

Chicago Cubs - 2004

Batter	1	2	3	4	5	6	7	8	9	AB	R	H	RBI	BB	SO	LOB	TOP					
Mark Grudzielanek, R OBP: 0.600, SLG: 0.600	G5-3		2B HBP	K			FC3-6 1B		F8 BB	5	1	3	0	0	1	1						
Corey Patterson, L OBP: 0.600, SLG: 1.333	HR		2B HBP	K			FC3-6 1-2		1B BB	3	2	1	1	1	1	2						
Sammy Sosa, R	P4		2B BB		K		G1-3		F8	4	1	0	0	1	1	3						
Moises Alou, R OBP: 0.400, SLG: 0.600	L7		2B		F9				K	5	0	2	3	0	1	0						
16 Aramis Ramirez, R OBP: 0.250, SLG: 0.250		G5-3	2B FC6-4		G6-3				K	4	0	1	0	0	1	0						
25 Derek Lee, R		K	FC6-4			K			E BB	3	1	0	0	1	2	2						
Alex Gonzalez, R	F7			G4-3		G2-3			E7 1B	4	1	0	0	0	0	0						
Michael Barrett, R OBP: 0.500, SLG: 1.000			G1-3		G2-3				1B	4	1	2	1	0	0	0						
34 Kerry Wood, R 43 Michael Wuerztz, R Tom Goodwin, L Kent Mercker, L Todd Walker, L Kyle Farnsworth, R Joe Borowski, R			G4-3			G3			P5	2	0	1	1	0	0	0						
Inning Stats	R: 1 E: 0 K: 0 S: 5	H: 1 LOB: 0 BB: 0 P: 7	R: 0 E: 0 K: 1 S: 7	H: 0 LOB: 0 BB: 0 P: 9	R: 3 E: 0 K: 0 S: 18	H: 3 LOB: 2 BB: 1 P: 36	R: 1 E: 0 K: 2 S: 10	H: 2 LOB: 1 BB: 0 P: 14	R: 0 E: 0 K: 1 S: 8	H: 0 LOB: 0 BB: 0 P: 13	R: 0 E: 0 K: 1 S: 9	H: 0 LOB: 0 BB: 0 P: 14	R: 0 E: 0 K: 0 S: 9	H: 1 LOB: 1 BB: 0 P: 13	R: 2 E: 1 K: 2 S: 14	H: 1 LOB: 1 BB: 1 P: 23	R: 0 E: 0 K: 0 S: 7	H: 2 LOB: 2 BB: 1 P: 15	1B: 7 2B: 1 3B: 1 HR: 1	SF: 0 SAC: 0 DP: 0 HBP: 1	WP: 0 PB: 1 SB: 0 CS: 0	PA: 40
PITCHER	IP	WLS	BF	H	R	ER	SO	BB	IBB	HBP	BLK	WP	HR	S	P	ERA	WHIP					
Cory Lidle, R ERA: 9.0	5.0	L	23	6	5	5	4	1	0	1	0	0	1	48	79	9.00	1.400					
John Riedling, R ERA:	1.0		3	0	0	0	1	0	0	0	0	0	0	9	14	0.00	0.000					
Phil Norton, L ERA:	0.2		3	1	0	0	0	0	0	0	0	0	0	6	9	0.00	1.500					
Brian Reith, R ERA:	0.1		1	0	0	0	0	0	0	0	0	0	0	3	4	0.00	0.000					
Ryan Wagner, R ERA:	1.0		6	1	2	0	2	1	0	0	0	0	0	14	23	0.00	2.000					
PITCHER	IP	WLS	BF	H	R	ER	SO	BB	IBB	HBP	BLK	WP	HR	S	P	ERA	WHIP					
Todd Jones, R ERA:	1.0		4	2	0	0	0	1	0	0	0	0	0	7	15	0.00	3.000					

Chicago Cubs @ Cincinnati Reds
Great American Ball Park, Cincinnati, OH
Mon Apr 05 2004, 2:10 PM EDT
Att: 42,122 - Sunny - 45 F

AB	36
R	7
H	10
RBI	6
BB	3
SO	7
LOB	9



Batter	1	2	3	4	5	6	7	8	9	AB	R	H	RBI	BB	SO	LOB	BOTTOM					
D'Angelo Jimenez, S OBP: 0.800, SLG: 0.750	G4-3 1B		G4-3 1B		BB 2B 1B		P6		4-1 BB	4	1	3	1	1	0	0						
Barry Larkin, R	G4-3 1-2		G4-3 SAFE		2B BB		G4-3		K	4	1	0	1	1	1	4						
Sean Casey, L OBP: 0.500, SLG: 0.750	K		K		2B				FC5-4 1B	4	0	2	2	0	2	1						
Austin Kearns, R OBP: 0.250, SLG: 0.250		E6 G5-4-3		FC1-6 BB 1B	F8				K	4	0	1	0	0	1	2						
Adam Dunn, L		K		FC1-6 BB	F7				P6	3	0	0	0	1	1	3						
Jason LaRue, R	G5-4-3 1-2			K			K		FC5-4 1-2	4	0	0	0	0	2	4						
6 Ryan Freel, R			K SH5-4 1B	FC1-6 1-2 2-3			K		F7	4	1	0	0	0	2	2						
Juan Castro, R			1B SH5-4 G4-3 BB	L7			G4-3		K	3	1	0	0	1	1	2						
Cory Lidle, R Wily Mo Peña, R John Riedling, R Phil Norton, L Brian Reith, R Jason LaRue, R Ryan Wagner, R Todd Jones, L Ray Ornes, S			SH5-4		K		F7		BB BB	8	1	0	0	0	0	0						
Inning Stats	R: 0 E: 0 K: 1 S: 9	H: 1 LOB: 0 BB: 0 P: 13	R: 0 E: 1 K: 1 S: 11	H: 0 LOB: 0 BB: 0 P: 15	R: 2 E: 0 K: 2 S: 14	H: 1 LOB: 1 BB: 1 P: 25	R: 0 E: 0 K: 1 S: 15	H: 1 LOB: 2 BB: 1 P: 19	R: 2 E: 0 K: 1 S: 14	H: 2 LOB: 1 BB: 1 P: 23	R: 0 E: 0 K: 2 S: 9	H: 0 LOB: 0 BB: 0 P: 13	R: 0 E: 0 K: 0 S: 7	H: 0 LOB: 0 BB: 0 P: 11	R: 0 E: 0 K: 1 S: 12	H: 1 LOB: 1 BB: 0 P: 15	R: 0 E: 0 K: 2 S: 15	H: 0 LOB: 2 BB: 2 P: 28	1B: 5 2B: 1 3B: 0 HR: 0	SF: 0 SAC: 1 DP: 2 HBP: 0	WP: 1 PB: 0 SB: 1 CS: 0	PA: 38
PITCHER	IP	WLS	BF	H	R	ER	SO	BB	IBB	HBP	BLK	WP	HR	S	P	ERA	WHIP					
34 Kerry Wood, R ERA: 7.2	5.0	W	23	5	4	4	6	3	0	0	0	0	0	9	13	0.00	0.000					
43 Michael Wuerztz, R ERA:	1.0	H	3	0	0	0	2	0	0	0	0	0	0	7	11	0.00	0.000					
Kent Mercker, L ERA:	1.0	H	3	0	0	0	0	0	0	0	0	0	0	12	15	0.00	1.000					
Kyle Farnsworth, R ERA:	1.0	H	4	1	0	0	1	0	0	0	0	0	0	15	28	0.00	2.000					
Joe Borowski, R ERA:	1.0	S	5	0	0	0	2	2	0	0	0	0	0	15	28	0.00	2.000					
PITCHER	IP	WLS	BF	H	R	ER	SO	BB	IBB	HBP	BLK	WP	HR	S	P	ERA	WHIP					

Chicago Cubs @ Cincinnati Reds
Great American Ball Park, Cincinnati, OH
Mon Apr 05 2004, 2:10 PM EDT
Att: 42,122 - Sunny - 45 F

AB	32
R	4
H	6
RBI	4
BB	5
SO	11
LOB	18



Batter	1	2	3	4	5	6	7	8	9	AB	R	H	RBI	BB	SO	LOB	TOP					
Todd Walker, L (1.4) OBP: 0.250, SLG: 0.500 Ramon Martinez, R (7.4) OBP: 0.308, SLG: 0.667	F7			2B		P4	K			3	1	1	0	0	0	0						
Corey Patterson, L (1.8) OBP: 0.462, SLG: 0.818	P5			K		HR		P2		4	1	1	0	0	1	1						
Sammy Sosa, R (1.9) OBP: 0.308, SLG: 0.667	P4			2B		HR		2B		4	1	3	3	0	0	0						
Moises Alou, R (1.7) OBP: 0.231, SLG: 0.385	F9			G5-3		G6-3		G6-3		4	0	0	0	0	2							
16 Aramis Ramirez, R (1.5) OBP: 0.167, SLG: 0.091	F9			L9		G6-3		L7		4	0	0	0	0	2							
25 Derek Lee, R (1.3) OBP: 0.333, SLG: 0.600	L8					G6-3				3	0	1	0	0	1	0						
Alex Gonzalez, R (1.6) OBP: 0.083, SLG: 0.083				K		K		G4-3		4	0	0	0	0	3	2						
Michael Barrett, R (1.2) OBP: 0.375, SLG: 0.750				P2		G6-3		P6		4	0	1	0	0	0	2						
Matt Clement, R Todd Hollandsworth, L Kent Mercker, L Todd Wellemeyer, R Mark Gutzogian, R Sergio Ibanez, R LaTroy Hawkins, R Kyle Farnsworth, R Tom Gooden, L				G2-3		P4		F8		1	0	0	0	0	0	0						
Inning Stats	R: 0 E: 0 K: 0 S: 9	H: 0 LOB: 0 BB: 0 P: 12	R: 0 E: 0 K: 0 S: 6	H: 0 LOB: 0 BB: 0 P: 7	R: 0 E: 0 K: 1 S: 15	H: 0 LOB: 0 BB: 20 P: 20	R: 1 E: 0 K: 1 S: 10	H: 2 LOB: 1 BB: 0 P: 13	R: 0 E: 0 K: 1 S: 13	H: 1 LOB: 1 BB: 0 P: 17	R: 2 E: 0 K: 0 S: 8	H: 2 LOB: 0 BB: 0 P: 12	R: 0 E: 0 K: 2 S: 10	H: 1 LOB: 2 BB: 0 P: 15	R: 0 E: 0 K: 0 S: 4	H: 1 LOB: 1 BB: 0 P: 5	R: 0 E: 0 K: 1 S: 8	H: 1 LOB: 1 BB: 0 P: 11	1B: 1 2B: 5 3B: 1 HR: 1	SF: 0 SAC: 0 DP: 0 HBP: 1	WP: 0 PB: 0 SB: 0 CS: 0	PA: 36
PITCHER	IP	WLS	BF	H	R	ER	SO	BB	IBB	HBP	BLK	WP	HR	S	P	ERA	WHIP					
Jose Acevedo, R (1.1) ERA: 4.5	6.0	W	23	5	3	3	3	0	0	0	0	0	1	61	81	4.50	0.833					
Brian Reith, R (7.1) ERA: 0.2	0.2	H	4	1	0	0	1	0	0	1	0	0	0	7	11	0.00	1.500					
Phil Norton, L (7.1) ERA: 0.2	0.2	H	2	0	0	0	1	0	0	0	0	0	0	4	5	0.00	0.000					
Todd Jones, R (8.1) ERA: 0.2	0.2	H	3	1	0	0	0	0	0	0	0	0	0	3	4	0.00	1.500					
Danny Graves, R (9.1) ERA: 1.0	1.0	S	4	1	0	0	1	0	0	0	0	0	0	8	11	0.00	1.000					

Chicago Cubs @ Cincinnati Reds
Great American Ball Park, Cincinnati, OH
Thu Apr 08 2004, 12:35 PM EDT
Att: 26,204 - Sunny - 65 F

AB 35
R 3
H 8
RBI 3
BB 0
SO 6
LOB 13



Batter	1	2	3	4	5	6	7	8	9	AB	R	H	RBI	BB	SO	LOB	BOTTOM				
D'Angelo Jimenez, S (1.4) OBP: 0.500, SLG: 0.300	G3			L9			K			4	0	0	1	1	1	0					
Bary Larkin, R (1.6) OBP: 0.214, SLG: 0.083	BB			G4-3		K		F9		4	1	1	0	1	1	3					
Ken Griffey Jr., L (1.8) OBP: 0.444, SLG: 0.750	BB			G4-3		L5		F9		5	2	2	0	0	0	1					
Austin Kearns, R (1.9) OBP: 0.308, SLG: 0.273	BB			K		P4		K		4	1	1	0	1	2	1					
Sean Casey, L (1.3) OBP: 0.500, SLG: 0.667	BB			G3		BB		BB		4	1	3	3	0	0	1					
Adam Dunn, L (1.7) OBP: 0.545, SLG: 0.714	BB			K		BB		BB		2	0	1	0	2	1	0					
6 Ryan Freel, R (1.5) OBP: 0.182, SLG: 0.273	F7			K		P6		F7		4	0	1	0	0	0	7					
Brian Reith, R (7.1) ERA: 0.2										0	0	0	0	0	0	0					
Phil Norton, R (7.1) ERA: 0.2										0	0	0	0	0	0	0					
Todd Jones, R (8.1) ERA: 0.2										0	0	0	0	0	0	0					
Danny Graves, R (9.1) ERA: 1.0										0	0	0	0	0	0	0					
Corky Miller, R (1.2) ERA: 0.2	FC6-4			HBP		G3-1				2	0	0	0	1	0	3					
Jose Acevedo, R (1.1) ERA: 4.5				K		K		G6-3		3	0	0	0	0	3	5					
Juan Castro, R (7.5) ERA: 0.2				K		K				1	0	0	0	0	0	0					
Inning Stats	R: 2 E: 0 K: 0 S: 18	H: 3 LOB: 3 BB: 2 P: 29	R: 0 E: 0 K: 1 S: 11	H: 0 LOB: 0 BB: 0 P: 17	R: 2 E: 0 K: 2 S: 15	H: 3 LOB: 2 BB: 0 P: 23	R: 0 E: 0 K: 1 S: 8	H: 0 LOB: 1 BB: 1 P: 16	R: 1 E: 0 K: 2 S: 14	H: 2 LOB: 3 BB: 2 P: 31	R: 0 E: 0 K: 0 S: 11	H: 1 LOB: 2 BB: 1 P: 20	R: 0 E: 0 K: 1 S: 8	H: 0 LOB: 0 BB: 0 P: 11	R: 0 E: 0 K: 1 S: 6	H: 0 LOB: 0 BB: 0 P: 8	1B: 7 2B: 2 3B: 0 HR: 0	SF: 0 SAC: 0 DP: 0 HBP: 1	WP: 1 PB: 1 SB: 0 CS: 0	PA: 40	
PITCHER	IP	WLS	BF	H	R	ER	SO	BB	IBB	HBP	BLK	WP	HR	S	P	ERA	WHIP				
Matt Clement, R (1.1) ERA: 9.0	4.0	L	22	6	4	4	4	3	0	1	0	0	0	52	85	9.00	2.250				
Kent Mercker, L (5.1) ERA: 4.5	1.0		7	2	1	1	2	2	0	0	0	0	0	14	31	9.00	4.000				
Todd Wellemeyer, R (6.1) ERA: 1.0	1.0		5	1	0	0	0	1	0	0	0	0	0	11	20	0.00	2.000				
LaTroy Hawkins, R (7.1) ERA: 1.0	1.0		3	0	0	0	1	0	0	0	0	0	0	8	11	0.00	0.000				
Kyle Farnsworth, R (8.1) ERA: 1.0	1.0		3	0	0	0	1	0	0	0	0	0	0	6	8	0.00	0.000				

Chicago Cubs @ Cincinnati Reds
Great American Ball Park, Cincinnati, OH
Thu Apr 08 2004, 12:35 PM EDT
Att: 26,204 - Sunny - 65 F

AB 33
R 5
H 9
RBI 4
BB 6
SO 8
LOB 21



Batter	1	2	3	4	5	6	7	8	9	10	11	12	13	14	15	AB	R	H	RBI	BB	SO	LOB	TOP							
Mark Grzdzianek, R OBP: 0.529, SLG: 0.467			G5-3		BB		BB		F8			1B		SH1-4	F8	5	0	1	0	2	1	2								
Corey Patterson, L OBP: 0.350, SLG: 0.566	1B		P6		G3		P6			B3		L9		K		7	0	1	0	0	1	5								
Sammy Sosa, R OBP: 0.590, SLG: 0.529	F8		K			FC5-4 BB	K			G6-3		1B				5	0	1	0	2	2	2								
Morgan Arias, R OBP: 0.087, SLG: 0.067	G6-3				F8	FC5-4 BB			G5-3			F8		F8		6	0	0	0	0	0	4								
16 Aramis Ramirez, R OBP: 0.316, SLG: 0.444		FC6-4 2B		K			F8								FC6-2 2B	7	0	4	0	0	2	0								
25 Derek Lee, R OBP: 0.474, SLG: 0.571		FC6-4 BB		G1-3											FC6-2 BB	4	1	2	0	3	1	0								
Alex Gonzalez, R OBP: 0.200, SLG: 0.400	F3				G4-3	F3			G1			G4-6-3 BB		K	FC6-2 BB	3	0	0	0	0	0	5	AB 54							
Todd Walker, L OBP: 0.200, SLG: 0.400																1	0	0	0	0	0	0	R 2							
Ramon Martinez, R																3	0	0	0	0	1	5	H 12							
Michael Barrett, R OBP: 0.207, SLG: 0.429	FC6-4				G5-3	L7			G1-3					K		6	0	0	0	1	2	7	RBI 2							
38 Carlos Zambrano, S OBP: 0.333, SLG: 0.222																3	0	1	0	0	1	2	BB 8							
Todd Hollandsworth, L OBP: 0.250, SLG: 0.333	K															0	0	0	0	0	0	0	SO 12							
Tom Goodwin, L OBP: 0.230, SLG: 0.230																2	0	1	1	0	0	0	LOB 34							
Inning Stats	R: 0 E: 0 K: 1 S: 8	H: 1 LOB: 1 BB: 0 P: 11	R: 0 E: 0 K: 1 S: 13	H: 1 LOB: 2 BB: 1 P: 25	R: 0 E: 0 K: 1 S: 8	H: 0 LOB: 0 BB: 0 P: 13	R: 0 E: 0 K: 1 S: 7	H: 0 LOB: 0 BB: 0 P: 9	R: 0 E: 0 K: 0 S: 5	H: 1 LOB: 2 BB: 1 P: 13	R: 0 E: 0 K: 0 S: 5	H: 1 LOB: 2 BB: 1 P: 27	R: 0 E: 0 K: 1 S: 15	H: 0 LOB: 0 BB: 0 P: 16	R: 0 E: 0 K: 1 S: 6	H: 1 LOB: 1 BB: 0 P: 5	R: 0 E: 0 K: 1 S: 5	H: 0 LOB: 0 BB: 0 P: 6	R: 0 E: 0 K: 1 S: 8	H: 1 LOB: 1 BB: 1 P: 16	R: 0 E: 0 K: 3 S: 16	H: 1 LOB: 1 BB: 0 P: 23	R: 0 E: 0 K: 1 S: 12	H: 1 LOB: 2 BB: 1 P: 22	R: 1 E: 0 K: 1 S: 14	H: 2 LOB: 2 BB: 1 P: 24	1B: 8 2B: 3 3B: 0 HR: 1	SF: 1 SAC: 1 DP: 1 HBP: 0	WP: 0 PB: 0 SB: 1 CS: 0	PA: 64
PITCHER	IP	WLS	BF	H	R	ER	SO	BB	IBB	HBP	BLK	WP	HR	S	P	ERA	WHIP													
Horacio Ramirez, L ERA: 1.143	7.0		4	4	1	0	63	4	1	0	0	0	0	6	9	0.00	0.000													
Chris Reitsma, R ERA: 2.1	1.0	H	3	0	0	0	1	0	0	0	0	0	0	1	5	9.00	1.000													
29 John Smoltz, R ERA: 3.0	1.0	B	4	1	1	0	0	0	0	0	0	0	1	5	5	9.00	1.000													
Antonio Alfonseca, R ERA: 1.59	2.0		7	1	0	0	1	1	0	0	0	0	0	13	22	0.00	1.000													
Juan Cruz, R ERA: 1.59	3.0		14	4	0	0	5	0	1	0	0	0	0	36	56	0.00	1.333													

Chicago Cubs @ Atlanta Braves
Turner Field, Atlanta, GA
Fri Apr 09 2004, 7:35 PM EDT
Att: 35,650 - Sunny - 72 F

AB 54
R 2
H 12
RBI 2
BB 8
SO 12
LOB 34



Batter	1	2	3	4	5	6	7	8	9	10	11	12	13	14	15	AB	R	H	RBI	BB	SO	LOB	BOTTOM				
Rafael Furcal, S OBP: 0.294, SLG: 0.214	G5-3		G3			K		L9			F7		SH3-4		K	2	0	0	0	0	0	0					
Jesse Garcia, R OBP: 0.250, SLG: 0.250																4	0	0	0	0	2	2					
Marcus Giles, R OBP: 0.455, SLG: 0.700	L3		F8			K		K			K		F8			7	0	1	0	0	3	3					
10 Chipper Jones, S OBP: 0.524, SLG: 0.625			G4-3						K2-3			L5		BB IBB	K	6	0	1	0	1	3	1					
J.D. Drew, L OBP: 0.316, SLG: 0.222	1B				G6-4-3 BB		G4-3		F7			BB S BB		BB IBB	BB	3	0	0	0	4	1	1					
Andrew Jones, R OBP: 0.429, SLG: 0.529		HR			G6-4-3				G1-3			BB S BB		F9		5	1	1	1	2	0	6					
Adam LaRoche, L OBP: 0.250, SLG: 0.333							G4-6-3 BB									4	0	0	0	0	1	1					
Mike Hesseman, R OBP: 0.250, SLG: 0.333	K				G3-1		G4-6-3				G4-3					2	0	0	0	0	1	2					
Mark DeRosa, R OBP: 0.421, SLG: 0.333																5	0	0	0	1	3	0					
Eddie Pérez, R OBP: 0.500, SLG: 0.400																5	0	2	0	1	1	3					
Mike Hampton, R OBP: 0.250, SLG: 0.333																0	0	0	0	0	0	0					
Will Cunnane, R																0	0	0	0	0	0	0					
Inning Stats	R: 0 E: 0 K: 1 S: 13	H: 1 LOB: 1 BB: 0 P: 21	R: 1 E: 0 K: 2 S: 14	H: 1 LOB: 1 BB: 1 P: 21	R: 0 E: 0 K: 0 S: 4	H: 0 LOB: 0 BB: 0 P: 10	R: 0 E: 0 K: 0 S: 6	H: 0 LOB: 0 BB: 1 P: 13	R: 0 E: 0 K: 1 S: 11	H: 0 LOB: 0 BB: 0 P: 15	R: 0 E: 0 K: 3 S: 9	H: 0 LOB: 0 BB: 0 P: 11	R: 0 E: 0 K: 1 S: 12	H: 0 LOB: 3 BB: 3 P: 26	R: 0 E: 0 K: 2 S: 7	H: 1 LOB: 1 BB: 1 P: 17	R: 0 E: 0 K: 2 S: 12	H: 1 LOB: 2 BB: 1 P: 22	1B: 4 2B: 1 3B: 0 HR: 1	SF: 0 SAC: 1 DP: 2 HBP: 0	WP: 0 PB: 0 SB: 0 CS: 0	PA: 59					
PITCHER	IP	WLS	BF	H	R	ER	SO	BB	IBB	HBP	BLK	WP	HR	S	P	ERA	WHIP										
38 Carlos Zambrano, R ERA: 1.29	7.0		24	2	0	0	12	15	1.29	0.714																	
Kyle Farnsworth, R ERA: 3.0	1.0	W	4	1	0	0	1	0	0	0	0	0	0	11	17	0.00	1.000										
LaTroy Hawkins, R ERA: 1.51	2.0	S	5	1	0	0	2	1	0	0	0	0	0	12	22	0.00	2.000										
43 Michael Wuerz, R ERA: 1.59	1.0		3	0	0	0	1	0	0	0	0	0	9	11	0.00	0.000											
Andy Pratt, L ERA: 1.59	0.2		4	0	0	0	0	1	1	0	0	0	4	13	0.00	1.500											

Chicago Cubs @ Atlanta Braves
Turner Field, Atlanta, GA
Fri Apr 09 2004, 7:35 PM EDT
Att: 35,650 - Sunny - 72 F

AB 48
R 1
H 6
RBI 1
BB 10
SO 16
LOB 21



Batter	1	2	3	4	5	6	7	8	9	AB	R	H	RBI	BB	SO	LOB	TOP			
Tom Goodwin, L (1, 8) OBP: 0.111, SLG: 0.125	G6-3		G4-3		F8		K			4	0	0	0	0	1	2				
Todd Walker, L (1, 4) OBP: 0.222, SLG: 0.250	G3			L8		2B 25 SF8 BB		K		3	1	0	0	1	1	0				
Sammy Sosa, R (1, 9) OBP: 0.375, SLG: 0.619	2B		F9		F9		2B	G6-3		4	0	2	0	0	0	0				
16 Aramis Ramirez, R (1, 5) OBP: 0.261, SLG: 0.364	F9		P6				K	G5-3		4	0	0	0	0	1	3				
25 Derrek Lee, R (1, 3) OBP: 0.391, SLG: 0.471		K			K		SF8		G6-3	3	0	0	1	0	2	0				
Todd Hollandsworth, L (1, 7) OBP: 0.429, SLG: 1.333	F9			HR				G4-3		3	1	1	1	1	0	0				
Alex Gonzalez, R (1, 6) OBP: 0.158, SLG: 0.111	G6-3			SH2-4 BB			F8		1B	3	0	1	0	1	0	2				
Paul Bako, L (1, 2)			L7		SH2-4 BB			G6-3		3	0	0	0	1	0	1				
Sergio Mitre, R (1, 1)					SH2-4					2	0	0	0	0	1	0				
Andy Pratt, L (8, 1)			K					L9		0	0	0	0	0	0	0				
Kyle Farnsworth, R (8, 1)					1-2 2-3					0	0	0	0	0	0	0				
Inning Stats	R: 0 E: 0 K: 0 S: 10	H: 1 LOB: 1 BB: 0 P: 15	R: 0 E: 0 K: 1 S: 6	H: 0 LOB: 0 BB: 0 P: 9	R: 0 E: 0 K: 1 S: 8	H: 0 LOB: 0 BB: 0 P: 15	R: 0 E: 0 K: 0 S: 4	H: 0 LOB: 0 BB: 0 P: 7	R: 1 E: 0 K: 1 S: 11	H: 1 LOB: 2 BB: 2 P: 20	R: 0 E: 0 K: 1 S: 8	H: 0 LOB: 0 BB: 0 P: 10	R: 0 E: 0 K: 1 S: 7	H: 0 LOB: 0 BB: 0 P: 12	R: 0 E: 0 K: 0 S: 7	H: 1 LOB: 1 BB: 0 P: 10	1B: 1 2B: 2 3B: 0 HR: 1	SF: 1 SAC: 1 DP: 0 HBP: 0	WP: 0 PB: 0 SB: 1 CS: 0	PA: 35
PITCHER	IP WLS BF H R ER SO BB IBB HBP BLK WP HR S P ERA WHIP																			
Jaret Wright, R (1, 1) ERA: 3.0	6.0 25 3 2 2 4 3 1 0 0 0 1 56 97 3.00 1.000																			
C.J. Nitkowski, L (7, 1) ERA: 9.0	1.1 4 0 0 0 2 0 0 0 0 0 0 0 11 15 0.00 0.000																			
Antonio Alfonseca, R (8, 1) ERA:	0.2 W 2 0 0 0 0 0 0 0 0 0 0 0 4 7 0.00 0.000																			
Kevin Gryboski, R (9, 1) ERA:	1.0 S 4 1 0 0 0 0 0 0 0 0 0 0 7 10 0.00 1.000																			

Chicago Cubs @ Atlanta Braves
Turner Field, Atlanta, GA
Sat Apr 10 2004, 7:05 PM EDT
Att: 39,685 - Cloudy - 73 F

AB	29
R	2
H	4
RBI	2
BB	4
SO	6
LOB	8



Batter	1	2	3	4	5	6	7	8	9	AB	R	H	RBI	BB	SO	LOB	BOTTOM			
Mark DeRosa, R (1, 5) OBP: 0.348, SLG: 0.263	G1-3		F9		FC6-5-4			G4-3		4	0	0	0	0	0	1				
Marcus Giles, R (1, 4) OBP: 0.462, SLG: 0.667	FC3-6 10 1B WP		G5-3		G6-3			BB 10 BB 1B		4	2	2	0	0	0	1				
10 Chipper Jones, S (1, 7) OBP: 0.560, SLG: 0.632	FC3-6 1B		WP 1B			G3-1		BB BB 2B BB		3	1	2	0	1	0	0				
J.D. Drew, L (1, 9) OBP: 0.308, SLG: 0.190	FC3-6 WP		K			F7		BB 2B BB		3	1	0	0	1	1	3				
Andrew Jones, R (1, 8) OBP: 0.440, SLG: 0.474	BB			G6-3		G1-3		BB 2B BB		2	1	0	1	2	0	0				
Adam LaRoche, L (1, 3) OBP: 0.214, SLG: 0.286	K			G3			P4	BB 2B		2	0	0	0	0	1	2				
Julio Franco, R (5, 3) OBP: 0.364, SLG: 0.400					G3			BB 2B		2	0	1	3	0	0	0				
Johnny Estrada, S (1, 2) OBP: 0.333, SLG: 0.389		G3-1		G1-3			G1-3	K		4	0	0	0	0	1	1				
Jesse Garcia, R (1, 6) OBP: 0.182, SLG: 0.182		F9			G1-3		K2-3			3	0	0	0	0	1	0				
Jaret Wright, R (1, 1) OBP: 0.500, SLG: 1.000										2	0	1	0	0	0	0				
C.J. Nitkowski, L (7, 1) ERA: 10.8		G6-3						G3		0	0	0	0	0	0	0				
Antonio Alfonseca, R (8, 1) OBP: 0.333, SLG: 0.667										0	0	0	0	0	0	0				
Dewayne Wise, L (8, PH) OBP: 0.333, SLG: 0.667										1	0	0	0	0	0	0				
Kevin Gryboski, R (9, 1) ERA: 2.7										0	0	0	0	0	0	0				
Inning Stats	R: 1 E: 0 K: 1 S: 14	H: 2 LOB: 2 BB: 1 P: 26	R: 0 E: 0 K: 0 S: 5	H: 0 LOB: 0 BB: 0 P: 7	R: 0 E: 0 K: 1 S: 9	H: 1 LOB: 1 BB: 0 P: 14	R: 0 E: 0 K: 0 S: 6	H: 0 LOB: 0 BB: 0 P: 8	R: 0 E: 0 K: 0 S: 6	H: 1 LOB: 1 BB: 0 P: 9	R: 0 E: 0 K: 0 S: 8	H: 0 LOB: 0 BB: 0 P: 13	R: 0 E: 0 K: 1 S: 9	H: 0 LOB: 0 BB: 0 P: 11	R: 4 E: 0 K: 1 S: 24	H: 2 LOB: 1 BB: 3 P: 41	1B: 4 2B: 2 3B: 0 HR: 0	SF: 0 SAC: 0 DP: 0 HBP: 0	WP: 2 PB: 0 SB: 1 CS: 0	PA: 34
PITCHER	IP WLS BF H R ER SO BB IBB HBP BLK WP HR S P ERA WHIP																			
Sergio Mitre, R (1, 1) ERA: 2.35	7.2 29 5 2 2 3 1 0 0 0 0 0 64 97 2.35 0.783																			
Andy Pratt, L (8, 1) ERA: 10.8	0.0 L 2 0 0 0 0 2 0 0 0 0 0 0 1 9 ∞ ∞																			
Kyle Farnsworth, R (8, 1) ERA: 2.7	0.1 B 3 1 3 3 1 1 0 0 0 0 0 0 16 23 81.00 6.000																			

Chicago Cubs @ Atlanta Braves
Turner Field, Atlanta, GA
Sat Apr 10 2004, 7:05 PM EDT
Att: 39,685 - Cloudy - 73 F

AB	30
R	5
H	6
RBI	4
BB	4
SO	4
LOB	8



Batter	1	2	3	4	5	6	7	8	9	AB	R	H	RBI	BB	SO	LOB	TOP								
Todd Walker, L (1,4) OBP: 0.286, SLG: 0.417 Tom Goodwin, L (9,7) OBP: 0.111, SLG: 0.125	L1		1B		P5		1B	SF7		4	1	2	2	0	0	0	Chicago Cubs @ Atlanta Braves Turner Field, Atlanta, GA Sun Apr 11 2004, 1:05 PM EDT Att: 27,701 - Overcast - 68 F								
Corey Patterson, L (1,8) OBP: 0.360, SLG: 0.652	HR		K		K		1B	F8		5	1	2	1	0	2	2									
Sammy Sosa, R (1,9) OBP: 0.357, SLG: 0.542 LaTroy Hawkins, R (8,1) Alex Gonzalez, R (9,PH) OBP: 0.200, SLG: 0.316	G4-3		1B		1B		F8		HR	3	0	0	0	1	0	2									
Moises Alou, R (1,7) OBP: 0.208, SLG: 0.417 43 Michael Wuertz, R (9,1)	K		1B		F8			G5-3	HR	5	1	2	2	0	1	0									
16 Aramis Ramirez, R (1,5) OBP: 0.321, SLG: 0.462		G4-3	SF9		F7-4-3			F8		4	2	2	0	1	0	2									
Todd Hollandsworth, L (1,3) OBP: 0.333, SLG: 0.600		G4-3			G3-1			G4-3		4	1	0	0	1	1	2									
Michael Barrett, R (1,2) OBP: 0.300, SLG: 0.611		SF9			K			HR		4	2	2	4	0	1	0									
Ramon Martinez, R (1,6) OBP: 0.250, SLG: 0.250		1B			P3			L7		4	1	2	0	0	0	1									
34 Kerry Wood, R (1,1) OBP: 0.250, SLG: 0.250 25 Derrek Lee, R (8,PH) OBP: 0.417, SLG: 0.500		K			G1-3			SH3		2	0	0	0	0	1	1									
								1B		1	0	1	0	0	0	0									
Inning Stats	R: 1 E: 0 K: 1 S: 11	H: 1 LOB: 0 BB: 0 P: 16	R: 1 E: 0 K: 1 S: 9	H: 2 LOB: 1 BB: 0 P: 14	R: 1 E: 0 K: 1 S: 6	H: 2 LOB: 1 BB: 1 P: 14	R: 0 E: 0 K: 1 S: 13	H: 0 LOB: 0 BB: 0 P: 22	R: 0 E: 0 K: 1 S: 10	H: 0 LOB: 0 BB: 0 P: 12	R: 0 E: 0 K: 0 S: 7	H: 0 LOB: 1 BB: 1 P: 14	R: 1 E: 0 K: 0 S: 16	H: 3 LOB: 2 BB: 0 P: 20	R: 4 E: 0 K: 0 S: 14	H: 4 LOB: 1 BB: 1 P: 24	R: 2 E: 0 K: 1 S: 9	H: 2 LOB: 0 BB: 0 P: 14	1B: 7 2B: 4 3B: 0 HR: 4	SF: 2 SAC: 1 DP: 1 HBP: 0	WP: 0 PB: 0 SB: 0 CS: 0	PA: 43			
PITCHER	IP	WLS	BF	H	R	ER	SO	BB	IBB	HBP	BLK	WP	HR	S	P	ERA	WHIP								
Russ Ortiz, R (1,1) ERA: 6.75 Will Cunnane, R (8,1) ERA: 12.0	7.0	L	30	8	4	4	5	1	1	0	0	0	1	72	112	5.14	1.286								

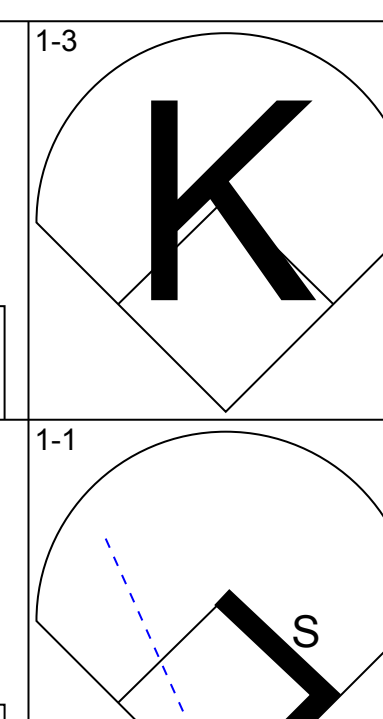
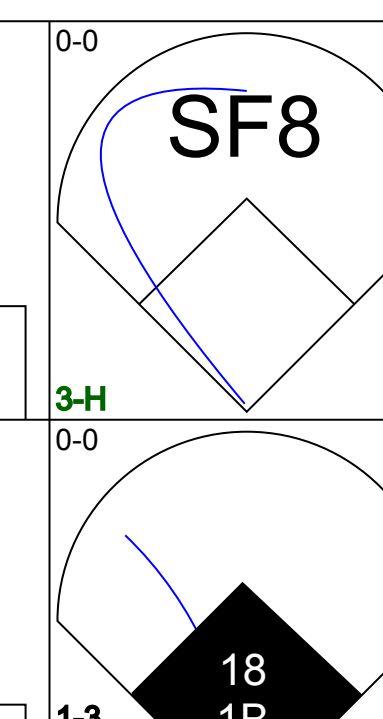
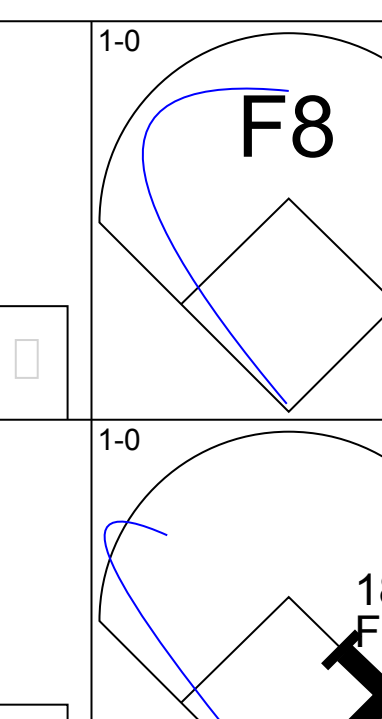
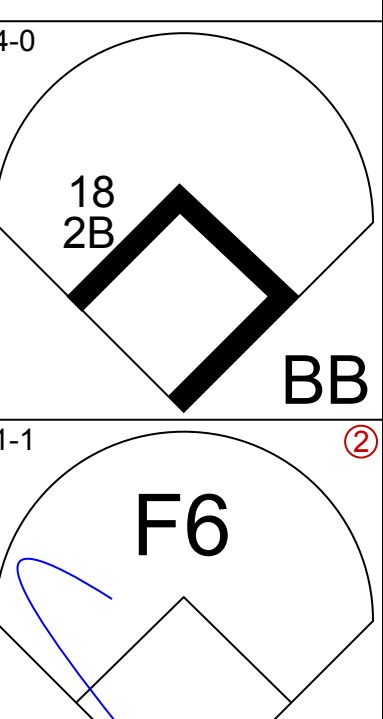
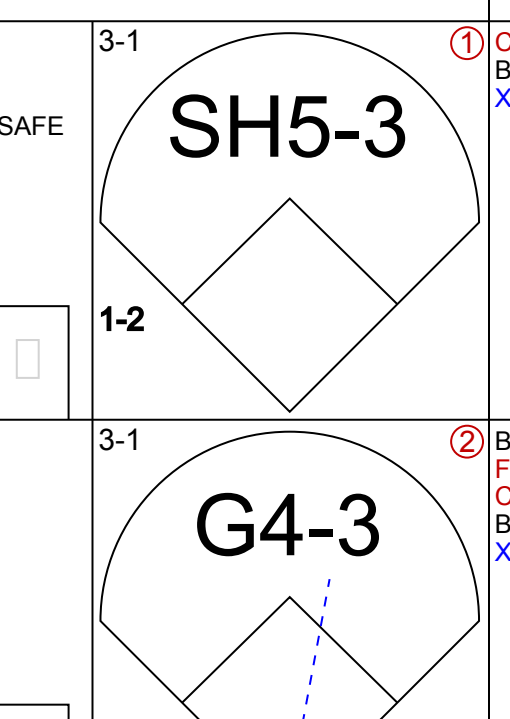
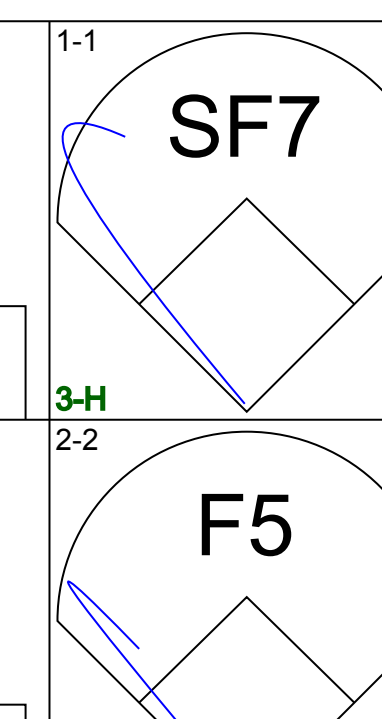
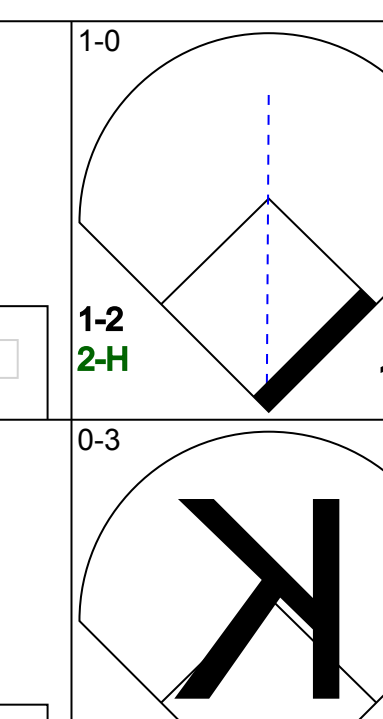
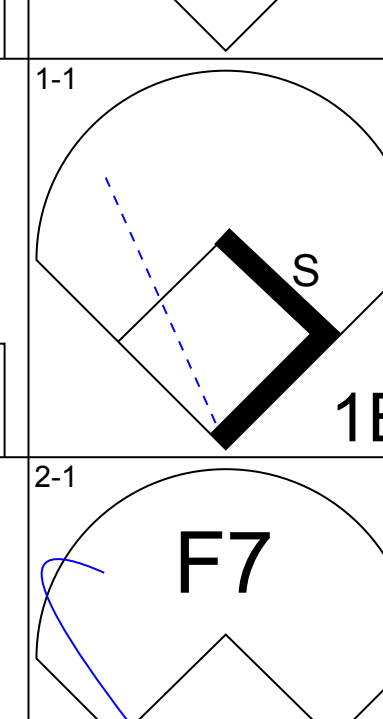
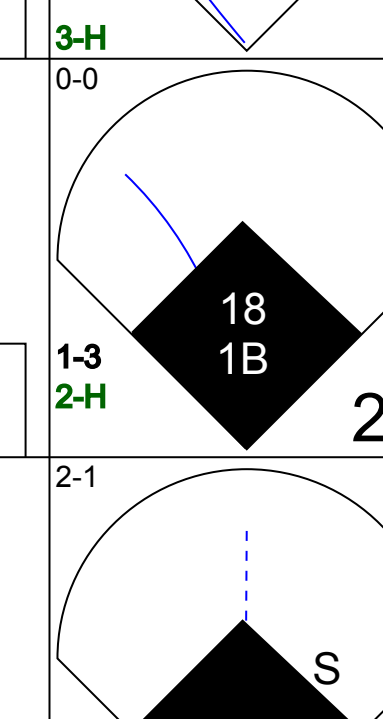
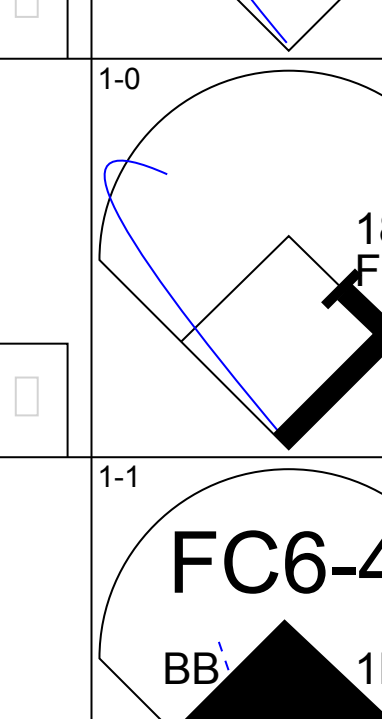
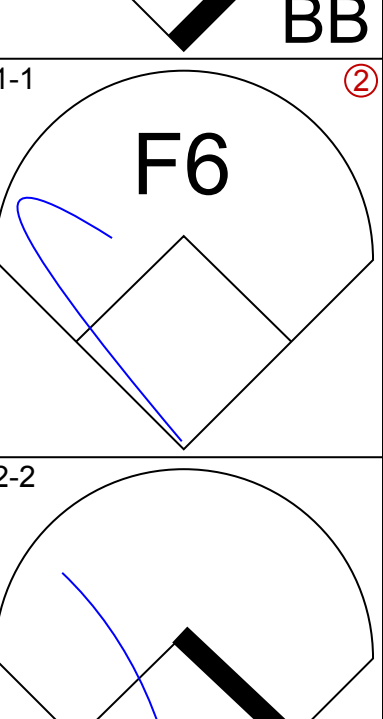
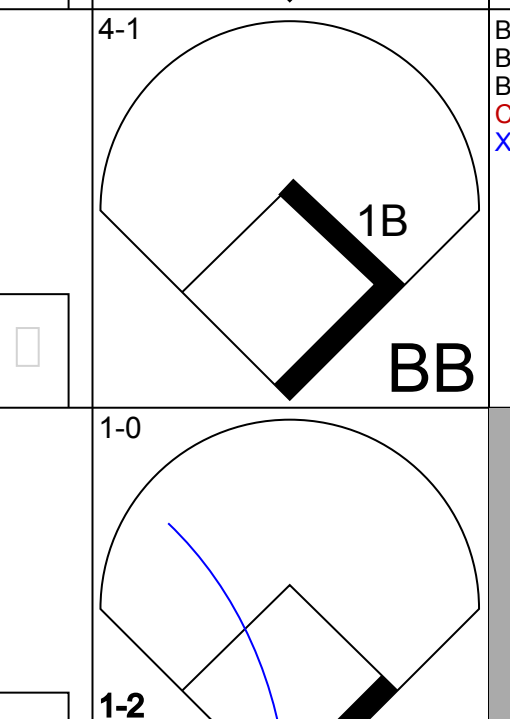
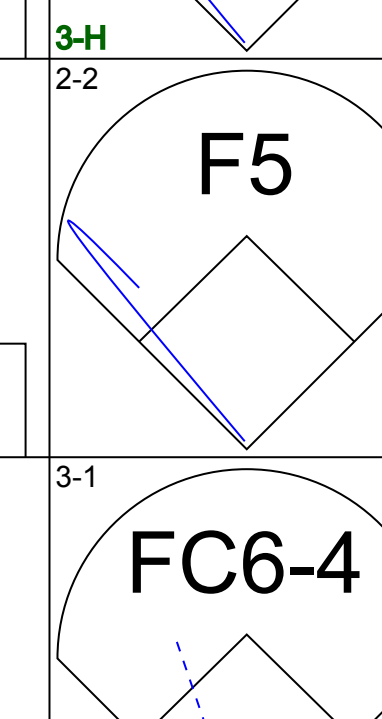
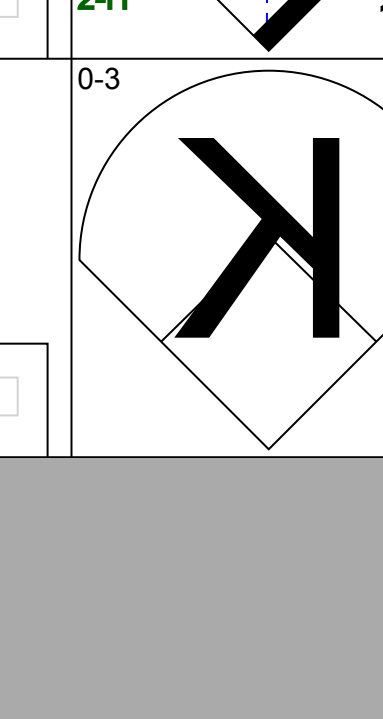
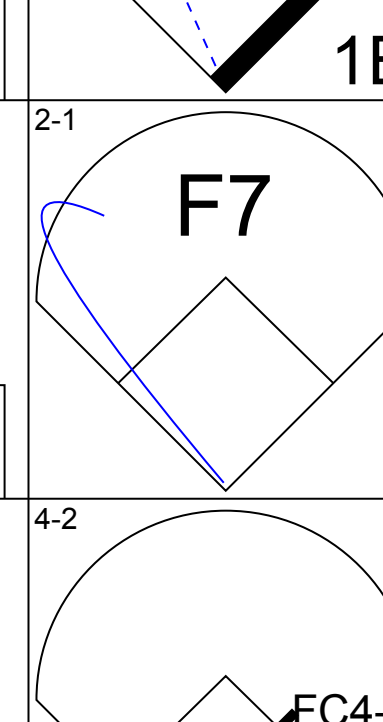
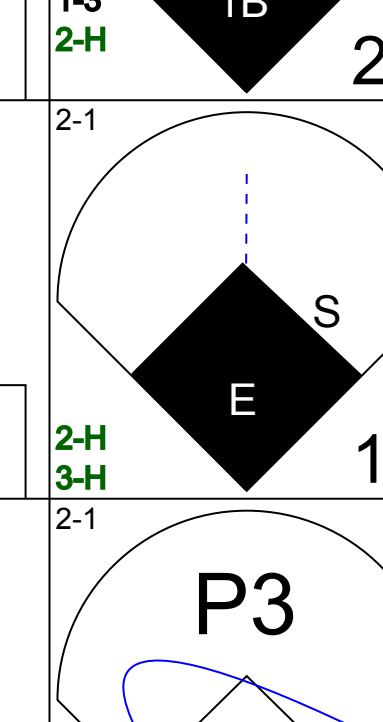
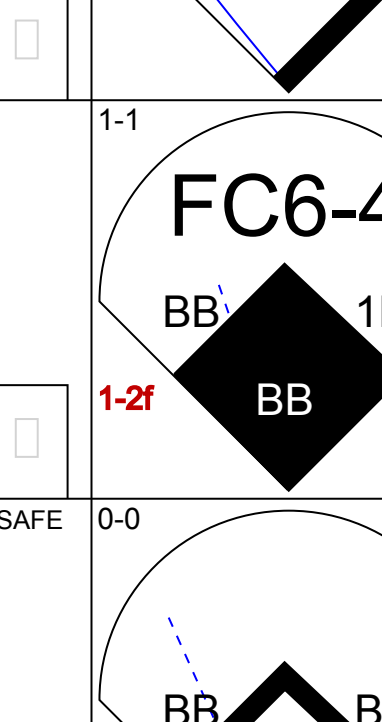
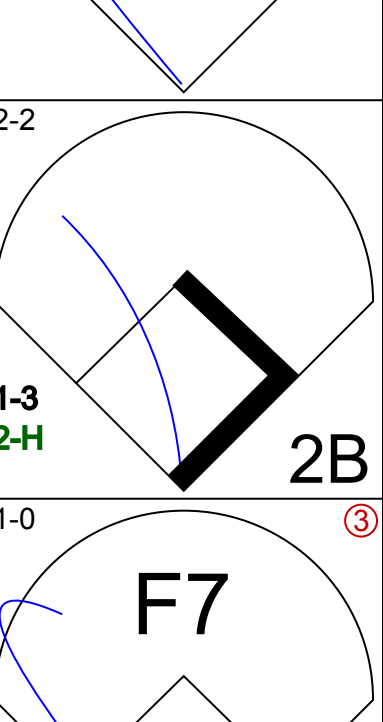
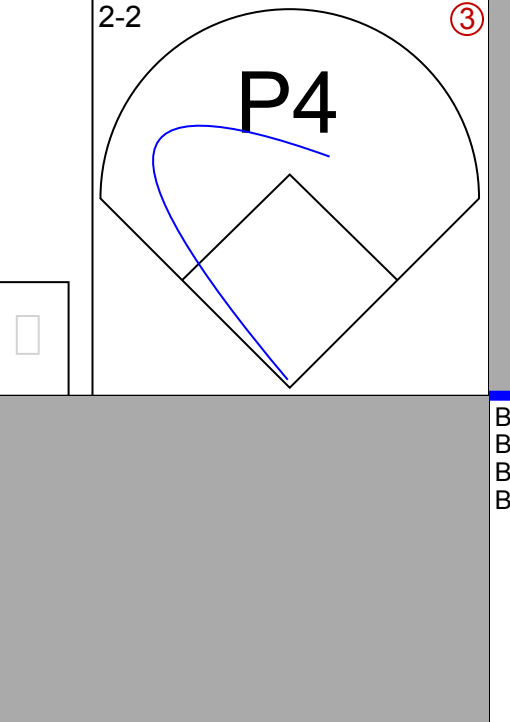
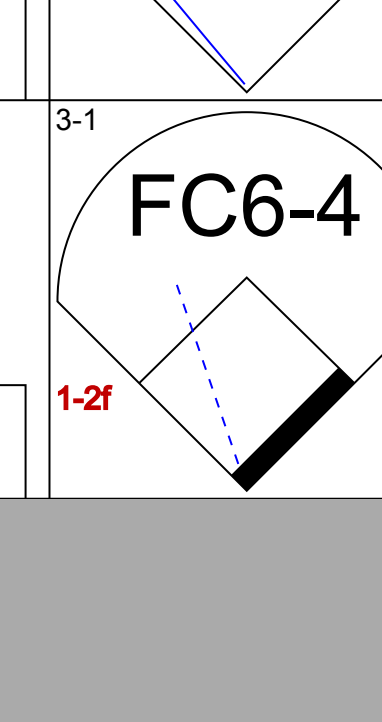
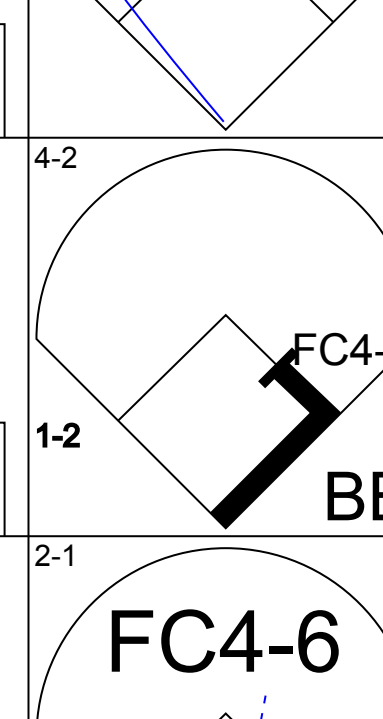
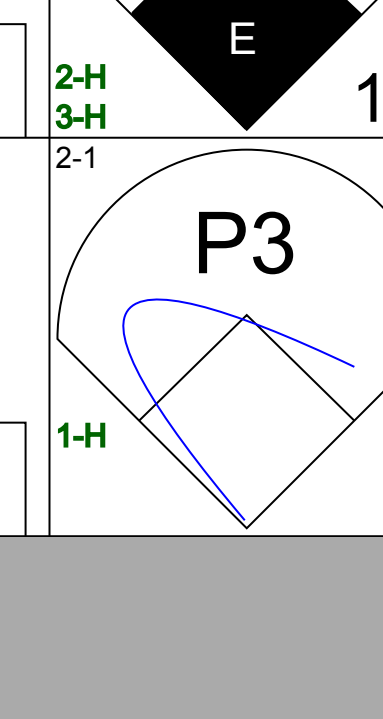
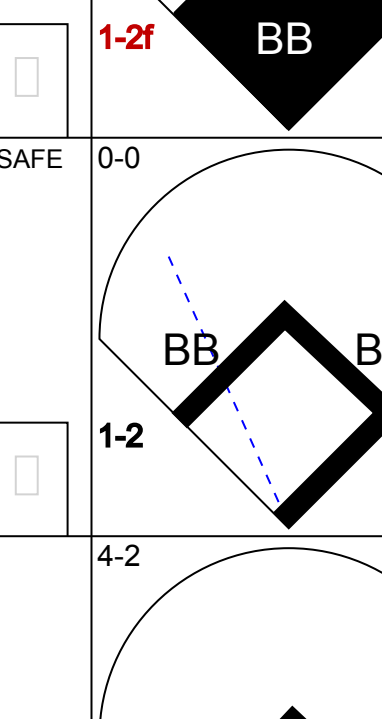
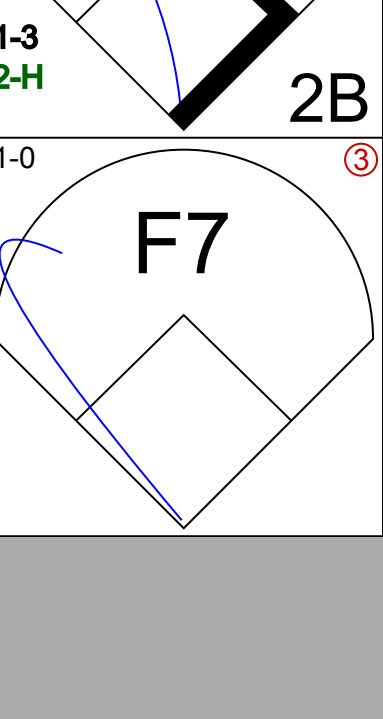

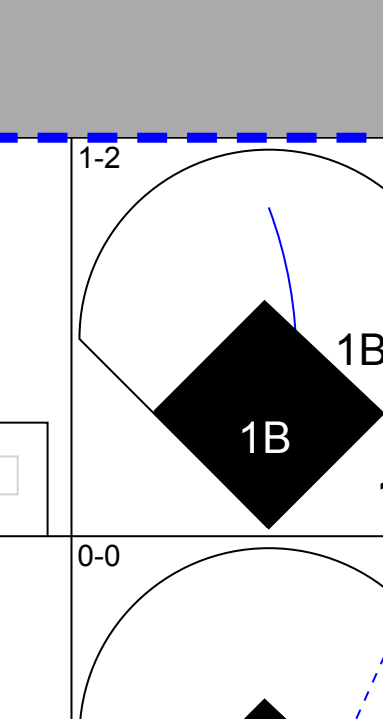
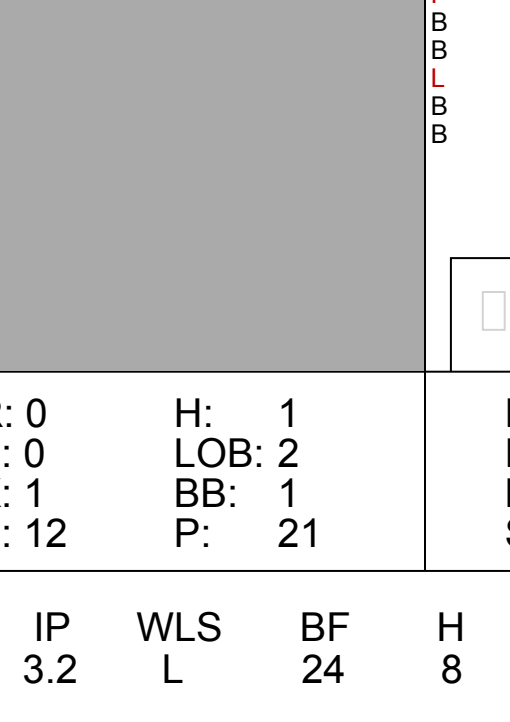
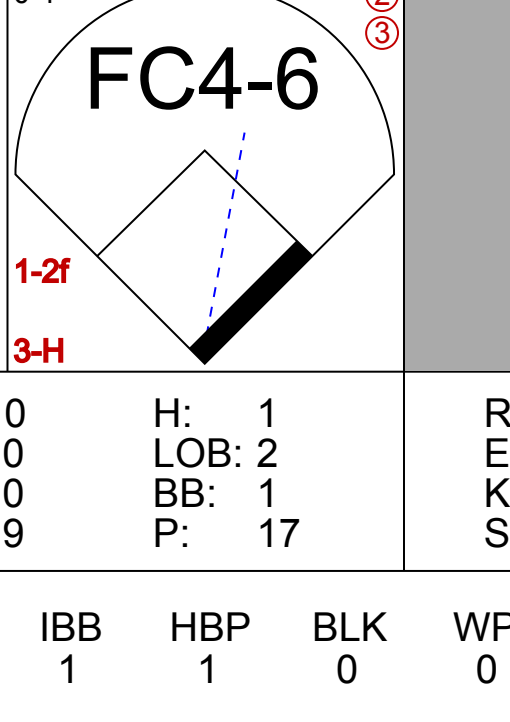
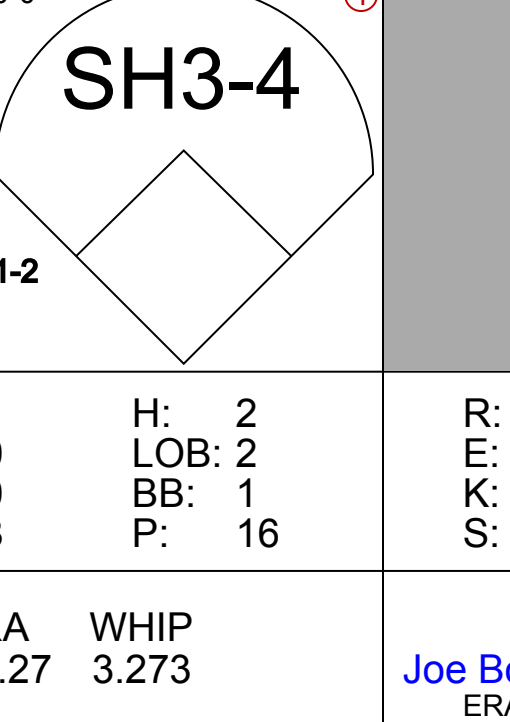
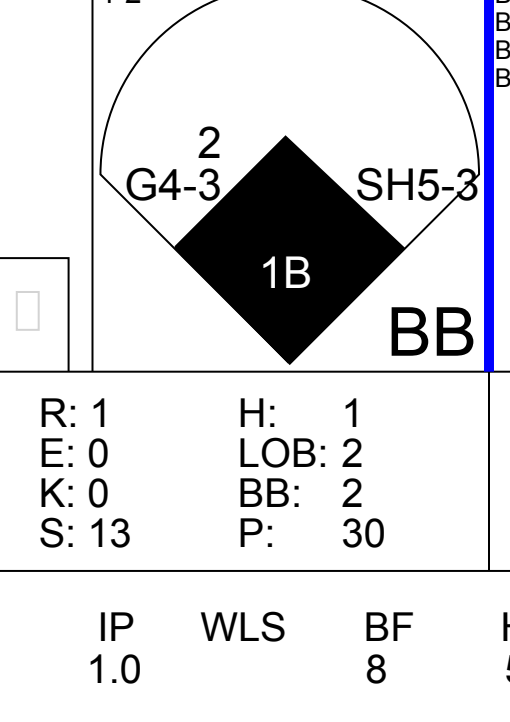
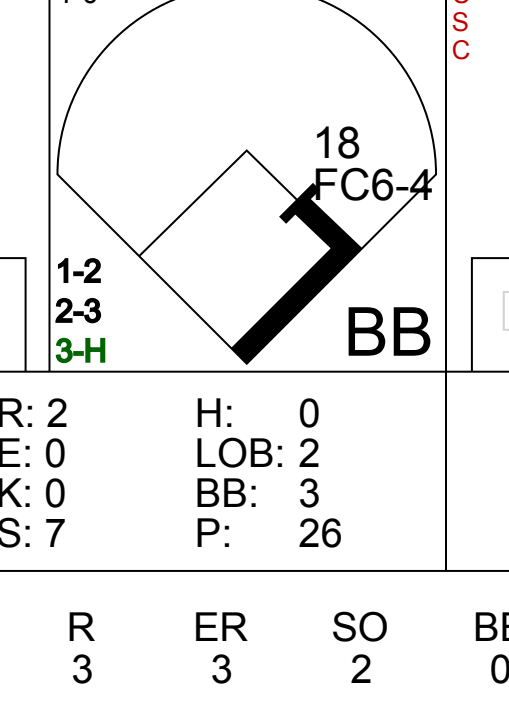
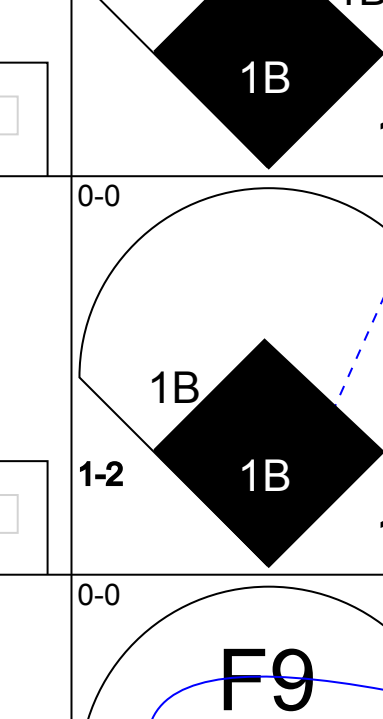
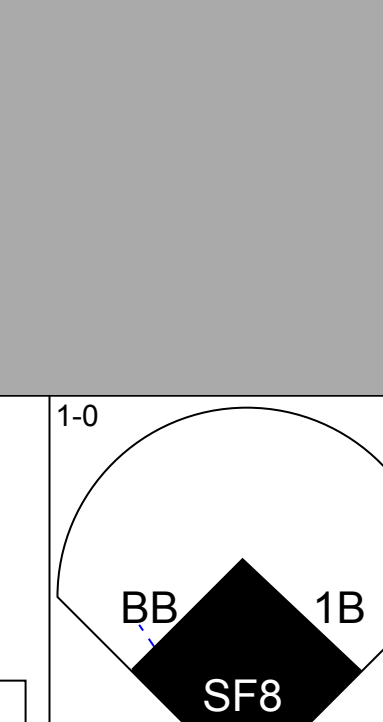
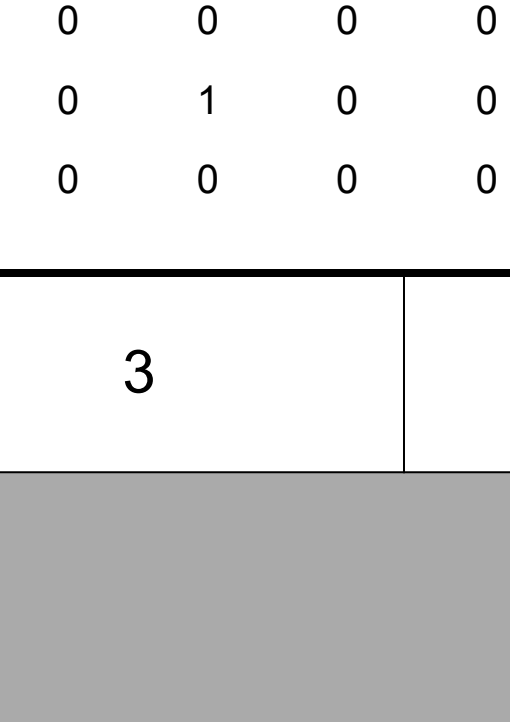
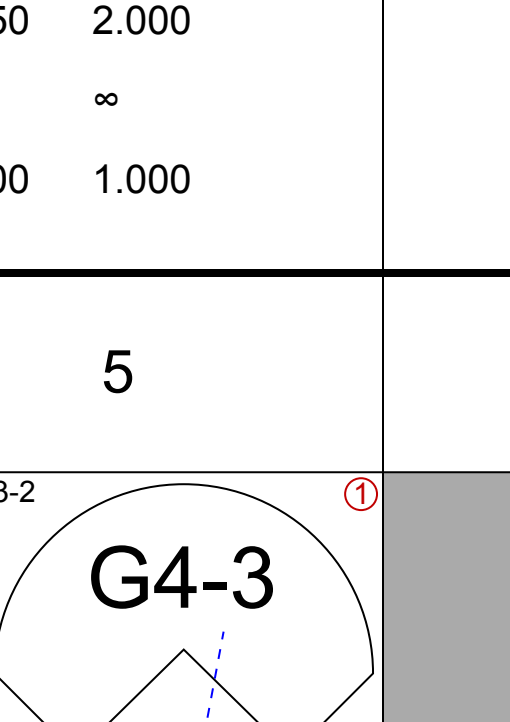
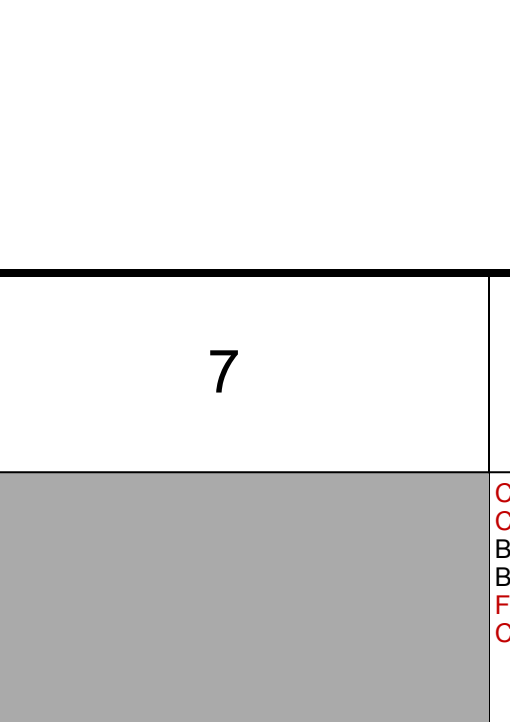
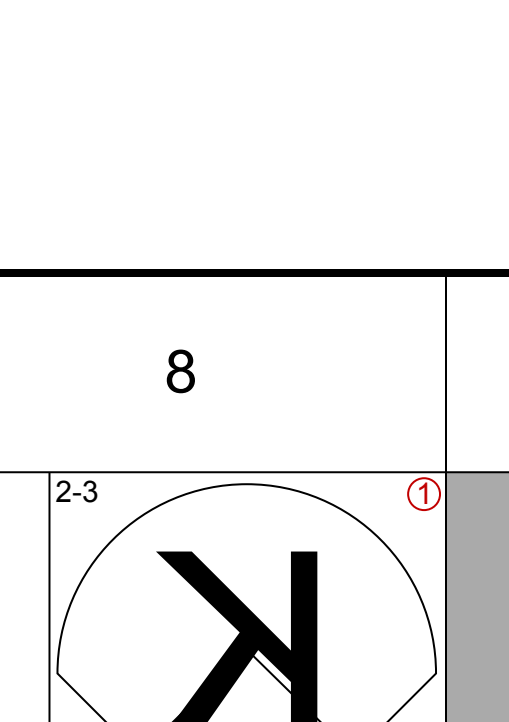
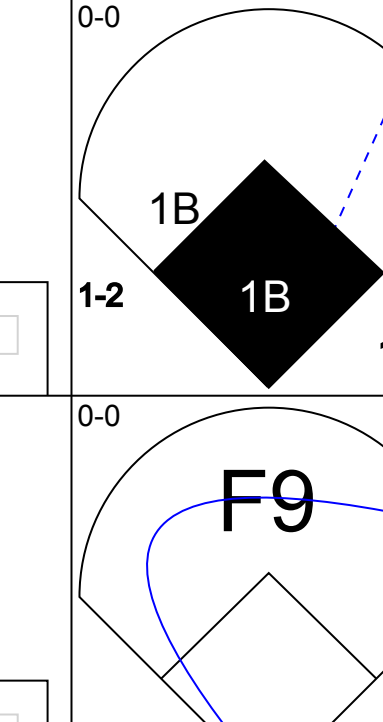
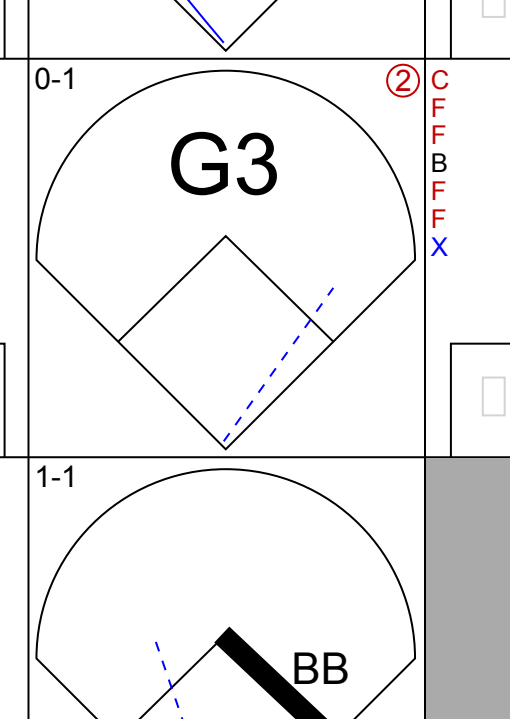
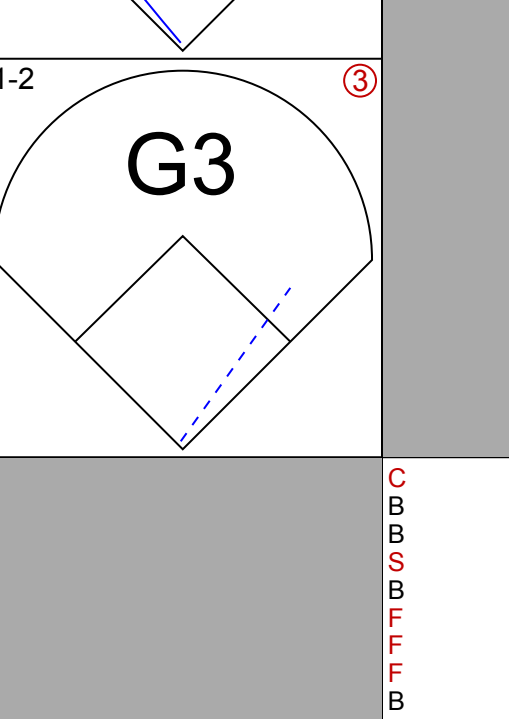
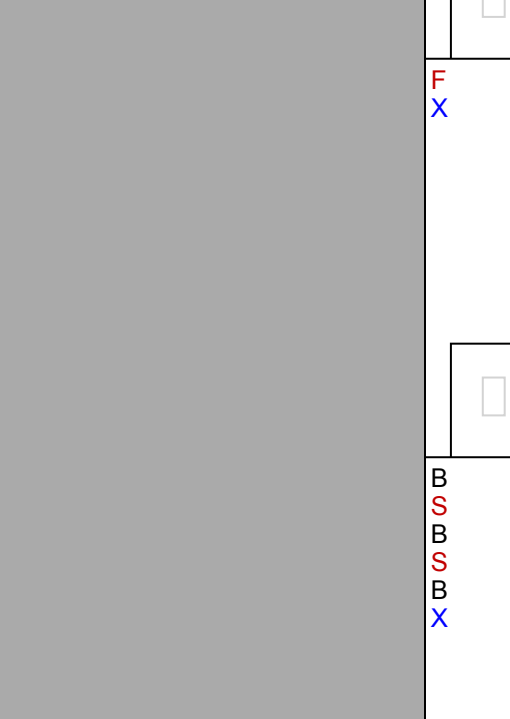

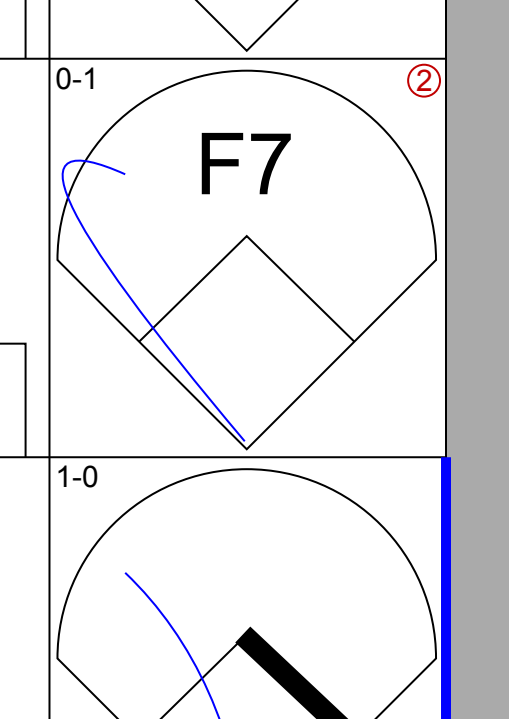
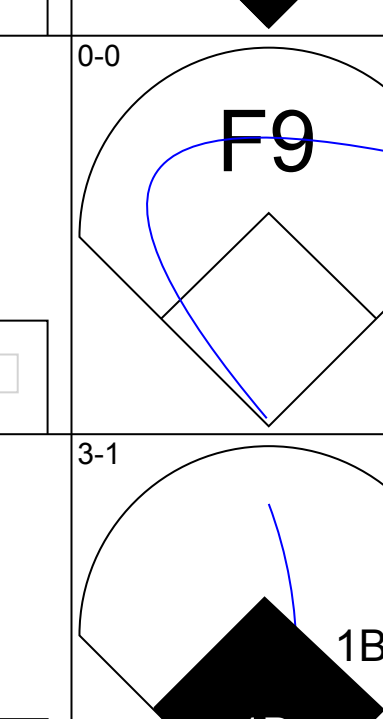
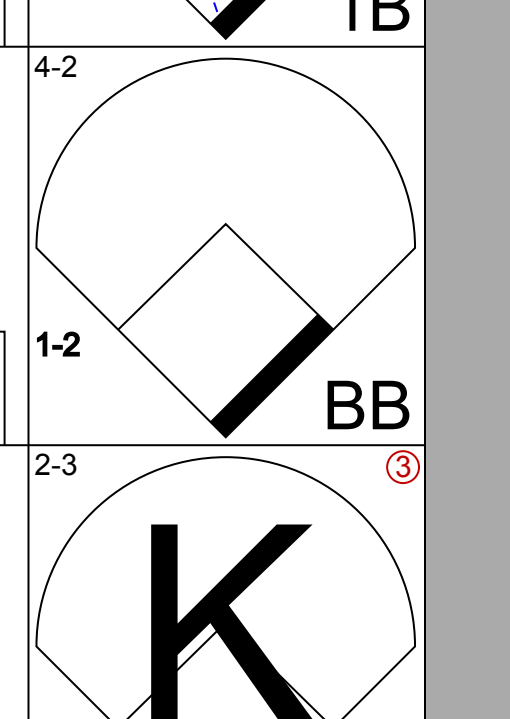
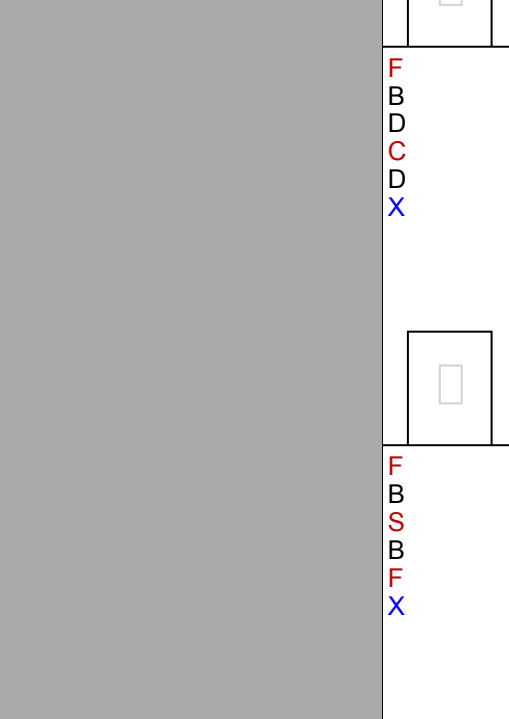
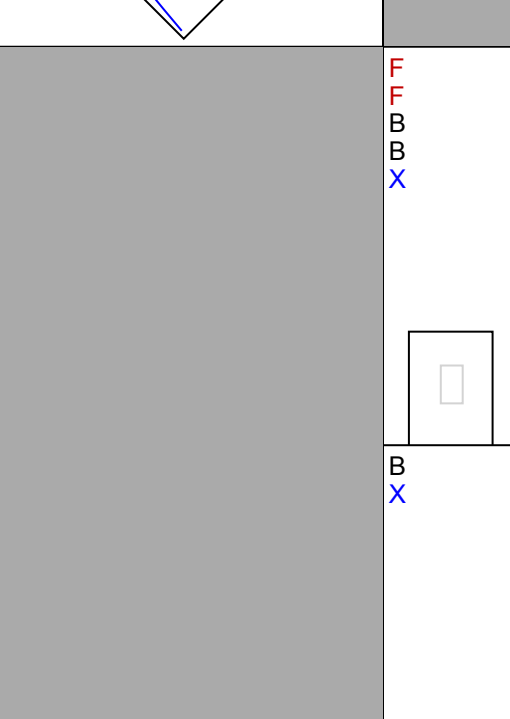

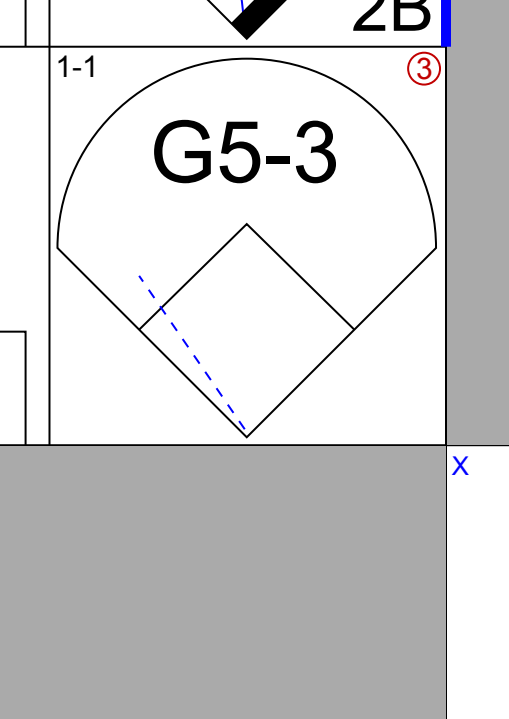
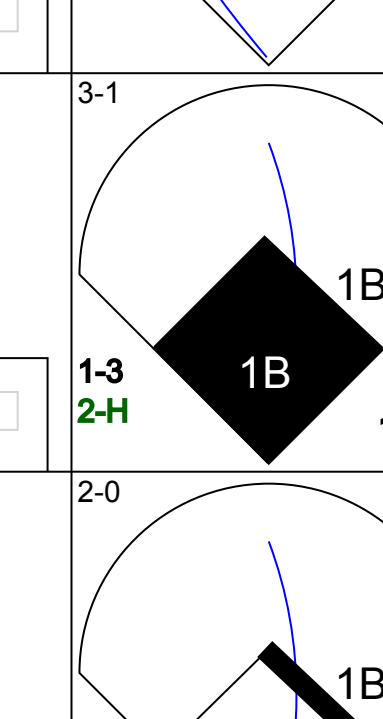
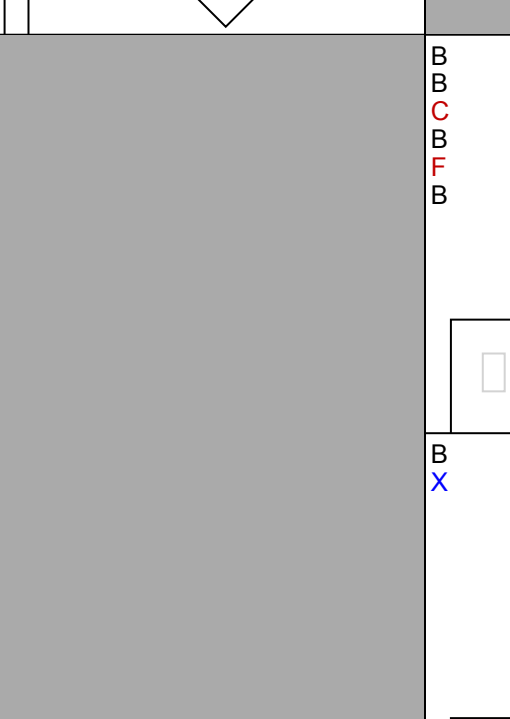
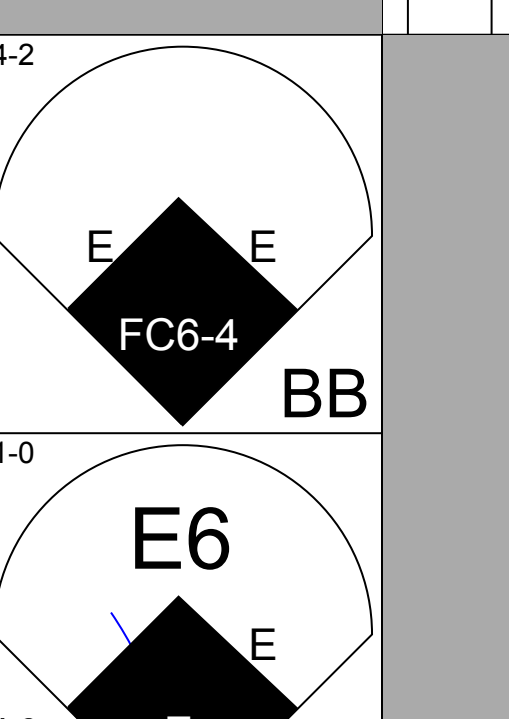

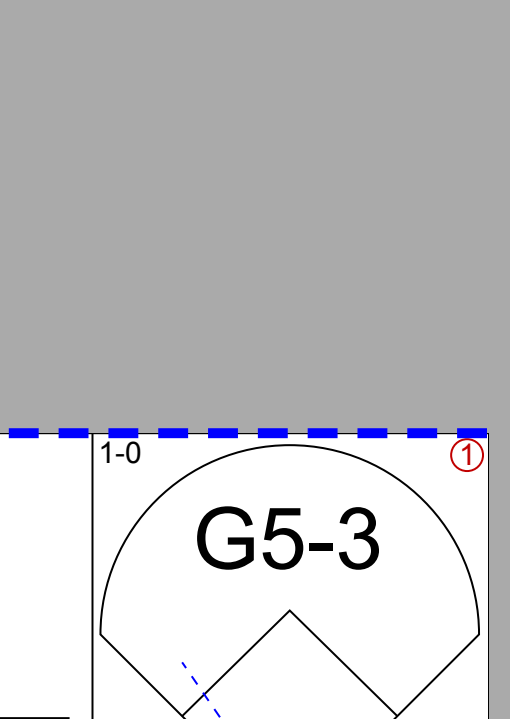
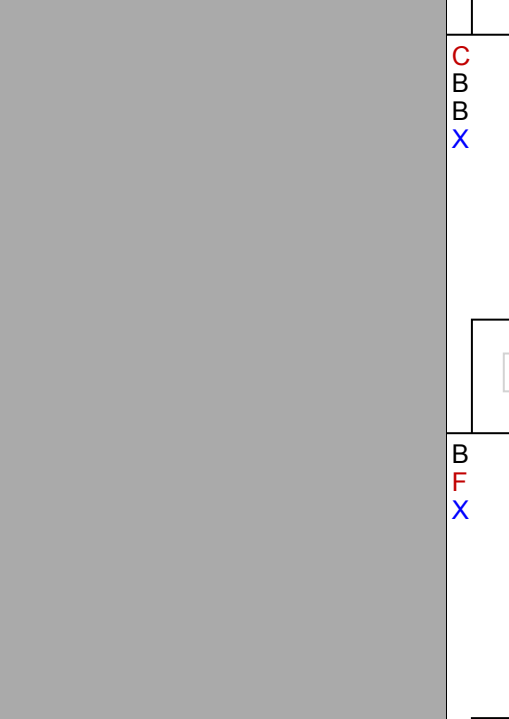
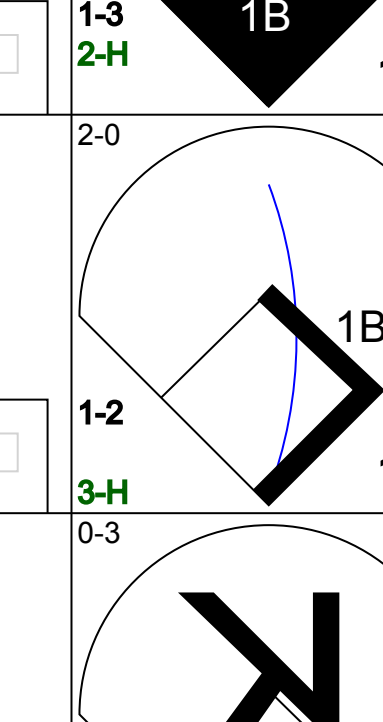
AB	37
R	10
H	14
RBI	10
BB	3
SO	6
LOB	10



Batter	1	2	3	4	5	6	7	8	9	AB	R	H	RBI	BB	SO	LOB	BOTTOM								
Mark DeRosa, R (1,5) OBP: 0.333, SLG: 0.227	L9		1B		L9		F8			3	0	0	0	1	0	1	Chicago Cubs @ Atlanta Braves Turner Field, Atlanta, GA Sun Apr 11 2004, 1:05 PM EDT Att: 27,701 - Overcast - 68 F								
Marcus Giles, R (1,4) OBP: 0.467, SLG: 0.630	BB		1B		G6-3			K		3	0	1	0	1	1	0									
10 Chipper Jones, S (1,7) OBP: 0.500, SLG: 0.545 Mike Hessman, R (7,7) OBP: 0.250, SLG: 0.500	FC4-6		1B		K			F9		3	0	0	0	0	1	3									
J.D. Drew, L (1,9) OBP: 0.333, SLG: 0.208	BB		K		K			K		1	0	0	0	0	0	0									
Andrew Jones, R (1,8) OBP: 0.379, SLG: 0.391	K		K		K			F8		4	0	0	0	0	2	5									
Julio Franco, R (1,3) OBP: 0.400, SLG: 0.571		K			K			2B		4	2	2	0	0	2	0									
Johnny Estrada, S (1,2) OBP: 0.318, SLG: 0.409		P5			K			K		4	0	1	1	0	2	1									
Jesse Garcia, R (1,6) OBP: 0.231, SLG: 0.231 Dewayne Wise, L (7,PH) OBP: 0.400, SLG: 0.600	FC5-4		1B		K			K		2	0	1	0	0	1	0									
Russ Ortiz, R (1,1) Adam LaRoche, L (7,PH) OBP: 0.200, SLG: 0.267 Will Cunnane, R (8,1) Eddie Pérez, R (9,PH) OBP: 0.429, SLG: 0.333	FC5-4		1B		K			K		2	0	0	0	0	1	1									
								K		1	0	0	0	0	0	0									
								K		1	0	0	0	0	1	1									
Inning Stats	R: 0 E: 0 K: 1 S: 7	H: 0 LOB: 2 BB: 2 P: 17	R: 0 E: 0 K: 1 S: 11	H: 1 LOB: 1 BB: 0 P: 14	R: 0 E: 0 K: 3 S: 13	H: 1 LOB: 2 BB: 1 P: 23	R: 0 E: 0 K: 3 S: 12	H: 0 LOB: 0 BB: 0 P: 16	R: 0 E: 0 K: 1 S: 7	H: 0 LOB: 0 BB: 0 P: 11	R: 0 E: 0 K: 0 S: 4	H: 1 LOB: 0 BB: 0 P: 6	R: 1 E: 0 K: 2 S: 14	H: 2 LOB: 1 BB: 0 P: 18	R: 0 E: 0 K: 2 S: 8	H: 0 LOB: 0 BB: 0 P: 11	R: 1 E: 0 K: 2 S: 15	H: 2 LOB: 1 BB: 0 P: 21	1B: 4 2B: 3 3B: 0 HR: 0	SF: 0 SAC: 0 DP: 1 HBP: 0	WP: 0 PB: 0 SB: 1 CS: 0	PA: 36			
PITCHER	IP	WLS	BF	H	R	ER	SO	BB	IBB	HBP	BLK	WP	HR	S	P	ERA	WHIP								
34 Kerry Wood, R (1,1) ERA: 3.75 LaTroy Hawkins, R (8,1) 43 Michael Wuertz, R (9,1) ERA: 2.25	7.0	W	28	5	1	1	11	3	0	0	0	0	0	8	11	0.00	0.000								

AB	33
R	2
H	7
RBI	2
BB	3
SO	15
LOB	16



Batter	1	2	3	4	5	6	7	8	9	AB	R	H	RBI	BB	SO	LOB	TOP					
Tike Redman, L OBP: 0.226, SLG: 0.321 (1, 8)										3	0	1	3	1	1	0	Pittsburgh Pirates @ Chicago Cubs Wrigley Field, Chicago, IL Mon Apr 12 2004, 1:20 PM CDT Att: 40,483 - Cloudy - 41 F					
2 Jack Wilson, R OBP: 0.419, SLG: 0.690 (1, 6)										7	1	3	1	0	1	7						
18 Jason Kendall, R OBP: 0.500, SLG: 0.524 11 Humberto Cota, R (9, 2)										5	2	2	3	1	0	4						
Raul Mondesi, R OBP: 0.367, SLG: 0.500 J.J. Davis, R (9, PR) (9, 7)										5	0	3	1	1	0	2						
Rob Mackowiak, L OBP: 0.389, SLG: 0.429 (1, 9)									4	1	1	0	1	1	1	4						
Craig Wilson, R OBP: 0.433, SLG: 0.704 (1, 3)										4	2	2	1	2	1	2						
Chris Stynes, R OBP: 0.182, SLG: 0.143 (1, 5)										5	2	2	1	0	0	6						
Jose Castillo, R OBP: 0.500, SLG: 0.364 (1, 4)										4	2	3	1	2	1	1						
Kris Benson, R Bobby Hill, S (7, PH) Brian Meadows, R (7, 1)										1	1	0	0	1	0	3						
Inning Stats	R: 0 E: 0 K: 1 S: 12	H: 1 LOB: 2 BB: 1 P: 21	R: 5 E: 0 K: 0 S: 12	H: 4 LOB: 0 BB: 1 P: 21	R: 0 E: 0 K: 0 S: 9	H: 1 LOB: 2 BB: 1 P: 17	R: 1 E: 0 K: 0 S: 10	H: 2 LOB: 3 BB: 2 P: 23	R: 1 E: 0 K: 3 S: 8	H: 2 LOB: 1 BB: 0 P: 16	R: 0 E: 0 K: 3 S: 10	H: 1 LOB: 1 BB: 0 P: 14	R: 1 E: 0 K: 0 S: 13	H: 1 LOB: 2 BB: 2 P: 30	R: 2 E: 0 K: 0 S: 7	H: 0 LOB: 3 BB: 3 P: 26	R: 3 E: 0 K: 2 S: 15	H: 5 LOB: 2 BB: 0 P: 22	1B: 14 2B: 3 3B: 0 HR: 0	SF: 2 SAC: 2 DP: 0 HBP: 2	WP: 0 PB: 0 SB: 2 CS: 1	PA: 56
PITCHER	IP	WLS	BF	H	R	ER	SO	BB	IBB	HBP	BLK	WP	HR	S	P	ERA	WHIP					
Greg Maddux, R ERA: 7.45 43 Michael Wuerz, R ERA: 3.38 Todd Wellemeyer, R ERA: 2.08 Andy Pratt, L ERA: 21.6 Kent Mercker, L ERA: 2.25	3.2	L	24	8	6	5	1	4	1	1	0	0	0	40	77	12.27	3.273					
PITCHER	IP	WLS	BF	H	R	ER	SO	BB	IBB	HBP	BLK	WP	HR	S	P	ERA	WHIP					
Joe Borowski, R ERA: 9.0	1.0		8	5	3	3	2	0	0	0	0	0	0	15	22	27.00	5.000					

AB 39
R 13
H 17
RBI 12
BB 11
SO 6
LOB 31



AB 31
R 2
H 3
RBI 1
BB 4
SO 2
LOB 16



Batter	1	2	3	4	5	6	7	8	9	AB	R	H	RBI	BB	SO	LOB	TOP				
Tike Redman, L OBP: 0.222, SLG: 0.303 (1, 8)										5	0	1	0	0	1	1	Pittsburgh Pirates @ Chicago Cubs Wrigley Field, Chicago, IL Wed Apr 14 2004, 1:20 PM CDT Att: 38,968 - Sunny - 58 F				
Abraham Nunez, S OBP: 0.455, SLG: 0.500 (1, 6)										4	1	1	0	1	1	1					
18 Jason Kendall, R OBP: 0.548, SLG: 0.542 (1, 2)										3	1	2	0	2	0	1					
Raul Mondesi, R OBP: 0.343, SLG: 0.545 (1, 7)										5	1	1	3	0	2	6					
Rob Mackowiak, L OBP: 0.391, SLG: 0.353 (1, 9)										3	0	0	0	2	1	3					
Craig Wilson, R OBP: 0.382, SLG: 0.613 (1, 3)										4	0	0	0	0	1	4					
Bobby Hill, S OBP: 0.318, SLG: 0.300 (1, 4)										3	0	0	0	0	2	0					
Chris Stynes, R OBP: 0.192, SLG: 0.160 (1, 5)										4	0	1	0	0	0	2					
Ryan Vogelsong, R J.J. Davis, R Jason Boyd, R Randall Simon, L Brian Boehringer, S 11 Humberto Cota, R 34 John Grabow, L (1, 1) (4, PH) (4, 1) (7, PH) (7, 1) (8, PH) (8, 1)										1	0	0	0	0	1	1					
Inning Stats	R: 0 E: 0 K: 1 S: 10	H: 2 LOB: 2 BB: 0 P: 17	R: 0 E: 0 K: 1 S: 11	H: 0 LOB: 1 BB: 0 P: 20	R: 0 E: 1 K: 1 S: 12	H: 0 LOB: 3 BB: 2 P: 29	R: 0 E: 0 K: 2 S: 8	H: 0 LOB: 0 BB: 0 P: 14	R: 0 E: 0 K: 1 S: 8	H: 0 LOB: 1 BB: 1 P: 12	R: 3 E: 0 K: 0 S: 18	H: 3 LOB: 1 BB: 1 P: 35	R: 0 E: 0 K: 2 S: 13	H: 1 LOB: 1 BB: 1 P: 19	R: 0 E: 0 K: 1 S: 11	H: 0 LOB: 1 BB: 1 P: 21		1B: 5 2B: 0 3B: 0 HR: 1	SF: 0 SAC: 0 DP: 0 HBP: 1	WP: 0 PB: 0 SB: 0 CS: 0	PA: 41
PITCHER	IP	WLS	BF	H	R	ER	SO	BB	IBB	HBP	BLK	WP	HR	S	P	ERA	WHIP				
Matt Clement, R ERA: 3.6 (1, 1)	6.0	W	26	2	0	0	7	3	0	1	0	0	0	56	103	0.00	0.833				
Kyle Farnsworth, R ERA: 8.31 (7, 1)	1.0		7	3	3	3	0	1	0	0	0	0	1	18	35	27.00	4.000				
LaTroy Hawkins, R ERA: (8, 1)	1.0		4	1	0	0	2	0	0	0	0	0	0	13	19	0.00	1.000				
Francis Beltran, R ERA: (9, 1)	1.0		4	0	0	0	1	1	0	0	0	0	0	11	21	0.00	1.000				

AB 35
R 3
H 6
RBI 3
BB 5
SO 10
LOB 20



Batter	1	2	3	4	5	6	7	8	9	AB	R	H	RBI	BB	SO	LOB	BOTTOM				
Todd Walker, L OBP: 0.318, SLG: 0.450 (1, 4)										5	1	3	3	0	0	2	Pittsburgh Pirates @ Chicago Cubs Wrigley Field, Chicago, IL Wed Apr 14 2004, 1:20 PM CDT Att: 38,968 - Sunny - 58 F				
Corey Patterson, L OBP: 0.300, SLG: 0.536 (1, 8)										5	0	0	0	0	4	7					
Sammy Sosa, R OBP: 0.405, SLG: 0.581 (1, 9)										4	0	1	1	1	2	0					
Moises Alou, R OBP: 0.242, SLG: 0.452 (1, 7)										4	1	1	1	1	1	2					
16 Aramis Ramirez, R OBP: 0.333, SLG: 0.618 (1, 5)										4	3	3	2	0	0	1					
25 Derrek Lee, R OBP: 0.406, SLG: 0.458 (1, 3)										3	2	1	0	1	1	1					
Alex Gonzalez, R OBP: 0.214, SLG: 0.333 (1, 6)										4	0	1	0	0	1	3					
Michael Barrett, R OBP: 0.375, SLG: 0.600 (1, 2)										2	1	1	1	1	0	0					
Matt Clement, R OBP: 0.333, SLG: 0.333 Kyle Farnsworth, R Jose Macias, S LaTroy Hawkins, R Francis Beltran, R (1, 1) (7, 1) (7, PH) (8, 1) (9, 1)										2	0	1	0	0	1	2					
Inning Stats	R: 1 E: 1 K: 1 S: 9	H: 2 LOB: 0 BB: 0 P: 11	R: 2 E: 0 K: 2 S: 13	H: 4 LOB: 2 BB: 0 P: 16	R: 4 E: 0 K: 2 S: 20	H: 4 LOB: 2 BB: 2 P: 36	R: 1 E: 0 K: 1 S: 13	H: 1 LOB: 0 BB: 0 P: 18	R: 0 E: 0 K: 1 S: 9	H: 0 LOB: 1 BB: 1 P: 13	R: 0 E: 0 K: 0 S: 9	H: 0 LOB: 0 BB: 0 P: 17	R: 0 E: 0 K: 2 S: 9	H: 0 LOB: 1 BB: 1 P: 16	R: 0 E: 0 K: 1 S: 11	H: 0 LOB: 1 BB: 1 P: 21		1B: 5 2B: 5 3B: 0 HR: 3	SF: 0 SAC: 1 DP: 1 HBP: 1	WP: 0 PB: 0 SB: 0 CS: 0	PA: 40
PITCHER	IP	WLS	BF	H	R	ER	SO	BB	IBB	HBP	BLK	WP	HR	S	P	ERA	WHIP				
Ryan Vogelsong, R ERA: 7.2 (4, 1)	3.0	L	13	2	1	1	3	1	0	1	0	0	1	29	44	3.00	1.000				
Brian Boehringer, R ERA: 6.0 (7, 1)	1.0		3	0	0	0	0	0	0	0	0	0	0	9	17	0.00	0.000				
34 John Grabow, L ERA: (8, 1)	1.0		4	0	0	0	2	1	0	0	0	0	0	9	16	0.00	1.000				

AB 34
R 8
H 12
RBI 8
BB 4
SO 10
LOB 18



Batter	1	2	3	4	5	6	7	8	9	AB	R	H	RBI	BB	SO	LOB	TOP
D'Angelo Jimenez, S OBP: 0.447, SLG: 0.459	(1,4) C F8		(2,3) C L6-4		(3) C L4												3 0 0 0 1 0 2
Barry Larkin, R OBP: 0.207, SLG: 0.148	(1,6) X F9			(1) B G6-3		(1) B G6-3											4 0 0 0 0 0 1
Ryan Wagner, R	(8,1)																0 0 0 0 0 0 0
Javier Valentin, S	(9,3)																0 0 0 0 0 0 0
Ken Griffey Jr., L OBP: 0.350, SLG: 0.559	(1,8) B F8			(2) C K		(2) C P3											4 0 0 0 0 1 1
Sean Casey, L OBP: 0.442, SLG: 0.553	(1,3) X F8			(1) B BB		(3) X G6-3											3 0 1 0 0 0 0
Juan Castro, R OBP: 0.240, SLG: 0.250	(9, PR) (9,5)																0 1 0 0 0 0 0
Adam Dunn, L OBP: 0.561, SLG: 0.933	(1,7) B 6 WP			(1) B HBP													2 2 2 1 2 0 0
6 Ryan Freel, R OBP: 0.282, SLG: 0.368	(1,5) X 1B																2 2 2 1 2 0 0
Jason LaRue, R OBP: 0.222, SLG: 0.174	(1,2) B G5-3			(3) C BB													3 0 0 0 0 1 3
Wily Mo Peña, R OBP: 0.500, SLG: 0.800	(1,9) X K																3 0 0 1 0 1 1
Danny Graves, R	(9,1)			(1) X K		(2) C P3											4 0 2 1 0 2 0
Cory Lidle, R OBP: 0.600, SLG: 0.667	(1,1) X FC3-6																0 0 0 0 0 0 0
Austin Kearns, R OBP: 0.257, SLG: 0.355	(8, PH)																2 0 1 0 0 0 1
Ray Olmedo, S	(8,6)			(1) X L6-4		(2) X FC3-6											1 0 0 0 0 1 0
																	1 0 0 0 0 0 1
Inning Stats	R: 0 H: 0 E: 0 LOB: 0 K: 0 BB: 0 S: 8 P: 11	R: 0 H: 1 E: 0 LOB: 1 K: 1 BB: 0 S: 10 P: 15	R: 0 H: 1 E: 0 LOB: 0 K: 1 BB: 0 S: 9 P: 12	R: 0 H: 0 E: 0 LOB: 2 K: 2 BB: 1 S: 14 P: 25	R: 0 H: 1 E: 0 LOB: 1 K: 0 BB: 0 S: 7 P: 7	R: 0 H: 0 E: 0 LOB: 0 K: 0 BB: 0 S: 7 P: 10	R: 1 H: 1 E: 0 LOB: 0 K: 1 BB: 0 S: 8 P: 10	R: 0 H: 0 E: 0 LOB: 1 K: 1 BB: 1 S: 13 P: 22	R: 2 H: 2 E: 0 LOB: 1 K: 0 BB: 1 S: 15 P: 20	1B: 3 SF: 1 2B: 3 SAC: 1 3B: 0 DP: 1 HR: 1 HBP: 1	WP: 2 PA: 36 PB: 0 SB: 0 CS: 0						
PITCHER	IP WLS BF H R ER SO BB IBB HBP BLK WP HR S P ERA WHIP	IP WLS BF H R ER SO BB IBB HBP BLK WP HR S P ERA WHIP	IP WLS BF H R ER SO BB IBB HBP BLK WP HR S P ERA WHIP	IP WLS BF H R ER SO BB IBB HBP BLK WP HR S P ERA WHIP	IP WLS BF H R ER SO BB IBB HBP BLK WP HR S P ERA WHIP	IP WLS BF H R ER SO BB IBB HBP BLK WP HR S P ERA WHIP	IP WLS BF H R ER SO BB IBB HBP BLK WP HR S P ERA WHIP	IP WLS BF H R ER SO BB IBB HBP BLK WP HR S P ERA WHIP	IP WLS BF H R ER SO BB IBB HBP BLK WP HR S P ERA WHIP	IP WLS BF H R ER SO BB IBB HBP BLK WP HR S P ERA WHIP	IP WLS BF H R ER SO BB IBB HBP BLK WP HR S P ERA WHIP						
34 Kerry Wood, R ERA: 3.48	(1,1) 8.2 L 35 6 3 3 6 3 0 1 0 0 2 1 90 131 3.12 1.038	(9,1) 0.1 1 0 0 0 0 0 0 0 0 0 0 0 1 1 0.00 0.000															
Kent Mercker, L ERA: 1.42																	

Cincinnati Reds @ Chicago Cubs
Wrigley Field, Chicago, IL
Sat Apr 17 2004, 1:20 PM CDT
Att: 40,607 - Sunny - 69 F

AB 30
R 3
H 6
RBI 3
BB 3
SO 6
LOB 10



Batter	1	2	3	4	5	6	7	8	9	AB	R	H	RBI	BB	SO	LOB	BOTTOM
Todd Walker, L OBP: 0.400, SLG: 0.433	(1,4) B FC4-6		(2) B G1-3		(3) C G4-3												4 0 1 0 0 0 0
Corey Patterson, L OBP: 0.302, SLG: 0.500	(1,8) X FC4-6		(3) C G3														4 0 0 0 0 0 1
Sammy Sosa, R OBP: 0.440, SLG: 0.659	(1,9) B G5-3			(1) B G5-3		(1) B P6											4 1 2 0 0 0 0
Moises Alou, R OBP: 0.348, SLG: 0.744	(1,7) B P6			(2) B P6		(2) B 16 G5-3											3 1 1 0 1 0 0
16 Aramis Ramirez, R OBP: 0.388, SLG: 0.766	(1,5) B G5-3			(2) B 25 1B		(2) B G5-3											4 0 2 1 0 0 4
25 Derek Lee, R OBP: 0.386, SLG: 0.472	(1,3) X F8			(1) B FC4-6		(1) B FC4-6											4 0 2 1 0 0 1
Michael Barrett, R OBP: 0.361, SLG: 0.688	(1,2) B G6-3			(3) B FC4-6		(3) B FC6-4											4 0 0 0 0 0 4
Alex Gonzalez, R OBP: 0.211, SLG: 0.278	(1,6) X G5-3			(1) B L1													3 0 0 0 0 1 0
Todd Hollandsworth, L OBP: 0.313, SLG: 0.857	(9, PH)																1 0 0 0 0 0 1
34 Kerry Wood, R OBP: 0.143, SLG: 0.143	(1,1) X F9			(1) B F9		(2) B G6-3											3 0 0 0 0 0 0
Kent Mercker, L	(9,1)																0 0 0 0 0 0 0
Inning Stats	R: 0 H: 2 E: 0 LOB: 2 K: 0 BB: 1 S: 7 P: 15	R: 0 H: 0 E: 0 LOB: 0 K: 0 BB: 0 S: 6 P: 8	R: 0 H: 0 E: 0 LOB: 0 K: 0 BB: 0 S: 7 P: 8	R: 0 H: 2 E: 0 LOB: 2 K: 0 BB: 0 S: 12 P: 18	R: 0 H: 0 E: 0 LOB: 0 K: 0 BB: 0 S: 6 P: 10	R: 2 H: 3 E: 0 LOB: 1 K: 0 BB: 0 S: 12 P: 20	R: 0 H: 0 E: 0 LOB: 0 K: 1 BB: 0 S: 5 P: 7	R: 0 H: 0 E: 0 LOB: 0 K: 0 BB: 0 S: 7 P: 13	R: 0 H: 1 E: 0 LOB: 1 K: 0 BB: 0 S: 8 P: 13	1B: 7 SF: 0 2B: 1 SAC: 0 3B: 0 DP: 1 HR: 0 HBP: 0	WP: 0 PA: 35 PB: 0 SB: 0 CS: 0						
PITCHER	IP WLS BF H R ER SO BB IBB HBP BLK WP HR S P ERA WHIP	IP WLS BF H R ER SO BB IBB HBP BLK WP HR S P ERA WHIP	IP WLS BF H R ER SO BB IBB HBP BLK WP HR S P ERA WHIP	IP WLS BF H R ER SO BB IBB HBP BLK WP HR S P ERA WHIP	IP WLS BF H R ER SO BB IBB HBP BLK WP HR S P ERA WHIP	IP WLS BF H R ER SO BB IBB HBP BLK WP HR S P ERA WHIP	IP WLS BF H R ER SO BB IBB HBP BLK WP HR S P ERA WHIP	IP WLS BF H R ER SO BB IBB HBP BLK WP HR S P ERA WHIP	IP WLS BF H R ER SO BB IBB HBP BLK WP HR S P ERA WHIP	IP WLS BF H R ER SO BB IBB HBP BLK WP HR S P ERA WHIP	IP WLS BF H R ER SO BB IBB HBP BLK WP HR S P ERA WHIP						
Cory Lidle, R ERA: 3.79	(1,1) 7.0 W 3 0 0 0 0 0 0 0 0 0 0 7 13 0.00 0.000	(8,1) 1.0 W 3 0 0 0 0 0 0 0 0 0 0 0 7 13 0.00 0.000	(9,1) 1.0 S 4 1 0 0 0 0 0 0 0 0 0 0 8 13 0.00 1.000														
Ryan Wagner, R ERA: 4.15																	
Danny Graves, R ERA: 5.4																	

Cincinnati Reds @ Chicago Cubs
Wrigley Field, Chicago, IL
Sat Apr 17 2004, 1:20 PM CDT
Att: 40,607 - Sunny - 69 F

AB 34
R 2
H 8
RBI 2
BB 1
SO 1
LOB 11



Batter	1	2	3	4	5	6	7	8	9	AB	R	H	RBI	BB	SO	LOB	TOP					
D'Angelo Jimenez, S OBP: 0.386, SLG: 0.370	4-1 F9-3 BB	1-0 P6			2-3 K		1-2 F8			3	0	0	0	1	1	2						
Barry Larkin, R OBP: 0.231, SLG: 0.194	1-1 F9-3		0-1 G4-3 1B		1-0 G1-3		1-1 F9			4	0	1	0	0	0	3						
Ken Griffey Jr., L OBP: 0.340, SLG: 0.523	0-0 1B 2B		3-3 K		2-3 K		3-3 K			4	1	1	0	0	3	1						
Sean Casey, L OBP: 0.442, SLG: 0.500	4-1 BB 1B BB		3-1 G4-3		2-0 G3-1		1-0 G4-3			3	0	0	0	1	0	1						
Adam Dunn, L OBP: 0.540, SLG: 0.974	0-1 BB 1-2 2-H 1B		2-2 F8		4-1 FC6-4 BB		3-3 K			3	0	1	1	1	1	1						
Austin Keams, R OBP: 0.275, SLG: 0.429	4-2 1-2 2-3 BB			1-1 G6-3		3-1 FC6-4		3-2 L9		3	0	0	0	1	0	1						
Jason LaRue, R OBP: 0.222, SLG: 0.161	3-3 K			3-1 G6-3		0-0 G5-3		2-2 G3		4	0	0	0	0	1	3						
6 Ryan Freel, R OBP: 0.313, SLG: 0.468		2-2 G4-3		3-1 G4-3		1-1 2B		2-1 G6-3		4	0	1	0	0	0	0						
Jimmy Haynes, R John Riedling, R Wily Mo Peña, R Ryan Wagner, R Brian Reith, R Ray Olmedo, S		0-3 K			0-3 K		2-1 HBP			2	0	0	0	0	0	2						
Inning Stats	R: 1 E: 0 K: 1 S: 12	H: 2 LOB: 3 BB: 3 P: 28	R: 0 E: 0 K: 1 S: 8	H: 0 LOB: 0 BB: 0 P: 11	R: 0 E: 0 K: 1 S: 11	H: 1 LOB: 1 BB: 0 P: 19	R: 0 E: 0 K: 0 S: 6	H: 0 LOB: 0 BB: 0 P: 13	R: 0 E: 0 K: 2 S: 7	H: 0 LOB: 0 BB: 0 P: 10	R: 0 E: 0 K: 1 S: 8	H: 0 LOB: 1 BB: 1 P: 19	R: 0 E: 0 K: 0 S: 9	H: 1 LOB: 2 BB: 0 P: 14	R: 0 E: 0 K: 2 S: 7	H: 0 LOB: 0 BB: 0 P: 14	R: 0 E: 0 K: 0 S: 9	H: 0 LOB: 0 BB: 0 P: 16	1B: 2 2B: 3 3B: 0 HR: 0	SF: 0 SAC: 0 DP: 1 HBP: 1	WP: 0 PB: 0 SB: 0 CS: 0	PA: 35
PITCHER	IP WLS BF H R ER SO BB IBB HBP BLK WP HR S P ERA WHIP	IP WLS BF H R ER SO BB IBB HBP BLK WP HR S P ERA WHIP																				
Matt Clement, R ERA: 2.76	6.1 W 27 4 1 1 6 4 0 1 0 0 0 56 107 1.42 1.263	0.2 H 2 0 0 0 0 0 0 0 0 0 0 5 7 0.00 0.000	2.0 6 0 0 0 2 0 0 0 0 0 0 0 16 30 0.00 0.000																			
Kyle Farnsworth, R ERA: 8.43																						
Todd Wellemeyer, R ERA: 1.29																						

Cincinnati Reds @ Chicago Cubs
Wrigley Field, Chicago, IL
Mon Apr 19 2004, 1:20 PM CDT
Att: 39,057 - Cloudy - 67 F

AB	30
R	1
H	4
RBI	1
BB	4
SO	8
LOB	12



Batter	1	2	3	4	5	6	7	8	9	AB	R	H	RBI	BB	SO	LOB	BOTTOM					
Todd Walker, L OBP: 0.435, SLG: 0.459	1-0 G4-3	4-2 1B BB		4-2 BB		2-2 G1-3	4-2 G6-4-3 BB			2	0	0	0	3	0	1						
Corey Patterson, L OBP: 0.296, SLG: 0.490	3-2 G4-3	3-2 1-3 2-H 3-H 1B		1-1 P2		2-2 F9	2-0 F6			5	0	1	2	0	0	5						
Sammy Sosa, R OBP: 0.426, SLG: 0.706	4-2 1B BB	0-0 F9		0-3 K			1B G6-4-3			4	1	1	0	1	1	6						
Moises Alou, R OBP: 0.386, SLG: 0.811	3-2 16 FC6-4 1B		3-2 E5 16 FC6-4		1-0 F7		1-0 25 HR 1B	0-2 G5-3		5	1	2	0	0	0	0						
16 Aramis Ramirez, R OBP: 0.400, SLG: 0.821	1-0 FC6-4		1-0 FC6-4 1B		0-1 HR		4-1 25 HR BB	0-1 3B		4	2	2	1	1	0	3						
25 Derrek Lee, R OBP: 0.384, SLG: 0.467		1-0 G5-3	3-1 F8		1-3 K		0-0 HR	4-2 G5-4-3 BB		4	1	1	4	1	1	1						
Alex Gonzalez, R OBP: 0.277, SLG: 0.356		1-1 1B 2B	2-2 1B		1-3 K		1-0 1B	3-2 G5-4-3		5	2	3	0	0	1	2						
Michael Barrett, R OBP: 0.375, SLG: 0.667		2-1 SH3 1B	3-2 F9				2-1 G5-3	0-1 1B		4	1	2	0	0	0	2						
Matt Clement, R OBP: 0.400, SLG: 0.400		2-1 SH3			1-3 K		0-0 G1-3 1B	0-0 E9		2	0	1	0	0	1	0						
Kyle Farnsworth, R ERA: 1.35																						
Jose Macias, S OBP: 0.250, SLG: 0.250																						
Todd Wellemeyer, R ERA: 1.29																						
Inning Stats	R: 0 E: 0 K: 0 S: 10	H: 1 LOB: 2 BB: 1 P: 22	R: 2 E: 0 K: 0 S: 15	H: 3 LOB: 2 BB: 1 P: 28	R: 0 E: 1 K: 0 S: 13	H: 1 LOB: 2 BB: 0 P: 25	R: 0 E: 0 K: 2 S: 10	H: 0 LOB: 1 BB: 1 P: 16	R: 1 E: 0 K: 2 S: 9	H: 1 LOB: 0 BB: 0 P: 12	R: 0 E: 0 K: 0 S: 10	H: 1 LOB: 1 BB: 0 P: 16	R: 5 E: 1 K: 0 S: 13	H: 6 LOB: 2 BB: 2 P: 27	R: 0 E: 0 K: 0 S: 11	H: 1 LOB: 1 BB: 1 P: 18	1B: 10 2B: 1 3B: 1 HR: 2	SF: 0 SAC: 1 DP: 2 HBP: 0	WP: 0 PB: 0 SB: 0 CS: 0	PA: 43		
PITCHER	IP WLS BF H R ER SO BB IBB HBP BLK WP HR S P ERA WHIP	IP WLS BF H R ER SO BB IBB HBP BLK WP HR S P ERA WHIP																				
Jimmy Haynes, R ERA: 6.75	5.0 L 25 6 3 3 4 3 0 0 0 0 0 10 16 0.00 1.000	1.0 4 1 0 0 0 0 0 0 0 0 0 0 10 16 0.00 1.000	0.0 7 6 5 5 0 1 0 0 0 0 0 1 8 14 ∞ ∞	2.0 7 1 0 0 0 2 0 0 0 0 0 0 16 31 0.00 1.500																		
John Riedling, R ERA: 1.35																						
Ryan Wagner, R ERA: 14.54																						
Brian Reith, R ERA: 1.29																						

Cincinnati Reds @ Chicago Cubs
Wrigley Field, Chicago, IL
Mon Apr 19 2004, 1:20 PM CDT
Att: 39,057 - Cloudy - 67 F

AB	36
R	8
H	14
RBI	8
BB	6
SO	4
LOB	20



Batter	1	2	3	4	5	6	7	8	9	AB	R	H	RBI	BB	SO	LOB	TOP					
Todd Walker, L (1,4) OBP: 0.431, SLG: 0.512	4-2 HR	0-0 L8		1-1 HR		0-3 K		1-3 K		4	2	1	1	1	2	0						
Corey Patterson, L (1,8) OBP: 0.293, SLG: 0.527	1-0 HR	2-3 K		0-0 P6		1-0 F9			0-0 L8	4	1	1	2	0	1	0						
Jose Macias, S (9,PH) OBP: 0.200, SLG: 0.200	1-1 HR									1	0	0	0	0	0	0						
Sammy Sosa, R (1,9) OBP: 0.499, SLG: 0.679	1-1 E6	2-1 G4-3			0-0 2B		2-1 P3		1-2 G6-3	5	1	1	0	0	0	0						
Todd Hollandsworth, L (9,9) OBP: 0.353, SLG: 0.867										0	0	0	0	0	0	0						
Moises Alou, R (1,7) OBP: 0.419, SLG: 0.842	0-0 G6-4-3		2-2 25 BB		0-0 2B		4-0 BB		3-2 2B	4	1	3	1	1	0	1						
Tom Goodwin, L (9,PR) OBP: 0.143, SLG: 0.231	1-2 1B		2-1 F7		1-2 2B		0-2 P4		2-3 K	0	0	0	0	0	0	0						
16 Aramis Ramirez, R (1,5) OBP: 0.391, SLG: 0.783	1-2 2B		1-2 F7		1-2 2B		0-2 P4		2-3 K	4	1	1	0	0	0	3						
Ramon Martinez, R (9,PH) OBP: 0.267, SLG: 0.214	1-1 1B		4-2 K		2-3 K		1-0 L9			1	0	0	0	0	1	1						
25 Derrek Lee, R (1,3) OBP: 0.373, SLG: 0.458	1-2 2B		1-2 BB							3	1	1	0	1	1	2						
Alex Gonzalez, R (1,6) OBP: 0.294, SLG: 0.449	1-1 2B		3-2 G5-4-3		1-1 HR		0-0 G1-3			4	1	2	4	0	0	2						
Michael Barrett, R (1,2) OBP: 0.386, SLG: 0.718	4-2 BB		0-0 F9		0-2 F9		3-1 HR			3	1	1	1	1	0	0						
38 Carlos Zambrano, S (1,1) OBP: 0.200, SLG: 0.200	1-3 K		1-3 K				0-3 K			4	0	0	0	0	4	2						
Francis Beltran, R (9,1)										0	0	0	0	0	0	0						
Inning Stats	R: 4 E: 1 K: 1 S: 18	H: 4 LOB: 2 BB: 2 P: 32	R: 0 E: 0 K: 1 S: 6	H: 0 LOB: 0 BB: 0 P: 10	R: 0 E: 0 K: 0 S: 11	H: 1 LOB: 1 BB: 1 P: 22	R: 1 E: 0 K: 1 S: 7	H: 1 LOB: 0 BB: 0 P: 9	R: 3 E: 0 K: 2 S: 14	H: 3 LOB: 0 BB: 0 P: 18	R: 0 E: 0 K: 0 S: 8	H: 0 LOB: 1 BB: 1 P: 9	R: 0 E: 0 K: 0 S: 7	H: 0 LOB: 1 BB: 1 P: 14	R: 1 E: 0 K: 2 S: 10	H: 1 LOB: 0 BB: 0 P: 16	R: 0 E: 0 K: 1 S: 14	H: 1 LOB: 1 BB: 0 P: 20	1B: 3 2B: 4 3B: 0 HR: 4	SF: 0 SAC: 0 DP: 2 HBP: 0	WP: 0 PB: 0 SB: 0 CS: 0	PA: 41
PITCHER	IP WLS BF H R ER SO BB IBB HBP BLK WP HR S P ERA WHIP																					
Ryan Vogelsong, R (1,1) ERA: 9.6	5.0 L 26 9 8 8 4 3 0 0 0 0 0 3 56 91 14.40 2.400																					
34 John Grabow, L (6,1) ERA: 4.15	1.0 3 0 0 0 2 0 0 0 0 0 0 0 8 9 0.00 0.000																					
Jason Boyd, R (7,1) ERA: 3.0	2.0 8 1 1 1 2 1 0 0 0 0 0 1 17 30 4.50 1.000																					
37 Mike Johnston, L (9,1) ERA:	1.0 4 1 0 0 1 0 0 0 0 0 0 0 14 20 0.00 1.000																					

Chicago Cubs @ Pittsburgh Pirates
PNC Park, Pittsburgh, PA
Tue Apr 20 2004, 7:05 PM EDT
Att: 11,746 - Cloudy - 68 F

AB 37
R 9
H 11
RBI 9
BB 4
SO 9
LOB 11



Batter	1	2	3	4	5	6	7	8	9	AB	R	H	RBI	BB	SO	LOB	BOTTOM					
Tike Redman, L (1,8) OBP: 0.267, SLG: 0.368	0-1 G1-3		2-1 1B			1-2 2B		2-2 G4-3		4	1	2	0	0	0	0						
2 Jack Wilson, R (1,6) OBP: 0.415, SLG: 0.620	1-1 G4-3		1-3 K			0-0 3B		2-1 1B		4	0	2	1	0	1	1						
18 Jason Kendall, R (1,2) OBP: 0.451, SLG: 0.429	0-1 G4-3			1-2 F9		2-1 G1-6-3		2-1 F7		3	0	0	0	0	0	1						
Jason Boyd, R (7,1) ERA: 3.0						3-H 1B				0	0	0	0	0	0	0						
Abraham Nunez, S (8,PH) OBP: 0.353, SLG: 0.375						1-2 1B				1	0	0	0	0	0	1						
37 Mike Johnston, L (9,1) ERA:										0	0	0	0	0	0	0						
Raul Mondesi, R (1,7) OBP: 0.345, SLG: 0.471		2-2 F8		0-0 P5		3-1 1B		1-0 F8		3	0	1	0	0	0	0						
J.J. Davis, R (8,7) OBP: 0.222, SLG: 0.125										1	0	0	0	0	0	1						
Rob Mackowiak, L (1,5) OBP: 0.400, SLG: 0.438		0-0 FC6-4		3-2 K		1-3 K			1-2 P4	4	0	1	0	0	2	1						
Craig Wilson, R (1,9) OBP: 0.429, SLG: 0.725	1-0 FC6-4				0-1 G2		4-1 FC6-4		1-3 K	3	0	0	0	1	1	1						
Randall Simon, L (1,3) OBP: 0.222, SLG: 0.240	1-1 F9				2-2 WP		0-0 F9		0-0 P5	4	0	1	0	0	0	2						
Jose Castillo, R (1,4) OBP: 0.367, SLG: 0.385			0-1 G6-3		4-2 G6-3		2-1 FC6-4			2	0	0	0	1	0	1						
Ryan Vogelsong, R (1,1) ERA: 9.6				0-2 G4-3		0-0 G6-3		2-3 K		1	0	0	0	0	0	0						
Bobby Hill, S (5,PH) OBP: 0.333, SLG: 0.269										1	0	0	0	0	0	2						
34 John Grabow, L (6,1) ERA: 4.15										0	0	0	0	0	0	0						
11 Humberto Cota, R (7,2) OBP: 0.143, SLG: 0.571										1	0	0	0	0	1	1						
Inning Stats	R: 0 E: 0 K: 0 S: 6	H: 0 LOB: 0 BB: 0 P: 7	R: 0 E: 0 K: 0 S: 8	H: 1 LOB: 1 BB: 0 P: 12	R: 0 E: 0 K: 1 S: 10	H: 1 LOB: 1 BB: 0 P: 13	R: 0 E: 0 K: 1 S: 8	H: 0 LOB: 0 BB: 0 P: 12	R: 0 E: 0 K: 0 S: 12	H: 1 LOB: 1 BB: 1 P: 18	R: 1 E: 0 K: 1 S: 12	H: 3 LOB: 1 BB: 0 P: 19	R: 0 E: 0 K: 1 S: 7	H: 0 LOB: 1 BB: 1 P: 15	R: 0 E: 0 K: 0 S: 8	H: 1 LOB: 0 BB: 0 P: 15	R: 0 E: 0 K: 1 S: 7	H: 0 LOB: 0 BB: 0 P: 9	1B: 6 2B: 0 3B: 1 HR: 0	SF: 0 SAC: 0 DP: 2 HBP: 0	WP: 1 PB: 0 SB: 0 CS: 0	PA: 34
PITCHER	IP WLS BF H R ER SO BB IBB HBP BLK WP HR S P ERA WHIP																					
38 Carlos Zambrano, R (1,1) ERA: 1.29	8.0 W 31 7 1 1 4 2 0 0 0 0 0 0 71 111 1.12 1.125																					
Francis Beltran, R (9,1) ERA: 6.75	1.0 3 0 0 0 1 0 0 0 0 0 0 0 7 9 0.00 0.000																					

Chicago Cubs @ Pittsburgh Pirates
PNC Park, Pittsburgh, PA
Tue Apr 20 2004, 7:05 PM EDT
Att: 11,746 - Cloudy - 68 F

AB 32
R 1
H 7
RBI 1
BB 2
SO 5
LOB 12



Batter	1	2	3	4	5	6	7	8	9	AB	R	H	RBI	BB	SO	LOB	TOP											
Todd Walker, L OBP: 0.456, SLG: 0.511 (1, 4)										4	2	2	1	2	0	2	Chicago Cubs @ Pittsburgh Pirates PNC Park, Pittsburgh, PA Wed Apr 21 2004, 7:05 PM EDT Att: 9,933 - Overcast - 75 F											
Corey Patterson, L OBP: 0.344, SLG: 0.590 (1, 8)										6	2	5	1	0	0	1												
Sammy Sosa, R OBP: 0.414, SLG: 0.661 Jose Macias, S OBP: 0.143, SLG: 0.143 (7, PH) (7, 9)										3	2	1	1	1	1	2												
Moises Alou, R OBP: 0.424, SLG: 0.820 Tom Goodwin, L OBP: 0.133, SLG: 0.214 (7, PH) (7, 7)										4	1	2	3	0	0	1												
16 Aramis Ramirez, R OBP: 0.377, SLG: 0.734 (1, 5)										4	1	0	1	1	1	2												
25 Derrek Lee, R OBP: 0.375, SLG: 0.500 (1, 3)										4	2	2	3	0	0	0												
Alex Gonzalez, R OBP: 0.309, SLG: 0.472 43 Michael Wuertz, R OBP: 0.278, SLG: 0.133 (7, 1) (8, 2)										4	1	2	0	0	1	3		AB 41 R 12 H 15 RBI 12 BB 4 SO 7 LOB 21										
Michael Barrett, R OBP: 0.375, SLG: 0.690 Francis Beltran, R OBP: 0.375, SLG: 0.690 Joe Borowski, R OBP: 0.375, SLG: 0.690 (1, 2) (8, 1) (9, 1)										3	1	1	2	0	1	3												
Sergio Mitre, R OBP: 0.235, SLG: 0.168 Ramon Martinez, R OBP: 0.235, SLG: 0.168 (7, PH) (7, 6)										2	0	0	0	0	1	1												
Inning Stats	R: 3 E: 1 K: 1 S: 28	H: 5 LOB: 1 BB: 2 P: 49	R: 0 E: 0 K: 0 S: 6	H: 0 LOB: 0 BB: 0 P: 7	R: 0 E: 0 K: 0 S: 8	H: 1 LOB: 1 BB: 0 P: 8	R: 0 E: 0 K: 1 S: 13	H: 1 LOB: 1 BB: 0 P: 22	R: 1 E: 0 K: 1 S: 11	H: 1 LOB: 2 BB: 1 P: 13	R: 3 E: 0 K: 2 S: 20	H: 4 LOB: 2 BB: 1 P: 35	R: 0 E: 0 K: 2 S: 13	H: 2 LOB: 2 BB: 0 P: 21	R: 0 E: 0 K: 0 S: 9	H: 0 LOB: 0 BB: 0 P: 15			R: 0 E: 0 K: 0 S: 12	H: 1 LOB: 2 BB: 1 P: 18	1B: 10 2B: 5 3B: 0 HR: 0	SF: 2 2B: 5 3B: 0 HBP: 0	WP: 1 PB: 1 SB: 0 CS: 0	PA: 48				
PITCHER	IP WLS BF H R ER SO BB IBB HBP BLK WP HR S P ERA WHIP	IP WLS BF H R ER SO BB IBB HBP BLK WP HR S P ERA WHIP																										
Josh Fogg, R ERA: 1.86 Brian Meadows, R ERA: 1.86 Brian Boehringer, R ERA: 3.1 34 John Grabow, L ERA: 3.38 16 Salomon Torres, R ERA: 6.14 (1, 1) (1, 1) (5, 1) (7, 1) (8, 1)	0.0 4.0 2.0 1.0 1.0	6 17 12 5 3	3 4 5 2 0	6 2 4 0 0	5 2 2 0 0	2 0 1 0 0	0 0 0 0 0	0 0 0 0 0	0 0 0 0 0	1 0 0 0 0	0 39 31 13 9	16 54 48 21 15	32 52 48 21 15	∞ 4.50 18.00 0.00 0.00	∞ 1.000 3.000 2.000 0.000													
PITCHER	IP WLS BF H R ER SO BB IBB HBP BLK WP HR S P ERA WHIP	IP WLS BF H R ER SO BB IBB HBP BLK WP HR S P ERA WHIP																										
Jose Mesa, R ERA: (9, 1)	1.0	5	1	0	0	0	0	0	0	0	0	0	0	0	0	0	0.00	2.000										

Batter	1	2	3	4	5	6	7	8	9	AB	R	H	RBI	BB	SO	LOB	BOTTOM											
Tike Redman, L OBP: 0.277, SLG: 0.371 (1, 8)										5	0	2	0	0	0	1	Chicago Cubs @ Pittsburgh Pirates PNC Park, Pittsburgh, PA Wed Apr 21 2004, 7:05 PM EDT Att: 9,933 - Overcast - 75 F											
2 Jack Wilson, R OBP: 0.386, SLG: 0.574 16 Salomon Torres, R OBP: 0.386, SLG: 0.574 Jose Mesa, R OBP: 0.386, SLG: 0.574 (1, 6) (8, 1) (9, 1)										4	0	0	0	0	1	2												
Bobby Hill, S OBP: 0.355, SLG: 0.296 (9, PH)										1	0	1	0	0	0	0												
18 Jason Kendall, R OBP: 0.444, SLG: 0.422 11 Humberto Cota, R OBP: 0.111, SLG: 0.444 (1, 2) (8, 2)										3	0	1	0	0	0	2												
Raul Mondesi, R OBP: 0.345, SLG: 0.453 J.J. Davis, R OBP: 0.200, SLG: 0.111 (1, 9) (8, 9)										2	0	0	0	1	1	1												
Craig Wilson, R OBP: 0.417, SLG: 0.685 (1, 3)										3	0	0	0	0	2	3												
Rob Mackowiak, L OBP: 0.409, SLG: 0.429 (1, 7)										3	0	1	0	1	0	1												
Chris Stynes, R OBP: 0.268, SLG: 0.282 (1, 5)										4	1	1	0	0	1	3		AB 34 R 1 H 7 RBI 1 BB 3 SO 10 LOB 21										
Jose Castillo, R OBP: 0.382, SLG: 0.357 (1, 4)										2	0	0	0	1	1	1												
Josh Fogg, R ERA: 2.89 Brian Meadows, R ERA: 10.57 Randal Simon, L ERA: 4.91 Brian Boehringer, S ERA: 9.0 34 John Grabow, L ERA: 9.0 Abraham Nunez, S ERA: 9.0 (1, 1) (1, 1) (4, PH) (5, 1) (7, 1) (7, PH) (8, 6)	6.0 1.0 1.0 1.0 1.0	26 3 4 3 6	4 0 0 0 1	0 0 0 0 0	0 1 0 0 0	2 0 2 0 0	0 0 0 0 0	0 0 0 0 0	0 0 0 0 0	0 0 0 0 0	0 8 12 13 9	0 13 13 12	0.00 0.00 0.00 9.00	1.167 0.000 0.000 3.000														
PITCHER	IP WLS BF H R ER SO BB IBB HBP BLK WP HR S P ERA WHIP	IP WLS BF H R ER SO BB IBB HBP BLK WP HR S P ERA WHIP																										
Sergio Mitre, R ERA: 2.89 43 Michael Wuertz, R ERA: 10.57 Francis Beltran, R ERA: 4.91 Joe Borowski, R ERA: 9.0 (1, 1) (7, 1) (8, 1) (9, 1)	6.0 1.0 1.0 1.0	26 3 4 6	4 0 0 1	0 0 0 0	0 1 0 0	2 0 2 0	0 0 0 0	0 0 0 0	0 0 0 0	0 0 0 0	0 8 12 9	0 13 13 12	0.00 0.00 0.00 9.00	1.167 0.000 0.000 3.000														
PITCHER	IP WLS BF H R ER SO BB IBB HBP BLK WP HR S P ERA WHIP	IP WLS BF H R ER SO BB IBB HBP BLK WP HR S P ERA WHIP																										
Jose Mesa, R ERA: (9, 1)	1.0	5	1	0	0	0	0	0	0	0	0	0	0	0	0	0	0.00	2.000										

Batter	1	2	3	4	5	6	7	8	9	AB	R	H	RBI	BB	SO	LOB	TOP								
Kazuo Matsui, S (1, 6) OBP: 0.397, SLG: 0.438	G3		1B 31 G1-2-3				FC6-4			4	0	2	0	0	0	1	New York Mets @ Chicago Cubs Wrigley Field, Chicago, IL Fri Apr 23 2004, 2:20 PM CDT Att: 38,862 - Sunny - 61 F								
Shane Spencer, R (1, 7) OBP: 0.400, SLG: 0.457	1B		BB 31 G1-2-3					1B		4	0	3	0	0	0	1									
Karim Garcia, L (1, 9) OBP: 0.321, SLG: 0.469	K		BB 31 G1-2-3					F9		3	0	0	0	1	1	3									
31 Mike Piazza, R (1, 2) OBP: 0.358, SLG: 0.532	P4		BB 31 G1-2-3					K		4	0	0	0	0	1	5									
Mike Cameron, R (1, 8) OBP: 0.343, SLG: 0.458	HR		BB 31 G1-2-3					K		4	1	1	1	0	3	3									
Jason Phillips, R (1, 3) OBP: 0.287, SLG: 0.216	F9			G6-3				F8		4	0	0	0	0	0	0									
Todd Zeile, R (1, 5) OBP: 0.351, SLG: 0.375	K			K				FC6-4 1B		4	0	1	0	0	2	0									
Joe McEwing, R (1, 4) OBP: 0.267, SLG: 0.214	1B			K2-3				K		4	0	1	0	0	3	1									
Jae Weong Seo, R (1, 1) Eric Valent, L (7, PH) Mike Stanton, L (7, 1) David Weathers, R (8, 1)	K				G1-3			F7		2	0	0	0	0	1	1									
										1	0	0	0	0	0	1									
										0	0	0	0	0	0	0									
										0	0	0	0	0	0	0									
Inning Stats	R: 0 E: 0 K: 1 S: 9	H: 1 LOB: 1 BB: 0 P: 11	R: 1 E: 0 K: 2 S: 11	H: 2 LOB: 1 BB: 0 P: 17	R: 0 E: 0 K: 1 S: 13	H: 2 LOB: 2 BB: 1 P: 21	R: 0 E: 0 K: 2 S: 9	H: 0 LOB: 0 BB: 0 P: 11	R: 0 E: 0 K: 1 S: 7	H: 1 LOB: 1 BB: 0 P: 9	R: 0 E: 0 K: 1 S: 6	H: 0 LOB: 0 BB: 0 P: 8	R: 0 E: 0 K: 1 S: 8	H: 1 LOB: 1 BB: 0 P: 9	R: 0 E: 0 K: 2 S: 15	H: 1 LOB: 1 BB: 0 P: 21	R: 0 E: 0 K: 1 S: 10	H: 0 LOB: 0 BB: 0 P: 15	1B: 6 2B: 1 3B: 0 HR: 1	SF: 0 SAC: 0 DP: 1 HBP: 0	WP: 0 PB: 0 SB: 1 CS: 0	PA: 35			
PITCHER	IP	WLS	BF	H	R	ER	SO	BB	IBB	HBP	BLK	WP	HR	S	P	ERA	WHIP								
Greg Maddux, R (1, 1) ERA: 6.35	7.0	W	28	7	1	1	8	1	0	0	0	0	1	63	86	1.29	1.143								
Kyle Farnsworth, R (8, 1) ERA: 5.53	1.0	H	4	1	0	0	2	0	0	0	0	0	0	15	21	0.00	1.000								
Joe Borowski, R (9, 1) ERA: 7.71	1.0	S	3	0	0	0	1	0	0	0	0	0	0	10	15	0.00	0.000								

Batter	1	2	3	4	5	6	7	8	9	AB	R	H	RBI	BB	SO	LOB	BOTTOM								
Todd Walker, L (1, 4) OBP: 0.443, SLG: 0.551	G3		HR				L7			4	1	1	1	0	1	1	New York Mets @ Chicago Cubs Wrigley Field, Chicago, IL Fri Apr 23 2004, 2:20 PM CDT Att: 38,862 - Sunny - 61 F								
Corey Patterson, L (1, 8) OBP: 0.353, SLG: 0.571	HR BB		BB				K			2	1	0	0	2	2	0									
Sammy Sosa, R (1, 9) OBP: 0.405, SLG: 0.629	P6		BB				F9			3	0	0	0	1	0	1									
Moises Alou, R (1, 7) OBP: 0.429, SLG: 0.844	HR		BB				L7			3	1	1	2	1	0	2									
16 Aramis Ramirez, R (1, 5) OBP: 0.370, SLG: 0.706	L5		F7				1B			4	0	1	0	0	0	3									
25 Derek Lee, R (1, 3) OBP: 0.358, SLG: 0.473	F9						F8			3	0	0	0	0	1	1									
Ramon Martinez, R (1, 6) OBP: 0.300, SLG: 0.222	F9		1B				FC1-6 BB			2	0	1	0	1	0	0									
Paul Bako, L (1, 2) OBP: 0.238, SLG: 0.111	G4-3		L5-3				K			3	0	0	0	0	1	2									
Greg Maddux, R (1, 1) Kyle Farnsworth, R (8, 1) Joe Borowski, R (9, 1)	G4-3		G4-3				G6-3			3	0	0	0	0	0	1									
										0	0	0	0	0	0	0									
										0	0	0	0	0	0	0									
Inning Stats	R: 2 E: 0 K: 0 S: 8	H: 1 LOB: 1 BB: 1 P: 18	R: 0 E: 0 K: 0 S: 5	H: 0 LOB: 0 BB: 0 P: 7	R: 1 E: 0 K: 0 S: 10	H: 1 LOB: 2 BB: 2 P: 24	R: 0 E: 0 K: 1 S: 8	H: 1 LOB: 0 BB: 0 P: 10	R: 0 E: 0 K: 2 S: 10	H: 0 LOB: 0 BB: 0 P: 15	R: 0 E: 0 K: 0 S: 7	H: 1 LOB: 1 BB: 0 P: 8	R: 0 E: 0 K: 1 S: 10	H: 0 LOB: 1 BB: 1 P: 18	R: 0 E: 0 K: 1 S: 5	H: 0 LOB: 1 BB: 1 P: 12	1B: 2 2B: 1 3B: 0 HR: 2	SF: 0 SAC: 0 DP: 1 HBP: 0	WP: 0 PB: 0 SB: 2 CS: 0	PA: 32					
PITCHER	IP	WLS	BF	H	R	ER	SO	BB	IBB	HBP	BLK	WP	HR	S	P	ERA	WHIP								
Jae Weong Seo, R (1, 1) ERA: 6.6	6.0	L	24	4	3	3	3	3	0	0	0	0	2	48	82	4.50	1.167								
Mike Stanton, L (7, 1) ERA: 5.59	1.0		4	0	0	0	1	1	0	0	0	0	0	10	18	0.00	1.000								
David Weathers, R (8, 1) ERA: 4.82	1.0		4	0	0	0	1	1	0	0	0	0	0	5	12	0.00	1.000								

AB	34
R	1
H	8
RBI	1
BB	1
SO	11
LOB	16



AB	27
R	3
H	4
RBI	3
BB	5
SO	5
LOB	11



Batter	1	2	3	4	5	6	7	8	9	AB	R	H	RBI	BB	SO	LOB	TOP					
Kazuo Matsui, S OBP: 0.402, SLG: 0.441	1-1 P4		1-1 CS 1B			0-2 31 F8 BB 1B		2-3 K		4	0	2	0	0	1	0	New York Mets @ Chicago Cubs Wrigley Field, Chicago, IL Sat Apr 24 2004, 1:20 PM CDT Att: 39,043 - Cloudy - 50 F					
Todd Zeile, R OBP: 0.366, SLG: 0.353	1-3 K		2-3 K			4-0 BB SAFE		4-1 BB 31 FC5-4		2	0	0	0	2	2	1						
31 Mike Piazza, R OBP: 0.352, SLG: 0.515	2-2 1B		0-0 F9			0-2 F8		1-1 FC5-4 1-2		4	0	1	0	0	0	3						
Shane Spencer, R OBP: 0.389, SLG: 0.440	2-2 1B			3-1 G4-3		0-3 K		2-2 G5-3		4	0	1	0	0	1	2						
Karim Garcia, L OBP: 0.298, SLG: 0.434	1-2 F9			0-2 G4-3		0-3 K		0-2 G4-3		4	0	0	0	0	1	4						
Mike Cameron, R OBP: 0.351, SLG: 0.443		3-2 S HBP		2-3 K			4-1 G4-3 BB	3-3 K		2	0	0	0	1	2	0						
Vance Wilson, R OBP: 0.300, SLG: 0.222		1-3 K			3-2 G6-3		1-1 G4-3 1-2			3	0	0	0	0	1	2						
Joe McEwing, R OBP: 0.242, SLG: 0.194		2-3 K			0-3 K		2-3 K			3	0	0	0	0	3	1						
Tyler Yates, R OBP: 0.143, SLG: 0.143		1-1 G4-3			0-0 G4-3			1-3 K		2	0	0	0	0	0	1						
Dan Wheeler, R Orber Moreno, R										0	0	0	0	0	0	0						
Inning Stats	R: 0 E: 0 K: 1 S: 16	H: 2 LOB: 2 BB: 0 P: 23	R: 0 E: 0 K: 2 S: 12	H: 0 LOB: 1 BB: 0 P: 19	R: 0 E: 0 K: 1 S: 7	H: 1 LOB: 0 BB: 0 P: 10	R: 0 E: 0 K: 1 S: 8	H: 0 LOB: 0 BB: 0 P: 13	R: 0 E: 0 K: 1 S: 10	H: 0 LOB: 0 BB: 0 P: 13	R: 0 E: 0 K: 2 S: 16	H: 1 LOB: 2 BB: 1 P: 20	R: 0 E: 0 K: 1 S: 6	H: 0 LOB: 1 BB: 1 P: 13	R: 0 E: 0 K: 2 S: 10	H: 0 LOB: 1 BB: 1 P: 18	R: 0 E: 0 K: 1 S: 9	H: 0 LOB: 0 BB: 0 P: 14	1B: 4 2B: 0 3B: 0 HR: 0	SF: 0 SAC: 0 DP: 1 HBP: 1	WP: 0 PB: 0 SB: 1 CS: 1	PA: 33
PITCHER	IP WLS BF H R ER SO BB IBB HBP BLK WP HR S P ERA WHIP																					
34 Kerry Wood, R ERA: 2.6	7.0 W 26 4 0 0 9 2 0 0 1 0 0 0 75 111 0.00 0.857																					
Kent Mercker, L ERA: 3.89	0.2 H 2 0 0 0 2 0 0 0 0 0 0 0 7 10 0.00 0.000																					
LaTroy Hawkins, R ERA:	1.1 S 5 0 0 0 1 1 0 0 0 0 0 0 12 22 0.00 0.750																					

Batter	1	2	3	4	5	6	7	8	9	AB	R	H	RBI	BB	SO	LOB	BOTTOM					
Todd Walker, L OBP: 0.462, SLG: 0.558	0-2 F9	4-1 BB		2-2 FC4 1B			0-1 SH1-3 1B			3	0	2	0	1	0	0	New York Mets @ Chicago Cubs Wrigley Field, Chicago, IL Sat Apr 24 2004, 1:20 PM CDT Att: 39,043 - Cloudy - 50 F					
Corey Patterson, L OBP: 0.338, SLG: 0.545	2-3 K	2-3 BB		1-0 FC4 1-2		0-0 SH1-3	1-2			3	0	0	0	0	1	4						
Sammy Sosa, R OBP: 0.410, SLG: 0.667	2-2 HR		2-2 16 1B 1B		3-3 K		3-3 K			4	2	2	1	0	2	1						
Moises Alou, R OBP: 0.405, SLG: 0.794	1-1 G6-3		2-2 G5-3		2-1 P2		0-0 G6-3			4	0	0	0	0	0	2						
16 Aramis Ramirez, R OBP: 0.364, SLG: 0.681		1-0 G6-3	1-1 25 G1-4-3 2H 1B		3-2 E6		1-2 G5-3			4	0	1	1	0	0	0						
25 Derrek Lee, R OBP: 0.352, SLG: 0.475		2-2 G6-3 1B 2B	1-0 G1-4-3		3-2 F9		3-1 P5			4	1	1	0	0	0	2						
Michael Barrett, R OBP: 0.346, SLG: 0.630		0-0 G6-3	1-3 K		0-0 B2		0-3 K			4	0	0	0	0	2	2						
Ramon Martinez, R OBP: 0.304, SLG: 0.238		1-0 BB 34 1B 1B		1-1 G4-3		2-1 F9				3	0	1	1	0	0	0						
34 Kerry Wood, R OBP: 0.200, SLG: 0.200		3-H BB 2-2		0-0 P2		2-2 P6				3	0	1	0	0	0	0						
Kent Mercker, L Orber Moreno, R		1-2 BB 1B								0	0	0	0	0	0	0						
Inning Stats	R: 1 E: 0 K: 1 S: 13	H: 1 LOB: 0 BB: 0 P: 18	R: 1 E: 0 K: 0 S: 12	H: 3 LOB: 3 BB: 1 P: 25	R: 1 E: 0 K: 1 S: 13	H: 2 LOB: 1 BB: 0 P: 20	R: 0 E: 0 K: 0 S: 7	H: 1 LOB: 1 BB: 0 P: 11	R: 0 E: 0 K: 1 S: 15	H: 0 LOB: 1 BB: 0 P: 26	R: 0 E: 0 K: 0 S: 6	H: 0 LOB: 0 BB: 0 P: 10	R: 0 E: 0 K: 1 S: 7	H: 1 LOB: 1 BB: 0 P: 10	R: 0 E: 0 K: 1 S: 8	H: 0 LOB: 0 BB: 0 P: 12	R: 0 E: 0 K: 1 S: 9	H: 0 LOB: 0 BB: 0 P: 14	1B: 6 2B: 1 3B: 0 HR: 1	SF: 0 SAC: 1 DP: 0 HBP: 0	WP: 0 PB: 0 SB: 0 CS: 0	PA: 34
PITCHER	IP WLS BF H R ER SO BB IBB HBP BLK WP HR S P ERA WHIP																					
Tyler Yates, R ERA: 4.26	5.0 L 24 7 3 3 3 1 0 0 0 0 0 0 60 100 5.40 1.600																					
Dan Wheeler, R ERA: 3.97	2.0 7 1 0 0 1 0 0 0 0 0 0 13 20 0.00 0.500																					
Orber Moreno, R ERA: 7.11	1.0 3 0 0 0 1 0 0 0 0 0 0 8 12 0.00 0.000																					

AB	29
R	0
H	4
RBI	0
BB	3
SO	12
LOB	14



AB	32
R	3
H	8
RBI	3
BB	1
SO	5
LOB	11



Batter	1	2	3	4	5	6	7	8	9	AB	R	H	RBI	BB	SO	LOB	TOP				
Kazuo Matsui, S (1,6) OBP: 0.395, SLG: 0.423	1-2 G4-3		2-3 K			4-0 BB		0-3 K2-3		3	0	0	0	1	2	1					
Jeff Duncan, L (1,8) OBP: 0.197, SLG: 0.091	0-1 L8			3-2 G4-3		0-1 G4-3			2-1 G3	4	0	0	0	0	0	1					
31 Mike Piazza, R (1,2) OBP: 0.333, SLG: 0.486	0-3 K			1-3 K			3-3 K		2-1 P6	4	0	0	0	0	3	0					
Karim Garcia, L (1,9) OBP: 0.295, SLG: 0.474		2-3 K		0-1 F8			1-0 HR		2-3 K	4	1	1	1	0	2	0					
Jason Phillips, R (1,3) OBP: 0.254, SLG: 0.204		1-3 K			1-3 K		2-1 F9			3	0	0	0	0	2	0					
Eric Valent, L (1,7) OBP: 0.276, SLG: 0.423		2-3 K			2-3 K		0-1 1B			3	0	1	0	0	2	0					
Todd Zeile, R (1,5) OBP: 0.364, SLG: 0.333			4-2 FC6-4 BB		2-3 K		1-2 G4-3			2	0	0	0	1	1	1					
Ricky Gutierrez, R (1,4) OBP: 0.222, SLG: 0.184			0-2 FC6-4			1-1 G6-3		1-2 F7		3	0	0	0	0	0	1					
Al Leiter, L (1,1) OBP: 0.286, SLG: 0.333			2-3 K			2-3 K		0-1 G3		1	0	0	0	0	1	1					
Danny Garcia, R (6,PH)										1	0	0	0	0	1	0					
Orber Moreno, R (6,PH)										0	0	0	0	0	0	0					
Shane Spencer, R (8,PH)										1	0	0	0	0	0	0					
Braden Looper, R (8,1)										0	0	0	0	0	0	0					
Inning Stats	R: 0 E: 0 K: 1 S: 8	H: 0 LOB: 0 BB: 0 P: 9	R: 0 E: 0 K: 3 S: 10	H: 0 LOB: 0 BB: 0 P: 15	R: 0 E: 0 K: 2 S: 11	H: 0 LOB: 1 BB: 1 P: 19	R: 0 E: 0 K: 1 S: 9	H: 0 LOB: 0 BB: 0 P: 13	R: 0 E: 0 K: 3 S: 9	H: 0 LOB: 0 BB: 0 P: 14	R: 1 E: 0 K: 1 S: 14	H: 2 LOB: 1 BB: 0 P: 21	R: 0 E: 0 K: 1 S: 9	H: 0 LOB: 0 BB: 0 P: 10	R: 0 E: 0 K: 1 S: 7	H: 0 LOB: 0 BB: 0 P: 13	1B: 1 2B: 0 3B: 0 HR: 1	SF: 0 SAC: 0 DP: 0 HBP: 0	WP: 0 PB: 0 SB: 0 CS: 0	PA: 31	
PITCHER	IP WLS BF H R ER SO BB IBB HBP BLK WP HR S P ERA WHIP	IP WLS BF H R ER SO BB IBB HBP BLK WP HR S P ERA WHIP	IP WLS BF H R ER SO BB IBB HBP BLK WP HR S P ERA WHIP	IP WLS BF H R ER SO BB IBB HBP BLK WP HR S P ERA WHIP	IP WLS BF H R ER SO BB IBB HBP BLK WP HR S P ERA WHIP	IP WLS BF H R ER SO BB IBB HBP BLK WP HR S P ERA WHIP	IP WLS BF H R ER SO BB IBB HBP BLK WP HR S P ERA WHIP	IP WLS BF H R ER SO BB IBB HBP BLK WP HR S P ERA WHIP	IP WLS BF H R ER SO BB IBB HBP BLK WP HR S P ERA WHIP	IP WLS BF H R ER SO BB IBB HBP BLK WP HR S P ERA WHIP	IP WLS BF H R ER SO BB IBB HBP BLK WP HR S P ERA WHIP	IP WLS BF H R ER SO BB IBB HBP BLK WP HR S P ERA WHIP	IP WLS BF H R ER SO BB IBB HBP BLK WP HR S P ERA WHIP	IP WLS BF H R ER SO BB IBB HBP BLK WP HR S P ERA WHIP	IP WLS BF H R ER SO BB IBB HBP BLK WP HR S P ERA WHIP	IP WLS BF H R ER SO BB IBB HBP BLK WP HR S P ERA WHIP	IP WLS BF H R ER SO BB IBB HBP BLK WP HR S P ERA WHIP	IP WLS BF H R ER SO BB IBB HBP BLK WP HR S P ERA WHIP	IP WLS BF H R ER SO BB IBB HBP BLK WP HR S P ERA WHIP	IP WLS BF H R ER SO BB IBB HBP BLK WP HR S P ERA WHIP	IP WLS BF H R ER SO BB IBB HBP BLK WP HR S P ERA WHIP

New York Mets @ Chicago Cubs
Wrigley Field, Chicago, IL
Sun Apr 25 2004, 1:20 PM CDT
Att: 38,635 - Unknown - 60 F

AB	29
R	1
H	2
RBI	1
BB	2
SO	14
LOB	5



Batter	1	2	3	4	5	6	7	8	9	AB	R	H	RBI	BB	SO	LOB	BOTTOM				
Ramon Martinez, R (1,4) OBP: 0.259, SLG: 0.200	1-2 F7		1-1 F8		1-0 G6-3		1-3 K			4	0	0	0	0	1	2					
Corey Patterson, L (1,8) OBP: 0.347, SLG: 0.543	2-3 K		1-1 1B		2-0 F7			0-0 1B		4	0	2	1	0	1	0					
Sammy Sosa, R (1,9) OBP: 0.402, SLG: 0.643	1-0 1B		3-3 K			1-1 F7		1-0 G5-3		4	0	1	0	0	1	2					
Moises Alou, R (1,7) OBP: 0.410, SLG: 0.778	2-0 1B			0-0 16 HR 1B		2-3 K		2-3 K		4	1	2	0	0	2	1					
25 Derrek Lee, R (1,3) OBP: 0.347, SLG: 0.460		2-2 1B		2-1 F9		0-0 P4		2-3 K		4	0	1	0	0	1	2					
16 Aramis Ramirez, R (1,5) OBP: 0.375, SLG: 0.720		2-2 L5		1-1 HR			1-1 F9 WP 1B		2-3 K	3	2	2	2	0	0	0					
Alex Gonzalez, R (1,6) OBP: 0.293, SLG: 0.446		2-3 K		3-1 F9			3-1 F9		1-3 K	3	0	0	0	0	1	1					
Michael Barrett, R (1,2) OBP: 0.364, SLG: 0.653			3-1 1B		3-2 G5-3		0-1 PB 1B			3	1	2	1	0	0	0					
Matt Clement, R (1,1) OBP: 0.250, SLG: 0.250			0-0 B5				3-H L8			3	0	0	0	0	1	2					
Joe Borowski, R (9,1)					1-3 K		1-2 L8			0	0	0	0	0	0	0					
Inning Stats	R: 0 E: 0 K: 1 S: 9	H: 2 LOB: 2 BB: 0 P: 15	R: 0 E: 0 K: 1 S: 9	H: 1 LOB: 0 BB: 0 P: 15	R: 1 E: 0 K: 1 S: 10	H: 2 LOB: 1 BB: 0 P: 18	R: 2 E: 0 K: 0 S: 13	H: 2 LOB: 0 BB: 0 P: 22	R: 0 E: 0 K: 1 S: 7	H: 0 LOB: 0 BB: 0 P: 10	R: 1 E: 0 K: 1 S: 11	H: 2 LOB: 1 BB: 0 P: 17	R: 0 E: 0 K: 2 S: 11	H: 1 LOB: 1 BB: 0 P: 16	R: 0 E: 0 K: 1 S: 9	H: 0 LOB: 0 BB: 0 P: 9	1B: 8 2B: 1 3B: 0 HR: 1	SF: 0 SAC: 0 DP: 0 HBP: 0	WP: 1 PB: 1 SB: 1 CS: 0	PA: 32	
PITCHER	IP WLS BF H R ER SO BB IBB HBP BLK WP HR S P ERA WHIP	IP WLS BF H R ER SO BB IBB HBP BLK WP HR S P ERA WHIP	IP WLS BF H R ER SO BB IBB HBP BLK WP HR S P ERA WHIP	IP WLS BF H R ER SO BB IBB HBP BLK WP HR S P ERA WHIP	IP WLS BF H R ER SO BB IBB HBP BLK WP HR S P ERA WHIP	IP WLS BF H R ER SO BB IBB HBP BLK WP HR S P ERA WHIP	IP WLS BF H R ER SO BB IBB HBP BLK WP HR S P ERA WHIP	IP WLS BF H R ER SO BB IBB HBP BLK WP HR S P ERA WHIP	IP WLS BF H R ER SO BB IBB HBP BLK WP HR S P ERA WHIP	IP WLS BF H R ER SO BB IBB HBP BLK WP HR S P ERA WHIP	IP WLS BF H R ER SO BB IBB HBP BLK WP HR S P ERA WHIP	IP WLS BF H R ER SO BB IBB HBP BLK WP HR S P ERA WHIP	IP WLS BF H R ER SO BB IBB HBP BLK WP HR S P ERA WHIP	IP WLS BF H R ER SO BB IBB HBP BLK WP HR S P ERA WHIP	IP WLS BF H R ER SO BB IBB HBP BLK WP HR S P ERA WHIP	IP WLS BF H R ER SO BB IBB HBP BLK WP HR S P ERA WHIP	IP WLS BF H R ER SO BB IBB HBP BLK WP HR S P ERA WHIP	IP WLS BF H R ER SO BB IBB HBP BLK WP HR S P ERA WHIP	IP WLS BF H R ER SO BB IBB HBP BLK WP HR S P ERA WHIP	IP WLS BF H R ER SO BB IBB HBP BLK WP HR S P ERA WHIP	IP WLS BF H R ER SO BB IBB HBP BLK WP HR S P ERA WHIP

New York Mets @ Chicago Cubs
Wrigley Field, Chicago, IL
Sun Apr 25 2004, 1:20 PM CDT
Att: 38,635 - Unknown - 60 F

AB	32
R	4
H	10
RBI	4
BB	0
SO	8
LOB	10



Batter	1	2	3	4	5	6	7	8	9	AB	R	H	RBI	BB	SO	LOB	TOP																					
Jose Macias, S OBP: 0.091, SLG: 0.091 (1, 4)	P4		K			L5		G5-3		4	0	0	0	0	1	3																						
Corey Patterson, L OBP: 0.328, SLG: 0.514 (1, 8)	P4		K			P5		P6		4	0	0	0	0	1	3																						
Sammy Sosa, R OBP: 0.395, SLG: 0.616 (1, 9)	K				G5-3					3	0	0	0	1	2	0																						
Moises Alou, R OBP: 0.415, SLG: 0.763 (1, 7)		K								4	0	2	0	0	2	0																						
16 Aramis Ramirez, R OBP: 0.357, SLG: 0.684 (1, 5)		K								4	0	0	0	0	1	3																						
25 Derrek Lee, R OBP: 0.342, SLG: 0.439 (1, 3)										3	0	0	0	0	1	3																						
Alex Gonzalez, R OBP: 0.279, SLG: 0.424 Kent Mercker, L (8, 1)										3	0	0	0	0	1	1																						
Michael Barrett, R OBP: 0.362, SLG: 0.635 (1, 2)										3	0	1	0	0	1	0																						
38 Carlos Zambrano, S OBP: 0.273, SLG: 0.272 43 Michael Wuerzt, R OBP: 0.167, SLG: 0.200 Tom Goodwin, L OBP: 0.100, SLG: 0.200 Francis Beltran, R OBP: 0.100, SLG: 0.200 Ramon Martinez, R OBP: 0.100, SLG: 0.200 (1, 1) (5, 1) (6, PH) (6, 1) (8, PH) (8, 6)										1	0	1	0	0	0	0																						
Inning Stats	R: 0 E: 0 K: 1 S: 7	H: 0 LOB: 0 BB: 0 P: 9	R: 0 E: 0 K: 3 S: 10	H: 0 LOB: 1 BB: 0 P: 18	R: 0 E: 0 K: 3 S: 20	H: 1 LOB: 1 BB: 0 P: 22	R: 0 E: 0 K: 1 S: 11	H: 0 LOB: 0 BB: 0 P: 15	R: 0 E: 0 K: 0 S: 8	H: 0 LOB: 0 BB: 0 P: 13	R: 0 E: 0 K: 2 S: 13	H: 0 LOB: 1 BB: 0 P: 5	R: 0 E: 0 K: 2 S: 9	H: 1 LOB: 1 BB: 0 P: 16	R: 0 E: 0 K: 0 S: 11	H: 2 LOB: 2 BB: 0 P: 17	R: 0 E: 0 K: 0 S: 12	H: 1 LOB: 1 BB: 1 P: 17	1B: 4 2B: 1 3B: 0 HR: 0	SF: 0 SAC: 0 DP: 1 HBP: 1	WP: 0 PB: 0 SB: 1 CS: 0	PA: 33																
PITCHER	IP	WLS	BF	H	R	ER	SO	BB	IBB	HBP	BLK	WP	HR	S	P	ERA	WHIP	PITCHER				IP	WLS	BF	H	R	ER	SO	BB	IBB	HBP	BLK	WP	HR	S	P	ERA	WHIP
Randy Johnson, L ERA: 3.28 Randy Choate, L ERA: 9.39	7.0	W	24	2	0	0	10	0	0	1	0	0	0	69	98	0.00	0.286					2.0	9	3	0	0	0	1	0	0	0	0	0	23	34	0.00	2.000	

Chicago Cubs @ Arizona Diamondbacks
Bank One Ballpark, Phoenix, AZ
Mon Apr 26 2004, 9:35 PM EDT
Att: 33,564 - Cloudy - 80 F

AB 31
R 0
H 5
RBI 0
BB 1
SO 10
LOB 13





Batter	1	2	3	4	5	6	7	8	9	AB	R	H	RBI	BB	SO	LOB	BOTTOM																					
Matt Kata, S OBP: 0.418, SLG: 0.481 (1, 4)	F7		G4-3			K				5	0	1	1	0	2	2																						
Alex Cintron, S OBP: 0.329, SLG: 0.405 Randy Choate, L (8, 1)	G4-3									4	1	2	1	0	0	2																						
Luis Gonzalez, L OBP: 0.395, SLG: 0.611 (1, 7)	G6-3									4	0	0	0	1	1	1																						
Richie Sexson, R OBP: 0.364, SLG: 0.653 (1, 3)										4	2	3	2	1	1	2																						
Steve Finley, L OBP: 0.284, SLG: 0.273 (1, 8)	F7									3	1	1	0	1	0	1																						
Danny Bautista, R OBP: 0.423, SLG: 0.644 (1, 9)	G3-6-3									3	2	1	0	0	0	2																						
Chad Tracy, L OBP: 0.381, SLG: 0.476 (1, 5)										4	1	2	2	0	1	1																						
Robby Hammock, R OBP: 0.211, SLG: 0.278 Bobby Estalella, R OBP: 0.167, SLG: 0.667 (7, PH) (8, 2)										2	2	1	1	1	1	1																						
Randy Johnson, R OBP: 0.273, SLG: 0.300 Donnie Sadler, R OBP: 0.444, SLG: 0.625 (7, PH) (8, 6)										1	0	0	0	0	1	0																						
Inning Stats	R: 0 E: 0 K: 0 S: 7	H: 0 LOB: 0 BB: 0 P: 12	R: 0 E: 0 K: 0 S: 6	H: 1 LOB: 0 BB: 0 P: 11	R: 2 E: 0 K: 1 S: 18	H: 3 LOB: 2 BB: 1 P: 30	R: 2 E: 0 K: 0 S: 12	H: 3 LOB: 2 BB: 1 P: 19	R: 3 E: 0 K: 2 S: 14	H: 3 LOB: 1 BB: 0 P: 24	R: 2 E: 0 K: 2 S: 13	H: 2 LOB: 1 BB: 1 P: 23	R: 0 E: 0 K: 3 S: 13	H: 0 LOB: 1 BB: 1 P: 19	R: 0 E: 0 K: 1 S: 9	H: 0 LOB: 1 BB: 1 P: 16	1B: 8 2B: 2 3B: 1 HR: 1	SF: 0 SAC: 0 DP: 1 HBP: 1	WP: 1 PB: 0 SB: 0 CS: 0	PA: 40																		
PITCHER	IP	WLS	BF	H	R	ER	SO	BB	IBB	HBP	BLK	WP	HR	S	P	ERA	WHIP	PITCHER				IP	WLS	BF	H	R	ER	SO	BB	IBB	HBP	BLK	WP	HR	S	P	ERA	WHIP
38 Carlos Zambrano, R ERA: 3.55 43 Michael Wuerzt, R ERA: 9.72 Francis Beltran, R ERA: 6.35 Kent Mercker, L ERA: 3.24	4.1	L	25	10	7	7	10	1	0	0	0	0	0	50	86	14.54	2.538					0.2	2	0	0	0	2	0	0	0	0	1	0	7	10	0.00	0.000	
	2.0		10	2	2	2	5	2	0	0	0	0	1	26	42	9.00	2.000					1.0	4	0	0	0	1	1	0	0	0	9	16	0.00	1.000			

Chicago Cubs @ Arizona Diamondbacks
Bank One Ballpark, Phoenix, AZ
Mon Apr 26 2004, 9:35 PM EDT
Att: 33,564 - Cloudy - 80 F

AB 34
R 9
H 12
RBI 8
BB 5
SO 9
LOB 14



Batter	1	2	3	4	5	6	7	8	9	AB	R	H	RBI	BB	SO	LOB	TOP					
Todd Walker, L (1,4) OBP: 0.449, SLG: 0.527	L7		G4-3					F9		3	0	0	0	1	0	0	Chicago Cubs @ Arizona Diamondbacks Bank One Ballpark, Phoenix, AZ Tue Apr 27 2004, 9:35 PM EDT Att: 33,781 - Sunny - 80 F 					
Tom Goodwin, L (1,7) OBP: 0.150, SLG: 0.211	G5-3 1B		G3					G2-3		4	0	1	0	0	0	2						
Sammy Sosa, R (1,9) OBP: 0.389, SLG: 0.597	G5-3							K		4	0	1	0	0	1	1						
Todd Hollandsworth, L (1,3) OBP: 0.429, SLG: 1.000										2	1	1	1	2	0	0						
16 Aramis Ramirez, R (1,5) OBP: 0.341, SLG: 0.651										4	0	0	0	0	1	4						
Corey Patterson, L (1,8) OBP: 0.321, SLG: 0.500										2	0	0	0	0	2	1						
Jose Macias, S (5,8) OBP: 0.077, SLG: 0.077										2	0	0	0	0	0	0						
Alex Gonzalez, R (1,6) OBP: 0.277, SLG: 0.413										4	0	1	0	0	2	0						
Michael Barrett, R (1,2) OBP: 0.361, SLG: 0.618										3	0	1	0	0	1	1						
Sergio Mitre, R (1,1) 43 Michael Wuerz, R (4,1) Todd Wellemeyer, R (5,1) Ramon Martinez, R (7,PH) Kyle Farnsworth, R (7,1) LaTroy Hawkins, R (8,1)										1	0	0	0	0	0	0						
Inning Stats	R: 0 E: 0 K: 0 S: 10	H: 1 LOB: 2 BB: 1 P: 20	R: 0 E: 0 K: 2 S: 9	H: 0 LOB: 0 BB: 0 P: 11	R: 0 E: 0 K: 0 S: 8	H: 0 LOB: 0 BB: 0 P: 16	R: 0 E: 0 K: 1 S: 7	H: 1 LOB: 1 BB: 1 P: 12	R: 0 E: 0 K: 1 S: 12	H: 1 LOB: 2 BB: 1 P: 21	R: 0 E: 0 K: 0 S: 6	H: 0 LOB: 0 BB: 0 P: 10	R: 0 E: 0 K: 1 S: 9	H: 1 LOB: 1 BB: 0 P: 14	R: 0 E: 0 K: 1 S: 8	H: 0 LOB: 0 BB: 0 P: 12	R: 1 E: 0 K: 2 S: 9	H: 1 LOB: 0 BB: 0 P: 10	1B: 4 2B: 0 3B: 0 HR: 1	SF: 0 SAC: 0 DP: 1 HBP: 0	WP: 0 PB: 0 SB: 0 CS: 0	PA: 34
PITCHER	IP WLS BF H R ER SO BB IBB HBP BLK WP HR S P ERA WHIP																					
17 Brandon Webb, R (1,1) ERA: 2.1	7.0 W 27 4 0 0 5 3 0 0 0 0 0 0 61 104 0.00 1.000																					
Mike Koplove, R (8,1) ERA: 6.1	1.0 3 0 0 0 1 0 0 0 0 0 0 0 8 12 0.00 0.000																					
Jose Valverde, R (9,1) ERA: 4.09	1.0 4 1 1 1 2 0 0 0 0 0 0 1 9 10 9.00 1.000																					

Batter	1	2	3	4	5	6	7	8	9	AB	R	H	RBI	BB	SO	LOB	BOTTOM			
Matt Kata, S (1,4) OBP: 0.383, SLG: 0.439	G3-1		F7					F8		5	0	0	0	0	0	3	Chicago Cubs @ Arizona Diamondbacks Bank One Ballpark, Phoenix, AZ Tue Apr 27 2004, 9:35 PM EDT Att: 33,781 - Sunny - 80 F 			
Mike Koplove, R (8,1)										0	0	0	0	0	0	0				
Jose Valverde, R (9,1)										0	0	0	0	0	0	0				
Alex Cintron, S (1,6) OBP: 0.356, SLG: 0.416										3	2	2	0	2	0	2				
Luis Gonzalez, L (1,7) OBP: 0.407, SLG: 0.645										4	2	2	3	1	2	2				
Richie Sexson, R (1,3) OBP: 0.355, SLG: 0.638										5	0	1	0	0	1	5				
Steve Finley, L (1,8) OBP: 0.290, SLG: 0.309										4	2	1	2	1	0	4				
Danny Bautista, R (1,9) OBP: 0.434, SLG: 0.649										4	2	2	1	1	0	1				
Chad Tracy, L (1,5) OBP: 0.423, SLG: 0.615										5	1	3	3	0	1	2				
Robby Hammock, R (1,2) OBP: 0.217, SLG: 0.333										3	1	1	1	0	1	1				
17 Brandon Webb, R (1,1) OBP: 0.231, SLG: 0.231										3	0	1	0	0	2	2				
Donnie Sadler, R (7,PH) OBP: 0.400, SLG: 0.556										1	0	0	0	0	0	0				
Inning Stats	R: 0 E: 0 K: 2 S: 12	H: 0 LOB: 1 BB: 1 P: 23	R: 1 E: 0 K: 2 S: 16	H: 1 LOB: 1 BB: 1 P: 24	R: 0 E: 0 K: 0 S: 10	H: 2 LOB: 2 BB: 0 P: 14	R: 5 E: 0 K: 1 S: 16	H: 5 LOB: 1 BB: 1 P: 33	R: 1 E: 0 K: 0 S: 14	H: 2 LOB: 2 BB: 1 P: 21	R: 1 E: 0 K: 0 S: 10	H: 1 LOB: 1 BB: 1 P: 20	R: 0 E: 0 K: 0 S: 8	H: 0 LOB: 0 BB: 0 P: 14	R: 2 E: 1 K: 2 S: 18	H: 2 LOB: 1 BB: 0 P: 27	1B: 7 2B: 3 3B: 0 HR: 3	SF: 1 SAC: 0 DP: 0 HBP: 0	WP: 0 PB: 0 SB: 1 CS: 0	PA: 43
PITCHER	IP WLS BF H R ER SO BB IBB HBP BLK WP HR S P ERA WHIP																			
Sergio Mitre, R (1,1) ERA: 4.43	3.2 L 20 6 5 5 5 3 0 0 0 1 0 0 1 8 14 27.00 6.000																			
43 Michael Wuerz, R (4,1) ERA: 10.38	0.1 3 2 1 1 0 0 0 0 0 1 0 0 1 8 14 27.00 6.000																			
Todd Wellemeyer, R (5,1) ERA: 3.0	2.0 11 3 2 2 0 2 0 0 0 1 0 0 0 24 41 9.00 2.500																			
Kyle Farnsworth, R (7,1) ERA: 5.0	1.0 3 0 0 0 0 0 0 0 0 0 0 0 8 14 0.00 0.000																			
LaTroy Hawkins, R (8,1) ERA: 1.93	1.0 6 2 2 2 2 0 0 0 0 0 0 1 18 27 18.00 2.000																			

Batter	1	2	3	4	5	6	7	8	9	AB	R	H	RBI	BB	SO	LOB	TOP	
Todd Walker, L (1,4) OBP: 0.466, SLG: 0.569	4-2 2B BB		2-1 G4-3 SF8 2B		0-1 F9			3-2 1B 2B		3	2	2	0	1	0	1		
Corey Patterson, L (1,8) OBP: 0.318, SLG: 0.500	0-0 1-H 2B		G4-3		1-3 K			G6-3		4	1	1	1	0	1	3		
Sammy Sosa, R (1,9) OBP: 0.372, SLG: 0.575	2-3 K		2-1 SF8		1-2 G6-3			G1-3		3	0	0	1	0	1	2		
Moises Alou, R (1,7) OBP: 0.407, SLG: 0.738	0-0 G5-3		3-H G4-3		2-2 G5-3			1-0 2-3 1B		4	0	1	0	0	0	1		
16 Aramis Ramirez, R (1,5) OBP: 0.337, SLG: 0.644	2-2 2-H 2B		G4-3		3-2 F8			0-0 F8		4	0	1	1	0	0	2		
25 Derrek Lee, R (1,3) OBP: 0.325, SLG: 0.414	3-3 K		G1-3		3-0 P2			1-3 K		4	0	0	0	0	2	1		
Alex Gonzalez, R (1,6) OBP: 0.275, SLG: 0.448		1-3 K		0-1 F9			0-0 L3	0-0 HR		4	1	1	1	0	1	0		
Paul Bako, L (1,2) OBP: 0.280, SLG: 0.100	0-0 G4-3			4-2 F9 SH3-4 BB			4-2 BB	2-2 G3-1		2	0	0	0	2	0	0		
Greg Maddux, R (1,1) Todd Hollandsworth, L (7,PH) Kyle Farnsworth, R (7,1) Kent Mercker, L (8,1) LaTroy Hawkins, R (8,1) Jose Macias, S (8,PH) Joe Borowski, R (8,1)	0-3 K		0-0 SH3-4		3-1 P2			0-1 F7		1	0	0	0	0	0	1		
Inning Stats	R: 2 E: 0 K: 2 S: 17	H: 2 LOB: 1 BB: 1 P: 28	R: 0 E: 0 K: 2 S: 7	H: 0 LOB: 0 BB: 0 P: 8	R: 1 E: 0 K: 0 S: 6	H: 1 LOB: 0 BB: 0 P: 10	R: 0 E: 0 K: 0 S: 4	H: 0 LOB: 0 BB: 0 P: 6	R: 0 E: 0 K: 0 S: 10	H: 0 LOB: 0 BB: 0 P: 16	R: 0 E: 0 K: 0 S: 7	H: 2 LOB: 2 BB: 0 P: 13	R: 1 E: 0 K: 1 S: 11	H: 1 LOB: 0 BB: 1 P: 14	1B: 1 2B: 4 3B: 0 HR: 1	SF: 1 SAC: 1 DP: 0 HBP: 0	WP: 0 PA: 36 PB: 0 SB: 0 CS: 0	
PITCHER	IP WLS BF H R ER SO BB IBB HBP BLK WP HR S P ERA WHIP	IP WLS BF H R ER SO BB IBB HBP BLK WP HR S P ERA WHIP	IP WLS BF H R ER SO BB IBB HBP BLK WP HR S P ERA WHIP	IP WLS BF H R ER SO BB IBB HBP BLK WP HR S P ERA WHIP	IP WLS BF H R ER SO BB IBB HBP BLK WP HR S P ERA WHIP	IP WLS BF H R ER SO BB IBB HBP BLK WP HR S P ERA WHIP	IP WLS BF H R ER SO BB IBB HBP BLK WP HR S P ERA WHIP	IP WLS BF H R ER SO BB IBB HBP BLK WP HR S P ERA WHIP	IP WLS BF H R ER SO BB IBB HBP BLK WP HR S P ERA WHIP	IP WLS BF H R ER SO BB IBB HBP BLK WP HR S P ERA WHIP	IP WLS BF H R ER SO BB IBB HBP BLK WP HR S P ERA WHIP	IP WLS BF H R ER SO BB IBB HBP BLK WP HR S P ERA WHIP	IP WLS BF H R ER SO BB IBB HBP BLK WP HR S P ERA WHIP	IP WLS BF H R ER SO BB IBB HBP BLK WP HR S P ERA WHIP	IP WLS BF H R ER SO BB IBB HBP BLK WP HR S P ERA WHIP	IP WLS BF H R ER SO BB IBB HBP BLK WP HR S P ERA WHIP	IP WLS BF H R ER SO BB IBB HBP BLK WP HR S P ERA WHIP	
Casey Daigle, R (1,1) ERA: 8.55	7.0	27	3	3	3	5	3	0	0	0	0	0	0	0	64	103	3.86	0.857
Mike Koplove, R (8,1) ERA: 5.99	1.0	5	2	0	0	0	0	0	0	0	0	0	0	0	7	13	0.00	2.000
Matt Mantei, R (9,1) ERA: 12.79	1.0	L	4	1	1	1	1	0	0	0	0	0	0	1	11	14	9.00	1.000

Chicago Cubs @ Arizona Diamondbacks
Bank One Ballpark, Phoenix, AZ
Wed Apr 28 2004, 9:35 PM EDT
Att: 34,761 - Sunny - 81 F


AB 31
R 4
H 6
RBI 4
BB 3
SO 6
LOB 11



Batter	1	2	3	4	5	6	7	8	9	AB	R	H	RBI	BB	SO	LOB	BOTTOM				
Matt Kata, S (1,4) OBP: 0.385, SLG: 0.417	3-3 K	4-1 1-2 BB			0-0 G3		2-2 P4		4-2 FC5-4 BB	3	0	0	0	2	1	1					
Donnie Sadler, R (1,6) OBP: 0.297, SLG: 0.357	0-1 F9	3-3 K			1-0 G6-3		1-0 F9		1-0 FC5-4 1-2	5	0	0	0	0	1	5					
Luis Gonzalez, L (1,7) OBP: 0.396, SLG: 0.617	1-1 1B		1-2 G4-3		0-0 F7			1-3 K	2-1 F8	5	0	1	0	0	1	1					
Richie Sexson, R (1,3) OBP: 0.344, SLG: 0.614	2-3 K		1-1 F9		1-0 G6-3			1-2 G4-3		3	0	0	0	0	1	1					
Carlos Baerga, S (8,PH) OBP: 0.297, SLG: 0.083										1	0	0	0	0	0	0					
Matt Mantei, R (9,1) ERA: 12.79										0	0	0	0	0	0	0					
Steve Finley, L (1,8) OBP: 0.309, SLG: 0.435		0-0 HR	2-0 G1-5-3		1-1 HR		1-1 HR	0-0 HR		4	3	3	3	0	0	0					
Danny Bautista, R (1,9) OBP: 0.425, SLG: 0.642		2-1 G1-3		0-0 G5-3		1-1 G1-3		1-1 2B		4	0	1	0	0	0	0					
Chad Tracy, L (1,5) OBP: 0.467, SLG: 0.607		4-2 F9 1B BB		2-1 CS 1B		1-2 G3-1		4-0 IBB		2	0	1	0	2	0	0					
Robby Hammock, R (1,2) OBP: 0.296, SLG: 0.400		0-0 S 1B		1-1 1-2 1B		2-2 SH1-3 1B		2-2 F9		4	0	3	0	0	0	2					
Casey Daigle, R (1,1) OBP: 0.143, SLG: 0.286		0-2 F9		1-0 G1-3		0-0 SH1-3		0-2 G6-3		2	0	0	0	0	0	3					
Brent Mayne, L (7,PH) OBP: 0.333, SLG: 0.400										0	0	0	0	0	0	0					
Mike Koplove, R (8,1) ERA: 5.99										0	0	0	0	0	0	0					
Greg Colbrunn, R (9,3) OBP: 0.288, SLG: 0.167										1	0	0	0	0	0	0					
Inning Stats	R: 0 E: 0 K: 2 S: 11	H: 1 LOB: 1 BB: 0 P: 17	R: 1 E: 0 K: 1 S: 14	H: 2 LOB: 3 BB: 2 P: 27	R: 0 E: 0 K: 0 S: 6	H: 0 LOB: 0 BB: 0 P: 10	R: 0 E: 0 K: 0 S: 6	H: 2 LOB: 1 BB: 0 P: 10	R: 0 E: 0 K: 0 S: 3	H: 0 LOB: 0 BB: 0 P: 4	R: 1 E: 0 K: 0 S: 8	H: 1 LOB: 0 BB: 0 P: 12	R: 0 E: 0 K: 0 S: 9	H: 1 LOB: 1 BB: 0 P: 14	R: 1 E: 0 K: 1 S: 13	H: 2 LOB: 2 BB: 1 P: 22	R: 0 E: 0 K: 0 S: 8	H: 0 LOB: 1 BB: 1 P: 15	1B: 5 2B: 1 3B: 0 HR: 3	SF: 0 SAC: 1 DP: 0 HBP: 0	WP: 0 PA: 39 PB: 0 SB: 1 CS: 1
PITCHER	IP WLS BF H R ER SO BB IBB HBP BLK WP HR S P ERA WHIP	IP WLS BF H R ER SO BB IBB HBP BLK WP HR S P ERA WHIP	IP WLS BF H R ER SO BB IBB HBP BLK WP HR S P ERA WHIP	IP WLS BF H R ER SO BB IBB HBP BLK WP HR S P ERA WHIP	IP WLS BF H R ER SO BB IBB HBP BLK WP HR S P ERA WHIP	IP WLS BF H R ER SO BB IBB HBP BLK WP HR S P ERA WHIP	IP WLS BF H R ER SO BB IBB HBP BLK WP HR S P ERA WHIP	IP WLS BF H R ER SO BB IBB HBP BLK WP HR S P ERA WHIP	IP WLS BF H R ER SO BB IBB HBP BLK WP HR S P ERA WHIP	IP WLS BF H R ER SO BB IBB HBP BLK WP HR S P ERA WHIP	IP WLS BF H R ER SO BB IBB HBP BLK WP HR S P ERA WHIP	IP WLS BF H R ER SO BB IBB HBP BLK WP HR S P ERA WHIP	IP WLS BF H R ER SO BB IBB HBP BLK WP HR S P ERA WHIP	IP WLS BF H R ER SO BB IBB HBP BLK WP HR S P ERA WHIP	IP WLS BF H R ER SO BB IBB HBP BLK WP HR S P ERA WHIP	IP WLS BF H R ER SO BB IBB HBP BLK WP HR S P ERA WHIP	IP WLS BF H R ER SO BB IBB HBP BLK WP HR S P ERA WHIP				
Greg Maddux, R (1,1) ERA: 5.65	6.0	25	6	2	2	3	2	0	0	0	0	0	0	0	9	14	0.00	1.000			
Kyle Farnsworth, R (7,1) ERA: 4.5	1.0	H	4	1	0	0	0	0	0	0	0	0	0	0	4	5	0.00	0.000			
Kent Mercker, L (8,1) ERA: 3.12	0.1	H	1	0	0	0	0	0	0	0	0	0	0	0	1	9	13.50	3.000			
LaTroy Hawkins, R (8,1) ERA: 2.7	0.2	W	5	2	1	1	0	0	1	0	0	0	0	0	8	15	0.00	1.000			
Joe Borowski, R (9,1) ERA: 6.0	1.0	S	4	0	0	0	0	1	0	0	0	0	0	0	8	15	0.00	1.000			

Chicago Cubs @ Arizona Diamondbacks
Bank One Ballpark, Phoenix, AZ
Wed Apr 28 2004, 9:35 PM EDT
Att: 34,761 - Sunny - 81 F

AB 34
R 3
H 9
RBI 3
BB 4
SO 4
LOB 13



Batter	1	2	3	4	5	6	7	8	9	AB	R	H	RBI	BB	SO	LOB	TOP		
Todd Walker, L OBP: 0.449, SLG: 0.532	G1-3		G4-3		F8		G6-3		G4-3	4	0	0	0	1	0	2	Chicago Cubs @ St. Louis Cardinals Busch Stadium, St. Louis, MO Fri Apr 30 2004, 7:10 PM CDT Att: 44,224 - Unknown - 66 F		
Corey Patterson, L OBP: 0.326, SLG: 0.494	1B SF7 BB		2B		F8		G6-3			3	2	1	0	1	0	1			
Sammy Sosa, R OBP: 0.367, SLG: 0.560	1B		L7		K				K	4	0	1	0	0	2	1			
Moises Alou, R OBP: 0.400, SLG: 0.735	SF7		2B				F7		G5-3	3	0	1	2	0	0	0			
16 Aramis Ramirez, R OBP: 0.333, SLG: 0.626	1B		G5-3				F7		F7	4	0	1	0	0	0	1			
25 Derrek Lee, R OBP: 0.333, SLG: 0.411	K				G6-3		1B		B2-6-3 BB	3	0	1	0	1	1	2			
Alex Gonzalez, R OBP: 0.274, SLG: 0.437			F8		CS 1B		F9		B2-6-3 1-2	4	0	1	0	0	0	2			
Michael Barrett, R OBP: 0.385, SLG: 0.661			G5-3		1-2 2B		34 SH3 WP 2B		1B	4	1	3	0	0	0	0			
34 Kerry Wood, R OBP: 0.167, SLG: 0.167			K		L5				1-2 1B	2	0	0	0	0	1	1			
Todd Hollandsworth, L OBP: 0.435, SLG: 0.947							SH3			1	0	1	0	0	0	0			
Kyle Farnsworth, R OBP: 0.167, SLG: 0.167										0	0	0	0	0	0	0			
Kent Mercker, L OBP: 0.167, SLG: 0.167										0	0	0	0	0	0	0			
LaTroy Hawkins, R OBP: 0.167, SLG: 0.167										0	0	0	0	0	0	0			
Inning Stats	R: 1 E: 0 K: 1 S: 11	H: 2 LOB: 2 BB: 1 P: 19	R: 0 E: 0 K: 1 S: 5	H: 0 LOB: 0 BB: 0 P: 7	R: 1 E: 0 K: 0 S: 8	H: 2 LOB: 1 BB: 0 P: 13	R: 0 E: 0 K: 0 S: 10	H: 2 LOB: 1 BB: 0 P: 17	R: 0 E: 0 K: 1 S: 7	H: 1 LOB: 0 BB: 0 P: 10	R: 1 E: 0 K: 0 S: 7	H: 1 LOB: 0 BB: 1 P: 14	R: 0 E: 0 K: 1 S: 7	H: 0 LOB: 0 BB: 0 P: 10	R: 0 E: 0 K: 0 S: 8	H: 2 LOB: 2 BB: 1 P: 18	1B: 7 2B: 3 3B: 0 HR: 0	SF: 1 SAC: 1 DP: 2 HBP: 0	WP: 1 PA: 37 PB: 0 SB: 0 CS: 1
PITCHER	IP WLS BF H R ER SO BB IBB HBP BLK WP HR S P ERA WHIP																		
Woody Williams, R ERA: 6.0	6.1	27	8	3	3	3	1	0	0	0	0	0	0	0	0	56	91	4.26	1.421
Ray King, L ERA: 2.89	0.2	2	0	0	0	0	1	0	0	0	0	1	0	2	6	0.00	1.500		
Julian Tavarez, R ERA: 4.63	1.0	3	0	0	0	1	0	0	0	0	0	0	0	7	10	0.00	0.000		
Cal Eldred, R ERA: 9.82	0.2	3	1	0	0	0	1	0	0	0	0	0	0	4	11	0.00	3.000		
Steve Kline, L ERA: 2.16	0.1	2	1	0	0	0	0	0	0	0	0	0	0	4	7	0.00	3.000		

Chicago Cubs @ St. Louis Cardinals
 Busch Stadium, St. Louis, MO
 Fri Apr 30 2004, 7:10 PM CDT
 Att: 44,224 - Unknown - 66 F

AB 32
 R 3
 H 10
 RBI 2
 BB 3
 SO 4
 LOB 10



Batter	1	2	3	4	5	6	7	8	9	AB	R	H	RBI	BB	SO	LOB	BOTTOM		
Tony Womack, L OBP: 0.415, SLG: 0.509	G6-3				F7					4	1	2	0	0	0	0	Chicago Cubs @ St. Louis Cardinals Busch Stadium, St. Louis, MO Fri Apr 30 2004, 7:10 PM CDT Att: 44,224 - Unknown - 66 F		
Cal Eldred, R										0	0	0	0	0	0	0			
Steve Kline, S										0	0	0	0	0	0	0			
Ray Lankford, L OBP: 0.383, SLG: 0.580	P6				G3-1		SF8		G4-3	3	0	0	1	0	0	1			
5 Albert Pujols, R OBP: 0.411, SLG: 0.609	K				15 2B		G6-3			3	2	1	0	1	1	0			
15 Jim Edmonds, L OBP: 0.367, SLG: 0.595					1-2 2B		K			3	0	1	1	1	1	0			
27 Scott Rolen, R OBP: 0.384, SLG: 0.663					1-2 2B				BB 27 SH3 BB	3	0	0	0	0	1	1			
Edgar Renteria, R OBP: 0.361, SLG: 0.415					G5-3		F9		SH3	3	0	0	0	0	1	1			
Reggie Sanders, R OBP: 0.352, SLG: 0.702							G4-3			3	0	0	0	1	1	0			
Mike Matheny, R OBP: 0.313, SLG: 0.440							K		P3	4	1	1	1	0	1	3			
Woody Williams, R										3	0	0	1	1	3	0			
Ray King, L										0	0	0	0	0	0	0			
Julian Tavarez, L										0	0	0	0	0	0	0			
Marlon Anderson, L OBP: 0.361, SLG: 0.638										1	0	0	0	0	0	0			
Inning Stats	R: 0 E: 0 K: 1 S: 8	H: 0 LOB: 0 BB: 0 P: 15	R: 0 E: 0 K: 1 S: 7	H: 0 LOB: 0 BB: 0 P: 7	R: 0 E: 0 K: 2 S: 9	H: 0 LOB: 0 BB: 0 P: 12	R: 1 E: 0 K: 0 S: 11	H: 2 LOB: 1 BB: 0 P: 17	R: 1 E: 1 K: 1 S: 12	H: 1 LOB: 0 BB: 0 P: 17	R: 0 E: 0 K: 1 S: 5	H: 0 LOB: 0 BB: 0 P: 6	R: 0 E: 0 K: 1 S: 11	H: 1 LOB: 1 BB: 0 P: 17	R: 1 E: 0 K: 0 S: 5	H: 0 LOB: 3 BB: 4 P: 22	1B: 2 2B: 2 3B: 0 HR: 1	SF: 1 SAC: 1 DP: 0 HBP: 0	WP: 0 PA: 35 PB: 0 SB: 0 CS: 0
PITCHER	IP WLS BF H R ER SO BB IBB HBP BLK WP HR S P ERA WHIP																		
34 Kerry Wood, R ERA: 2.52	8.0	29	5	3	2	10	1	0	0	0	0	0	0	4	11	0.00	1.500		
Kyle Farnsworth, R ERA: 5.4	0.0	1	0	1	1	0	1	0	0	0	0	0	0	4	11	0.00	1.500		
Kent Mercker, L ERA: 3.12	0.0	1	0	0	0	0	1	0	0	0	0	0	1	5	11	0.00	1.500		
LaTroy Hawkins, R ERA: 2.53	0.2	4	0	0	0	0	1	1	0	0	0	0	4	13	0.00	1.500			

Chicago Cubs @ St. Louis Cardinals
 Busch Stadium, St. Louis, MO
 Fri Apr 30 2004, 7:10 PM CDT
 Att: 44,224 - Unknown - 66 F

AB 29
 R 4
 H 5
 RBI 4
 BB 4
 SO 10
 LOB 5



Batter	1	2	3	4	5	6	7	8	9	AB	R	H	RBI	BB	SO	LOB	TOP		
Todd Walker, L (1,4) OBP: 0.422, SLG: 0.493 Joe Borowski, R (9,1)	F8		L8		G1-3		CS	G1-3	F7	5	0	0	0	0	0	1			
Corey Patterson, L (1,8) OBP: 0.312, SLG: 0.471	P6			F8	F7			K		4	0	0	0	0	1	0			
Sammy Sosa, R (1,9) OBP: 0.373, SLG: 0.552	P3			16 HR	P3			1B		3	1	1	0	1	0	0			
Moises Alou, R (1,7) OBP: 0.404, SLG: 0.724		F9		16 HR		G1-3		1B		4	1	2	0	0	0	0			
16 Aramis Ramirez, R (1,5) OBP: 0.330, SLG: 0.642	G5-3			1B	G5-3			1B		4	1	1	3	0	0	2			
25 Derrek Lee, R (1,3) OBP: 0.352, SLG: 0.434				HR	P3					3	1	2	0	1	0	0			
Alex Gonzalez, R (1,6) OBP: 0.286, SLG: 0.453	G1-3			2B			F9		2B	4	0	2	1	0	0	1			
Michael Barrett, R (1,2) OBP: 0.397, SLG: 0.656			F8				SH1-3		1B	2	0	1	0	1	0	0			
Matt Clement, R (1,1) OBP: 0.200, SLG: 0.200 Jose Macias, S (9,PH) OBP: 0.067, SLG: 0.067	G3		G3		G4-3		SH1-4		P5	2	0	0	0	0	0	2			
Inning Stats	R: 0 H: 0 E: 0 K: 0 S: 6	H: 0 LOB: 0 BB: 0 P: 9	R: 0 H: 0 E: 0 K: 0 S: 8	H: 0 LOB: 1 BB: 1 P: 13	R: 0 H: 0 E: 0 K: 0 S: 7	H: 0 LOB: 0 BB: 0 P: 10	R: 3 H: 3 E: 0 K: 0 S: 11	H: 3 LOB: 2 BB: 2 P: 21	R: 0 H: 0 E: 0 K: 0 S: 8	H: 1 LOB: 0 BB: 0 P: 11	R: 0 H: 1 E: 0 K: 0 S: 8	H: 1 LOB: 0 BB: 0 P: 11	R: 0 H: 2 E: 0 K: 1 S: 10	H: 2 LOB: 2 BB: 0 P: 13	R: 1 H: 2 E: 0 K: 0 S: 12	H: 2 LOB: 1 BB: 0 P: 18	1B: 6 2B: 2 HR: 1	SF: 0 SAC: 2 DP: 0 HBP: 0	WP: 0 PA: 38 PB: 0 SB: 0 CS: 1
PITCHER	IP	WLS	BF	H	R	ER	SO	BB	IBB	HBP	BLK	WP	HR	S	P	ERA	WHIP		
Jeff Suppan, R (1,1) ERA: 3.58	8.0	L	32	7	3	3	1	2	1	0	1	0	1	64	99	3.38	1.125		
54 Josh Pearce, R (9,1) ERA: 27.0	0.1		3	2	1	1	0	0	0	0	0	0	0	5	7	27.00	6.000		
Ray King, L (9,1) ERA: 2.7	0.2		2	0	0	0	0	0	0	0	0	0	0	7	11	0.00	0.000		

Chicago Cubs @ St. Louis Cardinals
 Busch Stadium, St. Louis, MO
 Sat May 01 2004, 6:15 PM CDT
 Att: 49,505 - Unknown - 49 F

livebaseballscores.com

AB 32
 R 4
 H 9
 RBI 4
 BB 3
 SO 1
 LOB 7



Batter	1	2	3	4	5	6	7	8	9	AB	R	H	RBI	BB	SO	LOB	BOTTOM				
Tony Womack, L (1,4) OBP: 0.420, SLG: 0.500 54 Josh Pearce, R (9,1) Ray King, L (9,1)	S					K		G4-6-3		3	1	1	0	1	1	1					
Ray Lankford, L (1,7) OBP: 0.391, SLG: 0.593	15 G4-6-3		F9			2B			K	4	0	2	1	0	1	1					
5 Albert Pujols, R (1,3) OBP: 0.405, SLG: 0.593	F8				G6-3			P5		4	0	1	0	0	0	2					
15 Jim Edmonds, L (1,8) OBP: 0.373, SLG: 0.598	G4-6-3					G1-3			27 FC5	3	1	1	0	1	0	2					
27 Scott Rolen, R (1,5) OBP: 0.379, SLG: 0.641			K					F8	FC5	3	0	0	0	0	1	2					
Edgar Renteria, R (1,6) OBP: 0.356, SLG: 0.407	G6-3				G6-3			G5-3		4	0	1	1	0	0	2					
Reggie Sanders, R (1,9) OBP: 0.337, SLG: 0.670	G6-3							K		4	0	0	0	0	3	2					
Cody McKay, L (1,2) OBP: 0.190, SLG: 0.158 Colin Porter, L (8,PH) OBP: 0.429, SLG: 0.500 Mike Matheny, R (9,2) OBP: 0.313, SLG: 0.440			G3-1			G1-3				2	0	0	0	0	0	0					
Jeff Suppan, R (1,1) Marlon Anderson, L (8,PH) OBP: 0.355, SLG: 0.627	G6-3								F9	2	0	0	0	0	1	0					
Inning Stats	R: 1 H: 2 E: 0 K: 0 S: 10	H: 2 LOB: 0 BB: 0 P: 17	R: 0 H: 0 E: 0 K: 1 S: 6	H: 0 LOB: 0 BB: 0 P: 8	R: 0 H: 0 E: 0 K: 0 S: 7	H: 0 LOB: 1 BB: 1 P: 13	R: 0 H: 1 E: 0 K: 0 S: 7	H: 1 LOB: 1 BB: 0 P: 16	R: 0 H: 0 E: 0 K: 2 S: 9	H: 0 LOB: 0 BB: 0 P: 11	R: 0 H: 1 E: 0 K: 1 S: 13	H: 1 LOB: 1 BB: 0 P: 16	R: 0 H: 0 E: 0 K: 1 S: 6	H: 0 LOB: 0 BB: 0 P: 9	R: 0 H: 1 E: 0 K: 0 S: 8	H: 1 LOB: 2 BB: 0 P: 10	R: 1 H: 2 E: 0 K: 2 S: 16	H: 2 LOB: 2 BB: 1 P: 27	1B: 5 2B: 2 3B: 0 HR: 0	SF: 0 SAC: 0 DP: 3 HBP: 1	WP: 0 PA: 34 PB: 0 SB: 1 CS: 0
PITCHER	IP	WLS	BF	H	R	ER	SO	BB	IBB	HBP	BLK	WP	HR	S	P	ERA	WHIP				
Matt Clement, R (1,1) ERA: 1.95	8.0	W	28	5	1	1	5	1	0	1	0	0	0	66	100	1.12	0.750				
Joe Borowski, R (9,1) ERA: 6.3	1.0	S	6	2	1	1	2	1	0	0	0	0	0	16	27	9.00	3.000				

Chicago Cubs @ St. Louis Cardinals
 Busch Stadium, St. Louis, MO
 Sat May 01 2004, 6:15 PM CDT
 Att: 49,505 - Unknown - 49 F

livebaseballscores.com

AB 31
 R 2
 H 7
 RBI 2
 BB 2
 SO 7
 LOB 13



Batter	1	2	3	4	5	6	7	8	9	10	AB	R	H	RBI	BB	SO	LOB	TOP							
Todd Walker, L OBP: 0.414, SLG: 0.479 (1.4)											4	0	1	0	0	0	1	Chicago Cubs @ St. Louis Cardinals Busch Stadium, St. Louis, MO Sun May 02 2004, 1:15 PM CDT Att. 47,757 - Cloudy - 54 F							
Corey Patterson, L OBP: 0.309, SLG: 0.462 (1.8)											4	0	1	0	0	0	1								
Sammy Sosa, R OBP: 0.358, SLG: 0.527 (1.9)											4	0	0	0	0	1	1								
Moises Alou, R OBP: 0.388, SLG: 0.692 (1.7)											4	0	0	0	0	0	1								
16 Aramis Ramirez, R OBP: 0.337, SLG: 0.633 (1.5)											3	0	1	0	1	1	0								
25 Derek Lee, R OBP: 0.351, SLG: 0.430 (1.3)											3	0	1	0	0	1	1								
Alex Gonzalez, R OBP: 0.284, SLG: 0.443 Kyle Farnsworth, R (10.1)											4	0	1	0	0	0	0		0						
Michael Barrett, R OBP: 0.375, SLG: 0.615 (1.2)											4	0	0	0	0	0	3								
38 Carlos Zambrano, S OBP: 0.231, SLG: 0.231 Tom Goodwin, L OBP: 0.143, SLG: 0.200 Kent Mercker, L (8.1) LaTroy Hawkins, R (8.1) Ramon Martinez, R OBP: 0.276, SLG: 0.259 (10.6)											2	0	0	0	0	0	2								
Inning Stats	R: 0 E: 0 K: 0 S: 7	H: 1 LOB: 0 BB: 0 P: 8	R: 0 E: 0 K: 1 S: 10	H: 0 LOB: 0 BB: 0 P: 17	R: 0 E: 1 K: 0 S: 12	H: 0 LOB: 1 BB: 0 P: 19	R: 0 E: 0 K: 0 S: 6	H: 0 LOB: 0 BB: 0 P: 9	R: 0 E: 0 K: 1 S: 16	H: 2 LOB: 2 BB: 0 P: 20	R: 0 E: 0 K: 1 S: 7	H: 0 LOB: 0 BB: 0 P: 11	R: 0 E: 0 K: 0 S: 2	H: 0 LOB: 0 BB: 1 P: 6	R: 0 E: 0 K: 1 S: 8	H: 0 LOB: 0 BB: 0 P: 14	R: 0 E: 0 K: 0 S: 5		H: 1 LOB: 1 BB: 0 P: 8	R: 0 E: 0 K: 0 S: 5	H: 1 LOB: 1 BB: 0 P: 9	1B: 5 2B: 0 3B: 0 HR: 0	SF: 0 SAC: 1 DP: 2 HBP: 0	WP: 0 PB: 0 SB: 0 CS: 0	PA: 35
PITCHER	IP 9.0	WLS 31	BF 4	H 0	R 0	ER 0	SO 4	BB 1	IBB 0	HBP 0	BLK 0	WP 0	HR 0	S 73	P 112	ERA 0.00	WHIP 0.556								
44 Jason Isringhausen, R ERA: 4.97 (10.1)	1.0	W	4	1	0	0	0	0	0	0	0	0	0	5	9	0.00	1.000								

Chicago Cubs @ St. Louis Cardinals
Busch Stadium, St. Louis, MO
Sun May 02 2004, 1:15 PM CDT
Att. 47,757 - Cloudy - 54 F

AB 33
R 0
H 5
RBI 0
BB 1
SO 4
LOB 11



Batter	1	2	3	4	5	6	7	8	9	10	AB	R	H	RBI	BB	SO	LOB	BOTTOM							
Tony Womack, L OBP: 0.419, SLG: 0.500 (1.4)											4	1	1	0	1	1	0	Chicago Cubs @ St. Louis Cardinals Busch Stadium, St. Louis, MO Sun May 02 2004, 1:15 PM CDT Att. 47,757 - Cloudy - 54 F							
Ray Lankford, L OBP: 0.403, SLG: 0.582 Shinya Tsuchi, R OBP: 0.241, SLG: 0.286 (9.7)										1	0	0	0	2	1	0	0								
5 Albert Pujols, R OBP: 0.405, SLG: 0.574 Cody McKay, L OBP: 0.190, SLG: 0.158 (10. PR)										3	0	0	0	2	1	3	0								
15 Jim Edmonds, L OBP: 0.374, SLG: 0.578 (1.8)											3	0	0	0	2	3	1								
27 Scott Rolen, R OBP: 0.389, SLG: 0.649 (1.5)											5	0	3	1	0	0	2								
Edgar Renteria, R OBP: 0.362, SLG: 0.411 (1.6)											4	0	2	0	1	1	1								
Reggie Sanders, R OBP: 0.323, SLG: 0.641 (1.9)											4	0	0	0	0	2	4								
Mike Matheny, R OBP: 0.288, SLG: 0.418 (1.2)											4	0	0	0	1	4	0								
Matt Morris, R OBP: 0.313, SLG: 0.375 Colin Porter, L OBP: 0.400, SLG: 0.467 44 Jason Isringhausen, R (10.1)											3	0	0	0	0	2	0								
Inning Stats	R: 0 E: 0 K: 2 S: 11	H: 0 LOB: 1 BB: 1 P: 17	R: 0 E: 0 K: 1 S: 12	H: 1 LOB: 1 BB: 0 P: 19	R: 0 E: 0 K: 1 S: 10	H: 0 LOB: 1 BB: 1 P: 16	R: 0 E: 0 K: 2 S: 10	H: 2 LOB: 2 BB: 0 P: 18	R: 0 E: 0 K: 2 S: 15	H: 0 LOB: 1 BB: 1 P: 24	R: 0 E: 0 K: 1 S: 9	H: 0 LOB: 0 BB: 0 P: 14	R: 0 E: 0 K: 2 S: 10	H: 0 LOB: 0 BB: 1 P: 14	R: 0 E: 0 K: 0 S: 8	H: 1 LOB: 2 BB: 1 P: 17	R: 0 E: 0 K: 1 S: 7		H: 1 LOB: 1 BB: 0 P: 10	R: 1 E: 0 K: 0 S: 6	H: 1 LOB: 3 BB: 3 P: 20	1B: 4 2B: 2 3B: 0 HR: 0	SF: 0 SAC: 2 DP: 0 HBP: 0	WP: 0 PB: 0 SB: 0 CS: 1	PA: 41
PITCHER	IP 7.0	WLS 27	BF 1	H 0	R 0	ER 0	SO 12	BB 3	IBB 0	HBP 0	BLK 0	WP 0	HR 0	S 77	P 122	ERA 0.00	WHIP 0.857								
38 Carlos Zambrano, R ERA: 2.78 (8.1)	0.0	1	1	0	0	0	0	0	0	0	0	0	0	2	4	∞	∞								
LaTroy Hawkins, R ERA: 2.13 (8.1)	2.0	8	1	0	0	1	0	1	0	0	0	0	0	13	23	0.00	0.500								
Kyle Farnsworth, R ERA: 6.1 (10.1)	0.1	L	5	1	1	1	0	3	0	0	0	0	0	6	20	27.00	12.000								

Chicago Cubs @ St. Louis Cardinals
Busch Stadium, St. Louis, MO
Sun May 02 2004, 1:15 PM CDT
Att. 47,757 - Cloudy - 54 F

AB 32
R 1
H 6
RBI 1
BB 7
SO 13
LOB 16



Batter	1	2	3	4	5	6	7	8	9	AB	R	H	RBI	BB	SO	LOB	TOP								
Todd Walker, L (1.4) OBP: 0.424, SLG: 0.526										5	2	3	3	0	1	1	Chicago Cubs @ St. Louis Cardinals Busch Stadium, St. Louis, MO Mon May 03 2004, 12:10 PM CDT Att: 40,340 - Cloudy - 54 F								
Corey Patterson, L (1.8) OBP: 0.304, SLG: 0.448										5	0	1	0	0	1	2									
Sammy Sosa, R (1.9) OBP: 0.369, SLG: 0.568										4	1	2	2	1	1	0									
Moises Alou, R (1.7) OBP: 0.379, SLG: 0.663										4	0	0	0	1	0	3									
16 Aramis Ramirez, R (1.5) OBP: 0.330, SLG: 0.608										4	1	0	0	1	0	2									
25 Derrek Lee, R (1.3) OBP: 0.397, SLG: 0.476										3	1	2	2	1	1	0									
Alex Gonzalez, R (1.6) OBP: 0.282, SLG: 0.446										4	0	1	0	0	1	4									
Paul Bako, L (1.2) OBP: 0.276, SLG: 0.167										4	0	1	0	0	1	2									
Greg Maddux, R (1.1) OBP: 0.091, SLG: 0.091										2	2	1	0	0	0	1									
Jose Macias, S (8, PH) OBP: 0.063, SLG: 0.063										1	0	0	0	0	0	0									
Francis Beltran, R (8.1)										0	0	0	0	0	0	0									
Kent Mercker, L (8.1)										0	0	0	0	0	0	0									
Joe Borowski, R (9.1)										0	0	0	0	0	0	0									
Inning Stats	R: 0 E: 0 K: 1 S: 9	H: 0 LOB: 0 BB: 0 P: 13	R: 0 E: 0 K: 1 S: 7	H: 0 LOB: 0 BB: 0 P: 13	R: 1 E: 0 K: 1 S: 15	H: 2 LOB: 1 BB: 0 P: 28	R: 0 E: 0 K: 1 S: 9	H: 0 LOB: 0 BB: 0 P: 14	R: 0 E: 0 K: 1 S: 7	H: 1 LOB: 0 BB: 0 P: 10	R: 2 E: 0 K: 0 S: 16	H: 3 LOB: 3 BB: 2 P: 32	R: 0 E: 0 K: 0 S: 12	H: 2 LOB: 0 BB: 1 P: 23	R: 2 E: 0 K: 1 S: 11	H: 1 LOB: 0 BB: 1 P: 19	R: 2 E: 0 K: 0 S: 13	H: 2 LOB: 0 BB: 0 P: 20	1B: 5 2B: 3 3B: 0 HR: 3	SF: 0 SAC: 1 DP: 1 HBP: 0	WP: 1 PB: 0 SB: 1 CS: 0	PA: 41			
PITCHER	IP	WLS	BF	H	R	ER	SO	BB	IBB	HBP	BLK	WP	HR	S	P	ERA	WHIP								
Jason Marquis, R (1.1) ERA: 3.82	6.1	L	27	7	3	3	5	1	1	0	0	1	1	65	112	4.26	1.263								
Steve Kline, L (7.1) ERA: 2.08	0.1		2	1	0	0	0	0	0	0	0	0	0	6	11	0.00	3.000								
Mike Lincoln, R (7.1) ERA: 5.19	1.1		7	1	2	2	1	2	0	0	0	0	1	15	29	13.50	2.250								
Ray King, L (9.1) ERA: 3.48	0.1		2	1	1	1	0	0	0	0	0	0	0	6	9	27.00	3.000								
Cal Eldred, R (9.1) ERA: 10.13	0.2		3	1	1	1	0	0	0	0	0	0	1	7	11	13.50	1.500								

AB	36
R	7
H	11
RBI	7
BB	4
SO	6
LOB	15



Batter	1	2	3	4	5	6	7	8	9	AB	R	H	RBI	BB	SO	LOB	BOTTOM								
Tony Womack, L (1.4) OBP: 0.392, SLG: 0.471										4	0	0	1	0	1	2	Chicago Cubs @ St. Louis Cardinals Busch Stadium, St. Louis, MO Mon May 03 2004, 12:10 PM CDT Att: 40,340 - Cloudy - 54 F								
Ray Lankford, L (1.7) OBP: 0.403, SLG: 0.559										4	0	1	0	0	2	2									
5 Albert Pujols, R (1.3) OBP: 0.400, SLG: 0.592										4	1	1	1	0	0	3									
15 Jim Edmonds, L (1.8) OBP: 0.378, SLG: 0.606										4	1	2	1	0	1	3									
27 Scott Rolen, R (1.5) OBP: 0.384, SLG: 0.630										3	0	0	0	1	0	1									
Edgar Renteria, R (1.6) OBP: 0.356, SLG: 0.404										4	0	1	0	0	2	1									
Reggie Sanders, R (1.9) OBP: 0.303, SLG: 0.425										3	0	0	0	0	1	2									
Steve Kline, S (7.1)										0	0	0	0	0	0	0									
Mike Lincoln, R (7.1) OBP: 0.246, SLG: 0.317										1	0	0	0	0	0	0									
Ray King, L (8.1) ERA: 3.0										0	0	0	0	0	0	0									
Cal Eldred, R (9.1) ERA: 10.13										0	0	0	0	0	0	0									
Mike Matheny, R (1.2) OBP: 0.318, SLG: 0.439										3	1	2	0	1	0	2									
Jason Marquis, L (1.1) OBP: 0.071, SLG: 0.077										2	0	1	0	0	0	1									
So Taguchi, R (7.9) OBP: 0.233, SLG: 0.276										1	0	0	0	0	0	0									
Colin Porter, L (9, PH) OBP: 0.375, SLG: 0.438										1	0	0	0	0	0	1									
Inning Stats	R: 0 E: 0 K: 0 S: 7	H: 1 LOB: 1 BB: 0 P: 12	R: 0 E: 0 K: 2 S: 8	H: 0 LOB: 0 BB: 0 P: 13	R: 1 E: 0 K: 1 S: 14	H: 2 LOB: 2 BB: 0 P: 18	R: 0 E: 0 K: 0 S: 7	H: 0 LOB: 0 BB: 0 P: 10	R: 0 E: 0 K: 2 S: 8	H: 1 LOB: 1 BB: 0 P: 9	R: 1 E: 0 K: 0 S: 9	H: 3 LOB: 2 BB: 0 P: 13	R: 0 E: 0 K: 1 S: 6	H: 0 LOB: 0 BB: 0 P: 9	R: 1 E: 0 K: 0 S: 12	H: 1 LOB: 1 BB: 1 P: 20	R: 0 E: 1 K: 0 S: 9	H: 0 LOB: 1 BB: 1 P: 21	1B: 5 2B: 1 3B: 0 HR: 2	SF: 1 SAC: 0 DP: 0 HBP: 1	WP: 0 PB: 0 SB: 1 CS: 0	PA: 38			
PITCHER	IP	WLS	BF	H	R	ER	SO	BB	IBB	HBP	BLK	WP	HR	S	P	ERA	WHIP								
Greg Maddux, R (1.1) ERA: 5.05	7.0	W	29	7	2	2	6	1	0	0	0	0	1	59	84	2.57	1.000								
Francis Beltran, R (8.1) ERA: 7.11	0.2	H	4	1	1	1	1	1	0	0	0	0	1	9	14	13.50	3.000								
Kent Mercker, L (8.1) ERA: 3.0	0.1	H	1	0	0	0	0	0	0	0	0	0	0	3	6	0.00	0.000								
Joe Borowski, R (9.1) ERA: 5.73	1.0		4	0	0	0	0	1	0	0	0	0	0	9	21	0.00	1.000								

AB	34
R	3
H	8
RBI	3
BB	2
SO	7
LOB	19



Batter	1	2	3	4	5	6	7	8	9	AB	R	H	RBI	BB	SO	LOB	TOP										
Matt Kata, S OBP: 0.372, SLG: 0.444 (1, 4)	1-1 G4-3 SH3 1B		0-1 G4-3 3B	1-2 2H 2B		1-2 G5-3		2-3 K		5	1	3	1	0	1	0											
Alex Cintron, S OBP: 0.308, SLG: 0.361 (1, 6)	0-0 SH3		3-1 G4-3	0-1 G4-3		2-2 G4-3			1-3 K	4	0	0	1	0	1	1											
Luis Gonzalez, L OBP: 0.388, SLG: 0.557 (1, 7)	1-1 G4-3		3-H 1-0 G4-3		0-2 K		4-2 FC4-6 WP BB		0-0 G4-3	4	0	0	0	1	1	1											
Shea Hillenbrand, R OBP: 0.333, SLG: 0.410 (1, 3)	2-2 G5-3		2-0 G1-3		0-2 1B BLK 1B		4-2 FC4-6 BB		4-2 BB	3	1	1	0	2	0	1											
Steve Finley, L OBP: 0.310, SLG: 0.485 (1, 8)		2-3 K		1-0 HR	1-0 BLK 1B		2-3 K		1-3 SAFE K	5	2	2	1	0	3	3											
Danny Bautista, R OBP: 0.387, SLG: 0.571 (1, 9)		2-3 K		1-0 G4-3	2-3 K		1-2 FC4-6			4	0	0	0	0	2	3											
Chad Tracy, L OBP: 0.447, SLG: 0.558 (1, 5)		0-1 2B		0-0 1B 2B	2-H 1B		1-2 G6-3			4	1	3	1	0	0	2											
Robby Hammock, R OBP: 0.386, SLG: 0.447 (1, 2)		4-0 IBB		0-2 SAFE 2B 1B	2-2 F9			0-1 L9		3	1	1	1	1	0	1											
Steve Sparks, R (1, 1)		0-0 F7		1-3 K		0-2 G3-1		0-3 K		4	0	0	0	0	2	3											
Mike Koplove, R (8, 1)										0	0	0	0	0	0	0											
Jose Valverde, R (9, 1)										0	0	0	0	0	0	0											
Inning Stats	R: 0 E: 0 K: 0 S: 9	H: 1 LOB: 1 BB: 0 P: 13	R: 0 E: 0 K: 2 S: 9	H: 1 LOB: 2 BB: 1 P: 17	R: 1 E: 0 K: 0 S: 6	H: 1 LOB: 0 BB: 0 P: 12	R: 3 E: 0 K: 1 S: 15	H: 4 LOB: 1 BB: 0 P: 19	R: 2 E: 0 K: 2 S: 15	H: 3 LOB: 1 BB: 0 P: 21	R: 0 E: 0 K: 0 S: 11	H: 0 LOB: 0 BB: 0 P: 14	R: 0 E: 0 K: 1 S: 17	H: 0 LOB: 2 BB: 2 P: 29	R: 0 E: 0 K: 2 S: 10	H: 0 LOB: 0 BB: 0 P: 12	R: 0 E: 0 K: 2 S: 12	H: 0 LOB: 1 BB: 1 P: 18	1B: 5 2B: 3 3B: 1 HR: 1	SF: 0 SAC: 1 DP: 0 HBP: 0	WP: 1 PB: 0 SB: 1 CS: 0	PA: 41					
PITCHER	IP	WLS	BF	H	R	ER	SO	BB	IBB	HBP	BLK	WP	HR	S	P	ERA	WHIP										
Sergio Mitre, R ERA: 5.13 (1, 1)	4.0	L	20	7	4	4	3	0	1	0	0	0	1	39	61	9.00	1.750										
Glendon Rusch, L ERA: 7.71 (5, 1)	2.1		12	3	2	2	3	2	0	0	1	1	0	36	55	7.71	2.143										
Francis Beltran, R ERA: 5.63 (7, 1)	1.2		5	0	0	0	2	0	0	0	0	0	0	17	21	0.00	0.000										
Kent Mercker, L ERA: 2.7 (9, 1)	1.0		4	0	0	0	2	1	0	0	0	0	0	12	18	0.00	1.000										

Arizona Diamondbacks @ Chicago Cubs
Wrigley Field, Chicago, IL
Tue May 04 2004, 7:05 PM CDT
Att: 38,942 - Sunny - 60 F

livebaseballscores.com

AB 36
R 6
H 10
RBI 5
BB 4
SO 10
LOB 15



Batter	1	2	3	4	5	6	7	8	9	AB	R	H	RBI	BB	SO	LOB	BOTTOM										
Todd Walker, L OBP: 0.417, SLG: 0.513 (1, 4)	1-1 E 1B		1-3 K		1-0 G3			0-0 L3		4	0	1	0	0	1	2											
Corey Patterson, L OBP: 0.302, SLG: 0.434 (1, 8)	0-1 F7		0-1 F8			2-3 K		4-1 HR BB		3	1	0	0	1	1	1											
Sammy Sosa, R OBP: 0.365, SLG: 0.586 (1, 9)	1-2 E5			1-2 G6-3		0-2 G5-3		0-0 1-H 2-H HR		4	1	1	3	0	0	1											
Moises Alou, R OBP: 0.364, SLG: 0.636 (1, 7)	0-0 F7			2-0 F8		1-1 G6-3		2-1 G5-3		4	0	0	0	0	0	2											
16 Aramis Ramirez, R OBP: 0.336, SLG: 0.600 (1, 5)	2-2 F8			4-1 BB			1-2 WP 1B	1-3 K		3	0	1	0	1	1	2											
25 Derek Lee, R OBP: 0.353, SLG: 0.453 (1, 3)		3-1 E5 CS		0-0 F7			2-1 F8		1-3 K	4	0	0	0	0	1	2											
Alex Gonzalez, R OBP: 0.270, SLG: 0.425 (1, 6)		1 SAFE 3-1 F8			0-2 G6-3		2-0 P5		2-3 K	4	0	0	0	0	1	2											
Michael Barrett, R OBP: 0.355, SLG: 0.580 (1, 2)		0-0 G5-3			1-0 F9		1-2 P3		0-3 K	4	0	0	0	0	1	1											
Sergio Mitre, R (1, 1)					0-2 1B			0-0 HR 2B		1	0	0	0	0	1	0											
Glendon Rusch, L OBP: 1.000, SLG: 1.000 (5, 1)										1	0	1	0	0	0	0											
Francis Beltran, R (7, 1)										0	0	0	0	0	0	0											
Todd Hollandsworth, L OBP: 0.458, SLG: 1.000 (8, PH)										1	1	1	0	0	0	0											
Kent Mercker, L (9, 1)										0	0	0	0	0	0	0											
Inning Stats	R: 0 E: 1 K: 0 S: 12	H: 1 LOB: 2 BB: 0 P: 16	R: 0 E: 1 K: 0 S: 6	H: 0 LOB: 0 BB: 0 P: 11	R: 0 E: 0 K: 2 S: 9	H: 0 LOB: 0 BB: 0 P: 10	R: 0 E: 0 K: 0 S: 8	H: 0 LOB: 1 BB: 1 P: 15	R: 0 E: 0 K: 1 S: 8	H: 1 LOB: 0 BB: 0 P: 11	R: 0 E: 0 K: 1 S: 11	H: 0 LOB: 0 BB: 0 P: 17	R: 3 E: 0 K: 1 S: 9	H: 2 LOB: 0 BB: 1 P: 16	R: 0 E: 0 K: 3 S: 10	H: 0 LOB: 0 BB: 0 P: 13	1B: 3 2B: 1 3B: 0 HR: 1	SF: 0 SAC: 0 DP: 0 HBP: 0	WP: 1 PB: 0 SB: 0 CS: 1	PA: 35							
PITCHER	IP	WLS	BF	H	R	ER	SO	BB	IBB	HBP	BLK	WP	HR	S	P	ERA	WHIP										
Steve Sparks, R ERA: 4.35 (1, 1)	7.1	W	30	5	3	3	3	2	0	0	0	0	0	67	99	3.68	0.955										
Mike Koplove, R ERA: 4.5 (8, 1)	0.2	H	2	0	0	0	1	0	0	0	0	0	0	5	8	0.00	0.000										
Jose Valverde, R ERA: 3.45 (9, 1)	1.0	S	3	0	0	0	3	0	0	0	0	0	0	10	13	0.00	0.000										

Arizona Diamondbacks @ Chicago Cubs
Wrigley Field, Chicago, IL
Tue May 04 2004, 7:05 PM CDT
Att: 38,942 - Sunny - 60 F

livebaseballscores.com

AB 33
R 3
H 5
RBI 3
BB 2
SO 7
LOB 13



Batter	1	2	3	4	5	6	7	8	9	AB	R	H	RBI	BB	SO	LOB	TOP					
Matt Kata, S OBP: 0.356, SLG: 0.424 (1,4)	G6-3		P5			K		K		4	0	0	0	0	2	1	Arizona Diamondbacks @ Chicago Cubs Wrigley Field, Chicago, IL Wed May 05 2004, 7:05 PM CDT Att: 38,902 - Unknown - 50 F					
Alex Cintron, S OBP: 0.315, SLG: 0.366 (1,6)	K			FC5-4 BB SF9	1B			G4-3		4	1	2	0	0	1	0						
Luis Gonzalez, L OBP: 0.383, SLG: 0.540 (1,7)	G3			FC5-4 BB		K				3	0	0	0	1	2	1						
Shea Hillenbrand, R OBP: 0.329, SLG: 0.400 (1,3)		K		FC5-4 FC6		K				4	0	1	0	0	2	3						
Steve Finley, L OBP: 0.308, SLG: 0.509 (1,8)	K			SF9				FC3-6	1B	3	1	1	2	0	1	1						
Danny Bautista, R OBP: 0.376, SLG: 0.554 (1,9)	G4-3			FC6				CS		3	0	0	0	0	0	1						
Chad Tracy, L OBP: 0.440, SLG: 0.533 (1,5)						F8				2	0	0	0	1	0	0						
Robby Hammock, R OBP: 0.362, SLG: 0.415 (1,2)			F9							3	0	0	0	0	2	1						
Casey Daigle, R ERA: 0.11, SLG: 0.222 (5,1) Mike Koplove, R ERA: 4.02 (6,PH) Greg Colbrunn, R ERA: 7.45 (8,1) Randy Choate, L ERA: 7.07 (8,1) Oscar Villarreal, L ERA: 3.18 (8,1)	FC3-6					G6-3		G6-3		2	0	0	0	0	0	1						
Inning Stats	R: 0 E: 0 K: 1 S: 8	H: 0 LOB: 0 BB: 0 P: 10	R: 0 E: 0 K: 2 S: 10	H: 0 LOB: 0 BB: 0 P: 17	R: 0 E: 0 K: 0 S: 12	H: 0 LOB: 1 BB: 1 P: 22	R: 1 E: 0 K: 0 S: 14	H: 1 LOB: 1 BB: 1 P: 22	R: 0 E: 0 K: 1 S: 10	H: 1 LOB: 0 BB: 0 P: 13	R: 0 E: 0 K: 3 S: 10	H: 1 LOB: 0 BB: 0 P: 14	R: 1 E: 0 K: 1 S: 12	H: 1 LOB: 0 BB: 0 P: 18	R: 0 E: 0 K: 1 S: 8	H: 0 LOB: 0 BB: 0 P: 11		R: 0 E: 0 K: 1 S: 11	H: 1 LOB: 0 BB: 0 P: 16	1B: 3 2B: 0 3B: 0 HR: 1	SF: 1 SAC: 0 DP: 0 HBP: 0	WP: 0 PB: 0 CS: 1
PITCHER	IP	WLS	BF	H	R	ER	SO	BB	IBB	HBP	BLK	WP	HR	S	P	ERA	WHIP					
34 Kerry Wood, R ERA: 2.53 (1,1)	7.0	L	26	3	2	2	8	2	0	0	0	0	1	76	116	2.57	0.714					
Kent Mercker, L ERA: 2.45 (8,1)	1.0		3	0	0	0	1	0	0	0	0	0	0	8	11	0.00	0.000					
Kyle Farnsworth, R ERA: 5.56 (9,1)	1.0		3	1	0	0	1	0	0	0	0	0	0	11	16	0.00	1.000					

Batter	1	2	3	4	5	6	7	8	9	AB	R	H	RBI	BB	SO	LOB	BOTTOM					
Todd Walker, L OBP: 0.400, SLG: 0.488 (1,4)	G4-3			G4-3		F7		K		4	0	0	0	0	1	1	Arizona Diamondbacks @ Chicago Cubs Wrigley Field, Chicago, IL Wed May 05 2004, 7:05 PM CDT Att: 38,902 - Unknown - 50 F					
Corey Patterson, L OBP: 0.318, SLG: 0.441 (1,8)	F7			1B BB		G5-3 1B		BB 1B		3	0	2	0	1	0	0						
Sammy Sosa, R OBP: 0.378, SLG: 0.588 (1,9)	F7					1B				3	0	2	0	1	0	0						
Moises Alou, R OBP: 0.351, SLG: 0.612 (1,7)		F8		F8		G5-3		F8		4	0	0	0	0	0	7						
16 Aramis Ramirez, R OBP: 0.325, SLG: 0.578 (1,5)		F9		F9						4	0	0	0	0	0	2						
25 Derek Lee, R OBP: 0.349, SLG: 0.444 (1,3)		F9				G4-3		F8		4	0	1	0	0	0	0						
Alex Gonzalez, R ERA: 6.78 (1,6) Kyle Farnsworth, L ERA: 5.56 (9,1) Todd Hollandsworth, L OBP: 0.440, SLG: 0.952 (9,PH)	G6-3			G5-4-3		K		K		3	0	0	0	0	1	1						
Michael Barrett, R OBP: 0.354, SLG: 0.563 (1,2)		K						G5-3		2	0	0	0	1	1	0						
34 Kerry Wood, R OBP: 0.143, SLG: 0.143 (1,1) Kent Mercker, L ERA: 2.45 (8,1) Ramon Martinez, R OBP: 0.300, SLG: 0.286 (9,6)	F8							BB 1B		2	0	0	0	0	0	0						
Inning Stats	R: 0 E: 0 K: 0 S: 4	H: 0 LOB: 0 BB: 0 P: 7	R: 0 E: 0 K: 0 S: 9	H: 0 LOB: 0 BB: 0 P: 14	R: 0 E: 0 K: 1 S: 6	H: 0 LOB: 0 BB: 0 P: 7	R: 0 E: 0 K: 0 S: 6	H: 1 LOB: 2 BB: 1 P: 13	R: 0 E: 0 K: 0 S: 9	H: 1 LOB: 1 BB: 1 P: 13	R: 0 E: 0 K: 0 S: 9	H: 2 LOB: 1 BB: 0 P: 15	R: 0 E: 0 K: 1 S: 8	H: 0 LOB: 0 BB: 0 P: 11	R: 0 E: 0 K: 1 S: 15	H: 2 LOB: 3 BB: 1 P: 29		R: 0 E: 0 K: 1 S: 8	H: 0 LOB: 0 BB: 0 P: 11	1B: 6 2B: 0 3B: 0 HR: 0	SF: 0 SAC: 0 DP: 2 HBP: 0	WP: 0 PB: 0 CS: 0
PITCHER	IP	WLS	BF	H	R	ER	SO	BB	IBB	HBP	BLK	WP	HR	S	P	ERA	WHIP					
Casey Daigle, R ERA: 4.02 (1,1)	1.2	H	4	0	0	0	1	0	0	0	0	0	0	10	14	0.00	0.000					
Randy Choate, L ERA: 7.45 (8,1)	0.2	H	4	2	0	0	1	0	0	0	0	0	0	10	18	0.00	3.000					
Oscar Villarreal, R ERA: 7.07 (8,1) Jose Valverde, R ERA: 3.18 (8,1)	0.0		1	0	0	0	0	1	0	0	0	0	0	4	=	=						
1.1	S	4	0	0	0	0	1	0	0	0	0	0	0	13	18	0.00	0.000					



Batter	1	2	3	4	5	6	7	8	9	AB	R	H	RBI	BB	SO	LOB	TOP										
Matt Kata, S OBP: 0.347, SLG: 0.404 (1.4)										4	0	0	0	1	0	1	Arizona Diamondbacks @ Chicago Cubs Wrigley Field, Chicago, IL Thu May 06 2004, 1:20 PM CDT Att: 38,169 - Unknown - 77 F										
Alex Cintron, S OBP: 0.319, SLG: 0.362 (1.6)										4	1	1	0	1	2	1											
Luis Gonzalez, L OBP: 0.392, SLG: 0.548 (1.7)										4	0	2	0	1	1	1											
Shea Hillenbrand, R OBP: 0.321, SLG: 0.386 (1.3)										5	0	1	1	0	1	4											
Steve Finley, L OBP: 0.315, SLG: 0.505 (1.8)										3	1	1	0	1	0	2											
Danny Bautista, R OBP: 0.372, SLG: 0.552 (1.9)										4	1	1	1	0	0	5											
Chad Tracy, L OBP: 0.444, SLG: 0.521 (1.5)										3	0	1	1	1	0	3											
Brent Mayne, L OBP: 0.306, SLG: 0.357 (1.2)										4	0	1	0	0	3	1											
Elmer Dessens, R OBP: 0.275, SLG: 0.222 (5.1)										1	0	0	0	1	0	1											
Inning Stats	R: 0 E: 0 K: 1 S: 9	H: 0 LOB: 0 BB: 0 P: 12	R: 2 E: 0 K: 2 S: 14	H: 3 LOB: 1 BB: 0 P: 21	R: 1 E: 0 K: 0 S: 9	H: 1 LOB: 3 BB: 3 P: 23	R: 0 E: 0 K: 1 S: 5	H: 0 LOB: 0 BB: 1 P: 11	R: 0 E: 0 K: 0 S: 12	H: 2 LOB: 2 BB: 0 P: 15	R: 0 E: 0 K: 2 S: 8	H: 0 LOB: 3 BB: 0 P: 11	R: 0 E: 0 K: 0 S: 6	H: 1 LOB: 1 BB: 0 P: 9	R: 0 E: 0 K: 0 S: 11	H: 1 LOB: 2 BB: 1 P: 20	R: 0 E: 0 K: 2 S: 14	H: 0 LOB: 1 BB: 1 P: 24	1B: 6 2B: 2 3B: 0 HR: 0	SF: 0 SAC: 0 DP: 1 HBP: 0	WP: 1 PB: 0 CS: 0 SB: 0	PA: 40					
PITCHER	IP	WLS	BF	H	R	ER	SO	BB	IBB	HBP	BLK	WP	HR	S	P	ERA	WHIP										
Matt Clement, R ERA: 2.29 (1.1)	7.0	W	31	7	3	3	6	3	1	0	0	1	0	63	102	3.86	1.429										
Kent Mercker, L ERA: 2.31 (8.1)	0.2		4	1	0	0	0	1	0	0	0	0	0	8	14	0.00	3.000										
LaTroy Hawkins, R ERA: 2.08 (8.1)	0.1		1	0	0	0	0	0	0	0	0	0	0	3	6	0.00	0.000										
Todd Wellemeyer, R ERA: 2.7 (9.1)	1.0		4	0	0	0	2	1	0	0	0	0	0	14	24	0.00	1.000										


Batter	1	2	3	4	5	6	7	8	9	AB	R	H	RBI	BB	SO	LOB	BOTTOM										
Todd Walker, L OBP: 0.400, SLG: 0.483 (1.4)										5	2	2	0	0	0	1	Arizona Diamondbacks @ Chicago Cubs Wrigley Field, Chicago, IL Thu May 06 2004, 1:20 PM CDT Att: 38,169 - Unknown - 77 F										
Corey Patterson, L OBP: 0.322, SLG: 0.434 (1.8)									4	1	1	0	1	0	2												
Sammy Sosa, R OBP: 0.387, SLG: 0.585 (1.9)									4	2	2	2	1	1	2												
16 Aramis Ramirez, R OBP: 0.328, SLG: 0.566 (1.5)									4	1	1	1	1	1	5												
Todd Hollandsworth, L OBP: 0.467, SLG: 0.880 (1.7)									4	2	2	0	1	0	5												
25 Derrek Lee, R OBP: 0.378, SLG: 0.505 (1.3)									5	2	5	5	0	0	0												
Michael Barrett, R OBP: 0.345, SLG: 0.539 (1.2)									5	0	1	2	0	1	7												
Ramon Martinez, R OBP: 0.314, SLG: 0.281 (1.6)									4	0	1	1	1	0	2												
Inning Stats	R: 0 E: 0 K: 1 S: 8	H: 0 LOB: 0 BB: 0 P: 13	R: 1 E: 0 K: 1 S: 10	H: 2 LOB: 2 BB: 2 P: 20	R: 0 E: 0 K: 0 S: 8	H: 2 LOB: 2 BB: 0 P: 11	R: 5 E: 0 K: 1 S: 14	H: 5 LOB: 0 BB: 0 P: 20	R: 2 E: 3 K: 0 S: 21	H: 1 LOB: 3 BB: 1 P: 33	R: 0 E: 0 K: 1 S: 8	H: 0 LOB: 0 BB: 0 P: 10	R: 3 E: 1 K: 1 S: 20	H: 4 LOB: 2 BB: 1 P: 32	R: 0 E: 0 K: 0 S: 8	H: 0 LOB: 0 BB: 0 P: 10	1B: 14 2B: 0 3B: 0 HR: 1	SF: 0 SAC: 0 DP: 1 HBP: 0	WP: 1 PB: 0 CS: 0 SB: 0	PA: 45							
PITCHER	IP	WLS	BF	H	R	ER	SO	BB	IBB	HBP	BLK	WP	HR	S	P	ERA	WHIP										
Elmer Dessens, R ERA: 7.85 (1.1)	4.0	L	21	4	4	4	3	3	0	0	0	1	1	8	10	18.00	2.000										
Oscar Villarreal, R ERA: 7.8 (5.1)	1.0		5	2	2	2	1	0	0	0	0	0	0	29	43	0.00	1.000										
Stephen Randolph, L ERA: 1.42 (6.1)	2.0		11	1	2	0	1	1	0	0	0	0	0	20	32	18.00	5.000										
Matt Mantei, R ERA: 12.54 (8.1)	1.0		8	4	3	2	1	1	0	0	0	0	0	20	32	18.00	5.000										




Batter	1	2	3	4	5	6	7	8	9	AB	R	H	RBI	BB	SO	LOB	TOP				
Aaron Miles, S OBP: 0.274, SLG: 0.378	G5-3			K		G5-3			G4-6-3	4	0	1	0	0	1	0	Colorado Rockies @ Chicago Cubs Wrigley Field, Chicago, IL Fri May 07 2004, 2:20 PM CDT Att: 37,307 - Overcast - 50 F				
Royce Clayton, R OBP: 0.345, SLG: 0.382	K			K			G5-3		G4-6-3	4	0	0	0	0	2	2					
17 Todd Helton, L OBP: 0.460, SLG: 0.584 Javier López, L	G5-3			G6-3			G4-3			3	0	0	0	0	0	0					
Vladimir Nunez, R										0	0	0	0	0	0	0					
Charles Johnson, R OBP: 0.385, SLG: 0.667 Kit FELLOW, R OBP: 0.317, SLG: 0.382		G6-3			G5-3		K			2	0	0	0	0	0	0					
Jeromy Burnitz, L OBP: 0.361, SLG: 0.581 Denny Hocking, S OBP: 0.267, SLG: 0.238		F8			G3-1			G4-3		2	0	0	0	0	0	0					
5 Matt Holliday, R OBP: 0.417, SLG: 0.569		G6-3						L3		3	0	1	0	0	0	0					
11 Brad Hawpe, L OBP: 0.500, SLG: 0.842				G5-3					F9	3	0	0	0	0	1	1					
Luis Gonzalez, R OBP: 0.299, SLG: 0.413				G4-3		E6			1B HBP	2	0	0	0	0	0	0					
Shawn Estes, R OBP: 0.235, SLG: 0.188 Turk Wendell, L				G6-3		G6-3			F7	1	0	0	0	0	0	0					
Mark Sweeney, L OBP: 0.333, SLG: 0.433										1	0	0	0	0	0	1					
Inning Stats	R: 0 E: 0 K: 1 S: 9	H: 0 LOB: 0 BB: 0 P: 13	R: 0 E: 0 K: 0 S: 6	H: 0 LOB: 0 BB: 0 P: 7	R: 0 E: 0 K: 0 S: 8	H: 0 LOB: 0 BB: 0 P: 13	R: 0 E: 0 K: 2 S: 10	H: 0 LOB: 0 BB: 0 P: 12	R: 0 E: 0 K: 1 S: 9	H: 1 LOB: 1 BB: 0 P: 17	R: 0 E: 1 K: 0 S: 8	H: 0 LOB: 0 BB: 0 P: 11	R: 0 E: 0 K: 1 S: 7	H: 0 LOB: 0 BB: 0 P: 11	R: 0 E: 0 K: 0 S: 5	H: 0 LOB: 0 BB: 0 P: 7	R: 0 E: 0 K: 0 S: 3	H: 1 LOB: 1 BB: 0 P: 6	1B: 2 2B: 0 3B: 0 HR: 0	SF: 0 SAC: 0 DP: 2 HBP: 1	WP: 0 PA: 29 PB: 0 SB: 0 CS: 0
PITCHER 38 Carlos Zambrano, R ERA: 2.18	IP: 9.0 WLS: W BF: 29 H: 2 R: 0 ER: 0 SO: 5 BB: 0 IBB: 0 HBP: 1 BLK: 0 WP: 0 HR: 0 S: 65 P: 97 ERA: 0.00 WHIP: 0.222															PITCHER					

Batter	1	2	3	4	5	6	7	8	9	AB	R	H	RBI	BB	SO	LOB	BOTTOM		
Todd Walker, L OBP: 0.413, SLG: 0.484 Damian Jackson, R	G6-3 G4-3	2B HBP	G4-3 1B		G4-3		G6-3			2	2	1	0	1	0	0	Colorado Rockies @ Chicago Cubs Wrigley Field, Chicago, IL Fri May 07 2004, 2:20 PM CDT Att: 37,307 - Overcast - 50 F		
Corey Patterson, L OBP: 0.317, SLG: 0.432	G4-3	1B	G4-3		K		K			5	1	1	4	0	2	3			
Sammy Sosa, R OBP: 0.398, SLG: 0.587 Tom Goodwin, L OBP: 0.130, SLG: 0.182	G6-3	1B 16 1B	1B 16 1B		1B		P4			3	1	2	2	1	0	1			
Moises Alou, R OBP: 0.348, SLG: 0.598 Todd Hollandsworth, L OBP: 0.452, SLG: 0.846	G6-3	16 1B	K		F7				G2	4	0	1	1	0	1	3			
16 Aramis Ramirez, R OBP: 0.344, SLG: 0.570 Jose Macias, S OBP: 0.158, SLG: 0.158		25 BB			25 BB		2B SF8		1B	1	2	1	1	1	0	0			
25 Derek Lee, R OBP: 0.379, SLG: 0.490					1B		K		F8	3	0	0	0	2	1	4			
Michael Barrett, R OBP: 0.348, SLG: 0.543					L9				K	5	2	2	0	0	1	5			
Ramon Martinez, R OBP: 0.359, SLG: 0.324					1B		SF8			2	2	2	2	1	0	0			
38 Carlos Zambrano, S OBP: 0.200, SLG: 0.200					G6-4-3		G6-3			2	0	0	0	0	0	3			
Inning Stats	R: 0 E: 0 K: 0 S: 6	H: 1 LOB: 1 BB: 0 P: 12	R: 6 E: 0 K: 0 S: 12	H: 3 LOB: 2 BB: 4 P: 33	R: 3 E: 0 K: 1 S: 17	H: 3 LOB: 1 BB: 1 P: 33	R: 1 E: 0 K: 0 S: 4	H: 1 LOB: 1 BB: 1 P: 12	R: 0 E: 0 K: 1 S: 12	H: 1 LOB: 1 BB: 0 P: 21	R: 1 E: 0 K: 0 S: 16	H: 2 LOB: 1 BB: 0 P: 18	R: 0 E: 0 K: 1 S: 8	H: 0 LOB: 0 BB: 0 P: 13	R: 0 E: 0 K: 1 S: 10	H: 1 LOB: 1 BB: 0 P: 13		1B: 10 2B: 2 3B: 0 HR: 0	SF: 1 SAC: 2 DP: 1 HBP: 2
PITCHER Shawn Estes, L ERA: 7.34 Turk Wendell, R ERA: 4.96 Javier López, L ERA: 5.91 Vladimir Nunez, R ERA: 3.95	IP: 2.2 WLS: L BF: 21 H: 4 R: 2 ER: 2 SO: 3 BB: 1 IBB: 0 HBP: 1 BLK: 0 WP: 0 HR: 0 S: 30 P: 70 ERA: 30.38 WHIP: 4.125															PITCHER			

AB 28
R 0
H 2
RBI 0
BB 0
SO 5
LOB 5



AB 32
R 11
H 12
RBI 10
BB 6
SO 5
LOB 19



Batter	1	2	3	4	5	6	7	8	9	AB	R	H	RBI	BB	SO	LOB	TOP			
Todd Walker, L (1,4) OBP: 0.420, SLG: 0.515										4	1	2	0	0	0	0				
Corey Patterson, L (1,8) OBP: 0.399, SLG: 0.405										4	0	0	0	0	0	2				
Sammy Sosa, R (1,9) OBP: 0.387, SLG: 0.570										4	0	1	0	0	3	1				
Moises Alou, R (1,7) OBP: 0.349, SLG: 0.595										4	1	2	0	0	0	2				
16 Aramis Ramirez, R (1,5) OBP: 0.345, SLG: 0.573										3	0	1	1	1	0	1				
25 Derrek Lee, R (1,3) OBP: 0.377, SLG: 0.459										4	0	0	0	0	2	3				
Michael Barrett, R (1,2) OBP: 0.340, SLG: 0.511										3	1	1	0	0	2	1				
Ramon Martinez, R (1,6) OBP: 0.340, SLG: 0.319										4	0	1	1	0	1	2				
34 Kerry Wood, R (1,1) OBP: 0.133, SLG: 0.133										1	0	0	0	0	0	1				
Glendon Rusch, L (3,1) OBP: 0.500, SLG: 0.500										1	0	0	0	0	1	0				
Todd Wellemeyer, R (6,1)										0	0	0	0	0	0	0				
Tom Goodwin, L (7, PH) OBP: 0.154, SLG: 0.240										1	0	0	0	0	0	0				
Francis Beltran, R (7,1)										0	0	0	0	0	0	0				
Inning Stats	R: 0 E: 0 K: 1 S: 8	H: 1 LOB: 1 BB: 0 P: 10	R: 1 E: 0 K: 0 S: 13	H: 1 LOB: 1 BB: 0 P: 20	R: 0 E: 0 K: 1 S: 6	H: 0 LOB: 0 BB: 0 P: 9	R: 0 E: 0 K: 1 S: 6	H: 1 LOB: 0 BB: 0 P: 10	R: 0 E: 0 K: 1 S: 8	H: 1 LOB: 2 BB: 1 P: 12	R: 0 E: 0 K: 1 S: 9	H: 0 LOB: 0 BB: 0 P: 12	R: 0 E: 0 K: 1 S: 13	H: 0 LOB: 0 BB: 0 P: 20	R: 1 E: 0 K: 2 S: 12	H: 2 LOB: 1 BB: 0 P: 14	1B: 5 2B: 3 3B: 0 HR: 0	SF: 0 SAC: 0 DP: 2 HBP: 1	WP: 0 PB: 0 SB: 0 CS: 0	PA: 35
PITCHER	IP WLS BF H R ER SO BB IBB HBP BLK WP HR S P ERA WHIP																			
Jeff Weaver, R (1,1) ERA: 4.84	8.0 W 30 6 2 2 7 1 0 1 0 0 0 75 117 2.25 0.875																			
Duaner Sanchez, R (9,1) ERA: 2.87	1.0 5 2 1 1 2 0 0 0 0 0 0 0 12 14 9.00 2.000																			

Chicago Cubs @ Los Angeles Dodgers
 Dodger Stadium, Los Angeles, CA
 Tue May 11 2004, 7:10 PM PDT
 Att: 35,439 - Sunny - 67 F

AB 33
 R 3
 H 8
 RBI 2
 BB 1
 SO 9
 LOB 13



Batter	1	2	3	4	5	6	7	8	9	AB	R	H	RBI	BB	SO	LOB	BOTTOM			
Cesar Izturis, S (1,6) OBP: 0.315, SLG: 0.367										5	1	1	0	0	2	5				
Paul Lo Duca, R (1,2) OBP: 0.418, SLG: 0.486										4	0	3	2	1	0	0				
Milton Bradley, S (1,8) OBP: 0.333, SLG: 0.477										5	0	1	1	0	1	4				
Shawn Green, L (1,3) OBP: 0.356, SLG: 0.482										5	0	0	0	0	1	5				
Adrián Beltré, R (1,5) OBP: 0.389, SLG: 0.683										4	1	1	1	0	0	3				
José Hernández, R (8,5) OBP: 0.404, SLG: 0.605										0	0	0	0	0	0	0				
Juan Encarnación, R (1,9) OBP: 0.273, SLG: 0.426										4	2	1	0	0	0	2				
Jason Grabowski, L (1,7) OBP: 0.257, SLG: 0.333										4	1	3	2	0	0	0				
Alex Cora, L (1,4) OBP: 0.371, SLG: 0.407										4	1	3	1	0	1	0				
Jeff Weaver, R (1,1) OBP: 0.313, SLG: 0.438										4	1	2	0	0	0	4				
Duaner Sanchez, R (9,1) OBP: 0.500, SLG: 1.000										0	0	0	0	0	0	0				
Inning Stats	R: 0 E: 0 K: 1 S: 10	H: 0 LOB: 1 BB: 1 P: 18	R: 3 E: 1 K: 1 S: 13	H: 3 LOB: 0 BB: 0 P: 20	R: 0 E: 0 K: 0 S: 12	H: 1 LOB: 2 BB: 0 P: 22	R: 3 E: 0 K: 0 S: 11	H: 4 LOB: 1 BB: 0 P: 12	R: 1 E: 0 K: 0 S: 23	H: 3 LOB: 2 BB: 0 P: 29	R: 0 E: 0 K: 1 S: 13	H: 1 LOB: 1 BB: 0 P: 20	R: 0 E: 0 K: 1 S: 11	H: 2 LOB: 2 BB: 0 P: 16	R: 0 E: 0 K: 1 S: 8	H: 1 LOB: 0 BB: 0 P: 12	1B: 12 2B: 2 3B: 0 HR: 2	SF: 0 SAC: 0 DP: 2 HBP: 0	WP: 0 PB: 0 SB: 0 CS: 0	PA: 40
PITCHER	IP WLS BF H R ER SO BB IBB HBP BLK WP HR S P ERA WHIP																			
34 Kerry Wood, R (1,1) ERA: 2.82	2.0 L 10 3 3 2 2 1 0 0 0 0 0 0 2 23 38 9.00 2.000																			
Glendon Rusch, L (3,1) ERA: 7.39	3.0 18 8 4 4 0 0 0 0 0 0 0 0 46 63 12.00 2.667																			
Todd Wellemeyer, R (6,1) ERA: 2.45	1.0 4 1 0 0 1 0 0 0 0 0 0 0 13 20 0.00 1.000																			
Francis Beltran, R (7,1) ERA: 4.09	2.0 8 3 0 0 2 0 0 0 0 0 0 0 19 28 0.00 1.500																			

Chicago Cubs @ Los Angeles Dodgers
 Dodger Stadium, Los Angeles, CA
 Tue May 11 2004, 7:10 PM PDT
 Att: 35,439 - Sunny - 67 F

AB 39
 R 7
 H 15
 RBI 7
 BB 1
 SO 5
 LOB 23



Batter	1	2	3	4	5	6	7	8	9	AB	R	H	RBI	BB	SO	LOB	TOP		
Tom Goodwin, L (1.8) OBP: 0.194, SLG: 0.267	1-1 G3	2-0 2B 1B		1-2 16 G4-3 1B		0-0 F7		2-0 P6		5	1	2	1	0	0	2			
Jose Macias, S (1.4) OBP: 0.222, SLG: 0.222	2-3 K	1-1 F7		0-0 16 G4-3 1B		0-0 1B			0-1 16 1B FC4-6	5	1	3	0	0	1	2			
Moises Alou, R (1.7) OBP: 0.333, SLG: 0.569	3-2 F9	2-1 1B 2B		0-1 F8		2-1 G5-3			2-3 K	5	0	1	2	0	1	5			
16 Aramis Ramirez, R (1.5) OBP: 0.351, SLG: 0.564		2B K		0-0 G4-3				1-1 25 G5-4-3 1B	1-2 FC4-6	5	1	3	0	0	1	3			
Todd Hollandsworth, L (1.9) OBP: 0.459, SLG: 0.767		4-2 BB 25 1B BB	1-0 25 G1-3 1B	0-0 G4-3		0-1 P5			1-1 FC4-6 25 1B	4	1	1	1	1	0	4			
25 Derrek Lee, R (1.3) OBP: 0.374, SLG: 0.444		4-1 1B BB 38 FC3-6 BB	0-0 G1-3		2-3 K			1-1 G5-4-3	1-1 BB	4	1	1	0	1	1	2			
Ramon Martinez, R (1.6) OBP: 0.355, SLG: 0.321		4-2 FC3-6 1B BB	3-3 K		3-2 F9			0-0 G6-3	4-1 BB	3	1	0	1	2	1	1			
Paul Bako, L (1.2) OBP: 0.324, SLG: 0.258		2-1 1B FC3-6	4-0 IBB		1-2 G3-1			3-2 1B	1-3 K	4	0	2	1	1	1	3			
LaTroy Hawkins, R (9.1)		1-2 2-3 3-H								0	0	0	0	0	0	0			
3B Carlos Zambrano, S (1.1) OBP: 0.211, SLG: 0.211		0-2 FC3-6	1-2 G4-3			0-2 G5-3 1B				4	1	1	1	0	1	5			
Joe Borowski, R (9.1)										0	0	0	0	0	0	0			
Michael Barrett, R (9.2) OBP: 0.330, SLG: 0.495		1-2 2-3 3-H								0	0	0	0	0	0	0			
Inning Stats	R: 0 E: 0 K: 1 S: 9	H: 0 LOB: 0 BB: 0 P: 15	R: 6 E: 0 K: 1 S: 23	H: 4 LOB: 1 BB: 3 P: 44	R: 0 E: 0 K: 1 S: 8	H: 1 LOB: 2 BB: 1 P: 17	R: 0 E: 0 K: 0 S: 8	H: 2 LOB: 2 BB: 0 P: 9	R: 0 E: 0 K: 1 S: 7	H: 2 LOB: 1 BB: 0 P: 9	R: 0 E: 0 K: 0 S: 6	H: 1 LOB: 0 BB: 0 P: 8	R: 0 E: 0 K: 1 S: 10	H: 1 LOB: 1 BB: 0 P: 16	R: 1 E: 0 K: 2 S: 17	H: 3 LOB: 3 BB: 1 P: 27	1B: 13 2B: 2 3B: 0 HR: 0	SF: 0 SAC: 0 DP: 2 HBP: 0	WP: 0 PA: 44 PB: 0 SB: 0 CS: 0
PITCHER	IP WLS BF H R ER SO BB IBB HBP BLK WP HR S P ERA WHIP	IP WLS BF H R ER SO BB IBB HBP BLK WP HR S P ERA WHIP	IP WLS BF H R ER SO BB IBB HBP BLK WP HR S P ERA WHIP	IP WLS BF H R ER SO BB IBB HBP BLK WP HR S P ERA WHIP	IP WLS BF H R ER SO BB IBB HBP BLK WP HR S P ERA WHIP	IP WLS BF H R ER SO BB IBB HBP BLK WP HR S P ERA WHIP	IP WLS BF H R ER SO BB IBB HBP BLK WP HR S P ERA WHIP	IP WLS BF H R ER SO BB IBB HBP BLK WP HR S P ERA WHIP	IP WLS BF H R ER SO BB IBB HBP BLK WP HR S P ERA WHIP	IP WLS BF H R ER SO BB IBB HBP BLK WP HR S P ERA WHIP	IP WLS BF H R ER SO BB IBB HBP BLK WP HR S P ERA WHIP	IP WLS BF H R ER SO BB IBB HBP BLK WP HR S P ERA WHIP	IP WLS BF H R ER SO BB IBB HBP BLK WP HR S P ERA WHIP	IP WLS BF H R ER SO BB IBB HBP BLK WP HR S P ERA WHIP	IP WLS BF H R ER SO BB IBB HBP BLK WP HR S P ERA WHIP	IP WLS BF H R ER SO BB IBB HBP BLK WP HR S P ERA WHIP	IP WLS BF H R ER SO BB IBB HBP BLK WP HR S P ERA WHIP	IP WLS BF H R ER SO BB IBB HBP BLK WP HR S P ERA WHIP	

Chicago Cubs @ Los Angeles Dodgers
 Dodger Stadium, Los Angeles, CA
 Thu May 13 2004, 12:10 PM PDT
 Att: 39,591 - Sunny - 77 F

AB 39
 R 7
 H 14
 RBI 7
 BB 5
 SO 7
 LOB 27



Batter	1	2	3	4	5	6	7	8	9	AB	R	H	RBI	BB	SO	LOB	BOTTOM				
Jason Grabowski, L (1.7) OBP: 0.256, SLG: 0.300	1-3 K		2-2 K		2-2 G3-1		2-0 F8		0-2 1B	5	0	1	0	0	2	1					
Cesar Izturis, S (1.6) OBP: 0.301, SLG: 0.344	4-1 BB		0-0 F8			1-0 L6		1-0 F7	2-1 F8	4	0	0	0	1	0	2					
Milton Bradley, S (1.8) OBP: 0.321, SLG: 0.454	1-3 K		2-3 K			2-3 K		0-0 G3		4	0	0	0	0	3	1					
Shawn Green, L (1.3) OBP: 0.357, SLG: 0.479	1-3 K			4-2 FC9-6 BB		0-2 2B		3-3 K		3	0	1	0	1	2	1					
Adrián Beltré, R (1.5) OBP: 0.387, SLG: 0.667		1-2 HBP 1B		0-2 F8		2-1 G3			4-2 1B 2B BB	2	0	1	0	0	0	1					
Robin Ventura, L (6.5) OBP: 0.406, SLG: 0.357										1	1	0	0	1	0	1					
Juan Encarnacion, R (1.9) OBP: 0.265, SLG: 0.408		1-0 F7		0-2 FC9-6		1-1 E5 G3 HBP SF8			0-0 2B SF9	4	2	1	0	0	0	2					
David Ross, R (1.2) OBP: 0.156, SLG: 0.267		2-3 K		0-3 K		1-0 G3 HBP			1-0 1B 2B	3	0	1	1	0	2	2					
Alex Cora, L (1.4) OBP: 0.376, SLG: 0.438		2-2 HBP							1-3 2-H	0	0	0	0	0	0	0					
Joe Thurston, L (5.4)										2	0	0	1	0	1	2					
Hideo Nomo, R (1.1) OBP: 0.143, SLG: 0.143										0	0	0	0	0	0	0					
Jose Lima, R (2.1) OBP: 0.206, SLG: 0.400										2	0	0	0	1	0	0					
Orlando Hernandez, R (7.9) OBP: 0.287, SLG: 0.583										0	0	0	0	0	0	0					
Tom Martin, L (8.1) OBP: 0.221, SLG: 0.583										0	0	0	0	0	0	0					
37 Darren Dreifort, R (9.1) OBP: 0.266, SLG: 0.539										1	0	0	0	0	0	1					
Inning Stats	R: 0 E: 0 K: 3 S: 12	H: 0 LOB: 1 BB: 1 P: 19	R: 0 E: 0 K: 1 S: 12	H: 1 LOB: 2 BB: 0 P: 18	R: 0 E: 0 K: 2 S: 8	H: 0 LOB: 0 BB: 0 P: 12	R: 0 E: 0 K: 1 S: 11	H: 0 LOB: 1 BB: 1 P: 15	R: 0 E: 0 K: 2 S: 10	H: 0 LOB: 0 BB: 0 P: 14	R: 0 E: 0 K: 1 S: 10	H: 1 LOB: 1 BB: 0 P: 15	R: 1 E: 1 K: 0 S: 6	H: 0 LOB: 1 BB: 0 P: 12	R: 0 E: 0 K: 1 S: 5	H: 0 LOB: 0 BB: 0 P: 9	R: 2 E: 0 K: 0 S: 18	H: 3 LOB: 2 BB: 1 P: 30	1B: 3 2B: 2 3B: 0 HR: 0	SF: 2 SAC: 0 DP: 0 HBP: 2	WP: 0 PA: 38 PB: 0 SB: 0 CS: 0
PITCHER	IP WLS BF H R ER SO BB IBB HBP BLK WP HR S P ERA WHIP	IP WLS BF H R ER SO BB IBB HBP BLK WP HR S P ERA WHIP	IP WLS BF H R ER SO BB IBB HBP BLK WP HR S P ERA WHIP	IP WLS BF H R ER SO BB IBB HBP BLK WP HR S P ERA WHIP	IP WLS BF H R ER SO BB IBB HBP BLK WP HR S P ERA WHIP	IP WLS BF H R ER SO BB IBB HBP BLK WP HR S P ERA WHIP	IP WLS BF H R ER SO BB IBB HBP BLK WP HR S P ERA WHIP	IP WLS BF H R ER SO BB IBB HBP BLK WP HR S P ERA WHIP	IP WLS BF H R ER SO BB IBB HBP BLK WP HR S P ERA WHIP	IP WLS BF H R ER SO BB IBB HBP BLK WP HR S P ERA WHIP	IP WLS BF H R ER SO BB IBB HBP BLK WP HR S P ERA WHIP	IP WLS BF H R ER SO BB IBB HBP BLK WP HR S P ERA WHIP	IP WLS BF H R ER SO BB IBB HBP BLK WP HR S P ERA WHIP	IP WLS BF H R ER SO BB IBB HBP BLK WP HR S P ERA WHIP	IP WLS BF H R ER SO BB IBB HBP BLK WP HR S P ERA WHIP	IP WLS BF H R ER SO BB IBB HBP BLK WP HR S P ERA WHIP	IP WLS BF H R ER SO BB IBB HBP BLK WP HR S P ERA WHIP	IP WLS BF H R ER SO BB IBB HBP BLK WP HR S P ERA WHIP			

Chicago Cubs @ Los Angeles Dodgers
 Dodger Stadium, Los Angeles, CA
 Thu May 13 2004, 12:10 PM PDT
 Att: 39,591 - Sunny - 77 F

AB 31
 R 3
 H 5
 RBI 3
 BB 3
 SO 11
 LOB 16



Batter	1	2	3	4	5	6	7	8	9	AB	R	H	RBI	BB	SO	LOB	TOP					
Jose Macias, S OBP: 0.281, SLG: 0.406 (1, 4)	F8		1B			G6-3		1B	3B	5	1	3	3	0	0	0	Chicago Cubs @ San Diego Padres PETCO Park, San Diego, CA Fri May 14, 2004, 10:05 PM EDT Att: 41,938 - Sunny - 74 F					
Ramon Martinez, R OBP: 0.343, SLG: 0.310 (1, 6)	G5-3		P4			G4-3		1B	G6-3	5	0	1	1	0	0	2						
Sammy Sosa, R OBP: 0.377, SLG: 0.569 (1, 9)	K					G6-3		K	G5-3	5	1	1	1	0	2	2						
Moises Alou, R OBP: 0.345, SLG: 0.575 (1, 7)		F8								4	0	3	0	0	0	0						
16 Aramis Ramirez, R OBP: 0.342, SLG: 0.547 (1, 5)		G6-3				G5-4-3				4	0	0	0	0	0	4						
25 Derrek Lee, R OBP: 0.378, SLG: 0.446 (1, 3)		G5-3								4	1	2	0	0	1	0						
Corey Patterson, L OBP: 0.315, SLG: 0.429 (1, 8)										4	2	2	1	0	0	2						
Paul Bako, L OBP: 0.317, SLG: 0.235 (1, 2)										3	0	0	0	0	1	2						
Greg Maddux, R OBP: 0.059, SLG: 0.059 Joe Borowski, R (9, 1)	G6-3					L8			FC1	4	1	0	0	0	0	5	UBS					
										0	0	0	0	0	0	0						
Inning Stats	R: 0 E: 0 K: 1 S: 11	H: 0 LOB: 0 BB: 0 P: 14	R: 0 E: 0 K: 0 S: 9	H: 0 LOB: 0 BB: 0 P: 12	R: 1 E: 0 K: 0 S: 9	H: 2 LOB: 1 BB: 0 P: 12	R: 1 E: 0 K: 1 S: 7	H: 2 LOB: 0 BB: 0 P: 11	R: 0 E: 0 K: 0 S: 7	H: 0 LOB: 0 BB: 0 P: 10	R: 0 E: 0 K: 0 S: 6	H: 0 LOB: 0 BB: 0 P: 8	R: 0 E: 0 K: 0 S: 7	H: 2 LOB: 3 BB: 0 P: 10	R: 1 E: 0 K: 1 S: 12	H: 3 LOB: 1 BB: 0 P: 17	R: 3 E: 1 K: 1 S: 15	H: 3 LOB: 1 BB: 0 P: 24	1B: 8 2B: 0 3B: 2 HR: 2	SF: 0 SAC: 0 DP: 2 HBP: 1	WP: 0 PB: 0 SB: 0 CS: 0	PA: 39
PITCHER	IP	WLS	BF	H	R	ER	SO	BB	IBB	HBP	BLK	WP	HR	S	P	ERA	WHIP					
Ismael Valdez, R ERA: 3.89 Scott Linebrink, R ERA: 1.27 Brandon Puffer, R ERA: 9.0 Eddie Oropesa, L ERA: 11.42	7.0	L	28	7	3	3	2	0	0	1	0	0	2	57	79	3.86	1.000					

Batter	1	2	3	4	5	6	7	8	9	AB	R	H	RBI	BB	SO	LOB	BOTTOM					
Sean Burroughs, L OBP: 0.367, SLG: 0.391 (1, 5)	F7		F7			G6-4-3		G4-3		4	0	1	0	0	0	0	Chicago Cubs @ San Diego Padres PETCO Park, San Diego, CA Fri May 14, 2004, 10:05 PM EDT Att: 41,938 - Sunny - 74 F					
Mark Loretta, R OBP: 0.358, SLG: 0.459 (1, 4)	F9		G6-3			G6-4-3			G6-3	4	0	0	0	0	0	1						
24 Brian Giles, L OBP: 0.363, SLG: 0.459 (1, 9)	K		F7			K			P2	4	0	0	0	0	2	0						
Phil Nevin, R OBP: 0.329, SLG: 0.407 (1, 3)										4	1	1	0	0	0	0						
Ryan Klesko, L OBP: 0.340, SLG: 0.395 (1, 7)										3	0	2	0	0	0	0						
Jay Payton, R OBP: 0.360, SLG: 0.404 (1, 8)										3	0	0	0	0	0	3						
Miguel Ojeda, R OBP: 0.349, SLG: 0.289 (1, 2)										3	0	1	1	0	1	1						
3 Khalil Greene, R OBP: 0.346, SLG: 0.407 (1, 6)										3	0	0	0	0	0	2						
Ismael Valdez, R OBP: 0.143, SLG: 0.154 Scott Linebrink, R (8, 1) Terrence Long, L OBP: 0.367, SLG: 0.389 Brandon Puffer, R (9, 1) Eddie Oropesa, L (9, 1)	G1-3								K	2	0	0	0	0	0	2	SD					
										0	0	0	0	0	0	0						
Inning Stats	R: 0 E: 0 K: 1 S: 8	H: 0 LOB: 0 BB: 0 P: 12	R: 1 E: 0 K: 0 S: 15	H: 3 LOB: 2 BB: 0 P: 23	R: 0 E: 0 K: 0 S: 4	H: 0 LOB: 0 BB: 0 P: 4	R: 0 E: 0 K: 0 S: 5	H: 0 LOB: 0 BB: 0 P: 6	R: 0 E: 0 K: 0 S: 4	H: 0 LOB: 0 BB: 0 P: 6	R: 0 E: 0 K: 1 S: 11	H: 1 LOB: 0 BB: 0 P: 13	R: 0 E: 0 K: 1 S: 9	H: 1 LOB: 1 BB: 0 P: 11	R: 0 E: 0 K: 1 S: 9	H: 0 LOB: 0 BB: 0 P: 13	R: 0 E: 0 K: 0 S: 6	H: 0 LOB: 0 BB: 0 P: 7	1B: 5 2B: 0 3B: 0 HR: 0	SF: 0 SAC: 0 DP: 1 HBP: 0	WP: 0 PB: 0 SB: 0 CS: 0	PA: 31
PITCHER	IP	WLS	BF	H	R	ER	SO	BB	IBB	HBP	BLK	WP	HR	S	P	ERA	WHIP					
Greg Maddux, R ERA: 4.44 Joe Borowski, R ERA: 6.59	8.0	W	28	5	1	1	4	0	0	0	0	0	0	65	88	1.12	0.625					

Batter	1	2	3	4	5	6	7	8	9	AB	R	H	RBI	BB	SO	LOB	TOP					
Jose Macias, S OBP: 0.297, SLG: 0.405 LaTroy Hawkins, R (8, 1)	G4-3	G4-3			E1 HR	K				5	1	2	0	0	1	3						
Ramon Martinez, R OBP: 0.333, SLG: 0.302	G4-3		K		G1-3			F7		5	0	1	0	0	1	3						
Sammy Sosa, R OBP: 0.385, SLG: 0.590	K		K		HR					4	1	2	2	1	2	0						
Moises Alou, R OBP: 0.361, SLG: 0.612					HR					5	3	4	1	0	0	1						
Todd Hollandsworth, L OBP: 0.463, SLG: 0.735 Kent Mercker, L (7, 1)					HR					4	1	2	0	0	0	3						
Kyle Farnsworth, R (7, 1)			G4-3							0	0	0	0	0	0	0						
Damian Jackson, R OBP: 0.308, SLG: 0.400										1	0	0	0	0	1	1						
16 Aramis Ramirez, R OBP: 0.344, SLG: 0.563										5	1	2	3	0	2	5						
Corey Patterson, L OBP: 0.313, SLG: 0.419										3	0	0	0	1	1	1						
Michael Barrett, R OBP: 0.327, SLG: 0.489										3	0	1	1	0	0	0						
Sergio Mitre, R (1, 1)										2	0	0	0	1	1	0						
25 Derrek Lee, R OBP: 0.375, SLG: 0.443										1	0	0	0	0	1	1						
Inning Stats	R: 0 E: 0 K: 1 S: 8	H: 0 LOB: 0 BB: 0 P: 14	R: 1 E: 0 K: 1 S: 12	H: 2 LOB: 3 BB: 2 P: 25	R: 1 E: 0 K: 2 S: 10	H: 1 LOB: 0 BB: 0 P: 13	R: 0 E: 0 K: 0 S: 7	H: 1 LOB: 0 BB: 0 P: 12	R: 5 E: 1 K: 0 S: 16	H: 5 LOB: 0 BB: 0 P: 25	R: 0 E: 0 K: 2 S: 13	H: 0 LOB: 0 BB: 0 P: 17	R: 0 E: 0 K: 0 S: 9	H: 3 LOB: 2 BB: 0 P: 12	R: 0 E: 0 K: 2 S: 12	H: 2 LOB: 2 BB: 0 P: 17	R: 0 E: 0 K: 2 S: 9	H: 0 LOB: 1 BB: 1 P: 14	1B: 10 2B: 2 3B: 0 HR: 3	SF: 1 SAC: 0 DP: 1 HBP: 0	WP: 1 PB: 0 SB: 0 CS: 1	PA: 42
PITCHER	IP	WLS	BF	H	R	ER	SO	BB	IBB	HBP	BLK	WP	HR	S	P	ERA	WHIP					
Adam Eaton, R ERA: 5.51	5.0	L	25	9	7	7	4	1	1	0	0	1	3	53	89	12.60	2.000					
Jay Witasick, R ERA: 1.99	3.0		13	5	0	0	4	0	0	0	0	0	0	34	46	0.00	1.667					
Akinori Otsuka, R ERA: 0.95	1.0		4	0	0	0	2	1	0	0	0	0	0	9	14	0.00	1.000					

Chicago Cubs @ San Diego Padres
PETCO Park, San Diego, CA
Sat May 15 2004, 10:05 PM EDT
Att: 42,064 - Cloudy - 67 F

livebaseballscores.com

AB 38
R 7
H 14
RBI 7
BB 3
SO 10
LOB 18



Batter	1	2	3	4	5	6	7	8	9	AB	R	H	RBI	BB	SO	LOB	BOTTOM					
Sean Burroughs, L OBP: 0.375, SLG: 0.406	G5-3				G3-1					5	2	3	1	0	0	0						
Mark Loretta, R OBP: 0.353, SLG: 0.447										4	0	0	0	1	0	4						
24 Brian Giles, L OBP: 0.364, SLG: 0.457										5	0	2	2	0	1	2						
Phil Nevin, R OBP: 0.331, SLG: 0.399										3	0	0	0	2	2	2						
Ryan Klesko, L OBP: 0.333, SLG: 0.385										5	0	1	1	0	1	2						
Terrence Long, L OBP: 0.359, SLG: 0.397										4	0	1	0	0	0	2						
Ramon Hernandez, R OBP: 0.318, SLG: 0.354										3	2	1	1	1	0	1						
3 Khalil Greene, R OBP: 0.350, SLG: 0.405										3	0	1	0	1	1	1						
Adam Eaton, R OBP: 0.211, SLG: 0.235 Jay Witasick, R (6, 1)										2	1	0	0	0	1	3						
Kerry Robinson, L OBP: 0.378, SLG: 0.353 Akinori Otsuka, R (9, 1)										1	0	0	0	0	0	0						
										0	0	0	0	0	0	0						
Inning Stats	R: 0 E: 0 K: 0 S: 9	H: 0 LOB: 1 BB: 1 P: 20	R: 0 E: 0 K: 0 S: 8	H: 0 LOB: 0 BB: 0 P: 10	R: 2 E: 0 K: 1 S: 10	H: 3 LOB: 1 BB: 0 P: 12	R: 0 E: 0 K: 2 S: 14	H: 1 LOB: 2 BB: 1 P: 23	R: 0 E: 0 K: 0 S: 9	H: 1 LOB: 0 BB: 1 P: 16	R: 1 E: 0 K: 0 S: 7	H: 1 LOB: 0 BB: 0 P: 14	R: 1 E: 0 K: 0 S: 17	H: 2 LOB: 2 BB: 1 P: 28	R: 1 E: 0 K: 1 S: 9	H: 1 LOB: 1 BB: 1 P: 14	R: 0 E: 0 K: 2 S: 9	H: 0 LOB: 0 BB: 0 P: 15	1B: 6 2B: 2 3B: 0 HR: 1	SF: 0 SAC: 0 DP: 0 HBP: 0	WP: 0 PB: 0 SB: 0 CS: 0	PA: 41
PITCHER	IP	WLS	BF	H	R	ER	SO	BB	IBB	HBP	BLK	WP	HR	S	P	ERA	WHIP					
Sergio Mitre, R ERA: 4.93	6.0	W	27	6	3	3	3	3	0	0	0	1	0	11	15	4.50	1.500					
Kent Mercker, L ERA: 2.84	0.2		3	1	1	1	0	0	0	0	0	0	0	11	15	13.50	1.500					
Kyle Farnsworth, R ERA: 4.8	1.0		7	2	1	1	1	2	0	0	0	0	0	14	26	9.00	4.000					
LaTroy Hawkins, R ERA: 1.45	1.1	S	4	0	0	0	2	0	0	0	0	0	0	10	16	0.00	0.000					

Chicago Cubs @ San Diego Padres
PETCO Park, San Diego, CA
Sat May 15 2004, 10:05 PM EDT
Att: 42,064 - Cloudy - 67 F

livebaseballscores.com

AB 36
R 5
H 9
RBI 5
BB 5
SO 6
LOB 18



Batter	1	2	3	4	5	6	7	8	9	AB	R	H	RBI	BB	SO	LOB	TOP		
Ray Durham, S (1,4) OBP: 0.333, SLG: 0.424	G4-3		P4		G4-3			K		4	0	0	0	0	1	3	San Francisco Giants @ Chicago Cubs Wrigley Field, Chicago, IL Tue May 18 2004, 7:05 PM CDT Att: 38,958 - Overcast - 51 F		
J.T. Snow, L (1,3) OBP: 0.336, SLG: 0.333	K				G4-3			K		3	0	0	0	1	2	1			
Marquis Grissom, R (1,8) OBP: 0.371, SLG: 0.542	K		G3-1					F8		4	0	0	0	0	1	4			
Barry Bonds, L (1,7) OBP: 0.624, SLG: 0.818		F8			G4-1 1B			G1-3		2	1	0	0	2	0	0			
Edgardo Alfonzo, R (1,5) OBP: 0.341, SLG: 0.364		L3 1B			P4			F8		4	0	1	0	0	0	2			
A.J. Pierzynski, L (1,2) OBP: 0.277, SLG: 0.324		L3 1-1			G4-1			F8		4	0	1	0	0	0	2			
Pedro Feliz, R (1,6) OBP: 0.308, SLG: 0.522								G6-3		3	0	2	1	0	0	0			
Neftali Perez, S (7,6) OBP: 0.245, SLG: 0.264								K		1	0	0	0	0	1	1			
Michael Tucker, L (1,9) OBP: 0.328, SLG: 0.339								G4-3		3	0	0	0	0	1	2			
Jason Schmidt, R (1,1) OBP: 0.200, SLG: 0.400								K		3	0	2	0	0	1	0			
Inning Stats	R: 0 H: 0 E: 0 K: 2 S: 8	H: 0 LOB: 0 BB: 0 P: 14	R: 0 H: 1 E: 0 K: 0 S: 8	LOB: 0 BB: 0 P: 11	R: 0 H: 2 E: 0 K: 0 S: 12	LOB: 3 BB: 1 P: 24	R: 1 H: 1 E: 0 K: 1 S: 16	H: 1 LOB: 1 BB: 1 P: 24	R: 0 H: 0 E: 0 K: 0 S: 6	H: 0 LOB: 0 BB: 0 P: 8	R: 0 H: 0 E: 0 K: 0 S: 5	H: 0 LOB: 0 BB: 0 P: 6	R: 0 H: 1 E: 0 K: 2 S: 11	H: 1 LOB: 1 BB: 0 P: 19	R: 0 H: 1 E: 0 K: 1 S: 12	H: 1 LOB: 1 BB: 1 P: 20	1B: 5 2B: 3 3B: 0 HR: 0	SF: 0 SAC: 0 DP: 2 HBP: 0	WP: 2 PA: 34 PB: 0 SB: 0 CS: 0
PITCHER	IP	WLS	BF	H	R	ER	SO	BB	IBB	HBP	BLK	WP	HR	S	P	ERA	WHIP		
Matt Clement, R (1,1) ERA: 2.53	8.0	L	30	5	1	1	6	2	0	0	0	2	0	72	116	1.12	0.875		
Kyle Farnsworth, R (9,1) ERA: 4.24	1.0		4	1	0	0	1	1	0	0	0	0	0	12	20	0.00	2.000		

Batter	1	2	3	4	5	6	7	8	9	AB	R	H	RBI	BB	SO	LOB	BOTTOM				
Todd Walker, L (1,4) OBP: 0.403, SLG: 0.490	K		G4-3						F8	4	0	0	0	0	1	1	San Francisco Giants @ Chicago Cubs Wrigley Field, Chicago, IL Tue May 18 2004, 7:05 PM CDT Att: 38,958 - Overcast - 51 F				
Ramon Martinez, R (1,6) OBP: 0.329, SLG: 0.314					F9			K		3	0	0	0	0	1	0					
Jose Macias, S (9,PH) OBP: 0.326, SLG: 0.488								K		1	0	0	0	0	0	0					
Todd Hollandsworth, L (1,9) OBP: 0.449, SLG: 0.659								K		4	0	0	0	0	3	0					
Moises Alou, R (1,7) OBP: 0.348, SLG: 0.582		F8						G6-3		2	0	0	0	1	0	0					
16 Aramis Ramirez, R (1,5) OBP: 0.341, SLG: 0.557		F8						L9		3	0	0	0	0	0	1					
25 Derrek Lee, R (1,3) OBP: 0.358, SLG: 0.419								G6-3		3	0	0	0	0	1	0					
Corey Patterson, L (1,8) OBP: 0.312, SLG: 0.408								K		3	0	0	0	0	3	0					
Michael Barrett, R (1,2) OBP: 0.333, SLG: 0.515								F9		3	0	1	0	0	1	0					
Matt Clement, R (1,1) OBP: 0.118, SLG: 0.118								K		2	0	0	0	0	2	1					
Tom Goodwin, L (8,PH) OBP: 0.182, SLG: 0.250								K		1	0	0	0	0	1	0					
Kyle Farnsworth, R (9,1) ERA: 4.24								K		0	0	0	0	0	0	0					
Inning Stats	R: 0 H: 0 E: 0 K: 2 S: 8	H: 0 LOB: 0 BB: 0 P: 10	R: 0 H: 0 E: 0 K: 1 S: 7	LOB: 0 BB: 0 P: 13	R: 0 H: 0 E: 0 K: 2 S: 10	LOB: 1 BB: 0 P: 16	R: 0 H: 0 E: 0 K: 1 S: 12	H: 0 LOB: 1 BB: 1 P: 21	R: 0 H: 1 E: 0 K: 2 S: 14	H: 1 LOB: 1 BB: 0 P: 24	R: 0 H: 0 E: 0 K: 2 S: 15	H: 0 LOB: 0 BB: 0 P: 20	R: 0 H: 0 E: 0 K: 0 S: 8	H: 0 LOB: 0 BB: 0 P: 13	R: 0 H: 0 E: 0 K: 3 S: 11	H: 0 LOB: 0 BB: 0 P: 16	R: 0 H: 0 E: 0 K: 0 S: 7	H: 0 LOB: 0 BB: 0 P: 11	1B: 1 2B: 0 3B: 0 HR: 0	SF: 0 SAC: 0 DP: 0 HBP: 0	WP: 1 PA: 30 PB: 0 SB: 0 CS: 0
PITCHER	IP	WLS	BF	H	R	ER	SO	BB	IBB	HBP	BLK	WP	HR	S	P	ERA	WHIP				
Jason Schmidt, R (1,1) ERA: 3.06	9.0	W	30	1	0	0	13	1	0	0	0	1	0	92	144	0.00	0.222				

AB	31
R	1
H	6
RBI	1
BB	3
SO	7
LOB	15

AB	29
R	0
H	1
RBI	0
BB	1
SO	13
LOB	3



Batter	1	2	3	4	5	6	7	8	9	10	AB	R	H	RBI	BB	SO	LOB	TOP				
Dustin Mohr, R OBP: 0.298, SLG: 0.239 (1, 7)	G4-3		G5-3	K			G5-3		BB BB		4	0	0	0	1	1	2	San Francisco Giants @ Chicago Cubs Wrigley Field, Chicago, IL Thu May 20 2004, 1:20 PM CDT Att: 39,349 - Cloudy - 78 F				
J.T. Snow, L OBP: 0.343, SLG: 0.331 (1, 3)	F7		1B		G3-1		FC5-4 1B		FC4-6 BB		4	1	2	0	1	0	0					
Marquis Grissom, R OBP: 0.373, SLG: 0.530 (1, 8)	S 1B		1B WP		P6		K		FC4-6		5	1	2	0	0	1	3					
Pedro Feliz, R OBP: 0.307, SLG: 0.528 (1, 6)	K		1B WP		HR		FC5-4			K	5	1	2	2	0	2	2					
Edgardo Alfonzo, R OBP: 0.351, SLG: 0.351 (1, 5)		G1-3 1B	F8		K		K		L7		5	0	1	0	0	2	1					
Michael Tucker, L OBP: 0.344, SLG: 0.379 (1, 9)		G1-3		L9 FC5-4 2B		F7		K		HR BB	4	1	1	0	1	1	1					
Neifi Perez, S OBP: 0.243, SLG: 0.284 (1, 4)		G1-3		L9		L9		B3		HR	5	1	1	2	0	0	2					
Yovani Torrealba, R OBP: 0.321, SLG: 0.318 (1, 2)			FC5-2-5 HBP		1B		1B		F8		5	0	1	0	0	2	2					
Dustin Hermanson, R Jim Brower, R Scott Eyre, L Felix Rodriguez, R A.J. Pierzynski, L Matt Herges, L (1, 11) (6, 1) (7, 1) (7, 1) (6, PH) (8, 1)			K		K		K		G4-3		2	0	0	0	0	2	1					
Inning Stats	R: 0 E: 0 K: 1 S: 14	H: 1 LOB: 1 BB: 0 P: 18	R: 0 E: 0 K: 1 S: 7	H: 1 LOB: 1 BB: 0 P: 9	R: 2 E: 0 K: 1 S: 15	H: 3 LOB: 1 BB: 0 P: 22	R: 0 E: 0 K: 1 S: 14	H: 1 LOB: 2 BB: 0 P: 20	R: 1 E: 0 K: 1 S: 8	H: 1 LOB: 0 BB: 0 P: 11	R: 0 E: 0 K: 1 S: 9	H: 1 LOB: 1 BB: 0 P: 11	R: 0 E: 0 K: 2 S: 10	H: 0 LOB: 0 BB: 0 P: 11	R: 0 E: 0 K: 0 S: 8	H: 0 LOB: 2 BB: 2 P: 17	R: 2 E: 0 K: 2 S: 10		H: 1 LOB: 0 BB: 1 P: 16	1B: 7 2B: 1 3B: 0 HR: 2	SF: 0 SAC: 0 DP: 0 HBP: 1	WP: 1 PB: 0 SB: 1 CS: 0
PITCHER	IP 7.0	WLS 31	H 9	R 3	ER 3	SO 7	BB 0	IBB 0	HBP 1	BLK 0	WP 1	HR 1	S 75	P 101	ERA 3.86	WHIP 1.286						
Greg Maddux, R ERA: 4.37 (8, 1)	1.2	7	0	0	0	2	2	0	0	0	0	0	17	26	0.00	1.200						
Francis Beltran, R ERA: 3.21 (9, 1)	1.1	L	6	1	2	2	2	1	0	0	0	0	1	11	18	13.50	1.500					

AB	40
R	5
H	10
RBI	4
BB	3
SO	11
LOB	14



Batter	1	2	3	4	5	6	7	8	9	10	AB	R	H	RBI	BB	SO	LOB	BOTTOM						
Tom Goodwin, L OBP: 0.225, SLG: 0.289 (8, 9)	B1-3		WP 1B		F8		G6-3 HR 2B		L6		5	1	2	0	0	0	0	San Francisco Giants @ Chicago Cubs Wrigley Field, Chicago, IL Thu May 20 2004, 1:20 PM CDT Att: 39,349 - Cloudy - 78 F						
Todd Walker, L OBP: 0.395, SLG: 0.477 (1, 4)	1B		F9		G4-3		G6-3		G3		5	0	1	0	0	0	2							
Moises Alou, R OBP: 0.352, SLG: 0.606 (1, 7)	K		F7		16 FC6-4 1B		HR		F7		5	1	2	2	0	1	2							
16 Aramis Ramirez, R OBP: 0.335, SLG: 0.541 (1, 5)	K		P4		FC6-4 25 1B		P3		G6-3		5	1	0	0	0	1	3							
Todd Hollandsworth, L Joe Borowski, R (1, 9) (9, 1)		G6-3		G3		25 E 1B		K			4	0	1	0	0	1	0							
25 Derek Lee, R OBP: 0.358, SLG: 0.423 (1, 3)		G3 1B		L4		E6 1B		P3		F7	4	0	2	1	0	0	0							
Ramon Martinez, R OBP: 0.322, SLG: 0.299 (1, 6)		G3		L8		BB		G5-3			3	0	0	0	1	0	1							
Paul Bako, L OBP: 0.311, SLG: 0.216 (1, 2)		IBB		P5		L8		F8			3	0	0	0	1	0	3							
Greg Maddux, R OBP: 0.053, SLG: 0.053 Jose Macias, S Francis Beltran, R Corey Patterson, L (1, 1) (7, PH) (8, 1) (9, 8)		K		P3		P4		P5			2	0	0	0	0	1	2							
Inning Stats	R: 0 E: 0 K: 2 S: 9	H: 1 LOB: 1 BB: 0 P: 13	R: 0 E: 0 K: 1 S: 12	H: 1 LOB: 2 BB: 1 P: 21	R: 0 E: 0 K: 0 S: 11	H: 1 LOB: 1 BB: 0 P: 19	R: 0 E: 0 K: 0 S: 6	H: 0 LOB: 0 BB: 0 P: 8	R: 0 E: 0 K: 0 S: 7	H: 0 LOB: 0 BB: 0 P: 12	R: 1 E: 1 K: 0 S: 14	H: 3 LOB: 3 BB: 1 P: 26	R: 2 E: 0 K: 0 S: 12	H: 2 LOB: 0 BB: 0 P: 21	R: 0 E: 0 K: 1 S: 10	H: 0 LOB: 0 BB: 0 P: 16	R: 0 E: 0 K: 0 S: 9		H: 0 LOB: 0 BB: 0 P: 11	R: 0 E: 0 K: 0 S: 6	H: 0 LOB: 0 BB: 0 P: 10	1B: 6 2B: 1 3B: 0 HR: 1	SF: 0 SAC: 0 DP: 0 HBP: 0	WP: 1 PB: 0 SB: 0 CS: 0
PITCHER	IP 5.2	WLS 23	H 5	R 1	ER 1	SO 3	BB 0	IBB 0	HBP 0	BLK 0	WP 0	HR 0	S 54	P 88	ERA 1.59	WHIP 0.882								
Dustin Hermanson, R ERA: 4.13 (8, 1)	0.2	H	5	2	1	1	0	1	0	0	0	0	10	18	13.50	4.500								
Jim Brower, R ERA: 3.29 (7, 1)	0.1	H	1	0	0	0	0	0	0	0	0	0	4	7	0.00	0.000								
Scott Eyre, L ERA: 3.12 (7, 1)	1.1	B	5	1	1	1	0	0	0	0	0	1	13	23	6.75	0.750								
Felix Rodriguez, R ERA: 2.91 Matt Herges, L ERA: 5.43 (8, 1)	2.0	W	6	0	0	0	0	0	0	0	0	0	15	21	0.00	0.000								

AB	38
R	3
H	8
RBI	3
BB	2
SO	4
LOB	13



Batter	1	2	3	4	5	6	7	8	9	AB	R	H	RBI	BB	SO	LOB	TOP								
7 Hector Luna, R OBP: 0.326, SLG: 0.436	1-3 K		1-1 2B 1B		0-3 K			2-3 K		4	1	1	0	0	3	0	St. Louis Cardinals @ Chicago Cubs Wrigley Field, Chicago, IL Sat May 22 2004, 12:20 PM CDT Att: 40,131 - Cloudy - 78 F								
Edgar Renteria, R OBP: 0.316, SLG: 0.387	2-2 F9		1-0 2B		2-0 L9			1-1 G5-3		4	0	1	1	0	0	0									
5 Albert Pujols, R OBP: 0.375, SLG: 0.561	3-3 K		0-0 G6-3			3-2 F9		0-2 2B		4	0	1	0	0	1	1									
27 Scott Rolen, R OBP: 0.401, SLG: 0.577		3-2 FC6-4 1B		4-2 G3 1B BB		0-2 1B		0-0 G6-3		3	0	2	0	1	0	1									
15 Jim Edmonds, L OBP: 0.358, SLG: 0.562	1-3 K		1-3 K		2-3 K			2-2 F7		4	0	0	0	0	3	3									
Reggie Sanders, R OBP: 0.289, SLG: 0.510	2-2 P4		1-0 G3 1B		2-1 L9			1-3 K		4	0	1	0	0	1	2									
So Taguchi, R OBP: 0.306, SLG: 0.426	0-0 FC6-4		2-2 G3		1-0 G6-3			0-1 P6		3	0	0	0	0	0	3									
Ray Lankford, L OBP: 0.371, SLG: 0.457	1-2 1B		1-2 2-3							1	0	0	0	0	0	0									
Mike Matheny, R OBP: 0.326, SLG: 0.430			1-0 F7		2-1 P4			1-3 K		3	0	0	0	0	1	2									
Woody Williams, R OBP: 0.111, SLG: 0.059	1-3 K		1-1 G4-3		1-1 G4-3			0-0 L9		2	0	0	0	0	1	0									
Kiko Calero, R										0	0	0	0	0	0	0									
Roger Cedeno, S OBP: 0.083, SLG: 0.083										1	0	0	0	0	0	0									
Julian Tavarez, L										0	0	0	0	0	0	0									
Ray King, L										0	0	0	0	0	0	0									
Inning Stats	R: 0 E: 0 K: 2 S: 9	H: 0 LOB: 0 BB: 0 P: 15	R: 0 E: 0 K: 1 S: 11	H: 1 LOB: 1 BB: 0 P: 17	R: 1 E: 0 K: 1 S: 8	H: 2 LOB: 1 BB: 0 P: 12	R: 0 E: 0 K: 1 S: 11	H: 1 LOB: 2 BB: 1 P: 21	R: 0 E: 0 K: 1 S: 6	H: 0 LOB: 0 BB: 0 P: 9	R: 0 E: 0 K: 1 S: 11	H: 1 LOB: 1 BB: 0 P: 18	R: 0 E: 0 K: 1 S: 5	H: 0 LOB: 0 BB: 0 P: 7	R: 0 E: 0 K: 1 S: 9	H: 1 LOB: 1 BB: 0 P: 12	R: 0 E: 0 K: 1 S: 10	H: 0 LOB: 0 BB: 0 P: 13	1B: 4 2B: 2 3B: 0 HR: 0	SF: 0 SAC: 0 DP: 0 HBP: 0	WP: 0 PB: 0 SB: 0 CS: 0	PA: 34			
PITCHER	IP	WLS	BF	H	R	ER	SO	BB	IBB	HBP	BLK	WP	HR	S	P	ERA	WHIP								
Glendon Rusch, L ERA: 3.66	7.2	W	30	6	1	1	9	1	0	0	0	0	0	69	110	1.17	0.913								
Kyle Farnsworth, R ERA: 3.72	0.1		1	0	0	0	0	0	0	0	0	0	0	1	1	0.00	0.000								
LaTroy Hawkins, R ERA: 1.19	1.0		3	0	0	0	1	0	0	0	0	0	0	10	13	0.00	0.000								

AB	33
R	1
H	6
RBI	1
BB	1
SO	10
LOB	12



Batter	1	2	3	4	5	6	7	8	9	AB	R	H	RBI	BB	SO	LOB	BOTTOM								
Todd Walker, L OBP: 0.391, SLG: 0.487	2-1 16 1B 1B		1-3 K		1-3 K			0-3 K		4	1	1	0	0	3	1	St. Louis Cardinals @ Chicago Cubs Wrigley Field, Chicago, IL Sat May 22 2004, 12:20 PM CDT Att: 40,131 - Cloudy - 78 F								
Michael Barrett, R OBP: 0.323, SLG: 0.535	2-1 F9		1-1 F9		0-0 F9			0-1 G6-3		4	0	0	0	0	2	2									
Moises Alou, R OBP: 0.351, SLG: 0.616	0-0 16 1B 25 2B		1-0 G1-3		0-2 G3-1 2B			2-2 G5-3		4	1	2	0	0	0	0									
16 Aramis Ramirez, R OBP: 0.337, SLG: 0.533	1-1 25 2B BB		1-1 HR		0-1 L5			2-1 L8		4	2	2	1	0	0	1									
Todd Hollandsworth, L OBP: 0.452, SLG: 0.654	4-0 25 2B SF7		0-0 HR		2-0 G3-1			4-0 BB		2	2	1	2	2	0	1									
25 Derrek Lee, R OBP: 0.359, SLG: 0.424	0-0 2B		4-1 HR		0-0 L7			3-3 K		3	0	1	2	1	1	2									
Corey Patterson, L OBP: 0.317, SLG: 0.425	1-3 2H 3H SF7		1-0 F9					0-1 SH 1B		3	1	1	1	0	1	1									
Ramon Martinez, R OBP: 0.298, SLG: 0.274	3-H F8		0-0 F9		1-1 F9			0-0 SH		3	0	0	0	0	2	2									
Glendon Rusch, L OBP: 0.143, SLG: 0.143		2-3 K		0-0 G4-3		0-2 P3		3-1 P4		3	0	0	0	0	1	1									
Kyle Farnsworth, R										0	0	0	0	0	0	0									
Damian Jackson, R OBP: 0.235, SLG: 0.286										1	0	0	0	0	0	0									
LaTroy Hawkins, R										0	0	0	0	0	0	0									
Inning Stats	R: 4 E: 0 K: 0 S: 10	H: 4 LOB: 1 BB: 1 P: 20	R: 0 E: 0 K: 2 S: 9	H: 0 LOB: 0 BB: 0 P: 13	R: 2 E: 0 K: 0 S: 8	H: 2 LOB: 1 BB: 1 P: 15	R: 0 E: 0 K: 1 S: 5	H: 0 LOB: 0 BB: 0 P: 6	R: 0 E: 0 K: 1 S: 7	H: 1 LOB: 1 BB: 0 P: 9	R: 1 E: 2 K: 1 S: 13	H: 1 LOB: 1 BB: 0 P: 13	R: 0 E: 0 K: 1 S: 8	H: 0 LOB: 1 BB: 1 P: 19	R: 0 E: 0 K: 1 S: 6	H: 0 LOB: 0 BB: 0 P: 11	1B: 5 2B: 2 3B: 0 HR: 1	SF: 1 SAC: 1 DP: 0 HBP: 0	WP: 0 PB: 0 SB: 0 CS: 0	PA: 36					
PITCHER	IP	WLS	BF	H	R	ER	SO	BB	IBB	HBP	BLK	WP	HR	S	P	ERA	WHIP								
Woody Williams, R ERA: 5.26	5.0	L	26	8	7	6	3	2	0	0	0	0	0	10	42	6.66	2.000								
Kiko Calero, R ERA: 1.93	1.0		3	0	0	0	1	0	0	0	0	0	0	10	10	0.00	0.000								
Julian Tavarez, R ERA: 2.95	1.0		4	0	0	0	1	1	0	0	0	0	0	8	19	0.00	1.000								
Ray King, L ERA: 2.3	1.0		3	0	0	0	1	0	0	0	0	0	0	6	11	0.00	0.000								

AB	31
R	7
H	8
RBI	6
BB	3
SO	6
LOB	11

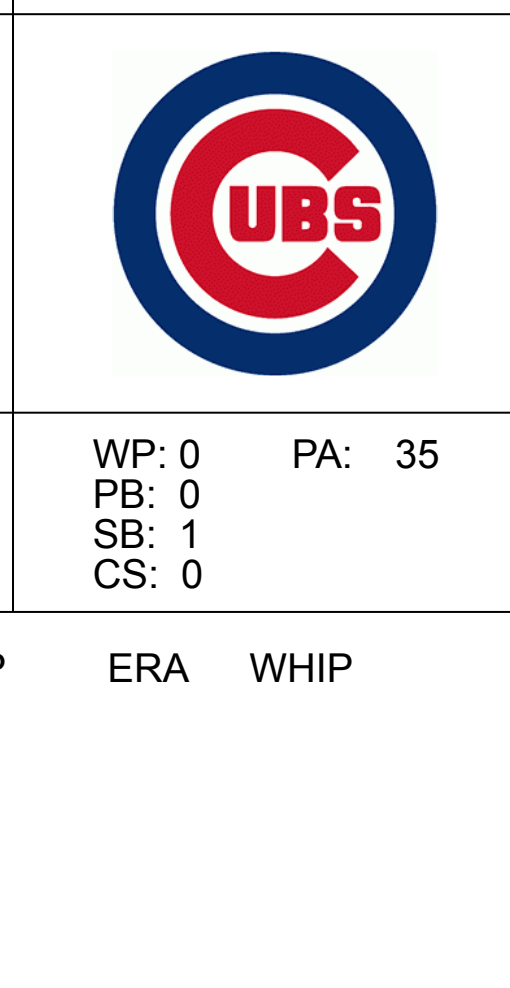


Batter	1	2	3	4	5	6	7	8	9	AB	R	H	RBI	BB	SO	LOB	TOP			
Tony Womack, L (1,4) OBP: 0.324, SLG: 0.362	1-3 K		1-0 SH1-3			2-3 K		2-2 G6-3		3	0	0	0	0	2	0	St. Louis Cardinals @ Chicago Cubs Wrigley Field, Chicago, IL Sun May 23 2004, 7:05 PM CDT Att: 40,090 - Cloudy - 77 F			
Ray Lankford, L (1,7) OBP: 0.359, SLG: 0.440	1-3 K		0-1 F9			2-2 P5		2-2 F9		4	0	0	0	0	1	1				
5 Albert Pujols, R (1,3) OBP: 0.376, SLG: 0.575	4-0 BB 27 1B		0-1 G6-3			0-1 HR		1-1 F7		3	2	1	1	1	0	1				
15 Jim Edmonds, L (1,8) OBP: 0.355, SLG: 0.551	4-2 BB 27 1B					3-3 K		2-0 G4-3		3	0	0	0	1	2	0				
27 Scott Rolen, R (1,5) OBP: 0.403, SLG: 0.594	1-1 BB					3-1 F8		0-1 HR		4	1	2	2	0	0	0				
Colin Porter, L (1,9) OBP: 0.314, SLG: 0.429		1-2 G3				0-3 K		0-1 P6		3	0	0	0	0	1	0				
Edgar Renteria, R (1,6) OBP: 0.312, SLG: 0.380		1-2 G6-3				0-0 G4-3		1-1 G5-3		3	0	0	0	0	0	0				
Mike Matheny, R (1,2) OBP: 0.319, SLG: 0.420		1-1 F8				1-0 G6-3		2-1 G3		3	0	0	0	0	0	0				
Matt Morris, R (1,1) OBP: 0.231, SLG: 0.240						0-3 K		0-0 G3		1	0	0	0	1	1	0				
Marlon Anderson, L (8,PH) OBP: 0.347, SLG: 0.523										1	0	0	0	0	0	0				
Kiko Calero, R (8,1)										0	0	0	0	0	0	0				
Ray King, L (8,1)										0	0	0	0	0	0	0				
Cal Eldred, R (8,1)										0	0	0	0	0	0	0				
Inning Stats	R: 1 E: 0 K: 2 S: 13	H: 1 LOB: 2 BB: 2 P: 24	R: 0 E: 0 K: 0 S: 8	H: 0 LOB: 0 BB: 0 P: 11	R: 0 E: 0 K: 0 S: 7	H: 0 LOB: 1 BB: 1 P: 12	R: 0 E: 0 K: 2 S: 9	H: 0 LOB: 0 BB: 0 P: 15	R: 0 E: 0 K: 1 S: 5	H: 0 LOB: 0 BB: 0 P: 6	R: 1 E: 0 K: 1 S: 11	H: 1 LOB: 0 BB: 0 P: 17	R: 1 E: 0 K: 0 S: 8	H: 1 LOB: 0 BB: 0 P: 11	R: 0 E: 0 K: 1 S: 7	H: 0 LOB: 0 BB: 0 P: 11	1B: 1 2B: 0 3B: 0 HR: 2	SF: 0 SAC: 1 DP: 0 HBP: 0	WP: 0 PB: 0 SB: 0 CS: 0	PA: 32
PITCHER	IP WLS BF H R ER SO BB IBB HBP BLK WP HR S P ERA WHIP																			
Matt Clement, R (1,1) ERA: 2.69	7.0 W 26 3 3 3 6 3 0 0 0 0 0 2 61 96 3.86 0.857																			
LaTroy Hawkins, R (8,1) ERA: 1.14	1.0 H 3 0 0 0 0 0 0 0 0 0 0 0 7 11 0.00 0.000																			
Joe Borowski, R (9,1) ERA: 6.0	1.0 S 3 0 0 0 1 0 0 0 0 0 0 0 7 11 0.00 0.000																			

Batter	1	2	3	4	5	6	7	8	9	AB	R	H	RBI	BB	SO	LOB	BOTTOM	
Tom Goodwin, L (1,9) OBP: 0.227, SLG: 0.286	3-2 1B 16 HR		0-0 FC4-5			3-2 G3		2-2 F9		4	1	1	0	0	0	1	St. Louis Cardinals @ Chicago Cubs Wrigley Field, Chicago, IL Sun May 23 2004, 7:05 PM CDT Att: 40,090 - Cloudy - 77 F	
LaTroy Hawkins, R (8,1)			2-3 G3			1-2 G1		1-1 G4-3		4	0	0	0	0	2			
Joe Borowski, R (9,1)			0-0 F9			0-1 G5-3		2-3 K		4	1	1	0	0	1			
Todd Walker, L (1,4) OBP: 0.380, SLG: 0.471	1-2 F7		2-2 G3			0-3 K		2-2 F7		4	1	2	3	0	1			
Moises Alou, R (1,7)	0-0 1B 16 HR		0-0 F9			3-1 G4-3		0-0 L8		4	0	1	0	0	0			
16 Aramis Ramirez, R (1,5) OBP: 0.341, SLG: 0.550	1-1 HR		0-0 1B			0-3 K		2-2 F7		4	1	2	3	0	1			
Corey Patterson, L (1,8)	0-0 G3-1		0-0 1B			3-1 G4-3		3-2 L8		4	0	1	0	0	0			
25 Derrek Lee, R (1,3) OBP: 0.368, SLG: 0.435	4-2 BB 2B		2-3 K			2-1 G5-4-3		3-2 2B		3	1	2	0	1	2			
Michael Barrett, R (1,2)	0-0 2B		3-2 F8			1-1 G5-4-3		4-0 IBB		3	0	1	1	1	0			
Ramon Martinez, R (1,6) OBP: 0.296, SLG: 0.284	0-1 2B		0-1 F9			1-0 G5-4-3		3-1 G1-3		4	0	1	0	0	5			
Matt Clement, R (1,1) OBP: 0.150, SLG: 0.200			0-1 FC4-5			1-2 G5-3				3	0	1	0	0	1			
Todd Hollandsworth, L (8,9)										0	0	0	0	0	0			
Inning Stats	R: 4 E: 0 K: 0 S: 18	H: 4 LOB: 1 BB: 1 P: 27	R: 0 E: 0 K: 0 S: 8	H: 1 LOB: 0 BB: 0 P: 10	R: 0 E: 0 K: 1 S: 14	H: 2 LOB: 2 BB: 0 P: 19	R: 0 E: 0 K: 1 S: 10	H: 0 LOB: 0 BB: 0 P: 14	R: 0 E: 0 K: 0 S: 8	H: 2 LOB: 1 BB: 0 P: 13	R: 0 E: 0 K: 1 S: 10	H: 0 LOB: 0 BB: 0 P: 15	R: 0 E: 0 K: 0 S: 10	H: 1 LOB: 2 BB: 1 P: 22	1B: 5 2B: 4 3B: 0 HR: 1	SF: 0 SAC: 0 DP: 1 HBP: 0	WP: 0 PB: 0 SB: 1 CS: 0	PA: 35
PITCHER	IP WLS BF H R ER SO BB IBB HBP BLK WP HR S P ERA WHIP																	
Matt Morris, R (1,1) ERA: 3.84	7.0 L 30 4 4 4 4 1 0 0 0 0 0 0 4 6 5.14 1.429																	
Kiko Calero, R (8,1) ERA: 1.5	0.1 1 0 0 0 0 0 0 0 0 0 0 0 4 6 0.00 0.000																	
Ray King, L (8,1) ERA: 2.25	0.1 1 0 0 0 0 0 0 0 0 0 0 0 1 1 0.00 0.000																	
Cal Eldred, R (8,1) ERA: 5.87	0.1 3 1 0 0 0 0 0 1 0 0 0 0 5 15 0.00 3.000																	

AB	28
R	3
H	3
RBI	3
BB	3
SO	7
LOB	2

AB	33
R	4
H	10
RBI	4
BB	2
SO	4
LOB	15



Batter	1	2	3	4	5	6	7	8	9	AB	R	H	RBI	BB	SO	LOB	TOP			
Todd Walker, L (1,4) OBP: 0.370, SLG: 0.456	F7		G4-3			K		G4-3		4	0	0	0	0	1	1				
Ramon Martinez, R (1,6) OBP: 0.284, SLG: 0.272	K		K			F9			L9	4	0	0	0	0	2	1				
Corey Patterson, L (1,8) OBP: 0.309, SLG: 0.410	F8			G4-3			P5		K	4	0	0	0	0	1	0				
Moises Alou, R (1,7)		G5-3		G6-3					K	4	0	1	0	0	1	0				
16 Aramis Ramirez, R (1,5) OBP: 0.335, SLG: 0.541		K		K					K	3	0	0	0	0	3	1				
Todd Hollandsworth, L (1,9) OBP: 0.462, SLG: 0.618					F8					2	0	1	0	1	0	0				
25 Derrek Lee, R (1,3) Mike Remlinger, L (7,1) 43 Michael Wertz, R (8,1)						F8				3	0	0	0	0	0	3				
Paul Bako, L (1,2) OBP: 0.313, SLG: 0.225			G4-3		G3				L3	3	0	1	0	0	0	0				
38 Carlos Zambrano, S (1,1) Damian Jackson, R (6,PH) Francis Beltran, R (6,1) Jason Dubois, R (7,3)			K			K			K	1	0	0	0	0	1	1				
										1	0	0	0	0	1	0				
										0	0	0	0	0	0	0				
										1	0	0	0	0	1	0				
Inning Stats	R: 0 E: 0 K: 1 S: 12	H: 0 LOB: 0 BB: 0 P: 14	R: 0 E: 0 K: 1 S: 12	H: 1 LOB: 1 BB: 0 P: 15	R: 0 E: 0 K: 2 S: 11	H: 1 LOB: 1 BB: 0 P: 14	R: 0 E: 0 K: 1 S: 7	H: 0 LOB: 0 BB: 0 P: 12	R: 0 E: 0 K: 2 S: 14	H: 0 LOB: 0 BB: 0 P: 15	R: 0 E: 0 K: 1 S: 18	H: 1 LOB: 2 BB: 1 P: 24	R: 0 E: 0 K: 1 S: 10	H: 0 LOB: 0 BB: 0 P: 12	R: 0 E: 0 K: 2 S: 9	H: 0 LOB: 0 BB: 0 P: 15	1B: 3 2B: 0 3B: 0 HR: 0	SF: 0 SAC: 0 DP: 0 HBP: 0	WP: 0 PB: 0 SB: 1 CS: 0	PA: 31
PITCHER	IP WLS BF H R ER SO BB IBB HBP BLK WP HR S P ERA WHIP																			
44 Roy Oswalt, R (1,1) ERA: 3.36	7.0 W 25 3 0 0 8 1 0 0 0 0 0 0 78 102 0.00 0.571																			
Dan Miceli, R (8,1) ERA: 2.79	1.0 3 0 0 0 1 0 0 0 0 0 0 0 10 12 0.00 0.000																			
Octavio Dotel, R (9,1) ERA: 3.27	1.0 3 0 0 0 2 0 0 0 0 0 0 0 9 15 0.00 0.000																			

Chicago Cubs @ Houston Astros
Minute Maid Park, Houston, TX
Tue May 25 2004, 7:05 PM CDT
Att: 40,154 - Unknown - 83 F

AB	30
R	0
H	3
RBI	0
BB	1
SO	11
LOB	7



Batter	1	2	3	4	5	6	7	8	9	AB	R	H	RBI	BB	SO	LOB	BOTTOM			
Craig Biggio, R (1,8) OBP: 0.361, SLG: 0.511	G6-3		G6-3			F9				4	1	1	0	0	0	0				
28 Adam Everett, R (1,6) OBP: 0.319, SLG: 0.390					SH1-4					3	1	2	0	0	1	0				
5 Jeff Bagwell, R (1,3) OBP: 0.417, SLG: 0.460										3	0	0	0	1	3	2				
Jeff Kent, R (1,4) OBP: 0.346, SLG: 0.518										2	1	1	2	1	1	2				
17 Lance Berkman, S (1,7) OBP: 0.490, SLG: 0.655										4	1	1	2	0	1	3				
Mike Lamb, L (1,5) OBP: 0.385, SLG: 0.567										4	0	3	0	0	0	0				
Raul Chavez, R (1,2) OBP: 0.258, SLG: 0.300										4	0	0	0	0	1	4				
Orlando Palmeiro, L (1,9) OBP: 0.318, SLG: 0.474 Richard Hidalgo, R (7,9) OBP: 0.313, SLG: 0.444										2	1	1	1	1	0	0				
44 Roy Oswalt, R (1,1) ERA: 2.49 Dan Miceli, R (8,1) Jose Vizcaino, S (6,PH) Octavio Dotel, R (9,1)										0	0	0	0	0	0	0				
										1	0	0	0	0	0	1				
										0	0	0	0	0	0	0				
Inning Stats	R: 0 E: 0 K: 1 S: 11	H: 1 LOB: 2 BB: 1 P: 21	R: 1 E: 0 K: 0 S: 10	H: 2 LOB: 0 BB: 0 P: 17	R: 0 E: 0 K: 2 S: 10	H: 0 LOB: 0 BB: 0 P: 15	R: 0 E: 0 K: 1 S: 15	H: 1 LOB: 3 BB: 2 P: 28	R: 3 E: 0 K: 1 S: 12	H: 4 LOB: 1 BB: 0 P: 19	R: 0 E: 0 K: 1 S: 9	H: 0 LOB: 0 BB: 0 P: 10	R: 1 E: 0 K: 2 S: 8	H: 1 LOB: 0 BB: 0 P: 13	R: 0 E: 0 K: 0 S: 8	H: 0 LOB: 1 BB: 1 P: 14	1B: 6 2B: 1 3B: 0 HR: 2	SF: 1 SAC: 1 DP: 1 HBP: 0	WP: 0 PB: 0 SB: 2 CS: 0	PA: 36
PITCHER	IP WLS BF H R ER SO BB IBB HBP BLK WP HR S P ERA WHIP																			
38 Carlos Zambrano, R (1,1) ERA: 2.49	5.0 L 25 8 4 4 4 3 0 0 0 0 0 0 58 100 7.20 2.200																			
Francis Beltran, R (6,1) ERA: 3.45	1.2 6 1 1 1 2 0 0 0 0 0 0 0 14 18 5.40 0.600																			
Mike Remlinger, L (7,1) ERA:	0.2 2 0 0 0 1 0 0 0 0 0 0 0 4 6 0.00 0.000																			
43 Michael Wertz, R (8,1) ERA: 9.84	0.2 3 0 0 0 0 1 0 0 0 0 0 0 7 13 0.00 1.500																			

Chicago Cubs @ Houston Astros
Minute Maid Park, Houston, TX
Tue May 25 2004, 7:05 PM CDT
Att: 40,154 - Unknown - 83 F

AB	30
R	5
H	9
RBI	5
BB	4
SO	8
LOB	15



Batter	1	2	3	4	5	6	7	8	9	AB	R	H	RBI	BB	SO	LOB	TOP								
Todd Walker, L OBP: 0.375, SLG: 0.454 Joe Borowski, R	G6-3		FC1 1B		G1-2-3 SH 1B		1B HR BB		G5-3	4	1	2	0	1	0	0									
Rey Ordonez, R	G5-3		FC1		SH G1-2-3		P3		K	4	0	0	0	0	1	3									
Moises Alou, R OBP: 0.356, SLG: 0.592			F8		G1-2-3		16 BB HR 1B		16 2B BB	4	1	2	0	1	0	5									
16 Aramis Ramirez, R OBP: 0.345, SLG: 0.550	F8			1B 2B	G4-3		1B HR BB			4	2	2	0	1	0	3									
Todd Hollandsworth, L OBP: 0.431, SLG: 0.639 Michael Barrett, R OBP: 0.336, SLG: 0.599	G4-3		G4-3		L8		1B HR		K	3	0	0	0	0	0	1									
25 Derrek Lee, R OBP: 0.352, SLG: 0.408	K		K		F9		G5-3			4	0	0	0	0	2	1									
Corey Patterson, L OBP: 0.317, SLG: 0.407	G4-3			2H 1B		BB		CS 1B		3	0	2	1	1	0	0									
Paul Bako, L OBP: 0.324, SLG: 0.239 Francis Beltran, R Mike Remlinger, L Jason Dubois, R LaTroy Hawkins, R Ramon Martinez, R OBP: 0.274, SLG: 0.266			1B FC1 1B		G6-3		G3		G6-3	3	0	1	0	0	0	2									
Matt Clement, R OBP: 0.182, SLG: 0.190 Jimmy Anderson, L David Kelton, R			K				K		G4-3	1	0	0	0	1	1										
Inning Stats	R: 0 E: 0 K: 0 S: 9	H: 1 LOB: 1 BB: 0 P: 14	R: 0 E: 0 K: 1 S: 6	H: 0 LOB: 0 BB: 0 P: 10	R: 0 E: 0 K: 1 S: 13	H: 2 LOB: 2 BB: 0 P: 18	R: 1 E: 0 K: 1 S: 11	H: 2 LOB: 1 BB: 0 P: 17	R: 0 E: 0 K: 0 S: 8	H: 0 LOB: 1 BB: 1 P: 15	R: 0 E: 0 K: 0 S: 7	H: 0 LOB: 1 BB: 1 P: 14	R: 4 E: 0 K: 1 S: 21	H: 2 LOB: 2 BB: 2 P: 35	R: 0 E: 0 K: 0 S: 6	H: 1 LOB: 0 BB: 0 P: 9	R: 0 E: 0 K: 2 S: 13	H: 1 LOB: 2 BB: 1 P: 19	1B: 7 2B: 2 3B: 0 HR: 1	SF: 0 SAC: 1 DP: 1 HBP: 0	WP: 0 PB: 0 SB: 1 CS: 1	PA: 41			
PITCHER	IP	WLS	BF	H	R	ER	SO	BB	IBB	HBP	BLK	WP	HR	S	P	ERA	WHIP								
Kip Wells, R ERA: 4.03	6.2		31	7	4	4	4	4	0	0	0	0	0	69	114	5.40	1.650								
37 Mike Johnston, L ERA: 1.53	0.1	B	3	2	1	1	0	0	0	0	0	0	1	7	10	27.00	6.000								
Brian Meadows, R ERA: 1.98	1.0		2	0	0	0	0	0	0	0	0	0	0	5	8	0.00	0.000								
16 Salomon Torres, R ERA: 3.0	1.0	W	5	1	0	0	2	1	0	0	0	0	0	13	19	0.00	2.000								

Chicago Cubs @ Pittsburgh Pirates
PNC Park, Pittsburgh, PA
Fri May 28 2004, 5:05 PM EDT
Cloudy - 67 F

AB	35
R	5
H	10
RBI	5
BB	5
SO	6
LOB	19



Batter	1	2	3	4	5	6	7	8	9	AB	R	H	RBI	BB	SO	LOB	BOTTOM								
18 Jason Kendall, R OBP: 0.386, SLG: 0.354	G1-3		F8		2 1B SF9 HBP		G5-3		IBB HR 1B	4	2	1	0	0	2										
2 Jack Wilson, R OBP: 0.374, SLG: 0.539	K		K		SF9 1B		1B		L8	5	0	2	2	0	2	4									
Daryle Ward, L OBP: 0.393, SLG: 0.789	K			P5	SF9		1B		HR IBB	3	1	1	1	1	1	0									
Craig Wilson, R OBP: 0.414, SLG: 0.617		K		G5-3	HBP				K	4	0	0	0	0	2	3									
Rob Mackowiak, L OBP: 0.340, SLG: 0.521		K		F9	K		G4-3		HR	5	1	1	4	0	2	2									
Randall Simon, L OBP: 0.283, SLG: 0.278 Jose Castillo, R OBP: 0.345, SLG: 0.380 16 Salomon Torres, R		F7			1B HBP WP 1B		G6-3		PB 1B	4	1	2	0	0	0	0									
Bobby Hill, S OBP: 0.386, SLG: 0.392 37 Mike Johnston, L Brian Meadows, R Jason Bay, R OBP: 0.400, SLG: 0.511			F8		WP 2 1B HBP		G5-3		G6-3	2	1	0	0	0	0	0									
Tike Redman, L OBP: 0.264, SLG: 0.339			18 F8 BB 1B		2 1B WP		G3-1		1B 3B	4	2	3	0	0	0	0									
Kip Wells, R OBP: 0.222, SLG: 0.353 Abraham Nunez, S OBP: 0.300, SLG: 0.386					1-2 2-3 3H 1B		F8		18 1B HR 1B	1	0	0	0	1	1	2									
Inning Stats	R: 0 E: 0 K: 2 S: 12	H: 0 LOB: 0 BB: 0 P: 14	R: 0 E: 0 K: 2 S: 8	H: 0 LOB: 0 BB: 0 P: 11	R: 0 E: 0 K: 1 S: 12	H: 1 LOB: 1 BB: 1 P: 20	R: 0 E: 0 K: 0 S: 3	H: 0 LOB: 0 BB: 0 P: 4	R: 4 E: 0 K: 2 S: 19	H: 3 LOB: 2 BB: 0 P: 34	R: 0 E: 0 K: 0 S: 5	H: 0 LOB: 2 BB: 0 P: 7	R: 0 E: 0 K: 0 S: 13	H: 2 LOB: 2 BB: 0 P: 18	R: 0 E: 0 K: 0 S: 8	H: 1 LOB: 0 BB: 0 P: 10	R: 5 E: 0 K: 1 S: 16	H: 4 LOB: 1 BB: 1 P: 31	1B: 9 2B: 0 3B: 1 HR: 1	SF: 1 SAC: 0 DP: 0 HBP: 3	WP: 1 PB: 1 SB: 0 CS: 0	PA: 41			
PITCHER	IP	WLS	BF	H	R	ER	SO	BB	IBB	HBP	BLK	WP	HR	S	P	ERA	WHIP								
Matt Clement, R ERA: 3.05	1.1		4	0	0	0	1	0	0	0	0	0	0	8	10	0.00	0.000								
Francis Beltran, R ERA: 3.31	0.2	H	3	1	0	0	0	0	0	0	0	0	0	7	10	0.00	1.500								
Mike Remlinger, L ERA	0.1	H	1	1	0	0	0	0	0	0	0	0	0	6	8	0.00	3.000								
LaTroy Hawkins, R ERA: 1.05	1.0	H	4	1	0	0	0	0	0	0	0	0	0	8	10	0.00	1.000								

Chicago Cubs @ Pittsburgh Pirates
PNC Park, Pittsburgh, PA
Fri May 28 2004, 5:05 PM EDT
Cloudy - 67 F

AB	35
R	9
H	11
RBI	8
BB	2
SO	8
LOB	14



Batter	1	2	3	4	5	6	7	8	9	AB	R	H	RBI	BB	SO	LOB	TOP										
Craig Biggio, R OBP: 0.353, SLG: 0.493 (1, 8)	F9		G3														4 0 2 0 1 0 0										
28 Adam Everett, R OBP: 0.325, SLG: 0.386 (1, 6)	P4																5 0 1 0 0 1 5										
5 Jeff Bagwell, R OBP: 0.407, SLG: 0.478 (1, 3)	G6-3																4 0 1 0 0 0 0										
Jeff Kent, R OBP: 0.351, SLG: 0.521 (1, 4)																	4 0 1 0 0 1 2										
17 Lance Berkman, S OBP: 0.495, SLG: 0.699 (1, 7)																	4 1 2 1 0 0 1										
Morgan Ensberg, R OBP: 0.328, SLG: 0.356 (1, 5)																	4 0 1 0 0 1 1										
Richard Hidalgo, R OBP: 0.321, SLG: 0.444 (1, 9)																	3 0 1 0 1 1 0										
Raul Chavez, R OBP: 0.242, SLG: 0.281 (1, 2)																	2 0 0 0 0 0 2										
Jose Vizcaino, S OBP: 0.233, SLG: 0.222 (9, PH)																	1 0 1 0 0 0 0										
44 Roy Oswalt, R OBP: 0.160, SLG: 0.174 (1, 1)																	2 0 0 0 0 1 0										
Mike Lamb, L OBP: 0.373, SLG: 0.571 (7, PH)																	1 0 0 0 0 0 1										
Mike Gallo, L OBP: 0.373, SLG: 0.571 (7, 1)																	0 0 0 0 0 0 0										
Chad Harville, R OBP: 0.294, SLG: 0.409 (8, 1)																	0 0 0 0 0 0 0										
Orlando Palmeiro, L OBP: 0.294, SLG: 0.409 (9, PH)																	1 0 0 0 0 1 1										
Inning Stats	R: 0 E: 0 K: 0 S: 14	H: 0 LOB: 0 BB: 0 P: 21	R: 0 E: 0 K: 0 S: 7	H: 2 LOB: 2 BB: 1 P: 11	R: 0 E: 0 K: 1 S: 9	H: 2 LOB: 2 BB: 0 P: 15	R: 0 E: 0 K: 1 S: 5	H: 0 LOB: 0 BB: 0 P: 9	R: 0 E: 0 K: 0 S: 8	H: 1 LOB: 1 BB: 0 P: 10	R: 1 E: 0 K: 1 S: 9	H: 1 LOB: 0 BB: 0 P: 15	R: 0 E: 0 K: 1 S: 11	H: 1 LOB: 2 BB: 1 P: 18	R: 0 E: 0 K: 1 S: 7	H: 1 LOB: 1 BB: 0 P: 8	R: 0 E: 0 K: 1 S: 7	H: 2 LOB: 2 BB: 0 P: 11	1B: 7 2B: 2 3B: 0 HR: 1	SF: 0 SAC: 1 DP: 1 HBP: 0	WP: 0 PB: 0 SB: 0 CS: 0	PA: 38					
PITCHER	IP	WLS	BF	H	R	ER	SO	BB	IBB	HBP	BLK	WP	HR	S	P	ERA	WHIP										
Greg Maddux, R ERA: 4.41 (1, 1)	6.2	W	28	7	1	1	3	1	1	0	0	0	1	58	94	1.35	1.200										
Kyle Farnsworth, R ERA: 3.69 (7, 1)	0.1	H	1	0	0	0	1	0	0	0	0	0	0	5	5	0.00	0.000										
LaTroy Hawkins, R ERA: 1.57 (8, 1)	1.0	H	4	1	0	0	1	0	0	0	0	0	0	7	8	0.00	1.000										
Joe Borowski, R ERA: 7.4 (9, 1)	1.0	S	5	2	0	0	1	0	0	0	0	0	0	7	11	0.00	2.000										

Houston Astros @ Chicago Cubs
Wrigley Field, Chicago, IL
Mon May 31 2004, 3:05 PM CDT
Att: 39,380 - Sunny - 61 F

AB	35
R	1
H	10
RBI	1
BB	2
SO	6
LOB	13



Batter	1	2	3	4	5	6	7	8	9	AB	R	H	RBI	BB	SO	LOB	BOTTOM										
Todd Walker, L OBP: 0.383, SLG: 0.451 (1, 4)	P6	G1-3															4 0 0 0 0 1 2										
25 Derek Lee, R OBP: 0.343, SLG: 0.423 (1, 3)	F9																4 0 0 0 0 1 0										
Corey Patterson, L OBP: 0.323, SLG: 0.426 (1, 8)																	4 1 2 0 0 0 0										
Moises Alou, R OBP: 0.361, SLG: 0.597 (1, 7)																	4 1 3 2 0 0 1										
16 Aramis Ramirez, R OBP: 0.355, SLG: 0.558 (1, 5)																	4 0 1 0 0 1 2										
Todd Hollandsworth, L OBP: 0.405, SLG: 0.597 (1, 9)																	4 1 1 0 0 1 1										
Ramon Martinez, R OBP: 0.305, SLG: 0.299 (1, 6)																	3 0 1 1 0 0 0										
Paul Bako, L OBP: 0.352, SLG: 0.304 (1, 2)																	3 0 3 0 0 0 0										
Greg Maddux, R OBP: 0.043, SLG: 0.043 (1, 1)																	2 0 0 0 0 1 1										
Kyle Farnsworth, R ERA: 1.99 (7, 1)																	0 0 0 0 0 0 0										
LaTroy Hawkins, R ERA: 1.57 (8, 1)																	0 0 0 0 0 0 0										
Joe Borowski, R ERA: 7.4 (9, 1)																	0 0 0 0 0 0 0										
Inning Stats	R: 0 E: 0 K: 0 S: 9	H: 1 LOB: 1 BB: 0 P: 13	R: 1 E: 1 K: 0 S: 10	H: 3 LOB: 2 BB: 0 P: 13	R: 0 E: 0 K: 1 S: 7	H: 1 LOB: 1 BB: 0 P: 10	R: 0 E: 0 K: 1 S: 9	H: 1 LOB: 1 BB: 0 P: 13	R: 2 E: 0 K: 2 S: 13	H: 3 LOB: 1 BB: 0 P: 19	R: 0 E: 0 K: 0 S: 6	H: 1 LOB: 0 BB: 0 P: 9	R: 0 E: 0 K: 0 S: 4	H: 0 LOB: 0 BB: 0 P: 6	R: 0 E: 0 K: 1 S: 5	H: 1 LOB: 0 BB: 0 P: 5	R: 0 E: 0 K: 1 S: 5	H: 1 LOB: 0 BB: 0 P: 5	1B: 7 2B: 3 3B: 0 HR: 1	SF: 0 SAC: 1 DP: 1 HBP: 0	WP: 0 PB: 0 SB: 0 CS: 0	PA: 33					
PITCHER	IP	WLS	BF	H	R	ER	SO	BB	IBB	HBP	BLK	WP	HR	S	P	ERA	WHIP										
44 Roy Oswalt, R ERA: 3.45 (1, 1)	6.0	L	27	10	3	3	4	0	0	0	0	0	0	54	77	4.50	1.667										
Mike Gallo, L ERA: 1.99 (7, 1)	1.0		3	0	0	0	0	0	0	0	0	0	0	4	6	0.00	0.000										
Chad Harville, R ERA: 3.48 (8, 1)	1.0		3	1	0	0	1	0	0	0	0	0	0	5	5	0.00	1.000										

Houston Astros @ Chicago Cubs
Wrigley Field, Chicago, IL
Mon May 31 2004, 3:05 PM CDT
Att: 39,380 - Sunny - 61 F

AB	32
R	3
H	11
RBI	3
BB	0
SO	5
LOB	7



Batter	1	2	3	4	5	6	7	8	9	AB	R	H	RBI	BB	SO	LOB	TOP										
Craig Biggio, R OBP: 0.354, SLG: 0.488 (1, 8)	2-1 SH1-4 28 HR 5 HR HBP	1-2 FC6-4 1B		2-2 G4-3			1-0 F8	1-2 G6-3		4	1	1	0	0	0	1											
28 Adam Everett, R OBP: 0.319, SLG: 0.378 (1, 6)	0-0 SH1-4	1-0 FC6-4		0-0 P3			3-2 F7		2-2 G5-3	4	0	0	0	0	0	2											
5 Jeff Bagwell, R OBP: 0.407, SLG: 0.489 (1, 3)	2-2 HR		3-3 K		1-3 K		4-2 BB		3-2 G3	4	1	1	2	1	2	0											
Jeff Kent, R OBP: 0.347, SLG: 0.528 (1, 4)	3-3 K		2-2 HR		2-1 L5		1-1 L7		1-1 G3-1	5	1	1	1	0	1	1											
17 Lance Berkman, S OBP: 0.500, SLG: 0.697 (1, 7)	3-2 1B		4-1 1B BB		4-2 BB			2-0 F8		2	0	1	0	2	0	0											
Richard Hidalgo, R OBP: 0.320, SLG: 0.440 (1, 9)	1-2 F8		1-1 F9		2-2 F9			0-1 E 2B 1B		4	1	1	0	0	0	3											
Morgan Ensberg, R OBP: 0.333, SLG: 0.360 (1, 5)		1-1 CS 1B	1-0 1B		1-3 1B		1-3 K	2-2 F9		4	0	2	0	0	1	1											
Brad Ausmus, R OBP: 0.317, SLG: 0.338 (1, 2)		1-1 G5-3	2-3 K		0-0 G4-3			1-2 E4 2B		4	1	0	0	0	1	4											
Brandon Duckworth, R OBP: 0.296, SLG: 0.143 (4, 1)		2-2 1B		1-2 L9		0-3 K		1-2 2B		2	0	1	0	0	0	0											
16 Jason Lane, R OBP: 0.278, SLG: 0.300 (6, PH)										0	0	0	0	0	0	0											
41 Brandon Backe, R OBP: 0.300, SLG: 0.300 (6, PH)										0	0	0	0	0	0	0											
Dan Miceli, R OBP: 0.300, SLG: 0.300 (6, PH)										0	0	0	0	0	0	0											
Mike Lamb, L OBP: 0.300, SLG: 0.300 (6, PH)										0	0	0	0	0	0	0											
54 Brad Lidge, R OBP: 0.300, SLG: 0.300 (6, PH)										0	0	0	0	0	0	0											
Octavio Dotel, R OBP: 0.300, SLG: 0.300 (6, PH)										0	0	0	0	0	0	0											
Inning Stats	R: 2 E: 0 K: 1 S: 15	H: 2 LOB: 1 BB: 0 P: 26	R: 0 E: 0 K: 0 S: 11	H: 3 LOB: 2 BB: 0 P: 17	R: 1 E: 0 K: 2 S: 15	H: 2 LOB: 2 BB: 1 P: 28	R: 0 E: 0 K: 0 S: 8	H: 0 LOB: 0 BB: 0 P: 11	R: 0 E: 0 K: 1 S: 10	H: 0 LOB: 1 BB: 1 P: 19	R: 0 E: 0 K: 0 S: 9	H: 0 LOB: 0 BB: 0 P: 10	R: 0 E: 0 K: 0 S: 9	H: 0 LOB: 1 BB: 1 P: 18	R: 2 E: 1 K: 0 S: 15	H: 2 LOB: 1 BB: 0 P: 22	R: 0 E: 0 K: 0 S: 9	H: 0 LOB: 0 BB: 0 P: 15	1B: 6 2B: 1 3B: 0 HR: 2	SF: 0 SAC: 1 DP: 0 HBP: 1	WP: 0 PB: 0 SB: 0 CS: 1	PA: 40					
PITCHER	IP	WLS	BF	H	R	ER	SO	BB	IBB	HBP	BLK	WP	HR	S	P	ERA	WHIP										
Glendon Rusch, L ERA: 3.73 (1, 1)	5.0		24	7	3	3	4	2	0	1	0	0	2	59	101	5.40	1.800										
Francis Beltran, R ERA: 3.2 (6, 1)	2.0		7	0	0	0	2	1	0	0	0	0	0	18	28	0.00	0.500										
Jimmy Anderson, L ERA: 5.4 (8, 1)	0.1		1	0	0	0	0	0	0	0	0	0	0	1	3	0.00	0.000										
Kyle Farnsworth, R ERA: 3.42 (8, 1)	1.2	L	8	2	2	0	0	0	0	0	0	0	0	23	34	0.00	1.200										

Houston Astros @ Chicago Cubs
Wrigley Field, Chicago, IL
Tue Jun 01 2004, 7:05 PM CDT
Att: 38,667 - Cloudy - 69 F

AB	35
R	5
H	9
RBI	5
BB	3
SO	6
LOB	12



Batter	1	2	3	4	5	6	7	8	9	AB	R	H	RBI	BB	SO	LOB	BOTTOM										
Todd Walker, L OBP: 0.378, SLG: 0.463 (1, 4)	2-1 G4-3		2-0 HR		0-1 G3		1-1 L8		1-3 K	5	1	1	1	0	1	1											
Michael Barrett, R OBP: 0.370, SLG: 0.565 (1, 2)	1-1 G5-3		2-2 G6-3		1-1 P5		3-2 L9			4	0	0	0	0	0	0											
Moises Alou, R OBP: 0.363, SLG: 0.608 (1, 7)	2-2 F9			0-0 HR		4-1 BB 16 1B BB		0-3 K		3	1	1	1	1	1	0											
16 Aramis Ramirez, R OBP: 0.353, SLG: 0.552 (1, 5)		0-0 P2		0-0 E5 25 1B G1-2-3		2-0 BB 1B		0-2 G4-3		4	0	1	0	0	0	0											
Todd Hollandsworth, L OBP: 0.432, SLG: 0.644 (1, 9)		2-0 HR		4-1 25 1B BB		4-1 1-2 2-3 BB		2-2 HBP		1	1	1	1	2	0	0											
25 Derek Lee, R OBP: 0.341, SLG: 0.419 (1, 3)		1-1 G5-3		2-0 1B		1-2 F9		1-3 K		4	0	1	0	0	1	4											
Corey Patterson, L OBP: 0.322, SLG: 0.422 (1, 8)		2-3 K		0-3 K		2-3 K		2-2 1B		4	0	1	0	0	3	6											
Ramon Martinez, R OBP: 0.295, SLG: 0.288 (1, 6)			1-2 G3		1-2 G1-2-3		1-3 K		0-3 K	4	0	0	0	0	2	7											
Glendon Rusch, L OBP: 0.300, SLG: 0.100 (5, PH)										1	0	0	0	0	0	0											
David Kelton, R ERA: 6.57 (6, PH)										0	0	0	0	0	0	0											
Francis Beltran, R ERA: 1.65 (6, PH)										0	0	0	0	0	0	0											
Jose Macias, S OBP: 0.278, SLG: 0.300 (7, PH)										0	0	0	0	0	0	0											
Jimmy Anderson, L ERA: 5.32 (8, PH)										0	0	0	0	0	0	0											
Kyle Farnsworth, L ERA: 3.74 (8, PH)										0	0	0	0	0	0	0											
Rey Ordonez, R ERA: 3.23 (8, PH)										0	0	0	0	0	0	0											
Inning Stats	R: 0 E: 0 K: 0 S: 7	H: 0 LOB: 0 BB: 0 P: 12	R: 1 E: 0 K: 1 S: 7	H: 1 LOB: 0 BB: 0 P: 12	R: 1 E: 0 K: 0 S: 9	H: 1 LOB: 2 BB: 0 P: 14	R: 1 E: 1 K: 1 S: 13	H: 2 LOB: 2 BB: 1 P: 20	R: 0 E: 0 K: 0 S: 6	H: 0 LOB: 0 BB: 0 P: 7	R: 0 E: 0 K: 2 S: 14	H: 1 LOB: 3 BB: 2 P: 28	R: 0 E: 0 K: 1 S: 8	H: 0 LOB: 0 BB: 0 P: 15	R: 0 E: 0 K: 2 S: 11	H: 0 LOB: 1 BB: 0 P: 14	R: 0 E: 0 K: 2 S: 14	H: 1 LOB: 1 BB: 0 P: 18	1B: 3 2B: 0 3B: 0 HR: 3	SF: 0 SAC: 0 DP: 1 HBP: 1	WP: 0 PB: 0 SB: 0 CS: 0	PA: 37					
PITCHER	IP	WLS	BF	H	R	ER	SO	BB	IBB	HBP	BLK	WP	HR	S	P	ERA	WHIP										
Brandon Duckworth, R ERA: 6.57 (1, 1)	3.0		15	4	3	3	1	1	0	0	0	0	3	27	48	9.00	1.667										
Mike Gallo, L ERA: 1.65 (4, 1)	2.0		5	0	0	0	1	0	0	0	0	0	0	15	17	0.00	0.000										
41 Brandon Backe, R ERA: 5.32 (6, 1)	0.0		3	1	0	0	0	2	0	0	0	0	0	3	13	*	*										
Dan Miceli, R ERA: 3.74 (6, 1)	2.0	W	6	0	0	0	3	0	0	0	0	0	0	19	30	0.00	0.000										
54 Brad Lidge, R ERA: 3.23 (8, 1)	1.0	H	4	0	0	0	2	0	0	1	0	0	0	11	14	0.00	0.000										
PITCHER	IP	WLS	BF	H	R	ER	SO	BB	IBB	HBP	BLK	WP	HR	S	P	ERA	WHIP										
Octavio Dotel, R ERA: 3.24 (9, 1)	1.0		4	1	0	0	2	0	0	0	0	0	0	14	18	0.00	1.000										

Houston Astros @ Chicago Cubs
Wrigley Field, Chicago, IL
Tue Jun 01 2004, 7:05 PM CDT
Att: 38,667 - Cloudy - 69 F

AB	33
R	3
H	6
RBI	3
BB	3
SO	9
LOB	19



Batter	1	2	3	4	5	6	7	8	9	AB	R	H	RBI	BB	SO	LOB	TOP								
18 Jason Kendall, R OBP: 0.385, SLG: 0.363	G5-3			K		E6			F7	4	0	0	0	0	1	0									
2 Jack Wilson, R OBP: 0.356, SLG: 0.495	P5			G5-3		K			1B	4	1	1	0	0	1	1									
Daryle Ward, L OBP: 0.389, SLG: 0.671	G5-3			L3					P5	4	0	0	0	0	0	1									
Craig Wilson, R OBP: 0.438, SLG: 0.645		K				F8			1B	3	1	1	1	1	1	0									
Rob Mackowiak, L OBP: 0.344, SLG: 0.530 Chris Stynes, R OBP: 0.259, SLG: 0.282	K					1B			1B	3	0	2	0	0	1	0									
Randall Simon, L OBP: 0.290, SLG: 0.268 Jose Mesa, R	P5					F7			1B	4	0	0	0	0	0	4									
Tike Redman, L OBP: 0.265, SLG: 0.320				G6-3		1B			G4-3	3	0	1	0	0	0	0									
Jose Castillo, R OBP: 0.315, SLG: 0.350				K					G6-3	3	0	0	0	0	2	0									
Josh Fogg, R Ruben Mateo, R Brian Meadows, R 34 John Grabow, L 16 Salomon Torres, R Jason Bay, R	K					K			P6	2	0	0	0	0	2	0									
Inning Stats	R: 0 E: 0 K: 0 S: 4	H: 0 LOB: 0 BB: 0 P: 6	R: 0 E: 0 K: 2 S: 13	H: 0 LOB: 0 BB: 20 P: 20	R: 0 E: 0 K: 2 S: 9	H: 0 LOB: 0 BB: 0 P: 14	R: 0 E: 0 K: 1 S: 8	H: 0 LOB: 0 BB: 0 P: 12	R: 0 E: 0 K: 0 S: 7	H: 2 LOB: 2 BB: 0 P: 11	R: 0 E: 1 K: 3 S: 14	H: 0 LOB: 1 BB: 0 P: 22	R: 0 E: 0 K: 0 S: 9	H: 1 LOB: 1 BB: 1 P: 15	R: 0 E: 0 K: 0 S: 7	H: 0 LOB: 0 BB: 0 P: 8	R: 2 E: 0 K: 0 S: 13	H: 3 LOB: 1 BB: 0 P: 19	1B: 5 2B: 1 3B: 0 HR: 0	SF: 0 SAC: 0 DP: 1 HBP: 0	WP: 0 PB: 0 SB: 1 CS: 0	PA: 33			
PITCHER	IP	WLS	BF	H	R	ER	SO	BB	IBB	HBP	BLK	WP	HR	S	P	ERA	WHIP								
22 Mark Prior, R ERA: 2.53	6.0		20	2	0	0	8	0	0	0	0	0	0	55	85	0.00	0.333								
Kent Mercker, L ERA: 1.47	1.0		4	1	0	0	0	1	0	0	0	0	0	9	15	0.00	2.000								
LaTroy Hawkins, R ERA: 8.02	1.0		3	0	0	0	0	0	0	0	0	0	0	7	8	0.00	0.000								
Joe Borowski, R ERA: 8.02	0.2	L	4	2	2	2	0	0	0	0	0	0	0	11	16	27.00	3.000								
Mike Remlinger, L ERA: 8.02	0.1		2	1	0	0	0	0	0	0	0	0	0	2	3	0.00	3.000								

Pittsburgh Pirates @ Chicago Cubs
Wrigley Field, Chicago, IL
Fri Jun 04 2004, 2:20 PM CDT
Att: 40,024 - Sunny - 62 F

AB	32
R	2
H	6
RBI	2
BB	1
SO	8
LOB	6





Batter	1	2	3	4	5	6	7	8	9	AB	R	H	RBI	BB	SO	LOB	BOTTOM								
Todd Walker, L OBP: 0.372, SLG: 0.455	F8			2B		F8			SH3	4	0	1	0	0	0	2									
25 Derek Lee, R OBP: 0.336, SLG: 0.415	S			P3		K			P3	5	0	1	0	0	1	2									
Corey Patterson, L OBP: 0.313, SLG: 0.405	K			P6		16 HBP			F8	4	0	0	0	1	1	3									
Moises Alou, R OBP: 0.355, SLG: 0.594	F8					FC1			1B	4	1	1	0	0	0	2									
16 Aramis Ramirez, R OBP: 0.358, SLG: 0.543		G6-3		F7		16 HBP			1B	2	0	0	0	1	0	0									
Todd Hollandsworth, L OBP: 0.427, SLG: 0.617 Mike Remlinger, L	L5			G6-3		HBP			1B	4	0	1	1	0	1	3									
Michael Barrett, R OBP: 0.377, SLG: 0.586						K			BB	3	0	2	0	1	0	3									
Rey Ordonez, R OBP: 0.176, SLG: 0.133	F7					2B			K	4	0	0	0	0	2	5									
22 Mark Prior, R Kent Mercker, L David Kelton, R LaTroy Hawkins, R Joe Borowski, R Jose Macias, R	F8					K			SH3	2	0	0	0	0	1	1									
Inning Stats	R: 0 E: 0 K: 1 S: 10	H: 1 LOB: 1 BB: 0 P: 16	R: 0 E: 0 K: 0 S: 13	H: 1 LOB: 1 BB: 0 P: 22	R: 0 E: 0 K: 0 S: 4	H: 1 LOB: 1 BB: 0 P: 8	R: 0 E: 0 K: 0 S: 6	H: 0 LOB: 0 BB: 0 P: 9	R: 0 E: 0 K: 2 S: 9	H: 1 LOB: 1 BB: 0 P: 10	R: 0 E: 0 K: 2 S: 16	H: 0 LOB: 3 BB: 1 P: 32	R: 0 E: 1 K: 0 S: 6	H: 0 LOB: 0 BB: 0 P: 9	R: 1 E: 0 K: 1 S: 11	H: 2 LOB: 3 BB: 2 P: 22	R: 0 E: 0 K: 0 S: 10	H: 1 LOB: 1 BB: 0 P: 16	1B: 2 2B: 6 3B: 0 HR: 0	SF: 0 SAC: 1 DP: 1 HBP: 1	WP: 0 PB: 0 SB: 2 CS: 0	PA: 39			
PITCHER	IP	WLS	BF	H	R	ER	SO	BB	IBB	HBP	BLK	WP	HR	S	P	ERA	WHIP								
Josh Fogg, R ERA: 5.98	7.0		28	4	0	0	5	1	0	1	0	0	0	64	106	0.00	0.714								
Brian Meadows, R ERA: 2.87	0.2		4	1	1	1	0	0	1	0	0	0	0	4	10	13.50	1.500								
34 John Grabow, L ERA: 3.22	0.0		1	1	0	0	0	0	0	0	0	0	0	2	2	∞	∞								
16 Salomon Torres, R ERA: 3.23	0.1	W	2	0	0	0	1	1	0	0	0	0	0	5	10	0.00	3.000								
Jose Mesa, R ERA: 1.16	1.0	S	4	1	0	0	0	0	0	0	0	0	0	10	16	0.00	1.000								


Pittsburgh Pirates @ Chicago Cubs
Wrigley Field, Chicago, IL
Fri Jun 04 2004, 2:20 PM CDT
Att: 40,024 - Sunny - 62 F


AB	34
R	1
H	7
RBI	1
BB	3
SO	6
LOB	22



Batter	1	2	3	4	5	6	7	8	9	AB	R	H	RBI	BB	SO	LOB	TOP										
18 Jason Kendall, R OBP: 0.383, SLG: 0.360	2-2 SH3-4 1B		3-2 P4		2-1 G5-3			0-2 E7		4	0	1	0	0	0	2	Pittsburgh Pirates @ Chicago Cubs Wrigley Field, Chicago, IL Sat Jun 05 2004, 12:05 PM CDT Att: 39,387 - Cloudy - 65 F										
2 Jack Wilson, R OBP: 0.360, SLG: 0.495	0-0 SH3-4		1-1			4-2 FC4-6 BB		0-0 F9		2	0	1	0	1	0	1											
Daryle Ward, L OBP: 0.374, SLG: 0.640	0-1 P5		0-1 F7			1-2 F8		1-2 F7		4	0	0	0	0	0	5											
Craig Wilson, R OBP: 0.430, SLG: 0.632	2-3 K				0-0 F9		1-3 K		1-0 F7	4	0	0	0	0	2	3											
Rob Mackowiak, L OBP: 0.337, SLG: 0.518		0-0 F7		1-0 G6-3		0-1 FC4-6			0-1 G4-3	4	0	0	0	0	0	1											
Jason Bay, R OBP: 0.351, SLG: 0.515		2-3 K		1-3 K			3-2 HR		2-2 F8	4	1	1	1	0	2	0											
Randall Simon, L OBP: 0.273, SLG: 0.250		0-0 G3-1			1-2 G6-3		1-1 G4-3		1-1 F9	4	0	0	0	0	0	0											
Bobby Hill, S OBP: 0.358, SLG: 0.361			4-2 SH1-4 BB		1-0 2B		3-3 K			2	0	1	0	1	1	0											
Kris Benson, R OBP: 0.238, SLG: 0.200			0-0 SH1-4		2-3 K		2-3 K			2	0	0	0	0	2	1											
Michael Gonzalez, R Mark Corey, R										0	0	0	0	0	0	0											
Inning Stats	R: 0 H: 1 E: 0 K: 1 S: 9	H: 1 LOB: 1 BB: 0 P: 13	R: 0 H: 0 E: 0 K: 1 S: 6	H: 0 LOB: 0 BB: 0 P: 8	R: 0 H: 1 E: 0 K: 0 S: 11	H: 1 LOB: 2 BB: 1 P: 19	R: 0 H: 0 E: 0 K: 1 S: 6	H: 0 LOB: 0 BB: 0 P: 8	R: 0 H: 1 E: 0 K: 1 S: 9	H: 1 LOB: 1 BB: 0 P: 15	R: 0 H: 0 E: 0 K: 1 S: 10	H: 0 LOB: 1 BB: 1 P: 16	R: 1 H: 1 E: 0 K: 2 S: 14	H: 1 LOB: 0 BB: 0 P: 23	R: 0 H: 0 E: 1 K: 0 S: 9	H: 0 LOB: 1 BB: 0 P: 11		R: 0 H: 0 E: 0 K: 0 S: 7	H: 0 LOB: 0 BB: 0 P: 10	1B: 2 2B: 1 3B: 0 HR: 1	SF: 0 SAC: 2 DP: 0 HBP: 0	WP: 0 PA: 34 PB: 0 SB: 0 CS: 0					
PITCHER	IP	WLS	BF	H	R	ER	SO	BB	IBB	HBP	BLK	WP	HR	S	P	ERA	WHIP										
38 Carlos Zambrano, R ERA: 2.27	8.0	W	31	4	1	1	7	2	0	0	0	0	1	74	113	1.12	0.750										
Francis Beltran, R ERA: 3.05	1.0		3	0	0	0	0	0	0	0	0	0	0	7	10	0.00	0.000										

Batter	1	2	3	4	5	6	7	8	9	AB	R	H	RBI	BB	SO	LOB	BOTTOM										
Todd Walker, L OBP: 0.364, SLG: 0.443	3-2 G4-3			1-3 K		3-2 P4	3-1 G4-3			4	0	0	0	0	1	2	Pittsburgh Pirates @ Chicago Cubs Wrigley Field, Chicago, IL Sat Jun 05 2004, 12:05 PM CDT Att: 39,387 - Cloudy - 65 F										
Michael Barrett, R OBP: 0.373, SLG: 0.577	0-1 G6-3			1-2 G6-3 1B		0-0 G6-3		0-0 G6-3		4	0	1	0	0	0	0											
Moises Alou, R Francis Beltran, R	2-2 F7			0-2 G6-3		1-0 E 2B		0-1 16 1B FC4-6 1B		4	2	2	0	0	0	1											
16 Aramis Ramirez, R OBP: 0.365, SLG: 0.545		1-2 F9		4-1 BB		1-2 E 1B BB		3-2 FC4-6 1B		3	1	2	0	1	0	0											
Todd Hollandsworth, L OBP: 0.410, SLG: 0.588		2-1 G3		1-1 F7		1-2 L4		0-1 FC4-6 25 HR		4	1	0	1	0	0	5											
25 Derek Lee, R OBP: 0.339, SLG: 0.429		2-3 K			0-2 P2		4-1 E 1B BB		0-0 HR	3	2	1	2	1	1	0											
Corey Patterson, L OBP: 0.312, SLG: 0.402			2-0 P3		3-3 K		1-0 E3 SH1-4 1B		2-2 FC4 1B	4	0	1	0	0	1	2											
Rey Ordenez, R OBP: 0.190, SLG: 0.158			2-3 K		3-3 K		1-2 38 SH1-4 1B		2-2 FC4	4	0	1	2	0	2	1											
38 Carlos Zambrano, S Jose Macias, S Mark Corey, R			0-3 K			0-3 K		0-0 SH1-4		2	0	0	0	0	2	0											
Inning Stats	R: 0 H: 0 E: 0 K: 0 S: 10	H: 0 LOB: 0 BB: 0 P: 15	R: 0 H: 0 E: 0 K: 1 S: 8	H: 0 LOB: 0 BB: 0 P: 13	R: 0 H: 1 E: 0 K: 1 S: 13	H: 1 LOB: 1 BB: 1 P: 20	R: 0 H: 0 E: 0 K: 2 S: 14	H: 0 LOB: 0 BB: 0 P: 20	R: 0 H: 0 E: 0 K: 1 S: 8	H: 0 LOB: 0 BB: 1 P: 11	R: 3 H: 3 E: 1 K: 0 S: 15	H: 3 LOB: 2 BB: 1 P: 27	R: 3 H: 4 E: 0 K: 0 S: 15	H: 1 LOB: 1 BB: 0 P: 22	R: 0 H: 0 E: 0 K: 0 S: 15	H: 0 LOB: 0 BB: 0 P: 22		1B: 6 2B: 1 3B: 0 HR: 1	SF: 0 SAC: 1 DP: 0 HBP: 0	WP: 0 PA: 35 PB: 0 SB: 1 CS: 0							
PITCHER	IP	WLS	BF	H	R	ER	SO	BB	IBB	HBP	BLK	WP	HR	S	P	ERA	WHIP										
Kris Benson, R ERA: 5.37	1.1		3	3	2	7	2	0	0	0	0	0	0	70	107	2.84	0.789										
Michael Gonzalez, L ERA:	0.2	B	4	1	0	0	0	0	0	0	0	0	0	7	12	0.00	1.500										
Mark Corey, R ERA: 6.76	1.0		7	4	3	3	0	0	0	0	0	0	1	15	22	27.00	4.000										

Batter	1	2	3	4	5	6	7	8	9	AB	R	H	RBI	BB	SO	LOB	TOP										
18 Jason Kendall, R OBP: 0.380, SLG: 0.358	P4		FC6			G6-3			P4	4	0	1	1	0	0	0	Pittsburgh Pirates @ Chicago Cubs Wrigley Field, Chicago, IL Sun Jun 06 2004, 1:20 PM CDT Att: 39,016 - Unknown - 79 F livebaseballscores.com AB 31 R 1 H 6 RBI 1 BB 0 SO 8 LOB 6 										
2 Jack Wilson, R OBP: 0.355, SLG: 0.491	K2-3		FC6						F9	4	0	1	0	0	1	1											
Darvle Ward, L OBP: 0.369, SLG: 0.624	K								1B	4	0	1	0	0	1	1											
Craig Wilson, R OBP: 0.427, SLG: 0.624		K							1B	4	0	1	0	0	2	0											
Rob Mackowiak, L OBP: 0.330, SLG: 0.506		G3-1							K	4	0	0	0	0	1	2											
Chris Stynes, R OBP: 0.252, SLG: 0.274										3	0	0	0	0	1	0											
Brian Meadows, R 37 Mike Johnston, L										0	0	0	0	0	0	0											
Abraham Nunez, S OBP: 0.300, SLG: 0.388										3	0	1	0	0	0	0											
Tike Redman, L OBP: 0.268, SLG: 0.322										2	1	1	0	0	0	1											
Ruben Mateo, R OBP: 0.357, SLG: 0.455										0	0	0	0	0	0	0											
Randall Simon, L OBP: 0.269, SLG: 0.246			SH3-4						L9	1	0	0	0	0	0	0											
Ryan Vogelsong, R OBP: 0.333, SLG: 0.385										1	0	0	0	0	1	1											
Michael Gonzalez, R										0	0	0	0	0	0	0											
Jason Bay, R OBP: 0.346, SLG: 0.507										1	0	0	0	0	1	0											
Inning Stats	R: 0 E: 0 K: 2 S: 10	H: 0 LOB: 0 BB: 0 P: 12	R: 0 E: 0 K: 1 S: 7	H: 0 LOB: 0 BB: 0 P: 10	R: 1 E: 0 K: 0 S: 9	H: 2 LOB: 1 BB: 0 P: 10	R: 0 E: 0 K: 1 S: 6	H: 0 LOB: 0 BB: 0 P: 8	R: 0 E: 0 K: 2 S: 11	H: 1 LOB: 1 BB: 0 P: 18	R: 0 E: 0 K: 0 S: 5	H: 0 LOB: 0 BB: 0 P: 7	R: 0 E: 0 K: 1 S: 7	H: 0 LOB: 2 BB: 0 P: 10	R: 0 E: 0 K: 1 S: 12	H: 2 LOB: 2 BB: 0 P: 16	1B: 5 2B: 1 3B: 0 HR: 0	SF: 0 SAC: 1 DP: 0 HBP: 0	WP: 0 PB: 0 SB: 0 CS: 1	PA: 32							
PITCHER	IP	WLS	BF	H	R	ER	SO	BB	IBB	HBP	BLK	WP	HR	S	P	ERA	WHIP										
Greg Maddux, R ERA: 4.13	7.0	W	24	4	1	1	6	0	0	0	0	0	0	55	75	1.29	0.571										
Mike Remlinger, L ERA:	0.1	H	1	0	0	0	0	0	0	0	0	0	0	2	3	0.00	0.000										
Kyle Farnsworth, R ERA: 3.33	0.2	H	2	0	0	0	1	0	0	0	0	0	0	5	7	0.00	0.000										
LaTroy Hawkins, R ERA: 1.42	1.0	S	5	2	0	0	1	0	0	0	0	0	0	12	16	0.00	2.000										

Batter	1	2	3	4	5	6	7	8	9	AB	R	H	RBI	BB	SO	LOB	BOTTOM										
Todd Walker, L OBP: 0.356, SLG: 0.432	K		F8			P4	G3			4	0	0	0	0	1	2	Pittsburgh Pirates @ Chicago Cubs Wrigley Field, Chicago, IL Sun Jun 06 2004, 1:20 PM CDT Att: 39,016 - Unknown - 79 F livebaseballscores.com AB 31 R 4 H 8 RBI 3 BB 1 SO 5 LOB 11 										
Rey Ordonez, R OBP: 0.200, SLG: 0.174	G6-3		G4-3			G5-3			FC5-4	4	0	1	0	0	0	0											
Moises Alou, R OBP: 0.355, SLG: 0.589						F8			FC5-4	3	1	0	0	1	1	1											
16 Aramis Ramirez, R OBP: 0.367, SLG: 0.558						G4-3			1B	4	2	2	1	0	0	1											
Todd Hollandsworth, L OBP: 0.417, SLG: 0.591									HR	3	1	2	0	0	1	0											
Jose Macias, S OBP: 0.300, SLG: 0.429									1B	1	0	1	1	0	0	0											
25 Derrek Lee, R OBP: 0.342, SLG: 0.428									1B	3	0	1	0	0	0	2											
Corey Patterson, L OBP: 0.306, SLG: 0.394									FC5-4	4	0	0	0	0	1	4											
Paul Bako, L OBP: 0.339, SLG: 0.292										2	0	0	0	0	1	1											
Michael Barrett, R OBP: 0.371, SLG: 0.577										0	0	0	1	0	0	0											
Greg Maddux, R OBP: 0.040, SLG: 0.040										2	0	0	0	0	0	0											
Jason Dubois, R OBP: 0.182, SLG: 0.200										1	0	1	0	0	0	0											
Mike Remlinger, L ERA:										0	0	0	0	0	0	0											
Kyle Farnsworth, R ERA: 3.06										0	0	0	0	0	0	0											
LaTroy Hawkins, R ERA: 2.6										0	0	0	0	0	0	0											
Inning Stats	R: 0 E: 0 K: 1 S: 8	H: 0 LOB: 1 BB: 1 P: 13	R: 0 E: 0 K: 1 S: 9	H: 1 LOB: 0 BB: 0 P: 11	R: 0 E: 0 K: 0 S: 8	H: 0 LOB: 0 BB: 0 P: 10	R: 0 E: 0 K: 0 S: 8	H: 1 LOB: 1 BB: 0 P: 15	R: 0 E: 0 K: 2 S: 9	H: 0 LOB: 0 BB: 0 P: 10	R: 0 E: 0 K: 1 S: 6	H: 0 LOB: 0 BB: 0 P: 10	R: 2 E: 0 K: 0 S: 17	H: 3 LOB: 2 BB: 0 P: 25	R: 2 E: 1 K: 0 S: 13	H: 3 LOB: 1 BB: 0 P: 14	1B: 7 2B: 0 3B: 0 HR: 1	SF: 1 SAC: 0 DP: 0 HBP: 1	WP: 0 PB: 0 SB: 1 CS: 0	PA: 34							
PITCHER	IP	WLS	BF	H	R	ER	SO	BB	IBB	HBP	BLK	WP	HR	S	P	ERA	WHIP										
Ryan Vogelsong, R ERA: 7.53	6.0	L	24	4	2	2	5	1	0	1	0	0	0	54	84	3.00	0.833										
Michael Gonzalez, L ERA:	0.1		1	0	0	0	0	0	0	0	0	0	0	4	4	0.00	0.000										
Brian Meadows, R ERA: 3.06	1.0		6	3	2	1	0	0	0	0	0	0	0	16	19	9.00	3.000										
37 Mike Johnston, L ERA: 2.6	0.2		3	1	0	0	0	0	0	0	0	0	0	4	4	0.00	1.500										

Batter	1	2	3	4	5	6	7	8	9	AB	R	H	RBI	BB	SO	LOB	TOP								
Marlon Anderson, L (1,4) OBP: 0.325, SLG: 0.462	G4-3			G6-3			G1-6-3			3	0	0	0	1	0	1									
Edgar Renteria, R (1,6) OBP: 0.307, SLG: 0.365	F9			27 HR 2B			F8	K		4	1	1	0	0	1	1									
15 Jim Edmonds, L (1,8) OBP: 0.364, SLG: 0.520	P6			27 HR BB			P6	K		3	1	0	0	1	1	1									
27 Scott Rolen, R (1,5) OBP: 0.411, SLG: 0.627							F9	F9		4	1	2	3	0	0	0									
Reggie Sanders, R (1,9) OBP: 0.281, SLG: 0.486	F9			HR			F7		K	4	1	1	1	0	1	1									
John Mabry, L (1,3) OBP: 0.376, SLG: 0.425	G6-3			F7			1B	G1-3		4	0	1	0	0	0	1									
So Taguchi, R (1,7) OBP: 0.263, SLG: 0.379				G4-3			G4-3		K	4	0	1	0	0	1	1									
44 Jason Istringhausen, R (9,1)										0	0	0	0	0	0	0									
4 Yadier Molina, R (1,2) OBP: 0.375, SLG: 0.308				K			F9	L9		3	0	0	0	0	1	1									
29 Chris Carpenter, R (1,1) OBP: 0.143, SLG: 0.111				L3				E6		3	0	0	0	0	1	0									
Ray King, L (9,1)										0	0	0	0	0	0	0									
Ray Lankford, L (9,7) OBP: 0.377, SLG: 0.426										0	0	0	0	0	0	0									
Inning Stats	R: 0 E: 0 K: 0 S: 8	H: 0 LOB: 0 BB: 0 P: 15	R: 0 E: 0 K: 0 S: 7	H: 1 LOB: 0 BB: 0 P: 11	R: 0 E: 0 K: 1 S: 6	H: 0 LOB: 0 BB: 0 P: 7	R: 4 E: 0 K: 0 S: 19	H: 4 LOB: 1 BB: 1 P: 33	R: 0 E: 0 K: 1 S: 12	H: 0 LOB: 1 BB: 0 P: 20	R: 0 E: 0 K: 0 S: 8	H: 1 LOB: 1 BB: 0 P: 14	R: 0 E: 1 K: 0 S: 9	H: 0 LOB: 0 BB: 0 P: 12	R: 0 E: 0 K: 2 S: 11	H: 0 LOB: 0 BB: 0 P: 16	R: 0 E: 0 K: 2 S: 9	H: 0 LOB: 0 BB: 0 P: 15	1B: 3 2B: 1 3B: 0 HR: 2	SF: 0 SAC: 0 DP: 2 HBP: 0	WP: 0 PB: 0 SB: 0 CS: 0	PA: 34			
PITCHER	IP	WLS	BF	H	R	ER	SO	BB	IBB	HBP	BLK	WP	HR	S	P	ERA	WHIP								
Glendon Rusch, L (1,1) ERA: 3.99	7.0	L	28	6	4	4	2	2	0	0	0	0	2	69	112	5.14	1.143								
Mike Remlinger, L (8,1) ERA:	0.2		2	0	0	0	2	0	0	0	0	0	0	9	13	0.00	0.000								
Kyle Farnsworth, R (8,1) ERA: 3.16	1.1		4	0	0	0	2	0	0	0	0	0	0	11	18	0.00	0.000								

St. Louis Cardinals @ Chicago Cubs
Wrigley Field, Chicago, IL
Mon Jun 07 2004, 7:05 PM CDT
Att: 39,226 - Sunny - 84 F

AB 32
R 4
H 6
RBI 4
BB 2
SO 6
LOB 7



Batter	1	2	3	4	5	6	7	8	9	AB	R	H	RBI	BB	SO	LOB	BOTTOM								
Jose Macias, S (1,9) OBP: 0.297, SLG: 0.432	G3-1		G4-3		1B F8-2 2B		K			4	0	1	0	0	1	1									
Michael Barrett, R (1,2) OBP: 0.385, SLG: 0.569	K			G4-3			1B	P4		4	0	1	0	0	1	0									
Moises Alou, R (1,7) OBP: 0.358, SLG: 0.587	K			1B 25 2B	F8-2			1B		4	1	2	0	0	1	2									
16 Aramis Ramirez, R (1,5) OBP: 0.365, SLG: 0.553		F8		25 2B	1B		K	K		4	0	1	0	0	2	1									
Todd Walker, L (1,4) OBP: 0.349, SLG: 0.422		F8		L8			G4-3	G5-3		4	0	0	0	0	0	3									
25 Derek Lee, R (1,3) OBP: 0.341, SLG: 0.429		G4-3					G1-3		L5	4	0	1	1	0	0	0									
Corey Patterson, L (1,8) OBP: 0.305, SLG: 0.406				HR	F9		G6-3	K2-3		4	1	1	1	0	1	2									
Rey Ordonez, R (1,6) OBP: 0.179, SLG: 0.154				G6-3			G5-3	F9		3	0	0	0	0	1	0									
Jason Dubois, R (9, PH) OBP: 0.167, SLG: 0.182										1	0	0	0	0	0	0									
Glendon Rusch, L (1,1) OBP: 0.167, SLG: 0.417				G6-3						2	1	1	1	0	0	0									
Todd Hollandsworth, L (7, PH) OBP: 0.423, SLG: 0.956										1	0	1	0	0	0	0									
David Kelton, R (7, PH) OBP: 0.125, SLG: 0.250										0	0	0	0	0	0	0									
Mike Remlinger, L (8,1)										0	0	0	0	0	0	0									
Kyle Farnsworth, R (8,1)					HR			E8 1B		0	0	0	0	0	0	0									
Inning Stats	R: 0 E: 0 K: 2 S: 8	H: 0 LOB: 0 BB: 0 P: 10	R: 0 E: 0 K: 0 S: 10	H: 0 LOB: 0 BB: 0 P: 13	R: 1 E: 0 K: 0 S: 7	H: 1 LOB: 0 BB: 0 P: 11	R: 1 E: 0 K: 0 S: 7	H: 3 LOB: 2 BB: 0 P: 12	R: 1 E: 0 K: 1 S: 8	H: 3 LOB: 1 BB: 0 P: 10	R: 0 E: 0 K: 1 S: 10	H: 0 LOB: 0 BB: 0 P: 10	R: 0 E: 1 K: 1 S: 10	H: 1 LOB: 1 BB: 0 P: 11	R: 0 E: 0 K: 1 S: 8	H: 1 LOB: 1 BB: 0 P: 12	R: 0 E: 0 K: 1 S: 7	H: 0 LOB: 0 BB: 0 P: 11	1B: 5 2B: 3 3B: 0 HR: 2	SF: 0 SAC: 0 DP: 1 HBP: 0	WP: 0 PB: 0 SB: 0 CS: 0	PA: 35			
PITCHER	IP	WLS	BF	H	R	ER	SO	BB	IBB	HBP	BLK	WP	HR	S	P	ERA	WHIP								
29 Chris Carpenter, R (1,1) ERA: 3.42	8.1	W	33	9	3	3	6	0	0	0	0	0	2	67	92	3.24	1.080								
Ray King, L (9,1) ERA: 1.64	0.1	H	1	0	0	0	1	0	0	0	0	0	0	3	4	0.00	0.000								
44 Jason Istringhausen, R (9,1) ERA: 3.81	0.1	S	1	0	0	0	0	0	0	0	0	0	0	3	4	0.00	0.000								

St. Louis Cardinals @ Chicago Cubs
Wrigley Field, Chicago, IL
Mon Jun 07 2004, 7:05 PM CDT
Att: 39,226 - Sunny - 84 F

AB 35
R 3
H 9
RBI 3
BB 0
SO 7
LOB 9



Batter	1	2	3	4	5	6	7	8	9	AB	R	H	RBI	BB	SO	LOB	TOP								
Tony Womack, L (1.4) OBP: 0.338, SLG: 0.412	G3	WP 2B		HR BB		S 1B		SF8 27 WP 2B	G6-3	5	2	3	1	1	0	2									
Edgar Renteria, R (1.6) OBP: 0.305, SLG: 0.377	G5-3	G6-3		HR		F8		27 WP 15 HR IBB	G6-3	4	2	1	4	1	0	2									
7 Hector Luna, R (8.6) OBP: 0.286, SLG: 0.365				HR						1	0	0	0	0	0	2									
Marlon Anderson, L (1.7) OBP: 0.320, SLG: 0.459			G3	G4-3				SF8		4	1	1	0	0	1	0									
Ray King, L (7.1)										0	0	0	0	0	0	0									
Julian Tavarez, L (7.1)										0	0	0	0	0	0	0									
Ray Lankford, L (8.7) OBP: 0.371, SLG: 0.421	2B									0	0	0	1	0	0	0									
27 Scott Rolen, R (1.5) OBP: 0.417, SLG: 0.654	BB 2B		L8			K		G6-3	15 HR IBB	4	1	1	1	1	1	0									
15 Jim Edmonds, L (1.3) OBP: 0.367, SLG: 0.545	BB IBB		F7			HR				4	2	3	4	1	0	0									
Reggie Sanders, R (1.9) OBP: 0.288, SLG: 0.484	FC5-4 BB					K				4	0	1	0	1	2	1									
Steve Kline, S (8.1)								F8		0	0	0	0	0	0	0									
So Taguchi, R (1.8) OBP: 0.292, SLG: 0.403	FC5-4					P3			G4-3	4	2	1	0	1	0	3									
4 Yadier Molina, R (1.2) OBP: 0.320, SLG: 0.200		F9		SH1-4 HR BB		F9		G4-3	G6-3 1B BB	3	1	0	0	2	0	1									
Matt Morris, R (1.1) OBP: 0.200, SLG: 0.207										1	0	0	0	0	1	0									
Roger Cedeno, S (6.7) OBP: 0.290, SLG: 0.379				SH1-4						1	0	1	0	0	0	0									
Kiko Calero, R (6.1)										0	0	0	0	0	0	0									
John Mabry, L (7.7) OBP: 0.380, SLG: 0.409								2B SF8 BB	G6-3 1B	1	1	1	0	1	0	0									
Inning Stats	R: 1 E: 0 K: 0 S: 17	H: 2 LOB: 3 BB: 2 P: 28	R: 0 E: 0 K: 1 S: 10	H: 1 LOB: 1 BB: 0 P: 15	R: 0 E: 0 K: 0 S: 4	H: 0 LOB: 0 BB: 0 P: 6	R: 4 E: 0 K: 0 S: 21	H: 2 LOB: 3 BB: 3 P: 37	R: 1 E: 0 K: 2 S: 15	H: 1 LOB: 1 BB: 0 P: 22	R: 0 E: 0 K: 0 S: 11	H: 2 LOB: 1 BB: 0 P: 16	R: 0 E: 0 K: 2 S: 12	H: 1 LOB: 1 BB: 0 P: 23	R: 6 E: 0 K: 0 S: 15	H: 3 LOB: 0 BB: 3 P: 37	R: 0 E: 0 K: 0 S: 7	H: 1 LOB: 2 BB: 1 P: 15	1B: 5 2B: 4 3B: 1 HR: 3	SF: 1 SAC: 1 DP: 0 HBP: 0	WP: 2 PB: 0 SB: 1 CS: 2	PA: 47			
PITCHER	IP ERA WLS BF H R ER SO BB IBB HBP BLK WP HR S P ERA WHIP	IP ERA WLS BF H R ER SO BB IBB HBP BLK WP HR S P ERA WHIP	IP ERA WLS BF H R ER SO BB IBB HBP BLK WP HR S P ERA WHIP	IP ERA WLS BF H R ER SO BB IBB HBP BLK WP HR S P ERA WHIP	IP ERA WLS BF H R ER SO BB IBB HBP BLK WP HR S P ERA WHIP	IP ERA WLS BF H R ER SO BB IBB HBP BLK WP HR S P ERA WHIP	IP ERA WLS BF H R ER SO BB IBB HBP BLK WP HR S P ERA WHIP	IP ERA WLS BF H R ER SO BB IBB HBP BLK WP HR S P ERA WHIP	IP ERA WLS BF H R ER SO BB IBB HBP BLK WP HR S P ERA WHIP	IP ERA WLS BF H R ER SO BB IBB HBP BLK WP HR S P ERA WHIP	IP ERA WLS BF H R ER SO BB IBB HBP BLK WP HR S P ERA WHIP	IP ERA WLS BF H R ER SO BB IBB HBP BLK WP HR S P ERA WHIP	IP ERA WLS BF H R ER SO BB IBB HBP BLK WP HR S P ERA WHIP	IP ERA WLS BF H R ER SO BB IBB HBP BLK WP HR S P ERA WHIP	IP ERA WLS BF H R ER SO BB IBB HBP BLK WP HR S P ERA WHIP	IP ERA WLS BF H R ER SO BB IBB HBP BLK WP HR S P ERA WHIP	IP ERA WLS BF H R ER SO BB IBB HBP BLK WP HR S P ERA WHIP	IP ERA WLS BF H R ER SO BB IBB HBP BLK WP HR S P ERA WHIP	IP ERA WLS BF H R ER SO BB IBB HBP BLK WP HR S P ERA WHIP	IP ERA WLS BF H R ER SO BB IBB HBP BLK WP HR S P ERA WHIP	IP ERA WLS BF H R ER SO BB IBB HBP BLK WP HR S P ERA WHIP	IP ERA WLS BF H R ER SO BB IBB HBP BLK WP HR S P ERA WHIP	IP ERA WLS BF H R ER SO BB IBB HBP BLK WP HR S P ERA WHIP	IP ERA WLS BF H R ER SO BB IBB HBP BLK WP HR S P ERA WHIP	
Todd Walker, L (1.4) OBP: 0.354, SLG: 0.421	FC4-6 1B	BB		F9		G4-3		FC6-4 1B		4	0	2	0	1	0	1									
Michael Barrett, R (1.2) OBP: 0.372, SLG: 0.559	FC4-6 16 1B	L9		BB 1B		K		FC6-4		5	0	1	1	0	1	4									
Moises Alou, R (1.7) OBP: 0.357, SLG: 0.575	L7			BB		1B		L7		4	0	1	0	1	0	2									
16 Aramis Ramirez, R (1.5) OBP: 0.368, SLG: 0.548	BB 1B			P3		K			FC3-6 1B	5	0	2	0	0	1	3									
Todd Hollandsworth, L (1.9) OBP: 0.416, SLG: 0.588	BB			F8		G6-3		G3		4	0	0	0	1	0	1									
25 Derek Lee, R (1.3) OBP: 0.348, SLG: 0.447	F9			HR 2B		G3 2B BB		G5-3		4	2	1	0	1	1	4									
Corey Patterson, L (1.8) OBP: 0.311, SLG: 0.419		SH1 1B		HR		G3		FC4-6 BB		4	1	2	2	1	1	2									
Ramon Martinez, R (1.6) OBP: 0.300, SLG: 0.314	F8			F9 1B		2B		FC4-6		4	1	2	1	0	0	2									
Mike Remlinger, L (8.1)										0	0	0	0	0	0	0									
Jimmy Anderson, L (8.1)										0	0	0	0	0	0	0									
22 Mark Prior, R (1.1) ERA: 4.66										0	0	0	0	0	0	0									
Francis Beltran, R (4.1) ERA: 3.0										0	0	0	0	0	0	0									
Jon Lester, R (5.1) ERA: 9.0										0	0	0	0	0	0	0									
Kent Mercker, L (6.1) ERA: 2.4										0	0	0	0	0	0	0									
Kyle Farnsworth, R (7.1) ERA: 3.39										0	0	0	0	0	0	0									
Inning Stats	R: 0 E: 0 K: 0 S: 13	H: 2 LOB: 3 BB: 1 P: 21	R: 0 E: 0 K: 0 S: 8	H: 1 LOB: 2 BB: 1 P: 16	R: 0 E: 0 K: 0 S: 11	H: 0 LOB: 0 BB: 0 P: 16	R: 3 E: 0 K: 1 S: 16	H: 4 LOB: 2 BB: 1 P: 26	R: 1 E: 0 K: 0 S: 11	H: 1 LOB: 1 BB: 1 P: 18	R: 0 E: 0 K: 2 S: 13	H: 1 LOB: 1 BB: 0 P: 20	R: 0 E: 0 K: 0 S: 5	H: 0 LOB: 1 BB: 1 P: 13	R: 0 E: 0 K: 0 S: 8	H: 1 LOB: 1 BB: 0 P: 10	R: 0 E: 0 K: 2 S: 15	H: 1 LOB: 0 BB: 0 P: 22	1B: 7 2B: 3 3B: 0 HR: 1	SF: 0 SAC: 1 DP: 0 HBP: 0	WP: 0 PB: 0 SB: 0 CS: 0	PA: 43			
PITCHER	IP ERA WLS BF H R ER SO BB IBB HBP BLK WP HR S P ERA WHIP	IP ERA WLS BF H R ER SO BB IBB HBP BLK WP HR S P ERA WHIP	IP ERA WLS BF H R ER SO BB IBB HBP BLK WP HR S P ERA WHIP	IP ERA WLS BF H R ER SO BB IBB HBP BLK WP HR S P ERA WHIP	IP ERA WLS BF H R ER SO BB IBB HBP BLK WP HR S P ERA WHIP	IP ERA WLS BF H R ER SO BB IBB HBP BLK WP HR S P ERA WHIP	IP ERA WLS BF H R ER SO BB IBB HBP BLK WP HR S P ERA WHIP	IP ERA WLS BF H R ER SO BB IBB HBP BLK WP HR S P ERA WHIP	IP ERA WLS BF H R ER SO BB IBB HBP BLK WP HR S P ERA WHIP	IP ERA WLS BF H R ER SO BB IBB HBP BLK WP HR S P ERA WHIP	IP ERA WLS BF H R ER SO BB IBB HBP BLK WP HR S P ERA WHIP	IP ERA WLS BF H R ER SO BB IBB HBP BLK WP HR S P ERA WHIP	IP ERA WLS BF H R ER SO BB IBB HBP BLK WP HR S P ERA WHIP	IP ERA WLS BF H R ER SO BB IBB HBP BLK WP HR S P ERA WHIP	IP ERA WLS BF H R ER SO BB IBB HBP BLK WP HR S P ERA WHIP	IP ERA WLS BF H R ER SO BB IBB HBP BLK WP HR S P ERA WHIP	IP ERA WLS BF H R ER SO BB IBB HBP BLK WP HR S P ERA WHIP	IP ERA WLS BF H R ER SO BB IBB HBP BLK WP HR S P ERA WHIP	IP ERA WLS BF H R ER SO BB IBB HBP BLK WP HR S P ERA WHIP	IP ERA WLS BF H R ER SO BB IBB HBP BLK WP HR S P ERA WHIP	IP ERA WLS BF H R ER SO BB IBB HBP BLK WP HR S P ERA WHIP	IP ERA WLS BF H R ER SO BB IBB HBP BLK WP HR S P ERA WHIP	IP ERA WLS BF H R ER SO BB IBB HBP BLK WP HR S P ERA WHIP	IP ERA WLS BF H R ER SO BB IBB HBP BLK WP HR S P ERA WHIP	IP ERA WLS BF H R ER SO BB IBB HBP BLK WP HR S P ERA WHIP

St. Louis Cardinals @ Chicago Cubs
Wrigley Field, Chicago, IL
Wed Jun 09 2004, 1:20 PM CDT
Att: 38,693 - Cloudy - 84 F

AB 36
R 12
H 13
RBI 11
BB 9
SO 5
LOB 11



St. Louis Cardinals @ Chicago Cubs
Wrigley Field, Chicago, IL
Wed Jun 09 2004, 1:20 PM CDT
Att: 38,693 - Cloudy - 84 F

AB 37
R 4
H 11
RBI 4
BB 5
SO 5
LOB 21



Batter	1	2	3	4	5	6	7	8	9	AB	R	H	RBI	BB	SO	LOB	TOP					
Tony Womack, L (1,4) OBP: 0.342, SLG: 0.419	F7		G4-3														4 0 2 0 0 0 0					
Edgar Renteria, R (1,6) 7 Hector Luna, R (8, PH) OBP: 0.281, SLG: 0.358	K			K													3 0 0 0 0 2 1 1 0 0 0 0 0 1					
Marlon Anderson, L (1,7) OBP: 0.317, SLG: 0.452	G4-3			G4-3													4 0 1 0 0 0 1					
27 Scott Rolen, R (1,5) Cody McKay, L (6, PH) OBP: 0.204, SLG: 0.192		L6															1 0 0 0 1 0 0 2 0 0 0 0 1 1					
15 Jim Edmonds, L (1,8) Ray Lankford, L (5,8) OBP: 0.373, SLG: 0.444																	1 0 0 0 1 1 1 2 1 1 1 0 1 0					
Reggie Sanders, R (1,9) Julian Tavaréz, L (7,1) Woody Williams, R (9, PH) OBP: 0.190, SLG: 0.174																	2 1 0 0 1 0 1 0 0 0 0 0 0 0 1 0 0 0 0 0 0					
John Mabry, L (1,3) OBP: 0.399, SLG: 0.468																	3 1 1 2 1 2 1					
4 Yadier Molina, R (1,2) OBP: 0.321, SLG: 0.217																	3 0 1 0 0 1 1					
Dan Haren, R (1,1) Cal Eldred, R (4,1) Roger Cedeno, S (7,9) OBP: 0.281, SLG: 0.367																	1 0 0 0 0 1 0 1 0 0 0 0 0 1 1 0 0 0 0 0 0					
Inning Stats	R: 0 E: 0 K: 1 S: 7	H: 0 LOB: 0 BB: 0 P: 11	R: 0 E: 0 K: 1 S: 8	H: 0 LOB: 1 BB: 1 P: 18	R: 0 E: 0 K: 2 S: 11	H: 0 LOB: 0 BB: 0 P: 15	R: 0 E: 0 K: 2 S: 11	H: 0 LOB: 1 BB: 1 P: 19	R: 2 E: 0 K: 0 S: 13	H: 3 LOB: 1 BB: 1 P: 20	R: 0 E: 0 K: 1 S: 6	H: 1 LOB: 0 BB: 0 P: 6	R: 0 E: 0 K: 0 S: 10	H: 0 LOB: 0 BB: 1 P: 14	R: 0 E: 0 K: 0 S: 12	H: 1 LOB: 1 BB: 0 P: 18	R: 1 E: 0 K: 2 S: 11	H: 1 LOB: 0 BB: 0 P: 13	1B: 3 2B: 1 3B: 0 HR: 2	SF: 0 SAC: 0 DP: 3 HBP: 0	WP: 0 PB: 0 SB: 0 CS: 0	PA: 34
PITCHER	IP WLS BF H R ER SO BB IBB HBP BLK WP HR S P ERA WHIP																					
38 Carlos Zambrano, R (1,1) ERA: 2.27	8.0 W 30 5 2 2 7 4 0 0 0 0 0 1 78 121 2.25 1.125																					
Francis Beltran, R (9,1) ERA: 3.27	1.0 4 1 1 1 2 0 0 0 0 0 0 1 11 13 9.00 1.000																					

St. Louis Cardinals @ Chicago Cubs
Wrigley Field, Chicago, IL
Thu Jun 10 2004, 1:20 PM CDT
Att: 38,707 - Unknown - 59 F

AB 30
R 3
H 6
RBI 3
BB 4
SO 9
LOB 9



Batter	1	2	3	4	5	6	7	8	9	AB	R	H	RBI	BB	SO	LOB	BOTTOM			
Todd Walker, L (1,4) OBP: 0.360, SLG: 0.449	G4-3		F8														5 2 3 2 0 0 0			
Michael Barrett, R (1,2)	G6-3																5 1 1 1 0 0 2			
Moises Alou, R (1,7) David Kelton, R (7, PH) OBP: 0.100, SLG: 0.200	L9																4 1 1 3 0 1 0 1 0 0 0 0 0 2			
16 Aramis Ramirez, R (1,5) Jose Macias, S (8,5) OBP: 0.298, SLG: 0.413																	3 3 3 0 1 0 0 1 0 0 0 0 1 0			
Todd Hollandsworth, L (1,9) Jason Dubois, R (8,9) OBP: 0.154, SLG: 0.167																	4 2 2 1 0 0 2 1 0 0 0 0 1 0			
25 Derrek Lee, R (1,3) OBP: 0.350, SLG: 0.464																	5 1 2 3 0 0 2			
Corey Patterson, L (1,8) OBP: 0.318, SLG: 0.419																	2 0 1 0 2 0 1			
Ramon Martinez, R (1,6) OBP: 0.306, SLG: 0.317																	2 1 1 2 1 0 1			
38 Carlos Zambrano, S (1,1) Francis Beltran, R (9,1) ERA: 2.7																	4 1 1 0 0 1 3 0 0 0 0 0 0 0			
Inning Stats	R: 0 E: 0 K: 0 S: 5	H: 0 LOB: 0 BB: 0 P: 10	R: 1 E: 1 K: 0 S: 10	H: 1 LOB: 2 BB: 2 P: 22	R: 0 E: 0 K: 0 S: 12	H: 0 LOB: 0 BB: 0 P: 18	R: 10 E: 0 K: 0 S: 32	H: 11 LOB: 1 BB: 1 P: 57	R: 1 E: 0 K: 1 S: 10	H: 1 LOB: 0 BB: 0 P: 16	R: 0 E: 0 K: 0 S: 8	H: 1 LOB: 1 BB: 0 P: 12	R: 0 E: 0 K: 1 S: 13	H: 1 LOB: 2 BB: 1 P: 22	R: 0 E: 0 K: 2 S: 9	H: 0 LOB: 0 BB: 0 P: 15	1B: 9 2B: 3 3B: 0 HR: 3	SF: 1 SAC: 0 DP: 0 HBP: 0	WP: 0 PB: 0 SB: 0 CS: 0	PA: 42
PITCHER	IP WLS BF H R ER SO BB IBB HBP BLK WP HR S P ERA WHIP																			
Dan Haren, R (1,1) ERA: 24.55	3.2 L 23 10 10 10 0 2 1 0 0 0 0 0 2 31 50 6.75 3.273																			
Cal Eldred, R (4,1) ERA: 6.29	2.2 13 4 2 2 2 1 0 0 0 0 0 0 2 31 50 6.75 3.273																			
Julian Tavaréz, R (7,1) ERA: 2.7	1.2 6 1 0 0 2 0 0 0 0 0 0 0 0 16 27 0.00 0.600																			

St. Louis Cardinals @ Chicago Cubs
Wrigley Field, Chicago, IL
Thu Jun 10 2004, 1:20 PM CDT
Att: 38,707 - Unknown - 59 F

AB 37
R 12
H 15
RBI 12
BB 4
SO 4
LOB 13



Batter	1	2	3	4	5	6	7	8	9	AB	R	H	RBI	BB	SO	LOB	TOP				
Todd Walker, L (1,4) OBP: 0.357, SLG: 0.444	P5	FC6-4 1B		K			F7			4	0	1	0	0	1	0	Chicago Cubs @ Anaheim Angels Angel Stadium of Anaheim, Anaheim, CA Fri Jun 11 2004, 7:05 PM PDT Att: 43,764 - Sunny - 73 F livebaseballscorecards.com				
Corey Patterson, L (1,8) OBP: 0.317, SLG: 0.416	F8 1B	F7 1B			P6		K			4	1	1	0	0	1	2					
Moises Alou, R (1,7) OBP: 0.349, SLG: 0.573	F8	FC6-4			F7		K			4	0	0	0	0	1	3					
16 Aramis Ramirez, R (1,5) OBP: 0.376, SLG: 0.551	1B BB				F9		E9		G6-3	3	0	0	0	1	0	0					
Todd Hollandsworth, L (1,10) OBP: 0.421, SLG: 0.581	1-2 3-H 1B			FC6-4 1B			G3		K	4	0	2	1	0	1	1					
25 Derrek Lee, R (1,3) OBP: 0.348, SLG: 0.465	G6-3			K			SH5-3 2B		K	4	0	1	0	0	2	3					
Ramon Martinez, R (1,6) OBP: 0.307, SLG: 0.325		1B FC4-6 2B		FC6-4			SH5-3		P3	3	1	1	0	0	0	1					
Paul Bako, L (1,2) OBP: 0.339, SLG: 0.294				G3			G6-3		K	3	0	1	0	0	0	1					
Michael Barrett, R (9, PH) OBP: 0.366, SLG: 0.545		FC4-6 1B					G6-3		K	1	0	0	0	0	1	0					
Jose Macias, S (1,9) OBP: 0.274, SLG: 0.393		FC4-6 1B		K			K2-3		F9	4	0	0	1	0	2	2					
Inning Stats	R: 1 E: 0 K: 0 S: 10	H: 2 LOB: 2 BB: 1 P: 19	R: 1 E: 0 K: 0 S: 12	H: 3 LOB: 2 BB: 0 P: 16	R: 0 E: 0 K: 1 S: 8	H: 1 LOB: 1 BB: 0 P: 11	R: 0 E: 0 K: 2 S: 16	H: 0 LOB: 0 BB: 0 P: 20	R: 0 E: 1 K: 0 S: 9	H: 0 LOB: 1 BB: 0 P: 11	R: 0 E: 0 K: 2 S: 12	H: 0 LOB: 0 BB: 0 P: 14	R: 0 E: 0 K: 2 S: 9	H: 0 LOB: 0 BB: 0 P: 12	R: 0 E: 0 K: 1 S: 10	H: 0 LOB: 0 BB: 0 P: 12	1B: 5 2B: 2 3B: 0 HR: 0	SF: 0 SAC: 1 DP: 0 HBP: 0	WP: 0 PB: 0 SB: 1 CS: 0	PA: 36	
PITCHER	IP	WLS	BF	H	R	ER	SO	BB	IBB	HBP	BLK	WP	HR	S	P	ERA	WHIP				
41 John Lackey, R (1,1) ERA: 3.35	7.0	W	30	7	2	2	6	1	0	0	0	0	0	77	104	2.57	1.143				
62 Scot Shields, R (8,1) ERA: 2.59	1.0	H	3	0	0	0	2	0	0	0	0	0	0	9	12	0.00	0.000				
Francisco Rodriguez, R (9,1) ERA: 1.32	1.0	S	3	0	0	0	1	0	0	0	0	0	0	10	12	0.00	0.000				

Batter	1	2	3	4	5	6	7	8	9	AB	R	H	RBI	BB	SO	LOB	BOTTOM				
9 Chone Figgins, S (1,5) OBP: 0.358, SLG: 0.476	27 SF7 3B		P6					K		4	1	2	0	0	1	0	Chicago Cubs @ Anaheim Angels Angel Stadium of Anaheim, Anaheim, CA Fri Jun 11 2004, 7:05 PM PDT Att: 43,764 - Sunny - 73 F livebaseballscorecards.com				
Jeff DaVanon, S (1,8) OBP: 0.423, SLG: 0.476	K			F7	CS 1B	G4-3		27 S 1B		4	0	1	0	0	1	1					
27 Vladimir Guerrero, R (1,9) OBP: 0.392, SLG: 0.695	SF7			16 S 3B 1B		G5-3		1 SAFE 1 SAFE 1 SAFE	2-3 K	3	1	1	1	0	1	1					
16 Garret Anderson, L (1,10) OBP: 0.394, SLG: 0.492	G5-3			K			1B			3	0	1	0	0	1	1					
Jose Guillen, R (1,7) OBP: 0.369, SLG: 0.518		F9		1B 3B		G4-3				3	1	1	1	0	0	1					
Casey Kotchman, L (1,3) OBP: 0.272, SLG: 0.274		K		S 1B			G3			3	0	1	1	0	1	0					
José Molina, R (1,2) OBP: 0.288, SLG: 0.380		K		K			G3-1			3	0	0	0	0	2	1					
Adam Kennedy, L (1,4) OBP: 0.282, SLG: 0.311			F7				K			3	0	1	0	0	1	0					
Alfredo Amezaga, S (1,6) OBP: 0.226, SLG: 0.163		G6-3			G6-3			K		3	0	0	0	0	1	1					
Inning Stats	R: 1 E: 0 K: 1 S: 9	H: 1 LOB: 0 BB: 0 P: 14	R: 0 E: 0 K: 2 S: 9	H: 0 LOB: 0 BB: 0 P: 14	R: 0 E: 0 K: 0 S: 4	H: 0 LOB: 0 BB: 0 P: 6	R: 2 E: 0 K: 2 S: 19	H: 3 LOB: 1 BB: 0 P: 28	R: 0 E: 0 K: 0 S: 7	H: 2 LOB: 0 BB: 0 P: 12	R: 0 E: 0 K: 0 S: 7	H: 1 LOB: 1 BB: 0 P: 9	R: 0 E: 0 K: 1 S: 7	H: 0 LOB: 0 BB: 0 P: 10	R: 0 E: 0 K: 3 S: 11	H: 1 LOB: 1 BB: 0 P: 15		1B: 6 2B: 0 3B: 2 HR: 0	SF: 1 SAC: 0 DP: 1 HBP: 0	WP: 0 PB: 0 SB: 3 CS: 1	PA: 31
PITCHER	IP	WLS	BF	H	R	ER	SO	BB	IBB	HBP	BLK	WP	HR	S	P	ERA	WHIP				
Greg Maddux, R (1,1) ERA: 4.1	7.0	L	26	7	3	3	6	0	0	0	0	0	0	8	10	0.00	1.500				
Kent Mercker, L (8,1) ERA: 2.3	0.2		3	1	0	0	2	0	0	0	0	0	0	3	5	0.00	0.000				
Kyle Farnsworth, R (8,1) ERA: 3.33	0.1		1	0	0	0	1	0	0	0	0	0	0	3	5	0.00	0.000				

Batter	1	2	3	4	5	6	7	8	9	AB	R	H	RBI	BB	SO	LOB	TOP				
Todd Walker, L (1.4) OBP: 0.358, SLG: 0.465	G6-3		G3			HR		1B		5	2	2	3	0	0	0	Chicago Cubs @ Anaheim Angels Angel Stadium of Anaheim, Anaheim, CA Sat Jun 12 2004, 7:05 PM PDT Att: 43,722 - Sunny - 73 F				
Michael Barrett, R (1.2) OBP: 0.366, SLG: 0.538	G1-3		3-H 4-2			L8		L9		4	1	1	1	1	0	0					
Moises Alou, R (1.7) OBP: 0.346, SLG: 0.565	G5-3		G5-3			F7		F9		5	0	1	0	0	0	1					
16 Aramis Ramirez, R (1.5) OBP: 0.376, SLG: 0.563			HR			F9		2B 1B		4	2	2	2	0	0	0					
Todd Hollandsworth, L (1.10) OBP: 0.429, SLG: 0.615			K			HR		1B 2B		4	2	2	1	1	2	1					
25 Derek Lee, R (1.3) OBP: 0.345, SLG: 0.457	G6-3		K			1B		BB		4	0	0	0	1	2	1					
Corey Patterson, L (1.8) OBP: 0.323, SLG: 0.418	F9		1B			1B		1B		4	1	2	2	0	1	0					
Ramon Martinez, R (1.6) OBP: 0.305, SLG: 0.323			G4-3			F9		SH1-3 HBP		4	0	1	0	0	0	2					
Jose Macias, S (1.9) OBP: 0.284, SLG: 0.432			G3			K		F9		4	2	2	1	0	1	2					
			3B			F9		WP 2B													
Inning Stats	R: 0 E: 0 K: 0 S: 10	H: 0 LOB: 0 BB: 0 P: 14	R: 1 E: 0 K: 1 S: 11	H: 1 LOB: 0 BB: 0 P: 17	R: 1 E: 0 K: 0 S: 13	H: 1 LOB: 1 BB: 1 P: 21	R: 1 E: 0 K: 2 S: 15	H: 3 LOB: 2 BB: 0 P: 21	R: 3 E: 0 K: 0 S: 18	H: 0 LOB: 1 BB: 0 P: 8	R: 0 E: 0 K: 1 S: 9	H: 0 LOB: 1 BB: 1 P: 17	R: 4 E: 0 K: 1 S: 15	H: 4 LOB: 1 BB: 0 P: 24	R: 0 E: 0 K: 1 S: 6	H: 0 LOB: 0 BB: 0 P: 11	1B: 6 2B: 3 3B: 1 HR: 3	SF: 1 SAC: 1 DP: 0 HBP: 1	WP: 1 PB: 0 SB: 0 CS: 0	PA: 44	
PITCHER	IP	WLS	BF	H	R	ER	SO	BB	IBB	HBP	BLK	WP	HR	S	P	ERA	WHIP				
40 Bartolo Colon, R (1.1) ERA: 6.24	6.0	L	29	9	6	6	3	2	0	0	0	0	3	72	107	9.00	1.833				
Kevin Gregg, R (7.1) ERA: 2.13	1.1		9	3	4	4	1	1	0	1	0	1	0	17	31	27.00	3.000				
Ramon Ortiz, R (8.1) ERA: 5.23	1.2		6	1	0	0	2	0	0	0	0	0	0	13	21	0.00	0.600				

AB	38
R	10
H	13
RBI	10
BB	3
SO	6
LOB	7



Batter	1	2	3	4	5	6	7	8	9	AB	R	H	RBI	BB	SO	LOB	BOTTOM					
David Eckstein, R (1.6) OBP: 0.352, SLG: 0.360	SH3		G5-3			27 1B		P3		5	0	3	0	0	0	2	Chicago Cubs @ Anaheim Angels Angel Stadium of Anaheim, Anaheim, CA Sat Jun 12 2004, 7:05 PM PDT Att: 43,722 - Sunny - 73 F					
9 Chone Figgins, S (1.5) OBP: 0.354, SLG: 0.472	SH3		G5-3			K		K		4	0	1	0	0	2	4						
27 Vladimir Guerrero, R (1.9) OBP: 0.392, SLG: 0.691	G1-3		G5-3			K		P3		5	0	2	1	0	1	6						
16 Garret Anderson, L (1.8) OBP: 0.382, SLG: 0.471	F7		P5			K		K		5	0	1	0	0	1	4						
Jose Guillen, R (1.7) OBP: 0.370, SLG: 0.520			G6-3			G6-3		G6-4-3		5	2	2	0	0	0	1						
Tim Lincecum, R (1.10) OBP: 0.321, SLG: 0.347	G6-3		F9			2B G5-3		K		5	1	1	0	0	1	1						
Shane Halter, R (1.3) OBP: 0.250, SLG: 0.379			K			K		9 1B BB		2	0	0	0	0	2	1						
Casey Kotchman, L (6. PH) OBP: 0.286, SLG: 0.292			K			K		1-3 2-H		1	1	1	1	0	0	0						
José Molina, R (1.2) OBP: 0.287, SLG: 0.375			K			K		F9		4	0	1	2	0	1	2						
Adam Kennedy, L (1.4) OBP: 0.291, SLG: 0.313			K			1B 27 1B HBP		9 1B		2	1	1	1	1	1	1						
Inning Stats	R: 0 E: 0 K: 0 S: 12	H: 1 LOB: 1 BB: 0 P: 16	R: 1 E: 0 K: 2 S: 11	H: 2 LOB: 1 BB: 0 P: 18	R: 0 E: 0 K: 1 S: 14	H: 1 LOB: 0 BB: 0 P: 24	R: 0 E: 0 K: 1 S: 10	H: 0 LOB: 0 BB: 0 P: 13	R: 1 E: 0 K: 3 S: 19	H: 2 LOB: 2 BB: 0 P: 28	R: 3 E: 0 K: 1 S: 16	H: 5 LOB: 0 BB: 0 P: 22	R: 0 E: 0 K: 1 S: 7	H: 1 LOB: 0 BB: 0 P: 10	R: 0 E: 0 K: 1 S: 14	H: 1 LOB: 3 BB: 1 P: 21	R: 0 E: 0 K: 0 S: 4	H: 0 LOB: 0 BB: 0 P: 4	1B: 10 2B: 3 3B: 0 HR: 0	SF: 0 SAC: 1 DP: 1 HBP: 2	WP: 0 PB: 0 SB: 0 CS: 0	PA: 42
PITCHER	IP	WLS	BF	H	R	ER	SO	BB	IBB	HBP	BLK	WP	HR	S	P	ERA	WHIP					
Glendon Rusch, L (1.1) ERA: 3.95	5.0	W	22	6	2	2	6	0	0	0	0	0	0	66	99	3.60	1.200					
Francis Beltran, R (6.1) ERA: 4.43	0.1		4	3	3	3	0	0	0	0	0	0	0	7	8	81.00	9.000					
Mike Remlinger, L (6.1) ERA: 10.38	0.1	H	3	2	0	0	1	0	0	0	0	0	0	8	13	0.00	6.000					
Kyle Farnsworth, R (6.1) ERA: 3.18	1.1	H	4	1	0	0	1	0	0	0	0	0	0	8	11	0.00	0.750					
Kent Mercker, L (8.1) ERA: 2.2	0.2		5	1	0	0	0	1	0	1	0	0	0	11	18	0.00	3.000					

AB	38
R	5
H	13
RBI	5
BB	1
SO	9
LOB	22



Batter	1	2	3	4	5	6	7	8	9	10	11	12	13	14	15	AB	R	H	RBI	BB	SO	LOB	TOP											
Todd Walker, L OBP: 0.364, SLG: 0.461 (1.4)	F9		F9		G1-3			G3	G5-4-3 BB		1B IBB		1B		FC4-6 1B	6	0	2	1	2	0	0												
Michael Barrett, R OBP: 0.357, SLG: 0.520 (1.2)	G6-3			F9		F9		G6-3	G5-4-3		FC6-4 1B		G5-3		FC4-6 1B	8	0	1	1	0	0	4												
Moises Alou, R OBP: 0.341, SLG: 0.551 (1.10)	F9			K		P5				P4	FC6-4 1B				P3	6	1	0	0	1	1	3												
16 Aramis Ramirez, R OBP: 0.374, SLG: 0.559 (1.5)		P6		1B 25 1B		F9				F8					G3-1	7	2	2	1	0	0	0												
Todd Hollandsworth, L OBP: 0.421, SLG: 0.591 (1.9)	G4-3			25 1B				G5-3	WP 25 BB						G6-3	6	0	1	0	1	2	0												
25 Derrek Lee, R OBP: 0.363, SLG: 0.487 (1.3)																5	2	5	2	2	0	0												
Corey Patterson, L OBP: 0.329, SLG: 0.420 (1.8)				K		G5-3										6	1	3	0	1	2	4												
Rey Ordoñez, R OBP: 0.152, SLG: 0.129 (1.6)																																		
Tom Goodwin, L OBP: 0.222, SLG: 0.279 (11. PH)																																		
Ramon Martinez, R OBP: 0.301, SLG: 0.318 (11.6)																																		
Jose Macias, S OBP: 0.263, SLG: 0.400 (1.7)																																		
Inning Stats	R: 0 E: 0 K: 12 S: 12	H: 0 LOB: 0 BB: 0 P: 17	R: 0 E: 0 K: 1 S: 9	H: 0 LOB: 1 BB: 1 P: 16	R: 0 E: 0 K: 7 S: 7	H: 0 LOB: 0 BB: 0 P: 9	R: 1 E: 0 K: 1 S: 13	H: 3 LOB: 2 BB: 0 P: 20	R: 0 E: 1 K: 0 S: 11	H: 0 LOB: 0 BB: 0 P: 16	R: 0 E: 0 K: 1 S: 9	H: 0 LOB: 0 BB: 0 P: 15	R: 1 E: 0 K: 1 S: 7	H: 2 LOB: 1 BB: 0 P: 8	R: 2 E: 0 K: 1 S: 14	H: 1 LOB: 3 BB: 4 P: 35	R: 0 E: 0 K: 1 S: 6	H: 0 LOB: 0 BB: 1 P: 10	R: 0 E: 0 K: 1 S: 7	H: 0 LOB: 0 BB: 0 P: 11	R: 1 E: 0 K: 1 S: 13	H: 3 LOB: 3 BB: 1 P: 22	R: 0 E: 0 K: 1 S: 7	H: 1 LOB: 1 BB: 0 P: 13	R: 0 E: 0 K: 0 S: 13	H: 1 LOB: 1 BB: 0 P: 16	R: 0 E: 0 K: 1 S: 8	H: 0 LOB: 0 BB: 0 P: 8	R: 1 E: 0 K: 1 S: 12	H: 3 LOB: 2 BB: 0 P: 21	1B: 11 2B: 2 3B: 0 HR: 1	SF: 0 SAC: 0 DP: 2 HBP: 0	WP: 1 PB: 0 SB: 1 CS: 0	PA: 65
PITCHER	IP 7.0	WLS 7.0	BF 27	H 5	R 2	ER 2	SO 3	BB 1	IBB 0	HBP 0	BLK 0	WP 0	HR 0	S 10	P 101	ERA 2.57	WHIP 0.857																	
45 Katim Escobar, R ERA: 3.27 (1.1)											IP 1.0	WLS 1.0	BF 8	H 1	R 2	ER 2	SO 0	BB 2	IBB 2	HBP 0	BLK 0	WP 1	HR 0	S 14	P 35	ERA 18.00	WHIP 3.000							
62 Scott Shields, R ERA: 2.59 (8.1)											IP 2.0	WLS 6	BF 0	H 0	R 0	ER 0	SO 2	BB 1	IBB 0	HBP 0	BLK 0	WP 0	HR 0	S 21	P 21	ERA 0.00	WHIP 0.500							
Francisco Rodriguez, R ERA: 1.25 (9.1)											IP 1.0	WLS 7	BF 3	H 1	R 1	ER 1	SO 1	BB 0	IBB 0	HBP 0	BLK 0	WP 0	HR 0	S 22	P 22	ERA 9.00	WHIP 3.000							
Ramon Ortiz, R ERA: 3.32 (11.1)											IP 4.0	WLS L	BF 17	H 5	R 1	ER 1	SO 3	BB 0	IBB 0	HBP 0	BLK 0	WP 0	HR 0	S 40	P 58	ERA 2.25	WHIP 1.250							
PITCHER	IP 6.0	WLS 6.0	BF 24	H 1	R 3	ER 3	SO 8	BB 1	IBB 0	HBP 0	BLK 0	WP 0	HR 0	S 32	P 108	ERA 1.50	WHIP 1.167																	
Matt Clement, R ERA: 3.15 (1.1)											IP 1.0	WLS H	BF 3	H 0	R 0	ER 0	SO 1	BB 0	IBB 0	HBP 0	BLK 0	WP 0	HR 0	S 9	P 9	ERA 0.00	WHIP 0.000							
Franco Beltran, R ERA: 4.24 (8.1)											IP 0.1	WLS H	BF 2	H 0	R 1	ER 1	SO 1	BB 0	IBB 0	HBP 0	BLK 0	WP 0	HR 0	S 11	P 11	ERA 27.00	WHIP 3.000							
Kent Mercker, L ERA: 2.7 (8.1)											IP 0.2	WLS B	BF 6	H 2	R 2	ER 2	SO 2	BB 1	IBB 1	HBP 0	BLK 0	WP 0	HR 0	S 29	P 29	ERA 27.00	WHIP 4.500							
Kyle Farnsworth, R ERA: 3.72 (8.1)											IP 1.0	WLS B	BF 5	H 1	R 0	ER 0	SO 2	BB 0	IBB 0	HBP 0	BLK 0	WP 0	HR 0	S 31	P 31	ERA 0.00	WHIP 2.000							
Mike Remlinger, L ERA: 8.44 (8.1)											IP 1.0	WLS S	BF 10	H 1	R 0	ER 0	SO 2	BB 0	IBB 0	HBP 0	BLK 0	WP 0	HR 0	S 25	P 25	ERA 0.00	WHIP 0.333							
Jimmy Anderson, L ERA: 4.76 (10.1)											IP 1.0	WLS B	BF 9	H 3	R 1	ER 1	SO 0	BB 0	IBB 0	HBP 0	BLK 0	WP 0	HR 0	S 25	P 31	ERA 4.50	WHIP 1.500							
LaTroy Hawkins, R ERA: 1.5 (11.1)											IP 2.0	WLS W	BF 10	H 1	R 0	ER 0	SO 2	BB 0	IBB 0	HBP 0	BLK 0	WP 0	HR 0	S 25	P 35	ERA 0.00	WHIP 0.333							
Jon Leicester, R ERA: 2.25 (13.1)											IP 3.0	WLS W	BF 10	H 1	R 0	ER 0	SO 2	BB 0	IBB 0	HBP 0	BLK 0	WP 0	HR 0	S 25	P 35	ERA 0.00	WHIP 0.333							

Chicago Cubs @ Anaheim Angels
Angel Stadium of Anaheim, Anaheim, CA
Sun Jun 13 2004, 1:05 PM PDT
Att. 43,812 - Sunny - 80 F

AB 58
R 6
H 14
RBI 5
BB 7
SO 10
LOB 25



Batter	1	2	3	4	5	6	7	8	9	10	11	12	13	14	15	AB	R	H	RBI	BB	SO	LOB	BOTTOM									
9 Chone Figgins, S OBP: 0.362, SLG: 0.465 (1.5)	27 1B	G4-3			F9			K	27 BB		F7		F7			7	1	2	0	0	1	3										
Adam Kennedy, L OBP: 0.287, SLG: 0.308 (1.4)	K	K			G4-3			27 S	K							3	0	0	0	0	2	3										
David Eckstein, R OBP: 0.355, SLG: 0.360 (8. PH)																0	1	0	0	0	1	0										
Jose Molina, R OBP: 0.288, SLG: 0.374 (9.2)																3	0	1	0	0	2	1										
27 Vladimir Guerrero, R OBP: 0.397, SLG: 0.598 (1.9)	16 1B				F8			16 HR								6	1	3	3	1	0	0										
16 Garret Anderson, L OBP: 0.336, SLG: 0.506 (1.8)					G5-3											7	1	3	2	0	1	4										
Jeff DaVanon, S OBP: 0.410, SLG: 0.455 (1.7)	K															6	0	0	0	1	2	3										
Tim Salmon, R OBP: 0.308, SLG: 0.329 (1.10)					G4-3											7	0	1	0	0	3	3										
Casey Kotchman, L OBP: 0.286, SLG: 0.377 (1.3)																5	0	0	0	2	3	1										
Josh Paul, R OBP: 0.263, SLG: 0.176 (1.2)																																
Jose Guillen, R OBP: 0.369, SLG: 0.517 (8. PH)																																
Shane Halter, R OBP: 0.250, SLG: 0.379 (9.5)																																
39 Robby Quinlan, R OBP: 0.375, SLG: 0.343 (12.5)																																
Alfredo Amezaga, S OBP: 0.224, SLG: 0.167 (1.6)																																
Inning Stats	R: 1 E: 0 K: 3 S: 23	H: 3 LOB: 2 BB: 0 P: 32	R: 0 E: 0 K: 2 S: 13	H: 2 LOB: 2 BB: 1 P: 19	R: 0 E: 0 K: 1 S: 8	H: 0 LOB: 0 BB: 0 P: 11	R: 0 E: 0 K: 0 S: 9	H: 0 LOB: 1 BB: 1 P: 17	R: 0 E: 0 K: 0 S: 8	H: 0 LOB: 0 BB: 0 P: 12	R: 0 E: 0 K: 2 S: 10	H: 1 LOB: 0 BB: 0 P: 17	R: 0 E: 0 K: 1 S: 6	H: 0 LOB: 0 BB: 0 P: 9	R: 3 E: 0 K: 3 S: 21	H: 2 LOB: 2 BB: 3 P: 40	R: 0 E: 0 K: 2 S: 22	H: 1 LOB: 2 BB: 1 P: 31	R: 0 E: 0 K: 1 S: 5	H: 0 LOB: 0 BB: 0 P: 8	R: 1 E: 0 K: 0 S: 16	H: 3 LOB: 2 BB: 0 P: 20	R: 0 E: 0 K: 0 S: 9	H: 0 LOB: 0 BB: 0 P: 11	R: 0 E: 0 K: 0 S: 8	H: 0 LOB: 0 BB: 0 P: 12	R: 0 E: 0 K: 1 S: 6	H: 1 LOB: 1 BB: 0 P: 15	1B: 12 2B: 1 3B: 0 HR: 1	SF: 0 SAC: 1 DP: 1 HBP: 0	WP: 0 PB: 0 SB: 3 CS: 1	PA: 62

Chicago Cubs @ Anaheim Angels
Angel Stadium of Anaheim, Anaheim, CA
Sun Jun 13 2004, 1:05 PM PDT
Att. 43,812 - Sunny - 80 F

AB 56
R 5
H 13
RBI 5
BB 5
SO 17
LOB 23



Batter	1	2	3	4	5	6	7	8	9	AB	R	H	RBI	BB	SO	LOB	TOP				
Todd Walker, L OBP: 0.373, SLG: 0.510 (1,4)	F7		1B		BB 16 1B	HR			HR	5	4	4	2	0	0	0					
Ramon Martinez, R OBP: 0.304, SLG: 0.321 (1,6)	F8		1B		BB 16 1B	P3			F9	5	1	2	1	0	0	0					
Moises Alou, R OBP: 0.342, SLG: 0.558 (1,7)	K		F9		BB 25 FC6-5		G6-3		HR	4	1	1	1	1	1	1					
16 Aramis Ramirez, R OBP: 0.375, SLG: 0.568 (1,5)		F9		HR	BB 25 FC6-5		F9		F7	5	1	2	2	0	0	0					
Todd Hollandsworth, L OBP: 0.406, SLG: 0.567 (1,9)	G4-3		K		L4		G3-1		K	5	0	0	0	0	2	3					
25 Derek Lee, R OBP: 0.385, SLG: 0.496 (1,3)					FC6-5					4	0	2	1	0	0	2					
Corey Patterson, L OBP: 0.328, SLG: 0.417 (1,8)					G3					4	0	1	0	0	1	3					
Paul Bako, L OBP: 0.333, SLG: 0.278 (1,2)			K	K		G6-3			BB	3	0	0	0	1	2	2					
22 Mark Prior, R Jimmy Anderson, L (6,1)			G4-3	F9		K			G1-3	3	0	0	0	0	1	2					
										1	0	0	0	0	0	1					
Inning Stats	R: 0 E: 0 K: 1 S: 9	H: 0 LOB: 0 BB: 0 P: 11	R: 0 E: 0 K: 1 S: 8	H: 1 LOB: 1 BB: 0 P: 10	R: 1 E: 0 K: 1 S: 10	H: 2 LOB: 1 BB: 0 P: 15	R: 1 E: 0 K: 2 S: 15	H: 3 LOB: 2 BB: 0 P: 24	R: 2 E: 0 K: 0 S: 12	H: 3 LOB: 2 BB: 1 P: 19	R: 0 E: 0 K: 0 S: 9	H: 0 LOB: 0 BB: 0 P: 11	R: 0 E: 0 K: 0 S: 12	H: 0 LOB: 1 BB: 1 P: 19	R: 2 E: 0 K: 1 S: 12	H: 2 LOB: 0 BB: 0 P: 15	1B: 5 2B: 2 3B: 1 HR: 4	SF: 0 SAC: 0 DP: 0 HBP: 0	WP: 0 PB: 0 SB: 0 CS: 0	PA: 41	
PITCHER	IP WLS BF H R ER SO BB IBB HBP BLK WP HR S P ERA WHIP	IP WLS BF H R ER SO BB IBB HBP BLK WP HR S P ERA WHIP	IP WLS BF H R ER SO BB IBB HBP BLK WP HR S P ERA WHIP	IP WLS BF H R ER SO BB IBB HBP BLK WP HR S P ERA WHIP	IP WLS BF H R ER SO BB IBB HBP BLK WP HR S P ERA WHIP	IP WLS BF H R ER SO BB IBB HBP BLK WP HR S P ERA WHIP	IP WLS BF H R ER SO BB IBB HBP BLK WP HR S P ERA WHIP	IP WLS BF H R ER SO BB IBB HBP BLK WP HR S P ERA WHIP	IP WLS BF H R ER SO BB IBB HBP BLK WP HR S P ERA WHIP	IP WLS BF H R ER SO BB IBB HBP BLK WP HR S P ERA WHIP	IP WLS BF H R ER SO BB IBB HBP BLK WP HR S P ERA WHIP	IP WLS BF H R ER SO BB IBB HBP BLK WP HR S P ERA WHIP	IP WLS BF H R ER SO BB IBB HBP BLK WP HR S P ERA WHIP	IP WLS BF H R ER SO BB IBB HBP BLK WP HR S P ERA WHIP	IP WLS BF H R ER SO BB IBB HBP BLK WP HR S P ERA WHIP	IP WLS BF H R ER SO BB IBB HBP BLK WP HR S P ERA WHIP	IP WLS BF H R ER SO BB IBB HBP BLK WP HR S P ERA WHIP	IP WLS BF H R ER SO BB IBB HBP BLK WP HR S P ERA WHIP	IP WLS BF H R ER SO BB IBB HBP BLK WP HR S P ERA WHIP	IP WLS BF H R ER SO BB IBB HBP BLK WP HR S P ERA WHIP	IP WLS BF H R ER SO BB IBB HBP BLK WP HR S P ERA WHIP

Chicago Cubs @ Houston Astros
Minute Maid Park, Houston, TX
Mon Jun 14 2004, 7:05 PM CDT
Att: 43,067 - Dome - 74 F

AB	39
R	7
H	12
RBI	7
BB	2
SO	7
LOB	14



Batter	1	2	3	4	5	6	7	8	9	AB	R	H	RBI	BB	SO	LOB	BOTTOM				
Craig Biggio, R OBP: 0.359, SLG: 0.464 (1,8)	K		P3		G6-3		1B		1B	5	0	2	1	0	1	1					
28 Adam Everett, R OBP: 0.316, SLG: 0.370 (1,6)			F7		G6-3		F7		F8	1	0	1	0	0	0	0					
Morgan Ensberg, R OBP: 0.333, SLG: 0.346 (1, FR)	1B									4	0	0	0	0	0	3					
17 Lance Berkman, S OBP: 0.482, SLG: 0.656 (1,7)	K		G1-3							4	0	1	0	0	1	2					
Jeff Kent, R OBP: 0.349, SLG: 0.530 (1,4)	K			F9		G6-3			P6	4	0	0	0	0	1	2					
5 Jeff Bagwell, R OBP: 0.390, SLG: 0.449 (1,3)		K		K		G6-3			G3-1	4	0	0	0	0	2	1					
Jose Vizcaino, S OBP: 0.318, SLG: 0.312 (1,5)									G3-1	3	0	2	0	1	0	0					
16 Jason Lane, R OBP: 0.350, SLG: 0.365 (1,9)		K								3	1	1	0	1	1	3					
Brad Ausmus, R OBP: 0.312, SLG: 0.330 (1,2)									1B	4	1	2	1	0	1	3					
Roger Clemens, R OBP: 0.222, SLG: 0.192 (1,1)									2B	2	0	1	0	0	1	0					
Kirk Bullinger, R (7,1)										0	0	0	0	0	0	0					
Richard Hidalgo, R OBP: 0.312, SLG: 0.416 (7, PH)										1	0	0	0	0	0	1					
Chad Harville, R (8,1)										0	0	0	0	0	0	0					
Raul Chavez, R OBP: 0.239, SLG: 0.273 (8, PH)										1	0	0	0	0	0	1					
Inning Stats	R: 0 E: 0 K: 3 S: 11	H: 1 LOB: 1 BB: 0 P: 17	R: 0 E: 0 K: 2 S: 16	H: 1 LOB: 1 BB: 0 P: 20	R: 0 E: 0 K: 0 S: 10	H: 1 LOB: 1 BB: 0 P: 16	R: 0 E: 0 K: 2 S: 14	H: 1 LOB: 2 BB: 1 P: 22	R: 0 E: 0 K: 1 S: 6	H: 0 LOB: 0 BB: 0 P: 9	R: 0 E: 0 K: 0 S: 10	H: 1 LOB: 1 BB: 1 P: 18	R: 0 E: 0 K: 0 S: 4	H: 2 LOB: 0 BB: 0 P: 10	R: 2 E: 0 K: 0 S: 13	H: 3 LOB: 1 BB: 0 P: 18	1B: 7 2B: 3 3B: 0 HR: 0	SF: 0 SAC: 0 DP: 1 HBP: 0	WP: 1 PB: 0 SB: 0 CS: 0	PA: 38	
PITCHER	IP WLS BF H R ER SO BB IBB HBP BLK WP HR S P ERA WHIP	IP WLS BF H R ER SO BB IBB HBP BLK WP HR S P ERA WHIP	IP WLS BF H R ER SO BB IBB HBP BLK WP HR S P ERA WHIP	IP WLS BF H R ER SO BB IBB HBP BLK WP HR S P ERA WHIP	IP WLS BF H R ER SO BB IBB HBP BLK WP HR S P ERA WHIP	IP WLS BF H R ER SO BB IBB HBP BLK WP HR S P ERA WHIP	IP WLS BF H R ER SO BB IBB HBP BLK WP HR S P ERA WHIP	IP WLS BF H R ER SO BB IBB HBP BLK WP HR S P ERA WHIP	IP WLS BF H R ER SO BB IBB HBP BLK WP HR S P ERA WHIP	IP WLS BF H R ER SO BB IBB HBP BLK WP HR S P ERA WHIP	IP WLS BF H R ER SO BB IBB HBP BLK WP HR S P ERA WHIP	IP WLS BF H R ER SO BB IBB HBP BLK WP HR S P ERA WHIP	IP WLS BF H R ER SO BB IBB HBP BLK WP HR S P ERA WHIP	IP WLS BF H R ER SO BB IBB HBP BLK WP HR S P ERA WHIP	IP WLS BF H R ER SO BB IBB HBP BLK WP HR S P ERA WHIP	IP WLS BF H R ER SO BB IBB HBP BLK WP HR S P ERA WHIP	IP WLS BF H R ER SO BB IBB HBP BLK WP HR S P ERA WHIP	IP WLS BF H R ER SO BB IBB HBP BLK WP HR S P ERA WHIP	IP WLS BF H R ER SO BB IBB HBP BLK WP HR S P ERA WHIP	IP WLS BF H R ER SO BB IBB HBP BLK WP HR S P ERA WHIP	IP WLS BF H R ER SO BB IBB HBP BLK WP HR S P ERA WHIP

Chicago Cubs @ Houston Astros
Minute Maid Park, Houston, TX
Mon Jun 14 2004, 7:05 PM CDT
Att: 43,067 - Dome - 74 F

AB	36
R	2
H	10
RBI	2
BB	2
SO	8
LOB	17



Batter	1	2	3	4	5	6	7	8	9	AB	R	H	RBI	BB	SO	LOB	TOP				
Todd Walker, L (1,4) OBP: 0.371, SLG: 0.505	P6		1B			K		K									4 0 1 0 0 2 0				
Tom Goodwin, L (1,8) OBP: 0.224, SLG: 0.261 LaTroy Hawkins, R (9,1)	G4-3		G4-3						E7 F8 16 1B								3 1 0 0 0 1 0 1 0 0 0 0 0 0 0 0				
Moises Alou, R (1,7) OBP: 0.337, SLG: 0.549	K				P4				F8								4 0 0 0 0 0 1 2				
16 Aramis Ramirez, R (1,5) OBP: 0.373, SLG: 0.563		F8			F9				1B G4-3 1B								4 1 1 1 1 0 0 1				
Todd Hollandsworth, L (1,9) OBP: 0.394, SLG: 0.548	K				G6-3				G4-3								4 0 0 0 0 0 1 1				
25 Derrek Lee, R (1,3) OBP: 0.397, SLG: 0.494		G6-3				G6-3			G4-3								3 1 1 0 1 0 0 0				
Michael Barrett, R (1,2) OBP: 0.360, SLG: 0.525						G5-4-3 1B			G4-3								4 0 2 0 0 0 1 1				
Ramon Martinez, R (1,6) OBP: 0.309, SLG: 0.348						P4			F9								4 1 2 3 0 0 0 1				
38 Carlos Zambrano, S (1,1) OBP: 0.182, SLG: 0.212 Kent Mercker, L (7,1) Francis Beltran, R (7,1) Jose Macias, S (8,PH) Kyle Farnsworth, R (8,1) Corey Patterson, L (8,PH)						K			F7								2 0 0 0 0 0 0 2 1 0 0 0 0 0 0 0 0 0 0 0 0 0 0 0 0 0 0 1 0 0 0 0 0 0 0 0 0 0 0 0 0 0 0 0 0 1 0 0 0 0 0 0 0 2				
Inning Stats	R: 0 E: 0 K: 1 S: 10	H: 0 LOB: 0 BB: 0 P: 16	R: 0 E: 0 K: 1 S: 6	H: 0 LOB: 0 BB: 0 P: 9	R: 1 E: 0 K: 2 S: 18	H: 2 LOB: 1 BB: 0 P: 33	R: 0 E: 0 K: 0 S: 5	H: 0 LOB: 0 BB: 0 P: 7	R: 0 E: 0 K: 1 S: 10	H: 1 LOB: 1 BB: 0 P: 17	R: 0 E: 0 K: 0 S: 6	H: 0 LOB: 1 BB: 1 P: 13	R: 0 E: 0 K: 0 S: 7	H: 1 LOB: 0 BB: 0 P: 11	R: 0 E: 0 K: 1 S: 7	H: 0 LOB: 0 BB: 0 P: 10	R: 3 E: 1 K: 1 S: 22	H: 3 LOB: 2 BB: 1 P: 39	1B: 5 2B: 1 3B: 0 HR: 1	SF: 0 SAC: 0 DP: 1 HBP: 0	WP: 0 PA: 36 PB: 0 SB: 0 CS: 0
PITCHER	IP WLS BF H R ER SO BB IBB HBP BLK WP HR S P ERA WHIP																				
Wade Miller, R (1,1) ERA: 3.77	6.1	24	4	1	1	6	1	0	0	0	0	0	0	0	1	59	102	1.42	0.789		
Dan Miceli, R (7,1) ERA: 3.39	0.2	1	0	0	0	0	0	0	0	0	0	0	0	0	3	4	0.00	0.000			
54 Brad Lidge, R (8,1) ERA: 2.58	1.0	3	0	0	0	1	0	0	0	0	0	0	0	7	10	0.00	0.000				
Octavio Dotel, R (9,1) ERA: 3.13	0.2	7	3	3	0	0	0	1	0	0	0	0	0	19	33	0.00	4.500				
Mike Gallo, L (9,1) ERA: 3.39	0.1	1	0	0	0	1	0	0	0	0	0	0	0	3	6	0.00	0.000				

Chicago Cubs @ Houston Astros
Minute Maid Park, Houston, TX
Tue Jun 15 2004, 7:05 PM CDT
Att: 38,007 - Dome - 74 F

livebaseballscores.com

AB 34
R 4
H 7
RBI 4
BB 2
SO 8
LOB 10



Batter	1	2	3	4	5	6	7	8	9	AB	R	H	RBI	BB	SO	LOB	BOTTOM				
Craig Biggio, R (1,8) OBP: 0.363, SLG: 0.469	G4-3		1B			FC5-4		K									4 0 2 0 1 1 4				
Jose Vizcaino, S (1,6) OBP: 0.333, SLG: 0.341	G4-3		1B		P3				G4-6-3 17 1B								5 0 3 0 0 0 2				
17 Lance Berkman, S (1,7) OBP: 0.477, SLG: 0.643	K		K			2B 1B BB			G4-6-3								4 1 0 0 1 3 6				
Jeff Kent, R (1,4) OBP: 0.350, SLG: 0.529	K		K			1B 2B BB			F9								4 1 1 0 1 2 5				
Morgan Ensberg, R (1,5) OBP: 0.335, SLG: 0.344		G6-3			G6-3				G6-3								4 0 1 2 1 0 1				
Orlando Palmeiro, L (1,9) OBP: 0.290, SLG: 0.387 54 Brad Lidge, R (8,1) Octavio Dotel, R (9,1) Mike Gallo, L (9,1)		G6-3			F9				G6-3								4 0 0 0 0 0 3 0				
16 Jason Lane, R (1,3) OBP: 0.359, SLG: 0.429		F9			F9				G6-3								4 0 2 0 0 0 0				
Brad Ausmus, R (1,2) OBP: 0.315, SLG: 0.326						F8			G5-3								2 0 0 0 2 0 1				
Wade Miller, R (1,1) OBP: 0.292, SLG: 0.292 Dan Miceli, R (7,1) Richard Hidalgo, R (8,9)						1B SH3-4 BB			G5-3								2 0 0 0 0 0 3 0 0 0 0 0 0 0 1 0 0 0 0 1 1				
Inning Stats	R: 0 E: 0 K: 2 S: 9	H: 1 LOB: 1 BB: 0 P: 15	R: 0 E: 0 K: 0 S: 7	H: 0 LOB: 0 BB: 0 P: 11	R: 0 E: 0 K: 2 S: 14	H: 1 LOB: 3 BB: 2 P: 28	R: 0 E: 0 K: 0 S: 5	H: 0 LOB: 0 BB: 0 P: 9	R: 0 E: 0 K: 0 S: 9	H: 1 LOB: 1 BB: 0 P: 13	R: 2 E: 0 K: 0 S: 14	H: 3 LOB: 3 BB: 2 P: 26	R: 0 E: 0 K: 0 S: 8	H: 1 LOB: 2 BB: 2 P: 17	R: 0 E: 0 K: 2 S: 10	H: 1 LOB: 1 BB: 0 P: 15	R: 0 E: 0 K: 1 S: 7	H: 1 LOB: 1 BB: 0 P: 9	1B: 4 2B: 4 3B: 1 HR: 0	SF: 0 SAC: 1 DP: 1 HBP: 0	WP: 0 PA: 41 PB: 0 SB: 0 CS: 0
PITCHER	IP WLS BF H R ER SO BB IBB HBP BLK WP HR S P ERA WHIP																				
38 Carlos Zambrano, R (1,1) ERA: 2.32	6.0	28	6	2	2	4	3	1	0	0	0	0	0	0	58	102	3.00	1.500			
Kent Mercker, L (7,1) ERA: 2.6	0.2	2	1	0	0	0	0	0	0	0	0	0	0	3	4	0.00	1.500				
Francis Beltran, R (7,1) ERA: 4.18	0.1	3	0	0	0	0	2	0	0	0	0	0	0	5	13	0.00	6.000				
Kyle Farnsworth, R (8,1) ERA: 3.6	1.0	4	1	0	0	2	0	0	0	0	0	0	0	10	15	0.00	1.000				
LaTroy Hawkins, R (9,1) ERA: 1.46	1.0	4	1	0	0	1	0	0	0	0	0	0	0	7	9	0.00	1.000				

Chicago Cubs @ Houston Astros
Minute Maid Park, Houston, TX
Tue Jun 15 2004, 7:05 PM CDT
Att: 38,007 - Dome - 74 F

livebaseballscores.com

AB 34
R 2
H 9
RBI 2
BB 6
SO 7
LOB 26




Batter	1	2	3	4	5	6	7	8	9	AB	R	H	RBI	BB	SO	LOB	TOP		
Todd Walker, L (1.4) OBP: 0.368, SLG: 0.500	F8		F8				SF7		E3	4	0	1	1	0	0	1			
Ramon Martinez, R (1.6) OBP: 0.314, SLG: 0.355	G4-3		G5-4-3						SH1-3	3	0	1	0	1	0	1			
Moises Alou, R (1.7) OBP: 0.335, SLG: 0.543	1B						G5-3		K	5	0	1	0	0	1	5			
16 Aramis Ramirez, R (1.5) OBP: 0.377, SLG: 0.564	1B								G6-3	5	1	3	0	0	0	1			
Todd Hollandsworth, L (1.9) OBP: 0.390, SLG: 0.555	F9									4	1	1	1	0	0	3			
25 Derek Lee, R (1.3) OBP: 0.382, SLG: 0.487										3	0	0	1	0	1	1			
Corey Patterson, L (1.8) OBP: 0.330, SLG: 0.425										4	1	2	0	0	0	0			
Paul Bako, L (1.2) OBP: 0.328, SLG: 0.293										4	1	1	1	0	0	1			
Greg Maddux, R (1.1) OBP: 0.111, SLG: 0.077										1	0	1	0	1	0	0			
Francis Beltran, R (7.1)										0	0	0	0	0	0	0			
Mike Remlinger, L (7.1)										1	0	0	0	0	1	1			
LaTroy Hawkins, R (9.1)										0	0	0	0	0	0	0			
Inning Stats	R: 0 E: 0 K: 0 S: 12	H: 2 LOB: 2 BB: 0 P: 15	R: 0 E: 0 K: 1 S: 6	H: 0 LOB: 0 BB: 0 P: 12	R: 0 E: 0 K: 0 S: 8	H: 1 LOB: 1 BB: 0 P: 12	R: 0 E: 0 K: 0 S: 6	H: 1 LOB: 1 BB: 0 P: 11	R: 0 E: 0 K: 0 S: 7	H: 0 LOB: 0 BB: 0 P: 11	R: 2 E: 1 K: 0 S: 11	H: 3 LOB: 1 BB: 0 P: 21	R: 2 E: 0 K: 1 S: 15	H: 3 LOB: 1 BB: 0 P: 22	R: 0 E: 1 K: 1 S: 6	H: 0 LOB: 1 BB: 0 P: 8	1B: 7 2B: 2 3B: 2 HR: 0	SF: 2 SAC: 2 DP: 1 HBP: 0	WP: 0 PA: 40 PB: 0 SB: 0 CS: 0
PITCHER	IP WLS BF H R ER SO BB IBB HBP BLK WP HR S P ERA WHIP																		
Tim Redding, R (1.1) ERA: 5.0	7.0 L 30 8 2 2 1 2 2 0 0 0 0 0 0 61 109 2.57 1.429																		
Dan Miceli, R (8.1) ERA: 3.73	0.1 3 2 2 2 0 0 0 0 0 0 0 0 6 9 54.00 6.000																		
Mike Gallo, L (8.1) ERA: 3.26	0.2 3 1 0 0 1 0 0 0 0 0 0 0 9 13 0.00 1.500																		
Kirk Bullinger, R (9.1) ERA:	1.0 4 0 0 0 1 0 0 0 0 0 0 0 6 8 0.00 0.000																		

Chicago Cubs @ Houston Astros
Minute Maid Park, Houston, TX
Wed Jun 16 2004, 6:05 PM CDT
Att: 36,225 - Unknown - 82 F

livebaseballscorecards.com

AB 34
R 4
H 11
RBI 4
BB 2
SO 3
LOB 14



Batter	1	2	3	4	5	6	7	8	9	AB	R	H	RBI	BB	SO	LOB	BOTTOM				
Craig Biggio, R (1.8) OBP: 0.365, SLG: 0.471	SH1-3		L7				F7			3	1	1	0	1	0	0					
Jose Vizcaino, S (1.6) OBP: 0.323, SLG: 0.329	SH1-3		F7				G6-3			3	0	0	0	0	0	2					
17 Lance Berkman, S (1.7) OBP: 0.481, SLG: 0.644	FC5-4									3	0	2	1	1	1	0					
Jeff Kent, R (1.4) OBP: 0.344, SLG: 0.521	FC5-4									4	0	0	0	0	1	3					
5 Jeff Bagwell, R (1.3) OBP: 0.395, SLG: 0.454	FC5-4									4	0	3	0	0	1	1					
Morgan Ensberg, R (1.5) OBP: 0.333, SLG: 0.341	FC5-4									4	0	1	0	0	0	4					
16 Jason Lane, R (1.9) OBP: 0.338, SLG: 0.490			G4-3							4	0	0	0	0	2	1					
Brad Ausmus, R (1.2) OBP: 0.314, SLG: 0.324			G1-3							4	0	1	0	0	0	1					
Tim Redding, R (1.1) OBP: 0.111, SLG: 0.077										2	0	0	0	0	2	0					
Richard Hidalgo, R (7.1) OBP: 0.299, SLG: 0.412										1	0	0	0	0	0	1					
Dan Miceli, R (8.1) OBP: 0.323, SLG: 0.412										0	0	0	0	0	0	0					
Mike Gallo, L (8.1) OBP: 0.323, SLG: 0.412										0	0	0	0	0	0	0					
Kirk Bullinger, R (9.1) OBP: 0.323, SLG: 0.412										0	0	0	0	0	0	0					
Orlando Palmeiro, L (9.1) OBP: 0.296, SLG: 0.331										1	0	0	0	0	0	0					
Inning Stats	R: 1 E: 0 K: 0 S: 9	H: 3 LOB: 2 BB: 0 P: 12	R: 0 E: 0 K: 1 S: 5	H: 0 LOB: 0 BB: 0 P: 8	R: 0 E: 0 K: 1 S: 13	H: 1 LOB: 1 BB: 0 P: 19	R: 0 E: 0 K: 1 S: 12	H: 2 LOB: 1 BB: 0 P: 17	R: 0 E: 0 K: 1 S: 7	H: 0 LOB: 0 BB: 0 P: 7	R: 0 E: 0 K: 1 S: 10	H: 1 LOB: 1 BB: 0 P: 14	R: 0 E: 0 K: 1 S: 10	H: 1 LOB: 2 BB: 1 P: 19	R: 0 E: 0 K: 1 S: 10	H: 0 LOB: 1 BB: 1 P: 16	R: 0 E: 0 K: 1 S: 7	H: 0 LOB: 0 BB: 0 P: 8	1B: 7 2B: 1 3B: 0 HR: 0	SF: 0 SAC: 1 DP: 0 HBP: 0	WP: 0 PA: 36 PB: 0 SB: 1 CS: 1
PITCHER	IP WLS BF H R ER SO BB IBB HBP BLK WP HR S P ERA WHIP																				
Greg Maddux, R (1.1) ERA: 3.91	6.1 W 26 8 1 1 5 0 0 0 0 0 0 0 61 85 1.42 1.263																				
Francis Beltran, R (7.1) ERA: 4.13	0.1 H 2 0 0 0 0 1 0 0 0 0 0 0 4 10 0.00 3.000																				
Mike Remlinger, L (7.1) ERA: 6.75	1.1 H 5 0 0 0 1 1 0 0 0 0 0 0 11 17 0.00 0.750																				
LaTroy Hawkins, R (9.1) ERA: 1.42	1.0 S 3 0 0 0 1 0 0 0 0 0 0 0 7 8 0.00 0.000																				

Chicago Cubs @ Houston Astros
Minute Maid Park, Houston, TX
Wed Jun 16 2004, 6:05 PM CDT
Att: 36,225 - Unknown - 82 F

livebaseballscorecards.com

AB 33
R 1
H 8
RBI 1
BB 2
SO 7
LOB 13



Batter	1	2	3	4	5	6	7	8	9	AB	R	H	RBI	BB	SO	LOB	TOP				
Todd Walker, L (1,4) OBP: 0.368, SLG: 0.493	4-1 SH3-4 1B BB	G4-3			G2-3		K2-3	4-0 IBB		3	1	0	0	2	1	2					
Rey Ordonez, R (1,6) OBP: 0.139, SLG: 0.118 16 Aramis Ramirez, R (8, PH) OBP: 0.375, SLG: 0.562	0-0 SH3-4 1-2		0-0 P3		1-3 K		2-3 K	1-1 F8		3	0	0	0	0	2	0					
Corey Patterson, L (1,8) OBP: 0.335, SLG: 0.445	1-3 K		1-2 F9		2-1 2B		1-1 1B		3-2 1B 3B	5	2	3	0	0	1	1					
Moises Alou, R (1,7) OBP: 0.339, SLG: 0.544	1-2 FC6-4 2H 1B		1-0 G1		0-0 G4-3		1-1 2B 1B		0-0 1B 3B	5	1	3	3	0	0	1					
Todd Hollandsworth, L (1,9) OBP: 0.391, SLG: 0.549	1-1 FC6-4 1-2			1-3 K		0-1 E1 25 2B 1B		1-2 25 1B 1B	3-2 1B 2-0 G6-3	5	1	2	0	0	1	2					
25 Derrek Lee, R (1,3) OBP: 0.366, SLG: 0.498		0-0 1B FC5-2 2B		2-3 K		1-1 F8 2H 2B		0-1 1B 1H 2H 1B	2-3 K	5	0	3	2	0	2	0					
Michael Barrett, R (1,2) OBP: 0.362, SLG: 0.522		0-1 FC2-5 FC5-2 1B		4-1 1B BB		2-2 G5-3			2-0 G6-3	3	0	1	0	1	0	1					
Ramon Martinez, R (1,5) OBP: 0.313, SLG: 0.352		3-2 FC5-2 FC2-5 1B		0-0 1B BB		2-1 F8		0-1 E6 SH3-4		4	0	1	0	0	0	3					
Glendon Rusch, L (1,1) OBP: 0.125, SLG: 0.313 LaTroy Hawkins, R (9,1)		1-2 3H FC2-5 1B		1-2 1B		0-2 G3-1		0-0 G6-3	1-1 SH3-4 1-2	3	0	0	0	0	0	5					
		1-2 2-3F								0	0	0	0	0	0	0					
Inning Stats	R: 1 E: 0 K: 1 S: 10	H: 1 LOB: 1 BB: 1 P: 17	R: 0 E: 0 K: 0 S: 10	H: 2 LOB: 2 BB: 0 P: 13	R: 0 E: 0 K: 0 S: 5	H: 0 LOB: 0 BB: 0 P: 7	R: 0 E: 0 K: 2 S: 12	H: 1 LOB: 2 BB: 1 P: 19	R: 0 E: 0 K: 1 S: 8	H: 1 LOB: 1 BB: 0 P: 11	R: 1 E: 1 K: 0 S: 10	H: 2 LOB: 1 BB: 0 P: 15	R: 2 E: 0 K: 2 S: 15	H: 4 LOB: 2 BB: 0 P: 21	R: 0 E: 1 K: 0 S: 8	H: 0 LOB: 2 BB: 1 P: 15	R: 1 E: 0 K: 1 S: 9	H: 2 LOB: 0 BB: 0 P: 16	1B: 8 2B: 4 3B: 1 HR: 0	SF: 0 SAC: 2 DP: 1 HBP: 0	WP: 0 PA: 42 PB: 0 SB: 0 CS: 0
PITCHER	IP WLS BF H R ER SO BB IBB HBP BLK WP HR S P ERA WHIP																				
44 Roy Oswalt, R (1,1) ERA: 3.95 Chad Harville, R (8,1) ERA: 5.21	7.0 L 33 11 4 4 4 6 2 0 0 0 0 0 0 70 103 5.14 1.857																				
2.0 9 2 1 1 1 0 1 0 0 0 0 0 17 31 4.50 1.000																					

Chicago Cubs @ Houston Astros
Minute Maid Park, Houston, TX
Thu Jun 17 2004, 7:05 PM CDT
Att: 41,397 - Dome - 74 F

AB	37
R	5
H	13
RBI	5
BB	3
SO	7
LOB	17



Batter	1	2	3	4	5	6	7	8	9	AB	R	H	RBI	BB	SO	LOB	BOTTOM				
Craig Biggio, R (1,8) OBP: 0.367, SLG: 0.471	1-1 G1-6-3 1B		0-1 SH1-3 1B		1-1 F8			3-2 F8		4	0	2	0	0	0	0					
Morgan Ensberg, R (1,5) OBP: 0.328, SLG: 0.335	1-2 G1-6-3 1-2F		0-0 SH1-3 1-2		1-1 F8			2-3 K		3	0	0	0	0	1	1					
17 Lance Berkman, S (1,7) OBP: 0.481, SLG: 0.660	3-3 K		0-0 P3		1-0 HR			1-2 16 HR 2B		4	2	2	1	0	1	1					
Jeff Kent, R (1,4) OBP: 0.343, SLG: 0.514		4-1 16 1B 4 SF7 5 BB BB	0-0 F9		2-1 F8			2-0 F9		3	1	0	0	1	0	2					
5 Jeff Bagwell, R (1,3) OBP: 0.393, SLG: 0.448		4-2 16 1B BB		1-0 F7		3-3 K		2-3 K		3	0	0	0	1	2	1					
16 Jason Lane, R (1,9) OBP: 0.347, SLG: 0.453		1-2 1-2 2-3 1B		1-3 K2-3			1-1 G6-3	1-2 HR		4	1	2	2	0	1	0					
Raul Chavez, R (1,2) OBP: 0.224, SLG: 0.255 Orlando Palmeiro, L (9, PH) OBP: 0.282, SLG: 0.375		1-0 F9		2-2 F8		2-3 K		2-2 G4-3		3	0	0	0	0	1	3					
4 Eric Bruntlett, R (1,6) OBP: 0.167, SLG: 0.400 Chad Harville, R (8,1)		2-2 SF7			1-0 G6-3			0-1 F9		2	0	0	1	0	0	0					
44 Roy Oswalt, R (1,1) ERA: 3.88 Jose Vizcaino, S (8,6) OBP: 0.319, SLG: 0.326		0-3 3H K		1-2 G5-3			1-3 K			2	0	0	0	0	1	2					
										1	0	0	0	0	1	0					
Inning Stats	R: 0 E: 0 K: 1 S: 8	H: 1 LOB: 0 BB: 0 P: 13	R: 1 E: 0 K: 1 S: 16	H: 1 LOB: 2 BB: 2 P: 28	R: 0 E: 0 K: 0 S: 5	H: 1 LOB: 1 BB: 0 P: 5	R: 0 E: 0 K: 1 S: 10	H: 0 LOB: 0 BB: 0 P: 14	R: 0 E: 0 K: 0 S: 8	H: 0 LOB: 0 BB: 0 P: 11	R: 1 E: 0 K: 1 S: 8	H: 1 LOB: 0 BB: 0 P: 15	R: 0 E: 0 K: 1 S: 7	H: 0 LOB: 0 BB: 0 P: 10	R: 0 E: 0 K: 2 S: 9	H: 0 LOB: 0 BB: 0 P: 15	R: 2 E: 0 K: 1 S: 14	H: 2 LOB: 0 BB: 0 P: 22	1B: 3 2B: 1 3B: 0 HR: 2	SF: 1 SAC: 1 DP: 1 HBP: 0	WP: 0 PA: 34 PB: 0 SB: 0 CS: 0
PITCHER	IP WLS BF H R ER SO BB IBB HBP BLK WP HR S P ERA WHIP																				
Glendon Rusch, L (1,1) ERA: 3.68 LaTroy Hawkins, R (9,1) ERA: 1.85	8.0 W 29 4 2 2 2 7 2 0 0 0 0 0 1 71 111 2.25 0.750																				
1.0 S 5 2 2 2 1 0 0 0 0 0 0 1 14 22 18.00 2.000																					

Chicago Cubs @ Houston Astros
Minute Maid Park, Houston, TX
Thu Jun 17 2004, 7:05 PM CDT
Att: 41,397 - Dome - 74 F

AB	30
R	4
H	6
RBI	4
BB	2
SO	8
LOB	10



Batter	1	2	3	4	5	6	7	8	9	AB	R	H	RBI	BB	SO	LOB	TOP					
21 Mark Kotsay, L (1, 8) OBP: 0.355, SLG: 0.413										4	1	2	2	0	1	0	Oakland Athletics @ Chicago Cubs Wrigley Field, Chicago, IL Fri Jun 18 2004, 2:20 PM CDT Att: 40,073 - Cloudy - 78 F					
Marco Soutaro, R (1, 4) OBP: 0.221, SLG: 0.406										4	0	0	0	0	0	1						
Jermaine Dye, R (1, 9) OBP: 0.356, SLG: 0.518										4	0	2	0	0	1	0						
Erbiel Durazo, L (1, 3) OBP: 0.389, SLG: 0.515										3	0	1	0	0	1	1						
Eric Karros, R (6, 3) OBP: 0.221, SLG: 0.291										1	0	0	0	0	1	1						
7 Bobby Crosby, R (1, 6) OBP: 0.333, SLG: 0.471										3	0	1	0	1	0	1						
23 Bobby Kielty, S (1, 7) OBP: 0.310, SLG: 0.400										4	0	0	0	0	1	4						
Chad Bradford, R (9, 1)										0	0	0	0	0	0	0						
Damian Miller, R (1, 2) OBP: 0.346, SLG: 0.452										4	1	2	0	0	1	1						
Esteban German, R (1, 5) OBP: 0.211, SLG: 0.143										4	0	0	0	0	1	2						
Mark Redman, L (1, 1)										3	0	0	0	0	2	1						
Eric Byrnes, R (9, 7) OBP: 0.371, SLG: 0.493										0	0	0	0	0	0	0						
Inning Stats	R: 0 E: 1 K: 2 S: 12	H: 0 LOB: 1 BB: 0 P: 17	R: 0 E: 0 K: 1 S: 11	H: 1 LOB: 1 BB: 0 P: 14	R: 1 E: 0 K: 1 S: 6	H: 1 LOB: 0 BB: 0 P: 10	R: 0 E: 1 K: 0 S: 9	H: 1 LOB: 1 BB: 0 P: 13	R: 1 E: 0 K: 1 S: 14	H: 2 LOB: 1 BB: 0 P: 22	R: 0 E: 0 K: 1 S: 9	H: 1 LOB: 0 BB: 0 P: 13	R: 0 E: 0 K: 1 S: 8	H: 0 LOB: 0 BB: 0 P: 14	R: 0 E: 0 K: 1 S: 13	H: 1 LOB: 1 BB: 1 P: 18	R: 0 E: 0 K: 1 S: 12	H: 1 LOB: 1 BB: 1 P: 19	1B: 5 2B: 2 3B: 0 HR: 1	SF: 0 SAC: 0 DP: 1 HBP: 0	WP: 0 PB: 0 SB: 0 CS: 0	PA: 35
PITCHER	IP WLS BF H R ER SO BB IBB HBP BLK WP HR S P ERA WHIP																					
Matt Clement, R (1, 1) ERA: 3.07	8.0 L 31 7 2 2 8 0 0 0 0 0 0 1 82 121 2.25 0.875																					
Francis Beltran, R (9, 1) ERA: 3.96	1.0 4 1 0 0 1 1 0 0 0 0 0 0 12 19 0.00 2.000																					

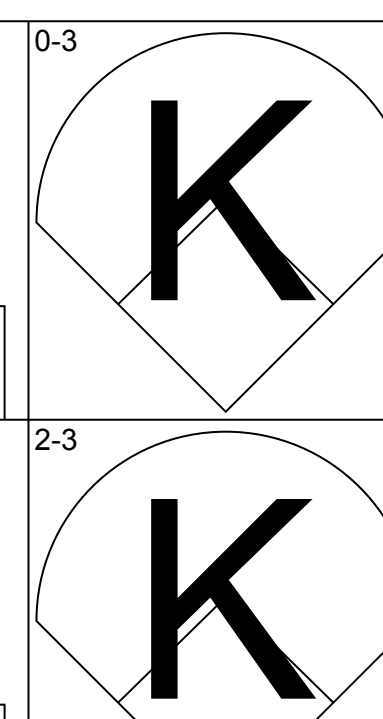
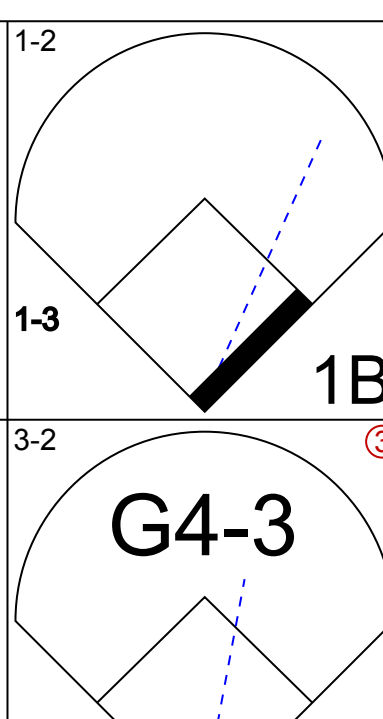
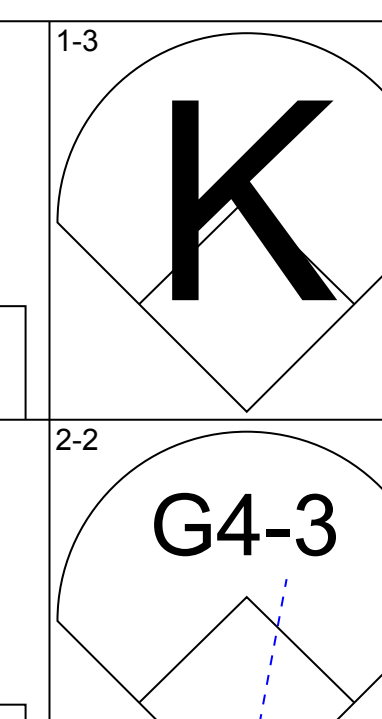
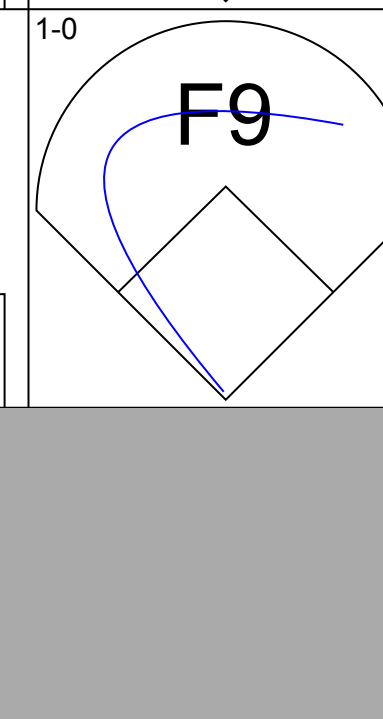

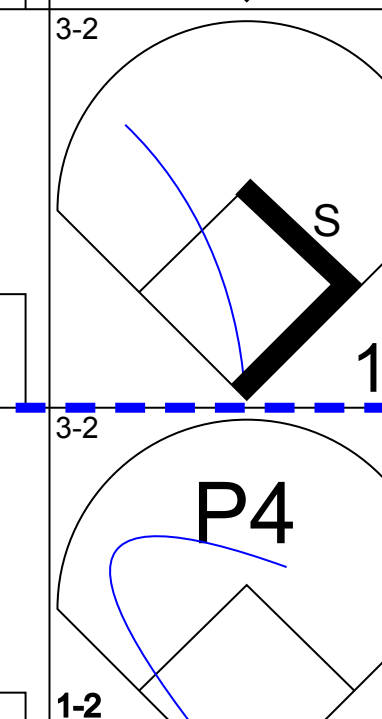

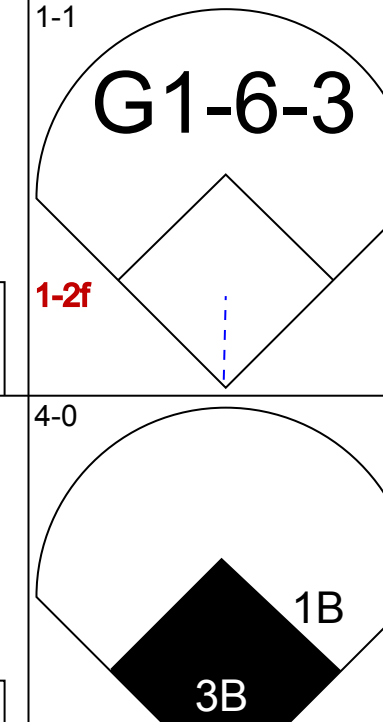


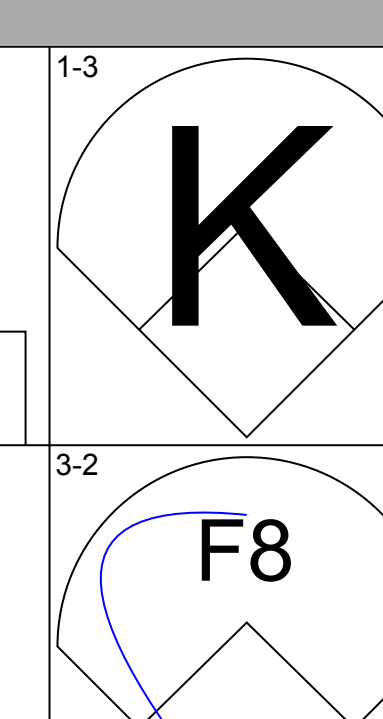
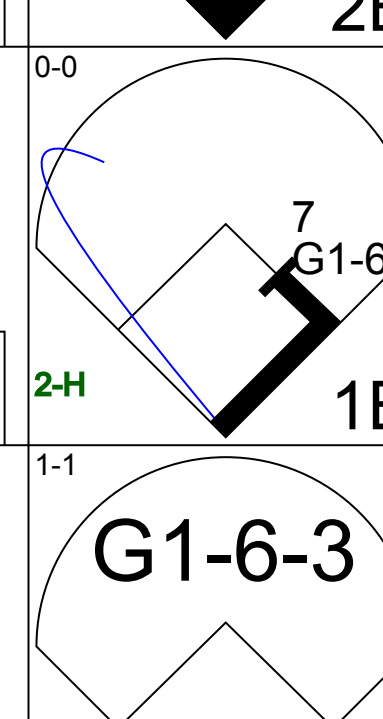
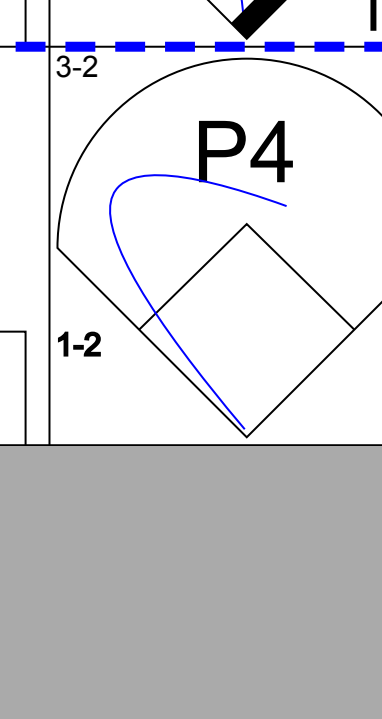

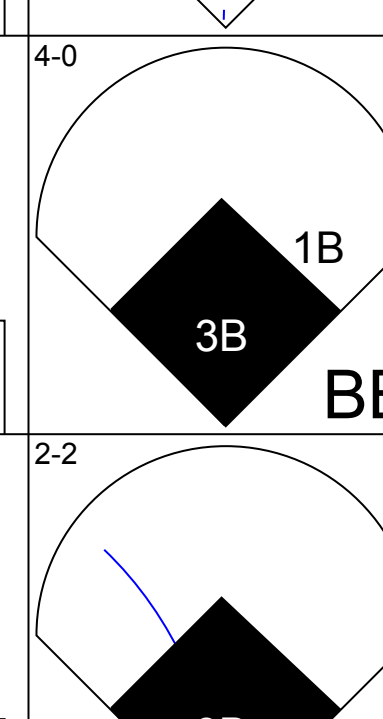
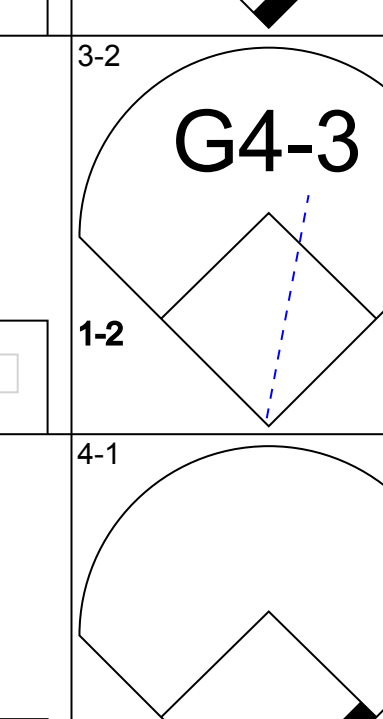

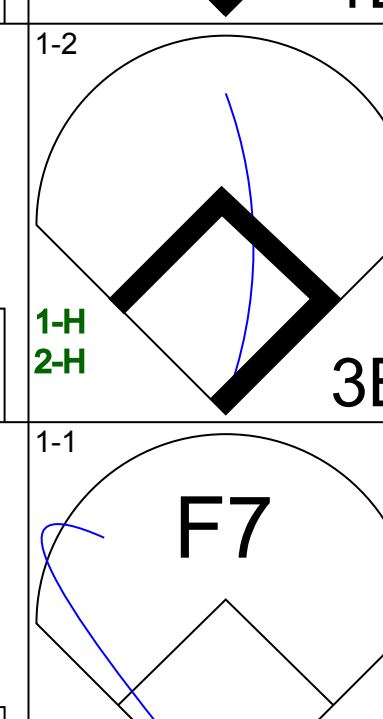

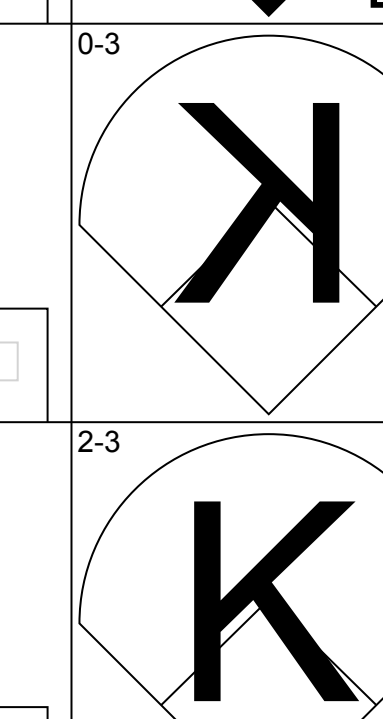
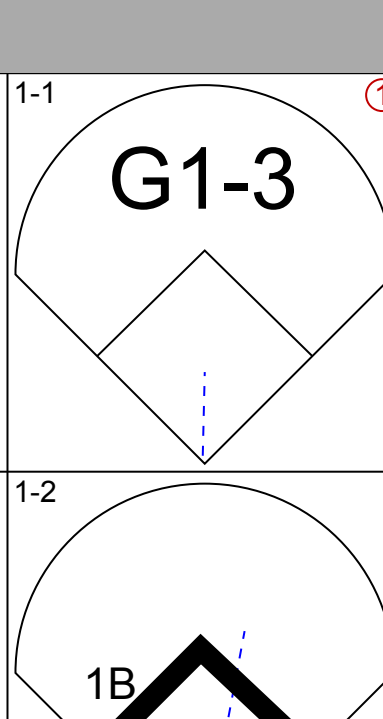
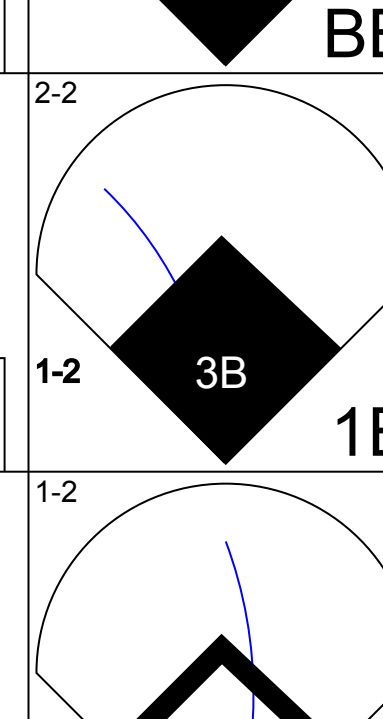
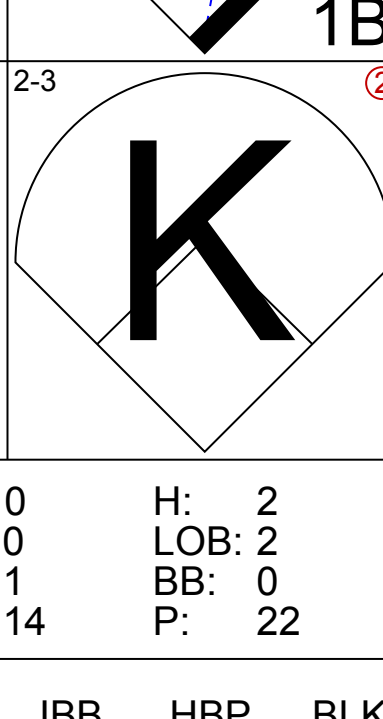
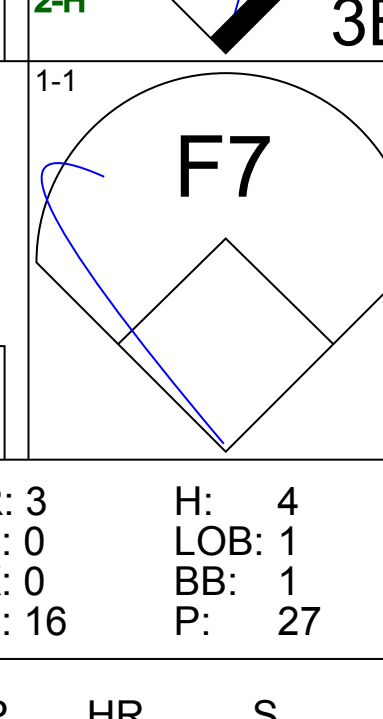
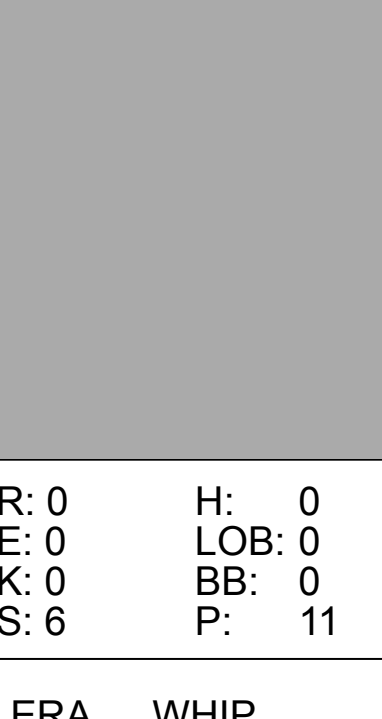
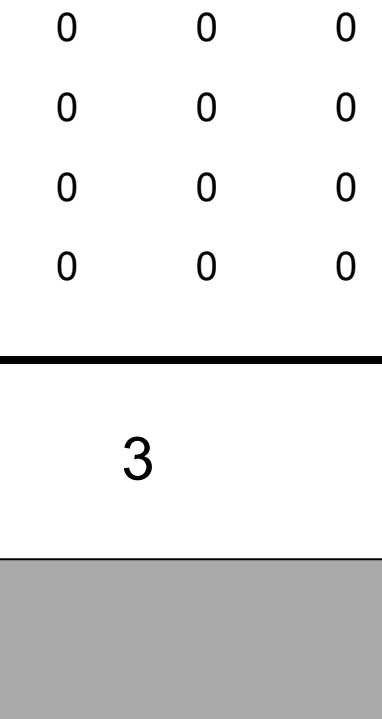
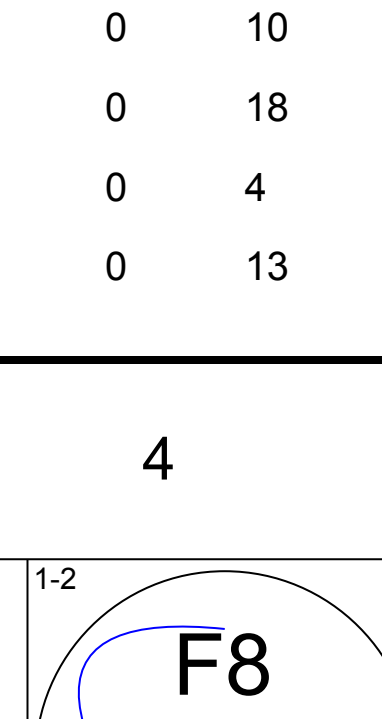
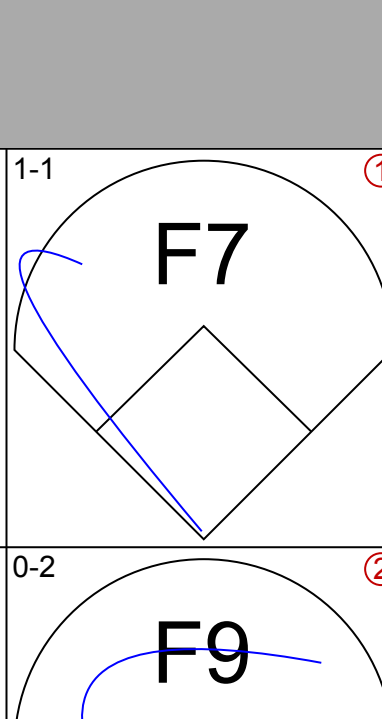
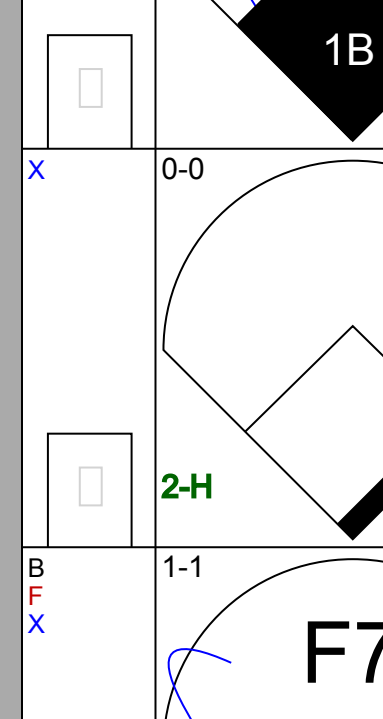
AB	34
R	2
H	8
RBI	2
BB	1
SO	9
LOB	12

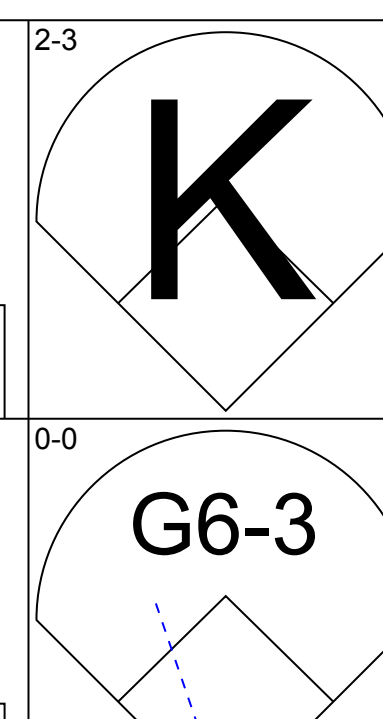
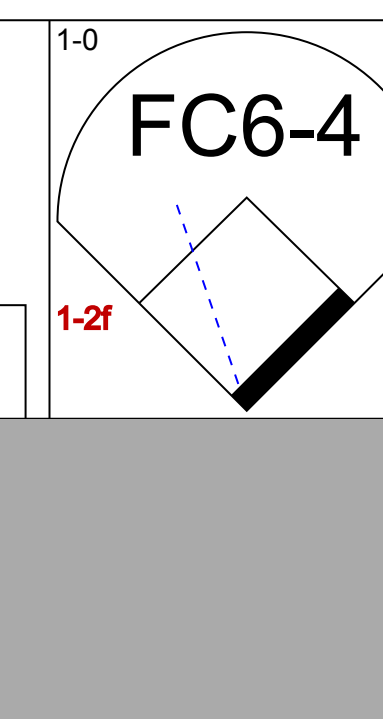
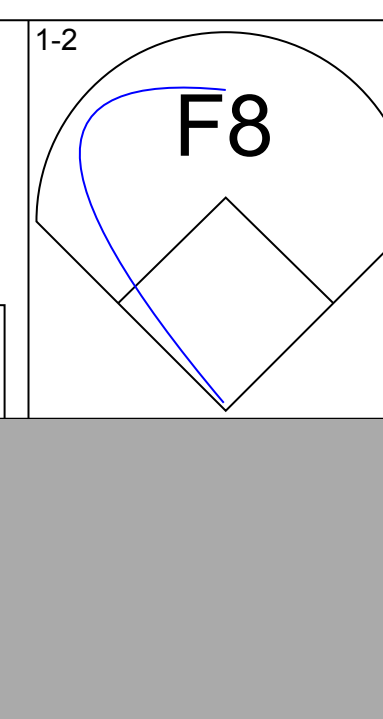
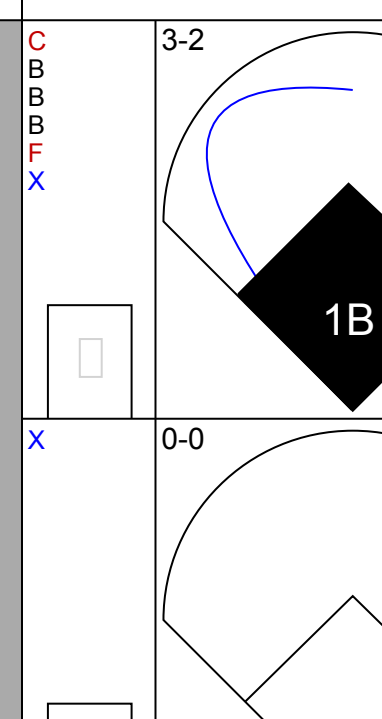
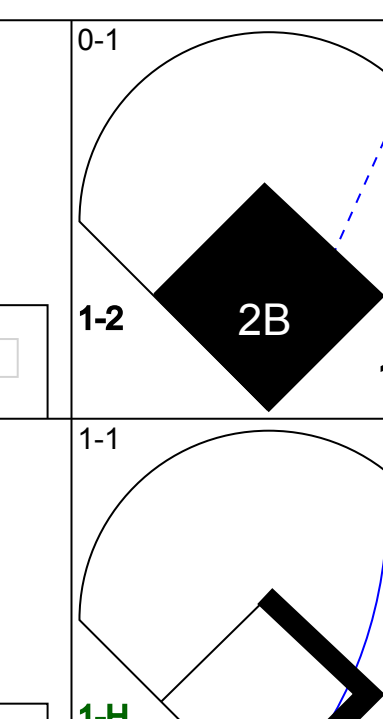
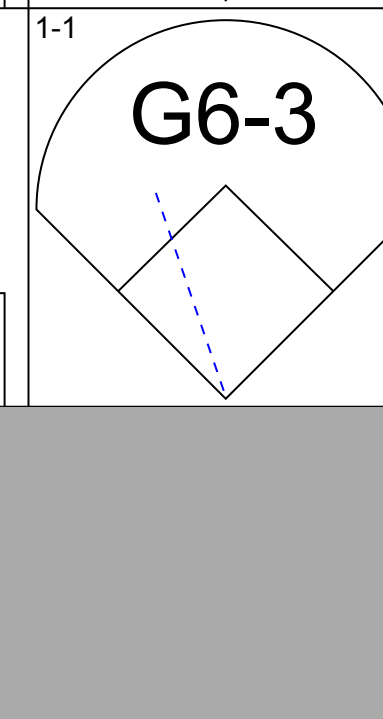
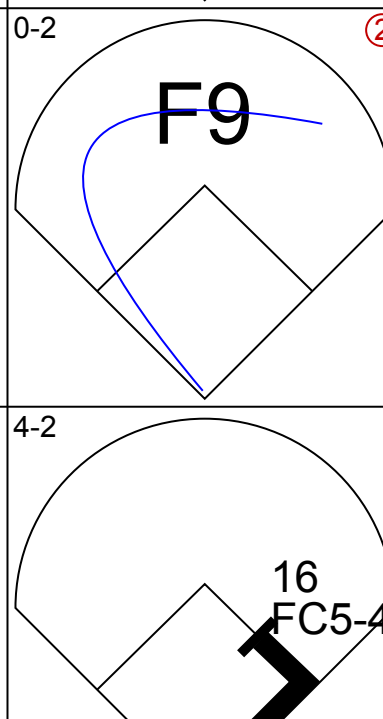
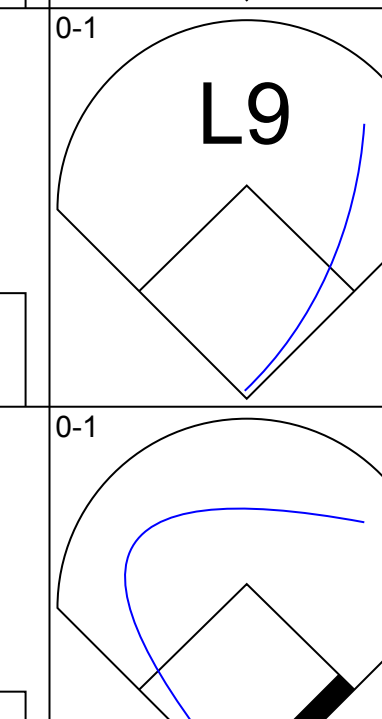
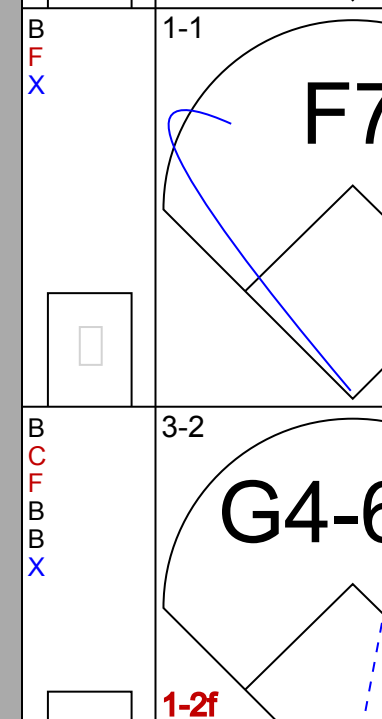


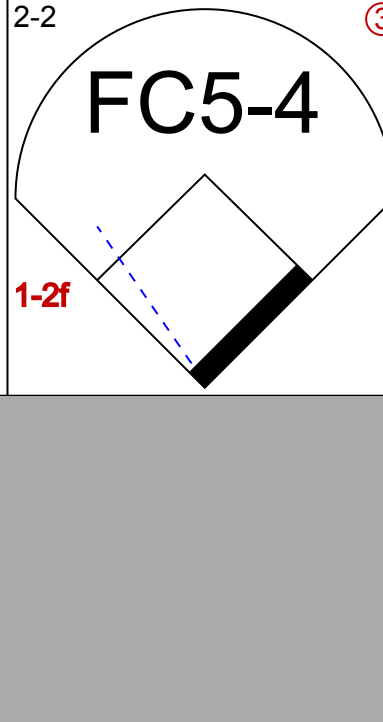


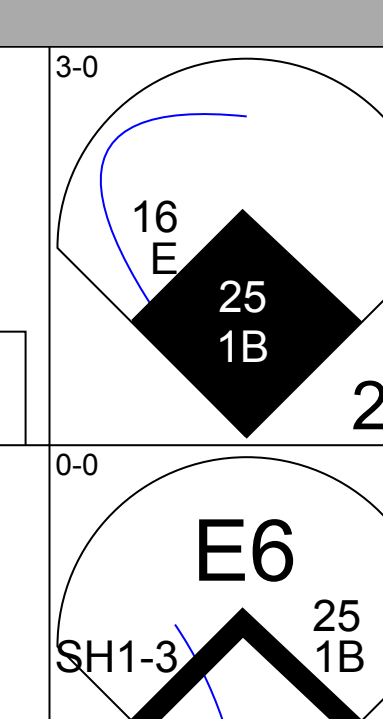
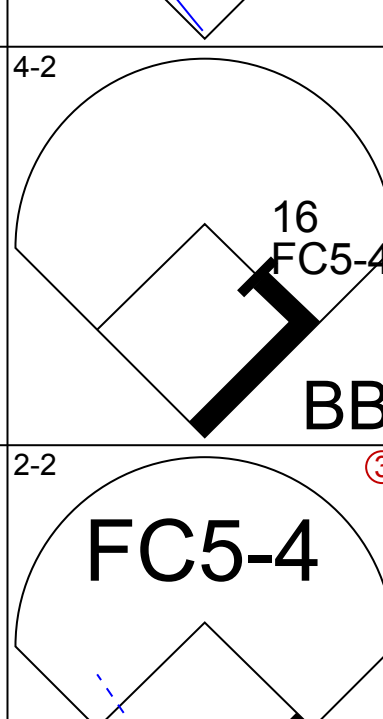
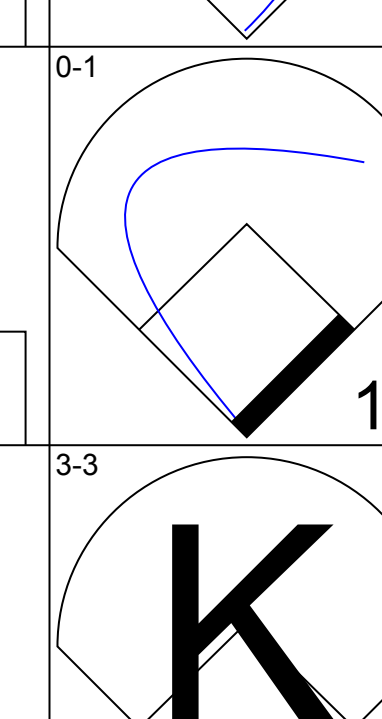
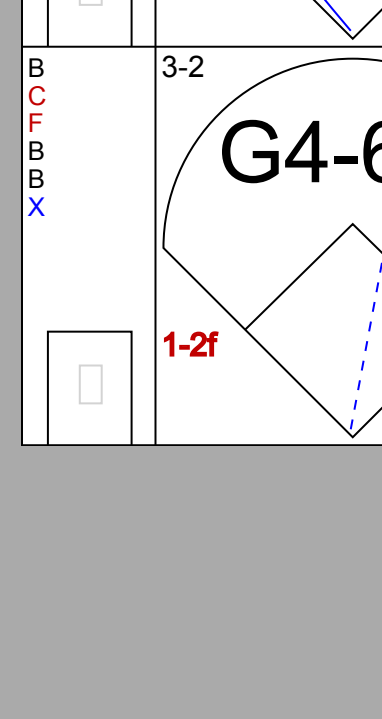
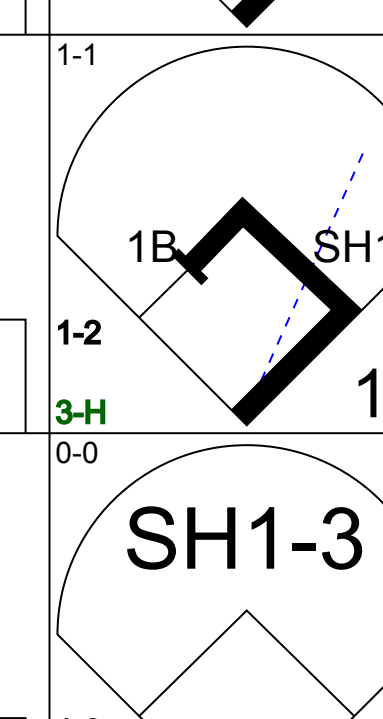


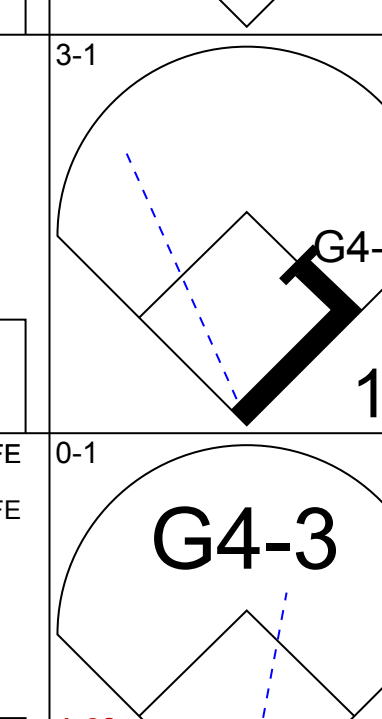
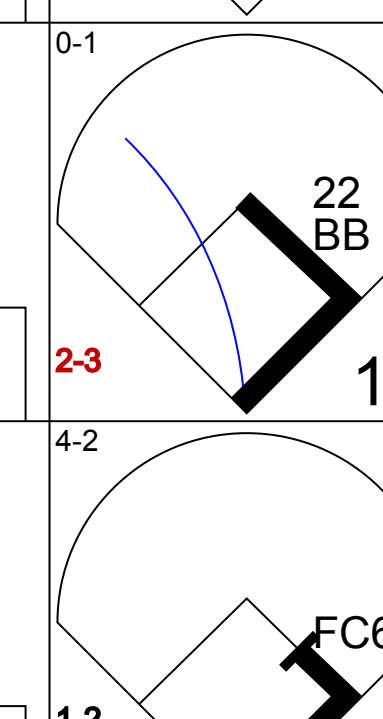
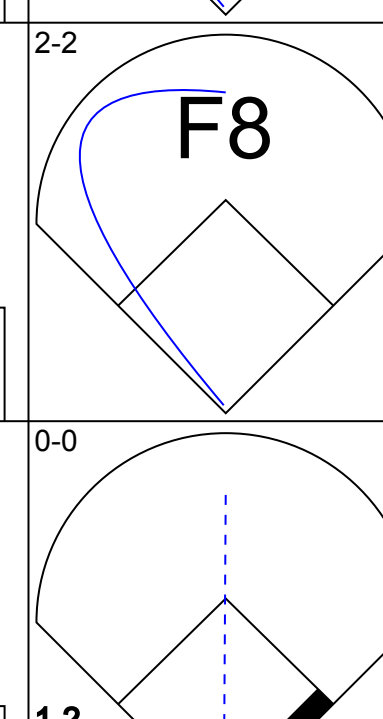
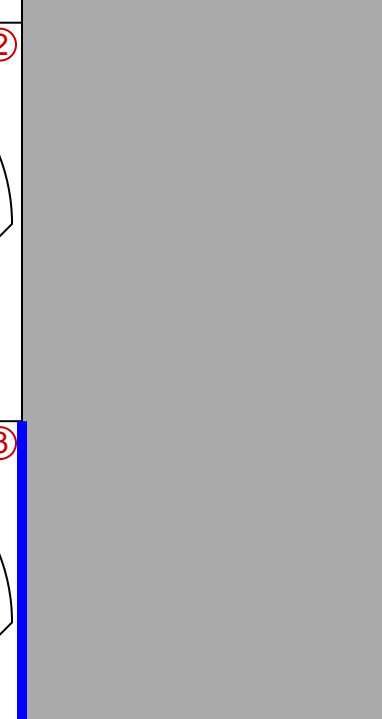

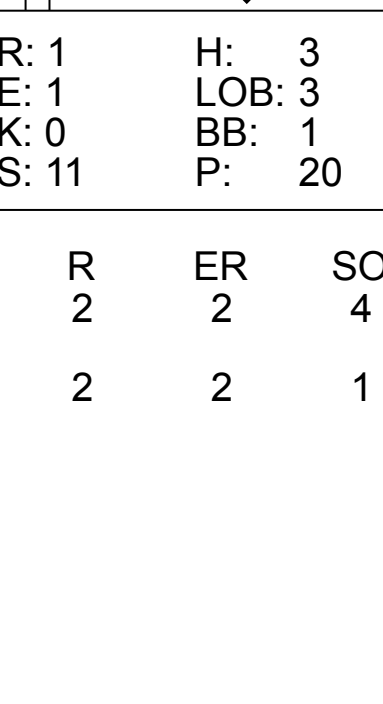
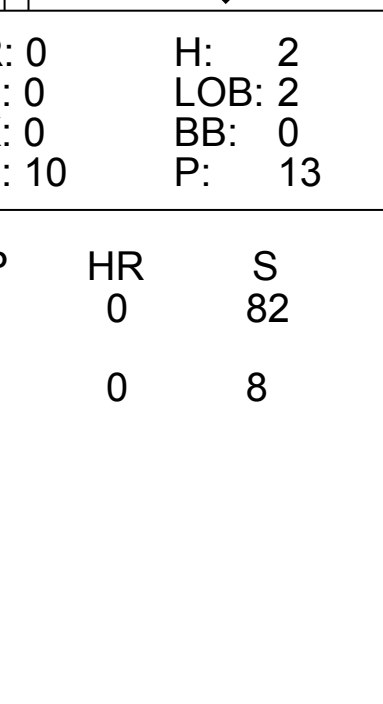
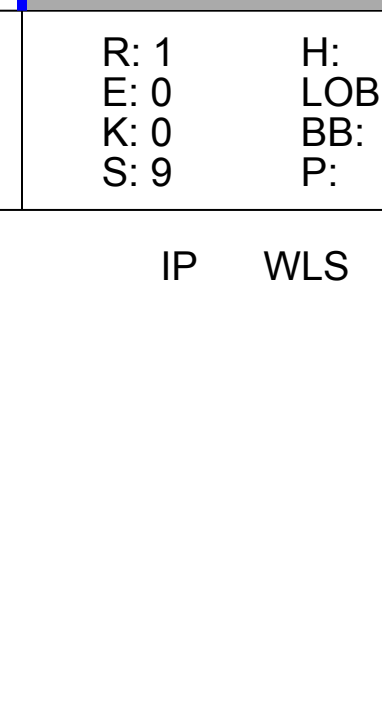
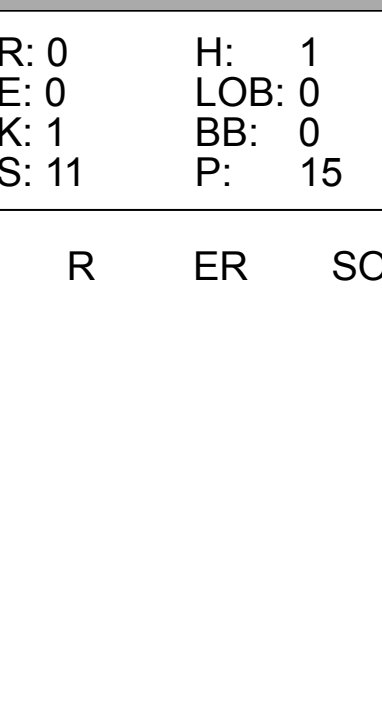
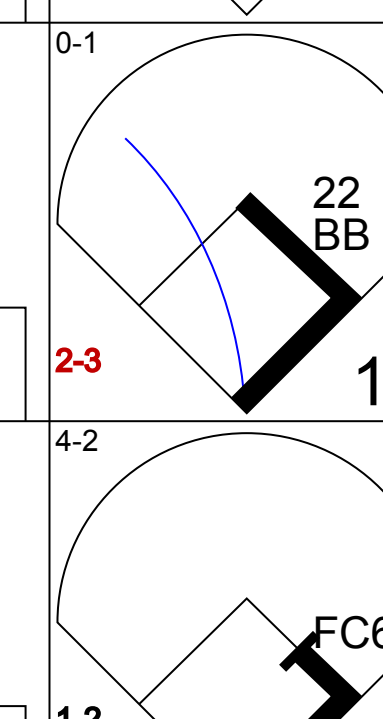
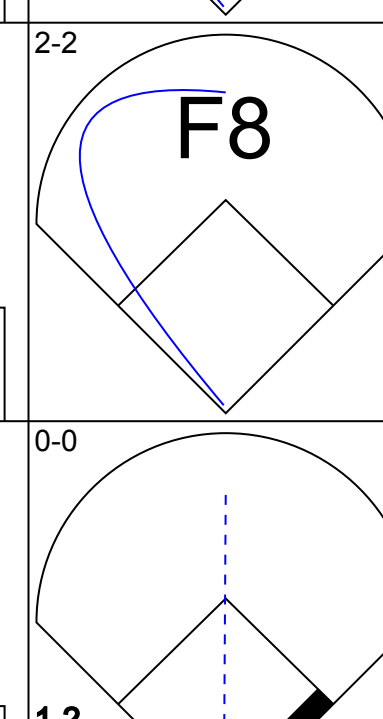
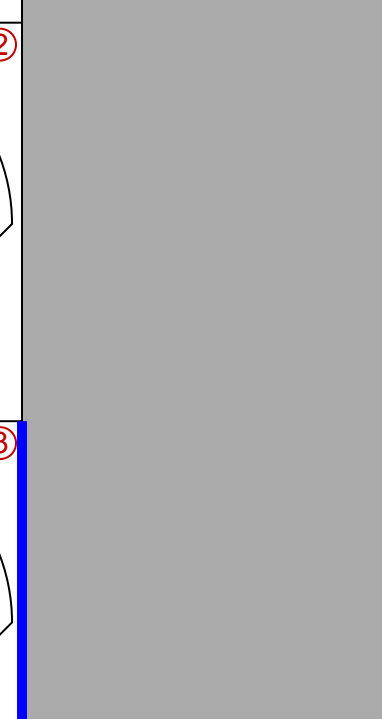
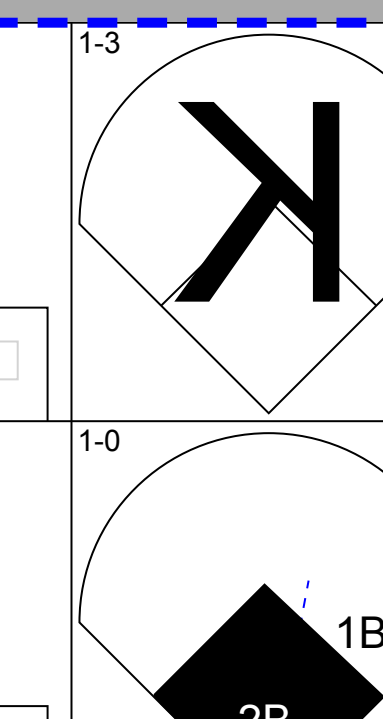


Batter	1	2	3	4	5	6	7	8	9	AB	R	H	RBI	BB	SO	LOB	BOTTOM					
Todd Walker, L (1, 4) OBP: 0.362, SLG: 0.483										4	0	0	0	0	1	2	Oakland Athletics @ Chicago Cubs Wrigley Field, Chicago, IL Fri Jun 18 2004, 2:20 PM CDT Att: 40,073 - Cloudy - 78 F					
Michael Barrett, R (1, 2) OBP: 0.380, SLG: 0.516										4	0	1	0	0	1	0						
16 Aramis Ramirez, R (1, 5) OBP: 0.370, SLG: 0.553										4	0	0	0	0	0	1						
Sammy Sosa, R (1, 9) OBP: 0.375, SLG: 0.572										4	0	0	0	0	2	1						
Todd Hollandsworth, L (1, 7) OBP: 0.390, SLG: 0.544										3	0	1	0	0	1	0						
25 Derrek Lee, R (1, 3) OBP: 0.370, SLG: 0.498										2	1	1	0	1	0	1						
Corey Patterson, L (1, 8) OBP: 0.331, SLG: 0.440										3	0	0	0	0	0	3						
Ramon Martinez, R (1, 6) OBP: 0.313, SLG: 0.351										3	0	1	1	0	0	0						
Matt Clement, R (1, 1) OBP: 0.138, SLG: 0.143										2	0	0	0	0	1	2						
Tom Goodwin, L (8, PH) OBP: 0.220, SLG: 0.255										1	0	0	0	0	0	0						
Francis Beltran, R (9, 1) ERA: 4.55										0	0	0	0	0	0	0						
Inning Stats	R: 0 E: 1 K: 2 S: 12	H: 1 LOB: 1 BB: 0 P: 22	R: 0 E: 0 K: 0 S: 10	H: 0 LOB: 0 BB: 1 P: 16	R: 0 E: 0 K: 1 S: 10	H: 0 LOB: 0 BB: 0 P: 14	R: 0 E: 0 K: 1 S: 7	H: 0 LOB: 0 BB: 0 P: 10	R: 1 E: 1 K: 1 S: 12	H: 2 LOB: 2 BB: 0 P: 16	R: 0 E: 0 K: 1 S: 8	H: 0 LOB: 0 BB: 0 P: 11	R: 0 E: 0 K: 0 S: 4	H: 1 LOB: 0 BB: 0 P: 6	R: 0 E: 0 K: 0 S: 12	H: 0 LOB: 0 BB: 0 P: 21	R: 0 E: 0 K: 0 S: 7	H: 0 LOB: 0 BB: 0 P: 11	1B: 4 2B: 0 3B: 0 HR: 0	SF: 0 SAC: 0 DP: 0 HBP: 0	WP: 1 PB: 0 SB: 0 CS: 2	PA: 32
PITCHER	IP WLS BF H R ER SO BB IBB HBP BLK WP HR S P ERA WHIP																					
Mark Redman, L (1, 1) ERA: 4.07	8.0 W 28 4 1 0 6 1 0 0 0 0 0 0 75 116 0.00 0.625																					
Chad Bradford, R (9, 1) ERA: 4.55	1.0 S 3 0 0 0 0 0 0 0 0 0 0 0 7 11 0.00 0.000																					

AB	30
R	1
H	4
RBI	1
BB	1
SO	6
LOB	10




Batter	1	2	3	4	5	6	7	8	9	AB	R	H	RBI	BB	SO	LOB	TOP			
Eric Byrnes, R OBP: 0.369, SLG: 0.488										4	0	1	0	0	2	0	Oakland Athletics @ Chicago Cubs Wrigley Field, Chicago, IL Sat Jun 19 2004, 12:05 PM CDT Att: 40,022 - Sunny - 60 F			
21 Mark Kotsay, L OBP: 0.349, SLG: 0.405										4	0	0	0	0	1	2				
Jermaine Dye, R OBP: 0.358, SLG: 0.522										4	1	2	0	0	0	0				
Scott Hatteberg, L OBP: 0.402, SLG: 0.517										4	0	1	1	0	1	1				
7 Bobby Crosby, R OBP: 0.336, SLG: 0.472										4	0	2	0	0	0	1				
Damian Miller, R OBP: 0.344, SLG: 0.444										3	1	0	0	1	2	2				
Marco Scutaro, R OBP: 0.324, SLG: 0.405										3	1	1	0	1	0	0				
Esteban German, R OBP: 0.238, SLG: 0.231										4	0	2	2	0	2	2				
Mark Mulder, L (9, PH)										3	0	0	0	0	2	2				
Erubiel Durazo, L OBP: 0.388, SLG: 0.512										1	0	0	0	0	1	2				
Chad Bradford, R (9, 1)										0	0	0	0	0	0	0				
Inning Stats	R: 0 E: 0 K: 2 S: 8	H: 0 LOB: 0 BB: 0 P: 11	R: 0 E: 0 K: 2 S: 10	H: 0 LOB: 0 BB: 0 P: 14	R: 0 E: 0 K: 1 S: 14	H: 2 LOB: 2 BB: 0 P: 22	R: 3 E: 0 K: 0 S: 16	H: 4 LOB: 1 BB: 0 P: 27	R: 0 E: 0 K: 1 S: 10	H: 1 LOB: 0 BB: 0 P: 15	R: 0 E: 0 K: 2 S: 7	H: 0 LOB: 0 BB: 0 P: 7	R: 0 E: 0 K: 1 S: 15	H: 1 LOB: 1 BB: 0 P: 24	R: 0 E: 0 K: 2 S: 13	H: 1 LOB: 2 BB: 1 P: 23	1B: 7 2B: 1 3B: 1 HR: 0	SF: 0 SAC: 0 DP: 1 HBP: 0	WP: 0 PB: 0 SB: 1 CS: 1	PA: 36
PITCHER	IP WLS BF H R ER SO BB IBB HBP BLK WP HR S P ERA WHIP																			
22 Mark Prior, R ERA: 3.66	(1, 1) 5.0 21 6 3 3 5 1 0 0 0 0 0 0 54 85 5.40 1.400																			
Mike Remlinger, L ERA: 5.87	(6, 1) 1.0 3 1 0 0 1 0 0 0 0 0 0 0 10 15 0.00 1.000																			
Francis Beltran, R ERA: 3.71	(7, 1) 1.2 6 1 0 0 3 0 0 0 0 0 0 0 18 24 0.00 0.600																			
Kent Mercker, L ERA: 2.55	(8, 1) 0.1 1 0 0 0 0 0 0 0 0 0 0 0 4 7 0.00 0.000																			
Kyle Farnsworth, R ERA: 3.49	(9, 1) 1.0 W 5 1 0 0 2 1 0 0 0 0 0 0 13 23 0.00 2.000																			

Batter	1	2	3	4	5	6	7	8	9	AB	R	H	RBI	BB	SO	LOB	BOTTOM					
Mark Grudzielanek, R OBP: 0.476, SLG: 0.474										4	1	1	0	0	1	5	Oakland Athletics @ Chicago Cubs Wrigley Field, Chicago, IL Sat Jun 19 2004, 12:05 PM CDT Att: 40,022 - Sunny - 60 F					
Todd Walker, L OBP: 0.365, SLG: 0.496										1	1	1	0	0	0	0						
Michael Barrett, R OBP: 0.381, SLG: 0.518										5	0	2	3	0	0	0						
Moises Alou, R OBP: 0.335, SLG: 0.536										4	0	0	0	0	0	1						
Sammy Sosa, R OBP: 0.384, SLG: 0.582										3	1	2	0	1	0	1						
16 Aramis Ramirez, R OBP: 0.365, SLG: 0.545										4	0	0	0	0	2	3						
25 Derrek Lee, R OBP: 0.379, SLG: 0.506										4	0	4	1	0	0	0						
Corey Patterson, L OBP: 0.327, SLG: 0.434										3	0	0	0	0	0	3						
Ramon Martinez, R OBP: 0.311, SLG: 0.349										4	0	1	0	0	1	2						
22 Mark Prior, R ERA: 3.66	(1, 1) 8.0 34 10 2 2 4 2 0 0 0 0 0 0 82 123 2.25 1.500																					
Mike Remlinger, L ERA: 5.87	(6, 1) 1.0 L 4 3 2 2 1 0 0 0 0 0 0 0 8 11 54.00 9.000																					
Tom Goodwin, L OBP: 0.286, SLG: 0.167	(6, PH) 0.1 1 0 0 0 0 0 0 0 0 0 0 0 1 2 0.00 0.000																					
Francis Beltran, R ERA: 3.71	(7, 1) 1.2 6 1 0 0 3 0 0 0 0 0 0 0 18 24 0.00 0.600																					
Kent Mercker, L ERA: 2.55	(8, 1) 0.1 1 0 0 0 0 0 0 0 0 0 0 0 4 7 0.00 0.000																					
Kyle Farnsworth, R ERA: 3.49	(9, 1) 1.0 W 5 1 0 0 2 1 0 0 0 0 0 0 0 13 23 0.00 2.000																					
Todd Hollandsworth, L OBP: 0.366, SLG: 0.541	(9, PH) 0.1 1 0 0 0 0 0 0 0 0 0 0 0 1 2 0.00 0.000																					
Inning Stats	R: 0 E: 0 K: 1 S: 6	H: 0 LOB: 0 BB: 0 P: 9	R: 1 E: 1 K: 0 S: 11	H: 3 LOB: 3 BB: 1 P: 20	R: 0 E: 0 K: 0 S: 11	H: 0 LOB: 1 BB: 1 P: 18	R: 0 E: 0 K: 0 S: 10	H: 2 LOB: 2 BB: 0 P: 13	R: 0 E: 0 K: 1 S: 13	H: 1 LOB: 1 BB: 0 P: 17	R: 0 E: 0 K: 1 S: 11	H: 1 LOB: 0 BB: 0 P: 15	R: 1 E: 0 K: 0 S: 9	H: 2 LOB: 0 BB: 0 P: 16	R: 0 E: 0 K: 1 S: 11	H: 1 LOB: 1 BB: 0 P: 15	R: 2 E: 0 K: 1 S: 8	H: 3 LOB: 1 BB: 0 P: 11	1B: 10 2B: 3 3B: 0 HR: 0	SF: 0 SAC: 1 DP: 2 HBP: 0	WP: 0 PB: 0 SB: 0 CS: 0	PA: 38
PITCHER	IP WLS BF H R ER SO BB IBB HBP BLK WP HR S P ERA WHIP																					
Mark Mulder, L ERA: 2.91	(1, 1) 8.0 34 10 2 2 4 2 0 0 0 0 0 0 82 123 2.25 1.500																					
Chad Bradford, R ERA: 5.1	(9, 1) 0.1 L 4 3 2 2 1 0 0 0 0 0 0 0 8 11 54.00 9.000																					


livebaseballscorecards.com

AB 34
R 3
H 9
RBI 3
BB 2
SO 11
LOB 12



livebaseballscorecards.com

AB 35
R 4
H 13
RBI 4
BB 2
SO 5
LOB 16



Batter	1	2	3	4	5	6	7	8	9	AB	R	H	RBI	BB	SO	LOB	TOP						
Eric Byrnes, R (1,7) OBP: 0.369, SLG: 0.488	F9		G1-3				K		2B	4	1	1	1	0	1	0	Oakland Athletics @ Chicago Cubs Wrigley Field, Chicago, IL Sun Jun 20 2004, 1:20 PM CDT Att: 40,145 - Sunny - 69 F						
Mark McLemore, S (1,5) OBP: 0.405, SLG: 0.343	21 CS 1B		21 BB BB				K		2B	3	0	2	1	2	1	1							
21 Mark Kotsay, L (1,8) OBP: 0.346, SLG: 0.398	K		BB				F7		K	4	0	0	0	1	3	4							
Jermaine Dye, R (1,9) OBP: 0.356, SLG: 0.521		2B	F8				K		F9	4	1	1	0	0	1	3							
Scott Hatteberg, L (1,3) OBP: 0.403, SLG: 0.519 Arthur Rhodes, L (8,1)	7 G5-3 2H 2B		17 BB BB				F8		G1-3	3	0	1	1	1	0	0							
7 Bobby Crosby, R (1,6) OBP: 0.331, SLG: 0.463	G5-3		L6				F7		K	4	0	0	0	0	1	2							
17 Adam Melhuse, S (1,2) OBP: 0.315, SLG: 0.438	K		1B				1B		G4-3	4	0	2	0	0	1	1							
Marco Scutaro, R (1,4) OBP: 0.318, SLG: 0.397	K		F9				F7		F9	4	0	0	0	0	1	4							
Barry Zito, L (1,1) Jim Mccir, S (6,1) Eric Karros, R (7,PH) Justin Lehr, R (7,1) Erubiel Durazo, L (8,3)			K				P4		2B	2	0	0	0	0	2	2							
Inning Stats	R: 0 E: 0 K: 1 S: 10	H: 1 LOB: 1 BB: 0 P: 18	R: 1 E: 0 K: 2 S: 16	H: 2 LOB: 1 BB: 0 P: 24	R: 0 E: 0 K: 1 S: 10	H: 0 LOB: 2 BB: 2 P: 21	R: 0 E: 0 K: 1 S: 9	H: 1 LOB: 2 BB: 1 P: 15	R: 0 E: 0 K: 2 S: 9	H: 1 LOB: 1 BB: 0 P: 15	R: 0 E: 0 K: 1 S: 7	H: 0 LOB: 1 BB: 1 P: 9	R: 0 E: 0 K: 2 S: 17	H: 0 LOB: 1 BB: 1 P: 24	R: 0 E: 0 K: 1 S: 9	H: 0 LOB: 0 BB: 0 P: 13		R: 2 E: 0 K: 1 S: 16	H: 3 LOB: 1 BB: 0 P: 21	1B: 3 2B: 6 3B: 0 HR: 0	SF: 0 SAC: 0 DP: 1 HBP: 1	WP: 0 PB: 0 SB: 0 CS: 1	PA: 39
PITCHER	IP WLS BF H R ER SO BB IBB HBP BLK WP HR S P ERA WHIP																						
38 Carlos Zambrano, R (1,1) ERA: 2.25	6.2 W 29 5 1 1 8 4 0 0 0 0 0 75 122 1.35 1.350																						
Kent Mercker, L (7,1) ERA: 2.5	0.1 H 1 0 0 0 1 0 0 0 0 0 0 3 4 0.00 0.000																						
Kyle Farnsworth, R (8,1) ERA: 3.38	1.0 H 3 0 0 0 1 0 0 0 0 0 0 9 13 0.00 0.000																						
LaTroy Hawkins, R (9,1) ERA: 2.25	1.0 6 3 2 2 1 0 0 0 0 0 0 16 21 18.00 3.000																						

Batter	1	2	3	4	5	6	7	8	9	AB	R	H	RBI	BB	SO	LOB	BOTTOM				
Michael Barrett, R (1,2) OBP: 0.353, SLG: 0.505	P5	G6-3		F8		G6-3		L4		5	0	0	0	0	0	3	Oakland Athletics @ Chicago Cubs Wrigley Field, Chicago, IL Sun Jun 20 2004, 1:20 PM CDT Att: 40,145 - Sunny - 69 F				
Todd Walker, L (1,4) OBP: 0.371, SLG: 0.498 Mark Grudzielanek, R (8,PH) (9,4)	HR	CS 1B				16 SF8 3B		FC6-4 BB		3	2	2	0	0	1	1					
Moises Alou, R (1,7) OBP: 0.332, SLG: 0.540	1H HR	CS		F7		K		FC6-4		5	1	1	2	0	1	4					
Sammy Sosa, R (1,9) OBP: 0.387, SLG: 0.573	G6-3		25 BB BB			25 BB BB		K		2	0	0	0	2	1	0					
16 Aramis Ramirez, R (1,5) OBP: 0.364, SLG: 0.542	25 BB 1B		F8			SF8		P6		3	1	1	1	0	0	1					
25 Derek Lee, R (1,3) OBP: 0.387, SLG: 0.528	2B 1B		4-1 BB			3H 2B		HR		3	1	3	1	1	0	0					
Corey Patterson, L (1,8) OBP: 0.326, SLG: 0.435	1-3 2H 2B		F8			F7		K		4	0	1	1	0	1	4					
Ramon Martinez, R (1,6) OBP: 0.316, SLG: 0.355	F7		K			38 SH1-4 2B		1B BB		3	0	1	0	1	1	2					
38 Carlos Zambrano, S (1,1) OBP: 0.171, SLG: 0.200 Kent Mercker, L (7,1) Kyle Farnsworth, R (8,1) Jose Macias, S (8,PH) LaTroy Hawkins, R (9,1)		B1-3		G5-3		SH1-4		BB 1B		2	0	0	0	0	0	0					
Inning Stats	R: 3 E: 0 K: 0 S: 22	H: 4 LOB: 2 BB: 0 P: 39	R: 0 E: 0 K: 0 S: 8	H: 1 LOB: 0 BB: 0 P: 14	R: 0 E: 0 K: 1 S: 6	H: 0 LOB: 0 BB: 2 P: 10	R: 0 E: 0 K: 1 S: 7	H: 1 LOB: 1 BB: 0 P: 11	R: 0 E: 0 K: 1 S: 5	H: 0 LOB: 0 BB: 0 P: 8	R: 1 E: 0 K: 1 S: 10	H: 2 LOB: 2 BB: 2 P: 19	R: 0 E: 0 K: 1 S: 10	H: 0 LOB: 0 BB: 0 P: 8	R: 1 E: 0 K: 1 S: 10	H: 2 LOB: 2 BB: 2 P: 19		1B: 4 2B: 3 3B: 1 HR: 2	SF: 1 SAC: 1 DP: 0 HBP: 1	WP: 0 PB: 0 SB: 0 CS: 1	PA: 40
PITCHER	IP WLS BF H R ER SO BB IBB HBP BLK WP HR S P ERA WHIP																				
Barry Zito, L (1,1) ERA: 4.81	5.0 L 25 7 4 4 2 3 0 0 0 0 0 61 110 7.20 2.000																				
Jim Mccir, R (6,1) ERA: 5.92	1.0 4 1 0 0 1 0 0 0 0 0 0 7 11 0.00 1.000																				
Justin Lehr, R (7,1) ERA:	1.0 3 0 0 0 1 0 0 0 0 0 0 5 8 0.00 0.000																				
Arthur Rhodes, L (8,1) ERA: 5.14	1.0 7 2 1 1 1 2 0 0 0 0 0 1 10 9.00 4.000																				

AB	34
R	3
H	8
RBI	3
BB	4
SO	11
LOB	17



AB	31
R	5
H	10
RBI	5
BB	5
SO	5
LOB	15



Batter	1	2	3	4	5	6	7	8	9	AB	R	H	RBI	BB	SO	LOB	TOP								
Mark Grudzielanek, R OBP: 0.444, SLG: 0.417	1-3 K		2-1 F9		1-1 FC5-4 FC4-6			1-1 SH1 16 2B	2-3 K	5	1	1	0	0	2	2	Chicago Cubs @ St. Louis Cardinals Busch Stadium, St. Louis, MO Tue Jun 22 2004, 7:10 PM CDT Att: 45,070 - Cloudy - 71 F								
Ramon Martinez, R OBP: 0.310, SLG: 0.348	3-2 G6-3		1-3 K		2-0 FC4-6			1-1 SH1		3	0	0	0	0	1	1									
Moises Alou, R OBP: 0.331, SLG: 0.547	3-3 K			0-0 HR				0-1 G5-3		4	1	1	1	0	1	1									
Sammy Sosa, R OBP: 0.390, SLG: 0.566		0-1 G6-3		4-2 L4-6 16 1B				4-2 G1-3		2	1	0	0	2	0	0									
16 Aramis Ramirez, R OBP: 0.369, SLG: 0.553		0-1 25 WP FC4-6		3-1 1B				2-1 K		4	1	3	2	0	1	0									
25 Derrek Lee, R OBP: 0.389, SLG: 0.538		4-2 FC4-6 BB		0-3 K				1-0 HR		3	1	1	1	1	1	3									
Corey Patterson, L OBP: 0.325, SLG: 0.432		0-0 FC4-6		2-1 L4-6				2-1 G4-3		4	0	1	1	0	0	3									
Paul Bako, L OBP: 0.314, SLG: 0.279		0-0 L9			1-3 K2-3			1-1 SH1-3 1B		3	0	0	0	0	2	1									
Jose Macias, S OBP: 0.298, SLG: 0.402								1-1 SH1-3		0	0	0	0	0	0	0									
LaTroy Hawkins, R OBP: 0.351, SLG: 0.502								1-2 F8		1	0	0	0	0	0	1									
Greg Maddux, R OBP: 0.133, SLG: 0.103			1-2 G1-3							3	0	1	0	0	1	0									
Kyle Farnsworth, R OBP: 0.351, SLG: 0.502										0	0	0	0	0	0	0									
Inning Stats	R: 0 E: 0 K: 2 S: 10	H: 0 LOB: 0 BB: 0 P: 17	R: 1 E: 0 K: 0 S: 8	H: 1 LOB: 1 BB: 1 P: 12	R: 0 E: 0 K: 1 S: 8	H: 0 LOB: 0 BB: 0 P: 12	R: 1 E: 0 K: 1 S: 11	H: 2 LOB: 1 BB: 1 P: 20	R: 0 E: 0 K: 1 S: 7	H: 1 LOB: 0 BB: 0 P: 11	R: 0 E: 0 K: 2 S: 8	H: 0 LOB: 0 BB: 0 P: 11	R: 1 E: 0 K: 2 S: 9	H: 1 LOB: 0 BB: 0 P: 13	R: 2 E: 0 K: 0 S: 13	H: 2 LOB: 1 BB: 1 P: 24	R: 0 E: 0 K: 1 S: 11	H: 1 LOB: 1 BB: 0 P: 18	1B: 4 2B: 3 HR: 2	SF: 0 SAC: 2 DP: 1 HBP: 0	WP: 1 PB: 0 CS: 0	PA: 37			
PITCHER	IP	WLS	BF	H	R	ER	SO	BB	IBB	HBP	BLK	WP	HR	S	P	ERA	WHIP								
Jason Marquis, R ERA: 4.31	(1, 1)	7.1	29	6	4	4	8	2	0	0	0	1	2	65	102	4.91	1.091								
44 Jason Isringhausen, R ERA: 3.62	(8, 1)	0.2	L	4	1	1	1	1	0	0	0	0	0	9	18	13.50	3.000								
Ray King, L ERA: 1.33	(9, 1)	0.1		2	1	0	0	0	0	0	0	0	0	4	6	0.00	3.000								
Julian Tavarez, R ERA: 2.67	(9, 1)	0.2		2	0	0	1	0	0	0	0	0	0	7	12	0.00	0.000								

AB	32
R	5
H	8
RBI	5
BB	3
SO	9
LOB	12



Batter	1	2	3	4	5	6	7	8	9	AB	R	H	RBI	BB	SO	LOB	BOTTOM								
Tony Womack, L OBP: 0.343, SLG: 0.410	1-2 1B 27 SF9		2-1 P5		1-1 G3			3-1 1B 1-3 2H		4	1	2	1	0	0	0	Chicago Cubs @ St. Louis Cardinals Busch Stadium, St. Louis, MO Tue Jun 22 2004, 7:10 PM CDT Att: 45,070 - Cloudy - 71 F								
Edgar Renteria, R OBP: 0.322, SLG: 0.378	1-1 FC1-6 1B		1-0 F8		1-1 G6-3			1-2 G5-3		4	0	1	0	0	0	2									
5 Albert Pujols, R OBP: 0.399, SLG: 0.610	1-2 FC1-6 1B		3-2 G6-3					0-3 K		4	1	1	0	0	1	2									
27 Scott Rolen, R OBP: 0.411, SLG: 0.632	2-0 SF9		1-2 G1-3					2-2 G6-4-3		3	0	0	1	0	0	1									
John Mabry, L OBP: 0.390, SLG: 0.500	0-0 1B		2-3 K					0-2 G3-1		4	1	1	0	0	2	0									
Reggie Sanders, R OBP: 0.290, SLG: 0.484	2-2 1B			2-3 K				0-1 G5-3		4	0	1	1	0	1	0									
Ray Lankford, L OBP: 0.386, SLG: 0.442	1-2 1B							1-1 P6																	
4 Yadier Molina, R OBP: 0.347, SLG: 0.250	0-0 G4-3							1-2 FC5-4 1B		4	0	2	1	0	0	0									
7 Hector Luna, R OBP: 0.299, SLG: 0.387								1-2 FC5-4		3	0	1	0	0	0	2									
Mike Matheny, R OBP: 0.305, SLG: 0.386								1-2 FC5-4		0	1	0	0	0	0	0									
Roger Cedeno, S OBP: 0.333, SLG: 0.426								1-2 FC5-4		0	0	0	0	0	0	0									
Jason Marquis, L OBP: 0.242, SLG: 0.313			0-0 G3					0-1 F7		3	0	1	0	0	0	0									
44 Jason Isringhausen, R OBP: 1.000, SLG: 1.000										0	0	0	0	0	0	0									
Ray King, L OBP: 0.351, SLG: 0.502										0	0	0	0	0	0	0									
Julian Tavarez, L OBP: 0.381, SLG: 0.558										1	0	0	0	0	0	1									
Inning Stats	R: 3 E: 0 K: 0 S: 18	H: 5 LOB: 2 BB: 0 P: 24	R: 0 E: 0 K: 0 S: 4	H: 0 LOB: 0 BB: 0 P: 7	R: 0 E: 0 K: 1 S: 10	H: 0 LOB: 0 BB: 0 P: 16	R: 0 E: 0 K: 1 S: 7	H: 0 LOB: 0 BB: 0 P: 11	R: 0 E: 0 K: 0 S: 5	H: 1 LOB: 0 BB: 0 P: 8	R: 0 E: 0 K: 0 S: 8	H: 0 LOB: 0 BB: 0 P: 12	R: 1 E: 0 K: 0 S: 15	H: 3 LOB: 2 BB: 0 P: 23	R: 0 E: 0 K: 2 S: 8	H: 0 LOB: 0 BB: 0 P: 9	R: 0 E: 0 K: 0 S: 11	H: 1 LOB: 1 BB: 0 P: 14	1B: 10 2B: 0 3B: 0 HR: 0	SF: 1 SAC: 0 DP: 1 HBP: 0	WP: 0 PB: 0 CS: 0	PA: 36			
PITCHER	IP	WLS	BF	H	R	ER	SO	BB	IBB	HBP	BLK	WP	HR	S	P	ERA	WHIP								
Greg Maddux, R ERA: 4.02	(1, 1)	6.2	28	9	4	4	2	0	0	0	0	0	0	11	13	0.00	0.000								
Kyle Farnsworth, R ERA: 3.24	(7, 1)	1.1	W	4	0	0	2	0	0	0	0	0	0	11	13	0.00	0.000								
LaTroy Hawkins, R ERA: 2.2	(9, 1)	1.0	S	4	1	0	0	0	0	0	0	0	0	11	14	0.00	1.000								



Batter	1	2	3	4	5	6	7	8	9	AB	R	H	RBI	BB	SO	LOB	TOP				
Todd Walker, L (1,4) OBP: 0.372, SLG: 0.507	P6		K		P6		K			4	0	0	0	0	2	2	Chicago Cubs @ St. Louis Cardinals Busch Stadium, St. Louis, MO Thu Jun 24 2004, 7:10 PM CDT Att: 48,042 - Unknown - 85 F				
Michael Barrett, R (1,2) OBP: 0.346, SLG: 0.486	K		FC6-4 BB		K			G4-3		3	0	0	0	1	2	0					
Moises Alou, R (1,7) OBP: 0.328, SLG: 0.539	P4		FC6-4 1-2		G5-3			F9		4	0	0	0	0	0	1					
Sammy Sosa, R (1,9) OBP: 0.387, SLG: 0.552					K			K		4	0	2	0	0	2	0					
16 Aramis Ramirez, R (1,5) OBP: 0.368, SLG: 0.549					F9			FC4-6 1B		4	0	2	0	0	1	1					
25 Derek Lee, R (1,3) OBP: 0.397, SLG: 0.543					K			L7		4	0	1	0	0	1	3					
Corey Patterson, L (1,8) OBP: 0.336, SLG: 0.442					K			FC4-6 1-2		4	0	2	0	0	0	1					
Rey Ordenez, R (1,6) OBP: 0.132, SLG: 0.111					K			K		2	0	0	0	0	0	5					
Tom Goodwin, L (7,PH) OBP: 0.231, SLG: 0.265					G1-2-3			K		1	0	1	0	0	0	0					
Ramon Martinez, R (7,6) OBP: 0.311, SLG: 0.350					F9			E3		0	0	0	0	0	0	0					
Matt Clement, R (1,1) OBP: 0.129, SLG: 0.133					K					2	0	0	0	0	1	0					
Todd Hollandsworth, L (7,PH) OBP: 0.391, SLG: 0.543										1	0	0	0	0	0	1					
Jon Leicester, R (7,1)										0	0	0	0	0	0	0					
Inning Stats	R: 0 E: 0 K: 1 S: 10	H: 0 LOB: 0 BB: 0 P: 12	R: 0 E: 0 K: 1 S: 12	H: 3 LOB: 2 BB: 0 P: 22	R: 0 E: 0 K: 1 S: 8	H: 0 LOB: 1 BB: 1 P: 14	R: 0 E: 0 K: 1 S: 18	H: 3 LOB: 2 BB: 0 P: 21	R: 0 E: 0 K: 2 S: 9	H: 0 LOB: 0 BB: 0 P: 13	R: 0 E: 1 K: 1 S: 10	H: 1 LOB: 2 BB: 0 P: 15	R: 0 E: 0 K: 1 S: 8	H: 0 LOB: 0 BB: 0 P: 12	R: 0 E: 0 K: 1 S: 11	H: 1 LOB: 1 BB: 0 P: 12	1B: 8 2B: 0 3B: 0 HR: 0	SF: 0 SAC: 0 DP: 1 HBP: 0	WP: 0 PB: 0 SB: 0 CS: 0	PA: 35	
PITCHER	IP WLS BF H R ER SO BB IBB HBP BLK WP HR S P ERA WHIP	IP WLS BF H R ER SO BB IBB HBP BLK WP HR S P ERA WHIP	IP WLS BF H R ER SO BB IBB HBP BLK WP HR S P ERA WHIP	IP WLS BF H R ER SO BB IBB HBP BLK WP HR S P ERA WHIP	IP WLS BF H R ER SO BB IBB HBP BLK WP HR S P ERA WHIP	IP WLS BF H R ER SO BB IBB HBP BLK WP HR S P ERA WHIP	IP WLS BF H R ER SO BB IBB HBP BLK WP HR S P ERA WHIP	IP WLS BF H R ER SO BB IBB HBP BLK WP HR S P ERA WHIP	IP WLS BF H R ER SO BB IBB HBP BLK WP HR S P ERA WHIP	IP WLS BF H R ER SO BB IBB HBP BLK WP HR S P ERA WHIP	IP WLS BF H R ER SO BB IBB HBP BLK WP HR S P ERA WHIP	IP WLS BF H R ER SO BB IBB HBP BLK WP HR S P ERA WHIP	IP WLS BF H R ER SO BB IBB HBP BLK WP HR S P ERA WHIP	IP WLS BF H R ER SO BB IBB HBP BLK WP HR S P ERA WHIP	IP WLS BF H R ER SO BB IBB HBP BLK WP HR S P ERA WHIP	IP WLS BF H R ER SO BB IBB HBP BLK WP HR S P ERA WHIP	IP WLS BF H R ER SO BB IBB HBP BLK WP HR S P ERA WHIP	IP WLS BF H R ER SO BB IBB HBP BLK WP HR S P ERA WHIP	IP WLS BF H R ER SO BB IBB HBP BLK WP HR S P ERA WHIP	IP WLS BF H R ER SO BB IBB HBP BLK WP HR S P ERA WHIP	IP WLS BF H R ER SO BB IBB HBP BLK WP HR S P ERA WHIP

AB	34
R	0
H	8
RBI	0
BB	1
SO	10
LOB	15



Batter	1	2	3	4	5	6	7	8	9	AB	R	H	RBI	BB	SO	LOB	BOTTOM				
Tony Womack, L (1,4) OBP: 0.350, SLG: 0.417	G3-6-3 1B		1-2 1B	2-3 3-H 1B			F9			4	0	3	1	0	0	0	Chicago Cubs @ St. Louis Cardinals Busch Stadium, St. Louis, MO Thu Jun 24 2004, 7:10 PM CDT Att: 48,042 - Unknown - 85 F				
Roger Cedeno, S (1,9) OBP: 0.309, SLG: 0.392	G3-6-3		G3	G4-3			K			4	0	0	0	0	1	5					
So Taguchi, R (8,9) OBP: 0.319, SLG: 0.415	1-2									0	0	0	0	0	0	0					
5 Albert Pujols, R (1,3) OBP: 0.401, SLG: 0.616	P2			15 G3 7 E HBP	27 1B		27 G1-6-3 1B		E6	3	1	1	0	0	0	0					
27 Scott Rolen, R (1,5) OBP: 0.406, SLG: 0.618				7 E SF8	15 G3 1B		G1-6-3 1-2		F8	4	1	1	0	0	1	2					
15 Jim Edmonds, L (1,8) OBP: 0.375, SLG: 0.549				G3			K		K	4	0	0	0	0	2	3					
Ray Lankford, L (1,7) OBP: 0.397, SLG: 0.450				1-2 2-3					K	4	0	0	0	0	2	3					
7 Hector Luna, R (1,6) OBP: 0.284, SLG: 0.382				4-0			G4-3		K	3	1	0	0	1	1	1					
7 Hector Luna, R (1,6) OBP: 0.284, SLG: 0.382				29 1B IBB			G4-3		F9	3	1	0	1	0	1	2					
Mike Matheny, R (1,2) OBP: 0.292, SLG: 0.371				29 1B IBB			F9		K	2	0	0	1	0	2	0					
29 Chris Carpenter, R (1,1) OBP: 0.182, SLG: 0.196				3-H					K	3	0	2	1	0	1	0					
44 Jason Isringhausen, R (9,1) OBP: 1.000, SLG: 1.000				1-3 2-H					K	0	0	0	0	0	0	0					
Inning Stats	R: 0 E: 0 K: 0 S: 5	H: 1 LOB: 0 BB: 0 P: 8	R: 0 E: 0 K: 1 S: 11	H: 0 LOB: 0 BB: 0 P: 14	R: 0 E: 0 K: 2 S: 11	H: 2 LOB: 2 BB: 0 P: 15	R: 4 E: 1 K: 0 S: 11	H: 3 LOB: 2 BB: 1 P: 20	R: 0 E: 0 K: 1 S: 9	H: 1 LOB: 0 BB: 0 P: 14	R: 0 E: 0 K: 1 S: 7	H: 0 LOB: 0 BB: 0 P: 9	R: 0 E: 0 K: 2 S: 9	H: 0 LOB: 0 BB: 0 P: 12	R: 0 E: 1 K: 2 S: 11	H: 0 LOB: 1 BB: 0 P: 15	1B: 7 2B: 0 3B: 0 HR: 0	SF: 1 SAC: 0 DP: 2 HBP: 1	WP: 0 PB: 0 SB: 0 CS: 0	PA: 33	
PITCHER	IP WLS BF H R ER SO BB IBB HBP BLK WP HR S P ERA WHIP	IP WLS BF H R ER SO BB IBB HBP BLK WP HR S P ERA WHIP	IP WLS BF H R ER SO BB IBB HBP BLK WP HR S P ERA WHIP	IP WLS BF H R ER SO BB IBB HBP BLK WP HR S P ERA WHIP	IP WLS BF H R ER SO BB IBB HBP BLK WP HR S P ERA WHIP	IP WLS BF H R ER SO BB IBB HBP BLK WP HR S P ERA WHIP	IP WLS BF H R ER SO BB IBB HBP BLK WP HR S P ERA WHIP	IP WLS BF H R ER SO BB IBB HBP BLK WP HR S P ERA WHIP	IP WLS BF H R ER SO BB IBB HBP BLK WP HR S P ERA WHIP	IP WLS BF H R ER SO BB IBB HBP BLK WP HR S P ERA WHIP	IP WLS BF H R ER SO BB IBB HBP BLK WP HR S P ERA WHIP	IP WLS BF H R ER SO BB IBB HBP BLK WP HR S P ERA WHIP	IP WLS BF H R ER SO BB IBB HBP BLK WP HR S P ERA WHIP	IP WLS BF H R ER SO BB IBB HBP BLK WP HR S P ERA WHIP	IP WLS BF H R ER SO BB IBB HBP BLK WP HR S P ERA WHIP	IP WLS BF H R ER SO BB IBB HBP BLK WP HR S P ERA WHIP	IP WLS BF H R ER SO BB IBB HBP BLK WP HR S P ERA WHIP	IP WLS BF H R ER SO BB IBB HBP BLK WP HR S P ERA WHIP	IP WLS BF H R ER SO BB IBB HBP BLK WP HR S P ERA WHIP	IP WLS BF H R ER SO BB IBB HBP BLK WP HR S P ERA WHIP	IP WLS BF H R ER SO BB IBB HBP BLK WP HR S P ERA WHIP

AB	30
R	4
H	7
RBI	4
BB	1
SO	9
LOB	13



Batter	1	2	3	4	5	6	7	8	9	AB	R	H	RBI	BB	SO	LOB	TOP								
Mark Grudzielanek, R (1.4) OBP: 0.384, SLG: 0.467	F8		G5-3			G5-4-3			F7	5	1	1	3	0	0	3									
25 Derek Lee, R (1.3) OBP: 0.391, SLG: 0.532	K			G1-6-3		K		G6-3	G1-3	5	0	0	0	0	2	0									
Moises Alou, R (1.7) OBP: 0.327, SLG: 0.538	2B			E9		F7		P6		4	0	1	0	0	0	0									
Sammy Sosa, R (1.9) OBP: 0.384, SLG: 0.544	K			L9				G1-3		4	1	1	0	0	1	2									
16 Aramis Ramirez, R (1.5) OBP: 0.363, SLG: 0.542		F7		F9		F8		G5-3		4	0	0	0	0	0	2									
Todd Hollandsworth, L (1.10) OBP: 0.384, SLG: 0.556	P3				E	G6-3	1B	F7		4	2	2	1	0	0	0									
Michael Barrett, R (1.2) OBP: 0.345, SLG: 0.481	G6-3				G6-3	1B		G4-3		4	0	1	2	0	0	0									
Corey Patterson, L (1.8) OBP: 0.334, SLG: 0.439			F7		E4	HR		G4-3		4	1	1	0	0	0	0									
Ramon Martinez, R (1.6) OBP: 0.321, SLG: 0.370			G6-3			HR	BB		HR	2	2	1	1	2	0	0									
Inning Stats	R: 0 E: 0 K: 2 S: 11	H: 1 LOB: 1 BB: 0 P: 16	R: 0 E: 0 K: 0 S: 10	H: 0 LOB: 0 BB: 0 P: 14	R: 0 E: 0 K: 0 S: 8	H: 0 LOB: 0 BB: 0 P: 10	R: 0 E: 1 K: 0 S: 8	H: 0 LOB: 1 BB: 0 P: 11	R: 4 E: 2 K: 1 S: 16	H: 2 LOB: 0 BB: 1 P: 26	R: 2 E: 0 K: 0 S: 19	H: 4 LOB: 2 BB: 1 P: 30	R: 0 E: 0 K: 0 S: 7	H: 0 LOB: 0 BB: 0 P: 13	R: 0 E: 0 K: 0 S: 6	H: 0 LOB: 0 BB: 0 P: 10	R: 1 E: 0 K: 0 S: 10	H: 1 LOB: 0 BB: 0 P: 15	1B: 4 2B: 1 3B: 1 HR: 2	SF: 0 SAC: 0 DP: 1 HBP: 0	WP: 0 PB: 0 SB: 0 CS: 0	PA: 38			
PITCHER	IP	WLS	BF	H	R	ER	SO	BB	IBB	HBP	BLK	WP	HR	S	P	ERA	WHIP								
Jon Garland, R (1.1) ERA: 4.84	5.1	L	25	6	6	5	3	1	0	0	0	0	1	62	90	8.44	1.312								
Neal Cotts, L (6.1) ERA: 5.4	2.2		9	1	0	0	0	1	0	0	0	0	0	23	40	0.00	0.750								
Michael Jackson, R (9.1) ERA: 5.65	1.0		4	1	1	1	0	0	0	0	0	0	1	10	15	9.00	1.000								

Chicago Cubs @ Chicago White Sox
U.S. Cellular Field, Chicago, IL
Fri Jun 25 2004, 4:05 PM EDT
Att: 39,596 - Sunny - 69 F

livebaseballscores.com

AB 36
R 7
H 8
RBI 7
BB 2
SO 3
LOB 7



Batter	1	2	3	4	5	6	7	8	9	AB	R	H	RBI	BB	SO	LOB	BOTTOM								
Aaron Rowand, R (1.8) OBP: 0.350, SLG: 0.524	P5		G3-1						K	4	0	0	0	0	1	2									
Timo Perez, L (9. PH) OBP: 0.300, SLG: 0.342										1	0	0	0	0	1	0									
5 Juan Uribe, R (1.4) OBP: 0.352, SLG: 0.508	P3		K			G5-3			F8	4	1	0	0	1	1	0									
Frank Thomas, R (1.10) OBP: 0.447, SLG: 0.601	BB		K				F8			3	1	1	0	1	1	0									
Carlos Lee, R (1.7) OBP: 0.366, SLG: 0.436	BB			14	14	WP	BB	G3		2	1	0	0	2	0	2									
Jose Valentin, S (1.6) OBP: 0.332, SLG: 0.565	P5							K		2	0	0	0	2	1	3									
14 Paul Konerko, R (1.3) OBP: 0.396, SLG: 0.538	F9						F8			4	1	2	3	0	0	4									
Ross Gload, L (1.9) OBP: 0.318, SLG: 0.402		L9								3	0	1	0	0	1	1									
Jamie Burke, R (6. PH) OBP: 0.474, SLG: 0.611								24	WP	1	0	1	0	0	0	0									
24 Joe Crede, R (1.5) OBP: 0.296, SLG: 0.431	P3							K		4	0	0	0	0	1	3									
Miguel Olivo, R (1.2) OBP: 0.318, SLG: 0.482										3	0	1	0	0	2	0									
Willie Harris, L (9. PH) OBP: 0.360, SLG: 0.333	K								F8	1	0	0	0	0	0	0									
Inning Stats	R: 0 E: 0 K: 0 S: 12	H: 1 LOB: 3 BB: 2 P: 23	R: 0 E: 0 K: 1 S: 10	H: 0 LOB: 0 BB: 0 P: 13	R: 0 E: 0 K: 2 S: 9	H: 0 LOB: 0 BB: 0 P: 14	R: 1 E: 0 K: 1 S: 19	H: 1 LOB: 1 BB: 1 P: 32	R: 0 E: 0 K: 2 S: 12	H: 0 LOB: 0 BB: 0 P: 17	R: 0 E: 0 K: 0 S: 6	H: 0 LOB: 1 BB: 1 P: 12	R: 0 E: 0 K: 0 S: 8	H: 2 LOB: 1 BB: 0 P: 12	R: 3 E: 0 K: 2 S: 22	H: 2 LOB: 1 BB: 2 P: 37	R: 0 E: 0 K: 1 S: 15	H: 0 LOB: 0 BB: 0 P: 21	1B: 4 2B: 1 3B: 0 HR: 1	SF: 0 SAC: 0 DP: 1 HBP: 0	WP: 2 PB: 0 SB: 1 CS: 0	PA: 38			
PITCHER	IP	WLS	BF	H	R	ER	SO	BB	IBB	HBP	BLK	WP	HR	S	P	ERA	WHIP								
22 Mark Prior, R (1.1) ERA: 3.28	5.0	W	20	2	1	1	6	3	0	0	0	1	0	62	99	1.80	1.000								
Jon Leichter, R (6.1) ERA: 1.13	2.0		8	2	0	0	0	1	0	0	0	0	0	14	24	0.00	1.500								
Kyle Farnsworth, R (8.1) ERA: 3.93	0.2		5	1	3	3	1	2	0	0	0	0	1	16	27	40.50	4.500								
Kent Mercker, L (8.1) ERA: 2.79	0.0		1	1	0	0	0	0	0	0	0	0	0	2	4	∞	∞								
LaTroy Hawkins, R (8.1) ERA: 2.13	1.1	S	4	0	0	0	2	0	0	0	0	1	0	19	27	0.00	0.000								

Chicago Cubs @ Chicago White Sox
U.S. Cellular Field, Chicago, IL
Fri Jun 25 2004, 4:05 PM EDT
Att: 39,596 - Sunny - 69 F

livebaseballscores.com

AB 32
R 4
H 6
RBI 3
BB 6
SO 9
LOB 15



Batter	1	2	3	4	5	6	7	8	9	AB	R	H	RBI	BB	SO	LOB	TOP										
Mark Grudzielanek R (1.4) OBP: 0.351, SLG: 0.412	2-2 P3		1 SAFE 2-1 L9-3		2-0 F9			0-1 G4-3		4	0	0	0	0	0	1											
Corey Patterson L (1.8) OBP: 0.337, SLG: 0.455	2-3 K			1-0 G5-3 SF8 2B	3-1 HR			1-3 K		4	2	2	1	0	2	0											
Moises Alou R (1.7) OBP: 0.326, SLG: 0.534	3-3 K			2-2 G5-3	0-2 P6			0-1 1B		4	0	1	0	0	1	1											
Sammy Sosa R (1.10) OBP: 0.376, SLG: 0.534		1-0 F9		1-2 SF8		1-1 F8		3-2 G5-3		3	0	0	1	0	0	1											
16 Aramis Ramirez R (1.5) OBP: 0.365, SLG: 0.540		4-1 BB		3-H 1B 25 1B		1-1 F8		0-2 P5		3	1	1	0	1	0	0											
Todd Hollandsworth L (1.9) OBP: 0.330, SLG: 0.518	1-1 P5			1-2 25 1B 1-3 1B		0-0 P6		1-3 K		4	0	1	0	0	1	1											
25 Derrek Lee R (1.3) OBP: 0.389, SLG: 0.528	0-2 F9			0-0 1-3 3-H 1B			2-3 K		1-2 G4-3	4	0	1	1	0	1	1											
Michael Barrett R (1.2) OBP: 0.340, SLG: 0.474			3-2 G1-4-3		0-0 F8		0-0 P3			3	0	0	0	0	0	2											
Ramon Martinez R (1.6) OBP: 0.321, SLG: 0.369			0-1 L9-3 1B		1-2 F8		2-1 F9			3	0	1	0	0	0	0											
Inning Stats	R: 0 E: 0 K: 2 S: 12	H: 0 LOB: 0 BB: 0 P: 19	R: 0 E: 0 K: 0 S: 7	H: 0 LOB: 1 BB: 1 P: 13	R: 0 E: 0 K: 0 S: 9	H: 1 LOB: 0 BB: 0 P: 14	R: 2 E: 0 K: 0 S: 17	H: 4 LOB: 2 BB: 0 P: 24	R: 1 E: 0 K: 0 S: 9	H: 1 LOB: 0 BB: 0 P: 15	R: 0 E: 0 K: 1 S: 5	H: 0 LOB: 0 BB: 0 P: 7	R: 0 E: 0 K: 1 S: 6	H: 0 LOB: 0 BB: 0 P: 10	R: 0 E: 0 K: 1 S: 10	H: 1 LOB: 1 BB: 0 P: 14	R: 0 E: 0 K: 1 S: 9	H: 0 LOB: 0 BB: 0 P: 11	1B: 5 2B: 2 3B: 0 HR: 1	SF: 1 SAC: 0 DP: 1 HBP: 0	WP: 0 PB: 0 SB: 0 CS: 0	PA: 34					
PITCHER	IP	WLS	BF	H	R	ER	SO	BB	IBB	HBP	BLK	WP	HR	S	P	ERA	WHIP										
Felix Diaz R (1.1) ERA: 8.59	6.0	W	24	6	3	3	2	1	0	0	0	0	1	59	92	4.50	1.167										
Cliff Politte R (7.1) ERA: 4.97	1.1	H	4	0	0	0	1	0	0	0	0	0	0	8	12	0.00	0.000										
Damaso Marte L (8.1) ERA: 2.7	0.1	H	2	1	0	0	1	0	0	0	0	0	0	5	6	0.00	3.000										
Shingo Takatsu R (8.1) ERA: 0.95	1.1	S	4	0	0	0	1	0	0	0	0	0	0	12	17	0.00	0.000										

Chicago Cubs @ Chicago White Sox
U.S. Cellular Field, Chicago, IL
Sat Jun 26 2004, 4:05 PM EDT
Att: 39,563 - Sunny - 74 F

livebaseballscores.com

AB 32
R 3
H 7
RBI 3
BB 1
SO 5
LOB 7



Batter	1	2	3	4	5	6	7	8	9	AB	R	H	RBI	BB	SO	LOB	BOTTOM										
Willie Harris L (1.8) OBP: 0.352, SLG: 0.325	1-3 K									5	0	0	0	0	1	6											
Aaron Rowand R (8.8) OBP: 0.350, SLG: 0.524		FC6-4								0	0	0	0	0	0	0											
5 Juan Uribe R (1.4) OBP: 0.345, SLG: 0.506	1-1 2B									5	0	1	0	0	0	0											
Frank Thomas R (1.10) OBP: 0.453, SLG: 0.600	4-0 FC6-4 BB									2	1	1	0	2	1	0											
Carlos Lee R (1.7) OBP: 0.363, SLG: 0.430	1-2 FC6-4									4	1	0	0	1	3	3											
Jose Valentin S (1.6) OBP: 0.330, SLG: 0.573										4	1	1	1	0	0	3											
14 Paul Konerko R (1.3) OBP: 0.372, SLG: 0.552										3	1	2	3	1	0	0											
Timo Perez L (1.9) OBP: 0.315, SLG: 0.351										3	1	2	0	1	0	1											
24 Joe Crede R (1.5) OBP: 0.299, SLG: 0.445										4	1	2	2	0	2	3											
Sandy Alomar Jr. R (1.2) OBP: 0.333, SLG: 0.351										4	0	2	0	0	1	3											
Inning Stats	R: 0 E: 0 K: 1 S: 10	H: 1 LOB: 1 BB: 1 P: 17	R: 0 E: 0 K: 1 S: 15	H: 2 LOB: 3 BB: 1 P: 25	R: 5 E: 0 K: 0 S: 17	H: 4 LOB: 1 BB: 2 P: 34	R: 0 E: 0 K: 1 S: 10	H: 1 LOB: 1 BB: 0 P: 16	R: 0 E: 0 K: 2 S: 11	H: 0 LOB: 1 BB: 1 P: 18	R: 0 E: 0 K: 1 S: 8	H: 0 LOB: 0 BB: 0 P: 18	R: 1 E: 1 K: 0 S: 11	H: 3 LOB: 2 BB: 0 P: 18	R: 0 E: 0 K: 2 S: 9	H: 0 LOB: 0 BB: 0 P: 14	1B: 7 2B: 1 3B: 0 HR: 3	SF: 0 SAC: 0 DP: 0 HBP: 1	WP: 1 PB: 0 SB: 0 CS: 0	PA: 40							
PITCHER	IP	WLS	BF	H	R	ER	SO	BB	IBB	HBP	BLK	WP	HR	S	P	ERA	WHIP										
38 Carlos Zambrano R (1.1) ERA: 2.56	6.0	L	31	8	5	5	6	5	0	0	0	0	1	71	128	7.50	2.167										
Francis Beltran R (7.1) ERA: 4.3	2.0		9	3	1	1	2	0	0	0	0	0	1	20	32	4.50	1.500										

Chicago Cubs @ Chicago White Sox
U.S. Cellular Field, Chicago, IL
Sat Jun 26 2004, 4:05 PM EDT
Att: 39,563 - Sunny - 74 F

livebaseballscores.com

AB 34
R 6
H 11
RBI 6
BB 5
SO 8
LOB 19



Batter	1	2	3	4	5	6	7	8	9	AB	R	H	RBI	BB	SO	LOB	TOP										
Todd Walker, L (1,4) OBP: 0.370, SLG: 0.502 Michael Barrett, R (9,PH) OBP: 0.339, SLG: 0.472	0-0 P6	3-1 F9		1-2 FC4-6 1B		3-2 G3-1			1-1 G5-3	4	0	1	0	0	0	3											
Corey Patterson, L (1,8) OBP: 0.339, SLG: 0.453	1-0 F7		4-1 CS	0-0 FC4-6 1B			2-1 F9-3 1B			3	0	1	0	1	0	1											
Moises Alou, R (1,7) OBP: 0.325, SLG: 0.529	1-3 K		4-2 HR		1-1 F9		2-1 F9-3			3	1	0	0	1	1	1											
Sammy Sosa, R (1,10) OBP: 0.378, SLG: 0.570		1-0 HR	3-2 HR		2-2 G4-3		3-2 F8			4	2	2	3	0	0	0											
16 Aramis Ramirez, R (1,5) OBP: 0.370, SLG: 0.542		0-0 1B FC4-6 1B	0-1 1B		0-1 1B			1-0 F8		4	1	3	0	0	0	0											
Todd Hollandsworth, L (1,9) OBP: 0.359, SLG: 0.547 Tom Goodwin, L (3,PH) OBP: 0.222, SLG: 0.235	2-0 FC4-6 1B	2-3 1B	2-3 K		1-2 F7			0-3 K		1	0	1	0	0	0	0											
25 Derrek Lee, R (1,3) OBP: 0.384, SLG: 0.520	3-3 K		2-2 F9			0-2 G5-3		1-3 K		4	0	0	0	0	2	3											
Ramon Martinez, R (1,6) OBP: 0.325, SLG: 0.372	1-1 FC4-6 1B		1-0 F7		2-2 1B			1-2 G6-3		4	0	2	0	0	0	0											
Paul Bako, L (1,2) OBP: 0.297, SLG: 0.262 Mark Grudzielanek, R (9,PH) OBP: 0.342, SLG: 0.460	0-0 FC4-6		1-2 G4-3		1-2 K			3-1 G6-3		3	0	0	1	0	1	3											
Inning Stats	R: 0 E: 0 K: 1 S: 5	H: 0 LOB: 0 BB: 0 P: 7	R: 2 E: 0 K: 1 S: 12	H: 4 LOB: 2 BB: 0 P: 22	R: 2 E: 0 K: 1 S: 18	H: 2 LOB: 1 BB: 0 P: 33	R: 0 E: 0 K: 0 S: 8	H: 1 LOB: 1 BB: 0 P: 11	R: 0 E: 0 K: 1 S: 10	H: 1 LOB: 1 BB: 0 P: 14	R: 0 E: 0 K: 0 S: 14	H: 1 LOB: 0 BB: 0 P: 20	R: 0 E: 0 K: 2 S: 8	H: 0 LOB: 0 BB: 0 P: 10	R: 0 E: 0 K: 0 S: 8	H: 0 LOB: 0 BB: 0 P: 13	1B: 8 2B: 1 3B: 0 HR: 2	SF: 0 SAC: 0 DP: 1 HBP: 0	WP: 0 PA: 37 PB: 0 SB: 0 CS: 1								
PITCHER	IP	WLS	BF	H	R	ER	SO	BB	IBB	HBP	BLK	WP	HR	S	P	ERA	WHIP										
Esteban Loaiza, R (1,1) ERA: 4.28	6.0	W	29	10	4	4	4	2	0	0	0	0	2	69	111	6.00	2.000										
Cliff Politte, R (7,1) ERA: 4.61	2.0		5	0	0	0	2	0	0	0	0	0	0	14	21	0.00	0.000										
Damaso Marte, L (9,1) ERA: 2.62	1.0		3	0	0	0	0	0	0	0	0	0	0	8	13	0.00	0.000										

Chicago Cubs @ Chicago White Sox
U.S. Cellular Field, Chicago, IL
Sun Jun 27 2004, 3:05 PM EDT
Att: 38,526 - Sunny - 77 F

livebaseballscorecards.com

AB 35
R 4
H 10
RBI 4
BB 2
SO 6
LOB 13



Batter	1	2	3	4	5	6	7	8	9	AB	R	H	RBI	BB	SO	LOB	BOTTOM										
Willie Harris, L (1,4) OBP: 0.353, SLG: 0.324	1-3 K	0-2 G4-3	1 SAFE SAFE CS	0-1 G6-3 1B	4-2 CS BB			2-3 K		4	1	1	0	1	2	0											
Aaron Rowand, R (1,8) OBP: 0.352, SLG: 0.527	2-2 BB 14 1B	0-0 2B		2-2 G6-3 1B	1-2 G5-3			1-3 K		5	1	2	1	0	1	2											
Frank Thomas, R (1,10) OBP: 0.592, SLG: 0.592 Ross Gload, L (6,PH) OBP: 0.350, SLG: 0.398	4-1 14 1B BB	1-3 K		2-1 G6-3		1-3 K		1-0 G3		3	1	0	0	1	2	1											
Carlos Lee, R (1,7) OBP: 0.368, SLG: 0.432	4-2 14 1B BB		2-2 1B 14 SF9	1-1 1B	2-1 P4			2-1 P4		3	1	2	0	1	0	0											
Jose Valentin, S (1,6) OBP: 0.333, SLG: 0.570	2-3 K		0-0 HR	0-1 G3-1		4-2 BB				3	1	1	0	1	1	4											
14 Paul Konerko, R (1,3) OBP: 0.374, SLG: 0.554	0-1 1B		1 SAFE SAFE SF9	1-0 SF9		0-2 F7				3	1	2	3	0	0	1											
Timo Perez, L (1,9) OBP: 0.320, SLG: 0.381	1-2 2H 3H P4		1 SAFE SAFE HR	1-0 HR		24 SH1-3 1B				4	2	2	2	0	1	2											
24 Joe Crede, R (1,5) OBP: 0.295, SLG: 0.439		1-3 K	2-2 G1-3		0-1 SH1-3					3	0	0	0	0	2	0											
Miguel Olivo, R (1,2) OBP: 0.316, SLG: 0.496 Jamie Burke, R (8,2) OBP: 0.474, SLG: 0.611		1-0 HR	3-2 E5		1-2 E5			1-0 F8		4	1	1	1	0	0	0											
Inning Stats	R: 2 E: 0 K: 2 S: 20	H: 2 LOB: 2 BB: 2 P: 35	R: 1 E: 0 K: 2 S: 11	H: 2 LOB: 1 BB: 0 P: 14	R: 3 E: 1 K: 0 S: 14	H: 3 LOB: 0 BB: 0 P: 22	R: 1 E: 0 K: 0 S: 11	H: 2 LOB: 1 BB: 0 P: 18	R: 2 E: 0 K: 1 S: 16	H: 2 LOB: 1 BB: 1 P: 25	R: 0 E: 0 K: 1 S: 10	H: 0 LOB: 1 BB: 1 P: 17	R: 0 E: 0 K: 2 S: 7	H: 0 LOB: 0 BB: 0 P: 10	R: 0 E: 0 K: 2 S: 7	H: 0 LOB: 0 BB: 0 P: 11	1B: 8 2B: 1 3B: 0 HR: 2	SF: 1 SAC: 1 DP: 0 HBP: 0	WP: 0 PA: 40 PB: 0 SB: 2 CS: 3								
PITCHER	IP	WLS	BF	H	R	ER	SO	BB	IBB	HBP	BLK	WP	HR	S	P	ERA	WHIP										
Greg Maddux, R (1,1) ERA: 4.49	4.0	L	25	11	9	7	4	2	0	0	0	0	0	20	33	0.00	1.000										
43 Michael Wertz, R (5,1) ERA: 7.98	2.0		8	0	0	0	1	2	0	0	0	0	0	10	15	0.00	0.000										
Kent Mercker, L (7,1) ERA: 2.61	1.1		4	0	0	0	3	0	0	0	0	0	0	4	6	0.00	0.000										
Kyle Farnsworth, R (8,1) ERA: 3.86	0.2		2	0	0	0	1	0	0	0	0	0	0	4	6	0.00	0.000										

Chicago Cubs @ Chicago White Sox
U.S. Cellular Field, Chicago, IL
Sun Jun 27 2004, 3:05 PM EDT
Att: 38,526 - Sunny - 77 F

livebaseballscorecards.com

AB 33
R 9
H 11
RBI 7
BB 4
SO 9
LOB 10



Batter	1	2	3	4	5	6	7	8	9	AB	R	H	RBI	BB	SO	LOB	TOP											
Craig Biggio, R OBP: 0.354, SLG: 0.456 (1, 7)	1-1 F9	0-1 F9		0-1 G5-3			0-1 G5-3		2-2 FC6 5 1B	5	0	0	0	0	0	3												
5 Jeff Bagwell, R OBP: 0.387, SLG: 0.458 (1, 3)	2-2 G4-3		1-2 F9	3-1 L6			0-0 F9		1-2 1B	5	0	1	0	0	0	1												
Carlos Beltrán, S OBP: 0.371, SLG: 0.539 (1, 8)	1-1 17 BB 1B		1-2 L1		1-2 F9		3-2 HR		0-2 G3-1	5	2	2	1	0	0	2												
17 Lance Berkman, S OBP: 0.466, SLG: 0.598 (1, 9)	4-2 1B SAFE 1-2 BB		3-2 L9		2-3 K		0-2 G4-3			3	0	0	0	1	1	0												
Jeff Kent, R OBP: 0.348, SLG: 0.507 Jose Vizcaino, S (4, PR) OBP: 0.318, SLG: 0.347 (4, 4)	3-2 1-3 2-H 1B			2-0 3B 2B	1-0 FC5-4 1B		1-3 K			2	0	2	1	0	0	0												
Morgan Ensberg, R OBP: 0.336, SLG: 0.355 (1, 5)	2-2 G4-3			0-0 28 E 3B	0-0 FC5-4		0-1 G6-3			4	1	1	1	0	0	3												
28 Adam Everett, R OBP: 0.313, SLG: 0.358 (1, 6)		1-1 F8		1-0 E7 2B		2-2 G3		0-0 F8		4	1	1	1	0	0	0												
Brad Ausmus, R OBP: 0.300, SLG: 0.309 (1, 2)		2-0 SH1-4 1B		0-0 B5-3		0-2 G6-3		0-2 L6		4	0	1	0	0	0	1												
Andy Pettitte, L OBP: 0.286, SLG: 0.309 (5, PH) Kirk Bullinger, R OBP: 0.316, SLG: 0.412 (5, 1) Mike Gallo, L (7, 1) David Weathers, R (7, 1) Dan Miceli, R OBP: 0.270, SLG: 0.304 Chad Harville, R (8, 1) Orlando Palmeiro, L OBP: 0.317, SLG: 0.326 (9, PH)		2-0 SH1-4		0-0 2B		3-2 G6-3		2-2 FC6 1B		1	0	1	0	0	0	0												
Inning Stats	R: 1 E: 0 K: 0 S: 18	H: 2 LOB: 2 BB: 1 P: 31	R: 0 E: 0 K: 0 S: 6	H: 1 LOB: 1 BB: 0 P: 11	R: 0 E: 0 K: 0 S: 11	H: 0 LOB: 0 BB: 0 P: 16	R: 3 E: 1 K: 0 S: 9	H: 4 LOB: 1 BB: 0 P: 15	R: 0 E: 0 K: 1 S: 8	H: 0 LOB: 0 BB: 0 P: 12	R: 0 E: 0 K: 0 S: 11	H: 0 LOB: 0 BB: 0 P: 16	R: 1 E: 0 K: 0 S: 9	H: 1 LOB: 0 BB: 0 P: 12	R: 0 E: 0 K: 1 S: 6	H: 0 LOB: 0 BB: 0 P: 7	R: 0 E: 0 K: 0 S: 18	H: 2 LOB: 2 BB: 0 P: 23	1B: 6 2B: 3 3B: 1 HR: 1	SF: 0 SAC: 1 DP: 0 HBP: 0	WP: 0 PB: 0 SB: 0 CS: 0	PA: 39						
PITCHER	IP	WLS	BF	H	R	ER	SO	BB	IBB	HBP	BLK	WP	HR	S	P	ERA	WHIP											
Glendon Rusch, L ERA: 4.33 Francis Beltran, R ERA: 4.45 Kyle Farnsworth, R ERA: 3.75 LaTroy Hawkins, R ERA: 2.08	(1, 1) (7, 1) (8, 1) (9, 1)	6.0	W	27	8	4	4	1	1	0	0	0	0	0	63	101	6.00	1.500										

Houston Astros @ Chicago Cubs
Wrigley Field, Chicago, IL
Tue Jun 29 2004, 7:05 PM CDT
Att: 40,008 - Sunny - 78 F

AB 37
R 5
H 11
RBI 4
BB 1
SO 2
LOB 10



Batter	1	2	3	4	5	6	7	8	9	AB	R	H	RBI	BB	SO	LOB	BOTTOM											
Mark Grudzielanek, R OBP: 0.357, SLG: 0.436 (1, 4)	0-2 G6-3		0-0 G1-3		2-1 2B		2-1 1B E 1B			4	1	2	1	0	0	0												
Michael Barrett, R OBP: 0.342, SLG: 0.470 (1, 2)	4-2 BB		2-0 G5-3		1-3 K2-3		3-2 1B E 1B			3	1	1	0	1	1	1												
Sammy Sosa, R OBP: 0.371, SLG: 0.556 (1, 9)	1-3 K		2-3 K		3-3 K		1-2 P5			4	0	0	0	0	3	4												
Moises Alou, R OBP: 0.324, SLG: 0.523 (1, 7)	3-0 G4-3			4-2 WP HR BB		0-0 F8	3-2 E7			3	1	0	0	1	0	1												
16 Aramis Ramirez, R OBP: 0.374, SLG: 0.557 (1, 5)		0-0 25 F9 2B 2B		0-2 F7		1-2 HR	4-0 IBB			3	2	2	1	1	0	1												
25 Derek Lee, R OBP: 0.379, SLG: 0.513 (1, 3)		0-0 F9		2-3 K		1-1 G4-3	1-3 K			4	0	0	0	0	2	4												
Corey Patterson, L OBP: 0.341, SLG: 0.468 (1, 8)		3-2 K 2B		2-1 HR		0-3 K		1-3 K		4	1	2	3	0	2	0												
Ramon Martinez, R OBP: 0.323, SLG: 0.366 (1, 6)		3-H 4-0 BB		1-1 G5-3		2-3 K	1-1 L4			3	0	0	0	1	1	0												
Glendon Rusch, L OBP: 0.100, SLG: 0.250 (7, 1) Tom Goodwin, L OBP: 0.226, SLG: 0.298 Kyle Farnsworth, R (8, 1) Jose Macias, S OBP: 0.270, SLG: 0.304 LaTroy Hawkins, R (9, 1)		0-3 K 2B		1-3 K		0-0 K	2-3 1B 2B		2-3 K2-3	2	0	0	0	0	2	2												
Inning Stats	R: 0 E: 0 K: 1 S: 9	H: 0 LOB: 1 BB: 1 P: 17	R: 1 E: 0 K: 1 S: 13	H: 2 LOB: 1 BB: 1 P: 20	R: 0 E: 0 K: 1 S: 5	H: 0 LOB: 0 BB: 0 P: 9	R: 2 E: 0 K: 1 S: 15	H: 1 LOB: 0 BB: 1 P: 24	R: 0 E: 0 K: 3 S: 15	H: 1 LOB: 1 BB: 0 P: 22	R: 1 E: 0 K: 1 S: 9	H: 1 LOB: 0 BB: 0 P: 11	R: 3 E: 1 K: 2 S: 20	H: 3 LOB: 2 BB: 1 P: 36	R: 0 E: 0 K: 2 S: 10	H: 0 LOB: 0 BB: 0 P: 14	1B: 2 2B: 4 3B: 0 HR: 2	SF: 0 SAC: 0 DP: 0 HBP: 0	WP: 1 PB: 0 SB: 0 CS: 0	PA: 36								
PITCHER	IP	WLS	BF	H	R	ER	SO	BB	IBB	HBP	BLK	WP	HR	S	P	ERA	WHIP											
Andy Pettitte, L ERA: 3.61 Kirk Bullinger, R ERA: 2.57 Mike Gallo, L ERA: 3.09 David Weathers, R ERA: 4.5 Dan Miceli, R ERA: 3.55	(1, 1) (6, 1) (6, 1) (7, 1) (7, 1)	5.0	B	21	4	3	3	7	3	0	0	0	0	1	57	92	5.40	1.400										
Chad Harville, R ERA: 4.91 (8, 1)	(8, 1)	1.0		3	0	0	2	0	0	0	0	0	0	10	14	0.00	0.000											

Houston Astros @ Chicago Cubs
Wrigley Field, Chicago, IL
Tue Jun 29 2004, 7:05 PM CDT
Att: 40,008 - Sunny - 78 F

AB 32
R 7
H 8
RBI 5
BB 4
SO 12
LOB 13



Batter	1	2	3	4	5	6	7	8	9	AB	R	H	RBI	BB	SO	LOB	TOP
Willie Harris, L (1,4) OBP: 0.391, SLG: 0.322										3	1	1	0	0	1	0	<p>Chicago White Sox @ Chicago Cubs Wrigley Field, Chicago, IL Sat Jul 03 2004, 12:20 PM CDT Att: 39,528 - Unknown - 78 F</p>
Aaron Rowand, R (1,8) OBP: 0.350, SLG: 0.527										3	0	2	0	0	0	0	
Carlos Lee, R (1,7) OBP: 0.358, SLG: 0.435										3	1	0	0	0	3		
Jose Valentin, S (1,6) OBP: 0.332, SLG: 0.571										3	0	1	1	0	1	1	
14 Paul Konerko, R (1,3) OBP: 0.367, SLG: 0.546										3	0	1	0	0	0	0	
Timo Perez, L (1,9) OBP: 0.345, SLG: 0.403										1	0	0	1	1	0	0	
24 Joe Crede, R (1,5) OBP: 0.295, SLG: 0.443										3	0	0	0	0	3		
Sandy Alomar Jr., R (1,2) OBP: 0.336, SLG: 0.353										2	0	1	0	0	0	0	
Felix Diaz, R (1,1) OBP: 0.438, SLG: 0.572										1	0	0	0	0	0	0	
Frank Thomas, R (5, PH) OBP: 0.438, SLG: 0.572										1	0	0	0	0	1	2	
Jon Adkins, L (5, 1)										0	0	0	0	0	0	0	
Inning Stats	R: 0 E: 0 K: 2 S: 12	H: 1 LOB: 1 BB: 0 P: 19	R: 0 E: 0 K: 0 S: 11	H: 0 LOB: 0 BB: 0 P: 17	R: 0 E: 0 K: 0 S: 4	H: 0 LOB: 0 BB: 0 P: 7	R: 0 E: 0 K: 0 S: 6	H: 0 LOB: 0 BB: 0 P: 8	R: 0 E: 0 K: 1 S: 12	H: 1 LOB: 2 BB: 1 P: 20	R: 2 E: 0 K: 0 S: 13	H: 4 LOB: 2 BB: 0 P: 20					
PITCHER	IP WLS BF H R ER SO BB IBB HBP BLK WP HR S P ERA WHIP																
Greg Maddux, R (1,1) ERA: 4.43	5.1 W 22 5 2 2 3 1 0 0 0 0 0 53 82 3.38 1.125																
43 Michael Wuerz, R (6,1) ERA: 7.47	0.2 S 3 1 0 0 0 0 0 0 0 0 0 5 9 0.00 1.500																

AB	23
R	2
H	6
RBI	2
BB	1
SO	3
LOB	9



Batter	1	2	3	4	5	6	7	8	9	AB	R	H	RBI	BB	SO	LOB	BOTTOM
Todd Walker, L (1,4) OBP: 0.368, SLG: 0.500										2	1	1	0	1	0	1	<p>Chicago White Sox @ Chicago Cubs Wrigley Field, Chicago, IL Sat Jul 03 2004, 12:20 PM CDT Att: 39,528 - Unknown - 78 F</p>
Rey Ordonez, R (1,6) OBP: 0.182, SLG: 0.262										3	1	1	2	0	0	2	
Sammy Sosa, R (1,9) OBP: 0.362, SLG: 0.562										3	1	1	1	0	1	0	
Moises Alou, R (1,7) OBP: 0.339, SLG: 0.531										2	1	2	1	1	0	0	
Corey Patterson, L (1,8) OBP: 0.342, SLG: 0.461										3	0	0	0	0	2	2	
25 Derrek Lee, R (1,3) OBP: 0.377, SLG: 0.505										3	0	0	0	0	2	2	
Ramon Martinez, R (1,5) OBP: 0.328, SLG: 0.363										2	0	1	0	0	0	0	
Paul Bako, L (1,2) OBP: 0.289, SLG: 0.254										2	0	0	0	0	2	1	
Greg Maddux, R (1,1) ERA: 8.2										1	0	1	0	0	0	0	
43 Michael Wuerz, R (6,1) ERA: 3.12										0	0	0	0	0	0	0	
Inning Stats	R: 3 E: 0 K: 1 S: 11	H: 3 LOB: 0 BB: 0 P: 20	R: 0 E: 0 K: 1 S: 9	H: 1 LOB: 2 BB: 1 P: 15	R: 0 E: 0 K: 3 S: 12	H: 1 LOB: 0 BB: 0 P: 20	R: 0 E: 0 K: 1 S: 9	H: 1 LOB: 0 BB: 0 P: 10	R: 1 E: 0 K: 1 S: 11	H: 1 LOB: 1 BB: 1 P: 22	R: 0 E: 0 K: 1 S: 11	H: 1 LOB: 1 BB: 1 P: 22					
PITCHER	IP WLS BF H R ER SO BB IBB HBP BLK WP HR S P ERA WHIP																
Felix Diaz, R (1,1) ERA: 8.2	4.0 L 19 6 3 3 6 0 0 0 0 0 0 41 65 6.75 1.500																
Jon Adkins, R (5,1) ERA: 3.12	1.0 5 1 1 1 1 1 0 0 0 0 0 1 11 22 9.00 2.000																

AB	21
R	4
H	7
RBI	4
BB	2
SO	7
LOB	8



Batter	1	2	3	4	5	6	7	8	9	AB	R	H	RBI	BB	SO	LOB	TOP				
Willie Harris, L (1,4) OBP: 0.346, SLG: 0.317	G4-3		K			G3		K		4	0	0	0	0	2	1	Chicago White Sox @ Chicago Cubs Wrigley Field, Chicago, IL Sun Jul 04 2004, 7:05 PM CDT Att: 38,596 - Cloudy - 83 F				
5 Juan Uribe, R (1,6) OBP: 0.336, SLG: 0.491 Jose Valentin, S (9, PH) OBP: 0.331, SLG: 0.569	F8			P6		F8			K	3	0	0	0	0	0	0					
Carlos Lee, R (1,7) OBP: 0.363, SLG: 0.452	P6									4	1	3	1	0	0	0					
14 Paul Konerko, R (1,3) OBP: 0.368, SLG: 0.545										4	0	2	0	0	0	1					
Aaron Rowand, R (1,8) OBP: 0.345, SLG: 0.519										3	0	0	0	0	1	2					
24 Joe Crede, R (1,5) OBP: 0.292, SLG: 0.438										3	0	0	0	0	3						
Timo Perez, L (1,9) OBP: 0.338, SLG: 0.394										3	0	0	0	0	1	2					
Jamie Burke, R (1,2) OBP: 0.364, SLG: 0.419										3	0	1	0	0	0	0					
56 Mark Buehrle, L (1,1) Frank Thomas, R (8, PH) OBP: 0.436, SLG: 0.570 Shingo Takatsu, R (8,1) Damaso Marte, L (9,1)										1	0	0	0	0	1	0					
										1	0	0	0	0	1	0					
										0	0	0	0	0	0	0					
										0	0	0	0	0	0	0					
Inning Stats	R: 0 E: 0 K: 0 S: 8	H: 0 LOB: 0 BB: 0 P: 11	R: 0 E: 0 K: 0 S: 11	H: 1 LOB: 0 BB: 0 P: 15	R: 0 E: 0 K: 1 S: 12	H: 1 LOB: 1 BB: 0 P: 14	R: 0 E: 0 K: 1 S: 10	H: 0 LOB: 0 BB: 0 P: 10	R: 0 E: 0 K: 1 S: 9	H: 0 LOB: 0 BB: 0 P: 12	R: 0 E: 0 K: 0 S: 11	H: 2 LOB: 2 BB: 0 P: 15	R: 0 E: 0 K: 2 S: 10	H: 0 LOB: 0 BB: 0 P: 13	R: 1 E: 0 K: 1 S: 9	H: 1 LOB: 0 BB: 0 P: 15	1B: 4 2B: 1 3B: 0 HR: 1	SF: 0 SAC: 2 DP: 1 HBP: 0	WP: 0 PB: 0 SB: 0 CS: 0	PA: 32	
PITCHER	IP	WLS	BF	H	R	ER	SO	BB	IBB	HBP	BLK	WP	HR	S	P	ERA	WHIP				
Glendon Rusch, L (1,1) ERA: 3.84	8.0		28	5	0	0	6	0	0	0	0	0	0	78	104	0.00	0.625				
LaTroy Hawkins, R (9,1) ERA: 2.33	1.0	W	4	1	1	1	1	0	0	0	0	0	1	9	15	9.00	1.000				

AB 30
R 1
H 6
RBI 1
BB 0
SO 7
LOB 9



Batter	1	2	3	4	5	6	7	8	9	AB	R	H	RBI	BB	SO	LOB	BOTTOM					
Mark Grudzielanek, R (1,4) OBP: 0.369, SLG: 0.426										4	0	2	0	0	1	0	Chicago White Sox @ Chicago Cubs Wrigley Field, Chicago, IL Sun Jul 04 2004, 7:05 PM CDT Att: 38,596 - Cloudy - 83 F					
Corey Patterson, L (1,8) OBP: 0.338, SLG: 0.457										3	0	0	0	0	1	1						
Sammy Sosa, R (1,9) OBP: 0.359, SLG: 0.553										3	0	0	0	1	1	2						
Moises Alou, R (1,7) OBP: 0.338, SLG: 0.527										4	1	1	0	0	1	2						
25 Derrek Lee, R (1,3) OBP: 0.383, SLG: 0.524										3	1	3	1	0	0	0						
Michael Barrett, R (1,2) OBP: 0.338, SLG: 0.483										3	0	0	0	1	1	2						
Ramon Martinez, R (1,5) OBP: 0.332, SLG: 0.359										2	0	0	0	2	1	0						
Rey Ordenez, R (1,6) OBP: 0.170, SLG: 0.244 Todd Walker, L (9, PH) OBP: 0.370, SLG: 0.500										3	0	0	0	0	1	2						
Glendon Rusch, L (1,1) OBP: 0.091, SLG: 0.227 Tom Goodwin, L (8, PH) OBP: 0.241, SLG: 0.291 LaTroy Hawkins, R (9,1)										2	0	0	0	0	2	0						
										1	0	0	0	0	0	0						
										0	0	0	0	0	0	0						
Inning Stats	R: 0 E: 0 K: 1 S: 7	H: 1 LOB: 1 BB: 0 P: 10	R: 1 E: 0 K: 1 S: 6	H: 1 LOB: 0 BB: 0 P: 9	R: 0 E: 0 K: 1 S: 12	H: 0 LOB: 0 BB: 0 P: 14	R: 0 E: 0 K: 1 S: 11	H: 1 LOB: 1 BB: 1 P: 22	R: 0 E: 0 K: 2 S: 9	H: 0 LOB: 0 BB: 0 P: 11	R: 0 E: 0 K: 1 S: 7	H: 0 LOB: 0 BB: 0 P: 8	R: 0 E: 1 K: 1 S: 10	H: 1 LOB: 2 BB: 1 P: 16	R: 0 E: 0 K: 1 S: 9	H: 1 LOB: 1 BB: 0 P: 14	R: 1 E: 0 K: 0 S: 9	H: 1 LOB: 3 BB: 3 P: 23	1B: 4 2B: 1 3B: 0 HR: 1	SF: 0 SAC: 2 DP: 0 HBP: 0	WP: 0 PB: 0 SB: 0 CS: 0	PA: 35
PITCHER	IP	WLS	BF	H	R	ER	SO	BB	IBB	HBP	BLK	WP	HR	S	P	ERA	WHIP					
56 Mark Buehrle, L (1,1) ERA: 4.15	7.0		26	4	1	1	8	1	1	0	0	0	0	62	90	1.29	0.714					
Shingo Takatsu, R (8,1) ERA: 1.42	1.1	L	8	2	1	1	1	1	1	0	0	0	0	13	28	6.75	2.250					
Damaso Marte, L (9,1) ERA: 2.41	0.0		1	0	0	0	0	1	0	0	0	0	0	5	9	∞	∞					

AB 28
R 2
H 6
RBI 2
BB 5
SO 9
LOB 9



Batter	1	2	3	4	5	6	7	8	9	AB	R	H	RBI	BB	SO	LOB	TOP										
Todd Walker, L (1,4) OBP: 0.368, SLG: 0.500	1-3 K		1-2 SH1-4 2B		3-2 F9			1-3 K		4	0	1	0	0	2	0	Chicago Cubs @ Milwaukee Brewers Miller Park, Milwaukee, WI Mon Jul 05 2004, 1:05 PM CDT Att: 45,016 - Overcast - 59 F										
Ramon Martinez, R (1,5) OBP: 0.332, SLG: 0.358	1-1 G6-3		0-1 SH1-4 2-3		2-2 G6-3			2-2 1B 1B		3	0	1	0	0	0	0											
Sammy Sosa, R (1,9) OBP: 0.362, SLG: 0.550	4-2 BB		0-3 K		2-3 K			0-0 1B 1-2 1B		3	0	1	0	1	2	1											
25 Derrek Lee, R (1,3) OBP: 0.378, SLG: 0.517	1-3 K		1-3 K		2-1 G6-3			2-3 1B K		4	0	0	0	0	3	4											
Corey Patterson, L (1,8) OBP: 0.334, SLG: 0.451		0-3 K		2-1 G4-3				1-2 K		4	0	0	0	0	3	0											
Michael Barrett, R (1,2) OBP: 0.337, SLG: 0.483		2-3 K2-3		0-2 2B			3-3 K		0-0 G1-5-3	4	0	1	0	0	2	0											
Jose Macias, S (1,7) OBP: 0.274, SLG: 0.385		2-2 1B 1B		2-3 K			3-2 G6-3		0-2 K	4	0	1	0	0	2	1											
Rey Ordenez, R (1,6) OBP: 0.180, SLG: 0.250		1-2 1B 1-3 1B		1-0 F8			0-2 G6-3			3	0	1	0	0	0	1											
Matt Clement, R (1,1) OBP: 0.121, SLG: 0.125		2-3 K		1-3 K				1-3 K		2	0	0	0	0	2	2											
Tom Goodwin, L (8,PH) OBP: 0.237, SLG: 0.286										1	0	0	0	0	1	0											
Kent Mercker, L (8,1)										0	0	0	0	0	0	0											
Inning Stats	R: 0 H: 0 E: 0 K: 2 S: 10	H: 0 LOB: 1 BB: 1 P: 17	R: 0 H: 2 E: 0 K: 3 S: 17	LOB: 2 BB: 0 P: 24	R: 0 H: 1 E: 0 K: 2 S: 11	H: 1 LOB: 1 BB: 0 P: 13	R: 0 H: 1 E: 0 K: 1 S: 11	H: 1 LOB: 1 BB: 0 P: 16	R: 0 H: 0 E: 0 K: 2 S: 10	H: 0 LOB: 0 BB: 0 P: 13	R: 0 H: 0 E: 0 K: 1 S: 10	H: 0 LOB: 0 BB: 0 P: 16	R: 0 H: 2 E: 0 K: 3 S: 17	H: 2 LOB: 2 BB: 0 P: 23	R: 0 H: 0 E: 0 K: 2 S: 7	H: 0 LOB: 0 BB: 0 P: 10	1B: 4 2B: 2 3B: 0 HR: 0	SF: 0 SAC: 1 DP: 0 HBP: 0	WP: 0 PB: 0 SB: 1 CS: 0	PA: 34							
PITCHER	IP	WLS	BF	H	R	ER	SO	BB	IBB	HBP	BLK	WP	HR	S	P	ERA	WHIP										
15 Ben Sheets, R (1,1) ERA: 2.42	7.0	W	26	4	0	0	12	1	0	0	0	0	0	77	115	0.00	0.714										
Luis Vizcaino, R (8,1) ERA: 3.08	1.0	H	5	2	0	0	3	0	0	0	0	0	0	17	23	0.00	2.000										
Dan Kolb, R (9,1) ERA: 0.84	1.0	S	3	0	0	0	2	0	0	0	0	0	0	7	10	0.00	0.000										

AB	32
R	0
H	6
RBI	0
BB	1
SO	17
LOB	9



Batter	1	2	3	4	5	6	7	8	9	AB	R	H	RBI	BB	SO	LOB	BOTTOM										
Scott Podsednik, L (1,8) OBP: 0.332, SLG: 0.405	0-2 K		0-0 BB FC2 1B	1-0 F9				2-2 K		4	0	1	0	0	2	1	Chicago Cubs @ Milwaukee Brewers Miller Park, Milwaukee, WI Mon Jul 05 2004, 1:05 PM CDT Att: 45,016 - Overcast - 59 F										
Craig Counsell, L (1,6) OBP: 0.362, SLG: 0.369	0-2 HR		3-1 L9 1-2		2-3 K			2-1 P6		4	1	1	1	0	1	1											
Geoff Jenkins, L (1,7) OBP: 0.312, SLG: 0.433	1-1 FC5 1B		2-3 K		2-3 K			3-3 K		4	0	1	0	0	3	1											
Lyle Overbay, L (1,3) OBP: 0.405, SLG: 0.551	3-3 K		4-1 FC2 BB		0-3 K			1-2 F7		3	0	0	0	1	2	1											
Ben Grieve, L (1,9) OBP: 0.402, SLG: 0.419	4-2 FC5 BB		4-1 FC2 BB		4-1 G4-6-3 BB					0	0	0	0	3	0	0											
Luis Vizcaino, R (8,1)										0	0	0	0	0	0	0											
Dan Kolb, R (9,1)										0	0	0	0	0	0	0											
Keith Ginter, R (1,4) OBP: 0.329, SLG: 0.431	1-2 FC5		1-2 FC2		2-1 G4-6-3 SAFE			1-2 G4-6-3		3	0	0	0	0	0	6											
Wes Helms, R (1,5) OBP: 0.331, SLG: 0.345		0-3 K		3-3 K				2-3 K		3	0	0	0	0	3	0											
Chad Moeller, R (1,2) OBP: 0.303, SLG: 0.368		1-0 G5-3		4-2 15 BB				2-2 F7		2	0	0	0	1	0	0											
15 Ben Sheets, R (1,1) OBP: 0.097, SLG: 0.034		1-1 G5-3		4-2 BB				1-1 G5-3		1	0	0	0	1	0	0											
Brady Clark, R (7,PH) OBP: 0.342, SLG: 0.344										1	0	0	0	0	0	0											
Inning Stats	R: 1 H: 2 E: 0 K: 2 S: 18	H: 2 LOB: 2 BB: 1 P: 27	R: 0 H: 0 E: 0 K: 1 S: 6	H: 0 LOB: 0 BB: 0 P: 8	R: 0 H: 1 E: 0 K: 1 S: 14	H: 1 LOB: 2 BB: 2 P: 27	R: 0 H: 0 E: 0 K: 1 S: 8	H: 0 LOB: 1 BB: 2 P: 20	R: 0 H: 0 E: 0 K: 3 S: 9	H: 0 LOB: 0 BB: 0 P: 13	R: 0 H: 0 E: 0 K: 1 S: 7	H: 0 LOB: 0 BB: 1 P: 15	R: 0 H: 0 E: 0 K: 1 S: 8	H: 0 LOB: 0 BB: 0 P: 13	R: 0 H: 0 E: 0 K: 1 S: 8	H: 0 LOB: 0 BB: 0 P: 14	1B: 2 2B: 0 3B: 0 HR: 1	SF: 0 SAC: 0 DP: 1 HBP: 0	WP: 0 PB: 0 SB: 2 CS: 0	PA: 31							
PITCHER	IP	WLS	BF	H	R	ER	SO	BB	IBB	HBP	BLK	WP	HR	S	P	ERA	WHIP										
Matt Clement, R (1,1) ERA: 2.83	7.0	L	28	3	1	1	10	6	0	0	0	0	0	70	123	1.29	1.286										
Kent Mercker, L (8,1) ERA: 2.79	1.0		3	0	0	0	1	0	0	0	0	0	0	8	14	0.00	0.000										

AB	25
R	1
H	3
RBI	1
BB	6
SO	11
LOB	10



Batter	1	2	3	4	5	6	7	8	9	AB	R	H	RBI	BB	SO	LOB	TOP										
Mark Grudzielanek, R (1,4) OBP: 0.349, SLG: 0.377										3	0	0	0	1	1	0	Chicago Cubs @ Milwaukee Brewers Miller Park, Milwaukee, WI Wed Jul 07 2004, 7:05 PM CDT Att: 42,291 - Overcast - 63 F										
Corey Patterson, L (1,8) OBP: 0.335, SLG: 0.455										4	0	2	0	0	2	1											
Sammy Sosa, R (1,9) OBP: 0.362, SLG: 0.536										3	0	0	0	1	2	2											
Moises Alou, R (1,7) OBP: 0.330, SLG: 0.514										4	0	0	0	0	0	2											
25 Derrek Lee, R (1,3) OBP: 0.372, SLG: 0.507										4	0	1	0	0	1	1											
Michael Barrett, R (1,2) OBP: 0.335, SLG: 0.480										4	0	1	0	0	1	0											
Ramon Martinez, R (1,6) OBP: 0.326, SLG: 0.356										3	0	0	0	0	1	2											
Brendan Harris, R (1,5) OBP: 0.167, SLG: 0.333										3	0	0	0	0	1	0											
38 Carlos Zambrano, S (1,1) OBP: 0.150, SLG: 0.179										2	0	0	0	0	1	0											
Kent Mercker, L (6,1)										0	0	0	0	0	0	0											
Francis Beltran, R (7,1)										0	0	0	0	0	0	0											
Tom Goodwin, L (8,PH)										1	0	0	0	0	0	0											
43 Michael Wuerztz, R (8,1)										0	0	0	0	0	0	0											
Inning Stats	R: 0 E: 0 K: 2 S: 11	H: 1 LOB: 1 BB: 0 P: 18	R: 0 E: 0 K: 0 S: 9	H: 0 LOB: 0 BB: 0 P: 15	R: 0 E: 0 K: 2 S: 14	H: 0 LOB: 1 BB: 1 P: 23	R: 0 E: 0 K: 1 S: 14	H: 2 LOB: 2 BB: 0 P: 19	R: 0 E: 0 K: 1 S: 6	H: 0 LOB: 0 BB: 0 P: 9	R: 0 E: 0 K: 2 S: 12	H: 0 LOB: 1 BB: 0 P: 19	R: 0 E: 0 K: 1 S: 8	H: 0 LOB: 0 BB: 0 P: 12	R: 0 E: 0 K: 0 S: 6	H: 1 LOB: 1 BB: 0 P: 9	R: 0 E: 0 K: 1 S: 8	H: 0 LOB: 0 BB: 0 P: 12	1B: 4 2B: 0 3B: 0 HR: 0	SF: 0 SAC: 0 DP: 0 HBP: 0	WP: 0 PB: 0 SB: 0 CS: 0	PA: 33					
PITCHER	IP	WLS	BF	H	R	ER	SO	BB	IBB	HBP	BLK	WP	HR	S	P	ERA	WHIP										
Doug Davis, L (1,1) ERA: 3.46	8.0	W	30	4	0	0	9	2	0	0	0	0	0	80	124	0.00	0.750										
Mike Adams, R (9,1) ERA: 1.19	1.0		3	0	0	0	1	0	0	0	0	0	0	8	12	0.00	0.000										

AB	31
R	0
H	4
RBI	0
BB	2
SO	10
LOB	8



Batter	1	2	3	4	5	6	7	8	9	AB	R	H	RBI	BB	SO	LOB	BOTTOM										
Scott Podsednik, L (1,8) OBP: 0.329, SLG: 0.406										5	1	1	0	0	1	3	Chicago Cubs @ Milwaukee Brewers Miller Park, Milwaukee, WI Wed Jul 07 2004, 7:05 PM CDT Att: 42,291 - Overcast - 63 F										
Craig Counsell, L (1,6) OBP: 0.364, SLG: 0.364										2	1	0	0	3	0	1											
Geoff Jenkins, L (1,7) OBP: 0.313, SLG: 0.437										5	1	2	2	0	1	5											
Lyle Overbay, L (1,3) OBP: 0.400, SLG: 0.542										5	1	1	0	0	1	4											
Ben Grieve, L (1,9) OBP: 0.411, SLG: 0.424										3	0	1	1	1	0	1											
Mike Adams, R (9,1) ERA: 1.19										0	0	0	0	0	0	0											
Keith Ginter, R (1,4) OBP: 0.331, SLG: 0.437										3	0	0	0	1	2	4											
Wes Helms, R (1,5) OBP: 0.335, SLG: 0.344										3	0	2	1	1	0	0											
Chad Moeller, R (1,2) OBP: 0.307, SLG: 0.371										4	0	2	0	0	1	4											
Doug Davis, R (1,1) ERA: 3.46										3	0	0	0	0	0	3											
Brady Clark, R (8,PH) OBP: 0.346, SLG: 0.344										0	0	0	0	1	0	0											
Inning Stats	R: 0 E: 0 K: 1 S: 7	H: 0 LOB: 0 BB: 0 P: 10	R: 1 E: 0 K: 2 S: 14	H: 1 LOB: 1 BB: 1 P: 25	R: 2 E: 0 K: 0 S: 16	H: 2 LOB: 1 BB: 1 P: 27	R: 0 E: 0 K: 0 S: 10	H: 1 LOB: 0 BB: 0 P: 12	R: 1 E: 0 K: 2 S: 11	H: 2 LOB: 2 BB: 1 P: 18	R: 0 E: 0 K: 0 S: 9	H: 2 LOB: 3 BB: 1 P: 19	R: 0 E: 0 K: 1 S: 10	H: 0 LOB: 2 BB: 2 P: 20	R: 0 E: 0 K: 0 S: 15	H: 1 LOB: 2 BB: 1 P: 27	1B: 7 2B: 1 3B: 0 HR: 1	SF: 0 SAC: 0 DP: 1 HBP: 0	WP: 1 PB: 0 SB: 1 CS: 0	PA: 40							
PITCHER	IP	WLS	BF	H	R	ER	SO	BB	IBB	HBP	BLK	WP	HR	S	P	ERA	WHIP										
38 Carlos Zambrano, R (1,1) ERA: 2.61	5.2	L	29	8	4	4	4	4	0	0	0	0	0	66	108	6.35	2.118										
Kent Mercker, L (6,1) ERA: 2.49	1.0		4	0	0	0	0	1	0	0	0	0	0	6	13	0.00	1.000										
Francis Beltran, R (7,1) ERA: 4.18	0.1		2	0	0	0	1	1	0	0	0	0	0	5	10	0.00	3.000										
43 Michael Wuerztz, R (8,1) ERA: 6.88	1.0		5	1	0	0	0	1	0	0	0	0	0	15	27	0.00	2.000										

AB	33
R	4
H	9
RBI	4
BB	7
SO	6
LOB	25



Batter	1	2	3	4	5	6	7	8	9	AB	R	H	RBI	BB	SO	LOB	TOP										
Mark Grudzielanek, R (1,4) OBP: 0.343, SLG: 0.369	G5-3		1-1 CS 1B		1-1 F8			1-1 G1-3		4	0	1	0	0	0	0											
Rey Ordonez, R (1,6) OBP: 0.185, SLG: 0.250	G6-3		3-2 G6-3 1-2		1-2 FC4-6 1B			2-1 G6-3		4	0	1	0	0	0	1											
Sammy Sosa, R (1,9) OBP: 0.369, SLG: 0.538	1B		4-1		0-0 FC4-6 1-2			0-1 FC5-4 1B		3	0	2	0	1	0	1											
Moises Alou, R (1,7) OBP: 0.330, SLG: 0.509	P6		0-3 K			4-2 G4-3 BB		0-1 FC5-4 1-2		3	0	0	0	1	1	3											
Corey Patterson, L (1,8) OBP: 0.334, SLG: 0.453		3-1 L3		1-1 F7		0-0 G4-3 1-2		2-1 FC6-4 1B		4	0	1	0	0	0	1											
25 Derrek Lee, R (1,3) OBP: 0.374, SLG: 0.516	HR	1-1		0-1 1B		1-2 G5-3		0-1 FC6-4 1-2		4	1	2	1	0	0	1											
Ramon Martinez, R (1,5) OBP: 0.329, SLG: 0.359	1B	1-2 WP 1B		2-1 G4-6-3 1B			1-0 F8	0-1 L3		4	0	2	0	0	0	1											
Paul Bako, L (1,2) OBP: 0.278, SLG: 0.243	K	2-3		0-0 G4-6-3 1-2			0-0 G6-3			3	0	0	0	0	1	3											
Greg Maddux, R (1,1) OBP: 0.152, SLG: 0.125 (7, PH)	G5-3	1-2		0-2 G6-3			1-0 L8			2	0	0	0	0	0	1											
Tom Goodwin, L (7, PH) OBP: 0.228, SLG: 0.271										1	0	0	0	0	0	0											
Jon Leicester, R (7, 1)										0	0	0	0	0	0	0											
Kent Mercker, L (8, 1)										0	0	0	0	0	0	0											
43 Michael Wuerztz, R (8, 1)										0	0	0	0	0	0	0											
Inning Stats	R: 0 E: 0 K: 0 S: 7	H: 1 LOB: 1 BB: 0 P: 12	R: 1 E: 0 K: 1 S: 13	H: 2 LOB: 1 BB: 0 P: 21	R: 0 E: 0 K: 1 S: 11	H: 1 LOB: 1 BB: 1 P: 19	R: 0 E: 0 K: 0 S: 7	H: 2 LOB: 1 BB: 0 P: 10	R: 0 E: 0 K: 0 S: 9	H: 0 LOB: 0 BB: 1 P: 12	R: 0 E: 0 K: 0 S: 3	H: 0 LOB: 0 BB: 0 P: 5	R: 0 E: 0 K: 0 S: 8	H: 1 LOB: 1 BB: 0 P: 11	R: 0 E: 0 K: 0 S: 6	H: 1 LOB: 0 BB: 0 P: 8	1B: 8 2B: 1 3B: 0 HR: 1	SF: 0 SAC: 0 DP: 3 HBP: 0	WP: 1 PB: 0 SB: 0 CS: 1	PA: 34							
PITCHER	IP	WLS	BF	H	R	ER	SO	BB	IBB	HBP	BLK	WP	HR	S	P	ERA	WHIP										
Jason Marquis, R (1, 1) ERA: 3.88	8.0	W	32	9	1	1	2	2	0	0	0	1	1	67	105	1.12	1.375										
Julian Tavarez, R (9, 1) ERA: 3.12	1.0		2	0	0	0	0	0	0	0	0	0	0	4	4	0.00	0.000										

Chicago Cubs @ St. Louis Cardinals
Busch Stadium, St. Louis, MO

AB 32
R 1
H 9
RBI 1
BB 2
SO 2
LOB 12



WP: 1 PA: 34
PB: 0
SB: 0
CS: 1

Batter	1	2	3	4	5	6	7	8	9	AB	R	H	RBI	BB	SO	LOB	BOTTOM										
Tony Womack, L (1,4) OBP: 0.359, SLG: 0.418	G4-3		2-2 1B 5 SF8 1B		0-1 G4-3 2-3		3-2 HR			4	2	2	1	0	0	1											
Edgar Renteria, R (1,6) OBP: 0.332, SLG: 0.410	HR	1-2	1-1 27 S 1B		1-0 F8		3-2 G6-3			4	1	2	1	0	0	1											
5 Albert Pujols, R (1,3) OBP: 0.403, SLG: 0.611	G4-3	2-1	0-0 SF8		3-2 HR			1-2 F9		3	1	1	2	0	0	0											
27 Scott Rolen, R (1,5) OBP: 0.423, SLG: 0.614	F8	0-0	3-H 2-3 K		1-1 G5-3		2-1 15 S 1B 2B			4	1	1	0	0	1	1											
15 Jim Edmonds, L (1,8) OBP: 0.383, SLG: 0.571		0-0 CS 1B		0-1 F8		2-1 HR		0-3 K		4	1	2	1	0	1	1											
John Mabry, L (1,7) OBP: 0.346, SLG: 0.470 (9,9)	F8	3-2 1-2		1-1 F7		0-0 P2		0-0 BB 1B		4	0	1	1	0	0	1											
Reggie Sanders, R (1,9) OBP: 0.297, SLG: 0.485	1B	1-1		2-0 G1-3		1-3 K		4-2 3-H 1B		3	0	1	0	1	1	0											
So Taguchi, R (9, 7) OBP: 0.292, SLG: 0.356	1B	4 S						1-2 BB		0	0	0	0	0	0	0											
4 Yadier Molina, R (1,2) OBP: 0.348, SLG: 0.288	K	3-3 1-2			0-2 G4-3 2B		1-1 CS 1B	0-2 G6-3		4	0	2	0	0	1	3											
Jason Marquis, L (1, 1) OBP: 0.263, SLG: 0.351	G4-3		0-0 K		2-3 K		2-3 K			3	0	0	0	0	2	2											
Julian Tavarez, L (9, 1) ERA: 6.75										0	0	0	0	0	0	0											
Inning Stats	R: 1 E: 0 K: 0 S: 9	H: 1 LOB: 0 BB: 0 P: 14	R: 0 E: 0 K: 1 S: 11	H: 2 LOB: 0 BB: 0 P: 18	R: 1 E: 0 K: 1 S: 12	H: 2 LOB: 1 BB: 0 P: 16	R: 0 E: 0 K: 0 S: 5	H: 0 LOB: 0 BB: 0 P: 8	R: 0 E: 0 K: 1 S: 9	H: 1 LOB: 1 BB: 0 P: 12	R: 2 E: 0 K: 1 S: 11	H: 2 LOB: 0 BB: 0 P: 18	R: 1 E: 0 K: 1 S: 16	H: 2 LOB: 0 BB: 0 P: 24	R: 1 E: 0 K: 1 S: 15	H: 2 LOB: 2 BB: 1 P: 22	1B: 6 2B: 2 3B: 0 HR: 4	SF: 1 SAC: 0 DP: 0 HBP: 0	WP: 0 PB: 0 SB: 3 CS: 2	PA: 35							
PITCHER	IP	WLS	BF	H	R	ER	SO	BB	IBB	HBP	BLK	WP	HR	S	P	ERA	WHIP										
Greg Maddux, R (1, 1) ERA: 4.51	6.0	L	25	8	4	4	4	0	0	0	0	0	1	22	33	13.50	2.250										
Jon Leicester, R (7, 1) ERA: 2.53	1.1		6	3	2	2	1	0	0	0	0	0	0	6	10	0.00	6.000										
Kent Mercker, L (8, 1) ERA: 2.45	0.1		3	1	0	0	1	1	0	0	0	0	0	3	3	0.00	0.000										
43 Michael Wuerztz, R (8, 1) ERA: 6.75	0.1		1	0	0	0	0	0	0	0	0	0	0	3	3	0.00	0.000										

Chicago Cubs @ St. Louis Cardinals
Busch Stadium, St. Louis, MO

AB 33
R 6
H 12
RBI 6
BB 1
SO 6
LOB 10



WP: 0 PA: 35
PB: 0
SB: 3
CS: 2

Batter	1	2	3	4	5	6	7	8	9	AB	R	H	RBI	BB	SO	LOB	TOP					
Todd Walker, L (1.4) OBP: 0.367, SLG: 0.496 Mark Grudzielanek, R (7.4) OBP: 0.336, SLG: 0.564	F8		F7		1-2		P2			3	0	1	0	0	0	0						
Brendan Harris, R (1.5) OBP: 0.330, SLG: 0.333	F8				1-2					3	0	1	0	1	0	2						
Corey Patterson, L (1.8) OBP: 0.330, SLG: 0.447	K		G4-3							4	0	0	0	0	2	2						
Sammy Sosa, R (1.9) OBP: 0.371, SLG: 0.557					1-0					4	2	2	1	0	0	1						
Moises Alou, R (1.7) OBP: 0.326, SLG: 0.503	F9				2-1		F7			4	0	0	0	0	0	2						
25 Derek Lee, R (1.3) OBP: 0.372, SLG: 0.516					2-2		G5-3			4	0	1	1	0	0	0						
Michael Barrett, R (1.2) OBP: 0.341, SLG: 0.482					0-0					3	0	2	0	1	0	0						
Ramon Martinez, R (1.6) OBP: 0.327, SLG: 0.357 Rey Ordonez, R (2.6) OBP: 0.182, SLG: 0.245 Jose Macias, S (9.4) OBP: 0.284, SLG: 0.393	G6-4-3				2-3		K			1	0	0	0	0	0	2						
Matt Clement, R (1.1) OBP: 0.114, SLG: 0.118 Tom Goodwin, L (7.4) OBP: 0.222, SLG: 0.267 Kyle Farnsworth, R (7.1) Glendon Rusch, L (8.1) OBP: 0.091, SLG: 0.227 Francis Beltran, R (8.1)			K2-3		1-3		K			2	0	0	0	0	2	1						
Inning Stats	R: 0 E: 0 K: 1 S: 8	H: 0 LOB: 0 BB: 0 P: 12	R: 1 E: 0 K: 0 S: 10	H: 3 LOB: 1 BB: 0 P: 16	R: 0 E: 0 K: 1 S: 11	H: 1 LOB: 1 BB: 0 P: 16	R: 0 E: 0 K: 0 S: 6	H: 0 LOB: 0 BB: 0 P: 11	R: 0 E: 0 K: 2 S: 11	H: 2 LOB: 2 BB: 0 P: 16	R: 1 E: 0 K: 1 S: 8	H: 1 LOB: 0 BB: 0 P: 14	R: 0 E: 0 K: 0 S: 8	H: 0 LOB: 1 BB: 1 P: 12	R: 0 E: 0 K: 0 S: 9	H: 0 LOB: 1 BB: 1 P: 15	R: 0 E: 0 K: 1 S: 13	H: 0 LOB: 0 BB: 0 P: 19	1B: 4 2B: 2 3B: 0 HR: 1	SF: 0 SAC: 1 DP: 1 HBP: 0	WP: 0 PB: 0 SB: 0 CS: 0	PA: 35
PITCHER	IP	WLS	BF	H	R	ER	SO	BB	IBB	HBP	BLK	WP	HR	S	P	ERA	WHIP					
Jeff Suppan, R (1.1) ERA: 3.33 Kiko Calero, R (7.1) ERA: 3.57 Ray King, L (7.1) ERA: 1.15 Julian Tavarez, R (7.1) ERA: 3.09 Steve Kline, L (8.1) ERA: 2.63	6.0	W	24	7	2	2	5	0	0	0	0	0	1	54	85	3.00	1.167					
44 Jason Isringhausen, R (8.1) ERA: 2.83	1.2	S	5	0	0	0	1	0	0	0	0	0	0	3	7	0.00	3.000					

Chicago Cubs @ St. Louis Cardinals
Busch Stadium, St. Louis, MO
Sat Jul 10 2004, 12:20 PM CDT
Att: 50,569 - Cloudy - 81 F

AB 32
R 2
H 7
RBI 2
BB 2
SO 6
LOB 13



Batter	1	2	3	4	5	6	7	8	9	AB	R	H	RBI	BB	SO	LOB	BOTTOM				
Tony Womack, L (1.4) OBP: 0.367, SLG: 0.426	F				1-2					4	1	3	0	1	0	1					
Ray Lankford, L (1.7) OBP: 0.365, SLG: 0.435 44 Jason Isringhausen, R (8.1) OBP: 0.500, SLG: 0.500					2-3					3	1	1	1	1	2	1					
5 Albert Pujols, R (1.3) OBP: 0.399, SLG: 0.603	K									4	0	0	0	0	1	3					
27 Scott Rolen, R (1.5) OBP: 0.421, SLG: 0.609	P6				0-1					4	0	1	0	0	0	1					
15 Jim Edmonds, L (1.8) OBP: 0.388, SLG: 0.583					2-3					3	2	2	2	1	1	1					
Roger Cedeno, S (1.9) OBP: 0.329, SLG: 0.391 Reggie Sanders, R (8.9) OBP: 0.296, SLG: 0.483					1-1					2	0	0	0	1	0	2					
7 Hector Luna, R (1.6) OBP: 0.282, SLG: 0.380	G4-3				1-3					4	1	1	1	0	1	2					
Mike Matheny, R (1.2) OBP: 0.293, SLG: 0.356					1-1					4	0	1	0	0	0	1					
Jeff Suppan, R (1.1) Marlon Anderson, L (6.4) Kiko Calero, R (7.1) Ray King, L (7.1) Julian Tavarez, L (7.1) Steve Kline, S (8.1) So Taguchi, R (8.7) OBP: 0.296, SLG: 0.363					2-0					2	0	0	0	0	0	0					
Inning Stats	R: 3 E: 1 K: 1 S: 19	H: 2 LOB: 1 BB: 2 P: 34	R: 0 E: 0 K: 0 S: 9	H: 1 LOB: 2 BB: 1 P: 16	R: 0 E: 0 K: 2 S: 13	H: 1 LOB: 1 BB: 0 P: 17	R: 0 E: 0 K: 1 S: 10	H: 1 LOB: 1 BB: 0 P: 14	R: 0 E: 0 K: 1 S: 11	H: 0 LOB: 0 BB: 1 P: 19	R: 0 E: 0 K: 1 S: 7	H: 0 LOB: 0 BB: 0 P: 10	R: 2 E: 0 K: 2 S: 19	H: 4 LOB: 2 BB: 0 P: 27	1B: 7 2B: 2 3B: 0 HR: 1	SF: 0 SAC: 0 DP: 0 HBP: 0	WP: 1 PB: 0 SB: 1 CS: 0	PA: 38			
PITCHER	IP	WLS	BF	H	R	ER	SO	BB	IBB	HBP	BLK	WP	HR	S	P	ERA	WHIP				
Matt Clement, R (1.1) ERA: 2.91 Kyle Farnsworth, R (7.1) ERA: 3.43 Glendon Rusch, L (8.1) ERA: 4.06 Francis Beltran, R (8.1) ERA: 4.13	6.0	L	28	6	3	3	5	4	0	0	0	0	1	71	114	4.50	1.667				
44 Jason Isringhausen, R (8.1) ERA: 2.83	1.0		3	0	0	0	1	0	0	0	0	0	0	7	10	0.00	0.000				
7 Hector Luna, R (1.6) OBP: 0.282, SLG: 0.380	0.2		6	4	2	2	1	0	0	0	0	0	0	16	23	27.00	6.000				
Francis Beltran, R (8.1) ERA: 4.13	0.1		1	0	0	0	1	0	0	0	0	0	0	3	4	0.00	0.000				

Chicago Cubs @ St. Louis Cardinals
Busch Stadium, St. Louis, MO
Sat Jul 10 2004, 12:20 PM CDT
Att: 50,569 - Cloudy - 81 F

AB 34
R 5
H 10
RBI 5
BB 4
SO 8
LOB 16



Batter	1	2	3	4	5	6	7	8	9	AB	R	H	RBI	BB	SO	LOB	TOP																	
Scott Podsednik, L (1, 8) OBP: 0.330, SLG: 0.402			G4-3			G6-3	1B		F8	4	1	2	0	1	0	0	Milwaukee Brewers @ Chicago Cubs Wrigley Field, Chicago, IL Thu Jul 15 2004, 7:05 PM CDT Att: 40,123 - Sunny - 77 F																	
Craig Counsell, L (1, 6) OBP: 0.355, SLG: 0.349			G3			G6-3	CI			3	0	0	0	1	0	2																		
Geoff Jenkins, L (1, 7) OBP: 0.308, SLG: 0.428			FC4			G6-3	G3-6-1		K	3	0	0	1	1	1	3																		
Lyle Overbay, L (1, 3) OBP: 0.404, SLG: 0.548			FC4			G5-3		L4	F8	4	0	0	0	1	0	2																		
Ben Grieve, L (1, 9) OBP: 0.397, SLG: 0.403										2	0	0	0	1	0	0																		
Brady Clark, R (8, PH) OBP: 0.354, SLG: 0.359										0	0	0	0	1	0	0																		
Keith Ginter, R (1, 4) OBP: 0.331, SLG: 0.445										2	0	1	0	2	1	2																		
Wes Helms, R (1, 5) OBP: 0.333, SLG: 0.335										2	0	1	0	1	0	0																		
Jeff Bennett, R (8, PH)										0	0	0	0	0	0	0																		
Chris Magruder, S (8, PH)										1	0	0	0	0	0	2																		
Dave Burba, R (8, 1)										0	0	0	0	0	0	0																		
Chad Moeller, R (1, 2) OBP: 0.299, SLG: 0.355										3	0	0	0	0	0	4																		
Brooks Kieschnick, L (8, PH) OBP: 0.405, SLG: 0.500										1	0	1	0	0	0	0																		
Gary Bennett, R (8, 2) OBP: 0.254, SLG: 0.248										0	0	0	0	0	0	0																		
Doug Davis, R (1, 1)										2	0	0	0	0	2	2																		
2 Bill Hall, R (6, 5) OBP: 0.282, SLG: 0.389										2	0	0	0	0	1	3																		
Inning Stats	R: 1 E: 0 K: 1 S: 15	H: 1 LOB: 2 BB: 2 P: 30	R: 0 E: 0 K: 1 S: 7	H: 0 LOB: 0 BB: 0 P: 11	R: 0 E: 0 K: 0 S: 10	H: 0 LOB: 1 BB: 1 P: 16	R: 0 E: 0 K: 1 S: 15	H: 1 LOB: 2 BB: 1 P: 20	R: 0 E: 0 K: 0 S: 12	H: 1 LOB: 2 BB: 1 P: 19	R: 0 E: 0 K: 0 S: 11	H: 1 LOB: 1 BB: 0 P: 17	R: 0 E: 0 K: 1 S: 14	H: 1 LOB: 3 BB: 2 P: 28	R: 0 E: 0 K: 1 S: 10	H: 0 LOB: 1 BB: 1 P: 20	1B: 3 2B: 2 3B: 0 HR: 0	SF: 1 SAC: 0 DP: 2 HBP: 0	WP: 0 PB: 0 SB: 1 CS: 0	PA: 40														
PITCHER	IP WLS BF H R ER SO BB IBB HBP BLK WP HR S P ERA WHIP																																	
22 Mark Prior, R (1, 1) ERA: 4.06	1.2	8	1	1	1	1	2	0	0	0	0	0	0	0	19	36	5.40	1.800																
Glendon Rusch, L (2, 1) ERA: 3.77	5.1	W 22	3	0	0	2	4	0	0	0	0	0	0	60	94	0.00	1.312																	
Mike Remlinger, L (8, 1) ERA: 5.0	0.1	H 2	0	0	0	0	1	0	0	0	0	0	0	6	10	0.00	3.000																	
Kyle Farnsworth, R (8, 1) ERA: 3.29	0.2	H 4	1	0	0	1	1	0	0	0	0	0	0	8	18	0.00	3.000																	
LaTroy Hawkins, R (9, 1) ERA: 2.42	1.0	S 4	0	0	0	1	1	0	0	0	0	0	0	10	20	0.00	1.000																	

Batter	1	2	3	4	5	6	7	8	9	AB	R	H	RBI	BB	SO	LOB	BOTTOM																
Mark Grudzielanek, R (1, 4) OBP: 0.325, SLG: 0.338			F9						G5-3	4	0	0	0	0	1	1	Milwaukee Brewers @ Chicago Cubs Wrigley Field, Chicago, IL Thu Jul 15 2004, 7:05 PM CDT Att: 40,123 - Sunny - 77 F																
Jose Macias, S (1, 5) OBP: 0.297, SLG: 0.397			L6							4	1	1	0	0	1	0																	
Corey Patterson, L (1, 8) OBP: 0.333, SLG: 0.447			K							4	1	3	0	0	1	0																	
Sammy Sosa, R (1, 9) OBP: 0.366, SLG: 0.557										4	0	0	0	0	2	4																	
Moises Alou, R (1, 7) OBP: 0.329, SLG: 0.509										4	1	1	1	0	0	2																	
25 Derrek Lee, R (1, 3) OBP: 0.377, SLG: 0.528										4	1	2	2	0	1	0																	
Michael Barrett, R (1, 2) OBP: 0.344, SLG: 0.492										4	0	2	0	0	1	0																	
Ramon Martinez, R (1, 6) OBP: 0.323, SLG: 0.351										3	0	0	0	0	2	3																	
22 Mark Prior, R (1, 1) OBP: 0.222, SLG: 0.125										0	0	0	0	0	0	0																	
Glendon Rusch, L (2, 1) OBP: 0.083, SLG: 0.208										2	0	0	0	0	1	2																	
Mike Remlinger, L (8, 1)										0	0	0	0	0	0	0																	
Kyle Farnsworth, R (8, 1)										0	0	0	0	0	0	0																	
LaTroy Hawkins, R (9, 1) ERA: 3.53										0	0	0	0	0	0	0																	
Inning Stats	R: 0 E: 0 K: 1 S: 15	H: 2 LOB: 0 BB: 0 P: 23	R: 1 E: 0 K: 2 S: 13	H: 1 LOB: 0 BB: 0 P: 20	R: 0 E: 0 K: 1 S: 10	H: 0 LOB: 0 BB: 0 P: 13	R: 0 E: 0 K: 1 S: 7	H: 0 LOB: 0 BB: 0 P: 13	R: 0 E: 0 K: 2 S: 10	H: 1 LOB: 1 BB: 0 P: 16	R: 3 E: 1 K: 2 S: 16	H: 4 LOB: 2 BB: 0 P: 22	R: 0 E: 0 K: 1 S: 10	H: 1 LOB: 1 BB: 0 P: 15	R: 0 E: 0 K: 0 S: 6	H: 0 LOB: 0 BB: 0 P: 10		1B: 6 2B: 1 3B: 1 HR: 1	SF: 0 SAC: 1 DP: 0 HBP: 0	WP: 2 PB: 0 SB: 1 CS: 0	PA: 34												
PITCHER	IP WLS BF H R ER SO BB IBB HBP BLK WP HR S P ERA WHIP																																
Doug Davis, L (1, 1) ERA: 3.53	5.1	L 23	6	4	3	8	0	0	0	0	0	0	0	19	27	0.00	1.800																
Jeff Bennett, R (8, 1) ERA: 4.15	1.2	8	3	0	0	2	0	0	0	0	0	0	0	6	10	0.00	0.000																
Dave Burba, R (8, 1) ERA: 3.53	1.0	3	0	0	0	0	0	0	0	0	0	0	0	6	10	0.00	0.000																

Milwaukee Brewers @ Chicago Cubs
 Wrigley Field, Chicago, IL
 Thu Jul 15 2004, 7:05 PM CDT
 Att: 40,123 - Sunny - 77 F

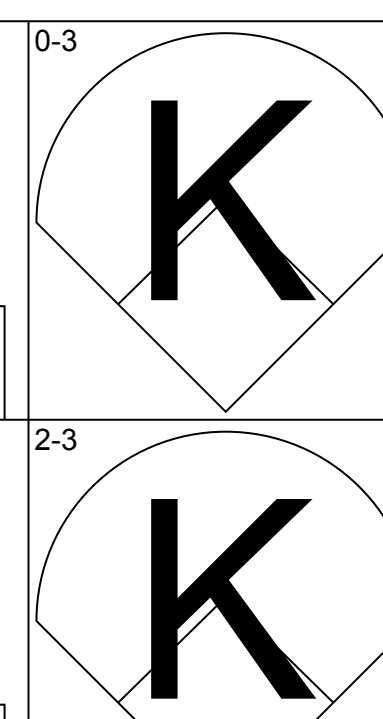
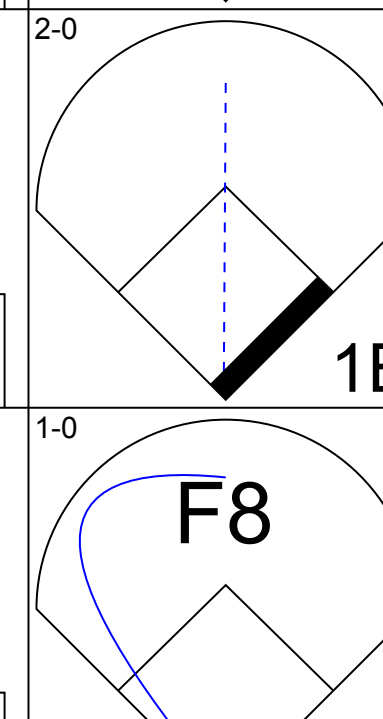


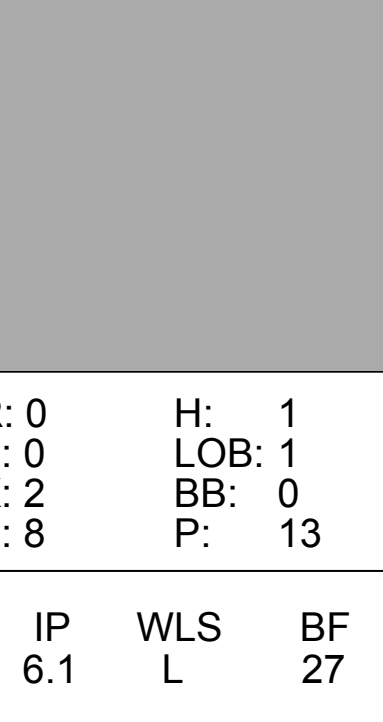
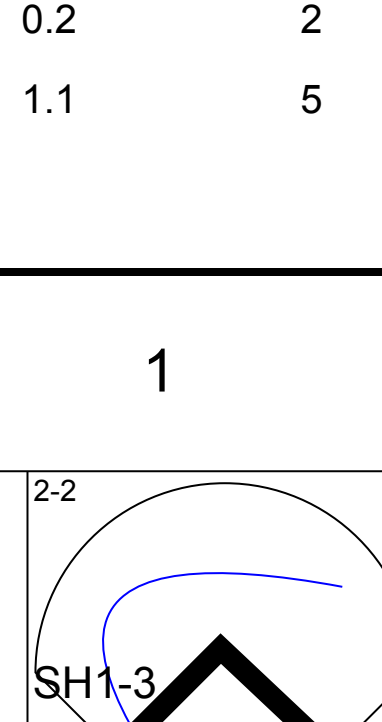
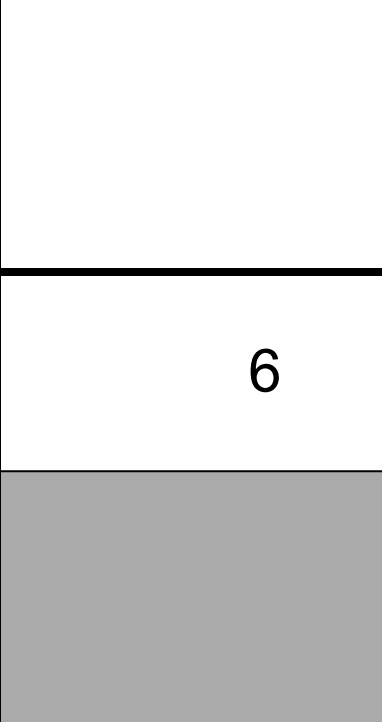
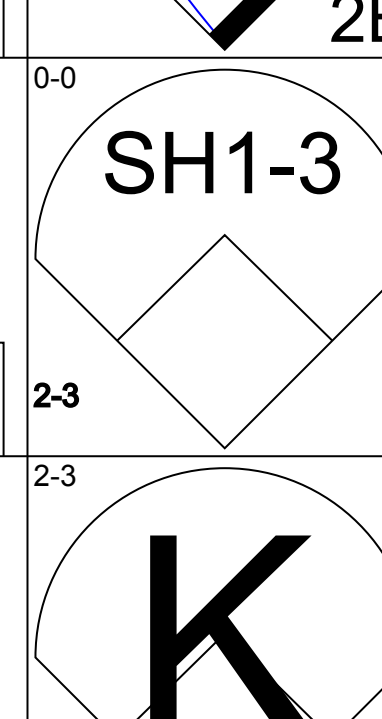
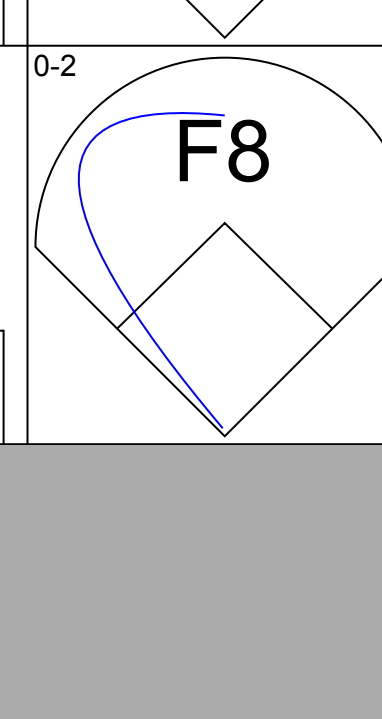
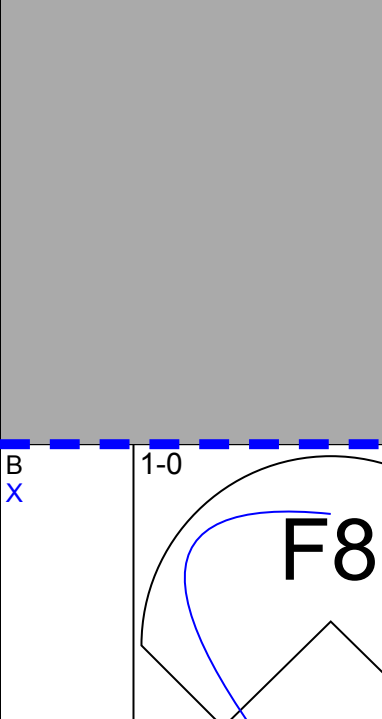

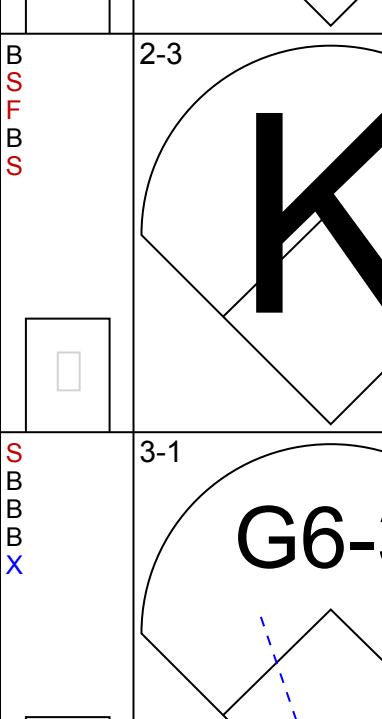
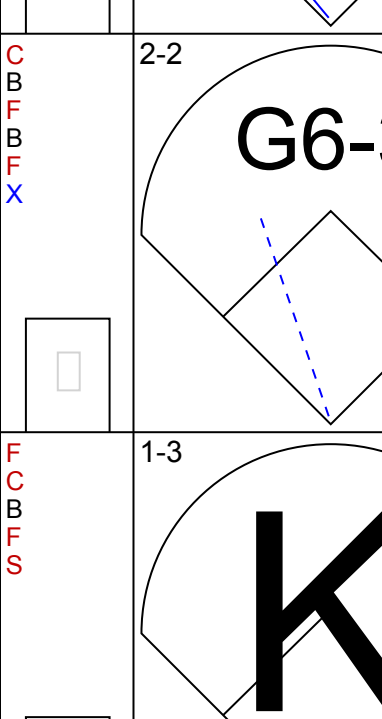
AB	29
R	1
H	5
RBI	1
BB	9
SO	5
LOB	20

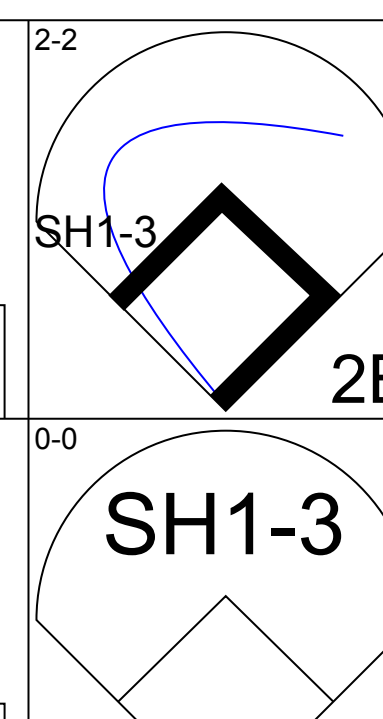
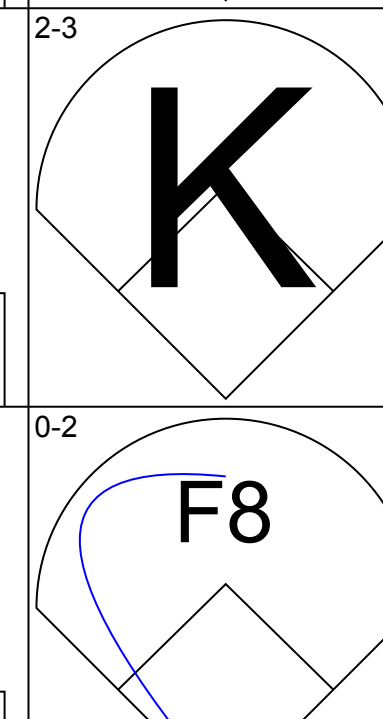


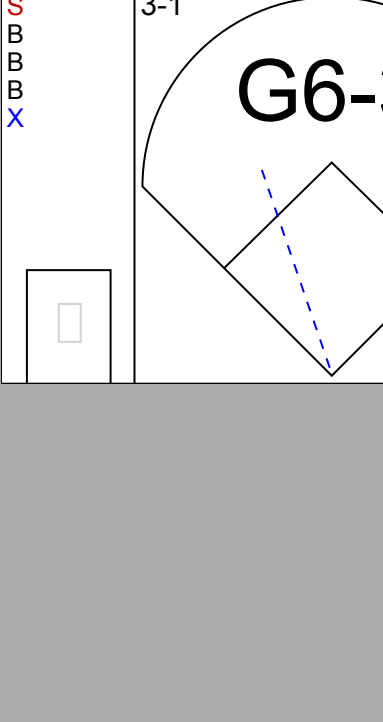
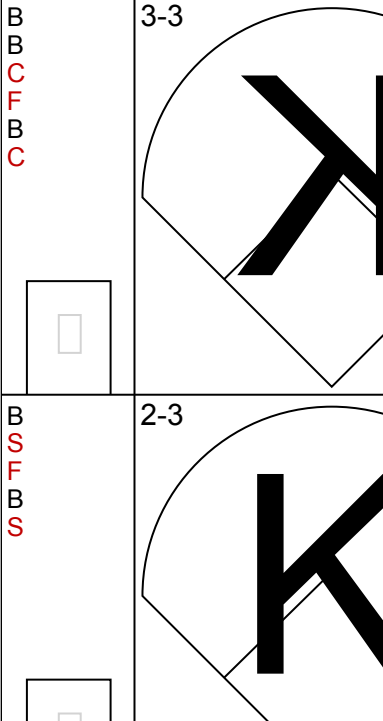
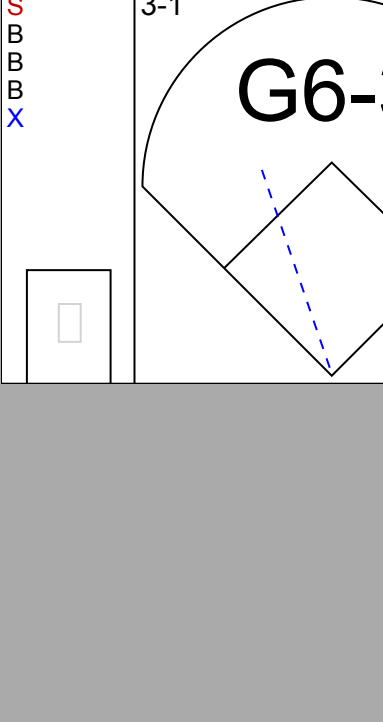


Milwaukee Brewers @ Chicago Cubs
 Wrigley Field, Chicago, IL
 Thu Jul 15 2004, 7:05 PM CDT
 Att: 40,123 - Sunny - 77 F

AB	33
R	4
H	9
RBI	3
BB	0
SO	10
LOB	12



Batter	1	2	3	4	5	6	7	8	9	AB	R	H	RBI	BB	SO	LOB	TOP					
Scott Podsednik, L (1, 8) OBP: 0.327, SLG: 0.397			G3-1 (2)		P5 (2)		P3 (2)			4	0	0	0	0	1	1	Milwaukee Brewers @ Chicago Cubs Wrigley Field, Chicago, IL Fri Jul 16, 2004, 2:20 PM CDT Att: 39,968 - Cloudy - 82 F					
Craig Counsell, L (1, 6) Matt Erickson, L (6, 6)					G3-1 (3)		FC6-4 (3)			2	0	0	0	0	1	0						
Geoff Jenkins, L (1, 7) OBP: 0.310, SLG: 0.437			L6 (3)							4	1	2	1	0	1	1						
Lyle Overbay, L (1, 3) OBP: 0.403, SLG: 0.545					G3 (1)					4	0	1	0	0	0	1						
Keith Ginter, R (1, 4) OBP: 0.330, SLG: 0.442					2B G6-3 1B		G6-4-3 (2)			4	1	1	0	0	2	1						
Brady Clark, R (1, 9) OBP: 0.362, SLG: 0.374					G6-3 2B					4	0	3	0	0	1	0						
Wes Helms, R (1, 5) 2 Bill Hall, R (1, 5) OBP: 0.283, SLG: 0.388					G6-3 (2)		WP 1B		SH3-4 (1)	0	0	0	0	0	0	0						
Gary Bennett, R (1, 2) Ben Grievie, L (9, PH) Chad Moeller, R (9, 2) OBP: 0.299, SLG: 0.355					F7 (3)		B3 (1)			3	0	0	0	0	0	3						
Victor Santos, R (1, 1) Brooks Kieschnick, L (7, PH) Mike Adams, R (7, 1) Luis Vizcaino, R (8, 1) Chris Magruder, S (9, PH) Dan Kolb, R (9, 1)										2	0	0	0	0	1	0						
Inning Stats	R: 0 E: 0 K: 2 S: 8	H: 1 LOB: 1 BB: 0 P: 13	R: 0 E: 0 K: 1 S: 11	H: 1 LOB: 1 BB: 0 P: 17	R: 0 E: 0 K: 0 S: 11	H: 0 LOB: 1 BB: 0 P: 20	R: 1 E: 0 K: 0 S: 9	H: 2 LOB: 1 BB: 0 P: 16	R: 0 E: 0 K: 1 S: 12	H: 0 LOB: 0 BB: 0 P: 16	R: 1 E: 0 K: 0 S: 14	H: 2 LOB: 1 BB: 0 P: 19	R: 0 E: 0 K: 2 S: 11	H: 0 LOB: 0 BB: 0 P: 15	R: 0 E: 0 K: 2 S: 9	H: 1 LOB: 1 BB: 0 P: 11		1B: 7 2B: 1 3B: 0 HR: 1	SF: 0 SAC: 1 DP: 1 HBP: 1	WP: 1 PB: 0 SB: 2 CS: 0	PA: 36	
PITCHER	IP WLS BF H R ER SO BB IBB HBP BLK WP HR S P ERA WHIP	IP WLS BF H R ER SO BB IBB HBP BLK WP HR S P ERA WHIP	IP WLS BF H R ER SO BB IBB HBP BLK WP HR S P ERA WHIP	IP WLS BF H R ER SO BB IBB HBP BLK WP HR S P ERA WHIP	IP WLS BF H R ER SO BB IBB HBP BLK WP HR S P ERA WHIP	IP WLS BF H R ER SO BB IBB HBP BLK WP HR S P ERA WHIP	IP WLS BF H R ER SO BB IBB HBP BLK WP HR S P ERA WHIP	IP WLS BF H R ER SO BB IBB HBP BLK WP HR S P ERA WHIP	IP WLS BF H R ER SO BB IBB HBP BLK WP HR S P ERA WHIP	IP WLS BF H R ER SO BB IBB HBP BLK WP HR S P ERA WHIP	IP WLS BF H R ER SO BB IBB HBP BLK WP HR S P ERA WHIP	IP WLS BF H R ER SO BB IBB HBP BLK WP HR S P ERA WHIP	IP WLS BF H R ER SO BB IBB HBP BLK WP HR S P ERA WHIP	IP WLS BF H R ER SO BB IBB HBP BLK WP HR S P ERA WHIP	IP WLS BF H R ER SO BB IBB HBP BLK WP HR S P ERA WHIP	IP WLS BF H R ER SO BB IBB HBP BLK WP HR S P ERA WHIP	IP WLS BF H R ER SO BB IBB HBP BLK WP HR S P ERA WHIP					
Matt Clement, R (1, 1) ERA: 2.98	6.1	L	27	8	3	3	5	0	0	0	1	0	0	0	0	0	1	1	67	105	4.26	1.263
Mike Remlinger, L (7, 1) ERA: 4.59	0.2		2	0	0	0	0	0	0	0	0	0	0	0	0	0	0	0	6	9	0.00	0.000
Kent Mercker, L (8, 1) ERA: 2.39	0.2		2	0	0	0	1	0	0	0	0	0	0	0	0	0	0	0	8	12	0.00	0.000
Kyle Farnsworth, R (8, 1) ERA: 3.19	1.1		5	1	0	0	3	0	0	0	0	0	0	0	0	0	0	0	12	14	0.00	0.750

Batter	1	2	3	4	5	6	7	8	9	AB	R	H	RBI	BB	SO	LOB	BOTTOM					
Jose Macias, S (1, 5) OBP: 0.295, SLG: 0.403			SF7 (2)		F7 (1)		G6-3 (3)			3	0	1	1	0	0	0	Milwaukee Brewers @ Chicago Cubs Wrigley Field, Chicago, IL Fri Jul 16, 2004, 2:20 PM CDT Att: 39,968 - Cloudy - 82 F					
Mark Grudzielanek, R (1, 4) OBP: 0.325, SLG: 0.338			G5-3 (3)							3	0	1	0	0	0	2						
Corey Patterson, L (1, 8) OBP: 0.330, SLG: 0.441					P6 (1)		F8 (2)			4	0	0	0	0	2	2						
Sammy Sosa, R (1, 9) OBP: 0.360, SLG: 0.546					F9 (2)				G6-3 (3)	4	0	0	0	0	1	2						
Moises Alou, R (1, 7) OBP: 0.325, SLG: 0.503			G6-3 (1)		E8 (1)					4	0	0	0	0	1	0						
25 Derek Lee, R (1, 3) OBP: 0.375, SLG: 0.525					F8 (3)				G6-3 (2)	4	1	1	0	0	1	1						
Michael Barrett, R (1, 2) OBP: 0.339, SLG: 0.485					E5 1B SF7		G5-3 (1)			4	1	0	0	0	1	1						
Ramon Martinez, R (1, 6) OBP: 0.323, SLG: 0.348					F8 (2)					2	0	0	0	1	1	0						
Matt Clement, R (1, 1) Mike Remlinger, L (7, 1) Tom Goodwin, L (7, PH) Kent Mercker, L (8, 1) Kyle Farnsworth, R (8, 1)										2	0	1	1	0	1	0						
Inning Stats	R: 0 E: 0 K: 1 S: 10	H: 1 LOB: 1 BB: 0 P: 14	R: 2 E: 1 K: 0 S: 15	H: 2 LOB: 2 BB: 1 P: 28	R: 0 E: 1 K: 0 S: 12	H: 0 LOB: 1 BB: 0 P: 19	R: 0 E: 0 K: 1 S: 8	H: 0 LOB: 0 BB: 0 P: 10	R: 0 E: 0 K: 2 S: 14	H: 0 LOB: 0 BB: 0 P: 22	R: 0 E: 0 K: 1 S: 10	H: 0 LOB: 0 BB: 0 P: 15	R: 0 E: 0 K: 1 S: 5	H: 0 LOB: 0 BB: 0 P: 7	R: 0 E: 0 K: 1 S: 9	H: 0 LOB: 0 BB: 0 P: 13		1B: 3 2B: 1 3B: 0 HR: 0	SF: 1 SAC: 1 DP: 0 HBP: 0	WP: 0 PB: 0 SB: 0 CS: 0	PA: 34	
PITCHER	IP WLS BF H R ER SO BB IBB HBP BLK WP HR S P ERA WHIP	IP WLS BF H R ER SO BB IBB HBP BLK WP HR S P ERA WHIP	IP WLS BF H R ER SO BB IBB HBP BLK WP HR S P ERA WHIP	IP WLS BF H R ER SO BB IBB HBP BLK WP HR S P ERA WHIP	IP WLS BF H R ER SO BB IBB HBP BLK WP HR S P ERA WHIP	IP WLS BF H R ER SO BB IBB HBP BLK WP HR S P ERA WHIP	IP WLS BF H R ER SO BB IBB HBP BLK WP HR S P ERA WHIP	IP WLS BF H R ER SO BB IBB HBP BLK WP HR S P ERA WHIP	IP WLS BF H R ER SO BB IBB HBP BLK WP HR S P ERA WHIP	IP WLS BF H R ER SO BB IBB HBP BLK WP HR S P ERA WHIP	IP WLS BF H R ER SO BB IBB HBP BLK WP HR S P ERA WHIP	IP WLS BF H R ER SO BB IBB HBP BLK WP HR S P ERA WHIP	IP WLS BF H R ER SO BB IBB HBP BLK WP HR S P ERA WHIP	IP WLS BF H R ER SO BB IBB HBP BLK WP HR S P ERA WHIP	IP WLS BF H R ER SO BB IBB HBP BLK WP HR S P ERA WHIP	IP WLS BF H R ER SO BB IBB HBP BLK WP HR S P ERA WHIP						
Victor Santos, R (1, 1) ERA: 3.8	6.0	W	25	4	2	0	5	1	0	0	0	0	0	0	0	0	1	0	67	109	0.00	0.833
Mike Adams, R (7, 1) ERA: 1.79	1.0	H	3	0	0	0	1	0	0	0	0	0	0	0	0	0	0	0	10	15	0.00	0.000
Luis Vizcaino, R (8, 1) ERA: 2.81	1.0	H	3	0	0	0	1	0	0	0	0	0	0	0	0	0	0	0	5	7	0.00	0.000
Dan Kolb, R (9, 1) ERA: 1.57	1.0	S	3	0	0	0	1	0	0	0	0	0	0	0	0	0	0	0	9	13	0.00	0.000

AB	34
R	3
H	9
RBI	3
BB	0
SO	9
LOB	12



Batter	1	2	3	4	5	6	7	8	9	AB	R	H	RBI	BB	SO	LOB	TOP		
Scott Podsednik, L (1,8) OBP: 0.323, SLG: 0.393	1-1 P6			2-2 G6-3		1-1 G4-3			1-0 G5-3	4	0	0	0	0	0	0	Milwaukee Brewers @ Chicago Cubs Wrigley Field, Chicago, IL Sat Jul 17 2004, 3:05 PM CDT Att: 40,003 - Cloudy - 70 F		
Brady Clark, R (1,9) OBP: 0.365, SLG: 0.377	1-0 G1-6-3 1B			3-2 G1-3		3-2 G6-3			0-1 G1-3 1B	4	0	2	0	0	0	0			
Geoff Jenkins, L (1,7) OBP: 0.310, SLG: 0.435	1-1 G1-6-3 1-2			0-1 G1-3 1B			2-1 G4-3		0-1 L3	4	0	1	0	0	0	2			
Lyle Overbay, L (1,3) OBP: 0.405, SLG: 0.546		1-0 F9		2-1 G1-3 1B			0-0 G5-4-3 1B			3	0	2	0	0	0	0			
Keith Ginter, R (1,5) OBP: 0.326, SLG: 0.437		3-2 F8		3-1 F7			1-0 G5-4-3 1-2			3	0	0	0	0	0	3			
2 Bill Hall, R (1,6) OBP: 0.279, SLG: 0.382		0-0 G4-3			2-2 G6-3					3	0	0	0	0	1	0			
Chad Moeller, R (1,2) OBP: 0.294, SLG: 0.349				1-0 G6-3		0-1 G2-3			1-3 K	3	0	0	0	0	1	0			
Matt Erickson, L (1,4) OBP: 0.200, SLG: 0.200				0-1 G4-3		0-1 G4-3			0-0 G1-3 1B	3	0	1	0	0	0	0			
15 Ben Sheets, R (1,1) OBP: 0.111, SLG: 0.059 Brooks Kieschnick, L (8, PH) Luis Vizcaino, R (8, 1) Matt Kinney, R (8, 1) OBP: 0.250, SLG: 0.250				0-3 K		0-1 G4-3			0-3 K 1 SAFE	2	0	0	0	0	1	0			
Inning Stats	R: 0 E: 0 K: 0 S: 5	H: 1 LOB: 0 BB: 0 P: 8	R: 0 E: 0 K: 0 S: 7	H: 0 LOB: 0 BB: 0 P: 11	R: 0 E: 0 K: 1 S: 6	H: 0 LOB: 0 BB: 0 P: 7	R: 0 E: 0 K: 0 S: 13	H: 2 LOB: 2 BB: 0 P: 23	R: 0 E: 0 K: 0 S: 9	H: 0 LOB: 0 BB: 0 P: 11	R: 0 E: 0 K: 0 S: 4	H: 1 LOB: 0 BB: 0 P: 7	R: 0 E: 0 K: 3 S: 15	H: 1 LOB: 1 BB: 0 P: 19	R: 0 E: 0 K: 0 S: 5	H: 1 LOB: 0 BB: 0 P: 6	1B: 6 2B: 1 3B: 0 HR: 0	SF: 0 SAC: 0 DP: 3 HBP: 0	WP: 0 PA: 30 CS: 0
PITCHER Greg Maddux, R (1,1) ERA: 4.18	IP: 9.0 WLS: W BF: 30 H: 6 R: 0 ER: 0 SO: 4 BB: 0 IBB: 0 HBP: 0 BLK: 0 WP: 0 HR: 0 S: 71 P: 103 ERA: 0.00 WHIP: 0.667															PITCHER IP: WLS: BF: H: R: ER: SO: BB: IBB: HBP: BLK: WP: HR: S: P: ERA: WHIP:			

Batter	1	2	3	4	5	6	7	8	9	AB	R	H	RBI	BB	SO	LOB	BOTTOM		
Todd Walker, L (1,4) OBP: 0.365, SLG: 0.492	2-3 K		3-1 F7		0-1 G4-3			1-1 SH3-4 1B		4	1	1	0	0	1	1	Milwaukee Brewers @ Chicago Cubs Wrigley Field, Chicago, IL Sat Jul 17 2004, 3:05 PM CDT Att: 40,003 - Cloudy - 70 F		
Rey Ordonez, R (1,6) OBP: 0.190, SLG: 0.262	0-1 G5-3		2-3 K			1-3 K		0-2 SH3-4		3	0	0	0	0	2	0			
Sammy Sosa, R (1,9) OBP: 0.362, SLG: 0.559	0-1 HR			0-1 L6		0-0 E5 G2-3 1B		3-2 G1-3		4	1	2	1	0	0	1			
Moises Alou, R (1,7) OBP: 0.327, SLG: 0.510	1-1 G6-3			0-0 HR		1-0 G2-3		4-2 HR BB		3	2	1	1	1	0	1			
Corey Patterson, L (1,8) OBP: 0.329, SLG: 0.448		1-3 K		2-3 K		0-0 G4-3		1-0 HR		4	1	1	2	0	2	1			
25 Derek Lee, R (1,3) OBP: 0.371, SLG: 0.518	2-2 F7			0-0 G6-3			2-3 K2-3	2-1 G5-3		4	0	0	0	0	1	0			
Jose Macias, S (1,5) OBP: 0.304, SLG: 0.495	1-0 G1-3 1B				1-2 G3		4-1 1B BB			2	0	1	0	1	0	0			
Paul Bako, L (1,2) OBP: 0.280, SLG: 0.247	2-3 K 1-2				2-3 K		0-0 G4-6-3 1B			3	0	1	0	0	2	1			
Greg Maddux, R (1,1) OBP: 0.167, SLG: 0.143			1-2 F9		0-2 G1-3 1B		0-1 G4-6-3 1-2			3	0	1	0	0	0	2			
Inning Stats	R: 1 E: 0 K: 1 S: 9	H: 1 LOB: 0 BB: 0 P: 12	R: 0 E: 0 K: 2 S: 10	H: 1 LOB: 0 BB: 0 P: 16	R: 0 E: 0 K: 1 S: 11	H: 0 LOB: 0 BB: 0 P: 17	R: 1 E: 0 K: 1 S: 7	H: 1 LOB: 0 BB: 0 P: 9	R: 0 E: 0 K: 1 S: 14	H: 1 LOB: 1 BB: 0 P: 17	R: 0 E: 1 K: 1 S: 9	H: 1 LOB: 1 BB: 0 P: 11	R: 0 E: 0 K: 1 S: 9	H: 1 LOB: 1 BB: 1 P: 15	R: 3 E: 0 K: 0 S: 15	H: 2 LOB: 0 BB: 1 P: 26	1B: 5 2B: 0 3B: 0 HR: 3	SF: 0 SAC: 1 DP: 1 HBP: 0	WP: 2 PA: 33 CS: 0
PITCHER 15 Ben Sheets, R (1,1) ERA: 2.28 Luis Vizcaino, R (8, 1) ERA: 3.4 Matt Kinney, R (8, 1) ERA: 5.92	IP: 7.0 WLS: L BF: 27 H: 6 R: 2 ER: 2 SO: 8 BB: 2 IBB: 0 HBP: 0 BLK: 0 WP: 0 HR: 2 S: 69 P: 97 ERA: 2.57 WHIP: 1.000															PITCHER IP: WLS: BF: H: R: ER: SO: BB: IBB: HBP: BLK: WP: HR: S: P: ERA: WHIP:			

AB	30
R	0
H	6
RBI	0
BB	0
SO	4
LOB	6



AB	30
R	5
H	8
RBI	4
BB	2
SO	8
LOB	7



Batter	1	2	3	4	5	6	7	8	9	AB	R	H	RBI	BB	SO	LOB	TOP
Scott Podsednik, L (1.8) OBP: 0.327, SLG: 0.404										5	1	3	1	0	1	0	Milwaukee Brewers @ Chicago Cubs Wrigley Field, Chicago, IL Sun Jul 18 2004, 1:20 PM CDT Att: 39,911 - Sunny - 78 F
Craig Counsell, L (1.6) OBP: 0.353, SLG: 0.341										4	0	0	0	1	1	2	
Geoff Jenkins, L (1.7) OBP: 0.307, SLG: 0.431										3	0	0	1	0	2	1	
Lyle Overbay, L (1.3) OBP: 0.408, SLG: 0.547										3	1	2	0	1	1	0	
Ben Griever, L (1.9) OBP: 0.390, SLG: 0.394										3	0	0	0	0	2	2	
Brady Clark, R (7.9) OBP: 0.368, SLG: 0.381										1	0	1	0	0	0	0	
Keith Ginter, R (1.5) OBP: 0.332, SLG: 0.438										2	1	1	1	2	1	0	
2 Bill Hall, R (1.4) OBP: 0.283, SLG: 0.384										4	1	2	0	0	1	2	
Chad Moeller, R (1.2) OBP: 0.290, SLG: 0.344										3	0	0	0	0	2	4	
39 Chris Capuano, L (1.1) OBP: 0.286, SLG: 0.383										2	0	0	0	0	0	0	
Chris Mignone, S (7.9) OBP: 0.371, SLG: 0.400										1	0	0	1	0	0	1	
Jeff Bennett, R (7.1) ERA: 4.37										0	0	0	0	0	0	0	
Mike Adams, R (8.1) ERA: 2.36										0	0	0	0	0	0	0	
Todd Walker, L (7.9) OBP: 0.349, SLG: 0.400										1	0	0	0	0	0	0	
Mike Remlinger, L (8.1) ERA: 5.4										0	0	0	0	0	0	0	
Kyle Farnsworth, R (8.1) ERA: 3.07										0	0	0	0	0	0	0	
39 Chris Capuano, L (1.1) OBP: 0.286, SLG: 0.383										1	0	0	0	0	0	0	
Chris Mignone, S (7.9) OBP: 0.371, SLG: 0.400										0	0	0	0	0	0	0	
Jeff Bennett, R (7.1) ERA: 4.37										0	0	0	0	0	0	0	
Mike Adams, R (8.1) ERA: 2.36										0	0	0	0	0	0	0	
Todd Walker, L (7.9) OBP: 0.349, SLG: 0.400										0	0	0	0	0	0	0	
Mike Remlinger, L (8.1) ERA: 5.4										0	0	0	0	0	0	0	
Kyle Farnsworth, R (8.1) ERA: 3.07										0	0	0	0	0	0	0	
39 Chris Capuano, L (1.1) OBP: 0.286, SLG: 0.383										0	0	0	0	0	0	0	
Chris Mignone, S (7.9) OBP: 0.371, SLG: 0.400										0	0	0	0	0	0	0	
Jeff Bennett, R (7.1) ERA: 4.37										0	0	0	0	0	0	0	
Mike Adams, R (8.1) ERA: 2.36										0	0	0	0	0	0	0	
Todd Walker, L (7.9) OBP: 0.349, SLG: 0.400										0	0	0	0	0	0	0	
Mike Remlinger, L (8.1) ERA: 5.4										0	0	0	0	0	0	0	
Kyle Farnsworth, R (8.1) ERA: 3.07										0	0	0	0	0	0	0	
39 Chris Capuano, L (1.1) OBP: 0.286, SLG: 0.383										0	0	0	0	0	0	0	
Chris Mignone, S (7.9) OBP: 0.371, SLG: 0.400										0	0	0	0	0	0	0	
Jeff Bennett, R (7.1) ERA: 4.37										0	0	0	0	0	0	0	
Mike Adams, R (8.1) ERA: 2.36										0	0	0	0	0	0	0	
Todd Walker, L (7.9) OBP: 0.349, SLG: 0.400										0	0	0	0	0	0	0	
Mike Remlinger, L (8.1) ERA: 5.4										0	0	0	0	0	0	0	
Kyle Farnsworth, R (8.1) ERA: 3.07										0	0	0	0	0	0	0	
39 Chris Capuano, L (1.1) OBP: 0.286, SLG: 0.383										0	0	0	0	0	0	0	
Chris Mignone, S (7.9) OBP: 0.371, SLG: 0.400										0	0	0	0	0	0	0	
Jeff Bennett, R (7.1) ERA: 4.37										0	0	0	0	0	0	0	
Mike Adams, R (8.1) ERA: 2.36										0	0	0	0	0	0	0	
Todd Walker, L (7.9) OBP: 0.349, SLG: 0.400										0	0	0	0	0	0	0	
Mike Remlinger, L (8.1) ERA: 5.4										0	0	0	0	0	0	0	
Kyle Farnsworth, R (8.1) ERA: 3.07										0	0	0	0	0	0	0	
39 Chris Capuano, L (1.1) OBP: 0.286, SLG: 0.383										0	0	0	0	0	0	0	
Chris Mignone, S (7.9) OBP: 0.371, SLG: 0.400										0	0	0	0	0	0	0	
Jeff Bennett, R (7.1) ERA: 4.37										0	0	0	0	0	0	0	
Mike Adams, R (8.1) ERA: 2.36										0	0	0	0	0	0	0	
Todd Walker, L (7.9) OBP: 0.349, SLG: 0.400										0	0	0	0	0	0	0	
Mike Remlinger, L (8.1) ERA: 5.4										0	0	0	0	0	0	0	
Kyle Farnsworth, R (8.1) ERA: 3.07										0	0	0	0	0	0	0	
39 Chris Capuano, L (1.1) OBP: 0.286, SLG: 0.383										0	0	0	0	0	0	0	
Chris Mignone, S (7.9) OBP: 0.371, SLG: 0.400										0	0	0	0	0	0	0	
Jeff Bennett, R (7.1) ERA: 4.37										0	0	0	0	0	0	0	
Mike Adams, R (8.1) ERA: 2.36										0	0	0	0	0	0	0	
Todd Walker, L (7.9) OBP: 0.349, SLG: 0.400										0	0	0	0	0	0	0	
Mike Remlinger, L (8.1) ERA: 5.4										0	0	0	0	0	0	0	
Kyle Farnsworth, R (8.1) ERA: 3.07										0	0	0	0	0	0	0	
39 Chris Capuano, L (1.1) OBP: 0.286, SLG: 0.383										0	0	0	0	0	0	0	
Chris Mignone, S (7.9) OBP: 0.371, SLG: 0.400										0	0	0	0	0	0	0	
Jeff Bennett, R (7.1) ERA: 4.37										0	0	0	0	0	0	0	
Mike Adams, R (8.1) ERA: 2.36										0	0	0	0	0	0	0	
Todd Walker, L (7.9) OBP: 0.349, SLG: 0.400										0	0	0	0	0	0	0	
Mike Remlinger, L (8.1) ERA: 5.4										0	0	0	0	0	0	0	
Kyle Farnsworth, R (8.1) ERA: 3.07										0	0	0	0	0	0	0	
39 Chris Capuano, L (1.1) OBP: 0.286, SLG: 0.383										0	0	0	0	0	0	0	
Chris Mignone, S (7.9) OBP: 0.371, SLG: 0.400										0	0	0	0	0	0	0	
Jeff Bennett, R (7.1) ERA: 4.37										0	0	0	0	0	0	0	
Mike Adams, R (8.1) ERA: 2.36										0	0	0	0	0	0	0	
Todd Walker, L (7.9) OBP: 0.349, SLG: 0.400										0	0	0	0	0	0	0	
Mike Remlinger, L (8.1) ERA: 5.4										0	0	0	0	0	0	0	
Kyle Farnsworth, R (8.1) ERA: 3.07										0	0	0	0	0	0	0	
39 Chris Capuano, L (1.1) OBP: 0.286, SLG: 0.383										0	0	0	0	0	0	0	
Chris Mignone, S (7.9) OBP: 0.371, SLG: 0.400										0	0	0	0	0	0	0	
Jeff Bennett, R (7.1) ERA: 4.37										0	0	0	0	0	0	0	
Mike Adams, R (8.1) ERA: 2.36										0	0	0	0	0	0	0	
Todd Walker, L (7.9) OBP: 0.349, SLG: 0.400										0	0	0	0	0	0	0	
Mike Remlinger, L (8.1) ERA: 5.4										0	0	0	0	0	0	0	
Kyle Farnsworth, R (8.1) ERA: 3.07										0	0	0	0	0	0	0	
39 Chris Capuano, L (1.1) OBP: 0.286, SLG: 0.383										0	0	0	0	0	0	0	
Chris Mignone, S (7.9) OBP: 0.371, SLG: 0.400										0	0	0	0	0	0	0	
Jeff Bennett, R (7.1) ERA: 4.37										0	0	0	0	0	0	0	
Mike Adams, R (8.1) ERA: 2.36										0	0	0	0	0	0	0	
Todd Walker, L (7.9) OBP: 0.349, SLG: 0.400										0	0	0	0	0	0	0	
Mike Remlinger, L (8.1) ERA: 5.4										0	0	0	0	0	0	0	
Kyle Farnsworth, R (8.1) ERA: 3.07										0	0	0	0	0	0	0	
39 Chris Capuano, L (1.1) OBP: 0.286, SLG: 0.383										0	0	0	0	0	0	0	
Chris Mignone, S (7.9) OBP: 0.371, SLG: 0.400										0	0	0	0	0	0	0	
Jeff Bennett, R (7.1) ERA: 4.37										0	0	0	0	0	0	0	
Mike Adams, R (8.1) ERA: 2.36										0	0	0	0	0	0	0	
T																	

Batter	1	2	3	4	5	6	7	8	9	AB	R	H	RBI	BB	SO	LOB	TOP								
Tony Womack, L (1,4) OBP: 0.354, SLG: 0.407	4-0 5 PB G5-3 BB		2-1 F8		2-1 F8			4-2 SH2-4 27 HR PB BB	1-3 K	3	1	0	0	2	1	1	St. Louis Cardinals @ Chicago Cubs Wrigley Field, Chicago, IL Mon Jul 19 2004, 7:05 PM CDT Att: 40,033 - Cloudy - 81 F								
Edgar Renteria, R (1,6) OBP: 0.337, SLG: 0.427	1-1 G5-3		0-1 G4-3		3-1 HR			1-1 SH2-4		3	1	1	1	0	0	1									
5 Albert Pujols, R (1,3) OBP: 0.403, SLG: 0.605	4-1 15 HBP 2-3 BB		3-1 G4-3		1-1 F9			2-3 K		3	0	0	0	1	1	1									
27 Scott Rolen, R (1,5) OBP: 0.410, SLG: 0.602	3-3 K			1-1 E5 15 HR 1B		0-0 G5-3		2-1 HR		4	2	2	2	0	1	2									
15 Jim Edmonds, L (1,8) OBP: 0.394, SLG: 0.598	1-0 HBP			0-0 HR		0-3 K		3-H HR		2	1	1	2	0	1	0									
Ray Lankford, L (1,7) OBP: 0.356, SLG: 0.427	1-2 G2-3			1-0 G6-3		0-0 G3		2-0 F8		4	0	0	0	0	0	4									
Reggie Sanders, R (1,9) OBP: 0.301, SLG: 0.479		0-0 G4-6-3 1B		0-1 G6-3			0-3 K		1-2 L9	4	0	1	0	0	1	0									
44 Jason Istringhausen, R (9,1) OBP: 0.500, SLG: 0.500										0	0	0	0	0	0	0									
Mike Matheny, R (1,2) OBP: 0.303, SLG: 0.368		0-1 G4-6-3 1-2		0-3 K			2-3 K		0-0 E6 1B	4	0	1	0	0	2	1									
29 Chris Carpenter, R (1,1) OBP: 0.146, SLG: 0.125							0-1 G1-3		1-3 K	3	0	0	0	0	2	0									
Roger Cedeno, S (9,PH) OBP: 0.333, SLG: 0.395										1	0	0	0	0	1	1									
So Taguchi, R (9,9) OBP: 0.291, SLG: 0.351										0	0	0	0	0	0	0									
Inning Stats	R: 0 E: 0 K: 1 S: 10	H: 0 LOB: 3 BB: 2 P: 24	R: 0 E: 0 K: 1 S: 6	H: 1 LOB: 0 BB: 0 P: 7	R: 0 E: 0 K: 0 S: 6	H: 0 LOB: 0 BB: 0 P: 11	R: 2 E: 1 K: 1 S: 9	H: 2 LOB: 0 BB: 0 P: 11	R: 1 E: 0 K: 1 S: 10	H: 1 LOB: 0 BB: 0 P: 16	R: 0 E: 0 K: 1 S: 5	H: 0 LOB: 0 BB: 0 P: 5	R: 0 E: 0 K: 2 S: 9	H: 0 LOB: 0 BB: 0 P: 11	R: 2 E: 0 K: 1 S: 14	H: 1 LOB: 1 BB: 1 P: 26	R: 0 E: 1 K: 2 S: 10	H: 1 LOB: 1 BB: 0 P: 13	1B: 3 2B: 0 3B: 0 HR: 3	SF: 0 SAC: 1 DP: 1 HBP: 2	WP: 0 PB: 2 SB: 0 CS: 0	PA: 37			
PITCHER	IP	WLS	BF	H	R	ER	SO	BB	IBB	HBP	BLK	WP	HR	S	P	ERA	WHIP								
38 Carlos Zambrano, R (1,1) ERA: 2.81	7.2	L	32	5	5	5	8	3	0	2	0	0	3	68	108	5.87	1.043								
Mike Remlinger, L (8,1) ERA: 5.23	0.1		1	0	0	0	0	0	0	0	0	0	0	1	3	0.00	0.000								
LaTroy Hawkins, R (9,1) ERA: 2.37	1.0		4	1	0	0	2	0	0	0	0	0	0	10	13	0.00	1.000								

AB	31
R	5
H	6
RBI	5
BB	3
SO	10
LOB	11



Batter	1	2	3	4	5	6	7	8	9	AB	R	H	RBI	BB	SO	LOB	BOTTOM								
Mark Grudzielanek, R (1,4) OBP: 0.319, SLG: 0.337	1-0 G4-3		0-2 L9		1-0 SF8		0-0 G4-3			3	0	0	1	0	0	1	St. Louis Cardinals @ Chicago Cubs Wrigley Field, Chicago, IL Mon Jul 19 2004, 7:05 PM CDT Att: 40,033 - Cloudy - 81 F								
Corey Patterson, L (1,8) OBP: 0.331, SLG: 0.452	0-1 E7 2B		1-2 G4-6-3 1-2		0-0 1B 1B		0-1 G3			4	1	2	0	0	0	1									
Sammy Sosa, R (1,9) OBP: 0.363, SLG: 0.555	3-1 G1-3			0-0 F9	0-2 1B 1B			1-2 G6-3		4	0	1	0	0	0	1									
Moises Alou, R (1,7) OBP: 0.331, SLG: 0.517	2-3 K			0-0 G5-3	1-1 1B 25 FC6-4 1B			1-1 HR		4	1	2	3	0	1	1									
25 Derrek Lee, R (1,3) OBP: 0.369, SLG: 0.521		0-1 F8		1-1 1B	0-0 FC6-4 1-2			0-3 K		4	0	1	0	0	1	2									
16 Aramis Ramirez, R (1,5) OBP: 0.371, SLG: 0.545		2-0 G6-3		1-3 K		1-2 1B 2B		2-3 K		4	0	1	0	0	2	1									
Michael Barrett, R (1,2) OBP: 0.340, SLG: 0.485		0-2 1B			1-3 K2-3	1-1 G6-4-3 1B			0-0 G6-3	4	0	2	0	0	1	0									
Alex Gonzalez, R (1,6) OBP: 0.271, SLG: 0.419		0-1 G4-3			0-1 38 1B SF8 2B	0-2 G6-4-3			4-0 G4-6-3 BB	3	1	1	0	1	0	2									
38 Carlos Zambrano, S (1,1) ERA: 3.91			1-2 G4-6-3 1B		1-0 1B 1B		1-2 G1-3		3-2 G4-6-3	3	1	2	0	0	0	0									
Mike Remlinger, L (8,1) ERA: 5.23										0	0	0	0	0	0	0									
LaTroy Hawkins, R (9,1) ERA: 2.37										0	0	0	0	0	0	0									
Todd Walker, L (9,PH) OBP: 0.362, SLG: 0.488										1	0	0	0	0	0	1									
Inning Stats	R: 0 E: 1 K: 1 S: 9	H: 1 LOB: 1 BB: 0 P: 15	R: 0 E: 0 K: 0 S: 8	H: 1 LOB: 0 BB: 0 P: 10	R: 0 E: 0 K: 0 S: 10	H: 1 LOB: 0 BB: 0 P: 12	R: 0 E: 0 K: 1 S: 7	H: 1 LOB: 1 BB: 0 P: 9	R: 3 E: 0 K: 1 S: 14	H: 5 LOB: 2 BB: 0 P: 18	R: 0 E: 0 K: 0 S: 8	H: 2 LOB: 0 BB: 0 P: 10	R: 0 E: 0 K: 0 S: 7	H: 0 LOB: 0 BB: 0 P: 8	R: 1 E: 0 K: 2 S: 11	H: 1 LOB: 0 BB: 0 P: 15	R: 0 E: 0 K: 0 S: 4	H: 0 LOB: 0 BB: 1 P: 11	1B: 8 2B: 3 3B: 0 HR: 1	SF: 1 SAC: 0 DP: 3 HBP: 0	WP: 0 PB: 0 SB: 0 CS: 0	PA: 36			
PITCHER	IP	WLS	BF	H	R	ER	SO	BB	IBB	HBP	BLK	WP	HR	S	P	ERA	WHIP								
29 Chris Carpenter, R (1,1) ERA: 2.64	8.0	W	33	12	4	4	5	0	0	0	0	0	0	4	11	0.00	1.500								
44 Jason Istringhausen, R (9,1) ERA: 2.64	1.0	S	3	0	0	0	0	1	0	0	0	0	0	4	11	0.00	1.000								

AB	34
R	4
H	12
RBI	4
BB	1
SO	5
LOB	10



Batter	1	2	3	4	5	6	7	8	9	AB	R	H	RBI	BB	SO	LOB	TOP										
Tony Womack, L (1,4) OBP: 0.355, SLG: 0.405	4-2 SH5-3 2B BB		0-2 F7			3-2 G5-3	0-2 K	0-0 CS 1B		4	1	1	0	1	1	2											
Edgar Renteria, R (1,6) OBP: 0.336, SLG: 0.425	0-0 SH5-3 1-2		2-3 K			3-2 G6-3	0-1 F8	2-2 CS 1-2	0-0 5 HR 1B	4	1	1	0	0	1	2											
5 Albert Pujols, R (1,3) OBP: 0.410, SLG: 0.640	3-2 2H 2B		0-0 HR			1-2 27 1B 15 1B 1B		0-0 HR	1-0 1H HR	5	4	5	5	0	0	0											
27 Scott Rolen, R (1,5) OBP: 0.412, SLG: 0.600	2-2 HBP		0-3 K			3-2 BB 15 1B 1B		0-0 G4-3	4-1 CS BB	3	1	1	0	1	1	0											
15 Jim Edmonds, L (1,8) OBP: 0.392, SLG: 0.591	1-3 K		0-3 K			0-0 BB 1B		2-3 K	0-0 L7	5	1	1	1	0	3	3											
Reggie Sanders, R (1,9) OBP: 0.306, SLG: 0.489	3-1 F7		2-1 G4-3 1B			1-2 3H 1B 2-3 SF8 BB		2-3 K	1 SAFE 3-2 HR	4	2	2	1	1	1	2											
Mike Matheny, R (1,2) Marlon Anderson, L (8,PH) Ray King, L (8,1) Roger Cedeno, S (8,PH) 44 Jason Isringhausen, R (8,PH) OBP: 0.500, SLG: 0.500		2-3 K		1-0 G4-3		4-1 SF8 1B BB		2-3 K	2-0 2B	2	0	0	1	1	1	1	AB 37 R 11 H 14 RBI 11 BB 4 SO 11 LOB 12										
So Taguchi, R (1,7) 4 Yadier Molina, R (8,2)		2-2 G5-3		1-0 G5-3		0-1 1B		3-1 HR	1-3 K	4	1	2	2	0	0	1											
Matt Morris, R (1,1) Cal Eldred, R (2,1) Steve Kline, S (5,1) Ray Lankford, L (6,PH) Kiko Calero, R (8,PH) John Mabry, L (8,PH)		2-2 G4-3				3-3 K		0-0 F9		1	0	0	0	0	0	0											
Inning Stats	R: 1 E: 0 K: 1 S: 16	H: 1 LOB: 2 BB: 1 P: 29	R: 0 E: 0 K: 1 S: 14	H: 0 LOB: 0 BB: 0 P: 20	R: 1 E: 0 K: 2 S: 12	H: 1 LOB: 1 BB: 0 P: 14	R: 0 E: 0 K: 1 S: 8	H: 1 LOB: 1 BB: 0 P: 12	R: 0 E: 0 K: 1 S: 9	H: 0 LOB: 0 BB: 0 P: 18	R: 4 E: 0 K: 1 S: 20	H: 4 LOB: 2 BB: 2 P: 32	R: 1 E: 0 K: 2 S: 8	H: 1 LOB: 0 BB: 0 P: 12	R: 1 E: 0 K: 1 S: 13	H: 2 LOB: 0 BB: 0 P: 19	R: 3 E: 0 K: 1 S: 14	H: 4 LOB: 1 BB: 1 P: 25	1B: 7 2B: 2 3B: 0 HR: 5	SF: 1 SAC: 1 DP: 0 HBP: 0	WP: 0 PB: 0 SB: 0 CS: 2	PA: 45					
PITCHER	IP	WLS	BF	H	R	ER	SO	BB	IBB	HBP	BLK	WP	HR	S	P	ERA	WHIP										
Glendon Rusch, L (1,1) ERA: 4.09	5.0		23	6	5	5	6	1	0	1	0	0	1	67	105	9.00	1.400										
Francis Beltran, R (6,1) ERA: 4.53	0.0		3	1	0	0	0	2	0	0	0	0	0	5	13	∞	∞										
Kent Mercker, L (6,1) ERA: 2.28	1.0	H	3	0	1	1	1	0	0	0	0	0	0	7	7	9.00	0.000										
Kyle Farnsworth, R (7,1) ERA: 3.33	2.0	B	8	3	2	2	3	0	0	0	0	0	2	21	31	9.00	1.500										
LaTroy Hawkins, R (9,1) ERA: 2.86	1.0	L	7	4	3	3	1	1	0	0	0	0	2	14	25	27.00	5.000										

St. Louis Cardinals @ Chicago Cubs
Wrigley Field, Chicago, IL
Tue Jul 20 2004, 1:20 PM CDT
Att: 39,371 - Cloudy - 85 F

AB	37
R	11
H	14
RBI	11
BB	4
SO	11
LOB	12



Batter	1	2	3	4	5	6	7	8	9	AB	R	H	RBI	BB	SO	LOB	BOTTOM										
Todd Walker, L (1,4) OBP: 0.363, SLG: 0.488	1-3 K	4-1 2B BB		0-0 L9 2B		2-2 G1-3			3-2 G3	4	1	1	0	1	1	0											
Corey Patterson, L (1,8) OBP: 0.332, SLG: 0.452	2-3 K	0-2 WP 1B 2B		3-3 K		2-2 F7			4-0 25 BB 1B BB	4	1	1	2	1	2	1											
Sammy Sosa, R (1,9) OBP: 0.356, SLG: 0.543	0-0 F7	1-2 P4		2-2 L9		3-1 F7			1-0 P4	5	0	0	0	0	0	3											
Moises Alou, R (1,7) OBP: 0.334, SLG: 0.517		2-3 BB		1-0 F8			1-0 L4		2-2 25 BB 1B	4	1	2	1	1	0	1											
25 Derrek Lee, R (1,3) OBP: 0.369, SLG: 0.526		2-2 HR			1-1 G6-3		2-3 K		4-0 BB	4	1	1	2	1	2	1											
16 Aramis Ramirez, R (1,5) OBP: 0.374, SLG: 0.557		0-0 HR 2B	1-1 HR		4-1 FC5 1B BB		2-3 K		1-1 F8	4	2	2	1	1	1	3											
Michael Barrett, R (1,2) OBP: 0.342, SLG: 0.496		1-0 HR	2-2 G6-3		2-0 1B			1-0 G5-3		4	1	2	2	0	0	0											
Alex Gonzalez, R (1,6) OBP: 0.260, SLG: 0.402		1-3 K	0-2 P2		2-3 K			1-1 G4-3		4	0	0	0	0	2	2											
Glendon Rusch, L (1,1) Francis Beltran, R (6,1) Kent Mercker, L (6,1) Kyle Farnsworth, R (7,1) Jose Macias, S (8,PH) LaTroy Hawkins, R (9,1)		0-0 BB 2B 1B	0-1 G4-3		0-1 FC5			2-2 F9		3	1	1	0	0	0	2											
Inning Stats	R: 0 E: 0 K: 2 S: 10	H: 0 LOB: 0 BB: 0 P: 13	R: 7 E: 0 K: 2 S: 24	H: 6 LOB: 1 BB: 2 P: 42	R: 1 E: 0 K: 0 S: 12	H: 1 LOB: 0 BB: 0 P: 15	R: 0 E: 0 K: 1 S: 11	H: 1 LOB: 1 BB: 0 P: 17	R: 0 E: 0 K: 1 S: 9	H: 1 LOB: 2 BB: 1 P: 18	R: 0 E: 0 K: 0 S: 9	H: 0 LOB: 0 BB: 0 P: 16	R: 0 E: 0 K: 2 S: 9	H: 0 LOB: 0 BB: 0 P: 14	R: 0 E: 0 K: 0 S: 6	H: 0 LOB: 0 BB: 0 P: 10	R: 0 E: 0 K: 0 S: 13	H: 1 LOB: 3 BB: 2 P: 28	1B: 4 2B: 3 3B: 0 HR: 3	SF: 0 SAC: 0 DP: 0 HBP: 0	WP: 1 PB: 0 SB: 0 CS: 0	PA: 42					
PITCHER	IP	WLS	BF	H	R	ER	SO	BB	IBB	HBP	BLK	WP	HR	S	P	ERA	WHIP										
Matt Morris, R (1,1) ERA: 4.62	1.2		13	6	7	7	3	2	0	0	0	0	1	33	53	37.80	4.800										
Cal Eldred, R (2,1) ERA: 4.79	3.0		13	3	1	1	3	1	0	0	0	0	1	33	53	3.00	1.333										
Steve Kline, L (5,1) ERA: 2.31	0.1		1	0	0	0	0	0	0	0	0	0	0	2	2	0.00	0.000										
Kiko Calero, R (6,1) ERA: 2.86	2.0		6	0	0	0	2	0	0	0	0	0	0	18	30	0.00	0.000										
Ray King, L (8,1) ERA: 1.29	1.0	W	3	0	0	0	0	0	0	0	0	0	0	6	10	0.00	0.000										

St. Louis Cardinals @ Chicago Cubs
Wrigley Field, Chicago, IL
Tue Jul 20 2004, 1:20 PM CDT
Att: 39,371 - Cloudy - 85 F

AB	37
R	8
H	10
RBI	8
BB	5
SO	8
LOB	13



Batter	1	2	3	4	5	6	7	8	9	AB	R	H	RBI	BB	SO	LOB	TOP								
6 Ryan Freel, R OBP: 0.372, SLG: 0.358 (1, 5)	1-1 FC5-4 1B		1-3 K	0-0 BLK 2B		3-3 K		1-3 K		5	0	2	0	0	3	1									
Barry Larkin, R OBP: 0.346, SLG: 0.404 Tim Hummel, R OBP: 0.283, SLG: 0.315 Jacob Cruz, L OBP: 0.315, SLG: 0.357 (1, 6)	0-1 FC5-4 2B 1B		4-2 1B	4-2 BB		2-1 F9		2-3 K		2	1	0	0	2	0	1									
Sean Casey, L OBP: 0.391, SLG: 0.580 Jason Romano, R OBP: 0.219, SLG: 0.267 (1, 3)	1-2 1B		2-2 F7	2-0 G4-3		0-1 L8		1-1 1B		5	1	2	0	0	0	3									
Adam Dunn, L OBP: 0.405, SLG: 0.562 (1, 7)	2-3 K		2-1 1B		2-3 K		1-0 1B		1-2 F7	5	0	2	0	0	2	3									
D'Angelo Jimenez, S OBP: 0.376, SLG: 0.390 (1, 4)	2-1 1B		1-1 G4-3		2-0 F9		3-2 1B		1-3 K	5	0	2	2	0	1	3									
Wily Mo Peña, R OBP: 0.345, SLG: 0.563 (1, 8)	0-0 P6			2-1 HR	0-0 L7		4-0 1B		1-2 BB	3	1	1	1	1	0	1									
John Vander Wal, L OBP: 0.333, SLG: 0.750 Todd Van Poppel, R OBP: 0.176, SLG: 0.125 (1, 9)		0-1 F9		1-3 K		1-1 E4 FC3-6		3-3 K		4	0	0	0	0	2	3									
Jason LaRue, R OBP: 0.327, SLG: 0.436 (1, 2)		2-3 K		0-0 HR		2-1 P6		2-2 L6		4	1	1	1	0	1	1									
Paul Wilson, R OBP: 0.200, SLG: 0.211 Juan Castro, R OBP: 0.309, SLG: 0.404 (1, 1)		0-0 L4		2-3 K		1-0 FC3-6		0-3 K		3	0	0	0	0	1	1									
Inning Stats	R: 2 E: 0 K: 1 S: 14	H: 3 LOB: 1 BB: 0 P: 20	R: 0 E: 0 K: 1 S: 7	H: 0 LOB: 0 BB: 0 P: 9	R: 0 E: 0 K: 1 S: 13	H: 1 LOB: 2 BB: 1 P: 23	R: 2 E: 0 K: 2 S: 13	H: 3 LOB: 2 BB: 1 P: 24	R: 0 E: 0 K: 1 S: 5	H: 0 LOB: 0 BB: 0 P: 9	R: 0 E: 1 K: 1 S: 8	H: 0 LOB: 1 BB: 0 P: 15	R: 0 E: 0 K: 1 S: 15	H: 2 LOB: 3 BB: 1 P: 28	R: 0 E: 0 K: 2 S: 12	H: 0 LOB: 0 BB: 0 P: 15	R: 0 E: 0 K: 2 S: 11	H: 1 LOB: 1 BB: 0 P: 16	1B: 6 2B: 2 3B: 0 HR: 2	SF: 0 SAC: 0 DP: 0 HBP: 0	WP: 0 PB: 0 SB: 0 CS: 0	PA: 41			
PITCHER	IP WLS BF H R ER SO BB IBB HBP BLK WP HR S P ERA WHIP	IP WLS BF H R ER SO BB IBB HBP BLK WP HR S P ERA WHIP	IP WLS BF H R ER SO BB IBB HBP BLK WP HR S P ERA WHIP	IP WLS BF H R ER SO BB IBB HBP BLK WP HR S P ERA WHIP	IP WLS BF H R ER SO BB IBB HBP BLK WP HR S P ERA WHIP	IP WLS BF H R ER SO BB IBB HBP BLK WP HR S P ERA WHIP	IP WLS BF H R ER SO BB IBB HBP BLK WP HR S P ERA WHIP	IP WLS BF H R ER SO BB IBB HBP BLK WP HR S P ERA WHIP	IP WLS BF H R ER SO BB IBB HBP BLK WP HR S P ERA WHIP	IP WLS BF H R ER SO BB IBB HBP BLK WP HR S P ERA WHIP	IP WLS BF H R ER SO BB IBB HBP BLK WP HR S P ERA WHIP	IP WLS BF H R ER SO BB IBB HBP BLK WP HR S P ERA WHIP	IP WLS BF H R ER SO BB IBB HBP BLK WP HR S P ERA WHIP	IP WLS BF H R ER SO BB IBB HBP BLK WP HR S P ERA WHIP	IP WLS BF H R ER SO BB IBB HBP BLK WP HR S P ERA WHIP	IP WLS BF H R ER SO BB IBB HBP BLK WP HR S P ERA WHIP	IP WLS BF H R ER SO BB IBB HBP BLK WP HR S P ERA WHIP	IP WLS BF H R ER SO BB IBB HBP BLK WP HR S P ERA WHIP	IP WLS BF H R ER SO BB IBB HBP BLK WP HR S P ERA WHIP	IP WLS BF H R ER SO BB IBB HBP BLK WP HR S P ERA WHIP	IP WLS BF H R ER SO BB IBB HBP BLK WP HR S P ERA WHIP	IP WLS BF H R ER SO BB IBB HBP BLK WP HR S P ERA WHIP	IP WLS BF H R ER SO BB IBB HBP BLK WP HR S P ERA WHIP	IP WLS BF H R ER SO BB IBB HBP BLK WP HR S P ERA WHIP	IP WLS BF H R ER SO BB IBB HBP BLK WP HR S P ERA WHIP
Mark Grudzielanek, R OBP: 0.305, SLG: 0.322 (1, 4)	3-2 L8		0-2 G1-3		0-3 K		2-1 F9		4 0 0 0 0 1 0																
Corey Patterson, L OBP: 0.333, SLG: 0.453 (1, 8)	0-0 25 BB 1B		0-3 K		2-2 1B		1-2 G6-3		4 0 2 0 0 1 0																
Sammy Sosa, R OBP: 0.358, SLG: 0.553 (1, 9)	1-3 K		4-1 HR BB		1-3 K		3-0 HR		3 2 1 1 1 2 2																
Moises Alou, R OBP: 0.339, SLG: 0.525 (1, 7)	4-1 25 BB 1-2 BB		1-0 HR		4-2 25 HR BB		3-3 K		2 2 1 2 2 1 0																
25 Derrek Lee, R OBP: 0.370, SLG: 0.534 (1, 3)	4-1 1-2 2-3 BB		0-0 E6		0-0 1-H HR		0-0 1-H HR		3 1 1 2 1 0 0																
16 Aramis Ramirez, R OBP: 0.370, SLG: 0.550 Ramon Martinez, R OBP: 0.319, SLG: 0.343 (1, 5)	0-2 F7		0-0 G6-3		1-1 G1-3		1-2 G4-3		4 0 0 0 0 0 3																
Michael Barrett, R OBP: 0.344, SLG: 0.495 (1, 2)		0-0 P4		0-1 F8		4-2 FC6-4 BB		1-1 1B	3 0 1 0 1 0 0																
Alex Gonzalez, R OBP: 0.250, SLG: 0.386 (1, 6)		3-1 F7		1-0 G5-3		1-0 P6		0-0 F8	4 0 0 0 0 0 2																
Matt Clement, R OBP: 0.128, SLG: 0.132 Tom Goodwin, L OBP: 0.215, SLG: 0.258 Mike Remlinger, L OBP: 0.215, SLG: 0.258 Todd Wellemeyer, R OBP: 0.215, SLG: 0.258 LaTroy Hawkins, R OBP: 0.215, SLG: 0.258 (1, 1)		0-3 K		3-3 K		3-1 FC6-4		1-2 1B	2 0 0 0 0 2 0																
Inning Stats	R: 0 E: 0 K: 1 S: 13	H: 1 LOB: 3 BB: 2 P: 25	R: 0 E: 0 K: 1 S: 6	H: 0 LOB: 0 BB: 0 P: 9	R: 2 E: 1 K: 1 S: 11	H: 1 LOB: 0 BB: 1 P: 16	R: 0 E: 0 K: 0 S: 4	H: 0 LOB: 0 BB: 0 P: 5	R: 0 E: 0 K: 3 S: 13	H: 1 LOB: 1 BB: 0 P: 19	R: 2 E: 0 K: 0 S: 12	H: 1 LOB: 1 BB: 2 P: 25	R: 1 E: 0 K: 1 S: 10	H: 1 LOB: 0 BB: 0 P: 19	R: 0 E: 0 K: 0 S: 9	H: 1 LOB: 1 BB: 0 P: 13	R: 0 E: 0 K: 0 S: 9	H: 1 LOB: 1 BB: 0 P: 13	1B: 3 2B: 0 3B: 0 HR: 3	SF: 0 SAC: 0 DP: 0 HBP: 0	WP: 0 PB: 0 SB: 1 CS: 0	PA: 35			
PITCHER	IP WLS BF H R ER SO BB IBB HBP BLK WP HR S P ERA WHIP	IP WLS BF H R ER SO BB IBB HBP BLK WP HR S P ERA WHIP	IP WLS BF H R ER SO BB IBB HBP BLK WP HR S P ERA WHIP	IP WLS BF H R ER SO BB IBB HBP BLK WP HR S P ERA WHIP	IP WLS BF H R ER SO BB IBB HBP BLK WP HR S P ERA WHIP	IP WLS BF H R ER SO BB IBB HBP BLK WP HR S P ERA WHIP	IP WLS BF H R ER SO BB IBB HBP BLK WP HR S P ERA WHIP	IP WLS BF H R ER SO BB IBB HBP BLK WP HR S P ERA WHIP	IP WLS BF H R ER SO BB IBB HBP BLK WP HR S P ERA WHIP	IP WLS BF H R ER SO BB IBB HBP BLK WP HR S P ERA WHIP	IP WLS BF H R ER SO BB IBB HBP BLK WP HR S P ERA WHIP	IP WLS BF H R ER SO BB IBB HBP BLK WP HR S P ERA WHIP	IP WLS BF H R ER SO BB IBB HBP BLK WP HR S P ERA WHIP	IP WLS BF H R ER SO BB IBB HBP BLK WP HR S P ERA WHIP	IP WLS BF H R ER SO BB IBB HBP BLK WP HR S P ERA WHIP	IP WLS BF H R ER SO BB IBB HBP BLK WP HR S P ERA WHIP	IP WLS BF H R ER SO BB IBB HBP BLK WP HR S P ERA WHIP	IP WLS BF H R ER SO BB IBB HBP BLK WP HR S P ERA WHIP	IP WLS BF H R ER SO BB IBB HBP BLK WP HR S P ERA WHIP	IP WLS BF H R ER SO BB IBB HBP BLK WP HR S P ERA WHIP	IP WLS BF H R ER SO BB IBB HBP BLK WP HR S P ERA WHIP	IP WLS BF H R ER SO BB IBB HBP BLK WP HR S P ERA WHIP	IP WLS BF H R ER SO BB IBB HBP BLK WP HR S P ERA WHIP	IP WLS BF H R ER SO BB IBB HBP BLK WP HR S P ERA WHIP	IP WLS BF H R ER SO BB IBB HBP BLK WP HR S P ERA WHIP

Cincinnati Reds @ Chicago Cubs
Wrigley Field, Chicago, IL
Wed Jul 21 2004, 1:20 PM CDT
Att: 38,761 - Unknown - 84 F

AB 38
R 4
H 10
RBI 4
BB 3
SO 12
LOB 17



Cincinnati Reds @ Chicago Cubs
Wrigley Field, Chicago, IL
Wed Jul 21 2004, 1:20 PM CDT
Att: 38,761 - Unknown - 84 F

AB 30
R 5
H 6
RBI 5
BB 5
SO 7
LOB 8



Batter	1	2	3	4	5	6	7	8	9	AB	R	H	RBI	BB	SO	LOB	TOP							
6 Ryan Freel, R OBP: 0.368, SLG: 0.353	(1, 8) K		(0, 0) E5			(1, 1) P6			(3, 2) G5-3	4	0	0	0	0	1	0								
Juan Castro, R OBP: 0.302, SLG: 0.394	(1, 6) G6-3		(1, 0) CS	(1, 1) G1-3		(1, 0) G1-3			(1, 1) P6	4	0	0	0	0	0	0								
Sean Casey, L Phil Norton, R Gabe White, L	(1, 3) P5			(1, 1) F7			(1, 0) FC4-6 1B			3	0	1	0	0	0	0								
Adam Dunn, L OBP: 0.402, SLG: 0.557		(1, 1) G4-3		(1, 0) G3-1			(1, 2) FC4-6 G4-6-3 1-2			3	0	0	0	0	0	1								
D'Angelo Jimenez, S OBP: 0.373, SLG: 0.386		(1, 3) K			(2, 3) K		(1, 0) G4-6-3 1-2			3	0	0	0	0	2	1								
Wily Mo Peña, R OBP: 0.345, SLG: 0.559	(1, 9) CS 1B		(0, 1) CS 1B		(0, 1) G4-3			(0, 0) P4		3	0	1	0	0	0	0								
Javier Valentin, S OBP: 0.244, SLG: 0.355	(1, 2) CS 1-2	(2, 1) CS 1-2	(0, 1) HR		(0, 0) HR			(0, 1) P6		3	2	2	2	0	0	0								
Tim Hummel, R Ryan Wagner, R John Vander Wal, L	(1, 5) G5-3		(3, 1) G5-3		(2, 3) K			(2, 3) K		2	0	0	0	0	1	0								
Cory Lidle, R OBP: 0.250, SLG: 0.171 Jacob Cruz, L OBP: 0.309, SLG: 0.350	(1, 1) K		(0, 3) K			(0, 0) G1-3			(1, 0) G4-3	1	0	0	0	0	1	0								
										2	0	0	0	0	0	0								
Inning Stats	R: 0 E: 0 K: 1 S: 8	H: 0 LOB: 0 BB: 0 P: 13	R: 0 E: 0 K: 1 S: 9	H: 1 LOB: 0 BB: 0 P: 12	R: 1 E: 1 K: 1 S: 9	H: 1 LOB: 0 BB: 0 P: 12	R: 0 E: 0 K: 0 S: 5	H: 0 LOB: 0 BB: 0 P: 8	R: 1 E: 0 K: 2 S: 9	H: 1 LOB: 0 BB: 0 P: 13	R: 0 E: 0 K: 0 S: 4	H: 0 LOB: 0 BB: 0 P: 6	R: 0 E: 0 K: 0 S: 6	H: 1 LOB: 0 BB: 0 P: 9	R: 0 E: 0 K: 1 S: 6	H: 0 LOB: 0 BB: 0 P: 8	R: 0 E: 0 K: 0 S: 6	H: 0 LOB: 0 BB: 0 P: 11	1B: 2 2B: 0 3B: 0 HR: 2	SF: 0 SAC: 0 DP: 1 HBP: 0	WP: 0 PB: 0 SB: 0 CS: 2	PA: 31		
PITCHER Greg Maddux, R ERA: 4.03	(1, 1)	IP: 9.0 WLS: W BF: 29	H: 4 R: 2 ER: 2 SO: 6	BB: 0 IBB: 0 HBP: 0 BLK: 0	WP: 0 HR: 2 S: 62 P: 92	ERA: 2.00 WHIP: 0.444		PITCHER	IP: 9.0 WLS: W BF: 29	H: 4 R: 2 ER: 2 SO: 6	BB: 0 IBB: 0 HBP: 0 BLK: 0	WP: 0 HR: 2 S: 62 P: 92	ERA: 2.00 WHIP: 0.444											

Cincinnati Reds @ Chicago Cubs
Wrigley Field, Chicago, IL
Thu Jul 22 2004, 1:20 PM CDT
Att: 40,010 - Cloudy - 86 F

AB	29
R	2
H	4
RBI	2
BB	0
SO	6
LOB	2



Batter	1	2	3	4	5	6	7	8	9	AB	R	H	RBI	BB	SO	LOB	BOTTOM						
Mark Grudzielanek, R OBP: 0.310, SLG: 0.359	(1, 4) L8		(1, 0) FC6-4 1B	(0, 0) HR		(1, 0) G1-3	(2, 0) G5-3			5	1	2	3	0	0	0							
Corey Patterson, L Jose Macias, S	(1, 8) P6		(0, 2) FC6-4 HR	(1, 0) G3		(4, 1) 2B 16 HR BB		(1, 2) WP 1B		3	2	0	0	1	0	1							
Sammy Sosa, R OBP: 0.355, SLG: 0.546	(1, 9) G1-3		(1, 2) F8	(0, 0) G6-3		(1, 3) K		(3, 2) 1B		5	0	1	1	0	1	2							
Moises Alou, R Tom Goodwin, L	(1, 7) HR		(0, 0) HR		(4, 1) 25 2B BB	(0, 0) 16 HR 2B		(1, 3) K		3	4	3	3	1	0	0							
25 Derrek Lee, R OBP: 0.376, SLG: 0.538	(1, 3) 16 1B BB		(3, 1) 16 FC6-4 1B		(0, 1) 16 F9 2B	(4, 1) 16 HR HBP		(3, 2) F9		3	2	2	1	1	0	1							
16 Aramis Ramirez, R Ramon Martinez, R	(1, 5) 1B		(0, 2) FC6-4		(1, 2) F9	(2, 1) HR		(2, 1) F9		4	1	2	4	0	0	2							
Alex Gonzalez, R OBP: 0.259, SLG: 0.400	(1, 6) K		(1, 3) K		(2, 2) 1B HR 1B	(0, 0) G6-3 2B		(1, 2) K		4	1	2	1	0	1	2							
Paul Bako, L OBP: 0.279, SLG: 0.247	(1, 2) K		(1, 3) K		(0, 0) 1B HR 1B	(0, 0) G6-3		(1, 3) K		4	1	1	0	0	2	3							
Greg Maddux, R OBP: 0.150, SLG: 0.128	(1, 1) K		(1, 2) K		(1, 0) B5	(0, 0) G5-3		(0, 0) G6-3		4	0	0	0	0	1	5							
Inning Stats	R: 0 E: 0 K: 0 S: 6	H: 0 LOB: 0 BB: 0 P: 8	R: 1 E: 0 K: 3 S: 17	H: 2 LOB: 1 BB: 1 P: 24	R: 2 E: 0 K: 0 S: 12	H: 3 LOB: 0 BB: 0 P: 17	R: 3 E: 0 K: 0 S: 8	H: 3 LOB: 0 BB: 0 P: 12	R: 2 E: 0 K: 1 S: 12	H: 2 LOB: 1 BB: 1 P: 14	R: 4 E: 0 K: 1 S: 12	H: 2 LOB: 0 BB: 1 P: 25	R: 0 E: 0 K: 1 S: 5	H: 0 LOB: 0 BB: 0 P: 8	R: 1 E: 0 K: 1 S: 17	H: 2 LOB: 1 BB: 0 P: 27	1B: 7 2B: 3 3B: 0 HR: 4	SF: 0 SAC: 0 DP: 0 HBP: 1	WP: 1 PB: 0 SB: 0 CS: 0	PA: 42			
PITCHER Cory Lidle, R Ryan Wagner, R Phil Norton, L Gabe White, L	(1, 1)	IP: 4.1 WLS: L BF: 25	H: 10 R: 8 ER: 8 SO: 3	BB: 2 IBB: 0 HBP: 1 BLK: 0	WP: 0 HR: 3 S: 50 P: 73	ERA: 16.61 WHIP: 2.769		PITCHER	IP: 1.0 WLS: L BF: 9	H: 1 R: 4 ER: 4 SO: 1	BB: 0 IBB: 0 HBP: 0 BLK: 0	WP: 0 HR: 1 S: 14 P: 27	ERA: 21.60 WHIP: 1.800										

Cincinnati Reds @ Chicago Cubs
Wrigley Field, Chicago, IL
Thu Jul 22 2004, 1:20 PM CDT
Att: 40,010 - Cloudy - 86 F

AB	38
R	13
H	14
RBI	13
BB	3
SO	6
LOB	18



Batter	1	2	3	4	5	6	7	8	9	AB	R	H	RBI	BB	SO	LOB	TOP							
Todd Walker, L (1,4) OBP: 0.361, SLG: 0.482	4-0 FC3-6 BB		0-1 F8		0-0 G4-3		1-1 G3			3	0	0	0	1	0	2								
Corey Patterson, L (1,8) OBP: 0.332, SLG: 0.449	1-2 FC3-6 1-2f		2-0 P5		0-1 G2			1-2 HR 2B		4	1	1	0	0	0	2								
Sammy Sosa, R (1,9) OBP: 0.357, SLG: 0.557	1-2 L5			1-1 HR 1B		3-0 P2		1-1 HR		4	2	2	2	0	0	1								
Moises Alou, R (1,7) OBP: 0.347, SLG: 0.557	2-2 G1-3 1-2			2-0 HR 1B		3-2 G6-3		2-2 HR 1B		4	1	2	2	0	0	1								
25 Derrek Lee, R (1,3) OBP: 0.377, SLG: 0.544		3-1 HR		2-1 G5-3		4-0 HR BB		0-2 F8 1B		3	1	1	1	1	0	1								
16 Aramis Ramirez, R (1,5) OBP: 0.367, SLG: 0.552		2-3 K		0-3 K		0-0 FC5-4 1-2f		0-0 G4-6-3 1-2f		4	0	0	0	0	2	2								
Michael Barrett, R (1,2) OBP: 0.340, SLG: 0.488		3-2 F8		3-1 G6-3			0-2 G3-1		1-1 F9	4	0	0	0	0	0	0								
Alex Gonzalez, R (1,6) OBP: 0.259, SLG: 0.404		0-0 P4			0-1 G4-3 2B		0-2 P6		1-1 G4-3	4	0	1	0	0	0	0								
34 Kerry Wood, R (1,1) Tom Gooden, L (7,PH) Jon Leicester, R (7,1) Mike Remlinger, L (8,1) Jose Macias, S (9,PH) Kyle Farnsworth, R (9,1)			1-3 K		0-1 B1		3-2 2B		0-3 K	2	0	0	0	0	1	1								
Inning Stats	R: 0 E: 0 K: 0 S: 11	H: 0 LOB: 1 BB: 1 P: 19	R: 1 E: 0 K: 1 S: 11	H: 1 LOB: 0 BB: 0 P: 19	R: 0 E: 0 K: 1 S: 6	H: 0 LOB: 0 BB: 0 P: 9	R: 2 E: 0 K: 1 S: 10	H: 2 LOB: 0 BB: 0 P: 18	R: 0 E: 0 K: 0 S: 7	H: 1 LOB: 1 BB: 1 P: 7	R: 0 E: 0 K: 0 S: 5	H: 0 LOB: 1 BB: 1 P: 15	R: 0 E: 0 K: 0 S: 12	H: 1 LOB: 0 BB: 0 P: 16	R: 2 E: 0 K: 0 S: 12	H: 3 LOB: 0 BB: 0 P: 16	R: 0 E: 0 K: 1 S: 8	H: 0 LOB: 0 BB: 0 P: 10	1B: 2 2B: 3 3B: 0 HR: 3	SF: 0 SAC: 0 DP: 1 HBP: 0	WP: 0 PB: 0 SB: 1 CS: 0	PA: 36		
PITCHER	IP WLS BF H R ER SO BB IBB HBP BLK WP HR S P ERA WHIP	7.0 L 28 5 3 3 3 2 0 0 0 0 2 62 103 3.86 1.000	2.0 8 3 2 2 1 0 0 0 0 0 1 20 26 9.00 1.500																					

Chicago Cubs @ Philadelphia Phillies
Citizens Bank Park, Philadelphia, PA

AB 34
R 5
H 8
RBI 5
BB 2
SO 4
LOB 10



livebaseballscores.com

Chicago Cubs @ Philadelphia Phillies
Citizens Bank Park, Philadelphia, PA

AB 32
R 1
H 7
RBI 1
BB 5
SO 10
LOB 18



livebaseballscores.com


Batter	1	2	3	4	5	6	7	8	9	AB	R	H	RBI	BB	SO	LOB	BOTTOM						
11 Jimmy Rollins, S (1,6) OBP: 0.338, SLG: 0.388	0-2 1B 3B		2-1 G4-3		4-2 1B BB		0-0 FC3-6 1-2f		2-1 FC3-6 1-2f	4	1	1	0	1	0	2							
Placido Polanco, R (1,4) OBP: 0.328, SLG: 0.357	1-0 F9 BB 3H		0-0 G6-3		2-2 S 1B		2-1 P6			4	0	2	1	0	0	1							
Bobby Abreu, L (1,9) OBP: 0.434, SLG: 0.558	4-2 26 G5-4-3 BB		4-1 1B S BB		0-3 K 1-2			0-1 F8		2	0	0	0	2	1	2							
Pat Burrell, R (1,7) OBP: 0.379, SLG: 0.459	3-1 F9		0-1 BB		1-1 F9			4-2 BB		3	0	1	0	1	0	4							
26 Chase Utley, L (1,3) OBP: 0.296, SLG: 0.500	1-0 G5-4-3 1-2f		0-2 G6-3			2-3 K		1-2 F7		4	0	0	0	0	1	5							
David Bell, R (1,5) OBP: 0.361, SLG: 0.458		1-0 G6-3		0-1 L8		2-3 K		3-3 K		4	0	0	0	0	2	1							
Ricky Ledee, L (1,8) OBP: 0.378, SLG: 0.524		2-3 K		4-1 G4-6-3 BB		3-3 K			1-3 K	3	0	0	0	1	3	0							
Mike Lieberthal, R (1,2) OBP: 0.319, SLG: 0.430		1-0 2B		1-2 G4-6-3 1-2f			1-3 K		1-1 K 1B	4	0	2	0	0	1	1							
39 Brett Myers, R (1,1) Jason Michaels, R (7,PH) 63 Ryan Madson, L (8,1) Tomas Perez, S (9,PH)		1-3 K		1-1 F9			0-2 K 1B		1-3 K	2	0	0	0	0	1	1							
Inning Stats	R: 1 E: 0 K: 0 S: 9	H: 2 LOB: 1 BB: 1 P: 18	R: 0 E: 0 K: 2 S: 8	H: 1 LOB: 0 BB: 0 P: 13	R: 0 E: 0 K: 0 S: 10	H: 1 LOB: 2 BB: 1 P: 16	R: 0 E: 0 K: 0 S: 6	H: 0 LOB: 0 BB: 1 P: 11	R: 0 E: 0 K: 1 S: 16	H: 1 LOB: 2 BB: 1 P: 23	R: 0 E: 0 K: 3 S: 13	H: 0 LOB: 0 BB: 0 P: 20	R: 0 E: 0 K: 1 S: 9	H: 1 LOB: 1 BB: 0 P: 12	R: 0 E: 0 K: 1 S: 13	H: 0 LOB: 1 BB: 1 P: 21	R: 0 E: 0 K: 2 S: 10	H: 1 LOB: 1 BB: 0 P: 15	1B: 5 2B: 1 3B: 1 HR: 0	SF: 0 SAC: 0 DP: 2 HBP: 0	WP: 0 PB: 0 SB: 2 CS: 0	PA: 37	
PITCHER	IP WLS BF H R ER SO BB IBB HBP BLK WP HR S P ERA WHIP	6.0 W 25 4 0 0 0 4 0 0 0 0 0 9 12 0.00 1.000	1.0 H 4 1 0 0 1 0 0 0 0 0 0 13 21 0.00 1.000	1.0 4 1 0 0 2 0 0 0 0 0 0 0 15 0.00 1.000																			

livebaseballscores.com

Batter	1	2	3	4	5	6	7	8	9	AB	R	H	RBI	BB	SO	LOB	TOP					
Mark Grudzielanek, R (1.4)	P3		F9		FC6-4 1B		F7		F9	5	0	1	0	0	0	2	Chicago Cubs @ Philadelphia Phillies Citizens Bank Park, Philadelphia, PA Sat Jul 24 2004, 3:15 PM EDT Att: 44,493 - Unknown - 75 F					
Corey Patterson, L (1.8)	G4-3		FC4-6 WP 1-2		FC6-4 1B		F8		K	5	0	1	0	0	1	2						
Sammy Sosa, R (1.9)	HR		FC5-4 BB		FC6-4 1-2				K	3	1	1	1	2	1	3						
Moises Alou, R (1.7)	F7		FC5-4 1-2		P6		F7			4	0	0	0	0	5							
25 Derrek Lee, R (1.3)		F7		HR		F8		K		4	1	1	1	0	1	0						
16 Aramis Ramirez, R (1.5)	G6-3		F8		HR		1B			4	1	2	1	0	0	0						
Ramon Martinez, R (8. PR) (8.5)										0	0	0	0	0	0	0						
Michael Barrett, R (1.2)										2	0	2	0	2	0	0						
Alex Gonzalez, R (1.6)	K		G5-3		P4		G4-6-3			4	0	0	0	0	1	5						
38 Carlos Zambrano, S (1.1)					L7					3	0	1	0	0	1	1						
Mike Remlinger, L (7.1)										0	0	0	0	0	0	0						
Kyle Farnsworth, R (8.1)										0	0	0	0	0	0	0						
Tom Goodwin, L (9. PH) (8. PH) (8.1)										1	0	1	0	0	0	0						
Inning Stats	R: 1 E: 0 K: 0 S: 11	H: 1 LOB: 0 BB: 0 P: 14	R: 0 E: 0 K: 1 S: 9	H: 0 LOB: 1 BB: 1 P: 14	R: 0 E: 0 K: 0 S: 11	H: 1 LOB: 2 BB: 0 P: 19	R: 1 E: 0 K: 0 S: 8	H: 2 LOB: 0 BB: 0 P: 12	R: 0 E: 0 K: 1 S: 11	H: 1 LOB: 1 BB: 1 P: 14	R: 0 E: 0 K: 0 S: 10	H: 0 LOB: 1 BB: 1 P: 20	R: 0 E: 0 K: 0 S: 7	H: 0 LOB: 1 BB: 1 P: 15	R: 0 E: 0 K: 1 S: 13	H: 2 LOB: 2 BB: 0 P: 19	R: 0 E: 0 K: 2 S: 14	H: 1 LOB: 2 BB: 0 P: 23	1B: 6 2B: 1 3B: 0 HR: 3	SF: 0 SAC: 0 DP: 1 HBP: 0	WP: 1 PB: 0 SB: 1 CS: 1	PA: 39
PITCHER	IP WLS BF H R ER SO BB IBB HBP BLK WP HR S P ERA WHIP																					
Paul Abbott, R (1.1)	5.1 W 24 7 3 3 1 2 0 0 0 1 3 54 80 5.06 1.688																					
Roberto Hernandez, R (6.1)	0.2 H 3 0 0 0 1 1 0 0 0 0 0 6 13 0.00 1.500																					
Rheal Cormier, L (7.1)	1.0 H 4 0 0 0 0 1 0 0 0 0 0 7 15 0.00 1.000																					
Tim Worrell, R (8.1)	2.0 S 8 3 0 0 3 0 0 0 0 0 0 0 27 42 0.00 1.500																					

Batter	1	2	3	4	5	6	7	8	9	AB	R	H	RBI	BB	SO	LOB	BOTTOM			
11 Jimmy Rollins, S (1.6)	SH5-3 BLK 1B		F7	G3		P3		K		5	1	1	0	0	1	5	Chicago Cubs @ Philadelphia Phillies Citizens Bank Park, Philadelphia, PA Sat Jul 24 2004, 3:15 PM EDT Att: 44,493 - Unknown - 75 F			
Placido Polanco, R (1.4)	SH5-3		G1-3		G3		P6			3	0	0	0	0	0	0				
Bobby Abreu, L (1.9)	G4-3			1B BB	G6-3		S BB			2	1	0	1	2	0	0				
Jim Thome, L (1.3)	K		L8				K			4	0	1	0	0	2	2				
Pat Burrell, R (1.7)		L4		1B 1B 1B		K				3	1	1	0	1	1	1				
Ricky Ledee, L (1.8)				1B 1B						4	1	2	1	0	1	2				
Tim Worrell, R (8.1)				1B 1B		K	G3-1			0	0	0	0	0	0	0				
David Bell, R (1.5)		G5-3		1B 1B						3	0	2	0	1	0	1				
Todd Pratt, R (1.2)		G1-3								3	0	0	0	1	1	5				
Paul Abbott, R (1.1)			G6-3							2	0	1	2	0	0	0				
Roberto Hernandez, R (6.1)										0	0	0	0	0	0	0				
26 Chase Utley, L (6. PH) (7.1)										1	0	0	0	0	1	2				
Rheal Cormier, L (7.1)										0	0	0	0	0	0	0				
Doug Gianville, R (8.8)										1	0	1	0	0	0	0				
Inning Stats	R: 1 E: 0 K: 1 S: 8	H: 1 LOB: 0 BB: 0 P: 11	R: 0 E: 0 K: 0 S: 6	H: 1 LOB: 0 BB: 0 P: 10	R: 0 E: 0 K: 0 S: 8	H: 0 LOB: 0 BB: 0 P: 10	R: 3 E: 0 K: 1 S: 16	H: 4 LOB: 2 BB: 1 P: 29	R: 0 E: 0 K: 1 S: 8	H: 1 LOB: 1 BB: 0 P: 10	R: 0 E: 0 K: 2 S: 17	H: 1 LOB: 2 BB: 1 P: 26	R: 0 E: 0 K: 1 S: 13	H: 0 LOB: 2 BB: 2 P: 25	R: 0 E: 0 K: 1 S: 12	H: 1 LOB: 1 BB: 1 P: 20	1B: 8 2B: 1 3B: 0 HR: 0	SF: 0 SAC: 1 DP: 1 HBP: 0	WP: 0 PB: 0 SB: 1 CS: 0	PA: 37
PITCHER	IP WLS BF H R ER SO BB IBB HBP BLK WP HR S P ERA WHIP																			
38 Carlos Zambrano, R (1.1)	6.1 L 30 8 4 4 5 3 0 0 0 1 0 0 67 104 5.68 1.737																			
Mike Remlinger, L (7.1)	0.2 3 0 0 0 1 0 1 0 0 0 0 9 17 0.00 0.000																			
Kyle Farnsworth, R (8.1)	1.0 4 1 0 0 1 1 0 0 0 0 0 0 12 20 0.00 2.000																			

AB 35
 R 3
 H 10
 RBI 3
 BB 4
 SO 5
 LOB 18



AB 31
 R 4
 H 9
 RBI 4
 BB 5
 SO 7
 LOB 18



Batter	1	2	3	4	5	6	7	8	9	AB	R	H	RBI	BB	SO	LOB	TOP		
Mark Grudzielanek, R (1,4) OBP: 0.312, SLG: 0.350	4-1 F9-3 BB			1-0 F8			0-2 G4-3		0-0 2B 1B	3	1	1	0	1	0	0			
Corey Patterson, L (1,8) OBP: 0.323, SLG: 0.447	0-2 F9-3			1-0 P4			2-2 K		0-0 2B	4	0	1	2	0	1	1			
Sammy Sosa, R (1,9) OBP: 0.356, SLG: 0.558	1-3 K			1-2 G5-3			2-3 K		1-0 G6-3	4	0	0	0	0	2	1			
Moises Alou, R (1,7) OBP: 0.341, SLG: 0.546		0-0 P2			1-2 F8			3-2 P3		3	0	0	0	0	0	0			
25 Derrek Lee, R (1,3) OBP: 0.373, SLG: 0.545		3-3 K			1-2 P3			0-3 K		3	0	0	0	0	2	0			
16 Aramis Ramirez, R (1,5) OBP: 0.366, SLG: 0.555		2-3 K			2-0 P3			2-1 P4		3	0	0	0	0	1	0			
Michael Barrett, R (1,2) OBP: 0.348, SLG: 0.493				1-2 F7			1-0 P3		0-1 1B 2B	3	1	1	0	0	0	0			
Ramon Martinez, R (1,6) OBP: 0.315, SLG: 0.338				3-2 K			1-3 K		1-2 K	2	0	0	0	0	2	0			
Jose Macias, S (9, PH) OBP: 0.301, SLG: 0.419										1	0	0	0	0	1	1			
LaTroy Hawkins, R (9, 1)										0	0	0	0	0	0	0			
22 Mark Prior, R (1, 1) OBP: 0.182, SLG: 0.100				0-3 K			1-3 K		1-3 K	2	0	0	0	0	2	0			
Jon Leicester, R (7, 1)										0	0	0	0	0	0	0			
Kent Mercker, L (8, 1)										0	0	0	0	0	0	0			
Alex Gonzalez, R (9, PH) OBP: 0.248, SLG: 0.386										1	0	0	0	0	1	1			
Inning Stats	R: 0 H: 0 E: 0 K: 1 S: 7	H: 0 LOB: 0 BB: 1 P: 12	R: 0 H: 0 E: 0 K: 2 S: 8	H: 0 LOB: 0 BB: 0 P: 13	R: 0 H: 0 E: 0 K: 2 S: 10	H: 0 LOB: 0 BB: 0 P: 14	R: 0 H: 0 E: 0 K: 0 S: 6	H: 0 LOB: 0 BB: 0 P: 9	R: 0 H: 0 E: 0 K: 0 S: 8	H: 0 LOB: 0 BB: 0 P: 12	R: 0 H: 0 E: 0 K: 2 S: 9	H: 0 LOB: 0 BB: 0 P: 13	R: 0 H: 0 E: 0 K: 1 S: 8	H: 0 LOB: 0 BB: 0 P: 13	R: 2 H: 3 E: 0 K: 2 S: 11	H: 3 LOB: 1 BB: 0 P: 14	1B: 1 2B: 3 3B: 0 HR: 0	SF: 0 SAC: 0 DP: 1 HBP: 0	WP: 0 PA: 30 PB: 0 SB: 0 CS: 0
PITCHER	IP	WLS	BF	H	R	ER	SO	BB	IBB	HBP	BLK	WP	HR	S	P	ERA	WHIP		
Eric Milton, L (1, 1) ERA: 4.4	8.2		29	3	2	2	12	1	0	0	0	0	0	73	108	2.08	0.462		
63 Ryan Madson, R (9, 1) ERA: 2.07	0.1	W	1	0	0	0	0	0	0	0	0	0	0	1	2	0.00	0.000		

Chicago Cubs @ Philadelphia Phillies
Citizens Bank Park, Philadelphia, PA

AB 29
R 2
H 3
RBI 2
BB 1
SO 12
LOB 4



WP: 0 PA: 30
PB: 0
SB: 0
CS: 0

Sun Jul 25 2004, 1:35 PM EDT
Att. 44,539 - Overcast - 70 F

Batter	1	2	3	4	5	6	7	8	9	AB	R	H	RBI	BB	SO	LOB	BOTTOM		
11 Jimmy Rollins, S (1,6) OBP: 0.336, SLG: 0.384	0-0 F8				2-3 K			2-1 G4-3		4	0	1	0	0	1	0			
26 Chase Utley, L (1,4) OBP: 0.299, SLG: 0.527	2-2 G4-3			2-0 SF7 1B			1-1 HR	2-1 2B		3	1	2	2	0	0	0			
Bobby Abreu, L (1,9) OBP: 0.431, SLG: 0.548	1-1 G6-3			3-3 SAFE K			1-3 K	2-1 F7		4	0	0	0	0	2	2			
Jim Thome, L (1,3) OBP: 0.406, SLG: 0.654		1-1 PB 2B			1-3 K		2-3 K		4-2 SH3-4 1B BB	3	1	1	0	1	2	0			
Ricky Ledee, L (1,8) OBP: 0.373, SLG: 0.518		2-1 F7			3-2 F7		3-2 G3		1-1 SH3-4	3	0	0	0	0	0	1			
Doug Glanville, R (8, 8) OBP: 0.271, SLG: 0.267									1-2 SH3-4	0	0	0	0	0	0	0			
Pat Burrell, R (1,7) OBP: 0.382, SLG: 0.458		2-3 K			1-2 1B		2-1 G4-3		0-0 2H 1B	4	0	2	1	0	1	1			
David Bell, R (1,5) OBP: 0.363, SLG: 0.456		0-2 G1-3			2-2 F9		0-0 P4			3	0	0	0	0	0	2			
Mike Lieberthal, R (1,2) OBP: 0.319, SLG: 0.429					0-0 11 1B 26 SF7 SH5-4 1B		2-3 K		3-1 F7	3	1	1	0	0	1	0			
Eric Milton, L (1, 1) OBP: 0.186, SLG: 0.150					0-1 SH5-4		0-3 K		1-2 K	2	0	0	0	0	2	0			
63 Ryan Madson, L (9, 1)										0	0	0	0	0	0	0			
Inning Stats	R: 0 H: 0 E: 0 K: 0 S: 7	H: 1 LOB: 1 BB: 0 P: 10	R: 0 H: 1 E: 0 K: 1 S: 12	H: 1 LOB: 0 BB: 0 P: 17	R: 1 H: 2 E: 0 K: 1 S: 10	H: 2 LOB: 1 BB: 0 P: 16	R: 0 H: 1 E: 0 K: 1 S: 12	H: 1 LOB: 0 BB: 0 P: 19	R: 0 H: 0 E: 0 K: 2 S: 12	H: 0 LOB: 0 BB: 0 P: 15	R: 1 H: 1 E: 0 K: 2 S: 12	H: 1 LOB: 0 BB: 0 P: 19	R: 0 H: 0 E: 0 K: 1 S: 9	H: 1 LOB: 1 BB: 0 P: 16	R: 1 H: 1 E: 0 K: 0 S: 5	H: 1 LOB: 1 BB: 1 P: 10	1B: 4 2B: 2 3B: 0 HR: 1	SF: 1 SAC: 2 DP: 0 HBP: 0	WP: 0 PA: 33 PB: 1 SB: 1 CS: 0
PITCHER	IP	WLS	BF	H	R	ER	SO	BB	IBB	HBP	BLK	WP	HR	S	P	ERA	WHIP		
22 Mark Prior, R (1, 1) ERA: 3.92	6.0		23	5	2	2	8	0	0	0	0	0	0	5	64	3.00	0.833		
Jon Leicester, R (7, 1) ERA: 2.3	1.0		3	0	0	0	0	0	0	0	0	0	0	5	10	0.00	0.000		
Kent Mercker, L (8, 1) ERA: 2.2	1.0		4	1	0	0	1	0	0	0	0	0	0	9	16	0.00	1.000		
LaTroy Hawkins, R (9, 1) ERA: 2.96	0.1	L	3	1	1	1	0	1	0	0	0	0	0	5	10	27.00	6.000		

Chicago Cubs @ Philadelphia Phillies
Citizens Bank Park, Philadelphia, PA

AB 29
R 3
H 7
RBI 3
BB 1
SO 9
LOB 6



WP: 0 PA: 33
PB: 1
SB: 1
CS: 0

Sun Jul 25 2004, 1:35 PM EDT
Att. 44,539 - Overcast - 70 F

Batter	1	2	3	4	5	6	7	8	9	AB	R	H	RBI	BB	SO	LOB	TOP					
Mark Grudzielanek, R OBP: 0.327, SLG: 0.365										4	0	3	2	0	0	0	Chicago Cubs @ Milwaukee Brewers Miller Park, Milwaukee, WI Mon Jul 26 2004, 7:05 PM CDT Att: 41,585 - Overcast - 70 F					
Corey Patterson, L OBP: 0.326, SLG: 0.442										4	0	0	0	0	1	4						
Sammy Sosa, R OBP: 0.355, SLG: 0.553										4	0	1	0	0	0	2						
Moises Alou, R OBP: 0.340, SLG: 0.542										3	0	0	0	1	2	2						
25 Derrek Lee, R OBP: 0.372, SLG: 0.550										4	1	1	1	0	0	2						
16 Aramis Ramirez, R OBP: 0.368, SLG: 0.562										3	0	2	0	0	0	1						
Ramon Martinez, R OBP: 0.314, SLG: 0.336										1	1	0	0	0	0	1						
Michael Barrett, R OBP: 0.347, SLG: 0.490										4	0	1	0	0	0	2						
Alex Gonzalez, R OBP: 0.240, SLG: 0.373										4	0	0	0	0	0	3						
Matt Clement, R OBP: 0.122, SLG: 0.125										2	0	0	0	0	0	2						
Tom Goodwin, L OBP: 0.246, SLG: 0.308										0	1	0	0	1	0	0						
Glendon Rusch, L OBP: 0.111, SLG: 0.222										0	0	0	0	0	0	0						
Todd Walker, L OBP: 0.360, SLG: 0.481										1	0	0	0	0	0	0						
LaTroy Hawkins, R										0	0	0	0	0	0	0						
Inning Stats	R: 0 E: 0 K: 1 S: 6	H: 1 LOB: 0 BB: 0 P: 7	R: 0 E: 0 K: 0 S: 9	H: 0 LOB: 1 BB: 1 P: 18	R: 0 E: 0 K: 0 S: 5	H: 0 LOB: 0 BB: 0 P: 9	R: 0 E: 0 K: 1 S: 9	H: 0 LOB: 0 BB: 0 P: 15	R: 0 E: 0 K: 1 S: 9	H: 2 LOB: 2 BB: 0 P: 16	R: 0 E: 0 K: 0 S: 6	H: 1 LOB: 1 BB: 0 P: 10	R: 3 E: 0 K: 0 S: 15	H: 3 LOB: 2 BB: 1 P: 26	R: 0 E: 0 K: 0 S: 8	H: 1 LOB: 1 BB: 0 P: 13	R: 0 E: 0 K: 0 S: 5	H: 0 LOB: 0 BB: 0 P: 7	1B: 5 2B: 2 3B: 0 HR: 1	SF: 0 SAC: 0 DP: 1 HBP: 0	WP: 0 PB: 0 SB: 2 CS: 0	PA: 36
PITCHER	IP WLS BF H R ER SO BB IBB HBP BLK WP HR S P ERA WHIP																					
Victor Santos, R ERA: 3.58	7.0 L 29 7 3 3 3 2 0 0 0 0 0 1 59 101 3.86 1.286																					
Mike Adams, R ERA: 1.82	2.0 7 1 0 0 0 0 0 0 0 0 0 0 0 13 20 0.00 0.500																					

AB 34
R 3
H 8
RBI 3
BB 2
SO 3
LOB 19



Batter	1	2	3	4	5	6	7	8	9	AB	R	H	RBI	BB	SO	LOB	BOTTOM			
Scott Podsednik, L OBP: 0.322, SLG: 0.400										4	0	1	0	0	1	3	Chicago Cubs @ Milwaukee Brewers Miller Park, Milwaukee, WI Mon Jul 26 2004, 7:05 PM CDT Att: 41,585 - Overcast - 70 F			
Craig Counsell, L OBP: 0.346, SLG: 0.336										3	0	1	0	1	0	2				
Geoff Jenkins, L OBP: 0.312, SLG: 0.432										3	0	0	0	1	2	3				
Lyle Overbay, L OBP: 0.401, SLG: 0.532										3	0	0	0	1	0	2				
Brady Clark, R OBP: 0.377, SLG: 0.387										4	1	1	0	0	0	4				
Wes Helms, R OBP: 0.324, SLG: 0.324										3	0	0	0	0	1	0				
2 Bill Hall, R OBP: 0.297, SLG: 0.408										4	0	1	0	0	0	2				
Gary Bennett, R OBP: 0.260, SLG: 0.267										2	0	0	1	0	0	1				
Russell Branyan, L OBP: 0.356, SLG: 0.409										1	0	0	0	0	1	0				
Victor Santos, R OBP: 0.125, SLG: 0.130										1	0	0	0	1	1	1				
Ben Grieve, L OBP: 0.356, SLG: 0.409										1	0	1	0	0	0	0				
Mike Adams, R										0	0	0	0	0	0	0				
Brooks Kieschnick, L OBP: 0.375, SLG: 0.455										1	0	0	0	0	1	0				
Inning Stats	R: 0 E: 0 K: 0 S: 11	H: 0 LOB: 2 BB: 2 P: 22	R: 0 E: 0 K: 0 S: 14	H: 1 LOB: 2 BB: 1 P: 25	R: 0 E: 0 K: 0 S: 5	H: 1 LOB: 0 BB: 0 P: 9	R: 1 E: 0 K: 1 S: 12	H: 1 LOB: 1 BB: 0 P: 19	R: 0 E: 0 K: 0 S: 12	H: 1 LOB: 2 BB: 1 P: 20	R: 0 E: 0 K: 2 S: 9	H: 0 LOB: 0 BB: 0 P: 10	R: 0 E: 0 K: 1 S: 9	H: 0 LOB: 0 BB: 0 P: 10	R: 0 E: 0 K: 2 S: 11	H: 0 LOB: 0 BB: 0 P: 18	1B: 3 2B: 3 3B: 0 HR: 0	SF: 1 SAC: 0 DP: 1 HBP: 1	WP: 1 PB: 0 SB: 2 CS: 0	PA: 36
PITCHER	IP WLS BF H R ER SO BB IBB HBP BLK WP HR S P ERA WHIP																			
Matt Clement, R ERA: 3.05	6.0 W 26 4 1 1 2 2 3 1 0 0 0 0 0 59 105 1.50 1.167																			
Glendon Rusch, L ERA: 4.0	2.0 H 7 1 0 0 3 0 0 0 0 0 0 0 0 18 25 0.00 0.500																			
LaTroy Hawkins, R ERA: 2.91	1.0 S 3 0 0 0 0 2 0 0 0 0 0 0 0 0 11 18 0.00 0.000																			

AB 30
R 1
H 5
RBI 1
BB 4
SO 7
LOB 18



Batter	1	2	3	4	5	6	7	8	9	AB	R	H	RBI	BB	SO	LOB	TOP
Todd Walker, L (1.4) OBP: 0.362, SLG: 0.496 Mark Grudzielanek, R (8.4) OBP: 0.327, SLG: 0.565	3-2 SH1-3 2B		0-0 HR		1-3 K			3-2 G6-3		4	2	2	1	0	1	1	
Alex Gonzalez, R (1.6) OBP: 0.354, SLG: 0.364	0-0 SH1-3 2-3		1-3 K		0-0 F7			3-3 K		3	0	0	0	0	2	1	
Sammy Sosa, R (1.9) OBP: 0.357, SLG: 0.568	3-2 1B 25 1B 2B		3-2 HR		2-3 K			0-3 K		4	2	2	2	0	2	1	
Moises Alou, R (1.7) OBP: 0.341, SLG: 0.540	0-0 16 L6-4 25 1B 2B		0-3 K			0-2 L5			4-1 16 E 25 1B WP BB	3	1	1	0	1	1	0	
25 Derrek Lee, R (1.3) OBP: 0.373, SLG: 0.549	2-2 1-2 1B		1-2 F8			1-3 K			1-2 WP 16 E SF9 1B	4	1	2	1	0	1	0	
16 Aramis Ramirez, R (1.5) OBP: 0.364, SLG: 0.555	1-1 L6-4 2-2			0-0 P5		2-3 K			3-2 P3	4	0	0	0	0	1	4	
Corey Patterson, L (1.8) OBP: 0.325, SLG: 0.438		1-0 F9		0-3 K			2-3 K		4-0 SF9 WP WP IBB	3	1	0	0	1	2	0	
Paul Bako, L (1.2) OBP: 0.270, SLG: 0.238 Michael Barrett, R (9. PH) OBP: 0.346, SLG: 0.490	1-2 G3-1		0-0 G1-3				3-1 F7		3-2 SF9	3	0	0	0	0	0	0	
Greg Maddux, R (1.1) Tom Gooden, L (7. PH) Jon Lester, R (7.1) Kent Mercker, L (7.1) Jose Macias, S (9. PH) Kyle Farnsworth, R (9.1)	1-1 G6-3				2-2 G3			3-2 G3	1-3 2-H 3-H 2-3 K	2	0	1	0	0	0	0	
Inning Stats	R: 2 H: 4 E: 0 LOB: 1 K: 0 BB: 0 S: 17 P: 26	R: 0 H: 0 E: 0 LOB: 0 K: 0 BB: 0 S: 6 P: 9	R: 2 H: 2 E: 0 LOB: 0 K: 2 BB: 0 S: 14 P: 19	R: 0 H: 0 E: 0 LOB: 0 K: 1 BB: 0 S: 5 P: 5	R: 0 H: 1 E: 0 LOB: 1 K: 2 BB: 0 S: 10 P: 15	R: 0 H: 0 E: 0 LOB: 0 K: 2 BB: 0 S: 12 P: 15	R: 0 H: 0 E: 0 LOB: 0 K: 1 BB: 0 S: 10 P: 18	R: 0 H: 0 E: 0 LOB: 0 K: 2 BB: 0 S: 9 P: 15	R: 3 H: 1 E: 1 LOB: 0 K: 1 BB: 2 S: 16 P: 33	1B: 4 SF: 1 2B: 3 SAC: 1 3B: 0 DP: 1 HR: 2 HBP: 0	WP: 2 PA: 36 PB: 0 SB: 0 CS: 0						
PITCHER	IP WLS BF H R ER SO BB IBB HBP BLK WP HR S P ERA WHIP	PITCHER															
15 Ben Sheets, R (1.1) ERA: 2.58	7.0 L 27 7 4 4 8 0 0 0 0 0 2 74 107 5.14 1.000																
Dave Burba, R (8.1) ERA: 4.02	1.1 7 1 3 3 2 1 1 0 0 0 0 19 37 20.25 1.500																
Jeff Bennett, R (9.1) ERA: 4.37	0.2 2 0 0 0 1 0 0 0 0 2 0 6 11 0.00 0.000																

Chicago Cubs @ Milwaukee Brewers
Miller Park, Milwaukee, WI
Tue Jul 27 2004, 7:05 PM CDT
Att: 41,520 - Sunny - 73 F

AB 32
R 7
H 8
RBI 5
BB 2
SO 11
LOB 7



Batter	1	2	3	4	5	6	7	8	9	AB	R	H	RBI	BB	SO	LOB	BOTTOM
Scott Podsednik, L (1.8) OBP: 0.319, SLG: 0.396	2-0 F7		1-0 B1-3					2-0 G1-3		4	0	0	0	0	1	1	
Craig Counsell, L (1.6) OBP: 0.348, SLG: 0.339	0-0 WP 1B		3-1 CI G3-6			3-2 L8		2-1 1B		3	0	2	0	0	0	0	
Geoff Jenkins, L (1.7) OBP: 0.311, SLG: 0.430	0-2 WP 1B		1-0 G3-6 1-2			0-3 K		0-0 L8		4	0	1	0	0	1	2	
Russell Branyan, L (1.5) OBP: 0.200, SLG: 0.800	2-3 K			1-2 G4-3		0-0 HR		0-0 F8		4	1	1	1	0	1	3	
Lyle Overbay, L (1.3) OBP: 0.400, SLG: 0.528	4-1 1B BB			3-1 F8		1-3 K			2-1 G4-1	3	0	0	0	1	1	0	
Brady Clark, R (1.9) OBP: 0.375, SLG: 0.384	0-3 K			0-1 G5-3			0-2 1B		3-3 K	4	0	1	0	0	2	3	
2 Bill Hall, R (1.4) OBP: 0.292, SLG: 0.400		1-3 K			2-2 G1-3				1-2 F8	4	0	0	0	0	2	1	
Chad Moeller, R (1.2) OBP: 0.292, SLG: 0.338		1-0 F7			1-2 15 SH1 1B				2-3 K	3	0	1	0	0	1	1	
15 Ben Sheets, R (1.1) ERA: 3.91 Jon Lester, R (7.1) Wes Helms, R (7. PH) Dave Burba, R (8.1) Jeff Bennett, R (9.1)	0-0 P4				0-0 SH1				0-0 F9	1	0	0	0	0	0	0	
Inning Stats	R: 0 H: 2 E: 0 LOB: 3 K: 2 BB: 1 S: 13 P: 21	R: 0 H: 0 E: 0 LOB: 0 K: 1 BB: 0 S: 5 P: 7	R: 0 H: 0 E: 1 LOB: 0 K: 0 BB: 0 S: 5 P: 9	R: 0 H: 0 E: 0 LOB: 0 K: 0 BB: 0 S: 7 P: 11	R: 0 H: 1 E: 0 LOB: 1 K: 1 BB: 0 S: 10 P: 16	R: 1 H: 1 E: 0 LOB: 0 K: 2 BB: 0 S: 11 P: 15	R: 0 H: 1 E: 0 LOB: 1 K: 2 BB: 0 S: 10 P: 13	R: 0 H: 1 E: 0 LOB: 1 K: 0 BB: 0 S: 5 P: 9	R: 0 H: 0 E: 0 LOB: 0 K: 1 BB: 0 S: 8 P: 14	1B: 5 SF: 0 2B: 0 SAC: 1 3B: 0 DP: 1 HR: 1 HBP: 0	WP: 1 PA: 34 PB: 0 SB: 0 CS: 0						
PITCHER	IP WLS BF H R ER SO BB IBB HBP BLK WP HR S P ERA WHIP	PITCHER															
Greg Maddux, R (1.1) ERA: 3.91	6.0 H 23 4 1 1 6 1 0 0 0 0 0 1 51 79 1.50 0.833																
Jon Lester, R (7.1) ERA: 2.7	0.2 H 3 1 0 0 2 0 0 0 0 0 0 0 9 12 0.00 1.500																
Kent Mercker, L (7.1) ERA: 2.1	1.1 H 5 1 0 0 0 0 0 0 0 0 0 0 6 10 0.00 0.750																
Kyle Farnsworth, R (9.1) ERA: 3.12	1.0 3 0 0 0 1 0 0 0 0 0 0 0 8 14 0.00 0.000																

Chicago Cubs @ Milwaukee Brewers
Miller Park, Milwaukee, WI
Tue Jul 27 2004, 7:05 PM CDT
Att: 41,520 - Sunny - 73 F

AB 31
R 1
H 6
RBI 1
BB 1
SO 9
LOB 12



Batter	1	2	3	4	5	6	7	8	9	AB	R	H	RBI	BB	SO	LOB	TOP	
Jose Macias, S (1, 8) <small>OBP: 0.292, SLG: 0.406</small> Todd Walker, L (8, PH) <small>OBP: 0.361, SLG: 0.496</small> Jon Leicester, R (8, 1)	G6-3		G5-3			G6-3		SF9		3	0	0	0	0	0	1	Chicago Cubs @ Milwaukee Brewers Miller Park, Milwaukee, WI Wed Jul 28 2004, 7:05 PM CDT Att: 41,588 - Cloudy - 77 F	
Mark Grudzielanek, R (1, 4) <small>OBP: 0.316, SLG: 0.352</small>	K		G5-3			K		F9		4	0	0	0	0	2	0		
Sammy Sosa, R (1, 9) <small>OBP: 0.355, SLG: 0.563</small>	FC6-4 1B					K				4	0	1	0	0	2	0		
Moises Alou, R (1, 7) <small>OBP: 0.338, SLG: 0.534</small>	FC6-4					K				4	0	0	0	0	2	1		
25 Derrek Lee, R (1, 3) <small>OBP: 0.374, SLG: 0.550</small>		G5-3								3	1	1	0	1	0	0		
16 Aramis Ramirez, R (1, 5) <small>OBP: 0.364, SLG: 0.553</small>		F7								3	0	1	1	0	0	1		
Michael Barrett, R (1, 2) <small>OBP: 0.346, SLG: 0.498</small>										3	1	1	1	0	0	1		
Alex Gonzalez, R (1, 6) <small>OBP: 0.236, SLG: 0.371</small>		F7								3	1	1	0	0	0	0		
34 Kerry Wood, R (1, 1) <small>OBP: 0.167, SLG: 0.130</small> Todd Wellemeyer, R (7, 1) Kent Mercker, L (7, 1) Corey Patterson, L (8, PH) <small>OBP: 0.324, SLG: 0.437</small> (8, 8)										1	0	0	0	1	0	0		
Inning Stats	R: 0 E: 0 K: 1 S: 12	H: 1 LOB: 1 BB: 0 P: 14	R: 1 E: 0 K: 0 S: 11	H: 1 LOB: 0 BB: 0 P: 17	R: 0 E: 0 K: 0 S: 5	H: 0 LOB: 0 BB: 1 P: 13	R: 0 E: 0 K: 1 S: 8	H: 0 LOB: 1 BB: 1 P: 15	R: 0 E: 0 K: 2 S: 12	H: 0 LOB: 0 BB: 0 P: 15	R: 1 E: 0 K: 1 S: 10	H: 2 LOB: 2 BB: 0 P: 14	R: 1 E: 0 K: 0 S: 9	H: 1 LOB: 0 BB: 0 P: 12	R: 0 E: 0 K: 1 S: 9	H: 0 LOB: 0 BB: 0 P: 12		1B: 2 2B: 2 3B: 0 HR: 1 SF: 1 SAC: 0 DP: 1 HBP: 0 WP: 0 PB: 0 SB: 0 CS: 0
PITCHER 39 Chris Capuano, L (1, 1) <small>ERA: 3.66</small> Mike Adams, R (7, 1) <small>ERA: 1.73</small> Luis Vizcaino, R (8, 1) <small>ERA: 3.5</small> Dan Kolb, R (9, 1) <small>ERA: 1.45</small>	IP	WLS	BF	H	R	ER	SO	BB	IBB	HBP	BLK	WP	HR	S	P	ERA	WHIP	
	6.1	W	24	4	2	2	5	2	0	0	0	0	0	1	63	94	2.84	0.947
	0.2	H	1	0	0	0	0	0	0	0	0	0	0	1	1	0.00	0.000	
	1.0	S	4	1	1	0	0	0	0	0	0	0	0	9	12	9.00	1.000	
	1.0	S	3	0	0	0	1	0	0	0	0	0	0	9	12	0.00	0.000	



AB	29
R	3
H	5
RBI	3
BB	2
SO	6
LOB	5



Batter	1	2	3	4	5	6	7	8	9	AB	R	H	RBI	BB	SO	LOB	BOTTOM	
Scott Podsednik, L (1, 8) <small>OBP: 0.323, SLG: 0.398</small>	1B SF9 BB		G5-3							3	2	2	0	1	0	1	Chicago Cubs @ Milwaukee Brewers Miller Park, Milwaukee, WI Wed Jul 28 2004, 7:05 PM CDT Att: 41,588 - Cloudy - 77 F	
Craig Counsell, L (1, 6) <small>OBP: 0.348, SLG: 0.338</small>										4	0	1	0	0	2	2		
Geoff Jenkins, L (1, 7) <small>OBP: 0.313, SLG: 0.434</small>										3	0	2	1	0	0	0		
Russell Branyan, L (1, 5) <small>OBP: 0.222, SLG: 0.500</small>										3	0	0	0	1	2	2		
Lyle Overbay, L (1, 3) <small>OBP: 0.399, SLG: 0.524</small>										3	1	0	0	1	3	3		
Ben Griewe, L (1, 9) <small>OBP: 0.388, SLG: 0.431</small> Dan Kolb, R (9, 1)										4	2	2	1	0	1	1		
2 Bill Hall, R (1, 4) <small>OBP: 0.291, SLG: 0.411</small>										4	1	1	2	0	2	1		
Chad Moeller, R (1, 2) <small>OBP: 0.291, SLG: 0.336</small>										4	0	1	0	0	1	1		
39 Chris Capuano, L (1, 1) <small>ERA: 3.66</small> Mike Adams, R (7, 1) <small>ERA: 1.73</small> Brooks Kieschnick, L (7, PH) <small>OBP: 0.307, SLG: 0.444</small> Luis Vizcaino, R (8, 1) <small>ERA: 3.5</small> Brady Clark, R (8, PH) <small>OBP: 0.373, SLG: 0.362</small> (9, 9)										2	0	1	1	0	1	0		
Inning Stats	R: 1 E: 0 K: 1 S: 11	H: 1 LOB: 1 BB: 1 P: 15	R: 1 E: 0 K: 2 S: 12	H: 2 LOB: 1 BB: 0 P: 17	R: 0 E: 0 K: 1 S: 9	H: 0 LOB: 0 BB: 0 P: 12	R: 2 E: 0 K: 2 S: 15	H: 1 LOB: 0 BB: 1 P: 22	R: 0 E: 0 K: 2 S: 12	H: 2 LOB: 1 BB: 0 P: 18	R: 1 E: 0 K: 3 S: 10	H: 1 LOB: 2 BB: 1 P: 28	R: 1 E: 0 K: 0 S: 8	H: 1 LOB: 1 BB: 0 P: 11	R: 0 E: 0 K: 0 S: 8	H: 1 LOB: 1 BB: 0 P: 11		1B: 5 2B: 3 3B: 0 HR: 2 SF: 1 SAC: 0 DP: 0 HBP: 0 WP: 1 PB: 0 SB: 1 CS: 0
PITCHER 34 Kerry Wood, R (1, 1) <small>ERA: 2.93</small> Todd Wellemeyer, R (7, 1) <small>ERA: 2.4</small> Kent Mercker, L (7, 1) <small>ERA: 2.08</small> Jon Leicester, R (8, 1) <small>ERA: 2.08</small>	IP	WLS	BF	H	R	ER	SO	BB	IBB	HBP	BLK	WP	HR	S	P	ERA	WHIP	
	6.0	L	26	7	5	5	10	2	0	0	0	0	0	10	16	7.50	1.500	
	0.2	S	4	2	1	1	2	0	0	0	0	0	0	10	16	13.50	3.000	
	0.1	S	2	0	0	0	1	1	0	0	0	1	0	6	12	0.00	3.000	
	1.0	S	4	1	0	0	0	0	0	0	0	0	0	8	11	0.00	1.000	

AB	32
R	6
H	10
RBI	5
BB	3
SO	13
LOB	12



Batter	1	2	3	4	5	6	7	8	9	AB	R	H	RBI	BB	SO	LOB	TOP					
11 Jimmy Rollins, S OBP: 0.332, SLG: 0.392	2-1 P4		2-2 F7		3-2 HR 2B	2-3 K		0-0 FC8-6 BB 1B		5	2	1	0	0	1	1	Philadelphia Phillies @ Chicago Cubs Wrigley Field, Chicago, IL Fri Jul 30 2004, 2:20 PM CDT Att: 39,117 - Unknown - 70 F					
Placido Polanco, R OBP: 0.327, SLG: 0.348	2-3 K		0-0 1B		4-2 HR BB	1-2 L5		4-1 1B BB		3	1	1	0	2	1	0						
Bobby Abreu, L OBP: 0.430, SLG: 0.563	2-2 HR		0-1 F7		2-0 1H 2H HR		1-2 F7	0-1 1-3 2H 1B		5	2	3	5	0	0	1						
Jim Thome, L OBP: 0.400, SLG: 0.633	1-1 P2		1-1 F7		0-3 K		1-3 K	0-0 F8		5	0	0	0	0	2	3						
Ricky Ledee, L OBP: 0.393, SLG: 0.512		3-3 K		1-2 F7	0-0 2B		3-1 BB 1B	0-1 2B		5	0	3	0	0	1	0						
Pat Burrell, R OBP: 0.376, SLG: 0.470		3-2 HR		0-0 HR	0-3 K		4-2 FC6-4 BB	3-3 K		4	2	2	2	1	2	2						
David Bell, R OBP: 0.357, SLG: 0.440		4-2 BB		2-1 1B	4-1 FC4-6 BB		2-2 FC6-4 1-2	2-3 K		3	0	1	0	2	1	3						
Mike Lieberthal, R OBP: 0.323, SLG: 0.426		1-3 K		0-1 F7	2-1 FC4-6 1-2			4-1 11 FC8-6 BB		4	0	0	0	1	1	5						
Eric Milton, L OBP: 0.174, SLG: 0.140		1-3 K		0-2 L5		2-1 G4-3		3-3 K		3	0	0	0	0	1	2						
Rheal Cormier, L Roberto Hernandez, R 26 Chase Utley, L Amaury Telemaco, R										0	0	0	0	0	0	0						
Inning Stats	R: 1 E: 0 K: 1 S: 12	H: 1 LOB: 0 BB: 0 P: 19	R: 1 E: 0 K: 3 S: 17	H: 1 LOB: 1 BB: 1 P: 29	R: 0 E: 0 K: 0 S: 8	H: 1 LOB: 1 BB: 0 P: 11	R: 1 E: 0 K: 0 S: 11	H: 2 LOB: 1 BB: 0 P: 14	R: 3 E: 0 K: 2 S: 16	H: 3 LOB: 2 BB: 2 P: 31	R: 0 E: 0 K: 1 S: 9	H: 0 LOB: 0 BB: 0 P: 14	R: 0 E: 0 K: 1 S: 19	H: 1 LOB: 2 BB: 1 P: 30	R: 1 E: 0 K: 1 S: 12	H: 1 LOB: 2 BB: 2 P: 23	R: 0 E: 0 K: 2 S: 10	H: 1 LOB: 1 BB: 0 P: 15	1B: 4 2B: 3 3B: 0 HR: 4	SF: 0 SAC: 0 DP: 0 HBP: 0	WP: 0 PB: 0 SB: 0 CS: 0	PA: 44
PITCHER	IP WLS BF H R ER SO BB IBB HBP BLK WP HR S P ERA WHIP	22 Mark Prior, R (1, 1) 4.1 23 8 6 6 5 2 0 0 0 0 0 4 58 92 12.46 2.308 Jon Leichter, R (5, 1) 1.2 W 6 0 0 0 2 1 0 0 0 0 0 0 0 15 26 0.00 0.600 Mike Remlinger, L (7, 1) 0.2 H 3 1 0 0 1 0 0 0 0 0 0 0 0 15 0.00 1.500 Kyle Farnsworth, R (7, 1) 1.0 H 6 0 1 1 1 3 0 0 0 0 0 0 0 18 35 9.00 3.000 Glendon Rusch, L (8, 1) 0.1 H 2 1 0 0 0 0 0 0 0 0 0 0 0 3 3 0.00 3.000 PITCHER (9, 1) 1.0 S 4 1 0 0 2 0 0 0 0 0 0 0 0 10 15 0.00 1.000 LaTroy Hawkins, R ERA: 2.85																				
Batter	1	2	3	4	5	6	7	8	9	AB	R	H	RBI	BB	SO	LOB	BOTTOM					
Mark Grudzielanek, R OBP: 0.309, SLG: 0.342	0-1 L8		1-1 F7		3-2 G5-3	2-2 E9 1B 1B	2-3 K			5	0	1	1	0	1	1	Philadelphia Phillies @ Chicago Cubs Wrigley Field, Chicago, IL Fri Jul 30 2004, 2:20 PM CDT Att: 39,117 - Unknown - 70 F					
Corey Patterson, L OBP: 0.324, SLG: 0.435	3-3 K		1-3 K		1-0 1B	0-0 1B 1B	3-H	1-1 P5		5	1	2	1	0	2	1						
Sammy Sosa, R OBP: 0.361, SLG: 0.572	3-3 K		2-3 K		1-1 P4	3-1 1B 1B	2-H 3-H	0-1 1B		5	0	2	1	0	2	2						
Moises Alou, R OBP: 0.339, SLG: 0.535		0-3 K		1-0 25 HR 2B	0-0 P4	2-1 1B	1-3 1B	1-0 P4		5	1	2	0	0	1	2						
25 Derrek Lee, R OBP: 0.371, SLG: 0.551		2-2 L9		0-1 2H HR		F9	G4-3	3-2 G6-3		5	1	1	2	0	0	3						
16 Aramis Ramirez, R OBP: 0.370, SLG: 0.582		0-0 HR		1-3 K		1-1 HR	0-0 HR			4	3	3	3	0	1	0						
Michael Barrett, R OBP: 0.349, SLG: 0.495		4-2 BB		3-3 K		3-2 1B FC5 1B	4-2 HR	E SH1-3 WP BB		2	2	1	0	2	1	0						
Alex Gonzalez, R OBP: 0.246, SLG: 0.373		1-1 F8		4-1 22 FC5-4 BB		1-1 FC5 1B	0-0 SH1-3			2	1	1	0	1	0	1						
22 Mark Prior, R Jon Leichter, R Jose Macias, S Mike Remlinger, L Kyle Farnsworth, R Glendon Rusch, L LaTroy Hawkins, R			0-1 1B		0-1 FC5-4 1-2	1-0 FC5 1B 3-H	3-2 FC1			2	0	1	0	0	0	1						
Inning Stats	R: 0 E: 0 K: 2 S: 8	H: 0 LOB: 0 BB: 0 P: 14	R: 1 E: 0 K: 1 S: 11	H: 1 LOB: 1 BB: 1 P: 18	R: 0 E: 0 K: 2 S: 10	H: 1 LOB: 1 BB: 0 P: 14	R: 2 E: 0 K: 2 S: 16	H: 2 LOB: 1 BB: 1 P: 25	R: 0 E: 0 K: 0 S: 8	H: 1 LOB: 1 BB: 0 P: 13	R: 5 E: 1 K: 0 S: 22	H: 7 LOB: 2 BB: 0 P: 37	R: 2 E: 1 K: 1 S: 12	H: 1 LOB: 0 BB: 1 P: 21	R: 0 E: 0 K: 0 S: 8	H: 1 LOB: 1 BB: 0 P: 13		1B: 9 2B: 1 3B: 0 HR: 4	SF: 0 SAC: 1 DP: 0 HBP: 0	WP: 1 PB: 0 SB: 0 CS: 0	PA: 41	
PITCHER	IP WLS BF H R ER SO BB IBB HBP BLK WP HR S P ERA WHIP	Eric Milton, L (1, 1) 5.1 26 8 6 6 7 2 0 0 0 0 0 0 0 8 14 54.00 9.000 Rheal Cormier, L (6, 1) 0.1 L 4 3 2 2 0 0 0 0 0 0 0 1 1 15 26 6.75 2.250 Roberto Hernandez, R (6, 1) 1.1 7 2 2 1 1 1 0 0 0 0 0 0 0 8 13 0.00 1.000 Amaury Telemaco, R (8, 1) 1.0 4 1 0 0 0 0 0 0 0 0 0 0 0 8 13 0.00 1.000																				

Batter	1	2	3	4	5	6	7	8	9	AB	R	H	RBI	BB	SO	LOB	TOP									
11 Jimmy Rollins, S OBP: 0.331, SLG: 0.393	0-0 2B	0-1 G4-3			0-0 L8			0-1 G6-3		4	0	1	0	0	0	0	Philadelphia Phillies @ Chicago Cubs Wrigley Field, Chicago, IL Sat Jul 31 2004, 12:20 PM CDT Att: 39,086 - Sunny - 75 F									
26 Chase Utley, L OBP: 0.297, SLG: 0.503 Todd Jones, L Tomas Perez, S OBP: 0.291, SLG: 0.462	1-1 L3		2-2 E3 HR		2-3 K			2-3 K		4	1	0	0	0	2	1										
Bobby Abreu, L OBP: 0.431, SLG: 0.569	3-3 K		0-1 HR		2-3 K			4-2 BLK BB		3	1	1	2	1	2	1										
Jim Thome, L OBP: 0.399, SLG: 0.627	4-0 IBB		3-0 P6		1-1 P3			2-3 K	1 SAFE 1 SAFE 1 SAFE	3	0	0	0	1	1	1										
Pat Burrell, R OBP: 0.375, SLG: 0.464	2-3 K		3-3 K		2-3 K			3-3 K		4	0	0	0	0	4	2										
David Bell, R OBP: 0.356, SLG: 0.438		1-3 K	0-0 L8		2-3 K			0-0 BB 1B		4	0	1	0	0	2	0										
Jason Michaels, R OBP: 0.379, SLG: 0.322 Doug Glanville, R OBP: 0.275, SLG: 0.265	0-0 E4 HR		1-3 K		1-1 F8			4-1 BB	1 SAFE	3	1	0	0	0	1	0										
Mike Lieberthal, R OBP: 0.325, SLG: 0.437	1-1 HR		1-2 G6-3		2-0 B3-6-4 1B			3-1 F7		4	1	2	2	0	0	2										
Kevin Millwood, R OBP: 0.196, SLG: 0.205 Rheal Cormier, L Placido Polanco, R OBP: 0.326, SLG: 0.346 Tim Worrell, R	1-3 K		1-2 G5-3		0-0 B3-6-4 1-2			1-2 F9	1 SAFE	3	0	0	0	0	1	1										
Inning Stats	R: 0 E: 0 K: 2 S: 9	H: 1 LOB: 2 BB: 1 P: 19	R: 2 E: 1 K: 2 S: 11	H: 1 LOB: 0 BB: 0 P: 14	R: 2 E: 1 K: 1 S: 10	H: 1 LOB: 0 BB: 0 P: 18	R: 0 E: 0 K: 1 S: 12	H: 0 LOB: 0 BB: 0 P: 15	R: 0 E: 0 K: 2 S: 7	H: 0 LOB: 0 BB: 0 P: 11	R: 0 E: 0 K: 2 S: 8	H: 1 LOB: 0 BB: 0 P: 13	R: 0 E: 0 K: 2 S: 4	H: 0 LOB: 1 BB: 0 P: 7	R: 0 E: 0 K: 2 S: 10	H: 0 LOB: 1 BB: 1 P: 18		R: 0 E: 0 K: 1 S: 15	H: 1 LOB: 2 BB: 1 P: 26	1B: 2 2B: 1 3B: 0 HR: 2	SF: 0 SAC: 0 DP: 1 HBP: 0	WP: 0 PB: 0 SB: 0 CS: 0	PA: 36			
PITCHER	IP	WLS	BF	H	R	ER	SO	BB	IBB	HBP	BLK	WP	HR	S	P	ERA	WHIP									
Matt Clement, R ERA: 3.03	(1, 1)	7.0	L	27	4	4	2	10	0	1	0	0	0	2	61	97	2.57	0.571								
Kent Mercker, L ERA: 2.91	(8, 1)	1.0		4	0	0	0	2	1	0	0	1	0	0	10	18	0.00	1.000								
Todd Wellemeyer, R ERA: 2.25	(9, 1)	1.0		5	1	0	0	1	1	0	0	0	0	0	15	26	0.00	2.000								

Batter	1	2	3	4	5	6	7	8	9	AB	R	H	RBI	BB	SO	LOB	BOTTOM									
Todd Walker, L OBP: 0.357, SLG: 0.491	1-1 L7		2-3 K		0-2 G4-3			1-2 G4-3		4	0	0	0	0	1	0	Philadelphia Phillies @ Chicago Cubs Wrigley Field, Chicago, IL Sat Jul 31 2004, 12:20 PM CDT Att: 39,086 - Sunny - 75 F									
Corey Patterson, L OBP: 0.321, SLG: 0.430	1-1 G6-3		0-3 K		1-3 K			1-1 F7		4	0	0	0	0	2	0										
Sammy Sosa, R OBP: 0.357, SLG: 0.564	3-3 K		1-1 E8 2B		0-1 G5-3			2-2 P6		4	1	0	0	0	1	0										
Moises Alou, R OBP: 0.340, SLG: 0.536		4-1 25 BB 16 BB BB	1-2 2H 2B		2-0 G5-3			2-2 P3		3	1	1	1	1	0	0										
25 Derrek Lee, R OBP: 0.370, SLG: 0.546		4-1 16 BB FC6-4 BB	0-1 G5-3		1-2 G5-3			0-1 G1-3		3	1	0	0	1	0	1										
16 Aramis Ramirez, R OBP: 0.373, SLG: 0.583		2-0 FC6-4 1B		1-1 G4-6-3 1B			4-0 G5-3 BB	1-2 P3		3	0	2	1	1	0	0										
Michael Barrett, R OBP: 0.346, SLG: 0.490		0-2 FC6-4 1-2 3H		2-2 G4-6-3 1-2			1-2 G5-3			3	0	0	1	0	0	3										
Alex Gonzalez, R OBP: 0.241, SLG: 0.364		1 SAFE 1 SAFE K		1-2 G1			1-3 K			3	0	0	0	0	2	2										
Matt Clement, R OBP: 0.116, SLG: 0.119 Tom Goodwin, L OBP: 0.250, SLG: 0.310 Kent Mercker, L Todd Wellemeyer, R	(1, 1) (7, PH) (8, 1) (9, 1)	0-3 K		3-3 K			0-1 L8			2	0	0	0	0	2	1										
Inning Stats	R: 0 E: 0 K: 1 S: 8	H: 0 LOB: 0 BB: 0 P: 13	R: 2 E: 0 K: 2 S: 12	H: 1 LOB: 2 BB: 2 P: 22	R: 1 E: 1 K: 2 S: 13	H: 1 LOB: 1 BB: 0 P: 17	R: 0 E: 0 K: 0 S: 9	H: 1 LOB: 0 BB: 0 P: 13	R: 0 E: 0 K: 2 S: 9	H: 0 LOB: 0 BB: 0 P: 13	R: 0 E: 0 K: 0 S: 6	H: 0 LOB: 0 BB: 0 P: 9	R: 0 E: 0 K: 1 S: 8	H: 0 LOB: 1 BB: 1 P: 14	R: 0 E: 0 K: 0 S: 8	H: 0 LOB: 0 BB: 0 P: 12		R: 0 E: 0 K: 0 S: 9	H: 0 LOB: 0 BB: 0 P: 12	1B: 2 2B: 1 3B: 0 HR: 0	SF: 0 SAC: 0 DP: 1 HBP: 0	WP: 0 PB: 0 SB: 0 CS: 0	PA: 33			
PITCHER	IP	WLS	BF	H	R	ER	SO	BB	IBB	HBP	BLK	WP	HR	S	P	ERA	WHIP									
Kevin Millwood, R ERA: 4.8	(1, 1)	6.2	W	26	3	3	2	8	3	0	0	0	0	0	7	99	2.70	0.900								
Rheal Cormier, L ERA: 4.22	(7, 1)	1.0	H	3	0	0	0	0	0	0	0	0	0	0	3	5	0.00	0.000								
Todd Jones, R ERA: 3.77	(8, 1)	0.1	H	1	0	0	0	0	0	0	0	0	0	0	3	5	0.00	0.000								
Tim Worrell, R ERA: 3.76	(9, 1)	1.0	S	3	0	0	0	0	0	0	0	0	0	0	9	12	0.00	0.000								

AB	33
R	4
H	5
RBI	4
BB	3
SO	13
LOB	10



Batter	1	2	3	4	5	6	7	8	9	AB	R	H	RBI	BB	SO	LOB	TOP		
Corey Patterson, L (1, 8) OBP: 0.324, SLG: 0.429	G4-3	1B		G4-3		FC6-4			K	5	1	1	0	0	1	1			
Nomar Garciaparra, R (1, 6) OBP: 0.362, SLG: 0.459	G6-3	1B		G6-3			L4			4	1	1	1	0	0	0			
Moises Alou, R (1, 7) OBP: 0.339, SLG: 0.533		2B		F8			K			4	0	2	0	0	1	0			
Sammy Sosa, R (1, 9) OBP: 0.358, SLG: 0.574	K	1B		G3-1			G3			4	0	1	1	0	1	1			
16 Aramis Ramirez, R (1, 5)		1B		G6-3			F8			3	1	1	0	1	0	0			
25 Derrek Lee, R (1, 3) OBP: 0.366, SLG: 0.545				F9			F8			4	1	1	2	0	1	3			
Mark Grudzielanek, R (1, 4) OBP: 0.309, SLG: 0.395		2B		G5-3		K		G3		4	1	1	0	0	1	0			
Michael Barrett, R (1, 2) OBP: 0.341, SLG: 0.484		F9		L9		G5-3		G6-3		4	0	0	0	0	0	1			
34 Kerry Wood, R (1, 1) OBP: 0.185, SLG: 0.160		SF9		F8				K		2	0	1	1	0	0	0			
Tom Goodwin, L (9, PH) OBP: 0.244, SLG: 0.301										1	0	0	0	0	1	0			
LaTroy Hawkins, R (9, 1)										0	0	0	0	0	0	0			
Inning Stats	R: 0 E: 0 K: 1 S: 13	H: 1 LOB: 1 BB: 0 P: 18	R: 5 E: 0 K: 1 S: 19	H: 7 LOB: 3 BB: 1 P: 31	R: 0 E: 0 K: 0 S: 6	H: 0 LOB: 0 BB: 0 P: 7	R: 0 E: 0 K: 0 S: 4	H: 0 LOB: 0 BB: 0 P: 5	R: 0 E: 0 K: 1 S: 7	H: 1 LOB: 1 BB: 0 P: 10	R: 0 E: 0 K: 1 S: 5	H: 0 LOB: 0 BB: 0 P: 7	R: 0 E: 0 K: 0 S: 7	H: 0 LOB: 0 BB: 0 P: 11	R: 0 E: 0 K: 2 S: 9	H: 0 LOB: 0 BB: 0 P: 16	1B: 6 2B: 2 3B: 0 HR: 1	SF: 1 SAC: 0 DP: 0 HBP: 0	WP: 0 PA: 37 PB: 0 SB: 1 CS: 0
PITCHER	IP	WLS	BF	H	R	ER	SO	BB	IBB	HBP	BLK	WP	HR	S	P	ERA	WHIP		
Jeff Fassero, L (1, 1) ERA: 4.96	7.0	L	31	9	5	5	4	1	0	0	0	0	1	60	89	6.43	1.429		
Tim Lincecum, R (8, 1) ERA: 3.15	2.0		6	0	0	0	2	0	0	0	0	0	0	16	27	0.00	0.000		

Chicago Cubs @ Colorado Rockies
Coors Field, Denver, CO
Tue Aug 03 2004, 7:05 PM MDT
Att: 40,716 - Cloudy - 82 F

AB 35
R 5
H 9
RBI 5
BB 1
SO 6
LOB 6



Batter	1	2	3	4	5	6	7	8	9	AB	R	H	RBI	BB	SO	LOB	BOTTOM		
Aaron Miles, S (1, 4) OBP: 0.341, SLG: 0.414	1B	G3-6-1					P6			3	1	1	0	1	0	1			
Royce Clayton, R (1, 6) OBP: 0.342, SLG: 0.418	K			G4-3		SH3-4		G6-3		3	0	0	0	0	1	1			
17 Todd Helton, L (1, 3) OBP: 0.451, SLG: 0.617	HR			P5		P6		K		4	1	1	2	0	1	1			
Vinny Castilla, R (1, 5) OBP: 0.346, SLG: 0.564	BB			BB		F7		1B		3	1	2	0	1	0	1			
Larry Walker, L (1, 9) OBP: 0.470, SLG: 0.647	3B			BB		G6-3		G5-3		3	0	1	1	1	0	1			
Preston Wilson, R (1, 8) OBP: 0.316, SLG: 0.361	K			G4-3		F9		G6-3		4	0	0	0	0	1	3			
Jeremy Bumitz, L (1, 7) OBP: 0.370, SLG: 0.623	G4-3			P6		K		F9		4	0	0	0	0	1	1			
Charles Johnson, R (1, 2) OBP: 0.359, SLG: 0.464		1B		P4			K		G6-3	4	0	1	0	0	1	0			
Jeff Fassero, L (1, 1) ERA: 2.97		B4		G4-3			K			2	0	0	0	0	0	1			
Todd Greene, R (7, PH) OBP: 0.308, SLG: 0.503										1	0	0	0	0	1	0			
Tim Harikkala, R (8, 1)										0	0	0	0	0	0	0			
Inning Stats	R: 3 E: 0 K: 2 S: 15	H: 3 LOB: 1 BB: 1 P: 24	R: 0 E: 0 K: 0 S: 7	H: 1 LOB: 0 BB: 0 P: 10	R: 0 E: 0 K: 0 S: 9	H: 1 LOB: 2 BB: 1 P: 16	R: 0 E: 0 K: 0 S: 6	H: 0 LOB: 0 BB: 0 P: 9	R: 0 E: 0 K: 1 S: 5	H: 0 LOB: 0 BB: 1 P: 10	R: 0 E: 0 K: 2 S: 8	H: 0 LOB: 0 BB: 0 P: 14	R: 0 E: 0 K: 1 S: 14	H: 1 LOB: 1 BB: 0 P: 21	R: 0 E: 0 K: 0 S: 8	H: 0 LOB: 0 BB: 0 P: 11	1B: 4 2B: 0 3B: 1 HR: 1	SF: 0 SAC: 1 DP: 1 HBP: 0	WP: 0 PA: 35 PB: 0 SB: 1 CS: 0
PITCHER	IP	WLS	BF	H	R	ER	SO	BB	IBB	HBP	BLK	WP	HR	S	P	ERA	WHIP		
34 Kerry Wood, R (1, 1) ERA: 2.97	8.0	W	32	6	3	3	6	0	0	0	0	0	1	69	110	3.38	1.125		
LaTroy Hawkins, R (9, 1) ERA: 2.75	1.0	S	3	0	0	0	0	0	0	0	0	0	0	8	11	0.00	0.000		

Chicago Cubs @ Colorado Rockies
Coors Field, Denver, CO
Tue Aug 03 2004, 7:05 PM MDT
Att: 40,716 - Cloudy - 82 F

AB 31
R 3
H 6
RBI 3
BB 3
SO 6
LOB 10



Batter	1	2	3	4	5	6	7	8	9	AB	R	H	RBI	BB	SO	LOB	TOP										
Corey Patterson, L (1, 8) OBP: 0.330, SLG: 0.439	G4-3		B3-4			HR	K			4	1	1	1	1	1	3											
Nomar Garciaparra, R (1, 6) OBP: 0.351, SLG: 0.477	G6-3		G1-3			F7	F7		P4	5	0	0	0	0	0	5											
Moises Alou, R (1, 7) OBP: 0.333, SLG: 0.521	F8			P6		L7		F9		4	0	0	0	0	0	0											
Sammy Sosa, R (1, 9) OBP: 0.356, SLG: 0.572		BB		G6-3			G1-3	F8		3	0	0	0	1	0	0											
16 Aramis Ramirez, R (1, 5) OBP: 0.375, SLG: 0.589		G6-4-3		K			1B	G1-3		4	1	1	0	0	1	1											
25 Derrek Lee, R (1, 3) OBP: 0.372, SLG: 0.554		HR			K		1B			4	2	2	1	0	2	0											
Todd Walker, L (1, 4) OBP: 0.369, SLG: 0.509		BB			CS		1B		K	3	0	2	0	1	1	0											
Paul Bako, L (1, 2) OBP: 0.274, SLG: 0.244		L8			G6-3		BB		2B	4	1	2	2	0	0	2											
22 Mark Prior, R (1, 1) OBP: 0.200, SLG: 0.143										2	0	0	0	0	1	0											
Jose Macias, S (7, PH) OBP: 0.300, SLG: 0.407										0	0	0	0	0	1	0											
Jon Leicester, R (7, 1)										0	0	0	0	0	0	0											
Glendon Rusch, L (7, 1) OBP: 0.143, SLG: 0.286				L1					2B	1	0	1	1	0	0	0											
Inning Stats	R: 0 H: 0 E: 0 K: 0 S: 7	H: 0 LOB: 0 BB: 0 P: 11	R: 1 H: 1 E: 0 K: 0 S: 7	H: 1 LOB: 1 BB: 2 P: 19	R: 0 H: 0 E: 0 K: 0 S: 5	H: 0 LOB: 0 BB: 0 P: 6	R: 0 H: 0 E: 0 K: 1 S: 7	H: 0 LOB: 0 BB: 0 P: 14	R: 0 H: 1 E: 0 K: 1 S: 9	H: 1 LOB: 0 BB: 0 P: 15	R: 1 H: 1 E: 0 K: 1 S: 9	H: 1 LOB: 0 BB: 0 P: 10	R: 2 H: 4 E: 0 K: 1 S: 15	H: 4 LOB: 3 BB: 1 P: 21	R: 0 H: 0 E: 0 K: 0 S: 4	H: 0 LOB: 0 BB: 0 P: 7	R: 1 H: 2 E: 0 K: 2 S: 16	H: 2 LOB: 2 BB: 1 P: 27	1B: 6 2B: 1 3B: 0 HR: 2	SF: 0 SAC: 0 DP: 1 HBP: 0	WP: 0 PA: 38 PB: 0 SB: 0 CS: 1						
PITCHER	IP	WLS	BF	H	R	ER	SO	BB	IBB	HBP	BLK	WP	HR	S	P	ERA	WHIP										
Jason Jennings, R (1, 1) ERA: 5.86	7.0	L	29	7	4	4	4	3	0	0	0	0	2	59	96	5.14	1.429										
Travis Driskill, R (8, 1) ERA: 5.06	2.0		9	2	1	1	2	1	0	0	0	0	0	20	34	4.50	1.500										

Chicago Cubs @ Colorado Rockies
Coors Field, Denver, CO
Thu Aug 05 2004, 1:05 PM MDT
Att: 38,195 - Overcast - 84 F

AB	34
R	5
H	9
RBI	5
BB	4
SO	6
LOB	11

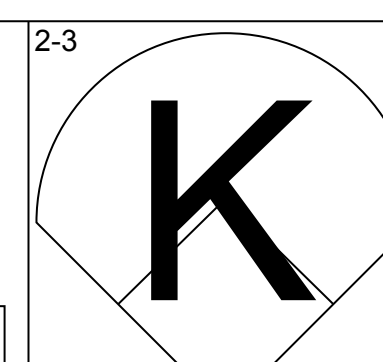
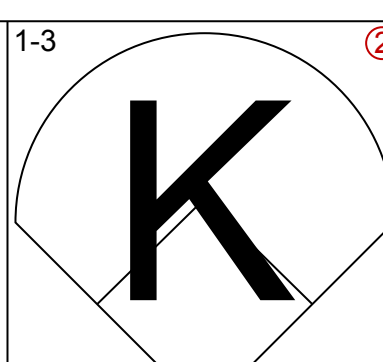
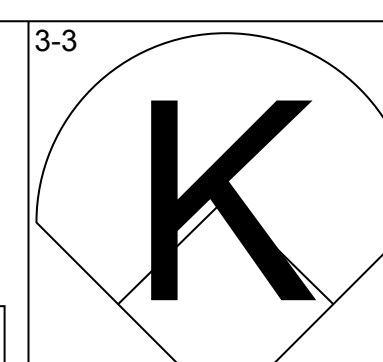
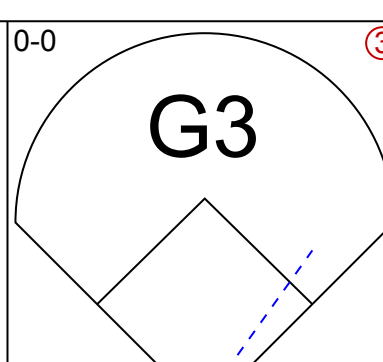
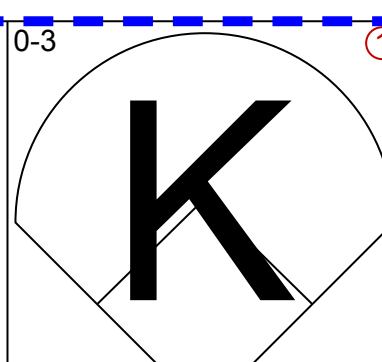
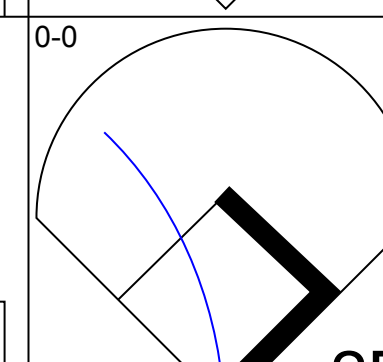
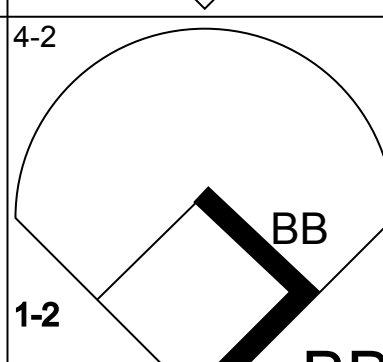

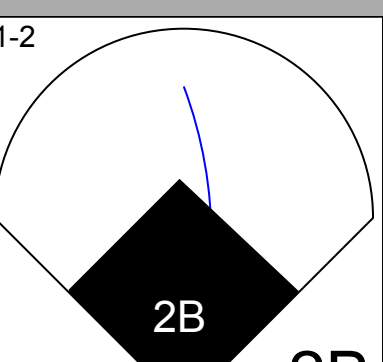
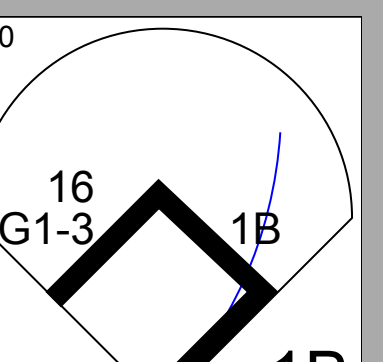
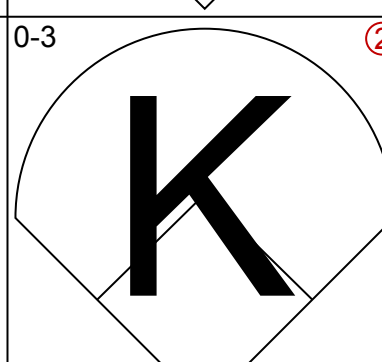
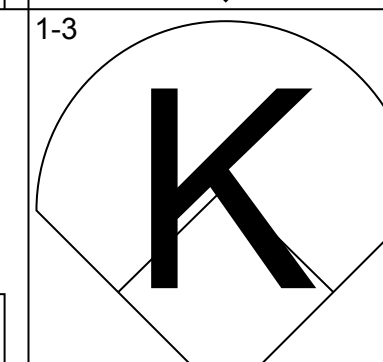
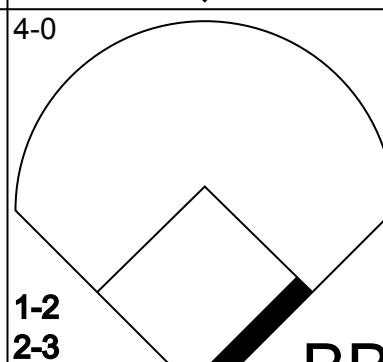

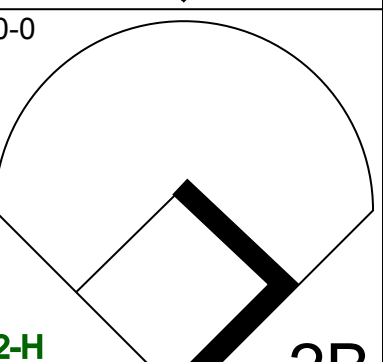
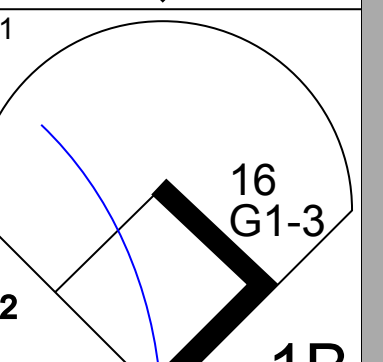
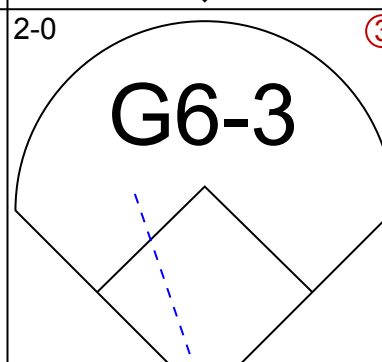
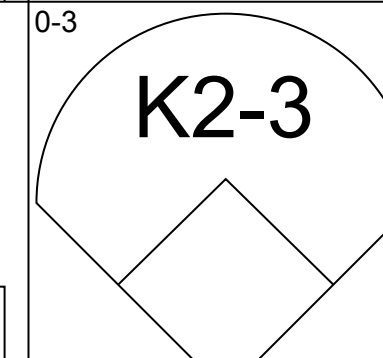
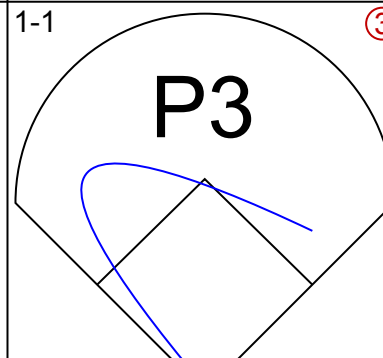
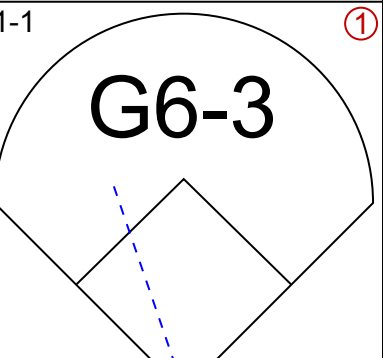

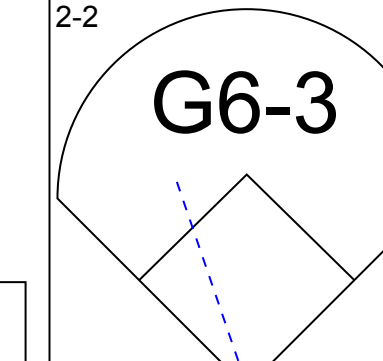
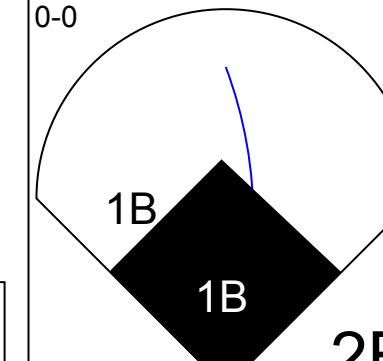
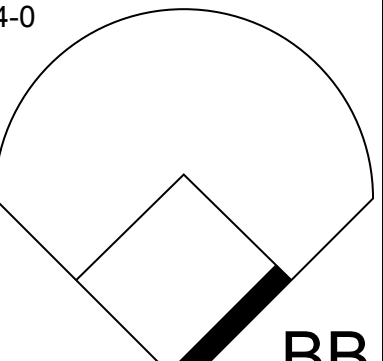
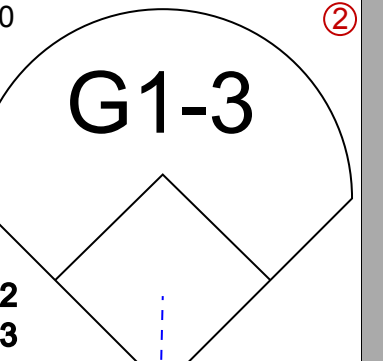

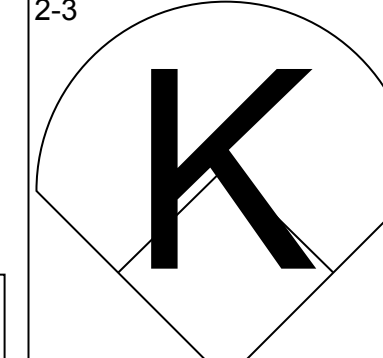
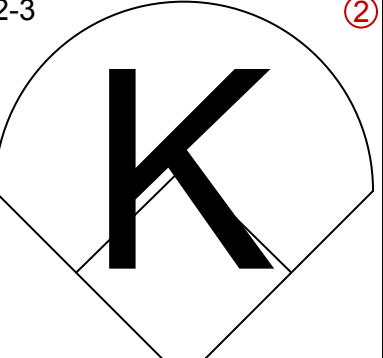
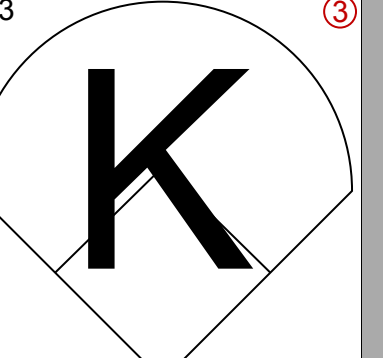
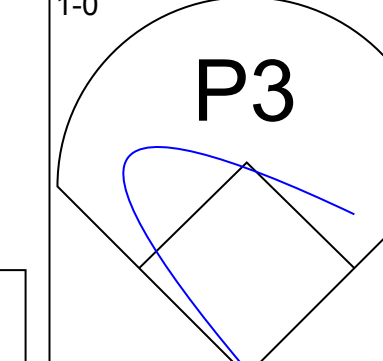
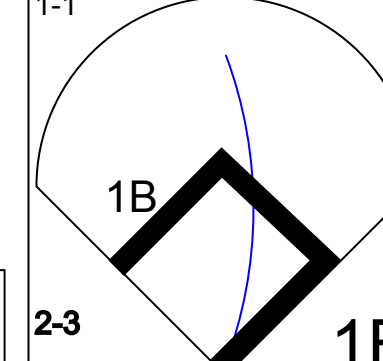
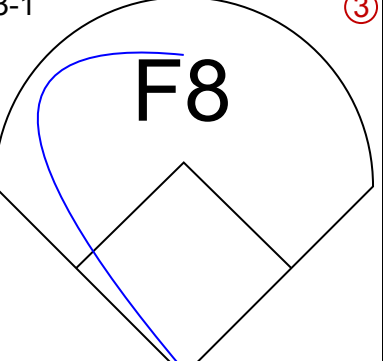
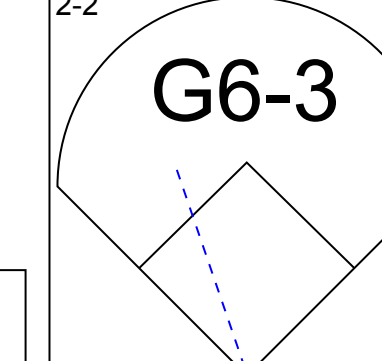
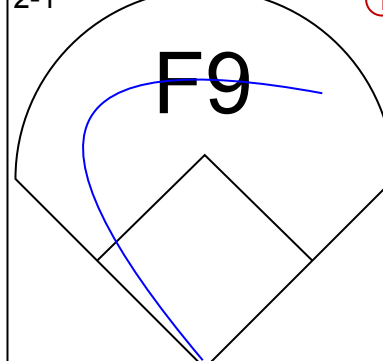

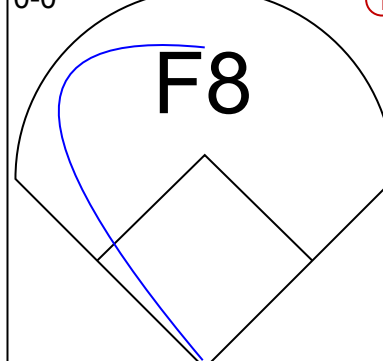
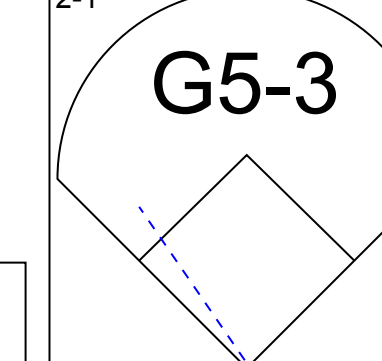
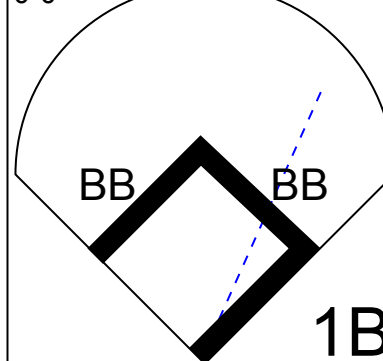
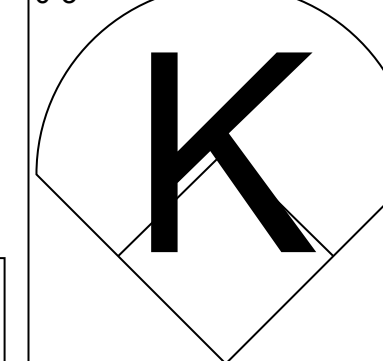
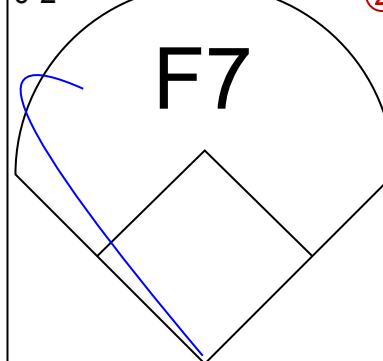
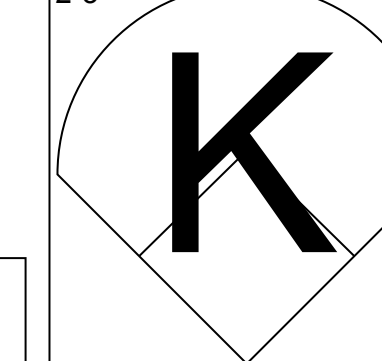


Batter	1	2	3	4	5	6	7	8	9	AB	R	H	RBI	BB	SO	LOB	BOTTOM										
Aaron Miles, S (1, 4) OBP: 0.343, SLG: 0.412	1B		G3-1		FC1-6				P4	5	0	2	0	0	0	1											
Royce Clayton, R (1, 6) OBP: 0.344, SLG: 0.426	K		FC5		K		FC5-4			4	0	2	0	0	2	2											
17 Todd Helton, L (1, 3) OBP: 0.451, SLG: 0.617	K		FC5		CS		FC5-4			2	0	0	0	2	1	3											
Vinny Castilla, R (1, 5) OBP: 0.343, SLG: 0.556	G2-3		FC5			P2		P4		4	0	0	0	0	0	4											
Larry Walker, L (1, 9) OBP: 0.464, SLG: 0.630		1B	G3-1		FC3-6			K		4	0	1	0	0	1	3											
5 Matt Holliday, R (1, 7) OBP: 0.357, SLG: 0.491		FC4-6		K				G6-3		4	0	2	0	0	1	0											
Jeremy Burnitz, L (1, 8) OBP: 0.367, SLG: 0.611		K		K		K			P6	4	0	0	0	0	3	4											
Todd Greene, R (1, 2) OBP: 0.300, SLG: 0.490		K			G5-3				P4	4	0	0	0	0	2	2											
Jason Jennings, L (1, 1) OBP: 0.265, SLG: 0.396										2	0	1	0	0	0	2											
Charles Johnson, R (7, PH) OBP: 0.359, SLG: 0.478										1	0	0	0	0	0	0											
Travis Driskill, R (8, 1)										0	0	0	0	0	0	0											
Kit Pellow, R (8, PH) OBP: 0.325, SLG: 0.343									3B	1	1	1	0	0	0	0											
Inning Stats	R: 0 H: 1 E: 0 K: 2 S: 12	H: 2 LOB: 2 BB: 0 P: 22	R: 0 H: 2 E: 0 K: 2 S: 15	H: 2 LOB: 0 BB: 0 P: 19	R: 0 H: 1 E: 0 K: 0 S: 9	H: 1 LOB: 2 BB: 1 P: 19	R: 0 H: 0 E: 0 K: 2 S: 7	H: 0 LOB: 0 BB: 0 P: 13	R: 0 H: 1 E: 0 K: 1 S: 9	H: 1 LOB: 0 BB: 0 P: 13	R: 0 H: 1 E: 0 K: 1 S: 14	H: 1 LOB: 2 BB: 1 P: 22	R: 0 H: 2 E: 0 K: 1 S: 12	H: 2 LOB: 2 BB: 0 P: 19	R: 0 H: 0 E: 0 K: 1 S: 7	H: 0 LOB: 0 BB: 0 P: 10	R: 1 H: 1 E: 1 K: 0 S: 16	H: 1 LOB: 0 BB: 0 P: 23	1B: 7 2B: 1 3B: 1 HR: 0	SF: 0 SAC: 0 DP: 0 HBP: 0	WP: 0 PA: 38 PB: 0 SB: 0 CS: 1						
PITCHER	IP	WLS	BF	H	R	ER	SO	BB	IBB	HBP	BLK	WP	HR	S	P	ERA	WHIP										
22 Mark Prior, R (1, 1) ERA: 4.17	6.0	W	25	6	0	0	8	2	0	0	0	0	0	66	108	0.00	1.333										
Jon Leicester, R (7, 1) ERA: 1.53	0.2		4	2	0	0	1	0	0	0	0	0	0	11	18	0.00	3.000										
Glendon Rusch, L (7, 1) ERA: 3.87	2.1	S	8	1	1	0	1	0	0	0	0	0	0	24	34	0.00	0.429										

Chicago Cubs @ Colorado Rockies
Coors Field, Denver, CO
Thu Aug 05 2004, 1:05 PM MDT
Att: 38,195 - Overcast - 84 F

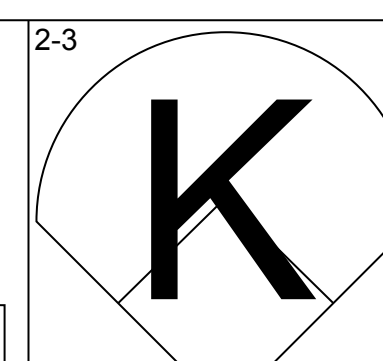
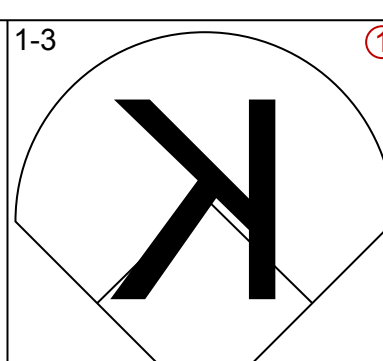
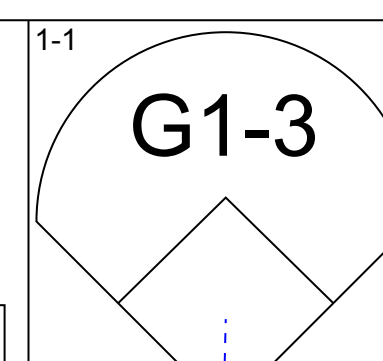
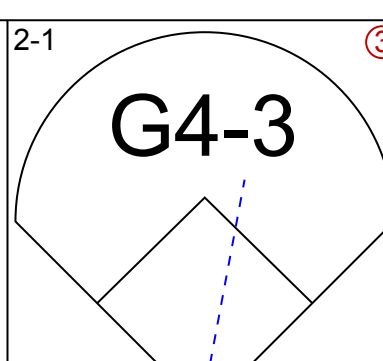
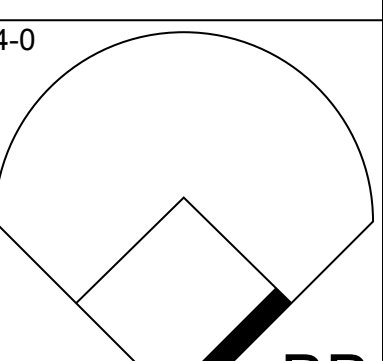
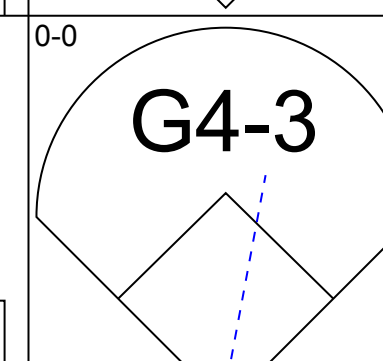
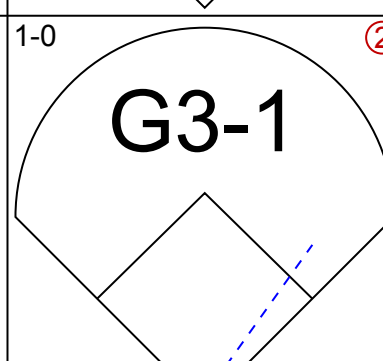
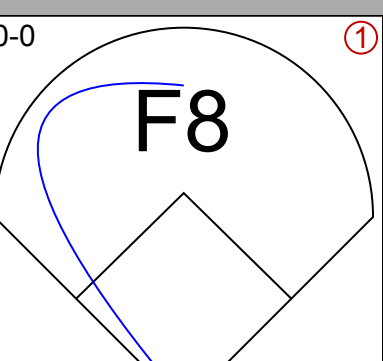
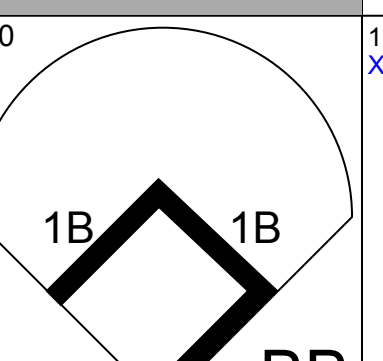
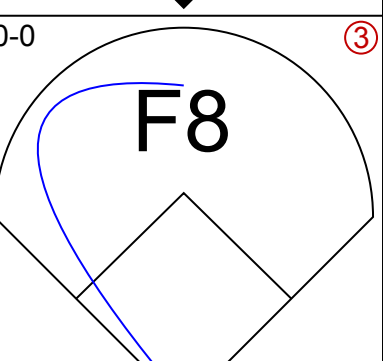
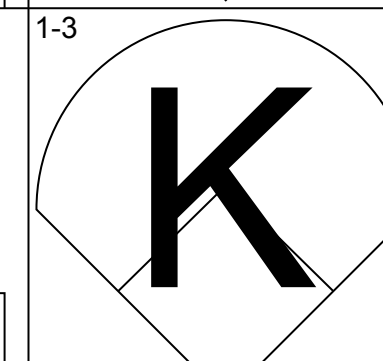
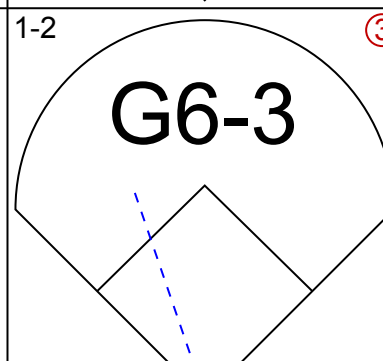
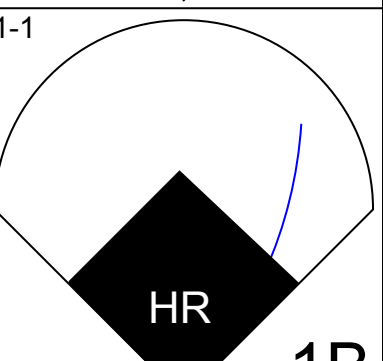

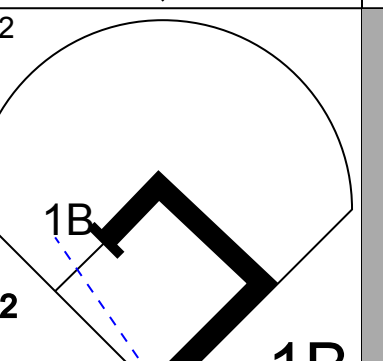
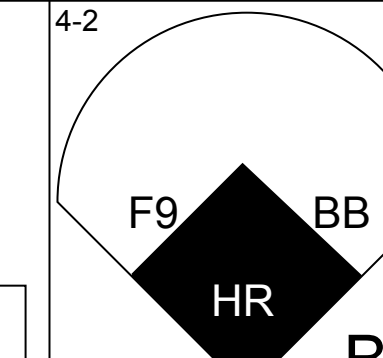

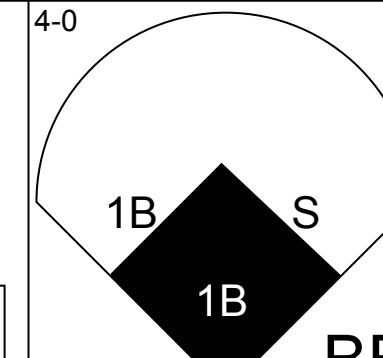
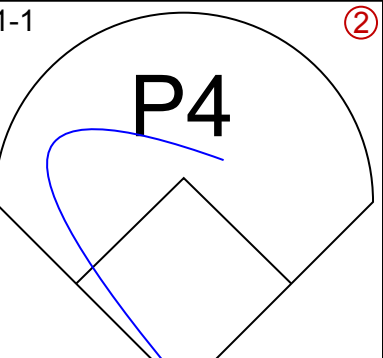

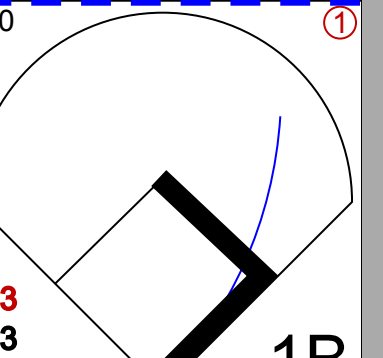

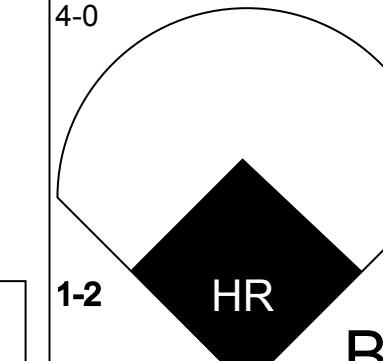

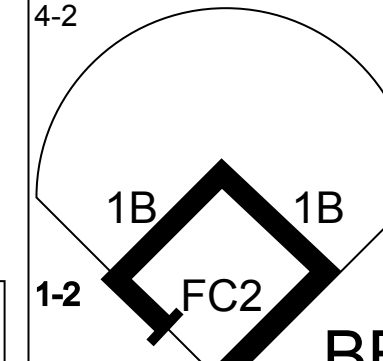
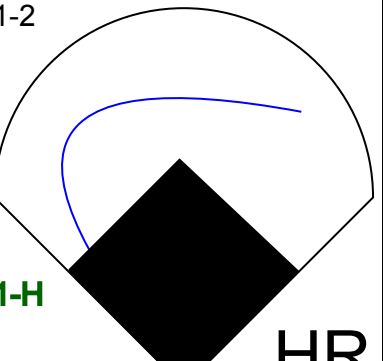

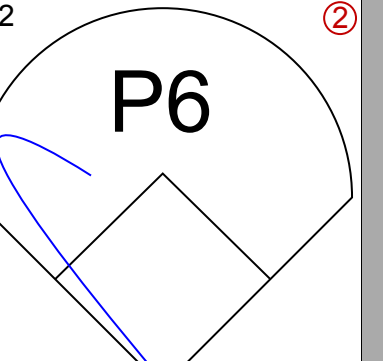

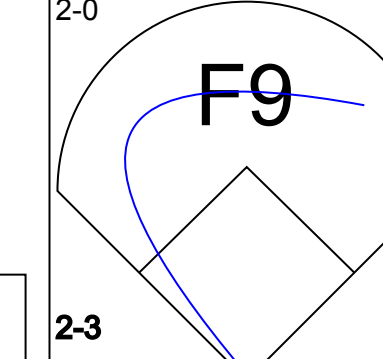

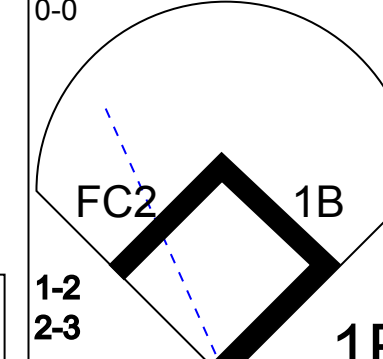
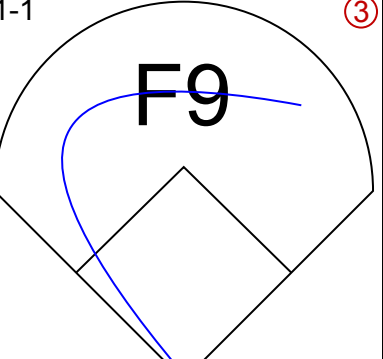

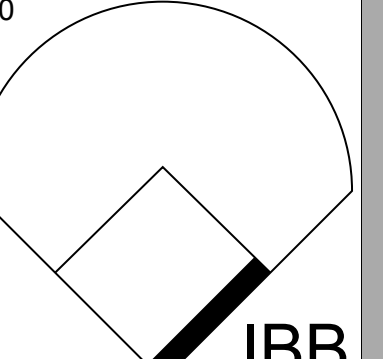

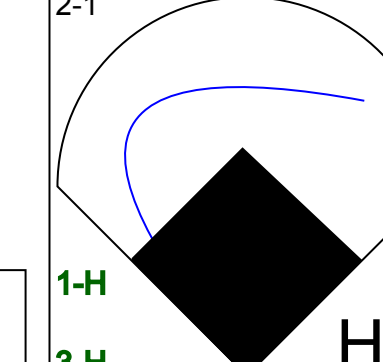

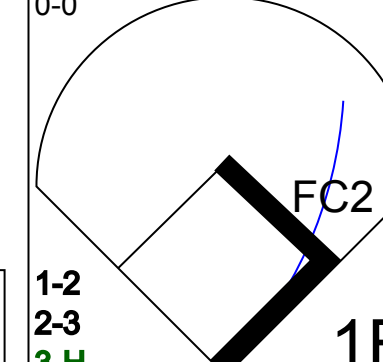

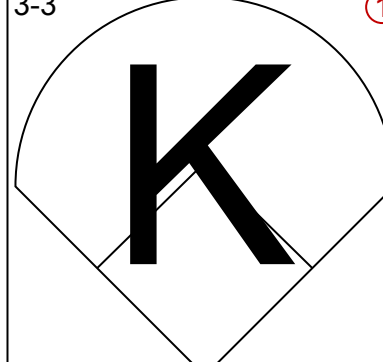


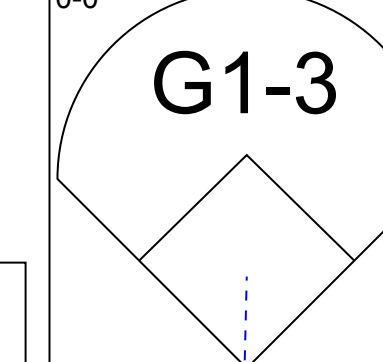

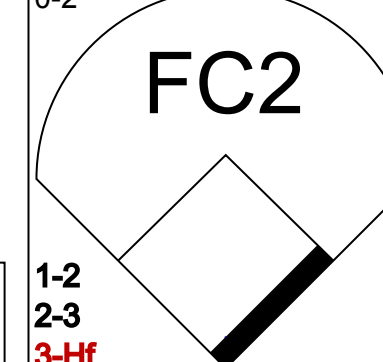

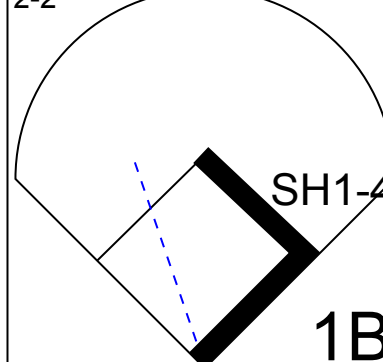

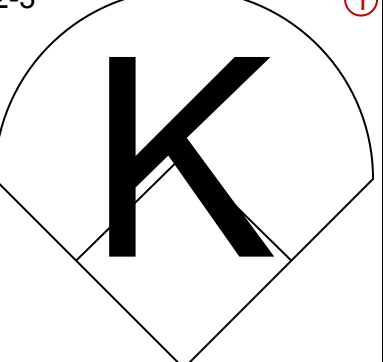
AB	35
R	1
H	9
RBI	0
BB	2
SO	10
LOB	21




Batter	1	2	3	4	5	6	7	8	9	AB	R	H	RBI	BB	SO	LOB	TOP																					
Corey Patterson, L OBP: 0.326, SLG: 0.434 (1, 8)										5	0	0	0	0	4	3	Chicago Cubs @ San Francisco Giants SBC Park, San Francisco, CA Fri Aug 06 2004, 10:15 PM EDT Att: 42,568 - Sunny - 70 F																					
Nomar Garciaparra, R OBP: 0.363, SLG: 0.654 (1, 6)										4	1	3	0	1	1	0																						
Moises Alou, R OBP: 0.336, SLG: 0.523 (1, 7)										4	0	2	1	1	1	1																						
Sammy Sosa, R OBP: 0.352, SLG: 0.565 (1, 9)										4	0	0	0	0	2	7																						
16 Aramis Ramirez, R OBP: 0.376, SLG: 0.589 (1, 5)										3	1	1	0	1	0	2																						
25 Derrek Lee, R OBP: 0.388, SLG: 0.549 (1, 3)										4	0	0	0	0	4	5																						
Mark Grudzielanek, R OBP: 0.311, SLG: 0.357 (1, 4)										4	0	1	0	0	0	2																						
Michael Barrett, R OBP: 0.338, SLG: 0.476 (1, 2)										4	0	1	1	0	0	0																						
Matt Clement, R OBP: 0.133, SLG: 0.136 (5, PH) Jose Morales, S OBP: 0.298, SLG: 0.404 (6, PH) Jon Lester, R OBP: 0.372, SLG: 0.474 (7, PH) Kent Mercker, L OBP: 0.352, SLG: 0.297 (8, PH) Tom Goodwin, L OBP: 0.299, SLG: 0.297 (8, PH) 46 Ryan Dempster, R OBP: 0.352, SLG: 0.297 (8, PH)										2	0	1	0	0	1	2																						
Inning Stats	R: 0 E: 0 K: 3 S: 11	H: 1 LOB: 1 BB: 0 P: 14	R: 0 E: 0 K: 1 S: 7	H: 0 LOB: 0 BB: 0 P: 11	R: 0 E: 0 K: 1 S: 10	H: 1 LOB: 3 BB: 2 P: 22	R: 1 E: 0 K: 3 S: 17	H: 3 LOB: 2 BB: 0 P: 23	R: 1 E: 0 K: 1 S: 12	H: 2 LOB: 2 BB: 1 P: 23	R: 0 E: 0 K: 2 S: 5	H: 0 LOB: 0 BB: 0 P: 5	R: 0 E: 0 K: 2 S: 10	H: 2 LOB: 0 BB: 0 P: 16	R: 0 E: 0 K: 1 S: 9	H: 0 LOB: 0 BB: 0 P: 15		R: 0 E: 0 K: 2 S: 7	H: 0 LOB: 0 BB: 0 P: 9	1B: 5 2B: 4 3B: 0 HR: 0	SF: 0 SAC: 0 DP: 0 HBP: 0	WP: 0 PB: 0 SB: 0 CS: 0	PA: 39															
PITCHER	IP	WLS	BF	H	R	ER	SO	BB	IBB	HBP	BLK	WP	HR	S	P	ERA	WHIP	PITCHER				IP	WLS	BF	H	R	ER	SO	BB	IBB	HBP	BLK	WP	HR	S	P	ERA	WHIP
Jason Schmidt, R ERA: 2.74 (1, 1)	7.0	W	33	9	2	2	11	3	0	0	0	0	0	72	114	2.57	1.714																					
Jim Brower, R ERA: 4.09 (8, 1)	1.0		3	0	0	0	1	0	0	0	0	0	0	9	15	0.00	0.000																					
Dustin Hermanson, R ERA: 4.5 (9, 1)	1.0		3	0	0	0	2	0	0	0	0	0	0	7	9	0.00	0.000																					

AB	36
R	2
H	9
RBI	2
BB	3
SO	14
LOB	22



Batter	1	2	3	4	5	6	7	8	9	AB	R	H	RBI	BB	SO	LOB	BOTTOM																						
Ray Durham, S OBP: 0.349, SLG: 0.459 (1, 4)										4	0	0	0	1	2	4	Chicago Cubs @ San Francisco Giants SBC Park, San Francisco, CA Fri Aug 06 2004, 10:15 PM EDT Att: 42,568 - Sunny - 70 F																						
Neftali Feliz, S OBP: 0.281, SLG: 0.300 (1, 6)										4	0	0	0	1	0	1																							
Pedro Feliz, R OBP: 0.292, SLG: 0.462 (1, 5)										4	1	2	0	0	1	0																							
Barry Bonds, L OBP: 0.602, SLG: 0.771 (1, 7)										2	2	1	0	2	0	1																							
J.T. Snow, L OBP: 0.397, SLG: 0.478 (1, 3)										2	2	1	2	2	0	2																							
Marquis Grissom, R OBP: 0.314, SLG: 0.441 (1, 8)										3	0	1	0	1	0	2																							
Michael Tucker, L OBP: 0.373, SLG: 0.452 (1, 9)										4	1	2	4	0	2	3																							
Yorvit Torrealba, R OBP: 0.302, SLG: 0.395 (1, 2)										4	0	1	0	0	1	3																							
Jason Schmidt, R OBP: 0.196, SLG: 0.262 (1, 1)	5.0	L	24	5	6	6	5	4	0	0	0	0	0	13	26	0.00		3.000	PITCHER				IP	WLS	BF	H	R	ER	SO	BB	IBB	HBP	BLK	WP	HR	S	P	ERA	WHIP
Jon Lester, R ERA: 1.74 (6, 1)	1.0		6	2	0	0	1	1	0	0	0	0	0	8	15	0.00		1.000																					
Kent Mercker, L ERA: 2.16 (7, 1)	1.0		4	1	0	0	1	0	1	0	0	0	0	6	12	0.00	1.000																						
46 Ryan Dempster, R ERA: (8, 1)	1.0		4	0	0	0	1	1	0	0	0	0	0	6	12	0.00	1.000																						
Inning Stats	R: 0 E: 0 K: 2 S: 7	H: 0 LOB: 0 BB: 0 P: 10	R: 3 E: 0 K: 1 S: 10	H: 1 LOB: 0 BB: 2 P: 23	R: 0 E: 0 K: 1 S: 8	H: 0 LOB: 0 BB: 0 P: 11	R: 1 E: 0 K: 1 S: 12	H: 2 LOB: 3 BB: 2 P: 23	R: 2 E: 0 K: 0 S: 11	H: 2 LOB: 0 BB: 0 P: 15	R: 0 E: 0 K: 1 S: 10	H: 1 LOB: 1 BB: 0 P: 17	R: 0 E: 0 K: 1 S: 11	H: 2 LOB: 3 BB: 2 P: 24	R: 0 E: 0 K: 1 S: 6	H: 0 LOB: 1 BB: 1 P: 12	R: 0 E: 0 K: 2 S: 7	H: 0 LOB: 0 BB: 0 P: 9	1B: 6 2B: 0 3B: 0 HR: 2	SF: 0 SAC: 1 DP: 0 HBP: 0	WP: 0 PB: 0 SB: 1 CS: 0	PA: 38																	

AB	30
R	6
H	8
RBI	6
BB	7
SO	8
LOB	19



Batter	1	2	3	4	5	6	7	8	9	AB	R	H	RBI	BB	SO	LOB	TOP								
Corey Patterson, L OBP: 0.324, SLG: 0.438	G3-1		G3	K		HR		K		5	1	1	2	0	2	2	Chicago Cubs @ San Francisco Giants SBC Park, San Francisco, CA Sat Aug 07 2004, 4:05 PM EDT Att: 42,578 - Sunny - 70 F								
Nomar Garciaparra, R OBP: 0.369, SLG: 0.593	1B		E6		2B	L4		HR	1B	5	2	3	0	0	0	0									
Moises Alou, R OBP: 0.335, SLG: 0.527	F7		F8		F7	K		HR		5	1	1	2	0	1	3									
Sammy Sosa, R OBP: 0.350, SLG: 0.557	K		K		G5-3		K	HR	BB	4	0	0	0	1	3	3									
16 Aramis Ramirez, R OBP: 0.376, SLG: 0.589		K			2B	2B	F8	G6-4-3		5	2	2	1	0	1	1									
25 Derek Lee, R OBP: 0.369, SLG: 0.550	E5		E		2B	2B	K	F9		5	1	2	1	0	1	0									
Todd Walker, L OBP: 0.373, SLG: 0.514	BB		E9		2B	K		SH2-3	1B	3	0	2	2	1	1	1									
Paul Bako, L OBP: 0.276, SLG: 0.258	G3		F7			HR		SH2-3		3	1	1	0	0	0	3									
Greg Maddux, R OBP: 0.152, SLG: 0.133			K		G4-3			G4-3		2	0	0	0	0	0	1									
Jon Lester, R OBP: 0.299, SLG: 0.391										0	0	0	0	0	0	0									
Kent Mercker, L ERA: 5.14										0	0	0	0	0	0	0									
Mike Remlinger, L ERA: 5.54										0	0	0	0	0	0	0									
Jose Macias, S OBP: 0.299, SLG: 0.299										0	0	0	0	0	0	1									
Kyle Farnsworth, R ERA: 5.01										0	0	0	0	0	0	0									
LaTroy Hawkins, R ERA: 5.01										0	0	0	0	0	0	0									
Inning Stats	R: 0 E: 0 K: 1 S: 10	H: 1 LOB: 1 BB: 0 P: 16	R: 0 E: 1 K: 2 S: 13	H: 0 LOB: 2 BB: 1 P: 23	R: 0 E: 1 K: 1 S: 10	H: 0 LOB: 1 BB: 0 P: 18	R: 2 E: 1 K: 1 S: 11	H: 3 LOB: 1 BB: 0 P: 17	R: 2 E: 0 K: 1 S: 14	H: 3 LOB: 0 BB: 0 P: 21	R: 2 E: 0 K: 2 S: 9	H: 2 LOB: 0 BB: 0 P: 13	R: 0 E: 0 K: 2 S: 7	H: 0 LOB: 0 BB: 0 P: 9	R: 0 E: 0 K: 1 S: 8	H: 1 LOB: 1 BB: 0 P: 10	R: 2 E: 0 K: 0 S: 15	H: 2 LOB: 0 BB: 1 P: 24	1B: 5 2B: 5 3B: 0 HR: 2	SF: 0 SAC: 2 DP: 1 HBP: 0	WP: 0 PB: 0 SB: 1 CS: 0	PA: 42			
PITCHER	IP	WLS	BF	H	R	ER	SO	BB	IBB	HBP	BLK	WP	HR	S	P	ERA	WHIP								
41 Brad Hennessey, R ERA: 7.71	4.2	L	24	7	4	4	5	1	0	0	0	0	0	55	89	7.71	1.714								
Tyler Walker, R ERA: 5.14	1.1	6	2	2	2	2	0	0	0	0	0	0	1	12	19	13.50	1.500								
Matt Herges, R ERA: 5.54	2.0	7	1	0	0	3	0	0	0	0	0	0	0	15	19	0.00	0.500								
Brett Tomko, R ERA: 5.01	1.0	5	2	2	2	0	1	0	0	0	0	0	1	15	24	18.00	3.000								

AB	38
R	8
H	12
RBI	8
BB	2
SO	10
LOB	17



Batter	1	2	3	4	5	6	7	8	9	AB	R	H	RBI	BB	SO	LOB	BOTTOM								
Ray Durham, S OBP: 0.350, SLG: 0.463	SF8	P6		F9		P4		FC6-4		4	1	1	0	1	0	3	Chicago Cubs @ San Francisco Giants SBC Park, San Francisco, CA Sat Aug 07 2004, 4:05 PM EDT Att: 42,578 - Sunny - 70 F								
Ricky Ledee, L OBP: 0.385, SLG: 0.463	3B		G4-3		F8		F8	FC6-4		3	0	0	0	0	1	1									
Dustan Mohr, R OBP: 0.402, SLG: 0.419	K							FC6-4		2	0	1	0	0	0	3									
J.T. Snow, L OBP: 0.397, SLG: 0.474	2B		BB	1B	G1-3		P2		K	4	1	1	0	1	1	1									
Barry Bonds, L OBP: 0.600, SLG: 0.770	SF8		1B	BB	F9		F8		2B	3	0	1	1	1	0	1									
Edgardo Alfonzo, R OBP: 0.332, SLG: 0.386	3H		2B	1B		1B	F9		F9	5	2	3	1	0	0	2									
A.J. Pierzynski, L OBP: 0.338, SLG: 0.441	2B		2B	1B		1B				3	0	2	1	0	0	2									
Yorvit Torrealba, R OBP: 0.299, SLG: 0.391	F7		2B	2B		1B		SH1-4	1B	1	0	0	0	0	1	1									
Marquis Grissom, R OBP: 0.313, SLG: 0.439		G5-3		K		K		SH1-4	1B	4	0	1	0	0	2	3									
Deivi Cruz, R OBP: 0.332, SLG: 0.459		G6-3		G5-3		G5-3		SH1-4		3	0	1	1	0	0	0									
41 Brad Hennessey, R ERA: 7.71										1	0	0	0	1	1	0									
Tyler Walker, R ERA: 5.14										0	0	0	0	0	0	0									
Michael Tucker, L OBP: 0.276, SLG: 0.452										0	0	0	0	0	0	0									
Pedro Feliz, R OBP: 0.299, SLG: 0.491										0	0	0	0	0	0	2									
Matt Herges, R ERA: 5.54										0	0	0	0	0	0	0									
Neifi Perez, S OBP: 0.299, SLG: 0.299										0	0	0	0	0	0	0									
Brett Tomko, R ERA: 5.01										0	0	0	0	0	0	2									
Inning Stats	R: 1 E: 0 K: 0 S: 16	H: 2 LOB: 2 BB: 1 P: 29	R: 0 E: 0 K: 0 S: 7	H: 0 LOB: 1 BB: 1 P: 14	R: 2 E: 0 K: 1 S: 14	H: 3 LOB: 1 BB: 1 P: 19	R: 0 E: 0 K: 1 S: 6	H: 0 LOB: 0 BB: 0 P: 8	R: 0 E: 0 K: 0 S: 5	H: 0 LOB: 0 BB: 0 P: 6	R: 1 E: 0 K: 1 S: 17	H: 3 LOB: 2 BB: 0 P: 26	R: 0 E: 0 K: 0 S: 7	H: 1 LOB: 1 BB: 0 P: 11	R: 0 E: 0 K: 0 S: 10	H: 1 LOB: 3 BB: 1 P: 18	R: 0 E: 0 K: 2 S: 15	H: 1 LOB: 1 BB: 0 P: 20	1B: 6 2B: 4 3B: 1 HR: 0	SF: 1 SAC: 1 DP: 0 HBP: 1	WP: 0 PB: 0 SB: 0 CS: 0	PA: 42			
PITCHER	IP	WLS	BF	H	R	ER	SO	BB	IBB	HBP	BLK	WP	HR	S	P	ERA	WHIP								
Greg Maddux, R ERA: 3.99	5.0	W	24	7	4	4	3	3	0	0	0	0	0	6	9	0.00	3.000								
Jon Lester, R ERA: 5.14	0.1	H	2	1	0	0	1	0	0	0	0	0	0	6	9	0.00	3.000								
Kent Mercker, L ERA: 2.12	0.2	H	2	0	0	0	0	0	0	0	0	0	0	7	11	0.00	0.000								
Mike Remlinger, L ERA: 3.38	1.0	H	4	1	0	0	0	0	0	0	0	0	0	7	11	0.00	1.000								
Kyle Farnsworth, R ERA: 3.42	1.0	H	6	1	0	0	0	1	0	1	0	0	0	10	18	0.00	2.000								
PITCHER	IP	WLS	BF	H	R	ER	SO	BB	IBB	HBP	BLK	WP	HR	S	P	ERA	WHIP								
LaTroy Hawkins, R ERA: 2.81	1.0	4	1	0	0	0	2	0	0	0	0	0	0	15	20	0.00	1.000								



Batter	1	2	3	4	5	6	7	8	9	AB	R	H	RBI	BB	SO	LOB	TOP		
Sean Burroughs, L (1, 5) OBP: 0.339, SLG: 0.357	1-2 1B	3-2 F7	1-3 K		1-1 G6-3		1-1 FC4-6			5	0	1	0	0	1	6			
Mark Loretta, R (1, 4) OBP: 0.394, SLG: 0.499	2-3 K		2-1 G1-6-3 1B	0-0 24 2B 1B	1-3 K			1-2 G3		5	2	2	0	0	2	1			
24 Brian Giles, L (1, 9) OBP: 0.372, SLG: 0.448	2-3 K		4-1 G1-6-3 1B	2-0 1B G1-2-3 2B		1-1 L9		2-2 P5		4	0	1	0	1	1	1			
Phil Nevin, R (1, 3) OBP: 0.382, SLG: 0.490	2-2 G5-3		1-1 G1-6-3	2-0 G1-2-3 1B HR		0-0 G6-3		2-3 K		4	1	0	0	0	1	3			
Ryan Klesko, L (1, 7) OBP: 0.364, SLG: 0.407 Trevor Hoffman, R (9, 1)		0-0 F9	4-2 1B	0-1 G1-2-3 HR 1B		4-1 BB		2-2 2B		3	2	2	1	2	0	0			
Terrence Long, L (1, 8) OBP: 0.335, SLG: 0.415	1-2 P5		1-0 3 BB 1B	1-1 G1-2-3		1-1 K		1-0 F7		5	1	1	1	0	1	5			
Ramon Hernandez, R (1, 2) OBP: 0.337, SLG: 0.436	2-1 BLK 3 BB 1B		0-1 1-2 2-H 1B	0-1 2-H 3-H HR			1-0 F8		2-3 K	5	2	3	4	0	1	1			
3 Khalil Greene, R (1, 6) OBP: 0.344, SLG: 0.389	4-1 BLK		4-1 1B	0-0 G6-3			0-0 P4		1-1 G5-3	3	0	0	0	2	0	1			
Adam Eaton, R (1, 1) OBP: 0.247, SLG: 0.244 Blaine Neal, L (6, 1) Brian Buchanan, R (7, PH) Scott Linebrink, R (7, 1) Akinori Otsuka, R (8, 1) Jay Payton, R (8, 9) OBP: 0.303, SLG: 0.327	4-2 1-2 2-3 BB		2-2 1-2 2-3 BB		1-2 P3		2-2 FC4-6 1B			2	0	1	2	1	0	0			
Inning Stats	R: 0 E: 0 K: 2 S: 13	H: 1 LOB: 1 BB: 0 P: 20	R: 0 E: 0 K: 0 S: 12	H: 1 LOB: 3 BB: 2 P: 26	R: 4 E: 0 K: 1 S: 19	H: 4 LOB: 2 BB: 3 P: 37	R: 4 E: 0 K: 0 S: 9	H: 4 LOB: 0 BB: 0 P: 14	R: 0 E: 0 K: 1 S: 7	H: 0 LOB: 1 BB: 1 P: 12	R: 0 E: 0 K: 0 S: 7	H: 1 LOB: 1 BB: 0 P: 11	R: 0 E: 0 K: 1 S: 11	H: 0 LOB: 0 BB: 0 P: 16	R: 0 E: 0 K: 1 S: 9	H: 1 LOB: 1 BB: 0 P: 15	1B: 9 2B: 2 3B: 0 HR: 1	SF: 0 SAC: 0 DP: 2 HBP: 1	WP: 0 PA: 44 PB: 0 SB: 0 CS: 0
PITCHER	IP WLS BF H R ER SO BB IBB HBP BLK WP HR S P ERA WHIP	IP WLS BF H R ER SO BB IBB HBP BLK WP HR S P ERA WHIP	IP WLS BF H R ER SO BB IBB HBP BLK WP HR S P ERA WHIP	IP WLS BF H R ER SO BB IBB HBP BLK WP HR S P ERA WHIP	IP WLS BF H R ER SO BB IBB HBP BLK WP HR S P ERA WHIP	IP WLS BF H R ER SO BB IBB HBP BLK WP HR S P ERA WHIP	IP WLS BF H R ER SO BB IBB HBP BLK WP HR S P ERA WHIP	IP WLS BF H R ER SO BB IBB HBP BLK WP HR S P ERA WHIP	IP WLS BF H R ER SO BB IBB HBP BLK WP HR S P ERA WHIP	IP WLS BF H R ER SO BB IBB HBP BLK WP HR S P ERA WHIP	IP WLS BF H R ER SO BB IBB HBP BLK WP HR S P ERA WHIP	IP WLS BF H R ER SO BB IBB HBP BLK WP HR S P ERA WHIP	IP WLS BF H R ER SO BB IBB HBP BLK WP HR S P ERA WHIP	IP WLS BF H R ER SO BB IBB HBP BLK WP HR S P ERA WHIP	IP WLS BF H R ER SO BB IBB HBP BLK WP HR S P ERA WHIP	IP WLS BF H R ER SO BB IBB HBP BLK WP HR S P ERA WHIP	IP WLS BF H R ER SO BB IBB HBP BLK WP HR S P ERA WHIP	IP WLS BF H R ER SO BB IBB HBP BLK WP HR S P ERA WHIP	

San Diego Padres @ Chicago Cubs
Wrigley Field, Chicago, IL
Tue Aug 10 2004, 7:05 PM CDT
Att: 39,097 - Overcast - 65 F

AB	37
R	8
H	12
RBI	8
BB	6
SO	7
LOB	18



Batter	1	2	3	4	5	6	7	8	9	AB	R	H	RBI	BB	SO	LOB	BOTTOM				
Corey Patterson, L (1, 8) OBP: 0.325, SLG: 0.438	1-0 F8		1-1 G4-3		2-0 2B		0-1 F7		1-2 1B	5	0	2	0	0	0	0					
Jose Macias, S (1, 5) OBP: 0.288, SLG: 0.390 Ramon Martinez, R (8, PH) OBP: 0.311, SLG: 0.342	2-3 K		2-2 G4-3		0-2 G6-3		1-0 P2		2-0 L7	4	0	0	0	0	1	1					
Nomar Garciaparra, R (1, 6) OBP: 0.369, SLG: 0.513	0-1 F8			2-1 HR		4-2 1B BB		1-0 G6-3		3	2	1	1	1	0	0					
Sammy Sosa, R (1, 9) OBP: 0.345, SLG: 0.556		2-1 HR		1-2 G6-3		1-1 E5 1B		2-3 K		4	1	1	1	0	1	1					
Moises Alou, R (1, 7) OBP: 0.333, SLG: 0.529		0-0 HR		1-0 F7		0-1 P5		0-0 G3-1		4	1	1	1	0	0	2					
25 Derek Lee, R (1, 3) OBP: 0.371, SLG: 0.562	1-1 F8		3-2 HR		0-0 L7		0-0 L7		1-0 HR	4	2	2	2	0	0	2					
Todd Walker, L (1, 4) OBP: 0.371, SLG: 0.509	3-2 F8		1-3 K		0-0 1B		0-0 1B		2-2 G4-3	4	0	1	1	0	1	0					
Michael Barrett, R (1, 2) OBP: 0.337, SLG: 0.474	2-3 K				0-2 G5-3		0-0 F8		4-2 1B BB	3	0	0	0	1	1	2					
22 Mark Prior, R (1, 1) OBP: 0.288, SLG: 0.133 Glendon Rusch, L (4, 1) Tom Gooden, L (7, PH) Mike Remlinger, L (8, 1) Kent Mercker, L (9, 1) 16 Aramis Ramirez, R (9, PH) OBP: 0.374, SLG: 0.534			3-3 K		0-0 L3		0-0 L9		2-2 F8	1	0	0	0	0	1	0					
Inning Stats	R: 0 E: 0 K: 1 S: 6	H: 0 LOB: 0 BB: 0 P: 9	R: 2 E: 0 K: 1 S: 11	H: 2 LOB: 0 BB: 0 P: 19	R: 0 E: 0 K: 1 S: 8	H: 0 LOB: 0 BB: 0 P: 14	R: 2 E: 0 K: 1 S: 15	H: 2 LOB: 0 BB: 0 P: 23	R: 0 E: 0 K: 0 S: 11	H: 1 LOB: 1 BB: 0 P: 13	R: 1 E: 1 K: 0 S: 9	H: 1 LOB: 2 BB: 1 P: 14	R: 0 E: 0 K: 0 S: 4	H: 0 LOB: 0 BB: 0 P: 5	R: 0 E: 0 K: 1 S: 5	H: 0 LOB: 0 BB: 0 P: 8	R: 1 E: 0 K: 0 S: 18	H: 2 LOB: 2 BB: 1 P: 30	1B: 2 2B: 1 3B: 0 HR: 5	SF: 0 SAC: 0 DP: 0 HBP: 0	WP: 0 PA: 38 PB: 0 SB: 0 CS: 0
PITCHER	IP WLS BF H R ER SO BB IBB HBP BLK WP HR S P ERA WHIP	IP WLS BF H R ER SO BB IBB HBP BLK WP HR S P ERA WHIP	IP WLS BF H R ER SO BB IBB HBP BLK WP HR S P ERA WHIP	IP WLS BF H R ER SO BB IBB HBP BLK WP HR S P ERA WHIP	IP WLS BF H R ER SO BB IBB HBP BLK WP HR S P ERA WHIP	IP WLS BF H R ER SO BB IBB HBP BLK WP HR S P ERA WHIP	IP WLS BF H R ER SO BB IBB HBP BLK WP HR S P ERA WHIP	IP WLS BF H R ER SO BB IBB HBP BLK WP HR S P ERA WHIP	IP WLS BF H R ER SO BB IBB HBP BLK WP HR S P ERA WHIP	IP WLS BF H R ER SO BB IBB HBP BLK WP HR S P ERA WHIP	IP WLS BF H R ER SO BB IBB HBP BLK WP HR S P ERA WHIP	IP WLS BF H R ER SO BB IBB HBP BLK WP HR S P ERA WHIP	IP WLS BF H R ER SO BB IBB HBP BLK WP HR S P ERA WHIP	IP WLS BF H R ER SO BB IBB HBP BLK WP HR S P ERA WHIP	IP WLS BF H R ER SO BB IBB HBP BLK WP HR S P ERA WHIP	IP WLS BF H R ER SO BB IBB HBP BLK WP HR S P ERA WHIP	IP WLS BF H R ER SO BB IBB HBP BLK WP HR S P ERA WHIP	IP WLS BF H R ER SO BB IBB HBP BLK WP HR S P ERA WHIP			

San Diego Padres @ Chicago Cubs
Wrigley Field, Chicago, IL
Tue Aug 10 2004, 7:05 PM CDT
Att: 39,097 - Overcast - 65 F

AB	36
R	6
H	8
RBI	6
BB	2
SO	5
LOB	11



Batter	1	2	3	4	5	6	7	8	9	AB	R	H	RBI	BB	SO	LOB	TOP																			
Sean Burroughs, L (1, 5) OBP: 0.341, SLG: 0.359	G4-3		WP 1B		G4-3			1B		4	0	2	0	0	0	0	San Diego Padres @ Chicago Cubs Wrigley Field, Chicago, IL Wed Aug 11 2004, 7:05 PM CDT Att: 39,165 - Overcast - 59 F																			
Mark Loretta, R (1, 4) OBP: 0.384, SLG: 0.501	L9		WP 1B			G3-1 WP 2B		F8		4	1	2	0	0	0	1																				
24 Brian Giles, L (1, 9) OBP: 0.369, SLG: 0.444	K		P5			F7		G6-3		4	0	0	0	0	1	4																				
Phil Nevin, R (1, 3)		K	K			G3-1		G4-3		4	0	0	0	0	2	3																				
Ryan Klesko, L (1, 7) OBP: 0.366, SLG: 0.409		1B BB		P5		P3		F8 2B		3	0	1	0	1	0	0																				
Terrence Long, L (1, 8) OBP: 0.329, SLG: 0.408		K		F9			G4-3	F8		4	0	0	0	0	1	2																				
Ramon Hernandez, R (1, 2)		1B		G6-3			G5-3	G6-3		4	0	1	0	0	0	1																				
3 Khalil Greene, R (1, 6) OBP: 0.341, SLG: 0.386		G1-3		G3			G4-3			3	0	0	0	0	0	2																				
Sterling Hitchcock, L (1, 1)			K		K			P6		2	0	0	0	0	2	0																				
Rod Beck, R (6, 1)										0	0	0	0	0	0	0																				
Dave Hansen, L (8, PH) OBP: 0.381, SLG: 0.384										1	0	0	0	0	0	0																				
Jay Witasick, R (8, 1)										0	0	0	0	0	0	0																				
Inning Stats	R: 0 E: 0 K: 1 S: 9	H: 0 LOB: 0 BB: 0 P: 13	R: 0 E: 0 K: 2 S: 13	H: 1 LOB: 2 BB: 1 P: 25	R: 0 E: 0 K: 2 S: 17	H: 2 LOB: 0 BB: 0 P: 25	R: 0 E: 0 K: 0 S: 7	H: 0 LOB: 0 BB: 0 P: 12	R: 0 E: 0 K: 1 S: 11	H: 1 LOB: 0 BB: 0 P: 12	R: 0 E: 0 K: 0 S: 8	H: 0 LOB: 0 BB: 0 P: 9	R: 0 E: 0 K: 0 S: 10	H: 1 LOB: 1 BB: 0 P: 17	R: 0 E: 0 K: 0 S: 7	H: 1 LOB: 1 BB: 0 P: 10	1B: 4 2B: 2 3B: 0 HR: 0	SF: 0 SAC: 0 DP: 0 HBP: 0	WP: 2 PA: 34 PB: 0 SB: 0 CS: 0																	
PITCHER	IP	WLS	BF	H	R	ER	SO	BB	IBB	HBP	BLK	WP	HR	S	P	ERA	WHIP	PITCHER		IP	WLS	BF	H	R	ER	SO	BB	IBB	HBP	BLK	WP	HR	S	P	ERA	WHIP
38 Carlos Zambrano, R (1, 1) ERA: 2.82	8.0	W	30	5	1	1	6	1	0	0	0	2	0	82	124	1.12	0.750																			
LaTroy Hawkins, R (9, 1) ERA: 2.75	1.0		4	1	0	0	0	0	0	0	0	0	0	7	10	0.00	1.000																			

livebaseballscores.com

AB 33
R 1
H 6
RBI 0
BB 1
SO 6
LOB 13



Batter	1	2	3	4	5	6	7	8	9	AB	R	H	RBI	BB	SO	LOB	BOTTOM																			
Corey Patterson, L (1, 8) OBP: 0.328, SLG: 0.447	P5		HR		BB		CS 1B			3	1	2	2	1	0	0	San Diego Padres @ Chicago Cubs Wrigley Field, Chicago, IL Wed Aug 11 2004, 7:05 PM CDT Att: 39,165 - Overcast - 59 F																			
Nomar Garciaoparra, R (1, 6) OBP: 0.362, SLG: 0.503	K		P4		K		G2-3			4	0	0	0	0	2	3																				
Moises Alou, R (1, 7) OBP: 0.333, SLG: 0.526	G5-3			K		2B SF7 1B		G5-3		4	1	1	0	0	1	0																				
Sammy Sosa, R (1, 9) OBP: 0.347, SLG: 0.557		16 SF7 25 SF9 2B		G5-3		16 SF7 25 SF9 2B		G5-3		3	1	1	0	1	0	0																				
16 Aramis Ramirez, R (1, 5) OBP: 0.371, SLG: 0.580		G6-4-3		L8		SF7		K		3	0	0	1	0	1	1																				
25 Derek Lee, R (1, 3) OBP: 0.369, SLG: 0.559		K		K		SF9				2	0	0	1	0	2	0																				
Mark Grudzielanek, R (1, 4) OBP: 0.312, SLG: 0.356			P4		L9		1B			3	0	1	0	0	0	0																				
Michael Barrett, R (1, 2) OBP: 0.340, SLG: 0.481			38 SF7 2B		G6-3		G6-3			3	2	2	0	0	0	1																				
38 Carlos Zambrano, S (1, 1) ERA: 6.55			G6-3		HR 2B		G6-3			3	0	1	1	0	0	1																				
LaTroy Hawkins, R (9, 1) ERA: 3.17			G6-3		2B		G1-4-3			0	0	0	0	0	0	0																				
Inning Stats	R: 0 E: 0 K: 1 S: 5	H: 0 LOB: 0 BB: 0 P: 8	R: 0 E: 0 K: 1 S: 6	H: 0 LOB: 1 BB: 1 P: 11	R: 2 E: 0 K: 0 S: 7	H: 2 LOB: 0 BB: 0 P: 13	R: 0 E: 0 K: 1 S: 6	H: 0 LOB: 0 BB: 0 P: 8	R: 1 E: 0 K: 2 S: 12	H: 2 LOB: 1 BB: 1 P: 23	R: 2 E: 0 K: 0 S: 13	H: 3 LOB: 1 BB: 0 P: 21	R: 0 E: 0 K: 0 S: 8	H: 1 LOB: 0 BB: 0 P: 13	R: 0 E: 0 K: 1 S: 9	H: 0 LOB: 0 BB: 0 P: 14	1B: 4 2B: 3 3B: 0 HR: 1	SF: 2 SAC: 0 DP: 1 HBP: 0	WP: 0 PA: 32 PB: 0 SB: 1 CS: 1																	
PITCHER	IP	WLS	BF	H	R	ER	SO	BB	IBB	HBP	BLK	WP	HR	S	P	ERA	WHIP	PITCHER		IP	WLS	BF	H	R	ER	SO	BB	IBB	HBP	BLK	WP	HR	S	P	ERA	WHIP
Sterling Hitchcock, L (1, 1) ERA: 6.55	5.0	L	22	6	5	5	5	2	0	0	0	0	0	45	78	9.00	1.600																			
Rod Beck, R (6, 1) ERA: 5.87	2.0		7	2	0	0	0	0	0	0	0	0	0	12	19	0.00	1.000																			
Jay Witasick, R (8, 1) ERA: 3.17	1.0		3	0	0	0	1	0	0	0	0	0	0	9	14	0.00	0.000																			




Batter	1	2	3	4	5	6	7	8	9	10	11	AB	R	H	RBI	BB	SO	LOB	TOP							
3 Khalli Greene, R OBP: 0.343, SLG: 0.392	(1,6) P2		0-1 2B		1-1 G5-3	1-2 2B		1-1 F8	3-2 F9		0-2 1B	7	0	3	2	0	0	3								
Mark Loretta, R OBP: 0.369, SLG: 0.504	(1,4) WP		4-2 2B		1-0 G3-1	3-3 K		0-1 BB		1-0 1B	1-0 FC5	5	0	3	0	2	1	4								
24 Brian Giles, L OBP: 0.369, SLG: 0.441	(1,9) P4		4-1 BB		3-2 G3-1			0-2 BB		1-3 K		5	0	1	1	1	2	3								
Ryan Klesko, L OBP: 0.369, SLG: 0.409	(1,3) 4-2 BB		0-0 L8-2		0-1 G4-3			4-0 3B		3-H 1B	0-2 F8	3	1	1	0	2	0	4								
Akinori Otsuka, R (8,1)												0	0	0	0	0	0	0								
Brian Buchanan, R OBP: 0.288, SLG: 0.345	(10, PH)											1	0	0	0	0	0	1								
Ricky Stone, R (10,1)												0	0	0	0	0	0	0								
Trevor Hoffman, R (11,1)	1-2 BB		3-H					1-2 2-3 BB				4	1	1	1	2	2	6								
Terrence Long, L OBP: 0.333, SLG: 0.413	(1,7) K				4-2 FC5-4	1B		0-0 G4-6-3																		
Rich Aurilia, R OBP: 0.313, SLG: 0.355	(1,5)		2-2 F7		0-2 FC5-4	1B		3-2 E6			0-2 1B	4	1	1	0	0	1	2								
Scott Linebrink, R (7,1)								1-H 3B				0	0	0	0	0	0	0								
Phil Nevin, R OBP: 0.381, SLG: 0.488	(8,3)				1-2r			G6-3 3 2B			1B	2	1	2	0	0	0	0								
Jay Payton, R OBP: 0.302, SLG: 0.324	(1,8) K		2-3 K		3-3 K			L8			SH3-4 1B	3	0	0	0	1	2	2								
Ramon Hernandez, R OBP: 0.336, SLG: 0.430	(1,2)		2-2 G6-3		1-2 1B			0-1 G6-3			P4	6	0	2	0	0	0	4								
Miguel Ojeda, R OBP: 0.303, SLG: 0.375	(11,2)							2-0 FC4-6				0	0	0	0	0	0	0								
44 Jake Peavy, R OBP: 0.250, SLG: 0.216	(1,1)		1-2 G5-3		0-2 G4-3			4-2 3 2B				2	0	0	0	0	0	2								
Dave Hansen, L OBP: 0.387, SLG: 0.384	(6, PH)											0	0	0	0	1	0	0								
Blaine Neal, L (6,1)												0	0	0	0	0	0	0								
Sean Burroughs, L OBP: 0.343, SLG: 0.360	(7,5)							1B				2	1	1	0	1	1	2								
Inning Stats	R: 0 E: 0 K: 1 S: 18	H: 0 LOB: 2 BB: 2 P: 29	R: 0 E: 0 K: 1 S: 9	H: 0 LOB: 0 BB: 0 P: 15	R: 0 E: 0 K: 1 S: 10	H: 1 LOB: 2 BB: 2 P: 19	R: 0 E: 0 K: 1 S: 14	H: 1 LOB: 2 BB: 1 P: 22	R: 0 E: 0 K: 0 S: 8	H: 1 LOB: 1 BB: 0 P: 13	R: 2 E: 1 K: 1 S: 21	H: 2 LOB: 2 BB: 2 P: 39	R: 1 E: 0 K: 2 S: 16	H: 2 LOB: 2 BB: 1 P: 31	R: 1 E: 0 K: 0 S: 11	H: 3 LOB: 2 BB: 1 P: 16	R: 0 E: 0 K: 0 S: 11	H: 1 LOB: 1 BB: 2 P: 21	R: 0 E: 0 K: 2 S: 12	H: 1 LOB: 1 BB: 0 P: 14	R: 1 E: 0 K: 1 S: 14	H: 3 LOB: 2 BB: 0 P: 16	1B: 11 2B: 4 3B: 1 HR: 0	SF: 0 SAC: 2 DP: 2 HBP: 0	WP: 1 PB: 0 SB: 0 CS: 0	PA: 56
PITCHER	IP 5.0	WLS 22	BF 7	H 2	R 2	ER 2	SO 1	BB 2	IBB 0	HBP 0	BLK 0	WP 0	HR 0	S 21	P 59	ERA 0.00	WHIP 1.600									
Matt Clement, R ERA: 3.16	(1,1)																									
Jon Leicester, R ERA: 2.45	(6,1)	1.0	B	7	2	2	2	1	2	0	0	0	0	0	21	39	18.00	4.000								
Kent Mercker, L ERA: 2.23	(7,1)	0.1		3	2	1	1	1	0	0	0	0	0	10	17	27.00	6.000									
Kyle Farnsworth, R ERA: 3.69	(7,1)	1.0	B	6	2	1	1	1	1	0	0	0	0	12	21	9.00	3.000									
Mike Remlinger, L ERA: 2.89	(8,1)	0.2	B	3	1	0	0	0	1	0	0	0	0	5	9	0.00	3.000									
PITCHER	IP 2.0	WLS 9	BF 6	H 2	R 3	ER 1	SO 1	BB 0	IBB 0	HBP 0	BLK 0	WP 0	HR 0	S 14	P 35	ERA 0.00	WHIP 1.000									
LaTroy Hawkins, R ERA: 2.67	(9,1)																									
46 Ryan Dempster, R ERA: 3.38	(11,1)	1.0	L	6	3	1	1	1	0	0	0	0	0	14	16	9.00	3.000									

San Diego Padres @ Chicago Cubs
Wrigley Field, Chicago, IL
Thu Aug 12 2004, 1:20 PM CDT
Alt. 39.054 - Overcast - 60 F

livebaseballscores.com

AB 44
R 5
H 15
RBI 4
BB 10
SO 9
LOB 33




Batter	1	2	3	4	5	6	7	8	9	10	11	AB	R	H	RBI	BB	SO	LOB	BOTTOM					
Corey Patterson, L OBP: 0.335, SLG: 0.452	(1,8) E	4-2 FC5-4			2-2 S		4-2 WP		1-3 K		0-1 F9	4	2	3	0	2	1	0						
Nomar Garciaparra, R OBP: 0.362, SLG: 0.513	(1,6) K	0-0 FC5-4			2-1 F8		3-2 HR		0-1 1B		1-0 F9	6	1	2	2	0	1	4						
Moises Alou, R OBP: 0.330, SLG: 0.521	(1,7) E5		2-1 G5-3		1-1 F9		0-1 FC6-4		1-0 P4		1-1 P6	6	0	1	0	0	0	4						
Sammy Sosa, R OBP: 0.342, SLG: 0.548	(1,9) K	0-3 K	1-3 K		1-2 K		1-3 K		1-3 K			5	0	0	0	0	4	4						
16 Aramis Ramirez, R OBP: 0.371, SLG: 0.579	(1,5) 1-0		2-2 G3				2-0 1B		0-3 K			2	0	1	1	0	0	0						
Ramon Martinez, R OBP: 0.312, SLG: 0.342	(5,5)											3	0	1	0	0	1	1						
25 Demek Lee, R OBP: 0.367, SLG: 0.554	(1,3) F8				3-1 L7		3-0 F9		0-0 L6			4	0	0	0	1	0	3						
Mark Grudzielanek, R OBP: 0.329, SLG: 0.387	(1,4)		0-1 SF9		2-1 G4-6-3		0-0 1B		2-2 S		G4-3 BB	5	1	4	0	0	0	1						
Michael Barrett, R OBP: 0.275, SLG: 0.477	(1,2)				1-2 G4-6-3		1-3 K		3-3 K			3	0	0	0	0	1	4						
Kyle Farnsworth, R (7,1)												0	0	0	0	0	0	0						
Mike Remlinger, L (8,1)												0	0	0	0	0	0	0						
Tom Goodwin, L (10, PH)												1	0	0	0	0	0	1						
LaTroy Hawkins, R OBP: 0.275, SLG: 0.507	(8,1)											0	0	0	0	0	0	0						
46 Ryan Dempster, R ERA: 3.38	(11,1)											0	0	0	0	0	0	0						
Matt Clement, R ERA: 2.14	(1,1)		0-0 SF9		0-0 G4-3				2-3 K		1-0 G3	1	0	0	1	0	0	0						
Jon Leicester, R (6,1)												0	0	0	0	0	0	0						
Kent Mercker, L (7,1)												0	0	0	0	0	0	0						
Paul Bako, L OBP: 0.267, SLG: 0.250	(7,2)		3-H									3	0	0	0	0	1	1						
Inning Stats	R: 1 E: 1 K: 2 S: 16	H: 2 LOB: 2 BB: 0 P: 25	R: 1 E: 0 K: 0 S: 9	H: 1 LOB: 1 BB: 1 P: 13	R: 0 E: 0 K: 1 S: 11	H: 0 LOB: 0 BB: 0 P: 16	R: 0 E: 0 K: 0 S: 7	H: 1 LOB: 0 BB: 0 P: 13	R: 0 E: 0 K: 2 S: 9	H: 2 LOB: 2 BB: 0 P: 16	R: 2 E: 0 K: 2 S: 19	H: 2 LOB: 1 BB: 1 P: 28	R: 0 E: 0 K: 1 S: 11	H: 1 LOB: 1 BB: 0 P: 17	R: 0 E: 0 K: 2 S: 9	H: 1 LOB: 1 BB: 0 P: 12	R: 0 E: 0 K: 0 S: 8	H: 0 LOB: 1 BB: 1 P: 19	R: 0 E: 0 K: 0 S: 6	H: 1 LOB: 1 BB: 0 P: 9	1B: 9 2B: 1 3B: 1 HR: 1	SF: 1 SAC: 0 DP: 1 HBP: 0	WP: 1 PB: 0 SB: 0 CS: 3	PA: 48
PITCHER	IP 5.0	WLS 21	BF 5	H 2	R 2	ER 1	SO 3	BB 1	IBB 0	HBP 0	BLK 0	WP 0	HR 0	S 51	P 80	ERA 1.80	WHIP 1.200							
44 Jake Peavy, R ERA: 2.14	(1,1)																							
Blaine Neal, R ERA: 1.73	(6,1)	1.0		5	2	0	0	2	0	0	0	0	0	9	16	0.00	2.000							
Scott Linebrink, R ERA: 2.02	(7,1)	1.0	B	6	2	2	2	2	1	0	0	1	1	19	28	18.00	3.000							
Akinori Otsuka, R ERA: 2.03	(8,1)	2.0		8	2	0	0	3	0	0	0	0	0	20	29	0.00	1.000							
Ricky Stone, R ERA: 4.56	(10,1)	1.0	W	4	0	0	0	0	1	0	0	0	0	8	19	0.00	1.000							

San Diego Padres @ Chicago Cubs
Wrigley Field, Chicago, IL
Thu Aug 12 2004, 1:20 PM CDT
Alt. 39.054 - Overcast - 60 F

livebaseballscores.com

AB 44
R 4
H 12
RBI 4
BB 3
SO 10
LOB 24



Batter	1	2	3	4	5	6	7	8	9	AB	R	H	RBI	BB	SO	LOB	TOP										
Cesar Izturis, S (1, 6) OBP: 0.337, SLG: 0.383	1-2 P6		2-3 K		0-3 K			1-1 G4-3 1B		4	0	1	0	0	2	1	Los Angeles Dodgers @ Chicago Cubs Wrigley Field, Chicago, IL Sat Aug 14, 2004, 12:20 PM CDT Att: 39,069 - Cloudy - 66 F										
Steve Finley, L (1, 8) OBP: 0.351, SLG: 0.505	1-2 FC5-4 1B		2-1 G3-1			1-2 G4-3		0-1 G4-3		4	0	1	0	0	0	2											
Milton Bradley, S (1, 9) OBP: 0.381, SLG: 0.452	3-2 K		0-0 G6-3			0-1 G6-4-3 1B		4-2 BB		3	0	1	0	1	1	1											
Adrian Beltré, R (1, 5) OBP: 0.369, SLG: 0.601	1-2 FC5-4			0-0 F9		0-0 G6-4-3		0-3 K		4	0	0	0	0	1	5											
Shawn Green, L (1, 3) OBP: 0.342, SLG: 0.432		4-2 FC4-6 BB		2-2 G3			0-1 L7		1-0 G6-3	3	0	0	0	1	0	0											
Jayson Werth, R (1, 7) OBP: 0.339, SLG: 0.520		2-3 K		3-2 G6-3			1-3 K		1-2 G5-3	4	0	0	0	0	2	1											
Alex Cora, L (1, 4) Olmedo Saenz, R (0, PH) OBP: 0.333, SLG: 0.446		2-1 FC4-6 2B		1-3 K			1-0 F7		1-2 1B	3	0	0	0	0	1	1											
David Ross, R (1, 2) OBP: 0.264, SLG: 0.339		1-1 1-3 2B		1-1 E5			0-1 B1-3		0-2 G1-3	4	0	1	0	0	0	1											
Kaz Ishii, L (1, 1) Jason Grabowski, L (0, PH) Giovanni Carrara, R (0, 1)		1-1 G5-3		0-0 B2			4-1 G4-3 1B BB			2	0	0	0	0	0	3											
Inning Stats	R: 0 E: 0 K: 1 S: 14	H: 1 LOB: 1 BB: 0 P: 20	R: 0 E: 0 K: 1 S: 14	H: 1 LOB: 2 BB: 1 P: 24	R: 0 E: 0 K: 1 S: 8	H: 0 LOB: 0 BB: 0 P: 12	R: 0 E: 0 K: 0 S: 8	H: 0 LOB: 0 BB: 0 P: 13	R: 0 E: 1 K: 2 S: 12	H: 0 LOB: 1 BB: 0 P: 14	R: 0 E: 0 K: 0 S: 6	H: 1 LOB: 0 BB: 0 P: 7	R: 0 E: 0 K: 1 S: 6	H: 0 LOB: 0 BB: 0 P: 8	R: 0 E: 0 K: 1 S: 14	H: 1 LOB: 3 BB: 2 P: 23	R: 0 E: 0 K: 0 S: 12	H: 1 LOB: 1 BB: 0 P: 15	1B: 4 2B: 1 3B: 0 HR: 0	SF: 0 SAC: 0 DP: 1 HBP: 0	WP: 0 PB: 0 SB: 0 CS: 0	PA: 35					
PITCHER	IP	WLS	BF	H	R	ER	SO	BB	IBB	HBP	BLK	WP	HR	S	P	ERA	WHIP										
34 Kerry Wood, R (1, 1) ERA: 2.91	8.0	W	31	4	0	0	7	3	0	0	0	0	0	82	121	0.00	0.875										
Mike Remlinger, L (0, 1) ERA: 2.75	1.0	S	4	1	0	0	0	0	0	0	0	0	0	12	15	0.00	1.000										

Batter	1	2	3	4	5	6	7	8	9	AB	R	H	RBI	BB	SO	LOB	BOTTOM										
Corey Patterson, L (1, 8) OBP: 0.335, SLG: 0.452	0-3 K		1-0 F8		0-0 CS 1B			1-0 SH1 2B		4	0	2	1	0	1	0	Los Angeles Dodgers @ Chicago Cubs Wrigley Field, Chicago, IL Sat Aug 14, 2004, 12:20 PM CDT Att: 39,069 - Cloudy - 66 F										
Mark Czudzielanek, R (1, 4) OBP: 0.320, SLG: 0.375	0-0 F9		1-1 F8		0-0 CS 1-2		1-0 BB 1B		0-0 SH1	3	0	1	0	0	0	0											
Nomar Garciaparra, R (1, 6) OBP: 0.353, SLG: 0.496	0-2 1B		2-2 G3			1-2 F7		1-0 P3		4	0	1	0	0	0	2											
Sammy Sosa, R (1, 9) OBP: 0.342, SLG: 0.542	1-1 1-2 1B			0-1 F7		2-3 K		2-1 F8		4	0	1	0	0	1	2											
Moises Alou, R (1, 7) OBP: 0.332, SLG: 0.518	0-2 F8			1-1 G6-3		4-1 25 FC6-4 BB		1-2 BB		2	0	0	0	1	0	2											
25 Derek Lee, R (1, 3) OBP: 0.383, SLG: 0.547		2-1 G5-3		3-1 F8		0-0 FC6-4		0-0 1-2		3	0	0	0	0	0	2											
Michael Barrett, R (1, 2) OBP: 0.335, SLG: 0.479		0-1 G4-3			3-2 1B 3B		1-3 K			3	1	1	0	0	1	0											
Ramon Martinez, R (1, 5) OBP: 0.315, SLG: 0.342		2-2 F7			0-0 P4		0-2 F8			3	0	0	0	0	0	1											
34 Kerry Wood, R (1, 1) Mike Remlinger, L (0, 1)			0-0 HR		3-2 P4		1-2 G5-3			3	1	1	1	0	0	1											
Inning Stats	R: 0 E: 0 K: 1 S: 12	H: 2 LOB: 2 BB: 0 P: 13	R: 0 E: 0 K: 0 S: 8	H: 0 LOB: 0 BB: 0 P: 12	R: 1 E: 0 K: 0 S: 7	H: 1 LOB: 0 BB: 0 P: 11	R: 0 E: 0 K: 0 S: 6	H: 0 LOB: 0 BB: 0 P: 10	R: 1 E: 0 K: 0 S: 9	H: 2 LOB: 0 BB: 0 P: 15	R: 0 E: 0 K: 1 S: 9	H: 1 LOB: 1 BB: 1 P: 17	R: 0 E: 0 K: 1 S: 12	H: 0 LOB: 0 BB: 0 P: 14	R: 0 E: 0 K: 0 S: 5	H: 1 LOB: 1 BB: 0 P: 9	R: 0 E: 0 K: 0 S: 12	H: 1 LOB: 1 BB: 0 P: 9	1B: 4 2B: 1 3B: 1 HR: 1	SF: 0 SAC: 1 DP: 0 HBP: 0	WP: 0 PB: 0 SB: 0 CS: 1	PA: 32					
PITCHER	IP	WLS	BF	H	R	ER	SO	BB	IBB	HBP	BLK	WP	HR	S	P	ERA	WHIP										
Kaz Ishii, L (1, 1) ERA: 4.64	7.0	L	27	6	2	2	3	1	0	0	0	0	0	63	92	2.57	1.000										
Giovanni Carrara, R (0, 1) ERA: 1.03	1.0		4	1	0	0	0	0	0	0	0	0	0	5	9	0.00	1.000										



Batter	1	2	3	4	5	6	7	8	9	AB	R	H	RBI	BB	SO	LOB	TOP			
Tom Goodwin, L (1, 8) OBP: 0.273, SLG: 0.313	E9 25 1B	25 HR		G4-3		25 1B			25 S	3	3	2	0	2	0	0	Chicago Cubs @ Milwaukee Brewers Miller Park, Milwaukee, WI Thu Aug 19 2004, 1:05 PM CDT Att: 42,406 - Cloudy - 64 F			
25 Derrek Lee, R (1, 3) OBP: 0.360, SLG: 0.550	1B	1-H 2-H		K		G6-4-3			E5 WP FC5-2	5	1	3	4	0	1	0				
Nomar Garciaparra, R (1, 6) OBP: 0.360, SLG: 0.595	K	K				G6-4-3			G5-3	5	1	1	0	0	2	4				
Moises Alou, R (1, 7) OBP: 0.333, SLG: 0.511	1B			G6-3		16 HR			FC5-2 16 WP 2-5	3	1	1	0	2	0	0				
Sammy Sosa, R (1, 9) OBP: 0.339, SLG: 0.544	1-2			HR		K			FC5-2	4	1	2	1	1	1	4				
16 Aramis Ramirez, R (1, 5) OBP: 0.363, SLG: 0.571	K			F7		HR			2-5	4	1	1	3	0	1	3				
Mark Grudzielanek, R (1, 4) OBP: 0.331, SLG: 0.361		SH1-4 25 HR		1B		L7			F8	3	1	1	0	1	0	0				
Paul Bako, L (1, 2) OBP: 0.250, SLG: 0.232		K		K		G5-3			G5-3	4	0	0	0	0	2	2				
Greg Maddux, R (1, 1) OBP: 0.140, SLG: 0.122		SH1-4		G6-3		L9			F7	2	0	0	0	0	0	0				
Jose Macias, S (8, PH) OBP: 0.283, SLG: 0.361										1	0	0	0	0	0	0				
Mike Remlinger, L (8, 1)										0	0	0	0	0	0	0				
LaTroy Hawkins, R (9, 1)										0	0	0	0	0	0	0				
Inning Stats	R: 1 E: 1 K: 2 S: 14	H: 3 LOB: 2 BB: 1 P: 23	R: 3 E: 0 K: 2 S: 10	H: 1 LOB: 0 BB: 2 P: 23	R: 1 E: 0 K: 1 S: 11	H: 2 LOB: 1 BB: 0 P: 19	R: 0 E: 0 K: 1 S: 11	H: 0 LOB: 0 BB: 0 P: 17	R: 3 E: 0 K: 1 S: 14	H: 2 LOB: 1 BB: 0 P: 25	R: 0 E: 0 K: 0 S: 8	H: 1 LOB: 0 BB: 0 P: 11	R: 0 E: 0 K: 0 S: 6	H: 0 LOB: 0 BB: 0 P: 10	R: 1 E: 1 K: 0 S: 13	H: 0 LOB: 2 BB: 2 P: 26	1B: 7 2B: 1 3B: 0 HR: 3	SF: 0 SAC: 1 DP: 2 HBP: 0	WP: 1 PB: 0 SB: 1 CS: 0	PA: 41
PITCHER	IP WLS BF H R ER SO BB IBB HBP BLK WP HR S P ERA WHIP	IP WLS BF H R ER SO BB IBB HBP BLK WP HR S P ERA WHIP	IP WLS BF H R ER SO BB IBB HBP BLK WP HR S P ERA WHIP	IP WLS BF H R ER SO BB IBB HBP BLK WP HR S P ERA WHIP	IP WLS BF H R ER SO BB IBB HBP BLK WP HR S P ERA WHIP	IP WLS BF H R ER SO BB IBB HBP BLK WP HR S P ERA WHIP	IP WLS BF H R ER SO BB IBB HBP BLK WP HR S P ERA WHIP	IP WLS BF H R ER SO BB IBB HBP BLK WP HR S P ERA WHIP	IP WLS BF H R ER SO BB IBB HBP BLK WP HR S P ERA WHIP	IP WLS BF H R ER SO BB IBB HBP BLK WP HR S P ERA WHIP	IP WLS BF H R ER SO BB IBB HBP BLK WP HR S P ERA WHIP	IP WLS BF H R ER SO BB IBB HBP BLK WP HR S P ERA WHIP	IP WLS BF H R ER SO BB IBB HBP BLK WP HR S P ERA WHIP	IP WLS BF H R ER SO BB IBB HBP BLK WP HR S P ERA WHIP	IP WLS BF H R ER SO BB IBB HBP BLK WP HR S P ERA WHIP	IP WLS BF H R ER SO BB IBB HBP BLK WP HR S P ERA WHIP	ERA WHIP	ERA WHIP		

AB	34
R	9
H	11
RBI	8
BB	6
SO	7
LOB	13



Batter	1	2	3	4	5	6	7	8	9	AB	R	H	RBI	BB	SO	LOB	BOTTOM					
Scott Podsednik, L (1, 8) OBP: 0.319, SLG: 0.379	E1 2 S 2 1B	K			K				K	4	1	0	0	0	3	0	Chicago Cubs @ Milwaukee Brewers Miller Park, Milwaukee, WI Thu Aug 19 2004, 1:05 PM CDT Att: 42,406 - Cloudy - 64 F					
2 Bill Hall, R (1, 4) OBP: 0.288, SLG: 0.410	1B 1-H	L5			G4-3				E4 2B SF8	4	2	1	1	0	0	0						
Lyle Overbay, L (1, 3) OBP: 0.399, SLG: 0.508	1B 1-3				F7				SF8	4	2	3	0	0	0	0						
Russell Branyan, L (1, 5) OBP: 0.373, SLG: 0.822	K				2B				SF8	3	0	1	2	0	2	2						
Geoff Jenkins, L (1, 7) OBP: 0.311, SLG: 0.440	HR 1-H 3-H				K				K	4	1	2	3	0	2	1						
Brady Clark, R (1, 9) OBP: 0.371, SLG: 0.364	P6				L4				F9	4	0	0	0	0	0	1						
Craig Counsell, L (1, 6) OBP: 0.352, SLG: 0.337	BB				K				F8	3	0	0	0	1	1	0						
Chad Moeller, R (1, 2) OBP: 0.271, SLG: 0.309	F9				K				G4-3	3	0	0	0	0	1	1						
Chris Magruder, S (9, PH) OBP: 0.371, SLG: 0.393					K					0	0	0	0	0	0	0						
39 Chris Capuano, L (1, 1) OBP: 0.267, SLG: 0.267										2	0	0	0	0	0	0						
Jeff Bennett, R (5, 1)										0	0	0	0	0	0	0						
Trent Durrington, R (7, PH) OBP: 0.267, SLG: 0.431										1	0	0	0	0	0	0						
Mike Remlinger, L (8, 1)										0	0	0	0	0	0	0						
Mike Adams, R (9, 1)										0	0	0	0	0	0	0						
Ben Griewe, L (9, PH) OBP: 0.364, SLG: 0.409										1	0	0	0	0	0	1						
Inning Stats	R: 4 E: 1 K: 1 S: 15	H: 3 LOB: 1 BB: 1 P: 22	R: 0 E: 0 K: 1 S: 8	H: 0 LOB: 0 BB: 0 P: 11	R: 1 E: 0 K: 1 S: 12	H: 2 LOB: 0 BB: 0 P: 20	R: 0 E: 0 K: 2 S: 9	H: 0 LOB: 0 BB: 0 P: 12	R: 0 E: 0 K: 1 S: 10	H: 0 LOB: 0 BB: 0 P: 14	R: 0 E: 0 K: 1 S: 6	H: 1 LOB: 0 BB: 0 P: 8	R: 0 E: 0 K: 0 S: 6	H: 0 LOB: 0 BB: 0 P: 9	R: 1 E: 1 K: 2 S: 11	H: 1 LOB: 1 BB: 0 P: 17	R: 0 E: 0 K: 0 S: 8	H: 0 LOB: 1 BB: 0 P: 12	1B: 4 2B: 2 3B: 0 HR: 1	SF: 1 SAC: 0 DP: 1 HBP: 1	WP: 0 PB: 0 SB: 1 CS: 0	PA: 36
PITCHER	IP WLS BF H R ER SO BB IBB HBP BLK WP HR S P ERA WHIP	IP WLS BF H R ER SO BB IBB HBP BLK WP HR S P ERA WHIP	IP WLS BF H R ER SO BB IBB HBP BLK WP HR S P ERA WHIP	IP WLS BF H R ER SO BB IBB HBP BLK WP HR S P ERA WHIP	IP WLS BF H R ER SO BB IBB HBP BLK WP HR S P ERA WHIP	IP WLS BF H R ER SO BB IBB HBP BLK WP HR S P ERA WHIP	IP WLS BF H R ER SO BB IBB HBP BLK WP HR S P ERA WHIP	IP WLS BF H R ER SO BB IBB HBP BLK WP HR S P ERA WHIP	IP WLS BF H R ER SO BB IBB HBP BLK WP HR S P ERA WHIP	IP WLS BF H R ER SO BB IBB HBP BLK WP HR S P ERA WHIP	IP WLS BF H R ER SO BB IBB HBP BLK WP HR S P ERA WHIP	IP WLS BF H R ER SO BB IBB HBP BLK WP HR S P ERA WHIP	IP WLS BF H R ER SO BB IBB HBP BLK WP HR S P ERA WHIP	IP WLS BF H R ER SO BB IBB HBP BLK WP HR S P ERA WHIP	IP WLS BF H R ER SO BB IBB HBP BLK WP HR S P ERA WHIP	IP WLS BF H R ER SO BB IBB HBP BLK WP HR S P ERA WHIP	ERA WHIP	ERA WHIP				

AB	33
R	6
H	7
RBI	6
BB	1
SO	9
LOB	6



Batter	1	2	3	4	5	6	7	8	9	AB	R	H	RBI	BB	SO	LOB	TOP				
Corey Patterson, L OBP: 0.334, SLG: 0.467 (1, 8)	F8	P2		P2		1-H HR		F8		5	1	1	2	0	0	2					
25 Derek Lee, R OBP: 0.382, SLG: 0.552 Ramon Martinez, R OBP: 0.317, SLG: 0.353 (1, 3) (8, 6)	K		HR	G6-3				FC5-4 HBP BB		4	1	2	0	1	1	1					
Nomar Garciaparra, R OBP: 0.399, SLG: 0.530 46 Ryan Dempster, R Kyle Farnsworth, R (1, 6) (8, 1) (9, 1)	HR		HR		G6-3			FC5-4 HBP		3	2	2	2	1	0	0					
Moises Alou, R OBP: 0.331, SLG: 0.514 (1, 7)	HR		G6-3		G6-3		F8	FC5-4 HBP		5	1	1	2	0	0	4					
Sammy Sosa, R OBP: 0.338, SLG: 0.548 (1, 9)	HR		G6-3		K		G5-3	G5-3		5	1	1	1	0	1	2					
16 Aramis Ramirez, R OBP: 0.360, SLG: 0.565 Jose Macias, S OBP: 0.362, SLG: 0.378 (1, 5) (8, 5)	F9		F7			F8	G4-3		G3-1	4	0	0	0	0	0	0					
Mark Grudzielanek, R OBP: 0.345, SLG: 0.431 (1, 4)		SH3-4 1B		HR		HR	1B		G4-3	5	2	4	2	0	0	0					
Michael Barrett, R OBP: 0.339, SLG: 0.489 (1, 2)		P3		SH1-4 1B		HR	BB	1B	G4-3	4	1	2	0	1	0	1					
Glendon Rusch, L OBP: 0.129, SLG: 0.258 Todd Walker, L OBP: 0.362, SLG: 0.495 (1, 1) (8, 3)		SH3-4		SH1-4		K	FC4-6			2	0	0	0	0	1	3					
Inning Stats	R: 3 E: 0 K: 1 S: 12	H: 3 LOB: 0 BB: 0 P: 18	R: 0 E: 0 K: 0 S: 8	H: 1 LOB: 1 BB: 0 P: 11	R: 2 E: 0 K: 0 S: 10	H: 2 LOB: 0 BB: 0 P: 16	R: 1 E: 0 K: 0 S: 10	H: 2 LOB: 1 BB: 0 P: 17	R: 0 E: 0 K: 1 S: 6	H: 0 LOB: 0 BB: 0 P: 9	R: 3 E: 0 K: 1 S: 25	H: 3 LOB: 2 BB: 2 P: 38	R: 0 E: 0 K: 0 S: 13	H: 2 LOB: 2 BB: 0 P: 17	R: 0 E: 0 K: 0 S: 13	H: 0 LOB: 2 BB: 1 P: 20	R: 0 E: 0 K: 0 S: 7	H: 0 LOB: 0 BB: 0 P: 13	1B: 6 2B: 1 3B: 0 HR: 6	SF: 0 SAC: 2 DP: 0 HBP: 1	WP: 0 PA: 44 PB: 0 SB: 0 CS: 0
PITCHER	IP	WLS	BF	H	R	ER	SO	BB	IBB	HBP	BLK	WP	HR	S	P	ERA	WHIP				
Pete Munro, R ERA: 4.79 (1, 1)	4.0	L	20	8	6	6	1	0	0	0	0	0	4	40	62	13.50	2.000				
Chad Harville, R ERA: 6.05 (5, 1)	2.0		11	3	3	3	2	2	0	0	0	0	2	31	47	13.50	2.500				
Kirk Bullinger, R ERA: 4.56 (7, 1)	1.0		5	2	0	0	0	0	0	0	0	0	0	13	17	0.00	2.000				
Chad Qualls, R ERA: 7.56 (8, 1)	2.0		8	0	0	0	0	1	0	1	0	0	0	20	33	0.00	0.500				

Chicago Cubs @ Houston Astros
Minute Maid Park, Houston, TX
Fri Aug 20 2004, 7:05 PM CDT
Att: 41,071 - Dome - 74 F

AB	38
R	9
H	13
RBI	9
BB	3
SO	3
LOB	13





Batter	1	2	3	4	5	6	7	8	9	AB	R	H	RBI	BB	SO	LOB	BOTTOM				
Craig Biggio, R OBP: 0.350, SLG: 0.467 (1, 7)	2B BB	L5			L8		P2		P6	4	1	0	0	1	0	0					
Carlos Beltrán, S OBP: 0.381, SLG: 0.544 (1, 8)	2B		F8		F7			5 WP 17 DI BB		3	1	1	0	1	0	0					
17 Lance Berkman, S OBP: 0.459, SLG: 0.542 (1, 9)	G1-3			5 CS 1B	G5-3			5 WP BB		3	0	1	0	1	0	2					
Jeff Kent, R OBP: 0.333, SLG: 0.478 (1, 4)	K		K			F8		P5		4	0	0	0	0	2	5					
5 Jeff Bagwell, R OBP: 0.370, SLG: 0.440 (1, 3)	2B BB		CS	P3		2B		K		3	0	1	0	1	1	2					
Morgan Ensberg, R OBP: 0.330, SLG: 0.398 (1, 5)	2B			1B		L8		BB		3	0	2	2	1	0	1					
Jose Vizcaino, S OBP: 0.315, SLG: 0.369 (1, 6)	G5-3			16 FC4-6 1B		G6-3		K		4	0	1	0	0	1	6					
Brad Ausmus, R OBP: 0.297, SLG: 0.322 (1, 2)		G4-3			F8		F8		F8	4	0	0	0	0	2						
Pete Munro, R OBP: 0.182, SLG: 0.100 16 Jason Lunde, R OBP: 0.310, SLG: 0.391 Chad Harville, R Kirk Bullinger, R 4 Eric Bruntlett, R 46 Ryan Dempster, R Chad Qualls, R Mike Lamb, L OBP: 0.356, SLG: 0.506 (1, 1) (4, PH) (5, 1) (7, 1) (8, 1) (9, PH)		G4-3			FC4-6		G4-3		F9	1	0	0	0	0	0	0					
Inning Stats	R: 2 E: 0 K: 1 S: 12	H: 2 LOB: 2 BB: 2 P: 24	R: 0 E: 0 K: 0 S: 5	H: 0 LOB: 0 BB: 0 P: 7	R: 0 E: 0 K: 1 S: 7	H: 1 LOB: 0 BB: 0 P: 11	R: 0 E: 0 K: 0 S: 13	H: 2 LOB: 2 BB: 0 P: 20	R: 0 E: 0 K: 0 S: 7	H: 0 LOB: 0 BB: 0 P: 14	R: 0 E: 0 K: 0 S: 11	H: 1 LOB: 1 BB: 0 P: 17	R: 0 E: 0 K: 0 S: 6	H: 0 LOB: 0 BB: 0 P: 11	R: 0 E: 0 K: 2 S: 17	H: 0 LOB: 3 BB: 3 P: 34	R: 0 E: 0 K: 0 S: 6	H: 0 LOB: 0 BB: 0 P: 9	1B: 3 2B: 3 3B: 0 HR: 0	SF: 0 SAC: 0 DP: 0 HBP: 0	WP: 1 PA: 38 PB: 0 SB: 0 CS: 1
PITCHER	IP	WLS	BF	H	R	ER	SO	BB	IBB	HBP	BLK	WP	HR	S	P	ERA	WHIP				
Glendon Rusch, L ERA: 3.94 (1, 1)	7.0	W	28	6	2	2	2	2	0	0	0	0	0	61	104	2.57	1.143				
46 Ryan Dempster, R ERA: 1.8 (8, 1)	1.0		6	0	0	0	2	3	0	0	0	1	0	17	34	0.00	3.000				
Kyle Farnsworth, R ERA: 4.25 (9, 1)	1.0		3	0	0	0	0	0	0	0	0	0	0	6	9	0.00	0.000				

Chicago Cubs @ Houston Astros
Minute Maid Park, Houston, TX
Fri Aug 20 2004, 7:05 PM CDT
Att: 41,071 - Dome - 74 F

AB	32
R	2
H	6
RBI	2
BB	5
SO	4
LOB	20




Batter	1	2	3	4	5	6	7	8	9	AB	R	H	RBI	BB	SO	LOB	TOP				
Cory Patterson, L (1, 8) OBP: 0.337, SLG: 0.471	1-0 FC5 1B		1-3 K		0-1 2B			0-2 1B	0-3 K	5	1	3	0	0	2	1	Chicago Cubs @ Houston Astros Minute Maid Park, Houston, TX Sat Aug 21 2004, 6:05 PM CDT Att: 42,451 - Dome - 72 F AB 32 R 3 H 8 RBI 3 BB 4 SO 7 LOB 14 				
Mark Crutzielnek, R (1, 4) OBP: 0.363, SLG: 0.423	2-0 F9		4-1 BB		1-1 F8			1-2 P4		3	0	0	0	1	0	3					
25 Derrek Lee, R (1, 3) OBP: 0.361, SLG: 0.548	1-2 F8		2-0 FC6-4			2-2 G6-3		4-1 1B	1-2 BB	3	0	0	0	1	0	2					
Moises Alou, R (1, 7) OBP: 0.333, SLG: 0.513	1-2 FC5			1-0 F8		4-1 BB		2-1 BB	1-2 1B	3	0	1	1	1	0	1					
Sammy Sosa, R (1, 9) OBP: 0.334, SLG: 0.542		0-2 G6-3		2-3 K		2-1 G6-4-3		0-3 K		4	0	0	0	0	2	3					
16 Aramis Ramirez, R (1, 5) OBP: 0.363, SLG: 0.566		0-0 P3		4-1 BB			2-2 G5-4-3		1-1 3B	3	0	2	0	1	0	0					
Jose Macias, S (9, PR) OBP: 0.281, SLG: 0.378										0	1	0	0	0	0	0					
Michael Barrett, R (1, 2) OBP: 0.340, SLG: 0.494		3-1 1B		2-1 F8		2-2 G5-4-3		3-1 SF7	1-1 3B	4	1	2	1	0	0	2					
Ramon Martinez, R (1, 6) OBP: 0.312, SLG: 0.349		2-2 G6-3		2-0 F8		1-1 F8		2-2 SF7	3-1 3B	3	0	0	1	0	0	1					
22 Mark Prior, R (1, 1) OBP: 0.190, SLG: 0.150			1-3 K		0-3 K			1-2 G3	1-3 K	2	0	0	0	0	2	0					
Tom Goodwin, L (8, PH) OBP: 0.270, SLG: 0.309										1	0	0	0	0	0	0					
Mike Remlinger, L (8, 1)										0	0	0	0	0	0	0					
Todd Walker, L (9, PH) OBP: 0.361, SLG: 0.493										1	0	0	0	0	1	1					
LaTroy Hawkins, R (9, 1)										0	0	0	0	0	0	0					
Inning Stats	R: 0 E: 0 K: 0 S: 8	H: 1 LOB: 1 BB: 0 P: 13	R: 0 E: 0 K: 0 S: 9	H: 1 LOB: 1 BB: 0 P: 14	R: 0 E: 0 K: 2 S: 8	H: 0 LOB: 1 BB: 1 P: 16	R: 0 E: 0 K: 1 S: 8	H: 0 LOB: 1 BB: 1 P: 17	R: 0 E: 0 K: 1 S: 6	H: 1 LOB: 0 BB: 1 P: 14	R: 0 E: 0 K: 0 S: 9	H: 1 LOB: 0 BB: 0 P: 14	R: 1 E: 0 K: 1 S: 18	H: 2 LOB: 2 BB: 1 P: 25	R: 2 E: 0 K: 2 S: 15	H: 2 LOB: 1 BB: 0 P: 22	1B: 6 2B: 1 3B: 1 HR: 0	SF: 1 SAC: 0 DP: 2 HBP: 0	WP: 0 PB: 0 SB: 2 CS: 0	PA: 37	
PITCHER	IP	WLS	BF	H	R	ER	SO	BB	IBB	HBP	BLK	WP	HR	S	P	ERA	WHIP				
41 Brandon Backe, R (1, 1) ERA: 4.03	7.0		26	4	0	0	4	3	0	0	0	0	0	56	99	0.00	1.000				
Dan Miceli, R (8, 1) ERA: 4.03	0.2	H	4	1	1	1	0	1	0	0	0	0	0	13	18	13.50	3.000				
54 Brad Lidge, R (8, 1) ERA: 2.13	1.1	W	7	3	2	2	3	0	0	0	0	0	0	20	29	13.50	2.250				

Batter	1	2	3	4	5	6	7	8	9	AB	R	H	RBI	BB	SO	LOB	BOTTOM				
Craig Biggio, R (1, 7) OBP: 0.347, SLG: 0.463	0-3 K		1-0 F9		0-0 F9				2-0 1B	4	0	0	0	0	1	3	Chicago Cubs @ Houston Astros Minute Maid Park, Houston, TX Sat Aug 21 2004, 6:05 PM CDT Att: 42,451 - Dome - 72 F AB 29 R 4 H 7 RBI 4 BB 6 SO 7 LOB 13 				
16 Jason Lane, R (8, 7) OBP: 0.315, SLG: 0.396							1-1 P2		1-2 3B	1	0	1	1	0	0	0					
Carlos Beltran, S (1, 8) OBP: 0.360, SLG: 0.541	2-3 K		4-2 BB		3-2 G3			1-0 F8		3	0	0	0	1	1	0					
5 Jeff Bagwell, R (1, 3) OBP: 0.369, SLG: 0.440	1-3 K		1-0 F9		0-0 BB			0-1 F9		4	0	1	0	0	1	1					
17 Lance Berkman, S (1, 9) OBP: 0.457, SLG: 0.538		3-1 F8		4-2 BB		0-2 F8-4-5		3-3 K		3	0	0	0	1	1	1					
Jeff Kent, R (1, 4) OBP: 0.336, SLG: 0.479		4-2 BB		1-1 F9		0-0 1B		1-1 SH	1-1 1B	3	1	2	0	1	0	2					
4 Eric Bruntlett, R (9, PR) OBP: 0.371, SLG: 0.500		4-2 BB		2-3 BB		0-0 1B		0-1 SH	1-1 1B	0	1	0	0	0	0	0					
Morgan Ensberg, R (1, 5) OBP: 0.327, SLG: 0.395		1-0 G4-3		1-3 K		2-2 G5-4-3		0-1 SH	1-3 1B	3	1	0	0	0	1	4					
Jose Vizcaino, S (1, 6) OBP: 0.318, SLG: 0.368		4-0 BB		0-0 L4		0-3 K2-3		2-1 1B	2-3 1B	3	1	1	1	1	1	0					
Brad Ausmus, R (1, 2) OBP: 0.299, SLG: 0.322		4-2 BB		2-1 1B			2-3 K		4-0 G4-3	3	0	1	0	1	1	2					
41 Brandon Backe, R (1, 1) OBP: 0.333, SLG: 0.333		1-1 BB		0-0 SH3-4			1-1 L7		4-0 1B	1	0	1	2	0	0	0					
Oriando Palmeiro, L (7, PH) OBP: 0.333, SLG: 0.346										1	0	0	0	0	0	0					
Dan Miceli, R (8, 1) OBP: 0.500, SLG: 0.500										0	0	0	0	0	0	0					
54 Brad Lidge, R (8, 1)										0	0	0	0	0	0	0					
Mike Lamb, L (9, PH) OBP: 0.350, SLG: 0.506		1-3 2H		1-2 1B						0	0	0	0	1	0	0					
Inning Stats	R: 0 E: 0 K: 3 S: 11	H: 0 LOB: 0 BB: 0 P: 14	R: 2 E: 0 K: 0 S: 11	H: 1 LOB: 2 BB: 3 P: 29	R: 0 E: 0 K: 1 S: 12	H: 0 LOB: 2 BB: 2 P: 23	R: 0 E: 0 K: 0 S: 5	H: 1 LOB: 1 BB: 0 P: 7	R: 0 E: 0 K: 1 S: 7	H: 1 LOB: 0 BB: 0 P: 9	R: 0 E: 0 K: 1 S: 7	H: 0 LOB: 0 BB: 0 P: 11	R: 0 E: 0 K: 1 S: 7	H: 0 LOB: 0 BB: 0 P: 11	R: 2 E: 1 K: 0 S: 11	H: 3 LOB: 3 BB: 1 P: 21	1B: 6 2B: 2 3B: 0 HR: 0	SF: 0 SAC: 2 DP: 2 HBP: 0	WP: 0 PB: 0 SB: 1 CS: 0	PA: 37	
PITCHER	IP	WLS	BF	H	R	ER	SO	BB	IBB	HBP	BLK	WP	HR	S	P	ERA	WHIP				
22 Mark Prior, R (1, 1) ERA: 4.73	7.0		28	4	2	2	6	4	1	0	0	0	0	61	104	2.57	1.143				
Mike Remlinger, L (8, 1) ERA: 3.04	1.0		3	0	0	0	1	0	0	0	0	0	0	7	11	0.00	0.000				
LaTroy Hawkins, R (9, 1) ERA: 2.71	0.1	L	6	3	2	1	0	0	1	0	0	0	0	11	21	27.00	9.000				

Batter	1	2	3	4	5	6	7	8	9	AB	R	H	RBI	BB	SO	LOB	TOP											
Corey Patterson, L (1.8) OBP: 0.339, SLG: 0.472	P5		FC2-6 25 S 2B	2-1 1B	0-0 1B		1-1 1B			5	2	3	1	0	0	1	Chicago Cubs @ Houston Astros Minute Maid Park, Houston, TX Sun Aug 22 2004, 1:05 PM CDT Att: 41,186 - Dome - 72 F livebaseballscores.com											
25 Derek Lee, R (1.3) OBP: 0.381, SLG: 0.546	FC4-6 1B		K	F8	K		1-2 1B			5	0	2	0	0	2	3												
Todd Walker, L (1.4) OBP: 0.362, SLG: 0.495	FC4-6 1B		E	1B		G3	L9			5	1	2	2	0	0	3												
Moises Alou, R (1.7) OBP: 0.335, SLG: 0.519			16 HR BB		G6-3	HR		G6-3		3	2	1	1	2	0	0												
Kent Mercker, L (8.1)										0	0	0	0	0	0	0												
Kyle Farnsworth, R (9.1)	BB									0	0	0	0	0	0	0												
Sammy Sosa, R (1.9) OBP: 0.335, SLG: 0.540	K		E5 16 HR		2B	1B		G5-3		5	2	2	0	0	1	3												
16 Aramis Ramirez, R (1.5) OBP: 0.363, SLG: 0.570		F9	HR		2B	1B		P3		4	2	1	3	1	0	1												
Michael Barrett, R (1.2) Paul Bako, L (6.2) OBP: 0.248, SLG: 0.230	CS 1B		HBP		2B			K		3	1	2	1	0	0	1												
Ramon Martinez, R (1.6) OBP: 0.310, SLG: 0.350	K		G1-3		1B			G5-3		5	1	1	2	0	1	2												
34 Kerry Wood, R (1.1) OBP: 0.200, SLG: 0.250					G5-3			K		2	0	0	0	1	0	1												
Jon Leicester, R (5.1)					G6-3					1	0	0	0	0	0	0												
Tom Goodwin, L (6.7) OBP: 0.267, SLG: 0.305			FC2-6 BB					K		1	0	0	0	0	1	0												
Inning Stats	R: 0 E: 0 K: 1 S: 9	H: 1 LOB: 2 P: 14	R: 0 E: 0 K: 1 S: 10	H: 1 LOB: 0 BB: 0 P: 13	R: 5 E: 1 K: 1 S: 19	H: 2 LOB: 1 BB: 2 P: 36	R: 1 E: 0 K: 0 S: 12	H: 2 LOB: 1 BB: 0 P: 21	R: 4 E: 0 K: 1 S: 16	H: 4 LOB: 1 BB: 1 P: 26	R: 1 E: 0 K: 0 S: 12	H: 2 LOB: 2 BB: 0 P: 20	R: 0 E: 0 K: 0 S: 8	H: 0 LOB: 0 BB: 0 P: 13	R: 0 E: 0 K: 2 S: 6	H: 0 LOB: 0 BB: 0 P: 11	R: 0 E: 0 K: 2 S: 7	H: 0 LOB: 0 BB: 0 P: 11	1B: 9 2B: 3 3B: 0 HR: 2	SF: 0 SAC: 0 DP: 0 HBP: 1	WP: 0 PB: 0 SB: 2 CS: 1	PA: 45						
PITCHER	IP	WLS	BF	H	R	ER	SO	BB	IBB	HBP	BLK	WP	HR	S	P	ERA	WHIP											
44 Roy Oswalt, R (1.1) ERA: 3.44	2.2	L	16	4	5	1	3	3	0	1	0	0	1	35	57	3.38	2.625											
Kirk Bullinger, R (3.1)	2.0		11	5	5	5	0	1	0	0	0	0	0	27	47	22.50	3.000											
Mike Gallo, L (5.1) ERA: 5.96	1.1		7	3	1	1	1	0	0	0	0	0	0	1	16	26	6.75	2.250										
Chad Qualls, R (7.1) ERA: 6.1	2.0		8	2	0	0	0	0	0	0	0	0	0	14	24	0.00	1.000											
Chad Harville, R (9.1) ERA: 5.91	1.0		3	0	0	0	2	0	0	0	0	0	0	7	11	0.00	0.000											

Batter	1	2	3	4	5	6	7	8	9	AB	R	H	RBI	BB	SO	LOB	BOTTOM										
Jose Vizcaino, S (1.6) OBP: 0.328, SLG: 0.378	FC4 1B		FC6-4 HBP 1B	FC5-4 1B		FC6-4 1B		K		5	0	4	1	0	1	0	Chicago Cubs @ Houston Astros Minute Maid Park, Houston, TX Sun Aug 22 2004, 1:05 PM CDT Att: 41,186 - Dome - 72 F livebaseballscores.com										
Carlos Beltrán, S (1.8) OBP: 0.358, SLG: 0.536	FC4 1B		FC6-4 HBP 1B	FC5-4 1B		FC6-4 1B		K		4	0	0	0	0	1	4											
5 Jeff Bagwell, R (1.3) OBP: 0.368, SLG: 0.437	F9		FC6-4 17 BB		G4-3			HR		3	0	0	0	1	0	4											
4 Eric Bruntlett, R (9.6) OBP: 0.389, SLG: 0.621			FC6-4 17 BB		FC4-6 BB			HR		1	1	1	1	0	0	0											
17 Lance Berkman, S (1.9) OBP: 0.459, SLG: 0.537	K		FC4-6 HBP 1B		FC4-6 HBP 1B			1B		4	1	2	0	1	1	2											
Jeff Kent, R (1.4) OBP: 0.335, SLG: 0.474			K		BB			1B		4	1	0	0	0	3	4											
Mike Lamb, L (1.5) OBP: 0.396, SLG: 0.523			K		HBP			K		4	1	2	1	1	0	1											
16 Jason Lane, R (1.7) OBP: 0.318, SLG: 0.395			HR		BB			F9		4	1	2	1	1	0	1											
Raul Chavez, R (1.2) OBP: 0.230, SLG: 0.233			G6-4-3 HBP		BB			K		3	1	1	1	0	1	4											
44 Roy Oswalt, R (1.1) OBP: 0.179, SLG: 0.170			G6-4-3		1B			K		4	0	0	0	0	2	3											
Kirk Bullinger, R (3.1)			G6-3		BB			K		0	0	0	0	0	0	0											
Mike Gallo, L (5.1)			G6-3		1B			K		1	0	0	0	0	0	0											
Craig Biggio, R (6.7) OBP: 0.348, SLG: 0.470			G6-3		BB			HR		1	1	1	0	0	0	0											
Morgan Ensberg, R (7.5) OBP: 0.326, SLG: 0.394			G6-3		BB			HR		1	0	0	0	0	0	0											
Inning Stats	R: 0 E: 0 K: 1 S: 9	H: 1 LOB: 0 P: 12	R: 1 E: 0 K: 1 S: 10	H: 1 LOB: 0 BB: 0 P: 16	R: 0 E: 0 K: 1 S: 9	H: 1 LOB: 3 BB: 1 P: 19	R: 1 E: 0 K: 1 S: 12	H: 2 LOB: 2 BB: 1 P: 19	R: 0 E: 0 K: 0 S: 9	H: 0 LOB: 2 BB: 2 P: 20	R: 1 E: 0 K: 1 S: 8	H: 2 LOB: 1 BB: 0 P: 13	R: 2 E: 1 K: 0 S: 9	H: 2 LOB: 0 BB: 0 P: 12	R: 0 E: 0 K: 2 S: 12	H: 0 LOB: 0 BB: 0 P: 14	R: 1 E: 0 K: 2 S: 13	H: 2 LOB: 1 BB: 0 P: 19	1B: 8 2B: 0 3B: 0 HR: 3	SF: 1 SAC: 0 DP: 3 HBP: 3	WP: 0 PB: 0 SB: 1 CS: 0	PA: 43					
PITCHER	IP	WLS	BF	H	R	ER	SO	BB	IBB	HBP	BLK	WP	HR	S	P	ERA	WHIP										
34 Kerry Wood, R (1.1) ERA: 2.97	4.1		23	4	3	2	4	3	0	3	0	0	0	43	75	4.15	1.846										
Jon Leicester, R (5.1) ERA: 2.77	2.2	W	12	4	3	1	1	1	0	0	0	0	1	23	36	3.38	1.875										
Kent Mercker, L (8.1) ERA: 2.18	1.0		3	0	0	0	2	0	0	0	0	0	0	12	14	0.00	0.000										
Kyle Farnsworth, R (9.1) ERA: 4.34	1.0		5	2	1	1	2	0	0	0	0	0	1	13	19	9.00	2.000										

AB 40
 R 11
 H 14
 RBI 10
 BB 4
 SO 6
 LOB 15



AB 35
 R 6
 H 11
 RBI 5
 BB 4
 SO 9
 LOB 22



Batter	1	2	3	4	5	6	7	8	9	AB	R	H	RBI	BB	SO	LOB	TOP										
Scott Podsednik, L (1,8) OBP: 0.314, SLG: 0.373	G6-3		K			F7	G4-3		G5-3	5	0	0	0	0	1	4											
2 Bill Hall, R (1,4) OBP: 0.282, SLG: 0.359	K			S BB		K		G6-3		3	0	0	0	1	2	0											
Lyle Overbay, L (1,3) OBP: 0.396, SLG: 0.501	P5			F7		K		P4		4	0	0	0	0	1	1											
Russell Branyan, L (1,5) OBP: 0.338, SLG: 0.684		K		K			G4-3	K		4	0	0	0	0	3	1											
Geoff Jenkins, L (1,7) OBP: 0.307, SLG: 0.435	K			G6-3			1B 2B		FC6-4 1B	4	1	2	0	0	1	1											
Brady Clark, R (1,9) OBP: 0.375, SLG: 0.365					G1-3 S BB		G4-3 1B 2B		FC6-4 1B	2	1	1	1	2	0	1											
Craig Counsell, L (1,6) OBP: 0.350, SLG: 0.335					P6		G4-3 1B 2B			4	1	2	0	0	0	2											
Chad Moeller, R (1,2) OBP: 0.267, SLG: 0.316			K		G1-3		G4-3		L7	4	0	0	0	0	1	5											
15 Ben Sheets, R (1,1) OBP: 0.120, SLG: 0.064					G6-3					2	0	0	0	0	1	1											
Ben Grieve, L (7, PH) OBP: 0.365, SLG: 0.413										1	0	1	2	0	0	0											
Matt Wise, R (7,1)										0	0	0	0	0	0	0											
Jeff Bennett, R (7,1)										0	0	0	0	0	0	0											
Chris Magruder, S (9, PH) OBP: 0.429										0	0	0	0	1	0	0											
Inning Stats	R: 0 E: 0 K: 1 S: 7	H: 0 LOB: 0 BB: 0 P: 9	R: 0 E: 0 K: 2 S: 11	H: 0 LOB: 1 BB: 1 P: 18	R: 0 E: 0 K: 2 S: 7	H: 0 LOB: 0 BB: 0 P: 10	R: 0 E: 0 K: 1 S: 14	H: 0 LOB: 1 BB: 1 P: 25	R: 0 E: 0 K: 1 S: 10	H: 0 LOB: 0 BB: 0 P: 15	R: 3 E: 0 K: 0 S: 20	H: 4 LOB: 1 BB: 0 P: 34	R: 0 E: 0 K: 1 S: 8	H: 0 LOB: 0 BB: 0 P: 11	R: 0 E: 0 K: 0 S: 18	H: 2 LOB: 3 BB: 1 P: 25	1B: 4 2B: 2 3B: 0 HR: 0	SF: 0 SAC: 0 DP: 0 HBP: 0	WP: 0 PB: 0 CS: 0	PA: 37							
PITCHER	IP	WLS	BF	H	R	ER	SO	BB	IBB	HBP	BLK	WP	HR	S	P	ERA	WHIP										
38 Carlos Zambrano, R (1,1) ERA: 2.88	6.2	W	27	4	3	3	9	3	0	0	0	0	0	73	115	4.05	1.050										
Kent Mercker, L (7,1) ERA: 2.11	1.1	H	4	0	0	0	1	0	0	0	0	0	0	11	17	0.00	0.000										
46 Ryan Dempster, R (9,1) ERA: 1.5	1.0		6	2	0	0	0	1	0	0	0	0	0	18	25	0.00	3.000										

Milwaukee Brewers @ Chicago Cubs
Wrigley Field, Chicago, IL
Mon Aug 23 2004, 7:05 PM CDT
Att: 38,925 - Sunny - 67 F

AB 33
R 3
H 6
RBI 3
BB 4
SO 10
LOB 16



Batter	1	2	3	4	5	6	7	8	9	AB	R	H	RBI	BB	SO	LOB	BOTTOM										
Corey Patterson, L (1,8) OBP: 0.340, SLG: 0.470	L6				K	K				4	0	1	0	1	2	2											
25 Derek Lee, R (1,3) OBP: 0.382, SLG: 0.547	F9 2B	G6-3			WP 1B	K		F8		5	2	2	0	0	1	3											
Todd Walker, L (1,4) OBP: 0.359, SLG: 0.490	F9		F8		1B 2B WP		F7	F7		5	1	1	0	0	0	2											
Moises Alou, R (1,7) OBP: 0.338, SLG: 0.524	16 2B		K		2B 16 SF8		1B	P5		5	3	3	2	0	1	1											
Sammy Sosa, R (1,9) OBP: 0.339, SLG: 0.542	16 2B		G5-3		16 SF8		1B			2	1	1	1	1	0	0											
16 Aramis Ramirez, R (1,5) OBP: 0.362, SLG: 0.571					F7	SF8		L7		3	0	1	2	0	0	2											
Michael Barrett, R (1,2) OBP: 0.343, SLG: 0.496	G5-3				G4-3	G1-3				4	0	1	1	0	0	3											
Ramon Martinez, R (1,6) OBP: 0.313, SLG: 0.352		G4-3			F9					4	0	2	1	0	0	0											
38 Carlos Zambrano, S (1,1) OBP: 0.220, SLG: 0.241										3	1	1	0	0	1	1											
Kent Mercker, L (7,1)										1	0	0	0	0	0	2											
46 Ryan Dempster, R (9,1)										0	0	0	0	0	0	0											
Inning Stats	R: 2 E: 0 K: 0 S: 20	H: 3 LOB: 2 BB: 1 P: 34	R: 0 E: 0 K: 1 S: 8	H: 1 LOB: 0 BB: 0 P: 12	R: 0 E: 0 K: 1 S: 8	H: 0 LOB: 0 BB: 0 P: 12	R: 0 E: 0 K: 0 S: 7	H: 0 LOB: 0 BB: 0 P: 10	R: 4 E: 0 K: 1 S: 20	H: 5 LOB: 1 BB: 0 P: 30	R: 0 E: 0 K: 2 S: 9	H: 1 LOB: 1 BB: 0 P: 10	R: 2 E: 0 K: 0 S: 20	H: 3 LOB: 2 BB: 0 P: 30	R: 0 E: 0 K: 0 S: 3	H: 0 LOB: 1 BB: 1 P: 10	1B: 8 2B: 5 3B: 0 HR: 0	SF: 1 SAC: 0 DP: 0 HBP: 1	WP: 1 PB: 0 CS: 0	PA: 40							
PITCHER	IP	WLS	BF	H	R	ER	SO	BB	IBB	HBP	BLK	WP	HR	S	P	ERA	WHIP										
15 Ben Sheets, R (1,1) ERA: 3.1	6.0	L	29	10	6	6	5	1	0	0	0	0	0	72	108	9.00	1.833										
Matt Wise, R (7,1) ERA: 4.5	0.2		5	2	2	2	0	0	0	1	0	0	0	16	24	27.00	3.000										
Jeff Bennett, R (7,1) ERA: 4.55	1.1		6	1	0	0	0	1	0	0	0	0	0	7	16	0.00	1.500										

Milwaukee Brewers @ Chicago Cubs
Wrigley Field, Chicago, IL
Mon Aug 23 2004, 7:05 PM CDT
Att: 38,925 - Sunny - 67 F

AB 36
R 8
H 13
RBI 7
BB 2
SO 5
LOB 16



Batter	1	2	3	4	5	6	7	8	9	AB	R	H	RBI	BB	SO	LOB	TOP								
Scott Podsednik, L (1, 8) OBP: 0.316, SLG: 0.378	G1-3		K			G4-3		G5-3		4	0	0	0	0	1	0	Milwaukee Brewers @ Chicago Cubs Wrigley Field, Chicago, IL Wed Aug 25 2004, 1:20 PM CDT Att: 38,365 - Overcast - 72 F								
Trent Durrington, R (1, 5) OBP: 0.306, SLG: 0.459	K			G4-3 1B		G5-3		G6-3 1B		4	2	2	0	0	1	0									
Craig Counsell, L (1, 6) OBP: 0.345, SLG: 0.330	G4-3			G4-3		K		G6-3		4	0	0	0	0	1	2									
Brady Clark, R (1, 9) OBP: 0.378, SLG: 0.370		G6-3		G4-3 1B			SH2-4 BB		G6-3		3	0	1	1	1	1									
Chris Magruder, S (1, 7) OBP: 0.396, SLG: 0.475	G1-3			K		SH2-4		G6-3 2B		3	0	1	1	0	1	1									
2 Bill Hall, R (1, 4) OBP: 0.284, SLG: 0.408		G6-3 1B		K		G6-3		G6-3		4	0	1	0	0	1	3									
Russell Branyan, L (1, 3) OBP: 0.306, SLG: 0.609					F8		K			3	0	0	0	0	1	2									
Chad Moeller, R (1, 2) OBP: 0.268, SLG: 0.315			G5-3		F7			B2-6 1B		3	0	1	0	0	0	0									
Doug Davis, R (1, 1) OBP: 0.036, SLG: 0.019			K		K			B2-6		3	0	0	0	0	2	1									
Luis Vizcaino, R (8, 1)								1-2		0	0	0	0	0	0	0									
Inning Stats	R: 0 E: 0 K: 1 S: 9	H: 0 LOB: 0 BB: 0 P: 10	R: 0 E: 0 K: 0 S: 7	H: 1 LOB: 1 BB: 0 P: 12	R: 0 E: 0 K: 2 S: 8	H: 0 LOB: 0 BB: 0 P: 11	R: 1 E: 0 K: 2 S: 12	H: 2 LOB: 1 BB: 0 P: 13	R: 0 E: 0 K: 1 S: 6	H: 0 LOB: 0 BB: 0 P: 6	R: 0 E: 0 K: 1 S: 6	H: 0 LOB: 1 BB: 1 P: 11	R: 0 E: 0 K: 1 S: 8	H: 0 LOB: 1 BB: 1 P: 17	R: 0 E: 0 K: 0 S: 4	H: 1 LOB: 0 BB: 0 P: 4	R: 1 E: 0 K: 1 S: 11	H: 2 LOB: 1 BB: 0 P: 15	1B: 5 2B: 1 3B: 0 HR: 0	SF: 0 SAC: 1 DP: 1 HBP: 0	WP: 0 PB: 0 SB: 1 CS: 0	PA: 33			
PITCHER	IP	WLS	BF	H	R	ER	SO	BB	IBB	HBP	BLK	WP	HR	S	P	ERA	WHIP								
Greg Maddux, R (1, 1) ERA: 3.86	8.0		28	4	1	1	8	1	0	0	0	0	0	60	84	1.12	0.625								
LaTroy Hawkins, R (9, 1) ERA: 2.81	1.0	W	5	2	1	1	1	0	0	0	0	0	0	11	15	9.00	2.000								

Batter	1	2	3	4	5	6	7	8	9	AB	R	H	RBI	BB	SO	LOB	BOTTOM								
Corey Patterson, L (1, 8) OBP: 0.345, SLG: 0.482	G4-3		G4-3			G5-3 1B		K		5	1	2	2	0	1	1	Milwaukee Brewers @ Chicago Cubs Wrigley Field, Chicago, IL Wed Aug 25 2004, 1:20 PM CDT Att: 38,365 - Overcast - 72 F								
25 Derek Lee, R (1, 3) OBP: 0.361, SLG: 0.548	K		FC6-4 BB		G5-3			F7		3	0	0	0	1	1	1									
Nomar Garciaparra, R (1, 6) OBP: 0.361, SLG: 0.596			FC6-4 1B		K			K		4	0	1	0	0	2	2									
Moises Alou, R (1, 7) OBP: 0.342, SLG: 0.546	P4				K			F8-6 2B		4	1	2	1	0	1	1									
Sammy Sosa, R (1, 9) OBP: 0.341, SLG: 0.537			G4-6-3 BB		FC5-4 1B			F9		3	0	2	0	1	0	1									
16 Aramis Ramirez, R (1, 5) OBP: 0.361, SLG: 0.571		G4-6-3		FC5-4		F8-6		P4		4	0	0	0	0	0	4									
Mark Grudzielanek, R (1, 4) OBP: 0.349, SLG: 0.433		E4		F8				P4		4	1	1	0	0	0	1									
Paul Bako, L (1, 2) OBP: 0.248, SLG: 0.260		F8						G4-3		4	1	1	1	0	0	2									
Greg Maddux, R (1, 1) OBP: 0.151, SLG: 0.135										3	0	1	0	0	1	0									
LaTroy Hawkins, R (9, 1) ERA: 2.81					L8					0	0	0	0	0	0	0									
Todd Walker, L (9, PH) OBP: 0.358, SLG: 0.489									P5	1	0	0	0	0	0	1									
Inning Stats	R: 0 E: 0 K: 1 S: 9	H: 1 LOB: 1 BB: 0 P: 12	R: 0 E: 1 K: 0 S: 8	H: 0 LOB: 1 BB: 1 P: 15	R: 0 E: 0 K: 0 S: 7	H: 0 LOB: 1 BB: 1 P: 13	R: 0 E: 0 K: 1 S: 11	H: 1 LOB: 1 BB: 0 P: 20	R: 1 E: 0 K: 2 S: 13	H: 2 LOB: 1 BB: 0 P: 21	R: 0 E: 0 K: 0 S: 6	H: 1 LOB: 0 BB: 0 P: 8	R: 0 E: 0 K: 1 S: 7	H: 1 LOB: 1 BB: 0 P: 7	R: 1 E: 0 K: 1 S: 10	H: 2 LOB: 1 BB: 0 P: 12	R: 2 E: 1 K: 0 S: 10	H: 2 LOB: 0 BB: 0 P: 15	1B: 5 2B: 3 3B: 0 HR: 3	SF: 0 SAC: 0 DP: 2 HBP: 0	WP: 0 PB: 0 SB: 0 CS: 0	PA: 37			
PITCHER	IP	WLS	BF	H	R	ER	SO	BB	IBB	HBP	BLK	WP	HR	S	P	ERA	WHIP								
Doug Davis, L (1, 1) ERA: 3.58	7.0		28	6	1	1	5	2	0	0	0	0	1	61	96	1.29	1.143								
Luis Vizcaino, R (8, 1) ERA: 4.31	1.2	L	9	4	3	3	1	0	0	0	0	0	2	20	27	16.20	2.400								



Batter	1	2	3	4	5	6	7	8	9	AB	R	H	RBI	BB	SO	LOB	TOP										
Craig Biggio, R (1, 7) OBP: 0.349, SLG: 0.471 Mike Gallo, L (8, 1)	1-1 SH1-3 5 HR 2B		1-3 K	0-3 K		0-1 P3		1-1 F7		5	1	1	0	0	2	6											
Carlos Beltrán, S (1, 8) OBP: 0.355, SLG: 0.554	0-0 SH1-3 2-3		4-2 17 1B BB		1-0 P2		2-2 HR	2-0 FC6-4 1-2f		3	1	1	1	1	0	2											
5 Jeff Bagwell, R (1, 3) OBP: 0.371, SLG: 0.443	2-2 HR		2-2 P3		2-2 2B		4-1 BB		4-2 17 DI BB	3	1	2	2	2	0	1											
17 Lance Berkman, S (1, 9) OBP: 0.455, SLG: 0.530	1-3 K		3-2 1B		3-1 G3		2-3 K		3-3 K	5	0	1	0	0	3	3											
Jeff Kent, R (1, 4) OBP: 0.336, SLG: 0.488	3-3 K		0-1 F9		2-3 K		2-3 K		1-2 G5-3	5	0	0	0	0	3	5											
Morgan Ensberg, R (1, 5) OBP: 0.328, SLG: 0.400		4-2 BB		1-1 F9		3-2 2B 1B		2-2 F9	3-2 L7	4	0	1	0	1	0	2											
Jose Vizcaino, S (1, 6) OBP: 0.327, SLG: 0.390	0-2 F7		1-0 41 SH5-4 2B		0-0 2B		1-3 2B		3-2 L9	4	0	2	0	0	0	1											
Brad Ausmus, R (1, 2) OBP: 0.303, SLG: 0.324	1-2 K		4-2 41 SH5-4 BB		0-2 G5-3		0-0 16 1B 1B			3	0	1	0	1	1	3											
41 Brandon Backe, R (1, 1) OBP: 0.256, SLG: 0.250 Chad Harville, R (4, 1) OBP: 0.331, SLG: 0.343 Kirk Bullinger, R (6, 1) OBP: 0.323, SLG: 0.400 16 Jason Lane, R (8, 7) OBP: 0.323, SLG: 0.400	0-3 K		0-1 SH5-4		2-3 K		2-2 FC6-4 1B			1	0	0	0	0	1	1											
Inning Stats	R: 2 E: 0 K: 2 S: 13	H: 2 LOB: 0 BB: 0 P: 20	R: 0 E: 0 K: 2 S: 12	H: 0 LOB: 1 BB: 1 P: 17	R: 0 E: 0 K: 1 S: 15	H: 1 LOB: 2 BB: 1 P: 25	R: 0 E: 0 K: 1 S: 13	H: 1 LOB: 1 BB: 0 P: 19	R: 0 E: 0 K: 1 S: 10	H: 2 LOB: 2 BB: 0 P: 17	R: 1 E: 0 K: 2 S: 15	H: 1 LOB: 1 BB: 1 P: 27	R: 0 E: 0 K: 0 S: 10	H: 2 LOB: 2 BB: 1 P: 18	R: 0 E: 0 K: 1 S: 15	H: 0 LOB: 1 BB: 1 P: 26	1B: 4 2B: 4 3B: 0 HR: 2	SF: 0 SAC: 2 DP: 0 HBP: 0	WP: 0 PB: 0 SB: 0 CS: 0	PA: 42							
PITCHER	IP	WLS	BF	H	R	ER	SO	BB	IBB	HBP	BLK	WP	HR	S	P	ERA	WHIP										
22 Mark Prior, R (1, 1) ERA: 4.6	6.0	W	28	7	2	2	8	3	0	0	0	0	1	75	116	3.00	1.667										
Jon Lester, R (7, 1) ERA: 3.0	1.0		5	1	1	1	2	1	0	0	0	0	1	15	27	9.00	2.000										
Mike Remlinger, L (8, 1) ERA: 2.92	1.0		5	2	0	0	0	0	0	0	0	0	0	10	18	0.00	2.000										
Kyle Farnsworth, R (9, 1) ERA: 4.26	1.0		4	0	0	0	1	1	0	0	0	0	0	15	26	0.00	1.000										

Houston Astros @ Chicago Cubs
Wrigley Field, Chicago, IL
Thu Aug 26 2004, 1:20 PM CDT
Att: 38,216 - Sunny - 81 F

AB	35
R	3
H	10
RBI	3
BB	5
SO	11
LOB	26



Batter	1	2	3	4	5	6	7	8	9	AB	R	H	RBI	BB	SO	LOB	BOTTOM										
Corey Patterson, L (1, 8) OBP: 0.345, SLG: 0.481	1-0 1B		0-3 K	1-1 25 G5-4-3 1B		0-1 F8		1-2 G4-3		5	0	2	1	0	1	3											
25 Derek Lee, R (1, 3) OBP: 0.382, SLG: 0.546	1-1 P4		0-2 SF8 1B HR	1-2 G5-4-3		1-1 F8		4-0 1B IBB		4	1	1	0	1	0	4											
Nomar Garciaparra, R (1, 6) OBP: 0.362, SLG: 0.594	1-0 P5		2-1 HR 1B	0-1 BB 1B		0-0 F8		0-0 F9		5	1	2	1	0	0	4											
Moises Alou, R (1, 7) OBP: 0.343, SLG: 0.548	0-0 F7		2-0 SF8	4-0 FC6-4 BB		0-0 G6-3 16 SF8 2B				2	1	1	1	1	0	1											
Sammy Sosa, R (1, 9) OBP: 0.341, SLG: 0.542		1-2 K	0-0 HR	0-1 FC6-4		0-0 G6-3		2-3 G6-3		4	1	1	3	0	1	3											
16 Aramis Ramirez, R (1, 5) OBP: 0.362, SLG: 0.578		1-2 1B	3-1 HR		0-0 F9		2-1 SF8		3-1 SF8	3	1	2	2	0	0	0											
Todd Walker, L (1, 4) OBP: 0.261, SLG: 0.482 Mike Remlinger, L (8, 1) Kyle Farnsworth, R (9, 1)		2-3 K	3-3 K		1-0 G4-3		3-1 G4-3			4	0	0	0	0	2	1											
Michael Barrett, R (1, 2) OBP: 0.346, SLG: 0.497		3-2 G4-3		0-0 22 1B 1B	0-3 K		2-0 G4-3 1B			4	1	2	0	0	1	1											
22 Mark Prior, R (1, 1) OBP: 0.261, SLG: 0.190 Tom Goodwin, L (6, PH) OBP: 0.272, SLG: 0.310 Jon Lester, R (7, 1) Mark Guduzianek, R (8, 4) OBP: 0.346, SLG: 0.430			4-2 1B 25 1B SF8 BB	0-0 25 G5-4-3 1B 1B		0-2 25 1B		2-1 F9		1	2	1	0	1	0	0											
Inning Stats	R: 0 E: 0 K: 0 S: 5	H: 1 LOB: 1 BB: 0 P: 8	R: 0 E: 0 K: 2 S: 17	H: 1 LOB: 0 BB: 0 P: 24	R: 5 E: 0 K: 2 S: 18	H: 4 LOB: 0 BB: 1 P: 32	R: 2 E: 0 K: 0 S: 10	H: 4 LOB: 2 BB: 1 P: 17	R: 0 E: 0 K: 1 S: 5	H: 0 LOB: 0 BB: 0 P: 6	R: 0 E: 0 K: 0 S: 8	H: 1 LOB: 1 BB: 0 P: 9	R: 1 E: 0 K: 0 S: 5	H: 1 LOB: 0 BB: 0 P: 9	R: 0 E: 0 K: 0 S: 7	H: 1 LOB: 2 BB: 1 P: 16	1B: 9 2B: 2 3B: 0 HR: 2	SF: 2 SAC: 0 DP: 1 HBP: 0	WP: 0 PB: 0 SB: 1 CS: 0	PA: 39							
PITCHER	IP	WLS	BF	H	R	ER	SO	BB	IBB	HBP	BLK	WP	HR	S	P	ERA	WHIP										
41 Brandon Backe, R (1, 1) ERA: 5.63	3.0	L	19	9	7	7	4	1	0	0	0	0	0	11	18	0.00	1.000										
Chad Harville, R (4, 1) ERA: 5.6	2.0		7	1	0	0	1	1	0	0	0	0	0	13	18	4.50	1.000										
Kirk Bullinger, R (6, 1) ERA: 5.86	2.0		8	2	1	1	0	0	0	0	0	0	0	7	16	0.00	1.000										
Mike Gallo, L (8, 1) ERA: 5.18	1.0		5	1	0	0	0	0	1	0	0	0	0	7	16	0.00	1.000										

Houston Astros @ Chicago Cubs
Wrigley Field, Chicago, IL
Thu Aug 26 2004, 1:20 PM CDT
Att: 38,216 - Sunny - 81 F

AB	34
R	8
H	13
RBI	8
BB	3
SO	5
LOB	18



Batter	1	2	3	4	5	6	7	8	9	AB	R	H	RBI	BB	SO	LOB	TOP										
Craig Biggio, R OBP: 0.349, SLG: 0.469 (1, 7)	1-1 G6-3	4-1 5 BB BB		1-2 FC6-4 1B		4-2 5 S 1B BB	1-0 F8			3	2	1	0	2	0	1											
Carlos Beltrán, S OBP: 0.385, SLG: 0.569 (1, 8)	4-0 5 2B BB	4-1 5 BB		0-2 FC6-4 5 1B 1-2		4-0 17 5 BB BB	2-0 FC6-4 5 1B			2	3	1	0	3	0	1											
5 Jeff Bagwell, R OBP: 0.377, SLG: 0.454 (1, 3)	3-1 1-H 2B	3-2 E1 1-H 2-H 2-2		1-1 17 FC4-6 1B		1-1 E 17 BB 1B	1-0 FC6-4 BB 1-2			5	0	3	2	0	0	1											
17 Lance Berkman, S OBP: 0.456, SLG: 0.533 (1, 9)	1-3 K			0-1 FC4-6 1-2			4-1 E BB	2-2 F7		4	0	0	0	1	1	5											
Jeff Kent, R OBP: 0.338, SLG: 0.491 54 Brad Lidge, R (8, 1)	2-3 K			4-2 FC3-6 BB		3-3 K	3-2 E5 1-2 2-3 3-H	1-2 BB		3	0	0	0	2	2	3											
Mike Lamb, L OBP: 0.362, SLG: 0.522 (1, 5)		3-1 1B 2B		1-2 F8		2-1 F7	3-3 K	1-3 K		5	1	1	0	0	2	6											
Jose Vizcaino, S OBP: 0.326, SLG: 0.387 (8, 4)		1-0 2-H 1B		0-0 FC3-6 1-2		2-3 K			1-3 K	5	0	1	1	0	3	1											
Brad Ausmus, R OBP: 0.307, SLG: 0.331 (1, 2)		0-1 G3-1 5 2B		0-1 P6			3-2 L9 1-2 3-H	0-1 16 SH1-3 1B		5	1	3	0	0	0	1											
Roger Clemens, R OBP: 0.224, SLG: 0.182 16 Jason Lane, R OBP: 0.328, SLG: 0.414 Russ Springer, R (7, 1) Chad Qualls, R (8, 1) 4 Eric Bruntlett, R OBP: 0.333, SLG: 0.514 (8, 6)	1-1 G3-1			1-1 G3-1		0-2 G4-3	0-0 SH1-3	3-2 P4 1-2		3	0	0	0	0	0	1											
Inning Stats	R: 1 E: 0 K: 2 S: 13	H: 1 LOB: 1 BB: 1 P: 24	R: 4 E: 1 K: 0 S: 17	H: 3 LOB: 1 BB: 2 P: 35	R: 0 E: 0 K: 0 S: 8	H: 0 LOB: 1 BB: 1 P: 13	R: 0 E: 0 K: 0 S: 13	H: 2 LOB: 2 BB: 0 P: 16	R: 0 E: 0 K: 2 S: 8	H: 0 LOB: 0 BB: 0 P: 15	R: 2 E: 1 K: 1 S: 17	H: 1 LOB: 3 BB: 3 P: 39	R: 0 E: 0 K: 1 S: 7	H: 1 LOB: 1 BB: 0 P: 11	R: 0 E: 0 K: 1 S: 11	H: 1 LOB: 2 BB: 1 P: 21	R: 0 E: 0 K: 1 S: 8	H: 1 LOB: 0 BB: 0 P: 13	1B: 7 2B: 3 3B: 0 HR: 0	SF: 0 SAC: 1 DP: 0 HBP: 0	WP: 0 PB: 0 SB: 1 CS: 1	PA: 45					
PITCHER	IP	WLS	BF	H	R	ER	SO	BB	IBB	HBP	BLK	WP	HR	S	P	ERA	WHIP										
38 Carlos Zambrano, R ERA: 2.94 46 Ryan Dempster, R ERA: 1.29 Glendon Rusch, L ERA: 3.75 Mike Remlinger, L ERA: 2.81	5.2	L	30	7	7	3	4	6	0	0	0	0	0	69	125	4.76	2.294										
	0.1		3	0	0	0	1	1	0	0	0	0	0	7	17	0.00	3.000										
	2.0		9	2	0	0	2	1	0	0	0	0	0	18	32	0.00	1.500										
	1.0		3	1	0	0	1	0	0	0	0	0	0	8	13	0.00	1.000										

Houston Astros @ Chicago Cubs
Wrigley Field, Chicago, IL
Sat Aug 28 2004, 3:05 PM CDT
Att: 39,081 - Overcast - 69 F

AB	36
R	7
H	10
RBI	3
BB	8
SO	8
LOB	21



Batter	1	2	3	4	5	6	7	8	9	AB	R	H	RBI	BB	SO	LOB	BOTTOM										
Corey Patterson, L OBP: 0.343, SLG: 0.476 (1, 8)	1-0 F7		1-1 1B SF9 1B		0-0 G3	0-1 G4-3		3-3 K		5	1	1	0	0	1	3											
25 Derek Lee, R OBP: 0.383, SLG: 0.549 (1, 3)	1-2 G4-3		0-3 K		2-3 K		1-1 F8	4-2 BB		4	0	0	0	1	2	2											
Todd Walker, L OBP: 0.351, SLG: 0.476 (1, 4)	1-1 G6-3		2-2 1-3 2-H 1B		1-2 L3		1-0 G1-3	1-3 K		5	0	1	1	0	1	3											
Moises Alou, R OBP: 0.341, SLG: 0.543 (1, 7)		1-3 K	1-2 SF9		1-0 16 1B 1B	4-1 BB		1-0 P4		3	1	1	1	1	1	0											
Sammy Sosa, R OBP: 0.336, SLG: 0.532 (1, 9)		1-3 K	2-2 F7		0-1 16 1B FC4-6 1B	1-1 F9		2-3 K		5	1	1	0	0	2	2											
16 Aramis Ramirez, R OBP: 0.384, SLG: 0.577 Mike Remlinger, L (9, 1) Mark Grudzielanek, R OBP: 0.347, SLG: 0.426 (9, PH)		0-2 E 1B		1-2 FC4-6 1B		1-0 FC4-6 1B 1-2 2-H FC4-6 1B		1-0 G6-3	4-0 BB	4	1	3	1	0	0	0											
Michael Barrett, R OBP: 0.345, SLG: 0.501 (1, 2)		1-1 E6 1-2		1-1 FC4-6 1-2		1-1 FC4-6 1-2 2-3 1B		2-2 1B 2B	1-2 L5	5	1	2	0	0	0	3											
Ramon Martinez, R OBP: 0.310, SLG: 0.349 (9, 5)		3-1 G4-3		3-2 F8		0-0 FC4-6 1-2 2-3 3-H		1-0 25 BB 1B 1B		4	0	1	1	0	0	5											
38 Carlos Zambrano, S OBP: 0.286, SLG: 0.297 46 Ryan Dempster, R ERA: 1.29 Jose Macias, S OBP: 0.295, SLG: 0.379 Glendon Rusch, L OBP: 0.295, SLG: 0.326 Nomar Garciaparra, R OBP: 0.356, SLG: 0.514 (9, 6)			4-2 1B BB		1-3 K		1-2 FC4-6 1-2 3-H		1-0 25 BB 1B	1	1	0	0	1	1	1											
Inning Stats	R: 0 E: 0 K: 0 S: 6	H: 0 LOB: 0 BB: 0 P: 9	R: 0 E: 1 K: 2 S: 16	H: 1 LOB: 2 BB: 0 P: 22	R: 2 E: 0 K: 1 S: 21	H: 2 LOB: 1 BB: 1 P: 31	R: 0 E: 0 K: 1 S: 12	H: 1 LOB: 0 BB: 0 P: 18	R: 0 E: 0 K: 1 S: 7	H: 0 LOB: 0 BB: 0 P: 10	R: 3 E: 0 K: 0 S: 12	H: 4 LOB: 1 BB: 0 P: 16	R: 0 E: 0 K: 0 S: 6	H: 0 LOB: 1 BB: 1 P: 13	R: 1 E: 0 K: 2 S: 18	H: 3 LOB: 3 BB: 1 P: 31	R: 0 E: 0 K: 1 S: 10	H: 0 LOB: 1 BB: 1 P: 18	1B: 10 2B: 1 3B: 0 HR: 0	SF: 1 SAC: 0 DP: 0 HBP: 0	WP: 0 PB: 0 SB: 0 CS: 0	PA: 43					
PITCHER	IP	WLS	BF	H	R	ER	SO	BB	IBB	HBP	BLK	WP	HR	S	P	ERA	WHIP										
Roger Clemens, R ERA: 3.08 Russ Springer, R ERA: 6.17 Chad Qualls, R ERA: 6.17 54 Brad Lidge, R ERA: 2.03	6.0	W	28	8	5	5	5	1	0	0	0	0	0	74	106	7.50	1.500										
	1.0	H	4	0	0	0	0	1	0	0	0	0	0	6	13	0.00	1.000										
	0.1	H	4	3	1	1	0	0	0	0	0	0	0	7	12	27.00	9.000										
	1.2	S	7	0	0	0	3	2	0	0	0	0	0	21	37	0.00	1.200										

Houston Astros @ Chicago Cubs
Wrigley Field, Chicago, IL
Sat Aug 28 2004, 3:05 PM CDT
Att: 39,081 - Overcast - 69 F

AB	38
R	6
H	11
RBI	6
BB	4
SO	8
LOB	20



Batter	1	2	3	4	5	6	7	8	9	AB	R	H	RBI	BB	SO	LOB	TOP			
Corey Patterson, L (1, 8) OBP: 0.337, SLG: 0.471 Jose Macias, S (8, FH) OBP: 0.284, SLG: 0.368	K			G6-3	F7			F9		3	0	0	0	0	1	2	Chicago Cubs @ Montreal Expos Olympic Stadium, Montreal, QB Tue Aug 31 2004, 7:05 PM EDT Att: 7,162 - Unknown - 72 F			
25 Derek Lee, R (1, 3) OBP: 0.360, SLG: 0.539	F9			BB 1B				F9		4	0	1	0	0	0	1				
Nomar Garciaparra, R (1, 6) OBP: 0.359, SLG: 0.590 Ramon Martinez, R (8, 6)	F9			4-1 BB				F7		2	0	0	0	1	0	0				
Moises Alou, R (1, 7) OBP: 0.343, SLG: 0.545 Tom Goodwin, L (8, 7) OBP: 0.274, SLG: 0.310				F8				F9		3	0	1	0	0	0	2				
Sammy Sosa, R (1, 9) OBP: 0.338, SLG: 0.532	P4			2-3 K				G6-3		4	0	0	0	0	1	4				
16 Aramis Ramirez, R (1, 5) OBP: 0.361, SLG: 0.572	F9-3			1-0 F7				G5-3		4	0	0	0	0	0	2				
Todd Walker, L (1, 4) OBP: 0.353, SLG: 0.473				4-2 G1-6-3 BB				G4-3		1	0	0	0	2	0					
Michael Barrett, R (1, 2) OBP: 0.347, SLG: 0.497				1-1 G1-6-3				FC4-6 BB		2	0	1	0	1	0	1				
22 Mark Prior, R (1, 1) OBP: 0.240, SLG: 0.174 Todd Wellemeyer, R (6, 1)				3-2 P3				FC4-6		2	0	0	0	0	1	2				
Glendon Rusch, L (7, 1) OBP: 0.153, SLG: 0.250 Mark Grudzielanek, R (7, 4) OBP: 0.337, SLG: 0.411				1-2 K				1-2 K		0	0	0	0	0	0	0				
Inning Stats	R: 0 E: 0 K: 1 S: 5	H: 0 LOB: 0 BB: 0 P: 7	R: 0 E: 0 K: 0 S: 10	H: 1 LOB: 0 BB: 0 P: 16	R: 0 E: 0 K: 0 S: 8	H: 0 LOB: 0 BB: 1 P: 16	R: 0 E: 0 K: 1 S: 12	H: 1 LOB: 2 BB: 1 P: 23	R: 0 E: 0 K: 1 S: 13	H: 0 LOB: 0 BB: 0 P: 9	R: 0 E: 0 K: 0 S: 10	H: 0 LOB: 0 BB: 0 P: 14	R: 0 E: 0 K: 0 S: 9	H: 0 LOB: 1 BB: 1 P: 15	R: 0 E: 0 K: 1 S: 8	H: 1 LOB: 1 BB: 0 P: 10	1B: 4 2B: 1 3B: 0 HR: 0	SF: 0 SAC: 0 DP: 2 HBP: 0	WP: 0 PB: 0 SB: 0 CS: 0	PA: 33
PITCHER	IP	WLS	BF	H	R	ER	SO	BB	IBB	HBP	BLK	WP	HR	S	P	ERA	WHIP			
Livan Hernandez, R (1, 1) ERA: 3.65	8.0	W	29	3	0	0	3	4	0	0	0	0	0	73	122	0.00	0.875			
52 T.J. Tucker, R (9, 1) ERA: 3.81	1.0		4	1	0	0	1	0	0	0	0	0	0	8	10	0.00	1.000			

Chicago Cubs @ Montreal Expos
Olympic Stadium, Montreal, QB
Tue Aug 31 2004, 7:05 PM EDT
Att: 7,162 - Unknown - 72 F

AB 29
R 0
H 4
RBI 0
BB 4
SO 4
LOB 17

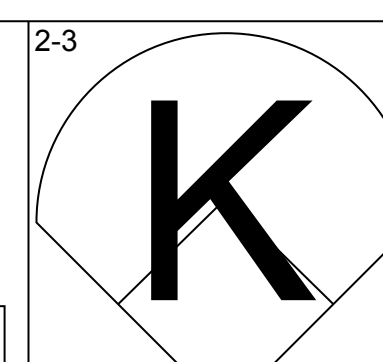
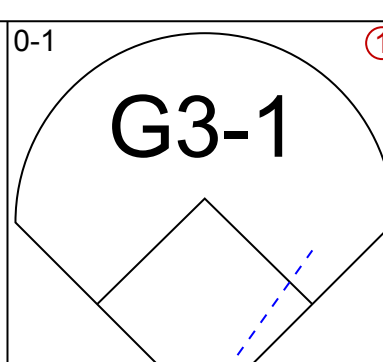
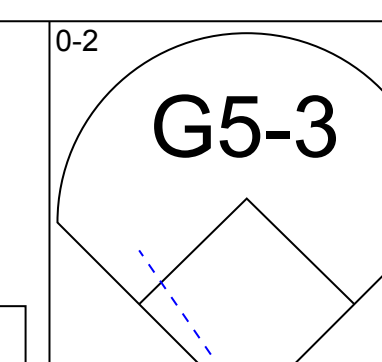
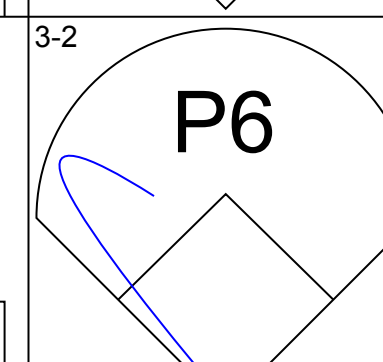
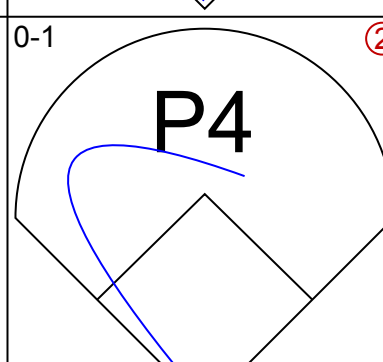
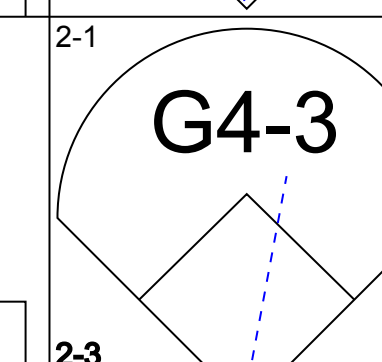
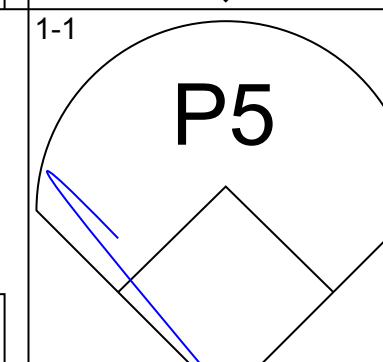
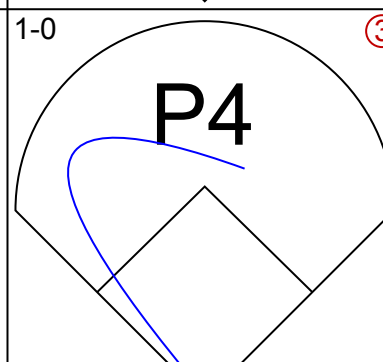
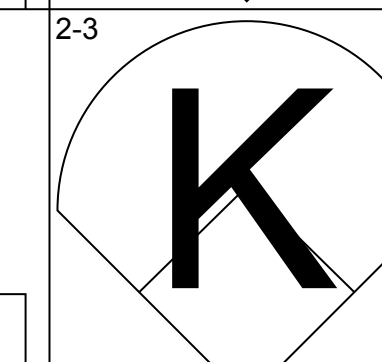



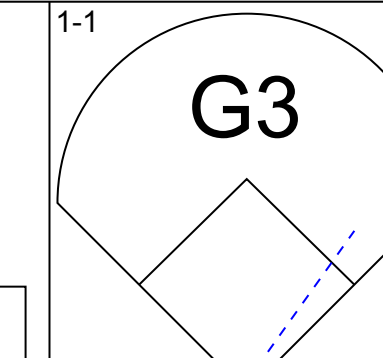
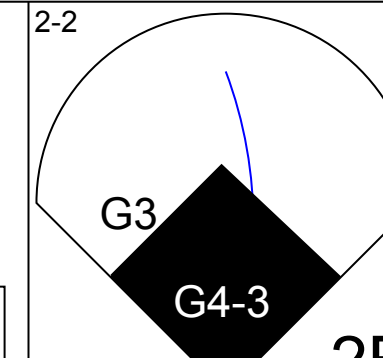
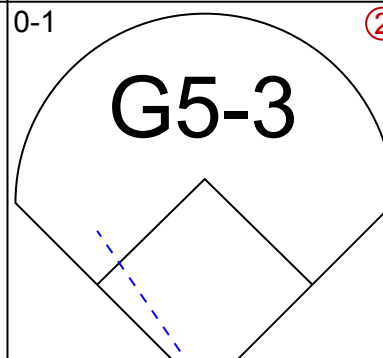
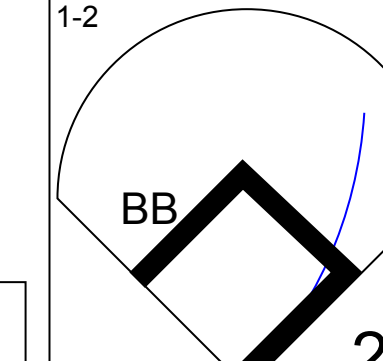
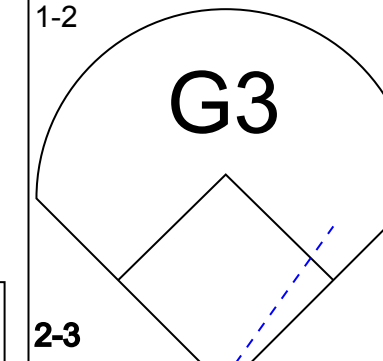
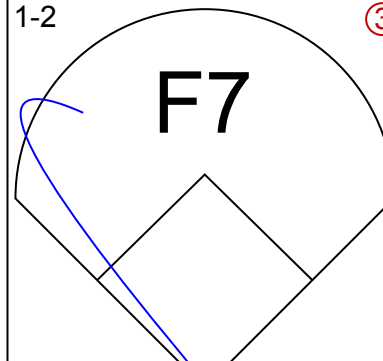
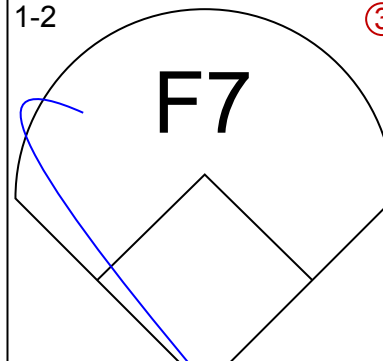
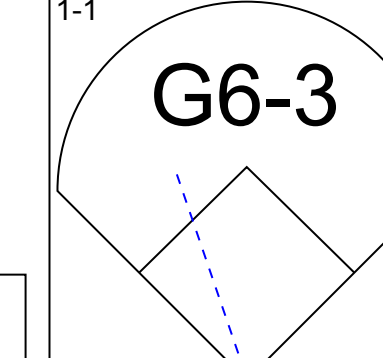
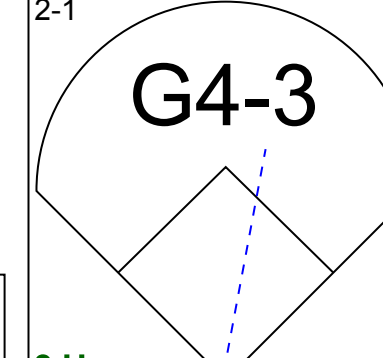
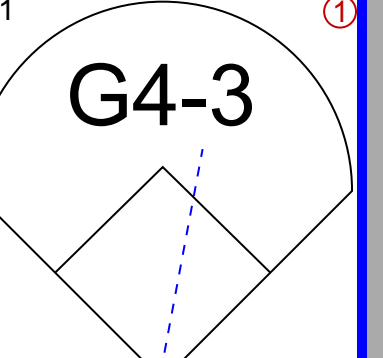
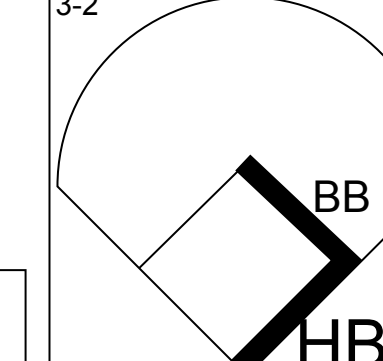
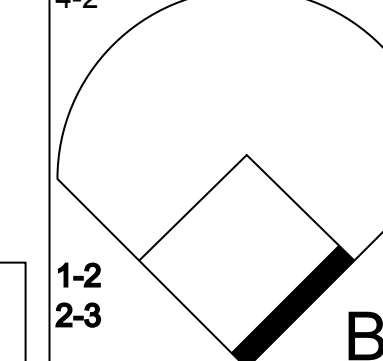
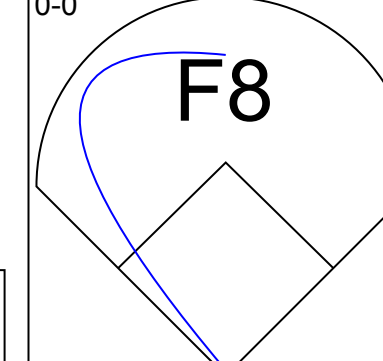

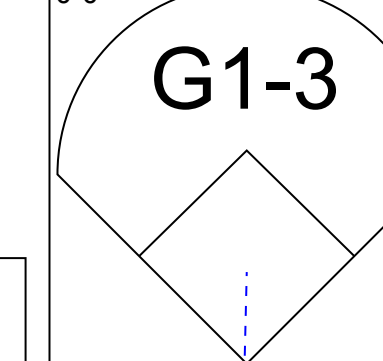

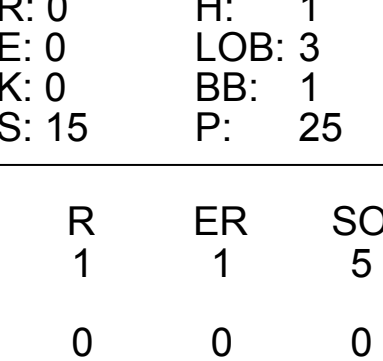
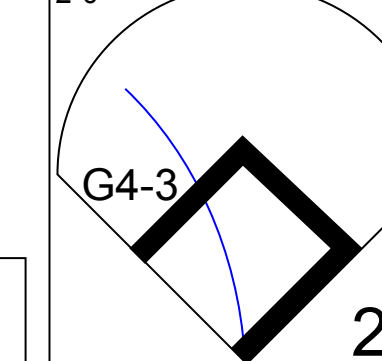
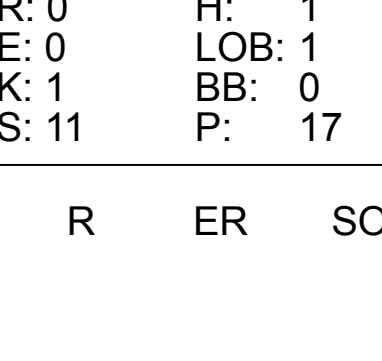


Batter	1	2	3	4	5	6	7	8	9	AB	R	H	RBI	BB	SO	LOB	BOTTOM			
Brad Wilkerson, L (1, 3) OBP: 0.382, SLG: 0.497	HR			K				FC6-4 BB		4	1	2	1	1	1	0	Chicago Cubs @ Montreal Expos Olympic Stadium, Montreal, QB Tue Aug 31 2004, 7:05 PM EDT Att: 7,162 - Unknown - 72 F			
Endy Chavez, L (1, 8) OBP: 0.321, SLG: 0.388	S 2B			4-1 BB				F7		4	1	2	0	1	0	5				
Tony Batista, R (1, 5) OBP: 0.269, SLG: 0.437	SAFE K			0-3 K				K		5	0	0	0	0	5	8				
Termel Sledge, L (1, 7) OBP: 0.332, SLG: 0.423	SAFE K			3-3 K				BB 1B		5	1	1	0	0	2	2				
Juan Rivera, R (1, 9) OBP: 0.341, SLG: 0.434	2B BB			2-2 G5-3				BB BB		4	2	2	0	1	0	0				
Alex Gonzalez, R (1, 6) OBP: 0.277, SLG: 0.414	E 2B			0-3 K				FC6-4 BB		3	2	1	2	2	1	1				
Brian Schneider, L (1, 2) OBP: 0.331, SLG: 0.423	E9 2B			2-3 K				FC6-4 BB		4	0	1	2	1	1	2				
Maicer Izturis, S (1, 4) OBP: 0.300, SLG: 0.500	BB			1-0 HR				FC6-4 BB		3	1	1	2	1	1	2				
Livan Hernandez, R (1, 1) OBP: 0.269, SLG: 0.418	G1-3			0-2 F8				FC6-4 BB		4	0	2	1	0	0	2				
52 T.J. Tucker, R (9, 1) OBP: 0.091, SLG: 0.091				F8				FC6-4 BB		0	0	0	0	0	0	0				
Inning Stats	R: 4 E: 1 K: 2 S: 17	H: 4 LOB: 2 BB: 2 P: 33	R: 0 E: 0 K: 1 S: 10	H: 1 LOB: 1 BB: 0 P: 16	R: 0 E: 0 K: 2 S: 11	H: 0 LOB: 0 BB: 0 P: 15	R: 1 E: 0 K: 2 S: 15	H: 1 LOB: 1 BB: 1 P: 22	R: 0 E: 0 K: 1 S: 14	H: 0 LOB: 1 BB: 1 P: 25	R: 0 E: 0 K: 2 S: 13	H: 1 LOB: 2 BB: 1 P: 22	R: 3 E: 0 K: 1 S: 25	H: 4 LOB: 3 BB: 2 P: 42	R: 0 E: 0 K: 0 S: 17	H: 1 LOB: 1 BB: 0 P: 25	1B: 8 2B: 2 3B: 0 HR: 2	SF: 0 SAC: 0 DP: 0 HBP: 0	WP: 0 PB: 0 SB: 1 CS: 0	PA: 43
PITCHER	IP	WLS	BF	H	R	ER	SO	BB	IBB	HBP	BLK	WP	HR	S	P	ERA	WHIP			
22 Mark Prior, R (1, 1) ERA: 4.87	5.0	L	25	6	5	5	8	4	0	0	0	0	0	67	111	9.00	2.000			
Todd Wellemeyer, R (6, 1) ERA: 3.63	1.0		8	3	3	3	2	2	0	0	0	0	0	20	35	27.00	5.000			
Glendon Rusch, L (7, 1) ERA: 3.67	2.0		10	3	0	0	1	1	0	0	0	0	0	35	54	0.00	2.000			

Chicago Cubs @ Montreal Expos
Olympic Stadium, Montreal, QB
Tue Aug 31 2004, 7:05 PM EDT
Att: 7,162 - Unknown - 72 F

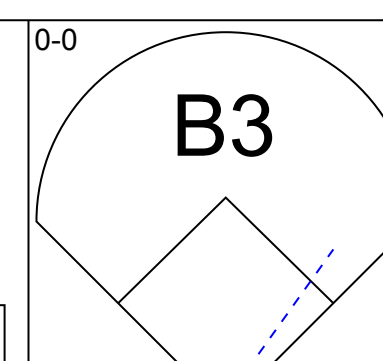
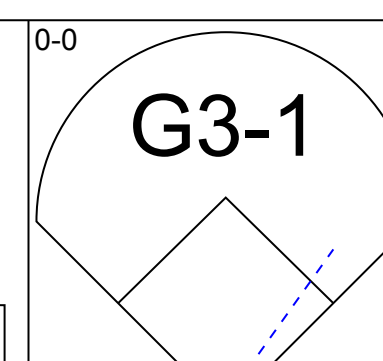
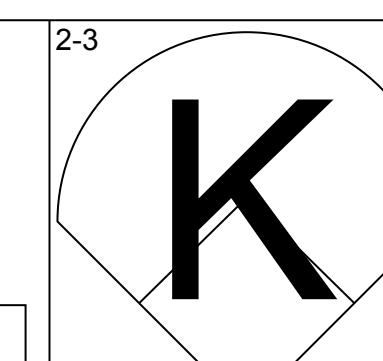
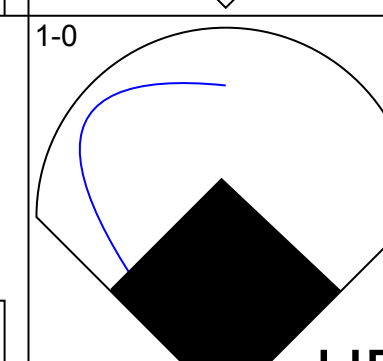
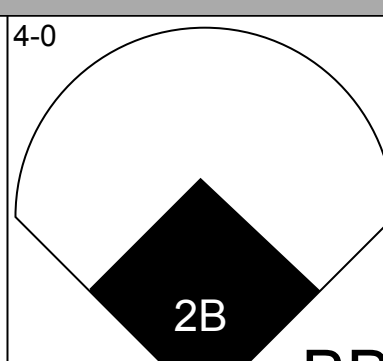
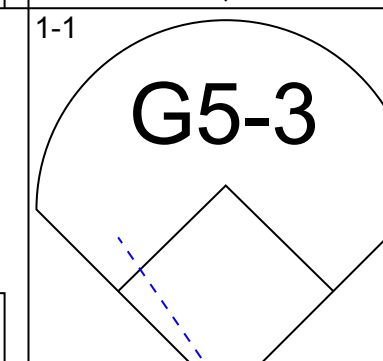
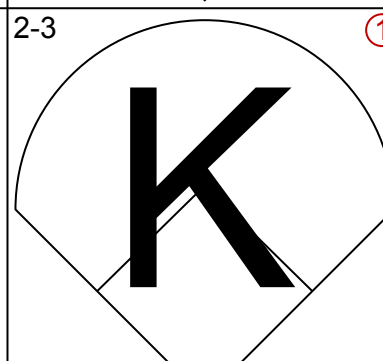
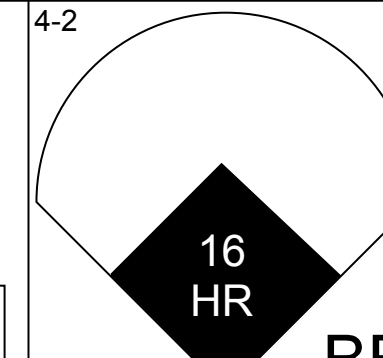
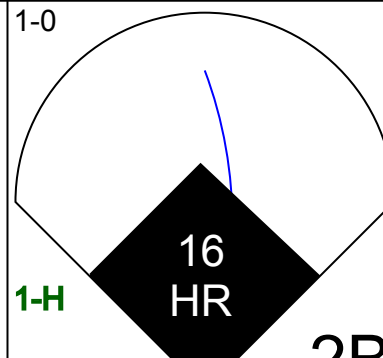
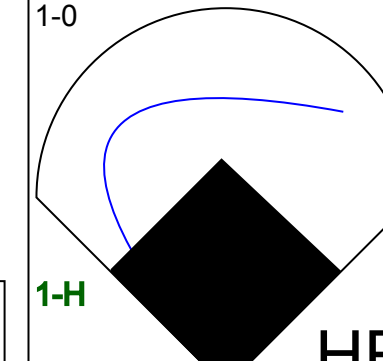
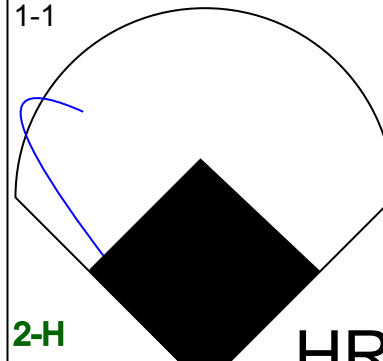
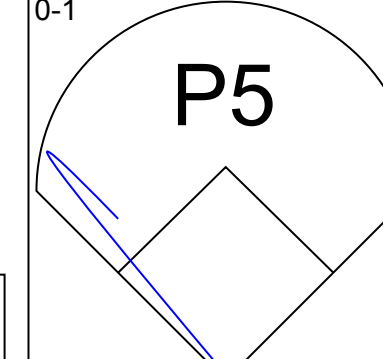
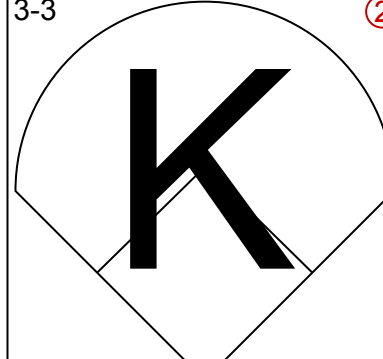

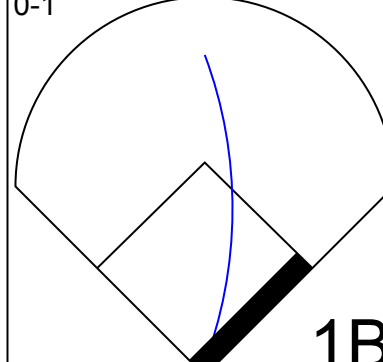

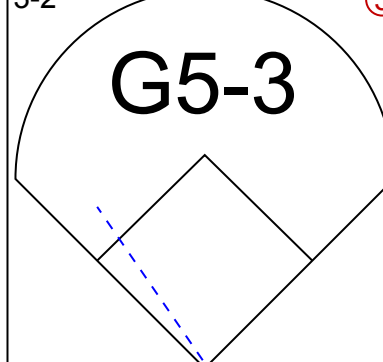


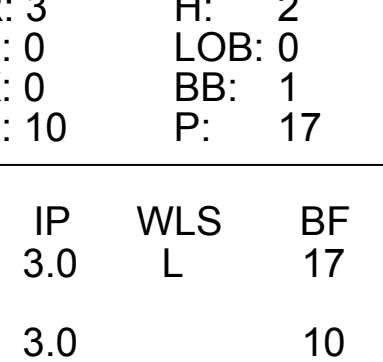





AB 36
R 8
H 12
RBI 8
BB 7
SO 11
LOB 22



Batter	1	2	3	4	5	6	7	8	9	AB	R	H	RBI	BB	SO	LOB	TOP					
Brad Wilkerson, L (1, 3) OBP: 0.375, SLG: 0.491										4	0	0	0	0	1	2	Montreal Expos @ Chicago Cubs Wrigley Field, Chicago, IL Mon Sep 06 2004, 3:05 PM CDT Att: 38,807 - Cloudy - 76 F					
Endy Chavez, L (1, 8) OBP: 0.313, SLG: 0.381										2	0	0	0	0	0	0						
Jamey Carroll, R (4, 5) OBP: 0.361, SLG: 0.383										2	0	0	0	0	1	2						
Tony Batista, R (1, 5) OBP: 0.491, SLG: 0.423										2	0	0	0	0	0	0						
Valentino Pascucci, R (4, 9) OBP: 0.306, SLG: 0.172										2	0	0	0	0	1	1						
Juan Rivera, R (1, 9) OBP: 0.341, SLG: 0.427										4	1	1	0	0	0	0						
Ryan Church, L (1, 7) OBP: 0.222, SLG: 0.231										4	0	1	0	0	0	1						
Alex Gonzalez, R (1, 6) OBP: 0.275, SLG: 0.400										3	0	0	1	0	0	1						
Rocky Biddle, R (7, 1)										0	0	0	0	0	0	0						
Gary Majewski, R (8, 1)										0	0	0	0	0	0	0						
Termel Sledge, L (9, PH) OBP: 0.321, SLG: 0.405										1	0	0	0	0	0	0						
Brian Schneider, L (1, 2) OBP: 0.333, SLG: 0.422										2	0	0	0	0	1	0						
Maicer Izturis, S (1, 4) OBP: 0.351, SLG: 0.531										2	0	1	0	1	1	0						
Tony Armas, R (1, 1)										1	0	0	0	0	0	3						
Claudio Vargas, R (4, 1) OBP: 0.045, SLG: 0.045										0	0	0	0	0	0	0						
Henry Mateo, S (7, 4) OBP: 0.279, SLG: 0.310										1	0	1	0	0	0	0						
Inning Stats	R: 0 E: 0 K: 1 S: 10	H: 0 LOB: 0 BB: 0 P: 16	R: 0 E: 0 K: 0 S: 15	H: 1 LOB: 3 BB: 1 P: 25	R: 0 E: 0 K: 0 S: 5	H: 0 LOB: 0 BB: 0 P: 6	R: 1 E: 0 K: 0 S: 13	H: 1 LOB: 0 BB: 0 P: 18	R: 0 E: 0 K: 1 S: 10	H: 0 LOB: 1 BB: 0 P: 14	R: 0 E: 0 K: 0 S: 7	H: 0 LOB: 0 BB: 0 P: 9	R: 0 E: 0 K: 2 S: 8	H: 0 LOB: 0 BB: 0 P: 14	R: 0 E: 0 K: 1 S: 11	H: 1 LOB: 1 BB: 0 P: 17	R: 0 E: 0 K: 0 S: 6	H: 0 LOB: 0 BB: 0 P: 14	1B: 1 2B: 3 3B: 0 HR: 0	SF: 0 SAC: 1 DP: 0 HBP: 1	WP: 0 PB: 0 SB: 0 CS: 0	PA: 33
PITCHER	IP	WLS	BF	H	R	ER	SO	BB	IBB	HBP	BLK	WP	HR	S	P	ERA	WHIP					
38 Carlos Zambrano, R (1, 1) ERA: 2.86	8.0	W	30	4	1	1	5	1	0	1	0	0	0	79	119	1.12	0.625					
46 Ryan Dempster, R (9, 1) ERA: 4.0	1.0		3	0	0	0	0	0	0	0	0	0	0	6	14	0.00	0.000					

AB	30
R	1
H	4
RBI	1
BB	1
SO	5
LOB	10



Batter	1	2	3	4	5	6	7	8	9	AB	R	H	RBI	BB	SO	LOB	BOTTOM					
Corey Patterson, L (1, 8) OBP: 0.332, SLG: 0.463										4	0	0	0	0	1	0	Montreal Expos @ Chicago Cubs Wrigley Field, Chicago, IL Mon Sep 06 2004, 3:05 PM CDT Att: 38,807 - Cloudy - 76 F					
Calvin Murray, R (9, 8)										0	0	0	0	0	0	0						
25 Derek Lee, R (1, 3) OBP: 0.333, SLG: 0.540										2	2	1	1	1	0	0						
Todd Walker, L (6, 3) OBP: 0.356, SLG: 0.475										1	0	1	0	0	0	0						
Nomar Garciaparra, R (1, 6) OBP: 0.333, SLG: 0.490										4	0	0	0	0	1	2						
Neifi Perez, S (9, 6) OBP: 0.276, SLG: 0.295										0	0	0	0	0	0	0						
Moises Alou, R (1, 7) OBP: 0.346, SLG: 0.545										2	2	1	1	2	0	1						
Ramon Martinez, R (9, 5) OBP: 0.316, SLG: 0.349										0	0	0	0	0	0	0						
16 Aramis Ramirez, R (1, 5) OBP: 0.365, SLG: 0.586										4	2	2	4	0	0	1						
Mike DiFelice, R (9, 2) OBP: 0.240, SLG: 0.227										0	0	0	0	0	0	0						
Ben Grievie, L (1, 9) OBP: 0.361, SLG: 0.411										2	0	0	0	0	1	0						
Tom Goodwin, L (5, 9) OBP: 0.268, SLG: 0.303										2	1	0	0	0	0	2						
Mark Grudzielanek, R (1, 4) OBP: 0.343, SLG: 0.430										4	1	2	1	0	1	1						
Michael Barrett, R (1, 2) OBP: 0.345, SLG: 0.500										4	1	2	2	0	0	1						
46 Ryan Dempster, R (9, 1)										0	0	0	0	0	0	0						
3B Carlos Zambrano, S (1, 1) OBP: 0.219, SLG: 0.226										3	0	0	0	0	1	0						
Jose Macias, S (8, PH) OBP: 0.282, SLG: 0.365										1	0	0	0	0	1	0						
Inning Stats	R: 3 E: 0 K: 0 S: 10	H: 2 LOB: 0 BB: 1 P: 17	R: 1 E: 0 K: 1 S: 10	H: 2 LOB: 0 BB: 0 P: 15	R: 3 E: 0 K: 2 S: 16	H: 3 LOB: 1 BB: 1 P: 30	R: 0 E: 0 K: 0 S: 6	H: 0 LOB: 0 BB: 0 P: 9	R: 0 E: 0 K: 1 S: 7	H: 0 LOB: 1 BB: 1 P: 13	R: 0 E: 0 K: 1 S: 8	H: 1 LOB: 0 BB: 0 P: 14	R: 2 E: 1 K: 2 S: 14	H: 1 LOB: 0 BB: 0 P: 22	R: 0 E: 0 K: 2 S: 14	H: 1 LOB: 0 BB: 0 P: 22	1B: 3 2B: 1 3B: 0 HR: 5	SF: 0 SAC: 0 DP: 0 HBP: 0	WP: 0 PB: 0 SB: 0 CS: 0	PA: 36		
PITCHER	IP	WLS	BF	H	R	ER	SO	BB	IBB	HBP	BLK	WP	HR	S	P	ERA	WHIP					
Tony Armas, R (1, 1) ERA: 4.61	3.0	L	17	7	7	7	3	2	0	0	0	0	0	4	36	62	21.00	3.000				
Claudio Vargas, R (4, 1) ERA: 5.01	3.0		10	0	0	0	1	1	0	0	0	0	0	19	34	0.00	0.333					
Rocky Biddle, R (7, 1) ERA: 6.92	1.2		8	2	2	0	1	0	0	0	0	0	1	19	30	0.00	1.200					
Gary Majewski, R (8, 1) ERA: 1.04	0.1		1	0	0	0	1	0	0	0	0	0	0	3	6	0.00	0.000					



Batter	1	2	3	4	5	6	7	8	9	10	11	12	AB	R	H	RBI	BB	SO	LOB	TOP				
Brad Wilkerson, L OBP: 0.372, SLG: 0.486	G4-1	K			G1-3		BB 1B	K			K	L7	7	1	1	0	0	3	5					
Endy Chavez, L OBP: 0.318, SLG: 0.387	1B		G4-3		K		BB 1B						6	0	4	1	0	1	0					
Tony Batista, R OBP: 0.258, SLG: 0.418	K		K		F9		P6			G6-3	K		6	0	0	0	0	3	7					
Terrel Sledge, L OBP: 0.321, SLG: 0.411	G4-3			HR		K	BB			K			5	1	1	2	1	3	4					
Juan Rivera, R OBP: 0.340, SLG: 0.423		G4-3		F9		P4	FC6			G4-3			5	1	1	1	1	0	1					
Alex Gonzalez, R OBP: 0.274, SLG: 0.393		K					FC6						4	0	0	0	1	3	3					
32 Chad Cordero, R ERA: 3.27										K			0	0	0	0	0	0	0					
Henry Mateo, S OBP: 0.279, SLG: 0.310													0	0	0	0	0	0	0					
Joe Horgan, L OBP: 0.250, SLG: 0.250													0	0	0	0	0	0	0					
Brian Schneider, L OBP: 0.333, SLG: 0.419		BB			G4-6-3		K			G4-3			5	2	1	1	1	1	1					
Maicer Izturis, S OBP: 0.419, SLG: 0.543		1B					1B						3	1	2	0	3	0	0					
Sun-Woo Kim, R ERA: 3.27													2	0	1	1	0	0	1					
Inning Stats	R: 0 E: 0 K: 11 S: 11	H: 1 LOB: 1 BB: 0 P: 17	R: 1 E: 0 K: 2 S: 9	H: 1 LOB: 2 BB: 2 P: 21	R: 1 E: 0 K: 1 S: 12	H: 1 LOB: 0 BB: 0 P: 16	R: 0 E: 0 K: 0 S: 11	H: 0 LOB: 1 BB: 2 P: 22	R: 0 E: 0 K: 1 S: 11	H: 0 LOB: 0 BB: 0 P: 17	R: 3 E: 0 K: 15 S: 15	H: 4 LOB: 3 BB: 2 P: 26	R: 0 E: 0 K: 2 S: 7	H: 0 LOB: 1 BB: 1 P: 15	R: 0 E: 0 K: 13 S: 5	H: 0 LOB: 0 BB: 0 P: 7	R: 0 E: 0 K: 3 S: 16	H: 2 LOB: 2 BB: 0 P: 24	R: 2 E: 0 K: 0 S: 11	H: 3 LOB: 1 BB: 0 P: 14	1B: 11 2B: 1 3B: 0 HR: 1	SF: 1 SAC: 1 DP: 1 HBP: 0	WP: 0 PB: 0 SB: 3 CS: 0	PA: 55
PITCHER	IP WLS BF H R ER SO BB IBB HBP BLK WP HR S P ERA WHIP	43 Michael Wuertz, R ERA: 6.27 LaTroy Hawkins, R ERA: 2.73 Todd Wellemeyer, R ERA: 4.19												IP WLS BF H R ER SO BB IBB HBP BLK WP HR S P ERA WHIP										

Montreal Expos @ Chicago Cubs
Wrigley Field, Chicago, IL

Tue Sep 07 2004, 7:05 PM CDT
Att. 38,321 - Sunny - 65 F

AB 46
R 7
H 13
RBI 7
BB 7
SO 15
LOB 23



Batter	1	2	3	4	5	6	7	8	9	10	11	12	AB	R	H	RBI	BB	SO	LOB	BOTTOM				
Corey Patterson, L OBP: 0.336, SLG: 0.479	SH2-3			G3-1			HR	IBB		F8		HR	6	2	4	2	1	0	2					
Jose Macias, S OBP: 0.278, SLG: 0.358	SH2-3		F7		B1-3		G6-3	K				G5-3	6	0	1	0	0	1	3					
Nomar Garciaparra, R OBP: 0.362, SLG: 0.491			G4-3		P4		2B	HBP		G5-3		FC5-4	4	1	2	0	2	0	1					
Moises Alou, R OBP: 0.346, SLG: 0.545					F8		1B	2B		G5-3		F7	6	1	2	0	0	1	6					
Todd Wellemeyer, R ERA: 2.73							1B	2B				FC5-4	0	0	0	0	0	0	0					
Ramon Martinez, R OBP: 0.317, SLG: 0.346	K				F8		1B	2B					1	0	0	0	0	0	1					
16 Aramis Ramirez, R OBP: 0.363, SLG: 0.580	F9				F8		F9	G6-3				G5-3	5	0	0	1	1	0	4					
25 Derek Lee, R OBP: 0.358, SLG: 0.536		F9					F7	K				F7	6	1	1	0	0	1	3					
Mark Grudzielanek, R OBP: 0.347, SLG: 0.432		L3			F8		1B					1B	6	0	3	0	0	1	4					
Michael Barrett, R OBP: 0.346, SLG: 0.499		G5-3					SH3					F7	5	1	2	0	0	0	1					
Inning Stats	R: 0 E: 0 K: 1 S: 8	H: 1 LOB: 2 BB: 1 P: 15	R: 0 E: 0 K: 0 S: 8	H: 0 LOB: 0 BB: 0 P: 11	R: 0 E: 0 K: 0 S: 10	H: 1 LOB: 1 BB: 0 P: 13	R: 3 E: 1 K: 0 S: 18	H: 3 LOB: 1 BB: 0 P: 23	R: 0 E: 0 K: 0 S: 4	H: 2 LOB: 2 BB: 0 P: 12	R: 2 E: 0 K: 1 S: 7	H: 2 LOB: 1 BB: 0 P: 15	R: 0 E: 0 K: 2 S: 11	H: 1 LOB: 2 BB: 1 P: 20	R: 0 E: 0 K: 13 S: 9	H: 1 LOB: 1 BB: 0 P: 20	R: 0 E: 0 K: 0 S: 6	H: 2 LOB: 3 BB: 1 P: 8	R: 0 E: 0 K: 0 S: 12	H: 1 LOB: 1 BB: 0 P: 18	1B: 12 2B: 2 3B: 0 HR: 2	SF: 0 SAC: 2 DP: 0 HBP: 1	WP: 1 PB: 0 SB: 1 CS: 0	PA: 58
PITCHER	IP WLS BF H R ER SO BB IBB HBP BLK WP HR S P ERA WHIP	Joe Horgan, L ERA: 3.51												IP WLS BF H R ER SO BB IBB HBP BLK WP HR S P ERA WHIP										

Montreal Expos @ Chicago Cubs
Wrigley Field, Chicago, IL

Tue Sep 07 2004, 7:05 PM CDT
Att. 38,321 - Sunny - 65 F

AB 51
R 6
H 16
RBI 3
BB 4
SO 5
LOB 29



Batter	1	2	3	4	5	6	7	8	9	AB	R	H	RBI	BB	SO	LOB	TOP										
Brad Wilkerson, L (1, 3) OBP: 0.372, SLG: 0.484	1-1 L3		2-0 SF9			2-1 G3-1		4-0 E IBB		2	1	0	1	1	0	0	Montreal Expos @ Chicago Cubs Wrigley Field, Chicago, IL Wed Sep 08 2004, 7:05 PM CDT Att: 38,379 - Sunny - 65 F										
Endy Chavez, L (1, 8) OBP: 0.315, SLG: 0.383	0-1 F7		0-1 F9			2-2 G4-3		1-0 E3 S HR		4	1	0	1	0	0	1											
Juan Rivera, R (1, 9) OBP: 0.339, SLG: 0.421	0-0 1B			0-3 K			2-2 G6-3	2-2 G6-3		4	0	1	0	0	1	1											
Termel Sledge, L (1, 7) OBP: 0.320, SLG: 0.418	1 SAFE 2-2 G1-3			0-0 G3-1			3-3 K	3-H 1-0 HR		4	1	1	2	0	1	1											
Brendan Harris, R (1, 5) OBP: 0.308, SLG: 0.333 Tony Batista, R (7, 5) OBP: 0.297, SLG: 0.417		0-1 G5-3		3-3 K			2-2 1B	0-1 G5-3		3	0	1	0	0	1	0											
Brian Schneider, L (1, 2) OBP: 0.329, SLG: 0.415		2-1 G5-3			1-3 K		1-3 SAFE K	0-1 G3		4	0	0	0	0	2	1											
Jamey Carroll, R (1, 4) OBP: 0.360, SLG: 0.384		0-2 G1-4-3			0-1 G6-3			1-1 SH1-4 1B E	1-2 G4-3	4	1	1	0	0	0	0											
Maicer Izturis, S (1, 6) OBP: 0.426, SLG: 0.564			1-0 SH1-4 SF9 2B		0-3 K			0-0 SH1-4 E	3-3 K	4	2	2	0	0	2	0											
Scott Downs, L (1, 1) OBP: 0.222, SLG: 0.125			1-2 SH1-4		2-3 K			0-0 SH1-4		1	0	0	0	0	1	0											
Inning Stats	R: 0 E: 0 K: 0 S: 9	H: 1 LOB: 1 BB: 0 P: 11	R: 0 E: 0 K: 0 S: 7	H: 0 LOB: 0 BB: 0 P: 9	R: 1 E: 0 K: 0 S: 7	H: 1 LOB: 0 BB: 0 P: 11	R: 0 E: 0 K: 2 S: 7	H: 0 LOB: 0 BB: 0 P: 10	R: 0 E: 0 K: 1 S: 11	H: 0 LOB: 0 BB: 0 P: 17	R: 0 E: 0 K: 2 S: 15	H: 1 LOB: 1 BB: 0 P: 23	R: 5 E: 1 K: 0 S: 11	H: 3 LOB: 0 BB: 1 P: 20	R: 0 E: 0 K: 1 S: 8	H: 0 LOB: 0 BB: 0 P: 12	1B: 4 2B: 1 3B: 0 HR: 1	SF: 1 SAC: 2 DP: 0 HBP: 0	WP: 0 PB: 0 SB: 3 CS: 0	PA: 35							
PITCHER	IP	WLS	BF	H	R	ER	SO	BB	IBB	HBP	BLK	WP	HR	S	P	ERA	WHIP										
Greg Maddux, R (1, 1) ERA: 3.65	7.2	L	30	5	5	3	7	0	1	0	0	0	0	72	106	3.52	0.652										
Mike Remlinger, L (8, 1) ERA: 3.89	0.1		2	1	1	0	0	0	0	0	0	0	1	3	4	0.00	3.000										
46 Ryan Dempster, R (9, 1) ERA: 3.6	1.0		3	0	0	0	1	0	0	0	0	0	0	8	12	0.00	0.000										

AB	31
R	6
H	6
RBI	4
BB	1
SO	8
LOB	4



Batter	1	2	3	4	5	6	7	8	9	AB	R	H	RBI	BB	SO	LOB	BOTTOM										
Corey Patterson, L (1, 8) OBP: 0.334, SLG: 0.475	1-2 G3			1-3 K			1-1 G3		0-3 K	4	0	0	0	0	2	1	Montreal Expos @ Chicago Cubs Wrigley Field, Chicago, IL Wed Sep 08 2004, 7:05 PM CDT Att: 38,379 - Sunny - 65 F										
25 Derrek Lee, R (1, 3) OBP: 0.381, SLG: 0.537	1-1 G6-4-3 1B			1-2 P4		4-2 G4-6-3 BB		3-2 1-3 1B		3	0	2	0	1	0	0											
Nomar Garciaparra, R (1, 6) OBP: 0.397, SLG: 0.483	0-0 G6-4-3 1-2			1-1 F8			0-0 G4-6-3 1-2	0-1 F8		4	0	0	0	0	0	4											
Moises Alou, R (1, 7) OBP: 0.346, SLG: 0.543		0-0 16 L9-6 WP 1B			0-0 F9			0-0 F9		3	0	1	0	0	0	0											
Sammy Sosa, R (1, 9) OBP: 0.336, SLG: 0.527		3-3 K			3-2 P2			1-2 G6-3		3	0	0	0	0	1	1											
16 Aramis Ramirez, R (1, 5) OBP: 0.363, SLG: 0.578		1-2 L9-6 2-2			2-2 G6-3			0-0 1B		3	0	1	0	0	0	1											
Mark Grudzielanek, R (1, 4) OBP: 0.343, SLG: 0.426			3-2 L1			3-2 F8		3-2 F9		3	0	0	0	0	0	1											
Paul Bako, L (1, 2) OBP: 0.262, SLG: 0.273 Michael Barrett, R (9, PH) OBP: 0.345, SLG: 0.497			0-0 G1-3			1-0 F8		1-2 G6-3		2	0	0	0	0	0	0											
Greg Maddux, R (1, 1) OBP: 0.172, SLG: 0.158 Mike Remlinger, L (8, 1) OBP: 0.345, SLG: 0.497 46 Ryan Dempster, R (9, 1) OBP: 0.200, SLG: 0.214 Jason Dubois, R (9, PH) OBP: 0.200, SLG: 0.214			0-3 K			2-1 G5-3		0-0 25 1B		2	0	0	0	0	1	0											
Inning Stats	R: 0 E: 0 K: 0 S: 6	H: 1 LOB: 0 BB: 0 P: 8	R: 0 E: 0 K: 1 S: 8	H: 1 LOB: 0 BB: 0 P: 12	R: 0 E: 0 K: 1 S: 7	H: 0 LOB: 0 BB: 0 P: 10	R: 0 E: 0 K: 1 S: 9	H: 0 LOB: 0 BB: 0 P: 12	R: 0 E: 0 K: 0 S: 7	H: 0 LOB: 0 BB: 0 P: 12	R: 0 E: 0 K: 0 S: 5	H: 0 LOB: 0 BB: 1 P: 10	R: 0 E: 0 K: 0 S: 10	H: 1 LOB: 1 BB: 0 P: 14	R: 0 E: 0 K: 1 S: 13	H: 2 LOB: 2 BB: 0 P: 17	1B: 5 2B: 1 3B: 0 HR: 0	SF: 0 SAC: 0 DP: 3 HBP: 0	WP: 1 PB: 0 SB: 0 CS: 0	PA: 30							
PITCHER	IP	WLS	BF	H	R	ER	SO	BB	IBB	HBP	BLK	WP	HR	S	P	ERA	WHIP										
Scott Downs, L (1, 1) ERA: 5.7	9.0	W	30	5	0	0	4	1	0	0	0	1	0	74	110	0.00	0.667										

AB	29
R	0
H	5
RBI	0
BB	1
SO	4
LOB	8



Batter	1	2	3	4	5	6	7	8	9	AB	R	H	RBI	BB	SO	LOB	TOP		
Juan Pierre, L (1, 8) OBP: 0.369, SLG: 0.407	F7		1B		G6-3		G6-3			3	0	0	0	1	0	0			
Luis Castillo, S (1, 4) OBP: 0.371, SLG: 0.351	E1 G3-1 PB 1B		1B		G6-3			K		4	1	2	0	0	1	0			
Paul Lo Duca, R (1, 2) OBP: 0.354, SLG: 0.442	G3-1		1B		G4-3			G4-3 HBP		3	0	1	0	0	0	2			
Miguel Cabrera, R (1, 7) OBP: 0.378, SLG: 0.531	K		1B		G1-3			G4-3		4	0	0	0	0	1	3			
Mike Lowell, R (1, 5) OBP: 0.368, SLG: 0.514			1B		G6-3			L7		4	1	1	0	0	0	1			
Jeff Conine, R (1, 3) OBP: 0.335, SLG: 0.420			2B		G6-3			K		4	0	1	0	0	1	1			
Juan Encarnacion, R (1, 9) OBP: 0.289, SLG: 0.498			BB		G6-3			K		3	0	0	0	1	2	1			
Alex Gonzalez, R (1, 6) OBP: 0.275, SLG: 0.428			1B		P4			K		4	0	1	1	0	2	2			
Dontrelle Willis, L (1, 1) OBP: 0.246, SLG: 0.308			F7					F8		3	0	0	0	0	1	3			
Guillermo Mota, R (7, 1) OBP: 0.230, SLG: 0.300										0	0	0	0	0	0	0			
Matt Perisho, L (8, 1)										0	0	0	0	0	0	0			
Rudy Seanez, R (8, 1)										0	0	0	0	0	0	0			
Inning Stats	R: 1 E: 1 K: 1 S: 9	H: 1 LOB: 0 BB: 0 P: 12	R: 1 E: 0 K: 0 S: 12	H: 2 LOB: 1 BB: 0 P: 16	R: 0 E: 0 K: 0 S: 11	H: 1 LOB: 1 BB: 1 P: 21	R: 0 E: 0 K: 1 S: 8	H: 1 LOB: 2 BB: 1 P: 16	R: 0 E: 0 K: 1 S: 7	H: 0 LOB: 0 BB: 0 P: 11	R: 0 E: 0 K: 1 S: 8	H: 0 LOB: 0 BB: 0 P: 13	R: 0 E: 0 K: 1 S: 9	H: 0 LOB: 0 BB: 0 P: 16	R: 0 E: 0 K: 3 S: 9	H: 0 LOB: 0 BB: 0 P: 9	1B: 3 2B: 2 3B: 1 HR: 0	SF: 0 SAC: 0 DP: 0 HBP: 1	WP: 0 PA: 35 PB: 1 SB: 0 CS: 0
PITCHER	IP WLS BF H R ER SO BB IBB HBP BLK WP HR S P ERA WHIP																		
38 Carlos Zambrano, R (1, 1) ERA: 2.8	7.0	28	6	2	1	4	2	0	0	0	0	0	0	64	103	1.29	1.143		
46 Ryan Dempster, R (8, 1) ERA: 3.27	1.0	W 4	0	0	0	1	0	0	1	0	0	0	0	9	16	0.00	0.000		
LaTroy Hawkins, R (9, 1) ERA: 2.69	1.0	S 3	0	0	0	3	0	0	0	0	0	0	0	9	9	0.00	0.000		

Florida Marlins @ Chicago Cubs
Wrigley Field, Chicago, IL
Sat Sep 11 2004, 1:20 PM CDT
Att: 39,078 - Sunny - 79 F

AB 32
R 2
H 6
RBI 1
BB 2
SO 8
LOB 13




Batter	1	2	3	4	5	6	7	8	9	AB	R	H	RBI	BB	SO	LOB	BOTTOM		
Corey Patterson, L (1, 8) OBP: 0.337, SLG: 0.476	BB 1B		BB		K			L3		4	1	2	0	1	1	3			
25 Derek Lee, R (1, 3) OBP: 0.381, SLG: 0.534	F8		BB		BB			BB		3	0	1	3	2	0	4			
16 Aramis Ramirez, R (1, 5) OBP: 0.361, SLG: 0.578	F8		F9		F7			L8		5	0	1	1	0	0	3			
Moises Alou, R (1, 7) OBP: 0.349, SLG: 0.551	BB		BB		FC4-6			BB		3	0	1	0	1	1	3			
Nomar Garciaparra, R (1, 6) OBP: 0.357, SLG: 0.484			G6-3					E6 1B		2	0	0	0	0	1	3			
Ramon Martinez, R (6, 6) OBP: 0.233, SLG: 0.342			G6-3					1B		1	0	0	0	0	0	0			
Nelfi Perez, S (8, PH) OBP: 0.291, SLG: 0.311								1B		1	1	1	0	0	0	0			
Sammy Sosa, R (1, 9) OBP: 0.335, SLG: 0.521			K		K			1B		4	1	2	1	0	2	0			
Mark Grudzielanek, R (1, 4) OBP: 0.351, SLG: 0.433			BB		G1-3			BB		3	1	1	0	0	0	1			
Michael Barrett, R (1, 2) OBP: 0.344, SLG: 0.493			BB		G1-3			K		3	0	1	0	1	1	2			
38 Carlos Zambrano, S (1, 1) OBP: 0.215, SLG: 0.222			BB					F8		1	0	0	0	0	1	1			
Jason Dubois, R (7, PH) OBP: 0.235, SLG: 0.200			BB					L1		1	0	0	0	0	0	0			
46 Ryan Dempster, R (8, 1) ERA: 4.08			BB					BB		0	0	0	0	0	0	0			
Todd Walker, L (8, PH) OBP: 0.356, SLG: 0.472			BB					BB		1	1	0	0	0	0	0			
LaTroy Hawkins, R (9, 1) ERA: 3.55								BB		0	0	0	0	0	0	0			
Inning Stats	R: 0 E: 0 K: 1 S: 13	H: 1 LOB: 2 BB: 1 P: 20	R: 0 E: 0 K: 1 S: 12	H: 1 LOB: 3 BB: 2 P: 24	R: 0 E: 0 K: 0 S: 5	H: 1 LOB: 0 BB: 0 P: 8	R: 0 E: 0 K: 2 S: 14	H: 1 LOB: 1 BB: 0 P: 21	R: 0 E: 0 K: 1 S: 8	H: 0 LOB: 1 BB: 1 P: 13	R: 0 E: 0 K: 0 S: 5	H: 1 LOB: 0 BB: 0 P: 7	R: 1 E: 0 K: 1 S: 17	H: 2 LOB: 2 BB: 1 P: 27	R: 4 E: 1 K: 1 S: 21	H: 4 LOB: 1 BB: 0 P: 30	1B: 10 2B: 1 3B: 0 HR: 0	SF: 0 SAC: 1 DP: 2 HBP: 1	WP: 0 PA: 39 PB: 1 SB: 1 CS: 0
PITCHER	IP WLS BF H R ER SO BB IBB HBP BLK WP HR S P ERA WHIP																		
Dontrelle Willis, L (1, 1) ERA: 3.88	6.2	28	6	1	1	5	4	0	0	0	0	0	0	67	106	1.35	1.500		
Guillermo Mota, R (7, 1) ERA: 2.23	0.2	L 7	3	3	3	2	1	0	1	0	0	0	0	15	23	40.50	6.000		
Matt Perisho, L (8, 1) ERA: 4.08	0.1	2	1	0	0	0	0	0	0	0	0	0	0	6	8	0.00	3.000		
Rudy Seanez, R (8, 1) ERA: 3.55	0.1	2	1	1	1	0	0	0	0	0	0	0	0	7	13	27.00	3.000		

Florida Marlins @ Chicago Cubs
Wrigley Field, Chicago, IL
Sat Sep 11 2004, 1:20 PM CDT
Att: 39,078 - Sunny - 79 F

AB 32
R 5
H 11
RBI 5
BB 5
SO 7
LOB 20



Batter	1	2	3	4	5	6	7	8	9	AB	R	H	RBI	BB	SO	LOB	TOP										
18 Jason Kendall, R OBP: 0.395, SLG: 0.379	G1-3		1B					2B 1B		4	1	2	0	0	0	1	Pittsburgh Pirates @ Chicago Cubs Wrigley Field, Chicago, IL Mon Sep 13 2004, 7:05 PM CDT Att: 38,326 - Sunny - 83 F										
2 Jack Wilson, R OBP: 0.333, SLG: 0.465	F9		1B					2B 1B		4	1	2	0	0	0	0											
Daryle Ward, L OBP: 0.308, SLG: 0.510	K		1B					2B		4	0	1	2	0	1	2											
Craig Wilson, R OBP: 0.357, SLG: 0.508		G5-3		G1-3				G5-3		4	0	1	0	0	0	1											
Jason Bay, R OBP: 0.370, SLG: 0.578		2B		G6-3				FC6-5-4		3	0	1	0	1	0	1											
Tike Redman, L OBP: 0.305, SLG: 0.368	F8			P6				G3-1		4	0	0	0	0	0	4											
Ty Wigginton, R OBP: 0.320, SLG: 0.423	L6				F8				K	4	0	0	0	0	1	1											
Jose Castillo, R OBP: 0.309, SLG: 0.375			G6-3		F8			G6-3	K	3	0	0	0	0	0	0											
Bobby Hill, S OBP: 0.346, SLG: 0.335									K	1	0	0	0	0	1	0											
Frank Brooks, L Nelson Figueroa, R Abraham Nunez, S Mark Corey, R J.R. House, R 34 John Grabow, L Brian Meadows, R Rob Mackowiak, L			K					G4-3	G4-3	0	0	0	0	0	0	0											
Inning Stats	R: 0 E: 0 K: 1 S: 9	H: 0 LOB: 0 BB: 0 P: 12	R: 0 E: 0 K: 0 S: 7	H: 1 LOB: 1 BB: 0 P: 10	R: 0 E: 0 K: 1 S: 14	H: 2 LOB: 2 BB: 0 P: 21	R: 0 E: 0 K: 0 S: 8	H: 0 LOB: 0 BB: 0 P: 12	R: 0 E: 0 K: 1 S: 10	H: 1 LOB: 2 BB: 1 P: 13	R: 0 E: 0 K: 0 S: 11	H: 1 LOB: 2 BB: 1 P: 18	R: 0 E: 0 K: 0 S: 6	H: 0 LOB: 0 BB: 0 P: 6	R: 2 E: 0 K: 0 S: 16	H: 3 LOB: 1 BB: 0 P: 23	R: 0 E: 0 K: 2 S: 11	H: 0 LOB: 0 BB: 0 P: 16	1B: 4 2B: 4 3B: 0 HR: 0	SF: 0 SAC: 0 DP: 0 HBP: 0	WP: 0 PB: 0 SB: 1 CS: 0	PA: 36					
PITCHER	IP	WLS	BF	H	R	ER	SO	BB	IBB	HBP	BLK	WP	HR	S	P	ERA	WHIP										
Greg Maddux, R ERA: 3.51	7.0	W	27	5	0	0	2	1	0	0	0	0	0	65	92	0.00	0.857										
46 Ryan Dempster, R ERA: 4.5	1.0		6	3	2	2	0	0	0	0	0	0	0	16	23	18.00	3.000										
LaTroy Hawkins, R ERA: 2.65	1.0		3	0	0	0	2	0	0	0	0	0	0	11	16	0.00	0.000										

Batter	1	2	3	4	5	6	7	8	9	AB	R	H	RBI	BB	SO	LOB	BOTTOM											
Corey Patterson, L OBP: 0.333, SLG: 0.470	F8	B2-3			K					4	0	0	0	0	1	0	Pittsburgh Pirates @ Chicago Cubs Wrigley Field, Chicago, IL Mon Sep 13 2004, 7:05 PM CDT Att: 38,326 - Sunny - 83 F											
Neftali Feliz, S OBP: 0.290, SLG: 0.318	HR	G3			G1-3					4	1	1	1	0	0	0												
16 Aramis Ramirez, R OBP: 0.360, SLG: 0.572	2B 1B				E5					3	2	1	0	1	0	0												
Moises Alou, R OBP: 0.352, SLG: 0.557	E6				F9					3	2	1	1	1	0	2												
25 Derrek Lee, R OBP: 0.362, SLG: 0.532	HR				F8					4	1	2	3	0	0	1												
Sammy Sosa, R OBP: 0.332, SLG: 0.522	HR				K					4	1	1	2	0	1	3												
Mark Grudzielanek, R OBP: 0.349, SLG: 0.430	G4-3				G6-3					4	0	1	0	0	0	0												
Paul Bako, L OBP: 0.268, SLG: 0.284	K				G4-3					3	0	0	0	1	1	0												
Greg Maddux, R OBP: 0.164, SLG: 0.150					F8					3	0	0	0	0	0	0												
46 Ryan Dempster, R ERA: 4.5					G4-3					0	0	0	0	0	0	0												
Todd Walker, L OBP: 0.355, SLG: 0.476										1	0	0	0	0	1	2												
LaTroy Hawkins, R ERA: 2.65										0	0	0	0	0	0	0												
Inning Stats	R: 5 E: 1 K: 1 S: 26	H: 3 LOB: 0 BB: 1 P: 41	R: 0 E: 0 K: 0 S: 4	H: 0 LOB: 0 BB: 0 P: 6	R: 0 E: 0 K: 1 S: 10	H: 1 LOB: 1 BB: 0 P: 14	R: 0 E: 0 K: 0 S: 5	H: 0 LOB: 0 BB: 0 P: 9	R: 1 E: 0 K: 1 S: 16	H: 1 LOB: 2 BB: 1 P: 28	R: 0 E: 0 K: 0 S: 4	H: 0 LOB: 0 BB: 0 P: 6	R: 0 E: 0 K: 0 S: 6	H: 0 LOB: 0 BB: 0 P: 7	R: 1 E: 0 K: 1 S: 12	H: 2 LOB: 2 BB: 1 P: 20	1B: 4 2B: 0 3B: 0 HR: 3	SF: 0 SAC: 0 DP: 0 HBP: 0	WP: 0 PB: 0 SB: 0 CS: 0	PA: 36								
PITCHER	IP	WLS	BF	H	R	ER	SO	BB	IBB	HBP	BLK	WP	HR	S	P	ERA	WHIP											
Frank Brooks, L ERA: 4.22	1.0	L	8	3	5	4	1	1	0	0	0	0	0	2	26	41	36.00	4.000										
Nelson Figueroa, R ERA: 5.03	3.0		10	1	0	0	1	0	0	0	0	0	0	19	29	0.00	0.333											
Mark Corey, R ERA: 3.95	2.0		9	1	1	0	1	1	0	0	0	0	0	20	34	0.00	1.000											
34 John Grabow, L ERA: 5.17	1.0		3	0	0	0	0	0	0	0	0	0	0	6	7	0.00	0.000											
Brian Meadows, R ERA: 3.59	1.0		6	2	1	1	1	1	0	0	0	0	1	12	20	9.00	3.000											



Batter	1	2	3	4	5	6	7	8	9	AB	R	H	RBI	BB	SO	LOB	TOP					
18 Jason Kendall, R OBP: 0.396, SLG: 0.381	2-2 G5-4-3 1B	2-2 HBP		2-2 G6-3		3-1 WP 2B			2-1 G4-3	4	0	2	1	0	0	0	Pittsburgh Pirates @ Chicago Cubs Wrigley Field, Chicago, IL Wed Sep 15 2004, 1:20 PM CDT Att: 38,395 - Sunny - 81 F					
2 Jack Wilson, R OBP: 0.333, SLG: 0.464	0-0 G5-4-3	1-1 SF8		0-1 F7		2-3 K			0-1 2B	4	0	1	1	0	1	2						
Jason Bay, R OBP: 0.372, SLG: 0.571	4-2 CS BB	3-1 F9		3-2 F8		1-3 K			4-2 BB	3	0	0	0	2	1	3						
Craig Wilson, R OBP: 0.353, SLG: 0.501	1-0 CS	3-3 K	0-3 K		1-2 1B				1-3 K	5	0	1	0	0	4	2						
Daryle Ward, L OBP: 0.308, SLG: 0.498		4-2 2B BB	1-0 P3		2-3 K				2-2 F8	4	1	0	0	1	1	3						
Tike Redman, L OBP: 0.310, SLG: 0.374 34 John Grabow, L Mark Corey, R		1-2 2B 1B	0-0 1B		2-2 FC4 1B				1-3 K	4	2	3	0	0	1	0						
Ty Wigginton, R OBP: 0.320, SLG: 0.425		0-0 1B 18 HBP	1-2 1B		2-3 K				1-0 G6-3	4	1	2	1	0	1	2						
Jose Castillo, R OBP: 0.306, SLG: 0.371		2-3 3-H 2B	3-2 1B		1-1 FC4				1-3 K	4	1	2	2	0	1	2						
Oliver Pérez, L OBP: 0.255, SLG: 0.212 Brian Meadows, R Rob Mackowiak, L		2-3 3-H 1B	1-2 1B		1-1 P5				1-0 F8	2	0	0	0	1	1	2						
		4-2 18 HBP BB	0-3 K							0	0	0	0	0	0	0						
Inning Stats	R: 0 E: 0 K: 0 S: 7	H: 1 LOB: 0 BB: 1 P: 14	R: 4 E: 0 K: 1 S: 23	H: 3 LOB: 2 BB: 2 P: 44	R: 1 E: 0 K: 2 S: 16	H: 3 LOB: 2 BB: 0 P: 18	R: 0 E: 0 K: 0 S: 8	H: 0 LOB: 0 BB: 0 P: 13	R: 0 E: 0 K: 2 S: 16	H: 2 LOB: 2 BB: 0 P: 24	R: 0 E: 0 K: 2 S: 12	H: 1 LOB: 1 BB: 0 P: 19	R: 0 E: 0 K: 2 S: 12	H: 0 LOB: 0 BB: 0 P: 16	R: 0 E: 0 K: 1 S: 5	H: 0 LOB: 2 BB: 1 P: 8	R: 0 E: 0 K: 1 S: 13	H: 1 LOB: 2 BB: 1 P: 22	1B: 7 2B: 4 3B: 0 HR: 0	SF: 1 SAC: 0 DP: 1 HBP: 1	WP: 1 PB: 0 SB: 0 CS: 1	PA: 42
PITCHER	IP WLS BF H R ER SO BB IBB HBP BLK WP HR S P ERA WHIP	5.0 W 4 1 0 5 5 3 0 1 0 0 0 70 113 9.00 2.400	1.0 W 4 1 0 0 2 0 0 0 0 0 0 12 19 0.00 1.000	1.0 H 3 0 0 0 2 0 0 0 0 0 0 12 16 0.00 0.000	2.0 S 8 1 0 0 2 1 0 0 0 0 0 18 30 0.00 1.000	PITCHER										IP WLS BF H R ER SO BB IBB HBP BLK WP HR S P ERA WHIP	6.0 L 26 9 5 5 5 3 0 0 0 0 0 70 113 9.00 2.400					

AB	35
R	5
H	11
RBI	5
BB	4
SO	11
LOB	16



Batter	1	2	3	4	5	6	7	8	9	AB	R	H	RBI	BB	SO	LOB	BOTTOM				
Corey Patterson, L OBP: 0.336, SLG: 0.481	1-0 F7	3-3 K		0-3 K		0-2 HR 2B			0-0 G3 F7	6	1	1	0	0	2	4	Pittsburgh Pirates @ Chicago Cubs Wrigley Field, Chicago, IL Wed Sep 15 2004, 1:20 PM CDT Att: 38,395 - Sunny - 81 F				
Neftali Pérez, S OBP: 0.292, SLG: 0.328	1-0 F7	0-0 P6			2-3 K	2-2 HR			1-0 HR 1B	6	2	3	2	0	1	1					
Moises Alou, R OBP: 0.354, SLG: 0.560 Tom Goodwin, L OBP: 0.267, SLG: 0.299	0-0 25 HR 2B		0-0 G1-3		4-1 BB 25 BB	2-1 3B			0-2 FC3-6 BB	3	2	2	0	2	0	0					
25 Derrek Lee, R OBP: 0.366, SLG: 0.536	1-2 HR		3-2 F9		4-1 BB	4-0 BB			4-1 HR BB	2	2	1	2	3	0	0					
Sammy Sosa, R OBP: 0.338, SLG: 0.537 Calvin Murray, R OBP: 0.333, SLG: 0.333	1-0 HR		0-0 FC4-6 1B		4-2 BB	1-1 F9			2-2 HR	4	2	3	5	1	0	2					
Michael Barrett, R OBP: 0.343, SLG: 0.495	0-2 HR		1-1 FC4-6		0-3 K				1-2 2B 1B	5	2	2	1	0	2	4					
Mark Grudzielanek, R OBP: 0.350, SLG: 0.437	1-0 P3			1-0 1B	0-2 P4				0-2 2B 2B	5	2	3	0	0	0	3					
Ramon Martínez, R OBP: 0.313, SLG: 0.346 Jose Macias, S OBP: 0.282, SLG: 0.362		0-0 22 SH1-4 2B		1-2 F8		1-1 G6-3			2-2 F9 1B	2	0	1	0	0	0	1					
22 Mark Prior, R OBP: 0.207, SLG: 0.145 43 Michael Wuerz, R Jason Dubois, R Mike Remlinger, L Ben Griewe, L 46 Ryan Dempster, R		0-0 SH1-4		1-3 K		0-0 P4			1-3 F9 1B	1	0	0	0	0	1	1					
				0-2 HR		1-3 K			1-2 2B 1B	1	0	0	0	0	0	0					
Inning Stats	R: 4 E: 0 K: 0 S: 14	H: 4 LOB: 0 BB: 0 P: 19	R: 0 E: 0 K: 1 S: 8	H: 1 LOB: 0 BB: 0 P: 11	R: 0 E: 0 K: 0 S: 7	H: 1 LOB: 1 BB: 0 P: 11	R: 0 E: 0 K: 2 S: 13	H: 1 LOB: 0 BB: 0 P: 16	R: 0 E: 0 K: 2 S: 17	H: 0 LOB: 3 BB: 3 P: 31	R: 2 E: 0 K: 0 S: 14	H: 3 LOB: 2 BB: 1 P: 24	R: 1 E: 0 K: 1 S: 8	H: 2 LOB: 1 BB: 0 P: 11	R: 6 E: 0 K: 1 S: 24	H: 6 LOB: 2 BB: 2 P: 40	R: 0 E: 0 K: 1 S: 13	H: 6 LOB: 2 BB: 1 HR: 5	SF: 0 SAC: 1 DP: 0 HBP: 0	WP: 0 PB: 0 SB: 0 CS: 0	PA: 48
PITCHER	IP WLS BF H R ER SO BB IBB HBP BLK WP HR S P ERA WHIP	5.2 L 31 10 6 6 5 4 0 0 0 0 0 4 71 109 9.53 2.471	0.2 L 4 2 1 1 1 0 0 0 0 0 0 8 11 13.50 3.000	0.2 L 4 1 2 2 0 1 0 0 0 0 0 5 11 27.00 3.000	1.0 L 9 5 4 4 1 1 0 0 0 0 0 1 21 32 36.00 6.000	PITCHER										IP WLS BF H R ER SO BB IBB HBP BLK WP HR S P ERA WHIP	6.0 L 26 9 5 5 5 3 0 0 0 0 0 70 113 9.00 2.400				



Batter	1	2	3	4	5	6	7	8	9	AB	R	H	RBI	BB	SO	LOB	TOP								
Corey Patterson, L (1,8) OBP: 0.335, SLG: 0.478	1-3 K	2-2 G3		1-0 P4			1-1 E3 16 HR		4-2 S BB	4	1	0	0	1	1	2									
Neft Perez, S (1,6) OBP: 0.291, SLG: 0.325	0-0 E1 16 HR		0-1 F7		0-2 P5		0-2 F7		4-1 BB	4	1	0	0	1	0	1									
16 Aramis Ramirez, R (1,5) OBP: 0.363, SLG: 0.591	0-0 HR		0-0 25 1B		2-2 HR		1-1 HR		1-2 BB	5	3	4	5	0	0	2									
Moises Alou, R (1,7) OBP: 0.355, SLG: 0.558	4-1 25 WP BB		4-1 25 1B BB		0-0 F8		1-3 K			2	0	0	0	2	1	0									
25 Derrek Lee, R (1,3) OBP: 0.365, SLG: 0.534	2-1 F9		0-0 BB		2-0 G5-3				3-3 K	4	0	1	0	0	1	1									
Sammy Sosa, R (1,9) OBP: 0.335, SLG: 0.532	2-2 G5-3		2-1 G4-6-3 1B						2-0 P4	4	0	0	0	0	1	4									
Todd Walker, L (1,4) OBP: 0.353, SLG: 0.470		1-1 L9		0-2 F9					2-3 K	4	0	0	0	0	1	0									
Kent Mercker, L (8,1)										0	0	0	0	0	0	0									
LaTroy Hawkins, R (9,1)										0	0	0	0	0	0	0									
Paul Bako, L (1,2) OBP: 0.267, SLG: 0.283		0-1 1B		2-2 E5 34 SH3		2-1 G3			2-3 K	4	0	1	0	0	1	0									
34 Kerry Wood, R (1,1) OBP: 0.190, SLG: 0.256		1-3 K		0-1 SH3					1-3 K	2	0	0	0	0	1	1									
Mark Grudzielanek, R (8,4) OBP: 0.349, SLG: 0.455				1-2			0-0 G6-3			1	0	0	0	0	1	0									
Inning Stats	R: 2 E: 1 K: 1 S: 13	H: 1 LOB: 1 BB: 1 P: 22	R: 0 E: 0 K: 1 S: 10	H: 1 LOB: 1 BB: 0 P: 14	R: 0 E: 0 K: 0 S: 7	H: 2 LOB: 2 BB: 1 P: 13	R: 0 E: 1 K: 0 S: 9	H: 0 LOB: 0 BB: 0 P: 12	R: 1 E: 0 K: 0 S: 8	H: 1 LOB: 0 BB: 0 P: 12	R: 0 E: 0 K: 1 S: 7	H: 0 LOB: 0 BB: 0 P: 10	R: 2 E: 1 K: 1 S: 12	H: 1 LOB: 0 BB: 0 P: 15	R: 0 E: 0 K: 2 S: 7	H: 0 LOB: 0 BB: 2 P: 14	R: 0 E: 0 K: 13 S: 13	H: 0 LOB: 2 BB: 2 P: 25	1B: 2 2B: 1 3B: 0 HR: 3	SF: 0 SAC: 1 DP: 1 HBP: 0	WP: 1 PB: 0 SB: 1 CS: 0	PA: 39			
PITCHER	IP	WLS	BF	H	R	ER	SO	BB	IBB	HBP	BLK	WP	HR	S	P	ERA	WHIP								
Josh Hancock, R (1,1) ERA: 5.4	6.2		29	5	4	3	3	2	0	0	0	1	2	61	91	4.05	1.050								
Ryan Wagner, R (7,1) ERA: 4.38	0.1	L	2	1	1	0	1	0	0	0	0	0	1	5	7	0.00	3.000								
Joe Valentine, R (8,1) ERA: 6.14	2.0		8	0	0	0	4	2	0	0	0	0	0	20	39	0.00	1.000								

Chicago Cubs @ Cincinnati Reds
Great American Ball Park, Cincinnati, OH
Thu Sep 16 2004, 7:10 PM EDT
Att: 20,884 - Overcast - 77 F


AB 34
R 5
H 6
RBI 5
BB 4
SO 8
LOB 11



Batter	1	2	3	4	5	6	7	8	9	AB	R	H	RBI	BB	SO	LOB	BOTTOM								
6 Ryan Freel, R (1,5) OBP: 0.379, SLG: 0.374	4-0 G1-6-3 BB			0-1 F7 1B	2-2 F9		2-3 K			3	1	1	0	1	1	3									
Felipe Lopez, S (1,6) OBP: 0.320, SLG: 0.438	1 SAFE K			1-2 F7	1-0 G6-3		3-1 F7			4	0	1	2	0	1	3									
Sean Casey, L (1,3) OBP: 0.388, SLG: 0.556	0-2 G1-6-3			0-1 BB 1B	2-0 G6-3		2-3 F8			4	0	1	1	0	0	2									
Adam Dunn, L (1,7) OBP: 0.395, SLG: 0.576		3-2 F8		3-3 K	1-2 G4-3		0-0 P4			4	0	0	0	0	1	2									
D'Angelo Jimenez, S (1,4) OBP: 0.358, SLG: 0.375		3-2 G4-3		4-1 BB			2-3 K		3-3 K	3	0	0	0	1	2	0									
Austin Kearns, R (1,9) OBP: 0.332, SLG: 0.391		1-0 G5-3		2-3 K			1-3 K		2-1 F9	4	0	0	0	0	2	2									
Wily Mo Peña, R (1,8) OBP: 0.306, SLG: 0.511			2-1 F8		0-1 BB 6 WP 1B		1-3 K		1-3 K	4	1	1	0	0	2	0									
Jason LaRue, R (1,2) OBP: 0.332, SLG: 0.437			0-3 K		4-2 BB 6 WP 2B BB		2-0 FC2-6 1B		1-0 F9	3	1	1	0	1	1	0									
Josh Hancock, R (1,1) OBP: 0.154, SLG: 0.083			2-3 K		4-0 BB 6 WP 2B BB		2-0 FC2-6 1B			1	1	0	0	1	1	0									
Ryan Wagner, R (7,1) ERA: 2.22										0	0	0	0	0	0	0									
Darren Bragg, L (7,PH) OBP: 0.268, SLG: 0.328										1	0	0	0	0	0	1									
Joe Valentine, R (8,1) ERA: 2.54										0	0	0	0	0	0	0									
Inning Stats	R: 0 E: 0 K: 1 S: 6	H: 0 LOB: 0 BB: 1 P: 11	R: 0 E: 0 K: 0 S: 7	H: 0 LOB: 0 BB: 0 P: 14	R: 0 E: 0 K: 2 S: 9	H: 0 LOB: 0 BB: 0 P: 13	R: 1 E: 0 K: 2 S: 15	H: 2 LOB: 1 BB: 2 P: 25	R: 0 E: 0 K: 3 S: 9	H: 0 LOB: 0 BB: 0 P: 13	R: 0 E: 0 K: 1 S: 7	H: 1 LOB: 1 BB: 0 P: 16	R: 0 E: 0 K: 1 S: 5	H: 0 LOB: 0 BB: 0 P: 8	R: 0 E: 0 K: 1 S: 6	H: 0 LOB: 0 BB: 0 P: 10	1B: 4 2B: 1 3B: 0 HR: 0	SF: 0 SAC: 0 DP: 1 HBP: 0	WP: 2 PB: 0 SB: 2 CS: 0	PA: 35					
PITCHER	IP	WLS	BF	H	R	ER	SO	BB	IBB	HBP	BLK	WP	HR	S	P	ERA	WHIP								
34 Kerry Wood, R (1,1) ERA: 3.54	7.0		29	5	4	4	9	4	0	0	0	0	0	65	118	5.14	1.286								
Kent Mercker, L (8,1) ERA: 2.22	1.0	H	3	0	0	0	1	0	0	0	0	0	0	5	8	0.00	0.000								
LaTroy Hawkins, R (9,1) ERA: 2.54	1.0	S	3	0	0	0	1	0	0	0	0	0	0	6	10	0.00	0.000								

Chicago Cubs @ Cincinnati Reds
Great American Ball Park, Cincinnati, OH
Thu Sep 16 2004, 7:10 PM EDT
Att: 20,884 - Overcast - 77 F

AB 31
R 4
H 5
RBI 3
BB 4
SO 11
LOB 13



Batter	1	2	3	4	5	6	7	8	9	AB	R	H	RBI	BB	SO	LOB	TOP						
Cory Patterson, L (1, 8) OBP: 0.334, SLG: 0.474 Calvin Murray, R (8, 8) OBP: 0.250, SLG: 0.250	4-2 F9 BB		0-1 G4-3	2-3 K		1-2 P5		1-1 G3	0-2 L8	4	0	0	0	1	1	5							
Neftali Feliz, S (1, 6) OBP: 0.289, SLG: 0.326	2-2 F9 1-2			0-2 F7	3-2 G3	0-0 P6		0-1 1B		5	1	1	1	0	0	1							
16 Aramis Ramirez, R (1, 5) OBP: 0.365, SLG: 0.590 Todd Wellemeyer, R (8, 1) OBP: 0.125, SLG: 0.133	3-1 G6-3			2-0 1B	2-2 25 HR			2-2 G5-3	4-1 1B	4	2	2	0	1	0	0							
Moises Alou, R (1, 7) OBP: 0.356, SLG: 0.556 Jose Macias, S (8, PH) OBP: 0.290, SLG: 0.360		1-3 K		0-1 25 2B	4-1 25 HR			2-1 G5-3	2-3 K	3	2	1	0	1	1	0							
25 Derrek Lee, R (1, 3) OBP: 0.366, SLG: 0.541 Todd Walker, L (8, PH) OBP: 0.354, SLG: 0.471		1-3 K		1-2 25 2B	1-2 25 HR			1-2 E1	0-1 1B	4	2	2	5	0	1	0							
Sammy Sosa, R (1, 9) OBP: 0.334, SLG: 0.528 Tom Goodwin, L (8, PH) OBP: 0.264, SLG: 0.296		3-3 K		1-1 SF8	1-1 HR			2-3 K	3-2 L9	3	0	0	0	1	2	1							
Mark Grudzielanek, R (1, 4) OBP: 0.350, SLG: 0.432			1-1 P4	4-2 38 BB	0-0 G5-3			1-1 2B	0-1 L7	4	1	1	0	1	0	0							
Michael Barrett, R (1, 2) OBP: 0.344, SLG: 0.501 Mike DiFelice, R (8, 2) OBP: 0.222, SLG: 0.208			1-1 2B	0-2 SF8		0-2 P3		2-2 2B	0-0 P3	3	1	2	1	0	0	0							
3B Carlos Zambrano, S (1, 1) OBP: 0.235, SLG: 0.277 Ben Grievie, L (8, PH) OBP: 0.362, SLG: 0.427			3-3 K2-3	4-2 BB		3-1 HR		0-2 G3	1-0 HR	2	1	1	1	1	1	1							
Inning Stats	R: 0 E: 0 K: 0 S: 8	H: 0 LOB: 0 BB: 1 P: 17	R: 0 E: 0 K: 3 S: 10	H: 0 LOB: 0 BB: 0 P: 15	R: 0 E: 0 K: 1 S: 11	H: 1 LOB: 1 BB: 0 P: 16	R: 3 E: 0 K: 1 S: 22	H: 3 LOB: 3 BB: 3 P: 41	R: 3 E: 0 K: 0 S: 12	H: 2 LOB: 1 BB: 1 P: 21	R: 1 E: 0 K: 0 S: 9	H: 1 LOB: 0 BB: 0 P: 13	R: 0 E: 1 K: 1 S: 11	H: 0 LOB: 1 BB: 0 P: 18	R: 4 E: 0 K: 1 S: 26	H: 5 LOB: 2 BB: 1 P: 39	R: 1 E: 0 K: 0 S: 7	H: 1 LOB: 0 BB: 0 P: 8	1B: 5 2B: 5 3B: 0 HR: 3	SF: 1 SAC: 0 DP: 0 HBP: 0	WP: 0 PB: 0 SB: 0 CS: 0	PA: 46	
PITCHER	IP	WLS	BF	H	R	ER	SO	BB	IBB	HBP	BLK	WP	HR	S	P	ERA	WHIP					ERA	WHIP
Luke Hudson, R (1, 1) ERA: 2.89	4.0	L	19	4	3	3	5	4	0	0	0	0	0	51	89	6.75	2.000					5.40	1.800
Juan Padilla, R (5, 1) ERA: 7.2	1.0		6	2	3	3	0	1	0	0	0	0	1	12	21	27.00	3.000						
Mike Matthews, L (6, 1) ERA: 6.92	1.0		4	1	1	1	0	0	0	0	0	0	1	9	13	9.00	1.000						
Ryan Wagner, R (7, 1) ERA: 4.29	1.0		4	0	0	0	1	0	0	0	0	0	0	11	18	0.00	0.000						
Gabe White, L (8, 1) ERA: 7.39	0.1		5	4	4	4	0	0	0	0	0	0	0	14	18	108.00	12.000						

Chicago Cubs @ Cincinnati Reds
Great American Ball Park, Cincinnati, OH
Fri Sep 17 2004, 7:10 PM EDT
Att: 33,369 - Cloudy - 69 F

AB	39
R	12
H	13
RBI	12
BB	6
SO	7
LOB	12



Batter	1	2	3	4	5	6	7	8	9	AB	R	H	RBI	BB	SO	LOB	BOTTOM						
6 Ryan Freel, R (1, 9) OBP: 0.379, SLG: 0.374	2-3 K		1-1 WP		2-2 G6-3		3-2 G3		3-2 G3	5	0	2	0	0	1	1							
Felipe Lopez, S (1, 5) OBP: 0.322, SLG: 0.431	1-2 F7		4-2 1B		0-0 F8			4-1 1B	3-2 G3	3	1	0	0	2	0	2							
Sean Casey, L (1, 3) OBP: 0.388, SLG: 0.561 Jacob Cruz, L (8, PH) OBP: 0.323, SLG: 0.346	0-1 L8		0-1 L4			3-1 HR		2-2 2B	1-3 1B	3	1	1	1	0	0	2							
Adam Dunn, L (1, 7) OBP: 0.393, SLG: 0.571		0-0 G4-3		1-0 F8		2-3 K		2-0 P5		4	0	0	0	0	1	2							
D'Angelo Jimenez, S (1, 4) OBP: 0.361, SLG: 0.379		4-2 BB		0-2 1B		1-1 L7		1-1 1B		3	1	2	1	1	0	0							
Wily Mo Peña, R (1, 8) OBP: 0.314, SLG: 0.515		4-2 BB		0-0 1B		0-0 1B		0-0 1B		3	0	3	1	1	0	0							
Corky Miller, R (1, 2) OBP: 0.204, SLG: 0.026		3-2 G6-4-3		0-2 L4-3		2-2 F9		2-3 FC1-4-6		4	0	0	1	0	0	6							
Anderson Machado, S (1, 6) OBP: 0.385, SLG: 0.542			2-3 K		1-2 G6-3		1-1 G3-1		3-3 K	4	0	1	0	0	2	1							
Inning Stats	R: 0 E: 0 K: 1 S: 8	H: 0 LOB: 0 BB: 0 P: 11	R: 0 E: 0 K: 0 S: 8	H: 0 LOB: 1 BB: 2 P: 19	R: 0 E: 0 K: 2 S: 15	H: 1 LOB: 2 BB: 1 P: 22	R: 0 E: 0 K: 0 S: 8	H: 2 LOB: 1 BB: 0 P: 9	R: 0 E: 0 K: 0 S: 12	H: 1 LOB: 1 BB: 0 P: 16	R: 1 E: 0 K: 1 S: 12	H: 2 LOB: 0 BB: 0 P: 20	R: 0 E: 0 K: 1 S: 9	H: 0 LOB: 0 BB: 0 P: 15	R: 3 E: 0 K: 1 S: 15	H: 3 LOB: 1 BB: 1 P: 27	R: 0 E: 0 K: 2 S: 12	H: 1 LOB: 1 BB: 0 P: 19	1B: 8 2B: 2 3B: 0 HR: 1	SF: 0 SAC: 0 DP: 2 HBP: 0	WP: 1 PB: 0 SB: 0 CS: 0	PA: 39	
PITCHER	IP	WLS	BF	H	R	ER	SO	BB	IBB	HBP	BLK	WP	HR	S	P	ERA	WHIP					ERA	WHIP
38 Carlos Zambrano, R (1, 1) ERA: 2.74	7.0	W	28	6	1	1	5	3	0	0	0	0	0	15	27	27.00	4.000						
Todd Wellemeyer, R (8, 1) ERA: 4.56	1.0		7	3	3	3	1	1	0	0	0	0	0	15	27	27.00	4.000						
Sergio Mitre, R (9, 1) ERA: 6.89	1.0		4	1	0	0	2	0	0	0	0	0	0	12	19	0.00	1.000						

Chicago Cubs @ Cincinnati Reds
Great American Ball Park, Cincinnati, OH
Fri Sep 17 2004, 7:10 PM EDT
Att: 33,369 - Cloudy - 69 F


AB	35
R	4
H	10
RBI	4
BB	4
SO	8
LOB	16



Batter	1	2	3	4	5	6	7	8	9	AB	R	H	RBI	BB	SO	LOB	TOP					
Corey Patterson, L (1, 8) OBP: 0.333, SLG: 0.472	G6-3		K		K		F8 16 S 1B	F9		5	0	1	0	0	2	3	Chicago Cubs @ Cincinnati Reds Great American Ball Park, Cincinnati, OH Sat Sep 18 2004, 7:10 PM EDT Att: 41,829 - Sunny - 72 F					
Neftali Feliz, S (1, 6) OBP: 0.291, SLG: 0.327	K				FC4-6		B6			5	0	2	0	0	1	2						
16 Aramis Ramirez, R (1, 5) OBP: 0.364, SLG: 0.585	P4		F9				F8			4	1	0	0	1	0	3						
Moises Alou, R (1, 7) OBP: 0.357, SLG: 0.566			G5-3				G5-3			5	2	2	3	0	1	2						
25 Derrek Lee, R (1, 3) OBP: 0.367, SLG: 0.541					P4					4	1	2	0	0	1	0						
Sammy Sosa, R (1, 9) OBP: 0.335, SLG: 0.535					G3					4	1	2	1	0	1	1						
Mark Grudzielanek, R (1, 4) OBP: 0.349, SLG: 0.429					F8					4	0	1	0	0	0	2						
Paul Bako, L (1, 2) OBP: 0.276, SLG: 0.281										1	0	0	0	2	0	1						
Todd Walker, L (8, PH) OBP: 0.356, SLG: 0.473										1	0	1	0	0	0	0						
Tom Goodwin, L (8, FR) OBP: 0.264, SLG: 0.296										0	0	0	0	0	0	0						
Michael Barrett, R (8, 2) OBP: 0.344, SLG: 0.501										0	0	0	0	0	0	0						
Greg Maddux, R (1, 1) OBP: 0.156, SLG: 0.143										3	0	0	0	0	2	4						
43 Michael Wuerztz, R (7, 1) OBP: 0.364, SLG: 0.430										0	0	0	0	0	0	0						
Mike Remlinger, L (7, 1) OBP: 0.364, SLG: 0.430										1	0	1	0	0	0	0						
Ben Grieve, L (8, PH) OBP: 0.364, SLG: 0.430										0	0	0	0	0	0	0						
46 Ryan Dempster, R (8, 1) OBP: 0.364, SLG: 0.430										0	0	0	0	0	0	0						
Inning Stats	R: 0 E: 0 K: 1 S: 9	H: 0 LOB: 0 BB: 0 P: 12	R: 1 E: 0 K: 2 S: 17	H: 2 LOB: 2 BB: 1 P: 32	R: 0 E: 0 K: 1 S: 10	H: 1 LOB: 1 BB: 0 P: 13	R: 0 E: 0 K: 0 S: 10	H: 0 LOB: 0 BB: 0 P: 14	R: 0 E: 0 K: 2 S: 10	H: 0 LOB: 1 BB: 1 P: 17	R: 3 E: 0 K: 0 S: 15	H: 3 LOB: 1 BB: 1 P: 23	R: 0 E: 0 K: 0 S: 4	H: 1 LOB: 1 BB: 0 P: 7	R: 1 E: 0 K: 1 S: 12	H: 4 LOB: 2 BB: 0 P: 17	R: 0 E: 0 K: 1 S: 6	H: 1 LOB: 0 BB: 0 P: 9	1B: 9 2B: 2 3B: 0 HR: 3	SF: 0 SAC: 0 DP: 1 HBP: 0	WP: 3 PB: 0 SB: 1 CS: 0	PA: 40
PITCHER	IP	WLS	BF	H	R	ER	SO	BB	IBB	HBP	BLK	WP	HR	S	P	ERA	WHIP					
39 Aaron Harang, R (1, 1) ERA: 4.94	6.0	W	27	6	4	4	6	2	1	0	0	2	2	71	111	6.00	1.333					
John Riedling, R (7, 1) ERA: 4.54	0.0		1	1	0	0	0	0	0	0	0	0	0	1	1	∞	∞					
Joe Valentine, R (7, 1) ERA: 6.17	1.1	H	6	2	1	1	1	0	0	0	0	0	1	8	13	6.75	1.500					
Danny Graves, R (8, 1) ERA: 3.88	1.2	S	6	3	0	0	1	0	0	0	0	0	0	13	19	0.00	1.800					

Batter	1	2	3	4	5	6	7	8	9	AB	R	H	RBI	BB	SO	LOB	BOTTOM				
6 Ryan Freel, R (1, 5) OBP: 0.378, SLG: 0.376	G1-3		G6-3				G4-3 2B	K		4	1	1	0	0	1	1	Chicago Cubs @ Cincinnati Reds Great American Ball Park, Cincinnati, OH Sat Sep 18 2004, 7:10 PM EDT Att: 41,829 - Sunny - 72 F				
Barry Larkin, R (1, 6) OBP: 0.351, SLG: 0.415	G6-3				G5-3		G4-3			3	0	0	0	1	0	1					
Felipe Lopez, S (7, FR) OBP: 0.322, SLG: 0.431										0	0	0	0	0	0	0					
Sean Casey, L (1, 3) OBP: 0.391, SLG: 0.564										4	1	3	1	0	0	0					
Adam Dunn, L (1, 7) OBP: 0.392, SLG: 0.568										3	0	0	0	1	2	2					
D'Angelo Jimenez, S (1, 4) OBP: 0.360, SLG: 0.383										4	1	1	2	0	1	3					
Danny Graves, R (8, 1) ERA: 3.88										0	0	0	0	0	0	0					
Austin Kearns, R (1, 9) OBP: 0.330, SLG: 0.388										4	1	1	0	0	3	0					
Wily Mo Peña, R (1, 8) OBP: 0.316, SLG: 0.533										4	2	2	3	0	1	0					
Jason LaRue, R (1, 2) OBP: 0.332, SLG: 0.436										3	0	1	0	0	1	0					
Juan Castro, R (8, 5) OBP: 0.293, SLG: 0.378										0	0	0	0	1	0	0					
39 Aaron Harang, R (1, 1) OBP: 0.059, SLG: 0.078										2	0	1	0	0	1	1					
John Riedling, R (7, 1) ERA: 4.54										0	0	0	0	0	0	0					
Joe Valentine, R (7, 1) ERA: 6.17										0	0	0	0	0	0	0					
Javier Valentin, S (7, 2) OBP: 0.281, SLG: 0.365										2	0	0	0	0	0	1					
Inning Stats	R: 0 E: 0 K: 1 S: 10	H: 1 LOB: 1 BB: 0 P: 12	R: 0 E: 0 K: 1 S: 6	H: 0 LOB: 0 BB: 0 P: 8	R: 0 E: 0 K: 0 S: 8	H: 1 LOB: 0 BB: 0 P: 11	R: 0 E: 0 K: 0 S: 5	H: 0 LOB: 0 BB: 0 P: 6	R: 1 E: 0 K: 2 S: 15	H: 2 LOB: 1 BB: 0 P: 22	R: 5 E: 0 K: 2 S: 14	H: 5 LOB: 0 BB: 0 P: 21	R: 0 E: 0 K: 2 S: 17	H: 1 LOB: 3 BB: 2 P: 33	R: 0 E: 0 K: 2 S: 10	H: 0 LOB: 1 BB: 1 P: 18	1B: 5 2B: 2 3B: 0 HR: 3	SF: 0 SAC: 0 DP: 1 HBP: 0	WP: 0 PB: 0 SB: 0 CS: 0	PA: 36	
PITCHER	IP	WLS	BF	H	R	ER	SO	BB	IBB	HBP	BLK	WP	HR	S	P	ERA	WHIP				
Greg Maddux, R (1, 1) ERA: 3.88	6.0	L	26	9	6	6	6	1	0	0	0	0	0	7	17	0.00	1.500				
43 Michael Wuerztz, R (7, 1) ERA: 5.16	0.2		3	0	0	0	1	1	0	0	0	0	0	10	16	0.00	6.000				
Mike Remlinger, L (7, 1) ERA: 3.48	0.1		3	1	0	0	1	1	0	0	0	0	0	10	18	0.00	1.000				
46 Ryan Dempster, R (8, 1) ERA: 3.6	1.0		4	0	0	0	2	1	0	0	0	0	0	10	18	0.00	1.000				

livebaseballscores.com



livebaseballscores.com



Batter	1	2	3	4	5	6	7	8	9	AB	R	H	RBI	BB	SO	LOB	TOP										
Corey Patterson, L (1, 8) OBP: 0.331, SLG: 0.468										4	0	0	0	0	4	3											
Neft Perez, S (1, 6) OBP: 0.288, SLG: 0.323										4	1	0	0	0	0	1											
16 Aramis Ramirez, R (1, 5) OBP: 0.365, SLG: 0.585 Jose Macias, S (9, PR) OBP: 0.280, SLG: 0.360 (9, 5)										4	0	2	0	0	1	0											
Moises Alou, R (1, 7) OBP: 0.356, SLG: 0.566										4	1	1	2	0	0	1											
25 Derrek Lee, R (1, 3) OBP: 0.366, SLG: 0.538										4	0	1	0	0	0	2											
Sammy Sosa, R (1, 9) OBP: 0.335, SLG: 0.531										3	1	0	0	1	0	1											
Todd Walker, L (1, 4) OBP: 0.356, SLG: 0.472 Calvin Murray, R (8, PR) OBP: 0.250, SLG: 0.250 Mark Grudzielanek, R (8, 4) OBP: 0.347, SLG: 0.427										3	0	1	0	0	0	0											
Michael Barrett, R (1, 2) OBP: 0.348, SLG: 0.508										4	0	3	2	0	0	0											
Glendon Rusch, L (1, 1) OBP: 0.114, SLG: 0.229 Ben Grieve, L (8, PH) OBP: 0.363, SLG: 0.430 Jon Leicester, R (8, 1) Jason Dubois, R (8, PH) LaTroy Hawkins, R (9, 1)										1	0	0	0	0	1	0											
Inning Stats	R: 0 E: 0 K: 1 S: 9	H: 0 LOB: 0 BB: 0 P: 14	R: 0 E: 0 K: 0 S: 11	H: 0 LOB: 0 BB: 0 P: 13	R: 0 E: 0 K: 1 S: 6	H: 1 LOB: 0 BB: 0 P: 7	R: 0 E: 0 K: 1 S: 13	H: 1 LOB: 1 BB: 0 P: 20	R: 0 E: 0 K: 1 S: 6	H: 1 LOB: 0 BB: 0 P: 12	R: 0 E: 0 K: 1 S: 7	H: 0 LOB: 0 BB: 0 P: 12	R: 1 E: 0 K: 1 S: 11	H: 2 LOB: 2 BB: 0 P: 15	R: 4 E: 1 K: 1 S: 17	H: 3 LOB: 2 BB: 1 P: 29	1B: 5 2B: 3 3B: 0 HR: 0	SF: 1 SAC: 1 DP: 1 HBP: 0	WP: 1 PB: 0 SB: 0 CS: 0	PA: 36							
PITCHER	IP	WLS	BF	H	R	ER	SO	BB	IBB	HBP	BLK	WP	HR	S	P	ERA	WHIP										
Paul Wilson, R (1, 1) ERA: 4.67	8.0		28	5	1	1	6	0	0	0	0	0	0	71	104	1.12	0.625										
Danny Graves, R (9, 1) ERA: 3.95	1.0	L	8	3	4	1	1	0	1	0	0	1	0	17	29	9.00	3.000										

Chicago Cubs @ Cincinnati Reds
Great American Ball Park, Cincinnati, OH
Sun Sep 19 2004, 1:15 PM EDT
Att: 41,649 - Sunny - 73 F

AB 33
R 5
H 8
RBI 5
BB 1
SO 7
LOB 12



Batter	1	2	3	4	5	6	7	8	9	AB	R	H	RBI	BB	SO	LOB	BOTTOM										
6 Ryan Freel, R (1, 5) OBP: 0.375, SLG: 0.372										4	0	0	0	0	1	0											
Felipe Lopez, S (1, 6) OBP: 0.520, SLG: 0.433										4	1	1	0	0	3	0											
Sean Casey, L (1, 3) OBP: 0.388, SLG: 0.560										4	0	0	0	0	0	1											
Adam Dunn, L (1, 7) OBP: 0.392, SLG: 0.567										3	0	1	1	1	2	0											
D'Angelo Jimenez, S (1, 4) OBP: 0.358, SLG: 0.380										4	0	0	0	0	0	2											
Wily Mo Peña, R (1, 8) OBP: 0.319, SLG: 0.532										1	0	0	0	2	0	0											
Austin Kearns, R (1, 9) OBP: 0.325, SLG: 0.381										3	0	0	0	0	1	4											
Jason LaRue, R (1, 2) OBP: 0.332, SLG: 0.438										3	0	1	0	0	1	0											
Paul Wilson, R (1, 1) OBP: 0.143, SLG: 0.148 Jacob Cruz, L (8, PH) OBP: 0.321, SLG: 0.343 Danny Graves, R (9, 1)										2	0	0	0	0	2	0											
Inning Stats	R: 0 E: 0 K: 1 S: 8	H: 0 LOB: 0 BB: 0 P: 10	R: 0 E: 1 K: 1 S: 11	H: 0 LOB: 1 BB: 0 P: 18	R: 0 E: 0 K: 2 S: 9	H: 1 LOB: 0 BB: 0 P: 15	R: 0 E: 0 K: 2 S: 8	H: 0 LOB: 0 BB: 0 P: 9	R: 0 E: 0 K: 1 S: 7	H: 0 LOB: 1 BB: 1 P: 15	R: 0 E: 0 K: 2 S: 8	H: 0 LOB: 0 BB: 0 P: 12	R: 1 E: 0 K: 0 S: 15	H: 2 LOB: 2 BB: 1 P: 27	R: 0 E: 0 K: 1 S: 9	H: 0 LOB: 1 BB: 0 P: 11	R: 0 E: 0 K: 1 S: 9	H: 0 LOB: 1 BB: 1 P: 15	1B: 1 2B: 3 3B: 0 HR: 0	SF: 0 SAC: 0 DP: 1 HBP: 0	WP: 0 PB: 0 SB: 0 CS: 1	PA: 32					
PITCHER	IP	WLS	BF	H	R	ER	SO	BB	IBB	HBP	BLK	WP	HR	S	P	ERA	WHIP										
Glendon Rusch, L (1, 1) ERA: 3.69	7.0		25	3	1	1	9	2	0	0	0	0	0	66	106	1.29	0.714										
Jon Leicester, R (8, 1) ERA: 3.96	1.0	W	3	0	0	0	1	0	0	0	0	0	0	9	11	0.00	0.000										
LaTroy Hawkins, R (9, 1) ERA: 2.51	1.0		4	0	0	0	1	1	0	0	0	0	0	9	15	0.00	1.000										

Chicago Cubs @ Cincinnati Reds
Great American Ball Park, Cincinnati, OH
Sun Sep 19 2004, 1:15 PM EDT
Att: 41,649 - Sunny - 73 F

AB 29
R 1
H 3
RBI 1
BB 3
SO 11
LOB 7



Batter	1	2	3	4	5	6	7	8	9	AB	R	H	RBI	BB	SO	LOB	TOP					
Cory Patterson, L (1, 8) OBP: 0.333, SLG: 0.471	0-0 B5-3	0-1 2B		1-3 K		1-2 1B		0-0 1B		5	1	3	2	0	1	0	Chicago Cubs @ Florida Marlins Pro Player Stadium, Miami, FL Mon Sep 20 2004, 1:05 PM EDT Unknown - 84 F					
Neft Perez, S (1, 6) OBP: 0.292, SLG: 0.330	2-2 1B	0-3 K		1-3 K		0-0 1B		0-1 1B		5	1	3	0	0	2	1						
Moises Alou, R (1, 7) OBP: 0.358, SLG: 0.567	4-1 1B	0-0 BB		3-2 G1-3		1-0 1B		0-3 K		4	0	2	1	1	1	2						
25 Derrek Lee, R (1, 3) OBP: 0.365, SLG: 0.537	2-3 K	0-3 K			0-0 1B	1-3 K			2-3 K	5	1	1	0	0	4	5						
Todd Walker, L (1, 4) OBP: 0.356, SLG: 0.471	3-2 1B			1-1 G6-3		0-1 P5		2-1 1B		5	0	2	1	0	0	1						
LaTroy Hawkins, R (9, 1)	1-3 2H								1-0 F7	0	0	0	0	0	0	0						
Ben Grievie, L (1, 9) OBP: 0.386, SLG: 0.428	0-1 G1-3			1-1 HBP		1-2 1B		3-2 G6-3		1	0	0	0	0	0	2						
16 Aramis Ramirez, R (7, PH) OBP: 0.365, SLG: 0.584				22 FC5				1-2 HBP		2	0	1	0	0	0	1						
Jose Macias, S (1, 5) OBP: 0.290, SLG: 0.369		1-1 1B		0-2 1B		1-1 1B		1-1 G4-3		4	1	3	1	0	0	0						
Paul Bako, L (1, 2) OBP: 0.275, SLG: 0.280		0-1 1B		2-1 F7		0-0 G4-6-3		3-2 G6-3		4	1	1	0	0	0	4						
22 Mark Prior, R (1, 1) OBP: 0.188, SLG: 0.133		1-1 1B		2-2 FC5		1-2 G4-3		1-3 K		3	0	0	0	0	1	2						
46 Ryan Dempster, R (8, 1)		1-2 1B								0	0	0	0	0	0	0						
Mark Grudzielanek, R (9, 4) OBP: 0.347, SLG: 0.427		1-2 1B		2-3 FC5						0	0	0	0	0	0	0						
Inning Stats	R: 1 E: 0 K: 1 S: 14	H: 2 LOB: 2 BB: 1 P: 25	R: 3 E: 0 K: 2 S: 15	H: 4 LOB: 1 BB: 0 P: 16	R: 0 E: 0 K: 0 S: 13	H: 1 LOB: 2 BB: 0 P: 19	R: 0 E: 0 K: 2 S: 12	H: 0 LOB: 0 BB: 0 P: 17	R: 1 E: 0 K: 0 S: 8	H: 2 LOB: 1 BB: 0 P: 10	R: 0 E: 0 K: 1 S: 14	H: 3 LOB: 2 BB: 0 P: 18	R: 0 E: 0 K: 0 S: 10	H: 1 LOB: 0 BB: 0 P: 16	R: 0 E: 0 K: 2 S: 14	H: 2 LOB: 2 BB: 0 P: 18	R: 0 E: 0 K: 1 S: 7	H: 1 LOB: 1 BB: 0 P: 12	1B: 12 2B: 4 3B: 0 HR: 0	SF: 0 SAC: 1 DP: 2 HBP: 2	WP: 0 PB: 0 SB: 0 CS: 0	PA: 42
PITCHER	IP	WLS	BF	H	R	ER	SO	BB	IBB	HBP	BLK	WP	HR	S	P	ERA	WHIP					
Carl Pavano, R (1, 1) ERA: 3.11	6.0	L	31	12	5	5	6	1	0	2	0	0	0	76	105	7.50	2.167					
Matt Perisho, L (7, 1) ERA: 4.01	1.0		3	1	0	0	0	0	0	0	0	0	0	10	16	0.00	1.000					
40 Nate Bump, R (8, 1) ERA: 5.13	2.0		8	3	0	0	3	0	0	0	0	0	0	21	30	0.00	1.500					

AB	38
R	5
H	16
RBI	5
BB	1
SO	9
LOB	18



Batter	1	2	3	4	5	6	7	8	9	AB	R	H	RBI	BB	SO	LOB	BOTTOM				
Juan Pierre, L (1, 8) OBP: 0.370, SLG: 0.405	1-2 S		0-1 G4-3		0-2 K			2-2 E3		4	1	1	0	0	1	1	Chicago Cubs @ Florida Marlins Pro Player Stadium, Miami, FL Mon Sep 20 2004, 1:05 PM EDT Unknown - 84 F				
Luis Castillo, S (1, 4) OBP: 0.376, SLG: 0.358	2-1 G1-3		2-2 1B		1-1 E6		3-2 FC4-6		4	0	1	0	0	0	2						
Paul Lo Duca, R (1, 2) OBP: 0.349, SLG: 0.439	3-2 SF9		2-1 F8		1-3 K		1-2 FC1-6		3	0	0	1	0	1	3						
Miguel Cabrera, R (1, 7) OBP: 0.375, SLG: 0.519	1-2 1B			3-3 K		2-2 1B		1-1 1B		4	0	3	0	0	1	0					
Mike Lowell, R (1, 5) OBP: 0.369, SLG: 0.506	1-3 K		2-2 G5-3		2-2 K		1-2 F8		4	0	0	0	0	2	5						
Jeff Conine, R (1, 3) OBP: 0.337, SLG: 0.426		1-0 F8		0-1 F7		0-0 L4		0-1 F8		4	0	0	0	0	2						
Juan Encarnacion, R (1, 9) OBP: 0.301, SLG: 0.411		4-2 BB			1-3 K		2-1 F9		3	0	1	0	1	1	0						
Alex Gonzalez, R (1, 6) OBP: 0.270, SLG: 0.418		2-0 G1-6-3			2-3 K		1-2 K		4	0	0	0	0	2	2						
Carl Pavano, R (1, 1) OBP: 0.203, SLG: 0.323					3-2 F8		1-3 K		2	0	1	0	0	0	0						
Matt Perisho, L (7, 1)										0	0	0	0	0	0						
Mike Mordecai, R (7, PH) OBP: 0.278, SLG: 0.260										1	0	0	0	0	1	0					
40 Nate Bump, L (8, 1)										0	0	0	0	0	0						
Lenny Harris, L (9, PH) OBP: 0.256, SLG: 0.289										1	0	0	0	0	1						
Inning Stats	R: 1 E: 0 K: 1 S: 16	H: 2 LOB: 1 BB: 0 P: 24	R: 0 E: 0 K: 0 S: 7	H: 0 LOB: 0 BB: 1 P: 14	R: 0 E: 0 K: 0 S: 9	H: 1 LOB: 1 BB: 0 P: 13	R: 0 E: 0 K: 1 S: 11	H: 0 LOB: 0 BB: 0 P: 16	R: 0 E: 1 K: 2 S: 13	H: 1 LOB: 2 BB: 0 P: 17	R: 0 E: 0 K: 2 S: 8	H: 0 LOB: 0 BB: 0 P: 12	R: 0 E: 0 K: 0 S: 15	H: 1 LOB: 2 BB: 0 P: 23	R: 0 E: 0 K: 0 S: 5	H: 1 LOB: 1 BB: 0 P: 8	1B: 7 2B: 0 3B: 0 HR: 0	SF: 1 SAC: 0 DP: 1 HBP: 0	WP: 0 PB: 0 SB: 1 CS: 0	PA: 36	
PITCHER	IP	WLS	BF	H	R	ER	SO	BB	IBB	HBP	BLK	WP	HR	S	P	ERA	WHIP				
22 Mark Prior, R (1, 1) ERA: 4.59	7.2		30	5	1	1	9	1	0	0	0	0	0	85	129	1.17	0.783				
46 Ryan Dempster, R (8, 1) ERA: 3.52	0.1		2	1	0	0	0	0	0	0	0	0	0	6	8	0.00	3.000				
LaTroy Hawkins, R (9, 1) ERA: 2.48	1.0		4	1	0	0	0	0	0	0	0	0	0	5	8	0.00	1.000				

AB	34
R	1
H	7
RBI	1
BB	1
SO	9
LOB	16



Batter	1	2	3	4	5	6	7	8	9	AB	R	H	RBI	BB	SO	LOB	TOP				
Corey Patterson, L OBP: 0.331, SLG: 0.468										4	0	0	0	0	3	1					
Neft Perez, S OBP: 0.294, SLG: 0.332										3	1	1	0	1	0	0					
16 Aramis Ramirez, R OBP: 0.366, SLG: 0.584										4	0	2	1	0	2	0					
Moises Alou, R OBP: 0.357, SLG: 0.564										3	0	0	0	1	1	2					
25 Derrek Lee, R OBP: 0.362, SLG: 0.533										4	0	0	0	0	2	4					
Sammy Sosa, R OBP: 0.334, SLG: 0.529										4	0	1	0	0	1	4					
Mark Grudzielanek, R OBP: 0.343, SLG: 0.421										3	0	0	0	0	0	2					
Todd Walker, L OBP: 0.355, SLG: 0.469										1	0	0	0	0	0	1					
Michael Barrett, R OBP: 0.349, SLG: 0.514										3	1	1	1	1	1	1					
Matt Clement, R OBP: 0.186, SLG: 0.154										1	0	0	0	0	0	0					
Jon Lester, R OBP: 0.365, SLG: 0.428										0	0	0	0	0	0	0					
Ben Griever, L OBP: 0.325, SLG: 0.428										0	0	0	0	0	0	0					
Kyle Farnsworth, R OBP: 0.329, SLG: 0.307										0	0	0	0	0	0	0					
Jose Macias, S OBP: 0.289, SLG: 0.307										0	0	0	0	0	0	0					
Kent Mercker, L OBP: 0.334, SLG: 0.469										0	0	0	0	0	0	0					
43 Michael Wuerzt, R OBP: 0.334, SLG: 0.469										0	0	0	0	0	0	0					
Inning Stats	R: 0 E: 0 K: 2 S: 11	H: 0 LOB: 0 BB: 0 P: 15	R: 0 E: 0 K: 0 S: 4	H: 0 LOB: 0 BB: 0 P: 8	R: 1 E: 0 K: 2 S: 9	H: 1 LOB: 0 BB: 0 P: 14	R: 0 E: 0 K: 2 S: 11	H: 1 LOB: 2 BB: 1 P: 21	R: 0 E: 0 K: 0 S: 7	H: 0 LOB: 1 BB: 1 P: 15	R: 1 E: 1 K: 2 S: 15	H: 2 LOB: 2 BB: 1 P: 22	R: 0 E: 0 K: 1 S: 9	H: 0 LOB: 0 BB: 0 P: 12	R: 0 E: 0 K: 1 S: 11	H: 0 LOB: 0 BB: 0 P: 15	R: 0 E: 0 K: 1 S: 13	H: 1 LOB: 1 BB: 0 P: 18	1B: 3 2B: 1 3B: 0 HR: 1	SF: 0 SAC: 0 DP: 0 HBP: 0	WP: 0 PA: 35 PB: 0 SB: 0 CS: 0
PITCHER	IP	WLS	BF	H	R	ER	SO	BB	IBB	HBP	BLK	WP	HR	S	P	ERA	WHIP				
David Weathers, R ERA: 4.42	5.0	W	19	2	1	1	6	2	0	0	0	0	1	42	73	1.80	0.800				
Rudy Seanez, R ERA: 3.79	1.0		6	2	1	1	2	1	0	0	0	0	0	15	22	9.00	3.000				
Guillermo Mota, R ERA: 2.06	2.0	H	6	0	0	0	2	0	0	0	0	0	0	20	27	0.00	0.000				
Armando Benitez, R ERA: 1.1	1.0	S	4	1	0	0	1	0	0	0	0	0	0	13	18	0.00	1.000				

Chicago Cubs @ Florida Marlins
Pro Player Stadium, Miami, FL
Mon Sep 20 2004, 1:10 PM EDT
Att: 37,412 - Cloudy - 83 F

AB	32
R	2
H	5
RBI	2
BB	3
SO	11
LOB	16



Batter	1	2	3	4	5	6	7	8	9	AB	R	H	RBI	BB	SO	LOB	BOTTOM				
Juan Pierre, L OBP: 0.371, SLG: 0.405										3	1	1	0	1	0	1					
Luis Castillo, S OBP: 0.379, SLG: 0.356										2	1	0	0	2	1	1					
Miguel Cabrera, R OBP: 0.374, SLG: 0.519										4	1	1	1	0	2	3					
Jeff Conine, R OBP: 0.338, SLG: 0.424										2	1	0	0	1	0	1					
Damon Easley, R OBP: 0.345, SLG: 0.475										3	1	2	4	0	0	1					
Juan Encarnacion, R OBP: 0.302, SLG: 0.411										0	0	0	0	1	0	0					
Mike Lowell, R OBP: 0.396, SLG: 0.503										4	0	0	0	0	0	3					
Alex Gonzalez, R OBP: 0.288, SLG: 0.415										4	0	0	0	0	3	2					
Mike Redmond, R OBP: 0.309, SLG: 0.338										2	0	0	0	1	1	0					
David Weathers, R ERA: 3.68										2	0	0	0	0	1	1					
Rudy Seanez, R ERA: 4.95										0	0	0	0	0	0	0					
Mike Mordecai, R OBP: 0.275, SLG: 0.257										1	0	0	0	0	1	0					
Guillermo Mota, R OBP: 0.167, SLG: 0.250										0	0	0	0	0	0	0					
Armando Benitez, R ERA: 4.94										0	0	0	0	0	0	0					
Inning Stats	R: 3 E: 0 K: 1 S: 14	H: 1 LOB: 1 BB: 1 P: 24	R: 0 E: 0 K: 2 S: 12	H: 0 LOB: 1 BB: 1 P: 19	R: 2 E: 0 K: 1 S: 12	H: 2 LOB: 1 BB: 1 P: 22	R: 0 E: 0 K: 2 S: 14	H: 1 LOB: 2 BB: 1 P: 23	R: 0 E: 0 K: 0 S: 4	H: 0 LOB: 0 BB: 1 P: 9	R: 0 E: 0 K: 1 S: 7	H: 0 LOB: 0 BB: 0 P: 11	R: 0 E: 0 K: 1 S: 7	H: 0 LOB: 0 BB: 0 P: 11	R: 0 E: 0 K: 1 S: 11	H: 0 LOB: 1 BB: 1 P: 19	1B: 1 2B: 2 3B: 0 HR: 1	SF: 0 SAC: 0 DP: 0 HBP: 1	WP: 1 PA: 35 PB: 0 SB: 1 CS: 1		
PITCHER	IP	WLS	BF	H	R	ER	SO	BB	IBB	HBP	BLK	WP	HR	S	P	ERA	WHIP				
Matt Clement, R ERA: 3.68	2.1	L	14	3	5	5	3	3	0	1	0	0	0	18	29	0.00	1.200				
Jon Lester, R ERA: 3.79	1.2		7	1	0	0	3	1	0	0	0	0	0	11	20	0.00	0.500				
Kyle Farnsworth, R ERA: 4.95	2.0		6	0	0	0	1	1	0	0	0	0	0	7	11	0.00	0.000				
Kent Mercker, L ERA: 2.17	1.0		3	0	0	0	1	0	0	0	0	0	0	7	11	0.00	0.000				
43 Michael Wuerzt, R ERA: 4.94	1.0		4	0	0	0	1	1	0	0	0	0	0	11	19	0.00	1.000				

Chicago Cubs @ Florida Marlins
Pro Player Stadium, Miami, FL
Mon Sep 20 2004, 1:10 PM EDT
Att: 37,412 - Cloudy - 83 F

AB	27
R	5
H	4
RBI	5
BB	6
SO	9
LOB	13



Batter	1	2	3	4	5	6	7	8	9	AB	R	H	RBI	BB	SO	LOB	TOP			
Corey Patterson, L (1, 8) OBP: 0.329, SLG: 0.466	1-3 K			2-3 K	0-3 K			1-3 K		4	0	0	0	0	4	3				
25 Derek Lee, R (1, 3) OBP: 0.360, SLG: 0.528	3-3 K			2-2 P2		0-0 P4		3-2 16 1B		4	0	1	0	0	1	0				
16 Aramis Ramirez, R (1, 5) OBP: 0.369, SLG: 0.587	0-2 P6			0-0 F9		3-1 1B		1-2 1B		4	0	2	0	0	0	0				
Moises Alou, R (1, 7) OBP: 0.355, SLG: 0.558		3-2 F9			0-0 L7	2-0 F8		2-3 K		4	0	0	0	0	1	3				
Sammy Sosa, R (1, 9) OBP: 0.331, SLG: 0.521		1-2 P5			3-3 K	0-1 P4		3-3 K		4	0	0	0	0	2	3				
Nomar Garciaparra, R (1, 6) OBP: 0.352, SLG: 0.487		3-2 P4			4-0 BB 1B			3-2 2B		2	1	1	0	2	0	0				
Nefi Perez, S (9, PH) OBP: 0.290, SLG: 0.334										0	0	0	0	0	0	0				
Mark Grudzielanek, R (1, 4) OBP: 0.340, SLG: 0.417				0-3 K		1-2 3B BB		0-0 L3		4	0	1	0	0	1	2				
Michael Barrett, R (1, 2) OBP: 0.349, SLG: 0.513				0-0 F8		4-2 3B BB		0-3 K2-3		3	0	0	0	1	2	2				
3B Carlos Zambrano, S (1, 1) OBP: 0.239, SLG: 0.269				1-3 K		4-2 BB		1-2 L4		2	0	0	1	1	1	1				
Kent Mercker, L (8, 1)										0	0	0	0	0	0	0				
Jose Macias, S (9, PH) OBP: 0.286, SLG: 0.363										1	0	0	0	0	0	1				
Mike Remlinger, L (9, 1)										0	0	0	0	0	0	0				
Inning Stats	R: 0 H: 0 E: 0 K: 2 S: 10	H: 0 LOB: 0 BB: 0 P: 14	R: 0 H: 0 E: 0 K: 0 S: 11	H: 0 LOB: 0 BB: 0 P: 18	R: 0 H: 0 E: 0 K: 2 S: 8	H: 0 LOB: 0 BB: 0 P: 9	R: 0 H: 0 E: 0 K: 1 S: 7	H: 0 LOB: 0 BB: 0 P: 11	R: 1 H: 1 E: 0 K: 0 S: 6	H: 1 LOB: 1 BB: 0 P: 11	R: 0 H: 1 E: 0 K: 1 S: 10	H: 1 LOB: 1 BB: 0 P: 14	R: 0 H: 2 E: 0 K: 3 S: 16	H: 2 LOB: 2 BB: 1 P: 26	R: 0 H: 0 E: 0 K: 1 S: 16	H: 0 LOB: 1 BB: 1 P: 22	1B: 4 2B: 1 3B: 0 HR: 0	SF: 0 SAC: 0 DP: 0 HBP: 0	WP: 0 PB: 0 SB: 0 CS: 0	PA: 36
PITCHER	IP	WLS	BF	H	R	ER	SO	BB	IBB	HBP	BLK	WP	HR	S	P	ERA	WHIP			
Oliver Pérez, L (1, 1) ERA: 3.14	7.0	L	27	3	1	1	8	3	0	0	0	0	0	70	111	1.29	0.857			
16 Salomon Torres, R (8, 1) ERA: 2.71	2.0		9	2	0	0	4	1	0	0	0	0	0	32	48	0.00	1.500			

Chicago Cubs @ Pittsburgh Pirates
PNC Park, Pittsburgh, PA
Wed Sep 22 2004, 7:05 PM EDT
Att: 22,257 - Sunny - 72 F

AB 32
R 1
H 5
RBI 1
BB 4
SO 12
LOB 15



Batter	1	2	3	4	5	6	7	8	9	AB	R	H	RBI	BB	SO	LOB	BOTTOM					
18 Jason Kendall, R (1, 2) OBP: 0.400, SLG: 0.383	3-2 G6-3		1-1 2 1B					3-1 BB 2 FC1-5		4	0	2	0	0	1	0						
2 Jack Wilson, R (1, 6) OBP: 0.331, SLG: 0.457	4-2 FC5-4 BB		3-1 G5-4-3 1B			0-1 G4-3		0-0 FC1-5 BB		3	0	1	0	1	0	2						
Jason Bay, R (1, 7) OBP: 0.367, SLG: 0.569	0-0 FC5-4		0-0 G5-4-3 1B			3-3 K		4-0 1-2 2-3 BB		3	0	0	0	1	1	3						
Daryle Ward, L (1, 3) OBP: 0.303, SLG: 0.486	1-0 G3			2-2 G3 G5-3 1B		1-2 G5-3		1-3 K		3	0	1	0	0	0	1						
Craig Wilson, R (9, PH) OBP: 0.353, SLG: 0.493										1	0	0	0	0	1	3						
Ty Wigginton, R (1, 5) OBP: 0.325, SLG: 0.432		2-1 1B HBP		1-0 G5-3		4-2 S BB		0-0 L9		2	0	0	0	1	0	4						
Tike Redman, L (1, 8) OBP: 0.303, SLG: 0.366		0-0 L3 1B		0-0 G3		3-3 K		0-1 L5		4	0	1	0	0	1	2						
Rob Mackowiak, L (1, 9) OBP: 0.413		0-0 L3		3-3 K		1-0 L4		3-2 F9		3	0	0	0	0	1	4						
Tony Alvarez, R (9, PH) OBP: 0.308, SLG: 0.382		1-1 L3								1	0	0	0	0	0	0						
Jose Castillo, R (1, 4) OBP: 0.300, SLG: 0.362		2-2 G1-3				1-3 K		2-3 K		3	0	0	0	0	2	2						
16 Salomon Torres, R (8, 1) ERA: 2.15										0	0	0	0	0	0	0						
11 Humberto Cota, R (9, PH) OBP: 0.290, SLG: 0.552										1	0	0	0	0	1	0						
Oliver Pérez, L (1, 1) OBP: 0.246, SLG: 0.204				1-3 K		0-1 G5-3		2-0 2 FC1-5 1B		2	0	0	0	0	1	0						
Bobby Hill, S (8, 4) OBP: 0.352, SLG: 0.345										1	0	1	0	0	0	0						
Inning Stats	R: 0 H: 0 E: 0 K: 0 S: 12	H: 1 LOB: 1 BB: 1 P: 20	R: 0 H: 1 E: 0 K: 0 S: 6	H: 1 LOB: 0 BB: 0 P: 10	R: 0 H: 2 E: 0 K: 1 S: 9	H: 2 LOB: 1 BB: 0 P: 13	R: 0 H: 1 E: 0 K: 1 S: 8	H: 1 LOB: 1 BB: 0 P: 14	R: 0 H: 0 E: 0 K: 2 S: 11	H: 0 LOB: 0 BB: 0 P: 15	R: 0 H: 0 E: 0 K: 1 S: 10	H: 0 LOB: 0 BB: 0 P: 14	R: 0 H: 0 E: 0 K: 2 S: 10	H: 0 LOB: 1 BB: 1 P: 18	R: 0 H: 2 E: 0 K: 1 S: 9	H: 2 LOB: 3 BB: 1 P: 19	R: 0 H: 0 E: 0 K: 1 S: 8	H: 0 LOB: 0 BB: 0 P: 13	1B: 6 2B: 1 3B: 0 HR: 0	SF: 0 SAC: 0 DP: 2 HBP: 1	WP: 0 PB: 0 SB: 1 CS: 0	PA: 35
PITCHER	IP	WLS	BF	H	R	ER	SO	BB	IBB	HBP	BLK	WP	HR	S	P	ERA	WHIP					
3B Carlos Zambrano, R (1, 1) ERA: 2.64	7.1	W	30	6	0	0	7	3	0	1	0	0	0	70	117	0.00	1.227					
Kent Mercker, L (8, 1) ERA: 2.15	0.2	H	2	0	0	0	1	0	0	0	0	0	0	5	6	0.00	0.000					
Mike Remlinger, L (9, 1) ERA: 3.27	1.0	S	3	0	0	0	1	0	0	0	0	0	0	8	13	0.00	0.000					

Chicago Cubs @ Pittsburgh Pirates
PNC Park, Pittsburgh, PA
Wed Sep 22 2004, 7:05 PM EDT
Att: 22,257 - Sunny - 72 F

AB 31
R 0
H 6
RBI 0
BB 3
SO 9
LOB 21



Batter	1	2	3	4	5	6	7	8	9	AB	R	H	RBI	BB	SO	LOB	TOP										
Tom Goodwin, L (1, 8) OBP: 0.264, SLG: 0.287 Corey Patterson, L (8, 8) OBP: 0.329, SLG: 0.465	L9	G3-6-3							K	3	0	0	0	1	1	1											
25 Derek Lee, R (1, 3) OBP: 0.355, SLG: 0.525	F9	K							L4	4	0	0	0	1	1	1											
16 Aramis Ramirez, R (1, 5) OBP: 0.370, SLG: 0.585	FC6-4 1B				F8				G5-3	4	0	1	0	1	0	3											
Moises Alou, R (1, 7) OBP: 0.355, SLG: 0.557	FC6-4				P4				F7	4	1	1	0	0	0	2											
Sammy Sosa, R (1, 9) OBP: 0.332, SLG: 0.520					P4				FC6-4	3	1	1	1	1	0	1											
Nomar Garciaparra, R (1, 6) OBP: 0.350, SLG: 0.488 Nefi Perez, S (9, PH) OBP: 0.290, SLG: 0.334					G5-3				F8	4	1	1	0	0	0	1											
Mark Grudzielanek, R (1, 4) OBP: 0.342, SLG: 0.422					F9				FC5-4	4	1	2	2	0	0	1											
Paul Bako, L (1, 2) OBP: 0.282, SLG: 0.289					K				G1-3	3	1	1	1	1	1	0											
Greg Maddux, R (1, 1) Jose Morales, S (7, PH) Kyle Farnsworth, R (7, 1) 46 Ryan Dempster, R (8, 1) Kent Mercker, L (8, 1) Todd Walker, L (9, PH) LaTroy Hawkins, R (9, 1)					G4-3				G1	2	0	1	2	0	0	0											
Inning Stats	R: 0 E: 0 K: 0 S: 9	H: 1 LOB: 1 BB: 0 P: 12	R: 4 E: 0 K: 1 S: 18	H: 4 LOB: 0 BB: 1 P: 28	R: 0 E: 0 K: 1 S: 8	H: 0 LOB: 0 BB: 0 P: 13	R: 0 E: 0 K: 1 S: 8	H: 0 LOB: 0 BB: 0 P: 9	R: 0 E: 0 K: 1 S: 10	H: 0 LOB: 0 BB: 1 P: 15	R: 1 E: 0 K: 0 S: 7	H: 2 LOB: 1 BB: 0 P: 9	R: 0 E: 0 K: 1 S: 8	H: 0 LOB: 0 BB: 0 P: 12	R: 0 E: 0 K: 0 S: 7	H: 0 LOB: 1 BB: 1 P: 12	R: 1 E: 1 K: 1 S: 12	H: 1 LOB: 3 BB: 2 P: 23	1B: 4 2B: 4 3B: 0 HR: 0	SF: 0 SAC: 0 DP: 2 HBP: 0	WP: 0 PB: 0 SB: 0 CS: 0	PA: 39					
PITCHER	IP	WLS	BF	H	R	ER	SO	BB	IBB	HBP	BLK	WP	HR	S	P	ERA	WHIP										
Nelson Figueroa, R (1, 1) ERA: 5.47	2.0	L	11	5	4	4	1	1	0	0	0	0	0	27	40	18.00	3.000										
45 Ian Snell, R (3, 1) ERA: 2.57	5.0		17	2	1	1	2	1	0	0	0	0	0	41	58	1.80	0.600										
Brian Meadows, R (8, 1) ERA: 3.48	1.0		7	1	1	0	0	2	0	0	0	0	0	12	23	0.00	3.000										
Frank Brooks, L (9, 1) ERA: 3.97	0.2		2	0	0	0	1	0	0	0	0	0	0	4	5	0.00	0.000										
Mark Corey, R (9, 1) ERA: 4.7	0.1		2	0	0	0	0	1	0	0	0	0	0	3	7	0.00	3.000										

Chicago Cubs @ Pittsburgh Pirates
PNC Park, Pittsburgh, PA
Thu Sep 23 2004, 12:35 PM EDT
Att: 13,298 - Sunny - 75 F

AB 34
R 6
H 8
RBI 6
BB 5
SO 4
LOB 14



Batter	1	2	3	4	5	6	7	8	9	AB	R	H	RBI	BB	SO	LOB	BOTTOM										
18 Jason Kendall, R (1, 2) OBP: 0.399, SLG: 0.382	G6-3 1B	F9							G1-3	4	0	1	0	0	0	2											
2 Jack Wilson, R (1, 6) OBP: 0.331, SLG: 0.456	G6-3								K	4	1	1	0	0	1	1											
Jason Bay, R (1, 7) OBP: 0.366, SLG: 0.566	K								P4	4	0	1	0	0	1	1											
Daryle Ward, L (1, 3) OBP: 0.302, SLG: 0.480	G4-3								G6-3	3	0	0	0	1	0	3											
Ty Wigginton, R (1, 5) OBP: 0.326, SLG: 0.432									K	4	0	2	1	0	2	0											
Rob Mackowiak, L (1, 8) OBP: 0.321, SLG: 0.414 Jose Castillo, R (8, PH) OBP: 0.299, SLG: 0.361 Tony Alvarez, R (9, 8) OBP: 0.308, SLG: 0.382									K	3	1	1	0	0	1	1											
Craig Wilson, R (1, 9) OBP: 0.352, SLG: 0.497									L9	1	0	0	0	0	0	2											
Abraham Nunez, S (1, 4) OBP: 0.280, SLG: 0.320									HR	0	0	0	0	0	0	0											
Nelson Figueroa, R (1, 1) 12 Freddy Sanchez, R (2, PH) 45 Ian Snell, R (3, 1) 11 Humberto Cota, R (7, PH) Brian Burrows, R (8, 1) Frank Brooks, L (9, 1) Mark Corey, R (9, 1) Mike Redman, L (9, PH)									G6-3	4	1	1	2	0	2	0											
Inning Stats	R: 0 E: 0 K: 1 S: 11	H: 1 LOB: 1 BB: 0 P: 15	R: 2 E: 0 K: 1 S: 11	H: 3 LOB: 1 BB: 0 P: 17	R: 0 E: 0 K: 1 S: 7	H: 0 LOB: 0 BB: 0 P: 10	R: 0 E: 0 K: 1 S: 6	H: 0 LOB: 0 BB: 0 P: 9	R: 0 E: 0 K: 1 S: 6	H: 0 LOB: 0 BB: 0 P: 10	R: 1 E: 0 K: 1 S: 11	H: 3 LOB: 1 BB: 0 P: 13	R: 0 E: 0 K: 1 S: 11	H: 1 LOB: 1 BB: 0 P: 15	R: 0 E: 0 K: 0 S: 16	H: 1 LOB: 2 BB: 1 P: 25	R: 0 E: 0 K: 1 S: 13	H: 0 LOB: 0 BB: 0 P: 18	1B: 7 2B: 1 3B: 0 HR: 1	SF: 0 SAC: 0 DP: 1 HBP: 0	WP: 0 PB: 0 SB: 0 CS: 0	PA: 36					
PITCHER	IP	WLS	BF	H	R	ER	SO	BB	IBB	HBP	BLK	WP	HR	S	P	ERA	WHIP										
Greg Maddux, R (1, 1) ERA: 3.7	6.0	W	24	7	3	3	6	0	0	0	0	0	0	11	15	4.50	1.167										
Kyle Farnsworth, R (7, 1) ERA: 4.87	1.0	H	4	1	0	0	1	0	0	0	0	0	0	13	22	0.00	3.000										
46 Ryan Dempster, R (8, 1) ERA: 3.18	0.2	H	4	1	0	0	0	1	0	0	0	0	0	3	3	0.00	0.000										
Kent Mercker, L (8, 1) ERA: 2.13	0.1	H	1	0	0	0	0	0	0	0	0	0	0	3	3	0.00	0.000										
LaTroy Hawkins, R (9, 1) ERA: 2.53	1.0	S	3	0	0	0	1	0	0	0	0	0	0	13	18	0.00	0.000										

Chicago Cubs @ Pittsburgh Pirates
PNC Park, Pittsburgh, PA
Thu Sep 23 2004, 12:35 PM EDT
Att: 13,298 - Sunny - 75 F

AB 35
R 3
H 9
RBI 3
BB 1
SO 8
LOB 11



Batter	1	2	3	4	5	6	7	8	9	10	AB	R	H	RBI	BB	SO	LOB	TOP						
Corey Patterson, L OBP: 0.326, SLG: 0.461	K		G6-3			P6		K		G1-3	5	0	0	0	0	2	2							
25 Derrek Lee, R OBP: 0.358, SLG: 0.522	K		G6-3			K		G5-3		G1-3	5	0	1	1	0	2	1							
16 Aramis Ramirez, R OBP: 0.372, SLG: 0.591			G1-3					P4			5	1	3	1	0	0	0							
Moises Alou, R OBP: 0.353, SLG: 0.556			F9					HR			5	0	1	0	0	0	2							
LaTroy Hawkins, R			F8								0	0	0	0	0	0	0							
Sammy Sosa, R OBP: 0.329, SLG: 0.516			G1-3			K					4	0	0	0	0	2	1							
Nomar Garciaparra, R OBP: 0.399, SLG: 0.484			F7			G5-3		E9			4	0	1	0	0	0	1							
Calvin Murray, R OBP: 0.259, SLG: 0.250											0	0	0	0	0	0	0							
Nefi Perez, S OBP: 0.296, SLG: 0.334											0	0	0	0	0	0	0							
Todd Walker, L OBP: 0.353, SLG: 0.461			G3-1			G3					2	0	0	0	2	0	0							
Mike Remlinger, L											0	0	0	0	0	0	0							
Jose Macias, S OBP: 0.284, SLG: 0.361											0	0	0	0	0	0	0							
Michael Barrett, R OBP: 0.347, SLG: 0.508			G5-3			G5-3		K			4	0	0	0	0	2	5							
Glendon Rusch, L OBP: 0.135, SLG: 0.243			G3-1								2	0	1	0	0	0	0							
Ben Griever, L OBP: 0.363, SLG: 0.424											1	0	0	0	0	1	3							
Kyle Farnsworth, R											0	0	0	0	0	0	0							
Jon Leicester, R											0	0	0	0	0	0	0							
Mark Grudzielanek, R OBP: 0.345, SLG: 0.422											0	1	0	0	1	0	0							
Inning Stats	R: 0 E: 0 K: 2 S: 14	H: 1 LOB: 1 BB: 0 P: 19	R: 0 E: 0 K: 0 S: 8	H: 0 LOB: 0 BB: 0 P: 12	R: 0 E: 0 K: 0 S: 6	H: 0 LOB: 0 BB: 0 P: 6	R: 0 E: 0 K: 1 S: 6	H: 0 LOB: 0 BB: 0 P: 10	R: 0 E: 0 K: 1 S: 7	H: 0 LOB: 0 BB: 0 P: 10	R: 0 E: 0 K: 1 S: 9	H: 1 LOB: 1 BB: 0 P: 12	R: 1 E: 1 K: 3 S: 15	H: 2 LOB: 3 BB: 1 P: 28	R: 0 E: 0 K: 1 S: 9	H: 0 LOB: 0 BB: 0 P: 13	R: 0 E: 0 K: 1 S: 8	H: 1 LOB: 2 BB: 1 P: 15	R: 1 E: 0 K: 0 S: 12	H: 2 LOB: 1 BB: 1 P: 19	1B: 5 2B: 1 3B: 0 HR: 1	SF: 0 SAC: 0 DP: 0 HBP: 0	WP: 1 PB: 0 SB: 1 CS: 1	PA: 40
PITCHER	IP WLS BF H R ER SO BB IBB HBP BLK WP HR S P ERA WHIP	7.0 0.1 1.2 1.0	27 1 7 5	4 0 1 2	1 0 0 1	1 0 1 1	7 0 0 0	0 0 1 0	0 0 0 0	0 0 1 0	65 3 14 12	97 4 24 19	1.29 0.00 0.600 9.00	0.571 0.000 0.600 3.000										

Chicago Cubs @ New York Mets
Shea Stadium, Flushing, NY
Fri Sep 24 2004, 7:10 PM EDT
Att. 28,196 - Sunny - 68 F

AB	37
R	2
H	7
RBI	2
BB	3
SO	9
LOB	15



Batter	1	2	3	4	5	6	7	8	9	10	AB	R	H	RBI	BB	SO	LOB	BOTTOM				
Gerald Williams, R OBP: 0.300, SLG: 0.456	K		F9			G1-3		F9		P4	5	0	0	0	0	1	2					
7 José Reyes, S OBP: 0.274, SLG: 0.378	F9		P4			G1-3		G1-3		G6-3	5	0	1	0	0	0	0					
5 David Wright, R OBP: 0.333, SLG: 0.523	K		F9			F9		K			5	0	2	0	0	2	0					
31 Mike Piazza, R OBP: 0.360, SLG: 0.446			F7			K		K			5	0	1	0	0	2	3					
Richard Hidalgo, R OBP: 0.303, SLG: 0.446			K			G5-3		F7			4	0	0	0	0	2	3					
Victor Diaz, R OBP: 0.348, SLG: 0.524						K		K			4	1	1	0	0	3	0					
Jason Phillips, R OBP: 0.294, SLG: 0.331			2B								3	0	2	1	0	0	0					
Mike Cameron, R OBP: 0.322, SLG: 0.478						G6-3				G6-3	0	0	0	0	0	0	0					
Todd Zeile, R OBP: 0.326, SLG: 0.358											1	0	0	0	0	0	0					
Jeff Keppinger, R OBP: 0.307, SLG: 0.385											2	0	2	0	2	0	0					
Kris Benson, R OBP: 0.169, SLG: 0.160											2	0	0	0	0	1	1					
Kazuo Matsui, C OBP: 0.308, SLG: 0.410											1	0	0	0	0	1	2					
Pedro Feliciano, L ERA: 4.70											0	0	0	0	0	0	0					
Ricky Bottalico, L ERA: 3.63											0	0	0	0	0	0	0					
Eric Valente, L OBP: 0.377, SLG: 0.480											0	0	0	0	0	0	0					
Danny Carraway, R OBP: 0.307, SLG: 0.358											1	0	0	0	0	1	1					
Braden Looper, R ERA: 2.5											0	0	0	0	0	0	0					
Inning Stats	R: 0 E: 0 K: 2 S: 8	H: 0 LOB: 0 BB: 0 P: 11	R: 1 E: 0 K: 1 S: 9	H: 3 LOB: 2 BB: 0 P: 15	R: 0 E: 0 K: 1 S: 6	H: 0 LOB: 0 BB: 0 P: 8	R: 0 E: 0 K: 1 S: 7	H: 0 LOB: 0 BB: 0 P: 10	R: 0 E: 0 K: 1 S: 10	H: 1 LOB: 1 BB: 0 P: 14	R: 0 E: 0 K: 2 S: 12	H: 1 LOB: 2 BB: 0 P: 20	R: 0 E: 0 K: 2 S: 12	H: 1 LOB: 1 BB: 0 P: 19	R: 0 E: 0 K: 2 S: 10	H: 0 LOB: 1 BB: 1 P: 20	R: 0 E: 0 K: 0 S: 12	H: 1 LOB: 1 BB: 0 P: 17	1B: 7 2B: 2 3B: 0 HR: 0	SF: 0 SAC: 0 DP: 0 HBP: 0	WP: 0 PB: 0 SB: 0 CS: 0	PA: 40
PITCHER	IP WLS BF H R ER SO BB IBB HBP BLK WP HR S P ERA WHIP	6.0 1.0 1.2 1.0	23 5 7 4	6 1 0 0	1 0 2 1	7 0 0 0	0 0 0 0	0 0 0 0	0 0 0 0	0 0 0 0	55 12 18 12	78 24 32 17	1.50 0.00 0.000 0.000	1.000 2.000 1.200 0.000								

Chicago Cubs @ New York Mets
Shea Stadium, Flushing, NY
Fri Sep 24 2004, 7:10 PM EDT
Att. 28,196 - Sunny - 68 F

AB	38
R	1
H	9
RBI	1
BB	2
SO	13
LOB	12



Batter	1	2	3	4	5	6	7	8	9	10	11	AB	R	H	RBI	BB	SO	LOB	TOP							
Corey Patterson, L OBP: 0.324, SLG: 0.457	G3-1	K			F8			K	K			5	0	0	0	0	3	2								
25 Derrek Lee, R OBP: 0.360, SLG: 0.520	BB			C6-4-3 16 1B	G6-3			BB 16 BB 1-2		P4		2	0	0	0	3	0	0								
16 Aramis Ramirez, R OBP: 0.374, SLG: 0.590	F9							BB				4	0	2	0	1	0	1								
Moises Alou, R OBP: 0.355, SLG: 0.554				G6-4-3				BB				2	0	0	1	3	1	2								
Sammy Sosa, R OBP: 0.320, SLG: 0.510												5	0	0	0	0	4	8								
43 Michael Wuerzt, R OBP: 0.283, SLG: 0.359	K											0	0	0	0	0	0	0								
Kent Mercker, L OBP: 0.200, SLG: 0.200												0	0	0	0	0	0	0								
Nomaj Garciaparra, R OBP: 0.361, SLG: 0.463												3	1	1	0	1	0	3								
46 Ryan Dempster, R												0	0	0	0	0	0	0								
LaTroy Hawkins, R												0	0	0	0	0	0	0								
Calvin Murray, R OBP: 0.200, SLG: 0.200		HR										1	0	0	0	0	0	0								
Todd Walker, L OBP: 0.355, SLG: 0.470												4	1	2	2	0	0	1								
Jose Macias, S OBP: 0.283, SLG: 0.359												1	0	0	0	0	0	0								
Paul Bako, L OBP: 0.274, SLG: 0.280												4	0	0	0	0	1	2								
Michael Barrett, R OBP: 0.348, SLG: 0.511												1	0	1	0	0	0	0								
22 Mark Prior, R OBP: 0.295, SLG: 0.332												3	1	1	0	0	2	0								
Nefi Perez, S OBP: 0.295, SLG: 0.332												2	0	0	0	0	2									
Inning Stats	R: 0 E: 0 K: 1 S: 12	H: 0 LOB: 2 P: 21	R: 2 E: 0 K: 2 S: 9	H: 2 LOB: 0 BB: 0 P: 15	R: 0 E: 0 K: 1 S: 8	H: 1 LOB: 1 BB: 1 P: 16	R: 0 E: 0 K: 0 S: 8	H: 0 LOB: 0 BB: 1 P: 12	R: 0 E: 0 K: 1 S: 8	H: 0 LOB: 0 BB: 0 P: 14	R: 0 E: 0 K: 2 S: 9	H: 0 LOB: 0 BB: 0 P: 13	R: 0 E: 0 K: 1 S: 7	H: 0 LOB: 0 BB: 0 P: 13	R: 1 E: 0 K: 2 S: 16	H: 1 LOB: 3 BB: 3 P: 33	R: 0 E: 0 K: 1 S: 10	H: 1 LOB: 1 BB: 0 P: 15	R: 0 E: 0 K: 0 S: 7	H: 1 LOB: 1 BB: 0 P: 13	R: 0 E: 0 K: 0 S: 10	H: 1 LOB: 1 BB: 0 P: 12	1B: 5 2B: 1 3B: 0 HR: 1	SF: 0 SAC: 0 DP: 3 HBP: 0	WP: 0 PB: 0 SB: 0 CS: 0	PA: 45
PITCHER	Aaron Heilman, R ERA: 4.57	IP: 5.0 WLS: 20 BF: 20	H: 3 R: 2 ER: 2 SO: 5	BB: 4 IBB: 0 HBP: 0 BLK: 0	WP: 0 HR: 1 S: 11 P: 45	ERA: 3.60 WHIP: 1.400	Ricky Bottalico, R ERA: 3.46	IP: 1.0 WLS: 4 BF: 4	H: 1 R: 0 ER: 0 SO: 0	BB: 0 IBB: 0 HBP: 0 BLK: 0	WP: 0 HR: 0 S: 10 P: 12	ERA: 0.00 WHIP: 2.000	Jae Weong Seo, R ERA: 4.9	IP: 1.0 WLS: 4 BF: 1	H: 0 R: 0 ER: 0 SO: 0	BB: 0 IBB: 0 HBP: 0 BLK: 0	WP: 0 HR: 0 S: 7 P: 10	ERA: 0.00 WHIP: 1.000								

Chicago Cubs @ New York Mets
Shea Stadium, Flushing, NY
Sat Sep 25 2004, 1:25 PM EDT
Att: 34,284 - Cloudy - 73 F

AB 37
R 3
H 7
RBI 3
BB 8
SO 11
LOB 21



Batter	1	2	3	4	5	6	7	8	9	10	11	AB	R	H	RBI	BB	SO	LOB	BOTTOM						
Gerald Williams, R OBP: 0.287, SLG: 0.435	K				F8			K				5	0	0	0	0	3	5							
Kazuo Matsui, S OBP: 0.335, SLG: 0.402	G3											2	0	0	0	0	0	1							
Wilson Delgado, S OBP: 0.341, SLG: 0.358												3	0	0	0	0	1	4							
5 David Wright, R OBP: 0.331, SLG: 0.515	L6											4	0	0	0	1	0	0							
31 Mike Piazza, R OBP: 0.358, SLG: 0.443												5	0	1	0	0	0	2							
Jae Weong Seo, R OBP: 0.250, SLG: 0.188												0	0	0	0	0	0	0							
Richard Hidalgo, R OBP: 0.300, SLG: 0.444												3	0	0	0	0	1	1							
Mike Stanton, R OBP: 0.190, SLG: 0.200												0	0	0	0	0	0	0							
Bartolome Fortunato, R ERA: 4.13												0	0	0	0	0	0	0							
Heath Bell, R ERA: 4.13												1	0	0	0	0	0	0							
Todd Zelle, R OBP: 0.328, SLG: 0.356												0	0	0	0	0	0	0							
Ricky Bottalico, L OBP: 0.250, SLG: 0.188												1	1	1	1	0	0	0							
Craig Brazell, L OBP: 0.250, SLG: 0.188												0	0	0	0	0	0	0							
Eric Valent, L OBP: 0.330, SLG: 0.482												3	1	1	0	1	1	1							
Jason Phillips, R OBP: 0.296, SLG: 0.330												2	1	0	0	1	0	1							
Jeff Keppinger, R OBP: 0.314, SLG: 0.384												3	0	1	0	1	0	2							
Aaron Heilman, R ERA: 4.21												1	0	0	0	0	1	1							
7 José Reyes, S OBP: 0.273, SLG: 0.376												1	0	0	0	0	0	3							
Tyler Yates, R OBP: 0.091, SLG: 0.091												0	0	0	0	0	0	0							
Victor Diaz, R OBP: 0.400, SLG: 0.696												2	1	2	3	0	0	0							
Inning Stats	R: 0 E: 0 K: 1 S: 8	H: 0 LOB: 0 BB: 0 P: 14	R: 0 E: 0 K: 1 S: 11	H: 1 LOB: 1 BB: 0 P: 14	R: 0 E: 0 K: 1 S: 9	H: 1 LOB: 1 BB: 0 P: 14	R: 0 E: 0 K: 0 S: 8	H: 0 LOB: 0 BB: 0 P: 11	R: 0 E: 0 K: 1 S: 5	H: 0 LOB: 0 BB: 0 P: 7	R: 0 E: 0 K: 0 S: 7	H: 0 LOB: 0 BB: 0 P: 11	R: 0 E: 1 K: 1 S: 11	H: 1 LOB: 2 BB: 1 P: 17	R: 0 E: 0 K: 2 S: 16	H: 1 LOB: 0 BB: 2 P: 30	R: 0 E: 0 K: 1 S: 6	H: 0 LOB: 0 BB: 0 P: 10	R: 1 E: 0 K: 0 S: 3	H: 1 LOB: 0 BB: 0 P: 4	1B: 3 2B: 1 3B: 0 HR: 2	SF: 0 SAC: 0 DP: 0 HBP: 1	WP: 0 PB: 0 SB: 0 CS: 0	PA: 41	
PITCHER	22 Mark Prior, R ERA: 4.21	IP: 7.2 WLS: 4 BF: 30	H: 4 R: 0 ER: 0 SO: 5	BB: 2 IBB: 0 HBP: 1 BLK: 0	WP: 0 HR: 0 S: 13 P: 71	ERA: 0.00 WHIP: 0.783	46 Ryan Dempster, R ERA: 4.06	IP: 0.2 WLS: 4 BF: 4	H: 1 R: 1 ER: 1 SO: 1	BB: 0 IBB: 0 HBP: 0 BLK: 0	WP: 0 HR: 1 S: 9 P: 14	ERA: 13.50 WHIP: 1.500	43 Michael Wuerzt, R ERA: 4.74	IP: 1.0 WLS: 3 BF: 3	H: 0 R: 0 ER: 0 SO: 1	BB: 0 IBB: 0 HBP: 0 BLK: 0	WP: 0 HR: 0 S: 6 P: 10	ERA: 0.00 WHIP: 0.000	Kent Mercker, L ERA: 2.31	IP: 0.0 WLS: 1 BF: 1	H: 1 R: 1 ER: 1 SO: 0	BB: 0 IBB: 0 HBP: 0 BLK: 0	WP: 0 HR: 1 S: 4 P: 4	∞	∞

Chicago Cubs @ New York Mets
Shea Stadium, Flushing, NY
Sat Sep 25 2004, 1:25 PM EDT
Att: 34,284 - Cloudy - 73 F

AB 36
R 4
H 6
RBI 4
BB 4
SO 8
LOB 21



Batter	1	2	3	4	5	6	7	8	9	AB	R	H	RBI	BB	SO	LOB	TOP										
Corey Patterson, L (1, 8) OBP: 0.323, SLG: 0.456	G4-3		P4		E3		1B			4	0	1	0	0	0	1	Chicago Cubs @ New York Mets Shea Stadium, Flushing, NY Sun Sep.26.2004, 1:10 PM EDT Att: 36,476 - Cloudy - 75 F										
25 Derek Lee, R (1, 3) OBP: 0.357, SLG: 0.516	K			G5-3	G5-3		F9			4	0	0	0	0	1	3											
16 Aramis Ramirez, R (1, 5) OBP: 0.375, SLG: 0.588	K			BB	BB			G6-3		2	1	0	0	2	1	0											
Moises Alou, R (1, 7) OBP: 0.356, SLG: 0.552		BB		BB	BB			K		2	1	0	0	2	2	3											
Nomar Garciaparra, R (1, 6) OBP: 0.359, SLG: 0.483	F7			BB			F9	G6-3		4	0	1	1	0	0	1											
Sammy Sosa, R (1, 9) OBP: 0.326, SLG: 0.507	F7			G6-3					P6	3	0	0	1	1	0	2											
Michael Barrett, R (1, 2) OBP: 0.348, SLG: 0.508				G6-3					G6-3	3	0	0	0	0	1	3											
Todd Walker, L (9, PH) OBP: 0.354, SLG: 0.469	K			G6-3			F7		G6-3	1	0	0	0	0	0	0											
Neff Perez, S (1, 4) OBP: 0.295, SLG: 0.332			K				L5		K	3	0	1	0	0	1	1											
Ben Grievie, L (9, PH) OBP: 0.362, SLG: 0.423			K				SH2-4			1	0	0	0	0	1	0											
34 Kerry Wood, R (1, 1) OBP: 0.174, SLG: 0.233			F8							2	0	0	0	0	0	0											
43 Michael Wuerztz, R (8, 1)					SH2-4		F9			0	0	0	0	0	0	0											
Inning Stats	R: 0 E: 0 K: 2 S: 9	H: 0 LOB: 0 BB: 0 P: 15	R: 0 E: 0 K: 1 S: 8	H: 0 LOB: 1 BB: 1 P: 17	R: 0 E: 0 K: 1 S: 10	H: 0 LOB: 0 BB: 0 P: 14	R: 2 E: 0 K: 0 S: 13	H: 1 LOB: 1 BB: 2 P: 29	R: 0 E: 0 K: 0 S: 6	H: 0 LOB: 1 BB: 1 P: 12	R: 0 E: 0 K: 0 S: 11	H: 1 LOB: 0 BB: 0 P: 15	R: 0 E: 0 K: 1 S: 6	H: 0 LOB: 0 BB: 0 P: 9	R: 0 E: 0 K: 1 S: 8	H: 0 LOB: 0 BB: 0 P: 14	1B: 2 2B: 1 3B: 0 HR: 0	SF: 0 SAC: 1 DP: 0 HBP: 0	WP: 0 PB: 0 SB: 0 CS: 1	PA: 35							
PITCHER	IP	WLS	BF	H	R	ER	SO	BB	IBB	HBP	BLK	WP	HR	S	P	ERA	WHIP										
Al Leiter, L (1, 1) ERA: 3.19	6.0	W	26	2	2	2	5	5	0	0	0	0	0	57	110	3.00	1.167										
Mike Stanton, L (7, 1) ERA: 3.29	1.0	H	3	1	0	0	0	0	0	0	0	0	0	11	15	0.00	1.000										
Tyler Yates, R (8, 1) ERA: 6.31	1.0	H	3	0	0	0	1	0	0	0	0	0	0	6	9	0.00	0.000										
Braden Looper, R (9, 1) ERA: 2.55	1.0	S	3	0	0	0	1	0	0	0	0	0	0	8	14	0.00	0.000										

Batter	1	2	3	4	5	6	7	8	9	AB	R	H	RBI	BB	SO	LOB	BOTTOM										
7 José Reyes, S (1, 4) OBP: 0.277, SLG: 0.376	S	F7-4		K			F8			3	1	1	0	1	1	2	Chicago Cubs @ New York Mets Shea Stadium, Flushing, NY Sun Sep.26.2004, 1:10 PM EDT Att: 36,476 - Cloudy - 75 F										
Kazuo Matsui, S (1, 6) OBP: 0.338, SLG: 0.403	BB	F7-4		K						4	0	2	1	0	1	3											
Jeff Keppinger, R (8, 4) OBP: 0.314, SLG: 0.384	G6-4-3									0	0	0	0	0	0	0											
5 David Wright, R (1, 5) OBP: 0.326, SLG: 0.506	G6-4-3	F9			P4					4	0	0	0	0	1	2											
Craig Brazell, L (1, 3) OBP: 0.360, SLG: 0.542	HBP		K				P6			4	1	2	0	0	1	1											
Victor Diaz, R (1, 9) OBP: 0.414, SLG: 0.667	HBP									4	1	2	0	0	1	1											
Mike Cameron, R (9, 8) OBP: 0.322, SLG: 0.478	HBP		G1-3							0	0	0	0	0	0	0											
Eric Valent, L (1, 7) OBP: 0.329, SLG: 0.476	BB		L7							3	0	0	0	0	1	2											
Jason Phillips, R (1, 2) OBP: 0.298, SLG: 0.330	BB									3	0	1	1	0	1	1											
Gerald Williams, R (1, 8) OBP: 0.286, SLG: 0.423	BB				F8					3	0	0	1	1	0	2											
Al Leiter, L (1, 1) OBP: 0.145, SLG: 0.115										1	0	0	0	1	1	3											
Todd Zeile, R (6, PH) OBP: 0.325, SLG: 0.355	K									1	0	0	0	0	0	0											
Mike Stanton, L (7, 1) OBP: 0.500, SLG: 0.500										0	0	0	0	0	0	0											
Tyler Yates, R (8, 1) OBP: 0.091, SLG: 0.091										0	0	0	0	0	0	0											
Braden Looper, R (9, 1)										0	0	0	0	0	0	0											
Inning Stats	R: 3 E: 0 K: 1 S: 15	H: 3 LOB: 3 BB: 2 P: 34	R: 0 E: 0 K: 0 S: 6	H: 1 LOB: 0 BB: 0 P: 7	R: 0 E: 0 K: 1 S: 6	H: 0 LOB: 0 BB: 0 P: 10	R: 0 E: 0 K: 2 S: 16	H: 1 LOB: 2 BB: 1 P: 25	R: 0 E: 0 K: 1 S: 10	H: 1 LOB: 1 BB: 0 P: 16	R: 0 E: 0 K: 1 S: 5	H: 0 LOB: 0 BB: 0 P: 7	R: 0 E: 0 K: 1 S: 16	H: 1 LOB: 1 BB: 0 P: 21	R: 0 E: 0 K: 1 S: 6	H: 1 LOB: 1 BB: 0 P: 9	1B: 8 2B: 1 3B: 0 HR: 0	SF: 0 SAC: 0 DP: 2 HBP: 2	WP: 0 PB: 0 SB: 1 CS: 0	PA: 35							
PITCHER	IP	WLS	BF	H	R	ER	SO	BB	IBB	HBP	BLK	WP	HR	S	P	ERA	WHIP										
34 Kerry Wood, R (1, 1) ERA: 3.58	7.0	L	31	7	3	3	7	3	0	2	0	0	0	74	120	3.86	1.429										
43 Michael Wuerztz, R (8, 1) ERA: 4.96	1.0		4	1	0	0	1	0	0	0	0	0	0	6	9	0.00	1.000										

AB	29
R	2
H	3
RBI	2
BB	5
SO	7
LOB	14



Batter	1	2	3	4	5	6	7	8	9	AB	R	H	RBI	BB	SO	LOB	TOP					
6 Ryan Freel, R OBP: 0.375, SLG: 0.368 Darren Bragg, L OBP: 0.259, SLG: 0.289	1-2 G3		1-3 K		1-2 G4-3		3-2 G4-3	2-1 P5		1	0	0	0	0	0	0	Cincinnati Reds @ Chicago Cubs Wrigley Field, Chicago, IL Mon Sep 27 2004, 7:05 PM CDT Att: 38,984 - Sunny - 74 F					
Felipe Lopez, S OBP: 0.532, SLG: 0.441	2-2 F9		1-3 K		0-1 G1-3		0-2 L9		3-2 G1	5	0	0	0	0	1	2						
Sean Casey, L OBP: 0.388, SLG: 0.551	3-1 1B		2-2 G1		1-1 G3			0-0 HR	0-0 F8	5	1	2	0	0	0	0						
Adam Dunn, L OBP: 0.390, SLG: 0.561	2-3 K			2-0 F9		0-1 P5		2-1 HR	2-2 F8	5	1	1	2	0	1	1						
D'Angelo Jimenez, S OBP: 0.365, SLG: 0.389		4-0 FC5-4 BB		3-1 2B 1B		3-2 G5-3		4-0 BB 2B		2	2	1	0	2	0	0						
Austin Kearns, R OBP: 0.329, SLG: 0.401 Juan Padilla, R (6, PH)		0-3 K		1-1 1H 2B		1-2 F9		4-1 BB 2B		3	0	1	1	0	1	1						
John Vander Wal, L OBP: 0.192, SLG: 0.275 Juan Castro, R OBP: 0.281, SLG: 0.375 Aaron Myette, R (8, PR)				1-3 K				1-2 BB		0	0	0	0	0	0	0						
Jason LaRue, R OBP: 0.336, SLG: 0.439		2-1 FC5-4 1B 1-2		1-3 K			2-2 G4-3 1B HBP	3-3 K		3	0	0	0	0	2	4						
Anderson Machado, S OBP: 0.423, SLG: 0.489		3-2 1B		4-0 1B			2-2 G4-3 1B	1-1 F8		3	0	2	0	1	0	2						
Brandon Claussen, R OBP: 0.111, SLG: 0.059 John Riedling, R (4, 1) Jacob Cruz, L OBP: 0.325, SLG: 0.350 (6, 9)		0-3 K		2-2 G4-3			0-3 K	3-2 1H 2H 2B		2	0	0	0	0	1	4						
Inning Stats	R: 0 H: 1 E: 0 K: 1 S: 14	H: 1 LOB: 0 BB: 0 P: 22	R: 0 H: 1 E: 0 K: 2 S: 12	H: 1 LOB: 2 BB: 1 P: 21	R: 0 H: 0 E: 0 K: 2 S: 11	H: 0 LOB: 0 BB: 0 P: 15	R: 1 H: 2 E: 0 K: 1 S: 11	H: 2 LOB: 2 BB: 1 P: 24	R: 0 H: 0 E: 0 K: 0 S: 7	H: 0 LOB: 0 BB: 0 P: 9	R: 0 H: 0 E: 0 K: 0 S: 9	H: 0 LOB: 0 BB: 0 P: 13	R: 0 H: 1 E: 0 K: 1 S: 23	H: 1 LOB: 2 BB: 0 P: 30	R: 4 H: 3 E: 0 K: 1 S: 15	H: 3 LOB: 2 BB: 2 P: 34	R: 0 H: 0 E: 0 K: 0 S: 9	H: 0 LOB: 0 BB: 0 P: 14	1B: 5 2B: 2 3B: 0 HR: 1	SF: 0 SAC: 0 DP: 0 HBP: 1	WP: 0 PA: 40 PB: 0 SB: 0 CS: 0	
PITCHER	IP WLS BF H R ER SO BB IBB HBP BLK WP HR S P ERA WHIP	IP WLS BF H R ER SO BB IBB HBP BLK WP HR S P ERA WHIP	IP WLS BF H R ER SO BB IBB HBP BLK WP HR S P ERA WHIP	IP WLS BF H R ER SO BB IBB HBP BLK WP HR S P ERA WHIP	IP WLS BF H R ER SO BB IBB HBP BLK WP HR S P ERA WHIP	IP WLS BF H R ER SO BB IBB HBP BLK WP HR S P ERA WHIP	IP WLS BF H R ER SO BB IBB HBP BLK WP HR S P ERA WHIP	IP WLS BF H R ER SO BB IBB HBP BLK WP HR S P ERA WHIP	IP WLS BF H R ER SO BB IBB HBP BLK WP HR S P ERA WHIP	IP WLS BF H R ER SO BB IBB HBP BLK WP HR S P ERA WHIP	IP WLS BF H R ER SO BB IBB HBP BLK WP HR S P ERA WHIP	IP WLS BF H R ER SO BB IBB HBP BLK WP HR S P ERA WHIP	IP WLS BF H R ER SO BB IBB HBP BLK WP HR S P ERA WHIP	IP WLS BF H R ER SO BB IBB HBP BLK WP HR S P ERA WHIP	IP WLS BF H R ER SO BB IBB HBP BLK WP HR S P ERA WHIP	IP WLS BF H R ER SO BB IBB HBP BLK WP HR S P ERA WHIP	IP WLS BF H R ER SO BB IBB HBP BLK WP HR S P ERA WHIP	IP WLS BF H R ER SO BB IBB HBP BLK WP HR S P ERA WHIP	IP WLS BF H R ER SO BB IBB HBP BLK WP HR S P ERA WHIP	IP WLS BF H R ER SO BB IBB HBP BLK WP HR S P ERA WHIP	IP WLS BF H R ER SO BB IBB HBP BLK WP HR S P ERA WHIP	IP WLS BF H R ER SO BB IBB HBP BLK WP HR S P ERA WHIP

AB	35
R	5
H	8
RBI	5
BB	4
SO	8
LOB	20



Batter	1	2	3	4	5	6	7	8	9	AB	R	H	RBI	BB	SO	LOB	BOTTOM					
Corey Patterson, L OBP: 0.325, SLG: 0.460 Calvin Murray, R OBP: 0.333, SLG: 0.200	4-1 FC6-4 BB	0-1 P2		2-0 2H HR	4-0 1-2 BB		0-0 G3	4-2 FC5-4 BB		3	1	1	2	2	0	1	Cincinnati Reds @ Chicago Cubs Wrigley Field, Chicago, IL Mon Sep 27 2004, 7:05 PM CDT Att: 38,984 - Sunny - 74 F					
25 Derek Lee, R OBP: 0.357, SLG: 0.519	1-2 F9		2-3 K	1-1 HR	2-2 F9		4-1 HR BB	1-2 FC5-4		5	2	1	1	1	1	5						
16 Aramis Ramirez, R OBP: 0.374, SLG: 0.585 Jose Macias, S OBP: 0.285, SLG: 0.376	0-2 FC6-4 1B 1-2		1-2 G6-3	4-2 BB		2-2 G1-3	0-1 1H HR			2	1	0	0	1	0	1						
Moises Alou, R OBP: 0.357, SLG: 0.550 Todd Wellemeyer, R Kyle Farnsworth, R	2-1 2B 1B		0-1 G4-3	1-2 F8			4-2 2B BB			4	1	1	0	1	1	1						
Nomar Garciaparra, R OBP: 0.367, SLG: 0.495 Neifi Perez, S OBP: 0.297, SLG: 0.337	1-1 1H 2H 2B		0-1 2B 1B	0-1 2B 1B	0-0 G4-3 HR 2B	4-0 WP 1B BB	1-0 1-3 2B			3	3	3	2	1	0	0						
Sammy Sosa, R OBP: 0.327, SLG: 0.508 Jason Dubois, R OBP: 0.200, SLG: 0.167	0-1 F9		0-0 1B FC6-4 2B	1-3 FC6-4 2B	0-0 G4-3	4-2 1B BB	0-3 K			3	1	1	0	1	0	2						
Todd Walker, L OBP: 0.359, SLG: 0.480		0-0 P4		0-2 FC6-4 1B	1-0 HR	0-0 1-3 2H 1B		4-1 BB BB		4	1	3	4	1	0	0						
Michael Barrett, R OBP: 0.347, SLG: 0.506 Mike DiFelice, R OBP: 0.214, SLG: 0.200		4-2 38 SH1-4 BB		0-1 FC6-4 HR 1-2	4-2 BB BB		1-3 K			2	1	0	1	2	1	3						
3B Carlos Zambrano, S OBP: 0.236, SLG: 0.265 Kent Mercker, L Tom Goodwin, L OBP: 0.259, SLG: 0.282		0-0 SH1-4		1-1 SH1-4	0-3 K		2-1 G3-1	2-0 F7		1	0	0	0	0	1	1						
Inning Stats	R: 2 H: 2 E: 0 K: 0 S: 14	H: 2 LOB: 1 BB: 1 P: 22	R: 0 H: 0 E: 0 K: 0 S: 7	H: 0 LOB: 1 BB: 1 P: 11	R: 0 H: 0 E: 0 K: 1 S: 10	H: 0 LOB: 0 BB: 0 P: 13	R: 5 H: 5 E: 0 K: 0 S: 21	H: 5 LOB: 1 BB: 1 P: 30	R: 2 H: 2 E: 0 K: 1 S: 12	H: 2 LOB: 2 BB: 2 P: 23	R: 1 H: 1 E: 0 K: 2 S: 14	H: 1 LOB: 2 BB: 2 P: 26	R: 2 H: 2 E: 0 K: 1 S: 12	H: 2 LOB: 2 BB: 2 P: 23	R: 0 H: 0 E: 0 K: 0 S: 11	H: 0 LOB: 2 BB: 2 P: 23		R: 0 H: 0 E: 0 K: 0 S: 9	H: 0 LOB: 0 BB: 0 P: 14	1B: 4 2B: 4 3B: 0 HR: 4	SF: 0 SAC: 2 DP: 0 HBP: 0	WP: 1 PA: 47 PB: 0 SB: 0 CS: 0
PITCHER	IP WLS BF H R ER SO BB IBB HBP BLK WP HR S P ERA WHIP	IP WLS BF H R ER SO BB IBB HBP BLK WP HR S P ERA WHIP	IP WLS BF H R ER SO BB IBB HBP BLK WP HR S P ERA WHIP	IP WLS BF H R ER SO BB IBB HBP BLK WP HR S P ERA WHIP	IP WLS BF H R ER SO BB IBB HBP BLK WP HR S P ERA WHIP	IP WLS BF H R ER SO BB IBB HBP BLK WP HR S P ERA WHIP	IP WLS BF H R ER SO BB IBB HBP BLK WP HR S P ERA WHIP	IP WLS BF H R ER SO BB IBB HBP BLK WP HR S P ERA WHIP	IP WLS BF H R ER SO BB IBB HBP BLK WP HR S P ERA WHIP	IP WLS BF H R ER SO BB IBB HBP BLK WP HR S P ERA WHIP	IP WLS BF H R ER SO BB IBB HBP BLK WP HR S P ERA WHIP	IP WLS BF H R ER SO BB IBB HBP BLK WP HR S P ERA WHIP	IP WLS BF H R ER SO BB IBB HBP BLK WP HR S P ERA WHIP	IP WLS BF H R ER SO BB IBB HBP BLK WP HR S P ERA WHIP	IP WLS BF H R ER SO BB IBB HBP BLK WP HR S P ERA WHIP	IP WLS BF H R ER SO BB IBB HBP BLK WP HR S P ERA WHIP	IP WLS BF H R ER SO BB IBB HBP BLK WP HR S P ERA WHIP	IP WLS BF H R ER SO BB IBB HBP BLK WP HR S P ERA WHIP	IP WLS BF H R ER SO BB IBB HBP BLK WP HR S P ERA WHIP	IP WLS BF H R ER SO BB IBB HBP BLK WP HR S P ERA WHIP	IP WLS BF H R ER SO BB IBB HBP BLK WP HR S P ERA WHIP	IP WLS BF H R ER SO BB IBB HBP BLK WP HR S P ERA WHIP

AB	34
R	12
H	12
RBI	12
BB	11
SO	5
LOB	18



Batter	1	2	3	4	5	6	7	8	9	AB	R	H	RBI	BB	SO	LOB	TOP								
Felipe Lopez, S OBP: 0.330, SLG: 0.434	L8		HR	L3		K	K			4	1	0	0	0	2	4	Cincinnati Reds @ Chicago Cubs Wrigley Field, Chicago, IL Tue Sep 28 2004, 7:05 PM CDT Att: 38,895 - Sunny - 59 F								
D'Angelo Jimenez, S OBP: 0.364, SLG: 0.393	P6		HR	K		F7		G5-3		5	1	1	2	0	1	2									
Sean Casey, L OBP: 0.390, SLG: 0.550	L7		HR					G3		1	2	0	0	1	0	0									
Juan Castro, R OBP: 0.283, SLG: 0.376			HR							2	0	1	1	0	0	0									
Adam Dunn, L OBP: 0.390, SLG: 0.565		G4-3	F8					P5		5	1	2	2	0	1	3									
Austin Kearns, R OBP: 0.326, SLG: 0.396		G4-3	K							5	0	1	0	0	2	1									
Darren Bragg, L OBP: 0.297, SLG: 0.325	G4-3		HR							4	2	1	2	1	1	2									
Javier Valentin, S OBP: 0.293, SLG: 0.383										4	0	1	0	1	1	1									
Anderson Machado, S OBP: 0.429, SLG: 0.468										2	1	0	0	2	2	4									
Josh Hancock, R OBP: 0.250, SLG: 0.118										3	0	1	1	1	2	3									
Joe Valentine, R (9, 1)										0	0	0	0	0	0	0									
Inning Stats	R: 0 E: 0 K: 0 S: 7	H: 0 LOB: 0 BB: 0 P: 10	R: 0 E: 0 K: 2 S: 13	H: 2 LOB: 3 BB: 1 P: 23	R: 4 E: 0 K: 2 S: 18	H: 3 LOB: 1 BB: 0 P: 28	R: 0 E: 0 K: 2 S: 8	H: 0 LOB: 0 BB: 0 P: 9	R: 2 E: 0 K: 0 S: 7	H: 1 LOB: 0 BB: 1 P: 16	R: 1 E: 0 K: 2 S: 13	H: 1 LOB: 2 BB: 2 P: 25	R: 1 E: 0 K: 3 S: 16	H: 1 LOB: 2 BB: 2 P: 31	R: 0 E: 0 K: 0 S: 5	H: 0 LOB: 0 BB: 0 P: 8	R: 0 E: 0 K: 1 S: 7	H: 0 LOB: 0 BB: 0 P: 9	1B: 5 2B: 0 3B: 0 HR: 3	SF: 0 SAC: 0 DP: 0 HBP: 2	WP: 0 PB: 0 SB: 1 CS: 0	PA: 43			
PITCHER	IP	WLS	BF	H	R	ER	SO	BB	IBB	HBP	BLK	WP	HR	S	P	ERA	WHIP								
Greg Maddux, R ERA: 3.88	5.0	L	25	6	6	6	6	2	0	2	0	0	3	53	86	10.80	1.600								
43 Michael Wuerz, R ERA: 4.97	1.1		7	1	1	1	3	2	0	0	0	0	0	16	31	6.75	2.250								
Kent Mercker, L ERA: 2.42	0.2		5	1	1	1	2	2	0	0	0	0	0	13	25	13.50	4.500								
Sergio Mitre, R ERA: 6.62	2.0		6	0	0	0	1	0	0	0	0	0	0	12	17	0.00	0.000								

AB	35
R	8
H	8
RBI	8
BB	6
SO	12
LOB	20



Batter	1	2	3	4	5	6	7	8	9	AB	R	H	RBI	BB	SO	LOB	BOTTOM								
Corey Patterson, L OBP: 0.325, SLG: 0.462	F8		K							4	0	1	2	0	1	1	Cincinnati Reds @ Chicago Cubs Wrigley Field, Chicago, IL Tue Sep 28 2004, 7:05 PM CDT Att: 38,895 - Sunny - 59 F								
25 Derek Lee, R OBP: 0.356, SLG: 0.516	L6		G5-3							3	0	0	0	1	0	1									
16 Aramis Ramirez, R OBP: 0.373, SLG: 0.583										4	0	1	0	0	0	2									
Moises Alou, R OBP: 0.357, SLG: 0.549	FC5-4									4	1	2	0	0	1	1									
Nomar Garciaparra, R OBP: 0.366, SLG: 0.492										4	0	1	0	0	0	1									
Sammy Sosa, R OBP: 0.324, SLG: 0.504										3	0	0	1	0	0	2									
Todd Walker, L OBP: 0.358, SLG: 0.478										4	1	1	0	0	0	0									
Paul Bako, L OBP: 0.275, SLG: 0.276										2	1	0	0	1	0	0									
Jose Macias, S OBP: 0.284, SLG: 0.374										1	0	0	0	0	0	0									
Greg Maddux, R ERA: 3.88										1	0	1	0	0	0	0									
Ben Griener, L OBP: 0.271, SLG: 0.442										1	0	0	0	0	0	1									
43 Michael Wuerz, R ERA: 4.97										0	0	0	0	0	0	0									
Kent Mercker, L ERA: 2.42										0	0	0	0	0	0	0									
Tom Goodwin, L OBP: 0.252, SLG: 0.279										1	0	0	0	0	0	0									
Sergio Mitre, R OBP: 0.125, SLG: 0.133										0	0	0	0	0	0	0									
Michael Barrett, R OBP: 0.246, SLG: 0.265										1	0	0	0	0	1	0									
Inning Stats	R: 0 E: 0 K: 0 S: 13	H: 1 LOB: 1 BB: 0 P: 16	R: 0 E: 0 K: 0 S: 5	H: 0 LOB: 0 BB: 0 P: 8	R: 0 E: 0 K: 1 S: 12	H: 1 LOB: 1 BB: 0 P: 16	R: 0 E: 0 K: 1 S: 6	H: 0 LOB: 0 BB: 0 P: 10	R: 2 E: 0 K: 1 S: 18	H: 2 LOB: 2 BB: 2 P: 29	R: 1 E: 1 K: 0 S: 7	H: 1 LOB: 0 BB: 0 P: 10	R: 0 E: 0 K: 0 S: 7	H: 0 LOB: 0 BB: 0 P: 9	R: 0 E: 0 K: 0 S: 10	H: 2 LOB: 2 BB: 0 P: 14	R: 0 E: 0 K: 1 S: 6	H: 0 LOB: 0 BB: 0 P: 8	1B: 6 2B: 0 3B: 1 HR: 0	SF: 1 SAC: 0 DP: 0 HBP: 0	WP: 2 PB: 0 SB: 0 CS: 0	PA: 36			
PITCHER	IP	WLS	BF	H	R	ER	SO	BB	IBB	HBP	BLK	WP	HR	S	P	ERA	WHIP								
Josh Hancock, R ERA: 5.09	8.0	W	33	7	3	2	3	2	0	0	0	2	0	78	112	2.25	1.125								
Joe Valentine, R ERA: 5.6	1.0		3	0	0	0	1	0	0	0	0	0	0	6	8	0.00	0.000								



Batter	1	2	3	4	5	6	7	8	9	10	11	12	AB	R	H	RBI	BB	SO	LOB	TOP								
Felipe Lopez, S OBP: 0.326, SLG: 0.427	F8											F8	6	0	1	0	0	2	2									
Juan Castro, R OBP: 0.281, SLG: 0.372	F9											K	6	0	1	0	0	2	3									
Sean Casey, L OBP: 0.388, SLG: 0.547	G4-3												5	0	1	0	0	0	1									
Adam Dunn, L OBP: 0.389, SLG: 0.567													5	1	1	1	0	2	1									
D'Angelo Jimenez, S OBP: 0.366, SLG: 0.397													4	2	2	0	1	0	0									
Austin Kearns, R OBP: 0.332, SLG: 0.418													4	1	2	3	1	1	0									
Jason Ligon, R Mike Mathews, L Jose Alvarez, S Johan Santana, L Johan Santana, L Todd Walker, L Ben Grieve, L Ben Grieve, L Jon Lester, R Jon Lester, R													3	0	0	0	0	0	0									
Glendon Rusch, L ERA: 3.48													5	0	1	0	0	3	3									
46 Ryan Dempster, R ERA: 4.0													2	0	0	0	0	0	0									
Mike Remlinger, L ERA: 3.12													2	0	0	0	0	0	0									
LaTroy Hawkins, R ERA: 2.67													2	0	0	0	0	0	0									
Kyle Farnsworth, R ERA: 4.55													2	0	0	0	0	1	1									
Jon Lester, R ERA: 4.05													2	0	0	0	0	0	0									
43 Michael Wuerzt, R ERA: 4.55													2	0	0	0	0	0	0									
Inning Stats	R: 0 E: 0 K: 9 S: 9	H: 0 LOB: 0 BB: 0 P: 11	R: 1 E: 0 K: 1 S: 19	H: 1 LOB: 0 BB: 0 P: 25	R: 0 E: 0 K: 1 S: 11	H: 0 LOB: 1 BB: 0 P: 13	R: 0 E: 0 K: 0 S: 8	H: 0 LOB: 0 BB: 0 P: 12	R: 0 E: 0 K: 0 S: 7	H: 0 LOB: 0 BB: 0 P: 9	R: 0 E: 0 K: 1 S: 11	H: 0 LOB: 1 BB: 0 P: 17	R: 0 E: 0 K: 2 S: 10	H: 2 LOB: 3 BB: 1 P: 16	R: 0 E: 0 K: 1 S: 6	H: 0 LOB: 0 BB: 0 P: 10	R: 1 E: 0 K: 2 S: 12	H: 2 LOB: 1 BB: 0 P: 12	R: 0 E: 0 K: 3 S: 9	H: 0 LOB: 0 BB: 0 P: 14	R: 0 E: 0 K: 1 S: 9	H: 1 LOB: 0 BB: 0 P: 11	R: 2 E: 0 K: 1 S: 18	H: 2 LOB: 2 BB: 2 P: 32	1B: 5 2B: 1 3B: 1 HR: 2	SF: 0 SAC: 0 DP: 1 HBP: 0	WP: 0 PB: 0 SB: 0 CS: 0	PA: 47
PITCHER	IP WLS BF H R ER SO BB IBB HBP BLK WP HR S P ERA WHIP	0.1 0 1 0 0 0 1 0 0 0 0 0 0 3 3 0.00 0.000	1.1 1 4 0 0 0 2 0 0 0 0 0 0 9 13 0.00 0.000	1.0 B 5 2 1 1 2 0 0 0 0 0 0 12 12 9.00 2.000	2.0 6 1 0 0 0 4 0 0 0 0 0 0 18 25 0.00 0.500	0.1 L 5 2 0 0 0 1 0 0 0 0 0 7 9 0.00 0.000	0.2 2 0 0 0 0 1 0 0 0 0 0 0 7 9 0.00 0.000																					

Cincinnati Reds @ Chicago Cubs
Wrigley Field, Chicago, IL
Wed Sep 29 2004, 1:20 PM CDT
Att. 38,190 - Sunny - 63 F

AB	44
R	4
H	9
RBI	4
BB	3
SO	13
LOB	14



Batter	1	2	3	4	5	6	7	8	9	10	11	12	AB	R	H	RBI	BB	SO	LOB	BOTTOM								
Corey Patterson, L OBP: 0.325, SLG: 0.460	K												5	1	1	0	1	3	0									
Nomar Garciaparra, R OBP: 0.371, SLG: 0.493	F8												3	0	1	0	3	0	1									
Moises Alou, R OBP: 0.357, SLG: 0.547	F8												4	0	1	1	1	0	3									
16 Aramis Ramirez, R OBP: 0.373, SLG: 0.579	P4												5	0	1	0	1	0	6									
25 Derrek Lee, R OBP: 0.355, SLG: 0.512													5	0	0	0	0	1	2									
Sammy Sosa, R OBP: 0.327, SLG: 0.504													4	0	2	0	1	0	3									
Mark Grudzielanek, R OBP: 0.341, SLG: 0.417													3	0	0	0	0	1	2									
Mike Remlinger, L ERA: 3.48													0	0	0	0	0	0	0									
Todd Walker, L OBP: 0.357, SLG: 0.477													1	0	0	0	0	0	0									
LaTroy Hawkins, R ERA: 2.67													0	0	0	0	0	0	0									
Neftali Feliz, S OBP: 0.297, SLG: 0.337													0	0	0	0	0	0	0									
Michael Barrett, R OBP: 0.343, SLG: 0.499													5	0	0	0	0	0	3									
Glendon Rusch, L ERA: 3.48													2	1	1	1	0	0	0									
46 Ryan Dempster, R ERA: 4.0													2	1	1	0	0	0	0									
Mike Mathews, L ERA: 6.52													0	0	0	0	0	0	0									
Jose Alvarez, S ERA: 3.12													1	0	0	0	0	0	0									
Gabe White, L ERA: 7.06													1	0	0	0	0	0	0									
Todd Van Poppel, R ERA: 6.12													1	0	0	0	0	0	0									
John Riedling, R ERA: 5.28													1	0	0	0	0	0	0									
Joe Valentin, R ERA: 5.4													1	0	0	0	0	0	0									
Inning Stats	R: 0 E: 0 K: 1 S: 9	H: 1 LOB: 1 BB: 0 P: 14	R: 0 E: 0 K: 0 S: 7	H: 1 LOB: 1 BB: 0 P: 12	R: 1 E: 0 K: 1 S: 18	H: 1 LOB: 3 BB: 2 P: 38	R: 0 E: 0 K: 1 S: 7	H: 0 LOB: 0 BB: 0 P: 10	R: 0 E: 0 K: 0 S: 5	H: 1 LOB: 1 BB: 1 P: 12	R: 0 E: 0 K: 0 S: 10	H: 0 LOB: 0 BB: 0 P: 20	R: 1 E: 0 K: 0 S: 11	H: 2 LOB: 1 BB: 1 P: 18	R: 0 E: 0 K: 0 S: 5	H: 0 LOB: 0 BB: 0 P: 10	R: 0 E: 0 K: 1 S: 14	H: 0 LOB: 0 BB: 0 P: 16	R: 0 E: 0 K: 0 S: 9	H: 0 LOB: 1 BB: 1 P: 16	R: 0 E: 0 K: 0 S: 6	H: 1 LOB: 1 BB: 0 P: 8	R: 1 E: 1 K: 4 S: 13	H: 1 LOB: 1 BB: 1 P: 21	1B: 6 2B: 1 3B: 0 HR: 1	SF: 1 SAC: 1 DP: 3 HBP: 1	WP: 0 PB: 0 SB: 0 CS: 0	PA: 50
PITCHER	IP WLS BF H R ER SO BB IBB HBP BLK WP HR S P ERA WHIP	6.0 26 4 1 1 3 4 0 0 0 0 0 0 4 7 1.50 1.333	0.0 2 2 1 1 0 0 0 0 0 0 0 0 4 7 ∞ ∞	2.0 6 0 0 0 0 1 0 0 0 0 0 0 12 16 0.00 0.500	1.0 3 0 0 0 0 1 0 0 0 0 0 0 14 16 0.00 0.000	1.0 4 0 0 0 0 1 0 0 0 0 0 0 9 16 0.00 1.000	1.0 W 4 1 0 0 0 0 0 0 0 0 6 8 0.00 1.000	1.0 S 5 1 1 0 1 1 0 0 0 0 0 13 21 0.00 2.000																				

Cincinnati Reds @ Chicago Cubs
Wrigley Field, Chicago, IL
Wed Sep 29 2004, 1:20 PM CDT
Att. 38,190 - Sunny - 63 F

AB	40
R	3
H	8
RBI	2
BB	7
SO	5
LOB	21



Batter	1	2	3	4	5	6	7	8	9	AB	R	H	RBI	BB	SO	LOB	TOP															
Rafael Furcal, S OBP: 0.345, SLG: 0.414	G4-3		K		SH5-4	1B		P4		4	1	1	1	0	1	2	Atlanta Braves @ Chicago Cubs Wrigley Field, Chicago, IL Sat Oct 02 2004, 12:25 PM CDT Att: 38,695 - Sunny - 54 F															
Marcus Giles, R Antonio Alfonseca, R 29 John Smoltz, R	HBP		FC4-6		G4-3	FC4-6		3B	1B	4	1	2	2	0	0	2																
J.D. Drew, L OBP: 0.437, SLG: 0.571	K			K	10 HBP	FC4-6		SF8	3B	4	1	1	2	1	2	2																
10 Chipper Jones, S Wilson Betemit, S	G4-3			1B	SF8	1B		FC1-5	1B	2	1	1	0	0	0	1																
Johnny Estrada, S Tim Drew, R		G1-4-3		1B	HBP			SF8	1B	4	0	2	0	0	1	3																
Eddie Pérez, R OBP: 0.293, SLG: 0.361				1B	K			K		0	0	0	0	0	0	0																
Adam LaRoche, L OBP: 0.331, SLG: 0.477	L9			SF8				FC1-5	1B	4	0	0	1	0	0	2																
Andruw Jones, R OBP: 0.345, SLG: 0.488	P6			G5-3				L7		5	0	0	0	0	1	3																
Eli Marrero, R OBP: 0.369, SLG: 0.516			P3		SH5-4	1B		F7		5	2	2	1	0	1	2																
John Thomson, R Juan Cruz, R Dawggs, WLS Travis Smith, R Charles Thomas, L Roman Colon, R Tom Martin, L Kevin Gryboski, R John Smoltz, R Nick Green, R			FC4-6		G4-3	SH5-4		1B		1	0	0	0	0	0	0																
Inning Stats	R: 0 E: 0 K: 1 S: 11	H: 0 LOB: 1 BB: 0 P: 16	R: 0 E: 0 K: 0 S: 10	H: 0 LOB: 0 BB: 0 P: 13	R: 0 E: 0 K: 1 S: 7	H: 1 LOB: 1 BB: 0 P: 12	R: 1 E: 0 K: 1 S: 16	H: 2 LOB: 1 BB: 0 P: 24	R: 1 E: 0 K: 1 S: 24	H: 2 LOB: 3 BB: 1 P: 38	R: 3 E: 0 K: 1 S: 15	H: 4 LOB: 1 BB: 0 P: 22	R: 0 E: 0 K: 0 S: 10	H: 2 LOB: 2 BB: 0 P: 16	R: 3 E: 0 K: 1 S: 12	H: 3 LOB: 1 BB: 0 P: 24	R: 0 E: 0 K: 1 S: 10	H: 0 LOB: 0 BB: 0 P: 14	1B: 11 2B: 1 3B: 1 HR: 1	SF: 2 SAC: 1 DP: 0 HBP: 2	WP: 0 PB: 0 SB: 0 CS: 0	PA: 44										
PITCHER	IP	WLS	BF	H	R	ER	SO	BB	IBB	HBP	BLK	WP	HR	S	P	ERA	WHIP															
38 Carlos Zambrano, R ERA: 2.75	5.2		29	9	5	5	5	1	0	2	0	0	1	80	120	7.94	1.765															
Kent Mercker, L ERA: 2.39	0.1	H	1	0	0	0	0	0	0	0	0	0	0	3	5	0.00	0.000															
Glendon Rusch, L ERA: 3.47	0.1	H	3	2	0	0	0	0	0	0	0	0	0	7	11	0.00	6.000															
46 Ryan Dempster, R ERA: 3.86	0.2	H	2	0	0	0	0	0	0	0	0	0	0	3	5	0.00	0.000															
Kyle Farnsworth, R ERA: 4.73	0.1	L	3	2	2	2	0	0	0	0	0	0	0	5	10	54.00	6.000															
PITCHER	IP	WLS	BF	H	R	ER	SO	BB	IBB	HBP	BLK	WP	HR	S	P	ERA	WHIP															
Mike Remlinger, L ERA: 3.44	1.0	B	4	1	1	1	1	0	0	0	0	0	0	0	1	0	0	0	0	0	8	12	0.00	0.000								
Jon Lester, R ERA: 3.95	0.2		2	0	0	0	1	0	0	0	0	0	0	0	0	0	0	0	0	0	0	0	0	0	0	0	0	0	0	0		

AB	38
R	8
H	14
RBI	8
BB	1
SO	7
LOB	18



Batter	1	2	3	4	5	6	7	8	9	AB	R	H	RBI	BB	SO	LOB	BOTTOM														
Jose Macias, S OBP: 0.292, SLG: 0.376	HBP		F8		K	F8				3	0	0	0	0	1	3	Atlanta Braves @ Chicago Cubs Wrigley Field, Chicago, IL Sat Oct 02 2004, 12:25 PM CDT Att: 38,695 - Sunny - 54 F														
Corey Patterson, L OBP: 0.321, SLG: 0.452	16 HBP								BB	0	0	0	0	1	0	0															
Nomar Garciaparra, R OBP: 0.365, SLG: 0.478	G1-3		F9		HR	BB		L4		4	1	0	0	1	1	3															
Moises Alou, R OBP: 0.360, SLG: 0.552	G6-3					HR		16 G5-4-3	1B	5	1	3	4	0	1	2															
16 Aramis Ramirez, R OBP: 0.371, SLG: 0.576	2H	1B	G6-3			HR		G5-4-3	1B	4	1	2	1	0	0	2															
Sammy Sosa, R OBP: 0.332, SLG: 0.517			25 F8		HR			G5-3		4	1	2	1	0	1	0															
Todd Walker, L OBP: 0.283, SLG: 0.469	F8				G4-3	G3-1		G6-3		4	0	0	0	0	0	1															
25 Derrek Lee, R OBP: 0.355, SLG: 0.505	F8				F9			G5-3	BB	2	0	0	0	2	0	1															
Michael Barrett, R OBP: 0.337, SLG: 0.489	F8				G6-3			G5-3	BB	4	0	0	0	0	1	3															
38 Carlos Zambrano, S Kent Mercker, L Ben Grady, L Glendon Rusch, L 46 Ryan Dempster, R Kyle Farnsworth, R Mike Remlinger, L Jon Lester, R Neil Pappas, R			WP			BB		K		2	2	2	2	0	0	0															
Inning Stats	R: 0 E: 0 K: 0 S: 11	H: 1 LOB: 2 BB: 0 P: 17	R: 0 E: 0 K: 0 S: 7	H: 1 LOB: 1 BB: 0 P: 11	R: 1 E: 0 K: 0 S: 13	H: 2 LOB: 1 BB: 0 P: 15	R: 1 E: 0 K: 0 S: 8	H: 1 LOB: 0 BB: 0 P: 15	R: 4 E: 0 K: 2 S: 20	H: 3 LOB: 0 BB: 1 P: 28	R: 0 E: 0 K: 1 S: 6	H: 0 LOB: 1 BB: 1 P: 13	R: 0 E: 0 K: 0 S: 6	H: 1 LOB: 0 BB: 0 P: 12	R: 0 E: 0 K: 1 S: 11	H: 0 LOB: 1 BB: 1 P: 21	R: 0 E: 0 K: 2 S: 12	H: 0 LOB: 1 BB: 1 P: 22	1B: 5 2B: 1 3B: 0 HR: 3	SF: 0 SAC: 0 DP: 1 HBP: 1	WP: 1 PB: 0 SB: 1 CS: 0	PA: 39									
PITCHER	IP	WLS	BF	H	R	ER	SO	BB	IBB	HBP	BLK	WP	HR	S	P	ERA	WHIP														
John Thomson, R ERA: 3.72	3.0		13	4	1	1	0	0	0	0	0	0	1	8	15	9.00	1.000														
Juan Cruz, R ERA: 2.75	1.0		4	1	1	1	0	0	0	0	0	0	0	0	0	0	0	0	0	8	16	0.00	1.500								
Travis Smith, R ERA: 6.2	1.0		7	3	4	4	2	1	0	0	0	0	2	20	28	36.00	4.000														
Roman Colon, R ERA: 3.71	0.1		2	0	0	0	0	1	0	0	0	0	0	2	9	0.00	3.000														
Tom Martin, L ERA: 3.97	0.2		2	0	0	0	1	0	0	0	0	0	0	4	4	0.00	0.000														
PITCHER	IP	WLS	BF	H	R	ER	SO	BB	IBB	HBP	BLK	WP	HR	S	P	ERA	WHIP														
Kevin Gryboski, R ERA: 2.84	1.0	W	3	1	0	0	0	0	0	0	0	0	0	0	0	0	0	0	0	8	16	0.00	1.500								
Antonio Alfonseca, R ERA: 2.57	0.2	H	3	0	0	0	0	1	0	0	0	0	0	0	0	0	0	0	0	0	0	0	0	0	0	0	0	0	0	0	
29 John Smoltz, R ERA: 2.76	1.1	S	5	0	0	0	3	1	0	0	0	0	0	0	0	0	0	0	0	0	0	0	0	0	0	0	0	0	0	0	



Batter	1	2	3	4	5	6	7	8	9	AB	R	H	RBI	BB	SO	LOB	TOP										
Rafael Furcal, S OBP: 0.344, SLG: 0.414 Jose Capellan, R (5, 1) Adam LaRoche, L OBP: 0.333, SLG: 0.488 Roman Colon, R (7, 1) J.D. Drew, L OBP: 0.436, SLG: 0.569 Nick Green, R OBP: 0.312, SLG: 0.386 (1, 4)	G1-3		G4-3 1B		L3		HR		K	3	1	1	0	0	0	0	Atlanta Braves @ Chicago Cubs Wrigley Field, Chicago, IL Sun Oct 03 2004, 1:20 PM CDT Att: 38,420 - Sunny - 63 F										
Dewayne Wise, L OBP: 0.272, SLG: 0.444 (1, 8)	G1-3		G4-3		G6-3		K		G4-3	5	0	0	0	0	1	2											
Julio Franco, R OBP: 0.378, SLG: 0.441 (1, 3)			HR 1B						HR	4	1	1	1	0	2	1											
Eli Marrero, R OBP: 0.374, SLG: 0.520 (1, 9)			HR 1B		CS				K	3	1	2	1	1	1	0											
Charles Thomas, L OBP: 0.388, SLG: 0.445 (1, 7)			HR		K				F7	4	2	2	5	0	1	2											
Eddie Pérez, R OBP: 0.286, SLG: 0.353 (1, 2)			G5-3		F7				G6-3	4	0	0	0	0	1	2											
Wilson Betemit, S OBP: 0.231, SLG: 0.170 (5, 6)			G3-1		G1-3				G6-3	4	0	0	0	0	0	1											
Paul Byrd, R OBP: 0.314, SLG: 0.200 Marcus Giles, R OBP: 0.378, SLG: 0.443 (5, 4)			K2-3		L8				G4-3	1	0	0	0	0	1	0											
									1B	3	0	1	0	0	0	0											
Inning Stats	R: 0 E: 0 K: 1 S: 6	H: 0 LOB: 0 BB: 0 P: 11	R: 3 E: 0 K: 1 S: 13	H: 3 LOB: 0 BB: 21 P: 21	R: 1 E: 0 K: 1 S: 12	H: 2 LOB: 0 BB: 0 P: 17	R: 0 E: 0 K: 1 S: 11	H: 1 LOB: 1 BB: 0 P: 18	R: 0 E: 0 K: 0 S: 8	H: 0 LOB: 0 BB: 0 P: 10	R: 2 E: 0 K: 0 S: 10	H: 1 LOB: 0 BB: 1 P: 18	R: 1 E: 0 K: 1 S: 8	H: 1 LOB: 0 BB: 0 P: 11	R: 1 E: 0 K: 2 S: 17	H: 2 LOB: 1 BB: 0 P: 24		R: 0 E: 0 K: 1 S: 8	H: 1 LOB: 1 BB: 0 P: 11	1B: 7 2B: 0 3B: 0 HR: 4	SF: 0 SAC: 0 DP: 0 HBP: 0	WP: 0 PB: 0 SB: 2 CS: 1	PA: 39				
PITCHER	IP	WLS	BF	H	R	ER	SO	BB	IBB	HBP	BLK	WP	HR	S	P	ERA	WHIP										
Greg Maddux, R ERA: 4.02 46 Ryan Dempster, R ERA: 3.92 Kent Mercker, L ERA: 2.55 Jon Leicester, R ERA: 3.89 LaTroy Hawkins, R ERA: 2.63	6.0	W	25	7	6	6	4	1	0	0	0	0	2	60	95	9.00	1.333										

Batter	1	2	3	4	5	6	7	8	9	AB	R	H	RBI	BB	SO	LOB	BOTTOM										
Corey Patterson, L OBP: 0.320, SLG: 0.452 (1, 8)	HR 2B	G3		F7	G4-3		K			5	1	1	0	0	1	3	Atlanta Braves @ Chicago Cubs Wrigley Field, Chicago, IL Sun Oct 03 2004, 1:20 PM CDT Att: 38,420 - Sunny - 63 F										
Mark Czudzielanek, R OBP: 0.347, SLG: 0.432 (1, 4)	G5-3	P6		HR		16 G4-6-3 1B		F8		5	2	2	1	0	0	1											
Moises Alou, R OBP: 0.361, SLG: 0.557 (1, 7)	HR	G6-3		16 2B		16 G4-6-3 1B		P6		5	2	3	2	0	0	0											
16 Aramis Ramirez, R OBP: 0.373, SLG: 0.578 (1, 5)	P3			FC6-4 1B	1H 2B	G4-6-3		1B		5	0	3	1	0	0	2											
Nomar Garciaparra, R OBP: 0.365, SLG: 0.477 (1, 6)	25 BB 3B 1B			FC6-4 25 FC4-6 1B	F7			1B		5	1	2	1	0	0	3											
25 Derek Lee, R OBP: 0.356, SLG: 0.504 (1, 3)	3B BB			FC4-6 HR		3H 1B		F9		3	2	1	0	1	0	2											
Jason Dubois, R OBP: 0.240, SLG: 0.435 (1, 9)	1H 2H 3B			HR				K		4	2	2	4	0	1	1											
Paul Bako, L OBP: 0.288, SLG: 0.283 (1, 2)	WP BB			F7				F7		3	0	1	0	1	0	1											
Greg Maddux, R ERA: 3.94 46 Ryan Dempster, R ERA: 3.92 Todd Walker, L OBP: 0.352, SLG: 0.468 Kent Mercker, L ERA: 2.55 Jon Leicester, R ERA: 3.89 LaTroy Hawkins, R ERA: 2.63	K			P3				L8		3	0	0	0	0	1	2											
										0	0	0	0	0	0	0											
Inning Stats	R: 5 E: 0 K: 1 S: 23	H: 4 LOB: 1 BB: 2 P: 37	R: 0 E: 0 K: 0 S: 9	H: 0 LOB: 0 BB: 0 P: 12	R: 2 E: 0 K: 0 S: 9	H: 2 LOB: 0 BB: 0 P: 12	R: 2 E: 0 K: 0 S: 9	H: 3 LOB: 1 BB: 0 P: 14	R: 0 E: 1 K: 0 S: 10	H: 1 LOB: 2 BB: 0 P: 16	R: 1 E: 0 K: 0 S: 6	H: 3 LOB: 1 BB: 0 P: 10	R: 0 E: 0 K: 2 S: 9	H: 1 LOB: 1 BB: 0 P: 15	R: 0 E: 0 K: 0 S: 4	H: 1 LOB: 1 BB: 0 P: 4	1B: 8 2B: 3 3B: 1 HR: 3	SF: 0 SAC: 0 DP: 1 HBP: 0	WP: 1 PB: 0 SB: 0 CS: 0	PA: 41							
PITCHER	IP	WLS	BF	H	R	ER	SO	BB	IBB	HBP	BLK	WP	HR	S	P	ERA	WHIP										
Paul Byrd, R ERA: 3.94 Jose Capellan, R ERA: 11.25 Roman Colon, R ERA: 3.32	4.0	L	23	4	1	1	0	0	0	0	0	0	0	16	26	4.50	2.000										

