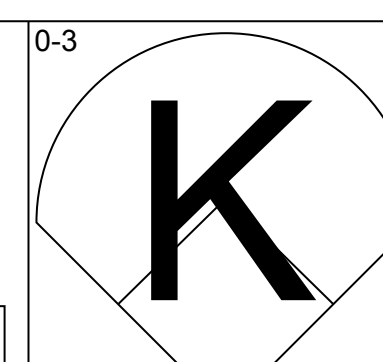
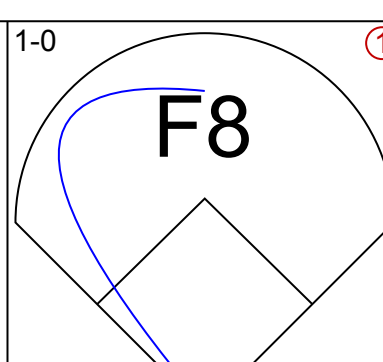
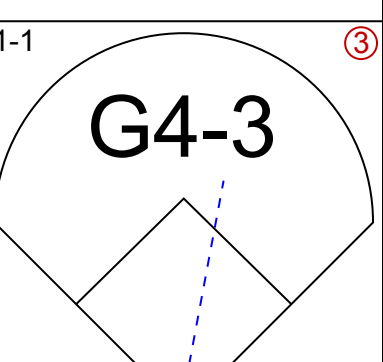
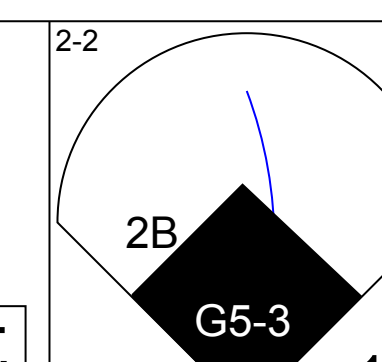
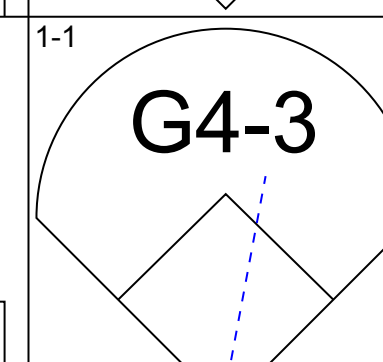
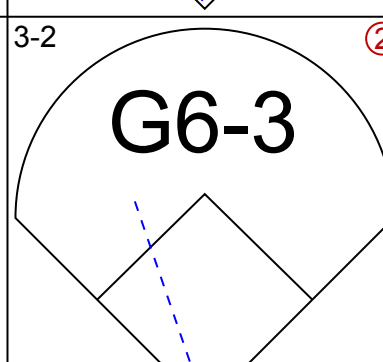
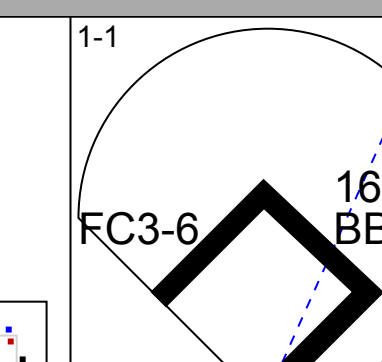
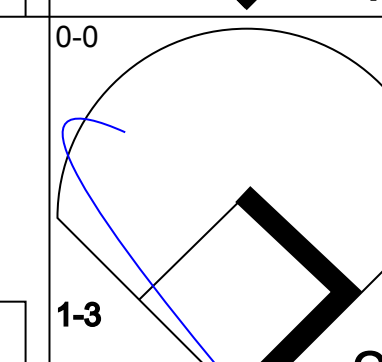
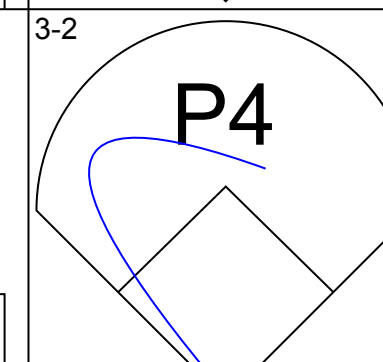
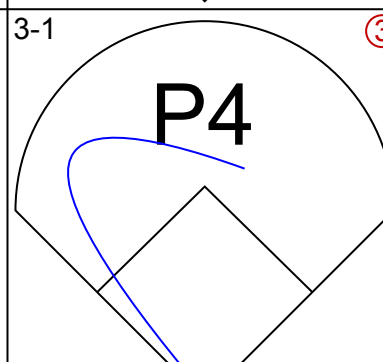
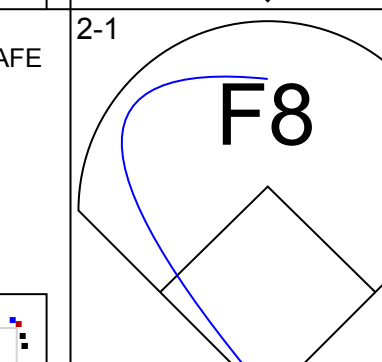
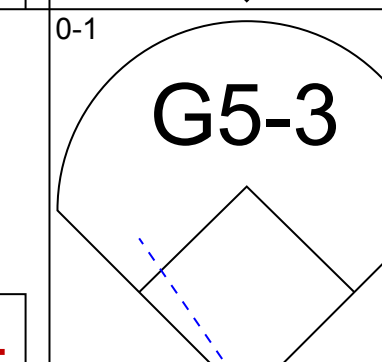
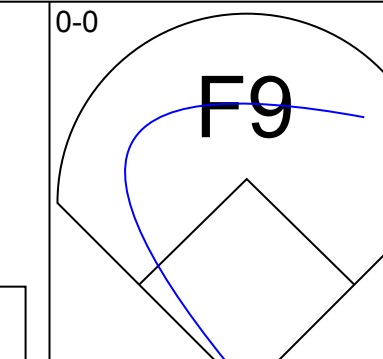
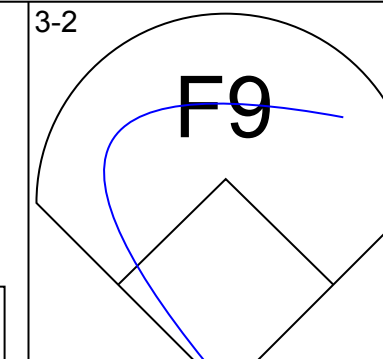
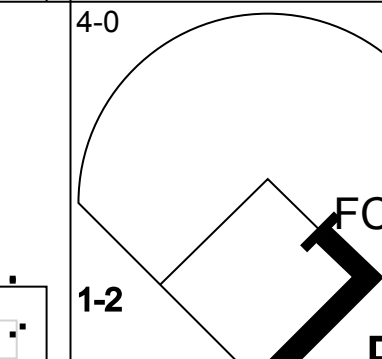
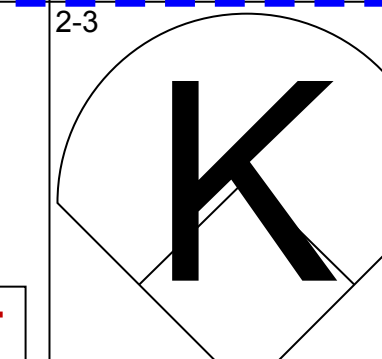
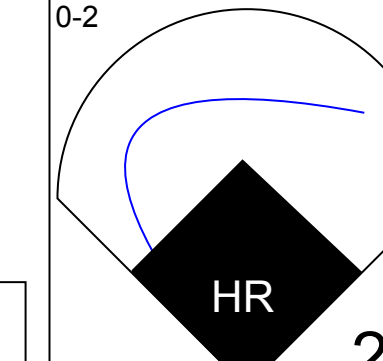
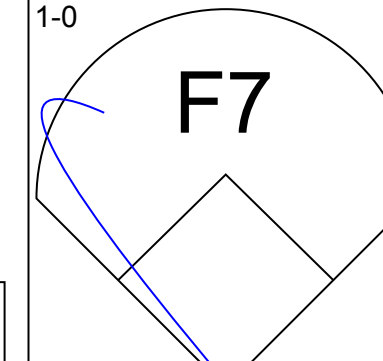
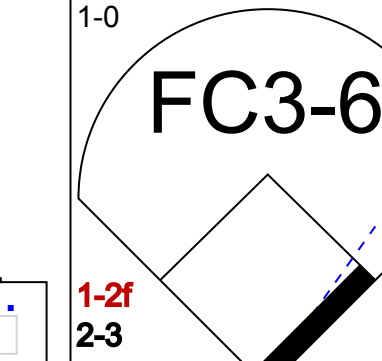
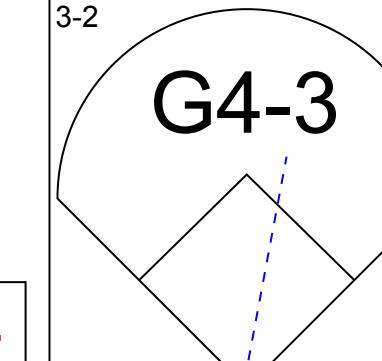
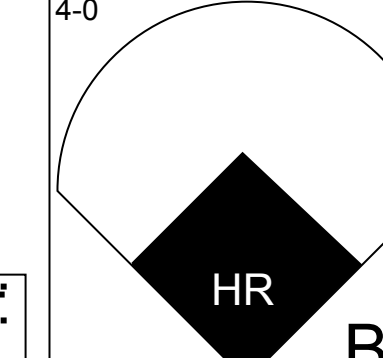
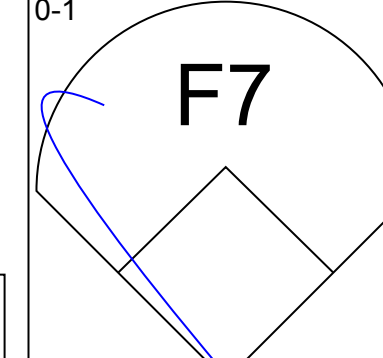
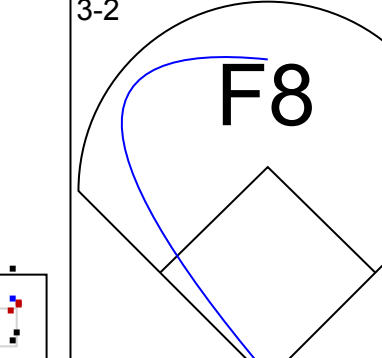
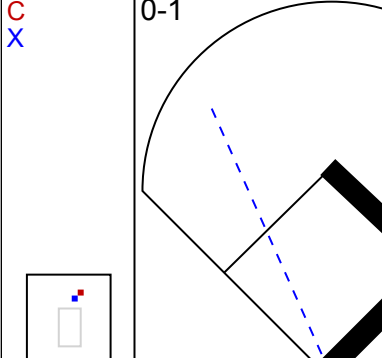
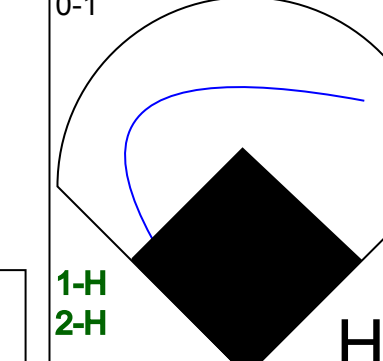
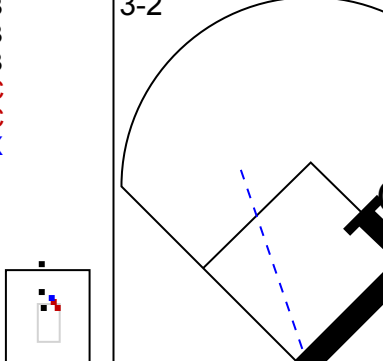
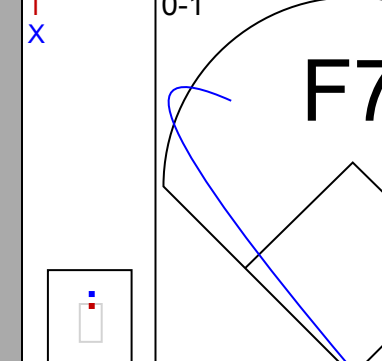
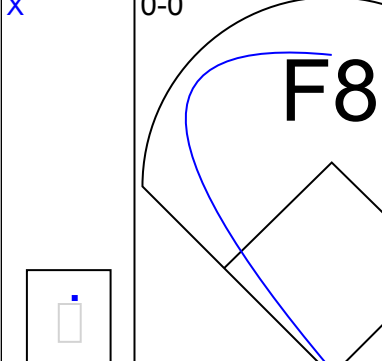
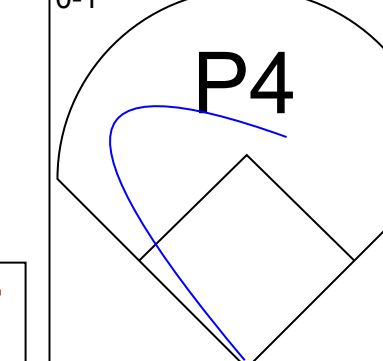
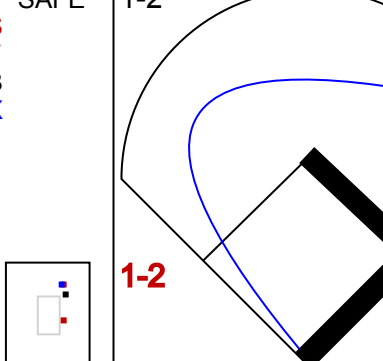
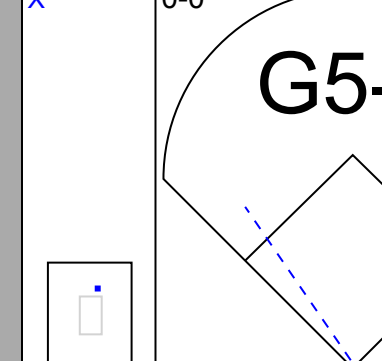
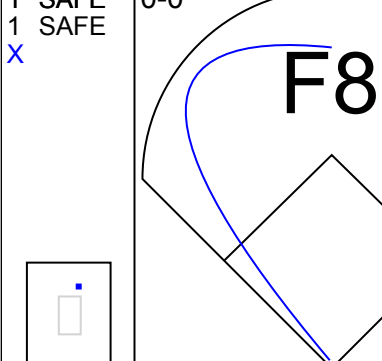
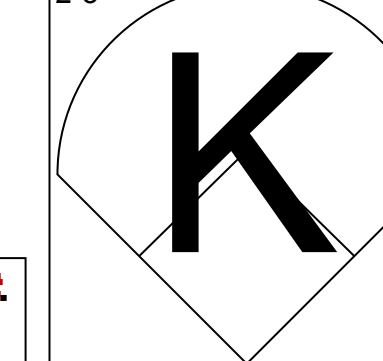
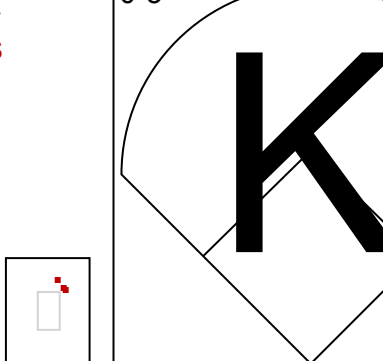
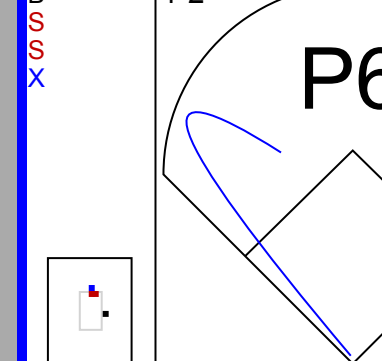
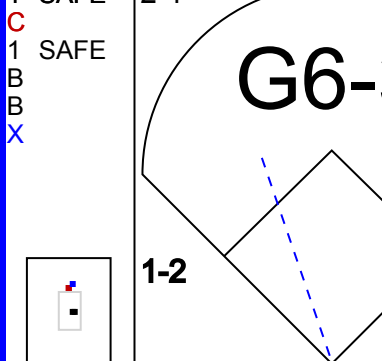
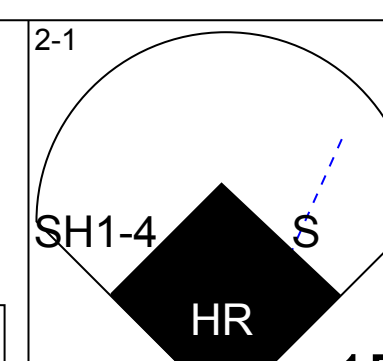
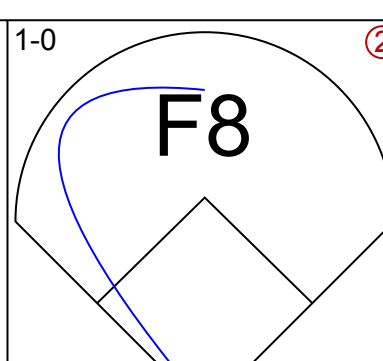
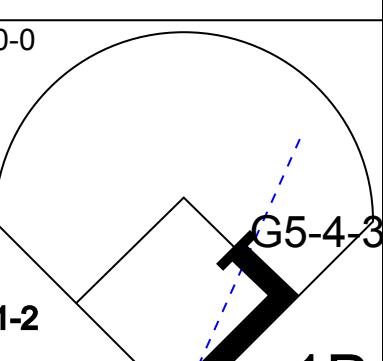
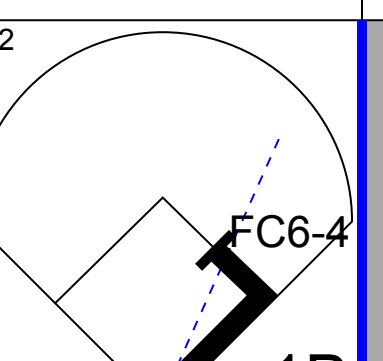
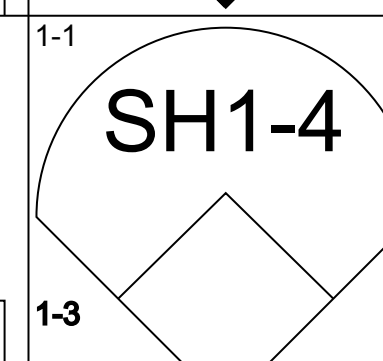
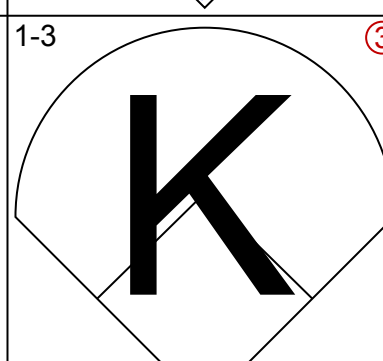
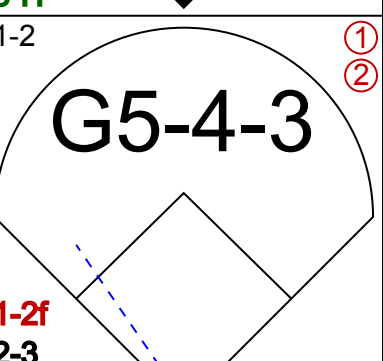
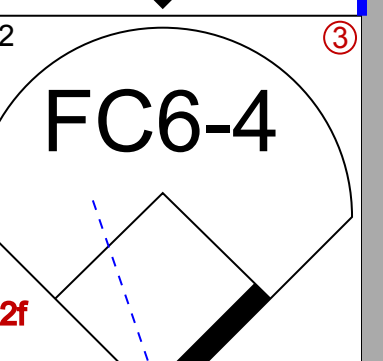
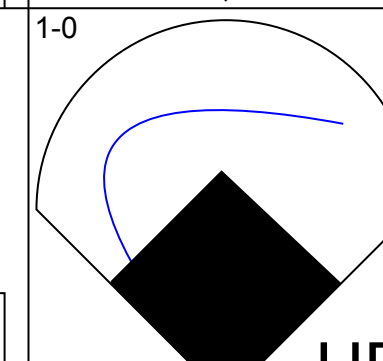
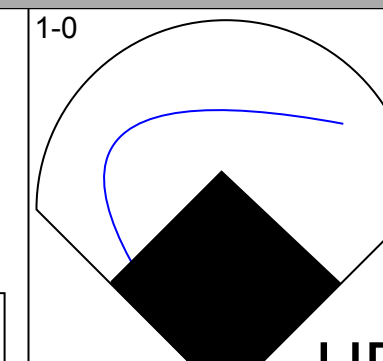
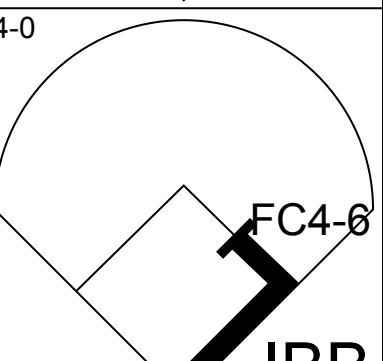
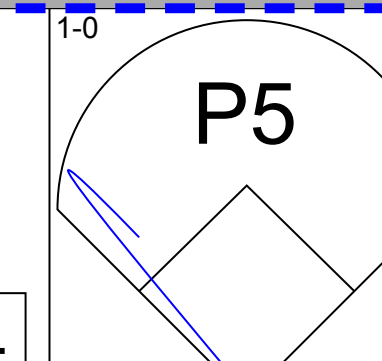
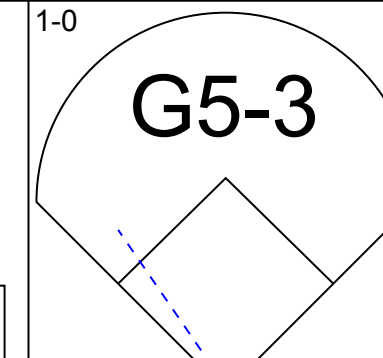
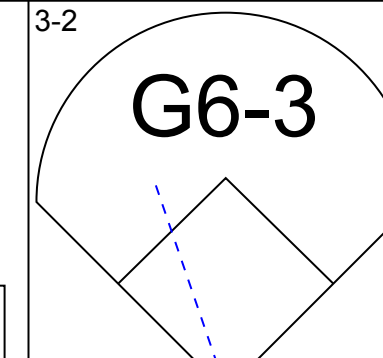
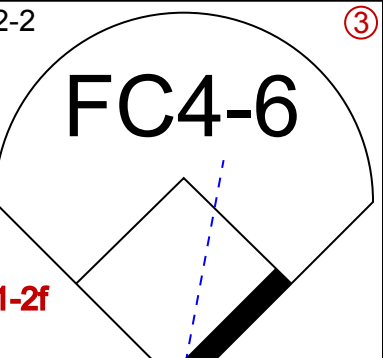
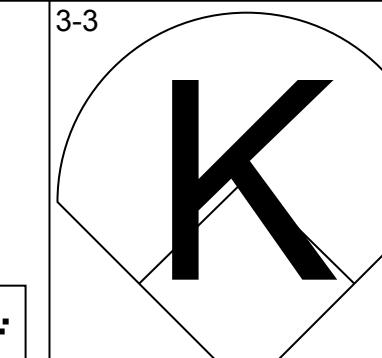
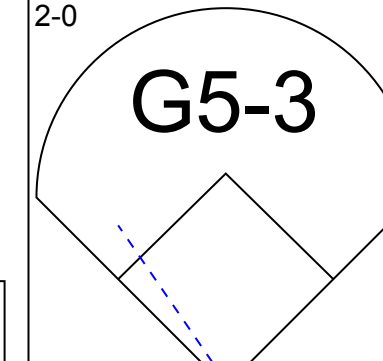
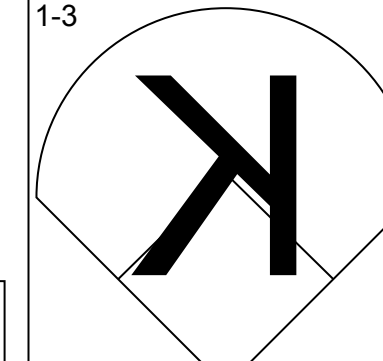
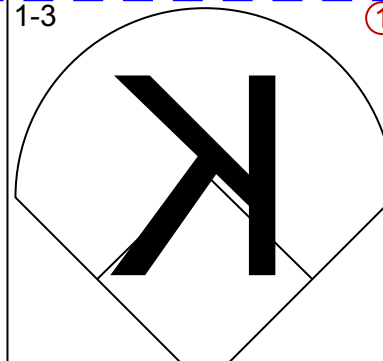
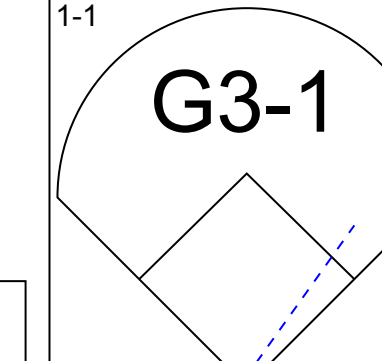
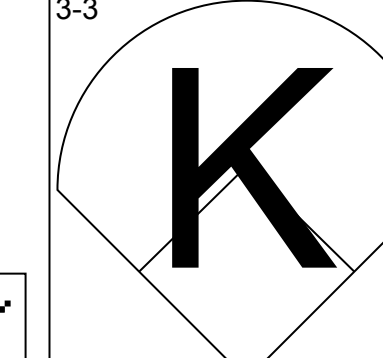
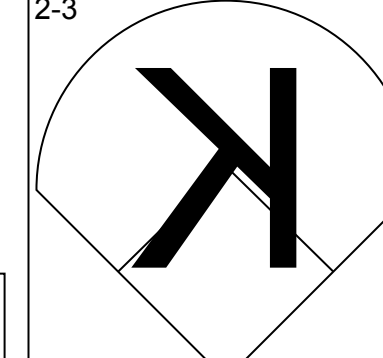
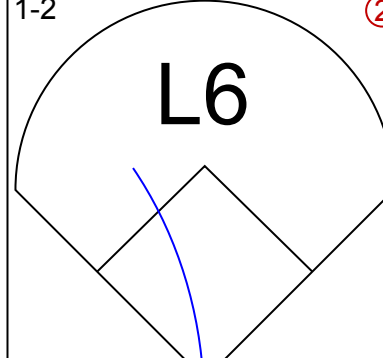
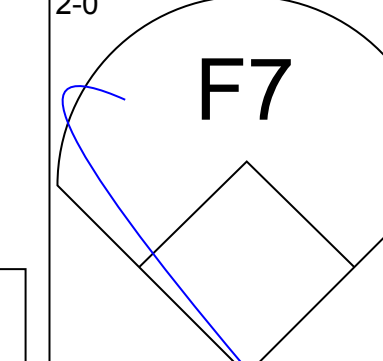
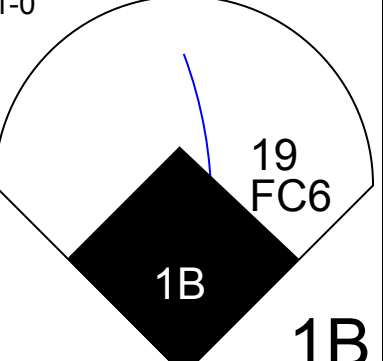
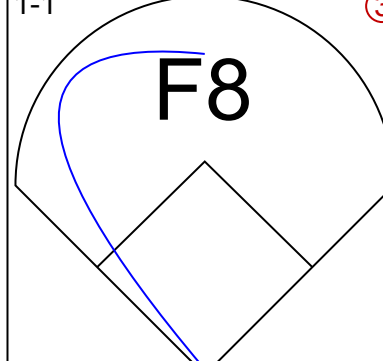
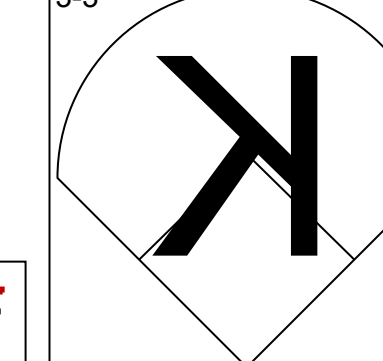
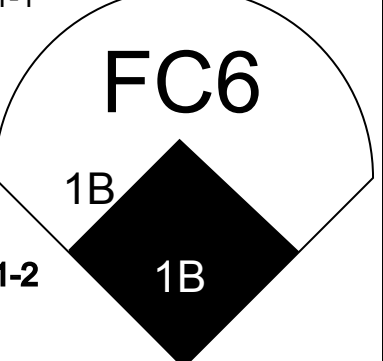


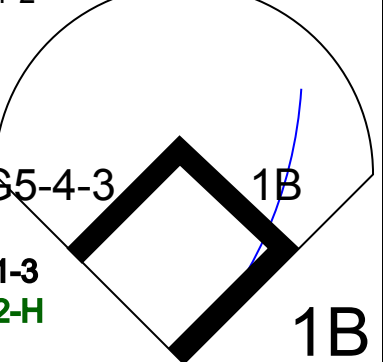
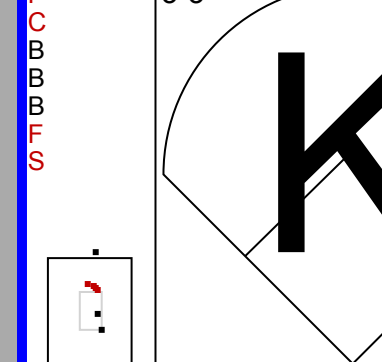


Chicago Cubs - 2005

Batter	1	2	3	4	5	6	7	8	9	AB	R	H	RBI	BB	SO	LOB	TOP					
Corey Patterson, L (1, 8) OBP: 0.500, SLG: 0.444										4	1	1	0	0	1	1	Chicago Cubs @ Arizona Diamondbacks Bank One Ballpark, Phoenix, AZ Tue Apr 05 2005, 9:40 PM EDT Att: 30,260 - Clear - 76 F					
Todd Walker, L (1, 4) OBP: 0.625, SLG: 0.750										4	0	2	0	0	0	0						
Nomar Garciaparra, R (1, 6) OBP: 0.222, SLG: 0.222										4	0	0	1	0	0	2						
16 Aramis Ramirez, R (1, 5) OBP: 0.556, SLG: 1.000										3	0	0	0	1	1	1						
Jeremy Burnitz, L (1, 9) OBP: 0.400, SLG: 0.500										4	1	1	0	0	0	3						
25 Derek Lee, R (1, 3) OBP: 0.600, SLG: 1.111										3	1	1	0	1	0	2						
Todd Hollandsworth, L (1, 7) OBP: 0.375, SLG: 0.750										4	1	2	3	0	0	1						
Michael Barrett, R (1, 2) OBP: 0.222, SLG: 0.333										4	0	1	0	0	0	1						
Greg Maddux, R (1, 1) Mike Remlinger, L (6, 1) Jose Macias, S (7, PH) 43 Michael Wertz, R (7, 1) Chad Fox, R (8, 1) Neill Perez, S (8, PH)										2	0	0	0	0	2	1						
Inning Stats	R: 0 E: 0 K: 1 S: 10	H: 0 LOB: 0 BB: 0 P: 14	R: 3 E: 0 K: 1 S: 12	H: 2 LOB: 0 BB: 1 P: 18	R: 0 E: 0 K: 0 S: 7	H: 0 LOB: 0 BB: 0 P: 14	R: 0 E: 0 K: 0 S: 6	H: 0 LOB: 0 BB: 0 P: 10	R: 0 E: 0 K: 0 S: 11	H: 2 LOB: 1 BB: 0 P: 16	R: 0 E: 0 K: 0 S: 9	H: 1 LOB: 2 BB: 1 P: 20	R: 0 E: 0 K: 0 S: 6	H: 0 LOB: 0 BB: 0 P: 7	R: 1 E: 0 K: 1 S: 15	H: 2 LOB: 1 BB: 0 P: 22	R: 0 E: 0 K: 0 S: 6	H: 1 LOB: 1 BB: 0 P: 8	1B: 4 2B: 3 3B: 0 HR: 1	SF: 0 SAC: 0 DP: 0 HBP: 0	WP: 0 PB: 0 SB: 1 CS: 1	PA: 36
PITCHER	IP WLS BF H R ER SO BB IBB HBP BLK WP HR S P ERA WHIP																					
Russ Ortiz, R (1, 1) ERA: 4.5	6.0 W 24 5 3 3 3 2 0 0 0 0 0 1 55 92 4.50 1.167																					
Mike Koplove, R (7, 1) ERA: 6.75	1.1 H 6 2 1 1 0 0 0 0 0 0 0 0 13 16 6.75 1.500																					
Brandon Lyon, R (8, 1) ERA:	1.2 S 6 1 0 0 1 0 0 0 0 0 0 0 14 21 0.00 0.600																					




Batter	1	2	3	4	5	6	7	8	9	AB	R	H	RBI	BB	SO	LOB	BOTTOM			
Craig Counsell, L (1, 4) OBP: 0.667, SLG: 0.571 Brandon Lyon, R (8, 1)										4	1	3	1	0	0	0	Chicago Cubs @ Arizona Diamondbacks Bank One Ballpark, Phoenix, AZ Tue Apr 05 2005, 9:40 PM EDT Att: 30,260 - Clear - 76 F			
Royce Clayton, R (1, 6) OBP: 0.125, SLG: 0.125										3	0	0	0	0	1	3				
Luis Gonzalez, L (1, 7) OBP: 0.500, SLG: 1.286										3	2	2	3	1	0	0				
Troy Glaus, R (1, 5) OBP: 0.250, SLG: 0.286										4	0	0	0	0	1	2				
Shawn Green, L (1, 9) OBP: 0.444, SLG: 0.286										4	0	0	0	0	2	0				
José Cruz Jr., S (1, 8) OBP: 0.375, SLG: 0.667										3	0	0	0	0	2	0				
Chad Tracy, L (1, 3) OBP: 0.500, SLG: 0.571 Mike Koplove, R (7, 1) Alex Cintron, S (8, 4)										3	1	1	0	0	0	0				
19 Chris Snyder, R (1, 2)										3	1	0	0	0	2	1				
Russ Ortiz, R (1, 1) OBP: 0.500, SLG: 0.500 Tony Clark, S (7, 3)										2	0	1	1	0	1	0				
Inning Stats	R: 2 E: 0 K: 0 S: 8	H: 2 LOB: 0 BB: 0 P: 14	R: 0 E: 0 K: 2 S: 11	H: 0 LOB: 0 BB: 0 P: 19	R: 0 E: 0 K: 2 S: 7	H: 0 LOB: 0 BB: 0 P: 10	R: 1 E: 0 K: 2 S: 10	H: 1 LOB: 0 BB: 0 P: 17	R: 2 E: 0 K: 0 S: 14	H: 3 LOB: 2 BB: 1 P: 24	R: 0 E: 0 K: 1 S: 8	H: 0 LOB: 0 BB: 0 P: 11	R: 0 E: 0 K: 2 S: 13	H: 1 LOB: 0 BB: 0 P: 20	R: 0 E: 0 K: 1 S: 6	H: 0 LOB: 0 BB: 0 P: 11	1B: 5 2B: 0 3B: 0 HR: 2	SF: 0 SAC: 1 DP: 1 HBP: 0	WP: 0 PB: 0 SB: 1 CS: 0	PA: 32
PITCHER	IP WLS BF H R ER SO BB IBB HBP BLK WP HR S P ERA WHIP																			
Greg Maddux, R (1, 1) ERA: 9.0	5.0 L 22 6 5 5 6 0 0 0 0 0 0 0 8 84 9.00 1.200																			
Mike Remlinger, L (6, 1) ERA:	1.0 3 0 0 0 1 0 0 0 0 0 0 0 8 11 0.00 0.000																			
43 Michael Wertz, R (7, 1) ERA:	1.0 4 1 0 0 2 0 0 0 0 0 0 0 13 20 0.00 1.000																			
Chad Fox, R (8, 1) ERA:	1.0 3 0 0 0 1 0 0 0 0 0 0 0 6 11 0.00 0.000																			



Batter	1	2	3	4	5	6	7	8	9	AB	R	H	RBI	BB	SO	LOB	TOP
Corey Patterson, L (1,8) OBP: 0.400, SLG: 0.357	0-1 G6-3 G4-3 1B		0-0 F7		1-1 L3	0-2 P4			1-2 K	5	0	1	0	0	1	1	
Todd Walker, L (1,4) OBP: 0.615, SLG: 0.667	1-2 SAFE G4-3		4-0 FC5 S BB		0-1 G5-3 1B	2-0 F9			0-0 1B	4	0	2	0	1	0	2	
Nomar Garciaparra, R (1,6) OBP: 0.143, SLG: 0.143	1-1 G6-3		2-2 FC5		0-1 G5-3		1-0 F9		0-2 K	5	0	0	0	0	1	4	
16 Aramis Ramirez, R (1,5) OBP: 0.429, SLG: 0.636	4-1 FC6-4 BB		2-3 K		0-0 G5-3		0-0 L8		3-3 K	4	0	0	0	1	2	4	
Jeremy Burnitz, L (1,9) OBP: 0.357, SLG: 0.429	2-0 FC6-4			3-2 G3		1-2 WP 25 1B HR			0-3 K	4	1	1	0	0	1	2	
25 Derek Lee, R (1,3) OBP: 0.571, SLG: 0.917		4-2 L3 BB		3-1 G5-3		3-2 WP HR 1B		1-0 F9		3	1	1	0	1	0	0	
Todd Hollandsworth, L (1,7) OBP: 0.333, SLG: 0.667		2-1 F9		0-0 E 2B		2-3 K		3-2 G3		4	0	1	0	0	1	3	
Michael Barrett, R (1,2) OBP: 0.308, SLG: 0.615	1-2 SAFE L3		1-2 E6		1-2 E6	1-2 2-3 HR		2-1 FC4-6 1B		4	1	2	3	0	0	2	
46 Ryan Dempster, R (1,1) Glendon Rusch, L (4,1) Jon Leicester, R (5,1) Jose Macias, S (6,PH) Cliff Bartosh, L (6,1) 43 Michael Wuertz, R (7,1) Neill Perez, S (8,PH) LaTroy Hawkins, R (8,1)			1-1 G6-3		0-2 G6-3	0-1 2B		1-0 FC4-6 1B		2	0	0	0	0	0	2	
Inning Stats	R: 0 E: 0 K: 0 S: 11	H: 1 LOB: 2 BB: 1 P: 20	R: 0 E: 0 K: 0 S: 14	H: 0 LOB: 0 BB: 1 P: 23	R: 0 E: 0 K: 1 S: 10	H: 0 LOB: 2 BB: 1 P: 19	R: 0 E: 0 K: 0 S: 13	H: 1 LOB: 1 BB: 0 P: 8	R: 0 E: 0 K: 1 S: 7	H: 0 LOB: 0 BB: 0 P: 6	R: 0 E: 0 K: 0 S: 9	H: 1 LOB: 1 BB: 0 P: 16	R: 0 E: 0 K: 3 S: 13	H: 1 LOB: 1 BB: 0 P: 17	1B: 6 2B: 3 3B: 0 HR: 1	SF: 0 SAC: 0 DP: 1 HBP: 0	WP: 1 PA: 40 PB: 0 SB: 1 CS: 0
PITCHER	IP WLS BF H R ER SO BB IBB HBP BLK WP HR S P ERA WHIP	IP WLS BF H R ER SO BB IBB HBP BLK WP HR S P ERA WHIP	IP WLS BF H R ER SO BB IBB HBP BLK WP HR S P ERA WHIP	IP WLS BF H R ER SO BB IBB HBP BLK WP HR S P ERA WHIP	IP WLS BF H R ER SO BB IBB HBP BLK WP HR S P ERA WHIP	IP WLS BF H R ER SO BB IBB HBP BLK WP HR S P ERA WHIP	IP WLS BF H R ER SO BB IBB HBP BLK WP HR S P ERA WHIP	IP WLS BF H R ER SO BB IBB HBP BLK WP HR S P ERA WHIP	IP WLS BF H R ER SO BB IBB HBP BLK WP HR S P ERA WHIP	IP WLS BF H R ER SO BB IBB HBP BLK WP HR S P ERA WHIP	IP WLS BF H R ER SO BB IBB HBP BLK WP HR S P ERA WHIP	IP WLS BF H R ER SO BB IBB HBP BLK WP HR S P ERA WHIP	IP WLS BF H R ER SO BB IBB HBP BLK WP HR S P ERA WHIP	IP WLS BF H R ER SO BB IBB HBP BLK WP HR S P ERA WHIP	IP WLS BF H R ER SO BB IBB HBP BLK WP HR S P ERA WHIP	IP WLS BF H R ER SO BB IBB HBP BLK WP HR S P ERA WHIP	IP WLS BF H R ER SO BB IBB HBP BLK WP HR S P ERA WHIP

Chicago Cubs @ Arizona Diamondbacks
Bank One Ballpark, Phoenix, AZ
Wed Apr 06 2005, 10:10 PM EDT
Att: 26,789 - Clear - 83 F


AB 37
R 3
H 9
RBI 3
BB 3
SO 6
LOB 21

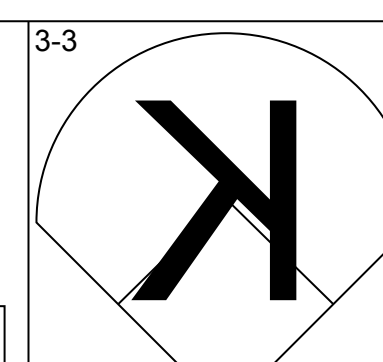
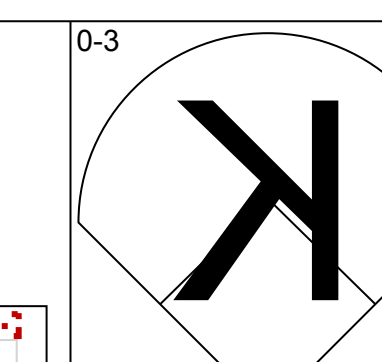
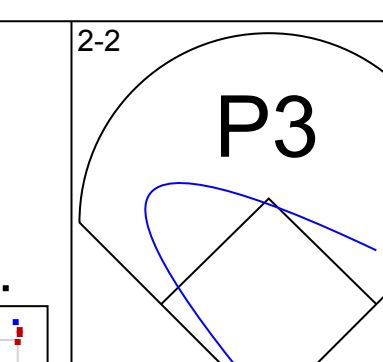
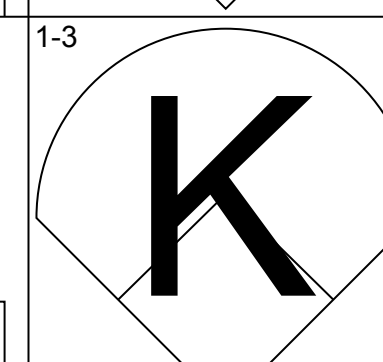
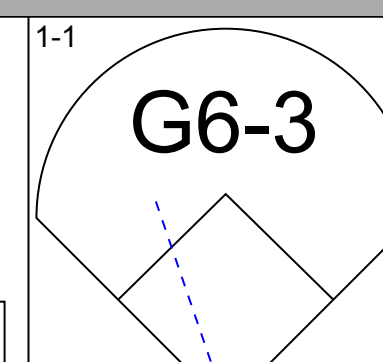
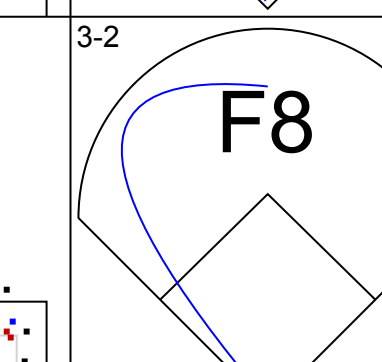
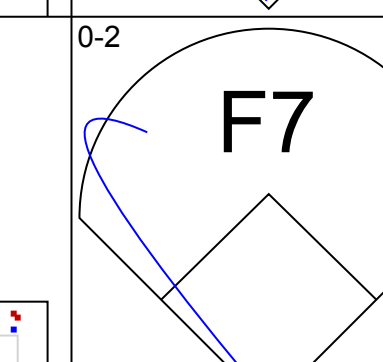
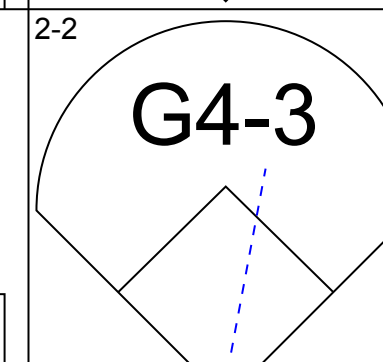
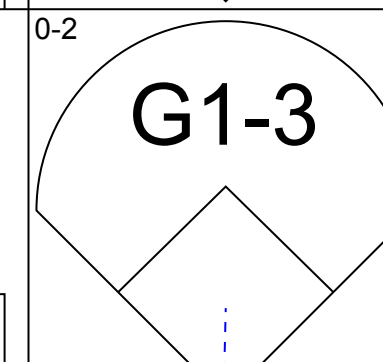
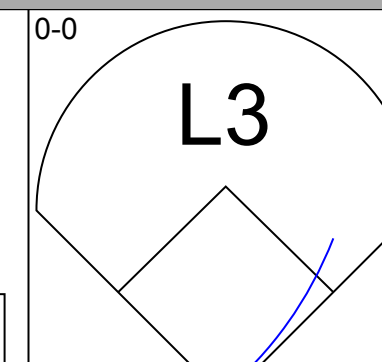
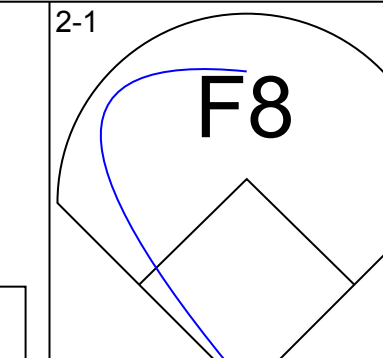
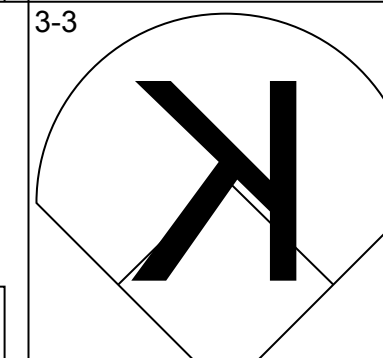
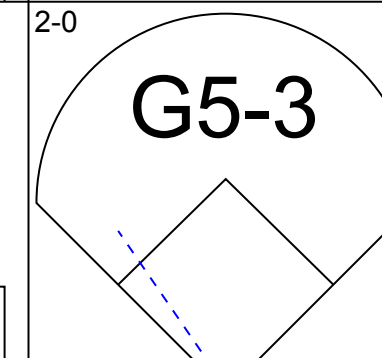
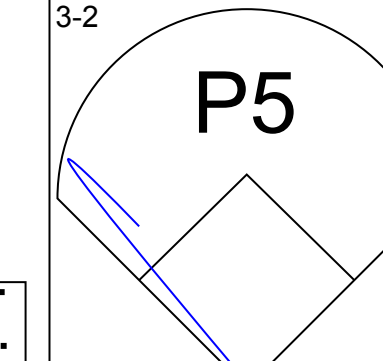
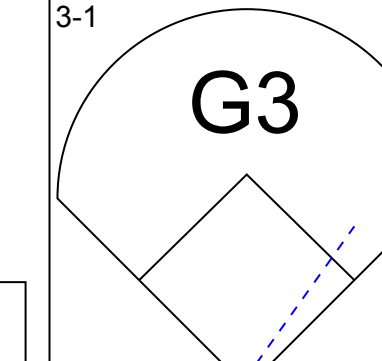
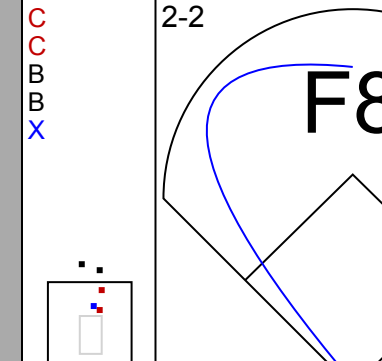
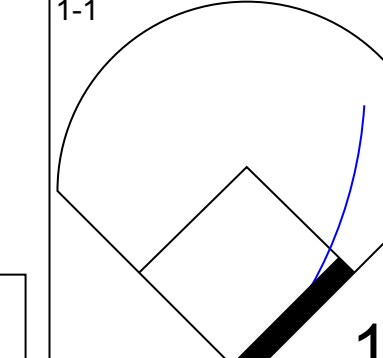
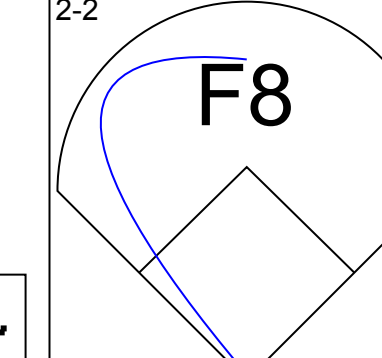
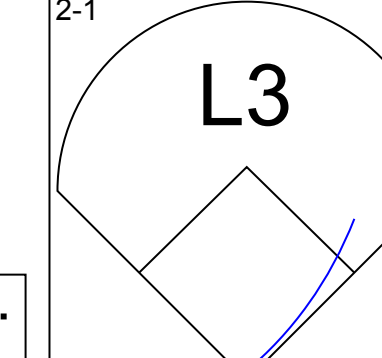
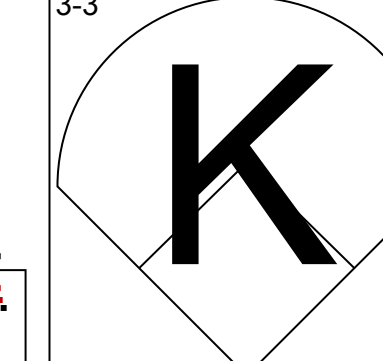
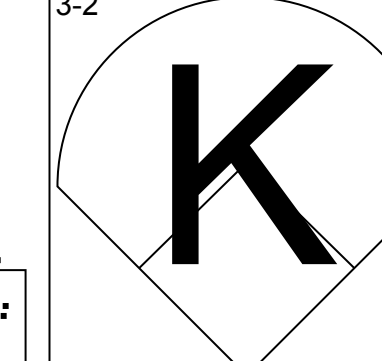
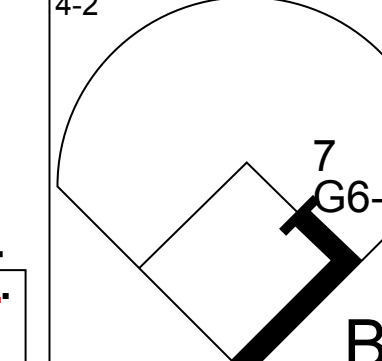
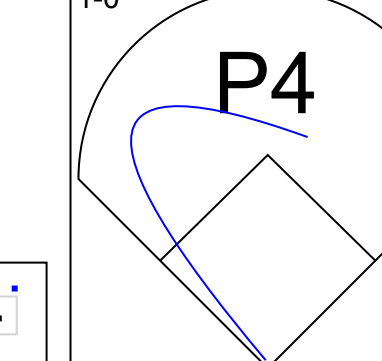
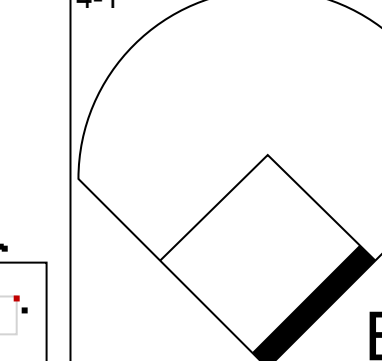
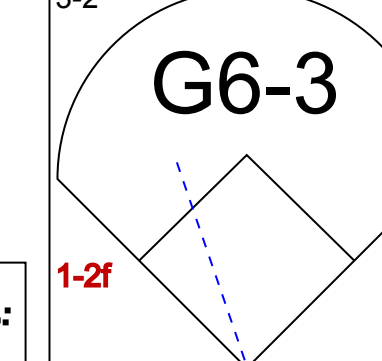
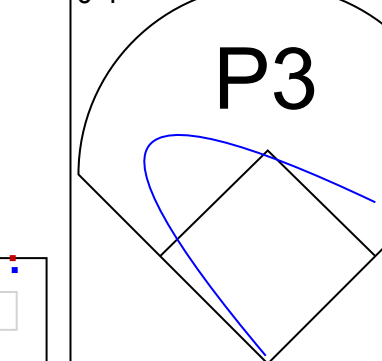
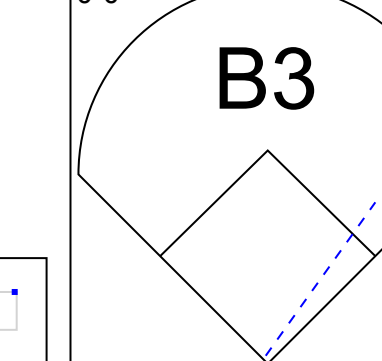
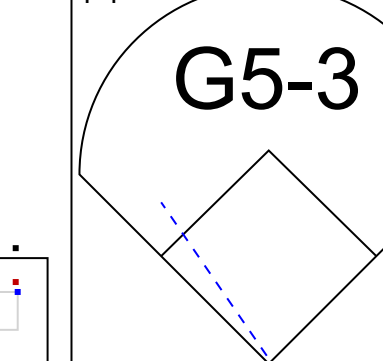


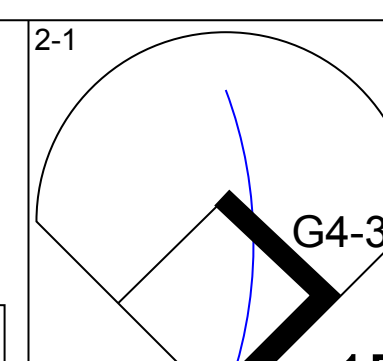
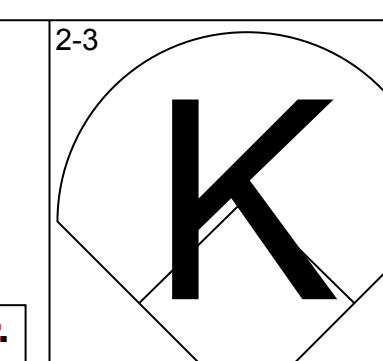
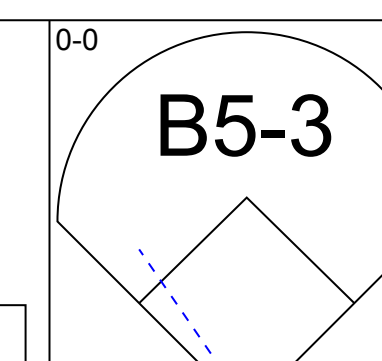
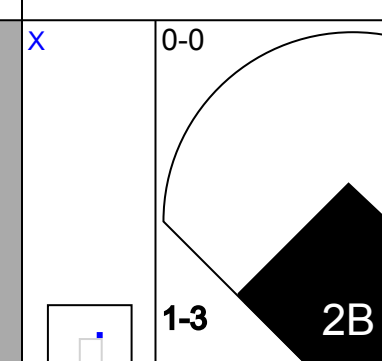
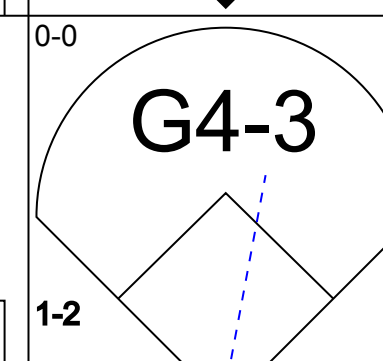
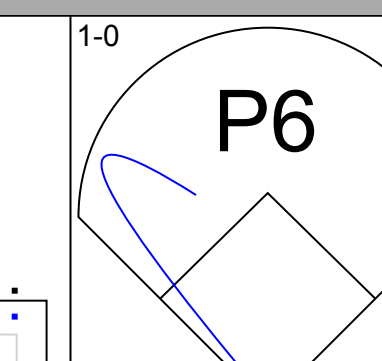
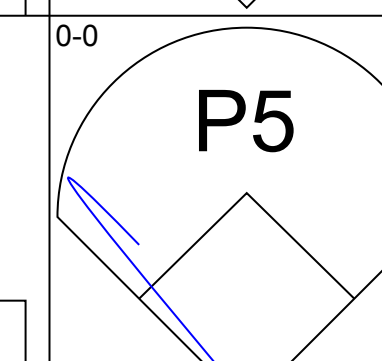
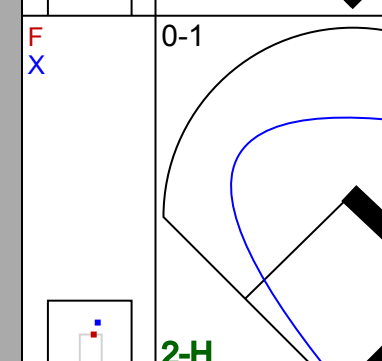
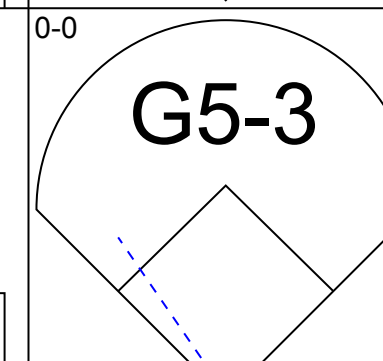
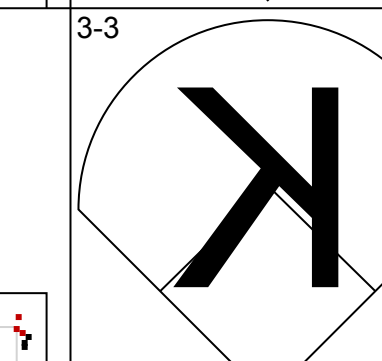
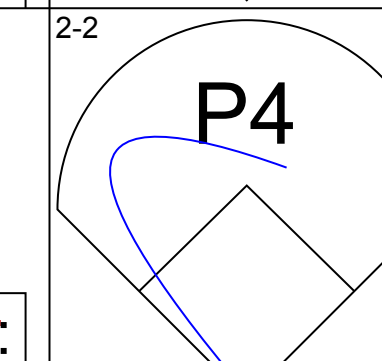
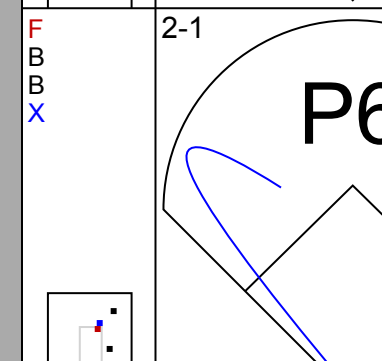
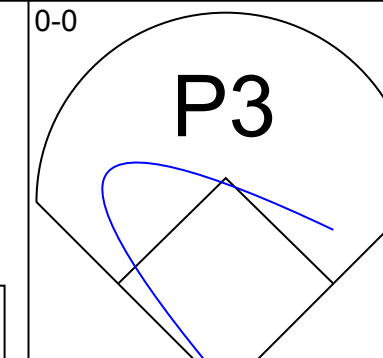
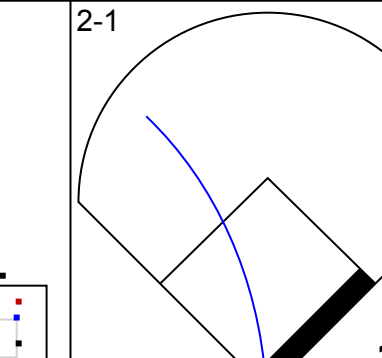
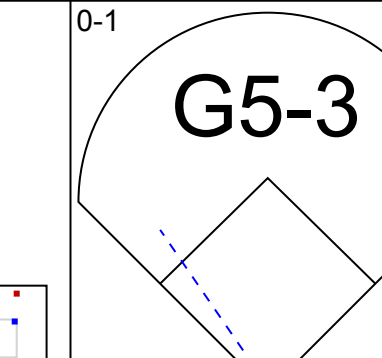
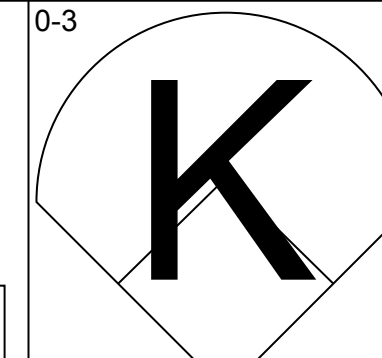
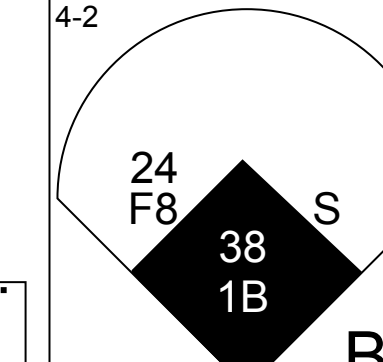
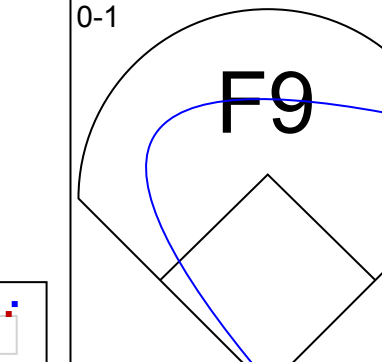
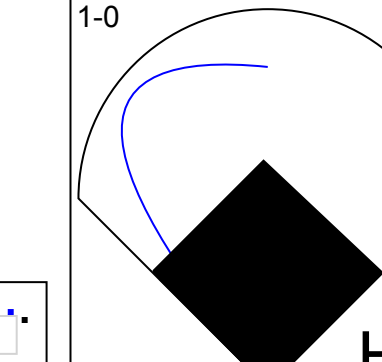
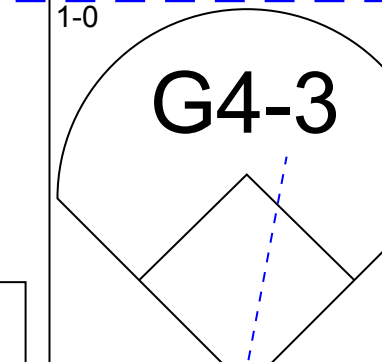
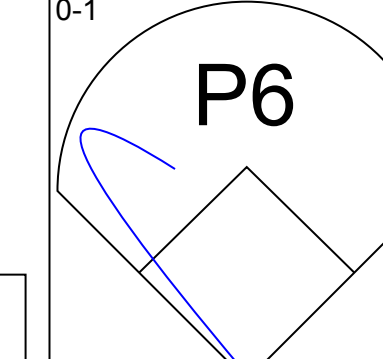
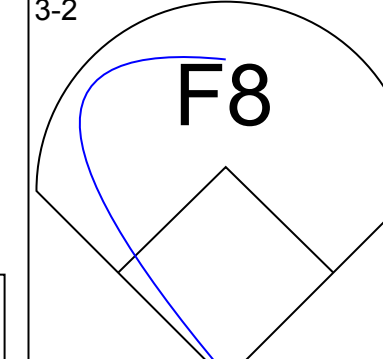
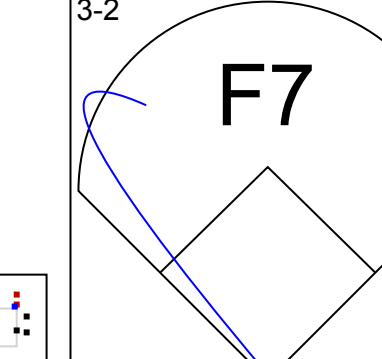
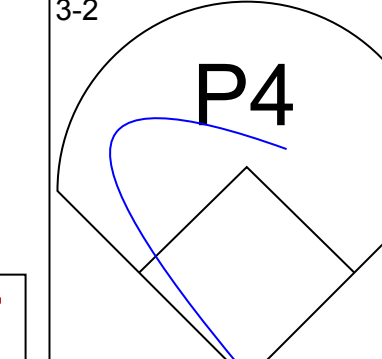
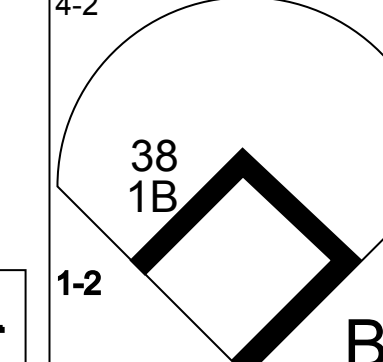
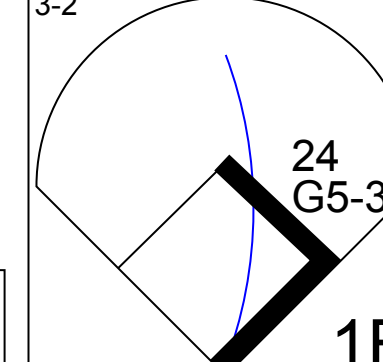
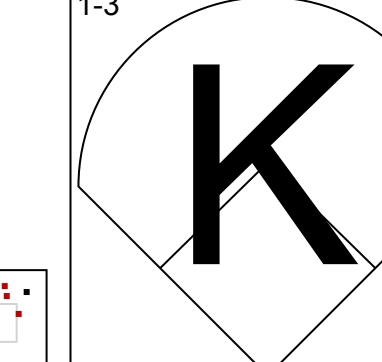
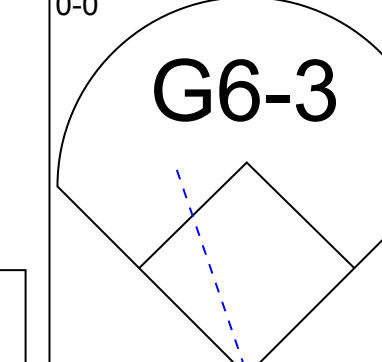
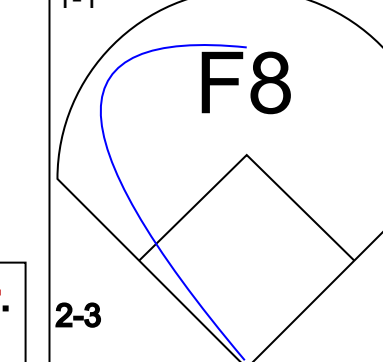
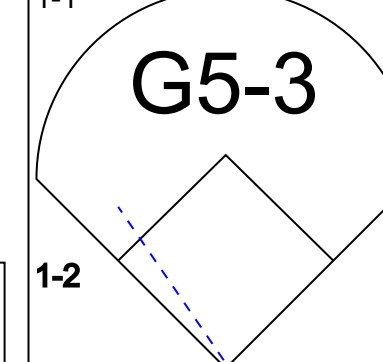
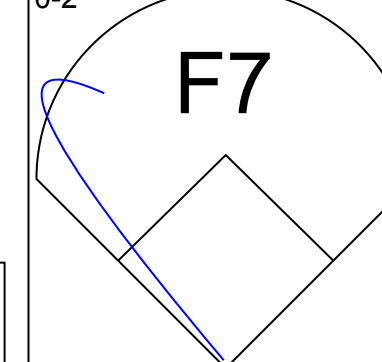
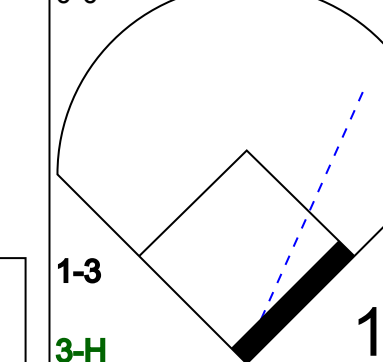
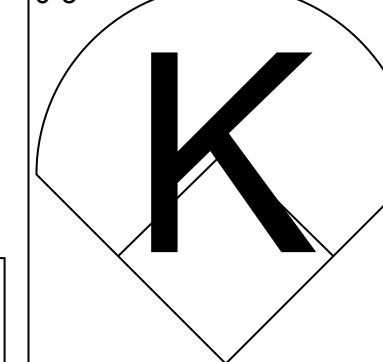
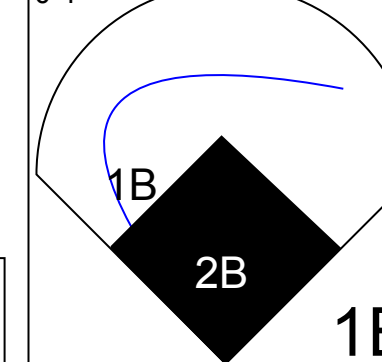
Batter	1	2	3	4	5	6	7	8	9	AB	R	H	RBI	BB	SO	LOB	BOTTOM
Craig Counsell, L (1,4) OBP: 0.571, SLG: 0.400	0-1 F9		1-3 K		0-0 G4-3		4-0 WP BB		4-0 G6-3 BB	3	0	0	0	2	1	1	
Royce Clayton, R (1,6) OBP: 0.231, SLG: 0.167	1-3 K		1-2 G3 1B		4-0 1B 2B BB		3-1 G6-3		0-0 G6-3	4	2	1	0	1	1	4	
Luis Gonzalez, L (1,7) OBP: 0.538, SLG: 1.000	4-0 3B BB		0-1 G3 1B		0-2 2B 1B		1-3 K2-3		3-3 K	4	3	2	0	1	2	2	
Troy Glaus, R (1,5) OBP: 0.462, SLG: 1.000	0-0 1-H 3B		1-3 K		2-1 1B 2B		4-0 S BB		2-1 HR	4	2	3	3	1	1	2	
Shawn Green, L (1,9) OBP: 0.429, SLG: 0.273	4-1 FC4-6 BB		0-1 G3		1-1 2B 1B		2-2 F8		3-1 G4-3	4	1	1	2	1	0	3	
Jose Cruz Jr., S (1,8) OBP: 0.385, SLG: 0.636	1-1 FC4-6		1-1 1B		1-0 1B 2B		1-2 G5-3		0-0 P5	5	0	2	3	0	0	3	
Chad Tracy, L (1,3) OBP: 0.500, SLG: 0.545 Mike Koptove, R (7,1) Randy Choate, L (9,1) Brandon Lyon, R (9,1)		2-2 1B		0-0 G4-3		0-0 P5				4	0	2	0	0	0	2	
19 Chris Snyder, R (1,2) OBP: 0.143, SLG: 0.143		3-3 K		2-3 K		0-1 WP 17 SH3-4 1B		3-3 K		4	0	1	0	0	3	3	
17 Brandon Webb, R (1,1) 36 Brian Bruney, R (6,1) Tony Clark, S (7,3)		0-3 K		1-3 K		1-0 SH3-4		2-2 BB		2	0	0	0	0	2	1	
Inning Stats	R: 1 E: 0 K: 1 S: 9	H: 1 LOB: 2 BB: 2 P: 19	R: 0 E: 0 K: 3 S: 14	H: 1 LOB: 0 BB: 0 P: 20	R: 2 E: 0 K: 2 S: 19	H: 4 LOB: 2 BB: 0 P: 24	R: 4 E: 0 K: 1 S: 14	H: 4 LOB: 1 BB: 1 P: 23	R: 0 E: 0 K: 0 S: 8	H: 0 LOB: 1 BB: 1 P: 15	R: 0 E: 0 K: 1 S: 7	H: 1 LOB: 1 BB: 1 P: 16	R: 1 E: 0 K: 1 S: 8	H: 1 LOB: 0 BB: 0 P: 16	1B: 9 2B: 2 3B: 1 HR: 1	SF: 0 SAC: 1 DP: 1 HBP: 0	WP: 1 PA: 42 PB: 0 SB: 1 CS: 0
PITCHER	IP WLS BF H R ER SO BB IBB HBP BLK WP HR S P ERA WHIP	IP WLS BF H R ER SO BB IBB HBP BLK WP HR S P ERA WHIP	IP WLS BF H R ER SO BB IBB HBP BLK WP HR S P ERA WHIP	IP WLS BF H R ER SO BB IBB HBP BLK WP HR S P ERA WHIP	IP WLS BF H R ER SO BB IBB HBP BLK WP HR S P ERA WHIP	IP WLS BF H R ER SO BB IBB HBP BLK WP HR S P ERA WHIP	IP WLS BF H R ER SO BB IBB HBP BLK WP HR S P ERA WHIP	IP WLS BF H R ER SO BB IBB HBP BLK WP HR S P ERA WHIP	IP WLS BF H R ER SO BB IBB HBP BLK WP HR S P ERA WHIP	IP WLS BF H R ER SO BB IBB HBP BLK WP HR S P ERA WHIP	IP WLS BF H R ER SO BB IBB HBP BLK WP HR S P ERA WHIP	IP WLS BF H R ER SO BB IBB HBP BLK WP HR S P ERA WHIP	IP WLS BF H R ER SO BB IBB HBP BLK WP HR S P ERA WHIP	IP WLS BF H R ER SO BB IBB HBP BLK WP HR S P ERA WHIP	IP WLS BF H R ER SO BB IBB HBP BLK WP HR S P ERA WHIP	IP WLS BF H R ER SO BB IBB HBP BLK WP HR S P ERA WHIP	IP WLS BF H R ER SO BB IBB HBP BLK WP HR S P ERA WHIP

Chicago Cubs @ Arizona Diamondbacks
Bank One Ballpark, Phoenix, AZ
Wed Apr 06 2005, 10:10 PM EDT
Att: 26,789 - Clear - 83 F

AB 35
R 8
H 13
RBI 8
BB 6
SO 10
LOB 21



Batter	1	2	3	4	5	6	7	8	9	AB	R	H	RBI	BB	SO	LOB	TOP					
Brady Clark, R (1, 8) OBP: 0.428, SLG: 0.143										4	0	0	0	0	2	1	Milwaukee Brewers @ Chicago Cubs Wrigley Field, Chicago, IL Sat Apr 09 2005, 1:20 PM CDT Att: 38,743 - Sunny - 48 F					
Junior Salvey, R (1, 4) OBP: 0.381, SLG: 0.600										4	0	0	0	0	1	1						
Lyle Overbay, L (1, 3) OBP: 0.450, SLG: 0.333										3	0	0	0	0	0	0						
Carlos Lee, R (1, 7) OBP: 0.350, SLG: 0.611										3	0	0	0	0	1	0						
Geoff Jenkins, L (1, 9) OBP: 0.211, SLG: 0.222										3	0	0	0	0	0	0						
Russell Branyan, L (1, 5) OBP: 0.482, SLG: 0.545										3	0	1	0	0	0	0						
Chad Moeller, R (1, 2) OBP: 0.286, SLG: 0.167										2	0	0	0	1	2	1						
7 J.J. Hardy, R (1, 6) OBP: 0.389, SLG: 0.286										2	0	0	0	1	0	1						
15 Ben Sheets, R (1, 1) Derrick Turnbow, R (8, 1) Jeff Cirillo, R (9, PH) OBP: 0.500, SLG: 1.200										2	0	0	0	0	0	1						
Inning Stats	R: 0 E: 0 K: 2 S: 9	H: 0 LOB: 0 BB: 0 P: 15	R: 0 E: 0 K: 1 S: 11	H: 1 LOB: 1 BB: 0 P: 20	R: 0 E: 0 K: 1 S: 9	H: 0 LOB: 0 BB: 0 P: 10	R: 0 E: 0 K: 1 S: 9	H: 0 LOB: 0 BB: 0 P: 13	R: 0 E: 0 K: 1 S: 9	H: 0 LOB: 1 BB: 1 P: 17	R: 0 E: 0 K: 0 S: 8	H: 0 LOB: 1 BB: 1 P: 16	R: 0 E: 0 K: 0 S: 5	H: 0 LOB: 0 BB: 0 P: 9	R: 0 E: 0 K: 0 S: 8	H: 0 LOB: 0 BB: 1 P: 17		R: 0 E: 0 K: 0 S: 9	H: 0 LOB: 0 BB: 0 P: 12	1B: 1 2B: 0 3B: 0 HR: 0	SF: 0 SAC: 0 DP: 1 HBP: 0	WP: 0 PB: 0 CS: 0
PITCHER	IP	WLS	BF	H	R	ER	SO	BB	IBB	HBP	BLK	WP	HR	S	P	ERA	WHIP					
38 Carlos Zambrano, R (1, 1) ERA: 2.25	7.1	W	25	1	0	0	6	2	0	0	0	0	0	65	111	0.00	0.409					
Chad Fox, R (8, 1) ERA:	0.2		1	0	0	0	0	0	0	0	0	0	0	3	6	0.00	0.000					
LaTroy Hawkins, R (9, 1) ERA: 6.0	1.0		3	0	0	0	0	0	0	0	0	0	0	9	12	0.00	0.000					

Batter	1	2	3	4	5	6	7	8	9	AB	R	H	RBI	BB	SO	LOB	BOTTOM					
Corey Patterson, L (1, 8) OBP: 0.360, SLG: 0.333										4	1	2	0	0	1	2	Milwaukee Brewers @ Chicago Cubs Wrigley Field, Chicago, IL Sat Apr 09 2005, 1:20 PM CDT Att: 38,743 - Sunny - 48 F					
Todd Walker, L (1, 4) OBP: 0.500, SLG: 0.588										4	0	1	2	0	0	1						
Nomar Garciaparra, R (1, 6) OBP: 0.174, SLG: 0.174										4	0	0	0	0	1	2						
16 Aramis Ramirez, R (1, 5) OBP: 0.417, SLG: 0.474										4	0	1	0	0	1	2						
Jeromy Burnitz, L (1, 9) OBP: 0.348, SLG: 0.545										3	2	1	1	1	0	1						
25 Derek Lee, R (1, 3) OBP: 0.417, SLG: 0.550										4	0	0	0	0	0	1						
Todd Hollandsworth, L (1, 7) OBP: 0.369, SLG: 0.529										3	0	1	0	1	1	0						
24 Henry Blanco, R (1, 2) OBP: 0.369, SLG: 0.529										3	0	0	0	0	0	3						
38 Carlos Zambrano, S (1, 1) OBP: 0.500, SLG: 0.667 Chad Fox, R (8, 1) LaTroy Hawkins, R (9, 1)										3	1	2	1	0	1	1						
Inning Stats	R: 0 E: 0 K: 0 S: 5	H: 1 LOB: 1 BB: 0 P: 7	R: 0 E: 0 K: 1 S: 14	H: 1 LOB: 2 BB: 2 P: 25	R: 0 E: 0 K: 1 S: 8	H: 1 LOB: 1 BB: 0 P: 14	R: 0 E: 0 K: 1 S: 15	H: 1 LOB: 0 BB: 0 P: 22	R: 0 E: 0 K: 0 S: 6	H: 0 LOB: 0 BB: 0 P: 8	R: 1 E: 0 K: 1 S: 9	H: 1 LOB: 0 BB: 0 P: 14	R: 2 E: 0 K: 1 S: 13	H: 3 LOB: 1 BB: 0 P: 15	R: 0 E: 0 K: 0 S: 6	H: 0 LOB: 0 BB: 0 P: 10		1B: 6 2B: 1 3B: 0 HR: 1	SF: 0 SAC: 0 DP: 0 HBP: 0	WP: 0 PB: 0 CS: 0	PA: 34	
PITCHER	IP	WLS	BF	H	R	ER	SO	BB	IBB	HBP	BLK	WP	HR	S	P	ERA	WHIP					
15 Ben Sheets, R (1, 1) ERA: 3.86	7.0	L	31	8	4	4	5	2	0	0	0	0	0	70	105	5.14	1.429					
Derrick Turnbow, R (8, 1) ERA:	1.0		3	0	0	0	0	0	0	0	0	0	0	6	10	0.00	0.000					

AB	27
R	0
H	1
RBI	0
BB	2
SO	6
LOB	5



AB	32
R	4
H	8
RBI	4
BB	2
SO	5
LOB	13



Batter	1	2	3	4	5	6	7	8	9	10	11	12	AB	R	H	RBI	BB	SO	LOB	TOP		
Brady Clark, R OBP: 0.407, SLG: 0.200	L1		F9		FC3-6 1B SF8				G6-3		P3		6	1	2	0	0	0	2			
Junior Spivey, R OBP: 0.407, SLG: 0.692	HR				FC3-6 1B				P6		E1 FC6-4 1B		6	1	3	1	0	1	3			
Lyle Overbay, L OBP: 0.423, SLG: 0.524	G4-3				FC3-6 FC4-6				G3		P5		6	1	2	1	0	0	4			
Carlos Lee, R OBP: 0.346, SLG: 0.545			HR		F8								6	1	2	1	0	0	4			
Geoff Jenkins, L OBP: 0.240, SLG: 0.217					FC4-6								4	0	1	1	1	2	0			
Damian Miller, R OBP: 0.869, SLG: 0.692					FC4-6 BB								5	1	1	0	1	1	5			
Russell Branyan, L OBP: 0.421, SLG: 0.471					G5-4-3 1B								6	1	3	1	0	1	5			
2 Bill Hall, R OBP: 0.333, SLG: 0.200					G6-3 1B								6	0	2	0	0	2	5			
Victor Santos, R Wally Hultzen, R Tommy Phelps, L Riley Sottalico, R Matt Wise, R Jorge De La Rosa, L Glendon Rusch, L					G6-3 1B								4	0	1	0	1	1	3			
Inning Stats	R: 1 E: 0 K: 1 S: 9	H: 1 LOB: 0 BB: 11	R: 1 E: 1 K: 0 S: 14	H: 2 LOB: 1 BB: 0 P: 17	R: 1 E: 0 K: 0 S: 8	H: 2 LOB: 0 BB: 0 P: 14	R: 0 E: 0 K: 0 S: 13	H: 2 LOB: 2 BB: 1 P: 21	R: 1 E: 0 K: 0 S: 12	H: 2 LOB: 0 BB: 0 P: 18	R: 0 E: 0 K: 0 S: 8	H: 1 LOB: 0 BB: 0 P: 9	R: 0 E: 1 K: 1 S: 13	H: 1 LOB: 2 BB: 0 P: 18	R: 0 E: 0 K: 2 S: 14	H: 1 LOB: 2 BB: 1 P: 25	R: 0 E: 0 K: 1 S: 13	H: 1 LOB: 2 BB: 1 P: 23	1B: 12 2B: 1 3B: 0 HR: 3	SF: 1 SAC: 0 DP: 3 HBP: 0	WP: 0 PB: 0 SB: 0 CS: 2	PA: 52
PITCHER	IP	WLS	BF	H	R	ER	SO	BB	IBB	HBP	BLK	WP	HR	S	P	ERA	WHIP					
Greg Maddux, R ERA: 7.2	(1.1)	5.0	23	9	4	3	1	0	0	0	0	0	1	12	18	9.00	2.000					
Todd Wellemeyer, R ERA: 7.71	(6.1)	1.0	4	2	1	1	0	0	0	0	0	0	0	11	16	0.00	0.750					
43 Michael Wuerzt, R ERA:	(7.1)	1.1	4	1	0	0	1	0	0	0	0	0	0	15	21	0.00	0.600					
Mike Remlinger, L ERA:	(8.1)	1.2	6	1	0	0	2	0	0	0	0	0	0	40	66	0.00	1.333					
Glendon Rusch, L ERA: 3.0	(10.1)	3.0	W	15	3	0	0	4	1	1	0	0	0	0	0	0.00	1.333					

Milwaukee Brewers @ Chicago Cubs
Wrigley Field, Chicago, IL

Sun Apr 10 2005, 1:20 PM CDT
Att. 39,076 - Sunny - 52 F

AB 48
R 5
H 16
RBI 4
BB 3
SO 8
LOB 31



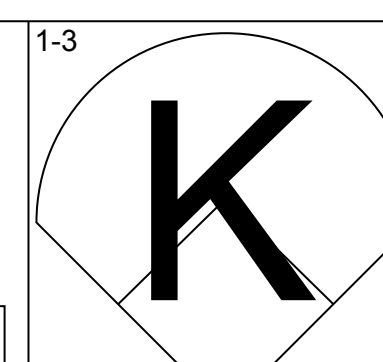
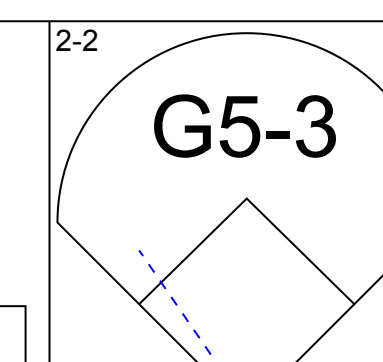
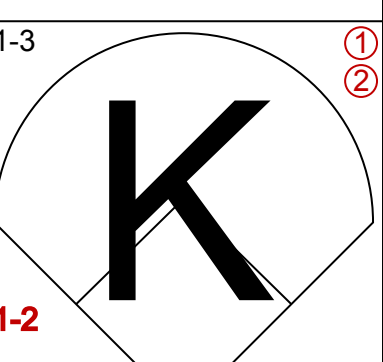
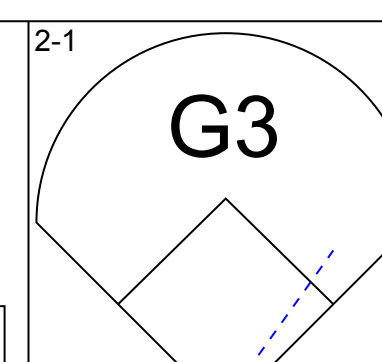
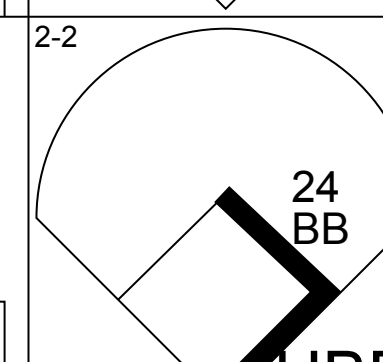
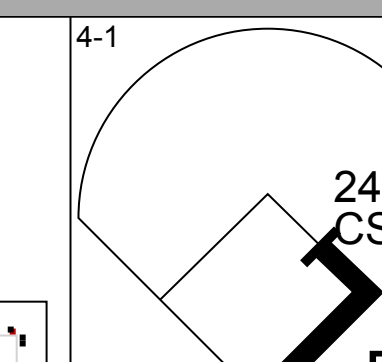
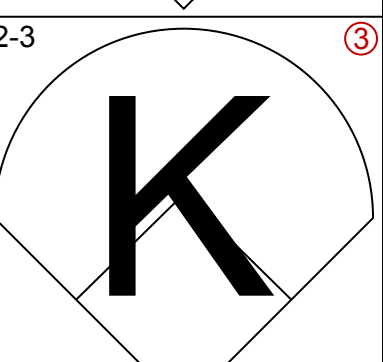
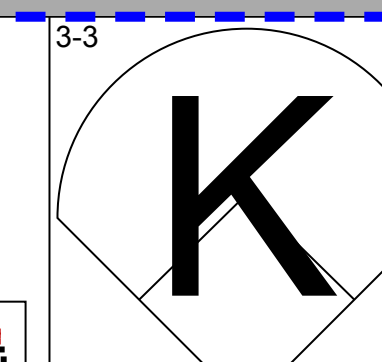
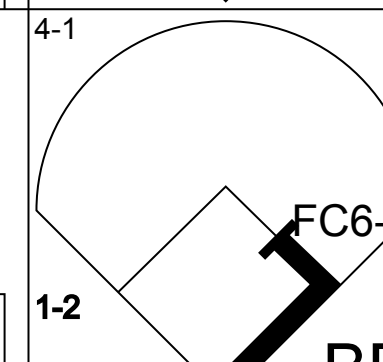
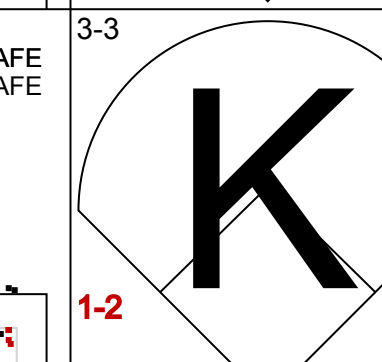
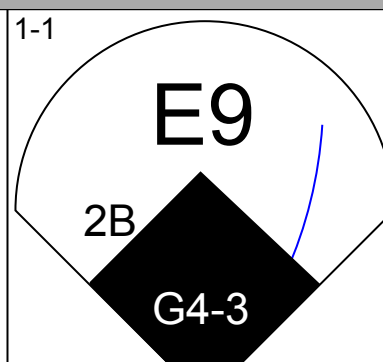
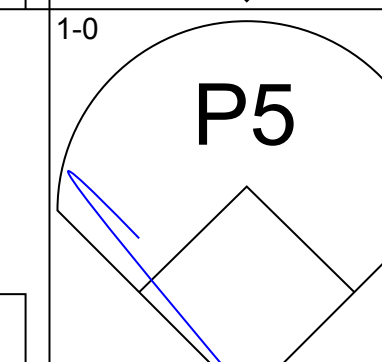
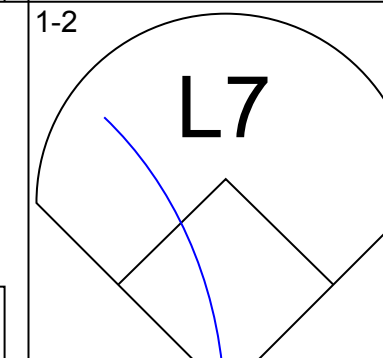
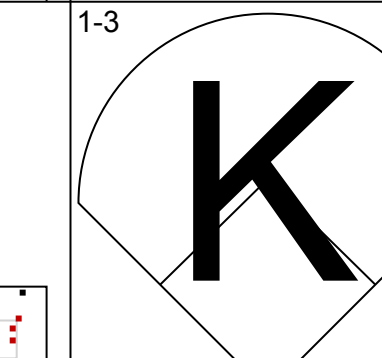
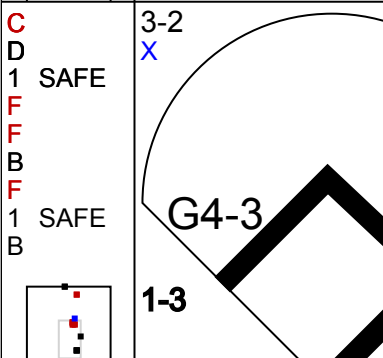
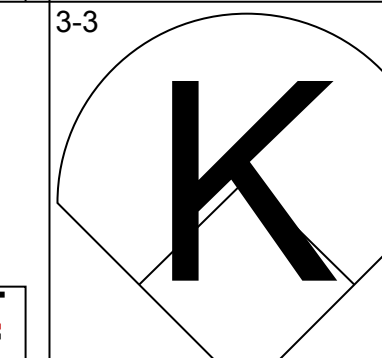
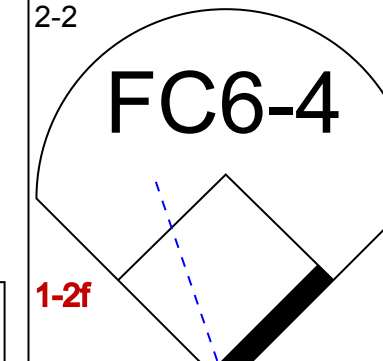
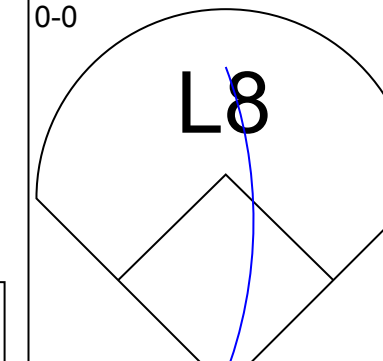
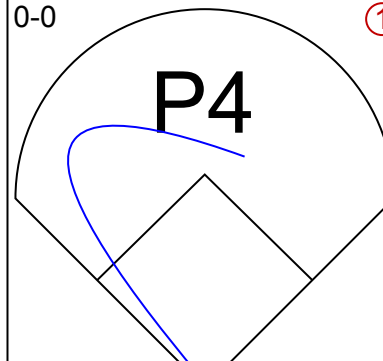
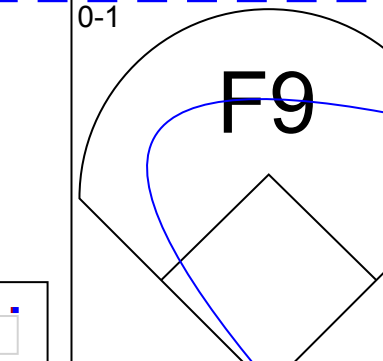
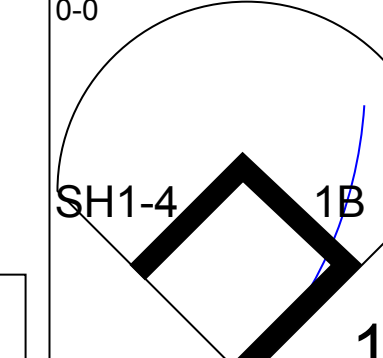
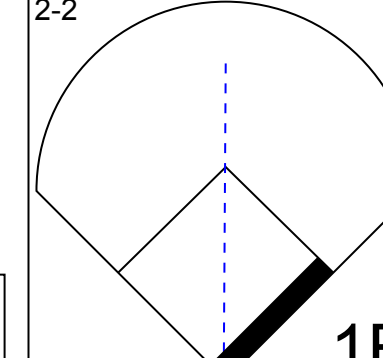
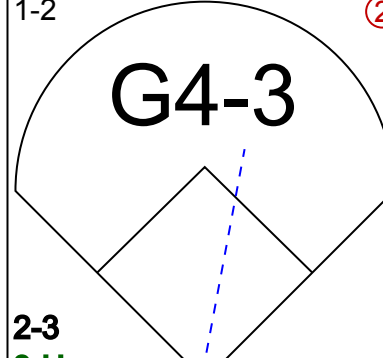
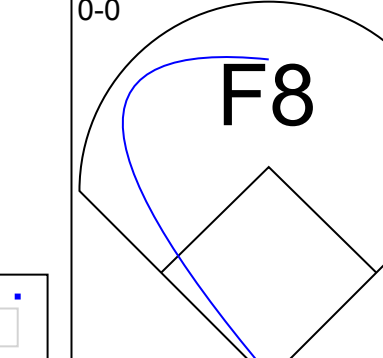
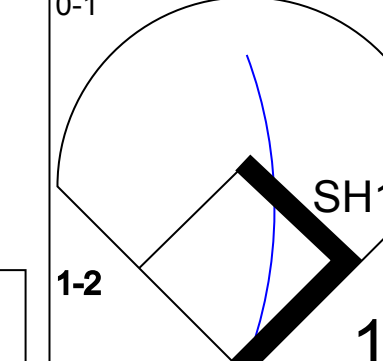
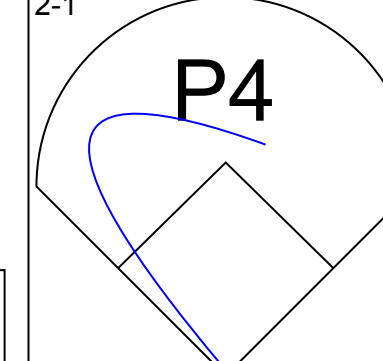
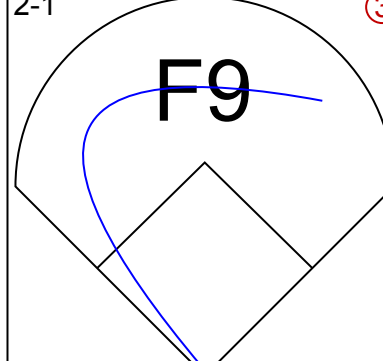
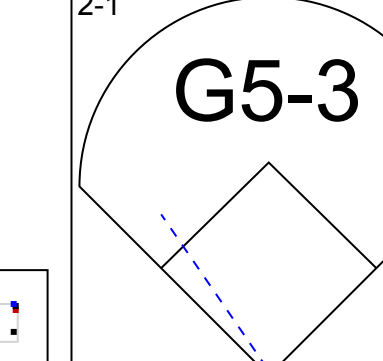
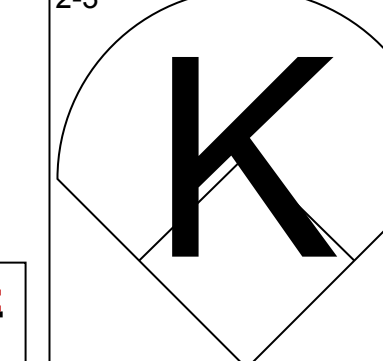
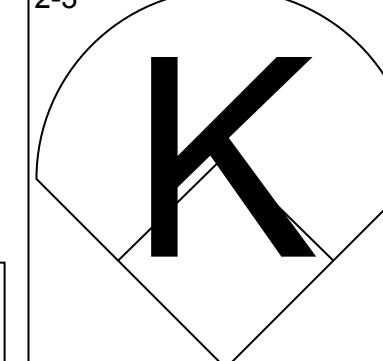
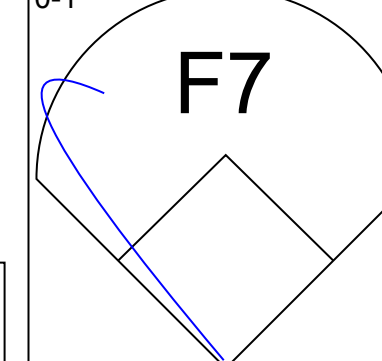
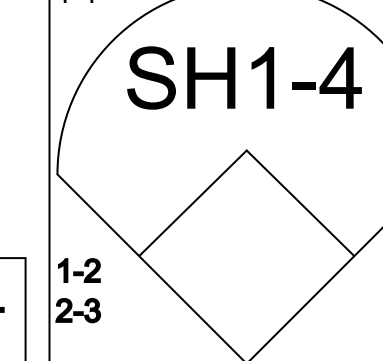
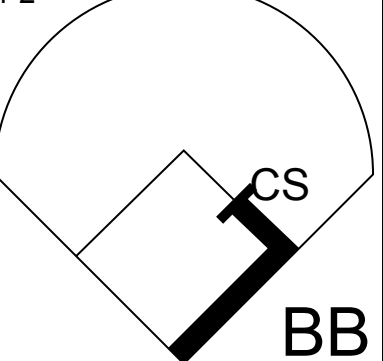
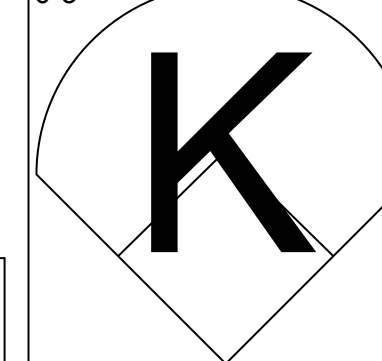
Batter	1	2	3	4	5	6	7	8	9	10	11	12	AB	R	H	RBI	BB	SO	LOB	BOTTOM		
Corey Patterson, L OBP: 0.387, SLG: 0.345	G1-3		K		16 PB HBP BB				K		G5-3 1B		5	0	2	1	1	2	0			
Todd Walker, L OBP: 0.436, SLG: 0.476			G3		F8				G4-3		G5-3		4	1	0	0	1	0	3			
Jose Macias, S OBP: 0.269, SLG: 0.400	16 2B BB				F8				G4-3		G5-3		1	0	0	0	0	0	1			
Nomar Garciaparra, R OBP: 0.172, SLG: 0.143	G6-3				K				G6-3		G1		5	0	0	0	0	2	2			
16 Aramis Ramirez, R OBP: 0.433, SLG: 0.690					16 PB HBP				G6-3		G1		6	1	3	1	0	0	2			
Jeromy Burnitz, L OBP: 0.378, SLG: 0.643	P5				G4-3				G6-3		G1		6	1	3	1	0	0	2			
25 Derek Lee, R OBP: 0.487, SLG: 0.522					1B 2B				G6-3		G1		6	1	3	1	0	0	2			
Todd Hollandsworth, L OBP: 0.440, SLG: 0.524					1B 2B				G6-3		G1		6	1	3	1	0	0	2			
Michael Barrett, R OBP: 0.261, SLG: 0.455					1B 2B				G6-3		G1		6	1	3	1	0	0	2			
Greg Maddux, R Jerry Hairston, R Todd Wellemeyer, R Neil Perez, S 43 Michael Wuerzt, R Mike Remlinger, L Jason Duda, R Jorge De La Rosa, L Glendon Rusch, L					1B 2B				G6-3		G1		6	1	3	1	0	0	2			
Inning Stats	R: 1 E: 0 K: 0 S: 15	H: 1 LOB: 1 BB: 1 P: 23	R: 0 E: 0 K: 0 S: 8	H: 0 LOB: 0 BB: 1 P: 13	R: 0 E: 0 K: 1 S: 16	H: 0 LOB: 0 BB: 0 P: 14	R: 1 E: 0 K: 2 S: 16	H: 2 LOB: 2 BB: 1 P: 25	R: 0 E: 0 K: 0 S: 8	H: 0 LOB: 0 BB: 1 P: 18	R: 0 E: 0 K: 0 S: 9	H: 0 LOB: 0 BB: 0 P: 14	R: 0 E: 0 K: 2 S: 16	H: 1 LOB: 3 BB: 2 P: 30	R: 0 E: 0 K: 0 S: 12	H: 1 LOB: 1 BB: 1 P: 18	R: 1 E: 0 K: 0 S: 9	H: 2 LOB: 2 BB: 1 P: 18	1B: 6 2B: 4 3B: 1 HR: 0	SF: 0 SAC: 0 DP: 2 HBP: 2	WP: 0 PB: 1 SB: 0 CS: 0	PA: 52
PITCHER	IP	WLS	BF	H	R	ER	SO	BB	IBB	HBP	BLK	WP	HR	S	P	ERA	WHIP					
Derrick Turnbow, R ERA: 3.86	(11.1)	1.1	L	8	3	1	1	0	0	1	0	0	0	21	36	6.75	2.250					
Victor Santos, R ERA: 3.0	(1.1)	5.0	23	3	2	2	3	4	0	1	0	0	0	12	18	9.00	2.000					
Tommy Phelps, L ERA: 13.5	(6.1)	0.0	3	3	3	3	0	0	0	0	0	0	0	5	11	=	=					
Riley Sottalico, R ERA:	(6.1)	2.0	B	7	1	0	0	0	0	0	1	0	0	20	32	0.00	0.500					
Matt Wise, R ERA:	(8.1)	1.0	3	0	0	0	1	0	0	0	0	0	0	9	14	0.00	0.000					
Jorge De La Rosa, L ERA:	(9.1)	2.0	9	1	0	0	5	1	1	0	0	0	0	25	46	0.00	1.000					

Milwaukee Brewers @ Chicago Cubs
Wrigley Field, Chicago, IL

Sun Apr 10 2005, 1:20 PM CDT
Att. 39,076 - Sunny - 52 F

AB 43
R 6
H 11
RBI 6
BB 7
SO 9
LOB 20

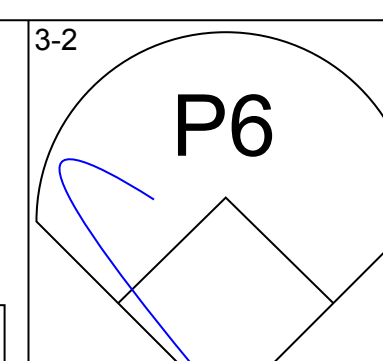
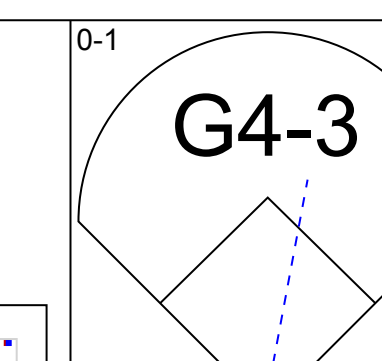
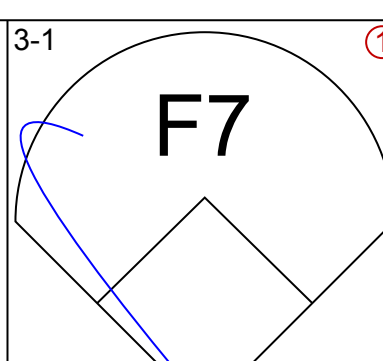
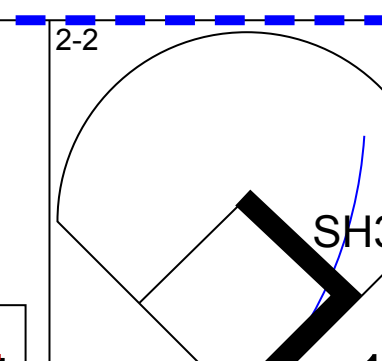
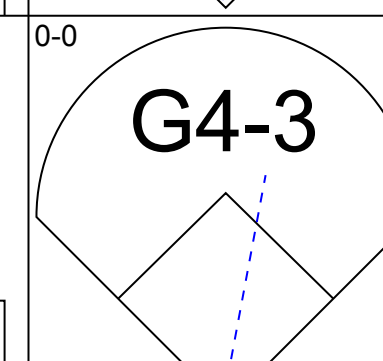
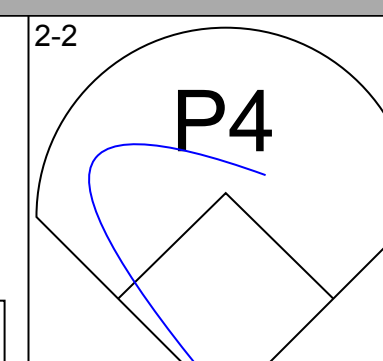
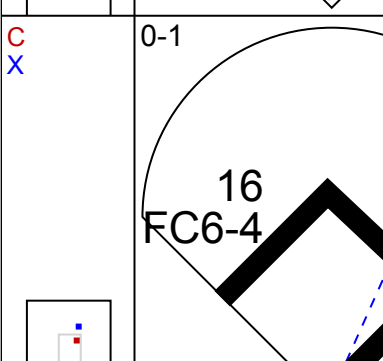
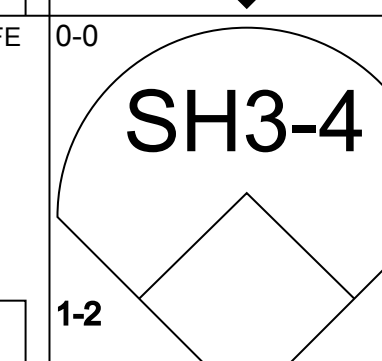
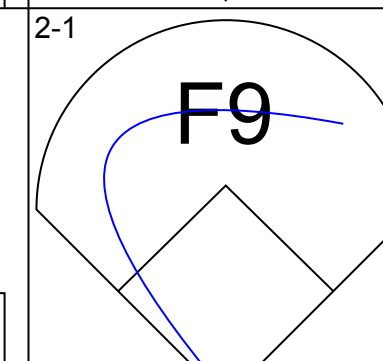
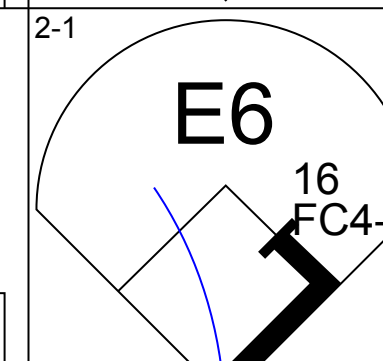
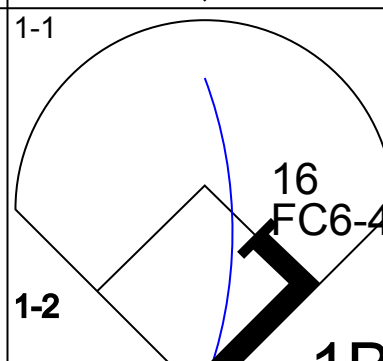
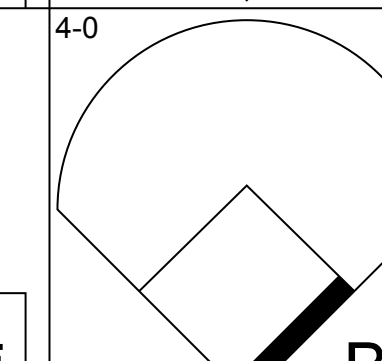
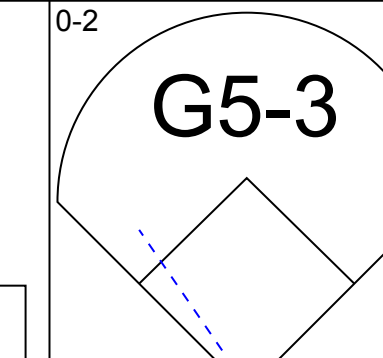
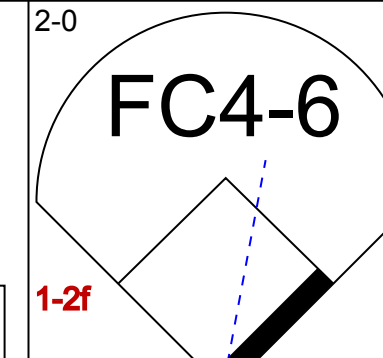
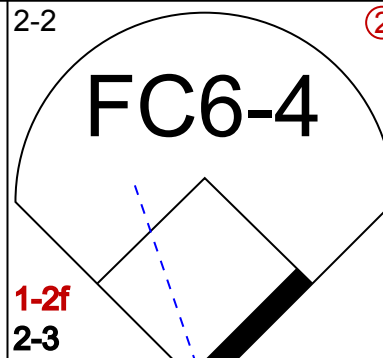
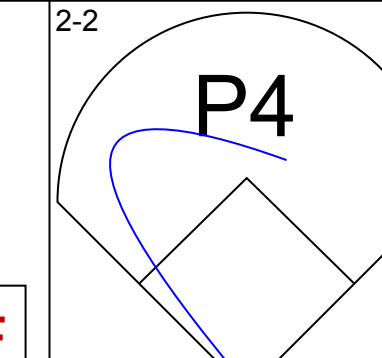
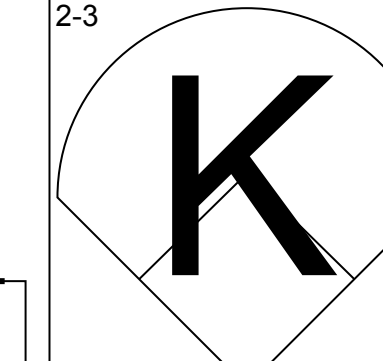
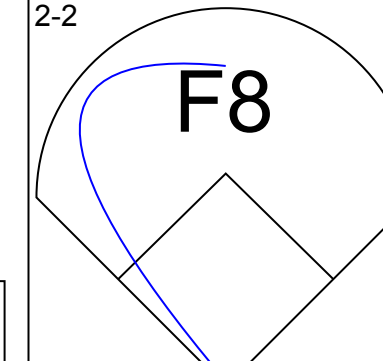
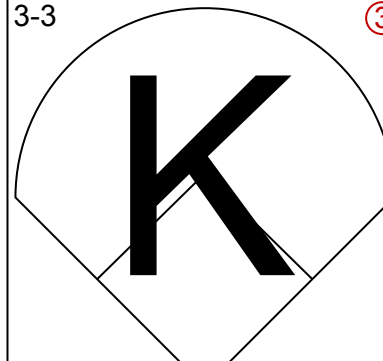
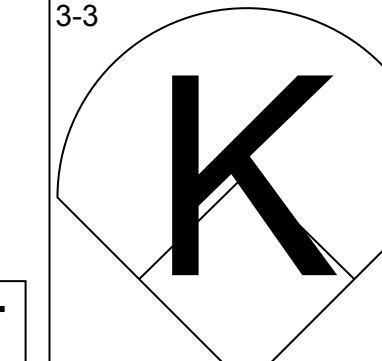
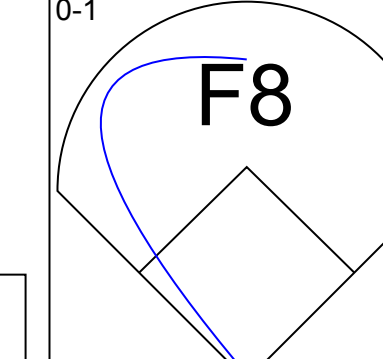
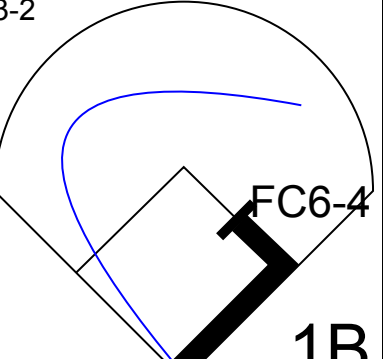
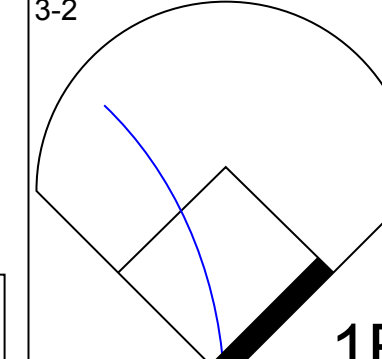
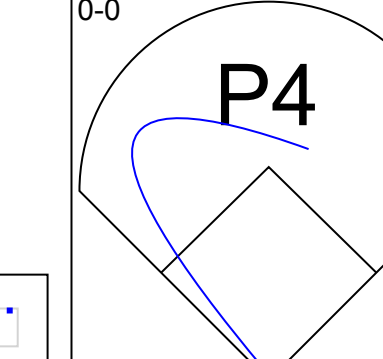
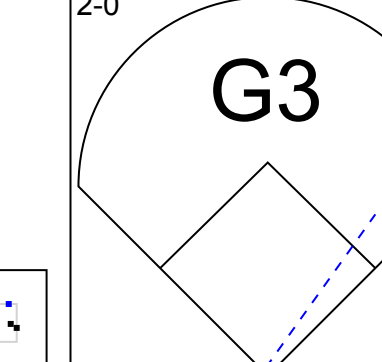
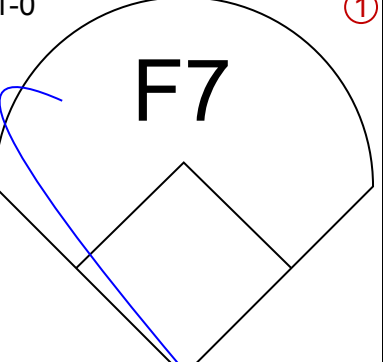
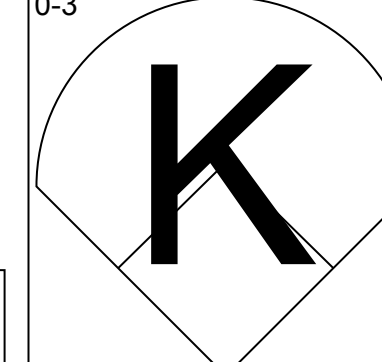
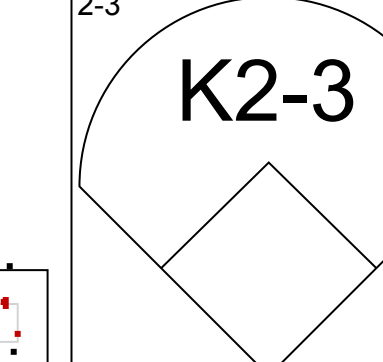
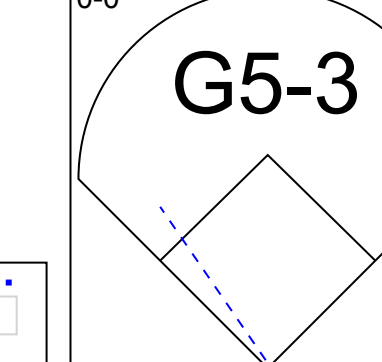
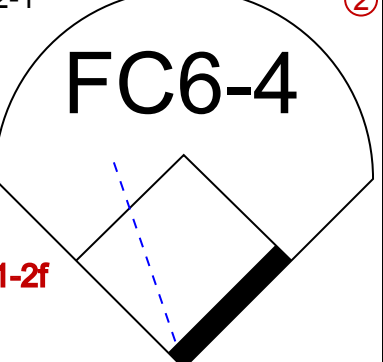
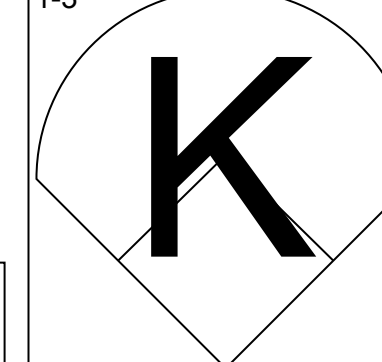
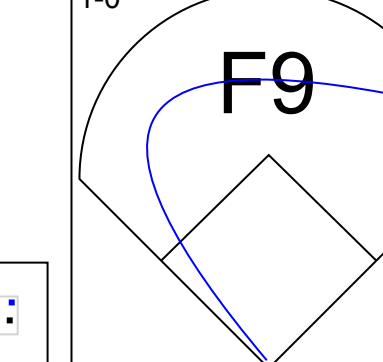
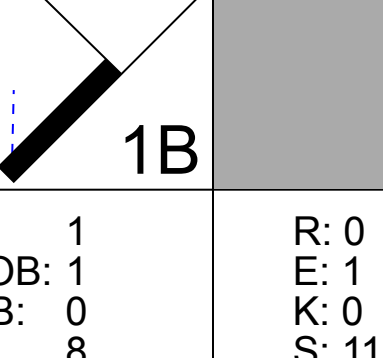
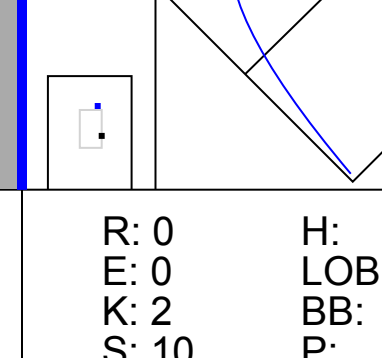


Batter	1	2	3	4	5	6	7	8	9	AB	R	H	RBI	BB	SO	LOB	TOP		
Sean Burroughs, L (1,5) OBP: 0.370, SLG: 0.304										4	0	0	0	0	2	3			
Mark Loretta, R (1,4) OBP: 0.457, SLG: 0.393										2	0	0	0	1	2	0			
24 Brian Giles, L (1,9) OBP: 0.441, SLG: 0.667										3	1	0	0	1	1	1			
Ryan Klesko, L (1,7) Akinori Otsuka, R (8,1) Trevor Hoffman, R (9,1)										4	0	1	0	0	2	2			
Phil Nevin, R (1,3) OBP: 0.273, SLG: 0.433										4	0	0	0	0	0	4			
Ramon Hernandez, R (1,2) OBP: 0.448, SLG: 0.542										4	0	2	1	0	0	1			
Xavier Nady, R (1,8) OBP: 0.414, SLG: 0.808										4	0	1	0	0	0	2			
3 Khalil Greene, R (1,6) OBP: 0.375, SLG: 0.333										3	0	0	0	0	2	3			
Adam Eaton, R (1,1) Geoff Blum, S (7,PH) Scott Linebrink, R (7,1) Adam Hyzdu, R (8,7)										0	0	0	0	1	0	0			
										1	0	0	0	0	1	0			
										0	0	0	0	0	0	0			
										0	0	0	0	0	0	0			
Inning Stats	R: 0 E: 0 K: 1 S: 13	H: 0 LOB: 2 BB: 1 P: 23	R: 0 E: 0 K: 1 S: 11	H: 2 LOB: 2 BB: 0 P: 16	R: 0 E: 0 K: 2 S: 7	H: 0 LOB: 0 BB: 1 P: 15	R: 0 E: 1 K: 0 S: 9	H: 1 LOB: 1 BB: 0 P: 15	R: 0 E: 0 K: 2 S: 9	H: 0 LOB: 0 BB: 1 P: 16	R: 1 E: 1 K: 0 S: 13	H: 1 LOB: 1 BB: 0 P: 20	R: 0 E: 0 K: 1 S: 10	H: 0 LOB: 0 BB: 0 P: 17	R: 0 E: 0 K: 0 S: 5	H: 0 LOB: 0 BB: 0 P: 7	1B: 3 2B: 2 3B: 0 HR: 0	SF: 0 SAC: 1 DP: 1 HBP: 1	WP: 0 PA: 34 PB: 0 SB: 0 CS: 2
PITCHER	IP	WLS	BF	H	R	ER	SO	BB	IBB	HBP	BLK	WP	HR	S	P	ERA	WHIP		
46 Ryan Dempster, R (1,1) ERA: 6.52	6.0	L	25	4	1	0	7	3	0	1	0	0	0	62	105	0.00	1.167		
43 Michael Wuerz, R (7,1) ERA:	1.0		3	0	0	0	1	0	0	0	0	0	0	7	9	0.00	0.000		
Chad Fox, R (8,1) ERA:	1.0		3	0	0	0	2	0	0	0	0	0	0	10	17	0.00	0.000		
Jon Leicester, R (9,1) ERA: 6.23	1.0		3	0	0	0	0	0	0	0	0	0	0	5	7	0.00	0.000		

San Diego Padres @ Chicago Cubs
Wrigley Field, Chicago, IL
Mon Apr 11 2005, 1:20 PM CDT
Att: 36,791 - Sunny - 50 F

AB 29
R 1
H 4
RBI 1
BB 3
SO 10
LOB 16



Batter	1	2	3	4	5	6	7	8	9	AB	R	H	RBI	BB	SO	LOB	BOTTOM				
Corey Patterson, L (1,8) OBP: 0.371, SLG: 0.333										4	0	1	0	0	0	1					
Neftali Perez, S (1,4) OBP: 0.125, SLG: 0.125										3	0	1	0	0	0	0					
Nomar Garciaparra, R (1,6) OBP: 0.212, SLG: 0.161										3	0	1	0	1	0	0					
16 Aramis Ramirez, R (1,5) OBP: 0.382, SLG: 0.517										4	0	0	0	0	0	5					
Jeromy Burnitz, L (1,9) OBP: 0.333, SLG: 0.563										4	0	0	0	0	3	5					
25 Derek Lee, R (1,3) OBP: 0.471, SLG: 0.519										4	0	2	0	0	0	0					
Todd Hollandsworth, L (1,7) OBP: 0.379, SLG: 0.440										4	0	0	0	0	2	2					
Michael Barrett, R (1,2) OBP: 0.222, SLG: 0.385										4	0	0	0	0	1	2					
46 Ryan Dempster, R (1,1) 43 Michael Wuerz, R (7,1) Jose Macias, S (7,PH) Chad Fox, R (8,1) Jon Leicester, R (9,1)										2	0	1	0	0	1	1					
										0	0	0	0	0	0	0					
										1	0	0	0	0	0	1					
										0	0	0	0	0	0	0					
										0	0	0	0	0	0	0					
Inning Stats	R: 0 E: 0 K: 0 S: 6	H: 0 LOB: 0 BB: 0 P: 11	R: 0 E: 0 K: 1 S: 8	H: 0 LOB: 0 BB: 0 P: 10	R: 0 E: 0 K: 0 S: 6	H: 1 LOB: 1 BB: 0 P: 8	R: 0 E: 1 K: 0 S: 11	H: 0 LOB: 1 BB: 0 P: 19	R: 0 E: 0 K: 1 S: 9	H: 1 LOB: 1 BB: 0 P: 16	R: 0 E: 0 K: 1 S: 13	H: 2 LOB: 2 BB: 0 P: 22	R: 0 E: 0 K: 2 S: 10	H: 1 LOB: 1 BB: 0 P: 15	R: 0 E: 0 K: 1 S: 10	H: 1 LOB: 2 BB: 1 P: 21	R: 0 E: 0 K: 1 S: 6	H: 0 LOB: 0 BB: 0 P: 9	1B: 6 2B: 0 3B: 0 HR: 0	SF: 0 SAC: 1 DP: 0 HBP: 0	WP: 0 PA: 35 PB: 0 SB: 0 CS: 0
PITCHER	IP	WLS	BF	H	R	ER	SO	BB	IBB	HBP	BLK	WP	HR	S	P	ERA	WHIP				
Adam Eaton, R (1,1) ERA: 2.53	6.0	W	23	4	0	0	3	0	0	0	0	0	0	53	86	0.00	0.667				
Scott Linebrink, R (7,1) ERA:	1.0	H	4	1	0	0	2	0	0	0	0	0	0	10	15	0.00	1.000				
Akinori Otsuka, R (8,1) ERA:	1.0	H	5	1	0	0	1	1	0	0	0	0	0	10	21	0.00	2.000				
Trevor Hoffman, R (9,1) ERA: 13.5	1.0	S	3	0	0	0	1	0	0	0	0	0	0	6	9	0.00	0.000				

San Diego Padres @ Chicago Cubs
Wrigley Field, Chicago, IL
Mon Apr 11 2005, 1:20 PM CDT
Att: 36,791 - Sunny - 50 F

AB 33
R 0
H 6
RBI 0
BB 1
SO 7
LOB 17



Batter	1	2	3	4	5	6	7	8	9	AB	R	H	RBI	BB	SO	LOB	TOP					
Sean Burroughs, L (1.5) OBP: 0.344, SLG: 0.286	G5-3		L7			G4-3	1B		K	5	0	1	1	0	1	0	San Diego Padres @ Chicago Cubs Wrigley Field, Chicago, IL Wed Apr 13 2005, 12:10 PM CDT Att: 39,230 - Sunny - 46 F					
Mark Loretta, R (1.4) OBP: 0.467, SLG: 0.389	1B		L9			BB	P4		K	4	0	1	0	1	1	2						
24 Brian Giles, L (1.9) OBP: 0.455, SLG: 0.700	K					1B		BB	BB	3	1	1	0	2	2	1						
Ryan Klesko, L (1.7) OBP: 0.378, SLG: 0.484	G4-3		F8			F7		BB	F9	4	1	0	0	1	0	4						
Phil Nevin, R (1.3) OBP: 0.244, SLG: 0.368	G5-3		1B			K		BB	K	4	0	1	0	0	2	4						
Xavier Nady, R (1.8) OBP: 0.455, SLG: 0.824	G5-3		K				F7	3E	1B	4	0	1	1	0	1	1						
3 Khalil Greene, R (1.6) OBP: 0.361, SLG: 0.367	2B		F7				K	SF9		3	0	1	1	0	1	0						
Miguel Ojeda, R (1.2)	K		K				1B	BB	BB	2	1	0	0	2	2	1						
Brian Lawrence, R (1.1) Dennys Reyes, R (3.1) Mark Sweeney, L (7.9) Darrell May, L (7.1) Geoff Blum, S (8.9) Rudy Seanez, R (8.1)	P4		P4			P3	1B	F7		1	0	0	0	0	0	0						
Inning Stats	R: 0 E: 0 K: 1 S: 9	H: 1 LOB: 1 BB: 0 P: 17	R: 0 E: 0 K: 1 S: 10	H: 1 LOB: 1 BB: 0 P: 12	R: 0 E: 0 K: 0 S: 10	H: 0 LOB: 0 BB: 0 P: 15	R: 0 E: 0 K: 2 S: 12	H: 1 LOB: 1 BB: 0 P: 17	R: 0 E: 0 K: 1 S: 8	H: 0 LOB: 0 BB: 0 P: 10	R: 0 E: 0 K: 1 S: 14	H: 1 LOB: 2 BB: 1 P: 21	R: 1 E: 0 K: 1 S: 17	H: 2 LOB: 2 BB: 1 P: 28	R: 2 E: 1 K: 1 S: 16	H: 1 LOB: 2 BB: 3 P: 33	R: 0 E: 0 K: 2 S: 10	H: 0 LOB: 1 BB: 1 P: 19	1B: 6 2B: 1 3B: 0 HR: 0	SF: 1 SAC: 0 DP: 0 HBP: 0	WP: 0 PB: 0 SB: 0 CS: 0	PA: 40
PITCHER	IP	WLS	BF	H	R	ER	SO	BB	IBB	HBP	BLK	WP	HR	S	P	ERA	WHIP					
22 Mark Prior, R (1.1) ERA: 1.59	6.0	W	23	4	0	0	6	1	0	0	0	0	0	63	92	0.00	0.833					
43 Michael Wertz, R (7.1) ERA: 4.5	1.0		6	2	1	1	1	1	0	0	0	0	0	17	28	9.00	3.000					
Mike Remlinger, L (8.1)	0.0		2	0	2	2	0	2	0	0	0	0	0	4	12	∞	∞					
Chad Fox, R (8.1)	1.0		5	1	0	0	1	1	0	0	0	0	0	12	21	0.00	2.000					
LaTroy Hawkins, R (9.1)	1.0		4	0	0	0	2	1	0	0	0	0	0	10	19	0.00	1.000					

Batter	1	2	3	4	5	6	7	8	9	AB	R	H	RBI	BB	SO	LOB	BOTTOM					
Jerry Hairston, R (1.4) OBP: 0.333, SLG: 0.333	1B	1B	2B		G5-3		G3-1			3	2	1	0	1	0	1	San Diego Padres @ Chicago Cubs Wrigley Field, Chicago, IL Wed Apr 13 2005, 12:10 PM CDT Att: 39,230 - Sunny - 46 F					
Neftali Feliz, S (1.6) OBP: 0.412, SLG: 0.412	FC3-6	1B	F8			25	1B	G6-3		5	2	3	0	0	0	2						
Corey Patterson, L (1.8) OBP: 0.341, SLG: 0.381	FC3-6	1B			G4-3		F7	L9		5	2	1	1	0	0	3						
25 Derrek Lee, R (1.3) OBP: 0.488, SLG: 0.636	HR	SF9			G1-4		1B	G5-3		3	1	2	5	1	0	0						
Jeremy Burnitz, L (1.9) OBP: 0.300, SLG: 0.500	G4-3	1B			G1-4		K			4	0	1	1	0	1	2						
Jason Dubois, R (1.7) OBP: 0.444, SLG: 0.500	2B	F8			BB		F9			3	0	1	0	1	0	2						
Jose Macias, S (1.5) OBP: 0.091, SLG: 0.182	G6-3		L5		G4-3		G6-3			4	0	0	0	0	0	3						
24 Henry Blanco, R (1.2)		K	F7				F9			4	0	0	0	0	2	0						
22 Mark Prior, R (1.1) 43 Michael Wertz, R (7.1) 29 Mike Fontenot, L (7.9) Mike Remlinger, L (8.1) Chad Fox, R (8.1) LaTroy Hawkins, R (9.1)	1B	HBP	2B		K		BB			3	1	2	0	0	1	0						
Inning Stats	R: 3 E: 0 K: 0 S: 21	H: 3 LOB: 1 BB: 1 P: 30	R: 4 E: 0 K: 1 S: 20	H: 4 LOB: 1 BB: 0 P: 29	R: 0 E: 0 K: 0 S: 10	H: 2 LOB: 2 BB: 0 P: 16	R: 0 E: 0 K: 0 S: 9	H: 0 LOB: 2 BB: 2 P: 19	R: 0 E: 0 K: 2 S: 9	H: 0 LOB: 0 BB: 0 P: 15	R: 1 E: 0 K: 1 S: 8	H: 2 LOB: 1 BB: 0 P: 12	R: 0 E: 0 K: 0 S: 9	H: 0 LOB: 1 BB: 1 P: 17	R: 0 E: 0 K: 0 S: 11	H: 0 LOB: 0 BB: 0 P: 17	R: 0 E: 0 K: 0 S: 10	H: 0 LOB: 0 BB: 0 P: 19	1B: 8 2B: 2 3B: 0 HR: 1	SF: 1 SAC: 0 DP: 0 HBP: 1	WP: 1 PB: 1 SB: 2 CS: 0	PA: 40
PITCHER	IP	WLS	BF	H	R	ER	SO	BB	IBB	HBP	BLK	WP	HR	S	P	ERA	WHIP					
Brian Lawrence, R (1.1) ERA: 8.38	2.2	L	19	9	7	7	1	1	0	0	0	0	0	29	50	0.00	1.200					
Dennys Reyes, L (3.1)	3.1		14	2	1	0	3	2	0	0	0	0	0	9	17	0.00	1.000					
Darrell May, L (7.1)	1.0		4	0	0	0	0	1	0	0	0	0	0	9	17	0.00	1.000					
Rudy Seanez, R (8.1)	1.0		3	0	0	0	0	0	0	0	0	0	0	11	17	0.00	0.000					

AB	33
R	3
H	7
RBI	3
BB	6
SO	10
LOB	15



Batter	1	2	3	4	5	6	7	8	9	AB	R	H	RBI	BB	SO	LOB	TOP								
Jerry Hairston, R (1,8) OBP: 0.421, SLG: 0.400 Corey Patterson, L (9,PH) OBP: 0.333, SLG: 0.372	K		SH1-4 1B		HR BB	CS 1B		K		3	1	2	0	1	1	0									
Nefti Perez, S (1,4) OBP: 0.400, SLG: 0.550	F7		SH1-4		HR BB	CS	B2			3	1	1	2	0	0	0									
Nomar Garciaparra, R (1,6)	F8		FC5-4 BB		G6-3		G5-3			3	0	0	0	0	1	0	0								
16 Aramis Ramirez, R (1,5) OBP: 0.333, SLG: 0.432		F9	K		K		G4-3			4	0	0	0	0	0	2	3								
25 Derrek Lee, R (1,3) OBP: 0.489, SLG: 0.639		HR 2B	FC5-4		BB		G5-3			3	1	1	0	1	0	3									
Jason Dubois, R (1,7) Todd Hollandsworth, L (8,PH) OBP: 0.353, SLG: 0.379	HR 2H			K	K		G4-6-3 HBP			3	1	1	2	0	2	1									
Jeremy Burnitz, L (1,9) OBP: 0.318, SLG: 0.537	G4-3		FC6-4 BB		SF9 3B		G4-6-3			3	1	1	0	1	0	1									
Michael Barrett, R (1,2) OBP: 0.176, SLG: 0.313	F8		FC6-4		SF9		F9			3	0	0	1	0	0	1									
3B Carlos Zambrano, S (1,1) OBP: 0.444, SLG: 0.556 43 Michael Wuerztz, R (7,1) Mike Remlinger, L (7,1) Chad Fox, R (8,1) Jose Macias, S (8,9) OBP: 0.083, SLG: 0.167			SH1-4 1B	K	G5-3		G4-3			3	0	1	0	0	1	1									
Inning Stats	R: 0 E: 0 K: 1 S: 9	H: 0 LOB: 0 BB: 0 P: 14	R: 2 E: 0 K: 0 S: 10	H: 2 LOB: 0 BB: 0 P: 14	R: 0 E: 0 K: 1 S: 12	H: 2 LOB: 3 BB: 1 P: 22	R: 0 E: 0 K: 2 S: 8	H: 0 LOB: 1 BB: 1 P: 14	R: 2 E: 0 K: 2 S: 14	H: 1 LOB: 1 BB: 2 P: 28	R: 1 E: 0 K: 0 S: 7	H: 2 LOB: 0 BB: 0 P: 9	R: 0 E: 0 K: 0 S: 4	H: 0 LOB: 0 BB: 0 P: 5	R: 0 E: 0 K: 0 S: 7	H: 0 LOB: 0 BB: 0 P: 11	R: 0 E: 0 K: 1 S: 7	H: 0 LOB: 0 BB: 0 P: 9	1B: 3 2B: 1 3B: 1 HR: 2	SF: 1 SAC: 1 DP: 1 HBP: 1	WP: 0 PB: 0 SB: 0 CS: 1	PA: 38			
PITCHER	IP	WLS	BF	H	R	ER	SO	BB	IBB	HBP	BLK	WP	HR	S	P	ERA	WHIP								
Oliver Pérez, L (1,1) ERA: 9.6	6.0		28	7	5	5	6	4	0	0	0	0	2	60	101	7.50	1.833								
Brian Meadows, R (7,1) ERA: 5.09	1.0		3	0	0	0	0	0	0	0	0	0	0	4	5	0.00	0.000								
16 Salomon Torres, R (8,1) ERA: 1.5	1.0	W	3	0	0	0	0	0	0	1	0	0	0	7	11	0.00	0.000								
Jose Mesa, R (9,1) ERA: 2.25	1.0	S	3	0	0	0	1	0	0	0	0	0	0	7	9	0.00	0.000								

Chicago Cubs @ Pittsburgh Pirates
PNC Park, Pittsburgh, PA
Fri Apr 15 2005, 7:05 PM EDT
Att: 29,256 - Clear - 62 F

AB 30
R 5
H 7
RBI 5
BB 4
SO 7
LOB 10



Batter	1	2	3	4	5	6	7	8	9	AB	R	H	RBI	BB	SO	LOB	BOTTOM								
Matt Lawton, L (1,9) OBP: 0.408, SLG: 0.366 Jose Mesa, R (9,1)	K		P6		BB		FC5-4 1B	2H 1B		4	0	2	1	1	1	0									
2 Jack Wilson, R (1,6) OBP: 0.225, SLG: 0.189	G6-3		P2		G4-3		P3			4	0	0	0	0	0	3									
Jason Bay, R (1,8) OBP: 0.333, SLG: 0.349	1B		G6-3		K		FC5-4			4	0	1	0	0	1	2									
Rob Mackowiak, L (1,4) OBP: 0.393, SLG: 0.519	G3			CS BB	HR		2B 1B			3	2	2	1	1	0	1									
Daryle Ward, L (1,3) OBP: 0.160, SLG: 0.333		HR 1B		K		P5	2B 2B			4	2	2	0	0	1	1									
Craig Wilson, R (1,7) OBP: 0.400, SLG: 0.273	F8		F8		K		K			4	0	0	0	0	2	3									
Bobby Hill, S (1,5) OBP: 0.482, SLG: 0.545	F7		G5-3		G5-3		1B 2B	6 2B 2B		4	2	2	2	0	0	1									
David Ross, R (1,2) OBP: 0.450, SLG: 1.000	HR 1H		HR		HR		1B 1B	K		4	2	3	3	0	1	1									
Oliver Pérez, L (1,1) Brian Meadows, R (7,1) Tike Redman, L (7,PH) Ty Wigginton, R (7,PH) 16 Salomon Torres, R (8,1) 6 Chris Duffy, L (8,PH) OBP: 0.252, SLG: 0.500	G5-3				K		P4	1B 2B		2	0	0	0	0	1	0									
Inning Stats	R: 0 E: 0 K: 1 S: 13	H: 1 LOB: 1 BB: 0 P: 23	R: 2 E: 0 K: 0 S: 12	H: 2 LOB: 0 BB: 0 P: 17	R: 0 E: 0 K: 1 S: 9	H: 0 LOB: 0 BB: 1 P: 15	R: 1 E: 0 K: 2 S: 10	H: 1 LOB: 0 BB: 0 P: 15	R: 1 E: 0 K: 0 S: 12	H: 3 LOB: 2 BB: 0 P: 22	R: 3 E: 0 K: 2 S: 18	H: 5 LOB: 2 BB: 0 P: 26	R: 0 E: 0 K: 0 S: 12	H: 0 LOB: 0 BB: 0 P: 22	R: 3 E: 0 K: 2 S: 18	H: 5 LOB: 2 BB: 0 P: 26	1B: 6 2B: 4 3B: 0 HR: 3	SF: 0 SAC: 0 DP: 0 HBP: 0	WP: 0 PB: 0 SB: 0 CS: 1	PA: 37					
PITCHER	IP	WLS	BF	H	R	ER	SO	BB	IBB	HBP	BLK	WP	HR	S	P	ERA	WHIP								
38 Carlos Zambrano, R (1,1) ERA: 4.0	6.0		25	6	5	5	5	2	0	0	0	0	3	67	108	7.50	1.333								
43 Michael Wuerztz, R (7,1) ERA: 1.69	0.0		1	1	0	0	0	0	0	0	0	0	0	1	2	∞	∞								
Mike Remlinger, L (7,1) ERA: 7.2	1.0	L	6	3	2	2	0	0	0	0	0	0	0	13	22	18.00	3.000								
Chad Fox, R (8,1) ERA: 1.69	1.0		5	3	1	1	2	0	0	0	0	0	0	12	17	9.00	3.000								

Chicago Cubs @ Pittsburgh Pirates
PNC Park, Pittsburgh, PA
Fri Apr 15 2005, 7:05 PM EDT
Att: 29,256 - Clear - 62 F

AB 35
R 8
H 13
RBI 8
BB 2
SO 7
LOB 14



Batter	1	2	3	4	5	6	7	8	9	AB	R	H	RBI	BB	SO	LOB	TOP			
Corey Patterson, L OBP: 0.327, SLG: 0.362	L8		G4-3 16 HR 1B		F9		SH2-3		K2-3	4	1	1	0	0	1	0	Chicago Cubs @ Pittsburgh Pirates PNC Park, Pittsburgh, PA Sat Apr 16 2005, 7:05 PM EDT Att: 34,783 - Clear - 65 F			
Neftali Feliz, S OBP: 0.417, SLG: 0.583	F8		G4-3		FC3-6 1B		WP 2B			4	0	2	1	0	0	1				
Nomar Garciaparra, R OBP: 0.244, SLG: 0.195					FC3-6 1-2		L6			3	1	1	0	1	0	2				
16 Aramis Ramirez, R OBP: 0.326, SLG: 0.488	G1-3				G1-3		F9			4	1	1	3	0	0	3				
Jeremy Burnitz, L OBP: 0.313, SLG: 0.500			G3						P2	3	0	0	0	1	1	0				
25 Derek Lee, R OBP: 0.451, SLG: 0.575	F7				K				G5-3	4	0	0	0	0	2	1				
Todd Hollandsworth, L OBP: 0.382, SLG: 0.455 Chad Fox, R LaTroy Hawkins, R					K					4	0	2	0	0	2	1				
Michael Barrett, R OBP: 0.184, SLG: 0.286					K					0	0	0	0	0	0	0				
46 Ryan Dempster, R OBP: 0.167, SLG: 0.167 29 Mike Fontenot, L Glendon Rusch, L Jose Macias, S OBP: 0.077, SLG: 0.154					K					0	0	0	0	0	0	0				
Inning Stats	R: 0 E: 0 K: 0 S: 13	H: 1 LOB: 1 BB: 0 P: 15	R: 0 E: 0 K: 1 S: 11	H: 1 LOB: 1 BB: 0 P: 15	R: 3 E: 0 K: 1 S: 16	H: 2 LOB: 0 BB: 1 P: 25	R: 0 E: 0 K: 2 S: 7	H: 0 LOB: 1 BB: 1 P: 13	R: 0 E: 0 K: 2 S: 10	H: 0 LOB: 1 BB: 1 P: 19	R: 1 E: 0 K: 0 S: 12	H: 1 LOB: 1 BB: 1 P: 20	R: 0 E: 0 K: 0 S: 4	H: 1 LOB: 1 BB: 0 P: 6	R: 0 E: 0 K: 1 S: 5	H: 0 LOB: 0 BB: 0 P: 8		1B: 3 2B: 2 3B: 1 HR: 1	SF: 0 SAC: 1 DP: 0 HBP: 0	WP: 1 PB: 0 SB: 1 CS: 0
PITCHER	IP	WLS	BF	H	R	ER	SO	BB	IBB	HBP	BLK	WP	HR	S	P	ERA	WHIP			
Kip Wells, R ERA: 7.25	6.1	L	29	6	4	4	6	4	0	0	0	0	1	74	115	5.68	1.579			
16 Salomon Torres, R ERA: 1.17	1.2		5	1	0	0	0	0	0	0	0	1	0	9	13	0.00	0.600			
Michael Gonzalez, L ERA: 6.0	1.0		3	0	0	0	1	0	0	0	0	0	0	5	8	0.00	0.000			

AB	32
R	4
H	7
RBI	4
BB	4
SO	7
LOB	11



Batter	1	2	3	4	5	6	7	8	9	AB	R	H	RBI	BB	SO	LOB	BOTTOM					
Matt Lawton, L OBP: 0.407, SLG: 0.422	G6-3 2 BB		HR		K		G6-3		G3	4	1	1	1	1	1	1	Chicago Cubs @ Pittsburgh Pirates PNC Park, Pittsburgh, PA Sat Apr 16 2005, 7:05 PM EDT Att: 34,783 - Clear - 65 F					
2 Jack Wilson, R OBP: 0.244, SLG: 0.214	G6-3 1-2		G5-3		1B		P4		E7 1B	5	0	2	0	0	0	1						
Jason Bay, R OBP: 0.320, SLG: 0.319					K				G6-3	4	1	0	0	1	3	3						
Rob Mackowiak, L OBP: 0.438, SLG: 0.533			F8							3	0	2	1	1	0	0						
Daryle Ward, L OBP: 0.172, SLG: 0.321					F7		F8		P4	4	0	1	1	0	0	3						
Craig Wilson, R OBP: 0.409, SLG: 0.278					K		G5-3			3	0	1	0	1	1	2						
Ty Wigington, R OBP: 0.194, SLG: 0.199 16 Salomon Torres, R Bobby Hill, S OBP: 0.500, SLG: 0.545 Michael Gonzalez, R			G1-3		K		F9			3	0	0	0	0	1	1						
David Ross, R OBP: 0.375, SLG: 0.826			G1-3		G5-3		G5-3		K	4	0	0	0	0	1	4						
Kip Wells, R OBP: 0.333, SLG: 0.200 12 Freddy Sanchez, R OBP: 0.409, SLG: 0.389			G6-3				G4-3		G6-3	2	1	1	0	0	0	0						
Inning Stats	R: 1 E: 0 K: 1 S: 14	H: 1 LOB: 2 BB: 3 P: 29	R: 0 E: 0 K: 0 S: 8	H: 0 LOB: 0 BB: 0 P: 11	R: 1 E: 0 K: 1 S: 10	H: 1 LOB: 0 BB: 0 P: 20	R: 0 E: 0 K: 1 S: 9	H: 1 LOB: 1 BB: 0 P: 15	R: 1 E: 0 K: 2 S: 15	H: 3 LOB: 2 BB: 0 P: 22	R: 0 E: 0 K: 0 S: 7	H: 0 LOB: 0 BB: 0 P: 10	R: 0 E: 0 K: 2 S: 6	H: 0 LOB: 0 BB: 0 P: 9	R: 0 E: 0 K: 2 S: 16	H: 1 LOB: 3 BB: 2 P: 29		R: 0 E: 1 K: 0 S: 10	H: 1 LOB: 1 BB: 0 P: 14	1B: 7 2B: 0 3B: 0 HR: 1	SF: 0 SAC: 0 DP: 1 HBP: 0	WP: 0 PB: 0 SB: 0 CS: 0
PITCHER	IP	WLS	BF	H	R	ER	SO	BB	IBB	HBP	BLK	WP	HR	S	P	ERA	WHIP					
46 Ryan Dempster, R ERA: 5.74	6.0	W	26	6	3	3	5	3	0	0	0	0	0	63	107	4.50	1.500					
Glendon Rusch, L ERA: 2.35	1.2	H	8	1	0	0	1	2	0	0	0	0	0	19	34	0.00	1.800					
Chad Fox, R ERA: 1.59	0.1	H	1	0	0	0	1	0	0	0	0	0	0	3	4	0.00	0.000					
LaTroy Hawkins, R ERA: 3.6	1.0	S	4	1	0	0	0	0	0	0	0	0	0	10	14	0.00	1.000					

AB	34
R	3
H	8
RBI	3
BB	5
SO	7
LOB	15



Batter	1	2	3	4	5	6	7	8	9	AB	R	H	RBI	BB	SO	LOB	TOP					
Cory Patterson, L (1, 8) OBP: 0.296, SLG: 0.327										5	1	0	0	0	2	2	Chicago Cubs @ Pittsburgh Pirates PNC Park, Pittsburgh, PA Sun Apr 17 2005, 1:35 PM EDT Att: 20,416 - Sunny - 72 F					
Jerry Hairston, R (1, 4) OBP: 0.409, SLG: 0.389										3	1	1	0	0	0	0						
Nomar Garciaparra, R (1, 6) OBP: 0.245, SLG: 0.205										3	1	1	1	0	0	0						
16 Aramis Ramirez, R (1, 5) OBP: 0.360, SLG: 0.512										2	1	1	0	2	0	0						
25 Derrek Lee, R (1, 3) OBP: 0.473, SLG: 0.591										4	0	3	3	0	0	0						
Jeremy Burnitz, L (1, 9) OBP: 0.288, SLG: 0.458										4	0	0	0	0	0	5						
Todd Hollandsworth, L (1, 7) OBP: 0.357, SLG: 0.417										3	0	0	0	1	0	0						
24 Henry Blanco, R (1, 2)										4	0	0	0	0	1	1						
Greg Maddux, R (1, 1) ERA: 2.33										2	0	1	0	0	0	0						
Inning Stats	R: 0 E: 0 K: 1 S: 10	H: 0 LOB: 0 BB: 0 P: 17	R: 0 E: 0 K: 0 S: 7	H: 0 LOB: 0 BB: 0 P: 15	R: 0 E: 1 K: 0 S: 7	H: 0 LOB: 1 BB: 0 P: 8	R: 1 E: 0 K: 0 S: 11	H: 2 LOB: 1 BB: 0 P: 17	R: 0 E: 0 K: 0 S: 4	H: 1 LOB: 1 BB: 1 P: 10	R: 1 E: 1 K: 0 S: 11	H: 1 LOB: 2 BB: 1 P: 19	R: 0 E: 0 K: 0 S: 8	H: 0 LOB: 0 BB: 0 P: 11	R: 2 E: 0 K: 0 S: 11	H: 3 LOB: 1 BB: 1 P: 20		R: 0 E: 0 K: 2 S: 9	H: 0 LOB: 1 BB: 1 P: 15	1B: 6 2B: 1 3B: 0 HR: 0	SF: 1 SAC: 1 DP: 2 HBP: 0	WP: 0 PB: 0 SB: 0 CS: 0
PITCHER	IP	WLS	BF	H	R	ER	SO	BB	IBB	HBP	BLK	WP	HR	S	P	ERA	WHIP					
Mark Redman, L (1, 1) ERA: 2.33	7.1	L	30	6	4	3	1	2	0	0	0	0	0	63	105	3.68	1.091					
16 Salomon Torres, R (8, 1) ERA: 1.17	0.0		2	1	0	0	0	1	0	0	0	0	0	3	7	∞	∞					
34 John Grabow, L (8, 1) ERA: 4.5	1.2		5	0	0	0	2	1	0	0	0	0	0	12	20	0.00	0.600					

AB	31
R	4
H	7
RBI	4
BB	4
SO	3
LOB	8



Batter	1	2	3	4	5	6	7	8	9	AB	R	H	RBI	BB	SO	LOB	BOTTOM				
Matt Lawton, L (1, 9) OBP: 0.414, SLG: 0.449										4	1	2	0	0	0	0	Chicago Cubs @ Pittsburgh Pirates PNC Park, Pittsburgh, PA Sun Apr 17 2005, 1:35 PM EDT Att: 20,416 - Sunny - 72 F				
2 Jack Wilson, R (1, 6) OBP: 0.245, SLG: 0.217										4	0	1	1	0	0	1					
Jason Bay, R (1, 7) OBP: 0.333, SLG: 0.340										3	0	1	1	1	1	0					
Rob Mackowiak, L (1, 4) OBP: 0.389, SLG: 0.471										4	0	0	0	0	1	4					
Craig Wilson, R (1, 3) OBP: 0.396, SLG: 0.275										4	0	1	0	0	1	0					
Tike Redman, L (1, 8) OBP: 0.269, SLG: 0.391										3	0	0	0	1	0	1					
Ty Wigginton, R (1, 5) OBP: 0.171, SLG: 0.175										3	0	0	0	0	0	1					
16 Salomon Torres, R (8, 1) ERA: 1.17										0	0	0	0	0	0	0					
34 John Grabow, L (8, 1) ERA: 4.5										0	0	0	0	0	0	0					
Daryle Ward, L (8, PH) OBP: 0.167, SLG: 0.310										1	0	0	0	0	0	1					
David Ross, R (1, 2) OBP: 0.333, SLG: 0.731										3	0	0	0	0	1	1					
Mark Redman, L (1, 1) ERA: 5.63										2	1	1	0	0	0	0					
12 Freddy Sanchez, R (8, 4) OBP: 0.391, SLG: 0.368										1	0	0	0	0	0	0					
Inning Stats	R: 0 E: 0 K: 1 S: 13	H: 1 LOB: 0 BB: 0 P: 18	R: 0 E: 0 K: 0 S: 6	H: 0 LOB: 0 BB: 0 P: 8	R: 2 E: 0 K: 1 S: 18	H: 4 LOB: 2 BB: 0 P: 25	R: 0 E: 0 K: 0 S: 5	H: 0 LOB: 0 BB: 0 P: 6	R: 0 E: 0 K: 0 S: 7	H: 0 LOB: 0 BB: 0 P: 11	R: 0 E: 0 K: 0 S: 15	H: 1 LOB: 1 BB: 0 P: 23	R: 0 E: 1 K: 0 S: 12	H: 0 LOB: 2 BB: 1 P: 23	R: 0 E: 0 K: 1 S: 6	H: 0 LOB: 0 BB: 1 P: 11	1B: 4 2B: 3 3B: 0 HR: 0	SF: 0 SAC: 0 DP: 2 HBP: 0	WP: 0 PB: 0 SB: 0 CS: 0	PA: 34	
PITCHER	IP	WLS	BF	H	R	ER	SO	BB	IBB	HBP	BLK	WP	HR	S	P	ERA	WHIP				
Greg Maddux, R (1, 1) ERA: 5.63	1.0	W	4	1	0	0	0	0	0	0	0	0	0	15	23	0.00	1.000				
43 Michael Wuerz, R (7, 1) ERA: 1.35	0.2	H	3	0	0	0	0	0	0	0	0	0	0	9	15	0.00	0.000				
Mike Remlinger, L (8, 1) ERA: 6.35	0.1	H	2	0	0	0	0	1	0	0	0	0	0	3	8	0.00	3.000				
Chad Fox, R (8, 1) ERA: 1.5	1.0	S	3	0	0	0	1	1	0	0	0	0	0	6	11	0.00	1.000				

AB	32
R	2
H	6
RBI	2
BB	2
SO	4
LOB	9



Batter	1	2	3	4	5	6	7	8	9	AB	R	H	RBI	BB	SO	LOB	TOP										
Jerry Hairston, R OBP: 0.444, SLG: 0.381 (1, 4)	G4-3	BB		HBP		E7 1B			K	3	0	1	0	1	1	1	Chicago Cubs @ Cincinnati Reds Great American Ball Park, Cincinnati, OH Mon Apr 18 2005, 7:10 PM EDT Att: 25,349 - Clear - 71 F										
Neftali Feliz, S OBP: 0.379, SLG: 0.517 (1, 6)	L6	L7	G4-3			K			16 F8 1B	5	0	1	1	0	1	4											
Corey Patterson, L OBP: 0.322, SLG: 0.404 (1, 8)	HR	G4-3			16 FC5-4 1B		B1-3		1B	5	1	3	1	0	0	2											
16 Aramis Ramirez, R OBP: 0.345, SLG: 0.542 (1, 5)	HR		L9		25 FC6-4 1B		G5-3		F8	5	1	1	1	0	0	3											
Jeromy Burnitz, L OBP: 0.316, SLG: 0.547 (1, 9)	25 HR		HR		25 FC6-4 1B		G1-6-3		G4-3	5	2	3	1	0	0	2											
25 Derek Lee, R OBP: 0.475, SLG: 0.646 (1, 3)	HR		1B		FC6-4				F9	4	1	2	2	0	0	2											
Todd Hollandsworth, L Jon Leicester, R (1, 7)	G4-3		P5		G1-3				G3	4	0	0	0	0	0	2											
Michael Barrett, R OBP: 0.167, SLG: 0.256 (1, 2)		G6-3		K		K			L9	4	0	0	0	0	2	0											
34 Kerry Wood, R Glendon Rusch, L Nomar Garciaparra, R (1, 1)			G6-3		G6-3		G6-3		WP 1B BB	3	0	1	0	0	0	0											
Inning Stats	R: 4 E: 0 K: 0 S: 19	H: 4 LOB: 0 BB: 0 P: 26	R: 0 E: 0 K: 0 S: 15	H: 1 LOB: 2 BB: 1 P: 21	R: 1 E: 0 K: 1 S: 4	H: 2 LOB: 1 BB: 0 P: 8	R: 0 E: 0 K: 1 S: 8	H: 0 LOB: 1 BB: 0 P: 13	R: 0 E: 0 K: 2 S: 7	H: 2 LOB: 2 BB: 0 P: 12	R: 0 E: 1 K: 2 S: 12	H: 1 LOB: 1 BB: 0 P: 16	R: 0 E: 0 K: 0 S: 4	H: 0 LOB: 0 BB: 0 P: 8	R: 0 E: 0 K: 0 S: 8	H: 0 LOB: 0 BB: 0 P: 9		R: 1 E: 0 K: 1 S: 14	H: 2 LOB: 2 BB: 1 P: 20	1B: 6 2B: 2 3B: 0 HR: 4	SF: 0 SAC: 0 DP: 0 HBP: 1	WP: 1 PB: 0 SB: 1 CS: 0	PA: 41				
PITCHER	IP	WLS	BF	H	R	ER	SO	BB	IBB	HBP	BLK	WP	HR	S	P	ERA	WHIP										
31 Matt Belisle, R ERA: 6.75 (1, 1)	3.0		16	7	5	5	0	1	0	0	0	0	4	38	55	15.00	2.667										
Ben Weber, R ERA: 7.94 (4, 1)	2.0		9	2	0	0	1	0	0	1	0	0	0	15	25	0.00	1.000										
25 David Weathers, R ERA: 9.0 (6, 1)	1.0		4	1	0	0	2	0	0	0	0	0	0	12	16	0.00	1.000										
Kent Mercker, L ERA: 1.5 (7, 1)	2.0	W	6	0	0	0	0	0	0	0	0	0	0	12	17	0.00	0.000										
Danny Graves, R ERA: 4.29 (9, 1)	1.0	S	6	2	1	1	1	1	0	0	0	1	0	14	20	9.00	3.000										

AB	38
R	6
H	12
RBI	6
BB	2
SO	4
LOB	16



Batter	1	2	3	4	5	6	7	8	9	AB	R	H	RBI	BB	SO	LOB	BOTTOM										
D'Angelo Jimenez, S OBP: 0.267, SLG: 0.220 (1, 4)	F7		F7		G6-3		K			4	0	0	0	0	1	1	Chicago Cubs @ Cincinnati Reds Great American Ball Park, Cincinnati, OH Mon Apr 18 2005, 7:10 PM EDT Att: 25,349 - Clear - 71 F										
Ken Griffey Jr., L OBP: 0.348, SLG: 0.410 (1, 8)	K		2B		G4-6-3 1B		K			4	0	2	1	0	2	0											
Sean Casey, L OBP: 0.294, SLG: 0.292 (1, 3)	1B		BB		G4-6-3		L6			3	0	1	0	1	0	1											
Joe Randa, R OBP: 0.460, SLG: 0.714 (1, 5)	L8		K							3	0	0	0	1	2	3											
Adam Dunn, L OBP: 0.349, SLG: 0.703 (1, 7)	HR				HR		2B 1B BB		FC5-2 HBP BB	2	3	2	2	2	0	0											
Wily Mo Peña, R OBP: 0.370, SLG: 0.846 (1, 9)	L5		K		K		1B 2B		E FC5-2 2B HBP	3	2	1	0	0	1	0											
Rich Aurilia, R OBP: 0.219, SLG: 0.258 (1, 6)	F8		K		K		FC5-4 1B		FC5-2 2B	4	1	1	2	0	1	3											
Jason LaRue, R OBP: 0.425, SLG: 0.364 (1, 2)	G5-3		K		K		P3		FC5-2 2B	4	0	1	2	0	1	1											
31 Matt Belisle, R Jacob Cruz, L Ben Weber, R Jon Lester, R 25 David Weathers, R Kevin Mercker, L Felix Lopez, S Danny Graves, R (1, 1)	F7				G6-3 1B 2B		FC5-4		K	0	0	0	0	0	0	0											
Inning Stats	R: 0 E: 0 K: 1 S: 8	H: 1 LOB: 1 BB: 0 P: 12	R: 1 E: 0 K: 0 S: 7	H: 1 LOB: 0 BB: 0 P: 11	R: 0 E: 0 K: 1 S: 10	H: 1 LOB: 2 BB: 1 P: 17	R: 1 E: 0 K: 3 S: 13	H: 1 LOB: 0 BB: 0 P: 21	R: 1 E: 0 K: 0 S: 9	H: 2 LOB: 0 BB: 0 P: 12	R: 2 E: 0 K: 1 S: 15	H: 2 LOB: 1 BB: 1 P: 22	R: 0 E: 0 K: 2 S: 10	H: 0 LOB: 0 BB: 0 P: 14	R: 2 E: 1 K: 1 S: 11	H: 1 LOB: 1 BB: 2 P: 26		1B: 3 2B: 4 3B: 0 HR: 2	SF: 0 SAC: 0 DP: 2 HBP: 1	WP: 0 PB: 0 SB: 0 CS: 0	PA: 36						
PITCHER	IP	WLS	BF	H	R	ER	SO	BB	IBB	HBP	BLK	WP	HR	S	P	ERA	WHIP										
34 Kerry Wood, R ERA: 6.38 (1, 1)	6.0		27	8	5	5	6	2	0	0	0	0	2	62	95	7.50	1.667										
Glendon Rusch, L ERA: 2.09 (7, 1)	1.0		3	0	0	0	2	0	0	0	0	0	0	10	14	0.00	0.000										
Jon Leicester, R ERA: 6.75 (8, 1)	1.0	L	6	1	2	1	1	2	0	1	0	0	0	11	26	9.00	3.000										

AB	31
R	7
H	9
RBI	7
BB	4
SO	9
LOB	11



Batter	1	2	3	4	5	6	7	8	9	AB R H RBI BB SO LOB	TOP												
Jerry Hairston, R (1,9) OBP: 0.452, SLG: 0.417 Jeromy Burnitz, L (8,9) OBP: 0.328, SLG: 0.574	0-3 K		3-2 16 1B	0-0 F7			1-2 G5-3 HBP		0-1 FC1-5 2B	3 1 1 0 0 1 1 1 0 1 0 0 0 0	Chicago Cubs @ Cincinnati Reds Great American Ball Park, Cincinnati, OH Tue Apr 19 2005, 7:10 PM EDT Att: 25,373 - Partly Cloudy - 71 F												
Corey Patterson, L (1,8) OBP: 0.350, SLG: 0.452	1-1 HR		0-0 16 E 1B		3-1 G3		0-2 G5-3		0-0 FC1-5 FC6-4	5 2 2 1 0 0 2													
Nomar Garciaparra, R (1,6) OBP: 0.236, SLG: 0.184	0-0 P3		0-0 P3		2-3 K		1-2 P3		0-0 FC6-4	5 0 0 0 0 1 5													
16 Aramis Ramirez, R (1,5) OBP: 0.350, SLG: 0.528	2-1 25 WP 1B		0-0 E8 1B		0-2 K		2-1 G6-3		0-2 P3	5 0 2 2 0 1 2													
25 Derrek Lee, R (1,3) OBP: 0.476, SLG: 0.692	3-2 G4-3		1-3 K			3-2 G4-3 S 1B		2-2 HR		4 2 2 1 0 1 2													
Jason Dubois, R (1,7) OBP: 0.393, SLG: 0.533 Cliff Bartosh, L (8,1) OBP: 1.000, SLG: 1.000		2-1 G6-4-3 HBP	2-3 K			3-1 G4-3		2-3 K		3 0 0 0 0 2 2 0 0 0 0 0 0 0													
Neifi Perez, S (1,4)		0-0 G6-4-3		1-2 G6-3		1-0 G3		4-1 BB		3 0 0 1 1 0 1													
Michael Barrett, R (1,2)		1-1 F9		1-0 1B		1-0 HR		0-2 F9		4 1 2 1 0 0 1													
22 Mark Prior, R (1,1) OBP: 0.500, SLG: 0.500 Todd Hollandsworth, L (8,PH) OBP: 0.319, SLG: 0.366			1-2 2B 16 1B		0-2 K		2-2 F9		0-0 F8	3 1 1 0 0 1 1 1 0 0 0 0 0 1													
Inning Stats	R: 1 E: 0 K: 1 S: 11	H: 2 LOB: 1 BB: 0 P: 17	R: 0 E: 0 K: 0 S: 4	H: 0 LOB: 0 BB: 0 P: 7	R: 3 E: 1 K: 2 S: 18	H: 4 LOB: 1 BB: 0 P: 25	R: 0 E: 0 K: 1 S: 9	H: 1 LOB: 1 BB: 0 P: 11	R: 0 E: 0 K: 2 S: 8	H: 0 LOB: 0 BB: 0 P: 13		R: 2 E: 0 K: 0 S: 10	H: 2 LOB: 0 BB: 0 P: 20	R: 0 E: 0 K: 0 S: 11	H: 0 LOB: 1 BB: 0 P: 15	R: 1 E: 0 K: 1 S: 13	H: 1 LOB: 1 BB: 0 P: 21	R: 0 E: 1 K: 0 S: 7	H: 1 LOB: 1 BB: 0 P: 7	1B: 6 2B: 2 3B: 0 HR: 3	SF: 0 SAC: 0 DP: 1 HBP: 2	WP: 1 PB: 0 SB: 1 CS: 0	PA: 40
PITCHER	IP WLS BF H R ER SO BB IBB HBP BLK WP HR S P ERA WHIP											IP WLS BF H R ER SO BB IBB HBP BLK WP HR S P ERA WHIP											
Brandon Claussen, L (1,1) ERA: 5.4 56 Todd Coffey, R (8,1) ERA: 9.0 Joe Valentine, R (8,1) ERA: 4.26	5.0 L 22 7 4 3 6 0 0 1 0 1 1 50 73 5.40 1.400											2.0 9 2 2 2 0 0 0 1 0 0 0 1 21 35 9.00 1.000											2.0 9 2 1 1 1 1 0 0 0 0 1 20 28 4.50 1.500

Batter	1	2	3	4	5	6	7	8	9	AB R H RBI BB SO LOB	BOTTOM											
6 Ryan Freel, R (1,4) OBP: 0.524, SLG: 0.500	2-1 1B		0-1 G6-3		4-1 BB		2-1 G5-3			3 0 1 0 1 0 0	Chicago Cubs @ Cincinnati Reds Great American Ball Park, Cincinnati, OH Tue Apr 19 2005, 7:10 PM EDT Att: 25,373 - Partly Cloudy - 71 F											
Ken Griffey Jr., L (1,8) OBP: 0.340, SLG: 0.381	0-0 F8		1-1 F9		2-3 K		4-1 G3-6-3 BB			3 0 0 0 1 1 2												
Sean Casey, L (1,3) OBP: 0.273, SLG: 0.269	1-1 F7		0-0 G4-3		1-3 K		0-1 G3-6-3		1-2 1B	4 0 0 0 0 1 3												
Joe Randa, R (1,5) OBP: 0.426, SLG: 0.652	1-0 F8			1-1 G1-3		2-2 F8		3-2 F8		4 0 0 0 0 0 1												
Adam Dunn, L (1,7) OBP: 0.362, SLG: 0.700		4-2 1B BB		1-3 K		0-0 2B		1-2 G5-3		3 0 1 0 1 1 0												
Wily Mo Peña, R (1,9) OBP: 0.355, SLG: 0.800		0-0 F9		3-2 E 2B		2-1 P6		3-1 G6-3		4 1 1 0 0 0 2												
Rich Aurilia, R (1,6) OBP: 0.194, SLG: 0.229		2-2 K		0-0 E6 2H		0-0 G5-3		1-2 P3		4 0 0 0 0 1 2												
Javier Valentin, S (1,2) OBP: 0.286, SLG: 0.429		0-2 1B		0-3 K			0-2 G4-3			3 0 1 0 0 1 1												
Brandon Claussen, R (1,1) Jacob Cruz, L (8,PH) OBP: 0.250, SLG: 0.143 56 Todd Coffey, R (8,1) D'Angelo Jimenez, S (7,PH) OBP: 0.261, SLG: 0.214 Joe Valentine, R (8,1)		0-3 K			1-2 F8		2-1 L5			1 0 0 0 0 1 2 1 0 0 0 0 0 0 0 0 0 0 0 0 0 1 0 0 0 0 0 0 0 0 0 0 0 0 0												
Inning Stats	R: 0 E: 0 K: 0 S: 7	H: 1 LOB: 1 BB: 0 P: 10	R: 0 E: 0 K: 2 S: 14	H: 1 LOB: 2 BB: 1 P: 20	R: 0 E: 0 K: 0 S: 5	H: 0 LOB: 0 BB: 0 P: 6	R: 1 E: 1 K: 2 S: 13	H: 1 LOB: 1 BB: 0 P: 18	R: 0 E: 0 K: 0 S: 11	H: 0 LOB: 1 BB: 1 P: 19		R: 0 E: 0 K: 0 S: 10	H: 1 LOB: 1 BB: 0 P: 14	R: 0 E: 0 K: 0 S: 7	H: 0 LOB: 0 BB: 0 P: 11	R: 0 E: 0 K: 0 S: 7	H: 0 LOB: 0 BB: 1 P: 14	R: 0 E: 0 K: 0 S: 8	H: 0 LOB: 0 BB: 0 P: 13	1B: 2 2B: 2 3B: 0 HR: 0	SF: 0 SAC: 0 DP: 1 HBP: 0	WP: 0 PB: 0 SB: 0 CS: 0
PITCHER	IP WLS BF H R ER SO BB IBB HBP BLK WP HR S P ERA WHIP											IP WLS BF H R ER SO BB IBB HBP BLK WP HR S P ERA WHIP										
22 Mark Prior, R (1,1) ERA: 1.42 Cliff Bartosh, L (8,1)	7.0 W 28 4 1 0 6 1 0 0 0 0 0 0 15 27 0.00 0.500											2.0 6 0 0 0 0 0 0 0 0 0 0 0 15 27 0.00 0.500										



Batter	1	2	3	4	5	6	7	8	9	AB	R	H	RBI	BB	SO	LOB	TOP					
Corey Patterson, L OBP: 0.304, SLG: 0.418 (1, 8)	F8	F8		G3-6-3		FC3-6		G4-3		5	0	0	0	0	0	5	Chicago Cubs @ St. Louis Cardinals Busch Stadium, St. Louis, MO Wed Apr 20 2005, 6:10 PM CDT Att: 44,855 - Cloudy - 65 F					
Neftali Feliz, S OBP: 0.316, SLG: 0.405 (1, 4) (3, 6)	E7 FC4	G6-3			G3		F9		K	5	0	0	0	0	1	1						
25 Derrek Lee, R OBP: 0.500, SLG: 0.732 (1, 3)	FC4 1B			1B 2B		16 2B WP		2B	1B G6-3	4	2	3	0	1	0	1						
16 Aramis Ramirez, R OBP: 0.369, SLG: 0.536 (1, 5)	1B BB			G5-3		G4-3 2B		2B	G6-3	3	0	1	1	1	2	0						
Jeremy Burnitz, L OBP: 0.349, SLG: 0.569 (1, 9)	1-2 1B			G6-4-3 1B		G4-3 2-3		F6	1B IBB	4	0	2	1	1	0	3						
Nomar Garciaparra, R OBP: 0.229, SLG: 0.176 Jerry Hairston, R OBP: 0.441, SLG: 0.407 (1, 6) (3, 4)	K			G6-4-3		K		K	1-2 2-3 1B	2	0	0	0	0	1	4						
Todd Hollandsworth, L OBP: 0.327, SLG: 0.391 (1, 7)		F9				3B SH 1B		F7	F8	5	0	2	0	0	0	3						
Michael Barrett, R OBP: 0.220, SLG: 0.362 (1, 2)				F7		F7 FC3-6 1B		G5-3		4	1	2	0	0	0	2						
3B Carlos Zambrano, S OBP: 0.417, SLG: 0.667 LaTroy Hawkins, R (9, 1)				SH G3-6-3 3B		B2		K		3	0	1	1	0	1	2						
Inning Stats	R: 1 E: 1 K: 1 S: 16	H: 1 LOB: 2 BB: 1 P: 22	R: 1 E: 0 K: 0 S: 13	H: 2 LOB: 1 BB: 0 P: 19	R: 0 E: 0 K: 0 S: 8	H: 2 LOB: 1 BB: 0 P: 11	R: 0 E: 0 K: 0 S: 6	H: 1 LOB: 1 BB: 0 P: 7	R: 1 E: 0 K: 1 S: 14	H: 1 LOB: 1 BB: 1 P: 24	R: 0 E: 0 K: 0 S: 9	H: 1 LOB: 2 BB: 1 P: 19	R: 0 E: 0 K: 1 S: 9	H: 1 LOB: 3 BB: 1 P: 10	R: 0 E: 0 K: 1 S: 11	H: 2 LOB: 3 BB: 1 P: 19		1B: 7 2B: 4 3B: 1 HR: 0	SF: 0 SAC: 1 DP: 2 HBP: 0	WP: 1 PB: 0 SB: 1 CS: 0	PA: 43	
PITCHER	IP WLS BF H R ER SO BB IBB HBP BLK WP HR S P ERA WHIP	IP WLS BF H R ER SO BB IBB HBP BLK WP HR S P ERA WHIP	IP WLS BF H R ER SO BB IBB HBP BLK WP HR S P ERA WHIP	IP WLS BF H R ER SO BB IBB HBP BLK WP HR S P ERA WHIP	IP WLS BF H R ER SO BB IBB HBP BLK WP HR S P ERA WHIP	IP WLS BF H R ER SO BB IBB HBP BLK WP HR S P ERA WHIP	IP WLS BF H R ER SO BB IBB HBP BLK WP HR S P ERA WHIP	IP WLS BF H R ER SO BB IBB HBP BLK WP HR S P ERA WHIP	IP WLS BF H R ER SO BB IBB HBP BLK WP HR S P ERA WHIP	IP WLS BF H R ER SO BB IBB HBP BLK WP HR S P ERA WHIP	IP WLS BF H R ER SO BB IBB HBP BLK WP HR S P ERA WHIP	IP WLS BF H R ER SO BB IBB HBP BLK WP HR S P ERA WHIP	IP WLS BF H R ER SO BB IBB HBP BLK WP HR S P ERA WHIP	IP WLS BF H R ER SO BB IBB HBP BLK WP HR S P ERA WHIP	IP WLS BF H R ER SO BB IBB HBP BLK WP HR S P ERA WHIP	IP WLS BF H R ER SO BB IBB HBP BLK WP HR S P ERA WHIP	IP WLS BF H R ER SO BB IBB HBP BLK WP HR S P ERA WHIP					
Jeff Suppan, R ERA: 3.38	6.1	L	31	9	3	2	2	3	0	0	0	0	0	0	0	0	1	0	71	106	2.84	1.895
34 Randy Flores, L ERA: 5.14	1.2		6	1	0	0	2	0	0	0	0	0	0	0	0	0	0	0	15	18	0.00	0.600
Julian Tavarez, R ERA: 8.44	0.2		5	2	0	0	1	0	1	0	0	0	0	0	0	0	0	0	8	15	0.00	3.000
Ray King, L ERA:	0.1		1	0	0	0	0	0	0	0	0	0	0	0	0	0	0	0	3	4	0.00	0.000

Batter	1	2	3	4	5	6	7	8	9	AB	R	H	RBI	BB	SO	LOB	BOTTOM					
22 David Eckstein, R OBP: 0.442, SLG: 0.341 (1, 6)	G5-3		G1-3 1B			CS 1B		P4		4	0	2	0	0	0	0	Chicago Cubs @ St. Louis Cardinals Busch Stadium, St. Louis, MO Wed Apr 20 2005, 6:10 PM CDT Att: 44,855 - Cloudy - 65 F					
Larry Walker, L OBP: 0.292, SLG: 0.326 (1, 9)	G4-3		G1-3			G3-1		F8		4	0	0	0	0	0	2						
5 Albert Pujols, R OBP: 0.345, SLG: 0.566 (1, 3)	G4-3		K			HR			G6-3	4	1	1	1	0	1	1						
15 Jim Edmonds, L OBP: 0.391, SLG: 0.730 (1, 8)		K		G3-1		1B		G4-3		4	0	1	0	0	1	0						
27 Scott Rolen, R OBP: 0.232, SLG: 0.370 (1, 5)		F7		G5-3		F9		2B		4	0	1	0	0	0	1						
John Mabry, L OBP: 0.273, SLG: 0.200 (1, 7)		E6		F9		F8		F8		4	0	0	0	0	0	1						
Abraham Nunez, S OBP: 0.438, SLG: 0.571 (1, 4)						L1		P6		2	0	0	0	1	0	0						
Einar Diaz, R OBP: 0.286, SLG: 0.429 (1, 2)						K		G6-3		3	0	0	0	0	1	2						
Jeff Suppan, R OBP: 0.167, SLG: 0.167 34 Randy Flores, L OBP: 0.125, SLG: 0.200 Roger Cedeno, S OBP: 0.125, SLG: 0.200 Julian Tavarez, L Ray King, L				G6-3		G3		G1-3		2	0	0	0	0	0	0						
Inning Stats	R: 0 E: 0 K: 0 S: 8	H: 0 LOB: 0 BB: 0 P: 12	R: 0 E: 1 K: 1 S: 15	H: 0 LOB: 2 BB: 1 P: 20	R: 0 E: 0 K: 1 S: 15	H: 1 LOB: 1 BB: 0 P: 19	R: 0 E: 0 K: 0 S: 7	H: 0 LOB: 0 BB: 0 P: 14	R: 0 E: 0 K: 0 S: 8	H: 0 LOB: 1 BB: 0 P: 8	R: 1 E: 0 K: 0 S: 8	H: 3 LOB: 1 BB: 0 P: 14	R: 0 E: 0 K: 0 S: 3	H: 0 LOB: 0 BB: 0 P: 6	R: 0 E: 0 K: 0 S: 7	H: 0 LOB: 0 BB: 0 P: 11		R: 0 E: 0 K: 0 S: 10	H: 1 LOB: 1 BB: 0 P: 16	1B: 3 2B: 1 3B: 0 HR: 1	SF: 0 SAC: 0 DP: 0 HBP: 0	WP: 0 PB: 0 SB: 0 CS: 1
PITCHER	IP WLS BF H R ER SO BB IBB HBP BLK WP HR S P ERA WHIP	IP WLS BF H R ER SO BB IBB HBP BLK WP HR S P ERA WHIP	IP WLS BF H R ER SO BB IBB HBP BLK WP HR S P ERA WHIP	IP WLS BF H R ER SO BB IBB HBP BLK WP HR S P ERA WHIP	IP WLS BF H R ER SO BB IBB HBP BLK WP HR S P ERA WHIP	IP WLS BF H R ER SO BB IBB HBP BLK WP HR S P ERA WHIP	IP WLS BF H R ER SO BB IBB HBP BLK WP HR S P ERA WHIP	IP WLS BF H R ER SO BB IBB HBP BLK WP HR S P ERA WHIP	IP WLS BF H R ER SO BB IBB HBP BLK WP HR S P ERA WHIP	IP WLS BF H R ER SO BB IBB HBP BLK WP HR S P ERA WHIP	IP WLS BF H R ER SO BB IBB HBP BLK WP HR S P ERA WHIP	IP WLS BF H R ER SO BB IBB HBP BLK WP HR S P ERA WHIP	IP WLS BF H R ER SO BB IBB HBP BLK WP HR S P ERA WHIP	IP WLS BF H R ER SO BB IBB HBP BLK WP HR S P ERA WHIP	IP WLS BF H R ER SO BB IBB HBP BLK WP HR S P ERA WHIP	IP WLS BF H R ER SO BB IBB HBP BLK WP HR S P ERA WHIP						
38 Carlos Zambrano, R ERA: 3.04	8.2	W	32	5	1	1	3	1	0	0	0	0	0	0	0	0	1	0	80	118	1.04	0.692
LaTroy Hawkins, R ERA: 2.64	0.1	S	1	0	0	0	0	0	0	0	0	0	0	0	0	0	0	0	1	2	0.00	0.000

Batter	1	2	3	4	5	6	7	8	9	AB	R	H	RBI	BB	SO	LOB	TOP					
Jerry Hairston, R OBP: 0.395, SLG: 0.355	G5-3		K			F8		P3		4	0	0	0	0	1	0	Chicago Cubs @ St. Louis Cardinals Busch Stadium, St. Louis, MO Thu Apr 21 2005, 12:10 PM CDT Att: 46,119 - Cloudy - 64 F					
Neft Perez, S OBP: 0.333, SLG: 0.415	1B			F7		16 WP CI 1B		F8		4	0	2	0	0	0	0						
Corey Patterson, L OBP: 0.306, SLG: 0.414	16 C4-3 1B			F8		CI 16 WP		K		3	0	1	0	0	1	0						
16 Aramis Ramirez, R OBP: 0.348, SLG: 0.500	G4-3			G6-3		K		F7		4	0	0	0	0	1	4						
Jeremy Burnitz, L OBP: 0.328, SLG: 0.532		G6-3			K	F8		P6		4	0	0	0	0	1	2						
25 Derek Lee, R OBP: 0.500, SLG: 0.717		F9			1B 24 FC1-5-2 1B		K			4	0	2	0	0	1	0						
Todd Hollandsworth, L OBP: 0.339, SLG: 0.386		G6-3			24 FC1-5-2 1B		G1-3			3	0	1	0	1	0	0						
24 Henry Blanco, R OBP: 0.071, SLG: 0.071			G3		1-2 FC1-5-2 1B					3	0	1	0	0	0	2						
Michael Barrett, R OBP: 0.216, SLG: 0.354					1-3 3-H 1B					1	0	0	0	0	1	2						
46 Ryan Dempster, R OBP: 0.125, SLG: 0.125			G4-3		G4-3					2	0	0	0	0	0	2						
29 Mike Fontenot, L (7, PH)					G4-3					1	0	0	0	0	0	1						
43 Michael Wuerztz, R (7, PH)							F7			0	0	0	0	0	0	0						
Mike Remlinger, L (8, 1)										0	0	0	0	0	0	0						
Chad Fox, R (8, 1)										0	0	0	0	0	0	0						
Inning Stats	R: 0 E: 0 K: 0 S: 7	H: 2 LOB: 1 BB: 0 P: 9	R: 0 E: 0 K: 0 S: 8	H: 0 LOB: 0 BB: 0 P: 11	R: 0 E: 0 K: 1 S: 9	H: 0 LOB: 0 BB: 0 P: 13	R: 0 E: 0 K: 0 S: 4	H: 0 LOB: 0 BB: 0 P: 6	R: 0 E: 0 K: 1 S: 14	H: 2 LOB: 2 BB: 0 P: 17	R: 0 E: 1 K: 1 S: 12	H: 1 LOB: 1 BB: 0 P: 16	R: 0 E: 0 K: 1 S: 9	H: 1 LOB: 1 BB: 0 P: 13	R: 0 E: 0 K: 1 S: 8	H: 0 LOB: 0 BB: 0 P: 9	R: 0 E: 0 K: 1 S: 10	H: 1 LOB: 2 BB: 1 P: 19	1B: 7 2B: 0 3B: 0 HR: 0	SF: 0 SAC: 0 DP: 1 HBP: 0	WP: 1 PB: 0 SB: 0 CS: 0	PA: 35
PITCHER 29 Chris Carpenter, R ERA: 4.15	IP: 9.0 WLS: W BF: 35 H: 7 R: 0 ER: 0 SO: 6 BB: 1 IBB: 0 HBP: 0 BLK: 0 WP: 1 HR: 0 S: 81 P: 113 ERA: 0.00 WHIP: 0.889															PITCHER						

AB	33
R	0
H	7
RBI	0
BB	1
SO	6
LOB	13



Batter	1	2	3	4	5	6	7	8	9	AB	R	H	RBI	BB	SO	LOB	BOTTOM				
22 David Eckstein, R OBP: 0.429, SLG: 0.333	F8		F7					P3		4	0	1	0	0	0	0	Chicago Cubs @ St. Louis Cardinals Busch Stadium, St. Louis, MO Thu Apr 21 2005, 12:10 PM CDT Att: 46,119 - Cloudy - 64 F				
Larry Walker, L OBP: 0.308, SLG: 0.391	G4-3			15 1B 27 2B BB	F8			HR		3	2	1	1	1	0	1					
5 Albert Pujols, R OBP: 0.355, SLG: 0.579					FC4			27 HR 2B		4	1	2	0	0	0	2					
15 Jim Edmonds, L OBP: 0.380, SLG: 0.683	K			27 2B 1B				K		4	0	1	0	0	3	2					
27 Scott Rolen, R OBP: 0.267, SLG: 0.456					G4-6-3 BB			HR		3	1	2	3	1	0	0					
Mark Grudzielanek, R OBP: 0.292, SLG: 0.250					G4-6-3 1-2			G5-3		4	0	0	0	0	1	3					
Reggie Sanders, R OBP: 0.289, SLG: 0.571					P4					2	0	0	0	1	1	0					
4 Yadier Molina, R OBP: 0.163, SLG: 0.167					P4					3	0	0	0	0	0	3					
29 Chris Carpenter, R (1, 1)					G5-3					3	0	0	0	0	1	0					
Inning Stats	R: 0 E: 0 K: 1 S: 10	H: 1 LOB: 1 BB: 0 P: 15	R: 0 E: 0 K: 0 S: 6	H: 0 LOB: 0 BB: 1 P: 13	R: 0 E: 0 K: 0 S: 7	H: 0 LOB: 0 BB: 0 P: 8	R: 1 E: 0 K: 1 S: 15	H: 2 LOB: 2 BB: 2 P: 31	R: 0 E: 0 K: 1 S: 7	H: 1 LOB: 1 BB: 0 P: 16	R: 0 E: 0 K: 1 S: 9	H: 0 LOB: 0 BB: 0 P: 15	R: 0 E: 0 K: 1 S: 15	H: 3 LOB: 0 BB: 0 P: 23	R: 3 E: 0 K: 1 S: 15	H: 3 LOB: 0 BB: 0 P: 23		1B: 3 2B: 2 3B: 0 HR: 2	SF: 0 SAC: 0 DP: 1 HBP: 0	WP: 0 PB: 0 SB: 0 CS: 0	PA: 33
PITCHER 46 Ryan Dempster, R ERA: 4.57 43 Michael Wuerztz, R ERA: 1.13 Mike Remlinger, L ERA: 7.94 Chad Fox, R ERA: 4.05	IP: 6.0 WLS: L BF: 24 H: 4 R: 1 ER: 1 SO: 4 BB: 1 IBB: 0 HBP: 0 BLK: 0 WP: 0 HR: 0 S: 12 P: 19 ERA: 1.50 WHIP: 1.000															PITCHER					



Batter	1	2	3	4	5	6	7	8	9	AB	R	H	RBI	BB	SO	LOB	TOP																					
Matt Lawton, L (1, 9) OBP: 0.388, SLG: 0.397	G3			P3-4 HBP		G3		F8-6		3	0	0	0	0	0	1																						
Tike Redman, L (1, 8) OBP: 0.225, SLG: 0.278	G6-3			P3-4 1-1f		G6-3		F7		4	0	0	0	0	0	1																						
Jason Bay, R (1, 7) OBP: 0.355, SLG: 0.464	G6-3			3B		K		HR		4	1	2	1	0	1	0																						
Craig Wilson, R (1, 3) OBP: 0.375, SLG: 0.278		G5-3		K		K		WP 1B		3	2	1	0	1	1	1																						
Rob Mackowiak, L (1, 4) (9, 5) OBP: 0.380, SLG: 0.435	G3				L1			S 2B 1B		4	1	1	1	0	1	1																						
Bobby Hill, S (1, 5) OBP: 0.480, SLG: 0.545					P6			1-H 2B 1B		3	0	1	1	0	0	0																						
12 Freddy Sanchez, R (9, PH) OBP: 0.375, SLG: 0.407		G5-3						1-H 2B		1	0	1	1	0	0	0																						
2 Jack Wilson, R (1, 6) OBP: 0.171, SLG: 0.149				G1-3		G6-3		G1-3		4	0	0	0	0	0	2																						
David Ross, R (1, 2) OBP: 0.250, SLG: 0.543				F8		G6-3		K		3	0	0	0	0	1	0																						
Mark Redman, L (1, 1) Darby Ward, L (8, PH) Alfredo Arreola, S (8, PR) 16 Salomon Torres, R (8, 1) 34 John Grabow, L (8, 1) Jose Mesa, R (8, 1)				G4-3		G4-3		F8-6 S BB		2	0	0	0	0	0	0																						
Inning Stats	R: 0 E: 0 K: 0 S: 8	H: 0 LOB: 0 BB: 0 P: 12	R: 0 E: 0 K: 0 S: 4	H: 0 LOB: 0 BB: 0 P: 6	R: 0 E: 0 K: 0 S: 8	H: 0 LOB: 0 BB: 0 P: 11	R: 0 E: 0 K: 1 S: 11	H: 1 LOB: 1 BB: 0 P: 16	R: 0 E: 0 K: 0 S: 6	H: 0 LOB: 0 BB: 0 P: 9	R: 0 E: 0 K: 0 S: 6	H: 0 LOB: 0 BB: 0 P: 8	R: 2 E: 0 K: 1 S: 14	H: 3 LOB: 1 BB: 0 P: 20	R: 0 E: 0 K: 1 S: 8	H: 0 LOB: 1 BB: 1 P: 14	R: 2 E: 0 K: 1 S: 13	H: 2 LOB: 1 BB: 1 P: 28	1B: 2 2B: 3 3B: 2 HR: 1	SF: 0 SAC: 0 DP: 2 HBP: 1	WP: 1 PA: 34 PB: 0 SB: 3 CS: 0																	
PITCHER	IP	WLS	BF	H	R	ER	SO	BB	IBB	HBP	BLK	WP	HR	S	P	ERA	WHIP	PITCHER				IP	WLS	BF	H	R	ER	SO	BB	IBB	HBP	BLK	WP	HR	S	P	ERA	WHIP
Greg Maddux, R (1, 1) ERA: 4.5	8.0		28	4	2	2	3	1	0	1	0	1	0	65	96	2.25	0.625																					
LaTroy Hawkins, R (9, 1) ERA: 5.14	0.2	L	4	1	2	2	1	1	0	0	0	0	1	8	19	27.00	3.000																					
Glendon Rusch, L (9, 1) ERA: 2.0	0.1		2	1	0	0	0	0	0	0	0	0	0	5	9	0.00	3.000																					

Pittsburgh Pirates @ Chicago Cubs
Wrigley Field, Chicago, IL
Sat Apr 23 2005, 1:20 PM CDT
Att: 37,695 - Cloudy - 36 F

AB 31
R 4
H 6
RBI 4
BB 2
SO 4
LOB 6



Batter	1	2	3	4	5	6	7	8	9	AB	R	H	RBI	BB	SO	LOB	BOTTOM																					
Jerry Hairston, R (1, 4) OBP: 0.381, SLG: 0.371	L6				FC5-4 1-2f		F9			4	0	1	1	0	0	2																						
Ben Grievie, L (9, PH) OBP: 1.000, SLG: 1.000				2B						1	0	1	0	0	0	0																						
5 Ronny Cedeno, R (9, PR)										0	0	0	0	0	0	0																						
Corey Patterson, L (1, 8) OBP: 0.299, SLG: 0.440	G3			P4		F8		HR		5	1	1	1	0	1	4																						
25 Derrek Lee, R (1, 3) OBP: 0.500, SLG: 0.714	K			K		16 CS BB		G6-3 2B		3	0	1	0	1	2	2																						
16 Aramis Ramirez, R (1, 5) OBP: 0.342, SLG: 0.476		G4-3		G4-3		2B BB		F8		3	1	0	0	1	0	1																						
Jason Dubois, R (1, 7) OBP: 0.400, SLG: 0.611				F8		2B BB		G6-3		3	0	2	1	0	0	0																						
Jose Macias, S (8, PH) OBP: 0.133, SLG: 0.143				G4-6-3 1B		1-H 2B		2-3		1	0	0	0	0	0	1																						
LaTroy Hawkins, R (9, 1)						1-H 2B				0	0	0	0	0	0	0																						
Glendon Rusch, L (9, 1)				G4-6-3 1-2f		K		K		4	0	0	0	0	3	3																						
Jeremy Burnitz, L (1, 9) OBP: 0.310, SLG: 0.500				K		K		K																														
Michael Barrett, R (1, 2) OBP: 0.218, SLG: 0.333				FC5-6 1B BB		F9		G3		3	0	0	0	1	0	0																						
Nelfi Perez, S (1, 6) OBP: 0.391, SLG: 0.455				FC5-6 2B 1B		FC5-4 1B		SH2-4 BB		3	1	3	0	1	0	0																						
Greg Maddux, R (1, 1) ERA: 2.39				FC5-6 2B		K		SH2-4		2	0	0	0	0	1	3																						
Todd Hollandsworth, L (9, 7) ERA: 4.5				1-2 2-3f		K		1-2		1	0	0	0	0	1	1																						
Inning Stats	R: 0 E: 0 K: 1 S: 9	H: 0 LOB: 0 BB: 0 P: 12	R: 0 E: 0 K: 0 S: 4	H: 1 LOB: 0 BB: 0 P: 5	R: 1 E: 0 K: 1 S: 17	H: 2 LOB: 2 BB: 1 P: 31	R: 0 E: 0 K: 1 S: 7	H: 0 LOB: 0 BB: 0 P: 10	R: 0 E: 0 K: 1 S: 9	H: 1 LOB: 1 BB: 0 P: 13	R: 1 E: 0 K: 1 S: 15	H: 1 LOB: 1 BB: 2 P: 25	R: 0 E: 0 K: 0 S: 8	H: 0 LOB: 1 BB: 1 P: 12	R: 1 E: 0 K: 1 S: 12	H: 2 LOB: 1 BB: 0 P: 16	R: 0 E: 0 K: 2 S: 14	H: 2 LOB: 2 BB: 0 P: 19	1B: 5 2B: 3 3B: 0 HR: 1	SF: 0 SAC: 1 DP: 1 HBP: 0	WP: 0 PA: 38 PB: 0 SB: 0 CS: 1																	
PITCHER	IP	WLS	BF	H	R	ER	SO	BB	IBB	HBP	BLK	WP	HR	S	P	ERA	WHIP	PITCHER				IP	WLS	BF	H	R	ER	SO	BB	IBB	HBP	BLK	WP	HR	S	P	ERA	WHIP
Mark Redman, L (1, 1) ERA: 2.39	7.0		28	5	2	2	5	4	0	0	0	0	1	7	11	27.00	6.000																					
16 Salomon Torres, R (8, 1) ERA: 4.5	0.1		3	2	1	1	0	0	0	0	0	0	0	1	7	27.00	6.000																					
34 John Grabow, L (8, 1) ERA: 2.84	0.2	W	2	0	0	0	1	0	0	0	0	0	0	5	5	0.00	0.000																					
Jose Mesa, R (9, 1) ERA: 1.5	1.0	S	5	2	0	0	2	0	0	0	0	0	0	14	19	0.00	2.000																					

Pittsburgh Pirates @ Chicago Cubs
Wrigley Field, Chicago, IL
Sat Apr 23 2005, 1:20 PM CDT
Att: 37,695 - Cloudy - 36 F

AB 33
R 3
H 9
RBI 3
BB 4
SO 8
LOB 17



Batter	1	2	3	4	5	6	7	8	9	AB	R	H	RBI	BB	SO	LOB	TOP				
Matt Lawton, L (1, 9) OBP: 0.405, SLG: 0.414	4-1 CS BB		4-2 BB		3-2 2B		2-1 F7			2	0	1	0	2	0	1					
Rob Mackowiak, L (1, 4) OBP: 0.352, SLG: 0.400	1-3 1-2 K		0-0 P3		0-0 G4-3		0-0 F9			4	0	0	0	0	1	4					
Jason Bay, R (1, 8) OBP: 0.338, SLG: 0.438	1-3 K		1-3 K			1-1 G6-3		1-3 K		4	0	0	0	0	3	1					
Daryle Ward, L (1, 3) OBP: 0.319, SLG: 0.463		4-0 FC1-6 BB	3-3 K			0-1 1B		4-2 G3-6-3 BB		2	0	1	0	2	1	1					
Bobby Hill, S (1, 5) OBP: 0.448, SLG: 0.500		1-2 FC1-6 11 2B 1-2		1-1 G5-3		1-1 1B		0-0 G3-6-3		4	1	1	0	0	0	2					
Craig Wilson, R (1, 7) OBP: 0.353, SLG: 0.259		0-0 F8		1-3 K		2-3 K			2-3 K	4	0	0	0	0	3	3					
11 Humberto Cota, R (1, 2) OBP: 0.182, SLG: 0.455		1-1 1-3 12 2B		0-0 L4		0-1 F9			1-2 G3	4	1	1	0	0	0	2					
12 Freddy Sanchez, R (1, 6) OBP: 0.417, SLG: 0.500		0-1 2H 3-H 2-3 2B				2-3 K		0-2 G6-3 2B		3	0	2	2	1	1	0					
Dave Williams, L (1, 1) OBP: 0.167, SLG: 0.167						2-3 K		3-2 G6-3		2	0	0	0	0	2	1					
Ty Wigington, R (7, PH) OBP: 0.160, SLG: 0.184										1	0	0	0	0	0	1					
Ryan Vogelsong, R (7, 1) OBP: 0.220, SLG: 0.270										0	0	0	0	0	0	0					
Tike Redman, L (9, PH)										1	0	0	0	0	1	1					
Inning Stats	R: 0 E: 0 K: 2 S: 7	H: 0 LOB: 0 BB: 1 P: 13	R: 2 E: 0 K: 1 S: 11	H: 2 LOB: 1 BB: 1 P: 19	R: 0 E: 0 K: 2 S: 10	H: 0 LOB: 1 BB: 1 P: 18	R: 0 E: 0 K: 1 S: 6	H: 0 LOB: 0 BB: 0 P: 8	R: 0 E: 0 K: 2 S: 11	H: 2 LOB: 2 BB: 0 P: 15	R: 0 E: 0 K: 0 S: 13	H: 1 LOB: 1 BB: 0 P: 18	R: 0 E: 0 K: 1 S: 7	H: 0 LOB: 0 BB: 1 P: 12	R: 0 E: 0 K: 2 S: 12	H: 0 LOB: 1 BB: 1 P: 20	1B: 2 2B: 5 3B: 0 HR: 0	SF: 0 SAC: 0 DP: 2 HBP: 0	WP: 0 PB: 0 SB: 0 CS: 1	PA: 36	
PITCHER	IP	WLS	BF	H	R	ER	SO	BB	IBB	HBP	BLK	WP	HR	S	P	ERA	WHIP				
34 Kerry Wood, R (1, 1) ERA: 5.79	5.0	W	20	3	2	2	8	3	0	0	0	0	0	45	76	3.60	1.200				
Glendon Rusch, L (6, 1) ERA: 1.54	2.0	H	9	3	0	0	1	0	0	0	0	0	0	24	33	0.00	1.500				
43 Michael Wurtz, R (8, 1) ERA: 1.0	1.0	H	3	0	0	0	1	1	0	0	0	0	0	7	12	0.00	1.000				
Chad Fox, R (9, 1) ERA: 3.52	1.0	S	4	0	0	0	2	1	0	0	0	0	0	12	20	0.00	1.000				

Pittsburgh Pirates @ Chicago Cubs
Wrigley Field, Chicago, IL
Sun Apr 24 2005, 1:20 PM CDT
Att: 37,452 - Sunny - 42 F


AB 31
R 2
H 6
RBI 2
BB 5
SO 12
LOB 17



Batter	1	2	3	4	5	6	7	8	9	AB	R	H	RBI	BB	SO	LOB	BOTTOM				
Jerry Hairston, R (1, 8) OBP: 0.356, SLG: 0.342	1-1 G3		0-2 P4-3 1-1		1-1 F9			0-1 SH1-3		3	0	0	0	0	0	1					
Nefti Perez, S (1, 4) OBP: 0.420, SLG: 0.563	1-1 25 G4-3 2B			1-0 HR	3-3 K			1-1 BB 25 1B		4	1	3	2	0	1	0					
25 Derrek Lee, R (1, 3) OBP: 0.488, SLG: 0.687	2-1 G4-3			2-1 1B HR		1-0 F9		1-1 P4		4	1	1	0	0	0	2					
16 Aramis Ramirez, R (1, 5) OBP: 0.351, SLG: 0.470	1-1 G1-3			1-0 1B HR	1-2 1B	1-3 K		4-0 BB		3	1	1	0	1	1	1					
Jason Dubois, R (1, 7) OBP: 0.348, SLG: 0.524			0-0 G6-3		1-3 K			4-0 BB		3	0	0	0	0	2	2					
Todd Hollandsworth, L (8, PH) OBP: 0.345, SLG: 0.350								1-2 2-3 BB		0	0	0	0	1	0	0					
Jeremy Burnitz, L (1, 9) OBP: 0.307, SLG: 0.529		3-3 K		1-0 1H 2H HR		3-1 P6		3-2 F9		4	1	1	3	0	1	3					
Michael Barrett, R (1, 2) OBP: 0.207, SLG: 0.315		0-0 G6-3		0-2 F8		3-2 G6-3				3	0	0	0	0	0	0					
5 Ronny Cedeno, R (1, 6) OBP: 0.250, SLG: 0.286			3-2 F9		0-2 P6					3	0	0	0	0	0	0					
43 Michael Wurtz, R (8, 1) OBP: 0.207, SLG: 0.315										0	0	0	0	0	0	0					
Chad Fox, R (9, 1) ERA: 3.52										0	0	0	0	0	0	0					
34 Kerry Wood, R (1, 1) ERA: 5.79	6.0	L	23	5	4	4	5	1	0	0	0	0	0	19	41	4.50	1.500				
Glendon Rusch, L (6, 1) ERA: 1.54	2.0		10	2	1	1	0	1	1	0	0	0	0	7	12	0.00	1.000				
Corey Patterson, L (8, 8) ERA: 6.66										1	1	1	0	0	0	0					
Inning Stats	R: 0 E: 0 K: 0 S: 8	H: 1 LOB: 1 BB: 0 P: 13	R: 0 E: 0 K: 1 S: 6	H: 0 LOB: 0 BB: 0 P: 9	R: 0 E: 0 K: 0 S: 10	H: 0 LOB: 0 BB: 1 P: 17	R: 4 E: 0 K: 1 S: 15	H: 4 LOB: 0 BB: 0 P: 21	R: 0 E: 0 K: 2 S: 7	H: 0 LOB: 0 BB: 0 P: 10	R: 0 E: 0 K: 0 S: 8	H: 0 LOB: 0 BB: 0 P: 17	R: 1 E: 0 K: 0 S: 11	H: 2 LOB: 2 BB: 2 P: 24	R: 0 E: 0 K: 0 S: 12	H: 0 LOB: 1 BB: 1 P: 20	1B: 4 2B: 2 3B: 0 HR: 2	SF: 0 SAC: 1 DP: 1 HBP: 0	WP: 0 PB: 1 SB: 0 CS: 0	PA: 33	
PITCHER	IP	WLS	BF	H	R	ER	SO	BB	IBB	HBP	BLK	WP	HR	S	P	ERA	WHIP				
Dave Williams, L (1, 1) ERA: 3.57	6.0	L	23	5	4	4	5	1	0	0	0	0	0	19	41	4.50	1.500				
Ryan Vogelsong, R (7, 1) ERA: 6.66	2.0		10	2	1	1	0	1	1	0	0	0	0	7	12	0.00	1.000				

Pittsburgh Pirates @ Chicago Cubs
Wrigley Field, Chicago, IL
Sun Apr 24 2005, 1:20 PM CDT
Att: 37,452 - Sunny - 42 F

AB 29
R 5
H 7
RBI 5
BB 3
SO 5
LOB 9



Batter	1	2	3	4	5	6	7	8	9	AB	R	H	RBI	BB	SO	LOB	TOP						
6 Ryan Freel, R OBP: 0.457, SLG: 0.462 (1, 4)	F8	K		F9			K	1B		5	0	1	0	0	2	3	Cincinnati Reds @ Chicago Cubs Wrigley Field, Chicago, IL Mon Apr 25 2005, 7:05 PM CDT Att: 38,013 - Partly Cloudy - 59 F						
Ken Griffey Jr., L OBP: 0.318, SLG: 0.328 (1, 8)	2B		1B		G4-3		2B	G6-3		5	1	3	0	0	0	2							
Sean Casey, L OBP: 0.329, SLG: 0.329 (1, 3)	F8		F8		G4-3		F8		BB	4	2	1	0	1	0	3							
Joe Randa, R OBP: 0.382, SLG: 0.516 (1, 5)	BB		K		G4-3		1H	2B	HR	3	1	1	1	2	1	2							
Adam Dunn, L OBP: 0.435, SLG: 0.750 (1, 7)	K		K		2H		2B		HR	4	1	2	4	1	2	3							
Austin Kearns, R OBP: 0.298, SLG: 0.340 (1, 9)		K		HR	G4-3		K		P3	5	1	1	1	0	2	3							
Rich Aurilia, R OBP: 0.263, SLG: 0.407 (1, 6)	K		1B		G4-3		G6-3		DI	4	0	1	0	1	1	1							
Jason LaRue, R OBP: 0.350, SLG: 0.245 (1, 2)	BB		K		K		E6	1B	P4	4	0	0	0	1	2	2							
Paul Wilson, R OBP: 0.200, SLG: 0.200 (7, 1)		B1		K			K		K	3	0	0	0	0	2	3							
Ben Weber, R OBP: 0.250, SLG: 0.273 (8, PH)										0	0	0	0	0	0	0							
Kent Mercker, L OBP: 0.100, SLG: 0.100 (7, 1)										0	0	0	0	0	0	0							
Jacob Cruz, R OBP: 0.100, SLG: 0.100 (8, PH)										1	0	0	0	0	1	1							
56 Todd Coffey, R OBP: 0.100, SLG: 0.100 (8, 1)										0	0	0	0	0	0	0							
Wily Mo Peña, R OBP: 0.370, SLG: 0.633 (8, PH)										1	0	0	0	0	1	1							
Inning Stats	R: 0 E: 0 K: 1 S: 14	H: 1 LOB: 2 BB: 1 P: 25	R: 0 E: 0 K: 3 S: 15	H: 0 LOB: 2 BB: 1 P: 21	R: 0 E: 0 K: 2 S: 11	H: 1 LOB: 1 BB: 0 P: 17	R: 1 E: 0 K: 2 S: 12	H: 2 LOB: 1 BB: 0 P: 16	R: 1 E: 0 K: 0 S: 7	H: 2 LOB: 1 BB: 0 P: 14	R: 0 E: 0 K: 2 S: 9	H: 0 LOB: 0 BB: 0 P: 13	R: 1 E: 0 K: 2 S: 16	H: 2 LOB: 2 BB: 1 P: 26	R: 0 E: 1 K: 1 S: 11	H: 1 LOB: 2 BB: 0 P: 17	R: 3 E: 0 K: 1 S: 16	H: 1 LOB: 1 BB: 3 P: 35	1B: 5 2B: 3 3B: 0 HR: 2	SF: 0 SAC: 0 DP: 0 HBP: 0	WP: 1 PB: 0 SB: 0 CS: 0	PA: 45	
PITCHER	IP WLS BF H R ER SO BB IBB HBP BLK WP HR S P ERA WHIP																						
22 Mark Prior, R ERA: 0.95 Cliff Bartosh, L ERA: 2.57 43 Michael Wuerz, R ERA: 0.96 LaTroy Hawkins, R ERA: 4.5 Chad Fox, R ERA: 6.75	(1, 1) (7, 1) (8, 1) (9, 1)	6.0 0.2 0.1 1.0 0.1	W H H 5 5	BF 27 5 1 5	H 6 2 0 1	R 2 1 0 3	ER 2 1 0 3	SO 10 1 1 0	BB 2 1 0 3	IBB 0 0 0 0	HBP 0 0 0 0	BLK 0 0 0 0	WP 1 0 0 0	HR 1 0 0 1	S 68 13 4 11	P 106 22 4 17 25	ERA 3.00 13.50 0.00 0.00 81.00	WHIP 1.333 4.500 0.000 1.000 12.000					
PITCHER	IP WLS BF H R ER SO BB IBB HBP BLK WP HR S P ERA WHIP																						
Mike Remlinger, L ERA: 7.11	(9, 1)	0.2	W 2	BF 0	H 0	R 0	ER 0	SO 1	BB 0	IBB 0	HBP 0	BLK 0	WP 0	HR 0	S 5	P 10	ERA 0.00	WHIP 0.000					

AB	39
R	6
H	10
RBI	6
BB	6
SO	14
LOB	24



Batter	1	2	3	4	5	6	7	8	9	AB	R	H	RBI	BB	SO	LOB	BOTTOM						
Jerry Hairston, R OBP: 0.380, SLG: 0.381 (1, 8)	P2			1B	25	2B	P4	HR		4	3	2	0	0	0	2	Cincinnati Reds @ Chicago Cubs Wrigley Field, Chicago, IL Mon Apr 25 2005, 7:05 PM CDT Att: 38,013 - Partly Cloudy - 59 F						
Neftali Perez, S OBP: 0.418, SLG: 0.604 (1, 6)	K		B2	25	2B		G3-1	HR		5	2	2	4	0	1	1							
25 Derrek Lee, R OBP: 0.494, SLG: 0.690 (1, 3)	G4-3		1B	1B	2B		G6-3			4	2	2	2	1	0	0							
16 Aramis Ramirez, R OBP: 0.341, SLG: 0.443 (1, 5)		F7		F8	F8		L5			4	1	0	0	1	0	3							
Jeromy Burnitz, L OBP: 0.304, SLG: 0.521 (1, 9)	G4-3		1B	1B	P5		SF8			3	0	1	2	0	0	1							
Michael Barrett, R OBP: 0.242, SLG: 0.379 (1, 2)	G4-3		1B				G1-3	2B		4	0	3	2	0	0	0							
Todd Hollandsworth, L OBP: 0.323, SLG: 0.352 (1, 7)			K	P4			G1-3	P2		4	0	0	0	0	1	4							
Jose Macias, S OBP: 0.211, SLG: 0.176 (1, 4)		F8		1B	22	SH3		F7		3	1	1	0	1	0	0							
22 Mark Prior, R ERA: 0.420, SLG: 0.420 (8, PH)										1	0	0	0	0	0	0							
Corey Patterson, L ERA: 0.304, SLG: 0.442 (7, 1)										0	0	0	0	0	0	0							
Cliff Bartosh, L ERA: 2.57 (7, 1)										0	0	0	0	0	0	0							
43 Michael Wuerz, R ERA: 0.96 (8, 1)										0	0	0	0	0	0	0							
LaTroy Hawkins, R ERA: 4.5 (8, PH)										1	1	1	0	0	0	0							
Ben Greive, L ERA: 1.000 (8, 1)										0	0	0	0	0	0	0							
Chad Fox, R ERA: 6.75 (8, 1)										0	0	0	0	0	0	0							
Mike Remlinger, L ERA: 7.11 (8, 1)										0	0	0	0	0	0	0							
Inning Stats	R: 0 E: 0 K: 1 S: 10	H: 0 LOB: 0 BB: 0 P: 13	R: 0 E: 0 K: 0 S: 5	H: 0 LOB: 0 BB: 0 P: 10	R: 0 E: 0 K: 1 S: 6	H: 0 LOB: 0 BB: 0 P: 12	R: 2 E: 0 K: 0 S: 13	H: 3 LOB: 2 BB: 1 P: 19	R: 3 E: 0 K: 0 S: 17	H: 4 LOB: 1 BB: 0 P: 22	R: 0 E: 0 K: 1 S: 11	H: 1 LOB: 2 BB: 1 P: 16	R: 2 E: 0 K: 0 S: 12	H: 2 LOB: 1 BB: 1 P: 24	R: 3 E: 0 K: 0 S: 10	H: 2 LOB: 0 BB: 0 P: 15	1B: 7 2B: 4 3B: 0 HR: 1	SF: 1 SAC: 1 DP: 0 HBP: 1	WP: 0 PB: 0 SB: 1 CS: 0	PA: 40			
PITCHER	IP WLS BF H R ER SO BB IBB HBP BLK WP HR S P ERA WHIP																						
Paul Wilson, R ERA: 6.0 Ben Weber, R ERA: 7.88 Kent Mercker, L ERA: 4.15 56 Todd Coffey, R ERA: 11.25	(1, 1) (7, 1) (7, 1) (8, 1)	6.0 0.1 0.2 1.0	L 3 3 6	BF 28 1 2	H 8 2 3	R 0 1 2	ER 5 2 3	SO 3 0 3	BB 2 0 0	IBB 0 0 1	HBP 0 0 0	BLK 0 0 0	WP 0 0 0	HR 0 0 1	S 62 6 10	P 92 16 8 15	ERA 7.50 54.00 0.00 27.00	WHIP 1.667 6.000 1.500 2.000					
PITCHER	IP WLS BF H R ER SO BB IBB HBP BLK WP HR S P ERA WHIP																						

AB	34
R	10
H	12
RBI	10
BB	3
SO	3
LOB	13



Batter	1	2	3	4	5	6	7	8	9	AB	R	H	RBI	BB	SO	LOB	TOP										
D'Angelo Jimenez, S OBP: 0.315, SLG: 0.250	1-3 K		1-2 G3-1	2-2 G5-3		1-1 1B	1-0 F9			5	0	1	0	0	1	2											
Ken Griffey Jr., L OBP: 0.325, SLG: 0.342	0-3 K		0-2 BB 1B	0-0 G6-3		0-0 1B		0-0 F9		5	1	2	0	0	1	0											
Sean Casey, L OBP: 0.322, SLG: 0.316	3-3 K		0-0 BB HR 1B	0-1 G4-3		4-2 G5-4-3 BB		0-1 G6-3		4	1	1	0	1	1	0											
Joe Randa, R OBP: 0.402, SLG: 0.500		2-2 G4-3	4-0 BB HR BB		1-1 L7	0-0 G5-4-3		3-1 L9		4	1	0	0	1	0	3											
Adam Dunn, L OBP: 0.450, SLG: 0.766		4-1 2B BB	3-3 K		0-0		2-2 G3-1		0-0 P5	4	1	1	0	1	1	3											
Austin Kearns, R OBP: 0.328, SLG: 0.368		2-1 G4-3 2B	4-2 HR BB		1-0 P2		1-2 G6-3 1B 2B		3-3 K2-3	4	2	2	2	1	1	1											
Felipe Lopez, S OBP: 0.345, SLG: 0.538		2-0 G4-3	0-1 HR		4-0 IBB		1-2 G6-3		0-3 K	4	1	1	4	1	1	2											
Jason LaRue, R OBP: 0.375, SLG: 0.255		4-0 IBB	2-0 1B		0-0 F9		4-1 1B BB			2	0	1	0	2	0	2											
39 Aaron Harang, R 25 David Weathers, R Jacob Cruz, L Joe Valentine, R Kent Mercker, L 31 Matt Belisle, R	0-3 K		1-3 K			1-3 K		2-1 1B		3	0	0	0	0	3	3											
Inning Stats	R: 0 E: 0 K: 3 S: 9	H: 0 LOB: 0 BB: 0 P: 13	R: 1 E: 0 K: 1 S: 10	H: 1 LOB: 2 BB: 2 P: 24	R: 5 E: 0 K: 2 S: 18	H: 4 LOB: 1 BB: 2 P: 33	R: 0 E: 0 K: 0 S: 6	H: 0 LOB: 0 BB: 0 P: 8	R: 0 E: 0 K: 0 S: 5	H: 1 LOB: 2 BB: 1 P: 11	R: 0 E: 0 K: 1 S: 9	H: 2 LOB: 2 BB: 1 P: 15	R: 0 E: 0 K: 0 S: 14	H: 2 LOB: 2 BB: 1 P: 25	R: 0 E: 0 K: 0 S: 5	H: 0 LOB: 0 BB: 0 P: 8	R: 0 E: 0 K: 2 S: 7	H: 0 LOB: 0 BB: 0 P: 10	1B: 6 2B: 3 3B: 0 HR: 1	SF: 0 SAC: 0 DP: 1 HBP: 0	WP: 0 PB: 0 SB: 0 CS: 0	PA: 43					
PITCHER	IP	WLS	BF	H	R	ER	SO	BB	IBB	HBP	BLK	WP	HR	S	P	ERA	WHIP										
46 Ryan Dempster, R ERA: 5.67	5.1		29	8	6	6	7	3	2	0	0	0	1	54	97	10.12	2.062										
13 Will Ohman, L ERA:	0.2		2	0	0	0	0	1	0	0	0	0	0	3	7	0.00	1.500										
44 Roberto Novoa, R ERA: 9.0	1.0		6	2	1	1	0	1	0	0	0	0	0	14	25	9.00	3.000										
Glendon Rusch, L ERA: 2.03	1.0		3	0	0	0	0	0	0	0	0	0	0	5	8	0.00	0.000										
LaTroy Hawkins, R ERA: 4.0	1.0	W	3	0	0	0	2	0	0	0	0	0	0	7	10	0.00	0.000										

Cincinnati Reds @ Chicago Cubs
Wrigley Field, Chicago, IL
Wed Apr 27 2005, 1:20 PM CDT
Att: 38,014 - Cloudy - 48 F

AB	36
R	7
H	10
RBI	7
BB	7
SO	9
LOB	16

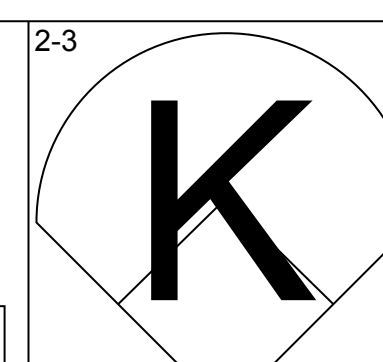
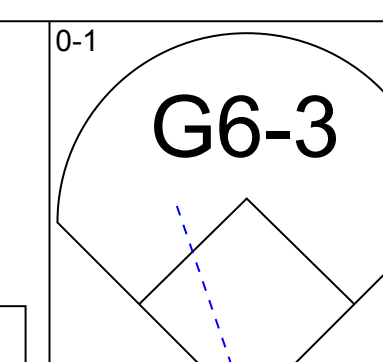
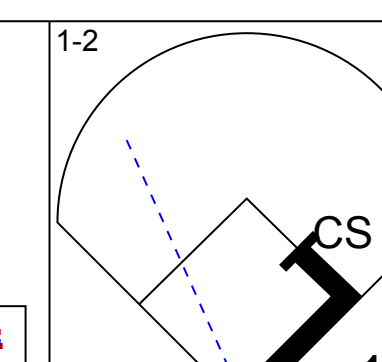
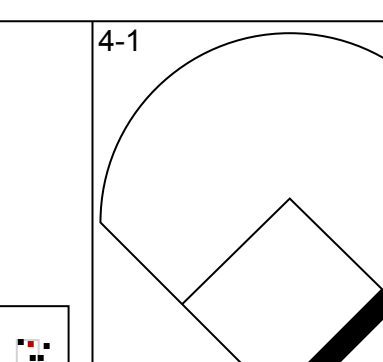
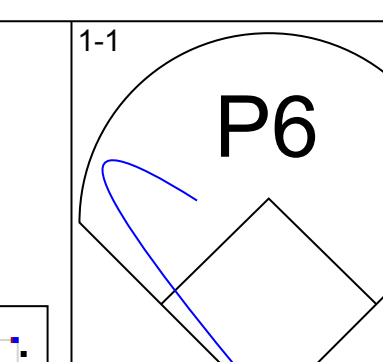
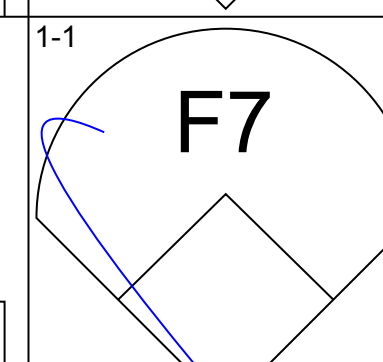
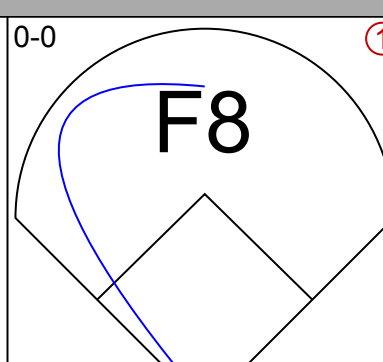
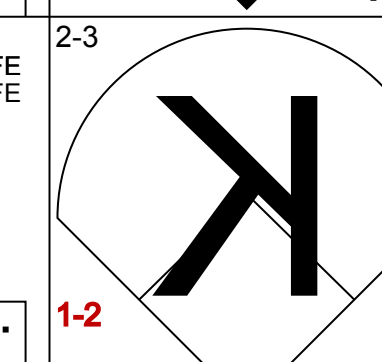
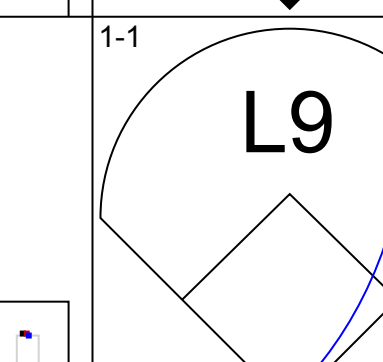
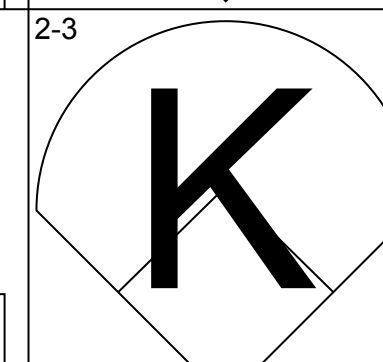
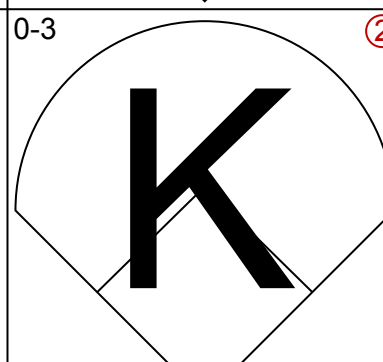
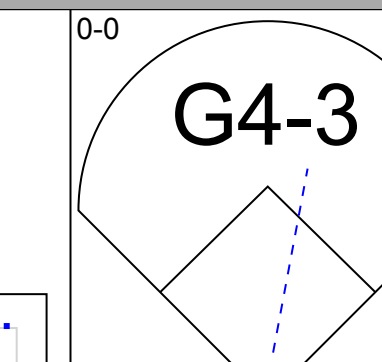
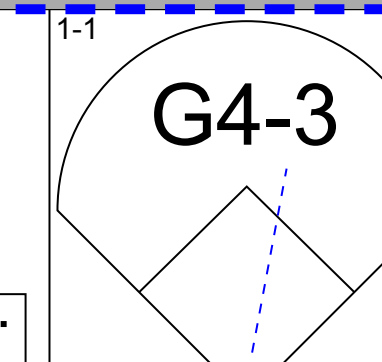
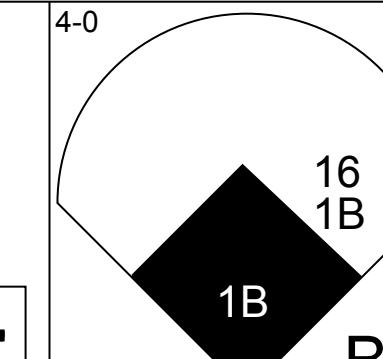
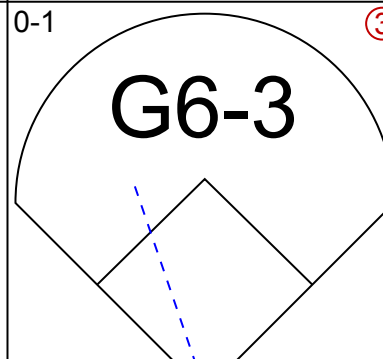
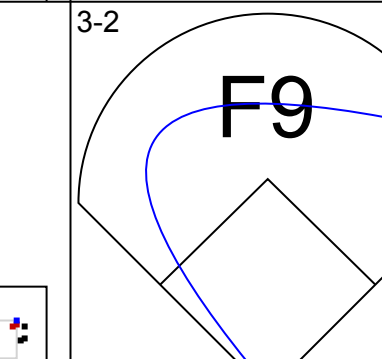
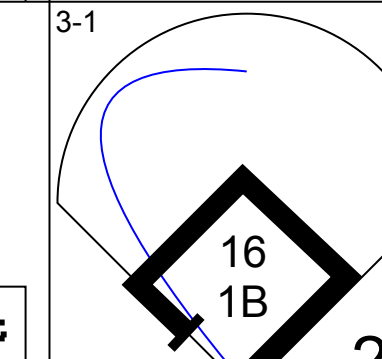
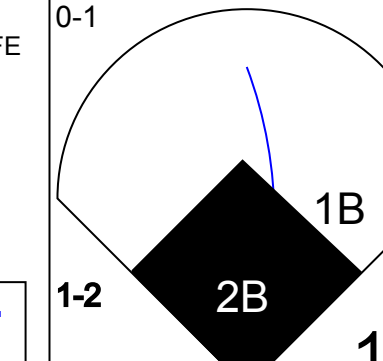
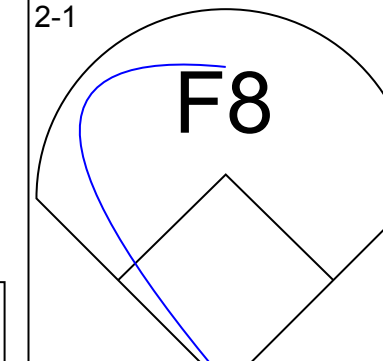
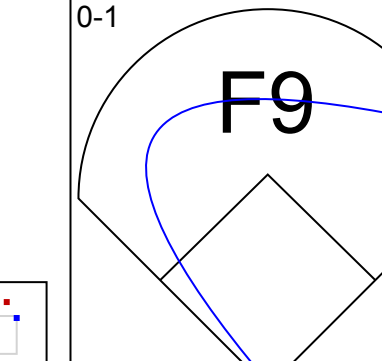
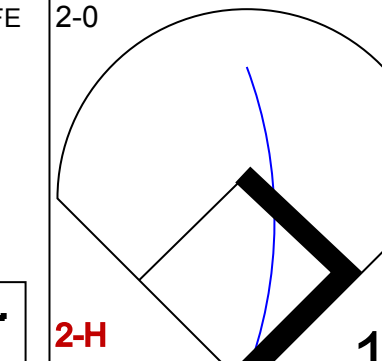
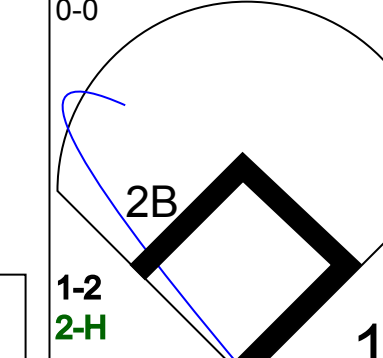
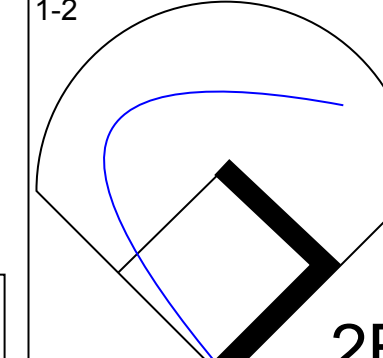
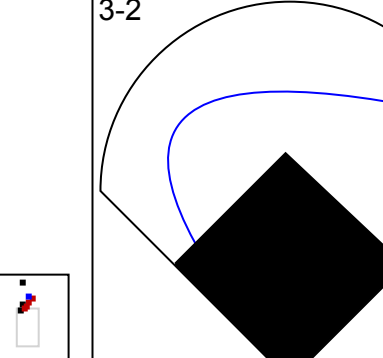
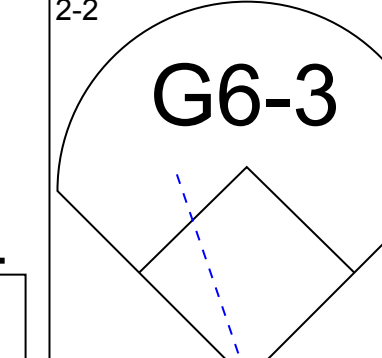
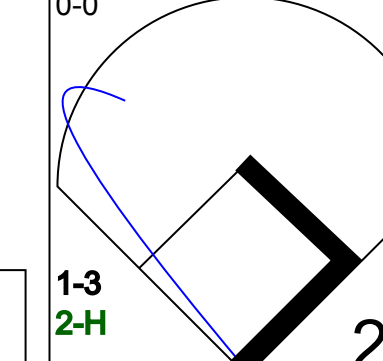
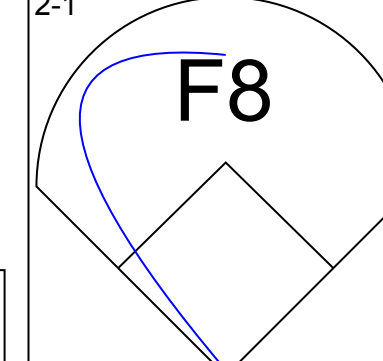
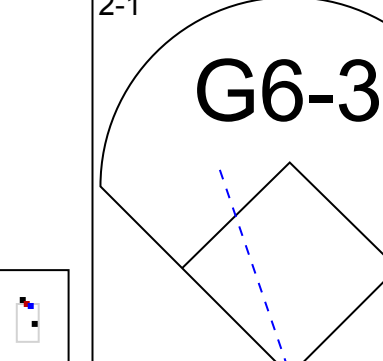
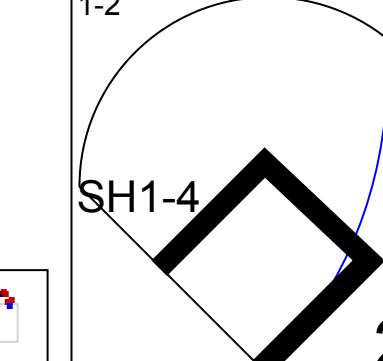
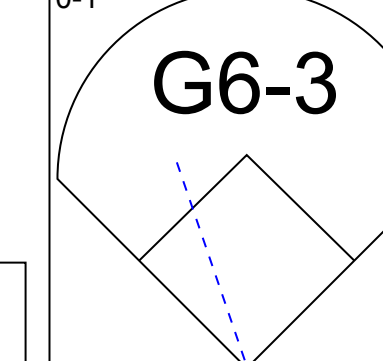
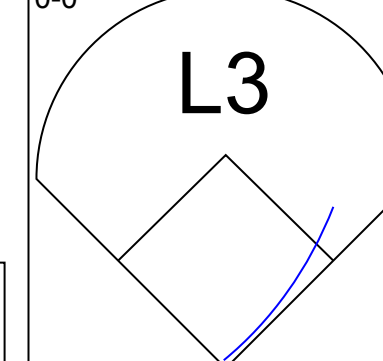
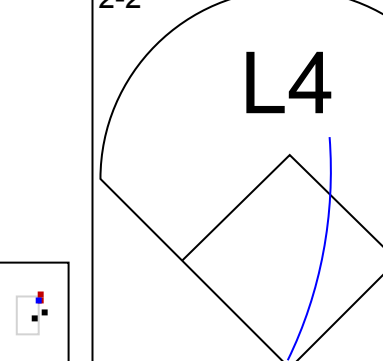
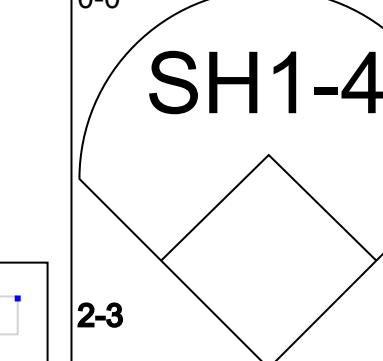


Batter	1	2	3	4	5	6	7	8	9	AB	R	H	RBI	BB	SO	LOB	BOTTOM										
Jerry Hairston, R OBP: 0.383, SLG: 0.373	1-2 P2		3-2 G4-3 2B 1B		1-0 F7		4-1 F9 1B 25 HR BB	1-2 G5-3		4	2	1	0	1	0	0											
Neftali Feliz, S OBP: 0.422, SLG: 0.607	1-2 25 1B 3B		0-1 G4-3		1-2 F9		2-2 25 HR 1B		0-1 B5	5	2	2	0	0	0	1											
Corey Patterson, L OBP: 0.315, SLG: 0.483	2-2 P2		0-0 25 1B 2B		0-0	0-0 25 HR 1B	0-2 F9		0-1 HR	5	2	3	2	0	0	3											
25 Derrek Lee, R OBP: 0.500, SLG: 0.797	0-0 1B		3-2 1B		2-0 HR	2-2 HR				4	2	4	6	0	0	0											
Jeremy Burnitz, L OBP: 0.307, SLG: 0.531	2-2 L7			0-1 F9		4-2 SH1-3 1B BB	3-2 F7			3	0	0	0	1	0	1											
Todd Hollandsworth, L OBP: 0.324, SLG: 0.350		1-2 P6		1-2 F7		3-1 SH1-3 1B	2-2 1B			4	0	2	0	0	0	0											
Jose Macias, S OBP: 0.281, SLG: 0.238		1-2 24 CS 1B		1-2 1B		0-0 SH1-3	1-2 SAFE	3-2 G5-3		3	0	2	0	0	0	1											
24 Henry Blanco, R OBP: 0.059, SLG: 0.059	0-3 K			1-1 G4-3		0-1 P4		1-0 G4-3		2	0	0	0	0	1	2											
Michael Barrett, R OBP: 0.250, SLG: 0.406										2	0	0	0	0	0	2											
46 Ryan Dempster, R 13 Will Ohman, L Ben Griewe, L 44 Roberto Novoa, R Glendon Rusch, L 16 Aramis Ramirez, R LaTroy Hawkins, R	1-3 K				1-3 K		2-2 F7		3-3 K	2	0	0	0	0	2	0											
Inning Stats	R: 1 E: 0 K: 0 S: 14	H: 2 LOB: 1 BB: 0 P: 20	R: 0 E: 0 K: 1 S: 11	H: 1 LOB: 0 BB: 0 P: 13	R: 1 E: 0 K: 1 S: 15	H: 3 LOB: 2 BB: 0 P: 22	R: 0 E: 0 K: 0 S: 11	H: 1 LOB: 1 BB: 0 P: 14	R: 0 E: 0 K: 1 S: 10	H: 0 LOB: 0 BB: 0 P: 13	R: 2 E: 0 K: 0 S: 14	H: 3 LOB: 2 BB: 1 P: 25	R: 3 E: 0 K: 0 S: 25	H: 3 LOB: 1 BB: 1 P: 41	R: 0 E: 0 K: 1 S: 7	H: 0 LOB: 0 BB: 0 P: 12	R: 1 E: 0 K: 0 S: 4	H: 1 LOB: 0 BB: 0 P: 4	1B: 9 2B: 1 3B: 1 HR: 3	SF: 0 SAC: 1 DP: 0 HBP: 0	WP: 0 PB: 0 SB: 0 CS: 1	PA: 39					
PITCHER	IP	WLS	BF	H	R	ER	SO	BB	IBB	HBP	BLK	WP	HR	S	P	ERA	WHIP										
39 Aaron Harang, R ERA: 4.3	5.0		23	9	4	4	3	1	0	0	0	0	0	8	13	0.00	1.000										
25 David Weathers, R ERA: 5.25	1.0	H	4	1	0	0	0	0	0	0	0	0	0	8	13	0.00	1.000										
Joe Valentine, R ERA: 6.0	0.1	B	4	2	3	3	0	1	0	0	0	0	1	11	19	81.00	9.000										
Kent Mercker, L ERA: 3.86	0.2		3	1	0	0	0	0	0	0	0	0	0	14	22	0.00	1.500										
31 Matt Belisle, R ERA: 6.35	1.1	L	5	1	1	1	1	0	0	0	0	0	0	11	16	6.75	0.750										

Cincinnati Reds @ Chicago Cubs
Wrigley Field, Chicago, IL
Wed Apr 27 2005, 1:20 PM CDT
Att: 38,014 - Cloudy - 48 F

AB	36
R	8
H	14
RBI	8
BB	2
SO	4
LOB	12

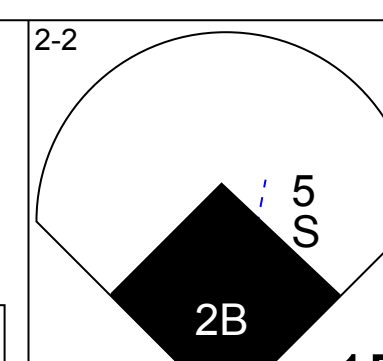
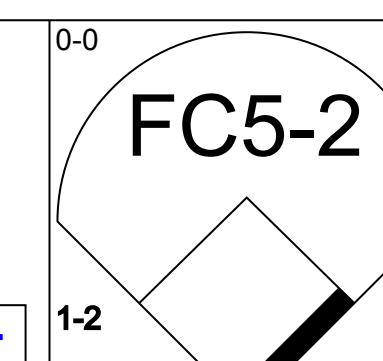
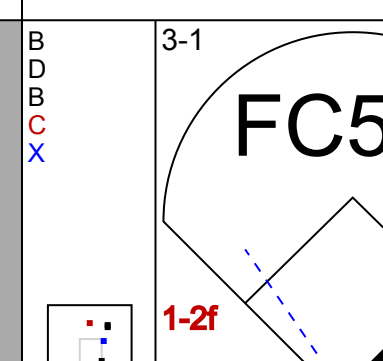
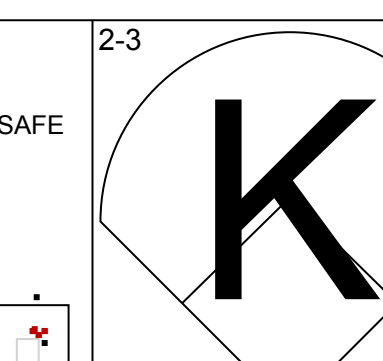
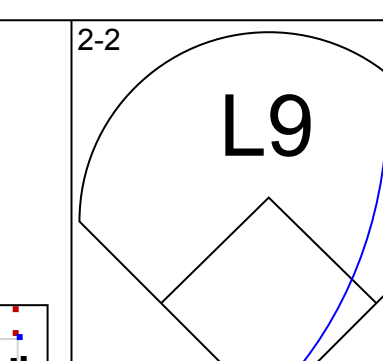
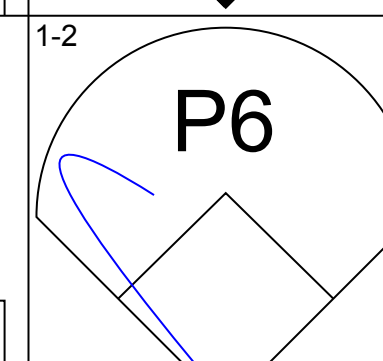
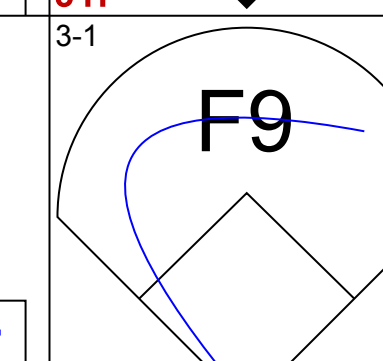
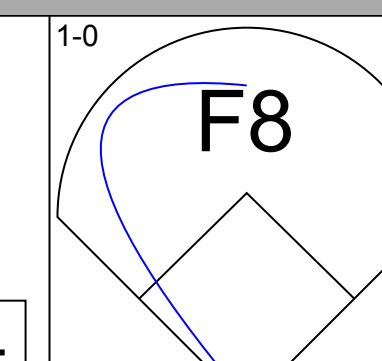
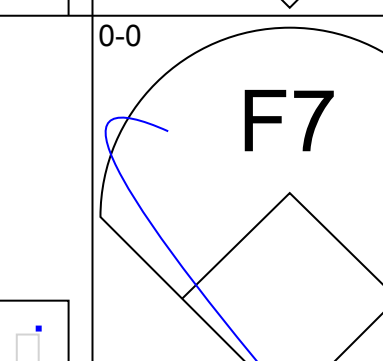
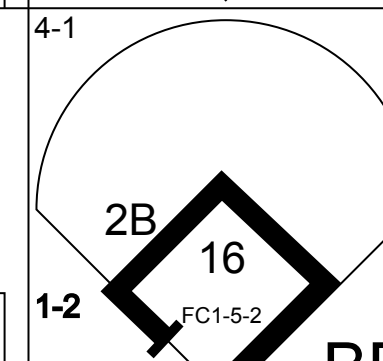
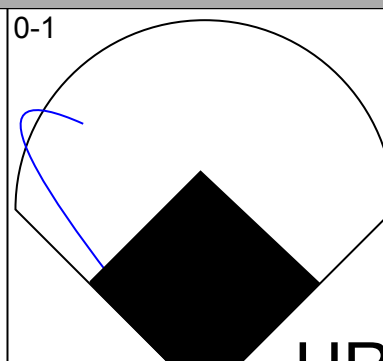
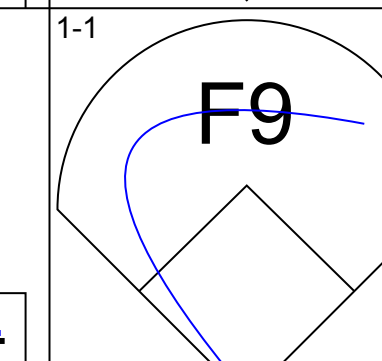
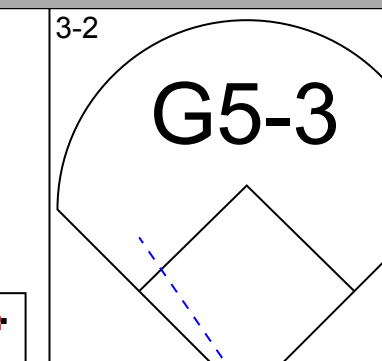
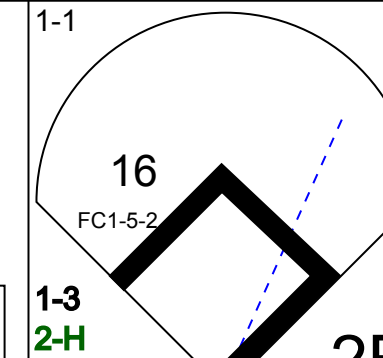
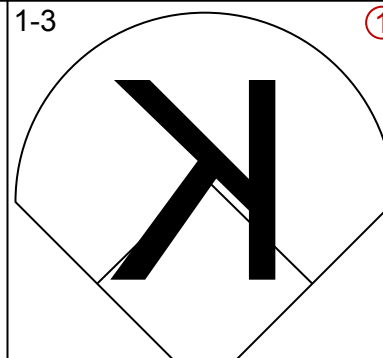
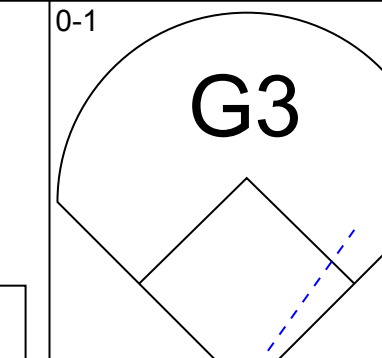
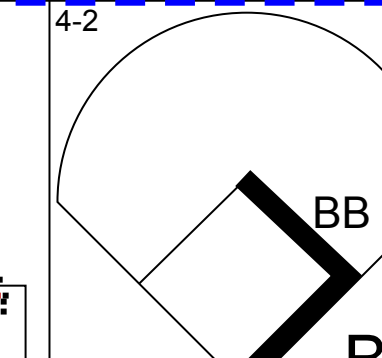
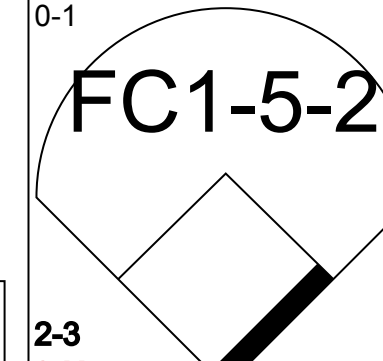
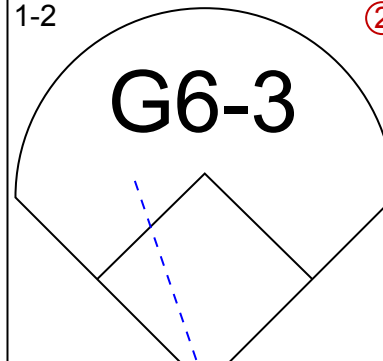
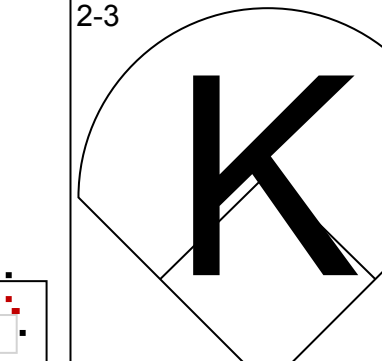
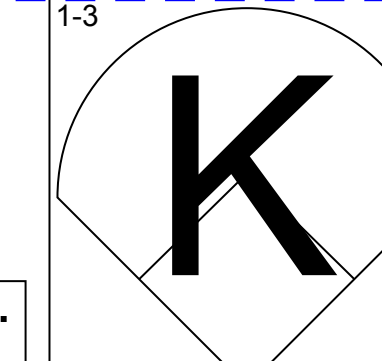
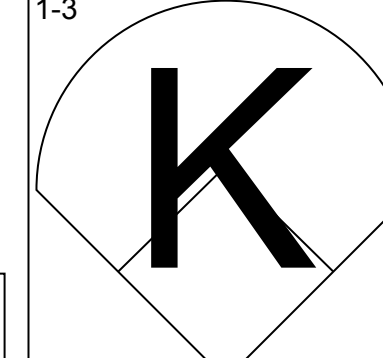
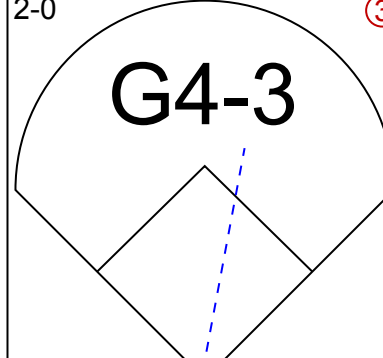
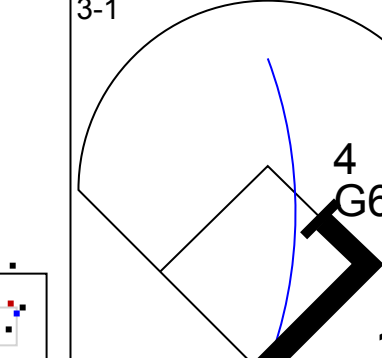
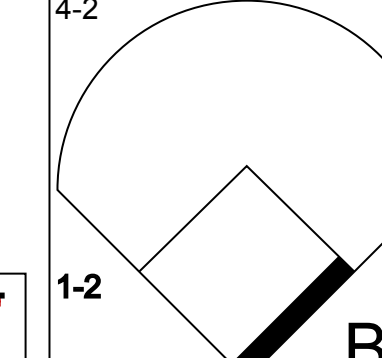
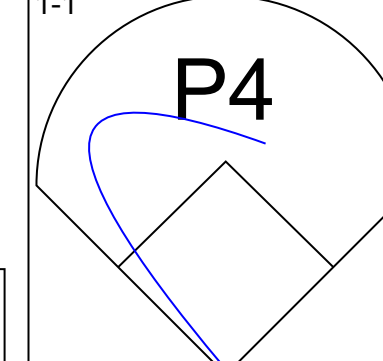
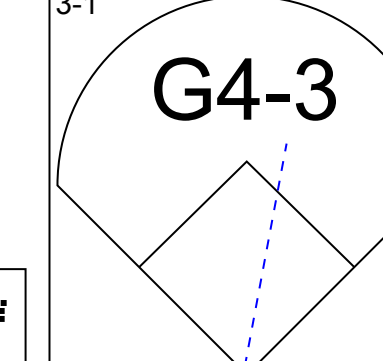
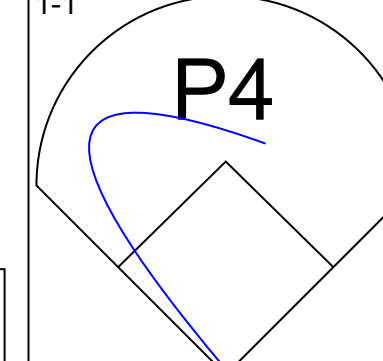


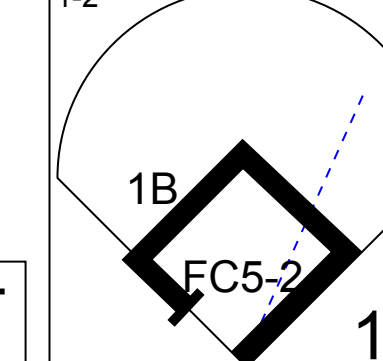
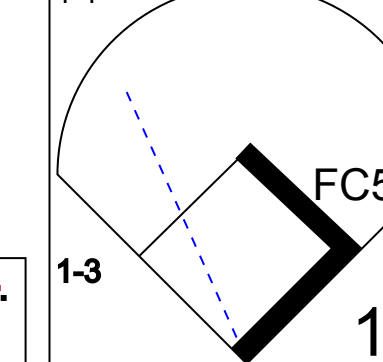


Batter	1	2	3	4	5	6	7	8	9	AB	R	H	RBI	BB	SO	LOB	TOP					
Jerry Hairston, R OBP: 0.385, SLG: 0.364 (1, 4)										4	0	1	0	1	1	3						
Neftali Feliz, S OBP: 0.397, SLG: 0.569 (1, 6)										4	0	0	0	0	1	3						
Corey Patterson, L OBP: 0.301, SLG: 0.462 (1, 8)										4	0	0	0	0	2	0						
25 Derrek Lee, R OBP: 0.500, SLG: 0.793 (1, 3)										3	1	1	0	1	0	0						
16 Aramis Ramirez, R OBP: 0.359, SLG: 0.481 (1, 5)										4	1	2	0	0	0	0						
Jeremy Burnitz, L OBP: 0.326, SLG: 0.588 (1, 9)										4	1	3	2	0	0	1						
Todd Hollandsworth, L OBP: 0.333, SLG: 0.391 (1, 7)										4	0	2	1	0	0	1						
Michael Barrett, R OBP: 0.239, SLG: 0.388 (1, 2)										3	0	0	0	0	0	3						
Greg Maddux, R OBP: 0.111, SLG: 0.111 (7, PH)										2	0	0	0	0	0	2						
Jason Duda, R OBP: 0.271, SLG: 0.285 (7, PH)										1	0	1	0	0	0	0						
43 Michael Wuerzt, R OBP: 0.237, SLG: 0.265 (7, PH)										0	0	0	0	0	0	0						
13 Will Ohman, L ERA: 2.89 (8, PH)										0	0	0	0	0	0	0						
44 Roberto Novoa, R ERA: 5.4 (8, PH)										1	0	0	0	0	0	1						
Ben Griewe, L OBP: 0.200, SLG: 0.200 (8, PH)										0	0	0	0	0	0	0						
LaTroy Hawkins, R ERA: 3.6 (8, PH)										0	0	0	0	0	0	0						
Inning Stats	R: 0 E: 0 K: 2 S: 10	H: 0 LOB: 0 BB: 0 P: 15	R: 2 E: 0 K: 0 S: 9	H: 3 LOB: 2 BB: 1 P: 13	R: 0 E: 0 K: 1 S: 9	H: 0 LOB: 0 BB: 0 P: 9	R: 0 E: 0 K: 0 S: 8	H: 1 LOB: 1 BB: 0 P: 13	R: 0 E: 0 K: 1 S: 10	H: 0 LOB: 0 BB: 0 P: 13	R: 0 E: 0 K: 0 S: 6	H: 0 LOB: 0 BB: 0 P: 9	R: 1 E: 0 K: 0 S: 14	H: 2 LOB: 2 BB: 1 P: 26	R: 0 E: 0 K: 0 S: 9	H: 2 LOB: 1 BB: 0 P: 17	R: 0 E: 0 K: 0 S: 11	H: 1 LOB: 1 BB: 0 P: 15	1B: 4 2B: 5 3B: 0 HR: 1	SF: 0 SAC: 1 DP: 0 HBP: 0	WP: 0 PB: 0 SB: 0 CS: 1	PA: 37
PITCHER	IP	WLS	BF	H	R	ER	SO	BB	IBB	HBP	BLK	WP	HR	S	P	ERA	WHIP					
Roger Clemens, R ERA: 1.03 (1, 1)	7.0	L	29	7	3	3	4	2	0	0	0	0	1	66	98	3.86	1.286					
Russ Springer, R ERA: 2.89 (8, 1)	1.0		4	2	0	0	0	0	0	0	0	0	0	9	17	0.00	2.000					
Dan Wheeler, R ERA: 1.64 (9, 1)	1.0		4	1	0	0	0	0	0	0	0	0	0	11	15	0.00	1.000					

Chicago Cubs @ Houston Astros
Minute Maid Park, Houston, TX
Fri Apr 29 2005, 7:05 PM CDT
Att: 41,232 - Cloudy - 81 F

AB 34
R 3
H 10
RBI 3
BB 2
SO 4
LOB 14



Batter	1	2	3	4	5	6	7	8	9	AB	R	H	RBI	BB	SO	LOB	BOTTOM				
Willy Taveras, R OBP: 0.329, SLG: 0.380 (1, 8)										5	1	1	0	0	1	4					
Craig Biggio, R OBP: 0.341, SLG: 0.462 (1, 4)										4	0	0	0	0	0	4					
5 Jeff Bagwell, R OBP: 0.341, SLG: 0.417 (1, 3)										3	1	1	1	1	0	0					
Mike Lamb, L OBP: 0.316, SLG: 0.424 (1, 7)										3	0	1	1	1	1	0					
16 Jason Lane, R OBP: 0.333, SLG: 0.560 (1, 9)										4	0	0	0	0	2	3					
Morgan Ensberg, R OBP: 0.347, SLG: 0.394 (1, 5)										3	0	1	0	1	1	2					
4 Eric Bruntlett, R (1, 6)										3	0	0	0	0	0	1					
Jose Vizcaino, S OBP: 0.357, SLG: 0.538 (8, PH) (9, 6)										1	0	0	0	0	0	2					
Brad Ausmus, R OBP: 0.278, SLG: 0.245 (1, 2)										3	0	1	0	0	1	0					
Otando Palmeiro, L OBP: 0.353, SLG: 0.500 (8, PH)										1	0	0	0	0	1	0					
Roger Clemens, R OBP: 0.300, SLG: 0.300 (1, 1)										2	0	2	0	0	0	0					
Luke Scott, L ERA: 2.38 (7, PH)										0	0	0	0	1	0	0					
Russ Springer, R (8, 1)										0	0	0	0	0	0	0					
Dan Wheeler, R (9, 1)										0	0	0	0	0	0	0					
2 Chris Burke, R OBP: 0.289, SLG: 0.262 (8, PH)										1	0	0	0	0	0	0					
Inning Stats	R: 1 E: 0 K: 1 S: 17	H: 2 LOB: 2 BB: 1 P: 24	R: 0 E: 0 K: 0 S: 10	H: 2 LOB: 0 BB: 0 P: 18	R: 1 E: 0 K: 1 S: 9	H: 1 LOB: 0 BB: 0 P: 13	R: 0 E: 0 K: 0 S: 5	H: 1 LOB: 1 BB: 0 P: 13	R: 0 E: 0 K: 1 S: 7	H: 0 LOB: 0 BB: 0 P: 12	R: 0 E: 0 K: 2 S: 11	H: 0 LOB: 1 BB: 1 P: 17	R: 0 E: 0 K: 1 S: 14	H: 0 LOB: 2 BB: 2 P: 27	R: 0 E: 0 K: 1 S: 10	H: 0 LOB: 0 BB: 0 P: 13	1B: 5 2B: 1 3B: 0 HR: 1	SF: 0 SAC: 0 DP: 1 HBP: 0	WP: 0 PB: 0 SB: 1 CS: 0	PA: 37	
PITCHER	IP	WLS	BF	H	R	ER	SO	BB	IBB	HBP	BLK	WP	HR	S	P	ERA	WHIP				
Greg Maddux, R ERA: 4.2 (1, 1)	6.0	W	25	7	2	2	3	1	0	0	0	0	0	15	24	0.00	0.750				
43 Michael Wuerzt, R ERA: 2.38 (7, 1)	1.1	H	5	0	0	0	2	1	0	0	0	0	0	2	6	∞	∞				
13 Will Ohman, L ERA: (8, 1)	0.0		1	0	0	0	0	1	0	0	0	0	0	2	6	∞	∞				
44 Roberto Novoa, R ERA: 5.4 (8, 1)	0.2	H	3	0	0	0	1	1	0	0	0	0	0	8	14	0.00	1.500				
LaTroy Hawkins, R ERA: 3.6 (9, 1)	1.0	S	3	0	0	0	1	0	0	0	0	0	0	10	13	0.00	0.000				

Chicago Cubs @ Houston Astros
Minute Maid Park, Houston, TX
Fri Apr 29 2005, 7:05 PM CDT
Att: 41,232 - Cloudy - 81 F

AB 33
R 2
H 7
RBI 2
BB 4
SO 7
LOB 16



Batter	1	2	3	4	5	6	7	8	9	AB	R	H	RBI	BB	SO	LOB	TOP					
Jerry Hairston, R OBP: 0.362, SLG: 0.339 Ben Grievie, L OBP: 0.400, SLG: 0.400			G4-3	F7			F7		K	4	0	0	0	0	1	0						
Neftali Feliz, S OBP: 0.403, SLG: 0.559			E4			G5-3				3	1	1	0	1	0	0						
Corey Patterson, L OBP: 0.299, SLG: 0.453	P5		G3			K				4	1	1	0	0	1	2						
25 Derrek Lee, R OBP: 0.490, SLG: 0.767	K		G5-3			K				4	0	1	1	0	2	2						
16 Aramis Ramirez, R OBP: 0.344, SLG: 0.458		F8				K				4	0	0	0	0	1	2						
Jeremy Burnitz, L OBP: 0.333, SLG: 0.598						K				2	1	1	1	1	1	0						
Todd Hollandsworth, L OBP: 0.329, SLG: 0.362						L9				4	0	1	0	0	0	2						
Michael Barrett, R OBP: 0.253, SLG: 0.394										4	1	2	1	0	0	0						
34 Kerry Wood, R OBP: 0.225, SLG: 0.250 Jason Duda, R OBP: 0.393, SLG: 0.806 Cliff Bartosh, L OBP: 1.000, SLG: 1.000 Mike Remlinger, L OBP: 0.329, SLG: 0.295 5 Ronny Cedeno, R OBP: 0.329, SLG: 0.295 43 Michael Wuerz, R OBP: 0.329, SLG: 0.295 44 Roberto Novoa, R OBP: 0.329, SLG: 0.295 Jose Macias, S OBP: 0.250, SLG: 0.227										1	0	0	0	0	1	2						
Inning Stats	R: 0 E: 0 K: 2 S: 9	H: 1 LOB: 1 BB: 0 P: 13	R: 0 E: 0 K: 1 S: 9	H: 2 LOB: 2 BB: 1 P: 14	R: 0 E: 1 K: 0 S: 10	H: 0 LOB: 1 BB: 0 P: 16	R: 3 E: 0 K: 0 S: 12	H: 3 LOB: 0 BB: 0 P: 18	R: 0 E: 0 K: 2 S: 9	H: 0 LOB: 0 BB: 0 P: 14	R: 0 E: 0 K: 2 S: 10	H: 0 LOB: 0 BB: 0 P: 13	R: 0 E: 0 K: 1 S: 6	H: 0 LOB: 0 BB: 0 P: 7	R: 2 E: 0 K: 0 S: 15	H: 2 LOB: 1 BB: 1 P: 23	R: 0 E: 0 K: 1 S: 6	H: 0 LOB: 0 BB: 0 P: 9	1B: 6 2B: 1 3B: 0 HR: 1	SF: 1 SAC: 0 DP: 0 HBP: 0	WP: 0 PB: 0 SB: 0 CS: 0	PA: 37
PITCHER	IP	WLS	BF	H	R	ER	SO	BB	IBB	HBP	BLK	WP	HR	S	P	ERA	WHIP					
41 Brandon Backe, R ERA: 5.93 Chad Qualls, R ERA: 2.57	7.0	W	29	6	4	4	8	2	0	0	0	0	1	71	105	5.14	1.143					
2.0	8	2	1	1	1	0	0	0	0	0	0	0	0	15	22	4.50	1.000					

Chicago Cubs @ Houston Astros
Minute Maid Park, Houston, TX
Sat Apr 30 2005, 6:05 PM CDT
Att: 41,615 - Partly Cloudy - 68 F

AB	34
R	5
H	8
RBI	5
BB	2
SO	9
LOB	10



Batter	1	2	3	4	5	6	7	8	9	AB	R	H	RBI	BB	SO	LOB	BOTTOM				
Willy Taveras, R OBP: 0.333, SLG: 0.387						K				4	1	1	1	1	3	1					
Craig Biggio, R OBP: 0.322, SLG: 0.434 4 Eric Bruntlett, R	G5-3									5	0	0	0	0	2	2					
5 Jeff Bagwell, R OBP: 0.366, SLG: 0.434										4	2	3	1	1	0	0					
Mike Lamb, L OBP: 0.349, SLG: 0.514										4	2	2	1	1	1	2					
Jose Vizcaino, S OBP: 0.389, SLG: 0.500										3	1	1	1	1	1	2					
16 Jason Lane, R OBP: 0.330, SLG: 0.557										4	0	1	1	0	2	4					
Morgan Ensberg, R OBP: 0.342, SLG: 0.377										3	0	0	0	1	1	2					
Brad Ausmus, R OBP: 0.310, SLG: 0.269										3	1	2	2	1	1	2					
41 Brandon Backe, R OBP: 0.500, SLG: 0.625 Chad Qualls, R										2	0	0	0	0	1	2					
Inning Stats	R: 3 E: 0 K: 2 S: 16	H: 4 LOB: 2 BB: 1 P: 28	R: 0 E: 0 K: 3 S: 10	H: 0 LOB: 0 BB: 0 P: 12	R: 0 E: 0 K: 1 S: 8	H: 0 LOB: 1 BB: 1 P: 14	R: 1 E: 0 K: 1 S: 13	H: 1 LOB: 1 BB: 1 P: 20	R: 0 E: 0 K: 3 S: 11	H: 1 LOB: 1 BB: 0 P: 17	R: 0 E: 0 K: 1 S: 7	H: 1 LOB: 1 BB: 0 P: 10	R: 3 E: 0 K: 0 S: 11	H: 2 LOB: 2 BB: 3 P: 30	R: 0 E: 0 K: 1 S: 9	H: 1 LOB: 1 BB: 0 P: 11	1B: 6 2B: 3 3B: 1 HR: 0	SF: 0 SAC: 2 DP: 0 HBP: 0	WP: 0 PB: 0 SB: 0 CS: 0	PA: 40	
PITCHER	IP	WLS	BF	H	R	ER	SO	BB	IBB	HBP	BLK	WP	HR	S	P	ERA	WHIP				
34 Kerry Wood, R ERA: 6.15 Cliff Bartosh, L ERA: 2.79 Mike Remlinger, L ERA: 5.87 43 Michael Wuerz, R ERA: 4.38 44 Roberto Novoa, R ERA: 3.38	3.0	L	9	2	1	1	4	1	0	0	0	0	0	24	37	4.50	1.500				
1.0	4	1	0	0	1	0	0	0	0	0	0	0	7	10	0.00	1.000					
1.0	8	2	3	3	0	1	2	0	0	0	0	0	11	30	27.00	3.000					
1.0	4	1	0	0	1	0	0	0	0	0	0	0	9	11	0.00	1.000					

Chicago Cubs @ Houston Astros
Minute Maid Park, Houston, TX
Sat Apr 30 2005, 6:05 PM CDT
Att: 41,615 - Partly Cloudy - 68 F

AB	32
R	7
H	10
RBI	7
BB	6
SO	12
LOB	17



Batter	1	2	3	4	5	6	7	8	9	AB	R	H	RBI	BB	SO	LOB	TOP										
Jerry Hairston, R (1.4) OBP: 0.365, SLG: 0.359	1-2 G3 SH1-4 1B	1-1 G5-3		0-1 G4-3		2-2 2B		0-0 F7		5	0	2	0	0	0	4											
Neftali Feliz, S (1.6) OBP: 0.408, SLG: 0.549	1-1 SH1-4		1-1 25 HR SH5-3 1B	0-0 E6 25 WP		2-1 P4		1-0 25 BB 1B HBP		3	1	1	0	0	0	2											
Corey Patterson, L (1.8) OBP: 0.297, SLG: 0.444	0-0 G3		0-0 SH5-3 1B	0-3 P4		0-3 K		1-2 25 BB 1B		4	0	1	0	0	1	4											
25 Derrek Lee, R (1.3) OBP: 0.495, SLG: 0.787	2-0 G5-3		0-0 HR	4-0 16 FC5-4 BB		1-1 F9		4-0 1-2 2-3 BB		3	1	1	2	2	0	3											
16 Aramis Ramirez, R (1.5) OBP: 0.337, SLG: 0.455		1-2 G5-3	1-1 1B 2B	0-0 FC5-4		2-2 F8		0-2 P3		5	0	1	0	0	0	5											
Jeremy Burnitz, L (1.9) OBP: 0.337, SLG: 0.587	0-0 1B E		2-2 1B	2-3 K		2-2 P2		2-2 L6		5	0	2	0	0	1	3											
Todd Hollandsworth, L (1.7) OBP: 0.321, SLG: 0.361	0-0 E6 1B		4-0 BB	1-1 G3-1		2-3 K		1-1 P4		4	0	0	0	1	1	4											
Michael Barrett, R (1.2) OBP: 0.266, SLG: 0.400	0-0 1-2 2-3 1B		3-1 G5-3	0-2 L9		1-0 G1-6-3 1B				4	0	2	0	0	0	2											
22 Mark Prior, R (1.1) OBP: 0.444, SLG: 0.556 (6, PH)	2-1 F9			3-2 G4-3 E 2B		0-0 2B 1B		1-2 G1-6-3 1B		2	1	1	0	0	0	3											
5 Ronny Cedeno, R (6, PH) OBP: 0.333, SLG: 0.333										1	0	1	0	0	0	0											
Glendon Rusch, L (6, PH)										0	0	0	0	0	0	0											
Jose Macias, S (6, PH)										1	0	0	0	0	0	1											
13 Will Ohman, L (8.1)										0	0	0	0	0	0	0											
Inning Stats	R: 0 E: 0 K: 0 S: 9	H: 1 LOB: 1 BB: 0 P: 13	R: 0 E: 1 K: 0 S: 10	H: 2 LOB: 3 BB: 0 P: 14	R: 2 E: 0 K: 0 S: 12	H: 4 LOB: 2 BB: 1 P: 23	R: 1 E: 1 K: 0 S: 8	H: 1 LOB: 2 BB: 1 P: 16	R: 0 E: 0 K: 1 S: 13	H: 2 LOB: 0 BB: 0 P: 18	R: 0 E: 0 K: 1 S: 9	H: 0 LOB: 0 BB: 0 P: 15	R: 0 E: 0 K: 0 S: 7	H: 1 LOB: 3 BB: 1 P: 9	R: 0 E: 0 K: 0 S: 12	H: 1 LOB: 1 BB: 1 P: 20	1B: 8 2B: 3 3B: 0 HR: 1	SF: 0 SAC: 2 DP: 1 HBP: 1	WP: 1 PB: 0 SB: 0 CS: 0	PA: 43							
PITCHER	IP	WLS	BF	H	R	ER	SO	BB	IBB	HBP	BLK	WP	HR	S	P	ERA	WHIP										
44 Roy Oswalt, R (1.1) ERA: 3.29	5.0	W	28	10	3	2	1	2	0	0	0	1	1	54	86	3.60	2.400										
Russ Springer, R (6.1) ERA: 2.91	1.0		3	0	0	0	1	0	0	0	0	0	0	7	10	0.00	0.000										
Dan Wheeler, R (7.1) ERA: 1.5	1.0		3	0	0	0	1	0	0	0	0	0	0	9	15	0.00	0.000										
Chad Harville, R (8.1) ERA: 2.84	1.1		7	2	0	0	0	1	0	1	0	0	0	13	20	0.00	2.250										
John Franco, L (9.1) ERA: 2.45	0.2		2	0	0	0	0	0	0	0	0	0	0	6	9	0.00	0.000										

Chicago Cubs @ Houston Astros
Minute Maid Park, Houston, TX
Sun May 01 2005, 1:05 PM CDT
Att: 38,014 - Cloudy - 70 F

AB 37
R 3
H 12
RBI 2
BB 3
SO 3
LOB 31



Batter	1	2	3	4	5	6	7	8	9	AB	R	H	RBI	BB	SO	LOB	BOTTOM											
Willy Taveras, R (1.8) OBP: 0.337, SLG: 0.388	1-1 5 1B		2-2 F7		1-0 1B HR	3-2 G6-3	2-2 F8			5	2	2	0	0	0	2												
Craig Biggio, R (1.4) OBP: 0.326, SLG: 0.455	1-3 K		0-2 G6-3		0-0 1B HR	0-0 1B	2-2 L9			5	2	2	0	0	1	1												
5 Jeff Bagwell, R (1.3) OBP: 0.378, SLG: 0.430	3-2 1B		0-2 F8		0-3 K	4-0 16 1B IBB	4-0 BB			3	0	1	1	2	1	3												
Mike Lamb, L (1.7) OBP: 0.354, SLG: 0.571	1-2 F8			2-2 E4	0-2 HR	2-2 16 1B	0-1 P5			5	1	2	5	0	0	2												
16 Jason Lane, R (1.9) OBP: 0.333, SLG: 0.543	0-2 P2			0-0 P4	4-0 28 HR BB	0-0 1B	1-0 F8			4	1	1	0	1	0	3												
Morgan Ensberg, R (1.5) OBP: 0.361, SLG: 0.394		4-2 BB		0-3 K	4-2 28 HR BB		2-1 2B			2	1	1	0	2	1	1												
28 Adam Everett, R (1.6) OBP: 0.326, SLG: 0.490		0-1 SAFE F7		1-3 K	0-0 HR		1-3 K			4	1	1	3	0	2	3												
Raul Chavez, R (1.2) OBP: 0.310, SLG: 0.379			0-3 K		0-1 K		3-2 G5-3			4	1	1	0	0	2	2												
44 Roy Oswalt, R (1.1) ERA: 3.29	5.0	L	26	7	8	8	7	3	0	0	0	0	0	0	1	2												
Russ Springer, R (6.1) ERA: 2.91	1.0		11	4	1	1	2	1	1	0	0	0	0	0	0	0												
2 Chris Burke, R (6, PH) OBP: 0.256																												
Dan Wheeler, R (7.1) ERA: 1.5																												
Jose Vizcaino, S (7, PH) OBP: 0.401, SLG: 0.590																												
Chad Harville, R (8.1) ERA: 2.84																												
John Franco, L (9.1) ERA: 2.45																												
Inning Stats	R: 1 E: 0 K: 1 S: 17	H: 2 LOB: 1 BB: 0 P: 22	R: 0 E: 0 K: 2 S: 14	H: 0 LOB: 1 BB: 1 P: 20	R: 0 E: 0 K: 0 S: 10	H: 0 LOB: 0 BB: 0 P: 12	R: 0 E: 1 K: 2 S: 15	H: 0 LOB: 1 BB: 0 P: 18	R: 7 E: 0 K: 2 S: 23	H: 5 LOB: 2 BB: 2 P: 35	R: 1 E: 0 K: 1 S: 13	H: 3 LOB: 2 BB: 1 P: 24	R: 0 E: 0 K: 1 S: 14	H: 1 LOB: 2 BB: 1 P: 26	R: 0 E: 0 K: 0 S: 8	H: 0 LOB: 1 BB: 1 P: 15	1B: 7 2B: 1 3B: 1 HR: 2	SF: 0 SAC: 0 DP: 0 HBP: 0	WP: 0 PB: 0 SB: 1 CS: 0	PA: 41								
PITCHER	IP	WLS	BF	H	R	ER	SO	BB	IBB	HBP	BLK	WP	HR	S	P	ERA	WHIP											
22 Mark Prior, R (1.1) ERA: 3.75	5.0	L	26	7	8	8	7	3	0	0	0	0	0	0	1	2	14.40	2.000										
Glendon Rusch, L (6.1) ERA: 2.35	2.0		11	4	1	1	2	1	1	0	0	0	0	0	0	0	4.50	2.500										
13 Will Ohman, L (8.1) ERA: 1.00	1.0		4	0	0	0	0	1	0	0	0	0	0	8	15	0.00	1.000											

Chicago Cubs @ Houston Astros
Minute Maid Park, Houston, TX
Sun May 01 2005, 1:05 PM CDT
Att: 38,014 - Cloudy - 70 F

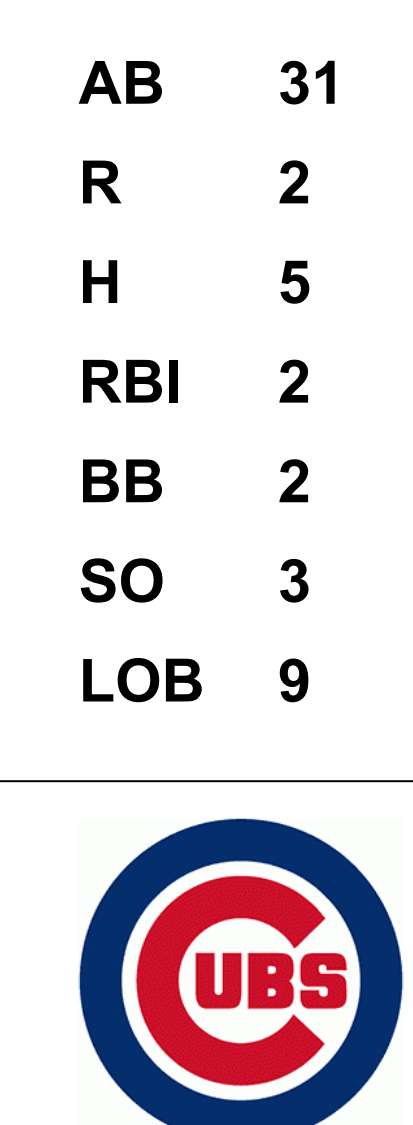
AB 35
R 9
H 11
RBI 9
BB 6
SO 9
LOB 19



Batter	1	2	3	4	5	6	7	8	9	AB	R	H	RBI	BB	SO	LOB	TOP								
11 Jimmy Rollins, S OBP: 0.296, SLG: 0.381	L9	K			G4-3			P4		4	0	0	0	0	1	3	Philadelphia Phillies @ Chicago Cubs Wrigley Field, Chicago, IL Fri May 06 2005, 2:20 PM CDT Att: 38,767 - Partly Cloudy - 65 F								
26 Chase Utley, L OBP: 0.360, SLG: 0.522	F8		K		K			K		4	0	0	0	0	3	0									
Bobby Abreu, L OBP: 0.386, SLG: 0.380	K		K		G4-3			G4-3		4	0	0	0	0	2	0									
Pat Burrell, R OBP: 0.388, SLG: 0.552 Jason Michaels, R OBP: 0.425, SLG: 0.362		HR			K			BB	1B	4	1	3	1	0	1	0									
David Bell, R OBP: 0.269, SLG: 0.333	1B		G6-3		F8			BB	1B	4	1	2	0	0	0	1									
6 Ryan Howard, L OBP: 0.182, SLG: 0.100					G4-3			K		3	0	0	0	1	1	2									
Marlon Byrd, R OBP: 0.371, SLG: 0.500 Jose Offerman, S OBP: 0.308, SLG: 0.286 Todd Pratt, R OBP: 0.238, SLG: 0.350								E	BB	2	0	1	0	1	0	0									
Mike Lieberthal, R OBP: 0.290, SLG: 0.298 Placido Polanco, R OBP: 0.350, SLG: 0.286								BB	1B	0	0	0	0	1	0	0									
Cory Lidle, R OBP: 0.182, SLG: 0.100 Rheal Cormier, L								L1		3	0	0	0	0	1	4									
Billy Wagner, L OBP: 0.500, SLG: 0.500								3-H		1	0	0	0	0	0	1									
										3	0	0	0	0	2	4									
										0	0	0	0	0	0	0									
										1	0	0	0	0	1	2									
Inning Stats	R: 0 E: 0 K: 1 S: 5	H: 0 LOB: 0 BB: 0 P: 10	R: 1 E: 0 K: 3 S: 18	H: 3 LOB: 3 BB: 1 P: 28	R: 0 E: 0 K: 2 S: 12	H: 1 LOB: 1 BB: 0 P: 18	R: 0 E: 0 K: 1 S: 8	H: 0 LOB: 0 BB: 1 P: 14	R: 0 E: 0 K: 1 S: 7	H: 0 LOB: 0 BB: 0 P: 10	R: 0 E: 0 K: 1 S: 6	H: 0 LOB: 0 BB: 0 P: 9	R: 0 E: 0 K: 1 S: 6	H: 0 LOB: 0 BB: 0 P: 7	R: 0 E: 0 K: 1 S: 6	H: 0 LOB: 0 BB: 0 P: 9	R: 2 E: 1 K: 2 S: 14	H: 2 LOB: 2 BB: 1 P: 25	1B: 4 2B: 1 3B: 0 HR: 1	SF: 0 SAC: 0 DP: 0 HBP: 0	WP: 0 PB: 0 SB: 0 CS: 0	PA: 36			
PITCHER	IP	WLS	BF	H	R	ER	SO	BB	IBB	HBP	BLK	WP	HR	S	P	ERA	WHIP								
22 Mark Prior, R ERA: 3.09 LaTroy Hawkins, R ERA: 3.86	8.0		30	4	1	1	10	2	0	0	0	0	1	68	105	1.12	0.750								
1.0	L	6	2	2	0	2	1	0	0	0	0	0	0	14	25	0.00	3.000								

Batter	1	2	3	4	5	6	7	8	9	AB	R	H	RBI	BB	SO	LOB	BOTTOM								
Jerry Hairston, R OBP: 0.363, SLG: 0.346	L5		F7			16 1B		SH1-4		2	0	0	0	1	0	0	Philadelphia Phillies @ Chicago Cubs Wrigley Field, Chicago, IL Fri May 06 2005, 2:20 PM CDT Att: 38,767 - Partly Cloudy - 65 F								
Corey Patterson, L OBP: 0.280, SLG: 0.395	G4-3				G4-3			G3		4	0	0	0	0	1	2									
25 Derrek Lee, R OBP: 0.500, SLG: 0.784	K							16 1B		3	1	2	2	1	1	0									
16 Aramis Ramirez, R OBP: 0.331, SLG: 0.476		G5-3			G5-3			G5-3		4	0	1	0	0	0	1									
Jeromy Burnitz, L OBP: 0.331, SLG: 0.546		G4-3			G3			F9		4	0	1	0	0	0	4									
Nefti Perez, S OBP: 0.348, SLG: 0.464										4	0	0	0	0	0	1									
Todd Hollandsworth, L OBP: 0.394, SLG: 0.369 Michael Barrett, R OBP: 0.261, SLG: 0.417										3	0	0	0	0	1	1									
24 Henry Blanco, R OBP: 0.087, SLG: 0.217										3	0	0	0	0	0	0									
22 Mark Prior, R OBP: 0.364, SLG: 0.455 Jose Macias, S OBP: 0.259, SLG: 0.240 LaTroy Hawkins, R ERA: 0.73										2	0	0	0	0	0	0									
										1	1	1	0	0	0	0									
										0	0	0	0	0	0	0									
Inning Stats	R: 0 E: 0 K: 1 S: 12	H: 0 LOB: 0 BB: 0 P: 18	R: 0 E: 0 K: 0 S: 8	H: 1 LOB: 0 BB: 0 P: 12	R: 0 E: 0 K: 0 S: 7	H: 0 LOB: 0 BB: 0 P: 10	R: 0 E: 0 K: 0 S: 7	H: 1 LOB: 1 BB: 0 P: 11	R: 0 E: 0 K: 0 S: 4	H: 0 LOB: 0 BB: 0 P: 8	R: 0 E: 0 K: 1 S: 13	H: 1 LOB: 3 BB: 2 P: 23	R: 0 E: 0 K: 1 S: 9	H: 0 LOB: 0 BB: 0 P: 13	R: 2 E: 0 K: 0 S: 9	H: 2 LOB: 0 BB: 0 P: 16		R: 0 E: 0 K: 0 S: 5	H: 0 LOB: 0 BB: 0 P: 9	1B: 2 2B: 2 3B: 0 HR: 1	SF: 0 SAC: 1 DP: 0 HBP: 0	WP: 0 PB: 0 SB: 1 CS: 0	PA: 34		
PITCHER	IP	WLS	BF	H	R	ER	SO	BB	IBB	HBP	BLK	WP	HR	S	P	ERA	WHIP								
Cory Lidle, R ERA: 4.11 Rheal Cormier, L ERA: 4.91 Billy Wagner, L ERA: 0.73	7.1		28	4	1	1	3	0	0	0	0	0	0	1	2	0.00	0.000								
0.1	H	1	0	0	0	0	0	0	0	0	0	0	0	1	2	0.00	0.000								
1.1	W	5	1	1	1	0	0	0	0	0	0	0	1	10	20	6.75	0.750								

AB 33
R 3
H 6
RBI 1
BB 3
SO 12
LOB 17

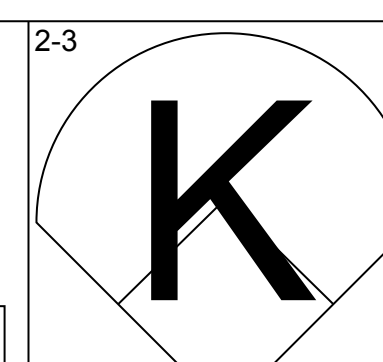
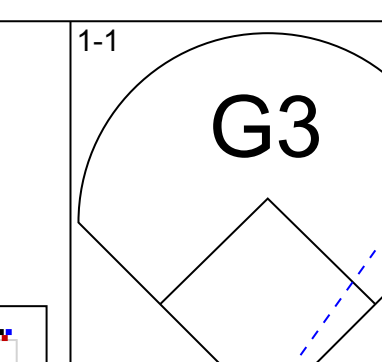
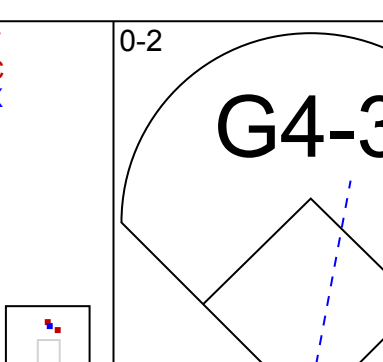
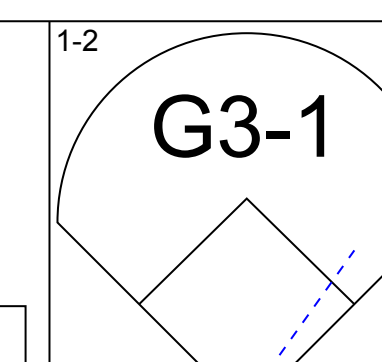
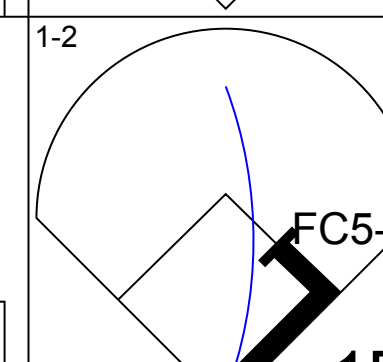
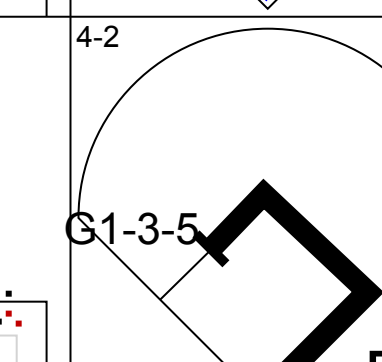
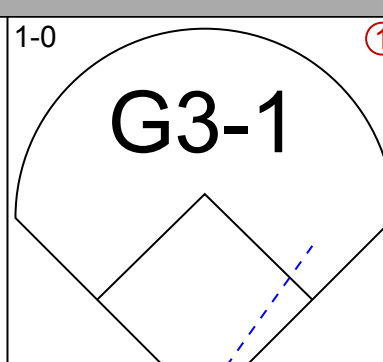
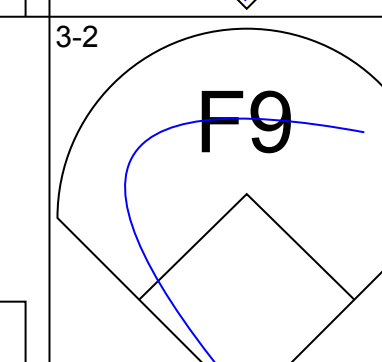
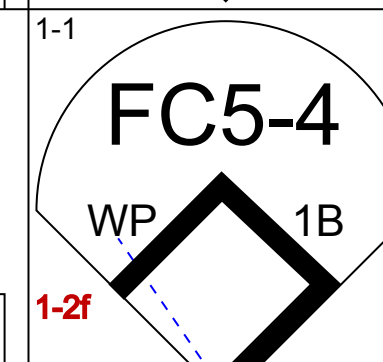
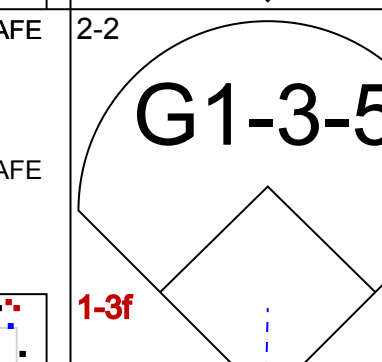
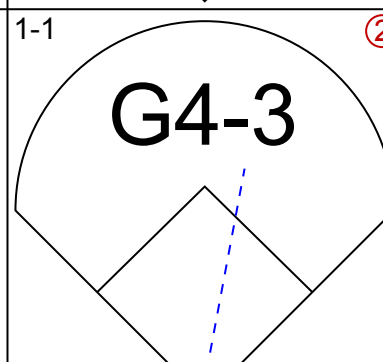
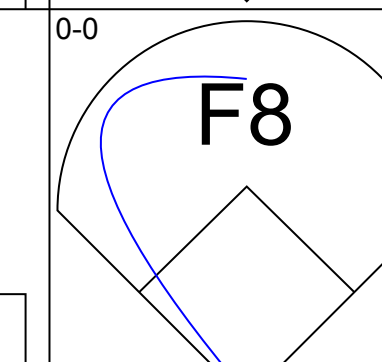
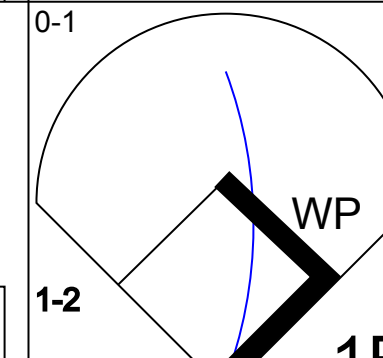
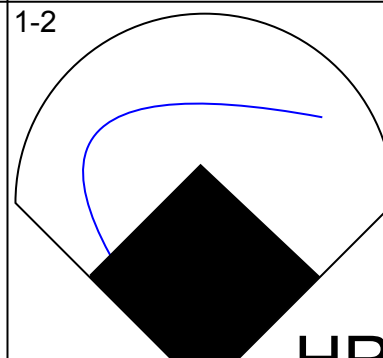
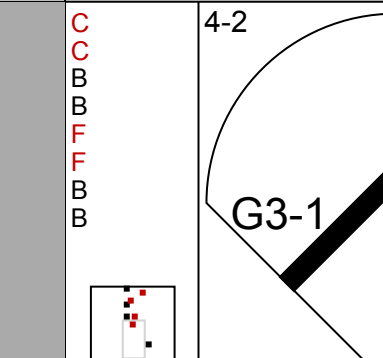
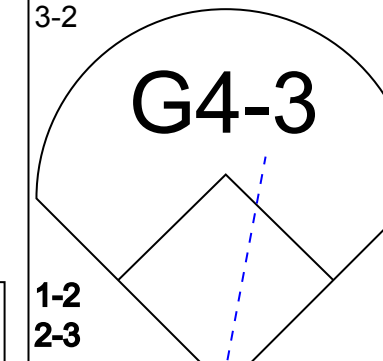
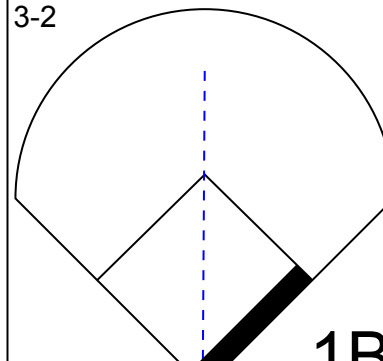
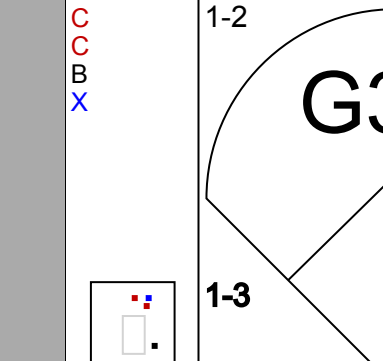
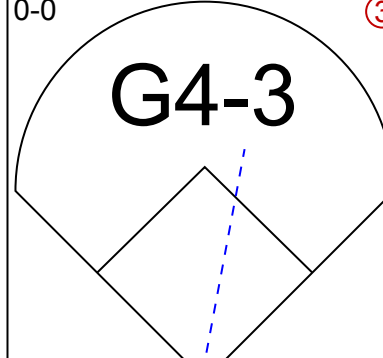
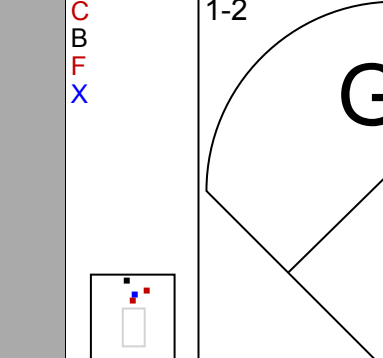


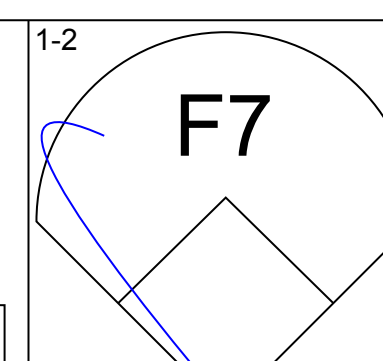
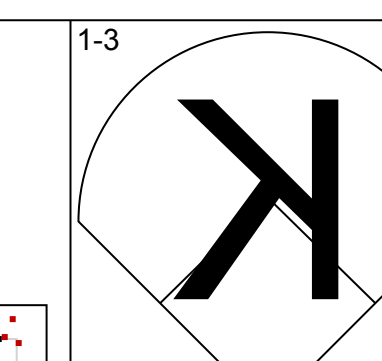
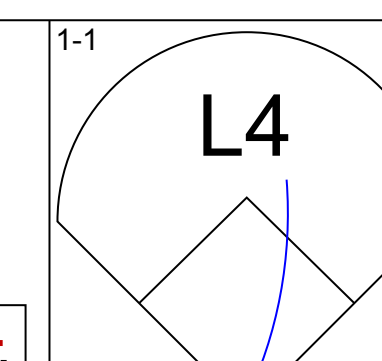
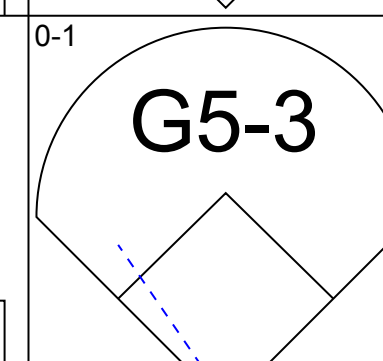
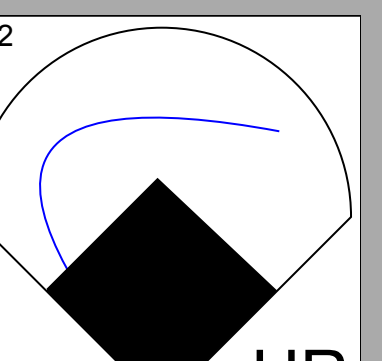
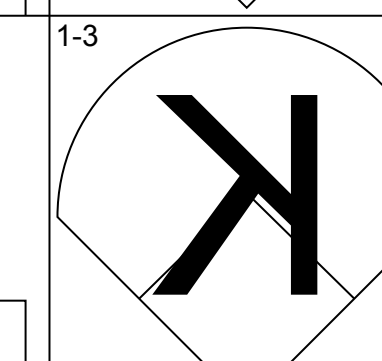
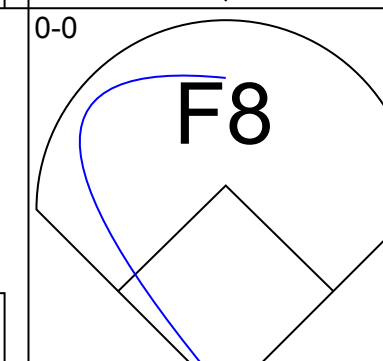
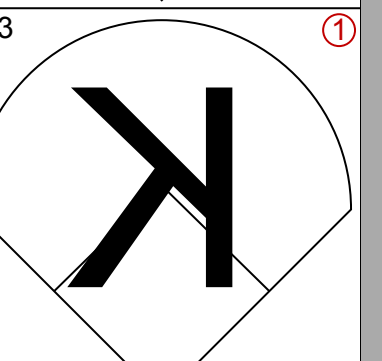
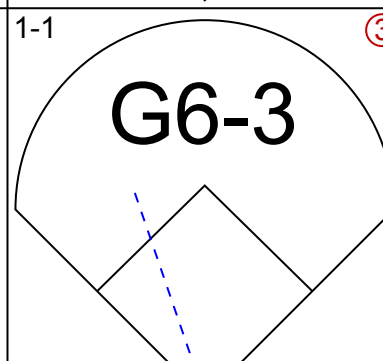
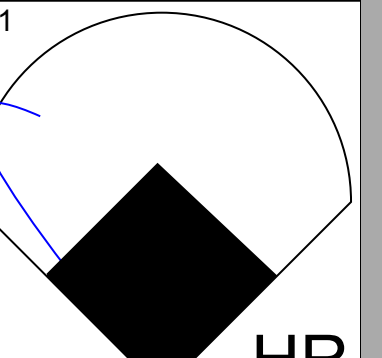
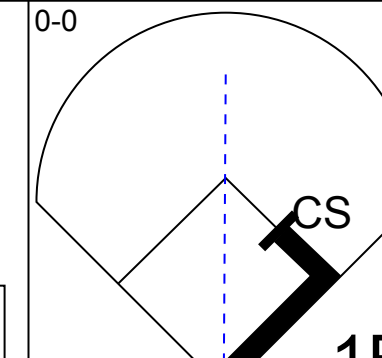

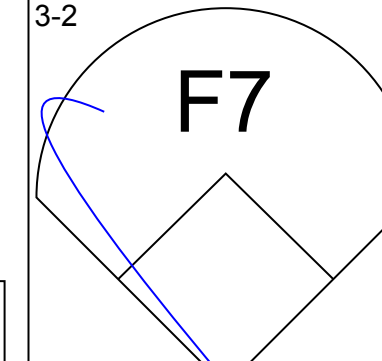
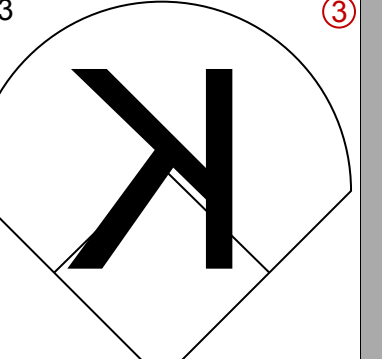
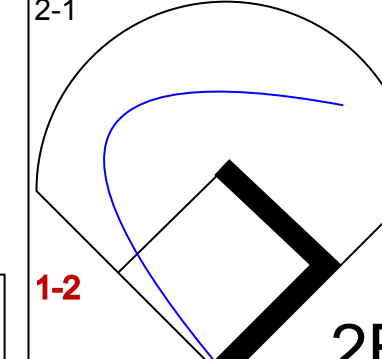
Batter	1	2	3	4	5	6	7	8	9	AB	R	H	RBI	BB	SO	LOB	TOP																					
11 Jimmy Rollins, S OBP: 0.293, SLG: 0.374										5	0	1	1	0	1	3	Philadelphia Phillies @ Chicago Cubs Wrigley Field, Chicago, IL Sat May 07 2005, 1:20 PM CDT Att: 38,933 - Overcast - 45 F																					
Placido Polanco, R OBP: 0.341, SLG: 0.280										5	0	1	0	0	0	3																						
Bobby Abreu, L OBP: 0.390, SLG: 0.393										4	0	2	0	0	0	0																						
Pat Burrell, R OBP: 0.375, SLG: 0.530										4	0	0	0	0	3	3																						
David Bell, R OBP: 0.268, SLG: 0.330										4	0	1	0	0	0	1																						
Jason Michaels, R OBP: 0.426, SLG: 0.377										3	1	1	0	1	1	1																						
Tomas Perez, S OBP: 0.387, SLG: 0.321										3	2	1	0	1	1	2																						
Mike Lieberthal, R OBP: 0.299, SLG: 0.318										4	1	2	0	0	0	2																						
21 Jon Lieber, L										2	0	0	1	0	1	1																						
63 Ryan Madson, S Jose Offerman, S Billy Wagner, L										0	0	0	0	0	0	0																						
Inning Stats	R: 0 E: 0 K: 1 S: 9	H: 0 LOB: 0 BB: 0 P: 11	R: 0 E: 0 K: 1 S: 9	H: 1 LOB: 1 BB: 1 P: 17	R: 0 E: 0 K: 0 S: 10	H: 1 LOB: 1 BB: 0 P: 15	R: 0 E: 0 K: 1 S: 10	H: 1 LOB: 1 BB: 0 P: 17	R: 2 E: 0 K: 2 S: 17	H: 5 LOB: 2 BB: 0 P: 28	R: 0 E: 0 K: 2 S: 9	H: 0 LOB: 0 BB: 0 P: 12	R: 0 E: 0 K: 1 S: 7	H: 0 LOB: 0 BB: 0 P: 7	R: 0 E: 0 K: 0 S: 9	H: 0 LOB: 0 BB: 0 P: 14	R: 2 E: 1 K: 0 S: 13	H: 2 LOB: 2 BB: 1 P: 27	1B: 7 2B: 3 3B: 0 HR: 0	SF: 0 SAC: 1 DP: 1 HBP: 0	WP: 0 PA: 38 PB: 0 SB: 1 CS: 0																	
PITCHER	IP	WLS	BF	H	R	ER	SO	BB	IBB	HBP	BLK	WP	HR	S	P	ERA	WHIP	PITCHER				IP	WLS	BF	H	R	ER	SO	BB	IBB	HBP	BLK	WP	HR	S	P	ERA	WHIP
Glendon Rusch, L ERA: 2.7	4.2	L	21	8	2	2	3	1	0	0	0	0	0	52	82	3.86	1.929																					
Todd Wellemeyer, R ERA: 3.89	2.1		7	0	0	0	4	0	0	0	0	0	0	19	25	0.00	0.000																					
43 Michael Wuerzt, R ERA: 4.6	1.1		8	2	2	1	0	1	0	0	0	0	0	18	33	6.75	2.250																					
Mike Remlinger, L ERA: 4.82	0.2		2	0	0	0	0	0	0	0	0	0	0	4	8	0.00	0.000																					

Batter	1	2	3	4	5	6	7	8	9	AB	R	H	RBI	BB	SO	LOB	BOTTOM																					
Corey Patterson, L OBP: 0.295, SLG: 0.422										2	1	1	1	2	1	0	Philadelphia Phillies @ Chicago Cubs Wrigley Field, Chicago, IL Sat May 07 2005, 1:20 PM CDT Att: 38,933 - Overcast - 45 F																					
Neftali Feliz, S OBP: 0.337, SLG: 0.448										3	0	0	0	0	2																							
25 Derrek Lee, R OBP: 0.492, SLG: 0.764										4	0	1	0	0	2	1																						
16 Aramis Ramirez, R OBP: 0.328, SLG: 0.468										4	0	1	0	0	1	1																						
Jeremy Burnitz, L OBP: 0.328, SLG: 0.532										3	0	0	0	1	1	3																						
Michael Barrett, R OBP: 0.281, SLG: 0.409										4	0	1	0	0	0	3																						
Todd Hollandsworth, L OBP: 0.295, SLG: 0.337										3	0	0	0	0	2	0																						
Jerry Hairston, R OBP: 0.359, SLG: 0.342										1	0	0	0	0	0	2																						
Jose Macias, S OBP: 0.267, SLG: 0.250										3	0	1	0	0	0	0																						
43 Michael Wuerzt, R										0	0	0	0	0	0	0																						
Mike Remlinger, L										0	0	0	0	0	0	0																						
Jason Dubois, R OBP: 0.344, SLG: 0.700										1	0	0	0	0	1	1																						
Glendon Rusch, L										1	0	0	0	0	0	0																						
Todd Wellemeyer, R										1	0	0	0	0	1	1																						
5 Ronny Cedeno, R OBP: 0.273, SLG: 0.545										1	0	0	0	0	0	0																						
Inning Stats	R: 1 E: 0 K: 1 S: 11	H: 1 LOB: 0 BB: 0 P: 16	R: 0 E: 0 K: 1 S: 6	H: 0 LOB: 0 BB: 0 P: 8	R: 0 E: 0 K: 1 S: 8	H: 0 LOB: 0 BB: 0 P: 11	R: 0 E: 0 K: 0 S: 11	H: 2 LOB: 2 BB: 0 P: 12	R: 0 E: 0 K: 2 S: 13	H: 1 LOB: 2 BB: 1 P: 23	R: 0 E: 1 K: 0 S: 7	H: 0 LOB: 1 BB: 0 P: 11	R: 0 E: 0 K: 1 S: 13	H: 0 LOB: 0 BB: 0 P: 16	R: 0 E: 0 K: 2 S: 10	H: 0 LOB: 1 BB: 1 P: 17	R: 0 E: 0 K: 1 S: 13	H: 1 LOB: 1 BB: 1 P: 21	1B: 4 2B: 0 3B: 0 HR: 1	SF: 0 SAC: 1 DP: 1 HBP: 0	WP: 1 PA: 35 PB: 0 SB: 1 CS: 0																	
PITCHER	IP	WLS	BF	H	R	ER	SO	BB	IBB	HBP	BLK	WP	HR	S	P	ERA	WHIP	PITCHER				IP	WLS	BF	H	R	ER	SO	BB	IBB	HBP	BLK	WP	HR	S	P	ERA	WHIP
21 Jon Lieber, R ERA: 2.57	7.1	W	29	4	1	1	6	2	0	0	0	0	1	72	104	1.23	0.818																					
63 Ryan Madson, R ERA: 3.89	0.2	H	2	0	0	0	2	0	0	0	0	1	0	7	10	0.00	0.000																					
Billy Wagner, L ERA: 0.68	1.0	S	4	1	0	0	1	1	0	0	0	0	0	13	21	0.00	2.000																					

AB	35
R	4
H	10
RBI	4
BB	2
SO	7
LOB	16



Batter	1	2	3	4	5	6	7	8	9	AB	R	H	RBI	BB	SO	LOB	TOP	
11 Jimmy Rollins, S (1, 6) OBP: 0.285, SLG: 0.363										4	0	0	0	0	1	1	Philadelphia Phillies @ Chicago Cubs Wrigley Field, Chicago, IL Sun May 08 2005, 1:20 PM CDT Att: 38,656 - Sunny - 69 F	
26 Chase Utley, L (1, 4) OBP: 0.397, SLG: 0.514										3	0	1	0	1	0	0		
Placido Polanco, R (1, 7) OBP: 0.326, SLG: 0.266										4	0	0	0	0	0	2		
Bobby Abreu, L (1, 9) OBP: 0.400, SLG: 0.426										3	1	2	1	1	1	0		
David Bell, R (1, 5) OBP: 0.276, SLG: 0.330										3	0	1	0	1	0	3		
6 Ryan Howard, L (1, 3) OBP: 0.133, SLG: 0.071										4	0	0	0	0	0	3		
Marlon Byrd, R (1, 8) OBP: 0.500, SLG: 0.500										2	0	1	0	0	1	0		
Jose Offerman, S (9, PH) OBP: 0.321, SLG: 0.304										1	0	0	0	0	1	1		
Todd Pratt, R (1, 2) OBP: 0.208, SLG: 0.304										3	0	0	0	0	1	2		
39 Brett Myers, R (1, 1)										2	0	0	0	0	0	1		
Inning Stats	R: 0 E: 0 K: 1 S: 17	H: 2 LOB: 2 BB: 0 P: 24	R: 0 E: 0 K: 0 S: 10	H: 0 LOB: 1 BB: 0 P: 13	R: 0 E: 0 K: 0 S: 7	H: 0 LOB: 0 BB: 1 P: 14	R: 0 E: 0 K: 1 S: 5	H: 1 LOB: 1 BB: 0 P: 14	R: 1 E: 0 K: 0 S: 12	H: 2 LOB: 1 BB: 0 P: 18	R: 0 E: 0 K: 1 S: 7	H: 0 LOB: 0 BB: 0 P: 10	R: 0 E: 0 K: 0 S: 14	H: 0 LOB: 1 BB: 1 P: 22	1B: 4 2B: 1 3B: 0 HR: 1	SF: 0 SAC: 1 DP: 2 HBP: 1	WP: 2 PB: 0 SB: 0 CS: 0	PA: 34
PITCHER 38 Carlos Zambrano, R (1, 1) ERA: 3.61	IP: 9.0 WLS: W BF: 34 H: 5 R: 1 ER: 1 SO: 5 BB: 3 IBB: 0 HBP: 1 BLK: 0 WP: 2 HR: 1 S: 88 P: 136 ERA: 1.00 WHIP: 0.889																	

Batter	1	2	3	4	5	6	7	8	9	AB	R	H	RBI	BB	SO	LOB	BOTTOM			
Corey Patterson, L (1, 8) OBP: 0.286, SLG: 0.408										4	0	0	0	0	1	0	Philadelphia Phillies @ Chicago Cubs Wrigley Field, Chicago, IL Sun May 08 2005, 1:20 PM CDT Att: 38,656 - Sunny - 69 F			
Nefti Perez, S (1, 6) OBP: 0.333, SLG: 0.473										4	1	1	1	0	1	0				
25 Derrek Lee, R (1, 3) OBP: 0.481, SLG: 0.743										3	0	0	0	0	1	0				
16 Aramis Ramirez, R (1, 5) OBP: 0.336, SLG: 0.500										3	1	2	1	0	0	0				
Jeremy Burnitz, L (1, 9) OBP: 0.320, SLG: 0.518										3	0	0	0	0	1	1				
Michael Barrett, R (1, 2) OBP: 0.274, SLG: 0.429										3	0	2	0	0	1	0				
Ben Grievie, L (1, 7) OBP: 0.490, SLG: 0.333										2	0	0	0	1	1	1				
Todd Hollandsworth, L (7, PR) OBP: 0.295, SLG: 0.337										0	0	0	0	0	0	0				
Jerry Hairston, R (1, 4) OBP: 0.347, SLG: 0.329										3	0	0	0	0	2	2				
38 Carlos Zambrano, S (1, 1) OBP: 0.316, SLG: 0.474										3	0	0	0	0	2	0				
Inning Stats	R: 0 E: 0 K: 0 S: 6	H: 0 LOB: 0 BB: 0 P: 7	R: 0 E: 0 K: 0 S: 10	H: 1 LOB: 1 BB: 0 P: 15	R: 0 E: 0 K: 2 S: 10	H: 0 LOB: 0 BB: 0 P: 13	R: 2 E: 0 K: 3 S: 16	H: 2 LOB: 0 BB: 0 P: 18	R: 0 E: 0 K: 3 S: 10	H: 0 LOB: 0 BB: 0 P: 10	R: 0 E: 0 K: 0 S: 6	H: 0 LOB: 0 BB: 0 P: 10	R: 0 E: 0 K: 1 S: 9	H: 2 LOB: 1 BB: 1 P: 18	R: 0 E: 0 K: 1 S: 8	H: 0 LOB: 0 BB: 0 P: 10	1B: 2 2B: 1 3B: 0 HR: 2	SF: 0 SAC: 0 DP: 0 HBP: 0	WP: 0 PB: 0 SB: 0 CS: 1	PA: 29
PITCHER 39 Brett Myers, R (1, 1) ERA: 1.49	IP: 8.0 WLS: L BF: 29 H: 5 R: 2 ER: 2 SO: 10 BB: 0 IBB: 1 HBP: 0 BLK: 0 WP: 0 HR: 2 S: 75 P: 101 ERA: 2.25 WHIP: 0.625																			

AB	29
R	1
H	5
RBI	1
BB	3
SO	5
LOB	13



AB	28
R	2
H	5
RBI	2
BB	1
SO	10
LOB	4



Batter	1	2	3	4	5	6	7	8	9	AB R H RBI BB SO LOB	TOP												
7 José Reyes, S OBP: 0.285, SLG: 0.381	1-1 F7	0-2 G6-3		1-1 G4-3			1-2 2B 1B		0-3 K	5 0 1 0 0 1 1	New York Mets @ Chicago Cubs Wrigley Field, Chicago, IL Mon May 09 2005, 7:05 PM CDT Att: 37,562 - Cloudy - 64 F												
Mike Cameron, R OBP: 0.625, SLG: 1.000	1-3 K		0-1 G4-3		1-3 K		1-1 2B	3-1 15 1B 31 1B	5 1 2 0 0 2 0														
15 Carlos Beltrán, S OBP: 0.370, SLG: 0.519	2-1 1B 31 HR		4-0 1B BB		1-1 G5-3		0-3 K	1-0 31 1B 1-3 1B	4 2 2 0 1 1 2														
Cliff Floyd, L OBP: 0.411, SLG: 0.624	2-0 31 HR		1-1 1B		0-1 F8		0-1 F9	0-3 K	5 1 2 0 0 1 4														
31 Mike Piazza, R OBP: 0.298, SLG: 0.476 Braden Looper, R	2-2 HR		0-1 L6		3-3 K		3-1 G1-3	2-1 1B	5 1 2 4 0 1 2 0 0 0 0 0 0 0														
Doug Mientkiewicz, L OBP: 0.341, SLG: 0.438	1-3 K		1-0 F7		3-3 K		0-0 HR	1-3 3-H 1B	5 1 2 2 0 2 2														
5 David Wright, R OBP: 0.385, SLG: 0.491		3-2 F9		1-3 K		2-2 HBP	3-1 G6-3	2-2 G1-3	4 0 0 0 0 1 2														
Kazuo Matsui, S OBP: 0.229, SLG: 0.306 Dae-Sung Koo, L Mike DeJean, R Marlon Anderson, L Heath Bell, R 11 Ramon Castro, R OBP: 0.287, SLG: 0.192		3-2 HR		1-3 K		0-3 K	1-1 1B		3 1 1 1 0 0 2 1 0 0 0 0 0 0 0 0 1 0 0 1 0														
Aaron Heilman, R Miguel Cairo, R OBP: 0.326, SLG: 0.342		1-3 K		4-2 BB		3-1 F9	1-1 G5-3		1 0 0 0 1 1 0 2 0 0 0 0 0 1														
Inning Stats	R: 3 E: 0 K: 2 S: 14	H: 3 LOB: 0 BB: 0 P: 23	R: 1 E: 0 K: 1 S: 16	H: 1 LOB: 0 BB: 0 P: 23	R: 0 E: 0 K: 0 S: 7	H: 1 LOB: 2 BB: 1 P: 13	R: 0 E: 0 K: 2 S: 10	H: 0 LOB: 1 BB: 1 P: 17	R: 0 E: 0 K: 1 S: 7	H: 0 LOB: 0 BB: 0 P: 9		R: 0 E: 0 K: 3 S: 13	H: 0 LOB: 1 BB: 0 P: 21	R: 0 E: 0 K: 1 S: 12	H: 2 LOB: 2 BB: 0 P: 17	R: 1 E: 0 K: 0 S: 9	H: 2 LOB: 1 BB: 0 P: 17	R: 2 E: 0 K: 2 S: 19	H: 4 LOB: 2 BB: 0 P: 27	1B: 9 2B: 1 3B: 0 HR: 3	SF: 0 SAC: 0 DP: 0 HBP: 1	WP: 0 PB: 0 SB: 0 CS: 0	PA: 43
PITCHER	IP WLS BF H R ER SO BB IBB HBP BLK WP HR S P ERA WHIP											PITCHER	IP WLS BF H R ER SO BB IBB HBP BLK WP HR S P ERA WHIP										
Jon Leichter, R ERA: 9.0	(1, 1) 3.0 15 5 4 4 3 1 0 0 0 0 0 2 37 59 12.00 2.000											46 Ryan Dempster, R ERA: 5.71	(9, 1) 1.0 7 4 2 2 2 0 0 0 0 0 0 1 9 17 9.00 2.000										
Todd Wellemeyer, R ERA: 2.7	(4, 1) 2.0 7 0 0 0 0 3 1 0 0 0 0 0 0 17 26 0.00 0.500																						
Cliff Bartosh, L ERA: 2.45	(6, 1) 1.1 7 2 0 0 0 3 0 0 1 0 0 0 0 20 33 0.00 1.500																						
Mike Remlinger, L ERA: 4.5	(7, 1) 0.2 2 0 0 0 0 1 0 0 0 0 0 0 0 5 5 0.00 0.000																						
LaTroy Hawkins, R ERA: 4.25	(8, 1) 1.0 L 5 2 1 1 0 0 0 0 0 0 0 0 1 9 17 9.00 2.000																						

AB	40
R	7
H	13
RBI	7
BB	2
SO	12
LOB	15



Batter	1	2	3	4	5	6	7	8	9	AB R H RBI BB SO LOB	BOTTOM												
Corey Patterson, L OBP: 0.290, SLG: 0.408	1-2 G3-6-3 1B		2-1 G3		0-0 G4-3		0-0 25 S 1B		0-1 G3	5 0 2 0 0 0 3	New York Mets @ Chicago Cubs Wrigley Field, Chicago, IL Mon May 09 2005, 7:05 PM CDT Att: 37,562 - Cloudy - 64 F												
Neftali Pérez, S OBP: 0.337, SLG: 0.474	1-2 G3-6-3		4-2 BB		2-1 16 F9 1B		0-3 K	1-2 F7	4 1 1 0 1 1 3														
25 Derrek Lee, R OBP: 0.485, SLG: 0.732	0-1 16 S 1B		2-3 K		4-2 1B HR BB		4-1 1B IBB	3-2 K	3 1 1 0 2 2 3														
16 Aramis Ramirez, R OBP: 0.333, SLG: 0.491	2-0 G6-3			1-0 1B		0-0 F9	3-2 G4-3		4 0 1 0 0 0 5														
Jeromy Burnitz, L OBP: 0.326, SLG: 0.517		3-3 K		3-2 G4-3		1-1 HR 1B		2-2 1B	4 1 2 1 0 1 0														
Michael Barrett, R OBP: 0.273, SLG: 0.453		2-3 K		1-3 K		1-2 3-H HR	2-1 HR	1-0 F8	4 1 1 3 0 2 1														
Todd Hollandsworth, L OBP: 0.283, SLG: 0.322		2-0 G6-3			2-2 F8		0-3 K	1-3 K	4 0 0 0 0 2 1														
Jerry Hairston, R OBP: 0.347, SLG: 0.329 Mike Remlinger, L LaTroy Hawkins, R			1-1 G3 SH3		2-1 E5		0-2 G4-3	1-3 F7	3 0 1 0 0 0 0 0 0 0 0 0 0 0 0 0 0 0 0 0 0														
Ben Grieve, L OBP: 0.364, SLG: 0.300 46 Ryan Dempster, R OBP: 0.077, SLG: 0.077			1-1 SH3		1-1 F9		1-1 G6-3	0-0 G3	1 0 0 0 0 0 1 0 0 0 0 0 0 0 1 0 0 0 0 0 0 1 0 0 0 0 0 0														
Jon Leichter, R Todd Wellemeyer, R Jason Dubois, R Cliff Bartosh, L 5 Ronny Cedeno, R Jose Macias, S OBP: 0.250, SLG: 0.310			1-2 1B					2B	0 0 0 0 0 0 0 0 0 0 0 0 0 0 1 0 0 0 0 0 0 0 0 0 0 0 0 0 1 0 0 0 0 0 0														
Inning Stats	R: 0 E: 0 K: 0 S: 12	H: 2 LOB: 1 BB: 0 P: 16	R: 0 E: 0 K: 2 S: 9	H: 0 LOB: 0 BB: 0 P: 16	R: 0 E: 0 K: 1 S: 18	H: 1 LOB: 2 BB: 1 P: 28	R: 0 E: 0 K: 1 S: 7	H: 1 LOB: 0 BB: 0 P: 12	R: 0 E: 0 K: 0 S: 8	H: 0 LOB: 1 BB: 0 P: 13	R: 4 E: 0 K: 1 S: 16	H: 3 LOB: 2 BB: 1 P: 25	R: 0 E: 0 K: 1 S: 10	H: 1 LOB: 2 BB: 1 P: 18	R: 0 E: 0 K: 1 S: 10	H: 1 LOB: 1 BB: 0 P: 13	R: 0 E: 0 K: 1 S: 10	H: 1 LOB: 1 BB: 0 P: 14	1B: 7 2B: 2 3B: 0 HR: 1	SF: 0 SAC: 1 DP: 1 HBP: 0	WP: 0 PB: 0 SB: 2 CS: 0	PA: 39	
PITCHER	IP WLS BF H R ER SO BB IBB HBP BLK WP HR S P ERA WHIP											PITCHER	IP WLS BF H R ER SO BB IBB HBP BLK WP HR S P ERA WHIP										
Aaron Heilman, R ERA: 4.08	(1, 1) 5.1 B 7 3 2 2 2 2 0 0 0 0 0 0 1 17 21 13.50 2.250																						
Dae-Sung Koo, L ERA: 5.0	(6, 1) 1.1 W 2 0 0 0 0 0 0 1 0 0 0 0 0 4 11 0.00 0.000																						
Mike DeJean, R ERA: 6.0	(7, 1) 0.1 W 2 0 0 0 0 0 0 0 0 0 0 0 0 4 11 0.00 0.000																						
Heath Bell, R ERA: 3.38	(8, 1) 1.0 H 4 1 0 0 0 1 0 0 0 0 0 0 0 10 13 0.00 1.000																						
Braden Looper, R ERA: 4.61	(9, 1) 1.0 S 4 1 0 0 0 1 0 0 0 0 0 0 0 10 14 0.00 1.000																						

AB	35
R	4
H	10
RBI	4
BB	3
SO	8
LOB	18



Batter	1	2	3	4	5	6	7	8	9	10	AB	R	H	RBI	BB	SO	LOB	TOP						
7 José Reyes, S OBP: 0.275, SLG: 0.365	(1,6) P6	(1,1) G4-3			(1,0) B1-3		(1,2) CS	(1,1) 1B	(1,2) P3		5	0	1	0	0	0	4							
Kazu Matsui, S OBP: 0.278, SLG: 0.291	(1,4) K		(0,1) E4 FC3-6 15 BB		(2,1) G4-3			(0,0) B2		(2,1) G6-3	5	0	0	0	0	1	1							
15 Carlos Beltrán, S OBP: 0.361, SLG: 0.496	(1,8) G4-3		(4,2) FC3-6 BB		(0,3) K			(1,2) F8		(0,0) 1B	4	0	1	0	1	1	1							
Cliff Floyd, L OBP: 0.388, SLG: 0.578		(4,2) 31 E 2B BB	(0,2) FC3-6		(1,0) P6			(1,3) K		(2,0) L4	4	1	0	0	1	1	4							
31 Mike Piazza, R OBP: 0.276, SLG: 0.439		(0,1) E4 2B BB	(1,1) L4		(2,1) F8			(1,3) K		(1,0) G1-3	5	1	0	0	0	1	4							
Doug Mientkiewicz, L OBP: 0.336, SLG: 0.414		(4,0) 2B BB	(3,3) K		(1,3) K			(4,1) 5 1B BB			2	1	0	0	2	2	2							
5 David Wright, R OBP: 0.379, SLG: 0.482		(1,3) K			(1,1) F9			(0,1) F8		(1,1) 1B	4	0	1	0	0	1	3							
Victor Diaz, R OBP: 0.417, SLG: 0.536		(2,1) 1-3 2-H 3-H 2B	(2,3) G5-3		(0,0) G5-3			(0,1) 7 CS 1B		(2,3) K	4	0	2	2	0	1	2							
Victor Zambrano, S OBP: 0.297, SLG: 0.480 Marlon Anderson, L OBP: 0.211, SLG: 0.489 Roberto Hernandez, R OBP: 0.287, SLG: 0.214 Eric Valenz, L OBP: 0.283, SLG: 0.214 Mike DeJean, R OBP: 0.283, SLG: 0.214 Dae-Sung Koo, L OBP: 0.283, SLG: 0.214 Heath Bell, R OBP: 0.283, SLG: 0.214	(1,1) K	(2,3) K	(1,2) G3		(1,2) G3			(1,3) K		(1,1) 1B	2	0	0	0	0	1	2							
Inning Stats	R: 0 E: 0 K: 1 S: 12	H: 0 LOB: 0 BB: 0 P: 19	R: 2 E: 1 K: 2 S: 16	H: 1 LOB: 2 BB: 2 P: 30	R: 0 E: 1 K: 1 S: 13	H: 0 LOB: 2 BB: 1 P: 21	R: 0 E: 0 K: 0 S: 6	H: 0 LOB: 0 BB: 0 P: 8	R: 0 E: 0 K: 1 S: 8	H: 0 LOB: 0 BB: 0 P: 10	R: 0 E: 0 K: 1 S: 9	H: 1 LOB: 0 BB: 0 P: 12	R: 0 E: 0 K: 1 S: 12	H: 1 LOB: 1 BB: 0 P: 15	R: 1 E: 0 K: 2 S: 15	H: 2 LOB: 2 BB: 1 P: 25	R: 0 E: 0 K: 0 S: 5	H: 1 LOB: 1 BB: 0 P: 10	1B: 5 2B: 1 3B: 0 HR: 0	SF: 0 SAC: 0 DP: 0 HBP: 0	WP: 0 PB: 0 SB: 0 CS: 1	PA: 42		
PITCHER	IP 7.0	WLS H	BF 27	H 2	R 2	ER 1	SO 7	BB 3	IBB 0	HBP 0	BLK 0	WP 0	HR 0	S 70	P 110	ERA 1.29	WHIP 0.714							
22 Mark Prior, R ERA: 2.77	(1,1)	1.0	H	4	1	0	0	1	0	0	0	0	0	12	15	0.00	1.000							
13 Will Ohman, L ERA:	(8,1)	2.0	W	10	3	1	1	2	1	0	0	0	0	20	35	4.50	2.000							
46 Ryan Dempster, R ERA: 5.65	(9,1)																							

New York Mets @ Chicago Cubs
Wrigley Field, Chicago, IL
Wed May 11 2005, 1:20 PM CDT
Att: 38,475 - Overcast - 49 F

AB 37
R 3
H 6
RBI 3
BB 4
SO 10
LOB 24



Batter	1	2	3	4	5	6	7	8	9	10	AB	R	H	RBI	BB	SO	LOB	BOTTOM						
Corey Patterson, L OBP: 0.300, SLG: 0.451	(1,8) 1B	(0,0) G3		(0,1) G3			(1,0) SH4-3		(4,0) 1B		3	0	1	1	1	0	2							
Neifi Perez, S OBP: 0.336, SLG: 0.471	(1,6) F7	(0,1) 1B		(2,0) P4			(0,3) K		(2,2) G1-2-3		5	0	1	1	0	1	6							
25 Derrek Lee, R OBP: 0.476, SLG: 0.733	(1,3) K	(4,1) 1B		(2,1) G5-3			(3,1) F8		(3,2) HR		4	1	1	1	1	1	2							
Jeremy Burnitz, L OBP: 0.328, SLG: 0.528	(1,9) FC6-4 BB	(0,3) K		(2,2) G3			(1,2) K		(3,3) K		3	0	0	0	1	2	2							
Jason Dubois, R OBP: 0.293, SLG: 0.641 46 Ryan Dempster, R OBP: 0.077, SLG: 0.077	(1,7) FC6-4		(3,1) G5-3		(1,3) K		(1,2) F8		(1,2) K		4	0	0	0	0	1	2							
Jose Macias, S OBP: 0.257, SLG: 0.273		(0,1) G6-3		(2,2) G5-3			(2,3) K		(2,3) K		4	0	0	0	0	1	0							
Jerry Hairston, R OBP: 0.358, SLG: 0.337		(3,2) 22 BLK 24 1B 22 WP HBP		(0,0) F8			(2,2) G5-3		(0,1) 24 BB G1-2-3 1B		3	1	1	0	0	0	0							
24 Henry Blanco, R OBP: 0.185, SLG: 0.240		(0,1) 22 WP 22 BLK G3 1B		(4,2) G3 SH1-3 BB			(2,3) K		(1,2) BB BB		2	1	1	0	2	1	0							
22 Mark Prior, R OBP: 0.417, SLG: 0.455 Ben Griève, L OBP: 0.417, SLG: 0.300 13 Will Ohman, L OBP: 0.277, SLG: 0.315	(1,1) SH1-3	(4,2) G3 1B		(0,0) SH4-3 BB			(4,2) SH4-3 BB		(0,1) B5		0	1	0	0	1	0	0							
Inning Stats	R: 0 E: 0 K: 1 S: 8	H: 1 LOB: 2 BB: 1 P: 12	R: 3 E: 0 K: 1 S: 14	H: 2 LOB: 2 BB: 2 P: 26	R: 0 E: 0 K: 0 S: 6	H: 0 LOB: 0 BB: 0 P: 10	R: 0 E: 0 K: 0 S: 6	H: 0 LOB: 1 BB: 1 P: 12	R: 0 E: 0 K: 1 S: 8	H: 0 LOB: 0 BB: 0 P: 13	R: 0 E: 0 K: 1 S: 14	H: 0 LOB: 1 BB: 1 P: 17	R: 0 E: 0 K: 2 S: 13	H: 0 LOB: 0 BB: 0 P: 19	R: 1 E: 0 K: 0 S: 8	H: 1 LOB: 2 BB: 2 P: 18	R: 1 E: 0 K: 0 S: 8	H: 1 LOB: 0 BB: 0 P: 11	1B: 4 2B: 0 3B: 0 HR: 1	SF: 0 SAC: 2 DP: 1 HBP: 1	WP: 1 PB: 0 SB: 1 CS: 0	PA: 39		
PITCHER	IP 6.0	WLS R	BF 26	H 3	R 3	ER 3	SO 4	BB 4	IBB 0	HBP 1	BLK 1	WP 1	HR 0	S 56	P 93	ERA 4.50	WHIP 1.167							
Victor Zambrano, R ERA: 5.45	(1,1)	2.0	7	0	0	0	3	1	0	0	0	0	0	22	36	0.00	0.500							
Roberto Hernandez, R ERA: 1.1	(7,1)	0.1	3	1	0	0	0	1	0	0	0	0	0	4	8	0.00	6.000							
Mike DeJean, R ERA: 5.84	(9,1)	0.0	1	0	0	0	0	1	0	0	0	0	0	0	4	∞	∞							
Dae-Sung Koo, L ERA: 5.0	(8,1)	0.2	L	2	1	1	0	0	0	0	0	0	1	12	17	13.50	1.500							
Heath Bell, R ERA: 3.26	(8,1)																							

New York Mets @ Chicago Cubs
Wrigley Field, Chicago, IL
Wed May 11 2005, 1:20 PM CDT
Att: 38,475 - Overcast - 49 F

AB 29
R 4
H 5
RBI 3
BB 7
SO 7
LOB 16



Batter	1	2	3	4	5	6	7	8	9	AB	R	H	RBI	BB	SO	LOB	TOP								
Corey Patterson, L (1, 8) OBP: 0.297, SLG: 0.442	1-1 F7		1-1 P5				1-2 F7	2-2 E1		5	0	1	0	0	1	2	Chicago Cubs @ Washington Nationals Robert F. Kennedy Memorial Stadium, Washington, DC Fri May 13 2005, 7:05 PM EDT Att: 36,585 - Cloudy - 61 F								
Neft Perez, S (1, 6) OBP: 0.339, SLG: 0.463	1-2 G4-3			1-2 F8	3-2		4-2	0-2 G3		4	0	1	0	1	0	1									
25 Derrek Lee, R (1, 3) OBP: 0.467, SLG: 0.710	0-0 G5-3			0-3	2-2		0-1 L6		4-0	4	0	0	0	1	1	3									
16 Aramis Ramirez, R (1, 5) OBP: 0.333, SLG: 0.508		0-1 P4		4-1	0-2			2-2	3-1	4	2	1	1	1	0	3									
Jeromy Burnitz, L (1, 9) OBP: 0.331, SLG: 0.531	1-2 G4-3			0-0	0-1		0-1	2-0	2-1	5	2	2	0	0	0	1									
Michael Barrett, R (1, 2) OBP: 0.280, SLG: 0.441	0-0 F8			0-0	4-2			1-1	1-0	3	0	1	1	1	0	1									
Jason Dubois, R (1, 7) OBP: 0.311, SLG: 0.619			0-1	0-0	0-2			4-2	1-1	3	1	1	1	0	0	1									
43 Michael Wuerztz, R (8, 1)				1-2	2-1			1-2	3-1	0	0	0	0	0	0	0									
Ben Grievie, L (9, PH) OBP: 0.385, SLG: 0.273				1-2	3-2			1-2	1-1	1	0	0	0	0	0	2									
Mike Remlinger, L (9, 1)				1-2	3-2			1-2	1-1	0	0	0	0	0	0	0									
Todd Wellemeyer, R (9, 1)				1-2	3-2			1-2	1-1	0	0	0	0	0	0	0									
Jerry Hairston, R (1, 4) OBP: 0.355, SLG: 0.326			0-1	0-0	2-1		3-2	4-0		3	1	0	0	1	0	3									
Glendon Rusch, L (1, 1) LaTroy Hawkins, R (6, 1) 29 Mike Fontenot, L (7, PH) 13 Will Ohman, L (7, 1) Todd Hollandsworth, L (8, PH) OBP: 0.175, SLG: 0.312			0-2		1-0		2-2	1-3		2	0	2	0	0	0	0									
					25 F9					0	0	0	0	0	0	0									
										1	0	0	0	0	0	0									
										0	0	0	0	0	0	0									
										0	0	0	0	0	0	0									
										1	0	0	0	0	1	2									
Inning Stats	R: 0 E: 0 K: 0 S: 7	H: 0 LOB: 0 BB: 0 P: 9	R: 0 E: 0 K: 0 S: 6	H: 0 LOB: 0 BB: 0 P: 7	R: 0 E: 0 K: 0 S: 9	H: 1 LOB: 1 BB: 0 P: 10	R: 2 E: 0 K: 1 S: 14	H: 3 LOB: 2 BB: 1 P: 21	R: 0 E: 0 K: 1 S: 19	H: 2 LOB: 2 BB: 0 P: 26	R: 0 E: 0 K: 0 S: 10	H: 0 LOB: 1 BB: 1 P: 17	R: 0 E: 0 K: 0 S: 12	H: 0 LOB: 1 BB: 1 P: 19	R: 4 E: 1 K: 1 S: 21	H: 3 LOB: 1 BB: 1 P: 37	R: 0 E: 1 K: 0 S: 7	H: 0 LOB: 2 BB: 1 P: 18	1B: 7 2B: 1 3B: 0 HR: 1	SF: 0 SAC: 1 DP: 0 HBP: 1	WP: 0 PB: 0 SB: 1 CS: 2	PA: 43			
PITCHER	IP	WLS	BF	H	R	ER	SO	BB	IBB	HBP	BLK	WP	HR	S	P	ERA	WHIP								
Esteban Loaiza, R (1, 1) ERA: 3.54	7.0		30	6	2	2	2	3	0	0	0	0	0	77	109	2.57	1.286								
Luis Ayala, R (8, 1) ERA: 3.32	0.1	L	4	2	3	1	0	0	0	1	0	0	1	11	20	27.00	6.000								
32 Chad Cordero, R (8, 1) ERA: 0.56	0.2		4	1	1	0	1	1	0	0	0	0	0	10	17	0.00	3.000								
Zach Day, R (9, 1) ERA: 5.9	1.0		5	0	0	0	0	1	0	0	0	0	0	7	18	0.00	1.000								

AB	36
R	6
H	9
RBI	3
BB	5
SO	3
LOB	19



Batter	1	2	3	4	5	6	7	8	9	AB	R	H	RBI	BB	SO	LOB	BOTTOM								
Brad Wilkerson, L (1, 8) OBP: 0.367, SLG: 0.482	2-3		2-0				1-2		4-2	4	0	1	0	1	1	1	Chicago Cubs @ Washington Nationals Robert F. Kennedy Memorial Stadium, Washington, DC Fri May 13 2005, 7:05 PM EDT Att: 36,585 - Cloudy - 61 F								
Jamey Carroll, R (1, 6) OBP: 0.385, SLG: 0.375	0-2		0-0		1-3		1-1		4-2	3	0	0	0	1	1	1									
Jose Guillen, R (1, 9) OBP: 0.338, SLG: 0.553	0-0		2-0		1-2			0-2	2-0	5	1	1	0	0	0	4									
Vinny Castilla, R (1, 5) OBP: 0.374, SLG: 0.483		3-2	2-1		4-1		1-2	1-3		3	1	1	0	1	1	1									
Jeffrey Hammonds, R (1, 7) OBP: 0.222, SLG: 0.125	0-1		0-1		1-0		1-0	1-0		2	0	0	0	0	0	1									
Ryan Church, L (8, PH) OBP: 0.338, SLG: 0.464					1-3					2	0	1	1	0	0	0									
24 Nick Johnson, L (1, 3) OBP: 0.435, SLG: 0.504		3-1	3-2		0-0			0-0		4	0	1	0	0	0	2									
Gary Bennett, R (1, 2) OBP: 0.333, SLG: 0.412	0-1		1-2		4-0		1-2		1-2	3	1	2	1	1	0	0									
Henry Mateo, S (1, 4)					3-1		1-1		0-1	1	0	0	0	1	0	0									
Carlos Baerga, S (6, PH) OBP: 0.276, SLG: 0.259					4-2					1	0	0	0	0	0	3									
15 Cristian Guzman, S (7, 6) OBP: 0.262, SLG: 0.288					1-2					1	0	0	0	0	0	1									
Esteban Loaiza, R (1, 1) OBP: 0.150, SLG: 0.150					0-0			2-1		3	0	1	0	0	1	2									
Luis Ayala, R (8, 1)										0	0	0	0	0	0	0									
32 Chad Cordero, R (8, 1)										0	0	0	0	0	0	0									
Zach Day, R (9, 1) OBP: 0.125, SLG: 0.125										0	0	0	0	0	0	0									
Tony Blanco, R (9, PH) OBP: 0.353, SLG: 0.438										1	0	1	1	0	0	0									
Inning Stats	R: 0 E: 0 K: 1 S: 7	H: 0 LOB: 0 BB: 0 P: 9	R: 1 E: 0 K: 0 S: 19	H: 3 LOB: 2 BB: 1 P: 30	R: 0 E: 0 K: 0 S: 5	H: 1 LOB: 1 BB: 0 P: 11	R: 0 E: 0 K: 0 S: 11	H: 0 LOB: 0 BB: 0 P: 15	R: 0 E: 0 K: 1 S: 9	H: 1 LOB: 1 BB: 0 P: 16	R: 1 E: 0 K: 0 S: 8	H: 2 LOB: 2 BB: 2 P: 19	R: 0 E: 0 K: 1 S: 8	H: 0 LOB: 0 BB: 0 P: 10	R: 0 E: 0 K: 1 S: 7	H: 0 LOB: 0 BB: 0 P: 9	R: 1 E: 0 K: 0 S: 20	H: 2 LOB: 2 BB: 2 P: 33	1B: 6 2B: 3 3B: 0 HR: 0	SF: 0 SAC: 1 DP: 1 HBP: 0	WP: 0 PB: 0 SB: 0 CS: 2	PA: 39			
PITCHER	IP	WLS	BF	H	R	ER	SO	BB	IBB	HBP	BLK	WP	HR	S	P	ERA	WHIP								
Glendon Rusch, L (1, 1) ERA: 2.88	5.0		22	6	2	2	2	2	0	0	0	0	0	4	10	0.00	2.000								
LaTroy Hawkins, R (6, 1) ERA: 3.95	1.0	B	4	1	0	0	0	1	0	0	0	0	0	4	10	0.00	2.000								
13 Will Ohman, L (7, 1) ERA:	1.0	W	3	0	0	0	1	0	0	0	0	0	0	8	10	0.00	0.000								
43 Michael Wuerztz, R (8, 1) ERA: 4.0	1.0		3	0	0	0	1	0	0	0	0	0	0	7	9	0.00	0.000								
Mike Remlinger, L (9, 1) ERA: 4.63	0.2		6	2	1	1	0	2	0	0	0	0	0	19	30	13.50	6.000								
PITCHER	IP	WLS	BF	H	R	ER	SO	BB	IBB	HBP	BLK	WP	HR	S	P	ERA	WHIP								
Todd Wellemeyer, R (9, 1) ERA: 2.57	0.1	S	1	0	0	0	0	0	0	0	0	0	0	1	3	0.00	0.000								




Batter	1	2	3	4	5	6	7	8	9	AB	R	H	RBI	BB	SO	LOB	TOP								
Corey Patterson, L (1, 8) OBP: 0.300, SLG: 0.448										5	0	2	2	0	1	4	Chicago Cubs @ Washington Nationals Robert F. Kennedy Memorial Stadium, Washington, DC Sat May 14 2005, 7:05 PM EDT Att: 42,829 - Cloudy - 66 F								
Neftali Feliz, S (1, 6) OBP: 0.325, SLG: 0.442										5	0	0	0	0	0	5									
25 Derrek Lee, R (1, 3) OBP: 0.458, SLG: 0.690										5	0	1	0	0	2	2									
16 Aramis Ramirez, R (1, 5) OBP: 0.324, SLG: 0.492										4	0	0	0	0	1	1									
Jeremy Burnitz, L (1, 9) OBP: 0.329, SLG: 0.522										4	0	1	0	0	0	0									
Jason Dubois, R (1, 7) OBP: 0.306, SLG: 0.609										4	1	1	0	0	2	2									
Jerry Hairston, R (1, 4) OBP: 0.360, SLG: 0.327										3	0	1	0	0	1	0									
24 Henry Blanco, R (1, 2) 29 Mike Fontenot, L (9, PH)										3	0	1	0	0	0	2									
38 Carlos Zambrano, S (1, 1) Cliff Bartosh, L (4, 1) Jose Mauer, R (5, PH) Todd Wellemeyer, R (5, 1) Todd Hollandsworth, L (7, PH) LaTroy Hawkins, R (7, 1) 13 Will Ohman, L (8, 1) Michael Barrett, R (9, PH)										1	1	1	0	0	0	0									
Inning Stats	R: 0 E: 0 K: 2 S: 11	H: 0 LOB: 0 BB: 0 P: 16	R: 0 E: 0 K: 1 S: 14	H: 0 LOB: 0 BB: 0 P: 20	R: 1 E: 0 K: 0 S: 10	H: 2 LOB: 1 BB: 0 P: 12	R: 0 E: 0 K: 1 S: 8	H: 0 LOB: 0 BB: 0 P: 10	R: 1 E: 0 K: 0 S: 12	H: 3 LOB: 2 BB: 0 P: 18	R: 0 E: 0 K: 1 S: 12	H: 0 LOB: 0 BB: 0 P: 17	R: 0 E: 0 K: 2 S: 11	H: 1 LOB: 2 BB: 0 P: 22	R: 0 E: 0 K: 0 S: 12	H: 2 LOB: 2 BB: 0 P: 16		R: 1 E: 0 K: 1 S: 17	H: 2 LOB: 2 BB: 0 P: 25	1B: 7 2B: 3 3B: 0 HR: 0	SF: 0 SAC: 0 DP: 0 HBP: 2	WP: 0 PB: 0 SB: 0 CS: 0	PA: 39		
PITCHER	IP	WLS	BF	H	R	ER	SO	BB	IBB	HBP	BLK	WP	HR	S	P	ERA	WHIP								
Livan Hernandez, R (1, 1) ERA: 3.9	6.1	W	25	5	2	2	6	0	0	1	0	0	0	71	102	2.84	0.789								
Gary Majewski, R (7, 1) ERA: 1.98	1.2	H	8	3	0	0	1	0	0	0	0	0	0	19	29	0.00	1.800								
32 Chad Cordero, R (9, 1) ERA: 1.06	1.0	S	6	2	1	1	1	0	0	1	0	0	0	17	25	9.00	2.000								


AB	37
R	3
H	10
RBI	3
BB	0
SO	8
LOB	18



Batter	1	2	3	4	5	6	7	8	9	AB	R	H	RBI	BB	SO	LOB	BOTTOM								
Brad Wilkerson, L (1, 8) OBP: 0.364, SLG: 0.483										4	1	1	0	0	1	0	Chicago Cubs @ Washington Nationals Robert F. Kennedy Memorial Stadium, Washington, DC Sat May 14 2005, 7:05 PM EDT Att: 42,829 - Cloudy - 66 F								
Jamey Carroll, R (1, 4) OBP: 0.386, SLG: 0.373										3	1	1	0	0	0	0									
Jose Guillen, R (1, 9) OBP: 0.336, SLG: 0.551										4	0	1	0	0	2	3									
24 Nick Johnson, L (1, 3) OBP: 0.430, SLG: 0.492										3	1	0	0	0	1	2									
Vinny Castilla, R (1, 5) OBP: 0.378, SLG: 0.479										3	1	1	2	1	0	0									
Ryan Church, L (1, 7) OBP: 0.333, SLG: 0.452										4	0	1	1	0	2	2									
Brian Schneider, L (1, 2) OBP: 0.336, SLG: 0.432										2	0	0	0	0	0	0									
15 Cristian Guzman, S (1, 6) OBP: 0.264, SLG: 0.289										3	0	1	1	0	0	0									
Livan Hernandez, R (1, 1) OBP: 0.281, SLG: 0.409										2	0	0	0	0	0	3									
Gary Majewski, R (7, 1) 32 Chad Cordero, R (9, 1)										1	0	0	0	0	0	0									
Inning Stats	R: 0 E: 0 K: 2 S: 8	H: 0 LOB: 0 BB: 0 P: 10	R: 0 E: 0 K: 1 S: 11	H: 0 LOB: 0 BB: 0 P: 16	R: 0 E: 0 K: 0 S: 5	H: 0 LOB: 0 BB: 0 P: 9	R: 4 E: 0 K: 1 S: 19	H: 4 LOB: 2 BB: 0 P: 30	R: 0 E: 0 K: 0 S: 12	H: 1 LOB: 1 BB: 0 P: 15	R: 0 E: 0 K: 0 S: 6	H: 0 LOB: 0 BB: 0 P: 9	R: 0 E: 0 K: 2 S: 7	H: 0 LOB: 0 BB: 0 P: 10	R: 0 E: 0 K: 2 S: 9	H: 1 LOB: 2 BB: 1 P: 19	1B: 4 2B: 2 3B: 0 HR: 0	SF: 0 SAC: 1 DP: 1 HBP: 2	WP: 0 PB: 0 SB: 0 CS: 0	PA: 33					
PITCHER	IP	WLS	BF	H	R	ER	SO	BB	IBB	HBP	BLK	WP	HR	S	P	ERA	WHIP								
38 Carlos Zambrano, R (1, 1) ERA: 4.09	3.1	L	17	4	4	4	4	0	0	2	0	0	0	3	4	0.00	0.000								
Cliff Bartosh, L (4, 1) ERA: 2.31	0.2		1	0	0	0	0	0	0	0	0	0	0	3	4	0.00	0.000								
Todd Wellemeyer, R (5, 1) ERA: 2.0	2.0		7	1	0	0	0	0	0	0	0	0	0	18	24	0.00	0.500								
LaTroy Hawkins, R (7, 1) ERA: 3.6	1.1		5	1	0	0	0	0	0	0	0	0	0	10	16	0.00	0.750								
13 Will Ohman, L (8, 1) ERA:	0.2		3	0	0	0	2	0	1	0	0	0	0	6	13	0.00	0.000								



Batter	1	2	3	4	5	6	7	8	9	AB	R	H	RBI	BB	SO	LOB	TOP										
Corey Patterson, L OBP: 0.297, SLG: 0.435	4-0 WP 1B BB		0-3 K		0-0 E1 CS	0-0 P5			1-0 P5	4	1	0	0	1	1	3	Chicago Cubs @ Washington Nationals Robert F. Kennedy Memorial Stadium, Washington, DC Sun May 15 2005, 1:05 PM EDT Att: 44,103 - Cloudy - 70 F livebaseballscorecards.com AB 34 R 4 H 8 RBI 4 BB 4 SO 9 LOB 14 										
Neftali Feliz, S OBP: 0.312, SLG: 0.424	0-3 K		0-1 B4-3		1-2 P6		1-1 L3		1-3 K	5	0	0	0	0	2	2											
25 Derrek Lee, R OBP: 0.447, SLG: 0.669	1-3 K		0-3 K		0-0 P4		1-1 F9			4	0	0	0	0	2	2											
Jeremy Burnitz, L OBP: 0.333, SLG: 0.515	4-2 WP 1B BB			1-0 G3-1	1-0 CS	4-2 G5-3 2B BB			3-3 K	2	2	0	0	2	1	0											
Michael Barrett, R OBP: 0.295, SLG: 0.449	1-1 1-H 2-H 1B			0-0 1B 1B		0-0 G5-3		3-1 G4-3		4	1	2	2	0	0	1											
Jason Dubois, R OBP: 0.321, SLG: 0.620	0-3 K			1-1 5 1B 1B G6-2-3 1B		0-2 5 1B 2B		0-0 G4-3		4	0	2	1	0	1	1											
Jose Macias, S OBP: 0.300, SLG: 0.316		0-2 G1-3		3-1 5 1B 1B 3-H 1B		2-2 P5		0-0 1B		4	0	2	1	0	0	1											
5 Ronny Cedeno, R OBP: 0.313, SLG: 0.500 13 Will Ohman, L	1-3 K			1-1 1B 1B		0-0 BB 1B		0-3 K		4	0	2	0	0	2	1											
Greg Maddux, R OBP: 0.188, SLG: 0.188 Ben Grieve, L OBP: 0.429, SLG: 0.273 Cliff Bartosh, L OBP: 1.000, SLG: 1.000 43 Michael Wuerz, R Jerry Hairston, R OBP: 0.357, SLG: 0.323	0-1 G1-3			0-1 G6-2-3		4-1 BB		2-2 P3		2	0	0	0	0	0	3											
Inning Stats	R: 2 E: 0 K: 3 S: 13	H: 1 LOB: 1 BB: 2 P: 23	R: 0 E: 0 K: 1 S: 8	H: 0 LOB: 0 BB: 0 P: 9	R: 0 E: 0 K: 2 S: 8	H: 0 LOB: 0 BB: 0 P: 8	R: 1 E: 0 K: 0 S: 10	H: 4 LOB: 2 BB: 0 P: 16	R: 0 E: 0 K: 0 S: 5	H: 0 LOB: 0 BB: 0 P: 7	R: 1 E: 0 K: 0 S: 14	H: 2 LOB: 3 BB: 2 P: 24	R: 0 E: 0 K: 1 S: 7	H: 0 LOB: 1 BB: 0 P: 12	R: 0 E: 0 K: 1 S: 8	H: 1 LOB: 1 BB: 0 P: 11		R: 0 E: 0 K: 1 S: 13	H: 0 LOB: 0 BB: 0 P: 17	1B: 7 2B: 1 3B: 0 HR: 0	SF: 0 SAC: 0 DP: 1 HBP: 0	WP: 1 PB: 0 SB: 1 CS: 1	PA: 39				
PITCHER	IP	WLS	BF	H	R	ER	SO	BB	IBB	HBP	BLK	WP	HR	S	P	ERA	WHIP										
22 John Patterson, R ERA: 2.98	5.2		27	7	4	4	6	4	0	0	0	1	0	57	86	6.35	1.941										
Hector Carrasco, R ERA: 0.96	0.1	W	1	0	0	0	0	0	0	0	0	0	0	1	1	0.00	0.000										
Luis Ayala, R ERA: 3.04	2.0	H	7	1	0	0	2	0	0	0	0	0	0	15	23	0.00	0.500										
32 Chad Cordero, R ERA: 1.0	1.0	S	3	0	0	0	1	0	0	0	0	0	0	13	17	0.00	0.000										

Batter	1	2	3	4	5	6	7	8	9	AB	R	H	RBI	BB	SO	LOB	BOTTOM										
Brad Wilkerson, L OBP: 0.361, SLG: 0.476	1-1 G4-3		0-1 1B 1B		3-3 K	3-1 F9				4	1	1	0	0	1	1	Chicago Cubs @ Washington Nationals Robert F. Kennedy Memorial Stadium, Washington, DC Sun May 15 2005, 1:05 PM EDT Att: 44,103 - Cloudy - 70 F livebaseballscorecards.com AB 32 R 5 H 7 RBI 4 BB 1 SO 5 LOB 9 										
Jamey Carroll, R OBP: 0.377, SLG: 0.364	1-1 F8		1-2 1B 1B		0-0 G6-3		2-3 K			4	0	1	0	0	1	0											
Jose Guillen, R OBP: 0.340, SLG: 0.547	1-1 G5-3		0-1 1B 2-H 1B		4-0 24 HR BB		1-2 F8			3	1	1	1	1	0	0											
24 Nick Johnson, L OBP: 0.432, SLG: 0.523		0-1 G4-3 2B	3-2 P6		3-1 1-H HR		3-3 K			4	1	2	2	0	1	2											
Vinny Castilla, R OBP: 0.374, SLG: 0.472		0-0 P5		0-2 E S G3 1B	1-1 L8		1-3 K			4	1	1	0	0	1	1											
Ryan Church, L OBP: 0.317, SLG: 0.429	0-1 G4-3		0-3 K		2-2 E4 SH5-3 E		1-1 G3			4	1	0	0	0	1	2											
Brian Schneider, L OBP: 0.327, SLG: 0.418	2-0 G3-1		2-1 G3		0-1 SH5-3		2-1 G4-3			3	0	0	1	0	0	1											
15 Cristian Guzman, S OBP: 0.265, SLG: 0.290			0-0 L8	0-1 22 FC6-4 1B	0-0 E4		2-2 G3			3	0	1	0	0	0	0											
22 John Patterson, R OBP: 0.083, SLG: 0.187 Hector Carrasco, R Jeffrey Hammonds, R OBP: 0.211, SLG: 0.118 Luis Ayala, R 32 Chad Cordero, R	0-1 G4-3		0-0 G4-3		0-1 FC6-4		0-1 P5			2	0	0	0	0	0	1											
Inning Stats	R: 0 E: 0 K: 0 S: 6	H: 0 LOB: 0 BB: 0 P: 9	R: 0 E: 0 K: 0 S: 6	H: 1 LOB: 1 BB: 0 P: 8	R: 1 E: 0 K: 0 S: 14	H: 3 LOB: 2 BB: 0 P: 18	R: 1 E: 0 K: 1 S: 12	H: 2 LOB: 1 BB: 0 P: 14	R: 2 E: 0 K: 0 S: 8	H: 1 LOB: 1 BB: 1 P: 19	R: 1 E: 2 K: 0 S: 10	H: 0 LOB: 1 BB: 0 P: 15	R: 0 E: 0 K: 2 S: 10	H: 0 LOB: 0 BB: 0 P: 16	R: 0 E: 0 K: 1 S: 8	H: 0 LOB: 0 BB: 0 P: 12		R: 0 E: 0 K: 1 S: 8	H: 0 LOB: 0 BB: 0 P: 12	1B: 5 2B: 1 3B: 0 HR: 1	SF: 0 SAC: 1 DP: 0 HBP: 0	WP: 0 PB: 0 SB: 1 CS: 0	PA: 34				
PITCHER	IP	WLS	BF	H	R	ER	SO	BB	IBB	HBP	BLK	WP	HR	S	P	ERA	WHIP										
Greg Maddux, R ERA: 4.15	5.0		23	7	4	4	2	1	0	0	0	0	0	10	15	0.00	1.600										
Cliff Bartosh, L ERA: 2.13	1.0	L	5	0	1	0	0	0	0	0	0	0	0	14	21	0.00	0.000										
43 Michael Wuerz, R ERA: 3.72	1.1		4	0	0	0	3	0	0	0	0	0	0	14	21	0.00	0.000										
13 Will Ohman, L ERA:	0.2		2	0	0	0	0	0	0	0	0	0	0	4	7	0.00	0.000										

Batter	1	2	3	4	5	6	7	8	9	AB	R	H	RBI	BB	SO	LOB	TOP								
Jerry Hairston, R OBP: 0.358, SLG: 0.337 (1, 4)	G6-3		P3		1B		F9		SH1-4	5	2	2	0	0	0	0									
Neft Perez, S OBP: 0.318, SLG: 0.426 (1, 6)	G4-3		1B		1B		P5		SH1-4	4	0	2	0	0	0	0									
25 Derrek Lee, R OBP: 0.457, SLG: 0.730 (1, 3)	1B		1B		SF9		HR		HR	4	2	4	4	0	0	0									
Jeremy Burnitz, L OBP: 0.342, SLG: 0.514 (1, 9)	1B		F9		1B		BB		G4-3	4	0	2	0	1	0	2									
16 Aramis Ramirez, R OBP: 0.327, SLG: 0.485 (1, 5)	F8				FC3-6		F9		P4	4	0	1	0	1	0	3									
Corey Patterson, L OBP: 0.296, SLG: 0.430 (1, 8)		F7			1B		K			4	0	1	0	0	2	3									
Jason Dubois, R OBP: 0.298, SLG: 0.574 Todd Hollandsworth, L OBP: 0.272, SLG: 0.309 (1, 7) (9, 7)	G6-3		FC3-6		1B		G2-3		G5-3	4	0	0	0	0	0	2									
Michael Barrett, R OBP: 0.293, SLG: 0.441 (1, 2)	K		G5-4-3		F7		F7		1B	4	0	1	0	0	1	2									
22 Mark Prior, R OBP: 0.333, SLG: 0.357 Jose Macias, S OBP: 0.293, SLG: 0.308 LaTroy Hawkins, R 13 Will Ohman, L 46 Ryan Dempster, R OBP: 0.077, SLG: 0.077 (1, 1) (8, PH) (8, 1) (8, 1) (9, 1)	G1-3				K		L6		G6-3	3	0	0	0	0	1	0									
Inning Stats	R: 0 E: 0 K: 0 S: 10	H: 2 LOB: 2 BB: 0 P: 15	R: 0 E: 0 K: 1 S: 7	H: 0 LOB: 0 BB: 0 P: 8	R: 0 E: 0 K: 0 S: 9	H: 2 LOB: 2 BB: 0 P: 13	R: 0 E: 0 K: 0 S: 7	H: 2 LOB: 1 BB: 0 P: 12	R: 1 E: 0 K: 2 S: 14	H: 3 LOB: 3 BB: 1 P: 26	R: 0 E: 0 K: 0 S: 7	H: 0 LOB: 0 BB: 0 P: 9	R: 1 E: 0 K: 0 S: 14	H: 1 LOB: 1 BB: 0 P: 23	R: 0 E: 0 K: 1 S: 13	H: 1 LOB: 1 BB: 0 P: 17	R: 2 E: 0 K: 0 S: 8	H: 2 LOB: 0 BB: 0 P: 12	1B: 9 2B: 2 3B: 0 HR: 2	SF: 1 SAC: 1 DP: 1 HBP: 0	WP: 0 PB: 0 SB: 0 CS: 0	PA: 41			
PITCHER	IP	WLS	BF	H	R	ER	SO	BB	IBB	HBP	BLK	WP	HR	S	P	ERA	WHIP								
Josh Fogg, R ERA: 3.77 Michael Gonzalez, L ERA: 2.25 Jose Mesa, R ERA: 3.6	6.2		30	10	2	2	3	1	0	0	0	0	1	65	99	2.70	1.650								
	1.1	H	6	1	0	0	1	1	0	0	0	0	0	16	24	0.00	1.500								
	1.0	L	5	2	2	2	0	0	0	0	0	0	1	8	12	18.00	2.000								

Chicago Cubs @ Pittsburgh Pirates
PNC Park, Pittsburgh, PA
Tue May 17 2005, 7:05 PM EDT
Att: 19,701 - Clear - 62 F

AB 37
R 4
H 13
RBI 4
BB 2
SO 4
LOB 13



Batter	1	2	3	4	5	6	7	8	9	AB	R	H	RBI	BB	SO	LOB	BOTTOM								
Matt Lawton, L OBP: 0.351, SLG: 0.401 (1, 9)	K		F7		G6-3		F7			4	0	0	0	0	1	0									
2 Jack Wilson, R OBP: 0.216, SLG: 0.252 (1, 6)	G4-3		B4-3				P4		G4-3	4	0	0	0	0	0	0									
Jason Bay, R OBP: 0.362, SLG: 0.558 (1, 7)	BB		F9		HR		HR		G4-6-3	2	1	1	1	2	0	0									
Daryle Ward, L OBP: 0.322, SLG: 0.573 (1, 3)	G4-3		F8		K		K		G4-6-3	4	0	0	0	0	1	2									
Rob Mackowiak, L OBP: 0.378, SLG: 0.426 (7, 8)	K		1B		HR		HR		G5-3	4	1	2	1	0	1	0									
Jose Castillo, R OBP: 0.353, SLG: 0.540 (1, 4)	G4-3		1B		1B		FC4-6		K	4	0	2	0	0	1	0									
Tike Redman, L OBP: 0.215, SLG: 0.264 Michael Gonzalez, R Jose Mesa, R 12 Freddy Sanchez, R OBP: 0.324, SLG: 0.377 (1, 8) (7, 1) (9, 1) (9, PH)	1B		F9		FC4-6		FC4-6		G5-3	3	1	1	0	0	0	2									
11 Humberto Cota, R OBP: 0.283, SLG: 0.490 (1, 2)	2B		K		K		K			3	0	1	1	0	2	0									
Josh Fogg, R OBP: 0.250, SLG: 0.143 Bobby Hill, S OBP: 0.321, SLG: 0.320 (1, 1) (7, 5)	G3-1		G6-3				K			2	0	0	0	0	0	1									
Inning Stats	R: 0 E: 0 K: 1 S: 14	H: 0 LOB: 1 BB: 1 P: 25	R: 1 E: 0 K: 1 S: 11	H: 2 LOB: 1 BB: 0 P: 14	R: 0 E: 0 K: 0 S: 3	H: 0 LOB: 0 BB: 0 P: 5	R: 0 E: 0 K: 0 S: 9	H: 2 LOB: 1 BB: 0 P: 13	R: 0 E: 0 K: 1 S: 7	H: 0 LOB: 0 BB: 0 P: 12	R: 2 E: 0 K: 1 S: 15	H: 3 LOB: 1 BB: 0 P: 20	R: 0 E: 0 K: 2 S: 8	H: 0 LOB: 0 BB: 0 P: 12	R: 0 E: 0 K: 0 S: 4	H: 0 LOB: 0 BB: 1 P: 11	R: 0 E: 0 K: 1 S: 7	H: 0 LOB: 0 BB: 0 P: 8	1B: 4 2B: 1 3B: 0 HR: 2	SF: 0 SAC: 0 DP: 1 HBP: 0	WP: 0 PB: 0 SB: 0 CS: 0	PA: 34			
PITCHER	IP	WLS	BF	H	R	ER	SO	BB	IBB	HBP	BLK	WP	HR	S	P	ERA	WHIP								
22 Mark Prior, R ERA: 2.93 LaTroy Hawkins, R 13 Will Ohman, L 46 Ryan Dempster, R ERA: 5.5	7.0		28	7	3	3	6	1	0	0	0	0	0	3	9	0.00	3.000								
	0.1		2	0	0	0	0	1	0	0	0	0	0	3	9	0.00	3.000								
	0.2	W	1	0	0	0	0	0	0	0	0	0	0	1	2	0.00	0.000								
	1.0	S	3	0	0	0	1	0	0	0	0	0	0	7	8	0.00	0.000								

Chicago Cubs @ Pittsburgh Pirates
PNC Park, Pittsburgh, PA
Tue May 17 2005, 7:05 PM EDT
Att: 19,701 - Clear - 62 F

AB 32
R 3
H 7
RBI 3
BB 2
SO 7
LOB 5



Batter	1	2	3	4	5	6	7	8	9	AB	R	H	RBI	BB	SO	LOB	TOP								
Jerry Hairston, R OBP: 0.363, SLG: 0.336 (1, 4)	F8		HBP		F8			S		3	0	1	0	0	0	1	Chicago Cubs @ Pittsburgh Pirates PNC Park, Pittsburgh, PA Wed May 18 2005, 12:35 PM EDT Att: 21,142 - Partly Cloudy - 65 F								
Neftali Feliz, S OBP: 0.323, SLG: 0.435 (1, 6)	2B		G6-4-3			BB		SF8		2	0	1	1	1	0	1									
25 Derrek Lee, R OBP: 0.446, SLG: 0.709 (1, 3)	K			K		G1-6-3		L3		4	0	0	0	0	2	4									
Jeremy Burnitz, L OBP: 0.340, SLG: 0.503 (1, 9)	K2-3			P6		G1-3			CS	3	0	0	0	1	1	1									
Michael Barrett, R OBP: 0.300, SLG: 0.452 24 Henry Blanco, R OBP: 0.200, SLG: 0.250 (9, 2)	F7			1B			F8		1B	4	1	2	0	0	0	0									
Corey Patterson, L OBP: 0.294, SLG: 0.422 (1, 8)	K			G4-3			B1-3		2B	0	0	0	0	0	0	0									
Jason Dubois, R OBP: 0.300, SLG: 0.554 Todd Hollandsworth, L OBP: 0.279, SLG: 0.316 (9, 7)							K		1B	3	1	0	0	1	1	1									
Jose Macias, S OBP: 0.289, SLG: 0.310 (1, 5)	F8						K		1B	2	0	0	0	1	2	0									
Glendon Rusch, L OBP: 0.286, SLG: 0.286 LaTroy Hawkins, R OBP: 0.279, SLG: 0.279 Ben Griewe, L OBP: 0.190, SLG: 1.000 43 Michael Wuerz, R OBP: 0.354, SLG: 0.480 16 Aramis Ramirez, R OBP: 0.318, SLG: 0.371 46 Ryan Dempster, R OBP: 0.318, SLG: 0.371 (9, 7)				F7			G5-3		K	1	0	0	0	0	0	0									
Inning Stats	R: 0 E: 0 K: 2 S: 11	H: 1 LOB: 1 BB: 0 P: 18	R: 0 E: 0 K: 1 S: 7	H: 0 LOB: 1 BB: 1 P: 15	R: 0 E: 0 K: 0 S: 5	H: 0 LOB: 0 BB: 0 P: 8	R: 0 E: 0 K: 1 S: 13	H: 1 LOB: 1 BB: 0 P: 19	R: 0 E: 0 K: 1 S: 9	H: 1 LOB: 1 BB: 0 P: 14	R: 0 E: 0 K: 0 S: 5	H: 0 LOB: 0 BB: 1 P: 10	R: 0 E: 0 K: 1 S: 6	H: 0 LOB: 0 BB: 0 P: 10	R: 1 E: 0 K: 0 S: 10	H: 1 LOB: 2 BB: 1 P: 18		R: 2 E: 0 K: 1 S: 11	H: 2 LOB: 1 BB: 2 P: 26	1B: 4 2B: 2 3B: 0 HR: 0	SF: 2 SAC: 0 DP: 2 HBP: 1	WP: 0 PB: 0 SB: 1 CS: 1	PA: 36		
PITCHER	IP	WLS	BF	H	R	ER	SO	BB	IBB	HBP	BLK	WP	HR	S	P	ERA	WHIP								
Kip Wells, R ERA: 4.06 Jose Mesa, R ERA: 4.5	(1, 1)	8.0	30	4	1	1	6	3	0	1	0	0	0	66	112	1.12	0.875								
(9, 1)	1.0	L	6	2	2	2	1	1	1	0	0	0	0	11	26	18.00	3.000								

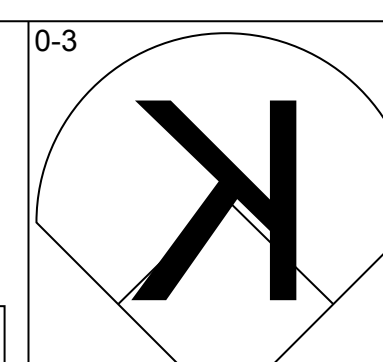
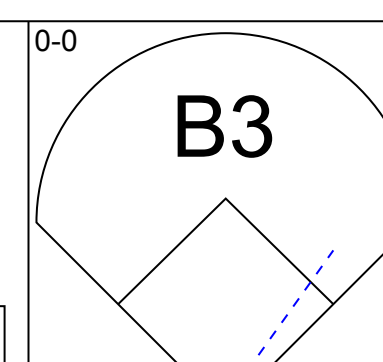
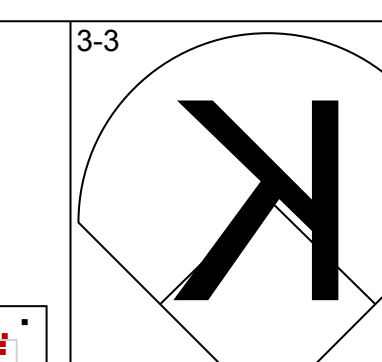
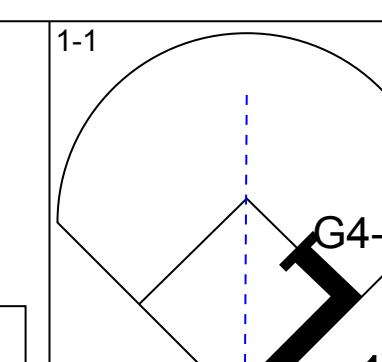
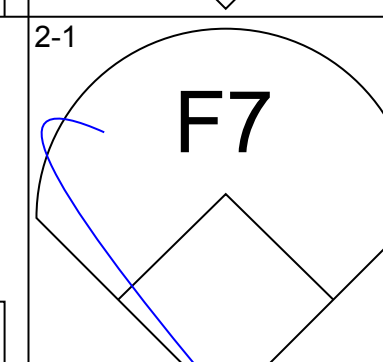
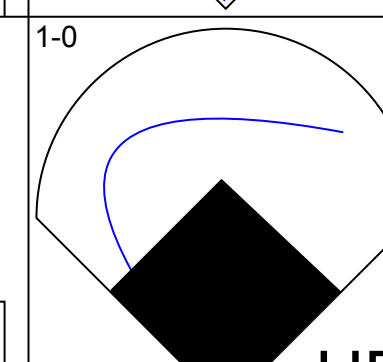
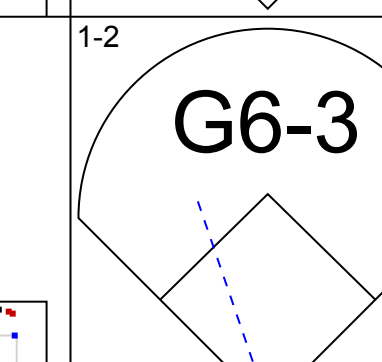
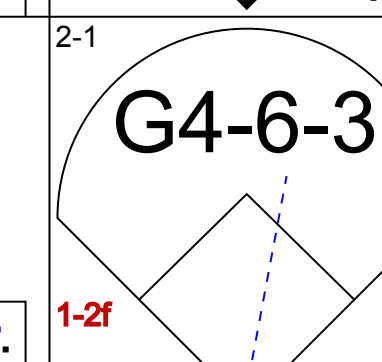
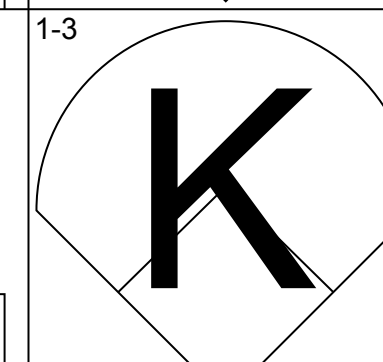
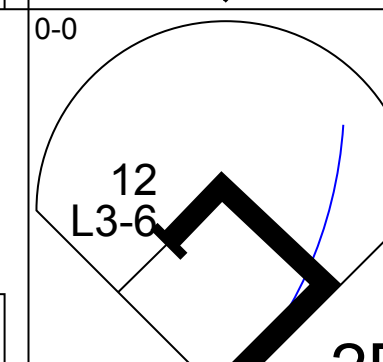
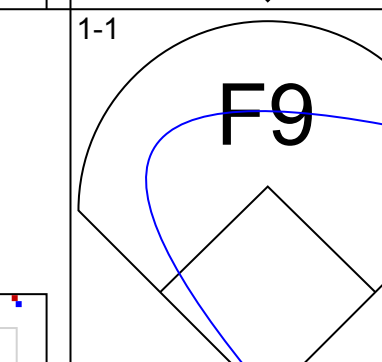
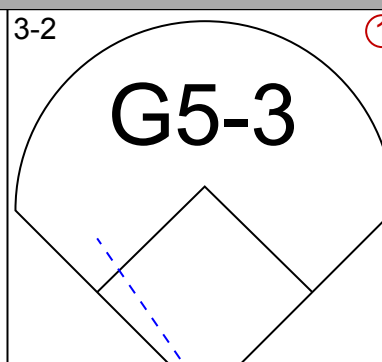
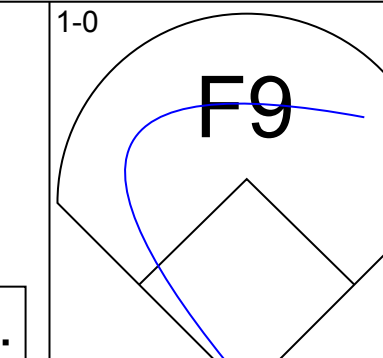
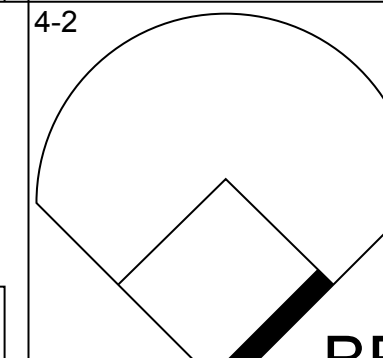
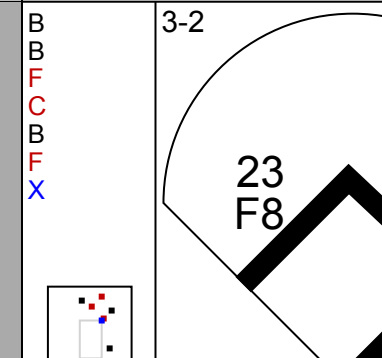
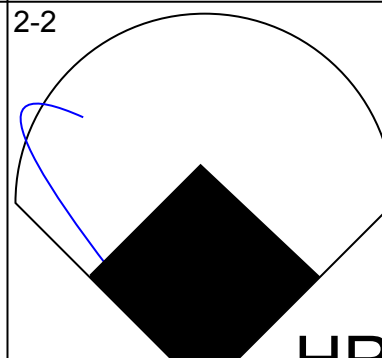
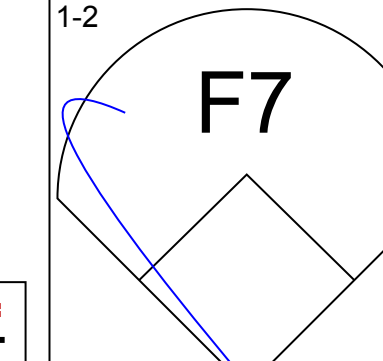
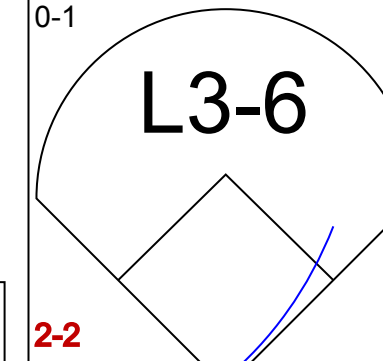
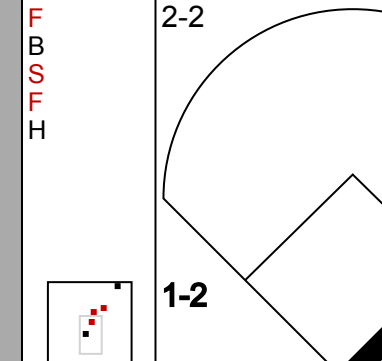
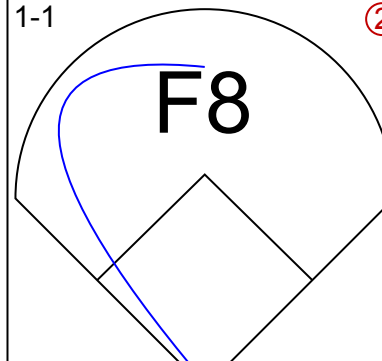
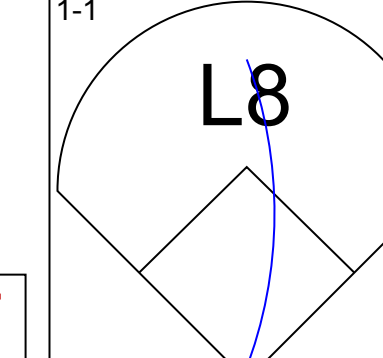

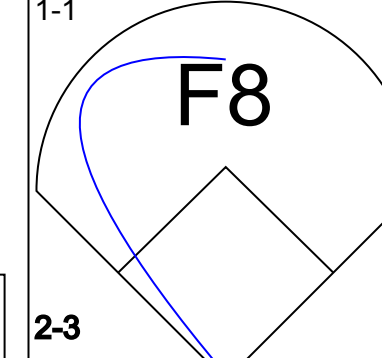
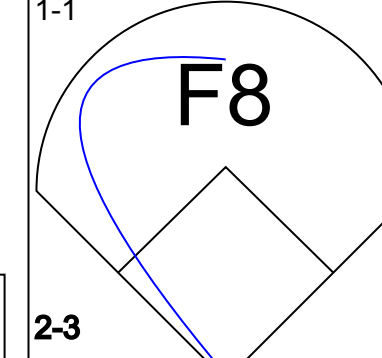
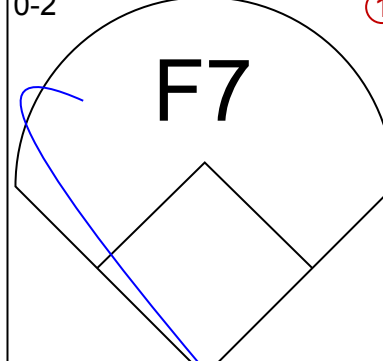
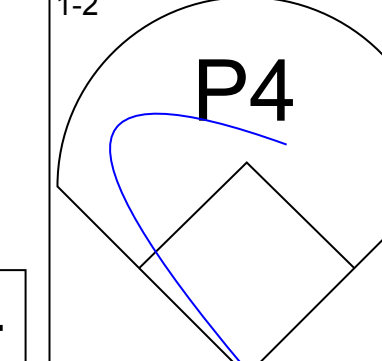
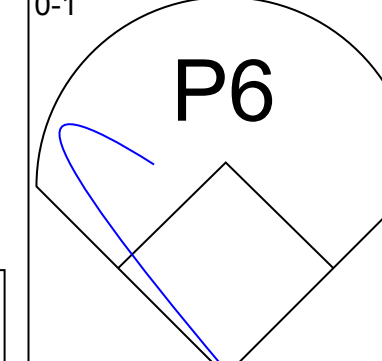
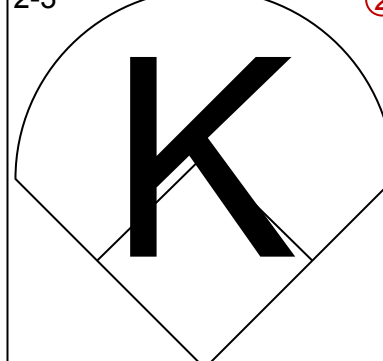
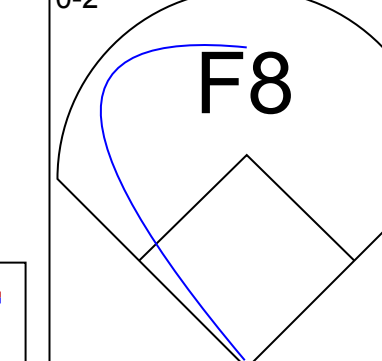
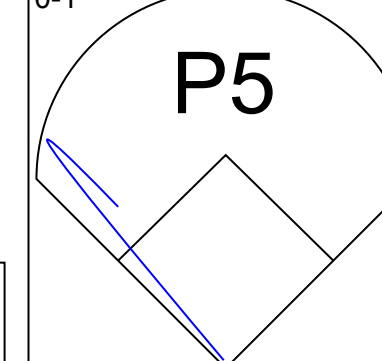

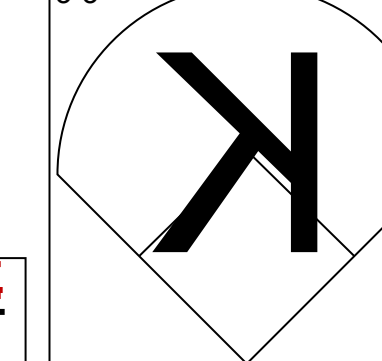
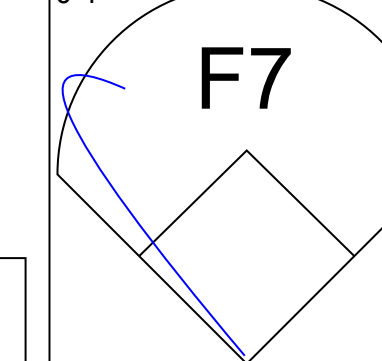

AB	28
R	3
H	6
RBI	3
BB	5
SO	7
LOB	11

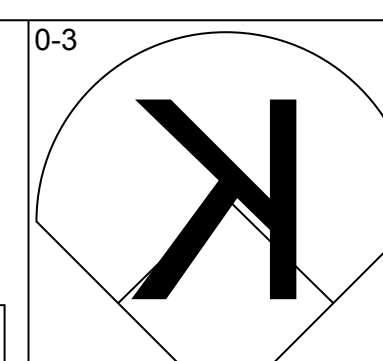
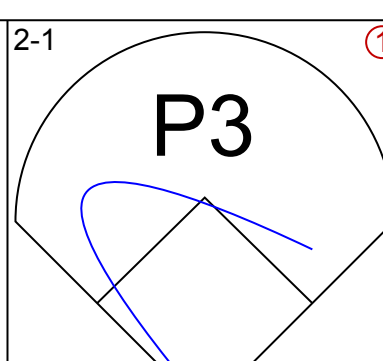
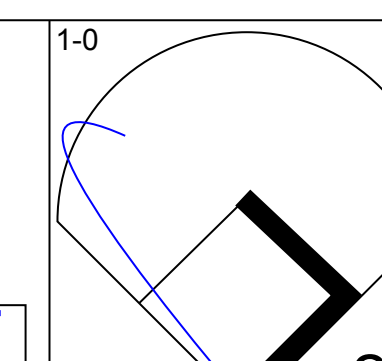
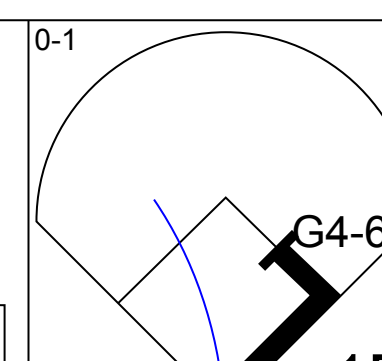
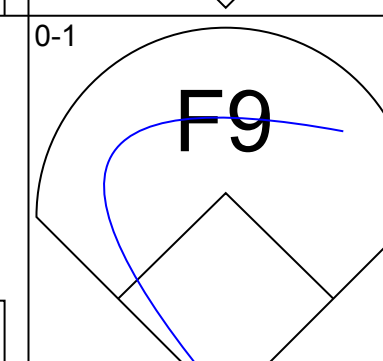
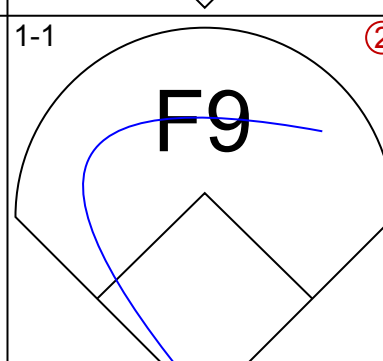
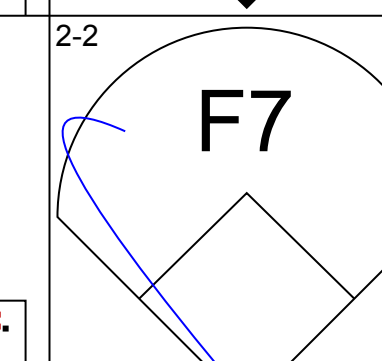
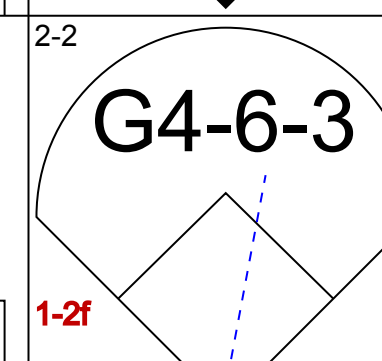
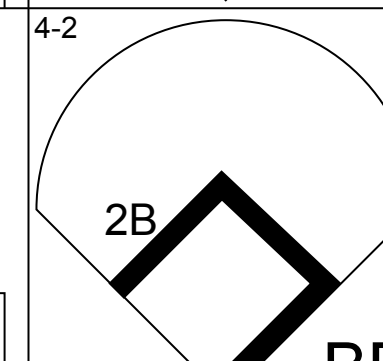
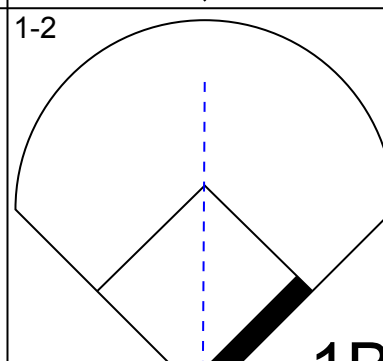
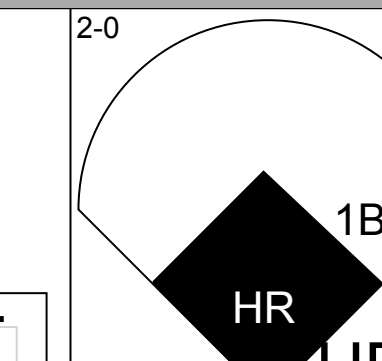
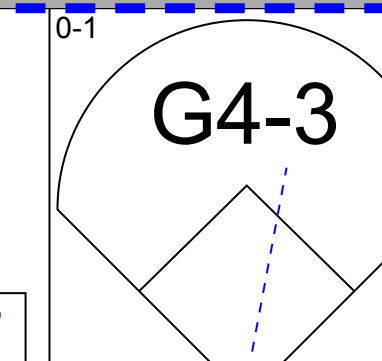
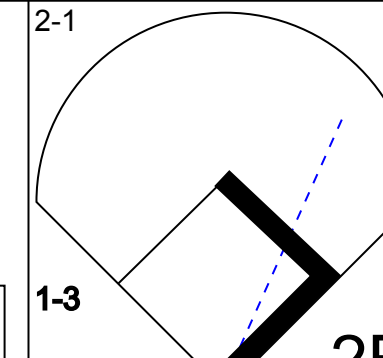
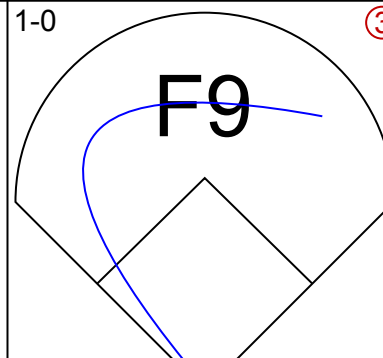
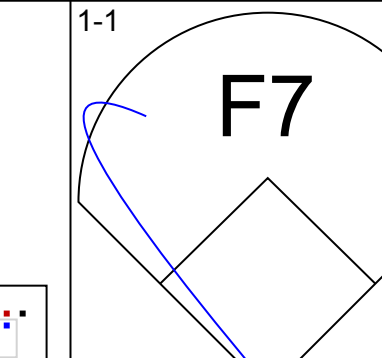
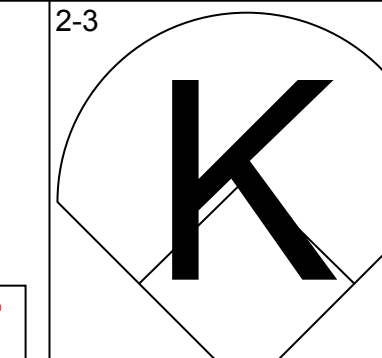
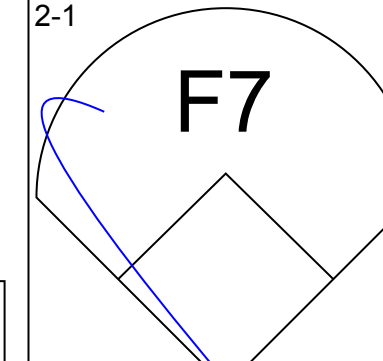
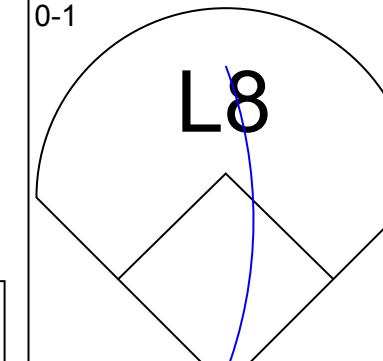
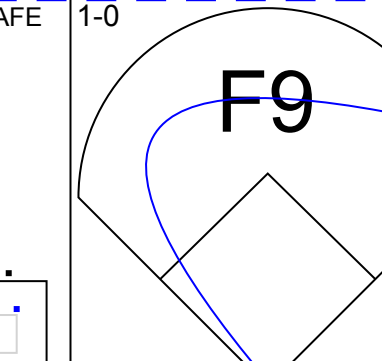
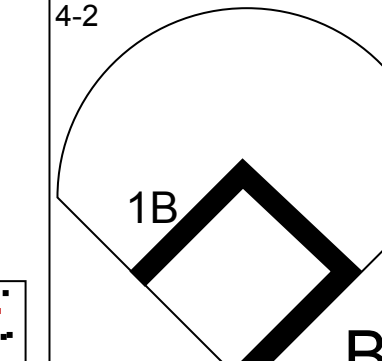

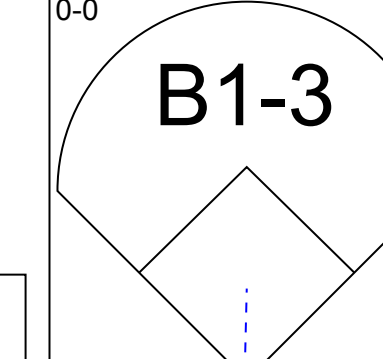
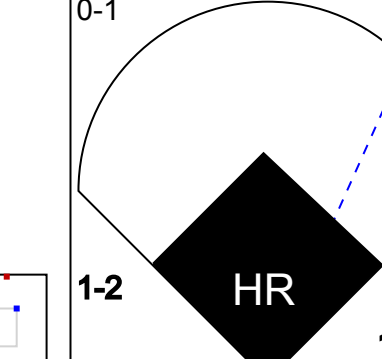
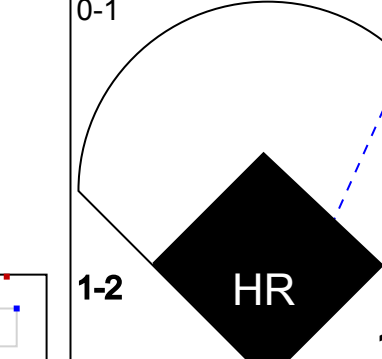
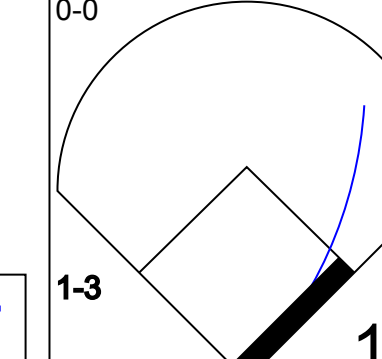
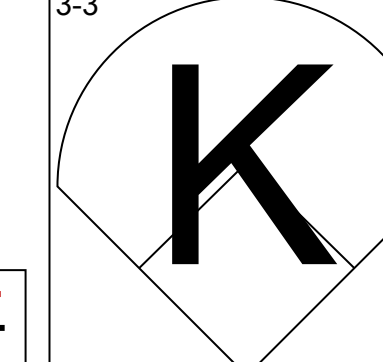
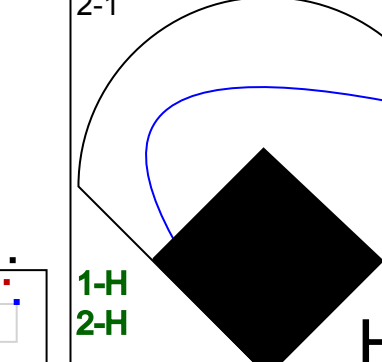
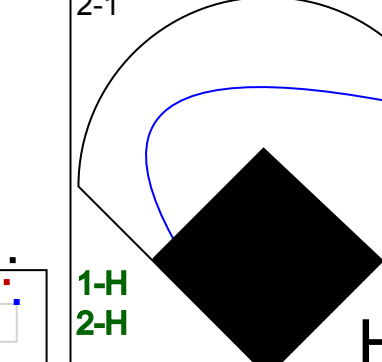
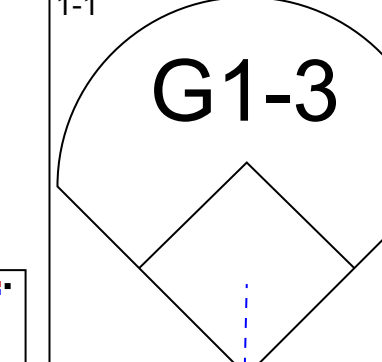
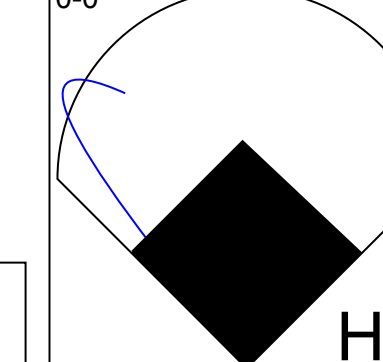
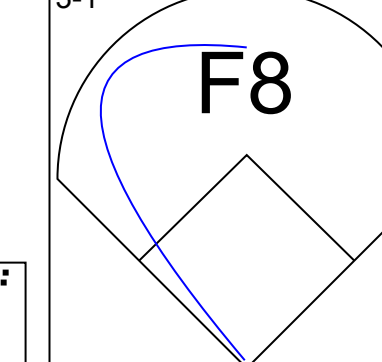
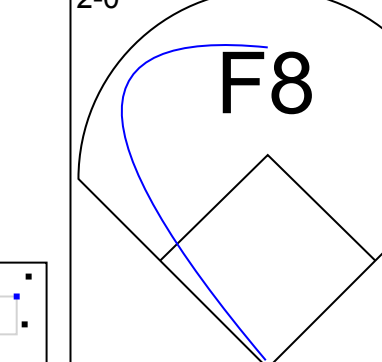
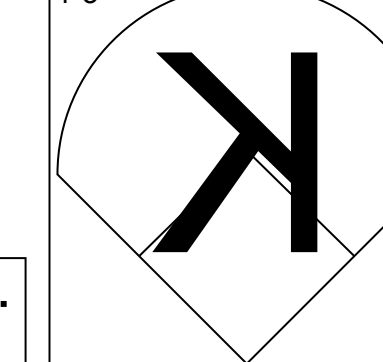
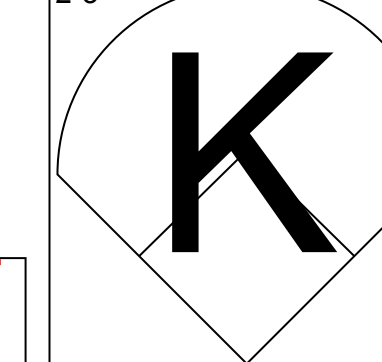
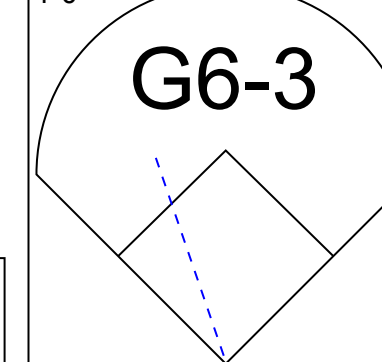


Batter	1	2	3	4	5	6	7	8	9	AB	R	H	RBI	BB	SO	LOB	BOTTOM								
Matt Lawton, L OBP: 0.347, SLG: 0.393 (1, 9)	F7	SF8			BB		L8		E4	3	0	0	1	1	0	2	Chicago Cubs @ Pittsburgh Pirates PNC Park, Pittsburgh, PA Wed May 18 2005, 12:35 PM EDT Att: 21,142 - Partly Cloudy - 65 F								
2 Jack Wilson, R OBP: 0.236, SLG: 0.281 (1, 6)	SF6	BB			BB				G6-4-3	4	1	3	0	1	0	3									
Jason Bay, R OBP: 0.359, SLG: 0.547 (1, 8)	BB				G6-4-3		G6-4-3		1B	3	0	0	0	1	1	6									
Daryle Ward, L OBP: 0.320, SLG: 0.566 (1, 3)	SF6			G6-3		G4-3			1B	3	0	1	1	0	0	1									
Jose Castillo, R OBP: 0.327, SLG: 0.500 (1, 4)	F7			G6-3			K		G1-6-3	4	0	0	0	0	1	2									
Ty Wigginton, R OBP: 0.241, SLG: 0.309 (1, 5)		BB		K			F7		K	3	1	0	0	1	2	0									
Michael Restovich, R OBP: 0.379, SLG: 0.472 Tike Redman, L OBP: 0.225, SLG: 0.288 (9, PH)		BB			K				FC1-5	3	0	2	0	0	1	0									
11 Humberto Cota, R OBP: 0.304, SLG: 0.480 Rob Mackowiak, L OBP: 0.384, SLG: 0.426 (9, PH)		BB			K				FC1-5	1	0	0	0	2	1	0									
Kip Wells, R OBP: 0.250, SLG: 0.211 Jose Mesa, R OBP: 0.318, SLG: 0.371 12 Freddy Sanchez, R OBP: 0.318, SLG: 0.371 (9, PH)		K			K		G4-3		FC1-5	3	0	0	0	0	2	5									
Inning Stats	R: 1 E: 0 K: 0 S: 6	H: 1 LOB: 1 BB: 1 P: 13	R: 1 E: 0 K: 2 S: 19	H: 1 LOB: 3 BB: 3 P: 35	R: 0 E: 0 K: 1 S: 8	H: 0 LOB: 0 BB: 0 P: 12	R: 0 E: 0 K: 3 S: 11	H: 0 LOB: 0 BB: 0 P: 13	R: 0 E: 0 K: 0 S: 8	H: 1 LOB: 1 BB: 1 P: 12	R: 0 E: 0 K: 1 S: 5	H: 1 LOB: 0 BB: 0 P: 7	R: 0 E: 0 K: 1 S: 7	H: 1 LOB: 0 BB: 0 P: 8	R: 0 E: 1 K: 0 S: 7	H: 1 LOB: 2 BB: 1 P: 13		1B: 4 2B: 2 3B: 1 HR: 0	SF: 2 SAC: 0 DP: 4 HBP: 0	WP: 0 PB: 0 SB: 0 CS: 0	PA: 38				
PITCHER	IP	WLS	BF	H	R	ER	SO	BB	IBB	HBP	BLK	WP	HR	S	P	ERA	WHIP								
Glendon Rusch, L ERA: 2.9 LaTroy Hawkins, R ERA: 3.31 Cliff Bartosh, L ERA: 2.13 43 Michael Wuerz, R ERA: 3.54 46 Ryan Dempster, R ERA: 5.35	(1, 1)	6.0	27	4	2	2	7	5	1	0	0	0	0	5	7	0.00	1.000								
(7, 1)	1.0		3	1	0	0	0	0	0	0	0	0	0	5	7	0.00	1.000								
(8, 1)	0.0	1	1	0	0	0	0	0	0	0	0	0	0	1	1	∞	∞								
(8, 1)	1.0	W	2	0	0	0	1	0	0	0	0	0	0	6	7	0.00	0.000								
(9, 1)	1.0	S	5	1	0	0	0	1	0	0	0	0	0	7	13	0.00	2.000								

AB	29
R	2
H	7
RBI	2
BB	7
SO	8
LOB	21



Batter	1	2	3	4	5	6	7	8	9	AB	R	H	RBI	BB	SO	LOB	TOP					
22 Scott Podsednik, L OBP: 0.390, SLG: 0.329										4	0	1	0	0	2	0	Chicago White Sox @ Chicago Cubs Wrigley Field, Chicago, IL Sun May 22 2005, 1:20 PM CDT Att: 39,334 - Partly Cloudy - 66 F					
Tadahito Iguchi, R OBP: 0.344, SLG: 0.441 Shingo Takatsu, R (8, 1)										4	1	1	1	0	0	1						
Aaron Rowand, R OBP: 0.329, SLG: 0.404										4	0	1	0	0	1	0						
14 Paul Konerko, R OBP: 0.348, SLG: 0.468										3	1	2	1	1	0	0						
12 A.J. Pierzynski, L OBP: 0.344, SLG: 0.479										3	0	0	0	0	0	2						
23 Jermaine Dye, R OBP: 0.272, SLG: 0.483										4	1	1	1	0	1	2						
5 Juan Uribe, R OBP: 0.280, SLG: 0.400										3	0	0	0	0	0	2						
24 Joe Crede, R OBP: 0.306, SLG: 0.386										3	0	0	0	0	1	2						
Brandon McCarthy, R Luis Vizcaino, R Willie Harris, L OBP: 0.367, SLG: 0.279										2	0	0	0	0	2	0						
Inning Stats	R: 0 E: 0 K: 2 S: 8	H: 0 LOB: 0 BB: 0 P: 11	R: 0 E: 0 K: 0 S: 6	H: 0 LOB: 0 BB: 0 P: 9	R: 0 E: 0 K: 2 S: 10	H: 0 LOB: 0 BB: 0 P: 14	R: 1 E: 0 K: 0 S: 8	H: 2 LOB: 1 BB: 1 P: 13	R: 1 E: 0 K: 1 S: 14	H: 1 LOB: 0 BB: 0 P: 20	R: 0 E: 0 K: 1 S: 8	H: 0 LOB: 0 BB: 0 P: 13	R: 0 E: 0 K: 0 S: 13	H: 1 LOB: 2 BB: 0 P: 19	R: 0 E: 0 K: 0 S: 6	H: 1 LOB: 0 BB: 0 P: 9		R: 1 E: 0 K: 1 S: 11	H: 1 LOB: 0 BB: 0 P: 18	1B: 2 2B: 2 3B: 0 HR: 3	SF: 0 SAC: 0 DP: 2 HBP: 1	WP: 0 PB: 0 SB: 0 CS: 0
PITCHER 22 Mark Prior, R ERA: 2.95	IP: 9.0 WLS: W BF: 33 H: 6 R: 3 ER: 3 SO: 7 BB: 1 IBB: 0 HBP: 1 BLK: 0 WP: 0 HR: 3 S: 84 P: 126 ERA: 3.00 WHIP: 0.778															PITCHER	IP: 9.0 WLS: W BF: 33 H: 6 R: 3 ER: 3 SO: 7 BB: 1 IBB: 0 HBP: 1 BLK: 0 WP: 0 HR: 3 S: 84 P: 126 ERA: 3.00 WHIP: 0.778					

Batter	1	2	3	4	5	6	7	8	9	AB	R	H	RBI	BB	SO	LOB	BOTTOM			
Jerry Hairston, R OBP: 0.365, SLG: 0.358										4	0	2	0	0	1	0	Chicago White Sox @ Chicago Cubs Wrigley Field, Chicago, IL Sun May 22 2005, 1:20 PM CDT Att: 39,334 - Partly Cloudy - 66 F			
Neftali Feliz, S OBP: 0.317, SLG: 0.419										4	0	0	0	0	0	2				
25 Derrek Lee, R OBP: 0.444, SLG: 0.680										2	1	1	0	1	0	0				
Jerome Burnitz, L OBP: 0.339, SLG: 0.494										4	0	1	0	0	1	2				
16 Aramis Ramirez, R OBP: 0.319, SLG: 0.455										3	0	0	0	1	0	3				
Corey Patterson, L OBP: 0.297, SLG: 0.422										4	1	2	0	0	1	0				
Jason Dubois, R ERA: 3.38 Todd Hollandsworth, L OBP: 0.275, SLG: 0.303										4	1	1	3	0	2	2				
24 Henry Blanco, R OBP: 0.195, SLG: 0.333										3	1	1	1	0	0	0				
22 Mark Prior, R OBP: 0.278, SLG: 0.294										3	0	0	0	0	2	0				
Inning Stats	R: 0 E: 0 K: 1 S: 13	H: 1 LOB: 2 BB: 1 P: 21	R: 1 E: 0 K: 2 S: 8	H: 1 LOB: 0 BB: 0 P: 12	R: 0 E: 0 K: 0 S: 9	H: 1 LOB: 1 BB: 0 P: 13	R: 0 E: 0 K: 2 S: 9	H: 0 LOB: 0 BB: 0 P: 10	R: 0 E: 0 K: 1 S: 9	H: 1 LOB: 1 BB: 0 P: 17	R: 3 E: 0 K: 0 S: 8	H: 2 LOB: 0 BB: 0 P: 16	R: 0 E: 0 K: 0 S: 6	H: 1 LOB: 0 BB: 0 P: 9	R: 0 E: 0 K: 1 S: 11	H: 1 LOB: 2 BB: 1 P: 18	1B: 4 2B: 2 3B: 0 HR: 2	SF: 0 SAC: 0 DP: 1 HBP: 1	WP: 0 PB: 0 SB: 0 CS: 0	PA: 34
PITCHER Brandon McCarthy, R ERA: 3.38 Luis Vizcaino, R ERA: 6.55 Shingo Takatsu, R ERA: 5.11	IP: 5.1 WLS: L BF: 7 H: 3 R: 2 ER: 2 SO: 0 BB: 0 IBB: 0 HBP: 0 BLK: 0 WP: 0 HR: 1 S: 12 P: 20 ERA: 10.80 WHIP: 1.800															PITCHER	IP: 5.1 WLS: L BF: 7 H: 3 R: 2 ER: 2 SO: 0 BB: 0 IBB: 0 HBP: 0 BLK: 0 WP: 0 HR: 1 S: 12 P: 20 ERA: 10.80 WHIP: 1.800			

Batter	1	2	3	4	5	6	7	8	9	AB	R	H	RBI	BB	SO	LOB	TOP				
Willy Taveras, R OBP: 0.306, SLG: 0.340	1-3 K	1-0 F9			1-1 SH5-3			2-1 P3		3	0	0	0	0	1	2					
Todd Self, L OBP: 0.375, SLG: 0.688	1-0 G3		1-3 K		1-2 G4-3			2-1 G1-6-3		4	0	1	0	0	1	2					
Craig Biggio, R OBP: 0.354, SLG: 0.540	0-1 G3		2-1 G1-3			1-3 K			1-0 G3-1	4	0	0	0	0	1	1					
17 Lance Berkman, S OBP: 0.295, SLG: 0.269	4-2 BB		1-1 G5-3		0-0 G6-3			0-0 G4-3		3	0	0	0	1	0	0					
Morgan Ensberg, R OBP: 0.400, SLG: 0.536	1-3 K			0-0 1B	3-1 P3			0-0 G5-3		4	0	1	0	0	1	2					
16 Jason Lane, R OBP: 0.287, SLG: 0.404		2-3 K		1-2 F7			3-3 K			3	0	0	0	0	2	0					
28 Adam Everett, R OBP: 0.281, SLG: 0.366		3-2 F8		0-0 F8			2-2 F8			3	0	0	0	0	0	0					
Brad Ausmus, R OBP: 0.320, SLG: 0.309		2-2 HR			0-0 G6-3		0-2 F8			3	1	1	1	0	0	0					
51 Wandy Rodriguez, S OBP: 0.500, SLG: 0.500 Russ Springer, R Dan Wheeler, R 4 Eric Bruntlett, R Chad Harville, R John Franco, L	1-0 E4				0-1 SH5-3			3-1 G1-6-3		2	0	1	0	0	0	0					
Inning Stats	R: 0 E: 0 K: 2 S: 13	H: 1 LOB: 2 BB: 1 P: 20	R: 1 E: 1 K: 1 S: 13	H: 1 LOB: 1 BB: 0 P: 22	R: 0 E: 0 K: 1 S: 7	H: 0 LOB: 0 BB: 0 P: 11	R: 0 E: 0 K: 0 S: 5	H: 1 LOB: 0 BB: 0 P: 6	R: 0 E: 0 K: 1 S: 8	H: 0 LOB: 0 BB: 0 P: 10	R: 0 E: 0 K: 1 S: 6	H: 0 LOB: 0 BB: 0 P: 16	R: 0 E: 0 K: 0 S: 6	H: 1 LOB: 0 BB: 0 P: 13	R: 0 E: 0 K: 0 S: 3	H: 0 LOB: 0 BB: 0 P: 4	1B: 3 2B: 1 3B: 0 HR: 1	SF: 0 SAC: 1 DP: 1 HBP: 0	WP: 0 PB: 0 SB: 0 CS: 0	PA: 32	
PITCHER	IP	WLS	BF	H	R	ER	SO	BB	IBB	HBP	BLK	WP	HR	S	P	ERA	WHIP				
Glendon Rusch, L ERA: 2.54	8.0	W	29	5	1	1	6	1	0	0	0	0	1	69	108	1.12	0.750				
46 Ryan Dempster, R ERA: 5.22	1.0	S	3	0	0	0	0	0	0	0	0	0	0	3	4	0.00	0.000				

Houston Astros @ Chicago Cubs
Wrigley Field, Chicago, IL
Mon May 23 2005, 7:05 PM CDT
Att: 38,232 - Cloudy - 50 F

AB	30
R	1
H	5
RBI	1
BB	1
SO	6
LOB	7



Batter	1	2	3	4	5	6	7	8	9	AB	R	H	RBI	BB	SO	LOB	BOTTOM				
Jerry Hairston, R OBP: 0.369, SLG: 0.358	1-2 1B		1-3 K		1-0 F7			4-1 CS		3	1	1	0	1	1	0					
Neftali Perez, S OBP: 0.315, SLG: 0.414	2-0 1B		0-0 B1-3			1-0 L5		3-3 K		4	0	1	0	0	1	1					
25 Derrek Lee, R OBP: 0.446, SLG: 0.675	3-2 SF9		2-0 P3			4-0 HR		4-2 1B		1	1	0	1	2	0	0					
16 Aramis Ramirez, R OBP: 0.317, SLG: 0.456	3-H F8			0-1 G6-3		1-3 K		2-2 1B		4	0	1	0	0	1	2					
Jeromy Burnitz, L OBP: 0.337, SLG: 0.506	0-3 K			2-0 P3		0-0 HR		1-1 G4-3		4	1	1	2	0	1	3					
Jason Dubois, R OBP: 0.300, SLG: 0.561		3-1 1B		2-1 G5-3		1-3 K				3	0	1	0	0	1	0					
Corey Patterson, L OBP: 0.309, SLG: 0.450		0-1 CS			0-1 HR		1-0 1B			3	1	3	1	0	0	0					
Michael Barrett, R OBP: 0.293, SLG: 0.441		0-3 K			2-3 K2-3		2-1 F7			3	0	0	0	0	2	3					
Glendon Rusch, L ERA: 6.35 46 Ryan Dempster, R ERA: 0.077	1-2 G3-1		1-2 G3-1		2-3 K		0-0 G6-4-3			3	0	0	0	0	1	3					
Inning Stats	R: 1 E: 0 K: 1 S: 13	H: 2 LOB: 1 BB: 0 P: 19	R: 0 E: 0 K: 1 S: 10	H: 2 LOB: 1 BB: 0 P: 14	R: 0 E: 0 K: 1 S: 6	H: 0 LOB: 0 BB: 0 P: 9	R: 0 E: 0 K: 0 S: 5	H: 0 LOB: 0 BB: 0 P: 9	R: 1 E: 0 K: 2 S: 9	H: 1 LOB: 0 BB: 0 P: 14	R: 2 E: 0 K: 2 S: 8	H: 1 LOB: 0 BB: 1 P: 15	R: 0 E: 0 K: 0 S: 5	H: 1 LOB: 2 BB: 0 P: 7	R: 0 E: 0 K: 1 S: 14	H: 1 LOB: 2 BB: 2 P: 27	1B: 5 2B: 1 3B: 0 HR: 2	SF: 1 SAC: 0 DP: 1 HBP: 0	WP: 0 PB: 0 SB: 1 CS: 2	PA: 32	
PITCHER	IP	WLS	BF	H	R	ER	SO	BB	IBB	HBP	BLK	WP	HR	S	P	ERA	WHIP				
51 Wandy Rodriguez, L ERA: 6.35	5.2	L	23	6	4	4	6	1	0	0	0	0	2	48	76	6.35	1.235				
Russ Springer, R ERA: 6.91	0.1		1	0	0	0	1	0	0	0	0	0	0	3	4	0.00	0.000				
Dan Wheeler, R ERA: 1.56	1.0		3	1	0	0	0	0	0	0	0	0	0	5	7	0.00	1.000				
Chad Harville, R ERA: 6.23	0.2		4	1	0	0	1	2	0	0	0	0	0	12	24	0.00	4.500				
John Franco, L ERA: 3.99	0.1		1	0	0	0	0	0	0	0	0	0	0	2	3	0.00	0.000				

Houston Astros @ Chicago Cubs
Wrigley Field, Chicago, IL
Mon May 23 2005, 7:05 PM CDT
Att: 38,232 - Cloudy - 50 F

AB	28
R	4
H	8
RBI	4
BB	3
SO	8
LOB	12



Batter	1	2	3	4	5	6	7	8	9	AB	R	H	RBI	BB	SO	LOB	TOP										
Willy Taveras, R (1, 8) OBP: 0.311, SLG: 0.350	F8		G5-3					SH2-4 2B		4	0	2	0	0	0	0	Houston Astros @ Chicago Cubs Wrigley Field, Chicago, IL Tue May 24 2005, 7:05 PM CDT Att: 38,805 - Clear - 53 F										
Todd Self, L (1, 9) OBP: 0.368, SLG: 0.611	P5			2B FC3 BB	L9			SH2-4		2	1	0	0	1	0	1											
Craig Biggio, R (1, 4) OBP: 0.357, SLG: 0.545 4 Eric Bruntlett, R (8, 4) OBP: 0.217, SLG: 0.150	G6-3			FC3 FC1-6 2B				K		4	1	2	0	0	1	1											
17 Lance Berkman, S (1, 7) OBP: 0.292, SLG: 0.268 54 Brad Lidge, R (8, 1)				G3				K		4	0	1	0	0	1	4											
Mike Lamb, L (1, 3) OBP: 0.267, SLG: 0.367	G4-3			FC3 FC1-6				G4-3		4	0	0	1	0	0	2											
Morgan Ensberg, R (1, 5) OBP: 0.391, SLG: 0.521	K			FC1-6 2B S				K		4	0	0	1	0	2	2											
28 Adam Everett, R (1, 6) OBP: 0.280, SLG: 0.369	K			K				G5-3		4	0	1	0	0	2	2											
Brad Ausmus, R (1, 2) OBP: 0.311, SLG: 0.299				G5-3				G4-3		3	0	0	0	0	0	1											
Roger Clemens, R (1, 1) OBP: 0.333, SLG: 0.300 Dan Wheeler, R (6, 1) Jose Vizcaino, S (7, PH) OBP: 0.317, SLG: 0.364 Chad Qualls, R (7, 1) Orlando Palmeiro, L (8, 7) OBP: 0.396, SLG: 0.479	G6-3			G6-3				K		2	0	0	0	0	1	0											
Inning Stats	R: 0 E: 0 K: 0 S: 8	H: 0 LOB: 0 BB: 0 P: 11	R: 0 E: 0 K: 2 S: 12	H: 1 LOB: 1 BB: 0 P: 18	R: 0 E: 0 K: 0 S: 7	H: 0 LOB: 0 BB: 0 P: 10	R: 2 E: 0 K: 1 S: 10	H: 1 LOB: 1 BB: 1 P: 18	R: 0 E: 0 K: 1 S: 15	H: 1 LOB: 1 BB: 0 P: 21	R: 0 E: 0 K: 0 S: 9	H: 1 LOB: 1 BB: 0 P: 14	R: 0 E: 0 K: 1 S: 10	H: 1 LOB: 1 BB: 0 P: 16	R: 0 E: 0 K: 2 S: 11	H: 1 LOB: 0 BB: 0 P: 16		R: 0 E: 0 K: 1 S: 9	H: 0 LOB: 0 BB: 0 P: 14	1B: 3 2B: 3 3B: 0 HR: 0	SF: 0 SAC: 1 DP: 1 HBP: 0	WP: 0 PB: 0 SB: 2 CS: 0	PA: 34				
PITCHER	IP	WLS	BF	H	R	ER	SO	BB	IBB	HBP	BLK	WP	HR	S	P	ERA	WHIP										
Sergio Mitre, R (1, 1) ERA: 2.57	7.0		27	5	2	2	5	1	0	0	0	0	0	71	108	2.57	0.857										
13 Will Ohman, L (8, 1) ERA: 1.29	0.1		2	1	0	0	0	0	0	0	0	0	0	5	8	0.00	3.000										
43 Michael Wertz, R (8, 1) ERA: 4.57	0.2	W	2	0	0	0	2	0	0	0	0	0	0	6	8	0.00	0.000										
46 Ryan Dempster, R (9, 1) ERA: 5.09	1.0	S	3	0	0	0	1	0	0	0	0	0	0	9	14	0.00	0.000										

Batter	1	2	3	4	5	6	7	8	9	AB	R	H	RBI	BB	SO	LOB	BOTTOM										
Jerry Hairston, R (1, 8) OBP: 0.366, SLG: 0.349 46 Ryan Dempster, R (9, 1) OBP: 0.077, SLG: 0.077	G1-3		F7					25 BB FC6-5 1B BB		3	1	0	0	1	1	0	Houston Astros @ Chicago Cubs Wrigley Field, Chicago, IL Tue May 24 2005, 7:05 PM CDT Att: 38,805 - Clear - 53 F										
Neftali Feliz, S (1, 6) OBP: 0.314, SLG: 0.410	25 S 1B		B1-3					FC6-5 25 BB 1B		4	1	1	0	0	0	2											
25 Derrek Lee, R (1, 3) OBP: 0.441, SLG: 0.662	K							1B 16 WP BB		3	1	0	0	1	3	1											
Jeromy Burnitz, L (1, 9) OBP: 0.335, SLG: 0.500	G4-3							16 WP 1B		4	0	1	2	0	0	1											
16 Aramis Ramirez, R (1, 5) OBP: 0.310, SLG: 0.444	K							F9		4	0	0	0	0	2	1											
Michael Barrett, R (1, 2) OBP: 0.294, SLG: 0.438	1B									3	0	1	0	0	0	0											
Jason Dubois, R (1, 7) OBP: 0.301, SLG: 0.565 Corey Patterson, L (9, 8) OBP: 0.309, SLG: 0.450	K							1B 2B		3	1	1	0	0	2	1											
Enrique Wilson, S (1, 4)	F8							F7		2	0	0	0	1	0	2											
Sergio Mitre, R (1, 1) 13 Will Ohman, L (8, 1) 43 Michael Wertz, R (8, 1) Todd Hollandsworth, L (8, PH) OBP: 0.282, SLG: 0.310	F8							FC6-5 WP 1B		2	0	0	0	0	0	1											
Inning Stats	R: 0 E: 0 K: 1 S: 14	H: 1 LOB: 1 BB: 0 P: 18	R: 0 E: 0 K: 2 S: 11	H: 1 LOB: 1 BB: 0 P: 17	R: 0 E: 0 K: 0 S: 5	H: 0 LOB: 0 BB: 0 P: 6	R: 0 E: 0 K: 2 S: 9	H: 0 LOB: 0 BB: 0 P: 13	R: 0 E: 0 K: 1 S: 8	H: 0 LOB: 1 BB: 1 P: 15	R: 0 E: 0 K: 2 S: 7	H: 0 LOB: 0 BB: 0 P: 11	R: 0 E: 0 K: 0 S: 5	H: 0 LOB: 0 BB: 0 P: 7	R: 4 E: 0 K: 0 S: 18	H: 3 LOB: 1 BB: 2 P: 31		R: 0 E: 0 K: 1 S: 9	H: 0 LOB: 0 BB: 0 P: 14	1B: 4 2B: 1 3B: 0 HR: 0	SF: 0 SAC: 0 DP: 0 HBP: 0	WP: 2 PB: 0 SB: 1 CS: 0	PA: 32				
PITCHER	IP	WLS	BF	H	R	ER	SO	BB	IBB	HBP	BLK	WP	HR	S	P	ERA	WHIP										
Roger Clemens, R (1, 1) ERA: 1.19	5.0		18	2	0	0	6	1	0	0	0	0	0	47	69	0.00	0.600										
Dan Wheeler, R (6, 1) ERA: 1.47	1.0	H	3	0	0	0	2	0	0	0	0	0	0	7	11	0.00	0.000										
Chad Qualls, R (7, 1) ERA: 5.24	1.1	H	6	2	2	2	0	0	0	0	0	0	0	9	12	13.50	1.500										
54 Brad Lidge, R (8, 1) ERA: 3.79	0.2	L	5	1	2	2	0	2	0	0	0	2	0	14	26	27.00	4.500										

AB	32
R	2
H	6
RBI	2
BB	1
SO	8
LOB	14



AB	29
R	4
H	5
RBI	3
BB	3
SO	8
LOB	9



Batter	1	2	3	4	5	6	7	8	9	AB	R	H	RBI	BB	SO	LOB	TOP								
12 Clint Barnes, R OBP: 0.384, SLG: 0.530	G4-3		2B BB		1B 1B		F9		E6	4	2	1	1	1	0	0	Colorado Rockies @ Chicago Cubs Wrigley Field, Chicago, IL Thu May 26 2005, 1:20 PM CDT Att: 38,393 - Sunny - 63 F								
Dest Relaford, S OBP: 0.383, SLG: 0.443	K		2B		1B CS 1B			17 G3-6 BB	F9	4	0	2	1	1	1	1									
17 Todd Helton, L OBP: 0.412, SLG: 0.462	FC6-4 BB		K		K			G3-6-1		3	0	0	0	1	2	4									
Preston Wilson, R OBP: 0.287, SLG: 0.429	FC6-4							1-2		4	1	2	2	0	0	1									
11 Brad Hawpe, L OBP: 0.359, SLG: 0.509		G3-1		G3-1	CS		G5-3	HR		3	0	0	0	1	0	0									
5 Matt Holliday, R OBP: 0.321, SLG: 0.412	G1-3						G5-3	BB		3	0	0	0	1	0	1									
Todd Greene, R OBP: 0.330, SLG: 0.434	P3						P5			4	1	1	1	0	1	1									
27 Garrett Atkins, R OBP: 0.380, SLG: 0.463			G6-3				F9		F7	4	1	1	0	0	0	0									
Jason Jennings, L OBP: 0.150, SLG: 0.105			G4-3				K		G3-1	2	0	0	0	0	1	0									
Jay Witasick, R OBP: 0.325, SLG: 0.403					SH3-4					0	0	0	0	0	0	0									
18 Cory Sullivan, L OBP: 0.325, SLG: 0.403										1	0	0	0	0	0	0									
40 Brian Fuentes, L OBP: 0.325, SLG: 0.403										0	0	0	0	0	0	0									
Inning Stats	R: 0 E: 0 K: 1 S: 7	H: 0 LOB: 1 BB: 1 P: 14	R: 0 E: 0 K: 0 S: 6	H: 0 LOB: 0 BB: 0 P: 11	R: 1 E: 0 K: 1 S: 14	H: 1 LOB: 1 BB: 1 P: 25	R: 0 E: 0 K: 1 S: 7	H: 0 LOB: 1 BB: 1 P: 15	R: 2 E: 0 K: 1 S: 14	H: 4 LOB: 1 BB: 0 P: 23	R: 0 E: 0 K: 0 S: 6	H: 0 LOB: 0 BB: 0 P: 9	R: 0 E: 0 K: 1 S: 10	H: 0 LOB: 0 BB: 0 P: 13	R: 1 E: 0 K: 0 S: 6	H: 1 LOB: 1 BB: 2 P: 17	R: 1 E: 1 K: 0 S: 11	H: 1 LOB: 1 BB: 0 P: 18	1B: 4 2B: 1 3B: 0 HR: 2	SF: 0 SAC: 1 DP: 1 HBP: 0	WP: 0 PB: 0 SB: 2 CS: 2	PA: 39			
PITCHER	IP	WLS	BF	H	R	ER	SO	BB	IBB	HBP	BLK	WP	HR	S	P	ERA	WHIP								
38 Carlos Zambrano, R ERA: 3.62	7.0	L	28	5	3	3	5	3	0	0	0	0	0	64	110	3.86	1.143								
Cliff Bartosh, L ERA: 2.7	0.2		4	1	1	1	0	2	0	0	0	0	1	2	11	13.50	4.500								
Joe Borowski, R ERA: 3.86	1.1		6	1	1	1	0	0	0	0	0	0	1	15	24	6.75	0.750								

AB	32
R	5
H	7
RBI	5
BB	5
SO	5
LOB	8



Batter	1	2	3	4	5	6	7	8	9	AB	R	H	RBI	BB	SO	LOB	BOTTOM								
Neft Perez, S OBP: 0.321, SLG: 0.418	G3-1		G4-3		G3			G4-3 BB	G5-3	5	0	1	0	0	0	2	Colorado Rockies @ Chicago Cubs Wrigley Field, Chicago, IL Thu May 26 2005, 1:20 PM CDT Att: 38,393 - Sunny - 63 F								
Todd Walker, L OBP: 0.400, SLG: 0.407	G3-1		25 1B				P6	G4-3 BB		3	0	1	1	1	0	0									
25 Derrek Lee, R OBP: 0.434, SLG: 0.642	F8		3-H 1B				P6			4	0	1	0	0	0	2									
Jeromy Burnitz, L OBP: 0.321, SLG: 0.476		G4-3	K				G4-3	G4-3		4	0	0	0	0	1	4									
16 Aramis Ramirez, R OBP: 0.301, SLG: 0.428		K			G3-6-3 1B		G3	G3		4	0	1	0	0	1	2									
Corey Patterson, L OBP: 0.311, SLG: 0.448					G3-6-3		G3			4	0	2	0	0	0	1									
Todd Hollandsworth, L OBP: 0.283, SLG: 0.304										2	0	0	0	1	0	1									
Jerry Hairston, R OBP: 0.362, SLG: 0.341					G3				FC4-6 1B	1	1	0	0	0	0	1									
Michael Barrett, R OBP: 0.308, SLG: 0.449			G4-3 1B 2B							3	1	2	0	0	0	0									
38 Carlos Zambrano, S OBP: 0.292, SLG: 0.458										2	0	0	0	0	0	1									
Jason Dubois, R OBP: 0.299, SLG: 0.548										1	0	0	0	0	0	2									
Cliff Bartosh, L OBP: 1.000, SLG: 1.000										0	0	0	0	0	0	0									
Joe Borowski, R OBP: 0.325, SLG: 0.403										0	0	0	0	0	0	0									
Jose Macias, S OBP: 0.298, SLG: 0.318										1	0	0	0	0	0	2									
Inning Stats	R: 0 E: 0 K: 0 S: 5	H: 0 LOB: 0 BB: 0 P: 8	R: 0 E: 0 K: 1 S: 6	H: 1 LOB: 1 BB: 0 P: 10	R: 1 E: 0 K: 1 S: 13	H: 3 LOB: 2 BB: 0 P: 18	R: 0 E: 0 K: 0 S: 3	H: 1 LOB: 0 BB: 0 P: 4	R: 0 E: 0 K: 0 S: 8	H: 0 LOB: 0 BB: 0 P: 12	R: 0 E: 0 K: 0 S: 7	H: 0 LOB: 0 BB: 0 P: 9	R: 0 E: 0 K: 0 S: 10	H: 1 LOB: 2 BB: 1 P: 18	R: 0 E: 0 K: 0 S: 9	H: 1 LOB: 2 BB: 1 P: 13	R: 1 E: 0 K: 0 S: 11	H: 1 LOB: 1 BB: 0 P: 17	1B: 7 2B: 1 3B: 0 HR: 0	SF: 0 SAC: 0 DP: 1 HBP: 1	WP: 1 PB: 0 SB: 0 CS: 0	PA: 37			
PITCHER	IP	WLS	BF	H	R	ER	SO	BB	IBB	HBP	BLK	WP	HR	S	P	ERA	WHIP								
Jason Jennings, R ERA: 6.37	7.0		29	7	1	1	2	2	0	0	0	0	0	6	6	0.00	0.000								
Jay Witasick, R ERA: 2.51	1.0	H	3	0	0	0	0	0	0	0	0	0	0	6	6	0.00	0.000								
40 Brian Fuentes, L ERA: 2.91	1.0		5	1	1	1	0	0	0	1	0	1	0	11	17	9.00	1.000								

AB	34
R	2
H	8
RBI	1
BB	2
SO	2
LOB	18



Batter	1	2	3	4	5	6	7	8	9	AB	R	H	RBI	BB	SO	LOB	TOP										
Desi Relaford, S OBP: 0.372, SLG: 0.427	1-3 K	1-3 K			3-3 K			2-2 G6-3	1-2 1B	5	0	1	0	0	3	3											
Luis Gonzalez, R OBP: 0.353, SLG: 0.434	1-0 G5-3		0-1 11 CS 1B			1-1 G5-3		1-1 HR 1B	0-0 G4-3	5	1	2	0	0	0	3											
17 Todd Helton, L OBP: 0.404, SLG: 0.451	1-0 L9		1-2 F7			1-0 G1-3		3-3 K		4	0	0	0	0	1	2											
Preston Wilson, R OBP: 0.300, SLG: 0.453		4-2 5 1B 27 SF9 BB	0-2 L4			4-2 BB		0-2 HR		2	2	1	2	2	0	1											
11 Brad Hawpe, L OBP: 0.356, SLG: 0.496		4-2 27 SF9 5 1B BB	1-0 CS	0-0 L1-5		1-3 K		1-2 G2-3		3	0	0	0	1	1	1											
5 Matt Holliday, R OBP: 0.325, SLG: 0.410		0-0 BB 1-2 2-3 1B		1-2 G1-3			4-2 27 FC5-4 BB		2-2 P4	3	0	1	0	1	0	0											
27 Garrett Atkins, R OBP: 0.365, SLG: 0.446		1-2 SF9		0-0 G4-3			0-0 FC5-4 FC3-6 1-2		2-3 K	3	0	0	1	0	1	1											
JD Closser, S OBP: 0.286, SLG: 0.190		2-3 3-H 4-2 BB		4-1 BB B3-6-4			1-1 FC3-6 1-2		4-2 1B 18 1B BB	1	0	0	0	3	0	1											
Joe Kennedy, R OBP: 0.142, SLG: 0.182		1-3 K		0-0 B3-6-4			1-1 G4-3		0-1 1B	2	0	0	0	0	1	4											
David Cortes, R OBP: 0.187, SLG: 0.182									1-2 1B	0	0	0	0	0	0	0											
Eddy Garabito, S OBP: 0.187, SLG: 0.182										0	0	0	0	0	0	1											
Marcos Carvajal, R OBP: 0.187, SLG: 0.182										0	0	0	0	0	0	0											
Jose Acevedo, R OBP: 0.187, SLG: 0.182										0	0	0	0	0	0	0											
18 Cory Sullivan, L OBP: 0.187, SLG: 0.182									1-2 1B	1	0	1	0	0	0	0											
Inning Stats	R: 0 E: 0 K: 1 S: 5	H: 0 LOB: 0 BB: 0 P: 8	R: 1 E: 0 K: 2 S: 21	H: 1 LOB: 3 BB: 3 P: 36	R: 0 E: 0 K: 0 S: 8	H: 1 LOB: 0 BB: 0 P: 10	R: 0 E: 0 K: 0 S: 5	H: 0 LOB: 0 BB: 0 P: 6	R: 0 E: 0 K: 1 S: 5	H: 0 LOB: 0 BB: 1 P: 12	R: 0 E: 0 K: 0 S: 8	H: 0 LOB: 1 BB: 1 P: 15	R: 0 E: 0 K: 0 S: 8	H: 0 LOB: 1 BB: 1 P: 14	R: 2 E: 0 K: 1 S: 15	H: 2 LOB: 0 BB: 0 P: 22	R: 0 E: 0 K: 1 S: 15	H: 2 LOB: 3 BB: 1 P: 24	1B: 5 2B: 0 3B: 0 HR: 1	SF: 1 SAC: 0 DP: 1 HBP: 0	WP: 0 PA: 39 PB: 0 SB: 0 CS: 1						
PITCHER	IP	WLS	BF	H	R	ER	SO	BB	IBB	HBP	BLK	WP	HR	S	P	ERA	WHIP										
22 Mark Prior, R ERA: 2.93	3.1		14	2	1	1	3	3	0	0	0	0	0	35	55	2.70	1.500										
Todd Wellemeyer, R ERA: 1.35	3.2	W	13	0	0	0	2	3	0	0	0	0	0	25	46	0.00	0.818										
13 Will Ohman, L ERA: 3.24	1.0		5	2	2	2	1	0	0	0	0	0	1	15	22	18.00	2.000										
LaTroy Hawkins, R ERA: 3.32	1.0		6	2	0	0	1	1	0	0	0	0	0	15	24	0.00	3.000										

Colorado Rockies @ Chicago Cubs
Wrigley Field, Chicago, IL
Fri May 27 2005, 1:20 PM CDT
Att: 38,771 - Partly Cloudy - 65 F

AB 30
R 3
H 6
RBI 3
BB 7
SO 7
LOB 17



Batter	1	2	3	4	5	6	7	8	9	AB	R	H	RBI	BB	SO	LOB	BOTTOM										
Jerry Hairston, R OBP: 0.364, SLG: 0.346	0-1 P6		0-1 SH3-4 16 1B 2B	3-1 E5 2B		4-1 HR BB	0-1 P6			4	3	1	0	1	0	1											
Neftali Perez, S OBP: 0.325, SLG: 0.446	1-0 L6		0-0 SH3-4	1-0 25 1B 2B		0-2 HR		0-3 K		4	2	2	4	0	1	0											
25 Derrek Lee, R OBP: 0.448, SLG: 0.685	4-2 BB 16 BB BB		4-0 F9 16 1B IBB	0-0 2B 16 1B 1B		2-2 HR		1-1 HR		3	3	3	3	2	0	0											
16 Aramis Ramirez, R OBP: 0.309, SLG: 0.429	4-1 BB		1-1 1B	1-1 2B 1B		0-0 F9		1-0 E5		4	0	2	1	1	0	0											
Jason Dubois, R OBP: 0.305, SLG: 0.545	4-2 BB		1-1 F9	1-2 2B 1B		2-2 F8		0-3 K		4	0	1	1	1	1	3											
Jeromy Burnitz, L OBP: 0.313, SLG: 0.463	1-2 F8		0-0 G3	3-1 F9		0-2 P2		0-0 F7		5	0	0	0	0	0	8											
Corey Patterson, L OBP: 0.310, SLG: 0.461		1-3 K		3-1 G3	1-0 F8		2-0 HR			4	1	1	1	0	1	0											
24 Henry Blanco, R OBP: 0.178, SLG: 0.302		3-1 L7		0-1 F9	0-1 G6-3		0-0 F8			4	0	0	0	0	0	0											
22 Mark Prior, R OBP: 0.263, SLG: 0.278		0-3 K		0-1 1B	2-3 K		2-0 F8			1	0	0	0	0	1	0											
Todd Wellemeyer, R OBP: 0.333, SLG: 0.333										2	1	1	0	0	1	0											
Todd Walker, L OBP: 0.387, SLG: 0.393										1	0	0	0	0	0	0											
13 Will Ohman, L ERA: 3.24										0	0	0	0	0	0	0											
LaTroy Hawkins, R ERA: 3.86										0	0	0	0	0	0	0											
Inning Stats	R: 0 E: 0 K: 0 S: 11	H: 0 LOB: 3 BB: 3 P: 25	R: 0 E: 0 K: 2 S: 8	H: 0 LOB: 0 BB: 0 P: 12	R: 1 E: 0 K: 0 S: 8	H: 2 LOB: 1 BB: 1 P: 14	R: 4 E: 1 K: 0 S: 17	H: 5 LOB: 0 BB: 0 P: 29	R: 0 E: 0 K: 1 S: 6	H: 0 LOB: 0 BB: 0 P: 9	R: 3 E: 0 K: 0 S: 17	H: 2 LOB: 0 BB: 1 P: 25	R: 1 E: 0 K: 0 S: 5	H: 1 LOB: 1 BB: 0 P: 9	R: 1 E: 1 K: 2 S: 10	H: 1 LOB: 1 BB: 0 P: 12	1B: 4 2B: 3 3B: 0 HR: 4	SF: 0 SAC: 1 DP: 0 HBP: 0	WP: 0 PA: 42 PB: 0 SB: 0 CS: 0								
PITCHER	IP	WLS	BF	H	R	ER	SO	BB	IBB	HBP	BLK	WP	HR	S	P	ERA	WHIP										
Joe Kennedy, L ERA: 6.45	5.0	L	29	8	7	3	3	4	1	0	0	0	0	55	98	5.40	2.400										
David Cortes, R ERA: 6.75	1.0		4	1	1	1	0	0	0	0	0	0	1	12	16	9.00	1.000										
Marcos Carvajal, R ERA: 1.96	1.0		4	1	1	1	0	0	0	0	0	0	1	5	9	9.00	1.000										
Jose Acevedo, R ERA: 3.86	1.0		5	1	1	1	2	0	0	0	0	0	1	10	12	9.00	1.000										

Colorado Rockies @ Chicago Cubs
Wrigley Field, Chicago, IL
Fri May 27 2005, 1:20 PM CDT
Att: 38,771 - Partly Cloudy - 65 F

AB 36
R 10
H 11
RBI 10
BB 5
SO 5
LOB 12



Batter	1	2	3	4	5	6	7	8	9	AB	R	H	RBI	BB	SO	LOB	TOP										
12 Clint Barmes, R OBP: 0.381, SLG: 0.521			G5-3				G6-4-3 BB	F9		3	0	0	0	1	1	1	Colorado Rockies @ Chicago Cubs Wrigley Field, Chicago, IL Sat May 28 2005, 12:05 PM CDT Att: 39,368 - Partly Cloudy - 60 F										
Luis Gonzalez, R OBP: 0.380, SLG: 0.450	G3-1			2B	G6-4-3					4	1	2	0	0	0	3											
17 Todd Helton, L OBP: 0.396, SLG: 0.440				F8			F8			4	0	0	0	0	2	2											
Preston Wilson, R OBP: 0.306, SLG: 0.458		G6-4-3 BB		2B			F7			3	0	1	1	1	1	0											
Todd Greene, R OBP: 0.316, SLG: 0.414	G6-4-3			G5-3			G5-3		P3	4	0	0	0	0	0	2											
5 Matt Holliday, R OBP: 0.324, SLG: 0.406	F7			G6-3				P4		4	0	1	0	0	0	1											
27 Garrett Atkins, R OBP: 0.360, SLG: 0.430			G4-3				2B																				
Dustan Mohr, R OBP: 0.246, SLG: 0.466			49 G4-3				1-3 2B																				
49 Byung-Hyun Kim, R (1, 1)			G4-3				L9																				
Blaine Neal, L (6, 1)																											
Eddy Garabito, S (8, PH)																											
David Cortes, R (8, 1)								G3																			
Inning Stats	R: 0 E: 0 K: 2 S: 10	H: 0 LOB: 0 BB: 0 P: 17	R: 0 E: 0 K: 0 S: 7	H: 0 LOB: 0 BB: 1 P: 14	R: 0 E: 0 K: 0 S: 10	H: 1 LOB: 1 BB: 0 P: 14	R: 1 E: 0 K: 0 S: 11	H: 2 LOB: 1 BB: 0 P: 16	R: 0 E: 0 K: 0 S: 10	H: 1 LOB: 2 BB: 2 P: 23	R: 0 E: 0 K: 2 S: 10	H: 0 LOB: 0 BB: 0 P: 16	R: 0 E: 0 K: 1 S: 10	H: 1 LOB: 1 BB: 0 P: 12	R: 0 E: 0 K: 1 S: 10	H: 1 LOB: 1 BB: 0 P: 17	1B: 2 2B: 4 3B: 0 HR: 0	SF: 0 SAC: 0 DP: 2 HBP: 0	WP: 0 PB: 0 SB: 0 CS: 0	PA: 34							
PITCHER	IP	WLS	BF	H	R	ER	SO	BB	IBB	HBP	BLK	WP	HR	S	P	ERA	WHIP										
Glendon Rusch, L (1, 1) ERA: 2.35	7.0	W	26	4	1	1	4	3	0	0	0	0	0	68	112	1.29	1.000										
43 Michael Wuertz, R (8, 1) ERA: 4.37	1.0		4	1	0	0	1	0	0	0	0	0	0	10	12	0.00	1.000										
46 Ryan Dempster, R (9, 1) ERA: 4.97	1.0		4	1	0	0	1	0	0	0	0	0	0	10	17	0.00	1.000										


AB	31
R	1
H	6
RBI	1
BB	3
SO	6
LOB	13




Batter	1	2	3	4	5	6	7	8	9	AB	R	H	RBI	BB	SO	LOB	BOTTOM										
Neftali Feliz, S (1, 6) OBP: 0.329, SLG: 0.453	P6				F8			G3 WP		4	0	2	0	0	0	2	Colorado Rockies @ Chicago Cubs Wrigley Field, Chicago, IL Sat May 28 2005, 12:05 PM CDT Att: 39,368 - Partly Cloudy - 60 F										
Todd Walker, L (1, 4) OBP: 0.371, SLG: 0.438	F7		G4-3			25 HR	F9			4	1	1	0	0	0	2											
25 Derrek Lee, R (1, 3) OBP: 0.454, SLG: 0.720					F9					3	2	2	3	1	0	0											
Jeromy Burnitz, L (1, 9) OBP: 0.311, SLG: 0.458	G3			G3-1		16 HR	G3			4	1	1	0	0	0	2											
16 Aramis Ramirez, R (1, 5) OBP: 0.308, SLG: 0.443		G6-3		G4-3						4	1	1	2	0	1	2											
Corey Patterson, L (1, 8) OBP: 0.309, SLG: 0.456					G3		P6			4	0	1	0	0	1	0											
Jason Dubois, R (1, 7) OBP: 0.302, SLG: 0.531										4	0	1	0	0	2	1											
46 Ryan Dempster, R (9, 1) OBP: 0.077, SLG: 0.077										0	0	0	0	0	0	0											
Michael Barrett, R (1, 2) OBP: 0.314, SLG: 0.454				G6-3						3	0	1	0	1	0	1											
Glendon Rusch, L (1, 1) ERA: 7.16	5.0	L	23	8	5	5	2	1	1	0	0	0	0	0	0	0											
Blaine Neal, R (6, 1) ERA: 6.75	2.0		9	1	0	0	2	1	1	0	0	1	0	20	37	0.00	1.000										
David Cortes, R (8, 1) ERA: 5.87	1.0		4	1	0	0	1	0	0	0	0	0	0	13	16	0.00	1.000										
Inning Stats	R: 1 E: 0 K: 0 S: 7	H: 1 LOB: 0 BB: 0 P: 13	R: 0 E: 0 K: 1 S: 10	H: 0 LOB: 0 BB: 0 P: 14	R: 0 E: 0 K: 0 S: 14	H: 1 LOB: 1 BB: 0 P: 16	R: 0 E: 0 K: 0 S: 6	H: 0 LOB: 0 BB: 0 P: 9	R: 0 E: 0 K: 1 S: 11	H: 2 LOB: 2 BB: 0 P: 17	R: 4 E: 0 K: 1 S: 18	H: 4 LOB: 1 BB: 1 P: 28	R: 0 E: 0 K: 1 S: 12	H: 1 LOB: 2 BB: 1 P: 24	R: 0 E: 0 K: 1 S: 13	H: 1 LOB: 1 BB: 0 P: 16	1B: 4 2B: 2 3B: 1 HR: 3	SF: 0 SAC: 0 DP: 0 HBP: 0	WP: 1 PB: 0 SB: 1 CS: 0	PA: 36							
PITCHER	IP	WLS	BF	H	R	ER	SO	BB	IBB	HBP	BLK	WP	HR	S	P	ERA	WHIP										
49 Byung-Hyun Kim, R (1, 1) ERA: 7.16	5.0		23	8	5	5	2	1	1	0	0	0	0	0	0	0	0										
Blaine Neal, R (6, 1) ERA: 6.75	2.0		9	1	0	0	2	1	1	0	0	1	0	20	37	0.00	1.000										
David Cortes, R (8, 1) ERA: 5.87	1.0		4	1	0	0	1	0	0	0	0	0	0	13	16	0.00	1.000										

AB	34
R	5
H	10
RBI	5
BB	2
SO	5
LOB	14



Batter	1	2	3	4	5	6	7	8	9	AB	R	H	RBI	BB	SO	LOB	TOP										
12 Clint Barnes, R OBP: 0.372, SLG: 0.508	F7	F9		G6-3		F4		L6		5	0	0	0	0	0	4	Colorado Rockies @ Chicago Cubs Wrigley Field, Chicago, IL Sun May 29 2005, 1:20 PM CDT Att: 40,322 - Cloudy - 60 F										
Luis Gonzalez, R OBP: 0.382, SLG: 0.482	G6-3		HR		G6-3	1B		G6-3		5	1	2	3	0	0	0											
17 Todd Helton, L OBP: 0.396, SLG: 0.435	2B		G6-3		G6-3	IBB			G3	4	0	1	0	1	0	0											
Preston Wilson, R OBP: 0.315, SLG: 0.489	2B				HR	K			K	4	1	2	1	1	2	3											
11 Brad Hawpe, L OBP: 0.343, SLG: 0.476	K		L8		G4-3				K	5	0	0	0	0	3	3											
5 Matt Holliday, R OBP: 0.326, SLG: 0.409		HR	F9			G6-3				4	1	2	0	0	0	1											
Desi Relaford, S OBP: 0.378, SLG: 0.430	F7			G6-3		1B			K	4	1	2	0	0	1	2											
JD Closser, S OBP: 0.294, SLG: 0.239	HR			G6-3		1B		G3		4	2	2	2	0	0	2											
26 Jeff Francis, L Dustin Mofe, R Marcos Carvajal, R Jose Acevedo, R 18 Cory Sullivan, L Jay Witasick, R	G3-1			G6-3		1B		K		2	0	0	0	0	0	1											
Inning Stats	R: 0 E: 0 K: 1 S: 12	H: 2 LOB: 2 BB: 0 P: 17	R: 2 E: 0 K: 0 S: 9	H: 2 LOB: 0 BB: 0 P: 12	R: 1 E: 0 K: 0 S: 10	H: 1 LOB: 1 BB: 1 P: 17	R: 0 E: 0 K: 0 S: 13	H: 1 LOB: 0 BB: 0 P: 20	R: 1 E: 0 K: 0 S: 6	H: 1 LOB: 0 BB: 0 P: 14	R: 2 E: 0 K: 1 S: 11	H: 3 LOB: 3 BB: 2 P: 23	R: 0 E: 0 K: 2 S: 11	H: 1 LOB: 0 BB: 0 P: 18	R: 0 E: 0 K: 1 S: 9	H: 0 LOB: 0 BB: 0 P: 12		R: 0 E: 0 K: 2 S: 11	H: 0 LOB: 0 BB: 0 P: 16	1B: 7 2B: 1 3B: 0 HR: 3	SF: 0 SAC: 0 DP: 0 HBP: 0	WP: 0 PB: 0 SB: 2 CS: 0	PA: 41				
PITCHER	IP	WLS	BF	H	R	ER	SO	BB	IBB	HBP	BLK	WP	HR	S	P	ERA	WHIP										
Sergio Mitre, R ERA: 5.84	5.1		26	9	6	6	1	1	0	0	0	0	3	54	87	10.12	1.875										
44 Roberto Novoa, R ERA: 5.4	0.2	W	5	1	0	0	1	1	1	0	0	0	0	7	16	0.00	3.000										
Joe Borowski, R ERA: 2.7	1.0		4	1	0	0	2	0	0	0	0	0	0	11	18	0.00	1.000										
43 Michael Wuertz, R ERA: 4.18	1.0		3	0	0	0	1	0	0	0	0	0	0	9	12	0.00	0.000										
13 Will Ohman, L ERA: 2.89	1.0		3	0	0	0	2	0	0	0	0	0	0	11	16	0.00	0.000										

Batter	1	2	3	4	5	6	7	8	9	AB	R	H	RBI	BB	SO	LOB	BOTTOM										
Jerry Hairston, R OBP: 0.365, SLG: 0.343	25 CS		G5-3	G5-3		1B				4	1	1	0	1	1	1	Colorado Rockies @ Chicago Cubs Wrigley Field, Chicago, IL Sun May 29 2005, 1:20 PM CDT Att: 40,322 - Cloudy - 60 F										
Neftali Perez, S OBP: 0.337, SLG: 0.458	F9		25 1B	K		25 1B				5	2	3	0	0	1	2											
25 Derrek Lee, R OBP: 0.462, SLG: 0.721	16 S		16 2B	G3		16 HR		FC4-6		4	3	3	1	1	0	1											
16 Aramis Ramirez, R OBP: 0.316, SLG: 0.471	L7		G3	2B		HR		K		5	2	3	4	0	1	1											
Jason Dubois, R OBP: 0.308, SLG: 0.529	2B		G3	IBB		K		G5-3		4	1	1	0	1	1	2											
13 Will Ohman, L										0	0	0	0	0	0	0											
Jeremy Burnitz, L OBP: 0.313, SLG: 0.473	P4		G3			FC6-4		K		5	1	2	4	0	1	3											
Corey Patterson, L OBP: 0.308, SLG: 0.457	2B		P6			F7		P6		4	0	1	1	0	0	3											
Michael Barrett, R OBP: 0.312, SLG: 0.444	P4		SH1-4	BB		FC6-4		P5		3	0	0	0	1	0	2											
Sergio Mitre, R 44 Roberto Novoa, R Enrique Wilson, S Joe Borowski, R Todd Walker, L 43 Michael Wuertz, R Todd Hollandsworth, L	G5-3		SH1-4			K		HR		1	0	0	0	0	0	1											
Inning Stats	R: 0 E: 0 K: 0 S: 12	H: 2 LOB: 1 BB: 0 P: 17	R: 1 E: 0 K: 0 S: 10	H: 2 LOB: 0 BB: 0 P: 14	R: 2 E: 0 K: 0 S: 15	H: 3 LOB: 2 BB: 1 P: 25	R: 0 E: 0 K: 1 S: 7	H: 0 LOB: 1 BB: 1 P: 11	R: 2 E: 0 K: 1 S: 12	H: 2 LOB: 1 BB: 1 P: 19	R: 5 E: 0 K: 1 S: 15	H: 4 LOB: 0 BB: 1 P: 28	R: 1 E: 0 K: 1 S: 17	H: 2 LOB: 1 BB: 0 P: 28	R: 0 E: 0 K: 2 S: 8	H: 0 LOB: 0 BB: 0 P: 14		1B: 9 2B: 3 3B: 0 HR: 3	SF: 0 SAC: 1 DP: 0 HBP: 0	WP: 0 PB: 0 SB: 1 CS: 1	PA: 42						
PITCHER	IP	WLS	BF	H	R	ER	SO	BB	IBB	HBP	BLK	WP	HR	S	P	ERA	WHIP										
26 Jeff Francis, L ERA: 5.24	5.0		26	9	5	5	2	2	1	0	0	0	0	10	21	9.00	2.200										
Marcos Carvajal, R ERA: 3.86	0.1	L	5	3	4	4	1	1	0	0	0	0	0	2	22	10.80	1.800										
Jose Acevedo, R ERA: 4.5	1.2		8	3	2	2	1	0	0	0	0	0	2	22	35	10.80	1.800										
Jay Witasick, R ERA: 2.35	1.0		3	0	0	0	2	0	0	0	0	0	0	8	14	0.00	0.000										

Batter	1	2	3	4	5	6	7	8	9	AB R H RBI BB SO LOB	TOP									
Neft Perez, S OBP: 0.338, SLG: 0.468 (1, 6)	F9		F7			G6-3	G3-1		BB 25 1B	5 0 1 0 0 0 4	Chicago Cubs @ San Diego Padres PETCO Park, San Diego, CA Thu Jun 02 2005, 10:05 PM EDT Att: 30,344 - Cloudy - 66 F									
Todd Walker, L OBP: 0.353, SLG: 0.532 (1, 4)	F9		G3			G4-3			K	5 1 1 1 0 1 2										
25 Derrek Lee, R OBP: 0.478, SLG: 0.732 (1, 3)	1B BB		2B BB						16 1B	3 2 3 0 2 0 0										
Jeremy Burnitz, L OBP: 0.314, SLG: 0.460 (1, 9)	1B		2B			16 1B	K		16 1B	4 1 3 2 1 1 1										
16 Aramis Ramirez, R OBP: 0.330, SLG: 0.497 (1, 5)	F7		F9			BB 1B	G5-4-3		G6-3	5 0 1 1 0 0 7										
Corey Patterson, L OBP: 0.307, SLG: 0.453 (1, 8)		F9				K			G5-3	4 0 1 0 0 1 2										
Jason Dubois, R OBP: 0.298, SLG: 0.500 (1, 7)	K		G5-4-3			BB 1B			G6-3	4 0 1 1 0 1 1										
Michael Barrett, R OBP: 0.305, SLG: 0.441 (1, 2)	F7		L7			K			K	4 0 0 0 0 2 2										
Glendon Rusch, L OBP: 0.235, SLG: 0.250 (1, 1)			G3 2B			G4-3			K	3 1 1 0 1 1 0										
Inning Stats	R: 0 E: 0 K: 0 S: 17	H: 1 LOB: 2 BB: 1 P: 30	R: 0 E: 0 K: 1 S: 7	H: 0 LOB: 0 BB: 0 P: 9	R: 2 E: 0 K: 0 S: 13	H: 2 LOB: 1 BB: 1 P: 26	R: 0 E: 0 K: 0 S: 6	H: 1 LOB: 0 BB: 0 P: 8	R: 0 E: 0 K: 0 S: 5	H: 0 LOB: 0 BB: 0 P: 7	R: 1 E: 0 K: 1 S: 12	H: 2 LOB: 0 BB: 0 P: 16	R: 0 E: 0 K: 1 S: 5	H: 0 LOB: 0 BB: 0 P: 7	R: 0 E: 0 K: 2 S: 14	H: 2 LOB: 3 BB: 1 P: 22	1B: 9 2B: 2 3B: 0 HR: 1	SF: 0 SAC: 0 DP: 2 HBP: 0	WP: 0 PB: 0 SB: 0 CS: 0	PA: 41
PITCHER	IP WLS BF H R ER SO BB IBB HBP BLK WP HR S P ERA WHIP																			
54 Tim Stauffer, R ERA: 4.55 (1, 1)	5.0 L 23 7 4 4 1 2 0 0 0 0 0 0 57 93 7.20 1.800																			
Rudy Seanez, R ERA: 2.88 (6, 1)	1.0 5 1 0 0 2 1 0 0 0 0 0 1 13 21 0.00 2.000																			
Brian Falkenborg, R ERA: 3.68 (7, 1)	2.0 7 2 1 1 2 0 0 0 0 0 0 1 17 23 4.50 1.000																			
Scott Linebrink, R ERA: 2.03 (9, 1)	1.0 6 2 0 0 2 1 0 0 0 0 0 0 14 22 0.00 3.000																			


AB	37
R	5
H	12
RBI	5
BB	4
SO	7
LOB	19




Batter	1	2	3	4	5	6	7	8	9	AB R H RBI BB SO LOB	BOTTOM											
Dave Roberts, L OBP: 0.361, SLG: 0.451 (1, 8)	G4-3		K			B1-3			P4	4 0 0 0 0 1 0	Chicago Cubs @ San Diego Padres PETCO Park, San Diego, CA Thu Jun 02 2005, 10:05 PM EDT Att: 30,344 - Cloudy - 66 F											
Geoff Blum, S OBP: 0.359, SLG: 0.462 (1, 5)	L8					1B			G1-3	4 0 2 0 0 0 0												
Ryan Klesko, L OBP: 0.374, SLG: 0.488 (1, 7)	1B		F7			F7			G3	4 0 1 0 0 0 2												
Phil Nevin, R OBP: 0.311, SLG: 0.446 (1, 3)	F9		1B			K			BB	3 0 1 0 1 1 2												
Ramon Hernandez, R OBP: 0.330, SLG: 0.457 (1, 2)		G4-3				F8			L6	4 0 0 0 0 0 3												
Miguel Ojeda, R OBP: 0.246, SLG: 0.269 (1, 9)	K		K			L6				3 0 0 0 0 2 2												
3 Khalil Greene, R OBP: 0.328, SLG: 0.452 (1, 6)		F8				F8				3 0 0 0 0 0 0												
Damian Jackson, R OBP: 0.363, SLG: 0.309 (1, 4)			K			L8			F8	3 0 0 0 0 1 0												
54 Tim Stauffer, R OBP: 0.222, SLG: 0.222 (1, 1)			G5-3			K			K	2 0 0 0 0 1 0												
Rudy Seanez, R (6, 1)										0 0 0 0 0 0 0												
Brian Falkenborg, R (7, 1)										0 0 0 0 0 0 0												
Xavier Nady, R OBP: 0.348, SLG: 0.456 (8, PH)										1 0 0 0 0 1 0												
Scott Linebrink, R (9, 1)										0 0 0 0 0 0 0												
Inning Stats	R: 0 E: 0 K: 0 S: 10	H: 1 LOB: 0 BB: 0 P: 16	R: 0 E: 0 K: 1 S: 8	H: 0 LOB: 0 BB: 0 P: 11	R: 0 E: 0 K: 2 S: 9	H: 0 LOB: 0 BB: 0 P: 11	R: 0 E: 0 K: 1 S: 12	H: 2 LOB: 2 BB: 0 P: 19	R: 0 E: 0 K: 1 S: 8	H: 0 LOB: 0 BB: 0 P: 11	R: 0 E: 0 K: 1 S: 11	H: 1 LOB: 1 BB: 0 P: 18	R: 0 E: 0 K: 0 S: 6	H: 0 LOB: 0 BB: 0 P: 8	R: 0 E: 0 K: 1 S: 8	H: 0 LOB: 0 BB: 0 P: 12	R: 0 E: 0 K: 0 S: 9	H: 0 LOB: 1 BB: 1 P: 16	1B: 4 2B: 0 3B: 0 HR: 0	SF: 0 SAC: 0 DP: 0 HBP: 0	WP: 0 PB: 0 SB: 0 CS: 0	PA: 32
PITCHER	IP WLS BF H R ER SO BB IBB HBP BLK WP HR S P ERA WHIP																					
Glendon Rusch, L ERA: 1.96 (1, 1)	9.0 W 32 4 0 0 7 1 0 0 0 0 0 0 81 122 0.00 0.556																					

AB	31
R	0
H	4
RBI	0
BB	1
SO	7
LOB	9



Batter	1	2	3	4	5	6	7	8	9	AB	R	H	RBI	BB	SO	LOB	TOP										
Neft Perez, S (1, 6) OBP: 0.340, SLG: 0.468	L3	SF7		G3			FC1-6 1B		DI 1B	4	0	2	1	0	0	0	Chicago Cubs @ San Diego Padres PETCO Park, San Diego, CA Fri Jun 03 2005, 10:05 PM EDT Att: 41,158 - Partly Cloudy - 66 F livebaseballscores.com AB 34 R 2 H 8 RBI 2 BB 5 SO 8 LOB 18 										
Todd Walker, L (1, 4) OBP: 0.357, SLG: 0.529	G5-3 2B				G3		FC1-6 25 FC5-4 1-2		F8 1B	4	0	1	0	1	0	2											
25 Derrek Lee, R (1, 3) OBP: 0.468, SLG: 0.713	G5-3				G1-3		FC5-4 1-2		K	5	0	0	0	0	2	5											
Jeremy Burnitz, L (1, 9) OBP: 0.311, SLG: 0.451				G4-3		F9		K	G4-1	4	0	0	0	1	1	1											
16 Aramis Ramirez, R (1, 5) OBP: 0.329, SLG: 0.489	G4-3			G6-3		G6-3		BB 1B BB		3	0	0	0	1	0	2											
Todd Hollandsworth, L (1, 7) OBP: 0.359, SLG: 0.534			S 2B 1B			K		BB 1B		4	1	3	0	0	1	0											
Corey Patterson, L (1, 8) OBP: 0.306, SLG: 0.447			K 1-2		G3		E S BB		K	3	0	0	0	1	2	4											
Michael Barrett, R (1, 2) OBP: 0.310, SLG: 0.446			1B SF7 2B 2H		G4-3		1 SAFE 3-1 G6-3			3	1	1	1	1	0	1											
Sergio Mitre, R (1, 1) OBP: 0.205, SLG: 0.299 44 Roberto Novoa, R (5, 1) Cliff Bartosh, L (6, 1) Jose Macosko, R (7, PH) Joe Borowski, R (7, 1) Jason Dubois, R (8, PH) 13 Will Ohman, L (8, 1)					K		G4-3 1-2		K	2	0	1	0	0	1	0											
Inning Stats	R: 0 E: 0 K: 0 S: 6	H: 1 LOB: 2 BB: 1 P: 11	R: 2 E: 0 K: 2 S: 13	H: 3 LOB: 2 BB: 1 P: 20	R: 0 E: 0 K: 0 S: 11	H: 1 LOB: 1 BB: 0 P: 14	R: 0 E: 0 K: 1 S: 10	H: 0 LOB: 0 BB: 0 P: 14	R: 0 E: 0 K: 1 S: 9	H: 0 LOB: 1 BB: 1 P: 17	R: 0 E: 0 K: 0 S: 9	H: 1 LOB: 1 BB: 0 P: 12	R: 0 E: 0 K: 3 S: 13	H: 1 LOB: 3 BB: 2 P: 24	R: 0 E: 0 K: 1 S: 13	H: 1 LOB: 1 BB: 0 P: 19	1B: 6 2B: 2 3B: 0 HR: 0	SF: 1 SAC: 0 DP: 0 HBP: 0	WP: 0 PB: 0 SB: 2 CS: 0	PA: 40							
PITCHER	IP	WLS	BF	H	R	ER	SO	BB	IBB	HBP	BLK	WP	HR	S	P	ERA	WHIP										
Adam Eaton, R (1, 1) ERA: 3.48	7.0	W	30	6	2	2	4	3	0	0	0	0	0	68	104	2.57	1.286										
Chris Hammond, L (8, 1) ERA: 1.59	0.2		5	1	0	0	2	2	0	0	0	0	0	10	21	0.00	4.500										
Akinori Otsuka, R (8, 1) ERA: 3.7	1.1	S	5	1	0	0	2	0	0	0	0	0	0	16	22	0.00	0.750										

Batter	1	2	3	4	5	6	7	8	9	AB	R	H	RBI	BB	SO	LOB	BOTTOM										
Dave Roberts, L (1, 8) OBP: 0.357, SLG: 0.443	G6-3		G3			F7		F9		5	0	1	0	0	0	3	Chicago Cubs @ San Diego Padres PETCO Park, San Diego, CA Fri Jun 03 2005, 10:05 PM EDT Att: 41,158 - Partly Cloudy - 66 F livebaseballscores.com AB 34 R 6 H 10 RBI 5 BB 3 SO 4 LOB 13 										
Geoff Blum, S (1, 4) OBP: 0.356, SLG: 0.455	G4-3		F7		FC3-6 24 BB 1B 1-2 2H					4	1	1	1	0	0	2											
Ryan Klesko, L (1, 7) OBP: 0.377, SLG: 0.483 Damian Jackson, R (7, 7) OBP: 0.363, SLG: 0.309				G5-3		G5-3				2	1	0	0	2	0	1											
24 Brian Giles, L (1, 9) OBP: 0.415, SLG: 0.513	G4-3			WP 1B		24 BB 1B BB 1-2 2-3				3	2	1	0	1	1	1											
Phil Nevin, R (1, 3) OBP: 0.310, SLG: 0.442			F8		F7		G6-3			4	0	1	2	0	0	1											
Ramon Hernandez, R (1, 2) OBP: 0.333, SLG: 0.458			G4-3				K			4	0	2	2	0	1	0											
3 Khalil Greene, R (1, 6) OBP: 0.318, SLG: 0.437			F9		G6-3		K			4	0	0	0	0	1	3											
Sean Burroughs, L (1, 5) OBP: 0.349, SLG: 0.299					G3 G1-4 1B		L4		G4-3	4	0	2	0	0	0	0											
Adam Eaton, R (1, 1) OBP: 0.281, SLG: 0.300 Chris Hammond, L (8, 1) Akinori Otsuka, R (8, 1)				G1-4						3	2	2	0	0	0	1											
Inning Stats	R: 0 E: 0 K: 0 S: 5	H: 0 LOB: 1 BB: 1 P: 12	R: 0 E: 0 K: 0 S: 7	H: 0 LOB: 0 BB: 0 P: 9	R: 0 E: 0 K: 0 S: 11	H: 1 LOB: 1 BB: 0 P: 19	R: 1 E: 0 K: 0 S: 10	H: 2 LOB: 1 BB: 0 P: 17	R: 4 E: 1 K: 1 S: 13	H: 4 LOB: 2 BB: 2 P: 26	R: 1 E: 0 K: 0 S: 12	H: 2 LOB: 1 BB: 0 P: 14	R: 0 E: 0 K: 2 S: 8	H: 0 LOB: 0 BB: 0 P: 11	R: 0 E: 0 K: 1 S: 10	H: 1 LOB: 1 BB: 0 P: 12	1B: 9 2B: 0 3B: 1 HR: 0	SF: 0 SAC: 0 DP: 0 HBP: 0	WP: 1 PB: 0 SB: 0 CS: 0	PA: 37							
PITCHER	IP	WLS	BF	H	R	ER	SO	BB	IBB	HBP	BLK	WP	HR	S	P	ERA	WHIP										
Sergio Mitre, R (1, 1) ERA: 6.88	4.2	L	23	6	5	5	0	3	0	0	0	0	0	41	75	9.64	1.929										
44 Roberto Novoa, R (5, 1) ERA: 6.0	1.0		6	3	1	1	1	0	0	0	0	0	0	11	15	9.00	3.000										
Cliff Bartosh, L (6, 1) ERA: 2.63	0.1		1	0	0	0	0	0	0	0	0	0	0	6	7	0.00	0.000										
Joe Borowski, R (7, 1) ERA: 3.38	1.0		3	0	0	0	2	0	0	0	0	0	0	8	11	0.00	0.000										
13 Will Ohman, L (8, 1) ERA: 2.45	1.0		4	1	0	0	1	0	0	0	0	0	0	10	12	0.00	1.000										

Batter	1	2	3	4	5	6	7	8	9	AB	R	H	RBI	BB	SO	LOB	TOP									
Jerry Hairston, R OBP: 0.374, SLG: 0.367 (1, 4)	G6-3		F8							5	0	3	2	1	0	0	Chicago Cubs @ San Diego Padres PETCO Park, San Diego, CA Sat Jun 04 2005, 10:05 PM EDT Att: 43,876 - Cloudy - 66 F									
Neftali Feliz, S OBP: 0.341, SLG: 0.482 Cliff Bartosh, L OBP: 1.000, SLG: 1.000 44 Roberto Novoa, R (8, 1)	HR			G6-3	K		G1-6-3		G6-3	5	1	2	1	0	1	6										
25 Derrek Lee, R OBP: 0.467, SLG: 0.710 (1, 3)	G6-3		G5-4-3							5	1	2	1	0	1	2										
16 Aramis Ramirez, R OBP: 0.336, SLG: 0.510 Jose Macias, S OBP: 0.290, SLG: 0.298 (8, 5)	BB			HR					F7	4	2	3	1	0	0	2										
Jason Dubois, R OBP: 0.318, SLG: 0.500 (1, 7)				G3						3	2	2	1	2	1	2										
Jeremy Burnitz, L OBP: 0.305, SLG: 0.450 (1, 9)	G4-3			BB						5	1	1	1	0	1	4										
Corey Patterson, L OBP: 0.303, SLG: 0.438 (1, 8)			K							4	2	0	0	1	2	1										
Michael Barrett, R OBP: 0.313, SLG: 0.451 (1, 2)	F8									5	1	2	2	0	0	0										
Greg Maddux, R OBP: 0.167, SLG: 0.167 Enrique Wilson, S OBP: 0.250, SLG: 0.273 (7, 6)	F9									3	1	1	1	0	0	2										
Inning Stats	R: 1 H: 2 E: 0 K: 0 S: 15	H: 2 LOB: 2 BB: 1 P: 27	R: 0 H: 0 E: 0 K: 1 S: 10	LOB: 0 BB: 0 P: 13	R: 0 H: 1 E: 0 K: 0 S: 5	LOB: 1 BB: 0 P: 8	R: 3 H: 3 E: 1 K: 0 S: 20	H: 3 LOB: 2 BB: 1 P: 32	R: 7 H: 8 E: 0 K: 2 S: 24	H: 8 LOB: 2 BB: 1 P: 37	R: 0 H: 0 E: 0 K: 0 S: 6	H: 0 LOB: 0 BB: 0 P: 8	R: 0 H: 1 E: 0 K: 1 S: 8	H: 1 LOB: 1 BB: 0 P: 19	R: 0 H: 1 E: 0 K: 2 S: 10	H: 1 LOB: 1 BB: 0 P: 15	R: 0 H: 1 E: 0 K: 0 S: 13	H: 1 LOB: 1 BB: 0 P: 19	1B: 11 2B: 4 3B: 0 HR: 2	SF: 0 SAC: 0 DP: 2 HBP: 0	WP: 0 PB: 0 SB: 0 CS: 0	PA: 47				
PITCHER	IP	WLS	BF	H	R	ER	SO	BB	IBB	HBP	BLK	WP	HR	S	P	ERA	WHIP									
Darrell May, L ERA: 5.65	(1, 1)	4.0	L	21	7	5	5	1	2	0	0	0	0	2	51	81	11.25	2.250								
Brian Falkenberg, R ERA: 11.05	(5, 1)	0.0		7	6	5	5	0	0	1	0	0	0	0	12	22										
Dennys Reyes, L ERA: 2.95	(5, 1)	3.0		11	2	1	1	3	1	0	0	0	0	25	41	3.00	1.000									
Rudy Seanez, R ERA: 2.77	(8, 1)	1.0		4	1	0	0	2	0	0	0	0	0	10	15	0.00	1.000									
Scott Linebrink, R ERA: 1.98	(9, 1)	1.0		4	1	0	0	0	0	0	0	0	0	13	19	0.00	1.000									

AB	43
R	11
H	17
RBI	10
BB	4
SO	6
LOB	20



Batter	1	2	3	4	5	6	7	8	9	AB	R	H	RBI	BB	SO	LOB	BOTTOM									
Dave Roberts, L OBP: 0.352, SLG: 0.435 (1, 8)	F8		G4-3							5	1	1	0	0	0	1	Chicago Cubs @ San Diego Padres PETCO Park, San Diego, CA Sat Jun 04 2005, 10:05 PM EDT Att: 43,876 - Cloudy - 66 F									
Geoff Blum, S OBP: 0.357, SLG: 0.449 (1, 4)	WP		G4-1							4	1	1	0	1	1	1										
24 Brian Giles, L OBP: 0.416, SLG: 0.518 Damian Jackson, R OBP: 0.361, SLG: 0.310 (6, 7)	1B									2	0	1	0	0	0	1										
Phil Nevin, R OBP: 0.311, SLG: 0.443 Xavier Nady, R OBP: 0.356, SLG: 0.500 (6, 9)	F9									3	1	1	0	0	2	2										
Mark Sweeney, L OBP: 0.429, SLG: 0.444 (6, 3)	E9									2	0	1	1	0	1	1										
Sean Burroughs, L OBP: 0.357, SLG: 0.311 (1, 5)	1B									3	2	2	3	0	1	1										
3 Khalil Greene, R OBP: 0.316, SLG: 0.431 (1, 6)	G3									4	0	1	1	1	0	1										
Miguel Ojeda, R OBP: 0.237, SLG: 0.259 Rudy Seanez, R OBP: 0.332, SLG: 0.456 Scott Linebrink, R ERA: 4.5 (8, 1)	G4-3									4	0	1	0	0	0	3										
Darrell May, L ERA: 5.65	(1, 1)	4.0	L	21	7	5	5	1	2	0	0	0	0	2	51	81	11.25	2.250								
Brian Falkenberg, R ERA: 11.05	(5, 1)	0.0		7	6	5	5	0	0	1	0	0	0	0	12	22										
Dennys Reyes, L ERA: 2.95	(5, 1)	3.0		11	2	1	1	3	1	0	0	0	0	25	41	3.00	1.000									
Rudy Seanez, R ERA: 2.77	(8, 1)	1.0		4	1	0	0	2	0	0	0	0	0	10	15	0.00	1.000									
Scott Linebrink, R ERA: 1.98	(9, 1)	1.0		4	1	0	0	0	0	0	0	0	0	13	19	0.00	1.000									
Inning Stats	R: 1 H: 2 E: 1 K: 0 S: 10	H: 2 LOB: 1 BB: 0 P: 16	R: 0 H: 0 E: 0 K: 1 S: 11	LOB: 0 BB: 1 P: 18	R: 0 H: 1 E: 0 K: 1 S: 8	LOB: 1 BB: 0 P: 14	R: 0 H: 1 E: 0 K: 0 S: 9	H: 1 LOB: 1 BB: 0 P: 12	R: 0 H: 0 E: 0 K: 1 S: 7	H: 0 LOB: 0 BB: 0 P: 11	R: 2 H: 4 E: 0 K: 1 S: 14	H: 4 LOB: 2 BB: 0 P: 18	R: 2 H: 3 E: 0 K: 1 S: 16	H: 3 LOB: 1 BB: 0 P: 29	R: 0 H: 1 E: 0 K: 1 S: 14	H: 1 LOB: 1 BB: 0 P: 18	R: 0 H: 0 E: 0 K: 2 S: 11	H: 0 LOB: 2 BB: 2 P: 19	1B: 8 2B: 3 3B: 0 HR: 1	SF: 0 SAC: 0 DP: 0 HBP: 0	WP: 2 PB: 0 SB: 0 CS: 0	PA: 42				
PITCHER	IP	WLS	BF	H	R	ER	SO	BB	IBB	HBP	BLK	WP	HR	S	P	ERA	WHIP									
Greg Maddux, R ERA: 4.12	(1, 1)	6.0	W	27	8	3	3	4	1	0	0	0	0	59	89	4.50	1.500									
Cliff Bartosh, L ERA: 3.68	(7, 1)	1.0		6	3	2	2	1	0	0	0	0	0	16	29	18.00	3.000									
44 Roberto Novoa, R ERA: 4.5	(8, 1)	2.0		9	1	0	0	3	2	0	0	0	1	0	25	37	0.00	1.500								

AB	39
R	5
H	12
RBI	5
BB	3
SO	8
LOB	20



Batter	1	2	3	4	5	6	7	8	9	AB	R	H	RBI	BB	SO	LOB	TOP										
Neft Perez, S (1, 6) OBP: 0.348, SLG: 0.485	F9		1B		G1-3		1B		G3-1	5	2	3	0	0	0	0	Chicago Cubs @ San Diego Padres PETCO Park, San Diego, CA Sun Jun 05 2005, 4:35 PM EDT Att. 40,384 - Overcast - 70 F										
Todd Walker, L (1, 4) OBP: 0.328, SLG: 0.482	F8		L1		F7		K		G3-1	5	0	0	0	0	1	4											
25 Derrek Lee, R (1, 3) OBP: 0.469, SLG: 0.717	F9				G6-3		1B		G4-3	5	1	3	1	0	0	0											
Jeremy Burnitz, L (1, 9) OBP: 0.319, SLG: 0.458		BB			FC6-4		2B		G4-3	3	1	2	1	2	0	1											
16 Aramis Ramirez, R (1, 5) OBP: 0.338, SLG: 0.505	G6-4-3				FC6-4		BB		L9	4	0	1	1	1	0	3											
Todd Hollandsworth, L (1, 7) OBP: 0.307, SLG: 0.316	G1-3				FC6-4		K			3	0	0	0	1	1	5											
Corey Patterson, L (1, 8) OBP: 0.302, SLG: 0.439					2B		F9		K	4	0	1	1	0	1	2											
24 Henry Blanco, R (1, 2) OBP: 0.173, SLG: 0.280					G4-3		K		G5-3	4	0	1	0	0	1	4											
38 Carlos Zambrano, S (1, 1) OBP: 0.233, SLG: 0.367					K		F7		K	3	0	0	0	0	2	1											
Jose Macias, S (8, PH) OBP: 0.275, SLG: 0.292					K				K	1	0	0	0	0	1	0											
13 Will Ohman, L (8, 1)										0	0	0	0	0	0	0											
46 Ryan Dempster, R (9, 1) OBP: 0.077, SLG: 0.077										0	0	0	0	0	0	0											
Inning Stats	R: 0 E: 0 K: 0 S: 8	H: 0 LOB: 0 BB: 0 P: 10	R: 0 E: 0 K: 0 S: 8	H: 0 LOB: 0 BB: 1 P: 13	R: 0 E: 1 K: 1 S: 14	H: 2 LOB: 2 BB: 0 P: 21	R: 1 E: 0 K: 0 S: 15	H: 2 LOB: 2 BB: 1 P: 27	R: 0 E: 0 K: 1 S: 11	H: 0 LOB: 0 BB: 0 P: 17	R: 1 E: 0 K: 3 S: 19	H: 2 LOB: 3 BB: 1 P: 27	R: 0 E: 0 K: 2 S: 9	H: 0 LOB: 0 BB: 0 P: 13	R: 1 E: 0 K: 0 S: 12	H: 2 LOB: 1 BB: 0 P: 16	1B: 7 2B: 4 3B: 0 HR: 0	SF: 0 SAC: 0 DP: 1 HBP: 0	WP: 0 PB: 0 SB: 0 CS: 0	PA: 41							
PITCHER	IP	WLS	BF	H	R	ER	SO	BB	IBB	HBP	BLK	WP	HR	S	P	ERA	WHIP										
Woody Williams, R (1, 1) ERA: 4.46	5.0	L	20	4	1	1	1	2	0	0	0	0	0	56	88	1.80	1.200										
Chris Hammond, L (6, 1) ERA: 2.22	1.2	9	3	2	2	3	1	0	0	0	0	0	0	21	33	10.80	2.400										
Rudy Seanez, R (7, 1) ERA: 2.73	0.1	4	2	0	0	1	1	0	0	0	0	0	0	12	18	0.00	9.000										
Akinori Otsuka, R (8, 1) ERA: 3.55	1.0	3	0	0	0	2	0	0	0	0	0	0	0	9	13	0.00	0.000										
Trevor Hoffman, R (9, 1) ERA: 3.2	1.0	5	2	1	1	0	0	0	0	0	0	0	0	12	16	9.00	2.000										

AB	37
R	4
H	11
RBI	4
BB	4
SO	7
LOB	20



Batter	1	2	3	4	5	6	7	8	9	AB	R	H	RBI	BB	SO	LOB	BOTTOM										
Dave Roberts, L (1, 8) OBP: 0.367, SLG: 0.442	CS		1B			24 G3			G3-6-3	2	0	2	0	2	0	0	Chicago Cubs @ San Diego Padres PETCO Park, San Diego, CA Sun Jun 05 2005, 4:35 PM EDT Att. 40,384 - Overcast - 70 F										
Sean Burroughs, L (1, 5) OBP: 0.386, SLG: 0.318	24 BB		24 G6-3			24 G3			G3-6-3	3	0	2	0	1	0	1											
24 Brian Giles, L (1, 9) OBP: 0.413, SLG: 0.510	BB		G6-3			G3			K	3	0	0	0	1	1	4											
Phil Nevin, R (1, 3) OBP: 0.310, SLG: 0.439	P3		G6-3			K			G4-6-3	4	0	1	0	0	1	4											
Ramon Hernandez, R (1, 2) OBP: 0.325, SLG: 0.447	K		F8			G6-3			G4-6-3	4	0	0	0	0	1	5											
Xavier Nady, R (1, 7) OBP: 0.347, SLG: 0.486			G5-3			K			G5-3	3	0	0	0	0	1	0											
3 Khalil Greene, R (1, 6) OBP: 0.309, SLG: 0.421			K			G6-3			K	3	0	0	0	0	2	0											
Damian Jackson, R (1, 4) OBP: 0.349, SLG: 0.297			G4-3			G4-3			K	3	0	0	0	0	1	0											
Woody Williams, R (1, 1) ERA: 2.84			B1-3			K			G4-3	1	0	0	0	0	0	0											
Mark Cowen, L (5, PH) OBP: 0.420, SLG: 0.406										1	0	0	0	0	0	0											
Chris Hammond, L (6, 1) ERA: 2.22										0	0	0	0	0	0	0											
Rudy Seanez, R (7, 1) ERA: 2.73										0	0	0	0	0	0	0											
Akinori Otsuka, R (8, 1) ERA: 3.55										0	0	0	0	0	0	0											
Miguel Ojeda, R (8, PH) OBP: 0.303, SLG: 0.250										1	0	0	0	0	0	0											
Trevor Hoffman, R (9, 1) ERA: 3.2										0	0	0	0	0	0	0											
Inning Stats	R: 0 E: 0 K: 1 S: 13	H: 0 LOB: 2 BB: 3 P: 27	R: 0 E: 0 K: 1 S: 8	H: 0 LOB: 0 BB: 0 P: 11	R: 0 E: 0 K: 0 S: 9	H: 1 LOB: 1 BB: 1 P: 17	R: 0 E: 0 K: 1 S: 10	H: 0 LOB: 0 BB: 0 P: 13	R: 0 E: 0 K: 1 S: 5	H: 0 LOB: 0 BB: 0 P: 10	R: 0 E: 0 K: 2 S: 7	H: 0 LOB: 0 BB: 0 P: 11	R: 0 E: 0 K: 0 S: 5	H: 1 LOB: 0 BB: 0 P: 8	R: 0 E: 0 K: 1 S: 6	H: 1 LOB: 0 BB: 0 P: 10	1B: 5 2B: 0 3B: 0 HR: 0	SF: 0 SAC: 0 DP: 3 HBP: 0	WP: 0 PB: 0 SB: 0 CS: 1	PA: 32							
PITCHER	IP	WLS	BF	H	R	ER	SO	BB	IBB	HBP	BLK	WP	HR	S	P	ERA	WHIP										
38 Carlos Zambrano, R (1, 1) ERA: 2.94	7.0	W	26	3	0	0	7	4	0	0	0	0	0	62	110	0.00	1.000										
13 Will Ohman, L (8, 1) ERA: 2.25	1.0	H	3	1	0	0	0	0	0	0	0	0	0	5	8	0.00	1.000										
46 Ryan Dempster, R (9, 1) ERA: 4.73	1.0	3	1	0	0	1	0	0	0	0	0	0	0	6	10	0.00	1.000										

AB	28
R	0
H	5
RBI	0
BB	4
SO	8
LOB	14



Batter	1	2	3	4	5	6	7	8	9	AB	R	H	RBI	BB	SO	LOB	TOP										
3 Reed Johnson, R OBP: 0.364, SLG: 0.500	2-3 K	3-2 HR		3-2 1B		3-2 G6-3			3-2 G5-3	5	1	2	3	0	1	1											
15 Alex Rice, R OBP: 0.317, SLG: 0.433	0-3 K	0-0 G6-3		2-1 F8			2-3 K		2-2 G5-3	5	0	0	0	0	2	3											
10 Vernon Wells, R OBP: 0.301, SLG: 0.468	0-0 2B	3-2 F8			0-0 1B		2-3 K			4	1	2	0	0	1	0											
Shea Hillenbrand, R OBP: 0.358, SLG: 0.433	4-0 2B		1-0 F9		0-0 L5		2-2 G5-3			3	0	0	0	1	0	1											
2 Aaron Hill, R OBP: 0.394, SLG: 0.508	1-0 1B		2-1 G3-1		0-0 E8		1-3 K			4	0	1	1	0	1	1											
Frank Menechino, R OBP: 0.314, SLG: 0.254 Vinnie Chulk, R Miguel Batista, R	2-2 FC6-4		2-2 G5-3		0-1 FC6		0-3 K			4	0	0	0	0	1	4											
9 Gregg Zaun, S OBP: 0.354, SLG: 0.432		3-2 1B		4-2 BB		0-0 L7		0-1 P5		3	0	1	0	1	0	2											
John McDonald, R OBP: 0.368, SLG: 0.377		1-1 HR		2-2 BB		1-3 K			1-1 2B	4	1	1	0	0	1	2											
39 Gustavo Chacin, L Orlando Hudson, S		1-0 SH		0-3 K		1-3 K			3-2 G5-3	2	1	0	0	0	2	1											
Inning Stats	R: 1 E: 0 K: 2 S: 11	H: 2 LOB: 2 BB: 1 P: 20	R: 3 E: 0 K: 0 S: 13	H: 2 LOB: 0 BB: 0 P: 24	R: 0 E: 0 K: 0 S: 6	H: 0 LOB: 0 BB: 0 P: 11	R: 0 E: 0 K: 1 S: 17	H: 1 LOB: 2 BB: 1 P: 28	R: 0 E: 1 K: 0 S: 6	H: 1 LOB: 2 BB: 0 P: 6	R: 0 E: 0 K: 2 S: 9	H: 0 LOB: 0 BB: 0 P: 14	R: 0 E: 0 K: 2 S: 14	H: 0 LOB: 0 BB: 0 P: 20	R: 0 E: 0 K: 2 S: 8	H: 0 LOB: 0 BB: 0 P: 9	R: 0 E: 0 K: 0 S: 13	H: 1 LOB: 1 BB: 0 P: 22	1B: 4 2B: 2 3B: 0 HR: 1	SF: 0 SAC: 1 DP: 0 HBP: 0	WP: 0 PB: 0 SB: 1 CS: 0	PA: 38					
PITCHER	IP	WLS	BF	H	R	ER	SO	BB	IBB	HBP	BLK	WP	HR	S	P	ERA	WHIP										
49 John Koronka, L ERA: 5.73	6.0	L	28	6	4	4	5	2	0	0	0	0	1	62	103	6.00	1.333										
Todd Wellemeyer, R ERA: 1.55	1.0		3	0	0	0	2	0	0	0	0	0	0	14	20	0.00	0.000										
Joe Borowski, R ERA: 2.84	1.0		3	0	0	0	2	0	0	0	0	0	0	8	9	0.00	0.000										
Mike Remlinger, L ERA: 4.61	1.0		4	1	0	0	0	0	0	0	0	0	0	13	22	0.00	1.000										

Toronto Blue Jays @ Chicago Cubs
Wrigley Field, Chicago, IL
Mon Jun 06 2005, 7:05 PM CDT
Att: 38,807 - Clear - 87 F

AB 35
R 4
H 7
RBI 4
BB 2
SO 9
LOB 16



Batter	1	2	3	4	5	6	7	8	9	AB	R	H	RBI	BB	SO	LOB	BOTTOM										
Jerry Hairston, R OBP: 0.374, SLG: 0.367 Corey Patterson, L OBP: 0.301, SLG: 0.437	2-1 1B	1-1 G6-4-3			1-1 G4-3			1-1 G4-3		3	0	1	0	0	0	3											
Neftali Feliz, S OBP: 0.341, SLG: 0.475	1-3 K		1-3 K		1-0 F9			0-0 G3		4	0	0	0	0	2	1											
25 Derrek Lee, R OBP: 0.470, SLG: 0.712	2-1 1B		2-3 K			3-2 HBP		3-1 F9		3	0	1	0	0	1	0											
16 Aramis Ramirez, R OBP: 0.336, SLG: 0.515	0-0 L7		3-1 G6-3			2-1 P3			0-1 HR	4	1	1	1	0	0	3											
Jason Dubois, R OBP: 0.316, SLG: 0.500	2-2 FC6-4			1-3 K		1-1 G5-4-3			0-0 2B	4	0	1	0	0	1	3											
Jeromy Burnitz, L OBP: 0.314, SLG: 0.450		2-3 K		1-1 F7			0-0 G3		1-3 K	4	0	0	0	0	2	1											
Michael Barrett, R OBP: 0.317, SLG: 0.452		1-1 E9		2-1 1B			1-1 G5-3		1-0 G6-3	4	0	2	0	0	0	0											
Jose Macias, S OBP: 0.291, SLG: 0.327		0-0 1B		1-2 G4-3			1-2 2B		0-0 G6-3	4	0	2	0	0	0	3											
49 John Koronka, L Todd Wellemeyer, R Todd Hollandsworth, L Joe Borowski, R Mike Remlinger, L	4-0 BB				0-3 K			0-1 G4-3		1	0	0	0	1	1	0											
Inning Stats	R: 0 E: 0 K: 1 S: 13	H: 2 LOB: 2 BB: 0 P: 20	R: 0 E: 1 K: 1 S: 8	H: 1 LOB: 2 BB: 1 P: 16	R: 0 E: 0 K: 2 S: 9	H: 0 LOB: 0 BB: 0 P: 15	R: 0 E: 0 K: 1 S: 11	H: 1 LOB: 1 BB: 0 P: 16	R: 0 E: 0 K: 1 S: 6	H: 0 LOB: 0 BB: 0 P: 8	R: 0 E: 0 K: 0 S: 6	H: 0 LOB: 0 BB: 0 P: 12	R: 0 E: 0 K: 0 S: 8	H: 1 LOB: 1 BB: 0 P: 10	R: 0 E: 0 K: 0 S: 5	H: 0 LOB: 0 BB: 0 P: 9	R: 1 E: 0 K: 1 S: 8	H: 3 LOB: 1 BB: 0 P: 10	1B: 5 2B: 2 3B: 0 HR: 1	SF: 0 SAC: 0 DP: 3 HBP: 1	WP: 1 PB: 0 SB: 1 CS: 0	PA: 35					
PITCHER	IP	WLS	BF	H	R	ER	SO	BB	IBB	HBP	BLK	WP	HR	S	P	ERA	WHIP										
39 Gustavo Chacin, L ERA: 3.04	7.0	W	27	5	1	1	0	1	0	0	0	0	1	7	11	9.00	1.000										
Vinnie Chulk, R ERA: 3.07	1.0		4	1	1	1	0	0	0	0	0	0	0	6	8	0.00	2.000										
Miguel Batista, R ERA: 1.85	1.0	S	4	2	0	0	1	0	0	0	0	0	0	6	8	0.00	2.000										

Toronto Blue Jays @ Chicago Cubs
Wrigley Field, Chicago, IL
Mon Jun 06 2005, 7:05 PM CDT
Att: 38,807 - Clear - 87 F

AB 33
R 1
H 8
RBI 1
BB 1
SO 7
LOB 15



Batter	1	2	3	4	5	6	7	8	9	AB	R	H	RBI	BB	SO	LOB	TOP				
3 Reed Johnson, R OBP: 0.368, SLG: 0.514 Scott Schoeneweis, L (7, 1) 54 Jason Frasor, R (8, 1) Eric Hinske, L OBP: 0.343, SLG: 0.431 Miguel Batista, R (9, 1)	2-1 15 BB 10 2B 1B		1-2 G4-3		2-2 15 E 3B		1-3 K		4-2 15 S E BB	4	2	2	0	0	1	0					
15 Alex Rios, R OBP: 0.324, SLG: 0.431	4-1 10 2B 2 G4-3 BB		4-2 10 FC4-6 BB		1-2 F8			3-3 K	1 SAFE 1 SAFE E6 10 CS 1B	3	1	1	0	2	1	0					
10 Vernon Wells, R OBP: 0.307, SLG: 0.477	2-1 2 G4-3 1-3 2-H 2B		1-2 FC4-6 1-2		4-0 BB			1-0 2B	1-3 K	4	0	2	1	1	1	2					
Shea Hillenbrand, R OBP: 0.356, SLG: 0.434	3-2 P3		2-2 F8		0-0 L9			2-2 2B		4	1	1	0	0	0	4					
2 Aaron Hill, R OBP: 0.386, SLG: 0.492	1-2 G4-3			3-2 L9		0-1 G4-3		1-1 1B	1-1 9 1B 1B	4	1	1	2	0	0	1					
Frank Menchino, R OBP: 0.315, SLG: 0.258 Pete Walker, R (6, 1) Frank Catalanotto, L OBP: 0.378, SLG: 0.436 (7, 7)	2-0 G6-3			1-1 1B		2-2 L8		3-2 1B	1-2 1B	3	0	1	0	0	0	1					
9 Gregg Zaun, S OBP: 0.352, SLG: 0.426		2-2 G6-3		1-3 K		1-0 F7		0-1 1B	1-2 2-H 1B	4	0	1	1	0	1	1					
John McDonald, R OBP: 0.347, SLG: 0.354		2-1 G1-3		2-2 F9			1-2 G4-3	1-2 G1-3		4	0	0	0	0	0	3					
Josh Towers, R (1, 1) Orlando Hudson, S OBP: 0.308, SLG: 0.374 (6, 4)		0-0 L9			1-3 K		2-1 G4-3		3-2 P5	2	0	0	0	0	1	0					
										2	0	0	0	0	0	0					
Inning Stats	R: 2 E: 0 K: 0 S: 13	H: 2 LOB: 1 BB: 1 P: 27	R: 0 E: 0 K: 0 S: 8	H: 0 LOB: 0 BB: 0 P: 12	R: 0 E: 0 K: 0 S: 12	H: 0 LOB: 1 BB: 1 P: 20	R: 0 E: 0 K: 1 S: 11	H: 1 LOB: 1 BB: 0 P: 18	R: 1 E: 0 K: 0 S: 10	H: 1 LOB: 0 BB: 0 P: 9	R: 0 E: 0 K: 0 S: 6	H: 0 LOB: 0 BB: 0 P: 12	R: 0 E: 0 K: 1 S: 8	H: 0 LOB: 2 BB: 0 P: 30	R: 1 E: 1 K: 1 S: 11	H: 1 LOB: 0 BB: 1 P: 20	1B: 6 2B: 3 3B: 1 HR: 0	SF: 0 SAC: 0 DP: 0 HBP: 0	WP: 0 PB: 0 SB: 1 CS: 1	PA: 39	
PITCHER	IP WLS BF H R ER SO BB IBB HBP BLK WP HR S P ERA WHIP	IP WLS BF H R ER SO BB IBB HBP BLK WP HR S P ERA WHIP	IP WLS BF H R ER SO BB IBB HBP BLK WP HR S P ERA WHIP	IP WLS BF H R ER SO BB IBB HBP BLK WP HR S P ERA WHIP	IP WLS BF H R ER SO BB IBB HBP BLK WP HR S P ERA WHIP	IP WLS BF H R ER SO BB IBB HBP BLK WP HR S P ERA WHIP	IP WLS BF H R ER SO BB IBB HBP BLK WP HR S P ERA WHIP	IP WLS BF H R ER SO BB IBB HBP BLK WP HR S P ERA WHIP	IP WLS BF H R ER SO BB IBB HBP BLK WP HR S P ERA WHIP	IP WLS BF H R ER SO BB IBB HBP BLK WP HR S P ERA WHIP	IP WLS BF H R ER SO BB IBB HBP BLK WP HR S P ERA WHIP	IP WLS BF H R ER SO BB IBB HBP BLK WP HR S P ERA WHIP	IP WLS BF H R ER SO BB IBB HBP BLK WP HR S P ERA WHIP	IP WLS BF H R ER SO BB IBB HBP BLK WP HR S P ERA WHIP	IP WLS BF H R ER SO BB IBB HBP BLK WP HR S P ERA WHIP	IP WLS BF H R ER SO BB IBB HBP BLK WP HR S P ERA WHIP	IP WLS BF H R ER SO BB IBB HBP BLK WP HR S P ERA WHIP	IP WLS BF H R ER SO BB IBB HBP BLK WP HR S P ERA WHIP	IP WLS BF H R ER SO BB IBB HBP BLK WP HR S P ERA WHIP	IP WLS BF H R ER SO BB IBB HBP BLK WP HR S P ERA WHIP	IP WLS BF H R ER SO BB IBB HBP BLK WP HR S P ERA WHIP

Toronto Blue Jays @ Chicago Cubs
Wrigley Field, Chicago, IL
Tue Jun 07 2005, 7:05 PM CDT
Att: 39,159 - Clear - 80 F

AB 35
R 6
H 10
RBI 4
BB 4
SO 5
LOB 12



Batter	1	2	3	4	5	6	7	8	9	AB	R	H	RBI	BB	SO	LOB	BOTTOM					
Neff Perez, S OBP: 0.342, SLG: 0.471	1-2 1B		4-0 25 G2-3 BB		1-0 B1-3		2-1 L8	0-0 G4-3		4	0	1	0	1	0	0						
Todd Walker, L OBP: 0.333, SLG: 0.483	0-1 L7		4-2 25 G2-3 BB		0-0 2B		3-1 F7		1-1 P6	4	0	1	0	1	0	1						
25 Derrek Lee, R OBP: 0.465, SLG: 0.700	0-3 K		3-0 G2-3		2-2 G5-3		3-2 16 BB 1B		0-3 K	5	0	1	0	0	2	4						
Jeremy Burnitz, L OBP: 0.311, SLG: 0.444	2-3 K		1-2 G1-3			3-3 K	0-0 16 BB 1B		1-2 G3	5	0	1	0	0	2	3						
16 Aramis Ramirez, R OBP: 0.344, SLG: 0.527		0-1 F8		1-0 SH1 G6-3 2B		1-1 1B SF9 2B	4-1 1-2 2-3 BB			3	2	2	0	1	0	0						
Corey Patterson, L OBP: 0.301, SLG: 0.436		1-0 G3		0-0 SH1		2-1 1B 1B	0-1 G1-3			3	0	1	0	0	0	3						
Todd Hollandsworth, L OBP: 0.295, SLG: 0.305		2-2 G4-3		0-1 G6-3		1-2 SF9		0-0 B1-3		3	0	0	2	0	0	0						
Michael Barrett, R OBP: 0.327, SLG: 0.497			0-0 HR		3-H G5-3		0-1 1B		3-2 HR	4	2	3	2	0	0	0						
Glendon Rusch, L ERA: 4.61 Jose Mescas, S OBP: 0.241, SLG: 0.222 Todd Wellemeyer, R OBP: 0.333, SLG: 0.533 13 Will Ohman, L ERA: 2.25 43 Michael Wuerz, R Jery Hairston, R OBP: 0.371, SLG: 0.364			0-0 F7		1-2 G3-1		2-1 G4-3		0-2 G5-3	2	0	0	0	0	0	0						
										2	0	0	0	0	0	0						
										1	0	0	0	0	0	0						
										0	0	0	0	0	0	0						
										0	0	0	0	0	0	0						
										0	0	0	0	0	0	0						
										1	0	0	0	0	0	0						
Inning Stats	R: 0 E: 0 K: 2 S: 11	H: 1 LOB: 0 BB: 0 P: 14	R: 0 E: 0 K: 0 S: 6	H: 0 LOB: 0 BB: 0 P: 9	R: 1 E: 0 K: 0 S: 11	H: 1 LOB: 2 BB: 2 P: 22	R: 1 E: 0 K: 0 S: 6	H: 1 LOB: 0 BB: 0 P: 7	R: 0 E: 0 K: 0 S: 8	H: 1 LOB: 1 BB: 0 P: 12	R: 1 E: 0 K: 1 S: 18	H: 3 LOB: 2 BB: 0 P: 27	R: 0 E: 0 K: 0 S: 12	H: 2 LOB: 3 BB: 1 P: 24	R: 1 E: 0 K: 0 S: 10	H: 1 LOB: 0 BB: 0 P: 13	R: 0 E: 0 K: 1 S: 12	H: 0 LOB: 0 BB: 0 P: 14	1B: 5 2B: 3 3B: 0 HR: 2	SF: 1 SAC: 1 DP: 0 HBP: 0	WP: 0 PB: 0 SB: 0 CS: 0	PA: 40
PITCHER	IP WLS BF H R ER SO BB IBB HBP BLK WP HR S P ERA WHIP	IP WLS BF H R ER SO BB IBB HBP BLK WP HR S P ERA WHIP	IP WLS BF H R ER SO BB IBB HBP BLK WP HR S P ERA WHIP	IP WLS BF H R ER SO BB IBB HBP BLK WP HR S P ERA WHIP	IP WLS BF H R ER SO BB IBB HBP BLK WP HR S P ERA WHIP	IP WLS BF H R ER SO BB IBB HBP BLK WP HR S P ERA WHIP	IP WLS BF H R ER SO BB IBB HBP BLK WP HR S P ERA WHIP	IP WLS BF H R ER SO BB IBB HBP BLK WP HR S P ERA WHIP	IP WLS BF H R ER SO BB IBB HBP BLK WP HR S P ERA WHIP	IP WLS BF H R ER SO BB IBB HBP BLK WP HR S P ERA WHIP	IP WLS BF H R ER SO BB IBB HBP BLK WP HR S P ERA WHIP	IP WLS BF H R ER SO BB IBB HBP BLK WP HR S P ERA WHIP	IP WLS BF H R ER SO BB IBB HBP BLK WP HR S P ERA WHIP	IP WLS BF H R ER SO BB IBB HBP BLK WP HR S P ERA WHIP	IP WLS BF H R ER SO BB IBB HBP BLK WP HR S P ERA WHIP	IP WLS BF H R ER SO BB IBB HBP BLK WP HR S P ERA WHIP	IP WLS BF H R ER SO BB IBB HBP BLK WP HR S P ERA WHIP	IP WLS BF H R ER SO BB IBB HBP BLK WP HR S P ERA WHIP	IP WLS BF H R ER SO BB IBB HBP BLK WP HR S P ERA WHIP	IP WLS BF H R ER SO BB IBB HBP BLK WP HR S P ERA WHIP	IP WLS BF H R ER SO BB IBB HBP BLK WP HR S P ERA WHIP	

Toronto Blue Jays @ Chicago Cubs
Wrigley Field, Chicago, IL
Tue Jun 07 2005, 7:05 PM CDT
Att: 39,159 - Clear - 80 F

AB 35
R 4
H 10
RBI 4
BB 3
SO 4
LOB 13

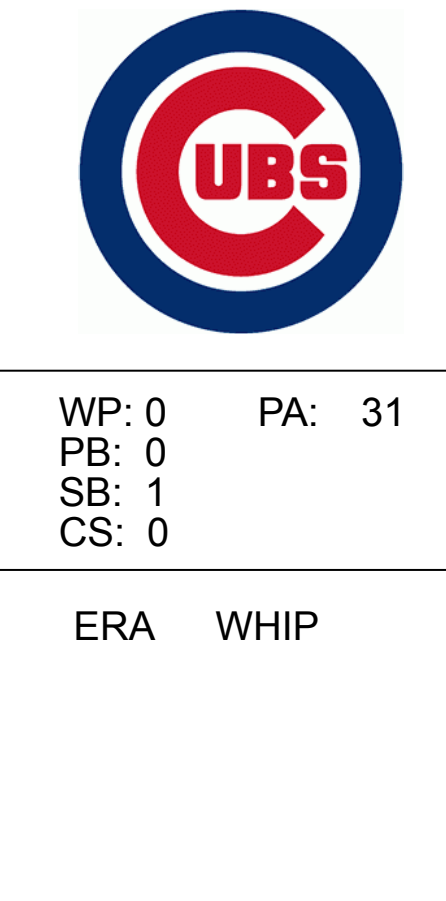


Batter	1	2	3	4	5	6	7	8	9	AB	R	H	RBI	BB	SO	LOB	TOP										
3 Reed Johnson, R OBP: 0.365, SLG: 0.507	G5-3			K		G4-3 1B		K		4	0	1	0	0	2	1	Toronto Blue Jays @ Chicago Cubs Wrigley Field, Chicago, IL Wed Jun 08 2005, 1:20 PM CDT Att: 38,086 - Sunny - 86 F										
Frank Catalanotto, L OBP: 0.375, SLG: 0.451	G6-3			G1-3		G4-3			G4-3 2 BB 1B	4	0	1	0	0	0	1											
10 Vernon Wells, R OBP: 0.302, SLG: 0.469	K			K		G5-3			K	4	0	0	0	0	3	2											
Eric Hinske, L OBP: 0.336, SLG: 0.422		G3-1			G4-3		G5-3		K	4	0	0	0	0	1	1											
2 Aaron Hill, R OBP: 0.392, SLG: 0.485	G5-3				G4-3 FC3-6 1B		K		K	3	0	1	0	1	1	0											
Orlando Hudson, S OBP: 0.303, SLG: 0.367	G3				FC3-6 8 BB 1-2		K		K	4	0	0	0	0	2	3											
8 Russ Adams, L OBP: 0.294, SLG: 0.406			G5-3		G4-3 1-2 BB			P4		2	0	0	0	1	0	0											
Ken Huckaby, R OBP: 0.182, SLG: 0.137			G5-3		G5-3			F8		2	0	0	0	0	0	2											
9 Gregg Zaun, S OBP: 0.350, SLG: 0.423			G5-3		G5-3					1	0	0	0	0	0	0											
32 Roy Halladay, R Shea Hillenbrand, R Vinnie Chulk, R	G4-3						K			2	0	0	0	0	1	0											
										0	0	0	0	1	0	0											
										0	0	0	0	0	0	0											
Inning Stats	R: 0 E: 0 K: 1 S: 7	H: 0 LOB: 0 BB: 0 P: 14	R: 0 E: 0 K: 0 S: 5	H: 0 LOB: 0 BB: 0 P: 8	R: 0 E: 0 K: 0 S: 6	H: 0 LOB: 0 BB: 0 P: 10	R: 0 E: 0 K: 2 S: 8	H: 0 LOB: 0 BB: 0 P: 13	R: 0 E: 0 K: 0 S: 13	H: 1 LOB: 2 BB: 1 P: 25	R: 0 E: 0 K: 1 S: 12	H: 1 LOB: 1 BB: 0 P: 20	R: 0 E: 0 K: 2 S: 9	H: 0 LOB: 0 BB: 0 P: 15	R: 0 E: 0 K: 1 S: 9	H: 0 LOB: 1 BB: 1 P: 18	R: 0 E: 0 K: 3 S: 13	H: 1 LOB: 2 BB: 1 P: 25	1B: 3 2B: 0 3B: 0 HR: 0	SF: 0 SAC: 0 DP: 0 HBP: 0	WP: 0 PB: 0 SB: 0 CS: 0	PA: 33					
PITCHER	IP	WLS	BF	H	R	ER	SO	BB	IBB	HBP	BLK	WP	HR	S	P	ERA	WHIP										
Sergio Mitre, R ERA: 4.88	7.0	W	24	2	0	0	6	1	0	0	0	0	0	60	105	0.00	0.429										
43 Michael Wuertz, R ERA: 3.49	1.0	H	4	0	0	0	1	1	0	0	0	0	0	9	18	0.00	1.000										
46 Ryan Dempster, R ERA: 4.63	1.0	S	5	1	0	0	3	1	0	0	0	0	0	13	25	0.00	2.000										

Batter	1	2	3	4	5	6	7	8	9	AB	R	H	RBI	BB	SO	LOB	BOTTOM										
Neftali Feliz, S OBP: 0.336, SLG: 0.462	G4-3		P6		G1-3		G4-3			4	0	0	0	0	0	2	Toronto Blue Jays @ Chicago Cubs Wrigley Field, Chicago, IL Wed Jun 08 2005, 1:20 PM CDT Att: 38,086 - Sunny - 86 F										
Corey Patterson, L OBP: 0.300, SLG: 0.432	K		G4-3 25 S 2H 1B		K			G4-3		4	0	1	1	0	2	0											
25 Derrek Lee, R OBP: 0.461, SLG: 0.696	G6-3		K					L9		4	0	1	0	0	1	1											
16 Aramis Ramirez, R OBP: 0.338, SLG: 0.517	G5-3			F8	G5-3			L5		4	0	0	0	0	0	1											
Todd Walker, L OBP: 0.319, SLG: 0.460	K			G6-3		G6-3				3	0	0	0	0	1	0											
Jason Dubois, R OBP: 0.316, SLG: 0.495										3	0	1	0	0	1	0											
Jeromy Burnitz, L OBP: 0.311, SLG: 0.444	G5-3			HBP 1B		K				0	0	0	0	0	0	0											
Todd Hollandsworth, L OBP: 0.304, SLG: 0.322						G4-3				3	1	2	0	0	0	0											
Michael Barrett, R OBP: 0.333, SLG: 0.497					L7					2	0	1	0	0	0	1											
Sergio Mitre, R OBP: 0.286, SLG: 0.429										2	1	1	1	0	0	3											
Jose Macias, S OBP: 0.281, SLG: 0.315										1	0	0	0	0	0	1											
43 Michael Wuertz, R OBP: 0.311, SLG: 0.444										0	0	0	0	0	0	0											
46 Ryan Dempster, R OBP: 0.077, SLG: 0.077										0	0	0	0	0	0	0											
Inning Stats	R: 0 E: 0 K: 1 S: 10	H: 0 LOB: 0 BB: 0 P: 14	R: 0 E: 0 K: 1 S: 11	H: 0 LOB: 0 BB: 0 P: 13	R: 2 E: 0 K: 1 S: 10	H: 3 LOB: 1 BB: 0 P: 13	R: 0 E: 0 K: 0 S: 13	H: 2 LOB: 3 BB: 0 P: 22	R: 0 E: 0 K: 1 S: 14	H: 1 LOB: 1 BB: 0 P: 17	R: 0 E: 0 K: 1 S: 6	H: 0 LOB: 0 BB: 0 P: 10	R: 0 E: 0 K: 0 S: 7	H: 1 LOB: 0 BB: 0 P: 9	R: 0 E: 0 K: 0 S: 10	H: 0 LOB: 0 BB: 0 P: 14	1B: 4 2B: 3 3B: 0 HR: 0	SF: 0 SAC: 0 DP: 1 HBP: 1	WP: 0 PB: 0 SB: 1 CS: 0	PA: 31							
PITCHER	IP	WLS	BF	H	R	ER	SO	BB	IBB	HBP	BLK	WP	HR	S	P	ERA	WHIP										
32 Roy Halladay, R ERA: 2.45	7.0	L	28	7	2	2	5	0	0	0	0	0	0	71	98	2.57	1.000										
Vinnie Chulk, R ERA: 3.54	1.0		3	0	0	0	0	0	0	0	0	0	0	10	14	0.00	0.000										

AB	30
R	0
H	3
RBI	0
BB	3
SO	10
LOB	10

AB	30
R	2
H	7
RBI	2
BB	0
SO	5
LOB	9



Batter	1	2	3	4	5	6	7	8	9	AB	R	H	RBI	BB	SO	LOB	TOP					
18 Johnny Damon, L (1, 8) OBP: 0.388, SLG: 0.441 John Olerud, L (9, PH) OBP: 0.375, SLG: 0.429																	3 0 1 1 1 1 0 0 1 0 0 1 0 0					
Edgar Renteria, R (1, 6) OBP: 0.315, SLG: 0.389 Ramón Vázquez, L (7, 6) OBP: 0.241, SLG: 0.250																	4 0 1 1 0 0 2 1 0 0 0 0 0 1					
34 David Ortiz, L (1, 3) OBP: 0.383, SLG: 0.584																	5 2 2 3 0 0 2					
Manny Ramirez, R (1, 7) OBP: 0.342, SLG: 0.469																	4 0 0 0 1 0 0					
Trot Nixon, L (1, 9) OBP: 0.384, SLG: 0.465 Jay Payton, R (8, PH) OBP: 0.288, SLG: 0.358																	3 0 0 0 0 0 0 1 0 0 0 0 0 1					
Jason Varitek, S (1, 2) OBP: 0.392, SLG: 0.579 Alan Embree, L (7, 1) Kevin Millar, R (8, PH) OBP: 0.344, SLG: 0.378 50 Mike Timlin, R (8, 1)																	3 0 2 0 0 0 0 0 0 0 0 0 0 0 1 0 1 0 0 0 0 0 0 0 0 0 0 0					
Bill Mueller, S (1, 5) OBP: 0.393, SLG: 0.353																	4 2 1 0 0 0 4					
Mark Bellhorn, S (1, 4) OBP: 0.363, SLG: 0.385																	4 1 2 1 0 1 1					
Bronson Arroyo, R (1, 1) 20 Kevin Youkilis, R (5, PH) OBP: 0.415, SLG: 0.386 John Halama, L (5, 1) Kelly Shoppach, R (7, PH) (7, 2)																	1 0 0 0 0 1 1 1 0 0 0 0 1 0 0 0 0 0 0 0 0 2 0 0 0 0 2 2					
Inning Stats	R: 0 E: 0 K: 1 S: 9	H: 0 LOB: 0 BB: 0 P: 15	R: 0 E: 0 K: 0 S: 7	H: 0 LOB: 0 BB: 0 P: 12	R: 1 E: 0 K: 1 S: 12	H: 2 LOB: 2 BB: 1 P: 19	R: 0 E: 0 K: 0 S: 8	H: 1 LOB: 1 BB: 0 P: 9	R: 0 E: 0 K: 2 S: 8	H: 0 LOB: 0 BB: 0 P: 9	R: 1 E: 0 K: 0 S: 8	H: 1 LOB: 0 BB: 0 P: 8	R: 1 E: 0 K: 1 S: 12	H: 3 LOB: 2 BB: 0 P: 19	R: 0 E: 0 K: 0 S: 7	H: 1 LOB: 2 BB: 1 P: 15	R: 3 E: 0 K: 1 S: 13	H: 2 LOB: 0 BB: 1 P: 24	1B: 5 2B: 2 3B: 0 HR: 3	SF: 0 SAC: 0 DP: 0 HBP: 0	WP: 0 PB: 0 SB: 0 CS: 0	PA: 40
PITCHER	IP WLS BF H R ER SO BB IBB HBP BLK WP HR S P ERA WHIP																					
Greg Maddux, R (1, 1) ERA: 4.11	6.2 W 28 7 3 3 5 1 0 0 0 0 0 1 61 86 4.05 1.200																					
43 Michael Wuerz, R (7, 1) ERA: 3.45	0.1 1 0 0 0 0 0 0 0 0 0 0 0 3 5 0.00 0.000																					
13 Will Ohman, L (8, 1) ERA: 2.08	1.0 5 1 0 0 0 0 1 0 0 0 0 0 7 15 0.00 2.000																					
Cliff Bartosh, L (9, 1) ERA: 5.17	1.0 6 2 3 3 1 1 0 0 0 0 0 2 13 24 27.00 3.000																					

Boston Red Sox @ Chicago Cubs
Wrigley Field, Chicago, IL
Fri Jun 10 2005, 1:20 PM CDT
Att: 39,215 - Sunny - 89 F

AB 37
R 6
H 10
RBI 6
BB 3
SO 6
LOB 14

Batter	1	2	3	4	5	6	7	8	9	AB	R	H	RBI	BB	SO	LOB	BOTTOM			
Neftali Feliz, S (1, 6) OBP: 0.338, SLG: 0.461																	5 1 2 0 0 1 1			
Corey Patterson, L (1, 8) OBP: 0.303, SLG: 0.436																	5 0 2 0 0 1 1			
25 Derrek Lee, R (1, 3) OBP: 0.464, SLG: 0.697 13 Will Ohman, L (8, 1) Cliff Bartosh, L (9, 1) OBP: 1.000, SLG: 1.000																	4 2 2 1 1 1 1 0 0 0 0 0 0 0 0 0 0 0 0 0 0			
Jerome Burnitz, L (1, 9) OBP: 0.317, SLG: 0.474																	5 3 3 3 0 0 3			
16 Aramis Ramirez, R (1, 5) OBP: 0.345, SLG: 0.521 Jose Macias, S (8, 5) OBP: 0.276, SLG: 0.309																	4 2 3 1 0 0 0 1 0 0 0 0 1 0			
Todd Walker, L (1, 4) OBP: 0.329, SLG: 0.478 Jerry Hairston, R (8, 4) OBP: 0.369, SLG: 0.362																	4 2 2 0 0 1 1 1 0 0 0 0 0 0			
Todd Hollandsworth, L (1, 7) OBP: 0.307, SLG: 0.397																	5 2 2 3 0 0 2			
Michael Barrett, R (1, 2) OBP: 0.343, SLG: 0.515																	4 1 3 3 0 0 0			
Greg Maddux, R (1, 1) OBP: 0.192, SLG: 0.308 43 Michael Wuerz, R (7, 1) Jason Dubois, R (7, PH) OBP: 0.314, SLG: 0.491 Enrique Wilson, S (8, 3) OBP: 0.250, SLG: 0.273																	2 1 1 1 0 0 1 0 0 0 0 0 0 0 1 0 0 0 0 1 1 0 0 0 0 0 0 0			
Inning Stats	R: 0 E: 0 K: 1 S: 11	H: 0 LOB: 0 BB: 0 P: 14	R: 3 E: 0 K: 2 S: 18	H: 4 LOB: 1 BB: 0 P: 26	R: 4 E: 0 K: 0 S: 29	H: 5 LOB: 1 BB: 0 P: 42	R: 0 E: 0 K: 1 S: 12	H: 1 LOB: 1 BB: 0 P: 15	R: 0 E: 0 K: 0 S: 7	H: 0 LOB: 0 BB: 0 P: 9	R: 4 E: 0 K: 0 S: 16	H: 5 LOB: 1 BB: 1 P: 25	R: 3 E: 0 K: 1 S: 14	H: 5 LOB: 2 BB: 1 P: 23	R: 0 E: 0 K: 1 S: 6	H: 0 LOB: 0 BB: 0 P: 7	1B: 10 2B: 6 3B: 0 HR: 4	SF: 0 SAC: 1 DP: 0 HBP: 0	WP: 3 PB: 0 SB: 1 CS: 0	PA: 43
PITCHER	IP WLS BF H R ER SO BB IBB HBP BLK WP HR S P ERA WHIP																			
Bronson Arroyo, R (1, 1) ERA: 4.54	4.0 L 22 10 7 7 4 0 0 0 0 0 0 2 70 97 15.75 2.500																			
John Halama, L (5, 1) ERA: 6.03	2.0 10 5 4 4 0 0 0 0 0 0 0 2 23 34 18.00 2.500																			
Alan Embree, L (7, 1) ERA: 7.0	1.0 8 5 3 3 1 1 0 0 0 0 1 0 14 23 27.00 6.000																			
50 Mike Timlin, R (8, 1) ERA: 1.55	1.0 3 0 0 0 0 1 0 0 0 0 0 0 6 7 0.00 0.000																			

Boston Red Sox @ Chicago Cubs
Wrigley Field, Chicago, IL
Fri Jun 10 2005, 1:20 PM CDT
Att: 39,215 - Sunny - 89 F

AB 41
R 14
H 20
RBI 12
BB 1
SO 6
LOB 11

Batter	1	2	3	4	5	6	7	8	9	AB	R	H	RBI	BB	SO	LOB	TOP			
18 Johnny Damon, L (1, 8) OBP: 0.389, SLG: 0.442	4-2 HR 34 BB	3-1 FC6-4 WP		1-0 2B		3-3 K			1-0 F8	4	1	1	0	1	1	4				
Edgar Renteria, R (1, 6) OBP: 0.314, SLG: 0.387	1-3 K	4-2 BB		1-1 G6-3			0-0 P3		0-0 WP 34 G3 2B	4	1	1	1	1	1	3				
34 David Ortiz, L (1, 3) OBP: 0.380, SLG: 0.574	4-2 HR BB	1-3 K2-3			2-0 F9		1-3 K		0-1 G3	4	1	0	0	1	2	3				
Manny Ramirez, R (1, 7) OBP: 0.339, SLG: 0.467	1-3 K		1-3 K		0-0 G6-3		1-2 F7		2-2 2B	5	0	1	1	0	2	2				
Trot Nixon, L (1, 9) OBP: 0.385, SLG: 0.480	2-2 HR 1-H 2-H		1-2 G3		2-0 G4-3			0-0 G1-3 1B	2-1 P5	5	1	2	3	0	0	1				
Jason Varitek, S (1, 2) OBP: 0.389, SLG: 0.570	1-2 G6-3		3-3 K			4-0 BB BB		2-2 G1-3		3	0	0	0	1	1	1				
Bill Mueller, S (1, 5) OBP: 0.390, SLG: 0.368		1-1 HR		2-3 K		1-3 K		3-3 K		4	1	1	1	0	3	2	AB 36			
Mark Bellhorn, S (1, 4) OBP: 0.361, SLG: 0.378		2-3 K		0-3 K		4-0 BB		2-2 F9		3	0	0	0	1	2	1	R 6			
Wade Miller, R (1, 1) OBP: 0.667, SLG: 0.667		0-0		0-1 18 2B FC6-4		1-3 K			2-1 18 F8 1B 2B	3	0	2	0	0	1	2	H 9			
Mike Myers, L (8, 1)										0	0	0	0	0	0	0	RBI 6			
Matt Mantei, R (8, 1)										0	0	0	0	0	0	0	BB 5			
John Olerud, L (9, PH) OBP: 0.400, SLG: 0.500										1	1	1	0	0	0	0	SO 13			
Inning Stats	R: 3 E: 0 K: 2 S: 19	H: 1 LOB: 0 BB: 2 P: 32	R: 1 E: 0 K: 2 S: 16	H: 2 LOB: 2 BB: 1 P: 27	R: 0 E: 0 K: 2 S: 10	H: 0 LOB: 0 BB: 0 P: 15	R: 0 E: 0 K: 2 S: 13	H: 2 LOB: 2 BB: 0 P: 17	R: 0 E: 0 K: 3 S: 10	H: 0 LOB: 0 BB: 2 P: 7	R: 0 E: 0 K: 1 S: 8	H: 0 LOB: 0 BB: 0 P: 10	R: 0 E: 0 K: 1 S: 12	H: 1 LOB: 1 BB: 0 P: 19	R: 2 E: 0 K: 0 S: 11	H: 3 LOB: 1 BB: 0 P: 18	1B: 4 2B: 3 3B: 0 HR: 2	SF: 0 SAC: 0 DP: 0 HBP: 0	WP: 2 PA: 41 PB: 0 SB: 0 CS: 0	
PITCHER	IP WLS BF H R ER SO BB IBB HBP BLK WP HR S P ERA WHIP	5.0 3.19	1.0 W	5 0 0 0 3	2 0 0 0 0	1.0 H	4 1 0 0 1	0 0 0 0 0	0 0 0 0 0	0 0 0 0 0	1.0 H	3 0 0 0 1	0 0 0 0 0	0 0 0 0 0	1.0 S	6 3 2 2 0	0 0 0 0 0	1 0 11 18 18.00	3.000	

Boston Red Sox @ Chicago Cubs
Wrigley Field, Chicago, IL
Sat Jun 11 2005, 2:15 PM CDT
Att: 39,096 - Partly Cloudy - 84 F

AB 36
R 6
H 9
RBI 6
BB 5
SO 13
LOB 19



Batter	1	2	3	4	5	6	7	8	9	AB	R	H	RBI	BB	SO	LOB	BOTTOM		
Nelfi Perez, S (1, 6) OBP: 0.332, SLG: 0.452	1-3 K	0-0 G4-3			3-2 FC3-6 FC4-6 25 BB		0-0 L7			4	0	0	0	0	1	2			
Corey Patterson, L (1, 8) OBP: 0.298, SLG: 0.429	0-1 P6		3-2 P2		0-3 K		1-2 P6			4	0	0	0	0	1	1			
25 Derrek Lee, R (1, 3) OBP: 0.461, SLG: 0.688	3-2 P3		0-0 P4		4-1 FC4-6 BB		1-0 G4-3			3	0	0	0	1	0	0			
Jeromy Burnitz, L (1, 9) OBP: 0.320, SLG: 0.474		3-1 16 1B	0-1 G3		0-0 FC4-6			3-1 16 2B	1B	4	2	2	0	0	0	2			
16 Aramis Ramirez, R (1, 5) OBP: 0.347, SLG: 0.526		2-2 1B 1B		2-2 F9		2-1 L6		2-1 G4-3 1B	2B	4	2	2	1	0	0	0			
Todd Walker, L (1, 4) OBP: 0.351, SLG: 0.521		0-0 1B 1B		2-2 G5-3		1-0 2B		1-2 G4-3		4	3	3	1	0	0	1			
46 Ryan Dempster, R (9, 1) OBP: 0.077, SLG: 0.077		1-3 24 1B 38 G6-4-3	1B	1-3 G5-3	3B	1-0 2B	24 SF8	1B	2B	0	0	0	0	0	0	0			
Todd Hollandsworth, L (1, 7) OBP: 0.319, SLG: 0.377		3-H 38 G6-4-3	1B	3-2 G5-3		1-0 2B	24 SF8	2B	1B	4	0	3	3	0	0	0			
24 Henry Blanco, R (1, 2) OBP: 0.179, SLG: 0.283		0-0 38 G6-4-3	1B	0-0 G6-3		1-0 SF8		1-2 K		3	0	1	1	0	1	1			
38 Carlos Zambrano, S (1, 1) OBP: 0.266, SLG: 0.372		0-1 G6-4-3		2-2 FC3-6	1B					2	0	1	0	0	0	2	AB 33		
Todd Wellemeyer, R (8, 1) OBP: 0.333, SLG: 0.333										0	0	0	0	0	0	0	R 7		
Jose Mauer, S (8, PH) OBP: 0.271, SLG: 0.304										0	0	0	0	0	0	0	H 12		
Mike Remlinger, L (7, 1)										0	0	0	0	0	0	0	RBI 6		
43 Michael Wuerz, R (8, 1)										0	0	0	0	0	0	0	BB 1		
Enrique Wilson, S (9, 4) OBP: 0.256, SLG: 0.273										0	0	0	0	0	0	0	SO 3		
Inning Stats	R: 0 E: 0 K: 1 S: 11	H: 0 LOB: 0 BB: 0 P: 15	R: 3 E: 0 K: 0 S: 12	H: 5 LOB: 1 BB: 0 P: 18	R: 0 E: 0 K: 0 S: 6	H: 0 LOB: 0 BB: 0 P: 9	R: 1 E: 0 K: 0 S: 13	H: 1 LOB: 0 BB: 0 P: 21	R: 0 E: 0 K: 1 S: 11	H: 1 LOB: 2 BB: 1 P: 20	R: 1 E: 0 K: 0 S: 8	H: 2 LOB: 1 BB: 0 P: 13	R: 0 E: 0 K: 0 S: 5	H: 0 LOB: 0 BB: 0 P: 7	R: 2 E: 0 K: 1 S: 13	H: 3 LOB: 0 BB: 0 P: 22	1B: 9 2B: 2 3B: 1 HR: 0	SF: 1 SAC: 0 DP: 1 HBP: 0	WP: 0 PA: 35 PB: 0 SB: 0 CS: 1
PITCHER	IP WLS BF H R ER SO BB IBB HBP BLK WP HR S P ERA WHIP	7.0 L	30	5 5 5 2	1 0 0 0	1.0 W	1 1 1 0	0 0 0 0	0 0 0 0	0 0 0 0	1.0 H	4 2 1 1	0 0 0 0	0 0 0 0	0 0 0 0	0 0 0 0	1 17 9.00	2.000	

Boston Red Sox @ Chicago Cubs
Wrigley Field, Chicago, IL
Sat Jun 11 2005, 2:15 PM CDT
Att: 39,096 - Partly Cloudy - 84 F

AB 33
R 7
H 12
RBI 6
BB 1
SO 3
LOB 10



Batter	1	2	3	4	5	6	7	8	9	AB	R	H	RBI	BB	SO	LOB	TOP																					
18 Johnny Damon, L (1, 8) OBP: 0.395, SLG: 0.469	F7		2B			HR		1B HBP BB	F9	5	1	3	3	1	0	1																						
Edgar Renteria, R (1, 6) OBP: 0.312, SLG: 0.380	G5-3		K			F9		1B HBP		4	0	0	0	0	1	2																						
20 Kevin Youkilis, R (1, 5) OBP: 0.431, SLG: 0.490	HR		F8					F9		5	2	3	1	0	0	3																						
Manny Ramirez, R (1, 7) OBP: 0.340, SLG: 0.479	G4-3		K			1B		HR	G4-6-3 1B	5	1	2	2	0	1	2																						
Kevin Millar, R (1, 3) OBP: 0.347, SLG: 0.381 John Olerud, L (7, 3) OBP: 0.385, SLG: 0.478		49 1B 1B				G6-3		G6-3	G4-6-3	4	1	2	0	0	0	0																						
Jay Payton, R (1, 9) OBP: 0.294, SLG: 0.390	P4					1B			HR	5	1	2	1	0	1	2																						
Doug Mirabeli, R (1, 2) OBP: 0.311, SLG: 0.400	49 1B 1B					K		FC4-6 1B 3B BB	G6-3	4	1	2	0	1	1	1																						
Mark Bellhorn, S (1, 4) OBP: 0.362, SLG: 0.376	K					K		49 FC4-6 1B 3B BB	K	4	0	1	0	1	3	3																						
49 Tim Wakefield, R (1, 1) OBP: 0.167, SLG: 0.167 50 Mike Timlin, R (8, 1) Bill Mueller, S (9, PH) Mike Myers, L (9, 1)	1B					K		FC4-6 1B 3B	G3	4	1	1	1	0	1	4																						
Inning Stats	R: 1 E: 0 K: 0 S: 11	H: 1 LOB: 0 BB: 0 P: 15	R: 0 E: 0 K: 1 S: 13	H: 3 LOB: 2 BB: 0 P: 19	R: 0 E: 0 K: 2 S: 12	H: 1 LOB: 1 BB: 0 P: 18	R: 0 E: 0 K: 2 S: 13	H: 1 LOB: 1 BB: 0 P: 18	R: 1 E: 0 K: 1 S: 13	H: 2 LOB: 1 BB: 0 P: 18	R: 3 E: 0 K: 1 S: 19	H: 3 LOB: 1 BB: 1 P: 27	R: 2 E: 0 K: 0 S: 17	H: 3 LOB: 2 BB: 1 P: 28	R: 0 E: 0 K: 0 S: 11	H: 1 LOB: 2 BB: 1 P: 19	R: 1 E: 0 K: 1 S: 11	H: 2 LOB: 1 BB: 0 P: 19	1B: 10 2B: 2 3B: 1 HR: 4	SF: 0 SAC: 0 DP: 1 HBP: 1	WP: 0 PA: 46 PB: 0 SB: 0 CS: 0																	
PITCHER	IP	WLS	BF	H	R	ER	SO	BB	IBB	HBP	BLK	WP	HR	S	P	ERA	WHIP	PITCHER				IP	WLS	BF	H	R	ER	SO	BB	IBB	HBP	BLK	WP	HR	S	P	ERA	WHIP
Glendon Rusch, L (1, 1) ERA: 2.57	5.2	L	28	11	5	5	7	1	0	0	0	0	2	80	114	7.94	2.118																					
Joe Borowski, R (6, 1) ERA: 4.7	1.1		8	3	2	2	0	1	0	0	0	0	1	18	29	13.50	3.000																					
Cliff Bartosh, L (8, 1) ERA: 5.09	2.0		10	3	1	1	1	1	0	1	0	0	1	22	38	4.50	2.000																					

Boston Red Sox @ Chicago Cubs
Wrigley Field, Chicago, IL
Sun Jun 12 2005, 7:05 PM CDT
Att: 39,138 - Clear - 75 F

AB 42
R 8
H 17
RBI 8
BB 3
SO 8
LOB 21



Batter	1	2	3	4	5	6	7	8	9	AB	R	H	RBI	BB	SO	LOB	BOTTOM																					
Neftali Feliz, S (1, 6) OBP: 0.331, SLG: 0.449	K		1B			P2			P3	4	0	1	0	0	1	0																						
Corey Patterson, L (1, 8) OBP: 0.294, SLG: 0.423 Jerry Hairston, R (9, PH) OBP: 0.367, SLG: 0.359	F7		G4-3			K			G6-3	3	0	0	0	0	1	1																						
25 Derrek Lee, R (1, 3) OBP: 0.461, SLG: 0.693	2B					G5-3		G4-3 16 G6-3	G4-3	4	1	2	0	0	0	0																						
Jeromy Burnitz, L (1, 9) OBP: 0.316, SLG: 0.468	G4-3					G3-1			G4-3	3	0	0	0	0	0	2																						
16 Aramis Ramirez, R (1, 5) OBP: 0.343, SLG: 0.518			K			F8			G6-3	3	0	0	1	0	1	0																						
Todd Walker, L (1, 4) OBP: 0.350, SLG: 0.514 Cliff Bartosh, L (8, 1) OBP: 1.000, SLG: 1.000	G5-4-3 1B					G3-1			P3	3	0	1	0	0	0	0																						
Jason Dubois, R (1, 7) OBP: 0.208, SLG: 0.482 Joe Borowski, R (6, 1) Jose Macias, S (8, 4) OBP: 0.283, SLG: 0.316	G5-4-3					L1			FC5-4 1B	2	0	0	0	0	0	1																						
Michael Barrett, R (1, 2) OBP: 0.337, SLG: 0.506			G4-3			P3			FC5-4 G5-4-3	3	0	0	0	0	0	1																						
Glendon Rusch, L (1, 1) OBP: 0.200, SLG: 0.211 Todd Hollandsworth, L (6, 7) OBP: 0.315, SLG: 0.371	G6-3					F8			G5-4-3	1	0	0	0	0	0	0																						
Inning Stats	R: 0 E: 0 K: 1 S: 11	H: 1 LOB: 0 BB: 0 P: 16	R: 0 E: 0 K: 1 S: 9	H: 1 LOB: 0 BB: 0 P: 11	R: 0 E: 0 K: 0 S: 9	H: 0 LOB: 0 BB: 0 P: 11	R: 0 E: 0 K: 0 S: 5	H: 0 LOB: 0 BB: 0 P: 8	R: 0 E: 0 K: 1 S: 8	H: 0 LOB: 0 BB: 0 P: 12	R: 1 E: 0 K: 0 S: 9	H: 1 LOB: 0 BB: 0 P: 14	R: 0 E: 0 K: 0 S: 4	H: 1 LOB: 0 BB: 0 P: 7	R: 0 E: 0 K: 0 S: 4	H: 0 LOB: 0 BB: 0 P: 7	1B: 3 2B: 2 3B: 0 HR: 0	SF: 0 SAC: 0 DP: 2 HBP: 0	WP: 0 PA: 30 PB: 0 SB: 0 CS: 0																			
PITCHER	IP	WLS	BF	H	R	ER	SO	BB	IBB	HBP	BLK	WP	HR	S	P	ERA	WHIP	PITCHER				IP	WLS	BF	H	R	ER	SO	BB	IBB	HBP	BLK	WP	HR	S	P	ERA	WHIP
49 Tim Wakefield, R (1, 1) ERA: 4.8	7.0	W	24	4	1	1	3	0	0	0	0	0	0	60	86	1.29	0.571																					
50 Mike Timlin, R (8, 1) ERA: 1.5	1.0		3	1	0	0	0	0	0	0	0	0	0	4	7	0.00	1.000																					
Mike Myers, L (9, 1) ERA: 2.03	1.0		3	0	0	0	0	0	0	0	0	0	0	4	7	0.00	0.000																					

Boston Red Sox @ Chicago Cubs
Wrigley Field, Chicago, IL
Sun Jun 12 2005, 7:05 PM CDT
Att: 39,138 - Clear - 75 F

AB 30
R 1
H 5
RBI 1
BB 0
SO 3
LOB 6



Batter	1	2	3	4	5	6	7	8	9	AB	R	H	RBI	BB	SO	LOB	TOP										
Juan Pierre, L (1.8) OBP: 0.307, SLG: 0.328	G4-3		G6-3 1B		FC4-6			F7		5	2	1	0	0	0	2											
Luis Castillo, S (1.4) OBP: 0.419, SLG: 0.384	F8		G5-3		FC4-6	K			HR	5	2	2	1	0	1	1											
Miguel Cabrera, R (1.7) OBP: 0.391, SLG: 0.551			G6-3			G1-3			K	5	1	2	2	0	1	0											
Carlos Delgado, L (1.3) OBP: 0.421, SLG: 0.594	G4-3		P5			G4-3				4	1	1	1	1	0	1											
Mike Lowell, R (1.5) OBP: 0.283, SLG: 0.356										2	1	1	0	2	0	0											
Damon Easley, R (8.5) OBP: 0.289, SLG: 0.504									G5-4-3	1	0	0	0	0	0	1											
Paul Lo Duca, R (1.2) OBP: 0.340, SLG: 0.385	F8									4	1	1	2	0	0	2											
Juan Encarnacion, R (1.9) OBP: 0.355, SLG: 0.465										3	0	0	0	1	0	3											
Alex Gonzalez, R (1.6) OBP: 0.339, SLG: 0.407										4	1	1	2	0	1	3											
Dontrelle Willis, L (1.1) OBP: 0.263, SLG: 0.289										3	0	2	1	0	0	2											
Joe Dillon, R (8. PH) OBP: 0.255, SLG: 0.375										1	0	0	0	0	0	0											
Travis Smith, R (8.1)										0	0	0	0	0	0	0											
Guillermo Mota, R (9.1)										0	0	0	0	0	0	0											
Inning Stats	R: 0 E: 0 K: 0 S: 9	H: 1 LOB: 1 BB: 0 P: 16	R: 0 E: 0 K: 0 S: 10	H: 0 LOB: 2 BB: 2 P: 20	R: 1 E: 0 K: 0 S: 7	H: 1 LOB: 0 BB: 0 P: 12	R: 0 E: 0 K: 1 S: 12	H: 1 LOB: 1 BB: 0 P: 19	R: 7 E: 0 K: 0 S: 21	H: 7 LOB: 1 BB: 1 P: 32	R: 0 E: 0 K: 0 S: 9	H: 0 LOB: 0 BB: 0 P: 14	R: 0 E: 0 K: 0 S: 14	H: 0 LOB: 0 BB: 0 P: 18	R: 1 E: 0 K: 1 S: 11	H: 1 LOB: 0 BB: 1 P: 20	1B: 8 2B: 2 3B: 0 HR: 1	SF: 0 SAC: 0 DP: 1 HBP: 0	WP: 1 PB: 0 SB: 2 CS: 0	PA: 41							
PITCHER	IP	WLS	BF	H	R	ER	SO	BB	IBB	HBP	BLK	WP	HR	S	P	ERA	WHIP										
49 John Koronka, L (1.1) ERA: 7.63	4.1	L	23	7	6	6	1	3	0	0	1	1	0	49	83	12.46	2.308										
Joe Borowski, R (5.1) ERA: 8.48	0.2	5	3	2	2	0	0	0	0	0	0	0	0	10	16	27.00	4.500										
Mike Reminger, L (6.1) ERA: 3.78	2.0	6	0	0	0	1	0	0	0	0	0	0	0	17	26	0.00	0.000										
13 Will Ohman, L (8.1) ERA: 1.93	1.0	3	0	0	0	0	0	0	0	0	0	0	0	14	18	0.00	0.000										
Cliff Bartosh, L (9.1) ERA: 5.3	1.0	4	1	1	1	1	1	1	0	0	0	0	1	11	20	9.00	2.000										

Florida Marlins @ Chicago Cubs
Wrigley Field, Chicago, IL
Mon Jun 13 2005, 7:05 PM CDT
Att: 38,708 - Clear - 83 F

AB	37
R	9
H	11
RBI	9
BB	4
SO	3
LOB	15



Batter	1	2	3	4	5	6	7	8	9	AB	R	H	RBI	BB	SO	LOB	BOTTOM										
Neftali Feliz, S (1.6) OBP: 0.325, SLG: 0.441	G5-3		F8		G5-4-3			F8		4	0	0	0	0	0	1											
Jerry Hairston, R (1.4) OBP: 0.365, SLG: 0.357			G6-3			G6-3				4	0	1	0	0	0	0											
Cliff Bartosh, L (9.1) OBP: 1.000, SLG: 1.000										0	0	0	0	0	0	0											
25 Derrek Lee, R (1.3) OBP: 0.462, SLG: 0.693										3	1	1	0	0	1	0											
16 Aramis Ramirez, R (1.5) OBP: 0.346, SLG: 0.527										4	0	2	1	0	1	1											
Jason Dubois, R (1.7) OBP: 0.306, SLG: 0.483										4	0	1	0	0	1	2											
Jeremy Burnitz, L (1.9) OBP: 0.315, SLG: 0.464										4	0	1	0	0	1	3											
Corey Patterson, L (1.8) OBP: 0.294, SLG: 0.422										3	0	1	0	0	2	2											
Michael Barrett, R (1.2) OBP: 0.332, SLG: 0.497										3	0	0	0	0	0	3											
49 John Koronka, L (1.1) ERA: 2.06										1	0	0	0	0	1	0											
Joe Borowski, R (5.1) OBP: 0.295, SLG: 0.328										0	0	0	0	0	0	0											
Mike Reminger, L (6.1) ERA: 3.78										1	0	1	0	0	0	0											
13 Will Ohman, L (8.1) ERA: 1.93										0	0	0	0	0	0	0											
Enrique Wilson, S (8. PH) OBP: 0.231, SLG: 0.250										0	0	0	0	0	0	0											
Guillermo Mota, R (9.1) ERA: 6.87										1	0	0	0	0	0	0											
Inning Stats	R: 0 E: 0 K: 0 S: 13	H: 1 LOB: 1 BB: 0 P: 18	R: 0 E: 0 K: 0 S: 9	H: 2 LOB: 0 BB: 0 P: 15	R: 0 E: 0 K: 1 S: 10	H: 0 LOB: 0 BB: 0 P: 13	R: 1 E: 0 K: 2 S: 17	H: 2 LOB: 1 BB: 0 P: 24	R: 0 E: 0 K: 0 S: 6	H: 1 LOB: 0 BB: 0 P: 7	R: 0 E: 0 K: 1 S: 15	H: 0 LOB: 0 BB: 0 P: 21	R: 0 E: 0 K: 1 S: 14	H: 1 LOB: 1 BB: 0 P: 18	R: 0 E: 0 K: 0 S: 4	H: 0 LOB: 0 BB: 0 P: 8	R: 0 E: 0 K: 2 S: 16	H: 1 LOB: 1 BB: 0 P: 24	1B: 4 2B: 4 3B: 0 HR: 0	SF: 0 SAC: 0 DP: 2 HBP: 1	WP: 0 PB: 0 SB: 0 CS: 1	PA: 33					
PITCHER	IP	WLS	BF	H	R	ER	SO	BB	IBB	HBP	BLK	WP	HR	S	P	ERA	WHIP										
Dontrelle Willis, L (1.1) ERA: 2.06	7.0	W	26	7	1	1	5	0	0	1	0	0	0	84	116	1.29	1.000										
Travis Smith, R (8.1) ERA: 3.38	1.0	3	0	0	0	0	0	0	0	0	0	0	0	4	8	0.00	0.000										
Guillermo Mota, R (9.1) ERA: 6.87	1.0	4	1	0	0	2	0	0	0	0	0	0	0	16	24	0.00	1.000										

Florida Marlins @ Chicago Cubs
Wrigley Field, Chicago, IL
Mon Jun 13 2005, 7:05 PM CDT
Att: 38,708 - Clear - 83 F

AB	32
R	1
H	8
RBI	1
BB	0
SO	7
LOB	12



Batter	1	2	3	4	5	6	7	8	9	AB	R	H	RBI	BB	SO	LOB	TOP			
Juan Pierre, L OBP: 0.302, SLG: 0.322 (1, 8)	G4-3		FC6-4			L6			G6-3	4	0	0	0	0	0	1				
Luis Castillo, S OBP: 0.417, SLG: 0.383 Joe Dillon, R OBP: 0.222, SLG: 0.353 (1, 4) (8, 5)	L6			G1-3			G6-4-3 1B		G6-3	3	0	1	0	0	0	0				
Miguel Cabrera, R OBP: 0.387, SLG: 0.543 Jeff Conine, R OBP: 0.354, SLG: 0.342 (1, 7) (8, 7)	K			G6-3			G6-4-3 1-2		P2	3	0	0	0	0	1	1				
Carlos Delgado, L OBP: 0.424, SLG: 0.595 (1, 3)		G6-3								3	0	2	0	0	0	0				
Damon Easley, R OBP: 0.290, SLG: 0.500 (1, 5) (8, 4)		K					F9			3	0	1	0	0	1	1				
Paul Lo Duca, R OBP: 0.335, SLG: 0.379 Valerio De Los Santos, L Chad Bentz, R John Riedling, R (1, 2) (7, 1) (8, 1) (8, 1)	G6-3						G4-6-3 1-2			3	0	0	0	0	0	3				
Juan Encarnacion, R OBP: 0.351, SLG: 0.459 (1, 9)			G5-3			G6-3			G6-3	3	0	0	0	0	0	0				
Alex Gonzalez, R OBP: 0.339, SLG: 0.406 (1, 6)						G3-1			F9	3	0	1	0	0	0	0				
Josh Beckett, R OBP: 0.235, SLG: 0.200 Travis Smith, R 20 Matt Treanor, R OBP: 0.410, SLG: 0.394 (1, 1) (6, 1) (7, 2)	K					G5-3			L9	2	0	0	0	0	1	1				
Inning Stats	R: 0 E: 0 K: 1 S: 8	H: 0 LOB: 0 BB: 0 P: 10	R: 0 E: 0 K: 1 S: 9	H: 0 LOB: 0 BB: 0 P: 12	R: 0 E: 0 K: 1 S: 9	H: 1 LOB: 1 BB: 0 P: 12	R: 0 E: 0 K: 0 S: 12	H: 2 LOB: 2 BB: 0 P: 16	R: 0 E: 0 K: 0 S: 6	H: 0 LOB: 0 BB: 0 P: 8	R: 0 E: 0 K: 0 S: 5	H: 1 LOB: 0 BB: 0 P: 8	R: 0 E: 0 K: 0 S: 5	H: 0 LOB: 0 BB: 0 P: 13	R: 0 E: 0 K: 0 S: 7	H: 0 LOB: 0 BB: 0 P: 9	1B: 5 2B: 0 3B: 0 HR: 0	SF: 0 SAC: 0 DP: 2 HBP: 0	WP: 0 PB: 0 SB: 0 CS: 0	PA: 30
PITCHER Sergio Mitre, R ERA: 3.55 (1, 1)	IP: 9.0 WLS: W BF: 30 H: 5 R: 0 ER: 0 SO: 3 BB: 0 IBB: 0 HBP: 0 BLK: 0 WP: 0 HR: 0 S: 73 P: 99 ERA: 0.00 WHIP: 0.556															PITCHER				

Florida Marlins @ Chicago Cubs
Wrigley Field, Chicago, IL
Tue Jun 14 2005, 7:05 PM CDT
Att: 38,887 - Clear - 72 F

AB 30
R 0
H 5
RBI 0
BB 0
SO 3
LOB 7



Batter	1	2	3	4	5	6	7	8	9	AB	R	H	RBI	BB	SO	LOB	BOTTOM			
Neifi Perez, S OBP: 0.324, SLG: 0.442 Enrique Wilson, S OBP: 0.214, SLG: 0.231 (1, 6) (8, PH) (9, 6)	F7			K	P6			F9		4	1	1	0	0	1	1				
Corey Patterson, L OBP: 0.290, SLG: 0.415 Jerry Hairston, R OBP: 0.368, SLG: 0.373 (1, 8) (8, PH) (9, 8)	K			G4-3		G3-1	G4-3	25 1B		4	0	0	0	0	1	1				
25 Derrek Lee, R OBP: 0.468, SLG: 0.716 (1, 3)	G6-3									5	2	4	3	0	0	0				
Jeromy Burnitz, L OBP: 0.322, SLG: 0.473 Jason Dubois, R OBP: 0.304, SLG: 0.479 (1, 9) (8, PH) (9, 7)				E6 16 HR						4	2	3	0	0	0	1				
16 Aramis Ramirez, R OBP: 0.348, SLG: 0.553 Jose Macias, S OBP: 0.290, SLG: 0.322 (1, 5) (8, PH) (9, 5)	P4									4	2	2	4	0	0	2				
Todd Walker, L OBP: 0.357, SLG: 0.513 (1, 4)	G3									4	2	2	0	0	0	0				
Todd Hollandsworth, L OBP: 0.320, SLG: 0.362 (1, 7) (9, 9)			K			G4-3				4	2	2	1	0	1	0				
Michael Barrett, R OBP: 0.330, SLG: 0.511 (1, 2)				G5-3						3	1	1	4	0	0	0				
Sergio Mitre, R OBP: 0.364, SLG: 0.455 (1, 1)				G5-3						4	1	2	0	0	0	0				
Inning Stats	R: 0 E: 0 K: 1 S: 7	H: 0 LOB: 0 BB: 0 P: 13	R: 0 E: 0 K: 0 S: 7	H: 1 LOB: 0 BB: 0 P: 12	R: 0 E: 0 K: 1 S: 9	H: 0 LOB: 0 BB: 0 P: 16	R: 3 E: 1 K: 1 S: 13	H: 3 LOB: 0 BB: 0 P: 18	R: 0 E: 0 K: 0 S: 8	H: 1 LOB: 1 BB: 0 P: 11	R: 5 E: 0 K: 0 S: 15	H: 5 LOB: 0 BB: 0 P: 30	R: 1 E: 0 K: 0 S: 13	H: 2 LOB: 1 BB: 0 P: 22	R: 5 E: 0 K: 1 S: 18	H: 6 LOB: 1 BB: 0 P: 23	1B: 8 2B: 5 3B: 1 HR: 4	SF: 1 SAC: 0 DP: 0 HBP: 0	WP: 1 PB: 0 SB: 0 CS: 1	PA: 41
PITCHER Josh Beckett, R ERA: 3.35 Travis Smith, R ERA: 8.0 Valerio De Los Santos, L ERA: 45.0 Chad Bentz, L ERA: 45.0 John Riedling, R ERA: 6.16 (1, 1) (6, 1) (7, 1) (8, 1) (8, 1)	IP: 1.0 WLS: L BF: 9 H: 6 R: 4 ER: 5 SO: 0 BB: 0 IBB: 0 HBP: 0 BLK: 0 WP: 0 HR: 1 S: 19 P: 33 ERA: 45.00 WHIP: 6.000															PITCHER				

Florida Marlins @ Chicago Cubs
Wrigley Field, Chicago, IL
Tue Jun 14 2005, 7:05 PM CDT
Att: 38,887 - Clear - 72 F

AB 40
R 14
H 18
RBI 13
BB 0
SO 4
LOB 8



Batter	1	2	3	4	5	6	7	8	9	AB	R	H	RBI	BB	SO	LOB	TOP								
Neft Perez, S (1, 6) OBP: 0.316, SLG: 0.430	0-1 P6		2-2 G1-3		0-1 G5-3	0-0 L9		0-3 K		5	0	0	0	0	1	2									
Corey Patterson, L (1, 8) OBP: 0.294, SLG: 0.424	0-1 3B		0-3 K		2-1 25 1B 2B		0-0 G4-3		2-2 G5-3	5	1	2	0	0	1	0									
25 Derrek Lee, R (1, 3) OBP: 0.465, SLG: 0.705	0-3 K			0-0 F9	1-1 CS 1B		1-2 G5-3		0-1 G1-3 1B	5	0	2	1	0	1	1									
Jeremy Burnitz, L (1, 9) OBP: 0.336, SLG: 0.494	1-2 G4-3			2-2 16 1B 1B	1-0 CS 1-2	2-0 16 1B 1B		2-0 16 1B 2B	0-2 G1-3 1-2	5	2	3	0	0	0	2									
16 Aramis Ramirez, R (1, 5) OBP: 0.358, SLG: 0.553		3-1 P3		0-0 1B FC3-6 1B		1-2 24 WP 24 1B 1B		4-2 BB	0-1 G6-3	4	2	2	0	1	0	1									
Todd Walker, L (1, 10) OBP: 0.370, SLG: 0.506		4-2 FC4-6 BB		0-1 FC3-6 1B		0-0 L7		2-2 F7		3	0	1	1	1	0	4									
Todd Hollandsworth, L (1, 7) OBP: 0.316, SLG: 0.362		1-0 FC4-6 1-2		1-0 FC3-6 24 S 1B		0-0 24 WP 24 1B 1B		3-2 P6		4	1	1	2	0	0	2									
24 Henry Blanco, R (1, 2) OBP: 0.186, SLG: 0.286		0-3 K		1-2 F9		3-2 F8		1-0 F8		3	0	1	2	0	1	2									
Michael Barrett, R (8, PH) OBP: 0.326, SLG: 0.503				1-2 F9		1-2 F8		4-1 BB		1	0	0	0	0	0	0									
Enrique Wilson, S (1, 4) OBP: 0.200, SLG: 0.167				1-0 G1		0-1 F8				3	0	0	0	1	0	1									
Jerry Hairston, R (8, PR) OBP: 0.364, SLG: 0.369										0	0	0	0	0	0	0									
Inning Stats	R: 0 E: 0 K: 1 S: 10	H: 1 LOB: 1 BB: 0 P: 11	R: 0 E: 0 K: 1 S: 8	H: 0 LOB: 1 BB: 1 P: 16	R: 0 E: 0 K: 1 S: 8	H: 0 LOB: 0 BB: 0 P: 11	R: 2 E: 0 K: 0 S: 12	H: 3 LOB: 1 BB: 0 P: 17	R: 1 E: 0 K: 0 S: 11	H: 2 LOB: 0 BB: 0 P: 17	R: 3 E: 0 K: 0 S: 11	H: 4 LOB: 1 BB: 0 P: 16	R: 0 E: 0 K: 1 S: 10	H: 1 LOB: 2 BB: 1 P: 19	R: 0 E: 0 K: 1 S: 9	H: 0 LOB: 1 BB: 1 P: 17	R: 0 E: 0 K: 0 S: 11	H: 1 LOB: 1 BB: 0 P: 13	1B: 9 2B: 2 3B: 1 HR: 0	SF: 0 SAC: 0 DP: 0 HBP: 0	WP: 1 PB: 0 SB: 1 CS: 1	PA: 42			
PITCHER	IP	WLS	BF	H	R	ER	SO	BB	IBB	HBP	BLK	WP	HR	S	P	ERA	WHIP								
Carl Pavano, R (1, 1) ERA: 4.53	5.1		26	10	6	6	3	1	0	0	0	1	0	57	85	10.12	2.062								
Paul Quantrill, R (6, 1) ERA: 6.75	1.1	6	1	0	0	0	0	1	0	0	0	0	0	10	17	0.00	1.500								
Mike Stanton, L (7, 1) ERA: 6.57	0.2	W	2	0	0	0	0	0	0	0	0	0	0	7	12	0.00	0.000								
Tom Gordon, R (8, 1) ERA: 2.64	0.2	H	3	0	0	0	1	1	0	0	0	0	0	5	10	0.00	1.500								
42 Mariano Rivera, R (9, 1) ERA: 1.65	1.0	S	4	1	0	0	0	0	0	0	0	0	0	11	13	0.00	1.000								

Chicago Cubs @ New York Yankees
Yankee Stadium, Bronx, NY
Fri Jun 17 2005, 7:05 PM EDT
Att: 54,773 - Cloudy - 74 F

livebaseballscorecards.com

AB 38
R 6
H 12
RBI 6
BB 3
SO 4
LOB 15



Batter	1	2	3	4	5	6	7	8	9	AB	R	H	RBI	BB	SO	LOB	BOTTOM									
2 Derek Jeter, R (1, 6) OBP: 0.390, SLG: 0.425	0-3 K		0-0 13 2B 1B	4-2 BB		0-0 G5-4-3 1-2	2-1 L9			4	1	1	0	1	1	4										
24 Robinson Cano, L (1, 4) OBP: 0.301, SLG: 0.449	1-2 F7		0-0 F7	1-0 F7			0-1 F7	0-0 13 2B 1B		5	1	1	0	0	0	3										
Gary Sheffield, R (1, 9) OBP: 0.410, SLG: 0.504	4-1 BB		4-1 13 2B 55 1B BB	0-3 K			2-1 13 1B 2B	0-1 13 2B 1B		3	3	2	0	2	1	2										
13 Alex Rodriguez, R (1, 5) OBP: 0.436, SLG: 0.615	0-3 K		0-1 55 1B 20 E 2B		2-0 55 G4-6-3 1B		2-2 55 HR 1B	4-0 55 2B FC4-2 BB		4	2	3	2	1	1	1										
55 Hideki Matsui, L (1, 10) OBP: 0.345, SLG: 0.452		4-0 25 G5-3 20 1B BB	1-1 20 E 1B		0-0 G4-6-3 1-2		2-0 1-H HR	1-1 FC4-2 2B		4	1	3	5	1	0	1										
Russ Johnson, R (8, PR) OBP: 0.357, SLG: 0.462			2-3 3-H 1B		1-2 F7		1-2 1B BB	3-2 L7		0	0	0	0	0	0	0										
20 Jorge Posada, S (1, 2) OBP: 0.374, SLG: 0.470	1-0 25 G5-3 1B		2-2 E4 25 G4-6-3 1B		4-2 BB		1-2 1B BB	3-2 L7		4	1	2	1	1	0	3										
25 Jason Giambi, L (1, 3) OBP: 0.373, SLG: 0.573	2-2 G5-3		1-2 G4-6-3		1-0 G4-3		4-0 1B BB	2-1 FC4-2		3	0	0	0	0	0	5										
Tino Martinez, L (6, 3) OBP: 0.328, SLG: 0.482	1-2 2-3f		1-2 G4-6-3		1-1 G4-3		1-2 1B BB	2-3 3-H 2B		1	0	0	0	1	0	2										
Bernie Williams, S (1, 8) OBP: 0.335, SLG: 0.339	1-1 2H 1B		3-1 G1-3 1B		4-1 2 G5-4-3 BB		2-3 K	2-1 F7		4	0	2	1	1	1	5										
Tony Womack, L (1, 7) OBP: 0.283, SLG: 0.271	3-2 SAFE F7		0-2 G1-3		2-0 L9		1-1 1-2 1B			4	0	1	0	0	0	3										
Inning Stats	R: 0 E: 0 K: 2 S: 12	H: 0 LOB: 1 BB: 1 P: 17	R: 1 E: 0 K: 0 S: 13	H: 2 LOB: 1 BB: 1 P: 24	R: 3 E: 1 K: 0 S: 13	H: 3 LOB: 1 BB: 1 P: 21	R: 0 E: 0 K: 1 S: 13	H: 1 LOB: 2 BB: 1 P: 21	R: 0 E: 0 K: 0 S: 5	H: 0 LOB: 0 BB: 1 P: 12	R: 0 E: 0 K: 0 S: 3	H: 0 LOB: 0 BB: 1 P: 9	R: 3 E: 0 K: 1 S: 20	H: 5 LOB: 3 BB: 1 P: 36	R: 2 E: 0 K: 0 S: 12	H: 3 LOB: 3 BB: 1 P: 24	R: 0 E: 0 K: 0 S: 11	H: 1 LOB: 1 BB: 0 P: 13	1B: 11 2B: 3 3B: 0 HR: 1	SF: 0 SAC: 0 DP: 4 HBP: 0	WP: 0 PB: 0 SB: 0 CS: 0	PA: 44				
PITCHER	IP	WLS	BF	H	R	ER	SO	BB	IBB	HBP	BLK	WP	HR	S	P	ERA	WHIP									
38 Carlos Zambrano, R (1, 1) ERA: 3.56	6.1		31	9	6	6	3	6	0	0	0	0	1	5	12	8.53	2.368									
13 Will Ohman, L (7, 1) ERA: 2.57	0.0	L	3	2	1	1	0	1	0	0	0	0	0	1	5	12	∞	∞								
43 Michael Wuerz, R (7, 1) ERA: 3.73	0.2		6	3	2	2	1	1	0	0	0	0	0	10	19	27.00	6.000									
Mike Remlinger, L (8, 1) ERA: 4.82	1.0		4	1	0	0	0	0	0	0	0	0	0	9	17	0.00	1.000									

Chicago Cubs @ New York Yankees
Yankee Stadium, Bronx, NY
Fri Jun 17 2005, 7:05 PM EDT
Att: 54,773 - Cloudy - 74 F

livebaseballscorecards.com

AB 36
R 9
H 15
RBI 9
BB 8
SO 4
LOB 29



Batter	1	2	3	4	5	6	7	8	9	AB	R	H	RBI	BB	SO	LOB	TOP					
Neft Perez, S (1, 6) OBP: 0.311, SLG: 0.423	G4-3		P6			G1-3		F7		4	0	0	0	0	0	0						
Corey Patterson, L (1, 8) OBP: 0.288, SLG: 0.417	G4-3			K		B1-3			G3	4	0	0	0	0	1	0						
25 Derrek Lee, R (1, 3) OBP: 0.466, SLG: 0.702				G4-6-3 1B		K			F8	4	0	2	0	0	1	0						
Jeremy Burnitz, L (1, 9) OBP: 0.335, SLG: 0.488				G4-6-3 1-2					F7	3	0	0	0	1	1	2						
16 Aramis Ramirez, R (1, 5) OBP: 0.356, SLG: 0.548		G5-3				G3-6-3 1B		G4-3		4	0	1	0	0	0	1						
Todd Walker, L (1, 4) OBP: 0.388, SLG: 0.511		F8				G3-6-3 1-2				3	0	1	0	0	0	1						
Michael Barrett, R (1, 2) OBP: 0.327, SLG: 0.497		G5-3						2B		2	0	0	0	1	1	1						
Todd Hollandsworth, L (1, 7) OBP: 0.311, SLG: 0.374				G1-3		K			G5-3	3	0	0	0	0	1	1						
Jason Dubois, R (1, 10) OBP: 0.302, SLG: 0.496				G5-3				P4		3	1	1	1	0	0	0						
Inning Stats	R: 0 E: 0 K: 1 S: 10	H: 1 LOB: 1 BB: 0 P: 14	R: 0 E: 0 K: 0 S: 4	H: 0 LOB: 0 BB: 0 P: 7	R: 0 E: 0 K: 0 S: 4	H: 0 LOB: 0 BB: 0 P: 6	R: 0 E: 0 K: 1 S: 6	H: 1 LOB: 0 BB: 0 P: 12	R: 0 E: 0 K: 1 S: 8	H: 1 LOB: 1 BB: 0 P: 13	R: 1 E: 0 K: 1 S: 7	H: 1 LOB: 0 BB: 0 P: 10	R: 0 E: 0 K: 1 S: 15	H: 1 LOB: 1 BB: 0 P: 20	R: 0 E: 0 K: 0 S: 3	H: 0 LOB: 0 BB: 0 P: 6	R: 0 E: 0 K: 0 S: 7	H: 0 LOB: 1 BB: 1 P: 15	1B: 3 2B: 1 3B: 0 HR: 1	SF: 0 SAC: 0 DP: 2 HBP: 0	WP: 0 PB: 0 SB: 0 CS: 0	PA: 32
PITCHER	IP	WLS	BF	H	R	ER	SO	BB	IBB	HBP	BLK	WP	HR	S	P	ERA	WHIP					
40 Chien-Ming Wang, R (1, 1) ERA: 3.97	8.0	W	28	5	1	1	5	1	0	0	0	0	1	57	88	1.12	0.750					
Tanyon Sturtze, R (9, 1) ERA: 3.63	1.0		4	0	0	0	0	1	0	0	0	0	0	7	15	0.00	1.000					

Chicago Cubs @ New York Yankees
Yankee Stadium, Bronx, NY
Sat Jun 18 2005, 3:15 PM EDT
Att: 55,284 - Partly Cloudy - 72 F

AB	30
R	1
H	5
RBI	1
BB	2
SO	5
LOB	6



Batter	1	2	3	4	5	6	7	8	9	AB	R	H	RBI	BB	SO	LOB	BOTTOM				
2 Derek Jeter, R (1, 6) OBP: 0.390, SLG: 0.448	K		G4-3			F8		HR		5	2	2	5	0	1	1					
Tony Womack, L (1, 7) OBP: 0.282, SLG: 0.270	G6-3		G6-3			F9		HR		5	0	1	0	0	0	0					
Gary Sheffield, R (1, 9) OBP: 0.413, SLG: 0.506	E8 13 1B		F9			F9		G6-3		5	1	3	1	0	0	0					
13 Alex Rodriguez, R (1, 5) OBP: 0.432, SLG: 0.606										5	0	1	1	0	1	3					
Russ Johnson, R (9, 5) OBP: 0.357, SLG: 0.462										0	0	0	0	0	0	0					
55 Hideki Matsui, L (1, 10) OBP: 0.347, SLG: 0.455	G3					FC6-4				3	1	1	0	1	0	3					
20 Jorge Posada, S (1, 2) OBP: 0.376, SLG: 0.473										3	1	1	1	1	0	1					
Bernie Williams, S (1, 8) OBP: 0.342, SLG: 0.347										4	1	3	0	0	1	1					
Bubba Crosby, L (9, 8) OBP: 0.231, SLG: 0.167										0	0	0	0	0	0	0					
Tino Martinez, L (1, 3) OBP: 0.321, SLG: 0.470										4	0	0	0	0	3	6					
24 Robinson Cano, L (1, 4) OBP: 0.307, SLG: 0.447										3	2	1	0	1	0	3					
Inning Stats	R: 1 E: 1 K: 1 S: 12	H: 2 LOB: 1 BB: 0 P: 23	R: 0 E: 0 K: 1 S: 10	H: 1 LOB: 1 BB: 0 P: 13	R: 0 E: 0 K: 0 S: 11	H: 0 LOB: 0 BB: 0 P: 16	R: 1 E: 0 K: 1 S: 12	H: 2 LOB: 1 BB: 0 P: 19	R: 1 E: 0 K: 0 S: 14	H: 3 LOB: 2 BB: 0 P: 19	R: 4 E: 0 K: 2 S: 18	H: 3 LOB: 1 BB: 2 P: 34	R: 0 E: 0 K: 1 S: 12	H: 1 LOB: 2 BB: 1 P: 22	R: 1 E: 0 K: 0 S: 11	H: 1 LOB: 0 BB: 0 P: 16	1B: 9 2B: 2 3B: 0 HR: 2	SF: 0 SAC: 0 DP: 0 HBP: 0	WP: 0 PB: 0 SB: 0 CS: 0	PA: 40	
PITCHER	IP	WLS	BF	H	R	ER	SO	BB	IBB	HBP	BLK	WP	HR	S	P	ERA	WHIP				
Glendon Rusch, L (1, 1) ERA: 2.89	5.0	L	25	9	5	4	3	1	0	0	0	0	0	4	8	0.00	3.000				
53 Rich Hill, L (6, 1) ERA: 20.25	0.1		2	0	0	0	1	1	0	0	0	0	0	4	8	0.00	3.000				
Joe Borowski, R (6, 1) ERA: 7.0	0.2		4	2	2	2	1	0	0	0	0	0	1	11	18	27.00	3.000				
Todd Wellemeyer, R (7, 1) ERA: 3.38	1.0		5	1	0	0	1	1	0	0	0	0	0	12	22	0.00	2.000				
Cliff Bartosh, L (8, 1) ERA: 5.49	1.0		4	1	1	1	0	0	0	0	0	0	1	11	16	9.00	1.000				

Chicago Cubs @ New York Yankees
Yankee Stadium, Bronx, NY
Sat Jun 18 2005, 3:15 PM EDT
Att: 55,284 - Partly Cloudy - 72 F

AB	37
R	8
H	13
RBI	8
BB	3
SO	6
LOB	18



Batter	1	2	3	4	5	6	7	8	9	AB	R	H	RBI	BB	SO	LOB	TOP				
Neft Perez, S (1, 6) OBP: 0.305, SLG: 0.414	L3		G4-3		F8		G1-2-3		F7	5	0	0	0	0	0	3	Chicago Cubs @ New York Yankees Yankee Stadium, Bronx, NY Sun Jun 19 2005, 1:05 PM EDT Att: 55,060 - Cloudy - 70 F				
Todd Hollandsworth, L (1, 7) OBP: 0.363, SLG: 0.364	K			G3		G3		F7		4	0	0	0	0	1	0					
25 Derrek Lee, R (1, 3) OBP: 0.466, SLG: 0.698	K				F8			1B		4	2	2	0	0	1	0					
Jeremy Burnitz, L (1, 9) OBP: 0.340, SLG: 0.504					F8			1B		4	1	3	1	0	0	1					
16 Aramis Ramirez, R (1, 5) OBP: 0.358, SLG: 0.545	K				F8			1B		3	0	1	0	1	1	1					
Todd Walker, L (1, 4) OBP: 0.384, SLG: 0.500					F9			1B		4	0	1	2	0	0	2					
Michael Barrett, R (1, 2) OBP: 0.325, SLG: 0.492					P4			1B		4	0	1	0	0	1	4					
Corey Patterson, L (1, 8) OBP: 0.289, SLG: 0.412					P3			K		3	0	0	0	1	1	0					
Jason Dubois, R (1, 10) OBP: 0.301, SLG: 0.484					F9			K		3	0	0	0	0	2	0					
Inning Stats	R: 0 E: 0 K: 2 S: 9	H: 0 LOB: 0 BB: 0 P: 13	R: 1 E: 0 K: 1 S: 13	H: 1 LOB: 0 BB: 0 P: 21	R: 0 E: 0 K: 0 S: 5	H: 0 LOB: 0 BB: 0 P: 9	R: 1 E: 0 K: 0 S: 13	H: 2 LOB: 2 BB: 1 P: 22	R: 0 E: 0 K: 2 S: 9	H: 1 LOB: 1 BB: 0 P: 15	R: 0 E: 0 K: 0 S: 6	H: 1 LOB: 2 BB: 1 P: 15	R: 1 E: 0 K: 1 S: 13	H: 3 LOB: 2 BB: 0 P: 17	R: 0 E: 0 K: 1 S: 6	H: 0 LOB: 0 BB: 0 P: 8	1B: 7 2B: 0 3B: 0 HR: 1	SF: 0 SAC: 0 DP: 1 HBP: 1	WP: 0 PB: 0 SB: 1 CS: 0	PA: 37	
PITCHER	IP	WLS	BF	H	R	ER	SO	BB	IBB	HBP	BLK	WP	HR	S	P	ERA	WHIP				
35 Mike Mussina, R (1, 1) ERA: 3.82	6.1	W	26	5	2	2	5	2	0	0	0	0	1	62	102	2.84	1.105				
Tanyon Sturtze, R (7, 1) ERA: 3.79	1.0	H	4	1	1	1	0	0	0	1	0	0	0	7	11	9.00	1.000				
Tom Gordon, R (8, 1) ERA: 2.59	0.2		4	2	0	0	1	0	0	0	0	0	0	8	10	0.00	3.000				
42 Mariano Rivera, R (9, 1) ERA: 1.01	1.0	S	3	0	0	0	1	0	0	0	0	0	0	6	8	0.00	0.000				

AB 34
R 3
H 8
RBI 3
BB 2
SO 7
LOB 11



Batter	1	2	3	4	5	6	7	8	9	AB	R	H	RBI	BB	SO	LOB	BOTTOM				
2 Derek Jeter, R (1, 6) OBP: 0.390, SLG: 0.443	G4-3		FC5-4		FC5-4					3	2	0	0	1	0	3	Chicago Cubs @ New York Yankees Yankee Stadium, Bronx, NY Sun Jun 19 2005, 1:05 PM EDT Att: 55,060 - Cloudy - 70 F				
Tony Womack, L (1, 7) OBP: 0.284, SLG: 0.274	G4-3				SF8		G4-3			4	0	2	1	0	0	0					
Gary Sheffield, R (1, 9) OBP: 0.413, SLG: 0.502	G6-3				F7					4	0	1	1	1	1	2					
13 Alex Rodriguez, R (1, 5) OBP: 0.432, SLG: 0.601					K		E6			4	1	1	2	1	2	4					
55 Hideki Matsui, L (1, 10) OBP: 0.348, SLG: 0.452					G3-6-1		G1-3			4	0	1	1	1	0	5					
Russ Johnson, R (8, PR) OBP: 0.357, SLG: 0.462					G1-3		F7			0	0	0	0	0	0	0					
20 Jorge Posada, S (1, 2) OBP: 0.372, SLG: 0.464					G6-3		G4-3			4	0	0	0	1	2	4					
25 Jason Giambi, L (1, 3) OBP: 0.392, SLG: 0.372										3	1	1	0	1	2	0					
Tino Martinez, L (8, 3) OBP: 0.321, SLG: 0.470										0	0	0	0	0	0	0					
Bernie Williams, S (1, 8) OBP: 0.341, SLG: 0.345										4	1	1	0	0	0	3					
24 Robinson Cano, L (1, 4) OBP: 0.312, SLG: 0.448										4	1	2	1	0	0	2					
Inning Stats	R: 0 E: 0 K: 0 S: 7	H: 1 LOB: 2 BB: 2 P: 9	R: 0 E: 0 K: 0 S: 9	H: 1 LOB: 2 BB: 2 P: 17	R: 1 E: 0 K: 1 S: 10	H: 3 LOB: 0 BB: 0 P: 18	R: 4 E: 0 K: 0 S: 18	H: 3 LOB: 2 BB: 2 P: 36	R: 0 E: 1 K: 1 S: 14	H: 1 LOB: 1 BB: 0 P: 22	R: 0 E: 0 K: 1 S: 6	H: 0 LOB: 0 BB: 0 P: 9	R: 0 E: 0 K: 3 S: 13	H: 1 LOB: 3 BB: 2 P: 25	1B: 9 2B: 0 3B: 0 HR: 0	SF: 1 SAC: 0 DP: 1 HBP: 1	WP: 1 PB: 0 SB: 3 CS: 0	PA: 42			
PITCHER	IP	WLS	BF	H	R	ER	SO	BB	IBB	HBP	BLK	WP	HR	S	P	ERA	WHIP				
Sergio Mitre, R (1, 1) ERA: 4.19	5.2	L	32	8	6	5	2	4	0	1	0	0	0	64	113	7.94	2.118				
13 Will Ohman, L (6, 1) ERA: 2.35	1.1		4	0	0	0	2	0	0	0	0	0	0	9	14	0.00	0.000				
43 Michael Wuerz, R (8, 1) ERA: 3.62	1.0		6	1	0	0	3	1	1	0	0	0	0	13	25	0.00	2.000				

AB 34
R 6
H 9
RBI 6
BB 6
SO 7
LOB 23



Batter	1	2	3	4	5	6	7	8	9	AB	R	H	RBI	BB	SO	LOB	TOP			
Jerry Hairston, R (1,8) OBP: 0.356, SLG: 0.360 Todd Wellemeyer, R (8,1) OBP: 0.333, SLG: 0.333 46 Ryan Dempster, R (9,1) OBP: 0.077, SLG: 0.077	2-1 G6-3		3-2 G5-3			1-2 G4-3		0-3 K		4	0	0	0	0	1	0	Chicago Cubs @ Milwaukee Brewers Miller Park, Milwaukee, WI Tue Jun 21 2005, 7:05 PM CDT Att: 40,300 - Partly Cloudy - 76 F			
Todd Helandsworth, L (1,7) OBP: 0.312, SLG: 0.364	0-0 1B			1-2 G3-1			0-1 25 HR	0-0 1B		4	1	3	0	0	0	0				
25 Derrek Lee, R (1,3) OBP: 0.469, SLG: 0.714	3-1 F8			1-1 E6			0-0 HR	3-3 K		4	1	1	2	0	1	2				
Jeromy Burnitz, L (1,9) OBP: 0.337, SLG: 0.498	0-1 F9			1-1 F8-4			0-0 E4	1-0 F8		4	1	0	0	0	0	2				
16 Aramis Ramirez, R (1,5) OBP: 0.355, SLG: 0.560		3-2 G1-3			2-3 K		0-0 HR	1-2 G5-3		4	1	1	2	0	1	0				
Todd Walker, L (1,4) OBP: 0.364, SLG: 0.490	0-1 L9			1-0 G3-1			4-1 FC4-6	4-0 BB		2	0	0	0	2	0	0				
Michael Barrett, R (1,2) OBP: 0.317, SLG: 0.479	0-0 G5-3			1-0 G6-3			1-2 FC4-6	2-1 FC4-6		4	0	0	0	0	0	2				
Enrique Wilson, S (1,6) OBP: 0.174, SLG: 0.143 Neftali Perez, S (7,6) OBP: 0.307, SLG: 0.414			0-1 F8			2-1 G4-3	0-0 L8-3			3	0	0	0	0	0	1				
Jerome Williams, R (1,1) Corey Patterson, L (8,PH) OBP: 0.290, SLG: 0.411			0-2 F9		1-1 G6-3			1-1 G6-3		2	0	0	0	0	0	0				
Inning Stats	R: 0 E: 0 K: 0 S: 7	H: 1 LOB: 1 BB: 0 P: 12	R: 0 E: 0 K: 0 S: 7	H: 0 LOB: 0 BB: 0 P: 10	R: 0 E: 0 K: 0 S: 9	H: 0 LOB: 0 BB: 0 P: 12	R: 0 E: 1 K: 1 S: 5	H: 0 LOB: 0 BB: 0 P: 9	R: 0 E: 0 K: 0 S: 7	H: 0 LOB: 0 BB: 0 P: 11	R: 4 E: 1 K: 0 S: 11	H: 3 LOB: 0 BB: 1 P: 16	R: 0 E: 0 K: 2 S: 11	H: 1 LOB: 1 BB: 0 P: 15	R: 0 E: 0 K: 0 S: 6	H: 0 LOB: 1 BB: 1 P: 14		1B: 2 2B: 2 3B: 1 HR: 2	SF: 0 SAC: 0 DP: 2 HBP: 0	WP: 0 PB: 0 SB: 0 CS: 0
PITCHER	IP WLS BF H R ER SO	IP WLS BF H R ER SO	IP WLS BF H R ER SO	IP WLS BF H R ER SO	IP WLS BF H R ER SO	IP WLS BF H R ER SO	IP WLS BF H R ER SO	IP WLS BF H R ER SO	IP WLS BF H R ER SO	IP WLS BF H R ER SO	IP WLS BF H R ER SO	IP WLS BF H R ER SO	IP WLS BF H R ER SO	IP WLS BF H R ER SO	IP WLS BF H R ER SO	IP WLS BF H R ER SO	ERA WHIP	ERA WHIP		
Victor Santos, R (1,1) ERA: 2.94 Ricky Bottalico, R (8,1) ERA: 3.62	7.0 L 26 4 4 3 1	2.0 8 1 0 0 2	1.0 0 0 0	0.0 0 0 0	0.0 0 0 0	0.0 0 17 29	0.00 1.000													

AB 32
R 4
H 5
RBI 4
BB 2
SO 3
LOB 7



Batter	1	2	3	4	5	6	7	8	9	AB	R	H	RBI	BB	SO	LOB	BOTTOM					
Brady Clark, R (1,8) OBP: 0.399, SLG: 0.463	0-1 G6-4-3		1-2 G5-3		0-0 F8			4-0 23 WP		3	0	1	0	1	0	1	Chicago Cubs @ Milwaukee Brewers Miller Park, Milwaukee, WI Tue Jun 21 2005, 7:05 PM CDT Att: 40,300 - Partly Cloudy - 76 F					
23 Rickie Weeks Jr., R (1,4) OBP: 0.366, SLG: 0.514	1-0 G6-4-3		2-3 K		0-3 K		1-1 F7	1-2 F7		4	0	0	0	0	2	3						
28 Prince Fielder, L (1,3) OBP: 0.227, SLG: 0.364	3-3 K		1-0 G1-6-3			2-3 K		2-2 G5-3		4	0	0	0	0	2	1						
Carlos Lee, R (1,7) OBP: 0.334, SLG: 0.531		2-0 F8		0-0 P6		0-1 P3		0-0 G6-3		4	0	0	0	0	0	1						
2 Bill Hall, R (1,5) OBP: 0.338, SLG: 0.551		2-0 HR		0-0 HR		2-1 P4			3-3 K	4	2	2	2	0	1	0						
Geoff Jenkins, L (1,9) OBP: 0.327, SLG: 0.378		4-2 7 BB		1-1 G5-4-3		4-2 BB			1-1 G6-3	1	0	0	0	2	0	0						
Damian Miller, R (1,2) OBP: 0.330, SLG: 0.374		2-3 K		2-1 G5-4-3		1-0 F7			4-2 BB	3	0	0	0	1	1	3						
7 J.J. Hardy, R (1,6) OBP: 0.295, SLG: 0.259 Lyle Overbay, L (9,PH) OBP: 0.400, SLG: 0.474		4-2 FC6-4			4-2 BB		2-1 P2		4-2 BB	1	0	0	0	2	0	1						
Victor Santos, R (1,1) OBP: 0.040, SLG: 0.040 Chris Magruder, S (7,PH) OBP: 0.288, SLG: 0.379 Ricky Bottalico, L (8,1) Jeff Cirillo, R (9,PH) OBP: 0.374, SLG: 0.433		1-2 FC6-4			0-3 K		0-1 F8		2-2 G6-3	2	0	0	0	0	1	3						
Inning Stats	R: 0 E: 0 K: 1 S: 6	H: 1 LOB: 0 BB: 0 P: 10	R: 1 E: 0 K: 1 S: 15	H: 1 LOB: 2 BB: 2 P: 30	R: 0 E: 0 K: 1 S: 8	H: 0 LOB: 0 BB: 0 P: 12	R: 1 E: 0 K: 0 S: 5	H: 1 LOB: 0 BB: 0 P: 8	R: 0 E: 0 K: 2 S: 9	H: 0 LOB: 1 BB: 1 P: 13	R: 0 E: 0 K: 1 S: 8	H: 0 LOB: 0 BB: 0 P: 12	R: 0 E: 0 K: 0 S: 9	H: 0 LOB: 1 BB: 1 P: 16	R: 0 E: 0 K: 0 S: 6	H: 0 LOB: 2 BB: 1 P: 13		R: 0 E: 0 K: 1 S: 13	H: 0 LOB: 2 BB: 2 P: 27	1B: 1 2B: 0 3B: 0 HR: 2	SF: 0 SAC: 0 DP: 2 HBP: 1	WP: 1 PB: 0 SB: 0 CS: 0
PITCHER	IP WLS BF H R ER SO	IP WLS BF H R ER SO	IP WLS BF H R ER SO	IP WLS BF H R ER SO	IP WLS BF H R ER SO	IP WLS BF H R ER SO	IP WLS BF H R ER SO	IP WLS BF H R ER SO	IP WLS BF H R ER SO	IP WLS BF H R ER SO	IP WLS BF H R ER SO	IP WLS BF H R ER SO	IP WLS BF H R ER SO	IP WLS BF H R ER SO	IP WLS BF H R ER SO	IP WLS BF H R ER SO	ERA WHIP	ERA WHIP				
Jerome Williams, R (1,1) ERA: 5.32 Todd Wellemeyer, R (8,1) ERA: 3.22 46 Ryan Dempster, R (9,1) ERA: 4.56	7.0 W 27 3 2 2 6	1.0 H 4 0 0 0 0	1.0 S 5 0 0 0 1	0.0 0 0 0 0	0.0 0 0 0 0	0.0 0 6 13	0.00 1.000															

AB 28
R 2
H 3
RBI 2
BB 7
SO 7
LOB 16



Batter	1	2	3	4	5	6	7	8	9	AB	R	H	RBI	BB	SO	LOB	TOP								
Corey Patterson, L (1, 8) OBP: 0.285, SLG: 0.403	F9		K			K	G1-3		F7	5	0	0	0	0	2	4									
Neft Perez, S (1, 6) OBP: 0.306, SLG: 0.415	G3			K		25 2B		P6		4	1	1	1	0	1	0									
25 Derrek Lee, R (1, 3) OBP: 0.469, SLG: 0.714	G4-3			K		16 2B		16 2B		3	2	1	1	1	1	0									
16 Aramis Ramirez, R (1, 5) OBP: 0.357, SLG: 0.567		E5			F9					4	0	2	2	0	0	0									
Jason Dubois, R (1, 7) OBP: 0.292, SLG: 0.469		FC5-4			G6-3					4	0	0	0	0	1	3									
Jeremy Burnitz, L (1, 9) OBP: 0.336, SLG: 0.498					K					4	0	1	0	0	2	1									
Michael Barrett, R (1, 2) OBP: 0.316, SLG: 0.480					K					4	0	1	0	0	1	1									
Jerry Hairston, R (1, 4) OBP: 0.351, SLG: 0.353					G6-3					3	0	0	0	0	1	1									
Todd Walker, L (9, PH) OBP: 0.370, SLG: 0.495						F7				1	0	1	0	0	0	0									
38 Carlos Zambrano, S (1, 1) OBP: 0.280, SLG: 0.375										0	0	0	0	0	0	0									
53 Rich Hill, L (2, 1) OBP: 0.268, SLG: 0.500										2	1	1	0	0	1	0									
Enrique Wilson, S (7, PH) OBP: 0.228, SLG: 0.143										0	0	0	0	0	0	0									
Joe Borowski, R (7, 1) OBP: 0.310, SLG: 0.391										0	0	0	0	0	0	0									
13 Will Ohman, L (8, 1) OBP: 0.310, SLG: 0.391										1	0	0	0	0	0	1									
Inning Stats	R: 0 E: 0 K: 0 S: 5	H: 0 LOB: 0 BB: 0 P: 8	R: 0 E: 1 K: 0 S: 10	H: 1 LOB: 1 BB: 0 P: 15	R: 0 E: 0 K: 2 S: 13	H: 0 LOB: 0 BB: 0 P: 18	R: 0 E: 0 K: 2 S: 7	H: 0 LOB: 0 BB: 0 P: 9	R: 0 E: 0 K: 2 S: 8	H: 0 LOB: 0 BB: 0 P: 14	R: 3 E: 1 K: 2 S: 19	H: 4 LOB: 1 BB: 0 P: 29	R: 0 E: 0 K: 1 S: 16	H: 1 LOB: 2 BB: 1 P: 27	R: 1 E: 0 K: 1 S: 14	H: 1 LOB: 1 BB: 1 P: 22	R: 0 E: 0 K: 0 S: 9	H: 1 LOB: 1 BB: 0 P: 13	1B: 2 2B: 6 3B: 0 HR: 0	SF: 0 SAC: 0 DP: 0 HBP: 0	WP: 0 PB: 0 SB: 0 CS: 1	PA: 37			
PITCHER	IP	WLS	BF	H	R	ER	SO	BB	IBB	HBP	BLK	WP	HR	S	P	ERA	WHIP								
Doug Davis, L (1, 1) ERA: 4.44	6.2	W	27	6	3	3	9	1	0	0	0	0	0	75	115	4.05	1.050								
Matt Wise, R (7, 1) ERA: 2.72	1.1		6	1	1	1	1	1	0	0	0	0	0	17	27	6.75	1.500								
Julio Santana, R (9, 1) ERA: 3.42	1.0		4	1	0	0	0	0	0	0	0	0	0	9	13	0.00	1.000								

Chicago Cubs @ Milwaukee Brewers
Miller Park, Milwaukee, WI
Wed Jun 22 2005, 7:05 PM CDT
Att: 41,453 - Clear - 78 F

AB 35
R 4
H 8
RBI 4
BB 2
SO 10
LOB 11



Batter	1	2	3	4	5	6	7	8	9	AB	R	H	RBI	BB	SO	LOB	BOTTOM								
Brady Clark, R (1, 8) OBP: 0.397, SLG: 0.460	K			E5		F7				4	1	1	2	0	1	1									
Jeff Cirillo, R (1, 5) OBP: 0.365, SLG: 0.421	G6-3			G6-4-3						4	0	0	0	0	0	2									
Lyle Overbay, L (1, 3) OBP: 0.398, SLG: 0.469	G4-3			F7						4	1	1	0	0	1	0									
Carlos Lee, R (1, 7) OBP: 0.340, SLG: 0.556					G4-3					4	3	3	4	0	0	0									
2 Bill Hall, R (1, 6) OBP: 0.341, SLG: 0.547										3	1	1	0	1	1	0									
Geoff Jenkins, L (1, 9) OBP: 0.323, SLG: 0.372										4	0	0	0	0	2	3									
23 Rickie Weeks Jr., R (1, 4) OBP: 0.426, SLG: 0.524										2	1	1	1	1	1	0									
Damian Miller, R (1, 2) OBP: 0.328, SLG: 0.367										3	1	0	0	1	2	2									
Doug Davis, R (1, 1) OBP: 0.094, SLG: 0.125										3	1	1	2	0	2	1									
Matt Wise, R (7, 1) ERA: 2.72										0	0	0	0	0	0	0									
Wes Helms, R (8, PH) OBP: 0.319, SLG: 0.523										1	0	0	0	0	0	1									
Julio Santana, R (9, 1) ERA: 2.2										0	0	0	0	0	0	0									
Inning Stats	R: 0 E: 0 K: 1 S: 11	H: 0 LOB: 0 BB: 0 P: 15	R: 8 E: 0 K: 2 S: 29	H: 7 LOB: 1 BB: 2 P: 49	R: 0 E: 0 K: 2 S: 8	H: 0 LOB: 0 BB: 0 P: 11	R: 0 E: 0 K: 0 S: 8	H: 0 LOB: 0 BB: 0 P: 9	R: 0 E: 0 K: 1 S: 13	H: 0 LOB: 0 BB: 0 P: 16	R: 0 E: 0 K: 2 S: 9	H: 0 LOB: 1 BB: 1 P: 17	R: 1 E: 0 K: 1 S: 11	H: 1 LOB: 0 BB: 0 P: 16	R: 0 E: 0 K: 1 S: 8	H: 0 LOB: 1 BB: 0 P: 12	1B: 5 2B: 1 3B: 0 HR: 2	SF: 0 SAC: 0 DP: 1 HBP: 1	WP: 1 PB: 0 SB: 0 CS: 0	PA: 36					
PITCHER	IP	WLS	BF	H	R	ER	SO	BB	IBB	HBP	BLK	WP	HR	S	P	ERA	WHIP								
38 Carlos Zambrano, R (1, 1) ERA: 4.27	1.2	L	13	7	8	8	2	1	0	0	0	0	0	44	66	0.00	0.462								
53 Rich Hill, L (2, 1) ERA: 4.76	4.1		15	0	0	0	6	2	0	0	0	0	0	11	16	9.00	1.000								
Joe Borowski, R (7, 1) ERA: 7.2	1.0		4	1	1	1	1	0	0	0	0	0	1	11	16	9.00	1.000								
13 Will Ohman, L (8, 1) ERA: 2.2	1.0		4	0	0	0	1	0	0	1	0	1	0	8	12	0.00	0.000								

Chicago Cubs @ Milwaukee Brewers
Miller Park, Milwaukee, WI
Wed Jun 22 2005, 7:05 PM CDT
Att: 41,453 - Clear - 78 F

AB 32
R 9
H 8
RBI 9
BB 3
SO 10
LOB 10



Batter	1	2	3	4	5	6	7	8	9	AB	R	H	RBI	BB	SO	LOB	TOP								
Corey Patterson, L OBP: 0.280, SLG: 0.396 (1, 8)										5	1	0	0	0	4	2	Chicago Cubs @ Milwaukee Brewers Miller Park, Milwaukee, WI Thu Jun 23 2005, 1:05 PM CDT Att: 42,288 - Sunny - 92 F								
Neft Perez, S OBP: 0.312, SLG: 0.417 (1, 6)										4	1	2	2	1	1	0									
25 Derrek Lee, R OBP: 0.475, SLG: 0.737 (1, 3)										4	3	3	3	1	0	1									
Jeremy Burnitz, L OBP: 0.331, SLG: 0.491 (1, 9)										4	0	0	0	0	1	3									
16 Aramis Ramirez, R OBP: 0.359, SLG: 0.566 (1, 5)										4	0	2	1	0	0	0									
Todd Walker, L OBP: 0.357, SLG: 0.476 (1, 4)										4	0	0	0	0	1	2									
Todd Hollandsworth, L OBP: 0.315, SLG: 0.384 (1, 7)										4	1	2	0	0	0	1									
Michael Barrett, R OBP: 0.315, SLG: 0.480 (1, 2)										4	1	1	1	0	1	0									
Glendon Rusch, L Jose Mierdas, S 43 Michael Wuerzt, R 13 Will Ohman, L Mike Remlinger, L Jerry Hairston, R (1, 1) (7, PH) (7, 1) (7, 1) (8, 1) (8, PH)										2	0	0	0	0	0	1		0							
Inning Stats	R: 2 E: 0 K: 1 S: 11	H: 1 LOB: 0 BB: 1 P: 20	R: 0 E: 0 K: 1 S: 5	H: 0 LOB: 0 BB: 0 P: 8	R: 0 E: 0 K: 1 S: 7	H: 0 LOB: 0 BB: 0 P: 8	R: 1 E: 0 K: 0 S: 8	H: 2 LOB: 1 BB: 0 P: 13	R: 0 E: 0 K: 2 S: 9	H: 0 LOB: 0 BB: 0 P: 14	R: 1 E: 0 K: 1 S: 10	H: 2 LOB: 1 BB: 0 P: 17	R: 2 E: 0 K: 2 S: 15	H: 3 LOB: 2 BB: 1 P: 29	R: 0 E: 0 K: 0 S: 10	H: 1 LOB: 0 BB: 0 P: 14		R: 1 E: 0 K: 1 S: 14	H: 2 LOB: 1 BB: 0 P: 19	1B: 8 2B: 1 3B: 0 HR: 2	SF: 0 SAC: 1 DP: 0 HBP: 0	WP: 1 PB: 0 SB: 0 CS: 1	PA: 40		
PITCHER	IP	WLS	BF	H	R	ER	SO	BB	IBB	HBP	BLK	WP	HR	S	P	ERA	WHIP								
15 Ben Sheets, R ERA: 3.68 (1, 1)	6.2		29	8	6	6	7	1	0	0	0	0	2	59	96	8.10	1.350								
Ricky Bottalico, R ERA: 3.45 (7, 1)	1.1	W	5	1	0	0	1	1	0	0	0	1	0	16	27	0.00	1.500								
Derrick Turnbow, R ERA: 3.07 (9, 1)	1.0	S	5	2	1	1	1	0	0	0	0	0	0	14	19	9.00	2.000								

AB	36
R	7
H	11
RBI	7
BB	2
SO	9
LOB	9



Batter	1	2	3	4	5	6	7	8	9	AB	R	H	RBI	BB	SO	LOB	BOTTOM								
Brady Clark, R OBP: 0.394, SLG: 0.456 (1, 8)										5	0	1	0	0	0	1	Chicago Cubs @ Milwaukee Brewers Miller Park, Milwaukee, WI Thu Jun 23 2005, 1:05 PM CDT Att: 42,288 - Sunny - 92 F								
Jeff Cirillo, R OBP: 0.372, SLG: 0.433 (1, 5)										5	2	3	0	0	0	1									
2 Bill Hall, R OBP: 0.347, SLG: 0.573 (1, 6)										5	2	3	2	0	0	2									
Carlos Lee, R OBP: 0.344, SLG: 0.564 (1, 7)										3	2	1	2	2	1	1									
Wes Helms, R OBP: 0.315, SLG: 0.515 (1, 3)										3	1	1	1	0	1	3									
23 Rickie Weeks Jr., R OBP: 0.431, SLG: 0.525 (1, 4)										3	0	1	0	1	0	3									
Chris Magruder, S OBP: 0.286, SLG: 0.371 (1, 9)										4	0	1	2	0	0	2									
Chad Moeller, R OBP: 0.229, SLG: 0.293 (1, 2)										3	1	1	1	1	0	2									
15 Ben Sheets, R (1, 1)										2	0	0	0	0	1	0									
Ricky Bottalico, L (7, 1)										0	0	0	0	0	0	0									
7 J.J. Hardy, R OBP: 0.293, SLG: 0.257 Derrick Turnbow, R (9, 1)										1	0	0	0	0	0	0									
Inning Stats	R: 0 E: 0 K: 1 S: 13	H: 2 LOB: 3 BB: 1 P: 24	R: 0 E: 0 K: 0 S: 5	H: 0 LOB: 1 BB: 1 P: 12	R: 1 E: 0 K: 0 S: 17	H: 2 LOB: 2 BB: 1 P: 29	R: 0 E: 0 K: 1 S: 9	H: 0 LOB: 0 BB: 0 P: 13	R: 2 E: 0 K: 0 S: 8	H: 2 LOB: 0 BB: 0 P: 11	R: 1 E: 0 K: 0 S: 10	H: 1 LOB: 0 BB: 0 P: 14	R: 2 E: 1 K: 0 S: 24	H: 3 LOB: 2 BB: 1 P: 40	R: 2 E: 0 K: 1 S: 14	H: 2 LOB: 0 BB: 0 P: 17	1B: 6 2B: 3 3B: 0 HR: 3	SF: 1 SAC: 1 DP: 0 HBP: 0	WP: 0 PB: 0 SB: 0 CS: 0	PA: 40					
PITCHER	IP	WLS	BF	H	R	ER	SO	BB	IBB	HBP	BLK	WP	HR	S	P	ERA	WHIP								
Glendon Rusch, L ERA: 3.13 (1, 1)	6.0		28	7	4	4	2	2	1	0	0	0	2	62	103	6.00	1.500								
43 Michael Wuerzt, R ERA: 4.05 (7, 1)	0.2	H	5	2	2	2	0	1	0	0	0	0	0	18	31	27.00	4.500								
13 Will Ohman, L ERA: 2.16 (7, 1)	0.1	B	2	1	0	0	0	0	0	0	0	0	0	6	9	0.00	3.000								
Mike Remlinger, L ERA: 5.66 (8, 1)	1.0	L	5	2	2	2	1	0	0	0	0	0	1	14	17	18.00	2.000								



Batter	1	2	3	4	5	6	7	8	9	AB	R	H	RBI	BB	SO	LOB	TOP										
Corey Patterson, L OBP: 0.279, SLG: 0.394 (1, 8)	F7		K			K		K		4	0	1	0	0	2	0	Chicago Cubs @ Chicago White Sox U.S. Cellular Field, Chicago, IL Fri Jun 24 2005, 4:05 PM EDT Att: 39,610 - Sunny - 95 F										
Neft Perez, S OBP: 0.307, SLG: 0.410 (1, 6)	G3			G3		K		G5-3		4	0	0	0	0	1	1											
25 Derrek Lee, R OBP: 0.470, SLG: 0.729 Enrique Wilson, S OBP: 0.240, SLG: 0.227 (1, 3) (8, 3)	G4-3			K		G5-3			PB	3	0	0	0	0	1	1											
Jeremy Burnitz, L OBP: 0.330, SLG: 0.486 (1, 9)		P5		K		P5				3	0	0	0	1	1	1											
16 Aramis Ramirez, R OBP: 0.359, SLG: 0.563 Jose Macias, S OBP: 0.277, SLG: 0.306 (1, 5) (8, 5)	F8				G5-3	BB		G6-3		3	0	1	0	0	0	0											
Todd Walker, L OBP: 0.357, SLG: 0.467 Jerry Hairston, R OBP: 0.352, SLG: 0.355 (1, 4) (8, 4)	F8					G5-3	BB			2	0	0	0	1	0	0											
Michael Barrett, R OBP: 0.310, SLG: 0.473 (1, 2)			K		K			F8		3	0	0	0	0	2	2											
Todd Hollandsworth, L OBP: 0.315, SLG: 0.401 (1, 7)			HR		K			L4		3	1	1	1	0	0	2											
Jason Dubois, R OBP: 0.293, SLG: 0.489 (1, 10)			K		K			HR		3	1	1	1	0	2	2											
Inning Stats	R: 0 E: 0 K: 0 S: 6	H: 0 LOB: 0 BB: 0 P: 7	R: 0 E: 0 K: 0 S: 7	H: 0 LOB: 0 BB: 0 P: 9	R: 1 E: 0 K: 3 S: 11	H: 1 LOB: 0 BB: 0 P: 17	R: 0 E: 0 K: 2 S: 10	H: 0 LOB: 0 BB: 0 P: 13	R: 0 E: 0 K: 2 S: 13	H: 1 LOB: 2 BB: 1 P: 22	R: 0 E: 0 K: 1 S: 10	H: 0 LOB: 1 BB: 0 P: 16	R: 0 E: 0 K: 0 S: 6	H: 0 LOB: 0 BB: 0 P: 9	R: 1 E: 0 K: 1 S: 9	H: 1 LOB: 0 BB: 0 P: 13		R: 0 E: 0 K: 1 S: 6	H: 1 LOB: 1 BB: 1 P: 13	1B: 2 2B: 1 3B: 0 HR: 2	SF: 0 SAC: 0 DP: 1 HBP: 0	WP: 0 PB: 1 SB: 1 CS: 0	PA: 33				
PITCHER	IP	WLS	BF	H	R	ER	SO	BB	IBB	HBP	BLK	WP	HR	S	P	ERA	WHIP										
Freddy Garcia, R ERA: 3.58 (1, 1)	7.0	W	25	3	1	1	8	1	0	0	0	0	1	63	93	1.29	0.571										
Neal Cotts, L ERA: 2.17 (8, 1)	1.0		4	1	1	1	1	0	0	0	0	0	1	9	13	9.00	1.000										
Luis Vizcaino, R ERA: 5.4 (9, 1)	1.0		4	1	0	0	1	1	0	0	0	0	0	6	13	0.00	2.000										

Batter	1	2	3	4	5	6	7	8	9	AB	R	H	RBI	BB	SO	LOB	BOTTOM										
22 Scott Podsednik, L OBP: 0.372, SLG: 0.335 Timo Perez, L OBP: 0.257, SLG: 0.290 (1, 7) (7, 7) (8, 7)	BB		1B		1B		G4-3			1	2	1	0	3	0	0	Chicago Cubs @ Chicago White Sox U.S. Cellular Field, Chicago, IL Fri Jun 24 2005, 4:05 PM EDT Att: 39,610 - Sunny - 95 F										
Tadahito Iguchi, R OBP: 0.352, SLG: 0.438 (1, 4)	K		SF9		BB					3	1	2	1	1	1	1											
Frank Thomas, R OBP: 0.380, SLG: 0.825 Willie Harris, L OBP: 0.319, SLG: 0.234 (1, 10) (7, 7) (8, 10)	HR		BB		BB		BB			2	1	1	2	1	0	2											
14 Paul Konerko, R OBP: 0.364, SLG: 0.500 (1, 3)	F7		BB		BB					4	0	0	0	1	0	3											
Aaron Rowand, R OBP: 0.343, SLG: 0.412 (1, 8)		G4-3	K		1B					5	2	3	1	0	2	3											
23 Jermaine Dye, R OBP: 0.322, SLG: 0.500 (1, 9)	L4		G1-3		1B					5	2	2	0	0	1	3											
12 A.J. Pierzynski, L OBP: 0.317, SLG: 0.463 (1, 2)	G4-3				HR					4	2	2	3	0	0	1											
24 Joe Crede, R OBP: 0.308, SLG: 0.429 (1, 5)	G4-3				F8					4	1	1	3	0	0	1											
38 Pablo Ozuna, R OBP: 0.368, SLG: 0.323 (1, 6)			1B		G1-3					4	1	1	0	0	1	0											
Inning Stats	R: 1 E: 0 K: 1 S: 14	H: 1 LOB: 1 BB: 1 P: 23	R: 0 E: 0 K: 0 S: 9	H: 1 LOB: 0 BB: 0 P: 10	R: 2 E: 0 K: 1 S: 13	H: 2 LOB: 2 BB: 2 P: 27	R: 0 E: 0 K: 0 S: 12	H: 0 LOB: 0 BB: 0 P: 15	R: 5 E: 0 K: 0 S: 20	H: 4 LOB: 0 BB: 1 P: 28	R: 0 E: 0 K: 0 S: 11	H: 1 LOB: 2 BB: 1 P: 18	R: 4 E: 0 K: 2 S: 17	H: 4 LOB: 1 BB: 1 P: 28	R: 0 E: 0 K: 2 S: 10	H: 0 LOB: 0 BB: 0 P: 13		1B: 9 2B: 1 3B: 0 HR: 3	SF: 2 SAC: 0 DP: 0 HBP: 0	WP: 2 PB: 0 SB: 3 CS: 0	PA: 42						
PITCHER	IP	WLS	BF	H	R	ER	SO	BB	IBB	HBP	BLK	WP	HR	S	P	ERA	WHIP										
Sergio Mitre, R ERA: 5.19 (1, 1)	4.2	L	24	7	7	7	2	4	0	0	0	1	2	35	56	19.29	3.429										
Todd Wellemeyer, R ERA: 4.74 (5, 1)	2.1		15	6	5	5	2	2	0	0	0	0	0	10	13	0.00	0.000										
Joe Borowski, R ERA: 6.55 (8, 1)	1.0		3	0	0	0	2	0	0	0	0	0	0	10	13	0.00	0.000										

Batter	1	2	3	4	5	6	7	8	9	AB	R	H	RBI	BB	SO	LOB	TOP										
Corey Patterson, L (1, 8) OBP: 0.278, SLG: 0.390	0-0 WP 16 HR HBP 1B	3-2 G4-3		1-1 FC3-6		0-1 F9		2-2 F9		5	1	1	1	0	0	3											
Neftali Feliz, S (1, 6) OBP: 0.305, SLG: 0.404	1-0 WP 16 HR HBP	0-1 G3		1-0 F9			0-0 F9		0-0 P5	4	1	0	0	0	0	2											
25 Derrek Lee, R (1, 3) OBP: 0.469, SLG: 0.726	1-0 F8		2-2 BB 1B		2-3 K		1-2 1B 2B		2-3 K	5	1	2	0	0	2	2											
Jeremy Burnitz, L (1, 9) OBP: 0.334, SLG: 0.482	4-0 16 HR BB		4-1 G6-3 BB		2-2 G4-3		3-3 K		4-2 16 HR BB	2	1	0	0	3	1	1											
16 Aramis Ramirez, R (1, 5) OBP: 0.367, SLG: 0.576	0-0 HR		2-1 F9		3-0 WP 1B HBP		4-0 1B IBB		2-1 1B	3	1	2	4	1	0	2											
Todd Walker, L (1, 10) OBP: 0.358, SLG: 0.464	1-2 P6		0-0 G6-3		2-1 1B		2-2 1B		1-3 2-H 1B	5	0	2	1	0	1	4											
Todd Hollandsworth, L (1, 7) OBP: 0.309, SLG: 0.392	1-3 K			2-3 K		1-2 F7		1-3 K		4	0	0	0	0	3	2											
Jerry Hairston, R (1, 4) OBP: 0.360, SLG: 0.366		2-2 24 G4-3 2B		1-0 24 HR FC3-6 1B		1-0 HBP		1-3 K		3	1	2	0	0	1	0											
24 Henry Blanco, R (1, 2) OBP: 0.179, SLG: 0.266		3-2 G4-3		1-0 FC3-6 1B		2-2 P2		3-2 P2		4	0	1	0	0	0	2											
Inning Stats	R: 4 E: 0 K: 1 S: 9	H: 2 LOB: 0 BB: 1 P: 17	R: 0 E: 0 K: 0 S: 14	H: 1 LOB: 1 BB: 0 P: 22	R: 0 E: 0 K: 0 S: 9	H: 1 LOB: 1 BB: 1 P: 16	R: 1 E: 0 K: 1 S: 10	H: 2 LOB: 1 BB: 0 P: 15	R: 0 E: 0 K: 1 S: 8	H: 0 LOB: 1 BB: 0 P: 12	R: 1 E: 0 K: 2 S: 17	H: 2 LOB: 2 BB: 1 P: 28	R: 0 E: 0 K: 1 S: 12	H: 0 LOB: 0 BB: 1 P: 18	R: 0 E: 0 K: 2 S: 12	H: 1 LOB: 2 BB: 1 P: 21	1B: 7 2B: 2 3B: 0 HR: 1	SF: 0 SAC: 0 DP: 1 HBP: 3	WP: 2 PB: 2 SB: 0 CS: 0	PA: 42							
PITCHER	IP	WLS	BF	H	R	ER	SO	BB	IBB	HBP	BLK	WP	HR	S	P	ERA	WHIP										
52 Jose Contreras, R (1, 1) ERA: 4.15	6.1	L	30	8	6	6	3	2	0	3	0	2	1	63	105	8.53	1.579										
Neal Cotts, L (7, 1) ERA: 2.12	0.2		4	1	0	0	2	0	1	0	0	0	0	12	22	0.00	1.500										
Cliff Politte, R (8, 1) ERA: 1.27	1.0		3	0	0	0	1	0	0	0	0	0	0	12	18	0.00	0.000										
Damaso Marte, L (9, 1) ERA: 2.88	1.0		5	1	0	0	2	1	0	0	0	0	0	12	21	0.00	2.000										

Chicago Cubs @ Chicago White Sox
U.S. Cellular Field, Chicago, IL
Sat Jun 25 2005, 4:05 PM EDT
Att: 39,241 - Sunny - 89 F



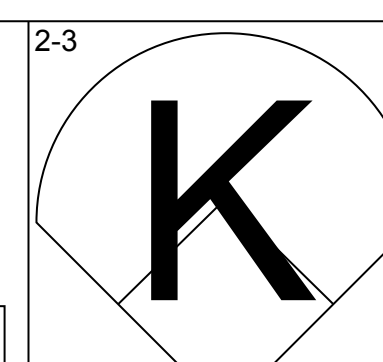
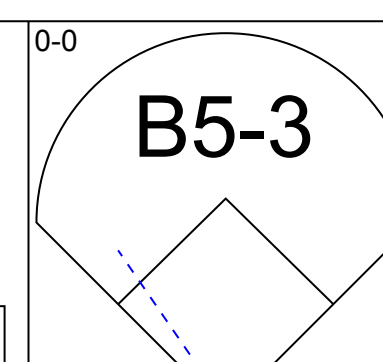
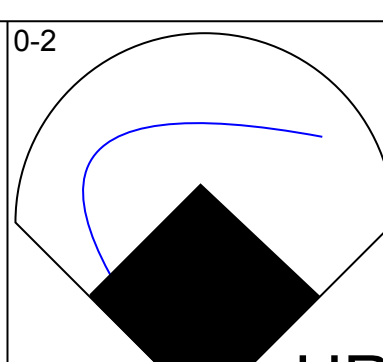
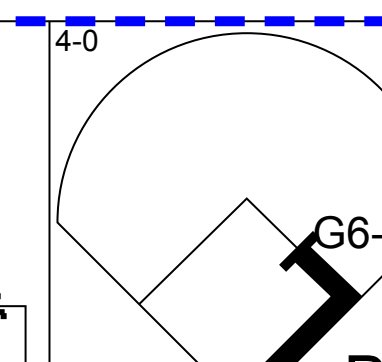
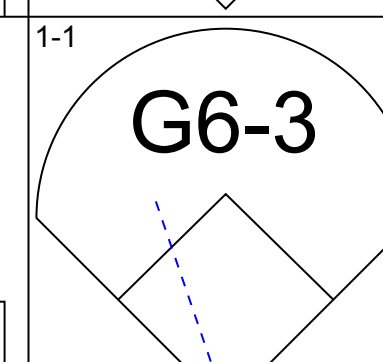
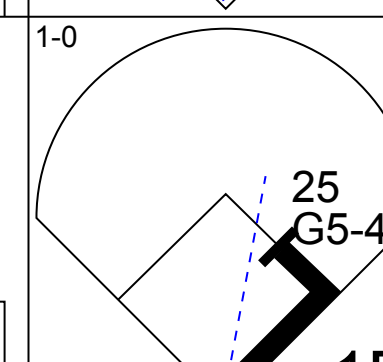
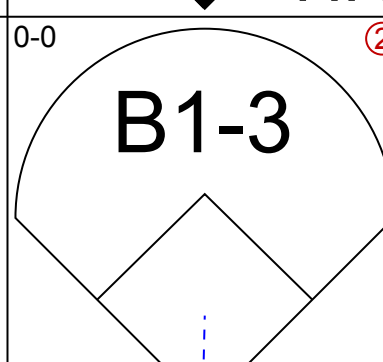
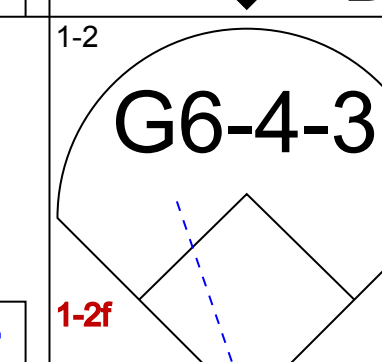
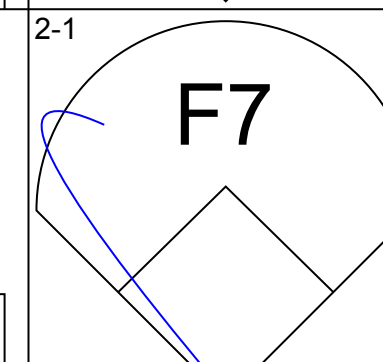
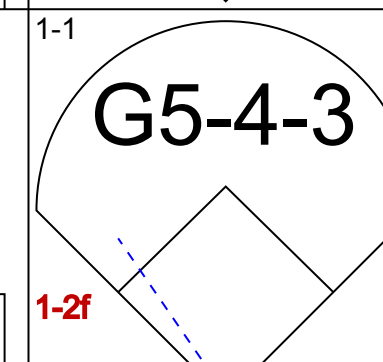
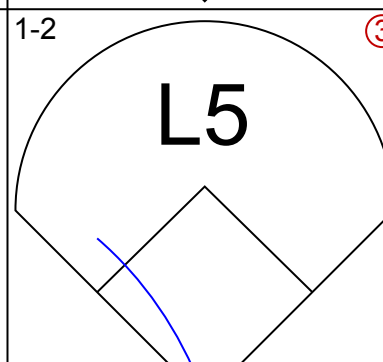
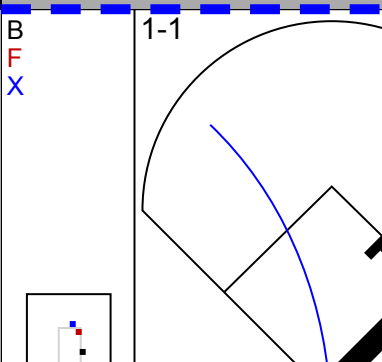
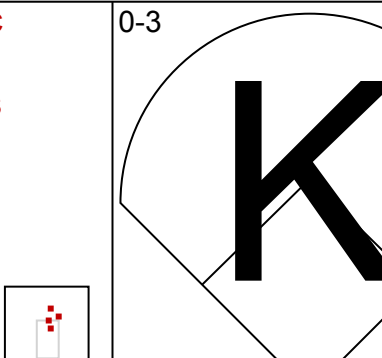
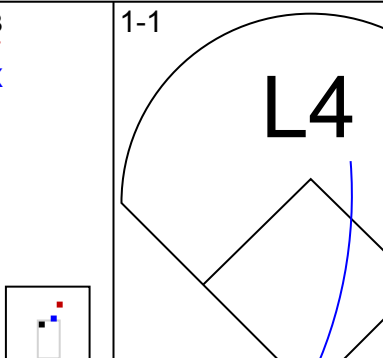
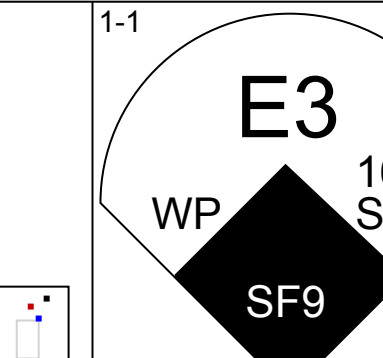
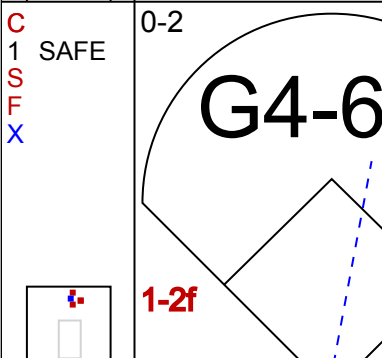
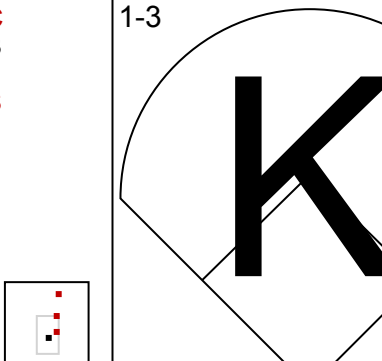
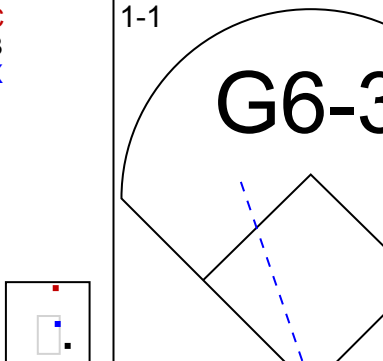
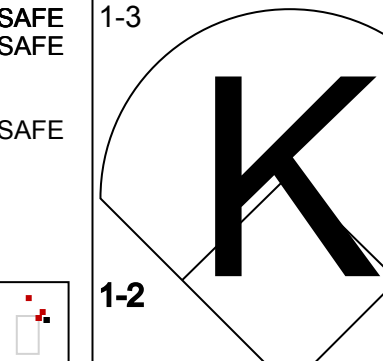
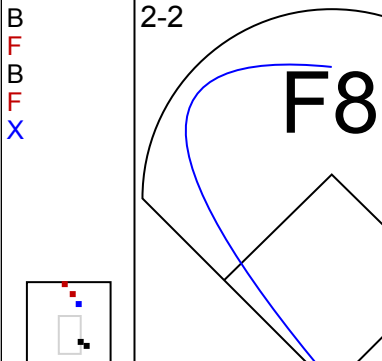
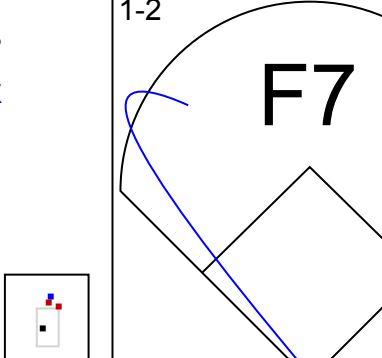
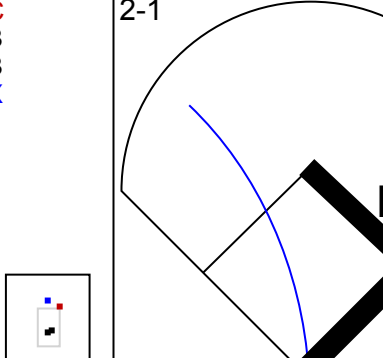
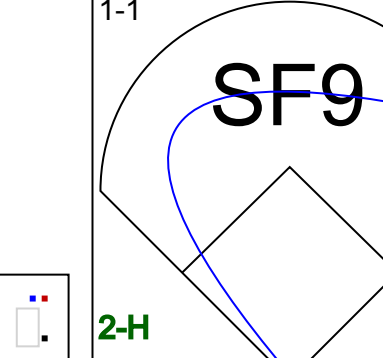
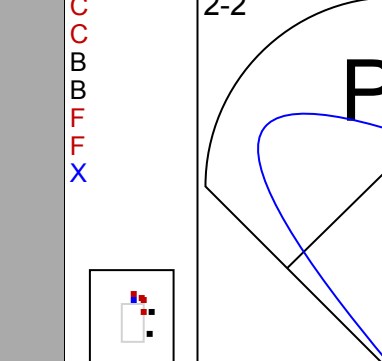
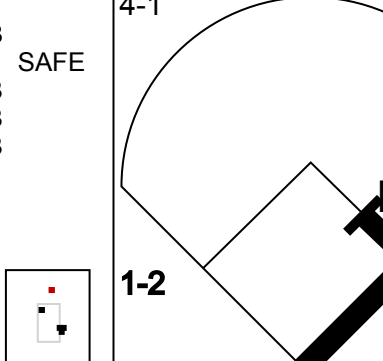
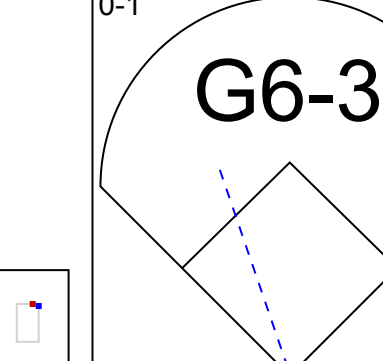
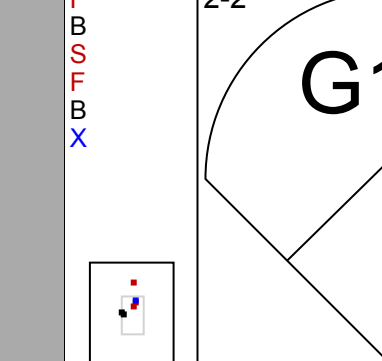
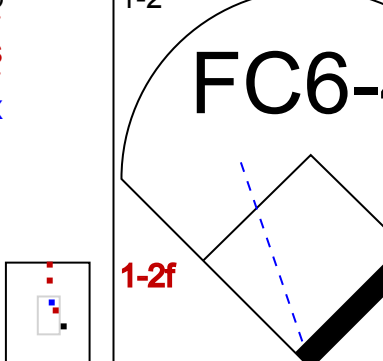
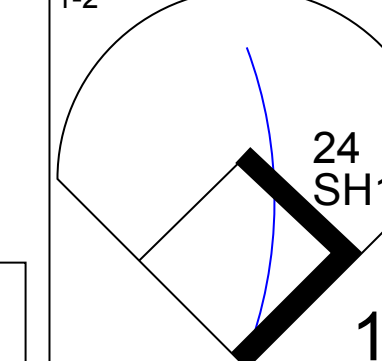
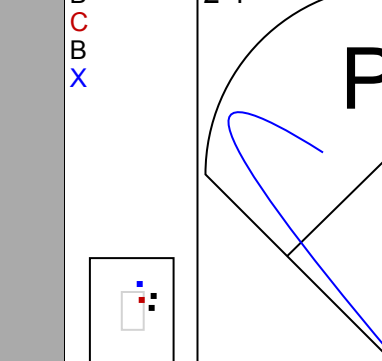

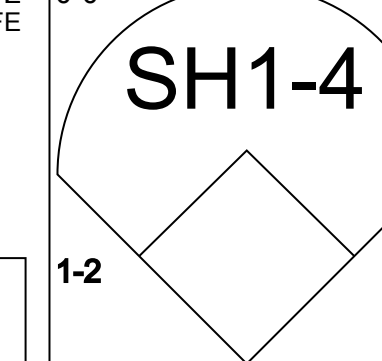
AB 35
R 6
H 10
RBI 6
BB 4
SO 8
LOB 18

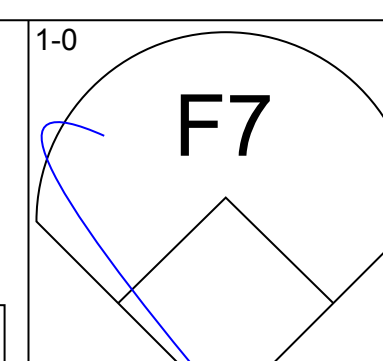
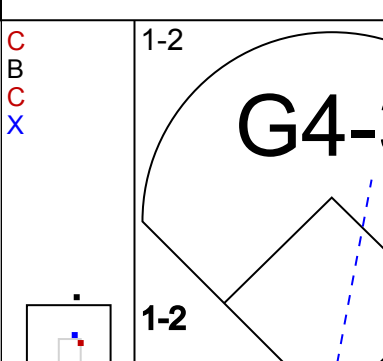
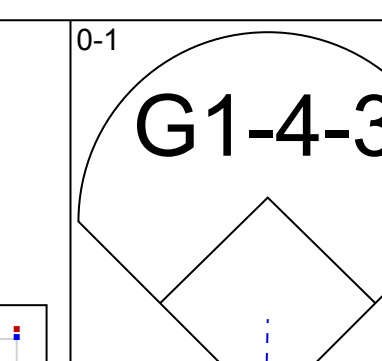
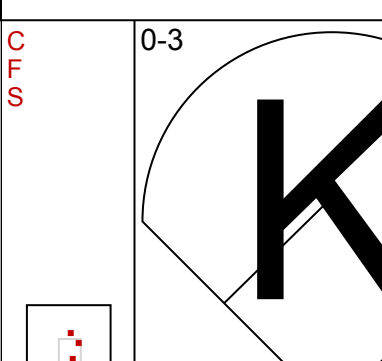
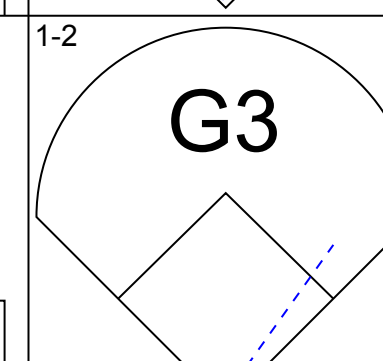
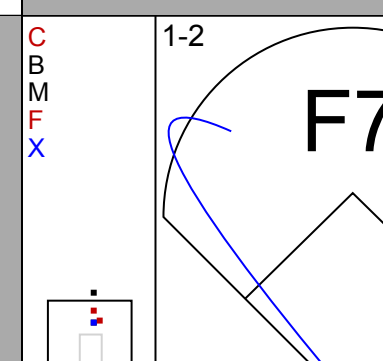
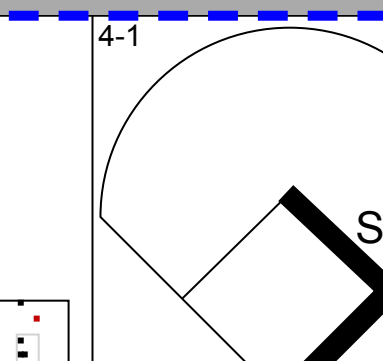
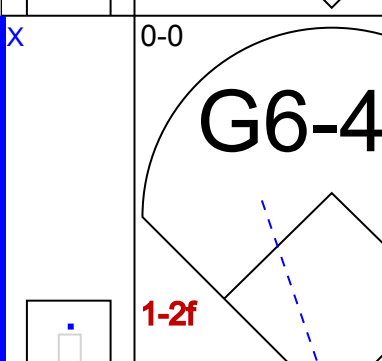
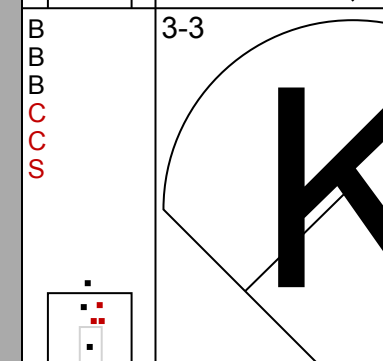
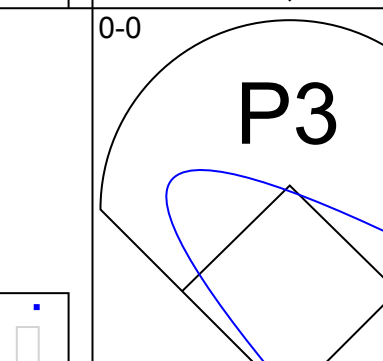
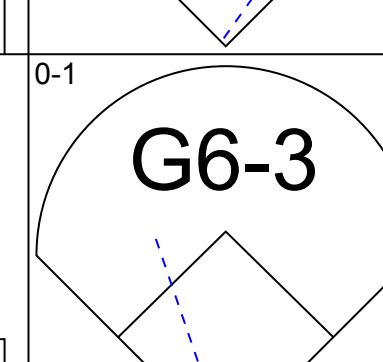
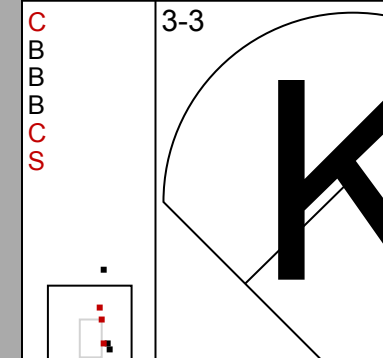
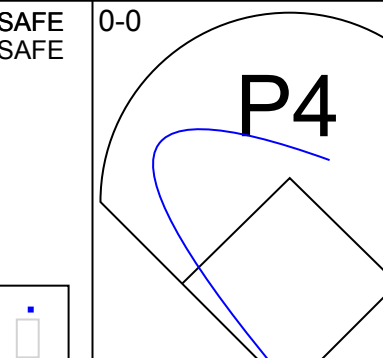
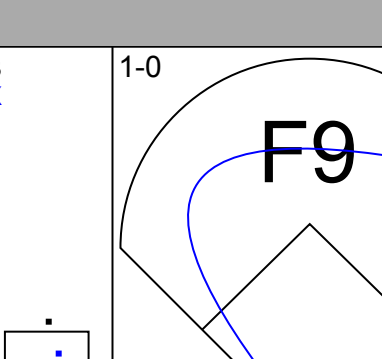
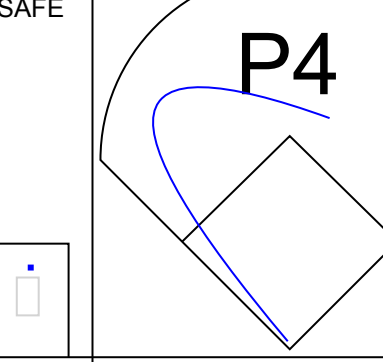
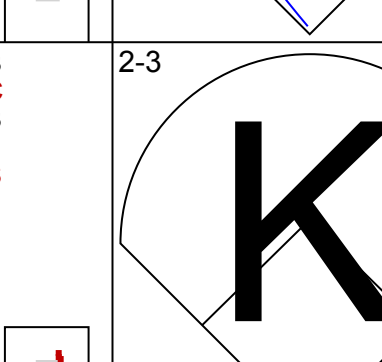
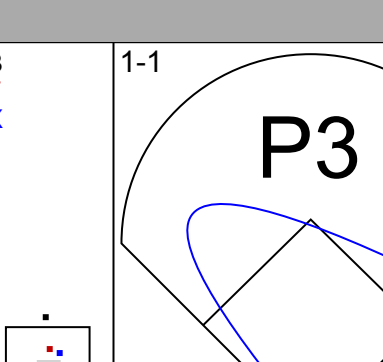
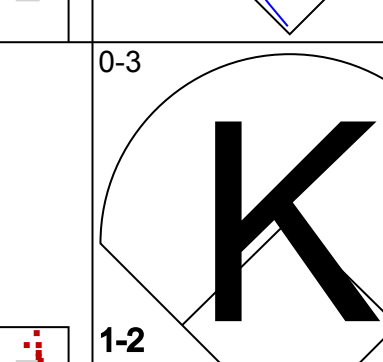
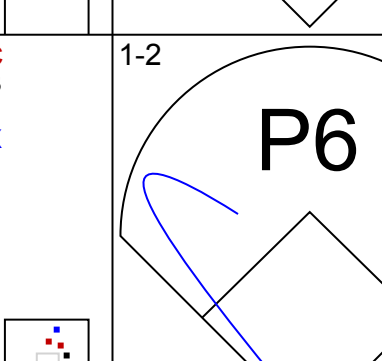
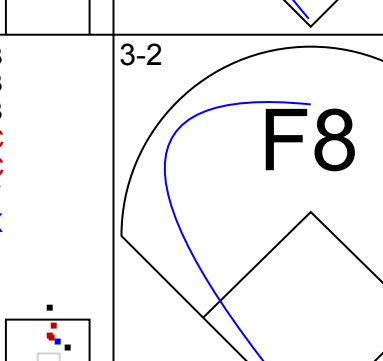
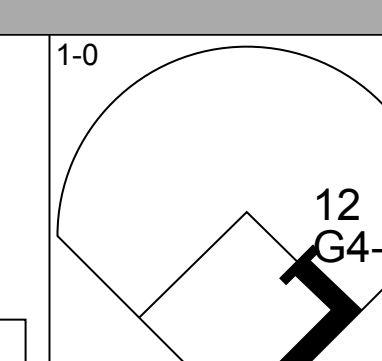
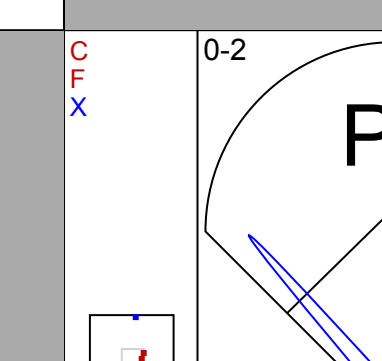
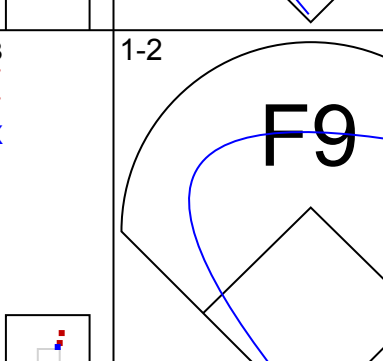
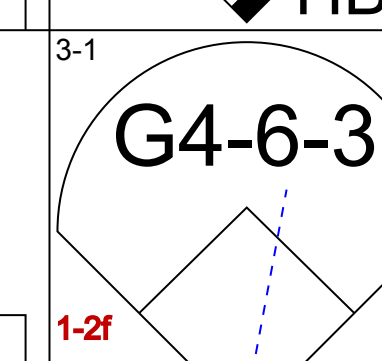
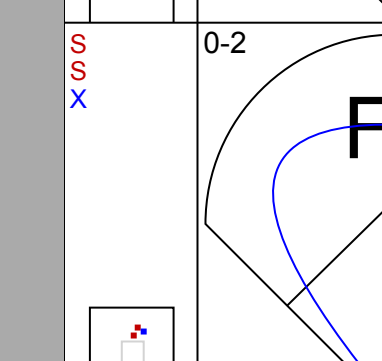
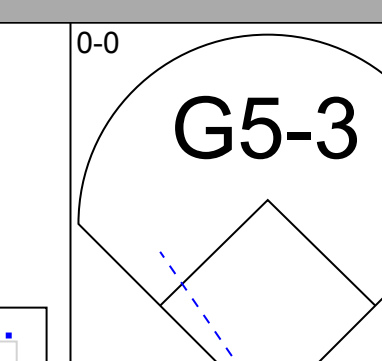
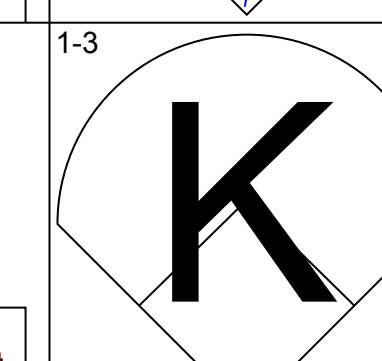
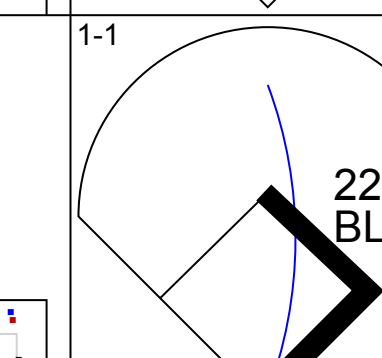
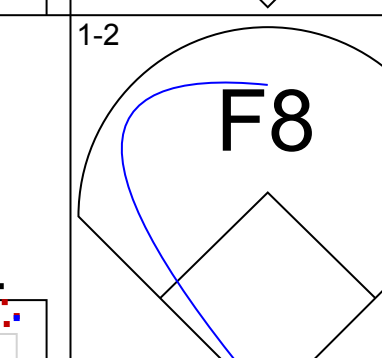
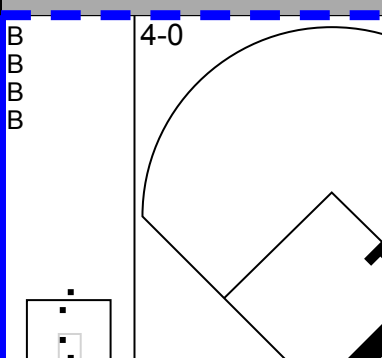
Batter	1	2	3	4	5	6	7	8	9	AB	R	H	RBI	BB	SO	LOB	BOTTOM										
22 Scott Podsednik, L (1, 7) OBP: 0.374, SLG: 0.346	0-1 F9 FC1-2 2B	0-2 G1-3			1-1 G4-3 2B			1-3 K		4	0	2	0	0	1	1											
Tadahito Iguchi, R (1, 4) OBP: 0.347, SLG: 0.430	2-2 F9		1-3 K		0-1 G4-3 2B		1-2 F9			4	0	0	0	0	1	2											
Aaron Rowand, R (1, 8) OBP: 0.338, SLG: 0.406	2-2 FC1-2 14 WP 14 S		3-3 K		1-1 L5		1-1 G5-3			4	0	0	0	0	1	2											
14 Paul Konerko, R (1, 3) OBP: 0.363, SLG: 0.500	3-3 K		0-1 2B		2-2 G4-3		1-1 L4			4	0	1	0	0	1	1											
Carl Everett, S (1, 10) OBP: 0.315, SLG: 0.472		2-1 HR	0-2 G3-1		0-1 G6-3		2-2 G6-3		2-2 G6-3	4	1	1	1	0	0	1											
23 Jermaine Dye, R (1, 9) OBP: 0.321, SLG: 0.508		1-1 HR		0-0 G6-3		0-1 P4		2-2 G5-3		4	1	1	1	0	0	0											
12 A.J. Pierzynski, L (1, 2) OBP: 0.313, SLG: 0.456		1-1 E6		2-3 K		0-3 K				3	0	0	0	0	2	0											
24 Joe Crede, R (1, 5) OBP: 0.304, SLG: 0.423		1-0 F7		0-0 G6-3		1-2 G6-3				3	0	0	0	0	0	1											
38 Pablo Ozuna, R (1, 6) OBP: 0.352, SLG: 0.308		2-3 K		2-3 K		0-0 G5-3				3	0	0	0	0	2	1											
Inning Stats	R: 0 E: 0 K: 1 S: 16	H: 1 LOB: 1 BB: 0 P: 23	R: 2 E: 1 K: 1 S: 14	H: 2 LOB: 1 BB: 0 P: 21	R: 0 E: 0 K: 2 S: 11	H: 1 LOB: 1 BB: 0 P: 15	R: 0 E: 0 K: 1 S: 5	H: 0 LOB: 0 BB: 0 P: 7	R: 0 E: 0 K: 1 S: 9	H: 1 LOB: 1 BB: 0 P: 13	R: 0 E: 0 K: 0 S: 7	H: 0 LOB: 0 BB: 0 P: 9	R: 0 E: 0 K: 1 S: 9	H: 0 LOB: 0 BB: 0 P: 12	R: 0 E: 0 K: 0 S: 8	H: 0 LOB: 0 BB: 0 P: 13	R: 0 E: 0 K: 0 S: 8	H: 0 LOB: 0 BB: 0 P: 13	1B: 0 2B: 3 3B: 0 HR: 2	SF: 0 SAC: 0 DP: 0 HBP: 0	WP: 1 PB: 0 SB: 1 CS: 0	PA: 33					
PITCHER	IP	WLS	BF	H	R	ER	SO	BB	IBB	HBP	BLK	WP	HR	S	P	ERA	WHIP										
Greg Maddux, R (1, 1) ERA: 4.56	6.0	W	24	5	2	2	6	5	2	2	0	0	0	0	88	3.00	0.833										
44 Roberto Novoa, R (7, 1) ERA: 3.6	2.0		6	0	0	0	2	0	0	0	0	0	0	16	20	0.00	0.000										
46 Ryan Dempster, R (9, 1) ERA: 4.47	1.0		3	0	0	0	0	0	0	0	0	0	0	8	13	0.00	0.000										

Chicago Cubs @ Chicago White Sox
U.S. Cellular Field, Chicago, IL
Sat Jun 25 2005, 4:05 PM EDT
Att: 39,241 - Sunny - 89 F



AB 33
R 2
H 5
RBI 2
BB 0
SO 8
LOB 9

Batter	1	2	3	4	5	6	7	8	9	AB	R	H	RBI	BB	SO	LOB	TOP								
Corey Patterson, L (1, 8) OBP: 0.281, SLG: 0.400										3	1	1	1	1	1	0	Chicago Cubs @ Chicago White Sox U.S. Cellular Field, Chicago, IL Sun Jun 26 2005, 3:05 PM EDT Att: 39,143 - Sunny - 90 F								
Neft Perez, S (1, 6) OBP: 0.304, SLG: 0.402										4	0	1	0	0	2										
25 Derrek Lee, R (1, 3) OBP: 0.466, SLG: 0.719										4	0	1	0	0	1										
Jeremy Burnitz, L (1, 9) OBP: 0.330, SLG: 0.475										4	1	0	0	0	1										
16 Aramis Ramirez, R (1, 5) OBP: 0.362, SLG: 0.567										4	0	0	0	0	2										
Todd Walker, L (1, 4) OBP: 0.358, SLG: 0.464										2	0	1	1	0	0										
Michael Barrett, R (1, 10) OBP: 0.311, SLG: 0.468										2	0	0	0	1	0										
Todd Hollandsworth, L (1, 7) OBP: 0.309, SLG: 0.391										3	0	1	0	0	2										
24 Henry Blanco, R (1, 2) OBP: 0.174, SLG: 0.258										2	0	0	0	0	1										
Inning Stats	R: 0 E: 0 K: 1 S: 7	H: 0 LOB: 0 BB: 0 P: 12	R: 0 E: 0 K: 2 S: 10	H: 0 LOB: 0 BB: 0 P: 12	R: 0 E: 0 K: 0 S: 11	H: 0 LOB: 0 BB: 0 P: 17	R: 0 E: 0 K: 0 S: 4	H: 1 LOB: 2 BB: 1 P: 6	R: 0 E: 0 K: 0 S: 11	H: 1 LOB: 2 BB: 1 P: 20	R: 1 E: 0 K: 1 S: 10	H: 1 LOB: 0 BB: 0 P: 13	R: 1 E: 1 K: 1 S: 9	H: 0 LOB: 0 BB: 0 P: 12	R: 0 E: 0 K: 0 S: 7	H: 1 LOB: 1 BB: 1 P: 13	R: 0 E: 0 K: 0 S: 9	H: 1 LOB: 0 BB: 0 P: 12	1B: 4 2B: 0 3B: 0 HR: 1	SF: 1 SAC: 1 DP: 3 HBP: 0	WP: 1 PB: 0 SB: 1 CS: 0	PA: 32			
PITCHER	IP	WLS	BF	H	R	ER	SO	BB	IBB	HBP	BLK	WP	HR	S	P	ERA	WHIP								
Jon Garland, R (1, 1) ERA: 3.25	7.1	L	27	4	2	1	5	1	0	0	0	1	1	66	97	1.23	0.682								
Damaso Marte, L (8, 1) ERA: 2.51	0.2		2	0	0	0	0	1	0	0	0	0	0	3	8	0.00	1.500								
Cliff Politte, R (9, 1) ERA: 1.23	1.0		3	1	0	0	0	0	0	0	0	0	0	9	12	0.00	1.000								

Batter	1	2	3	4	5	6	7	8	9	AB	R	H	RBI	BB	SO	LOB	BOTTOM								
22 Scott Podsednik, L (1, 7) OBP: 0.369, SLG: 0.340										4	0	0	0	0	1	2	Chicago Cubs @ Chicago White Sox U.S. Cellular Field, Chicago, IL Sun Jun 26 2005, 3:05 PM EDT Att: 39,143 - Sunny - 90 F								
Willie Harris, L (1, 4) OBP: 0.320, SLG: 0.227										2	0	0	0	1	0										
Carl Everett, S (9, PH) OBP: 0.314, SLG: 0.469										1	0	0	0	0	1										
Frank Thomas, R (1, 10) OBP: 0.358, SLG: 0.767										3	0	0	0	0	1										
14 Paul Konerko, R (1, 3) OBP: 0.359, SLG: 0.494										3	0	0	0	0	1										
Aaron Rowand, R (1, 8) OBP: 0.334, SLG: 0.402										3	0	0	0	0	2										
23 Jermaine Dye, R (1, 9) OBP: 0.321, SLG: 0.504										2	0	0	0	0	0										
12 A.J. Pierzynski, L (1, 2) OBP: 0.308, SLG: 0.450										3	0	0	0	0	1										
24 Joe Crede, R (1, 5) OBP: 0.301, SLG: 0.417										3	0	0	0	0	1										
38 Pablo Ozuna, R (1, 6) OBP: 0.356, SLG: 0.313										2	0	1	0	0	0										
Timo Perez, L (9, PH) OBP: 0.267, SLG: 0.290										0	0	0	0	1	0										
Inning Stats	R: 0 E: 0 K: 0 S: 6	H: 0 LOB: 0 BB: 0 P: 8	R: 0 E: 0 K: 1 S: 7	H: 0 LOB: 0 BB: 0 P: 11	R: 0 E: 0 K: 0 S: 11	H: 1 LOB: 1 BB: 0 P: 13	R: 0 E: 0 K: 2 S: 10	H: 0 LOB: 0 BB: 0 P: 17	R: 0 E: 0 K: 0 S: 9	H: 0 LOB: 0 BB: 0 P: 14	R: 0 E: 0 K: 0 S: 7	H: 0 LOB: 0 BB: 0 P: 8	R: 0 E: 0 K: 1 S: 9	H: 0 LOB: 1 BB: 1 P: 13	R: 0 E: 0 K: 1 S: 5	H: 0 LOB: 0 BB: 0 P: 10	R: 0 E: 0 K: 1 S: 4	H: 0 LOB: 0 BB: 1 P: 8	1B: 1 2B: 0 3B: 0 HR: 0	SF: 0 SAC: 0 DP: 2 HBP: 1	WP: 0 PB: 0 SB: 1 CS: 0	PA: 29			
PITCHER	IP	WLS	BF	H	R	ER	SO	BB	IBB	HBP	BLK	WP	HR	S	P	ERA	WHIP								
22 Mark Prior, R (1, 1) ERA: 2.66	6.0	W	19	1	0	0	3	0	0	0	1	0	0	14	23	0.00	0.167								
Jerome Williams, R (7, 1) ERA: 4.91	2.0	H	7	0	0	0	2	1	0	1	0	0	0	14	23	0.00	0.500								
46 Ryan Dempster, R (9, 1) ERA: 4.39	1.0	S	3	0	0	0	1	1	0	0	0	0	0	4	8	0.00	1.000								

AB	28
R	2
H	5
RBI	2
BB	2
SO	5
LOB	7



AB	26
R	0
H	1
RBI	0
BB	2
SO	6
LOB	7



Batter	1	2	3	4	5	6	7	8	9	AB	R	H	RBI	BB	SO	LOB	TOP																					
Brady Clark, R OBP: 0.384, SLG: 0.439 (1, 8)	F8			G5-3		G4-6-3		F8-6		4	0	0	0	0	0	3	Milwaukee Brewers @ Chicago Cubs Wrigley Field, Chicago, IL Tue Jun 28 2005, 7:05 PM CDT Att: 39,574 - Clear - 83 F																					
23 Rickie Weeks Jr., R OBP: 0.412, SLG: 0.411 (1, 4)	F8			K		G6-3			G5-3	4	0	0	0	0	1	0																						
2 Bill Hall, R OBP: 0.336, SLG: 0.541 (1, 6) 7 J.J. Hardy, R OBP: 0.287, SLG: 0.258 (7, 6)	G6-3				BB				G4-3	2	0	0	0	1	1	0																						
Carlos Lee, R OBP: 0.339, SLG: 0.549 (1, 7)				L9					G6-3	3	0	0	0	1	0	1																						
Lyle Overbay, L OBP: 0.395, SLG: 0.464 (1, 3)	G4-6-3									3	0	1	0	0	1	2																						
Wes Helms, R OBP: 0.329, SLG: 0.506 (1, 5)	F7									3	0	0	0	0	1	2																						
Geoff Jenkins, L OBP: 0.334, SLG: 0.388 (1, 9)				G4-3						2	0	0	0	1	0	1																						
Damian Miller, R OBP: 0.335, SLG: 0.386 (1, 2)				G3						3	0	1	0	0	1	1																						
Doug Davis, R OBP: 0.118, SLG: 0.147 (1, 1) Trent Durrington, R (8, PH) Ricky Bottalico, L (8, 1)				K						2	0	1	0	0	1	0																						
										1	0	0	0	0	2	0																						
										0	0	0	0	0	0	0																						
Inning Stats	R: 0 E: 0 K: 0 S: 7	H: 0 LOB: 0 BB: 0 P: 10	R: 0 E: 0 K: 0 S: 6	H: 0 LOB: 0 BB: 1 P: 11	R: 0 E: 0 K: 1 S: 11	H: 0 LOB: 0 BB: 0 P: 17	R: 0 E: 0 K: 1 S: 10	H: 0 LOB: 1 BB: 1 P: 19	R: 0 E: 0 K: 1 S: 8	H: 1 LOB: 1 BB: 0 P: 11	R: 0 E: 0 K: 0 S: 6	H: 1 LOB: 0 BB: 0 P: 9	R: 0 E: 1 K: 3 S: 15	H: 0 LOB: 1 BB: 0 P: 19	R: 0 E: 0 K: 0 S: 13	H: 1 LOB: 1 BB: 1 P: 19	R: 0 E: 0 K: 0 S: 6	H: 0 LOB: 0 BB: 0 P: 10	1B: 3 2B: 1 3B: 0 HR: 0	SF: 0 SAC: 0 DP: 3 HBP: 0	WP: 1 PB: 0 CS: 0	PA: 31																
PITCHER	IP	WLS	BF	H	R	ER	SO	BB	IBB	HBP	BLK	WP	HR	S	P	ERA	WHIP	PITCHER				IP	WLS	BF	H	R	ER	SO	BB	IBB	HBP	BLK	WP	HR	S	P	ERA	WHIP
38 Carlos Zambrano, R (1, 1) ERA: 3.93	8.0	W	28	3	0	0	6	3	0	0	0	1	0	76	115	0.00	0.750																					
46 Ryan Dempster, R (9, 1) ERA: 4.31	1.0	S	3	0	0	0	0	0	0	0	0	0	0	6	10	0.00	0.000																					

AB 28
R 0
H 3
RBI 0
BB 3
SO 6
LOB 12




Batter	1	2	3	4	5	6	7	8	9	AB	R	H	RBI	BB	SO	LOB	BOTTOM																					
Corey Patterson, L OBP: 0.277, SLG: 0.394 (1, 8)	F9			K				K		4	0	0	0	0	3	1	Milwaukee Brewers @ Chicago Cubs Wrigley Field, Chicago, IL Tue Jun 28 2005, 7:05 PM CDT Att: 39,574 - Clear - 83 F																					
Neftali Feliz, S OBP: 0.300, SLG: 0.396 (1, 6)	G4-3			G6-3				L9		4	0	0	0	0	1	0																						
25 Derrek Lee, R OBP: 0.464, SLG: 0.723 (1, 3)	K			HR				F8		4	1	1	1	0	2	0																						
16 Aramis Ramirez, R OBP: 0.361, SLG: 0.563 (1, 5)				BB	BB			K		2	1	0	0	1	2	0																						
Michael Barrett, R OBP: 0.306, SLG: 0.462 (1, 2)	F8							P4		3	0	0	0	0	0	1																						
Jeremy Burnitz, L OBP: 0.330, SLG: 0.474 (1, 9)	F8							L4	BB	3	0	1	0	0	0	1																						
Jason Dubois, R OBP: 0.301, SLG: 0.499 (1, 7) Todd Hollandsworth, L OBP: 0.309, SLG: 0.391 (9, 7)								BB	BB	2	0	1	0	1	0	0																						
Jerry Hairston, R OBP: 0.360, SLG: 0.366 (1, 4)								E6		3	0	1	1	0	0	2																						
38 Carlos Zambrano, S (1, 1) OBP: 0.229, SLG: 0.343 46 Ryan Dempster, R (9, 1) OBP: 0.077, SLG: 0.077								K		3	0	0	0	0	3	4																						
										0	0	0	0	0	0	0																						
Inning Stats	R: 0 E: 0 K: 1 S: 7	H: 0 LOB: 0 BB: 0 P: 11	R: 1 E: 0 K: 1 S: 15	H: 1 LOB: 2 BB: 2 P: 26	R: 1 E: 0 K: 2 S: 14	H: 1 LOB: 0 BB: 0 P: 19	R: 0 E: 0 K: 0 S: 5	H: 0 LOB: 0 BB: 0 P: 8	R: 0 E: 1 K: 2 S: 9	H: 0 LOB: 1 BB: 0 P: 12	R: 0 E: 0 K: 2 S: 8	H: 0 LOB: 0 BB: 0 P: 13	R: 0 E: 0 K: 1 S: 10	H: 2 LOB: 1 BB: 0 P: 14	R: 0 E: 0 K: 1 S: 7	H: 0 LOB: 0 BB: 0 P: 7	R: 0 E: 0 K: 1 S: 6	H: 0 LOB: 0 BB: 0 P: 10	1B: 3 2B: 1 3B: 0 HR: 1	SF: 0 SAC: 0 DP: 1 HBP: 0	WP: 0 PB: 0 CS: 0	PA: 30																
PITCHER	IP	WLS	BF	H	R	ER	SO	BB	IBB	HBP	BLK	WP	HR	S	P	ERA	WHIP	PITCHER				IP	WLS	BF	H	R	ER	SO	BB	IBB	HBP	BLK	WP	HR	S	P	ERA	WHIP
Doug Davis, L (1, 1) ERA: 4.32	7.0	L	27	4	2	2	9	2	0	0	0	0	0	68	103	2.57	0.857																					
Ricky Bottalico, R (8, 1) ERA: 3.52	1.0		3	0	0	0	1	0	0	0	0	0	0	7	7	0.00	0.000																					

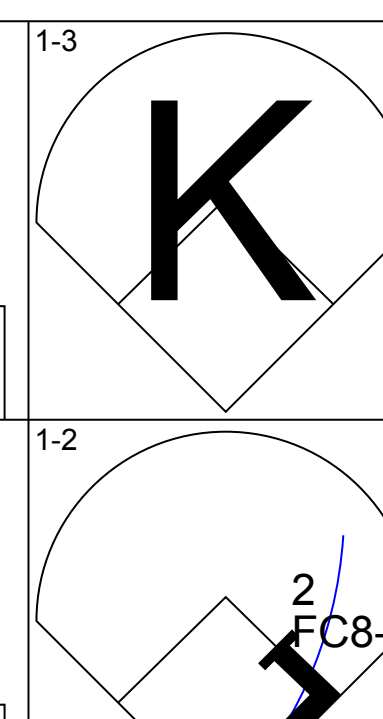
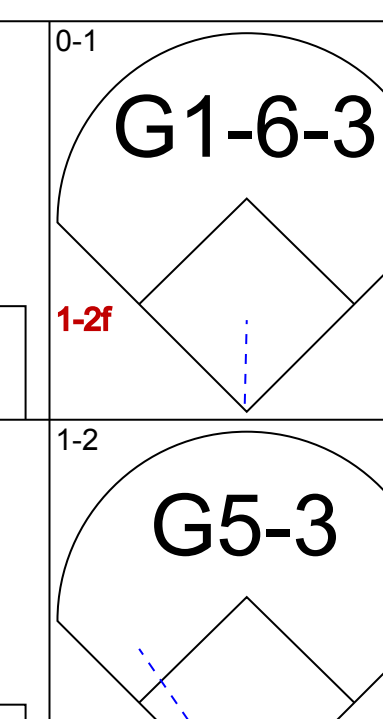
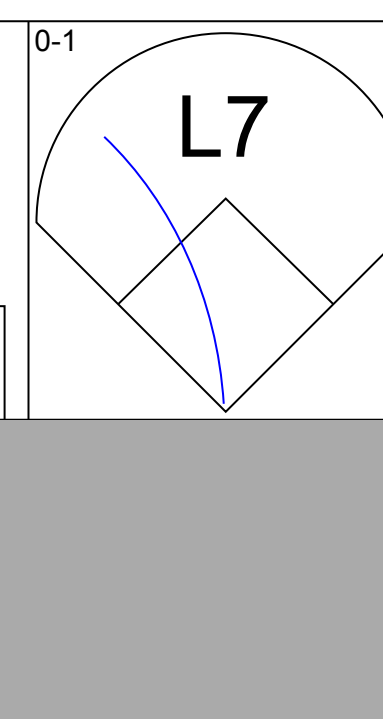
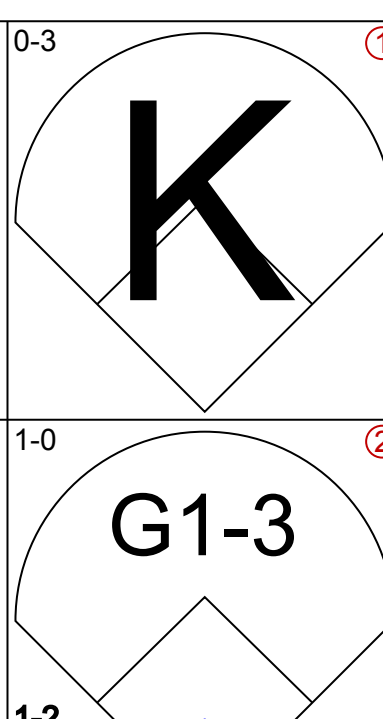
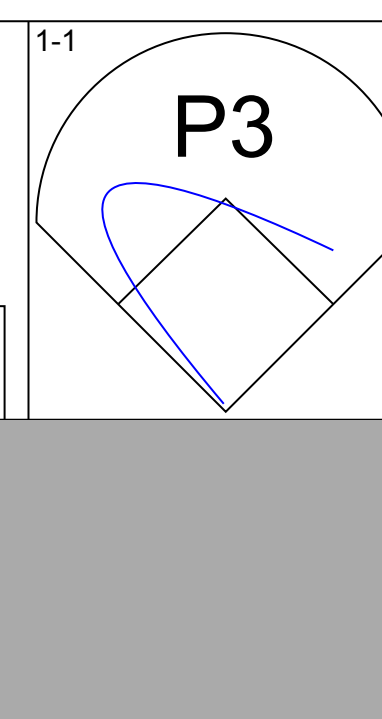
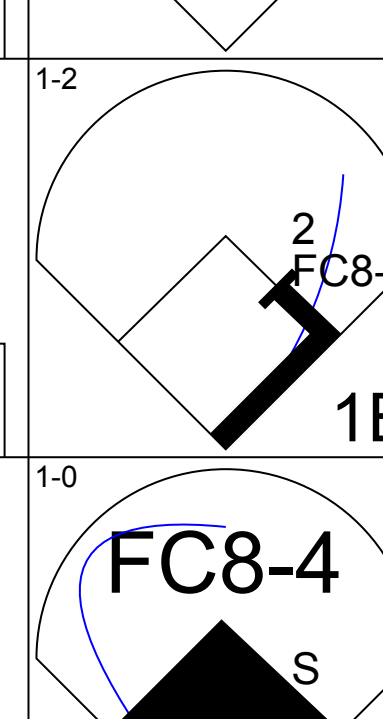
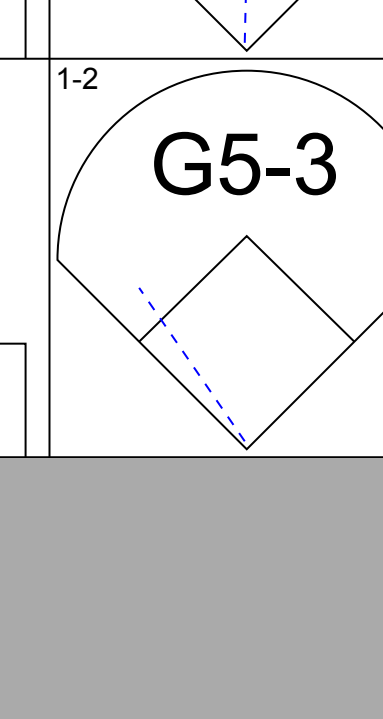
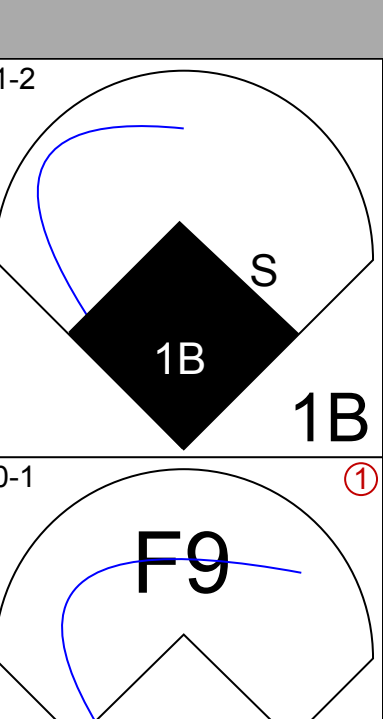
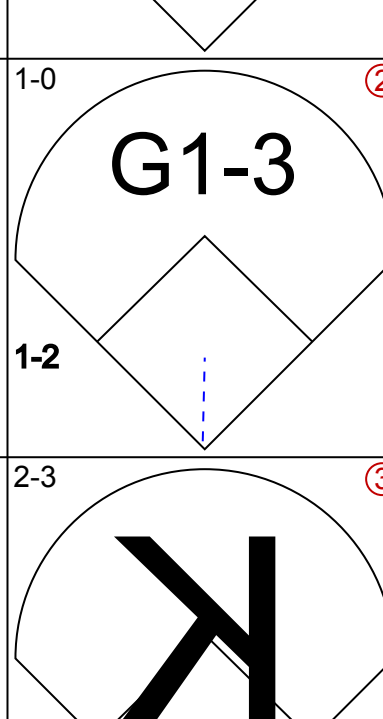
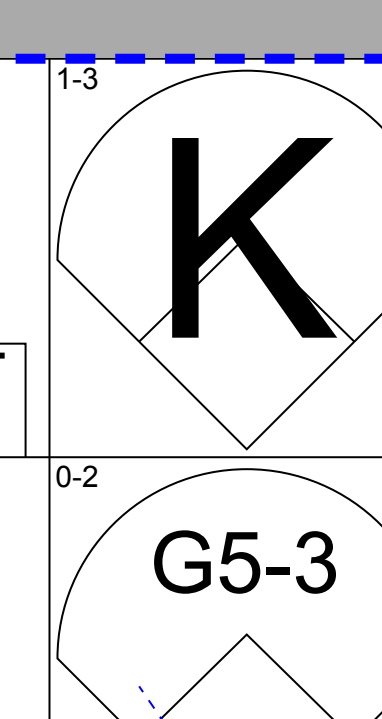
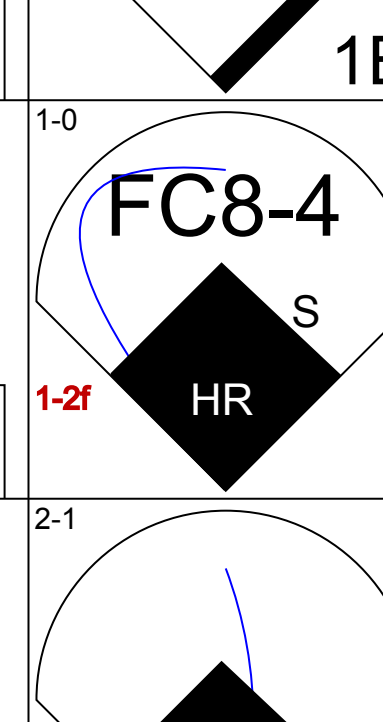
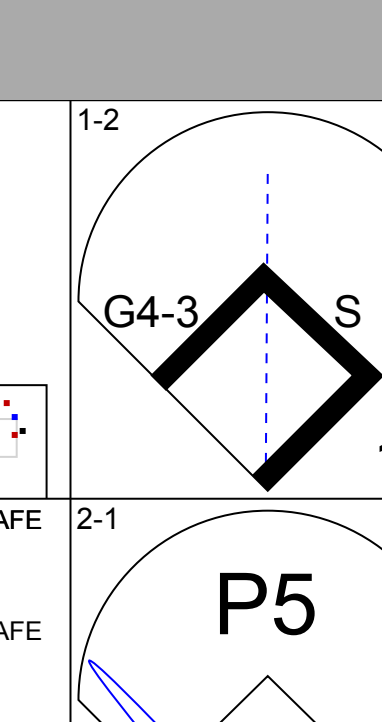
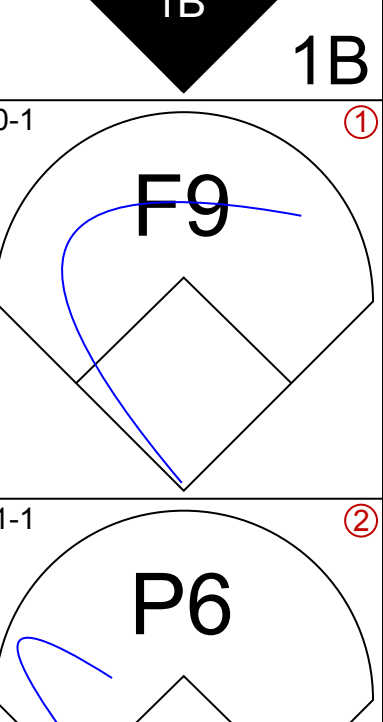
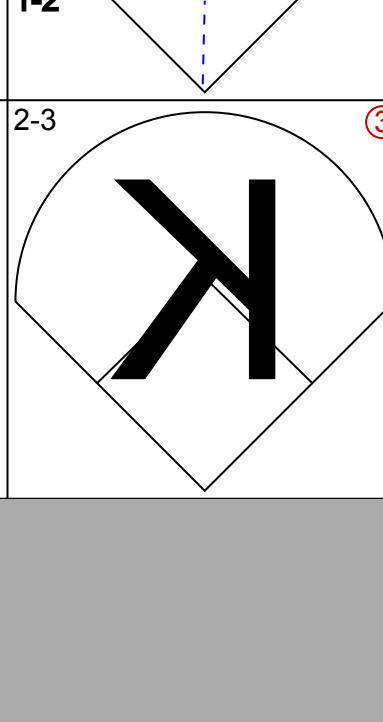
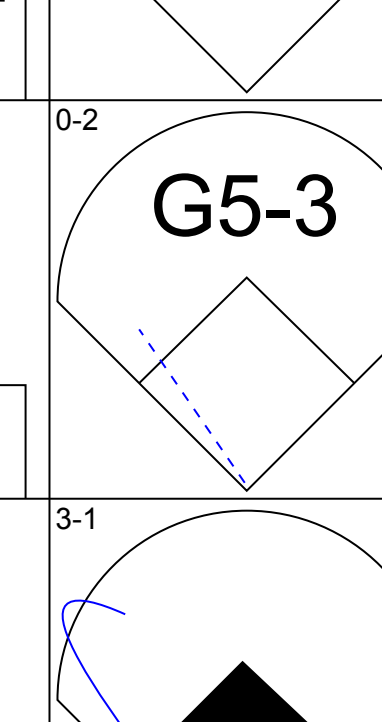
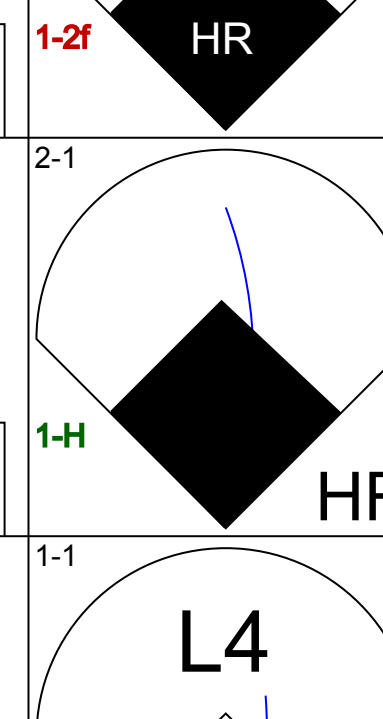
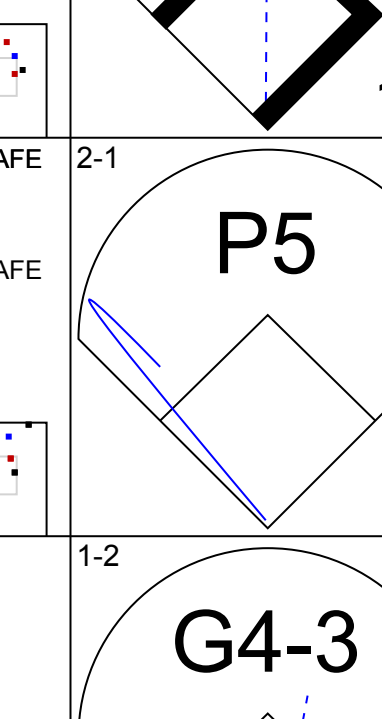
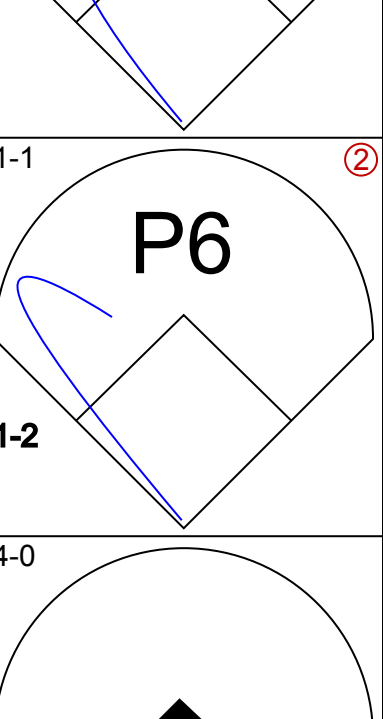
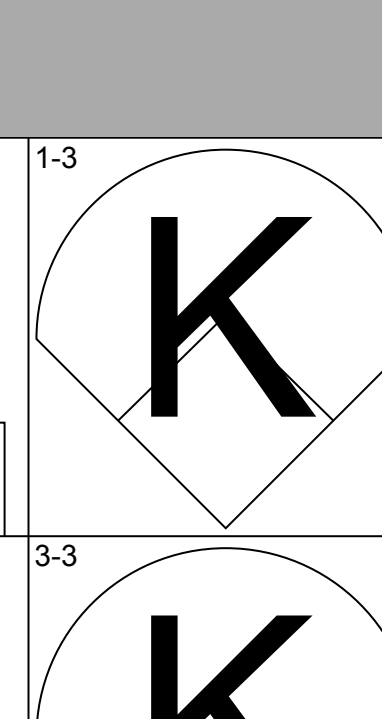
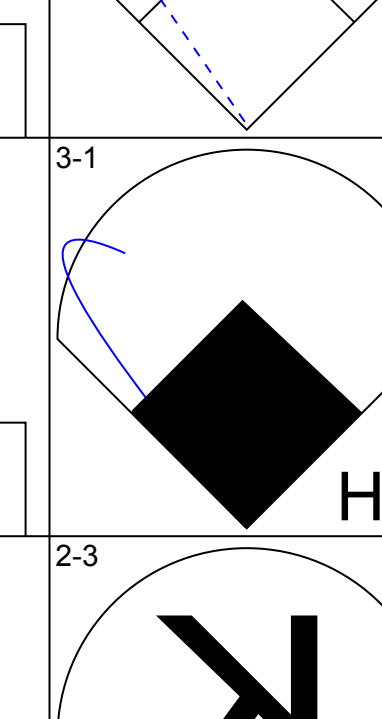
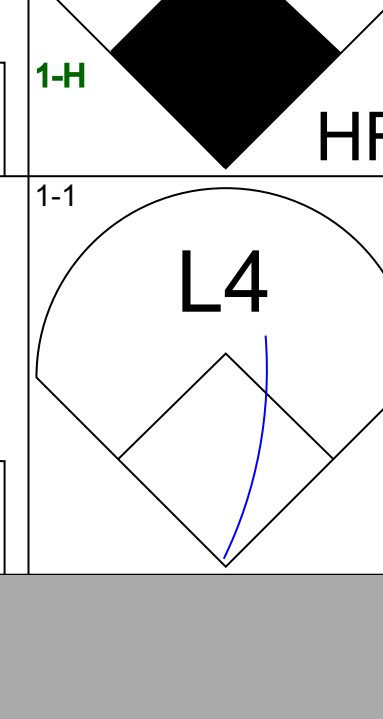
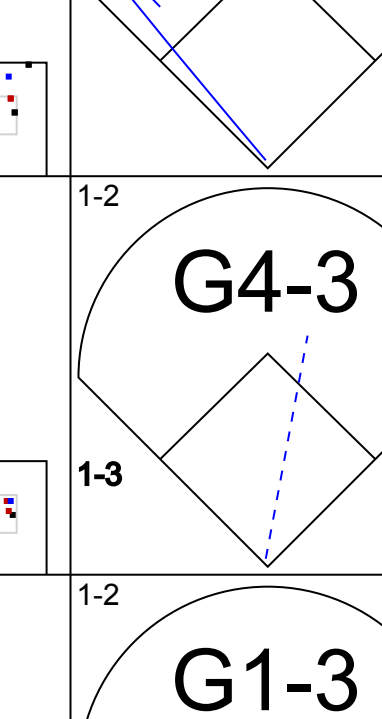
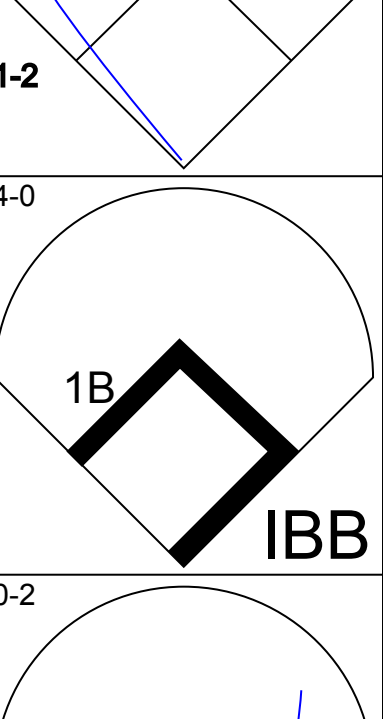
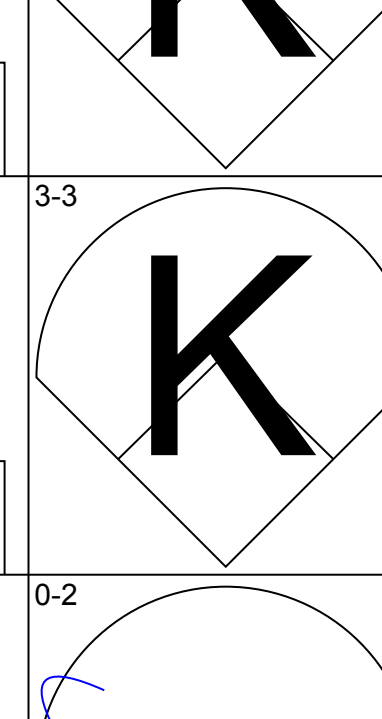
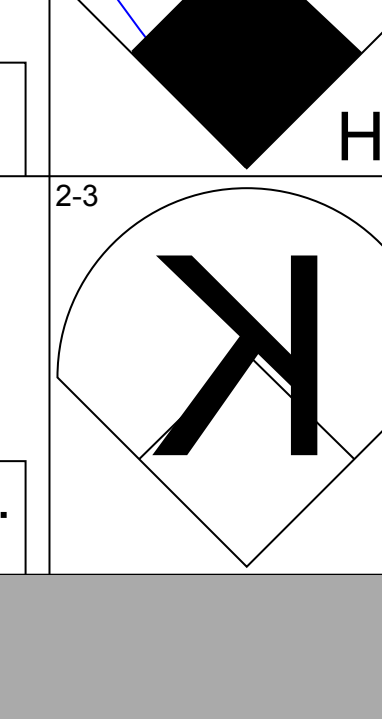
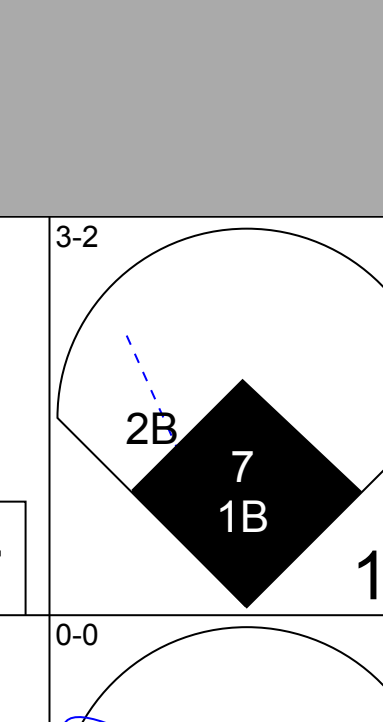
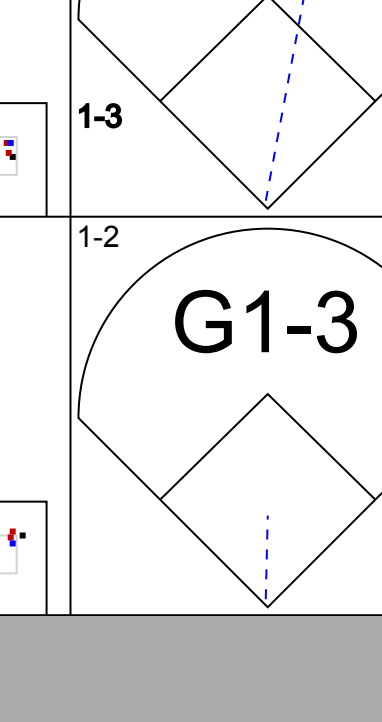
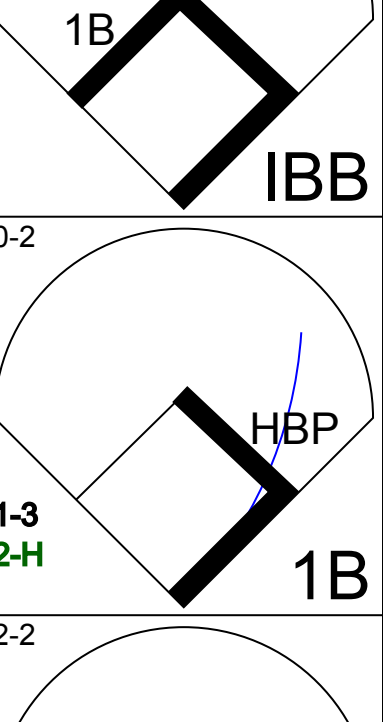
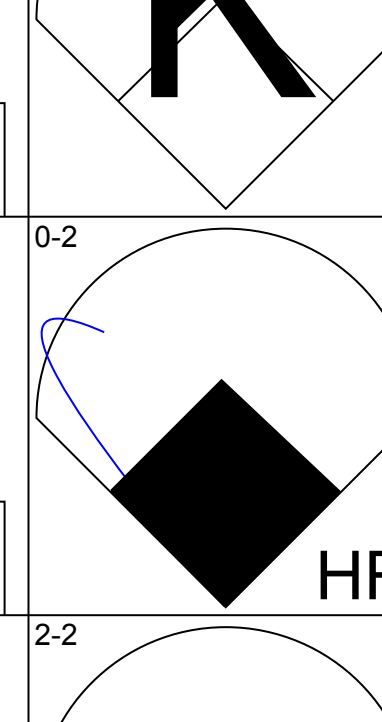
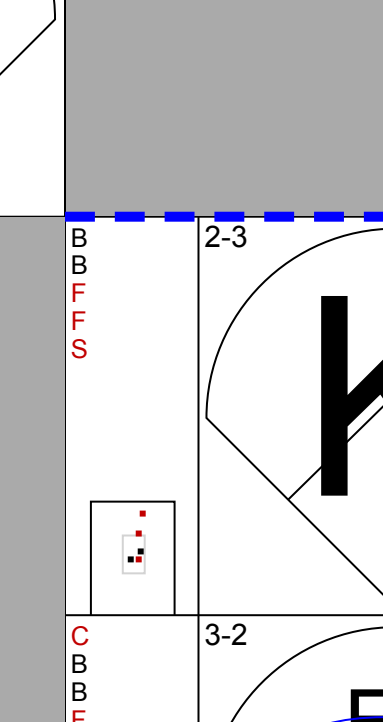
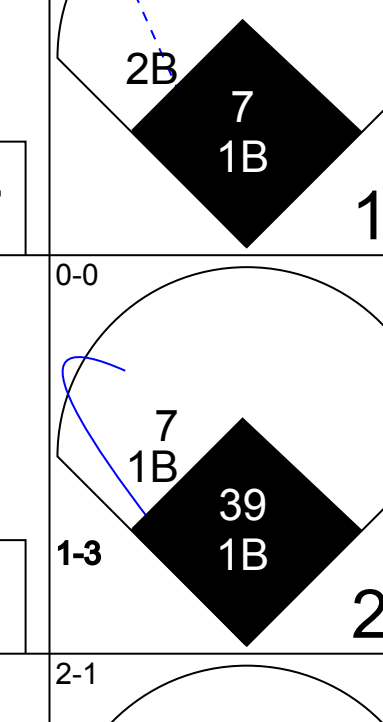
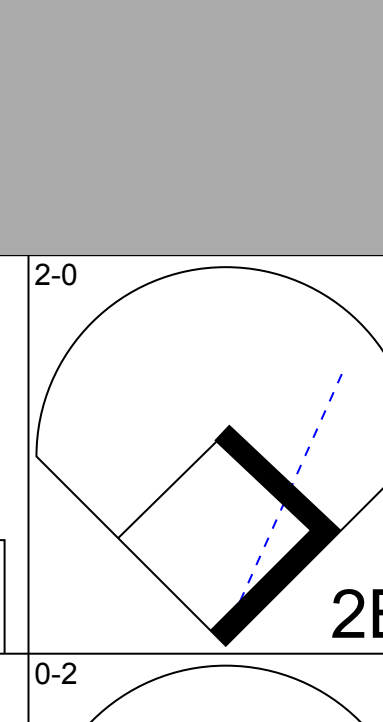
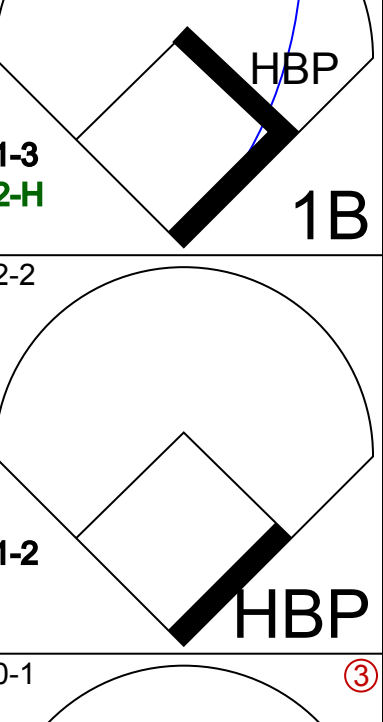
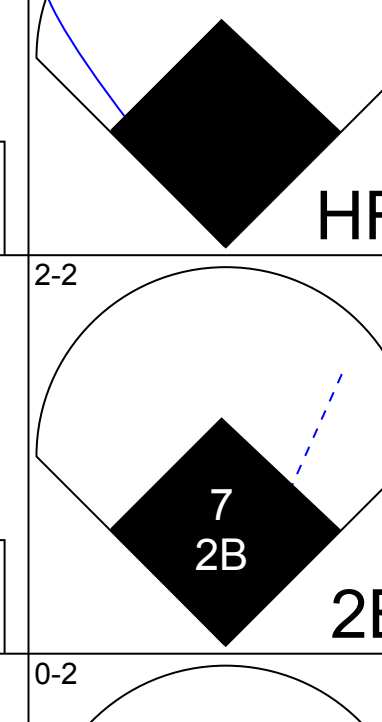
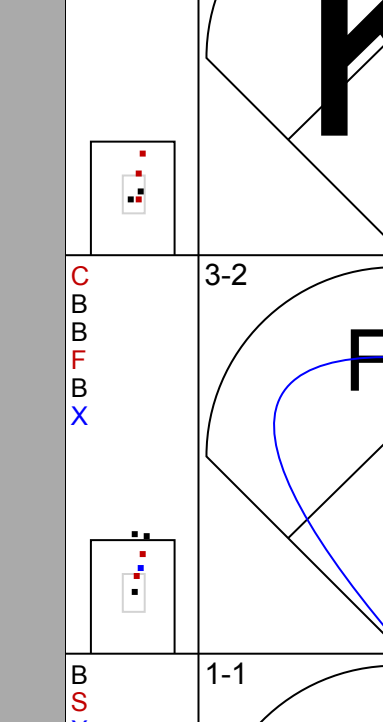
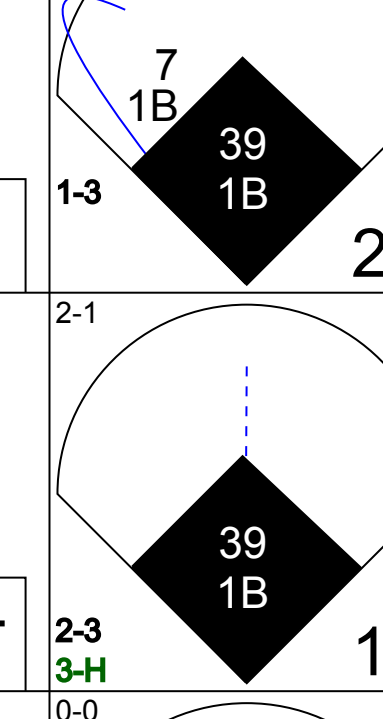
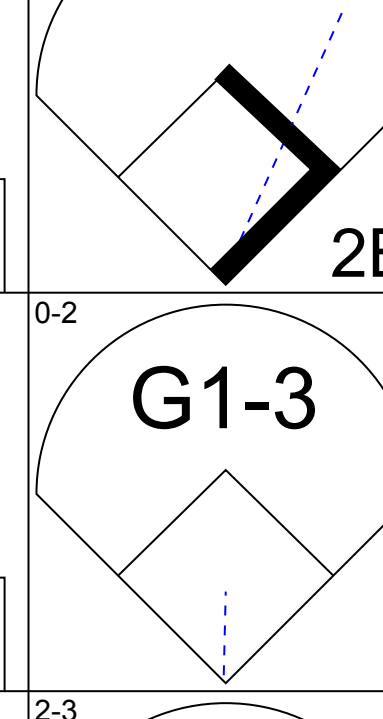
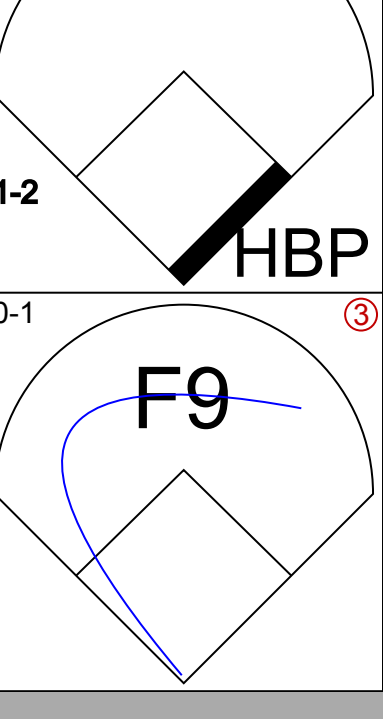
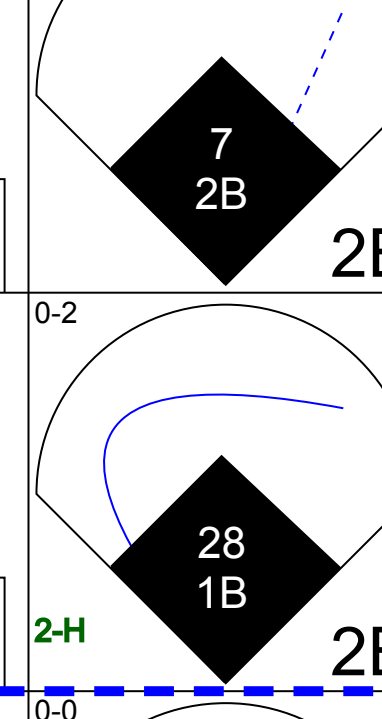
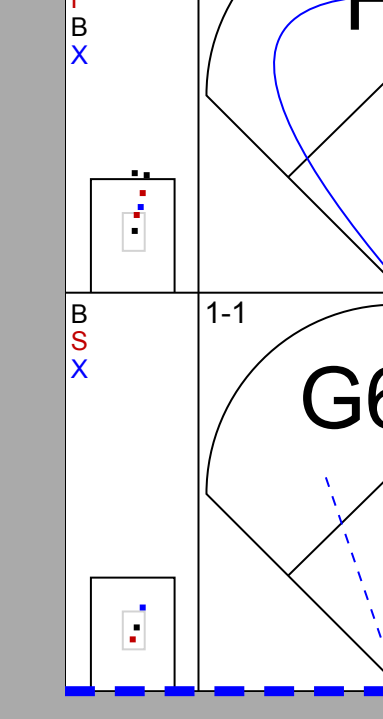
AB 28
R 2
H 4
RBI 2
BB 2
SO 10
LOB 10



Batter	1	2	3	4	5	6	7	8	9	AB	R	H	RBI	BB	SO	LOB	TOP															
Brady Clark, R OBP: 0.388, SLG: 0.442 (1, 8)	G3-1		1B			BB		1B		3	0	2	0	1	0	0	Milwaukee Brewers @ Chicago Cubs Wrigley Field, Chicago, IL Wed Jun 29 2005, 1:20 PM CDT Att: 38,846 - Sunny - 86 F															
23 Rickie Weeks Jr., R OBP: 0.394, SLG: 0.390 (1, 4)	F9		K			K		SH5-4		3	0	0	0	0	2	3																
2 Bill Hall, R OBP: 0.335, SLG: 0.549 (1, 5)	K				HR	F9		G4-3		4	1	1	1	0	1	2																
Carlos Lee, R OBP: 0.338, SLG: 0.544 (1, 7)		G5-3			F9					3	0	0	0	1	1	1																
Lyle Overbay, L OBP: 0.393, SLG: 0.474 (1, 3)	K				F8					4	1	1	1	0	2	2																
Geoff Jenkins, L OBP: 0.333, SLG: 0.383 (1, 9)	K				K					3	0	0	0	1	3	0																
7 J.J. Hardy, R OBP: 0.287, SLG: 0.253 (1, 6)										3	0	0	0	1	2	1																
Chad Moeller, R OBP: 0.234, SLG: 0.295 28 Prince Fielder, L OBP: 0.290, SLG: 0.520 Damian Miller, R OBP: 0.335, SLG: 0.386 (1, 2)										3	0	1	0	0	1	1																
15 Ben Sheets, R (1, 1)										1	0	0	0	0	1	1																
Wes Helms, R OBP: 0.326, SLG: 0.500 Matt Wise, R (7, PH)										0	0	0	0	0	0	0																
Chris Magruder, S OBP: 0.277, SLG: 0.355 Julio Santana, R (9, 1)										1	0	0	0	0	1	1																
Julio Santana, R (9, 1)										0	0	0	0	0	0	0																
Inning Stats	R: 0 E: 0 K: 1 S: 10	H: 0 LOB: 0 BB: 0 P: 13	R: 0 E: 0 K: 2 S: 10	H: 0 LOB: 0 BB: 0 P: 12	R: 0 E: 0 K: 3 S: 12	H: 1 LOB: 2 BB: 1 P: 18	R: 1 E: 0 K: 1 S: 13	H: 1 LOB: 0 BB: 0 P: 20	R: 0 E: 0 K: 0 S: 8	H: 0 LOB: 1 BB: 1 P: 8	R: 1 E: 0 K: 2 S: 18	H: 2 LOB: 1 BB: 0 P: 26	R: 0 E: 0 K: 1 S: 10	H: 1 LOB: 2 BB: 1 P: 14	R: 0 E: 0 K: 3 S: 13	H: 0 LOB: 1 BB: 1 P: 21	1B: 3 2B: 0 3B: 0 HR: 2	SF: 0 SAC: 1 DP: 0 HBP: 0	WP: 0 PB: 0 SB: 0 CS: 0	PA: 36												
PITCHER	IP WLS BF H R ER SO BB IBB HBP BLK WP HR S P ERA WHIP																															
34 Kerry Wood, R ERA: 5.29	6.0	22	2	1	1	9	2	0	0	0	0	0	1	65	91	1.50	0.667															
Glendon Rusch, L ERA: 3.2	1.0	5	2	1	1	2	0	0	0	1	0	1	18	26	9.00	2.000																
43 Michael Wuerz, R ERA: 3.97	0.2	4	1	0	0	0	0	1	0	0	0	0	7	11	0.00	1.500																
13 Will Ohman, L ERA: 2.12	0.1	1	0	0	0	1	0	0	0	0	0	3	3	0.00	0.000																	
44 Roberto Novoa, R ERA: 3.27	1.0	4	0	0	0	3	1	0	0	0	0	0	13	21	0.00	1.000																

Batter	1	2	3	4	5	6	7	8	9	AB	R	H	RBI	BB	SO	LOB	BOTTOM															
Corey Patterson, L OBP: 0.277, SLG: 0.390 (1, 8)	P3		K			S		F8		3	0	0	0	1	1	1	Milwaukee Brewers @ Chicago Cubs Wrigley Field, Chicago, IL Wed Jun 29 2005, 1:20 PM CDT Att: 38,846 - Sunny - 86 F															
Neftali Perez, S OBP: 0.300, SLG: 0.394 (1, 6)	L9		25 CS			K		L8		4	0	1	0	0	1	2																
25 Derrek Lee, R OBP: 0.461, SLG: 0.717 (1, 3)	G4-3		CS		G4-3			G6-3		4	0	1	0	0	0	1																
Jeromy Burnitz, L OBP: 0.332, SLG: 0.483 (1, 9)		F9				HR		G5-3-6		3	2	1	1	1	0	1																
16 Aramis Ramirez, R OBP: 0.357, SLG: 0.555 (1, 5)		P4				K		K		4	0	0	0	0	2	1																
Todd Walker, L OBP: 0.370, SLG: 0.491 (1, 4)		2B				2B		G4-3		4	1	3	0	0	0	0																
Todd Hollandsworth, L OBP: 0.313, SLG: 0.395 (1, 7)		2H				F7		F8		4	0	2	2	0	0	1																
Michael Barrett, R OBP: 0.302, SLG: 0.455 (1, 2)		K				F9		G5-3		3	0	0	0	0	1	1																
34 Kerry Wood, R OBP: 0.345, SLG: 0.200 Glendon Rusch, L OBP: 0.175, SLG: 0.199 43 Michael Wuerz, R OBP: 0.335, SLG: 0.386 13 Will Ohman, L OBP: 0.335, SLG: 0.386 5 Ronny Cedeno, R OBP: 0.335, SLG: 0.386 44 Roberto Novoa, R OBP: 0.335, SLG: 0.386 (1, 1)						G5-3				2	0	0	0	0	0	0																
Inning Stats	R: 0 E: 0 K: 0 S: 7	H: 2 LOB: 1 BB: 0 P: 10	R: 1 E: 0 K: 1 S: 14	H: 2 LOB: 0 BB: 0 P: 22	R: 0 E: 0 K: 1 S: 9	H: 1 LOB: 0 BB: 0 P: 12	R: 1 E: 0 K: 1 S: 14	H: 2 LOB: 1 BB: 0 P: 23	R: 0 E: 0 K: 1 S: 14	H: 0 LOB: 0 BB: 1 P: 22	R: 0 E: 0 K: 0 S: 8	H: 1 LOB: 0 BB: 0 P: 13	R: 0 E: 0 K: 0 S: 9	H: 0 LOB: 0 BB: 0 P: 15	R: 0 E: 0 K: 0 S: 7	H: 0 LOB: 1 BB: 1 P: 15		R: 1 E: 0 K: 0 S: 7	H: 2 LOB: 2 BB: 1 P: 14	1B: 5 2B: 3 3B: 0 HR: 1	SF: 0 SAC: 0 DP: 1 HBP: 0	WP: 0 PB: 0 SB: 2 CS: 1	PA: 35									
PITCHER	IP WLS BF H R ER SO BB IBB HBP BLK WP HR S P ERA WHIP																															
15 Ben Sheets, R ERA: 3.63	6.0	23	6	2	2	5	1	0	0	0	0	0	1	66	102	3.00	1.167															
Matt Wise, R ERA: 2.52	2.0	7	0	0	0	0	1	0	0	0	0	0	16	30	0.00	0.500																
Julio Santana, R ERA: 3.76	0.1	L	4	2	1	1	0	1	0	0	0	0	7	14	27.00	9.000																

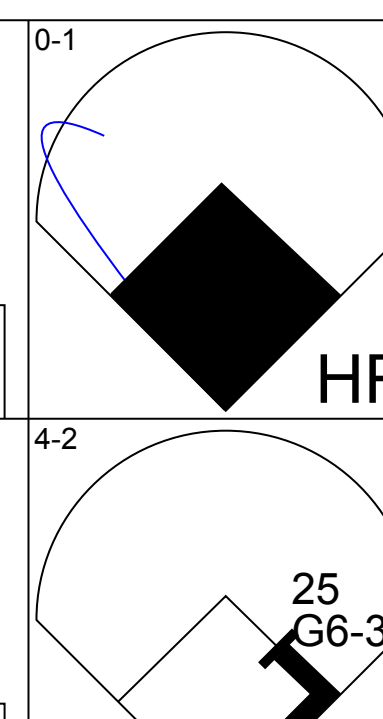
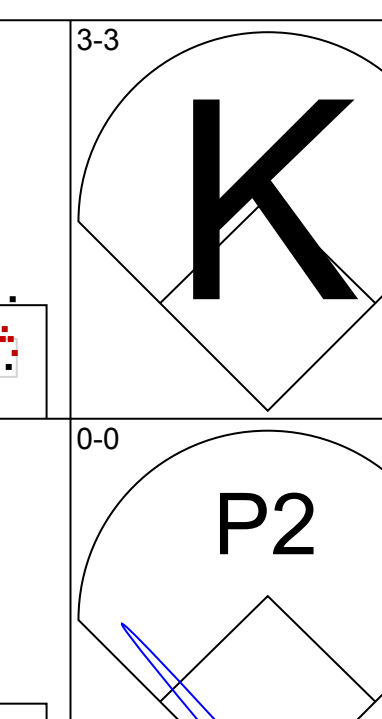
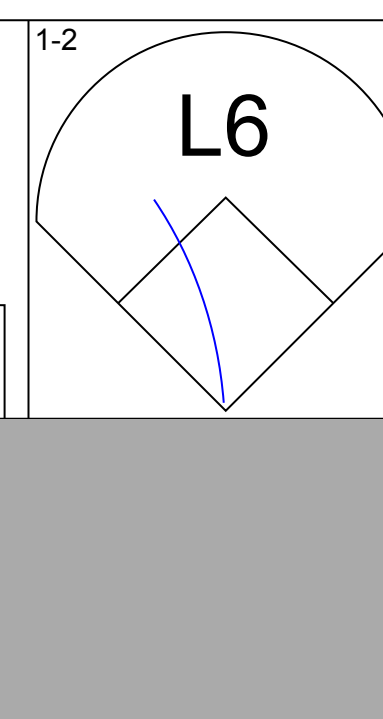
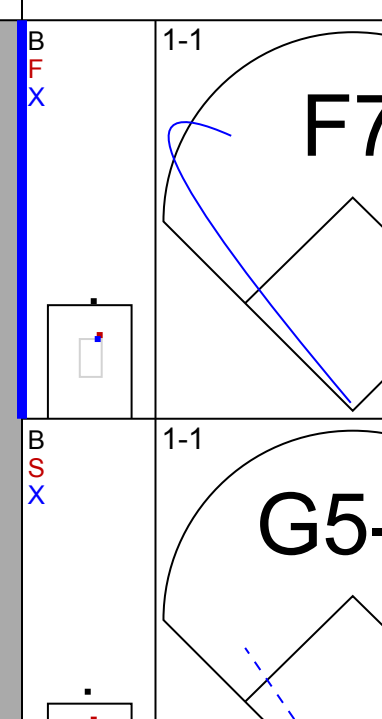
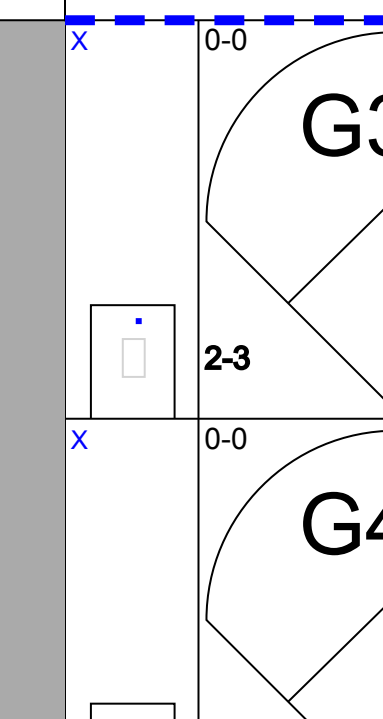
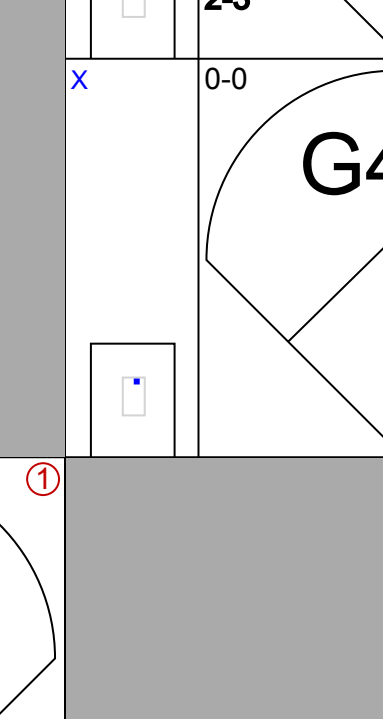
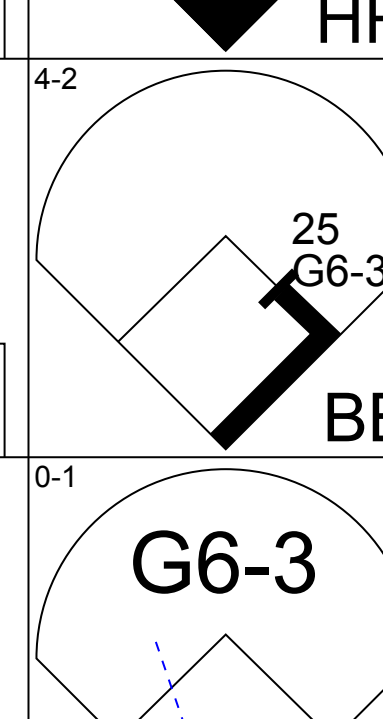
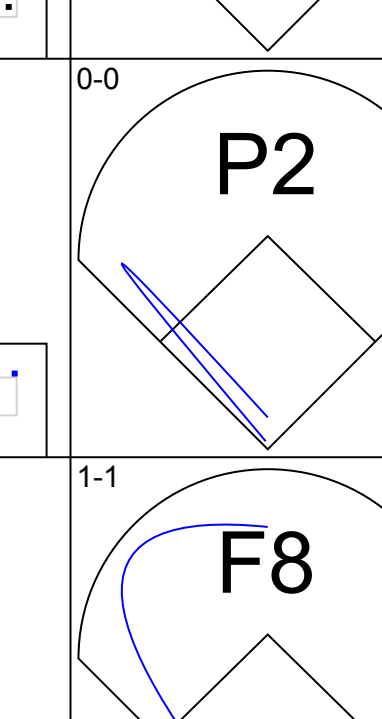
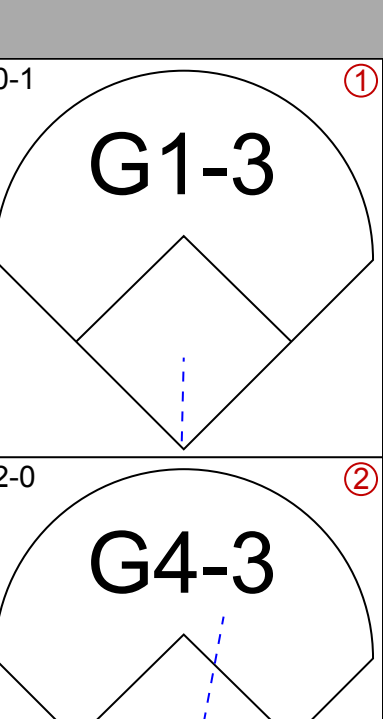
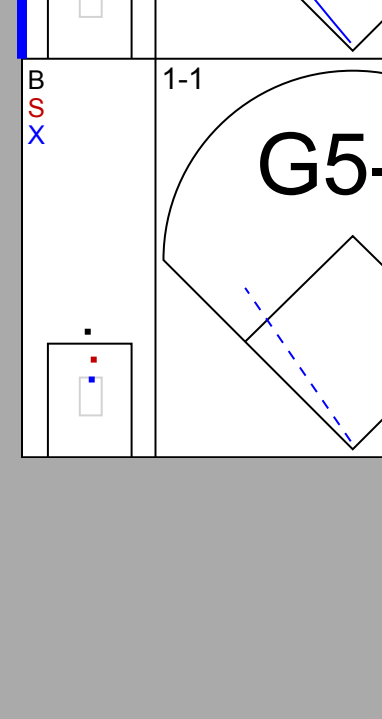
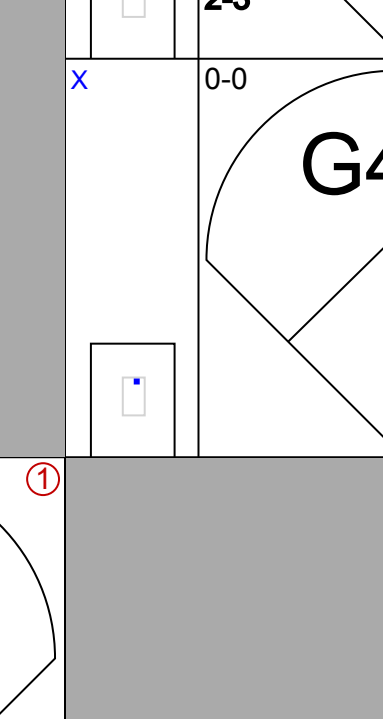
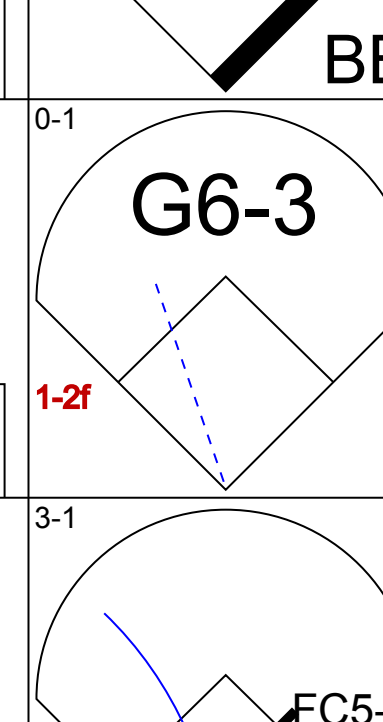
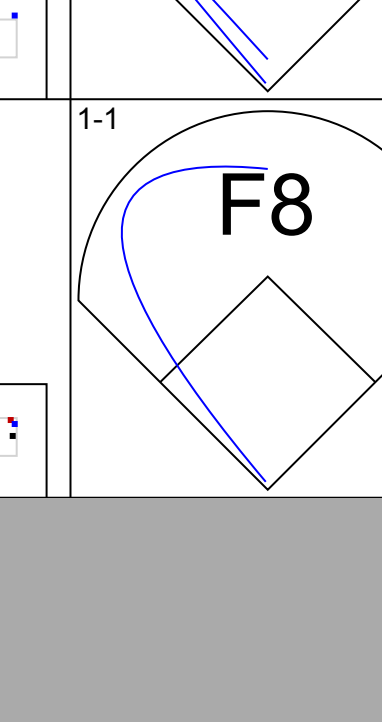
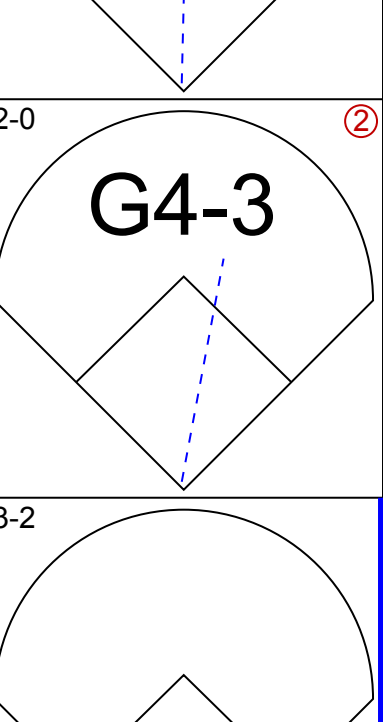
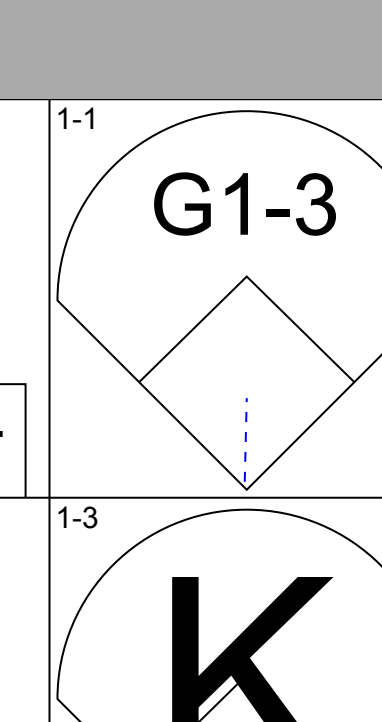
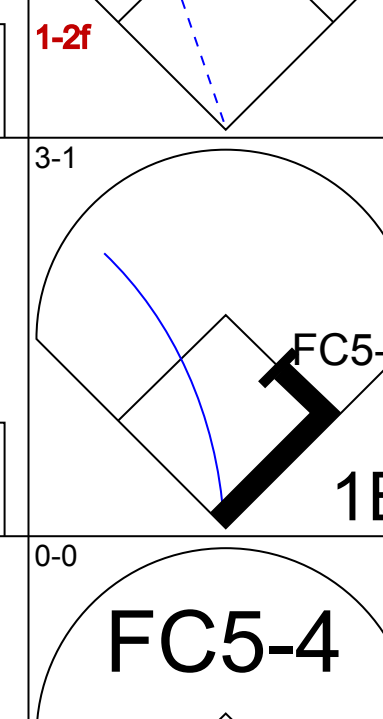
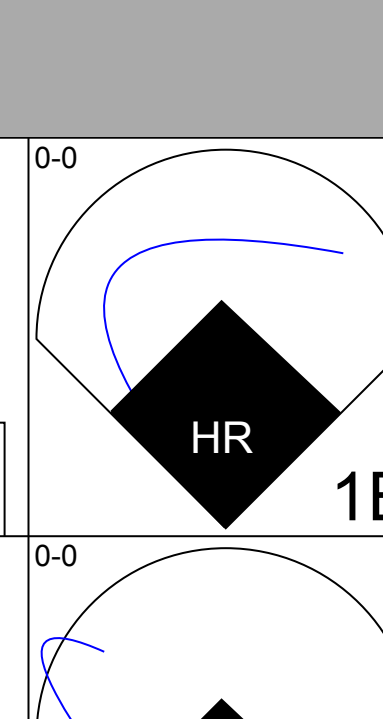
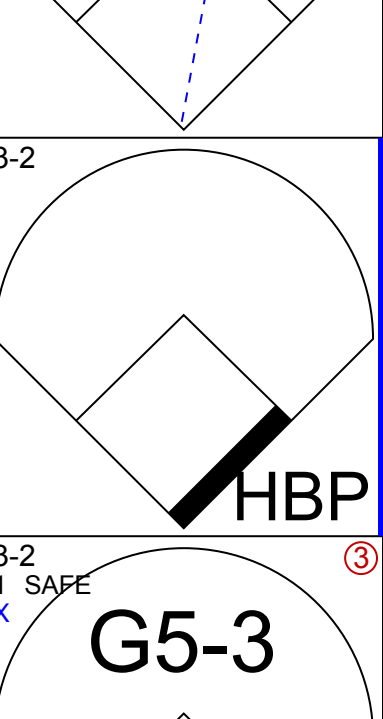
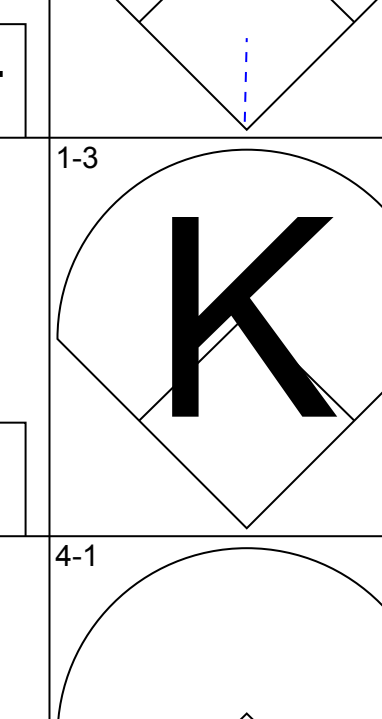
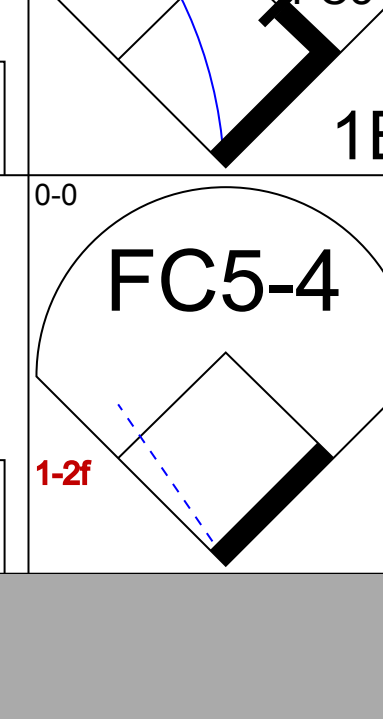
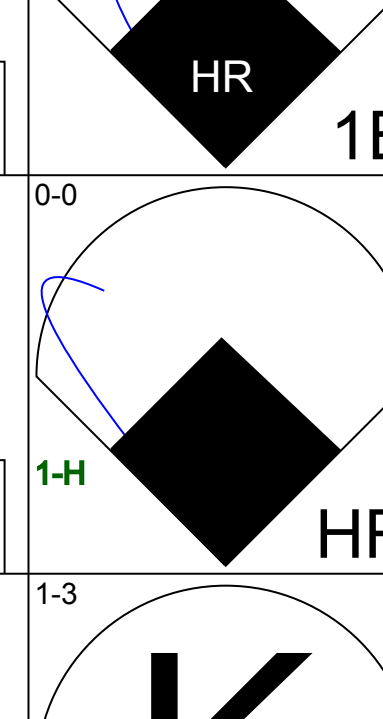
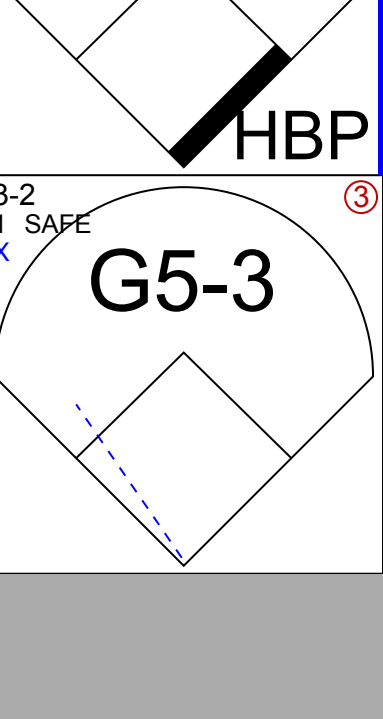
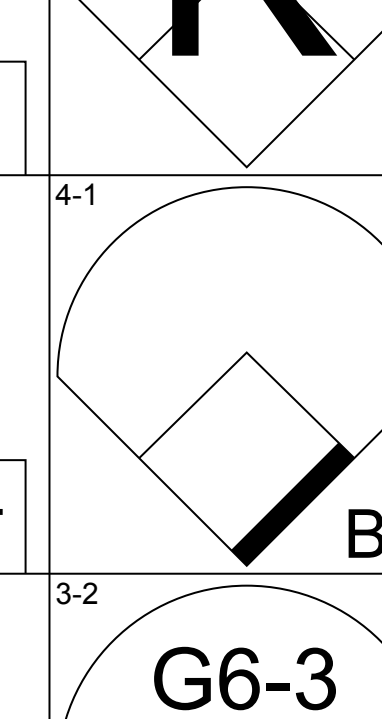
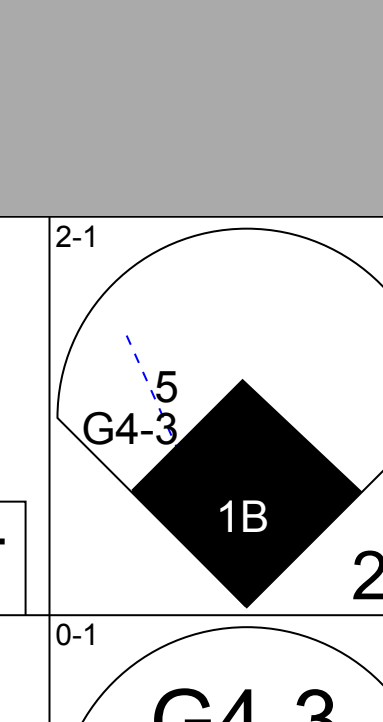
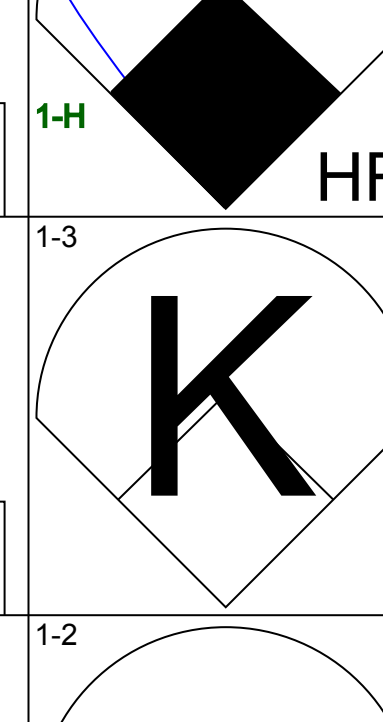
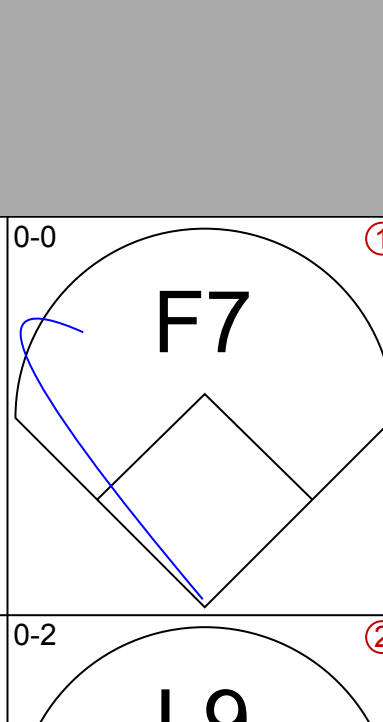
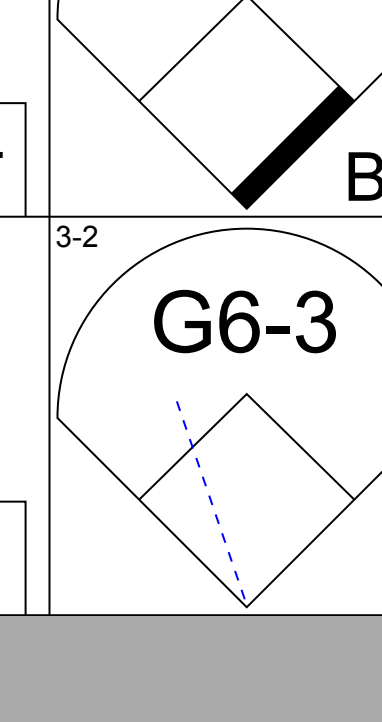
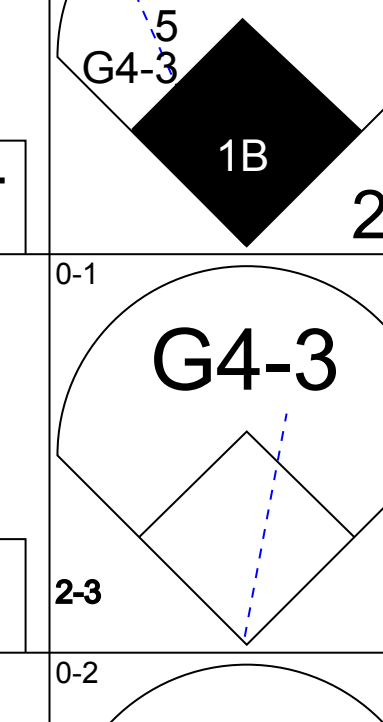
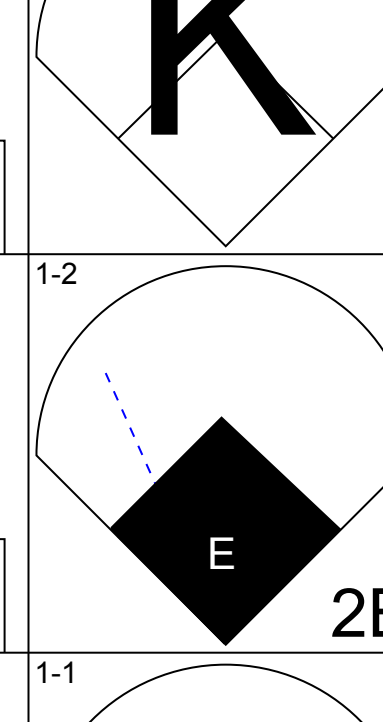
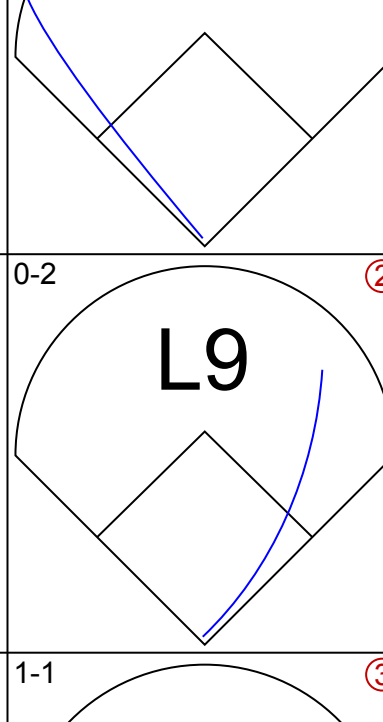
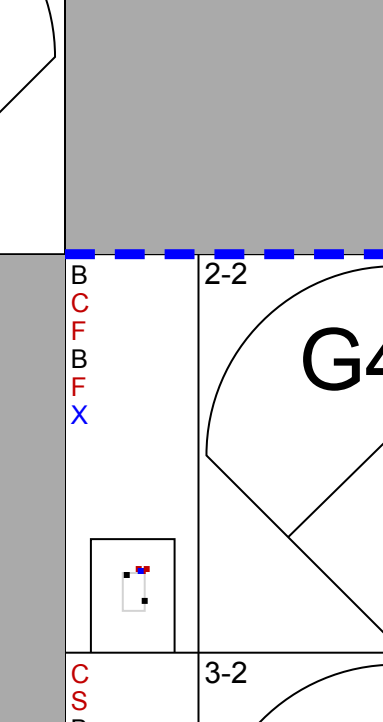
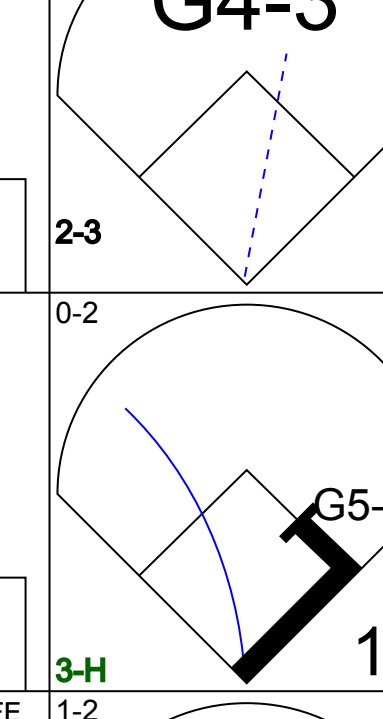
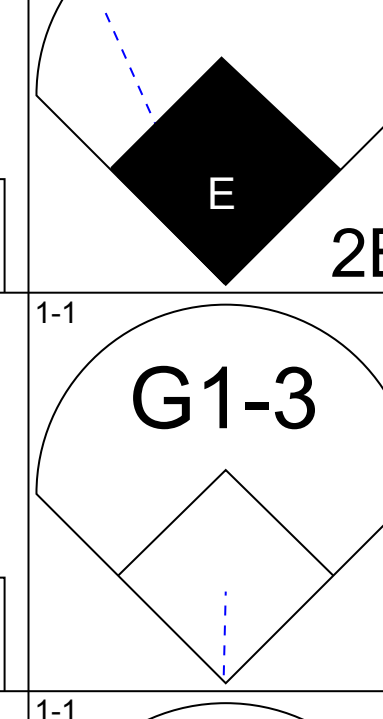
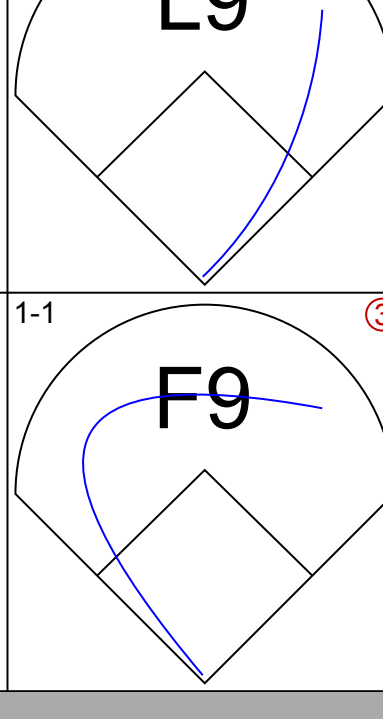
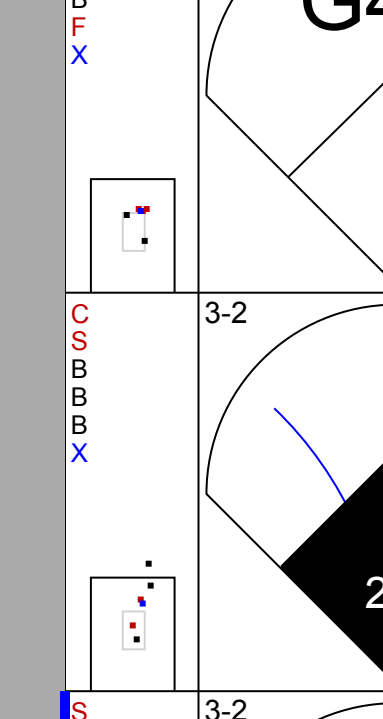


Batter	1	2	3	4	5	6	7	8	9	AB	R	H	RBI	BB	SO	LOB	TOP					
Brady Clark, R OBP: 0.383, SLG: 0.435										5	0	0	0	0	2	4						
23 Rickie Weeks Jr., R OBP: 0.356, SLG: 0.591										5	1	2	0	0	1	1						
2 Bill Hall, R OBP: 0.332, SLG: 0.541										5	1	1	0	0	1	3						
Carlos Lee, R OBP: 0.339, SLG: 0.561										5	2	2	3	0	1	2						
Lyle Overbay, L OBP: 0.389, SLG: 0.466										4	0	0	0	1	2	1						
Damian Miller, R OBP: 0.342, SLG: 0.409										5	2	3	2	0	1	1						
Geoff Jenkins, L OBP: 0.341, SLG: 0.401										4	2	3	0	0	0	0						
7 J.J. Hardy, R OBP: 0.290, SLG: 0.264										5	2	2	2	0	0	4						
39 Chris Capuano, L OBP: 0.121, SLG: 0.156										3	0	2	2	0	1	1						
28 Prince Fielder, L OBP: 0.308, SLG: 0.538										1	0	1	1	0	0	0						
Ricky Bottalico, L Tommy Phelps, L Derrick Turnbow, R										0	0	0	0	0	0	0						
										0	0	0	0	0	0	0						
										0	0	0	0	0	0	0						
Inning Stats	R: 2 E: 0 K: 1 S: 11	H: 2 LOB: 0 BB: 0 P: 17	R: 3 E: 0 K: 0 S: 14	H: 4 LOB: 0 BB: 0 P: 20	R: 0 E: 0 K: 0 S: 12	H: 1 LOB: 1 BB: 0 P: 16	R: 0 E: 0 K: 1 S: 9	H: 1 LOB: 1 BB: 0 P: 13	R: 1 E: 0 K: 0 S: 14	H: 2 LOB: 3 BB: 1 P: 22	R: 0 E: 0 K: 2 S: 9	H: 1 LOB: 1 BB: 0 P: 12	R: 3 E: 0 K: 2 S: 20	H: 4 LOB: 1 BB: 0 P: 27	R: 1 E: 0 K: 1 S: 11	H: 1 LOB: 0 BB: 0 P: 17	R: 0 E: 0 K: 1 S: 8	H: 0 LOB: 0 BB: 0 P: 14	1B: 9 2B: 4 3B: 0 HR: 3	SF: 0 SAC: 0 DP: 1 HBP: 1	WP: 0 PB: 0 SB: 3 CS: 0	PA: 44
PITCHER	IP	WLS	BF	H	R	ER	SO	BB	IBB	HBP	BLK	WP	HR	S	P	ERA	WHIP					
Greg Maddux, R ERA: 4.87	5.0	L	26	10	6	6	2	0	1	1	0	0	1	60	88	10.80	2.000					
Sergio Mitre, R ERA: 5.6	1.2		9	4	3	3	4	0	0	0	0	0	1	26	35	16.20	2.400					
Mike Remlinger, L ERA: 5.57	0.1		2	1	0	0	0	0	0	0	0	0	0	3	4	0.00	3.000					
43 Michael Wuerz, R ERA: 4.11	1.0		4	1	1	1	2	0	0	0	0	0	1	11	17	9.00	1.000					
13 Will Ohman, L ERA: 2.0	1.0		3	0	0	0	1	0	0	0	0	0	0	8	14	0.00	0.000					

Milwaukee Brewers @ Chicago Cubs
Wrigley Field, Chicago, IL
Thu Jun 30 2005, 1:20 PM CDT
Att: 38,631 - Sunny - 89 F

AB 42
R 10
H 16
RBI 10
BB 1
SO 9
LOB 17

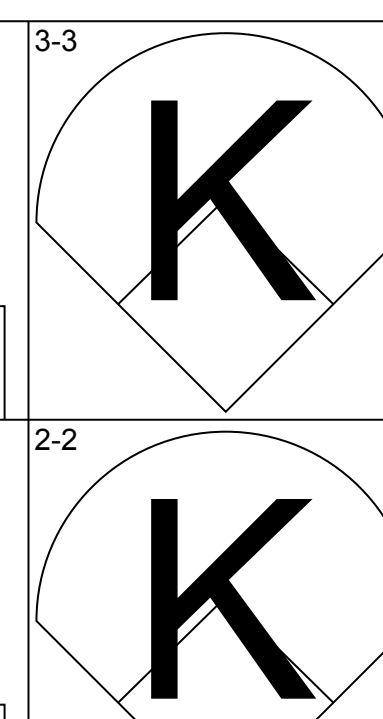
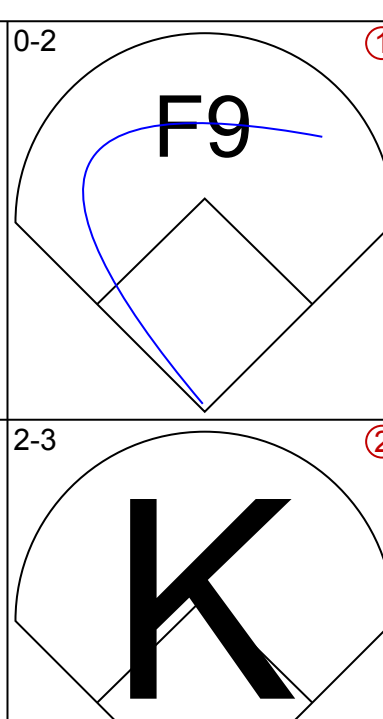
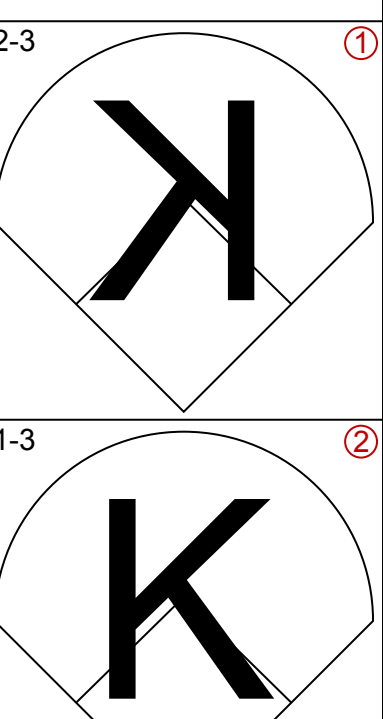
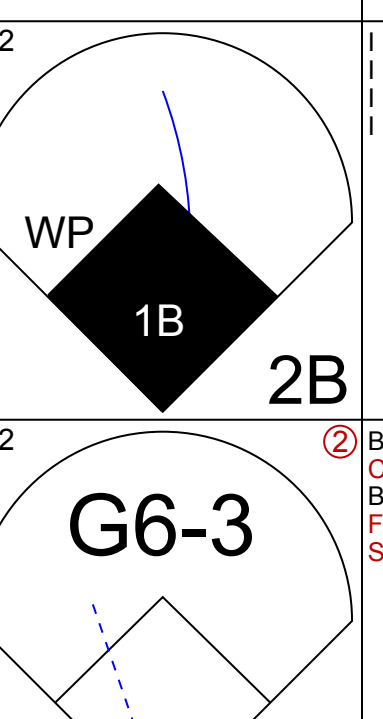

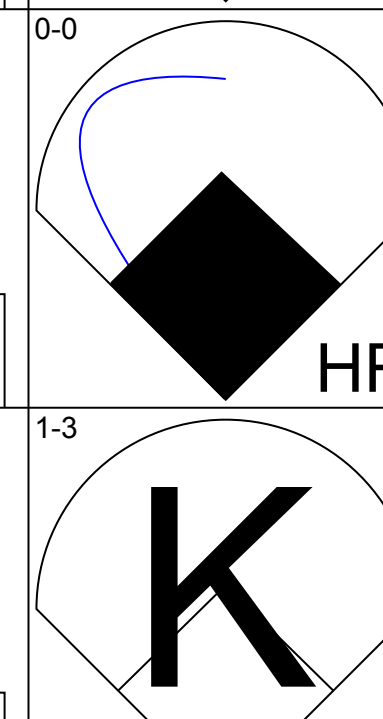
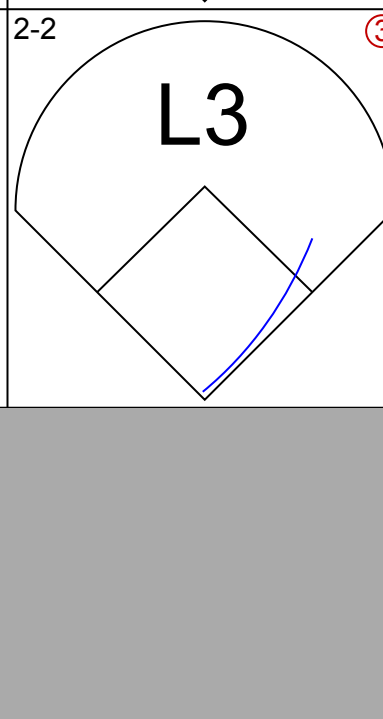

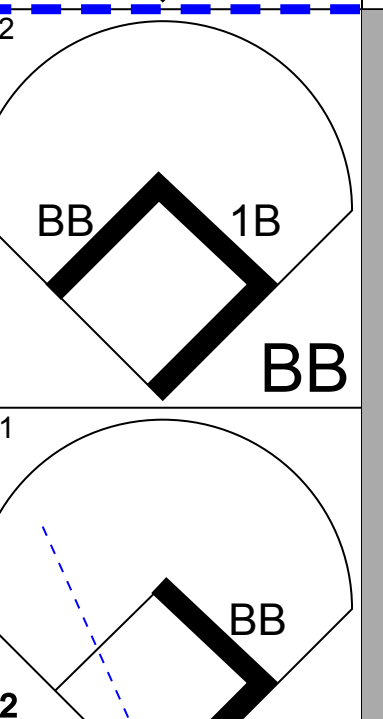
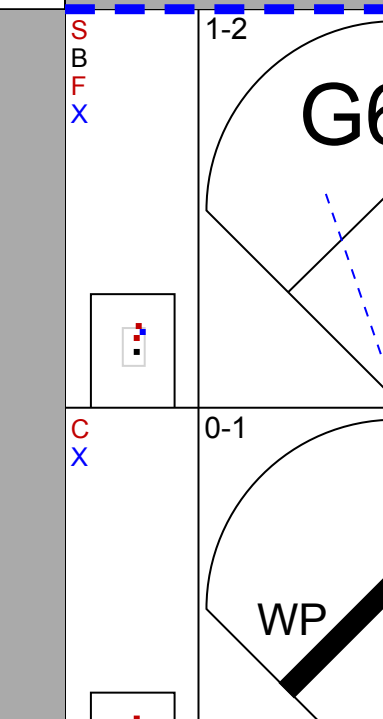




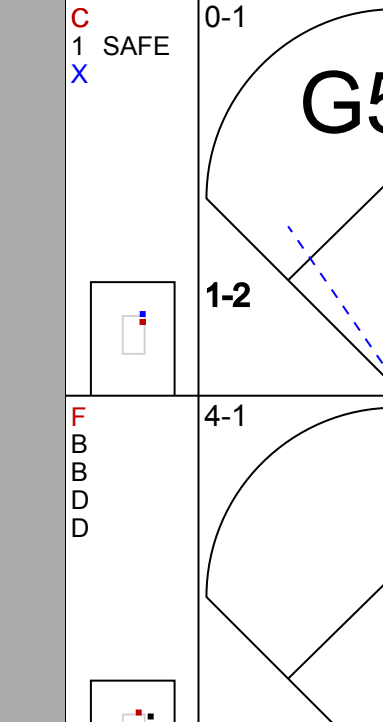

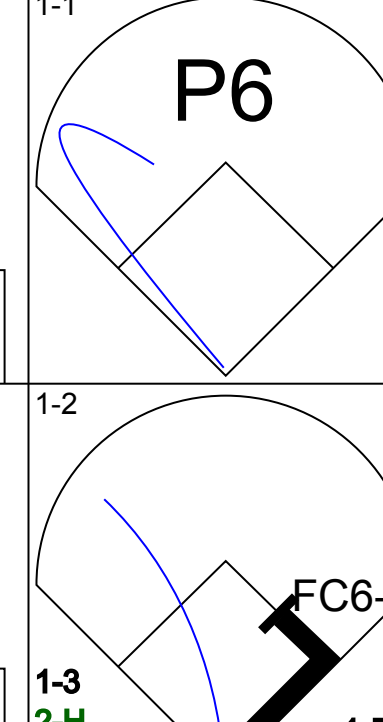
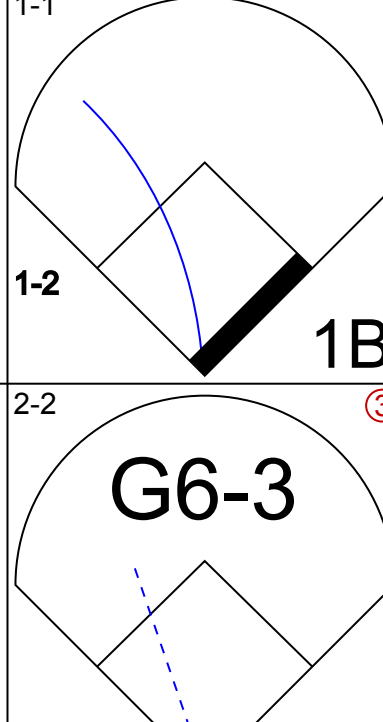
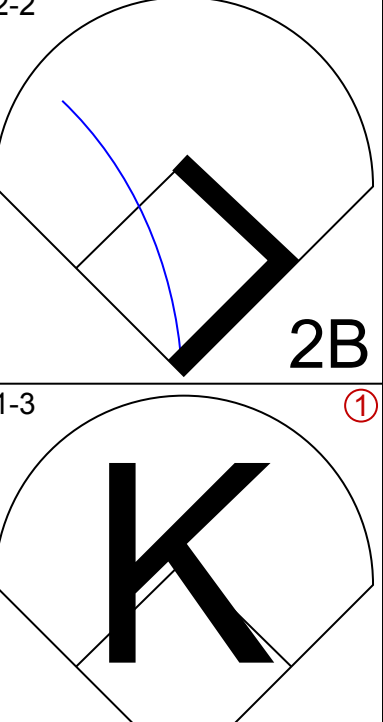
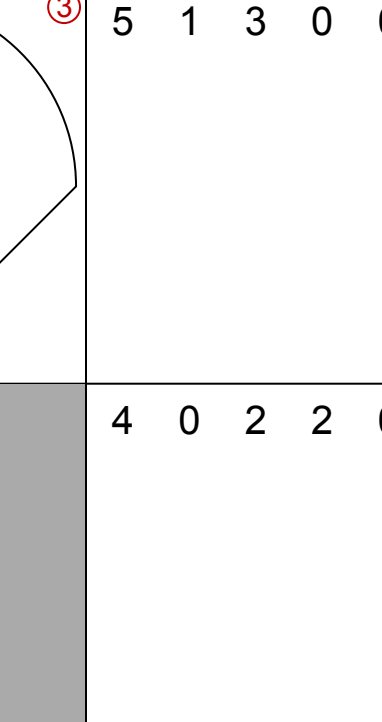
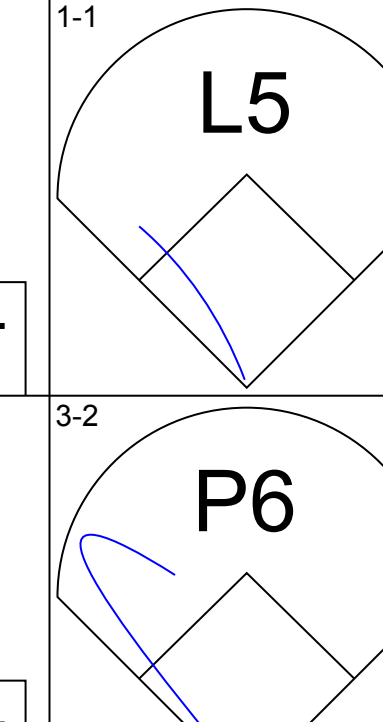
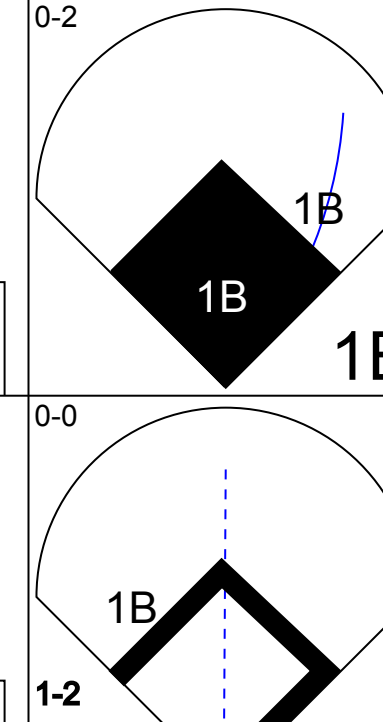
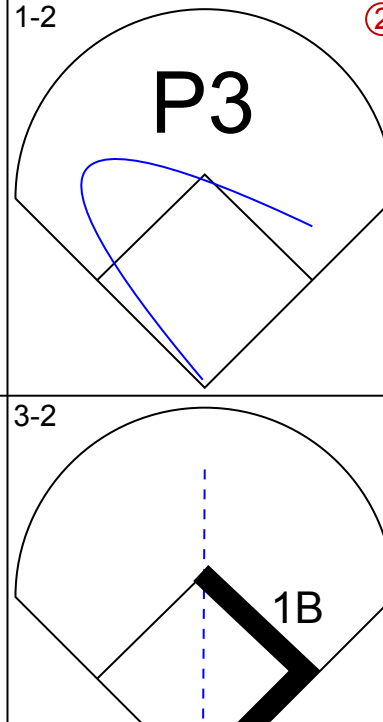

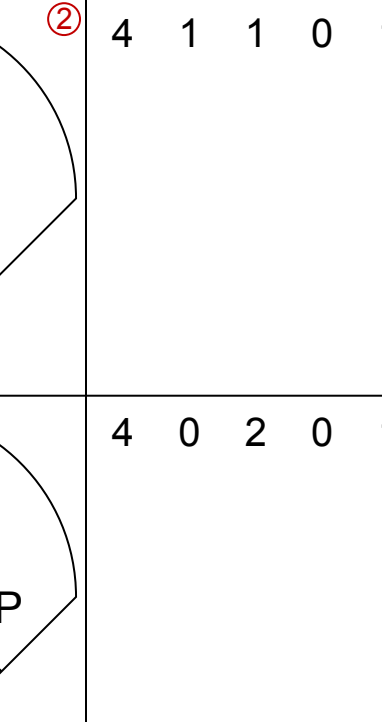
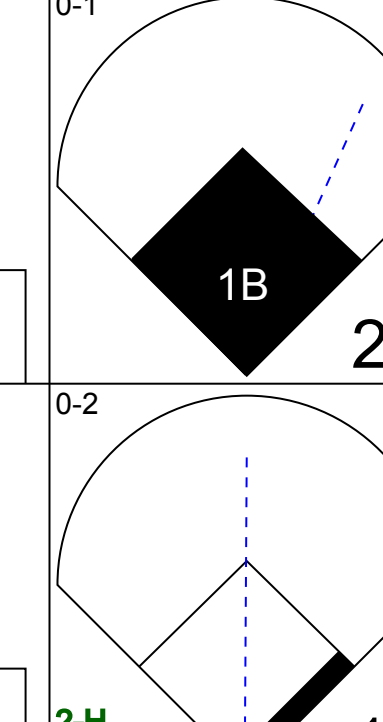
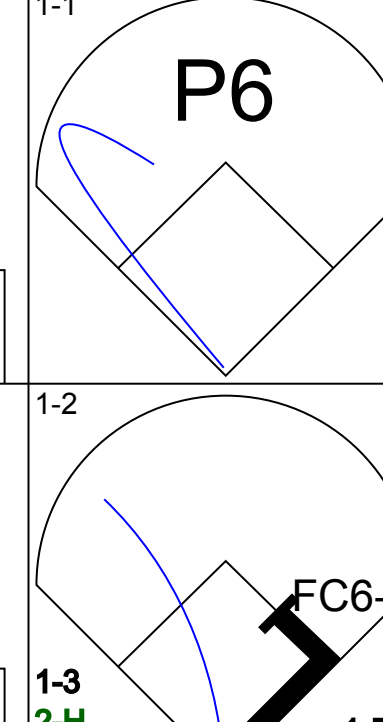
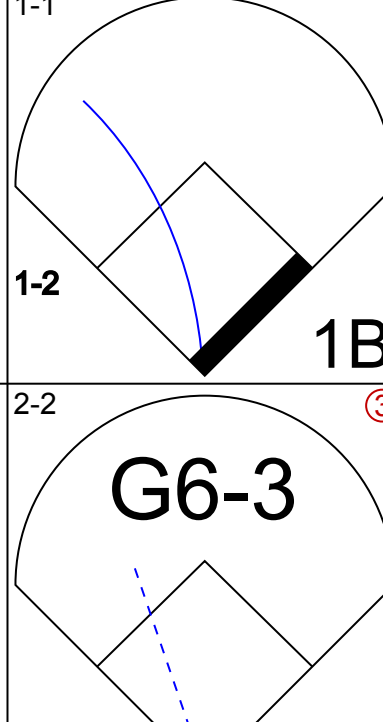
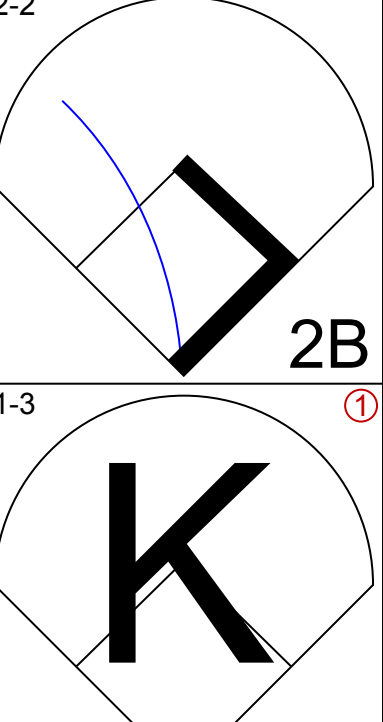
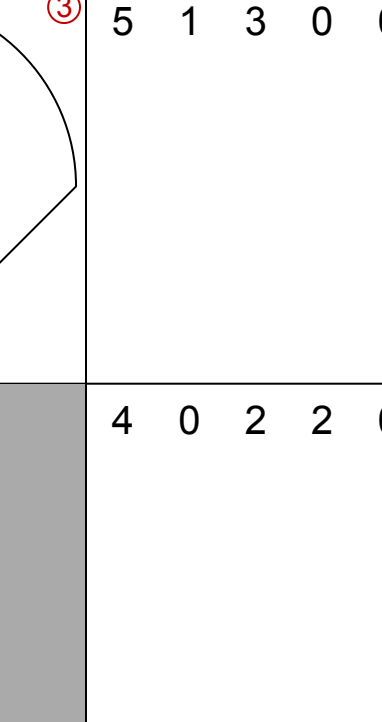
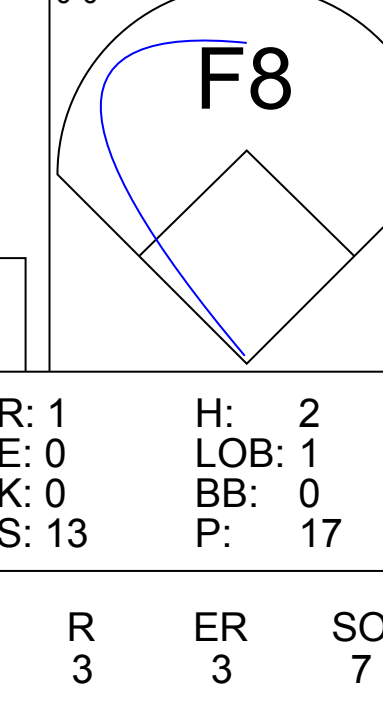
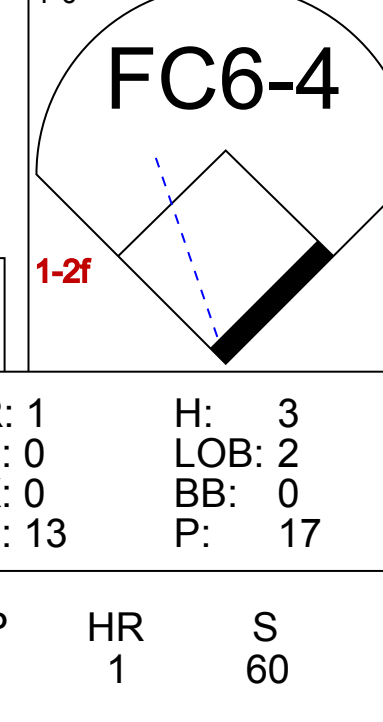
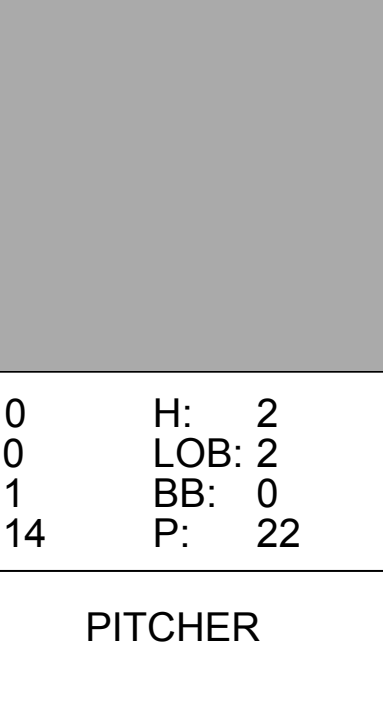
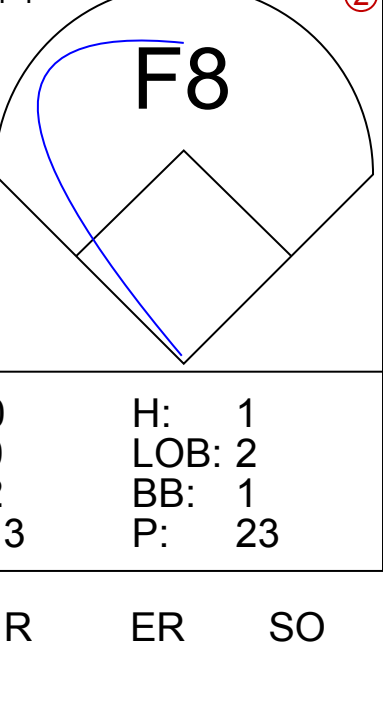
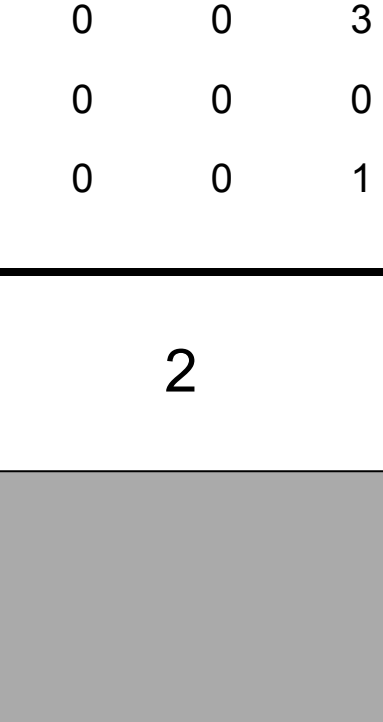
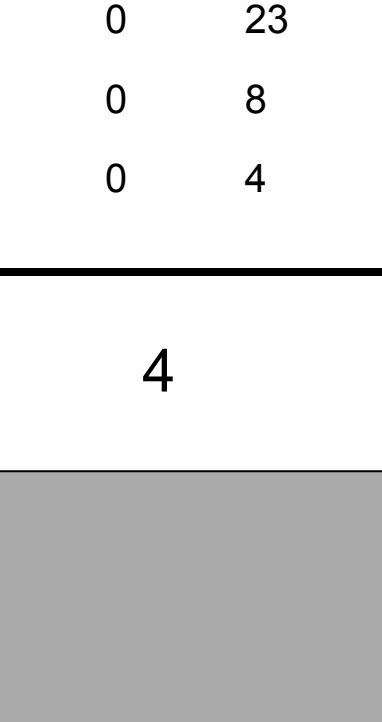
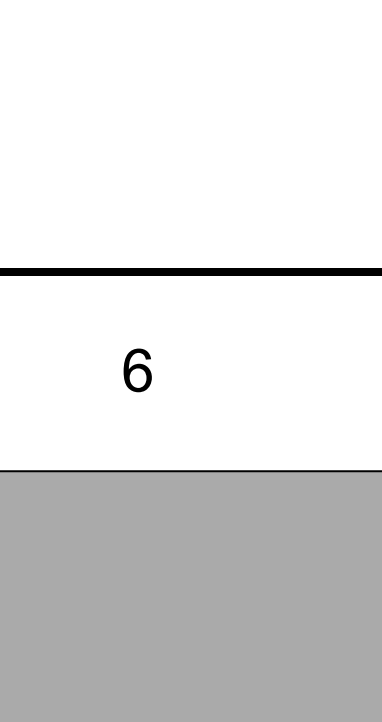
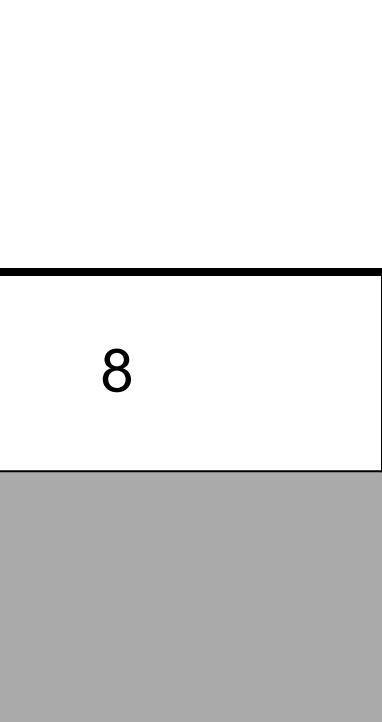
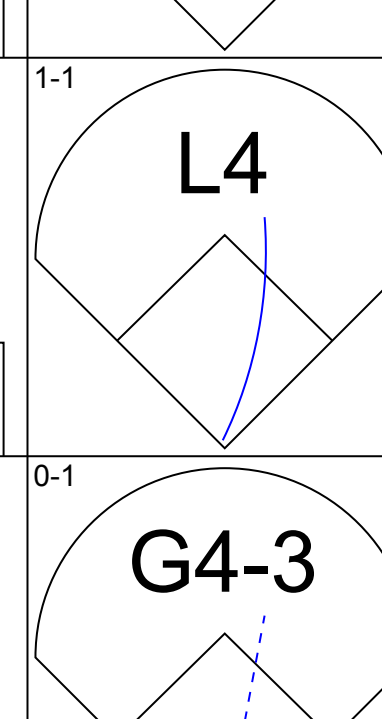

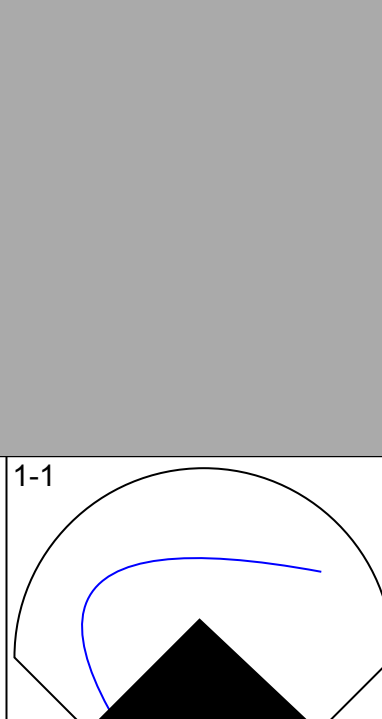
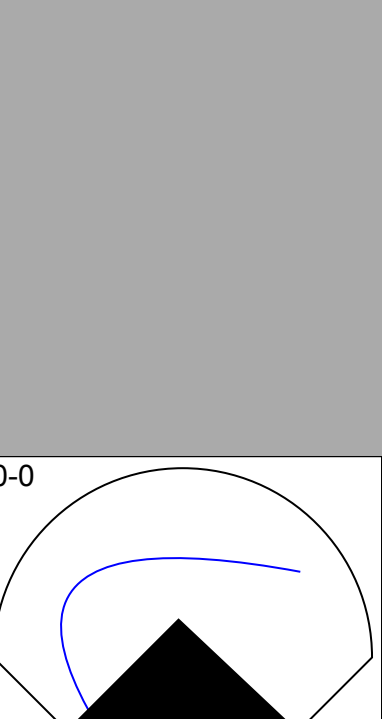
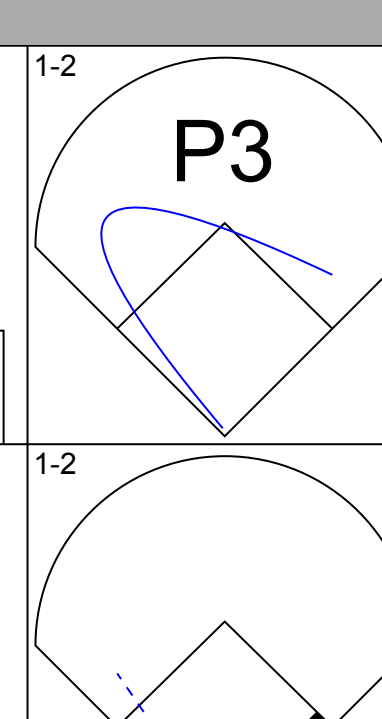


Batter	1	2	3	4	5	6	7	8	9	AB	R	H	RBI	BB	SO	LOB	BOTTOM					
Jerry Hairston, R OBP: 0.360, SLG: 0.382										3	1	1	1	0	1	1						
Todd Walker, L OBP: 0.364, SLG: 0.483										2	0	0	0	0	0	1						
Corey Patterson, L OBP: 0.276, SLG: 0.385										4	0	0	0	1	0	1						
25 Derrek Lee, R OBP: 0.456, SLG: 0.707										4	0	0	0	0	0	1						
16 Aramis Ramirez, R OBP: 0.363, SLG: 0.558										2	1	2	0	0	0	0						
Jeromy Burnitz, L OBP: 0.331, SLG: 0.481										1	0	0	0	0	1	0						
Michael Barrett, R OBP: 0.306, SLG: 0.467										3	1	1	2	1	0	2						
Jason Dubois, R OBP: 0.299, SLG: 0.489										4	1	1	0	0	1	1						
5 Ronny Cedeno, R OBP: 0.333, SLG: 0.500										4	1	1	0	0	0	1						
Jose Macias, S OBP: 0.290, SLG: 0.333										4	1	2	1	0	0	1						
Greg Maddux, R ERA: 4.161, SLG: 0.258										2	0	0	0	0	0	1						
Sergio Mitre, R ERA: 5.6										0	0	0	0	0	0	0						
Mike Remlinger, L ERA: 5.57										0	0	0	0	0	0	0						
Neil Perez, S ERA: 3.31										1	0	0	0	0	0	0						
43 Michael Wuerz, R ERA: 4.22										0	0	0	0	0	0	0						
13 Will Ohman, L ERA: 2.0										0	0	0	0	0	0	0						
Todd Hollandsworth, L ERA: 3.186, SLG: 0.583										1	0	1	1	0	0	0						
Inning Stats	R: 1 E: 0 K: 0 S: 9	H: 2 LOB: 1 BB: 1 P: 16	R: 1 E: 0 K: 0 S: 11	H: 2 LOB: 0 BB: 0 P: 14	R: 0 E: 0 K: 1 S: 7	H: 0 LOB: 0 BB: 0 P: 11	R: 3 E: 1 K: 1 S: 15	H: 3 LOB: 1 BB: 0 P: 20	R: 0 E: 0 K: 0 S: 10	H: 0 LOB: 0 BB: 0 P: 18	R: 0 E: 0 K: 0 S: 6	H: 0 LOB: 0 BB: 0 P: 7	R: 0 E: 0 K: 0 S: 10	H: 0 LOB: 1 BB: 1 P: 19	R: 0 E: 0 K: 0 S: 12	H: 2 LOB: 1 BB: 0 P: 20	1B: 3 2B: 4 3B: 0 HR: 2	SF: 0 SAC: 0 DP: 2 HBP: 1	WP: 0 PB: 0 SB: 0 CS: 0	PA: 38		
PITCHER	IP	WLS	BF	H	R	ER	SO	BB	IBB	HBP	BLK	WP	HR	S	P	ERA	WHIP					
39 Chris Capuano, L ERA: 3.38	6.0	W	26	7	5	4	2	1	0	1	0	0	2	58	86	6.00	1.333					
Ricky Bottalico, R ERA: 3.31	2.0		7	0	0	0	1	1	0	0	0	0	0	16	28	0.00	0.500					
Tommy Phelps, L ERA: 4.22	0.1		3	2	1	1	0	0	0	0	0	0	0	10	18	27.00	6.000					
Derrick Turnbow, R ERA: 2.81	0.2		2	0	0	0	0	0	0	0	0	0	0	2	2	0.00	0.000					

Milwaukee Brewers @ Chicago Cubs
Wrigley Field, Chicago, IL
Thu Jun 30 2005, 1:20 PM CDT
Att: 38,631 - Sunny - 89 F

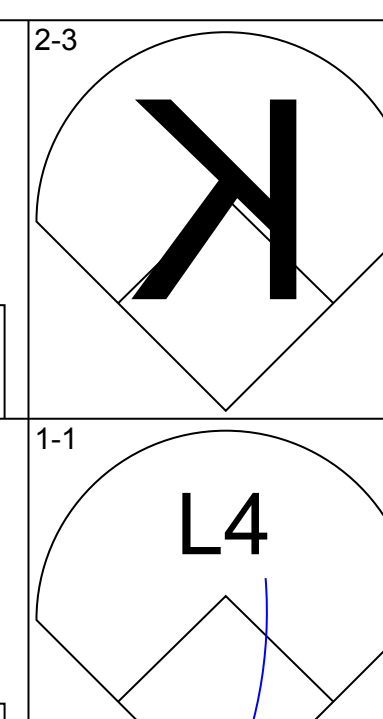
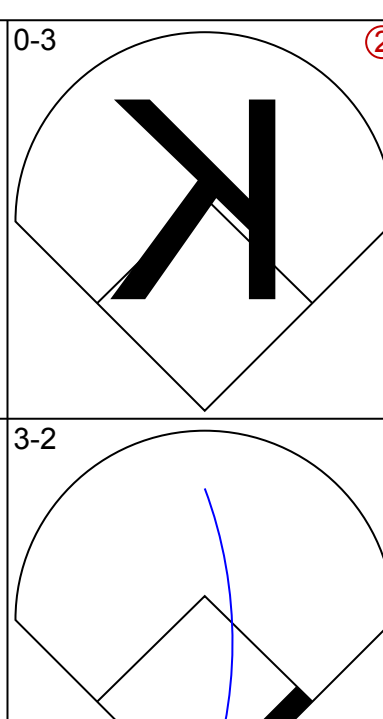
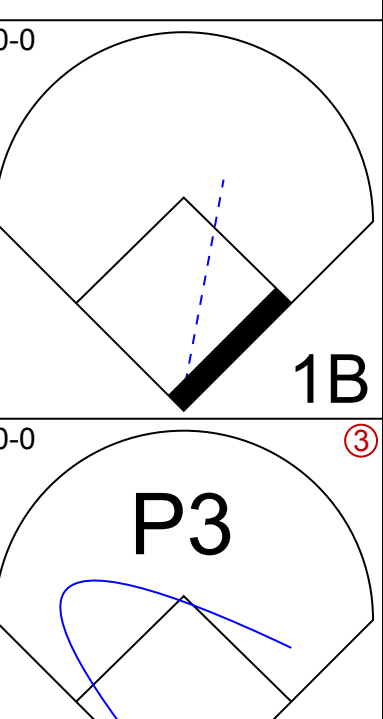
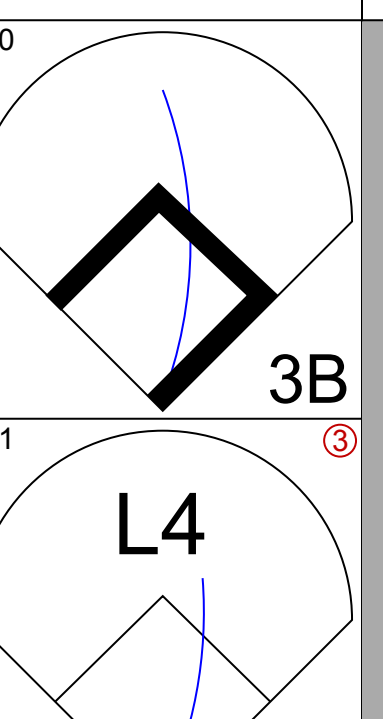
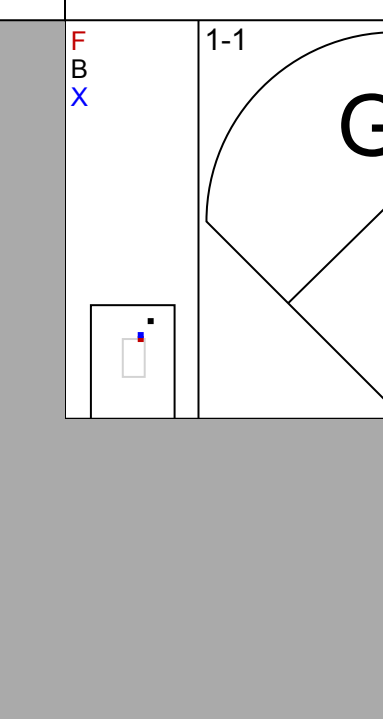
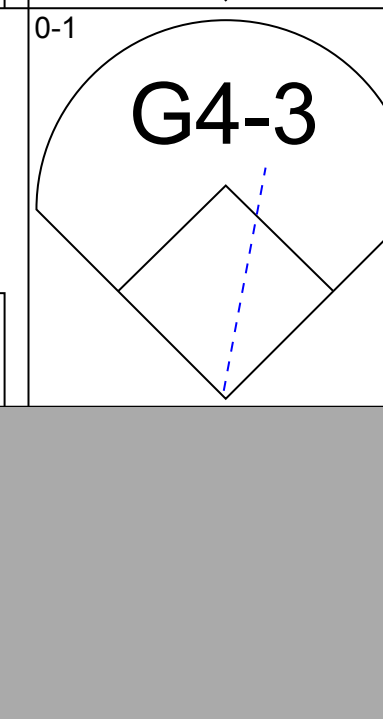
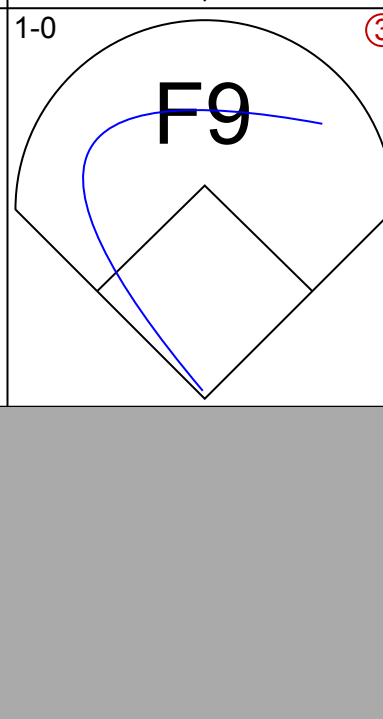






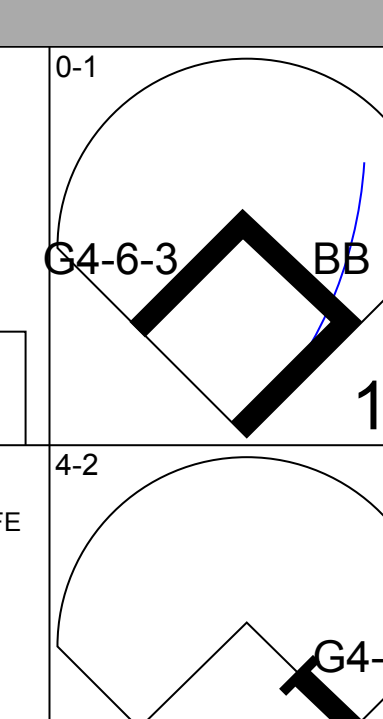
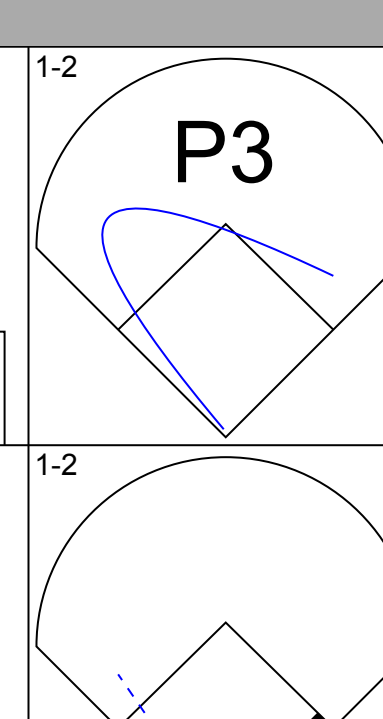
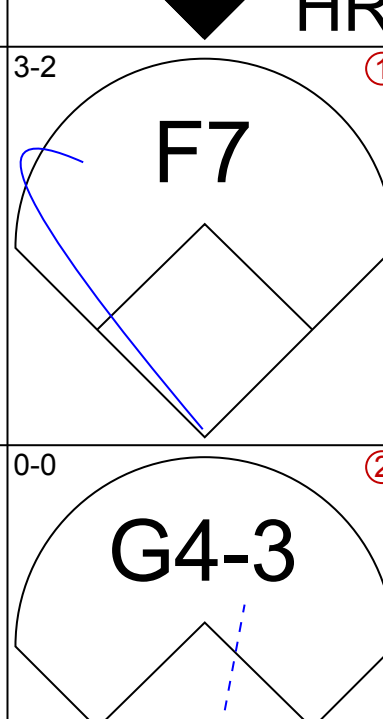
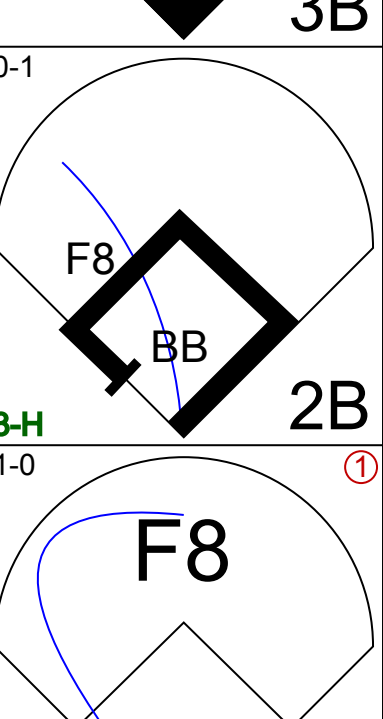
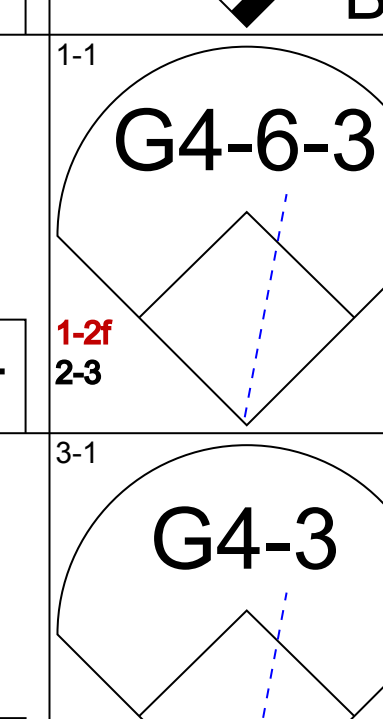
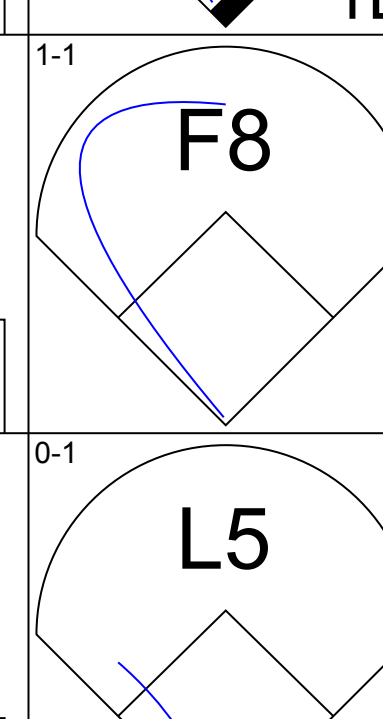
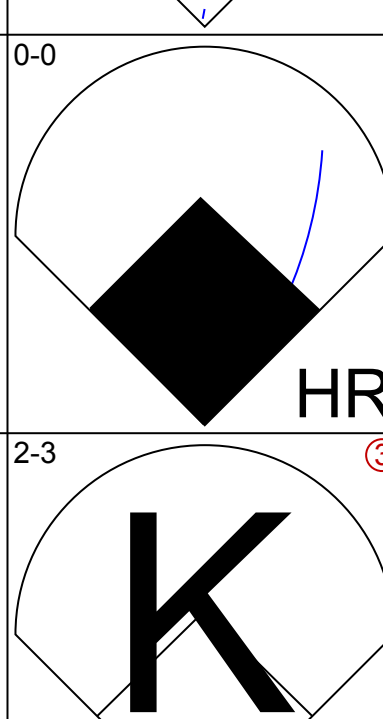
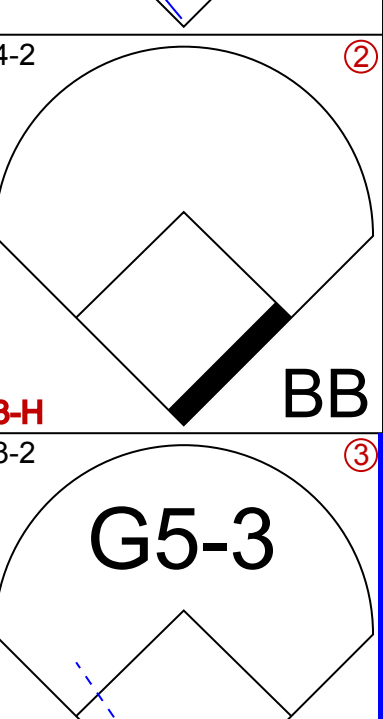




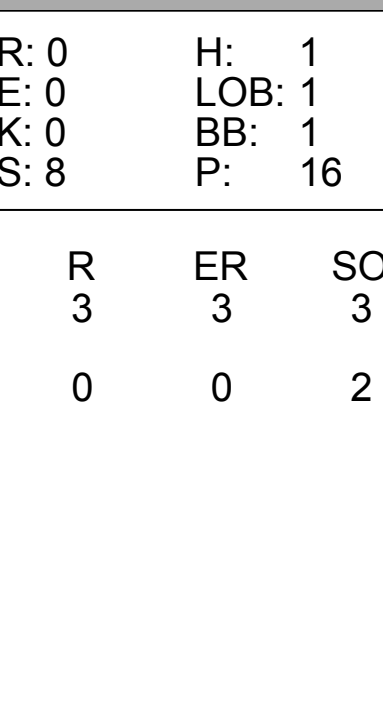
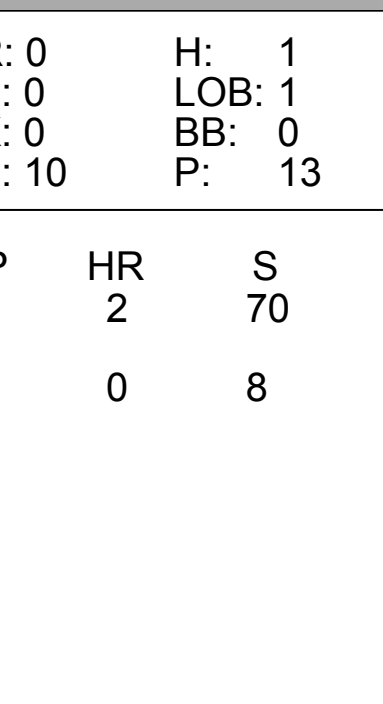
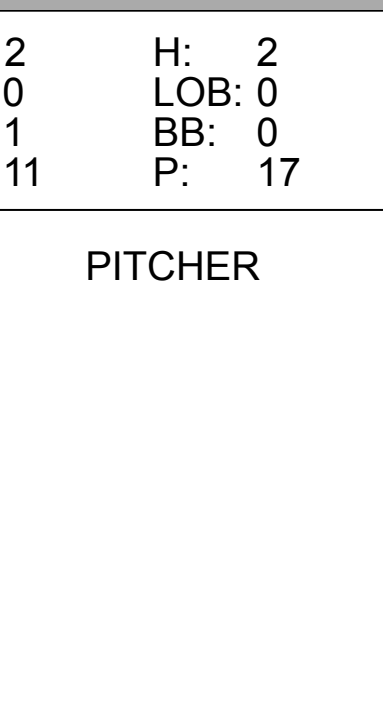
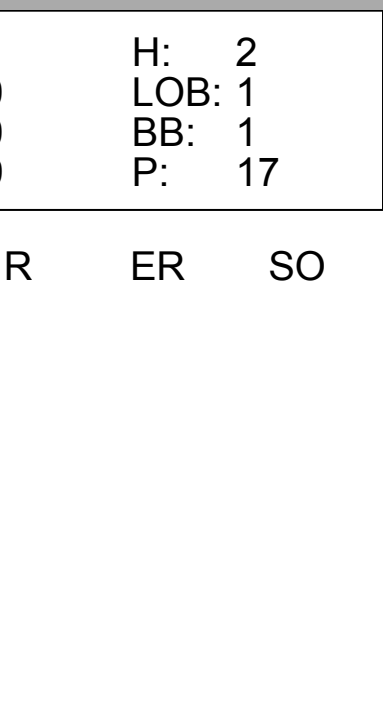
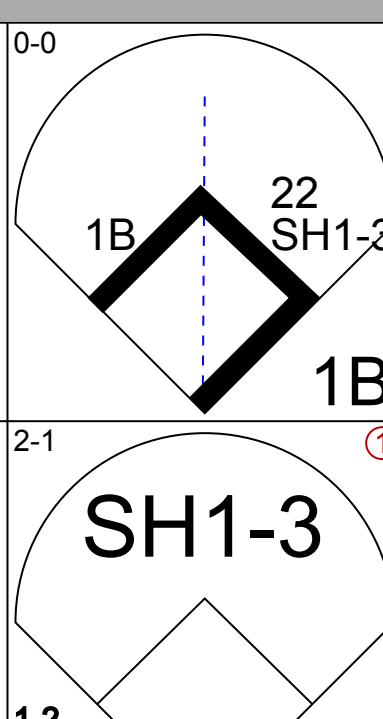
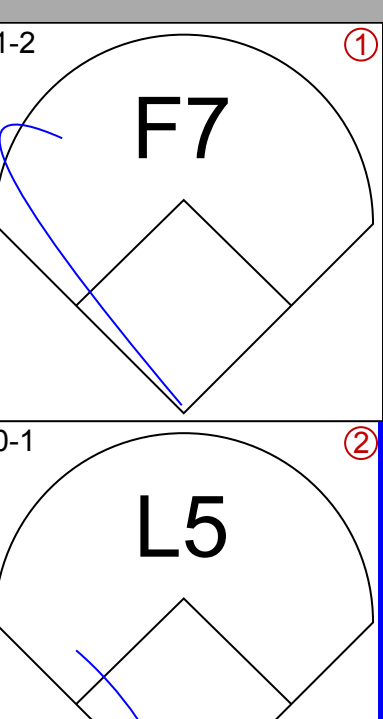
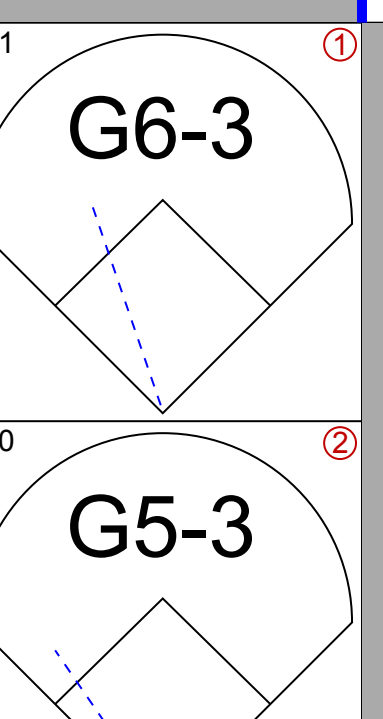
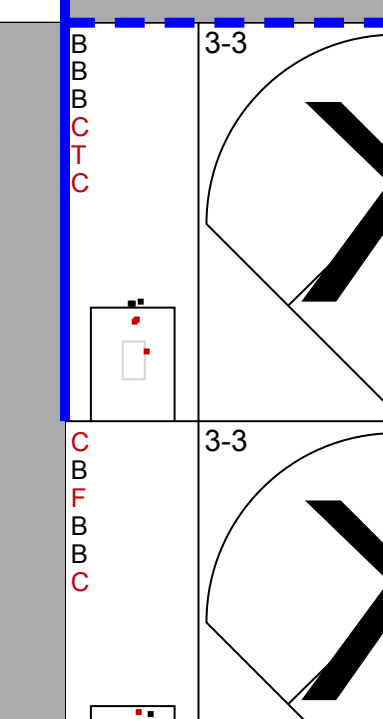
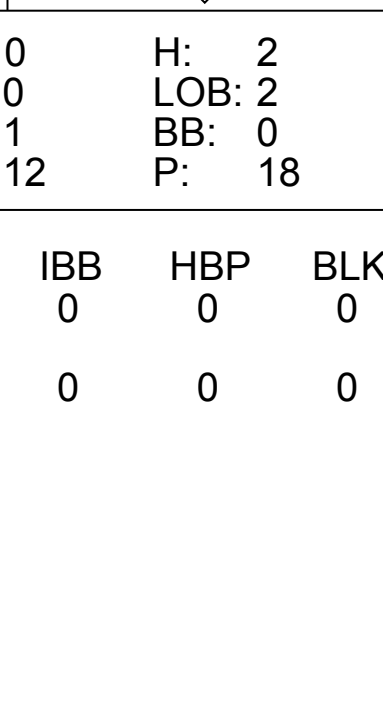
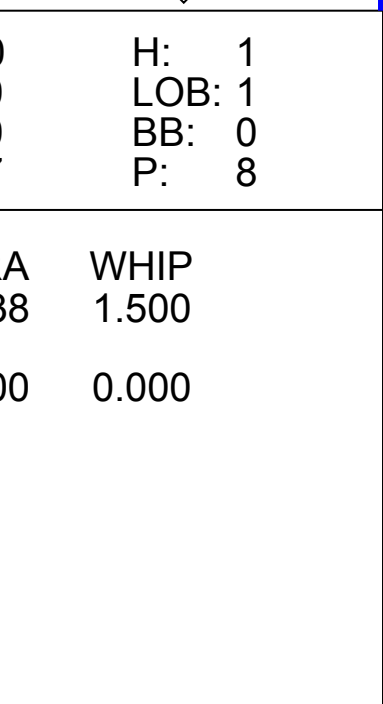
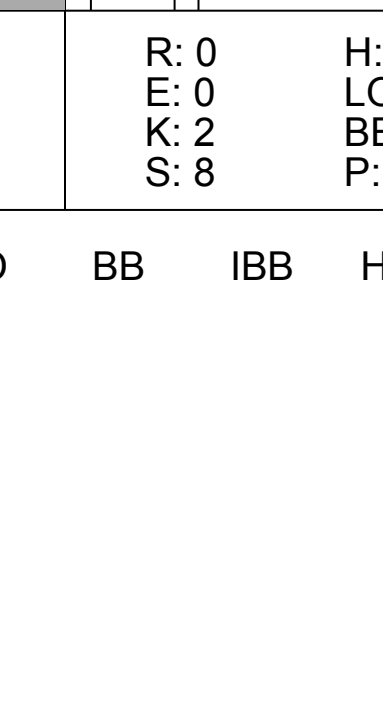
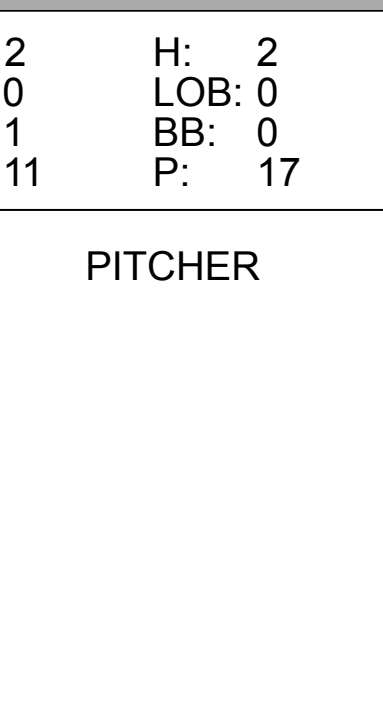
AB 35
R 6
H 9
RBI 5
BB 2
SO 3
LOB 10



Batter	1	2	3	4	5	6	7	8	9	AB	R	H	RBI	BB	SO	LOB	TOP
Brad Wilkerson, L (1, 8) OBP: 0.376, SLG: 0.442										4	1	1	0	1	2	0	Washington Nationals @ Chicago Cubs Wrigley Field, Chicago, IL Fri Jul 01 2005, 1:20 PM CDT Att: 38,973 - Partly Cloudy - 75 F
Junior Salvey, R (1, 4) OBP: 0.325, SLG: 0.390										5	0	0	0	0	4	3	
Jose Guillen, R (1, 9) OBP: 0.351, SLG: 0.535										4	1	1	1	1	1	0	
Vinny Castilla, R (1, 5) OBP: 0.327, SLG: 0.408										5	0	2	1	0	2	0	
Marlon Byrd, R (1, 7) OBP: 0.341, SLG: 0.345										4	1	1	0	1	0	1	
Will Cordero, R (1, 3) OBP: 0.143, SLG: 0.128										4	0	2	0	1	1	3	
Brian Schneider, L (1, 2) OBP: 0.332, SLG: 0.422										5	1	3	0	0	1	4	
Jamey Carroll, R (1, 6) OBP: 0.320, SLG: 0.289										4	0	2	2	0	1	3	
Livan Hernandez, R (1, 1) OBP: 0.186, SLG: 0.262										4	0	0	0	0	0	4	
Hector Carrasco, R (9, 1)										0	0	0	0	0	0	0	
Inning Stats	R: 1 E: 0 K: 3 S: 14	H: 1 LOB: 0 BB: 0 P: 20	R: 2 LOB: 1 BB: 0 P: 17	R: 0 LOB: 0 BB: 0 P: 14	R: 3 LOB: 2 BB: 0 P: 17	R: 0 LOB: 0 BB: 0 P: 14	R: 2 LOB: 2 BB: 0 P: 22	R: 2 LOB: 3 BB: 2 P: 34	R: 1 LOB: 2 BB: 1 P: 23	R: 0 LOB: 2 BB: 1 P: 19	1B: 8 2B: 3 3B: 0 HR: 1	SF: 0 SAC: 0 DP: 0 HBP: 0	WP: 2 PB: 0 SB: 0 CS: 0	PA: 43			
PITCHER	IP WLS BF H R ER SO BB IBB HBP BLK WP HR S P ERA WHIP																
22 Mark Prior, R (1, 1) ERA: 2.86	5.0 L 21 6 3 3 7 0 0 0 0 0 1 0 60 82 5.40 1.200																
Glendon Rusch, L (6, 1) ERA: 3.25	1.2 8 3 1 1 1 0 0 0 0 0 1 0 22 35 5.40 1.800																
44 Roberto Novoa, R (7, 1) ERA: 2.92	1.1 9 2 0 0 3 2 1 0 0 0 0 0 23 44 0.00 3.000																
Sergio Mitre, R (9, 1) ERA: 5.52	0.2 4 1 0 0 0 1 0 0 0 0 0 0 8 13 0.00 3.000																
13 Will Ohman, L (9, 1) ERA: 1.95	0.1 1 0 0 0 1 0 0 0 0 0 1 0 4 6 0.00 0.000																

AB	39
R	4
H	12
RBI	4
BB	4
SO	12
LOB	18



Batter	1	2	3	4	5	6	7	8	9	AB	R	H	RBI	BB	SO	LOB	BOTTOM
Corey Patterson, L (1, 8) OBP: 0.278, SLG: 0.392										5	0	2	0	0	2	1	Washington Nationals @ Chicago Cubs Wrigley Field, Chicago, IL Fri Jul 01 2005, 1:20 PM CDT Att: 38,973 - Partly Cloudy - 75 F
Neftali Perez, S (1, 6) OBP: 0.298, SLG: 0.391										4	0	1	0	0	0	2	
25 Derrek Lee, R (1, 3) OBP: 0.456, SLG: 0.721										4	2	2	1	0	0	2	
Jeromy Burnitz, L (1, 9) OBP: 0.333, SLG: 0.485										4	0	2	1	0	0	0	
Todd Walker, L (1, 4) OBP: 0.368, SLG: 0.479										3	0	1	0	1	0	1	
Todd Hollandsworth, L (1, 7) OBP: 0.320, SLG: 0.418										3	1	1	1	1	0	3	
Jose Macias, S (1, 5) OBP: 0.319, SLG: 0.319										3	0	0	0	0	1	2	
44 Roberto Novoa, R (7, 1) OBP: 0.358, SLG: 0.380										0	0	0	0	0	0	0	
16 Aramis Ramirez, R (8, PH) OBP: 0.362, SLG: 0.556										1	0	0	0	0	0	1	
Sergio Mitre, R (9, 1) OBP: 0.364, SLG: 0.455										0	0	0	0	0	0	0	
13 Will Ohman, L (9, 1) OBP: 0.304, SLG: 0.455										0	0	0	0	0	0	0	
24 Henry Blanco, R (1, 2) OBP: 0.181, SLG: 0.291										3	0	1	0	0	0	0	
Michael Barrett, R (9, PH) OBP: 0.304, SLG: 0.465										1	0	0	0	0	0	0	
22 Mark Prior, R (1, 1) OBP: 0.263, SLG: 0.278										0	0	0	0	0	0	0	
Jerry Hairston, R (5, PH) OBP: 0.182, SLG: 0.190										1	0	0	0	0	0	0	
Glendon Rusch, L (6, 1) OBP: 0.182, SLG: 0.190										0	0	0	0	0	0	0	
5 Ronny Cedeno, R (7, 6) OBP: 0.304, SLG: 0.455										2	0	0	0	0	1	0	
Inning Stats	R: 0 E: 0 K: 1 S: 7	H: 0 LOB: 0 BB: 0 P: 10	R: 1 LOB: 1 BB: 1 P: 16	R: 2 LOB: 2 BB: 0 P: 18	R: 1 LOB: 1 BB: 0 P: 13	R: 0 LOB: 0 BB: 0 P: 8	R: 2 LOB: 1 BB: 0 P: 17	R: 0 LOB: 1 BB: 0 P: 11	R: 1 LOB: 1 BB: 1 P: 17	R: 0 LOB: 0 BB: 0 P: 15	1B: 5 2B: 1 3B: 2 HR: 2	SF: 0 SAC: 1 DP: 1 HBP: 0	WP: 0 PB: 0 SB: 0 CS: 0	PA: 37			
PITCHER	IP WLS BF H R ER SO BB IBB HBP BLK WP HR S P ERA WHIP																
Livan Hernandez, R (1, 1) ERA: 3.32	8.0 W 34 10 3 3 3 2 0 0 0 0 0 0 70 110 3.38 1.500																
Hector Carrasco, R (9, 1) ERA: 1.93	1.0 S 3 0 0 0 2 0 0 0 0 0 0 0 8 15 0.00 0.000																

AB	34
R	3
H	10
RBI	3
BB	2
SO	5
LOB	12



Batter	1	2	3	4	5	6	7	8	9	AB	R	H	RBI	BB	SO	LOB	TOP										
Brad Wilkerson, L (1, 8) OBP: 0.375, SLG: 0.446	G4-3		F7		SF8		G4-3			4	1	1	0	0	0	0	Washington Nationals @ Chicago Cubs Wrigley Field, Chicago, IL Sat Jul 02 2005, 3:05 PM CDT Att: 40,488 - Partly Cloudy - 70 F										
Junior Salvey, R (1, 4) OBP: 0.320, SLG: 0.386	F9		F9		SF8			K		3	0	0	1	0	1	0											
Jose Guillen, R (1, 9) OBP: 0.353, SLG: 0.545	HR				SH5-4		G5-3		P3	4	2	2	1	0	0	0											
Vinny Castilla, R (1, 5) OBP: 0.329, SLG: 0.405					SH5-4			K		2	1	0	0	1	2	0											
Marlon Byrd, R (1, 7) OBP: 0.333, SLG: 0.336	F8				SH5-4			K		3	0	0	0	0	1	1											
Wil Cordero, R (1, 3) OBP: 0.152, SLG: 0.167		G1-3			SF9			F7		3	0	1	1	0	0	0											
Gary Bennett, R (1, 2) OBP: 0.297, SLG: 0.349 32 Chad Cordero, R (9, 1)	K				SH5-4			K		4	0	1	1	0	3	1											
Jaimey Carroll, R (1, 6) OBP: 0.314, SLG: 0.284	G5-3				FC5-6-4			F8		3	0	0	0	0	0	1											
Tony Armas, R (1, 1) OBP: 0.265, SLG: 0.299 Gary Majewski, R (6, 1) Rick Short, R (7, PH) Joey Eischen, L (7, 1) Joey Eischen, L (7, 1) Hector Carrasco, R (8, 1) Brian Schneider, L (9, 2) OBP: 0.332, SLG: 0.422	G1-3				G4-3			G5-3		2	0	0	0	0	0	0											
Inning Stats	R: 1 E: 0 K: 0 S: 11	H: 1 LOB: 1 BB: 0 P: 18	R: 0 E: 0 K: 1 S: 5	H: 0 LOB: 0 BB: 0 P: 8	R: 0 E: 0 K: 0 S: 6	H: 0 LOB: 0 BB: 0 P: 6	R: 2 E: 0 K: 0 S: 11	H: 2 LOB: 1 BB: 1 P: 19	R: 1 E: 0 K: 2 S: 9	H: 1 LOB: 0 BB: 0 P: 12	R: 0 E: 0 K: 2 S: 12	H: 1 LOB: 1 BB: 0 P: 16	R: 0 E: 0 K: 0 S: 6	H: 0 LOB: 0 BB: 0 P: 9	R: 0 E: 0 K: 2 S: 10	H: 0 LOB: 0 BB: 0 P: 14		R: 0 E: 0 K: 2 S: 11	H: 0 LOB: 0 BB: 0 P: 18	1B: 2 2B: 1 3B: 1 HR: 1	SF: 2 SAC: 1 DP: 0 HBP: 1	WP: 0 PB: 0 SB: 0 CS: 0	PA: 34				
PITCHER	IP	WLS	BF	H	R	ER	SO	BB	IBB	HBP	BLK	WP	HR	S	P	ERA	WHIP										
Jerome Williams, R (1, 1) ERA: 4.96	7.0	L	28	5	4	4	3	1	0	1	0	0	1	60	88	5.14	0.857										
43 Michael Wertz, R (8, 1) ERA: 3.89	2.0		6	0	0	0	4	0	0	0	0	0	0	21	32	0.00	0.000										

AB	29
R	4
H	5
RBI	4
BB	1
SO	7
LOB	3



Batter	1	2	3	4	5	6	7	8	9	AB	R	H	RBI	BB	SO	LOB	BOTTOM										
Corey Patterson, L (1, 8) OBP: 0.274, SLG: 0.387	K		K		P6		K			4	0	0	0	0	3	2	Washington Nationals @ Chicago Cubs Wrigley Field, Chicago, IL Sat Jul 02 2005, 3:05 PM CDT Att: 40,488 - Partly Cloudy - 70 F										
Neftali Perez, S (1, 6) OBP: 0.297, SLG: 0.389	25 1B		L9		G3		K			4	0	1	0	0	1	2											
25 Derrek Lee, R (1, 3) OBP: 0.460, SLG: 0.738					G6-3		HR		F8	4	2	3	1	0	0	0											
Jerome Burnitz, L (1, 9) OBP: 0.332, SLG: 0.480	G4-6-3				K		16 L3 BB		P5	3	0	0	0	1	1	3											
16 Aramis Ramirez, R (1, 5) OBP: 0.360, SLG: 0.552					G6-3		L3		P6	4	0	1	1	0	0	1											
Todd Walker, L (1, 4) OBP: 0.365, SLG: 0.472	K				K		BB		G4-3	4	0	1	0	0	2	1											
Todd Hollandsworth, L (1, 7) OBP: 0.323, SLG: 0.422	F7				1B		2B		P4	3	0	1	0	1	0	1											
Michael Barrett, R (1, 2) OBP: 0.303, SLG: 0.461	F9				SH1		1B		G3-1	4	0	1	0	0	0	3											
Jerome Williams, R (1, 1) Jerry Hairston, R (7, PH) OBP: 0.356, SLG: 0.378 43 Michael Wertz, R (8, 1)	K				SH1		1B		P5	1	0	0	0	0	1	0											
Inning Stats	R: 0 E: 0 K: 1 S: 11	H: 2 LOB: 1 BB: 0 P: 17	R: 0 E: 0 K: 1 S: 9	H: 1 LOB: 0 BB: 0 P: 15	R: 0 E: 0 K: 2 S: 13	H: 0 LOB: 0 BB: 0 P: 19	R: 1 E: 0 K: 2 S: 12	H: 1 LOB: 0 BB: 0 P: 18	R: 0 E: 0 K: 0 S: 11	H: 2 LOB: 2 BB: 0 P: 19	R: 1 E: 0 K: 0 S: 12	H: 2 LOB: 2 BB: 2 P: 26	R: 0 E: 0 K: 2 S: 8	H: 0 LOB: 0 BB: 0 P: 13	R: 0 E: 0 K: 0 S: 8	H: 0 LOB: 0 BB: 0 P: 14		R: 0 E: 0 K: 0 S: 5	H: 0 LOB: 0 BB: 0 P: 6	1B: 5 2B: 2 3B: 1 HR: 1	SF: 0 SAC: 1 DP: 2 HBP: 0	WP: 0 PB: 0 SB: 0 CS: 0	PA: 35				
PITCHER	IP	WLS	BF	H	R	ER	SO	BB	IBB	HBP	BLK	WP	HR	S	P	ERA	WHIP										
Tony Armas, R (1, 1) ERA: 5.27	5.0	W	22	7	2	2	6	1	0	0	0	0	0	8	17	0.00	2.000										
Gary Majewski, R (6, 1) ERA: 3.13	1.0	H	4	1	0	0	0	1	0	0	0	0	0	8	13	0.00	0.000										
Joey Eischen, L (7, 1) ERA: 3.72	1.0	H	3	0	0	0	2	0	0	0	0	0	0	8	14	0.00	0.000										
Hector Carrasco, R (8, 1) ERA: 1.86	1.0	H	3	0	0	0	0	0	0	0	0	0	0	8	14	0.00	0.000										
32 Chad Cordero, R (9, 1) ERA: 0.85	1.0	S	3	0	0	0	0	0	0	0	0	0	0	5	6	0.00	0.000										

AB	32
R	2
H	8
RBI	2
BB	2
SO	8
LOB	13



Batter	1	2	3	4	5	6	7	8	9	10	11	12	AB	R	H	RBI	BB	SO	LOB	TOP				
Brad Wilkerson, L (1.8) OBP: 0.377, SLG: 0.449	F7				G4-3				F8				5	0	2	2	1	0	1					
Junior Spivey, R (1.4) OBP: 0.317, SLG: 0.378	2B				K			G1-3			K		5	1	0	0	1	4	6					
Jose Guillen, R (1.9) OBP: 0.359, SLG: 0.545	K												5	1	3	0	1	2	1					
Vinny Castilla, R (1.5) OBP: 0.332, SLG: 0.407					F8					G6-3	F9		4	0	1	1	2	0	4					
Marlon Byrd, R (1.7) OBP: 0.319, SLG: 0.320	K				K								6	0	0	0	0	4	6					
Carlos Baerga, S (1.3) OBP: 0.387, SLG: 0.333													6	1	2	0	0	1	3					
Brian Schneider, L (1.2) OBP: 0.332, SLG: 0.433					G6-3								6	2	2	2	0	1	3					
Jamey Carroll, R (1.6) OBP: 0.303, SLG: 0.273					P4								6	0	0	0	0	1	4					
Ryan Drew, R Luis Ayala, R Rick Benge, R 33 Chad Cordero, R Sun-Woo Kim, R Woo Hyun, R Yung-Hyun, R Hector Carrasco, R Hector Carrasco, R					K								2	0	0	0	0	0	0					
Inning Stats	R: 1 E: 1 K: 2 S: 16	H: 1 LOB: 1 BB: 1 P: 27	R: 0 E: 0 K: 5 S: 5	H: 0 LOB: 0 BB: 0 P: 8	R: 0 E: 0 K: 2 S: 12	H: 1 LOB: 1 BB: 0 P: 21	R: 1 E: 0 K: 1 S: 13	H: 3 LOB: 2 BB: 0 P: 17	R: 0 E: 0 K: 1 S: 7	H: 0 LOB: 0 BB: 0 P: 12	R: 0 E: 0 K: 1 S: 10	H: 1 LOB: 1 BB: 1 P: 14	R: 0 E: 0 K: 2 S: 12	H: 1 LOB: 1 BB: 1 P: 21	R: 0 E: 0 K: 1 S: 10	H: 0 LOB: 0 BB: 0 P: 17	R: 2 E: 1 K: 2 S: 15	H: 2 LOB: 3 BB: 2 P: 33	R: 1 E: 0 K: 0 S: 7	H: 1 LOB: 0 BB: 0 P: 11	1B: 7 2B: 4 3B: 0 HR: 1	SF: 0 SAC: 1 DP: 2 HBP: 0	WP: 0 PB: 0 SB: 0 CS: 1	PA: 53
PITCHER	IP	WLS	BF	H	R	ER	SO	BB	IBB	HBP	BLK	WP	HR	S	P	ERA	WHIP							
38 Carlos Zambrano, R (1.1) ERA: 3.85	7.0		29	6	2	2	7	2	1	0	0	0	0	9	17	0.00	3.000							
44 Roberto Novoa, R (6.1) ERA: 2.77	0.2		4	1	0	0	1	1	0	0	0	0	0	0	9	0.00	3.000							
13 Will Ohman, L (8.1) ERA: 1.93	0.1		1	0	0	0	1	0	0	0	0	0	0	3	4	0.00	0.000							
46 Ryan Dempster, R (9.1) ERA: 4.15	2.0		7	0	0	0	3	1	0	0	0	0	0	20	34	0.00	0.500							
Glendon Rusch, L (11.1) ERA: 3.35	0.1		5	2	2	1	1	0	1	0	0	0	0	8	19	27.00	6.000							
PITCHER	IP	WLS	BF	H	R	ER	SO	BB	IBB	HBP	BLK	WP	HR	S	P	ERA	WHIP							
Sergio Mitre, R (11.1) ERA: 5.51	1.2		7	1	1	1	1	1	0	0	0	0	0	14	25	5.40	1.200							

Washington Nationals @ Chicago Cubs
Wrigley Field, Chicago, IL

Sun Jul 03 2005, 1:20 PM CDT
Att. 40,006 - Sunny - 76 F

AB 45
R 5
H 10
RBI 5
BB 7
SO 14
LOB 28



Batter	1	2	3	4	5	6	7	8	9	10	11	12	AB	R	H	RBI	BB	SO	LOB	BOTTOM				
Jerry Hairston, R (1.8) OBP: 0.360, SLG: 0.403					G5-3				G1-3				6	1	3	1	0	0	1					
Todd Walker, L (1.4) OBP: 0.350, SLG: 0.450	F8				L8								6	0	0	0	0	1	2					
25 Derrek Lee, R (1.3) OBP: 0.456, SLG: 0.729	F7				G5-3								5	0	1	0	0	0	1					
Jeromy Burnitz, L (1.9) OBP: 0.333, SLG: 0.479	CS												5	2	2	0	0	0	1					
16 Aramis Ramirez, R (1.5) OBP: 0.361, SLG: 0.559					G6-3								5	1	2	2	0	0	1					
Todd Hollandsworth, L (1.7) OBP: 0.325, SLG: 0.426					K								5	0	2	1	0	2	1					
Neftali Perez, S (1.6) OBP: 0.296, SLG: 0.384					G6-3								4	0	0	0	1	1	1					
Michael Barrett, R (1.2) OBP: 0.303, SLG: 0.455					G5-3								3	0	0	0	1	1	0					
Corey Patterson, L (10, PR) ERA: 1.25					G5-3								0	0	0	0	0	0	3					
24 Henry Blanco, R (11.2) OBP: 0.178, SLG: 0.257					G3-1								2	0	0	0	0	0	0					
38 Gregg Zastryzny, S 44 Roberto Novoa, R 13 Will Ohman, L 33 Chad Cordero, R 46 Ryan Dempster, R Woo Hyun, R Yung-Hyun, R Sergio Mitre, R Hector Carrasco, R					G3-1								2	0	0	0	0	0	0					
Inning Stats	R: 0 E: 0 K: 0 S: 9	H: 1 LOB: 0 BB: 0 P: 14	R: 0 E: 0 K: 1 S: 11	H: 0 LOB: 0 BB: 0 P: 13	R: 0 E: 0 K: 0 S: 7	H: 0 LOB: 0 BB: 0 P: 12	R: 0 E: 0 K: 0 S: 9	H: 0 LOB: 0 BB: 0 P: 14	R: 0 E: 0 K: 0 S: 11	H: 1 LOB: 1 BB: 0 P: 16	R: 0 E: 0 K: 0 S: 5	H: 1 LOB: 1 BB: 1 P: 16	R: 2 E: 0 K: 1 S: 16	H: 2 LOB: 0 BB: 1 P: 23	R: 0 E: 0 K: 0 S: 3	H: 0 LOB: 1 BB: 1 P: 8	R: 2 E: 0 K: 1 S: 22	H: 4 LOB: 3 BB: 1 P: 31	R: 0 E: 0 K: 0 S: 6	H: 0 LOB: 0 BB: 0 P: 13	1B: 6 2B: 3 3B: 0 HR: 2	SF: 0 SAC: 0 DP: 0 HBP: 0	WP: 0 PB: 0 SB: 0 CS: 2	PA: 48
PITCHER	IP	WLS	BF	H	R	ER	SO	BB	IBB	HBP	BLK	WP	HR	S	P	ERA	WHIP							
Ryan Drese, R (1.1) ERA: 5.27	7.0		24	4	0	0	1	0	0	0	0	0	0	16	23	0.00	0.571							
Luis Ayala, R (8.1) ERA: 2.94	1.0		4	1	0	0	2	0	0	0	0	0	0	12	16	0.00	1.000							
32 Chad Cordero, R (9.1) ERA: 1.25	1.0		5	2	2	2	1	0	0	0	0	0	1	16	23	18.00	2.000							
Sun-Woo Kim, R (10.1) ERA: 3.5	1.0		3	0	0	0	0	1	0	0	0	0	0	3	8	0.00	1.000							
Hector Carrasco, R (11.1) ERA: 2.43	0.2		5	3	2	2	1	0	0	0	0	0	1	15	19	27.00	4.500							
PITCHER	IP	WLS	BF	H	R	ER	SO	BB	IBB	HBP	BLK	WP	HR	S	P	ERA	WHIP							
Joey Eischen, L (11.1) ERA: 3.27	1.1		6	1	0	0	0	0	1	0	0	0	0	13	25	0.00	0.750							

Washington Nationals @ Chicago Cubs
Wrigley Field, Chicago, IL

Sun Jul 03 2005, 1:20 PM CDT
Att. 40,006 - Sunny - 76 F

AB 45
R 4
H 11
RBI 4
BB 2
SO 5
LOB 12



Batter	1	2	3	4	5	6	7	8	9	AB	R	H	RBI	BB	SO	LOB	TOP								
Neft Perez, S (1, 6) OBP: 0.295, SLG: 0.380										4	0	1	0	0	0	4	Chicago Cubs @ Atlanta Braves Turner Field, Atlanta, GA Tue Jul 05 2005, 7:35 PM EDT Att: 34,698 - Partly Cloudy - 83 F								
Todd Walker, L (1, 4) OBP: 0.338, SLG: 0.432										4	0	1	0	0	0	0									
25 Derek Lee, R (1, 3) OBP: 0.449, SLG: 0.718										1	0	0	0	0	1	2									
Jerry Hairston, R (3, 4) OBP: 0.362, SLG: 0.398										3	0	0	0	0	1	0									
Jeremy Burnitz, L (1, 9) OBP: 0.337, SLG: 0.474										4	0	1	0	0	0	2									
16 Aramis Ramirez, R (1, 5) OBP: 0.364, SLG: 0.556										3	0	1	0	1	0	1									
Todd Hollandsworth, L (1, 7) OBP: 0.332, SLG: 0.444										4	1	2	1	0	0	1									
Corey Patterson, L (1, 8) OBP: 0.270, SLG: 0.381										4	0	0	0	0	1	2									
24 Henry Blanco, R (1, 2) OBP: 0.182, SLG: 0.257										4	0	1	0	0	0	0									
Greg Maddux, R (1, 1) OBP: 0.182, SLG: 0.273										2	0	1	0	0	0	0									
Jose Macias, S (7, PH) OBP: 0.280, SLG: 0.333										1	0	0	0	0	1	3									
44 Roberto Novoa, R (7, 1)										0	0	0	0	0	0	0									
Mike Remlinger, L (8, 1)										0	0	0	0	0	0	0									
Inning Stats	R: 0 E: 0 K: 1 S: 12	H: 2 LOB: 1 BB: 0 P: 14	R: 1 E: 0 K: 1 S: 10	H: 1 LOB: 0 BB: 0 P: 13	R: 0 E: 0 K: 0 S: 7	H: 0 LOB: 0 BB: 0 P: 12	R: 0 E: 0 K: 1 S: 7	H: 0 LOB: 1 BB: 1 P: 13	R: 0 E: 0 K: 0 S: 6	H: 1 LOB: 0 BB: 0 P: 8	R: 0 E: 0 K: 0 S: 5	H: 0 LOB: 0 BB: 0 P: 7	R: 0 E: 0 K: 1 S: 11	H: 3 LOB: 3 BB: 0 P: 17	R: 0 E: 0 K: 0 S: 12	H: 1 LOB: 1 BB: 0 P: 19	R: 0 E: 0 K: 0 S: 7	H: 0 LOB: 0 BB: 0 P: 8	1B: 7 2B: 0 3B: 0 HR: 1	SF: 0 SAC: 0 DP: 1 HBP: 0	WP: 0 PB: 0 SB: 0 CS: 0	PA: 35			
PITCHER	IP	WLS	BF	H	R	ER	SO	BB	IBB	HBP	BLK	WP	HR	S	P	ERA	WHIP								
Roman Colon, R (1, 1) ERA: 5.35	7.0	W	28	7	1	1	4	1	0	0	0	0	1	58	84	1.29	1.143								
Jim Brower, R (8, 1) ERA: 5.54	1.0		4	1	0	0	0	0	0	0	0	0	0	12	19	0.00	1.000								
Chris Reitsma, R (9, 1) ERA: 3.6	1.0		3	0	0	0	0	0	0	0	0	0	0	7	8	0.00	0.000								

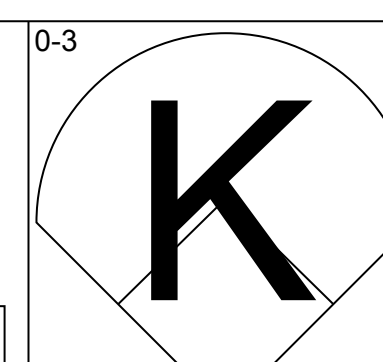
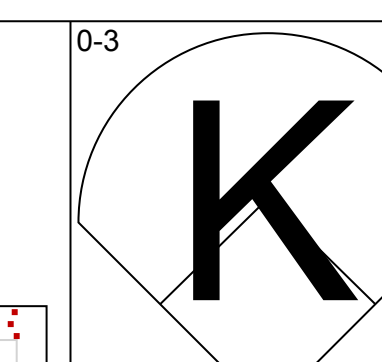
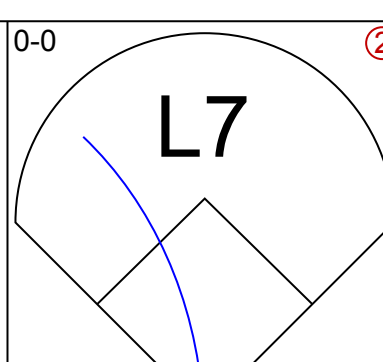
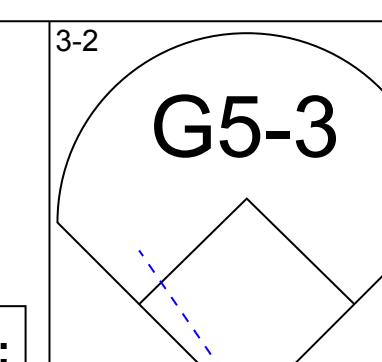
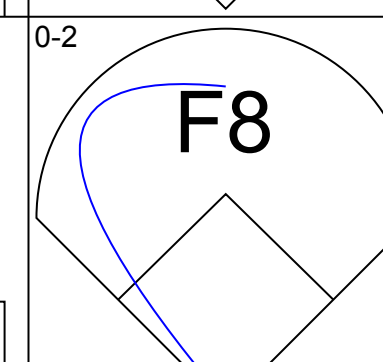
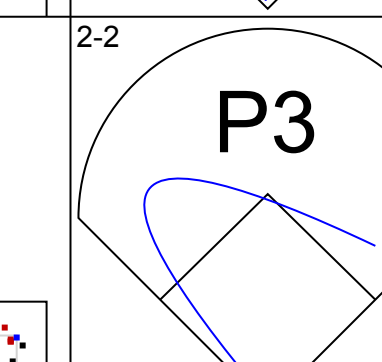
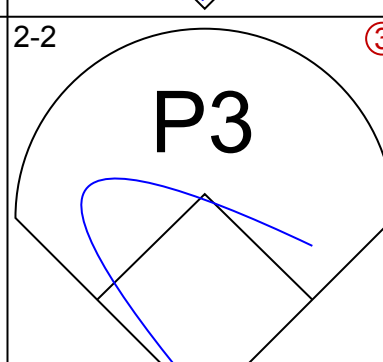
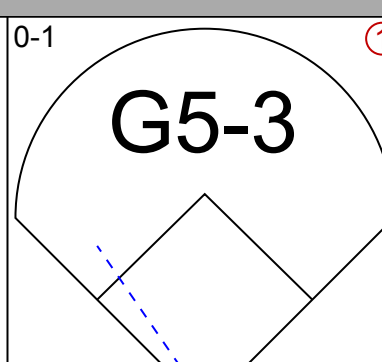
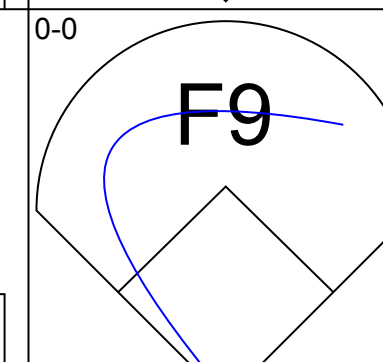
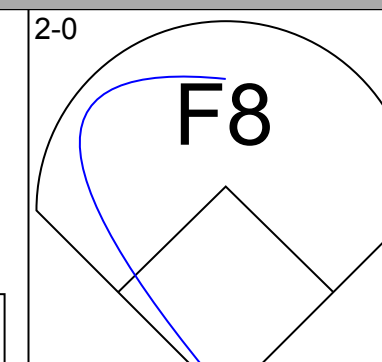
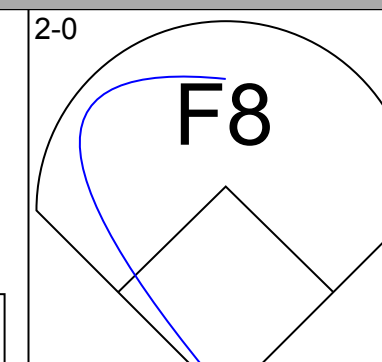
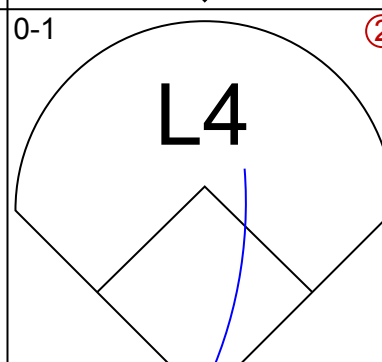
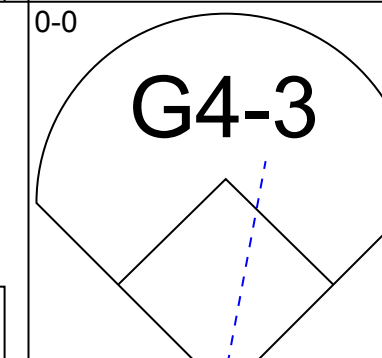
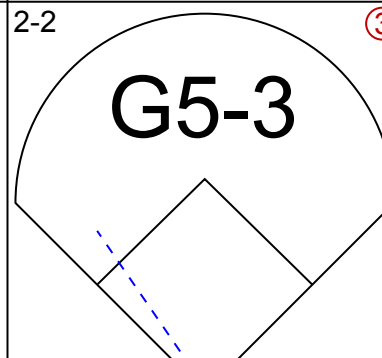
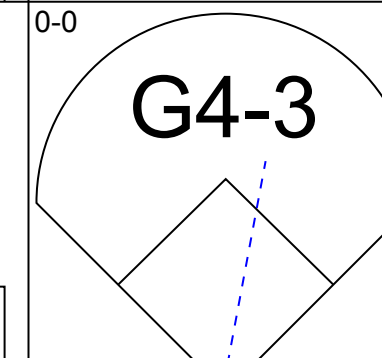
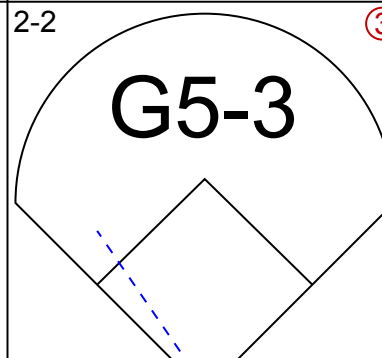
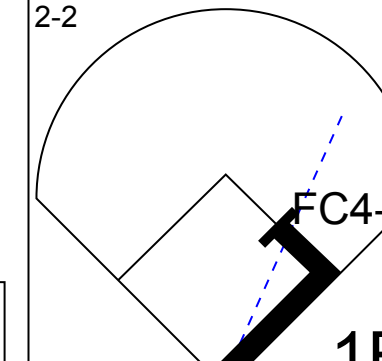
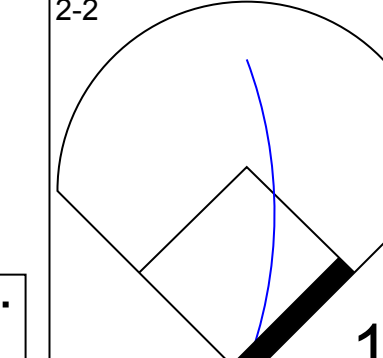
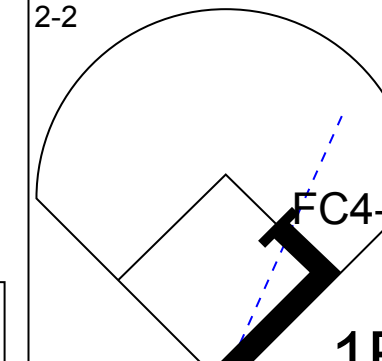
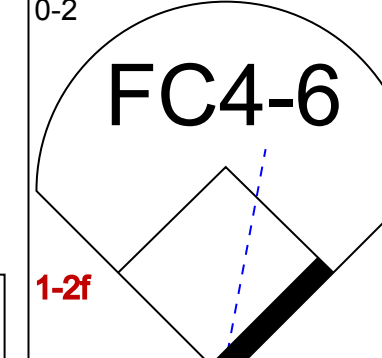
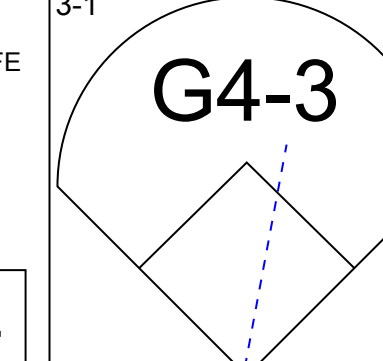
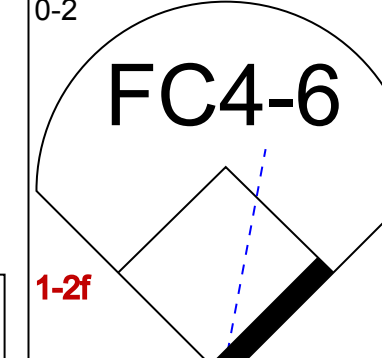
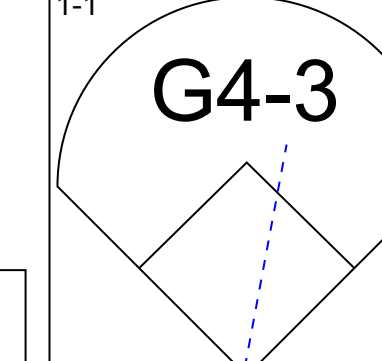
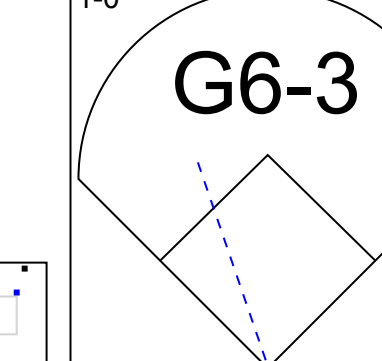
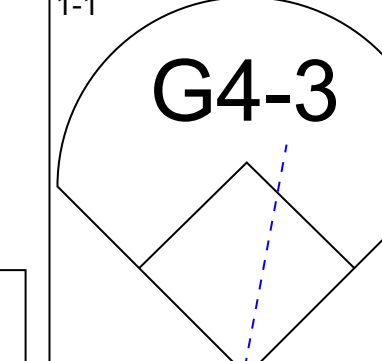
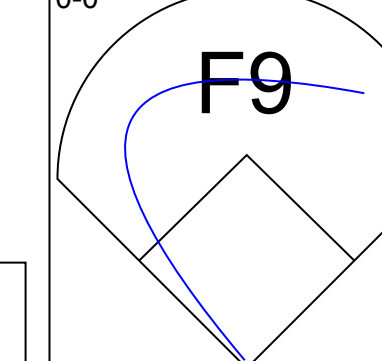
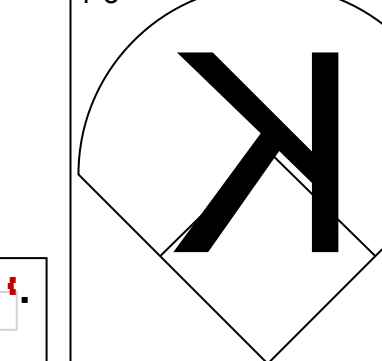
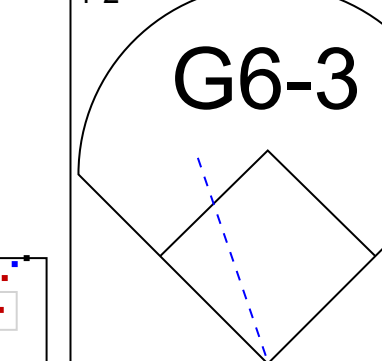
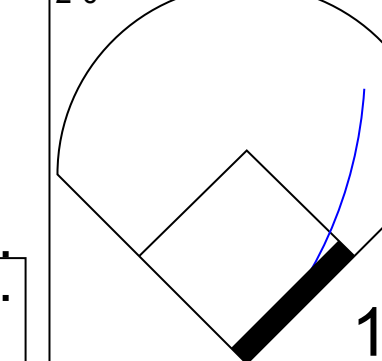
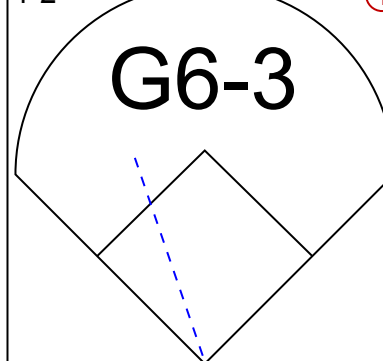
AB 34
R 1
H 8
RBI 1
BB 1
SO 4
LOB 15



Batter	1	2	3	4	5	6	7	8	9	AB	R	H	RBI	BB	SO	LOB	BOTTOM								
Rafael Furcal, S (1, 6) OBP: 0.295, SLG: 0.359										3	1	0	0	1	1	0	Chicago Cubs @ Atlanta Braves Turner Field, Atlanta, GA Tue Jul 05 2005, 7:35 PM EDT Att: 34,698 - Partly Cloudy - 83 F								
Kelly Johnson, L (1, 7) OBP: 0.381, SLG: 0.441										3	2	2	1	1	0	0									
Marcus Giles, R (1, 4) OBP: 0.376, SLG: 0.461										4	1	3	3	0	0	0									
Andruw Jones, R (1, 8) OBP: 0.356, SLG: 0.593										4	0	1	1	0	2	3									
Adam LaRoche, L (1, 3) OBP: 0.325, SLG: 0.471										4	0	0	0	0	2	1									
Johnny Estrada, S (1, 2) OBP: 0.316, SLG: 0.397										4	0	2	0	0	1	0									
Ryan Langerhans, L (1, 9) OBP: 0.325, SLG: 0.415										4	0	0	0	0	2	2									
Wilson Betemit, S (1, 5) OBP: 0.350, SLG: 0.504										3	1	1	0	0	1	2									
Roman Colon, R (1, 1) ERA: 5.02										1	0	0	0	0	1	1									
4 Pete Orr, L (7, PH) OBP: 0.337, SLG: 0.406										1	0	0	0	0	0	0									
Jim Brower, R (8, 1)										0	0	0	0	0	0	0									
Chris Reitsma, R (9, 1)										0	0	0	0	0	0	0									
Inning Stats	R: 1 E: 0 K: 0 S: 10	H: 2 LOB: 1 BB: 0 P: 16	R: 0 E: 0 K: 3 S: 11	H: 1 LOB: 0 BB: 0 P: 17	R: 0 E: 0 K: 2 S: 8	H: 0 LOB: 0 BB: 0 P: 13	R: 0 E: 0 K: 2 S: 8	H: 0 LOB: 0 BB: 0 P: 13	R: 4 E: 0 K: 1 S: 13	H: 4 LOB: 0 BB: 1 P: 21	R: 0 E: 0 K: 0 S: 9	H: 1 LOB: 1 BB: 0 P: 10	R: 0 E: 0 K: 2 S: 14	H: 1 LOB: 2 BB: 1 P: 22	R: 0 E: 0 K: 2 S: 9	H: 0 LOB: 0 BB: 0 P: 13	1B: 6 2B: 3 3B: 0 HR: 0	SF: 0 SAC: 1 DP: 0 HBP: 0	WP: 0 PB: 0 SB: 1 CS: 1	PA: 35					
PITCHER	IP	WLS	BF	H	R	ER	SO	BB	IBB	HBP	BLK	WP	HR	S	P	ERA	WHIP								
Greg Maddux, R (1, 1) ERA: 5.02	6.0	L	26	8	5	5	6	1	0	0	0	0	0	57	86	7.50	1.500								
44 Roberto Novoa, R (7, 1) ERA: 2.57	1.0		5	1	0	0	2	1	0	0	0	0	0	14	22	0.00	2.000								
Mike Remlinger, L (8, 1) ERA: 5.09	1.0		3	0	0	0	2	0	0	0	0	0	0	9	13	0.00	0.000								

AB 31
R 5
H 9
RBI 5
BB 2
SO 10
LOB 9

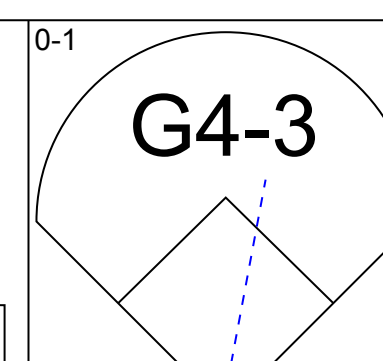
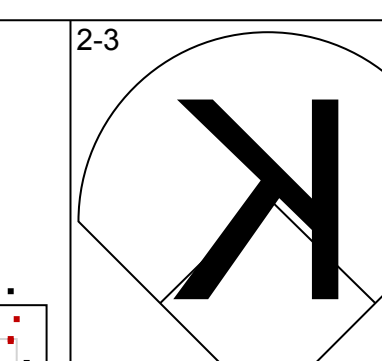
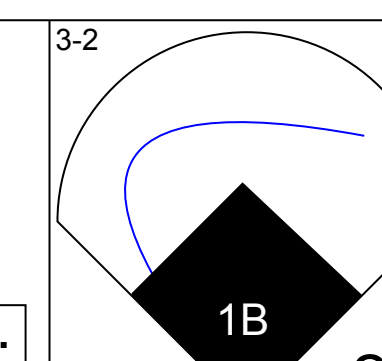
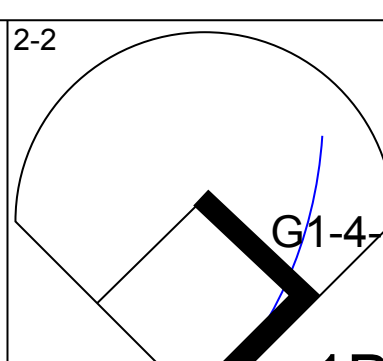
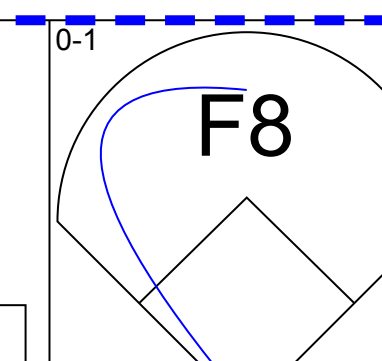
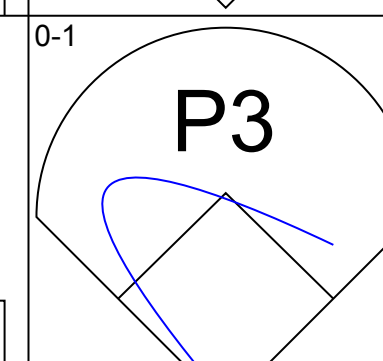
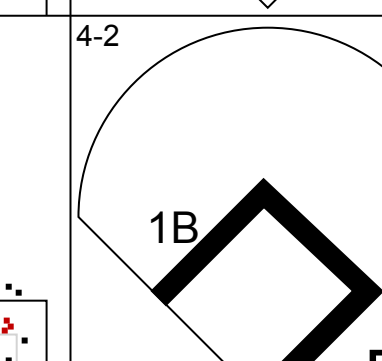
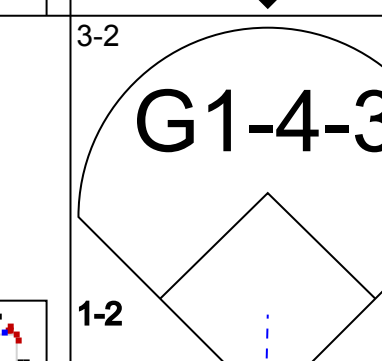
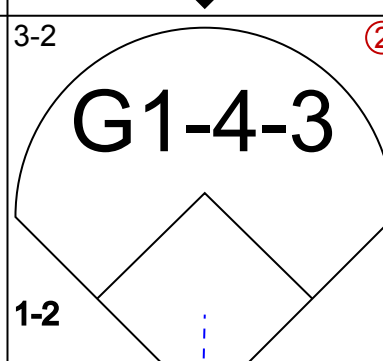
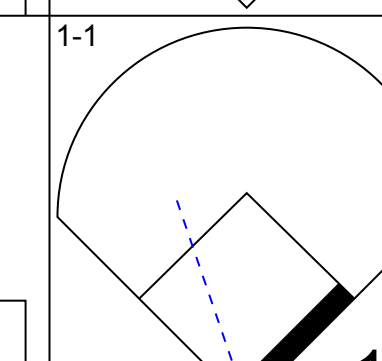
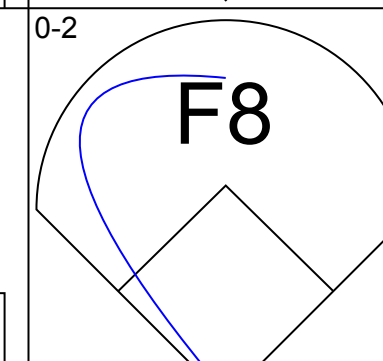
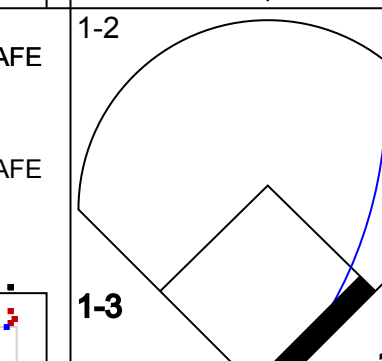
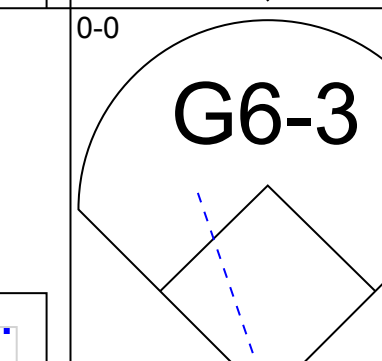
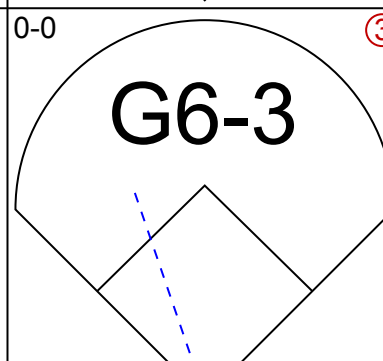
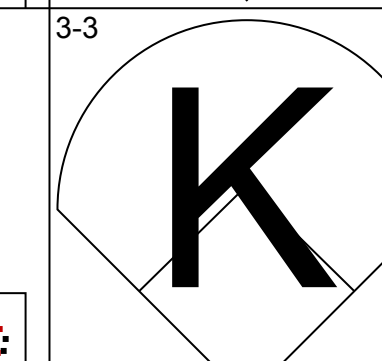
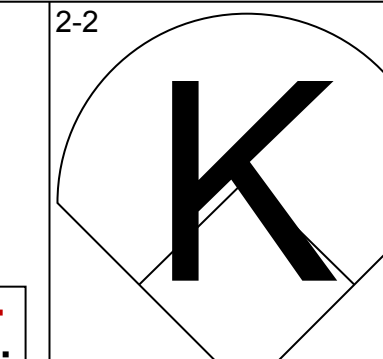
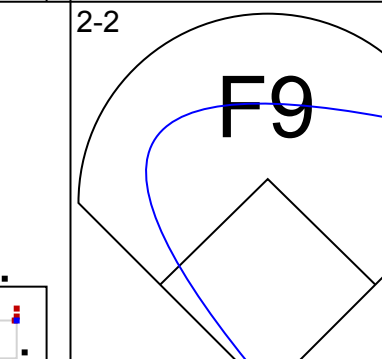
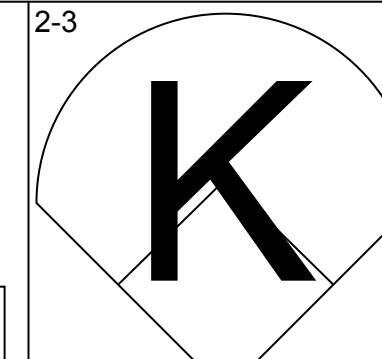
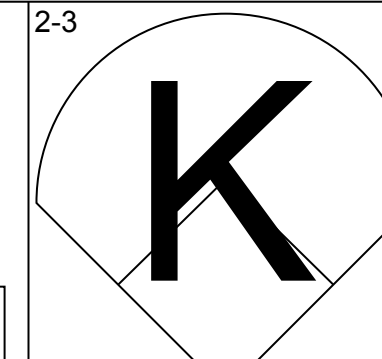
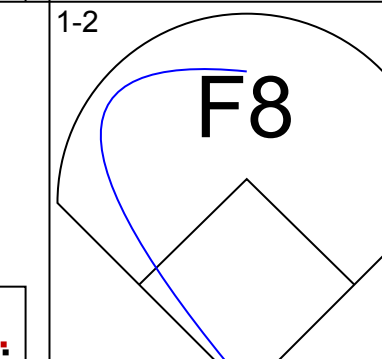
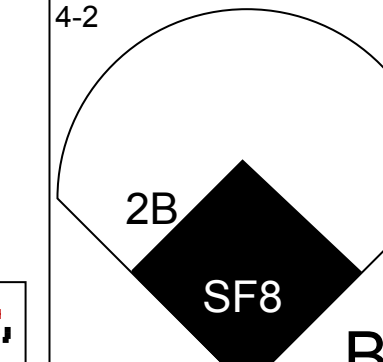
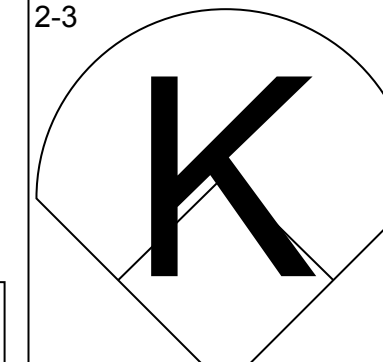
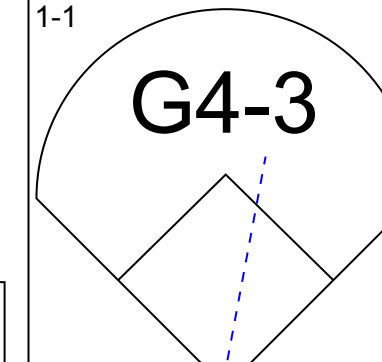
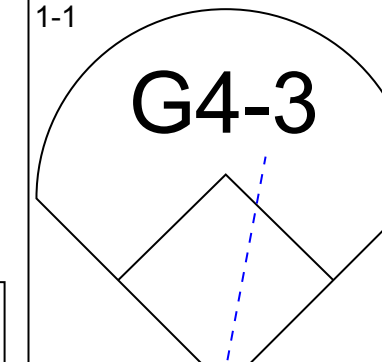
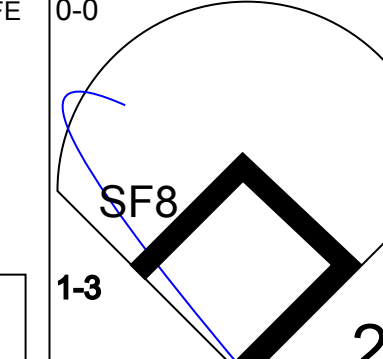

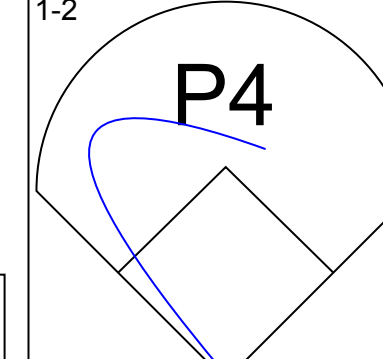
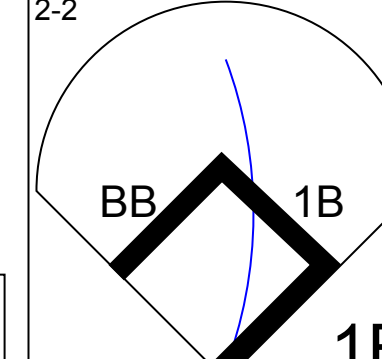
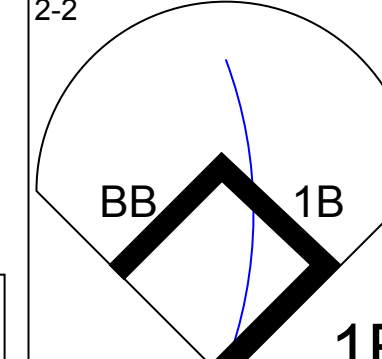
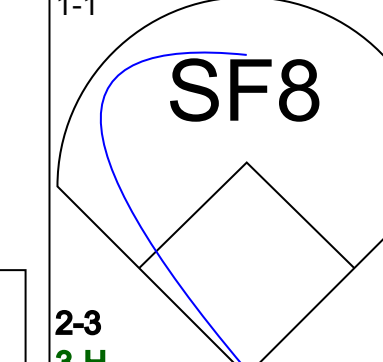


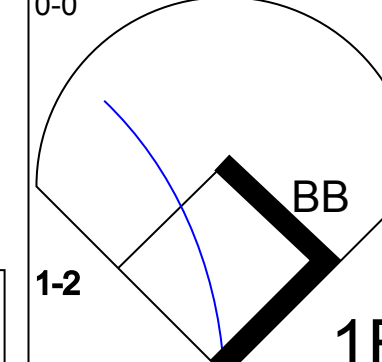
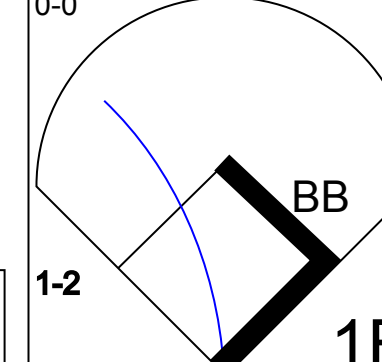
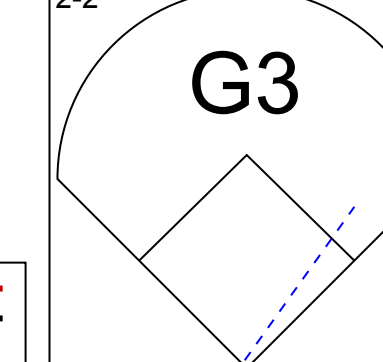

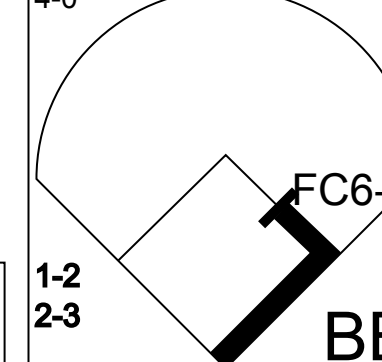
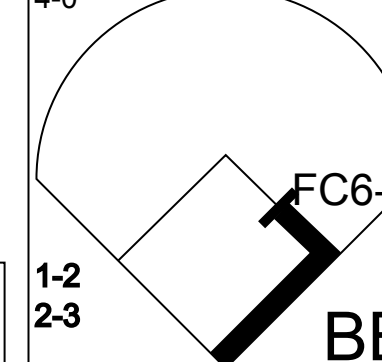
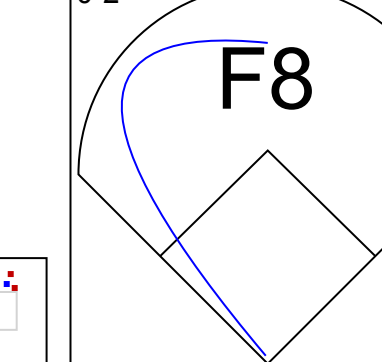
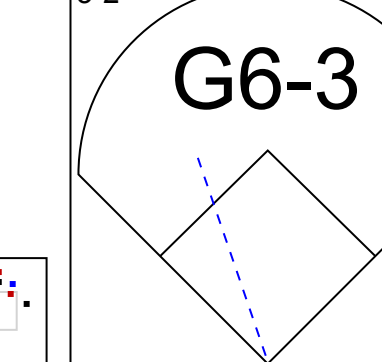
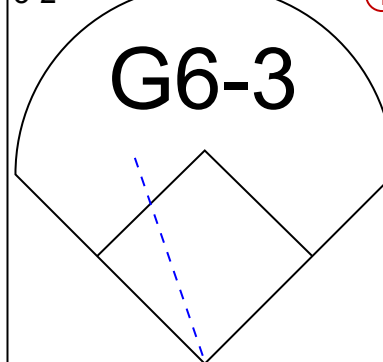



Batter	1	2	3	4	5	6	7	8	9	AB	R	H	RBI	BB	SO	LOB	TOP								
Jerry Hairston, R OBP: 0.356, SLG: 0.390										4	0	0	0	0	2	1									
Neft Perez, S OBP: 0.291, SLG: 0.375										4	0	0	0	0	0	0									
16 Aramis Ramirez, R OBP: 0.360, SLG: 0.549										4	0	0	0	0	0	0									
Jason Dubois, R OBP: 0.289, SLG: 0.472										4	0	0	0	0	1	0									
Jeremy Burnitz, L OBP: 0.337, SLG: 0.473										3	0	1	0	0	0	0									
Todd Walker, L OBP: 0.344, SLG: 0.433										2	0	1	0	1	0	1									
5 Ronny Cedeno, R OBP: 0.259, SLG: 0.385										3	0	0	0	0	0	2									
24 Henry Blanco, R OBP: 0.177, SLG: 0.250										2	0	0	0	0	0	1									
Sergio Mitre, R OBP: 0.364, SLG: 0.455										0	0	0	0	0	0	0									
Jose Macias, S OBP: 0.276, SLG: 0.329										1	0	0	0	0	0	0									
43 Michael Wuerztz, R OBP: 0.299, SLG: 0.447										2	0	1	0	0	0	0									
Inning Stats	R: 0 E: 0 K: 1 S: 8	H: 0 LOB: 0 BB: 0 P: 8	R: 0 E: 0 K: 0 S: 9	H: 1 LOB: 1 BB: 0 P: 17	R: 0 E: 0 K: 2 S: 7	H: 0 LOB: 0 BB: 0 P: 9	R: 0 E: 0 K: 1 S: 6	H: 0 LOB: 0 BB: 0 P: 7	R: 0 E: 0 K: 0 S: 6	H: 0 LOB: 1 BB: 1 P: 11	R: 0 E: 0 K: 0 S: 9	H: 0 LOB: 1 BB: 0 P: 12	R: 0 E: 0 K: 0 S: 8	H: 1 LOB: 1 BB: 0 P: 12	R: 0 E: 0 K: 0 S: 9	H: 1 LOB: 1 BB: 0 P: 15	R: 0 E: 0 K: 0 S: 7	H: 0 LOB: 0 BB: 0 P: 9	1B: 3 2B: 0 3B: 0 HR: 0	SF: 0 SAC: 0 DP: 0 HBP: 0	WP: 0 PB: 0 SB: 0 CS: 0	PA: 31			
PITCHER Horacio Ramirez, L ERA: 4.65	IP: 9.0 WLS: W BF: 31	H: 3 R: 0 ER: 0 SO: 4	BB: 1 IBB: 0 HBP: 0 BLK: 0	WP: 0 HR: 0 S: 69 P: 100	ERA: 0.00 WHIP: 0.444																				

Chicago Cubs @ Atlanta Braves
Turner Field, Atlanta, GA
Thu Jul 07 2005, 1:05 PM EDT
Att: 32,711 - Overcast - 73 F

AB	30
R	0
H	3
RBI	0
BB	1
SO	4
LOB	5



Batter	1	2	3	4	5	6	7	8	9	AB	R	H	RBI	BB	SO	LOB	BOTTOM								
Rafael Furcal, S OBP: 0.296, SLG: 0.363										5	1	2	1	0	1	0									
Kelly Johnson, L OBP: 0.381, SLG: 0.435										4	0	1	0	1	1	2									
Marcus Giles, R OBP: 0.376, SLG: 0.458										4	1	1	0	1	1	2									
Andrew Jones, R OBP: 0.354, SLG: 0.587										5	1	1	1	0	2	3									
Julio Franco, R OBP: 0.345, SLG: 0.496										3	2	1	3	1	1	0									
Johnny Estrada, S OBP: 0.323, SLG: 0.407										4	0	3	0	0	0	0									
Ryan Langerhans, L OBP: 0.328, SLG: 0.416										2	0	1	1	1	1	0									
Wilson Betemit, S OBP: 0.354, SLG: 0.507										3	1	1	0	1	0	3									
Horacio Ramirez, L OBP: 0.263, SLG: 0.324										3	0	0	0	0	0	3									
Inning Stats	R: 0 E: 0 K: 0 S: 7	H: 0 LOB: 0 BB: 0 P: 7	R: 1 E: 0 K: 1 S: 12	H: 1 LOB: 1 BB: 1 P: 21	R: 0 E: 0 K: 2 S: 10	H: 0 LOB: 0 BB: 0 P: 14	R: 5 E: 0 K: 1 S: 18	H: 5 LOB: 2 BB: 2 P: 36	R: 0 E: 0 K: 0 S: 16	H: 1 LOB: 1 BB: 0 P: 24	R: 0 E: 0 K: 1 S: 14	H: 2 LOB: 3 BB: 1 P: 24	R: 0 E: 0 K: 1 S: 10	H: 1 LOB: 1 BB: 0 P: 15	1B: 7 2B: 3 3B: 0 HR: 1	SF: 1 SAC: 1 DP: 0 HBP: 0	WP: 0 PB: 0 SB: 0 CS: 0	PA: 40							
PITCHER 22 Mark Prior, R ERA: 3.41	IP: 4.2 WLS: L BF: 25	H: 7 R: 6 ER: 6 SO: 5	BB: 4 IBB: 0 HBP: 0 BLK: 0	WP: 0 HR: 1 S: 63 P: 102	ERA: 11.57 WHIP: 2.357																				
Sergio Mitre, R ERA: 5.29	IP: 2.1 WLS: L BF: 11	H: 3 R: 0 ER: 0 SO: 1	BB: 1 IBB: 0 HBP: 0 BLK: 0	WP: 0 HR: 0 S: 31 P: 50	ERA: 0.00 WHIP: 1.714																				
43 Michael Wuerztz, R ERA: 3.69	IP: 1.0 WLS: L BF: 4	H: 1 R: 0 ER: 0 SO: 1	BB: 0 IBB: 0 HBP: 0 BLK: 0	WP: 0 HR: 0 S: 10 P: 15	ERA: 0.00 WHIP: 1.000																				

Chicago Cubs @ Atlanta Braves
Turner Field, Atlanta, GA
Thu Jul 07 2005, 1:05 PM EDT
Att: 32,711 - Overcast - 73 F


AB	33
R	6
H	11
RBI	6
BB	5
SO	7
LOB	13



Batter	1	2	3	4	5	6	7	8	9	AB	R	H	RBI	BB	SO	LOB	TOP										
Neft Perez, S OBP: 0.287, SLG: 0.371	G4-3		F7		F7		F7			4	0	0	0	0	0	1	Chicago Cubs @ Atlanta Braves Turner Field, Atlanta, GA Thu Jul 07 2005, 7:35 PM EDT Att: 34,847 - Partly Cloudy - 75 F										
Jose Macias, S OBP: 0.285, SLG: 0.338	K			2B 16 1B		FC3-6 1B	B5-3			4	1	2	0	0	1	0											
Todd Walker, L OBP: 0.342, SLG: 0.434	F7			16 1B SF8 2B		FC3-6 16 HR		F8		4	2	1	0	0	0	1											
16 Aramis Ramirez, R OBP: 0.362, SLG: 0.558		G4-3			G4-6-3 1B		HR	F9		4	1	2	3	0	0	0											
Todd Hollandsworth, L OBP: 0.328, SLG: 0.438		G5-3			SF8 1B		G6-3	G5-3		3	0	0	1	0	0	0											
Jeremy Burnitz, L OBP: 0.339, SLG: 0.470					G4-6-3 1B		BB		K	2	0	0	0	2	1	1											
Michael Barrett, R OBP: 0.298, SLG: 0.442					F9		F8		F7	3	0	0	0	1	0	1											
Corey Patterson, L OBP: 0.270, SLG: 0.379					G4-3				K	4	0	1	0	0	1	2											
Jerome Williams, R 5 Ronny Cedeno, R 13 Will Ohman, L 44 Roberto Novoa, R Glendon Rusch, L 46 Ryan Dempster, R Jerry Hairston, R					K		SH3-4 1B			1	0	0	0	0	0	0											
Inning Stats	R: 0 E: 0 K: 1 S: 11	H: 0 LOB: 0 BB: 0 P: 16	R: 0 E: 0 K: 0 S: 9	H: 0 LOB: 1 BB: 1 P: 15	R: 0 E: 0 K: 1 S: 6	H: 0 LOB: 0 BB: 0 P: 8	R: 2 E: 0 K: 0 S: 7	H: 3 LOB: 0 BB: 0 P: 13	R: 0 E: 0 K: 0 S: 7	H: 1 LOB: 1 BB: 0 P: 11	R: 2 E: 0 K: 0 S: 16	H: 2 LOB: 2 BB: 2 P: 30	R: 0 E: 0 K: 0 S: 3	H: 0 LOB: 0 BB: 0 P: 3	R: 0 E: 0 K: 2 S: 6	H: 0 LOB: 0 BB: 0 P: 9		R: 0 E: 0 K: 2 S: 7	H: 0 LOB: 0 BB: 0 P: 11	1B: 4 2B: 1 3B: 0 HR: 1	SF: 1 SAC: 1 DP: 1 HBP: 0	WP: 0 PB: 0 SB: 0 CS: 0	PA: 35				
PITCHER	IP	WLS	BF	H	R	ER	SO	BB	IBB	HBP	BLK	WP	HR	S	P	ERA	WHIP										
29 John Smoltz, R ERA: 2.81	(1, 1)	7.0	29	6	4	4	2	3	0	0	0	0	1	59	96	5.14	1.286										
John Foster, L ERA: 2.95	(8, 1)	1.0	W	3	0	0	0	0	0	0	0	0	0	6	9	0.00	0.000										
Chris Reitsma, R ERA: 3.51	(9, 1)	1.0		3	0	0	0	2	0	0	0	0	0	7	11	0.00	0.000										

livebaseballscorecards.com


AB 30
R 4
H 6
RBI 4
BB 3
SO 4
LOB 6



Batter	1	2	3	4	5	6	7	8	9	AB	R	H	RBI	BB	SO	LOB	BOTTOM												
Rafael Furcal, S OBP: 0.300, SLG: 0.373	F9 1B		L1							4	1	2	2	1	1	3	Chicago Cubs @ Atlanta Braves Turner Field, Atlanta, GA Thu Jul 07 2005, 7:35 PM EDT Att: 34,847 - Partly Cloudy - 75 F												
Kelly Johnson, L OBP: 0.389, SLG: 0.437	K			FC5-4 1B G3	1B					4	1	2	0	1	2	2													
Marcus Giles, R OBP: 0.383, SLG: 0.471	F9			FC5-4 1B	G6-4-3 1B					5	1	4	1	0	0	1													
Andruw Jones, R OBP: 0.352, SLG: 0.590		F8		FC5-4 G3	G6-4-3					5	1	1	2	0	0	6													
Adam LaRoche, L OBP: 0.327, SLG: 0.471				G3						4	0	2	1	0	0	1													
Ryan Langerhans, L OBP: 0.328, SLG: 0.416				G1-6-3 1B						0	1	0	0	0	0	0													
16 Brian McCann, L OBP: 0.371, SLG: 0.500		G1-6-3			BB					2	1	0	0	1	0	1													
7 Jeff Francoeur, R OBP: 0.250, SLG: 1.000										4	1	1	3	0	2	2													
Chris Reitsma, R ERA: 3.51				G5-3	K					0	0	0	0	0	0	0													
4 Pete Orr, L OBP: 0.343, SLG: 0.414				F7						3	2	1	0	1	0	0													
29 John Smoltz, R OBP: 0.190, SLG: 0.195	(1, 1)	6.0	25	8	3	3	3	2	0	0	0	0	0	0	0	0	Chicago Cubs @ Atlanta Braves Turner Field, Atlanta, GA Thu Jul 07 2005, 7:35 PM EDT Att: 34,847 - Partly Cloudy - 75 F												
Wilson Betemit, S ERA: 2.18	(7, PH)	1.0	H	4	0	0	0	1	1	0	0	0	0	0	0	0													
44 Roberto Novoa, R ERA: 4.5	(8, 1)	0.0	L	3	3	3	3	0	0	0	0	0	0	0	0	0													
Glendon Rusch, L ERA: 3.88	(8, 1)	0.0		3	2	2	2	0	0	0	0	0	0	0	0	0													
46 Ryan Dempster, R ERA: 4.08	(8, 1)	1.0		5	1	1	1	1	1	0	0	0	0	0	0	0													
Inning Stats	R: 0 E: 0 K: 1 S: 11	H: 1 LOB: 0 BB: 0 P: 16	R: 0 E: 0 K: 0 S: 6	H: 1 LOB: 0 BB: 0 P: 9	R: 0 E: 0 K: 0 S: 9	H: 1 LOB: 1 BB: 0 P: 16	R: 1 E: 0 K: 1 S: 12	H: 2 LOB: 1 BB: 1 P: 22	R: 2 E: 0 K: 0 S: 17	H: 3 LOB: 1 BB: 1 P: 26	R: 0 E: 0 K: 1 S: 8	H: 0 LOB: 0 BB: 0 P: 13	R: 0 E: 0 K: 1 S: 9	H: 0 LOB: 1 BB: 1 P: 18	R: 6 E: 0 K: 1 S: 26	H: 6 LOB: 2 BB: 1 P: 47		R: 6 E: 0 K: 1 S: 26	H: 6 LOB: 2 BB: 1 P: 47	1B: 9 2B: 1 3B: 1 HR: 3	SF: 0 SAC: 2 DP: 2 HBP: 0	WP: 0 PB: 0 SB: 1 CS: 0	PA: 40						
PITCHER	IP	WLS	BF	H	R	ER	SO	BB	IBB	HBP	BLK	WP	HR	S	P	ERA		WHIP											
Jerome Williams, R ERA: 4.89	(1, 1)	6.0		8	3	3	3	2	0	0	0	0	0	0	0	0		4.50	1.667										
13 Will Ohman, L ERA: 2.18	(7, 1)	1.0	H	4	0	0	0	1	1	0	0	0	0	0	0	0		0.00	1.000										
44 Roberto Novoa, R ERA: 4.5	(8, 1)	0.0	L	3	3	3	3	0	0	0	0	0	0	0	0	0		∞	∞										
Glendon Rusch, L ERA: 3.88	(8, 1)	0.0		3	2	2	2	0	0	0	0	0	0	0	0	0	∞	∞											
46 Ryan Dempster, R ERA: 4.08	(8, 1)	1.0		5	1	1	1	1	1	0	0	0	0	0	0	0	9.00	2.000											

livebaseballscorecards.com

AB 34
R 9
H 14
RBI 9
BB 4
SO 5
LOB 17



Batter	1	2	3	4	5	6	7	8	9	AB R H RBI BB SO LOB	TOP											
Jerry Hairston, R (1,8) OBP: 0.362, SLG: 0.400	F7		1B		1B		2B		K	5 1 3 1 0 1 1	Chicago Cubs @ Florida Marlins Dolphin Stadium, Miami, FL Sat Jul 09 2005, 6:05 PM EDT Att: 22,863 - Cloudy - 82 F											
Todd Walker, L (1,4) OBP: 0.357, SLG: 0.474	1B		G3		BB		HR		2B	4 2 3 3 1 0 1												
25 Derrek Lee, R (1,3) OBP: 0.449, SLG: 0.721	K				HR		F9		2B	4 2 1 1 1 1 3												
16 Aramis Ramirez, R (1,5) OBP: 0.356, SLG: 0.550	K				F9				1B	3 0 0 0 0 1 1												
Jose Macias, S (7,5) OBP: 0.293, SLG: 0.354									2B	2 1 1 1 0 0 0												
Michael Barrett, R (1,2) OBP: 0.318, SLG: 0.449									1B	2 0 1 2 3 0 0												
Jeremy Burnitz, L (1,9) OBP: 0.338, SLG: 0.477	K				L3				1B	5 0 0 0 0 2 4												
Neifi Perez, S (1,6) OBP: 0.283, SLG: 0.368	F7				P6				2B	4 1 1 0 0 0 2												
19 Matt Murton, R (1,7) OBP: 0.500, SLG: 0.750										2 0 0 0 0 0 0												
Todd Hollandsworth, L (7,PH) OBP: 0.323, SLG: 0.433										2 0 0 0 0 1 1												
34 Kerry Wood, R (1,1) OBP: 0.125, SLG: 0.133										3 0 0 0 0 2 1												
13 Will Ohman, L (8,1) Adam Greenberg, L (9,PH) 38 Carlos Zambrano, S (9,FR) 44 Roberto Novoa, R (9,1)										0 0 0 0 0 0 0												
										0 0 0 0 0 0 0												
										0 1 0 0 0 0 0												
										0 0 0 0 0 0 0												
Inning Stats	R: 0 E: 0 K: 2 S: 13	H: 1 LOB: 1 BB: 0 P: 16	R: 0 E: 0 K: 1 S: 12	H: 0 LOB: 0 BB: 1 P: 22	R: 0 E: 0 K: 1 S: 7	H: 1 LOB: 1 BB: 0 P: 10	R: 1 E: 1 K: 0 S: 10	H: 1 LOB: 1 BB: 1 P: 20	R: 0 E: 0 K: 0 S: 9	H: 0 LOB: 0 BB: 1 P: 14	R: 3 E: 0 K: 2 S: 15	H: 3 LOB: 0 BB: 0 P: 25	R: 0 E: 0 K: 0 S: 10	H: 0 LOB: 1 BB: 1 P: 18	R: 4 E: 0 K: 2 S: 18	H: 3 LOB: 1 BB: 1 P: 27	1B: 4 2B: 4 3B: 0 HR: 2	SF: 0 SAC: 0 DP: 0 HBP: 1	WP: 1 PB: 0 SB: 0 CS: 1	PA: 42		
PITCHER	IP WLS BF H R ER SO BB IBB HBP BLK WP HR S P ERA WHIP	6.0 24 4 1 1 4 3 0 0 0 1 1 60 96 1.50 1.167	2.0 L 10 3 3 3 2 1 0 0 0 0 0 1 25 43 13.50 2.000	0.2 5 1 3 3 1 0 1 1 0 0 0 11 18 40.50 1.500	0.1 3 2 1 1 1 0 0 0 0 0 0 7 9 27.00 6.000																	



Batter	1	2	3	4	5	6	7	8	9	AB R H RBI BB SO LOB	BOTTOM										
Juan Pierre, L (1,8) OBP: 0.317, SLG: 0.357	P6		3B		1B					3 0 2 1 1 0 0	Chicago Cubs @ Florida Marlins Dolphin Stadium, Miami, FL Sat Jul 09 2005, 6:05 PM EDT Att: 22,863 - Cloudy - 82 F										
Luis Castillo, S (1,4) OBP: 0.425, SLG: 0.401	G4-3		L5						BB	4 0 0 0 0 1 2											
Carlos Delgado, L (1,3) OBP: 0.384, SLG: 0.529	K								F8	4 0 0 0 0 2 1											
Miguel Cabrera, R (1,7) OBP: 0.389, SLG: 0.571									K	4 0 1 0 0 1 0											
Paul Lo Duca, R (1,2) OBP: 0.340, SLG: 0.378										4 0 0 0 0 0 1											
Jeff Conine, R (1,9) OBP: 0.354, SLG: 0.360									F9	4 1 2 1 0 0 1											
Mike Lowell, R (1,5) OBP: 0.284, SLG: 0.354										3 0 0 0 0 0 2											
Alex Gonzalez, R (1,6) OBP: 0.331, SLG: 0.379										3 1 1 0 0 0 1											
Scott Olsen, L (1,1) Guillermo Mota, R (7,1) Lenny Harris, L (8,PH) Valerio De Los Santos, L (9,1) Jim Mecir, S (9,1)										1 0 0 0 0 0 0											
										0 0 0 0 0 0 0											
										1 0 0 0 0 1 0											
										0 0 0 0 0 0 0											
										0 0 0 0 0 0 0											
Inning Stats	R: 0 E: 0 K: 1 S: 7	H: 0 LOB: 0 BB: 0 P: 11	R: 0 E: 0 K: 0 S: 10	H: 1 LOB: 1 BB: 0 P: 14	R: 0 E: 0 K: 0 S: 8	H: 1 LOB: 1 BB: 0 P: 14	R: 0 E: 0 K: 0 S: 5	H: 0 LOB: 0 BB: 0 P: 7	R: 2 E: 0 K: 0 S: 18	H: 3 LOB: 1 BB: 0 P: 28	R: 0 E: 0 K: 1 S: 6	H: 0 LOB: 0 BB: 0 P: 7	R: 0 E: 0 K: 2 S: 7	H: 0 LOB: 1 BB: 1 P: 16	R: 0 E: 0 K: 1 S: 9	H: 0 LOB: 0 BB: 0 P: 9	1B: 4 2B: 0 3B: 1 HR: 1	SF: 0 SAC: 1 DP: 0 HBP: 0	WP: 0 PB: 0 SB: 0 CS: 0	PA: 33	
PITCHER	IP WLS BF H R ER SO BB IBB HBP BLK WP HR S P ERA WHIP	7.2 W 29 6 2 2 4 6 0 0 0 0 0 69 105 2.35 0.913	0.1 H 1 0 0 0 0 0 0 0 0 0 0 1 3 0.00 0.000	1.0 3 0 0 0 1 0 0 0 0 0 0 9 9 0.00 0.000																	



Batter	1	2	3	4	5	6	7	8	9	AB	R	H	RBI	BB	SO	LOB	TOP							
Jerry Hairston, R OBP: 0.361, SLG: 0.400 (1, 8)										5	2	1	0	1	1	2								
Todd Walker, L OBP: 0.358, SLG: 0.468 5 Ronny Cedeno, R OBP: 0.235, SLG: 0.313 (1, 4)										4	3	1	0	1	0	3								
25 Derrek Lee, R OBP: 0.452, SLG: 0.733 (1, 3)										3	1	2	4	2	1	2								
16 Aramis Ramirez, R OBP: 0.356, SLG: 0.549 (1, 5)										6	0	2	1	0	1	5								
Michael Barrett, R OBP: 0.323, SLG: 0.448 (1, 2)										3	1	1	0	2	1	1								
Jeremy Burnitz, L OBP: 0.342, SLG: 0.475 Jose Macias, S OBP: 0.293, SLG: 0.354 (1, 9)										3	0	1	1	2	1	4								
Neifi Perez, S OBP: 0.287, SLG: 0.371 (1, 6)										5	0	3	2	0	0	1								
Todd Hollandsworth, L OBP: 0.316, SLG: 0.423 (1, 7)										5	0	0	0	0	1	7								
Greg Maddux, R OBP: 0.216, SLG: 0.297 19 Matt Murton, R OBP: 0.571, SLG: 0.750 Glendon Rusch, L OBP: 0.182, SLG: 0.190 (1, 1)										4	1	2	0	0	1	1								
Inning Stats	R: 0 E: 0 K: 1 S: 13	H: 1 LOB: 3 BB: 2 P: 28	R: 0 E: 0 K: 1 S: 9	H: 1 LOB: 0 BB: 0 P: 13	R: 3 E: 0 K: 1 S: 17	H: 3 LOB: 2 BB: 2 P: 29	R: 3 E: 1 K: 2 S: 20	H: 2 LOB: 1 BB: 1 P: 35	R: 0 E: 0 K: 1 S: 6	H: 0 LOB: 0 BB: 0 P: 7	R: 2 E: 0 K: 1 S: 17	H: 3 LOB: 3 BB: 2 P: 30	R: 0 E: 0 K: 0 S: 9	H: 1 LOB: 2 BB: 1 P: 16	R: 0 E: 0 K: 0 S: 7	H: 1 LOB: 1 BB: 0 P: 9	R: 1 E: 0 K: 1 S: 16	H: 1 LOB: 1 BB: 1 P: 26	1B: 9 2B: 4 3B: 0 HR: 1	SF: 1 SAC: 0 DP: 1 HBP: 0	WP: 2 PB: 0 SB: 0 CS: 0	PA: 49		
PITCHER	IP WLS BF H R ER SO BB IBB HBP BLK WP HR S P ERA WHIP	3.0 L 20 6 6 5 3 5 0 0 0 0 0 46 84 15.00 3.667	2.0 7 1 0 0 3 0 0 0 0 0 1 0 19 28 0.00 0.500	1.0 8 3 2 2 1 2 0 0 0 0 0 1 17 30 18.00 5.000	2.0 9 2 0 0 0 1 0 0 0 0 0 0 16 25 0.00 1.500	1.0 5 1 1 1 1 1 0 0 0 0 1 0 16 26 9.00 2.000																		

Chicago Cubs @ Florida Marlins
Dolphin Stadium, Miami, FL
Sun Jul 10 2005, 1:05 PM EDT
Att: 20,267 - Overcast - 85 F

AB	39
R	9
H	13
RBI	8
BB	9
SO	8
LOB	27



Batter	1	2	3	4	5	6	7	8	9	AB	R	H	RBI	BB	SO	LOB	BOTTOM						
Juan Pierre, L OBP: 0.314, SLG: 0.353 (1, 8)										4	0	0	0	0	0	2							
Luis Castillo, S OBP: 0.426, SLG: 0.407 (1, 4)										4	1	2	0	0	1	0							
Carlos Delgado, L OBP: 0.385, SLG: 0.537 (1, 3)										3	1	1	2	0	1	0							
Miguel Cabrera, R OBP: 0.388, SLG: 0.571 (1, 7)										4	0	1	0	0	2	2							
Paul Lo Duca, R OBP: 0.338, SLG: 0.375 20 Matt Treanor, R OBP: 0.333, SLG: 0.311 (1, 2)										2	0	0	0	0	0	1							
Jeff Conine, R OBP: 0.351, SLG: 0.365 (1, 9)										4	0	1	0	0	0	1							
Mike Lowell, R OBP: 0.282, SLG: 0.351 (1, 5)										3	0	0	0	0	0	1							
Alex Gonzalez, R OBP: 0.330, SLG: 0.378 Damion Easley, R OBP: 0.291, SLG: 0.483 (1, 6)										1	0	0	0	0	0	0							
Al Leiter, L Chris Resop, R 40 Nate Bump, L Chris Ayulla, R Randy Messenger, R Lenny Harris, L Valerio De Los Santos, L (1, 1)										1	0	0	0	0	0	0							
Inning Stats	R: 0 E: 0 K: 0 S: 5	H: 0 LOB: 0 BB: 0 P: 9	R: 0 E: 0 K: 1 S: 10	H: 1 LOB: 1 BB: 0 P: 15	R: 0 E: 0 K: 0 S: 5	H: 0 LOB: 0 BB: 0 P: 7	R: 0 E: 0 K: 0 S: 8	H: 1 LOB: 1 BB: 0 P: 11	R: 0 E: 0 K: 0 S: 7	H: 0 LOB: 0 BB: 0 P: 10	R: 0 E: 0 K: 1 S: 9	H: 1 LOB: 0 BB: 0 P: 12	R: 0 E: 0 K: 0 S: 13	H: 1 LOB: 1 BB: 0 P: 18	R: 0 E: 1 K: 0 S: 10	H: 0 LOB: 1 BB: 0 P: 16	R: 2 E: 0 K: 1 S: 14	H: 2 LOB: 0 BB: 0 P: 24	1B: 2 2B: 3 3B: 0 HR: 1	SF: 0 SAC: 0 DP: 2 HBP: 1	WP: 1 PB: 0 SB: 0 CS: 0	PA: 33	
PITCHER	IP WLS BF H R ER SO BB IBB HBP BLK WP HR S P ERA WHIP	8.0 W 28 4 0 0 3 4 0 0 0 0 0 67 98 0.00 0.500	1.0 5 2 2 2 1 0 0 0 0 0 0 1 14 24 18.00 2.000																				

Chicago Cubs @ Florida Marlins
Dolphin Stadium, Miami, FL
Sun Jul 10 2005, 1:05 PM EDT
Att: 20,267 - Overcast - 85 F

AB	32
R	2
H	6
RBI	2
BB	0
SO	4
LOB	9



Batter	1	2	3	4	5	6	7	8	9	AB	R	H	RBI	BB	SO	LOB	TOP				
Matt Lawton, L (1, 9) OBP: 0.383, SLG: 0.457	4-1 BB		2-0 E7 G4-3 1-3 1B		4-1 BB			0-2 P4		2	0	1	0	2	0	1	Pittsburgh Pirates @ Chicago Cubs Wrigley Field, Chicago, IL Thu Jul 14 2005, 1:20 PM CDT Att: 38,902 - Sunny - 77 F				
Rob Mackowiak, L (1, 5) OBP: 0.356, SLG: 0.439	0-3 K		2-2 G4-3		0-2 F8			2-3 K		4	0	0	1	0	2	5					
Jason Bay, R (1, 8) 16 Salomon Torres, R (8, 1) OBP: 0.500, SLG: 0.500	1-3 K		2-3 3-H 0-0 L8		1-3 K			1-2 P2		4	0	0	0	0	2	3					
Craig Wilson, R (1, 7) OBP: 0.404, SLG: 0.355	1-3 K			3-1 L9				1-2 G5-3		4	0	0	0	0	1	1					
Daryle Ward, L (1, 3) OBP: 0.338, SLG: 0.458		0-1 F9		2-0 F7				0-0 F7		3	0	0	0	1	0	0					
Jose Castillo, R (1, 4) OBP: 0.305, SLG: 0.399		0-1 F8		1-1 G6-3				2-2 E6 1-2 G6-4-3		4	0	0	0	0	0	1					
11 Humberto Cota, R (1, 2) OBP: 0.301, SLG: 0.425		0-3 K			2-3 K			0-1 G6-4-3		4	0	0	0	0	3	2					
2 Jack Wilson, R (1, 6) OBP: 0.266, SLG: 0.346			0-2 E5 G4-3 1B		4-0 BB			0-3 K		2	1	0	0	1	1	0					
Mark Redman, L (1, 1) OBP: 0.154, SLG: 0.083 Bobby Hill, S (5, PH) OBP: 0.354, SLG: 0.333 45 Ian Snell, R (5, 1) Tike Redman, L (8, PH) OBP: 0.324, SLG: 0.387			2-3 K		2-2 P4			0-1 1B		1	0	0	0	0	1	1					
Inning Stats	R: 0 E: 0 K: 3 S: 10	H: 0 LOB: 1 BB: 1 P: 18	R: 0 E: 0 K: 1 S: 7	H: 0 LOB: 0 BB: 0 P: 7	R: 1 E: 2 K: 1 S: 17	H: 1 LOB: 1 BB: 0 P: 23	R: 0 E: 0 K: 0 S: 5	H: 0 LOB: 0 BB: 0 P: 11	R: 0 E: 0 K: 1 S: 12	H: 0 LOB: 2 BB: 2 P: 24	R: 0 E: 0 K: 2 S: 7	H: 0 LOB: 0 BB: 0 P: 7	R: 0 E: 0 K: 1 S: 14	H: 1 LOB: 1 BB: 0 P: 17	R: 0 E: 1 K: 0 S: 9	H: 0 LOB: 1 BB: 1 P: 15		1B: 2 2B: 0 3B: 0 HR: 0	SF: 0 SAC: 0 DP: 1 HBP: 0	WP: 0 PB: 0 SB: 0 CS: 0	PA: 34
PITCHER	IP	WLS	BF	H	R	ER	SO	BB	IBB	HBP	BLK	WP	HR	S	P	ERA	WHIP				
22 Mark Prior, R (1, 1) ERA: 3.07	8.0	W	30	2	1	0	10	3	0	0	0	0	0	79	116	0.00	0.625				
46 Ryan Dempster, R (9, 1) ERA: 3.94	1.0		4	0	0	0	0	1	0	0	0	0	0	9	15	0.00	1.000				

AB 30
R 1
H 2
RBI 1
BB 4
SO 10
LOB 15



Batter	1	2	3	4	5	6	7	8	9	AB	R	H	RBI	BB	SO	LOB	BOTTOM				
Jerry Hairston, R (1, 8) OBP: 0.360, SLG: 0.394	0-0 B2		2-3 K	3-2 L7		4-2 WP BB				3	0	0	0	1	1	2	Pittsburgh Pirates @ Chicago Cubs Wrigley Field, Chicago, IL Thu Jul 14 2005, 1:20 PM CDT Att: 38,902 - Sunny - 77 F				
Todd Walker, L (1, 4) OBP: 0.382, SLG: 0.484	4-2 BB 25 FC5-4		1-1 HR	2-2 G1-3		2-1 G6-3				3	1	1	2	1	0	2					
25 Derrek Lee, R (1, 3) OBP: 0.450, SLG: 0.730	2-2 FC5-4 16 FC4-6 1-2		3-2 L7		1-1 F9		0-2 16 S 19 P3 2B			4	0	1	0	0	0	1					
16 Aramis Ramirez, R (1, 5) OBP: 0.354, SLG: 0.549	0-0 FC4-6 1-2		0-1 G6-3		1-1 2B		2-3 K			4	0	1	0	0	1	2					
19 Matt Murton, R (1, 7) OBP: 0.364, SLG: 0.375 46 Ryan Dempster, R (9, 1) OBP: 0.077, SLG: 0.077		1-1 G4-3		0-0 G4-3	1-2 G5-3		2-2 P3 3-H			4	0	0	0	0	0	2					
Jeremy Burnitz, L (1, 9) OBP: 0.343, SLG: 0.474		1-3 K		1-0 2B 24 2B 1B	4-0 IBB			1-2 G1-3		3	1	1	0	1	1	0					
Neifi Perez, S (1, 6) OBP: 0.290, SLG: 0.376		2-1 24 2B 1B		1-1 24 2B 2B	1-1 P4			1-1 G6-3		4	1	2	0	0	0	2					
24 Henry Blanco, R (1, 2) OBP: 0.193, SLG: 0.288		1-1 1-H 2B		2-1 22 1B 2B		2-2 G4-3		0-0 F7		4	1	2	2	0	0	0					
22 Mark Prior, R (1, 1) OBP: 0.304, SLG: 0.318 Todd Hollandsworth, L (9, 7) OBP: 0.316, SLG: 0.463			3-1 HR 1B	3-2 2H 3-H 2B	1-1 WP WP 1B		2-3 K			3	1	2	1	0	1	0					
Inning Stats	R: 0 E: 0 K: 0 S: 8	H: 0 LOB: 1 BB: 1 P: 14	R: 0 E: 0 K: 1 S: 9	H: 2 LOB: 2 BB: 0 P: 14	R: 2 E: 0 K: 1 S: 13	H: 2 LOB: 0 BB: 0 P: 22	R: 3 E: 0 K: 0 S: 21	H: 4 LOB: 1 BB: 0 P: 34	R: 0 E: 0 K: 1 S: 15	H: 0 LOB: 1 BB: 1 P: 25	R: 0 E: 0 K: 1 S: 10	H: 1 LOB: 1 BB: 0 P: 14	R: 0 E: 0 K: 0 S: 6	H: 0 LOB: 0 BB: 0 P: 8	R: 0 E: 0 K: 0 S: 9	H: 0 LOB: 0 BB: 0 P: 15		1B: 4 2B: 5 3B: 0 HR: 1	SF: 0 SAC: 0 DP: 0 HBP: 0	WP: 3 PB: 0 SB: 1 CS: 0	PA: 35
PITCHER	IP	WLS	BF	H	R	ER	SO	BB	IBB	HBP	BLK	WP	HR	S	P	ERA	WHIP				
Mark Redman, L (1, 1) ERA: 4.01	4.0	L	20	8	5	5	2	1	0	0	0	1	0	34	56	0.00	1.000				
45 Ian Snell, R (5, 1) ERA: 7.0	3.0		12	2	0	0	2	1	1	0	0	1	0	6	8	0.00	0.000				
16 Salomon Torres, R (8, 1) ERA: 3.59	1.0		3	0	0	0	0	0	0	0	0	0	0	6	8	0.00	0.000				

AB 32
R 5
H 10
RBI 5
BB 3
SO 4
LOB 11



Batter	1	2	3	4	5	6	7	8	9	AB	R	H	RBI	BB	SO	LOB	TOP										
Matt Lawton, L (1,9) Michael Restovich, R (7,9) OBP: 0.390, SLG: 0.453 OBP: 0.359, SLG: 0.421	F7		K			G4-3		F8		3	0	0	0	0	1	0											
12 Freddy Sanchez, R (1,5) OBP: 0.316, SLG: 0.359	F9		F8			P4			G1-3	4	0	0	0	0	0	0											
Jason Bay, R (1,8) 34 John Grabow, L (6,1) Jose Mesa, R (8,1) Ryan Vogelsong, R (8,PH) Bobby Hill, S (9,PH) OBP: 0.377, SLG: 0.534 OBP: 0.400, SLG: 0.500 OBP: 0.361, SLG: 0.341	E5			K		F9				3	0	0	0	0	1	0											
Craig Wilson, R (1,7) OBP: 0.398, SLG: 0.344	K			G6-3					1B	3	0	0	0	1	2	2											
Daryle Ward, L (1,3) OBP: 0.333, SLG: 0.451		F9		L8						4	0	0	0	0	0	2											
Jose Castillo, R (1,4) OBP: 0.317, SLG: 0.424										3	1	3	1	0	0	0											
41 Ryan Doumit, S (1,2) OBP: 0.265, SLG: 0.284										3	0	0	0	0	0	2											
2 Jack Wilson, R (1,6) OBP: 0.264, SLG: 0.343										3	0	0	0	0	0	1											
Josh Fogg, R (1,1) OBP: 0.161, SLG: 0.138 Tike Redman, L (5,PH) Brian Meadows, R (5,1) Rob Mackowiak, L (6,8) OBP: 0.357, SLG: 0.437			K							1	0	0	0	0	1	0											
										1	0	0	0	0	1	1											
										0	0	0	0	0	0	0											
										1	0	0	0	0	0	0											
Inning Stats	R: 0 E: 1 K: 1 S: 11	H: 0 LOB: 1 BB: 0 P: 17	R: 1 E: 0 K: 0 S: 7	H: 1 LOB: 0 BB: 0 P: 10	R: 0 E: 0 K: 2 S: 9	H: 0 LOB: 0 BB: 0 P: 13	R: 0 E: 0 K: 1 S: 8	H: 1 LOB: 1 BB: 0 P: 13	R: 0 E: 0 K: 0 S: 5	H: 0 LOB: 0 BB: 0 P: 9	R: 0 E: 0 K: 0 S: 9	H: 1 LOB: 1 BB: 1 P: 15	R: 0 E: 0 K: 0 S: 7	H: 0 LOB: 0 BB: 0 P: 11	R: 0 E: 0 K: 1 S: 9	H: 1 LOB: 1 BB: 0 P: 12	1B: 2 2B: 1 3B: 0 HR: 1	SF: 0 SAC: 0 DP: 1 HBP: 0	WP: 0 PB: 0 SB: 0 CS: 0	PA: 32							
PITCHER	IP	WLS	BF	H	R	ER	SO	BB	IBB	HBP	BLK	WP	HR	S	P	ERA	WHIP										
34 Kerry Wood, R (1,1) ERA: 4.41	6.0	W	21	2	1	1	5	0	0	0	0	0	1	48	75	1.50	0.333										
43 Michael Wuertz, R (7,1) ERA: 4.28	1.0		4	1	0	0	0	1	0	0	0	0	0	9	15	0.00	2.000										
Mike Remlinger, L (8,1) ERA: 4.68	1.0		3	0	0	0	0	0	0	0	0	0	0	7	11	0.00	0.000										
Glendon Rusch, L (9,1) ERA: 3.81	1.0		4	1	0	0	1	0	0	0	0	0	0	9	12	0.00	1.000										

Pittsburgh Pirates @ Chicago Cubs
Wrigley Field, Chicago, IL
Fri Jul 15, 2005, 1:20 PM CDT
Att: 39,512 - Sunny - 78 F

AB	31
R	1
H	4
RBI	1
BB	1
SO	6
LOB	8



Batter	1	2	3	4	5	6	7	8	9	AB	R	H	RBI	BB	SO	LOB	BOTTOM										
Jerry Hairston, R (1,8) OBP: 0.356, SLG: 0.404	B5-3	G5-3		F9						5	1	1	4	0	0	2											
Todd Walker, L (1,4) OBP: 0.357, SLG: 0.482	G3		P4							5	0	1	0	0	0	1											
25 Derrek Lee, R (1,3) OBP: 0.449, SLG: 0.725	F9		1B 16 HR							5	1	2	0	0	0	1											
Jeromy Burnitz, L (1,9) OBP: 0.345, SLG: 0.477 19 Matt Murton, R (8,PH) OBP: 0.333, SLG: 0.333			1B 16 HR							4	2	2	0	0	0	1											
16 Aramis Ramirez, R (1,5) OBP: 0.357, SLG: 0.559 Jose Macias, S (7,PH) OBP: 0.301, SLG: 0.363		G5-3								3	2	2	3	0	0	1											
Todd Hollandsworth, L (1,7) OBP: 0.314, SLG: 0.420		L4		G4-3						4	1	1	0	0	0	2											
Neifi Perez, S (1,6) OBP: 0.293, SLG: 0.381 5 Ronny Cedeno, R (7,PH) OBP: 0.257, SLG: 0.333				L4						3	2	2	2	0	0	0											
Michael Barrett, R (1,2) OBP: 0.326, SLG: 0.446										3	2	1	0	1	0	2											
34 Kerry Wood, R (1,1) OBP: 0.158, SLG: 0.222 43 Michael Wuertz, R (7,1) Mike Remlinger, L (8,1) Ben Grieve, L (8,PH) Glendon Rusch, L (9,1) OBP: 0.350, SLG: 0.308 OBP: 0.382, SLG: 0.190										3	0	1	2	0	0	3											
										0	0	0	0	0	0	0											
										0	0	0	0	0	0	0											
										1	0	1	0	0	0	0											
										0	0	0	0	0	0	0											
Inning Stats	R: 0 E: 0 K: 0 S: 4	H: 0 LOB: 0 BB: 0 P: 4	R: 3 E: 0 K: 0 S: 20	H: 4 LOB: 1 BB: 0 P: 26	R: 3 E: 0 K: 0 S: 15	H: 3 LOB: 0 BB: 0 P: 23	R: 0 E: 0 K: 0 S: 6	H: 0 LOB: 0 BB: 0 P: 10	R: 0 E: 0 K: 0 S: 12	H: 0 LOB: 0 BB: 0 P: 15	R: 5 E: 0 K: 0 S: 15	H: 5 LOB: 1 BB: 1 P: 27	R: 0 E: 0 K: 0 S: 9	H: 2 LOB: 1 BB: 0 P: 10	R: 0 E: 0 K: 1 S: 12	H: 2 LOB: 2 BB: 0 P: 17	1B: 10 2B: 5 3B: 0 HR: 2	SF: 0 SAC: 0 DP: 1 HBP: 0	WP: 1 PB: 0 SB: 0 CS: 0	PA: 40							
PITCHER	IP	WLS	BF	H	R	ER	SO	BB	IBB	HBP	BLK	WP	HR	S	P	ERA	WHIP										
Josh Fogg, R (1,1) ERA: 4.64	4.0	L	19	7	6	6	0	0	0	0	0	0	1	45	63	13.50	1.750										
Brian Meadows, R (5,1) ERA: 5.45	1.2		11	5	5	5	0	0	1	0	0	0	1	26	41	27.00	3.000										
34 John Grabow, L (6,1) ERA: 2.88	1.1		5	2	0	0	0	0	0	0	0	0	0	10	11	0.00	1.500										
Jose Mesa, R (8,1) ERA: 4.13	0.1		2	1	0	0	0	0	0	0	0	1	0	4	7	0.00	3.000										
Ryan Vogelsong, R (8,1) ERA: 5.19	0.2		3	1	0	0	1	0	0	0	0	0	0	8	10	0.00	1.500										

Pittsburgh Pirates @ Chicago Cubs
Wrigley Field, Chicago, IL
Fri Jul 15, 2005, 1:20 PM CDT
Att: 39,512 - Sunny - 78 F

AB	39
R	11
H	16
RBI	11
BB	1
SO	1
LOB	15



Batter	1	2	3	4	5	6	7	8	9	AB	R	H	RBI	BB	SO	LOB	TOP		
Matt Lawton, L (1,9) OBP: 0.379, SLG: 0.453	L6	G3-1			G6-3		2B			4	0	1	1	0	0	1	Pittsburgh Pirates @ Chicago Cubs Wrigley Field, Chicago, IL Sat Jul 16 2005, 3:05 PM CDT Att: 39,790 - Sunny - 80 F		
Rob Mackowiak, L (1,5) OBP: 0.392, SLG: 0.431	K		K			F7	G5-3			4	0	0	0	0	2	2			
Jason Bay, R (1,8) OBP: 0.376, SLG: 0.540	HR		F7			K		G5-3		4	1	1	1	0	1	0			
Craig Wilson, R (1,7) OBP: 0.403, SLG: 0.344										0	0	0	0	0	0	0			
Tike Redman, L (2,8) OBP: 0.323, SLG: 0.384	HBP		F7			S	1B	G3-1		3	0	1	0	0	0	0			
Daryle Ward, L (1,3) OBP: 0.329, SLG: 0.445	G4-3				L3			P6		4	0	0	0	0	0	2			
Jose Castillo, R (1,4) OBP: 0.313, SLG: 0.417		K			G1-3				G4-3	4	0	0	0	0	2	0			
11 Humberto Cota, R (1,2) OBP: 0.299, SLG: 0.421		2B 57 SF8	1B		F9			G4-3	P4	4	1	1	0	0	0	0			
2 Jack Wilson, R (1,6) OBP: 0.267, SLG: 0.343					F9				G6-3	3	1	1	0	1	0	0			
57 Zach Duke, L (1,1) Jose Mesa, R (9,1)		SF8			K			E4		2	0	0	1	0	1	1			
										0	0	0	0	0	0	0			
Inning Stats	R: 1 E: 0 K: 1 S: 9	H: 1 LOB: 1 BB: 0 P: 13	R: 1 E: 0 K: 1 S: 11	H: 2 LOB: 1 BB: 0 P: 15	R: 0 E: 0 K: 1 S: 8	H: 0 LOB: 0 BB: 0 P: 11	R: 0 E: 0 K: 0 S: 7	H: 0 LOB: 0 BB: 0 P: 11	R: 0 E: 0 K: 1 S: 9	H: 1 LOB: 1 BB: 0 P: 11	R: 1 E: 1 K: 1 S: 13	H: 1 LOB: 2 BB: 1 P: 19	R: 0 E: 0 K: 0 S: 11	H: 0 LOB: 0 BB: 0 P: 14	R: 0 E: 0 K: 0 S: 6	H: 0 LOB: 0 BB: 0 P: 7	1B: 3 2B: 1 3B: 0 HR: 1	SF: 1 SAC: 0 DP: 0 HBP: 1	WP: 0 PA: 35 PB: 0 SB: 1 CS: 0
PITCHER	IP WLS BF H R ER SO BB IBB HBP BLK WP HR S P ERA WHIP	8.0 L 32 5 3 2 6 1 0 1 0 0 0 1 75 101 2.25 0.750	1.0 S 3 0 0 0 0 0 0 0 0 0 0 0 6 7 0.00 0.000																

Batter	1	2	3	4	5	6	7	8	9	AB	R	H	RBI	BB	SO	LOB	BOTTOM		
Jerry Hairston, R (1,8) OBP: 0.355, SLG: 0.401	G4-3		L9			1B		G6-4-3		4	0	1	0	0	0	2	Pittsburgh Pirates @ Chicago Cubs Wrigley Field, Chicago, IL Sat Jul 16 2005, 3:05 PM CDT Att: 39,790 - Sunny - 80 F		
Todd Walker, L (1,4) OBP: 0.360, SLG: 0.482	K				P6	16 G5-4-3	1B		1B	4	0	2	0	0	1	0			
25 Derrek Lee, R (1,3) OBP: 0.445, SLG: 0.716	P3				G6-3		K		P6	4	0	0	0	0	1	3			
16 Aramis Ramirez, R (1,5) OBP: 0.353, SLG: 0.552		G6-3			G1-3		G5-4-3		F8	4	0	0	0	0	0	3			
19 Matt Murton, R (1,7) OBP: 0.333, SLG: 0.333					G6-3					3	0	1	0	0	1	0			
Ben Grieve, L (9,PH) OBP: 0.526, SLG: 0.357		K					5 G6-4-3	1B	1B	1	0	1	0	0	0	0			
Jeromy Burnitz, L (1,9) OBP: 0.344, SLG: 0.473		L8			5 1B		P3		G3-1	3	0	0	0	1	0	3			
5 Ronny Cedeno, R (1,6) OBP: 0.289, SLG: 0.361										3	0	2	0	0	0	1			
44 Roberto Novoa, R (9,1)					24 G6-3					0	0	0	0	0	0	0			
24 Henry Blanco, R (1,2) OBP: 0.188, SLG: 0.280										2	0	0	0	0	1	3			
Neftali Feliz, S (8,PH) OBP: 0.292, SLG: 0.380		G6-3					K		G5-3	1	0	0	0	0	0	0			
Greg Maddux, R (1,1) OBP: 0.231, SLG: 0.308										2	0	1	0	0	0	2			
Michael Barrett, R (8,PH) OBP: 0.328, SLG: 0.446										0	0	0	0	1	0	0			
Inning Stats	R: 0 E: 0 K: 1 S: 13	H: 0 LOB: 0 BB: 0 P: 19	R: 0 E: 0 K: 1 S: 7	H: 0 LOB: 0 BB: 0 P: 12	R: 0 E: 0 K: 0 S: 8	H: 2 LOB: 1 BB: 0 P: 14	R: 0 E: 0 K: 0 S: 6	H: 0 LOB: 0 BB: 0 P: 10	R: 0 E: 0 K: 1 S: 13	H: 1 LOB: 2 BB: 1 P: 22	R: 0 E: 0 K: 1 S: 13	H: 2 LOB: 1 BB: 0 P: 14	R: 0 E: 0 K: 0 S: 5	H: 0 LOB: 0 BB: 1 P: 12	R: 0 E: 0 K: 0 S: 11	H: 2 LOB: 2 BB: 0 P: 14	1B: 8 2B: 0 3B: 0 HR: 0	SF: 0 SAC: 0 DP: 4 HBP: 0	WP: 0 PA: 33 PB: 0 SB: 0 CS: 0
PITCHER	IP WLS BF H R ER SO BB IBB HBP BLK WP HR S P ERA WHIP	8.0 W 28 6 0 0 4 2 0 0 0 0 0 0 73 112 0.00 1.000	1.0 S 5 2 0 0 0 0 0 0 0 0 0 0 11 14 0.00 2.000																



Batter	1	2	3	4	5	6	7	8	9	AB	R	H	RBI	BB	SO	LOB	TOP				
Matt Lawton, L (1, 9) OBP: 0.381, SLG: 0.454	G6-4-3 1B		PO BB				G3		G4-3	4	0	2	0	1	0	3	Pittsburgh Pirates @ Chicago Cubs Wrigley Field, Chicago, IL Sun Jul 17 2005, 1:20 PM CDT Att: 39,391 - Partly Cloudy - 90 F				
Tika Redman, L (1, 8) OBP: 0.318, SLG: 0.378	F7		PO	G4-3	G4-3			G6-3		3	0	0	0	0	0	2					
Ryan Vogelsong, R (5, 1) OBP: 0.400, SLG: 0.500										0	0	0	0	0	0	0					
12 Freddy Sanchez, R (7, 6) OBP: 0.314, SLG: 0.358										1	0	0	0	0	0	0					
Jason Bay, R (1, 7) OBP: 0.377, SLG: 0.537	G6-4-3			E FC5-4 1B BB			G6-3		G4-3 BB	2	1	0	0	2	0	1					
Rob Mackowiak, L (1, 5)		G6-3		FC5-4 E 1B			FC6-4 1B		G4-3	4	0	2	0	0	0	1					
Daryle Ward, L (1, 3) OBP: 0.325, SLG: 0.439	K			E3 FC5-4 1B			L4		G6-3	4	0	0	0	0	1	3					
Jose Castillo, R (1, 4) OBP: 0.315, SLG: 0.418				FC5-4 1B			FC6-4		1B 2B	4	1	2	1	0	0	3					
11 Humberto Cota, R (1, 2) OBP: 0.298, SLG: 0.417	F8			P3					1B	4	0	1	0	0	1	3					
2 Jack Wilson, R (1, 6) OBP: 0.265, SLG: 0.340			F7		G4-3				1B	3	0	0	0	0	1	0					
34 John Grabow, L (7, 1)									1B	0	0	0	0	0	0	0					
Rick White, R (8, 1)									2B	0	0	0	0	0	0	0					
Bobby Hill, S (9, PH) OBP: 0.367, SLG: 0.360									3-H 2B	1	0	1	1	0	0	0					
Kip Wells, R (1, 1) OBP: 0.200, SLG: 0.206					G1-3				G1	1	0	0	0	0	1	0					
Brian Meadows, R (3, 1)										0	0	0	0	0	0	0					
6 Chris Duffy, L (5, PH) OBP: 0.222, SLG: 0.250										2	0	0	0	1	0	2					
Inning Stats	R: 0 E: 0 K: 0 S: 7	H: 1 LOB: 0 BB: 0 P: 8	R: 0 E: 0 K: 1 S: 10	H: 1 LOB: 1 BB: 0 P: 13	R: 0 E: 0 K: 1 S: 6	H: 0 LOB: 0 BB: 1 P: 13	R: 1 E: 1 K: 0 S: 12	H: 1 LOB: 2 BB: 1 P: 20	R: 0 E: 0 K: 0 S: 8	H: 1 LOB: 1 BB: 0 P: 9	R: 0 E: 0 K: 2 S: 6	H: 0 LOB: 1 BB: 1 P: 16	R: 0 E: 0 K: 0 S: 4	H: 0 LOB: 0 BB: 0 P: 9	R: 1 E: 0 K: 0 S: 11	H: 3 LOB: 2 BB: 0 P: 15	1B: 7 2B: 1 3B: 0 HR: 0	SF: 0 SAC: 0 DP: 2 HBP: 0	WP: 0 PB: 0 SB: 0 CS: 0	PA: 38	
PITCHER	IP	WLS	BF	H	R	ER	SO	BB	IBB	HBP	BLK	WP	HR	S	P	ERA	WHIP				
38 Carlos Zambrano, R (1, 1) ERA: 3.6	8.0	W	31	5	1	0	4	4	0	0	0	0	0	62	95	0.00	1.125				
13 Will Ohman, L (9, 1) ERA: 2.53	0.1		2	1	1	1	0	0	0	0	0	0	0	5	6	27.00	3.000				
Sergio Mitre, R (9, 1) ERA: 5.19	0.2		4	2	0	0	0	0	0	0	0	0	0	6	9	0.00	3.000				

Batter	1	2	3	4	5	6	7	8	9	AB	R	H	RBI	BB	SO	LOB	BOTTOM				
Jerry Hairston, R (1, 8) OBP: 0.348, SLG: 0.392	G5-3		G6-3 P2		F9		F7			5	0	0	0	0	0	4	Pittsburgh Pirates @ Chicago Cubs Wrigley Field, Chicago, IL Sun Jul 17 2005, 1:20 PM CDT Att: 39,391 - Partly Cloudy - 90 F				
Todd Walker, L (1, 4) OBP: 0.356, SLG: 0.474	K		25 1B 1B	K		F7		F8		5	1	1	0	0	2	0					
25 Derrek Lee, R (1, 3) OBP: 0.444, SLG: 0.721	HR		16 1B 1B	G6-3		G5-3		G3		5	2	2	1	0	0	0					
Jeromy Burnitz, L (1, 9) OBP: 0.347, SLG: 0.487	F7		16 1B FC5-2 1B	HR		F7		2B		5	1	3	2	0	0	0					
13 Will Ohman, L (9, 1)										0	0	0	0	0	0	0					
Sergio Mitre, R (9, 1) OBP: 0.364, SLG: 0.455			1-2 2-3 3-H 1B	HR				2B		0	0	0	0	0	0	0					
16 Aramis Ramirez, R (1, 5) OBP: 0.357, SLG: 0.565		K	FC5-2 1B 1B	2B			HR	P3		5	2	3	2	0	1	1					
Todd Hollandsworth, L (1, 7) OBP: 0.326, SLG: 0.425	1B		1-3 2-H 1B 1B	BB		2B				2	1	2	0	2	0	0					
Neifi Perez, S (1, 6) OBP: 0.292, SLG: 0.382		1B	1-2 2-3 3-H 1B 2B	BB		1B				4	1	1	0	0	0	6					
Michael Barrett, R (1, 2) OBP: 0.331, SLG: 0.447			38 2B 1B		F8		K			4	0	2	1	0	1	2					
3B Carlos Zambrano, S (1, 1) OBP: 0.233, SLG: 0.349			1-3 2-3 3-H 1B 2B							4	0	1	2	0	1	4					
Jose Macias, S (9, 9) OBP: 0.301, SLG: 0.363	G3		1-3 2-3 3-H 1B 2B		F7		K			0	0	0	0	0	0	0					
Inning Stats	R: 1 E: 0 K: 1 S: 12	H: 1 LOB: 0 BB: 0 P: 17	R: 0 E: 0 K: 1 S: 10	H: 2 LOB: 2 BB: 0 P: 15	R: 5 E: 0 K: 0 S: 25	H: 6 LOB: 2 BB: 1 P: 42	R: 1 E: 0 K: 1 S: 12	H: 2 LOB: 1 BB: 1 P: 19	R: 0 E: 0 K: 0 S: 4	H: 0 LOB: 0 BB: 0 P: 4	R: 0 E: 0 K: 0 S: 7	H: 0 LOB: 0 BB: 0 P: 12	R: 1 E: 0 K: 2 S: 15	H: 3 LOB: 2 BB: 0 P: 19	R: 0 E: 0 K: 0 S: 12	H: 1 LOB: 1 BB: 0 P: 16	1B: 8 2B: 4 3B: 0 HR: 3	SF: 0 SAC: 0 DP: 0 HBP: 0	WP: 0 PB: 0 SB: 0 CS: 0	PA: 41	
PITCHER	IP	WLS	BF	H	R	ER	SO	BB	IBB	HBP	BLK	WP	HR	S	P	ERA	WHIP				
Kip Wells, R (1, 1) ERA: 4.82	2.2	L	18	9	6	6	2	1	0	0	0	0	1	42	68	20.25	3.750				
Brian Meadows, R (3, 1) ERA: 5.5	1.1		7	2	1	1	1	1	0	0	0	0	1	17	25	6.75	2.250				
Ryan Vogelsong, R (5, 1) ERA: 4.96	2.0		6	0	0	0	0	0	0	0	0	0	0	11	16	0.00	0.000				
34 John Grabow, L (7, 1) ERA: 3.12	1.0		6	3	1	1	2	0	0	0	0	0	1	15	19	9.00	3.000				
Rick White, R (8, 1) ERA: 2.6	1.0		4	1	0	0	0	0	0	0	0	0	0	12	16	0.00	1.000				



Batter	1	2	3	4	5	6	7	8	9	AB	R	H	RBI	BB	SO	LOB	TOP					
Jerry Hairston, R (1, 8) OBP: 0.348, SLG: 0.392											4	1	1	0	0	1	4					
Todd Walker, L (1, 4) OBP: 0.381, SLG: 0.505											5	1	2	0	0	0	4					
25 Derrek Lee, R (1, 3) OBP: 0.447, SLG: 0.738										5	1	3	2	0	1	1						
Jeremy Burnitz, L (1, 9) OBP: 0.346, SLG: 0.479										3	2	0	0	2	0	4						
16 Aramis Ramirez, R (1, 5) OBP: 0.366, SLG: 0.599										4	2	3	5	1	0	1						
Todd Hollandsworth, L (1, 7) OBP: 0.322, SLG: 0.416										4	0	0	0	1	1	3						
Neifi Perez, S (1, 6) OBP: 0.289, SLG: 0.376											5	0	1	0	0	0	1					
24 Henry Blanco, R (1, 2) OBP: 0.202, SLG: 0.282											3	0	1	0	1	0	0					
22 Mark Prior, R (1, 1) OBP: 0.308, SLG: 0.292											2	0	0	0	1	1	2					
13 Will Ohman, L (7, 1)											0	0	0	0	0	0						
Jody Gerut, L (8, PH) OBP: 0.354, SLG: 0.374											1	0	0	0	0	2						
44 Roberto Novoa, R (8, 1)											0	0	0	0	0	0						
46 Ryan Dempster, R (9, 1) OBP: 0.077, SLG: 0.077											0	0	0	0	0	0						
Inning Stats	R: 0 E: 0 K: 1 S: 14	H: 1 LOB: 1 BB: 0 P: 18	R: 0 E: 0 K: 1 S: 8	H: 1 LOB: 2 BB: 1 P: 16	R: 3 E: 0 K: 0 S: 14	H: 2 LOB: 2 BB: 2 P: 28	R: 0 E: 0 K: 0 S: 8	H: 0 LOB: 0 BB: 0 P: 13	R: 2 E: 0 K: 0 S: 9	H: 2 LOB: 1 BB: 1 P: 20	R: 0 E: 0 K: 0 S: 7	H: 0 LOB: 1 BB: 1 P: 11	R: 0 E: 0 K: 0 S: 7	H: 2 LOB: 1 BB: 0 P: 11	R: 0 E: 1 K: 1 S: 17	H: 2 LOB: 3 BB: 0 P: 23	R: 2 E: 0 K: 1 S: 10	H: 1 LOB: 0 BB: 1 P: 16	1B: 5 2B: 4 3B: 0 HR: 2	SF: 0 SAC: 0 DP: 2 HBP: 1	WP: 0 PB: 0 SB: 0 CS: 1	PA: 44
PITCHER	IP: 4.0 WLS: L BF: 21 ERA: 18.05	H: 6 R: 5 ER: 5 SO: 2	BB: 3 IBB: 0 HBP: 1 BLK: 0	WP: 0 HR: 1 S: 50 P: 87	ERA: 11.25 WHIP: 2.250	IP: 0.2 WLS: 2 BF: 2 ERA: 4.84	H: 0 R: 0 ER: 0 SO: 1	BB: 0 IBB: 0 HBP: 0 BLK: 0	WP: 0 HR: 0 S: 4 P: 6	ERA: 0.00 WHIP: 0.000												
37 Brian Stacke, L (5, 1) ERA: 1.13	IP: 2.0 WLS: 7 BF: 0 ERA: 5.4	H: 0 R: 0 ER: 0 SO: 0	BB: 1 IBB: 1 HBP: 0 BLK: 0	WP: 0 HR: 0 S: 10 P: 19	ERA: 0.00 WHIP: 0.500	IP: 7.1 WLS: 4 BF: 2 ERA: 4.01	H: 2 R: 0 ER: 0 SO: 1	BB: 0 IBB: 0 HBP: 0 BLK: 0	WP: 0 HR: 0 S: 17 P: 23	ERA: 0.00 WHIP: 2.000												
31 Matt Bellisle, R (8, 1) ERA: 4.01	IP: 1.0 WLS: 6 BF: 2 ERA: 4.01	H: 0 R: 0 ER: 0 SO: 1	BB: 0 IBB: 0 HBP: 0 BLK: 0	WP: 0 HR: 0 S: 17 P: 23	ERA: 0.00 WHIP: 2.000	IP: 0.1 WLS: 3 BF: 1 ERA: 4.15	H: 2 R: 1 ER: 2 SO: 0	BB: 1 IBB: 0 HBP: 0 BLK: 0	WP: 0 HR: 0 S: 6 P: 10	ERA: 54.00 WHIP: 6.000												

Chicago Cubs @ Cincinnati Reds
Great American Ball Park, Cincinnati, OH
Tue Jul 19 2005, 7:10 PM EDT
Att: 24,664 - Partly Cloudy - 85 F

AB	36
R	7
H	11
RBI	7
BB	6
SO	4
LOB	22



Batter	1	2	3	4	5	6	7	8	9	AB	R	H	RBI	BB	SO	LOB	BOTTOM			
Felipe Lopez, S (1, 6) OBP: 0.352, SLG: 0.516											5	1	1	0	0	2	4			
Rich Aurilia, R (1, 4) OBP: 0.305, SLG: 0.425											5	0	1	1	0	3	2			
Sean Casey, L (1, 3) OBP: 0.359, SLG: 0.402											3	0	1	0	0	0	0			
Ken Griffey Jr., L (1, 8) OBP: 0.365, SLG: 0.540											3	1	0	0	1	1	4			
Joe Randa, R (1, 5) OBP: 0.355, SLG: 0.480										4	1	1	0	0	0	0	0			
Adam Dunn, L (1, 7) OBP: 0.385, SLG: 0.554										4	0	1	0	0	1	3				
Wily Mo Peña, R (1, 9) OBP: 0.306, SLG: 0.536										4	0	0	0	0	2	4				
25 David Weathers, R (9, 1) OBP: 0.000, SLG: 0.000										0	0	0	0	0	0	0				
Randy Keisler, L (9, 1) OBP: 0.600, SLG: 1.400										0	0	0	0	0	0	0				
Jason LaRue, R (1, 2) OBP: 0.349, SLG: 0.433										4	0	1	2	0	0	1				
Luke Hudson, R (1, 1) OBP: 0.275, SLG: 0.286											1	0	1	0	0	0	0			
37 Brian Stacke, L (5, 1) ERA: 2.49	IP: 6.2 WLS: W BF: 30 ERA: 3.15	H: 3 R: 3 ER: 3 SO: 3	BB: 2 IBB: 0 HBP: 1 BLK: 0	WP: 0 HR: 0 S: 67 P: 109	ERA: 4.05 WHIP: 1.350	IP: 0.1 WLS: H BF: 1 ERA: 2.49	H: 0 R: 0 ER: 0 SO: 0	BB: 0 IBB: 0 HBP: 0 BLK: 0	WP: 0 HR: 0 S: 9 P: 15	ERA: 0.00 WHIP: 0.000										
44 Roberto Novoa, R (8, 1) ERA: 3.5	IP: 1.0 WLS: H BF: 3 ERA: 3.5	H: 3 R: 0 ER: 0 SO: 1	BB: 0 IBB: 0 HBP: 0 BLK: 0	WP: 0 HR: 0 S: 9 P: 15	ERA: 0.00 WHIP: 0.000	IP: 1.0 WLS: 4 BF: 0 ERA: 3.88	H: 0 R: 0 ER: 0 SO: 1	BB: 1 IBB: 0 HBP: 0 BLK: 0	WP: 0 HR: 0 S: 7 P: 14	ERA: 0.00 WHIP: 1.000										
46 Ryan Dempster, R (9, 1) ERA: 3.88	IP: 1.0 WLS: 4 BF: 0 ERA: 3.88	H: 0 R: 0 ER: 0 SO: 1	BB: 1 IBB: 0 HBP: 0 BLK: 0	WP: 0 HR: 0 S: 7 P: 14	ERA: 0.00 WHIP: 1.000															
Inning Stats	R: 0 E: 0 K: 1 S: 7	H: 0 LOB: 0 BB: 0 P: 12	R: 2 E: 0 K: 1 S: 14	H: 3 LOB: 2 BB: 1 P: 25	R: 0 E: 0 K: 1 S: 7	H: 0 LOB: 0 BB: 0 P: 12	R: 0 E: 0 K: 2 S: 15	H: 0 LOB: 2 BB: 0 P: 25	R: 0 E: 0 K: 1 S: 9	H: 1 LOB: 1 BB: 0 P: 12	R: 0 E: 0 K: 2 S: 11	H: 1 LOB: 2 BB: 1 P: 19	R: 0 E: 0 K: 1 S: 9	H: 0 LOB: 0 BB: 0 P: 15	R: 0 E: 0 K: 1 S: 7	H: 0 LOB: 1 BB: 1 P: 14	1B: 3 2B: 4 3B: 0 HR: 0	SF: 0 SAC: 0 DP: 1 HBP: 1	WP: 0 PB: 0 SB: 0 CS: 0	PA: 38
PITCHER	IP: 6.2 WLS: W BF: 30 ERA: 3.15	H: 3 R: 3 ER: 3 SO: 3	BB: 2 IBB: 0 HBP: 1 BLK: 0	WP: 0 HR: 0 S: 67 P: 109	ERA: 4.05 WHIP: 1.350	IP: 0.1 WLS: H BF: 1 ERA: 2.49	H: 0 R: 0 ER: 0 SO: 0	BB: 0 IBB: 0 HBP: 0 BLK: 0	WP: 0 HR: 0 S: 9 P: 15	ERA: 0.00 WHIP: 0.000										
13 Will Ohman, L (7, 1) ERA: 2.49	IP: 0.1 WLS: H BF: 1 ERA: 2.49	H: 0 R: 0 ER: 0 SO: 0	BB: 0 IBB: 0 HBP: 0 BLK: 0	WP: 0 HR: 0 S: 9 P: 15	ERA: 0.00 WHIP: 0.000	IP: 1.0 WLS: 4 BF: 0 ERA: 3.5	H: 0 R: 0 ER: 0 SO: 1	BB: 1 IBB: 0 HBP: 0 BLK: 0	WP: 0 HR: 0 S: 7 P: 14	ERA: 0.00 WHIP: 1.000										
46 Ryan Dempster, R (9, 1) ERA: 3.88	IP: 1.0 WLS: 4 BF: 0 ERA: 3.88	H: 0 R: 0 ER: 0 SO: 1	BB: 1 IBB: 0 HBP: 0 BLK: 0	WP: 0 HR: 0 S: 7 P: 14	ERA: 0.00 WHIP: 1.000															

Chicago Cubs @ Cincinnati Reds
Great American Ball Park, Cincinnati, OH
Tue Jul 19 2005, 7:10 PM EDT
Att: 24,664 - Partly Cloudy - 85 F

AB	34
R	3
H	7
RBI	3
BB	3
SO	10
LOB	18



Batter	1	2	3	4	5	6	7	8	9	AB	R	H	RBI	BB	SO	LOB	TOP		
Jody Gerut, L (1,9) OBP: 0.346, SLG: 0.364	G3-1		P6			G4-3		P3		4	0	0	0	0	0	1	Chicago Cubs @ Cincinnati Reds Great American Ball Park, Cincinnati, OH Wed Jul 20 2005, 7:10 PM EDT Att: 27,363 - Cloudy - 79 F		
Todd Walker, L (1,4) OBP: 0.354, SLG: 0.495	G4-3			G3		F7		P4		4	0	0	0	0	0				
25 Derrek Lee, R (1,3) OBP: 0.445, SLG: 0.741	F9			F9			HR	G5-3		4	1	1	1	0	0				
Jeremy Burnitz, L (1,8) OBP: 0.348, SLG: 0.487		F8		G3			HR		G5-4-3 1B	4	1	2	1	0	0				
16 Aramis Ramirez, R (1,5) OBP: 0.365, SLG: 0.595	K				G5-3		FC5-4 1B	G5-4-3 1B		4	0	1	0	0	1				
Todd Hollandsworth, L (1,7) OBP: 0.317, SLG: 0.408	F8				G1-3		FC5-4 2B 1-2F SF8	G6-3		4	1	0	0	0	0	1			
Neifi Perez, S (1,6) OBP: 0.292, SLG: 0.382			G4-3				SF8 1-3 2B			3	0	2	0	0	0	0			
Michael Barrett, R (1,2) OBP: 0.336, SLG: 0.452			34 SH3 1B		F7		SF8			2	0	1	1	0	0	1			
34 Kerry Wood, R (1,1) Mike Remlinger, L (4,1) 5 Ronny Cedeno, R (6,PH) Sergio Mitre, R (8,1) Jose Macias, S (7,PH) Glendon Rusch, L (7,1) 13 Will Ohman, L (8,1) 43 Michael Wuerzt, R (8,1)			SH3			G1-3		G5-3		0	0	0	0	0	0	0			
Inning Stats	R: 0 E: 0 K: 0 S: 10	H: 0 LOB: 0 BB: 0 P: 14	R: 0 E: 0 K: 1 S: 6	H: 0 LOB: 0 BB: 0 P: 12	R: 0 E: 0 K: 0 S: 8	H: 1 LOB: 1 BB: 0 P: 13	R: 0 E: 0 K: 0 S: 6	H: 0 LOB: 0 BB: 0 P: 9	R: 0 E: 0 K: 0 S: 8	H: 0 LOB: 1 BB: 0 P: 9	R: 3 E: 0 K: 0 S: 10	H: 4 LOB: 1 BB: 0 P: 15	R: 0 E: 0 K: 0 S: 7	H: 0 LOB: 0 BB: 0 P: 8	R: 0 E: 0 K: 0 S: 6	H: 1 LOB: 0 BB: 0 P: 10		1B: 4 2B: 1 3B: 0 HR: 2	SF: 1 SAC: 1 DP: 1 HBP: 0
PITCHER 39 Aaron Harang, R (1,1) ERA: 3.88	IP: 9.0 WLS: W BF: 33 H: 7 R: 3 ER: 3 SO: 1 BB: 0 IBB: 0 HBP: 0 BLK: 0 WP: 0 HR: 2 S: 67 P: 99 ERA: 3.00 WHIP: 0.778															PITCHER 43 Michael Wuerzt, R (8,1) ERA: 4.24	IP: 0.1 WLS: 1 BF: 1 H: 0 R: 0 ER: 0 SO: 1 BB: 0 IBB: 0 HBP: 0 BLK: 0 WP: 0 HR: 0 S: 3 P: 5 ERA: 0.00 WHIP: 0.000		

Batter	1	2	3	4	5	6	7	8	9	AB	R	H	RBI	BB	SO	LOB	BOTTOM		
6 Ryan Freel, R (1,4) OBP: 0.405, SLG: 0.400	G4-3	K		BB		G5-3		1B BB 1B		4	1	1	0	1	1	2	Chicago Cubs @ Cincinnati Reds Great American Ball Park, Cincinnati, OH Wed Jul 20 2005, 7:10 PM EDT Att: 27,363 - Cloudy - 79 F		
Felipe Lopez, S (1,6) OBP: 0.552, SLG: 0.523	HR	K		F9				SF8		3	1	1	2	1	1	4			
Sean Casey, L (1,3) OBP: 0.360, SLG: 0.401	G4-3		F7		FC4-6 2B 1B	G2-3		BB 1B BB		4	1	1	0	1	0	1			
Ken Griffey Jr., L (1,8) OBP: 0.368, SLG: 0.548	FC6-4 BB		HR		F8		F7	BB 1B		4	1	2	2	1	0	1			
Joe Randa, R (1,5) OBP: 0.353, SLG: 0.474	FC6-4 1-2F		G1-3		FC4-6 BB		F9	K		4	0	0	0	1	1	4			
Adam Dunn, L (1,7) OBP: 0.388, SLG: 0.563		HR	F7		FC4-6 2B 1-2F 2-3		1B	BB		4	2	2	2	1	0	2			
Jacob Cruz, L (1,9) Wily Mo Peña, R (7,PH) ERA: 5.0 OBP: 0.303, SLG: 0.530		K		39 SH2-4 1B			F7	K		3	0	2	2	0	1	0			
Javier Valentin, S (1,2) OBP: 0.354, SLG: 0.505		39 SH 1B		F9			HR	6 1B 39 SH SF8 BB		3	2	2	1	1	0	1			
39 Aaron Harang, R (1,1) OBP: 0.024, SLG: 0.024		SH		SH2-4		K2-3		SH SF8 6 1B		1	1	0	0	0	1	0			
Inning Stats	R: 1 E: 0 K: 0 S: 17	H: 1 LOB: 1 BB: 1 P: 28	R: 1 E: 1 K: 3 S: 17	H: 2 LOB: 2 BB: 0 P: 26	R: 1 E: 0 K: 0 S: 7	H: 1 LOB: 0 BB: 0 P: 12	R: 0 E: 0 K: 0 S: 6	H: 1 LOB: 2 BB: 1 P: 14	R: 2 E: 0 K: 1 S: 10	H: 2 LOB: 1 BB: 1 P: 18	R: 1 E: 0 K: 1 S: 11	H: 1 LOB: 1 BB: 1 P: 17	R: 0 E: 0 K: 2 S: 16	H: 1 LOB: 3 BB: 3 P: 35	R: 3 E: 0 K: 2 S: 16	H: 2 LOB: 3 BB: 3 P: 35		1B: 6 2B: 1 3B: 0 HR: 4	SF: 1 SAC: 3 DP: 0 HBP: 0
PITCHER 34 Kerry Wood, R (1,1) ERA: 4.67 Mike Remlinger, L (4,1) ERA: 5.0 Sergio Mitre, R (6,1) ERA: 5.26 Glendon Rusch, L (7,1) ERA: 4.01 13 Will Ohman, L (8,1) ERA: 2.45	IP: 3.0 WLS: L BF: 15 H: 4 R: 3 ER: 3 SO: 3 BB: 1 IBB: 0 HBP: 0 BLK: 0 WP: 0 HR: 3 S: 41 P: 66 ERA: 9.00 WHIP: 1.667															PITCHER 43 Michael Wuerzt, R (8,1) ERA: 4.24	IP: 0.1 WLS: 1 BF: 1 H: 0 R: 0 ER: 0 SO: 1 BB: 0 IBB: 0 HBP: 0 BLK: 0 WP: 0 HR: 0 S: 3 P: 5 ERA: 0.00 WHIP: 0.000		



Batter	1	2	3	4	5	6	7	8	9	AB	R	H	RBI	BB	SO	LOB	TOP					
Jerry Hairston, R OBP: 0.346, SLG: 0.388 (1, 8)										5	0	1	0	0	0	2	Chicago Cubs @ Cincinnati Reds Great American Ball Park, Cincinnati, OH Thu Jul 21, 2005, 12:35 PM EDT Att: 36,498 - Cloudy - 84 F					
Todd Walker, L OBP: 0.355, SLG: 0.508 46 Ryan Dempster, R OBP: 0.077, SLG: 0.077 (1, 4) (8, 1)										5	1	2	3	0	0	1						
25 Derrek Lee, R OBP: 0.442, SLG: 0.733 (1, 3)										5	0	1	0	0	1	2						
16 Aramis Ramirez, R OBP: 0.365, SLG: 0.601 (1, 5)										5	1	2	1	0	0	2						
Michael Barrett, R OBP: 0.337, SLG: 0.455 (1, 2)										5	0	2	0	0	0	2						
Jeremy Burnitz, L OBP: 0.351, SLG: 0.492 (1, 9)										5	1	3	0	0	0	0						
5 Ronny Cedeno, R OBP: 0.279, SLG: 0.366 Jose Macias, S OBP: 0.298, SLG: 0.358 (1, 6) (8, 4)										4	1	1	1	0	0	4						
19 Matt Murton, R OBP: 0.500, SLG: 0.474 (1, 7)										2	1	1	0	2	1	2						
Greg Maddux, R OBP: 0.238, SLG: 0.310 43 Michael Wuerztz, R (6, 1) 13 Will Ohman, L (7, 1) Nelfi Perez, S OBP: 0.292, SLG: 0.381 44 Roberto Novoa, R (7, 1)										3	1	1	1	0	1	4						
Inning Stats	R: 0 E: 0 K: 0 S: 11	H: 2 LOB: 2 BB: 0 P: 19	R: 0 E: 0 K: 1 S: 10	H: 0 LOB: 1 BB: 1 P: 18	R: 0 E: 0 K: 0 S: 10	H: 1 LOB: 1 BB: 0 P: 14	R: 5 E: 0 K: 0 S: 17	H: 6 LOB: 1 BB: 0 P: 26	R: 0 E: 0 K: 1 S: 9	H: 2 LOB: 2 BB: 1 P: 17	R: 0 E: 0 K: 1 S: 7	H: 0 LOB: 0 BB: 0 P: 11	R: 0 E: 0 K: 1 S: 8	H: 2 LOB: 2 BB: 0 P: 12	R: 0 E: 0 K: 0 S: 5	H: 0 LOB: 0 BB: 0 P: 10		R: 1 E: 0 K: 0 S: 9	H: 1 LOB: 0 BB: 0 P: 14	1B: 9 2B: 3 3B: 0 HR: 2	SF: 0 SAC: 0 DP: 1 HBP: 0	WP: 0 PB: 0 SB: 0 CS: 0
PITCHER	IP WLS BF H R ER SO BB IBB HBP BLK WP HR S P ERA WHIP																					
22 Eric Milton, L ERA: 7.08 Jason Standridge, R ERA: 4.15 56 Todd Coffey, R ERA: 5.4 37 Brian Shackelford, L ERA: 1.0 31 Matt Belisle, R ERA: 4.1	4.0 24 11 5 5 1 1 0 0 0 0 1 51 83 11.25 3.000																					

AB	40
R	6
H	14
RBI	6
BB	2
SO	3
LOB	19



Batter	1	2	3	4	5	6	7	8	9	AB	R	H	RBI	BB	SO	LOB	BOTTOM					
6 Ryan Freel, R OBP: 0.407, SLG: 0.402 Sean Casey, L OBP: 0.361, SLG: 0.401 (1, 5) (8, FH) (9, 3)										4	0	2	0	0	1	0	Chicago Cubs @ Cincinnati Reds Great American Ball Park, Cincinnati, OH Thu Jul 21, 2005, 12:35 PM EDT Att: 36,498 - Cloudy - 84 F					
Felipe Lopez, S OBP: 0.350, SLG: 0.518 (1, 6)										5	0	1	0	0	0	5						
Ken Griffey Jr., L OBP: 0.371, SLG: 0.546 (1, 8)										3	1	1	0	2	0	1						
Austin Kearns, R OBP: 0.313, SLG: 0.406 (1, 9)										5	1	3	2	0	0	4						
Adam Dunn, L OBP: 0.386, SLG: 0.556 (1, 3) (9, 7)										4	0	0	0	1	2	7						
Rich Aurilia, R OBP: 0.311, SLG: 0.442 (1, 4) (9, 5)										5	1	3	3	0	1	3						
Wily Mo Peña, R OBP: 0.300, SLG: 0.521 31 Matt Belisle, R OBP: 0.143, SLG: 0.143 (1, 7) (9, 1)										5	2	1	0	0	3	3						
Javier Valentin, S OBP: 0.366, SLG: 0.563 (1, 2)										3	3	2	3	1	1	0						
22 Eric Milton, L OBP: 0.175, SLG: 0.286 Jason Standridge, R ERA: 4.35 Jacob Cruz, L ERA: 3.75 56 Todd Coffey, R ERA: 5.4 37 Brian Shackelford, L ERA: 1.0 Ray Gimardo, S OBP: 0.203, SLG: 0.382 (1, 1) (5, 1) (6, PH) (7, 1) (8, PH) (9, 4)										2	0	1	0	0	0	0						
Inning Stats	R: 0 E: 0 K: 1 S: 12	H: 2 LOB: 2 BB: 0 P: 15	R: 1 E: 0 K: 2 S: 14	H: 3 LOB: 2 BB: 0 P: 17	R: 0 E: 0 K: 0 S: 5	H: 1 LOB: 0 BB: 0 P: 10	R: 2 E: 0 K: 0 S: 12	H: 2 LOB: 0 BB: 0 P: 19	R: 0 E: 0 K: 1 S: 8	H: 1 LOB: 1 BB: 0 P: 10	R: 1 E: 0 K: 3 S: 10	H: 1 LOB: 3 BB: 0 P: 15	R: 0 E: 1 K: 1 S: 13	H: 1 LOB: 3 BB: 1 P: 25	R: 5 E: 0 K: 1 S: 21	H: 3 LOB: 2 BB: 4 P: 46		R: 1 E: 0 K: 0 S: 9	H: 3 LOB: 2 BB: 4 P: 14	1B: 10 2B: 1 3B: 0 HR: 3	SF: 0 SAC: 1 DP: 1 HBP: 0	WP: 0 PB: 0 SB: 2 CS: 0
PITCHER	IP WLS BF H R ER SO BB IBB HBP BLK WP HR S P ERA WHIP																					
Greg Maddux, R ERA: 4.55 43 Michael Wuerztz, R ERA: 4.35 13 Will Ohman, L ERA: 2.45 44 Roberto Novoa, R ERA: 4.86 46 Ryan Dempster, R ERA: 4.13	5.0 23 9 3 3 4 0 0 0 0 0 1 11 17 9.00 2.000																					

AB	37
R	9
H	14
RBI	8
BB	5
SO	9
LOB	23



Batter	1	2	3	4	5	6	7	8	9	10	11	AB	R	H	RBI	BB	SO	LOB	TOP			
Jerry Hairston, R OBP: 0.354, SLG: 0.409	G5-3		G4-3 25 G4-3 2B		G4-6-3 1B		G4-6-3 1B			G6-3 3B		5	1	4	0	0	0	0				
Todd Walker, L OBP: 0.347, SLG: 0.495	K		G4-3		G4-6-3		G4-6-3			G6-3		5	0	0	0	0	1	6				
25 Derrek Lee, R OBP: 0.441, SLG: 0.730	G4-3 2B		G4-3			G3		G4-3		G4-3 DI IBB		4	0	1	1	1	0	0				
Jeromy Burnitz, L OBP: 0.349, SLG: 0.486	K		G3			K		F7		G6-3 BB		4	0	0	0	1	2	1				
16 Aramis Ramirez, R OBP: 0.363, SLG: 0.595		F9		G4-3		G4-3 BB 1B		G6-3		G6-3		5	0	1	0	0	0	3				
Todd Hollandsworth, L OBP: 0.315, SLG: 0.401		G3-1		L7		G4-3 BB				F9		4	0	0	0	1	1	0				
Neifi Perez, S OBP: 0.290, SLG: 0.378			F9		G3-1			G1-3		G1-3		5	0	1	0	0	0	2				
Michael Barrett, R OBP: 0.338, SLG: 0.450			L8			G6-3		G5-3		G5-3		3	0	0	0	2	0	0				
38 Carlos Zambrano, S OBP: 0.261, SLG: 0.391		L8				G6-3				K		3	0	2	0	0	0	2				
Jody Gerut, L OBP: 0.344, SLG: 0.361										K		1	0	0	0	0	1	0				
Glendon Rusch, L OBP: 0.192, SLG: 0.190												0	0	0	0	0	0	0				
19 Matt Murton, R OBP: 0.480, SLG: 0.450												1	0	0	0	0	1	1				
Sergio Mitre, R OBP: 0.364, SLG: 0.455												0	0	0	0	0	0	0				
Inning Stats	R: 0 E: 0 K: 2 S: 9	H: 1 LOB: 1 BB: 0 P: 12	R: 0 E: 0 K: 0 S: 10	H: 1 LOB: 2 BB: 1 P: 21	R: 1 E: 0 K: 0 S: 6	H: 1 LOB: 0 BB: 0 P: 9	R: 0 E: 0 K: 0 S: 4	H: 0 LOB: 0 BB: 0 P: 7	R: 0 E: 0 K: 1 S: 10	H: 1 LOB: 2 BB: 1 P: 16	R: 0 E: 0 K: 0 S: 6	H: 0 LOB: 0 BB: 0 P: 7	R: 0 E: 0 K: 0 S: 9	H: 0 LOB: 0 BB: 0 P: 12	R: 0 E: 0 K: 1 S: 11	H: 1 LOB: 3 BB: 2 P: 25	R: 0 E: 0 K: 2 S: 13	H: 0 LOB: 1 BB: 1 P: 18	1B: 5 2B: 3 3B: 1 HR: 0	SF: 0 SAC: 0 DP: 2 HBP: 0	WP: 0 PB: 0 SB: 0 CS: 0	PA: 45
PITCHER	IP 9.0	WLS 35	BF 35	H 8	R 1	ER 1	SO 3	BB 2	IBB 0	HBP 0	BLK 0	WP 0	HR 0	S 11	P 106	ERA 1.00	WHIP 1.111					
29 Chris Carpenter, R ERA: 2.28	1.0	6	1	0	0	1	1	1	0	0	0	0	0	11	25	0.00	2.000					
44 Jason Isringhausen, R ERA: 1.33	0.2	2	0	0	0	1	0	0	0	0	0	0	0	6	7	0.00	0.000					
Ray King, L ERA: 2.36	0.1	W	2	0	0	0	1	1	0	0	0	0	0	7	11	0.00	3.000					
AI Reyes, R ERA: 2.15																						

Chicago Cubs @ St. Louis Cardinals
 Busch Stadium, St. Louis, MO
 Fri Jul 22 2005, 7:10 PM CDT
 Att. 49,840 - Clear - 92 F

AB 40
 R 1
 H 9
 RBI 1
 BB 5
 SO 6
 LOB 15



Batter	1	2	3	4	5	6	7	8	9	10	11	AB	R	H	RBI	BB	SO	LOB	BOTTOM							
22 David Eckstein, R OBP: 0.362, SLG: 0.353	F8		G6-3			L9				K		5	0	1	1	0	1	0								
53 John Rodriguez, L OBP: 0.381, SLG: 0.632	K HR		G6-3			K				P6		4	1	1	1	0	1	0								
5 Albert Pujols, R OBP: 0.425, SLG: 0.615	K				K			F9		G6-3		4	0	0	0	0	2	0								
15 Jim Edmonds, L OBP: 0.390, SLG: 0.528	K				K			F7		G6-3 FC4-6 1B		4	0	1	0	0	2	0								
Larry Walker, L OBP: 0.378, SLG: 0.483		K			L5			K		FC4-6 1B		4	0	0	0	0	2	1								
AI Reyes, R								K		G6-3		0	0	0	0	0	0	0								
Mark Grudzielanek, R OBP: 0.326, SLG: 0.384		G4-3				K		K		P6		4	0	1	0	0	1	1								
Abraham Nunez, S OBP: 0.348, SLG: 0.393					L7			G1-3		G1-3		4	0	1	0	0	0	2								
Mike Mahoney, R OBP: 0.211, SLG: 0.118					L8			G1-3				3	0	0	0	0	1	2								
John Mabry, L OBP: 0.327, SLG: 0.413						K						1	0	1	0	0	0	0								
7 Hector Luna, R OBP: 0.300, SLG: 0.483												0	1	0	0	0	0	0								
29 Chris Carpenter, R ERA: 2.28	1.0	4	1	0	0	0	0	0	0	0	0	3	0	0	0	0	2	1								
44 Jason Isringhausen, R ERA: 1.33	0.2	2	0	0	0	1	0	0	0	0	0	0	0	0	0	0	0	0								
Ray King, L ERA: 2.36	0.1	L	3	2	1	1	0	0	0	0	0	1	0	0	0	0	0	1								
So Taguchi, R OBP: 0.269, SLG: 0.414												1	0	0	0	0	0	1								
Inning Stats	R: 1 E: 0 K: 2 S: 16	H: 1 LOB: 0 BB: 0 P: 24	R: 0 E: 0 K: 1 S: 8	H: 1 LOB: 1 BB: 0 P: 11	R: 0 E: 0 K: 1 S: 7	H: 0 LOB: 0 BB: 0 P: 10	R: 0 E: 0 K: 2 S: 10	H: 0 LOB: 0 BB: 0 P: 15	R: 0 E: 0 K: 1 S: 6	H: 1 LOB: 1 BB: 0 P: 11	R: 0 E: 0 K: 1 S: 7	H: 0 LOB: 0 BB: 0 P: 9	R: 0 E: 0 K: 2 S: 7	H: 0 LOB: 0 BB: 0 P: 9	R: 0 E: 0 K: 1 S: 9	H: 0 LOB: 0 BB: 0 P: 14	R: 0 E: 0 K: 1 S: 8	H: 0 LOB: 0 BB: 0 P: 15	R: 0 E: 0 K: 0 S: 9	H: 1 LOB: 1 BB: 0 P: 11	R: 1 E: 0 K: 0 S: 6	H: 2 LOB: 2 BB: 0 P: 10	1B: 4 2B: 0 3B: 1 HR: 1	SF: 0 SAC: 0 DP: 0 HBP: 0	WP: 0 PB: 0 SB: 0 CS: 0	PA: 37
PITCHER	IP 9.0	WLS 30	BF 30	H 3	R 1	ER 1	SO 12	BB 0	IBB 0	HBP 0	BLK 0	WP 0	HR 1	S 78	P 118	ERA 1.00	WHIP 0.333									
38 Carlos Zambrano, R ERA: 3.42	1.0	4	1	0	0	0	0	0	0	0	0	0	0	9	11	0.00	1.000									
Glendon Rusch, L ERA: 3.96	0.1	L	3	2	1	1	0	0	0	0	0	0	0	6	10	27.00	6.000									
Sergio Mitre, R ERA: 5.4																										


Chicago Cubs @ St. Louis Cardinals
 Busch Stadium, St. Louis, MO
 Fri Jul 22 2005, 7:10 PM CDT
 Att. 49,840 - Clear - 92 F

AB 37
 R 2
 H 6
 RBI 2
 BB 0
 SO 12
 LOB 8



Batter	1	2	3	4	5	6	7	8	9	AB R H RBI BB SO LOB	TOP	
Jason Ellison, R (1,8) OBP: 0.337, SLG: 0.393	4-0 BB 13 CS		0-0 F8		3-2 13 2B 1B	1-2 G1-3		0-0 13 1B 13 CS 1B		4 1 2 0 1 0 1	San Francisco Giants @ Chicago Cubs Wrigley Field, Chicago, IL Wed Jul 27 2005, 1:20 PM CDT Att: 38,877 - Sunny - 71 F	
13 Omar Vizquel, S (1,6) OBP: 0.354, SLG: 0.388	3-2 1B 1-2		1-0 L7		1-1 1B 1-3 2B		2-2 G3-1	1-0 FC3-6 1-3 1B		5 0 3 0 0 0 0		
J.T. Snow, L (1,3) OBP: 0.343, SLG: 0.353	1-2 1-3		1-0 G4-3		0-1 BB 2-3 1B		3-3 K	3-H FC3-6 2-0 1B 1-2		5 0 2 1 0 1 2		
Pedro Feliz, R (1,7) OBP: 0.309, SLG: 0.457	0-2 F9			0-0 G6-3	2-3 K		4-2 FC4-6 BB	0-3 K		4 0 0 0 1 2 4		
Michael Tucker, L (1,9) OBP: 0.345, SLG: 0.407	1-0 F8			1-1 F7	4-2 BB		0-0 FC4-6 1-2	1-1 G3		4 0 0 0 1 0 3		
Edgardo Alfonzo, R (1,5) OBP: 0.358, SLG: 0.389		1-2 P5		0-1 1B 1B	0-2 K		0-0 G4-3	0-2 P4		5 0 1 0 0 1 3		
Deivi Cruz, R (1,4) OBP: 0.310, SLG: 0.417		1-3 K		0-1 1B		1-0 FC3-6 1B	2-0 2B 1B			4 1 3 0 0 1 0		
Yorvit Torrealba, R (1,2) OBP: 0.301, SLG: 0.344		4-2 BB		2-2 G4-3		1-2 FC3-6 1-2 FC3-6 1-2	2-0 1B 2B			3 1 1 1 1 0 3		
Brett Tomko, R (1,1) Ray Durham, S (8,PH) Marquis Grissom, R (8,PH) LaTroy Hawkins, R (8,1) Scott Eyre, L (8,1) 32 Kevin Correia, R (9,1) Jeff Fassero, L (9,1)	0-0 F9			0-0 F8	0-0 FC3-6		0-0 1B 13 CS 1B			3 0 0 0 0 0 2 1 0 1 1 0		
Inning Stats	R: 0 E: 0 K: 0 S: 11	H: 2 R: 0 ER: 0 LOB: 2 BB: 1 P: 20	H: 0 R: 0 ER: 0 LOB: 1 BB: 1 P: 16	H: 0 R: 0 ER: 0 LOB: 0 BB: 0 P: 5	H: 2 R: 0 ER: 0 LOB: 2 BB: 0 P: 13	H: 3 R: 1 ER: 0 LOB: 3 BB: 1 P: 29	H: 1 R: 0 ER: 0 LOB: 1 BB: 0 P: 11	H: 0 R: 0 ER: 0 LOB: 1 BB: 1 P: 18	H: 5 R: 2 ER: 0 LOB: 2 BB: 0 P: 14	H: 0 R: 0 ER: 0 LOB: 0 BB: 0 P: 9		1B: 11 SF: 0 2B: 2 SAC: 0 3B: 0 DP: 0 HR: 0 HBP: 0
PITCHER	IP WLS BF H R ER SO BB IBB HBP BLK WP HR S P ERA WHIP											
38 Carlos Zambrano, R (1,1) ERA: 3.43	7.1 36 11 3 3 4 4 0 0 0 0 0 0 74 120 3.68 2.045											
Mike Remlinger, L (8,1) ERA: 4.55	0.2 3 2 0 0 0 0 0 0 0 0 0 0 3 6 0.00 3.000											
46 Ryan Dempster, R (9,1) ERA: 4.02	1.0 W 3 0 0 0 1 0 0 0 0 0 0 0 8 9 0.00 0.000											

Batter	1	2	3	4	5	6	7	8	9	AB R H RBI BB SO LOB	BOTTOM	
Jose Macias, S (1,8) OBP: 0.293, SLG: 0.348	1-2 G3		2-2 BB 25 1B		1-2 F7		1-1 L5		0-0 SH1-4	4 1 1 0 0 0 0	San Francisco Giants @ Chicago Cubs Wrigley Field, Chicago, IL Wed Jul 27 2005, 1:20 PM CDT Att: 38,877 - Sunny - 71 F	
Todd Walker, L (1,4) OBP: 0.344, SLG: 0.480	1-2 BB 16 E		4-0 BB 16 E		0-2 F9		1-0 L6		1-0 F9	4 1 1 0 1 0 1		
25 Derrek Lee, R (1,3) OBP: 0.445, SLG: 0.718	1-0 L8		2-1 BB 16 E		1-1 P6		3-1 BB 16 E 19 1B		4-0 BB 1B	4 1 2 1 1 0 1		
Jeremy Burnitz, L (1,9) OBP: 0.344, SLG: 0.479	4-0 BB		2-3 K		0-0 E1		1-2 F8		3-2 BB 1-2 2-H 1B	4 0 1 1 1 1 3		
16 Aramis Ramirez, R (1,5) Neifi Perez, S (8,PH) OBP: 0.285, SLG: 0.377	1-0 G5-3		2-2 E8		0-0 F8		1-3 E6 19 1B			4 0 1 1 0 0 4 0 0 0 0 0 0 0		
Todd Hollandsworth, L (1,7) 19 Matt Murton, R (8,PH) OBP: 0.305, SLG: 0.394 OBP: 0.545, SLG: 0.556		0-3 K	2-3 K		2-2 K		3-1 BB 1-2 3-H 1B			3 0 0 0 0 3 3 1 0 1 1 0 0 0		
5 Ronny Cedeno, R (1,6) OBP: 0.306, SLG: 0.370		1-1 G6-3		0-0 BB 24 G1-6-3 1B		4-0 IBB		3-1 P3		3 0 1 0 1 0 2		
24 Henry Blanco, R (1,2) Michael Barrett, R (8,PH) OBP: 0.227, SLG: 0.333 OBP: 0.334, SLG: 0.465	1-0 P3		1-3 2-H 1B		0-1 G1-6-3		2-3 K		3-2 G5-3	3 0 0 0 0 1 3 1 0 0 0 0 0 2		
38 Carlos Zambrano, S (1,1) Mike Remlinger, L (8,1) 46 Ryan Dempster, R (9,1) Jody Gerut, L (8,PH) OBP: 0.245, SLG: 0.367 OBP: 0.077, SLG: 0.077 OBP: 0.339, SLG: 0.351			0-2 B2		0-1 G4-3		0-3 K		4-1 SH1-4 1B BB	3 0 0 0 0 1 0 0 0 0 0 0 0 0 0 0 0 0 0 0 0 0 1 0 0 1 0 0		
Inning Stats	R: 0 E: 0 K: 0 S: 12	H: 1 R: 0 ER: 0 LOB: 2 BB: 1 P: 20	H: 0 R: 0 ER: 0 LOB: 0 BB: 0 P: 8	H: 3 R: 2 ER: 1 LOB: 2 BB: 1 P: 33	H: 1 R: 0 ER: 0 LOB: 0 BB: 0 P: 5	H: 0 R: 0 ER: 0 LOB: 0 BB: 0 P: 10	H: 0 R: 0 ER: 0 LOB: 2 BB: 1 P: 19	H: 0 R: 0 ER: 0 LOB: 0 BB: 0 P: 8	H: 2 R: 1 ER: 0 LOB: 2 BB: 0 P: 26	H: 1 R: 1 ER: 0 LOB: 2 BB: 2 P: 18		1B: 7 SF: 0 2B: 1 SAC: 1 3B: 0 DP: 1 HR: 0 HBP: 0
PITCHER	IP WLS BF H R ER SO BB IBB HBP BLK WP HR S P ERA WHIP											
Brett Tomko, R (1,1) ERA: 4.9	7.0 29 11 3 2 6 2 1 0 0 0 0 0 67 103 2.57 1.000											
LaTroy Hawkins, R (8,1) ERA: 4.64	0.0 1 1 1 0 0 0 0 0 0 0 0 0 2 5 ∞ ∞											
Scott Eyre, L (8,1) ERA: 2.42	1.0 B 5 1 0 0 0 0 0 0 0 0 0 0 14 21 0.00 1.000											
32 Kevin Correia, R (9,1) ERA: 6.2	0.0 L 1 0 1 1 0 1 0 0 0 0 0 0 1 5 ∞ ∞											
Jeff Fassero, L (9,1) ERA: 4.45	0.2 4 1 0 0 0 0 0 1 0 0 0 0 5 13 0.00 1.500											



Batter	1	2	3	4	5	6	7	8	9	AB	R	H	RBI	BB	SO	LOB	TOP		
Craig Counsell, L (1.4) OBP: 0.361, SLG: 0.394	L7		G6-3		G4-3	G3-1		L7	1B BB	5	0	0	0	1	0	3	Arizona Diamondbacks @ Chicago Cubs Wrigley Field, Chicago, IL Thu Jul 28 2005, 1:20 PM CDT Att: 39,154 - Partly Cloudy - 77 F		
Chad Tracy, L (1.9) OBP: 0.345, SLG: 0.514	HR		K		2B		WP HR BB	K	1B	3	1	2	1	1	1	0			
Luis Terrero, R (7.8) OBP: 0.310, SLG: 0.385									1-2 2-H 3-H	2	1	1	2	0	1	0			
Luis Gonzalez, L (1.7) OBP: 0.374, SLG: 0.446	BB		E S 1B		K		HR	2B	F7	5	1	3	2	1	1	3			
Troy Glaus, R (1.5) OBP: 0.351, SLG: 0.486	F9		F8		K		1B	2B		5	0	1	0	0	2	4			
Tony Clark, S (1.3) OBP: 0.371, SLG: 0.665	G6-3				1B 2B		K		SH2-3 WP 2B	5	1	2	0	0	1	2			
Shawn Green, L (1.8) OBP: 0.356, SLG: 0.497		19 CS G3 1B			FC1-2 3B		BB	1B	WP SH2-3 1B BB	4	1	4	0	1	0	0			
Alex Cintron, S (1.6) OBP: 0.305, SLG: 0.400		G3		F9		FC1-2 19 BB		BB	SH2-3	2	0	0	0	2	0	3			
19 Chris Snyder, R (1.2) OBP: 0.307, SLG: 0.304					K				1-2 2-3	3	0	0	0	2	3	7			
Brad Halsey, L (1.1) OBP: 0.176, SLG: 0.073					G3				BB	3	0	0	0	0	1	6			
34 Connor Jackson, R (7.7) OBP: 0.282, SLG: 0.359									BB	1	0	0	0	0	0	3			
Tim Worrell, R (7.1) OBP: 0.282, SLG: 0.359									BB	0	0	0	0	0	0	0			
Jose Valverde, R (8.1) OBP: 0.282, SLG: 0.359									BB	0	0	0	0	0	0	0			
Quinton McCracken, S (9.7) OBP: 0.282, SLG: 0.359									BB	0	1	0	0	1	0	0			
Greg Aquino, R (9.1) OBP: 0.282, SLG: 0.359									BB	0	0	0	0	0	0	0			
Inning Stats	R: 1 E: 0 K: 0 S: 10	H: 1 LOB: 1 BB: 1 P: 19	R: 0 E: 0 K: 1 S: 11	H: 1 LOB: 1 BB: 1 P: 18	R: 0 E: 0 K: 1 S: 15	H: 1 LOB: 2 BB: 0 P: 22	R: 0 E: 0 K: 1 S: 16	H: 2 LOB: 2 BB: 0 P: 24	R: 0 E: 0 K: 2 S: 15	H: 1 LOB: 1 BB: 2 P: 31	R: 2 E: 0 K: 2 S: 18	H: 3 LOB: 3 BB: 2 P: 31	R: 0 E: 0 K: 2 S: 12	H: 1 LOB: 1 BB: 0 P: 17	R: 3 E: 0 K: 1 S: 17	H: 2 LOB: 2 BB: 3 P: 34	1B: 6 2B: 4 3B: 1 HR: 2	SF: 0 SAC: 1 DP: 0 HBP: 0	WP: 2 PB: 0 CS: 1 PA: 48
PITCHER	IP WLS BF H R ER SO BB IBB HBP BLK WP HR S P ERA WHIP	5.1 L 26 7 1 1 5 4 0 0 0 0 1 1 12 23 1.69 2.062	0.2 5 2 2 2 0 1 0 0 0 0 1 1 12 23 27.00 4.500	1.0 5 1 0 0 2 1 0 0 0 0 0 0 11 17 0.00 2.000	1.0 4 1 0 0 2 0 0 0 0 0 0 0 12 17 0.00 1.000	1.0 8 2 3 3 1 3 0 0 0 1 0 0 17 34 27.00 5.000													

Batter	1	2	3	4	5	6	7	8	9	AB	R	H	RBI	BB	SO	LOB	BOTTOM				
Jerry Hairston, R (1.8) OBP: 0.350, SLG: 0.396	G6-4-3 1B		G6-3			SH3-4	P4			3	0	1	0	0	0	3	Arizona Diamondbacks @ Chicago Cubs Wrigley Field, Chicago, IL Thu Jul 28 2005, 1:20 PM CDT Att: 39,154 - Partly Cloudy - 77 F				
5 Ronny Cedeno, R (1.6) OBP: 0.283, SLG: 0.340	G6-4-3		G5-3			K2-3				4	0	0	0	0	2	3					
25 Derrek Lee, R (1.3) OBP: 0.443, SLG: 0.713	G5-3				F7	FC5 16 HBP IBB				3	0	0	0	1	1	0					
16 Aramis Ramirez, R (1.5) OBP: 0.367, SLG: 0.595					F9					3	0	0	0	0	2	0					
Michael Barrett, R (1.2) OBP: 0.333, SLG: 0.466		G3 2B		G6-3		FC5	HBP			4	0	1	0	0	1	3					
Jeremy Burnitz, L (1.9) OBP: 0.343, SLG: 0.479		G3								4	0	1	0	0	0	1					
Neifi Perez, S (1.4) OBP: 0.283, SLG: 0.374										3	0	0	0	0	0	1					
19 Matt Murton, R (1.7) OBP: 0.282, SLG: 0.352										2	0	1	0	0	0	0					
13 Will Ohman, L (8.1) OBP: 0.282, SLG: 0.352										0	0	0	0	0	0	0					
Glendon Rusch, L (7.1) OBP: 0.282, SLG: 0.352										0	0	0	0	0	0	0					
Todd Hollandsworth, L (7.7) OBP: 0.282, SLG: 0.352										1	0	0	0	0	1	1					
Mike Remlinger, L (8.1) OBP: 0.282, SLG: 0.352										0	0	0	0	0	0	0					
43 Michael Wuerzt, R (8.1) OBP: 0.282, SLG: 0.352										0	0	0	0	0	0	0					
Jerome Williams, R (1.1) OBP: 0.077, SLG: 0.077										0	0	0	0	0	0	0					
Jody Gerut, L (6.7) OBP: 0.347, SLG: 0.362										1	0	1	0	1	0	0					
Inning Stats	R: 0 E: 0 K: 0 S: 5	H: 1 LOB: 0 BB: 0 P: 7	R: 0 E: 0 K: 1 S: 9	H: 1 LOB: 0 BB: 0 P: 12	R: 0 E: 0 K: 0 S: 6	H: 1 LOB: 1 BB: 0 P: 9	R: 0 E: 0 K: 0 S: 10	H: 0 LOB: 0 BB: 0 P: 15	R: 0 E: 0 K: 0 S: 4	H: 0 LOB: 0 BB: 0 P: 5	R: 0 E: 0 K: 1 S: 14	H: 1 LOB: 3 BB: 1 P: 25	R: 0 E: 0 K: 1 S: 8	H: 1 LOB: 2 BB: 1 P: 13	R: 0 E: 0 K: 3 S: 9	H: 0 LOB: 0 BB: 0 P: 11	R: 0 E: 0 K: 1 S: 8	H: 0 LOB: 0 BB: 0 P: 15	1B: 2 2B: 3 3B: 0 HR: 0	SF: 0 SAC: 3 DP: 1 HBP: 1	WP: 0 PB: 0 CS: 0 PA: 34
PITCHER	IP WLS BF H R ER SO BB IBB HBP BLK WP HR S P ERA WHIP	6.0 W 23 4 0 0 2 0 0 0 0 0 0 8 13 0.00 2.000	1.0 H 5 1 0 0 1 1 0 0 0 0 0 8 13 0.00 2.000	1.0 H 3 0 0 0 3 0 0 0 0 0 0 9 11 0.00 0.000	1.0 3 0 0 0 1 0 0 0 0 0 0 0 8 15 0.00 0.000																



Batter	1	2	3	4	5	6	7	8	9	AB	R	H	RBI	BB	SO	LOB	TOP								
Craig Counsell, L (1,4) OBP: 0.362, SLG: 0.396	1-1 2B		2-1 B4-3		2-2 G3			2-1 SH5-4 E 1B	3-3 K	5	1	2	0	0	1	1									
Chad Tracy, L (1,9) OBP: 0.342, SLG: 0.509	2-2 P6		2-3 K				1-3 K	0-0 SH5-4		3	0	0	0	0	2	1									
Jose Valverde, R (8,1)								1-2 2-3		0	0	0	0	0	0	0									
36 Brian Bruney, R (9,1)								1-2 2-3		0	0	0	0	0	0	0									
Luis Gonzalez, L (1,7) OBP: 0.376, SLG: 0.445	1-2 F8			1-2 G6-3		0-0 G6-4-3 1B		4-0 E IBB		3	0	1	0	1	0	1									
Troy Glaus, R (1,5) OBP: 0.353, SLG: 0.485	0-3 K			4-1 WP BB		1-2 G6-4-3		0-2 E7		3	0	1	2	1	1	2									
Tony Clark, S (1,3) OBP: 0.369, SLG: 0.662		0-3 K		3-3 K			0-0 E8 G4-3 2B	3-2 P3		4	1	1	0	0	2	3									
Shawn Green, L (1,8) OBP: 0.358, SLG: 0.494		2-3 K		1-2 P3			0-0 G4-3	4-2 BB		3	0	0	1	1	1	1									
Royce Clayton, R (1,6) OBP: 0.310, SLG: 0.349		1-1 1B		1-3 K			3-H 3-2 G4-3	2-2 G2-3		4	0	1	0	0	1	3									
19 Chris Snyder, R (1,2) OBP: 0.303, SLG: 0.299		0-1 F8		2-1 E5 SH3-4			1-3 K		2-2 G4-3	4	0	0	0	0	1	1									
Javier Vazquez, R (1,1) OBP: 0.318, SLG: 0.341			0-2 G6-3		1-0 SH3-4			3-2 SH5-4 1B	0-3 K	1	0	0	0	0	0	0									
Quinton McCracken, S (8,PH) OBP: 0.330, SLG: 0.311				1-2 1B				1B		2	1	1	0	0	1	0									
Inning Stats	R: 0 E: 0 K: 1 S: 11	H: 1 LOB: 1 BB: 0 P: 15	R: 0 E: 0 K: 2 S: 10	H: 1 LOB: 1 BB: 0 P: 13	R: 0 E: 0 K: 1 S: 8	H: 0 LOB: 0 BB: 0 P: 12	R: 0 E: 0 K: 1 S: 11	H: 0 LOB: 1 BB: 1 P: 20	R: 0 E: 0 K: 1 S: 10	H: 0 LOB: 0 BB: 0 P: 16	R: 0 E: 0 K: 1 S: 7	H: 1 LOB: 0 BB: 0 P: 9	R: 1 E: 1 K: 1 S: 11	H: 1 LOB: 0 BB: 0 P: 15	R: 2 E: 1 K: 0 S: 19	H: 3 LOB: 3 BB: 2 P: 37	R: 0 E: 0 K: 2 S: 12	H: 0 LOB: 0 BB: 0 P: 17	1B: 5 2B: 2 3B: 0 HR: 0	SF: 0 SAC: 2 DP: 1 HBP: 0	WP: 1 PB: 0 CS: 0	PA: 37			
PITCHER	IP	WLS	BF	H	R	ER	SO	BB	IBB	HBP	BLK	WP	HR	S	P	ERA	WHIP								
22 Mark Prior, R (1,1) ERA: 3.26	7.1		31	7	3	3	8	1	1	0	0	1	0	78	119	3.68	1.091								
13 Will Ohman, L (8,1) ERA: 3.9	0.1		2	0	0	0	0	1	0	0	0	0	0	6	13	0.00	3.000								
44 Roberto Novoa, R (8,1) ERA: 3.86	1.1	W	4	0	0	0	2	0	0	0	0	0	0	15	22	0.00	0.000								

Arizona Diamondbacks @ Chicago Cubs
Wrigley Field, Chicago, IL
Fri Jul 29, 2005, 1:20 PM CDT
Att: 39,312 - Sunny - 76 F

AB	32
R	3
H	7
RBI	3
BB	3
SO	10
LOB	13



Batter	1	2	3	4	5	6	7	8	9	AB	R	H	RBI	BB	SO	LOB	BOTTOM								
Jerry Hairston, R (1,8) OBP: 0.346, SLG: 0.390	1-2 F7	1-0 P4			1-2 G5-3			0-2 P4		4	0	0	0	0	0	1									
Neftali Perez, S (1,6) OBP: 0.283, SLG: 0.373	1-2 G4-3		0-1 G5-3		0-0 B6			1-1 25 G6-4-3 1B		4	0	1	0	0	0	0									
25 Derrek Lee, R (1,3) OBP: 0.441, SLG: 0.708	1-2 BB 1B		2-3 K		3-3 K			0-2 G6-4-3		4	0	1	0	0	2	1									
Jeromy Burnitz, L (1,9) OBP: 0.343, SLG: 0.476	4-2 BB		2-3 K				2-3 K	3-3 K		3	0	0	0	1	3	0									
Todd Walker, L (1,4) OBP: 0.343, SLG: 0.473	2-1 G4-3				0-0 F7		1-2 F7		4-2 19 SH1-4 1B BB	3	0	0	0	1	0	2									
5 Ronny Cedeno, R (8,PR) OBP: 0.283, SLG: 0.340					0-0 F9		1-2 F7		0-0 SH1-4	0	1	0	0	0	0	0									
19 Matt Murton, R (1,7) OBP: 0.526, SLG: 0.594		0-0 G6-3		0-2 3B		0-1 F9			1-2 SH1-4	3	0	1	0	0	0	0									
Jose Macias, S (1,5) OBP: 0.302, SLG: 0.348		2-2 E9 24 HR 1B		0-0 F8			3-2 G4-3		4-1 16 1B BB	3	2	1	0	1	0	1									
24 Henry Blanco, R (1,2) OBP: 0.250, SLG: 0.379		3-2 HR		4-0 IBB			0-0 22 FC1-6 1B		1-1 16 1B BB	2	1	2	2	1	0	0									
Michael Barrett, R (8,PH) OBP: 0.335, SLG: 0.468		2H						1-2 2H	1-2 2H	1	0	1	1	0	0	0									
22 Mark Prior, R (1,1) OBP: 0.258, SLG: 0.241		0-0 G1-3		2-0 P4			0-1 FC1-6		2-1 1B	3	0	0	0	0	0	3									
13 Will Ohman, L (8,1)										0	0	0	0	0	0	0									
44 Roberto Novoa, R (8,1)										0	0	0	0	0	0	0									
16 Aramis Ramirez, R (8,PH) OBP: 0.368, SLG: 0.596								1-2 1B		1	0	1	1	0	0	0									
Inning Stats	R: 0 E: 0 K: 0 S: 18	H: 1 LOB: 2 BB: 1 P: 27	R: 2 E: 1 K: 0 S: 17	H: 2 LOB: 0 BB: 0 P: 23	R: 0 E: 0 K: 2 S: 10	H: 0 LOB: 0 BB: 0 P: 14	R: 0 E: 0 K: 0 S: 7	H: 1 LOB: 2 BB: 1 P: 13	R: 0 E: 0 K: 1 S: 7	H: 0 LOB: 0 BB: 0 P: 11	R: 0 E: 0 K: 1 S: 8	H: 0 LOB: 0 BB: 0 P: 11	R: 0 E: 0 K: 0 S: 11	H: 1 LOB: 1 BB: 0 P: 14	R: 0 E: 0 K: 1 S: 8	H: 1 LOB: 0 BB: 0 P: 12	R: 2 E: 0 K: 0 S: 9	H: 2 LOB: 2 BB: 2 P: 20	1B: 6 2B: 0 3B: 1 HR: 1	SF: 0 SAC: 1 DP: 1 HBP: 0	WP: 0 PB: 0 CS: 0	PA: 36			
PITCHER	IP	WLS	BF	H	R	ER	SO	BB	IBB	HBP	BLK	WP	HR	S	P	ERA	WHIP								
Javier Vazquez, R (1,1) ERA: 4.29	7.0		28	5	2	2	4	1	1	0	0	0	0	8	12	0.00	1.000								
Jose Valverde, R (8,1) ERA: 3.15	1.0	H	3	1	0	0	1	0	0	0	0	0	0	8	12	0.00	1.000								
36 Brian Bruney, R (9,1) ERA: 6.39	0.1	L	5	2	2	2	0	2	0	0	0	0	0	9	20	54.00	12.000								


Arizona Diamondbacks @ Chicago Cubs
Wrigley Field, Chicago, IL
Fri Jul 29, 2005, 1:20 PM CDT
Att: 39,312 - Sunny - 76 F

AB	31
R	4
H	8
RBI	4
BB	4
SO	5
LOB	8



Batter	1	2	3	4	5	6	7	8	9	AB	R	H	RBI	BB	SO	LOB	TOP																					
Royce Clayton, R (1.6) OBP: 0.312, SLG: 0.350	L7		G6-3						F8	5	0	2	0	0	0	0	Arizona Diamondbacks @ Chicago Cubs Wrigley Field, Chicago, IL Sat Jul 30 2005, 3:05 PM CDT Att: 39,726 - Sunny - 78 F																					
Alex Cintron, S (1.4) OBP: 0.303, SLG: 0.396	1B		K				B2-3		K	5	0	1	0	0	2	2																						
Luis Gonzalez, L (1.7) OBP: 0.376, SLG: 0.445	F9							P6		4	0	1	0	1	0	2																						
Troy Glaus, R (1.5) OBP: 0.355, SLG: 0.496	P6								2B	4	2	2	1	1	1	2																						
Shawn Green, L (1.9) OBP: 0.358, SLG: 0.490		P6							IBB	3	1	0	0	2	0	2																						
34 Conor Jackson, R (1.3) OBP: 0.400, SLG: 0.600 Greg Aquino, R (8.1)										4	0	2	1	0	0	1																						
Luis Terrero, R (1.8) OBP: 0.301, SLG: 0.372 Lance Cormier, R (6.1) Tony Clark, S (8. PH) OBP: 0.372, SLG: 0.662										3	0	0	0	0	0	2																						
Koyie Hill, S (1.2) OBP: 0.306, SLG: 0.262										0	0	0	0	0	0	0																						
Mike Gosling, L (1.1) Quinton McCracken, S (6.8) OBP: 0.326, SLG: 0.357										3	0	0	0	0	0	2																						
										2	0	0	0	0	1	4																						
Inning Stats	R: 0 E: 0 K: 0 S: 11	H: 1 LOB: 1 BB: 0 P: 20	R: 0 E: 0 K: 2 S: 14	H: 1 LOB: 2 BB: 0 P: 19	R: 0 E: 0 K: 2 S: 10	H: 0 LOB: 1 BB: 1 P: 19	R: 1 E: 0 K: 0 S: 11	H: 1 LOB: 1 BB: 1 P: 20	R: 0 E: 0 K: 0 S: 8	H: 1 LOB: 0 BB: 0 P: 10	R: 1 E: 0 K: 0 S: 11	H: 1 LOB: 0 BB: 0 P: 16	R: 0 E: 0 K: 1 S: 8	H: 1 LOB: 1 BB: 1 P: 16	R: 1 E: 0 K: 1 S: 12	H: 2 LOB: 3 BB: 2 P: 27	R: 0 E: 0 K: 1 S: 10	H: 1 LOB: 2 BB: 1 P: 18	1B: 4 2B: 5 3B: 0 HR: 1	SF: 0 SAC: 0 DP: 2 HBP: 0	WP: 0 PB: 0 SB: 0 CS: 1	PA: 41																
PITCHER	IP	WLS	BF	H	R	ER	SO	BB	IBB	HBP	BLK	WP	HR	S	P	ERA	WHIP	PITCHER				IP	WLS	BF	H	R	ER	SO	BB	IBB	HBP	BLK	WP	HR	S	P	ERA	WHIP
53 Rich Hill, L (1.1) ERA: 3.78	6.0		25	5	2	2	4	2	0	0	0	0	0	1	65	104	3.00	1.167																				
Mike Remlinger, L (7.1) ERA: 4.25	1.0		4	1	0	0	1	1	0	0	0	0	0	0	8	16	0.00	2.000																				
44 Roberto Novoa, R (8.1) ERA: 4.18	0.1	L	4	2	1	1	0	0	1	0	0	0	0	0	8	16	27.00	6.000																				
Glendon Rusch, L (8.1) ERA: 3.84	1.2		8	1	0	0	2	0	2	0	0	0	0	0	14	29	0.00	0.600																				

Batter	1	2	3	4	5	6	7	8	9	AB	R	H	RBI	BB	SO	LOB	BOTTOM																					
Jerry Hairston, R (1.8) OBP: 0.341, SLG: 0.385	G5-3		G5-3						G4-3	4	0	0	0	0	0	1	Arizona Diamondbacks @ Chicago Cubs Wrigley Field, Chicago, IL Sat Jul 30 2005, 3:05 PM CDT Att: 39,726 - Sunny - 78 F																					
Todd Walker, L (1.4) OBP: 0.341, SLG: 0.470	F7		G3							4	0	1	0	0	0	1																						
25 Derrek Lee, R (1.3) OBP: 0.437, SLG: 0.701	F9		G5-3							4	0	0	0	0	1	1																						
16 Aramis Ramirez, R (1.5) OBP: 0.367, SLG: 0.592										4	0	1	0	0	1	0																						
Jeremy Burnitz, L (1.9) OBP: 0.342, SLG: 0.476										4	0	1	0	0	0	0																						
Michael Barrett, R (1.2) OBP: 0.334, SLG: 0.468										4	1	1	0	0	1	3																						
Neifi Perez, S (1.6) OBP: 0.288, SLG: 0.380										3	1	2	1	1	0	0																						
19 Matt Murton, R (1.7) OBP: 0.400, SLG: 0.460 44 Roberto Novoa, R (8.1) Todd Hollandsworth, L (8.7) OBP: 0.303, SLG: 0.351										2	0	0	0	1	1	4																						
53 Rich Hill, L (1.1) Mike Remlinger, L (7.1) Jody Gerut, L (7. PH) Glendon Rusch, L (8.1) Jose Macias, S (6. PH) OBP: 0.299, SLG: 0.344										0	0	0	0	0	0	0																						
										1	0	0	0	0	1	0																						
Inning Stats	R: 0 E: 0 K: 0 S: 5	H: 0 LOB: 0 BB: 0 P: 11	R: 1 E: 0 K: 1 S: 12	H: 2 LOB: 1 BB: 1 P: 22	R: 0 E: 0 K: 1 S: 8	H: 0 LOB: 0 BB: 0 P: 11	R: 0 E: 1 K: 1 S: 8	H: 0 LOB: 0 BB: 0 P: 14	R: 1 E: 1 K: 0 S: 8	H: 1 LOB: 1 BB: 0 P: 14	R: 0 E: 0 K: 1 S: 15	H: 2 LOB: 3 BB: 1 P: 27	R: 0 E: 0 K: 2 S: 10	H: 1 LOB: 1 BB: 0 P: 14	R: 0 E: 0 K: 1 S: 6	H: 0 LOB: 0 BB: 0 P: 10	R: 0 E: 0 K: 2 S: 8	H: 0 LOB: 0 BB: 0 P: 14	1B: 2 2B: 4 3B: 0 HR: 0	SF: 0 SAC: 0 DP: 1 HBP: 0	WP: 0 PB: 0 SB: 0 CS: 1	PA: 36																
PITCHER	IP	WLS	BF	H	R	ER	SO	BB	IBB	HBP	BLK	WP	HR	S	P	ERA	WHIP	PITCHER				IP	WLS	BF	H	R	ER	SO	BB	IBB	HBP	BLK	WP	HR	S	P	ERA	WHIP
Mike Gosling, L (1.1) ERA: 3.68	5.1		23	5	2	1	2	0	1	0	0	0	0	16	26	0.00	0.938																					
Lance Cormier, R (6.1) ERA: 3.95	1.2	W	7	1	0	0	3	0	1	0	0	0	0	16	26	0.00	0.600																					
Greg Aquino, R (8.1) ERA: 9.37	2.0	S	6	0	0	0	3	0	0	0	0	0	0	14	24	0.00	0.000																					



Batter	1	2	3	4	5	6	7	8	9	AB	R	H	RBI	BB	SO	LOB	TOP							
Craig Counsell, L (1,4) OBP: 0.361, SLG: 0.394	G3		F7	FC4-6		K		G3-1 WP HR HBP	G3-1	5	1	1	0	0	1	3								
Chad Tracy, L (1,9) OBP: 0.344, SLG: 0.511	G3		F7		2B	F7		K		3	1	1	0	1	0	1								
Luis Terrero, R (6,8) OBP: 0.298, SLG: 0.368	G3		F7		2B	F7		K		1	0	0	0	0	1	1								
Luis Gonzalez, L (1,7) OBP: 0.378, SLG: 0.465	G3			HR	19 HR	HR		G3-1		5	3	3	3	0	0	2								
Tony Clark, S (1,3) OBP: 0.377, SLG: 0.673	K			1B	2B	K		FC6-4		4	2	2	2	1	2	2								
Troy Glaus, R (1,5) OBP: 0.356, SLG: 0.493	G1-3			1B	19 HR	FC6-4		K		4	2	1	0	1	1	1								
Shawn Green, L (1,8) OBP: 0.359, SLG: 0.491	G6-3			1B	17 1B	K		K		5	1	2	2	0	2	2								
Royce Clayton, R (1,6) OBP: 0.310, SLG: 0.345	B1-3			G5-3	19 HR	K		G4-6-3		4	1	0	0	1	1	2								
19 Chris Snyder, R (1,2) OBP: 0.308, SLG: 0.329			L6	G5-3		HR		34 BB		5	2	3	5	0	0	1								
17 Brandon Webb, R (1,1) OBP: 0.098, SLG: 0.075			G6-3			K				4	0	1	1	0	2	0								
Mike Koplove, R (8,1)			G6-3			K				0	0	0	0	0	0	0								
34 Conor Jackson, R (9,PH) OBP: 0.600, SLG: 0.600				FC4-6		K				0	0	0	0	1	0	0								
Tim Worrell, R (9,1)						K				0	0	0	0	0	0	0								
Inning Stats	R: 0 E: 0 K: 1 S: 11	H: 0 LOB: 1 BB: 1 P: 19	R: 0 E: 0 K: 0 S: 6	H: 0 LOB: 0 BB: 0 P: 7	R: 0 E: 0 K: 0 S: 8	H: 1 LOB: 1 BB: 0 P: 12	R: 4 E: 0 K: 0 S: 16	H: 5 LOB: 1 BB: 2 P: 23	R: 5 E: 0 K: 3 S: 22	H: 3 LOB: 0 BB: 1 P: 39	R: 1 E: 0 K: 1 S: 9	H: 1 LOB: 1 BB: 1 P: 16	R: 1 E: 0 K: 3 S: 12	H: 1 LOB: 0 BB: 0 P: 15	R: 2 E: 0 K: 2 S: 13	H: 1 LOB: 2 BB: 0 P: 20	R: 0 E: 0 K: 0 S: 6	H: 2 LOB: 2 BB: 1 P: 15	1B: 6 2B: 3 3B: 0 HR: 5	SF: 0 SAC: 0 DP: 1 HBP: 1	WP: 1 PB: 1 CS: 0	PA: 46		
PITCHER	IP	WLS	BF	H	R	ER	SO	BB	IBB	HBP	BLK	WP	HR	S	P	ERA	WHIP							
Greg Maddux, R (1,1) ERA: 4.67	4.0	L	21	8	6	6	1	1	0	0	0	0	1	45	68	13.50	2.250							
Mike Remlinger, L (5,1) ERA: 4.99	1.0		6	1	3	3	3	2	0	0	0	0	1	18	32	27.00	3.000							
Sergio Mitre, R (6,1) ERA: 5.66	3.0		14	3	4	4	6	1	0	1	0	1	3	34	51	12.00	1.333							
46 Ryan Dempster, R (9,1) ERA: 3.95	1.0		5	2	0	0	0	1	0	0	0	0	0	6	15	0.00	3.000							

Arizona Diamondbacks @ Chicago Cubs
Wrigley Field, Chicago, IL
Sun Jul 31 2005, 1:20 PM CDT
Att: 39,285 - Sunny - 85 F

livebaseballscorecards.com

AB	40
R	13
H	14
RBI	13
BB	5
SO	10
LOB	15

Batter	1	2	3	4	5	6	7	8	9	AB	R	H	RBI	BB	SO	LOB	BOTTOM							
Jerry Hairston, R (1,8) OBP: 0.342, SLG: 0.383	G5-3		F8		G5-3			1B	1B	4	1	1	1	1	0	2								
Todd Walker, L (1,4) OBP: 0.346, SLG: 0.472	L3			25 1B	G5-3			25 1B	1B	5	2	3	1	0	0	1								
25 Derrek Lee, R (1,3) OBP: 0.437, SLG: 0.697	G6-3			16 SF9		G6-3		FC4-6	F4	5	0	2	1	0	0	3								
Jeromy Burnitz, L (1,9) OBP: 0.338, SLG: 0.470			G4-3	F8		K		FC4-6	G4-3	5	1	0	1	0	1	6								
16 Aramis Ramirez, R (1,5) OBP: 0.365, SLG: 0.589			P3	SF9		P4		FC4-6		2	0	0	1	0	0	0								
Jose Macias, S (7,5) OBP: 0.306, SLG: 0.351								FC6-4		1	0	1	0	0	0	0								
Jody Gerut, L (1,7) OBP: 0.341, SLG: 0.355			F8			K		FC6-4		2	0	0	0	0	1	1								
Todd Hollandsworth, L (7,7) OBP: 0.301, SLG: 0.388								FC6-4		2	0	0	1	0	1	1								
Neifi Perez, S (1,6) OBP: 0.225, SLG: 0.376			F8		G3			F9	F9	4	0	0	0	0	0	1								
46 Ryan Dempster, R (9,1) OBP: 0.077, SLG: 0.077										0	0	0	0	0	0	0								
Michael Barrett, R (1,2) OBP: 0.336, SLG: 0.474				SH1-4	G5-3				K	3	1	1	0	1	2	0								
Greg Maddux, R (1,1) OBP: 0.222, SLG: 0.289										0	0	0	0	0	0	0								
Mike Remlinger, L (5,1) ERA: 4.04										0	0	0	0	0	0	0								
19 Matt Murton, R (5,PH) OBP: 0.244, SLG: 0.599										0	0	0	0	1	0	0								
Sergio Mitre, R (6,1) ERA: 5.05										0	0	0	0	0	0	0								
5 Ronny Cedeno, R (8,PH) OBP: 0.309, SLG: 0.385										2	1	2	0	0	0	0								
Inning Stats	R: 0 E: 0 K: 0 S: 7	H: 0 LOB: 0 BB: 0 P: 13	R: 0 E: 0 K: 0 S: 5	H: 0 LOB: 0 BB: 0 P: 9	R: 0 E: 0 K: 0 S: 7	H: 0 LOB: 1 BB: 1 P: 12	R: 1 E: 0 K: 1 S: 16	H: 2 LOB: 1 BB: 0 P: 25	R: 1 E: 0 K: 0 S: 12	H: 1 LOB: 1 BB: 1 P: 20	R: 0 E: 0 K: 1 S: 8	H: 0 LOB: 0 BB: 0 P: 13	R: 0 E: 0 K: 2 S: 9	H: 0 LOB: 0 BB: 0 P: 16	R: 4 E: 0 K: 0 S: 18	H: 4 LOB: 1 BB: 1 P: 29	R: 0 E: 0 K: 1 S: 14	H: 3 LOB: 3 BB: 0 P: 16	1B: 9 2B: 0 3B: 1 HR: 0	SF: 1 SAC: 1 DP: 0 HBP: 0	WP: 0 PB: 1 CS: 0	PA: 40		
PITCHER	IP	WLS	BF	H	R	ER	SO	BB	IBB	HBP	BLK	WP	HR	S	P	ERA	WHIP							
17 Brandon Webb, R (1,1) ERA: 4.04	7.0	W	26	3	2	2	4	2	0	0	0	0	0	18	29	36.00	5.000							
Mike Koplove, R (8,1) ERA: 5.05	1.0		8	4	4	4	0	1	0	0	0	0	0	14	16	0.00	3.000							
Tim Worrell, R (9,1) ERA: 6.64	1.0		6	3	0	0	1	0	0	0	0	0	0	14	16	0.00	3.000							

Arizona Diamondbacks @ Chicago Cubs
Wrigley Field, Chicago, IL
Sun Jul 31 2005, 1:20 PM CDT
Att: 39,285 - Sunny - 85 F

livebaseballscorecards.com

AB	35
R	6
H	10
RBI	6
BB	3
SO	5
LOB	15

Batter	1	2	3	4	5	6	7	8	9	AB	R	H	RBI	BB	SO	LOB	TOP					
Matt Lawton, L (1,7) OBP: 0.380, SLG: 0.433 46 Ryan Dempster, R (9,1) OBP: 0.077, SLG: 0.077	G4-3		G1-6-3		F7			BB 16 1B SH1-3 1B	2B 1B	5	1	2	0	0	0	1						
Jerry Hairston, R (1,8) OBP: 0.344, SLG: 0.386	K		BB		G6-3			SH1-3	2B	3	0	1	0	1	1	0						
25 Derrek Lee, R (1,3) OBP: 0.439, SLG: 0.696	2B		K		P4			BB 16 1B IBB	IBB	3	1	1	0	2	1	1						
Jeremy Burnitz, L (1,9) OBP: 0.339, SLG: 0.468	F9				16 BB 1B			BB 16 1B	K	4	0	1	0	1	2	4						
16 Aramis Ramirez, R (1,5) OBP: 0.366, SLG: 0.587		K			G4-6-3 BB			F9	1B	3	0	1	2	1	1	0						
Todd Walker, L (1,4) OBP: 0.348, SLG: 0.477	G6-3				F8			G6-3	2B	4	0	2	0	0	0	2						
Neifi Perez, S (1,6) OBP: 0.284, SLG: 0.373			G4-6-3		G4-6-3			G6-3	K	3	0	0	0	1	1	5						
Michael Barrett, R (1,2) OBP: 0.335, SLG: 0.469	G3				G5-3				P3	3	0	0	0	1	0	1						
38 Carlos Zambrano, S (1,1) OBP: 0.250, SLG: 0.365 Todd Hollandsworth, L (9,PH) OBP: 0.300, SLG: 0.366			G1-6-3		F7			G3	F7	3	0	1	0	0	0	2						
										1	0	0	0	0	0	0						
Inning Stats	R: 0 E: 0 K: 1 S: 10	H: 1 LOB: 1 BB: 0 P: 16	R: 0 E: 0 K: 1 S: 9	H: 0 LOB: 1 BB: 1 P: 18	R: 0 E: 0 K: 1 S: 12	H: 1 LOB: 1 BB: 1 P: 19	R: 0 E: 0 K: 0 S: 9	H: 1 LOB: 1 BB: 1 P: 20	R: 0 E: 0 K: 0 S: 5	H: 0 LOB: 0 BB: 0 P: 7	R: 0 E: 0 K: 1 S: 7	H: 0 LOB: 0 BB: 0 P: 9	R: 0 E: 0 K: 0 S: 8	H: 1 LOB: 2 BB: 1 P: 17	R: 2 E: 0 K: 1 S: 14	H: 3 LOB: 2 BB: 2 P: 27	R: 0 E: 0 K: 1 S: 11	H: 2 LOB: 3 BB: 1 P: 20	1B: 6 2B: 3 3B: 0 HR: 0	SF: 0 SAC: 1 DP: 2 HBP: 0	WP: 0 PB: 0 SB: 0 CS: 0	PA: 40
PITCHER	IP	WLS	BF	H	R	ER	SO	BB	IBB	HBP	BLK	WP	HR	S	P	ERA	WHIP					
Vicente Padilla, R (1,1) ERA: 5.19	7.1	L	31	5	2	2	4	4	2	0	0	0	0	67	123	2.46	1.227					
Ugueth Urbina, R (8,1) ERA: 3.39	0.2		3	2	0	0	1	0	0	0	0	0	0	7	10	0.00	3.000					
63 Ryan Madson, R (9,1) ERA: 3.73	1.0		6	2	0	0	1	0	1	0	0	0	0	11	20	0.00	2.000					

Chicago Cubs @ Philadelphia Phillies
Citizens Bank Park, Philadelphia, PA
Tue Aug 02 2005, 7:05 PM EDT
Att: 32,585 - Partly Cloudy - 90 F

AB 32
R 2
H 9
RBI 2
BB 7
SO 6
LOB 16



Batter	1	2	3	4	5	6	7	8	9	AB	R	H	RBI	BB	SO	LOB	BOTTOM					
11 Jimmy Rollins, S (1,6) OBP: 0.326, SLG: 0.412	1B		G4-3			FC6-4		F7		4	0	1	0	0	0	1						
Kenny Lofton, L (1,8) OBP: 0.380, SLG: 0.394	F7		K			FC4-6			P6	4	0	0	0	0	1	2						
26 Chase Utley, L (1,4) OBP: 0.387, SLG: 0.535	K				P5				BB 6 BB	3	1	0	0	1	1	2						
Bobby Abreu, L (1,9) OBP: 0.409, SLG: 0.492	G4-3				G4-3			G4-3	BB	3	0	2	0	1	0	0						
Pat Burrell, R (1,7) OBP: 0.376, SLG: 0.504 Matt Kata, S (9,PR) OBP: 0.300, SLG: 0.314	P5				K			G4-3	BB	3	0	0	0	1	1	3						
6 Ryan Howard, L (1,3) OBP: 0.353, SLG: 0.488			G3-6-1		L7			G1-3		3	0	0	0	0	0	0						
David Bell, R (1,5) OBP: 0.309, SLG: 0.366			G3-6-1		P5			G6-3		4	0	0	0	0	1	5						
Mike Lieberthal, R (1,2) OBP: 0.315, SLG: 0.391 Tomas Perez, S (9,PH) OBP: 0.299, SLG: 0.299			L4		G6-3			G6-3		3	0	0	0	0	0	0						
Vicente Padilla, R (1,1) OBP: 0.167, SLG: 0.261 Ugueth Urbina, R (8,1) Endy Chavez, L (9,PH) OBP: 0.299, SLG: 0.341 63 Ryan Madson, L (9,1)			K					G4-3		1	0	0	0	1	1	0						
										0	0	0	0	0	0	0						
										1	0	0	0	0	0	0						
										0	0	0	0	0	0	0						
										0	0	0	0	0	0	0						
Inning Stats	R: 0 E: 0 K: 1 S: 13	H: 2 LOB: 2 BB: 0 P: 19	R: 0 E: 0 K: 0 S: 6	H: 1 LOB: 0 BB: 0 P: 9	R: 0 E: 0 K: 2 S: 8	H: 0 LOB: 0 BB: 0 P: 12	R: 0 E: 0 K: 1 S: 10	H: 0 LOB: 0 BB: 0 P: 15	R: 0 E: 0 K: 0 S: 7	H: 0 LOB: 0 BB: 0 P: 12	R: 0 E: 0 K: 0 S: 8	H: 0 LOB: 1 BB: 1 P: 13	R: 0 E: 0 K: 0 S: 8	H: 1 LOB: 1 BB: 0 P: 12	R: 0 E: 0 K: 0 S: 8	H: 0 LOB: 0 BB: 0 P: 12	R: 1 E: 0 K: 2 S: 20	H: 0 LOB: 3 BB: 4 P: 41	1B: 3 2B: 1 3B: 0 HR: 0	SF: 0 SAC: 0 DP: 1 HBP: 0	WP: 0 PB: 0 SB: 0 CS: 0	PA: 35
PITCHER	IP	WLS	BF	H	R	ER	SO	BB	IBB	HBP	BLK	WP	HR	S	P	ERA	WHIP					
38 Carlos Zambrano, R (1,1) ERA: 3.24	8.0	W	28	4	0	0	4	1	0	0	0	0	0	68	104	0.00	0.625					
46 Ryan Dempster, R (9,1) ERA: 4.03	1.0	S	7	0	1	1	2	4	0	0	0	0	0	20	41	9.00	4.000					

Chicago Cubs @ Philadelphia Phillies
Citizens Bank Park, Philadelphia, PA
Tue Aug 02 2005, 7:05 PM EDT
Att: 32,585 - Partly Cloudy - 90 F

AB 30
R 1
H 4
RBI 1
BB 5
SO 6
LOB 17



Batter	1	2	3	4	5	6	7	8	9	AB	R	H	RBI	BB	SO	LOB	TOP								
Matt Lawton, L OBP: 0.379, SLG: 0.431 (1, 7)	1-1 1B		0-3 K		0-1 P6		2-3 K			4	0	1	0	0	2	3									
Jerry Hairston, R OBP: 0.341, SLG: 0.382 13 Will Ohman, L (7, 1)	1-2 P4			1-0 F7		1-2 L9		2-3 K		3	0	0	0	0	0	1									
19 Matt Murton, R OBP: 0.512, SLG: 0.543 44 Roberto Novoa, R (8, 1)				1-2 P3		0-0 G6-3		4-0 BB		3	0	0	0	1	1										
5 Ronny Cedeno, R OBP: 0.309, SLG: 0.365 (9, 6)				0-0 G3-1		1-2 P6		1-1 P5		4	0	0	0	0	2										
25 Derrek Lee, R OBP: 0.437, SLG: 0.691 (1, 3)	1-3 K							2-2 F8		4	2	1	0	0	1	1									
Jeromy Burnitz, L OBP: 0.336, SLG: 0.463 (7, 8)	0-2 P2									4	0	0	0	0	2										
16 Aramis Ramirez, R OBP: 0.365, SLG: 0.584 (1, 5)		2-3 K				1-2 1B SF9 1B		0-1 E5 2B 2B		4	0	1	0	0	1	1									
Todd Walker, L OBP: 0.347, SLG: 0.473 (1, 4)	1-1 F8					0-0 1B		3-3 K		4	0	1	0	0	1	1									
Neifi Perez, S OBP: 0.286, SLG: 0.377 Mike Remlinger, L (9, 1)	1-0 F7					1-1 1B		2-1 2B		4	1	2	0	0	0	0									
43 Michael Wuerztz, R (9, 1)						1-2 2-3 1B		1-3 2B		0	0	0	0	0	0	0									
Michael Barrett, R OBP: 0.331, SLG: 0.463 (1, 2)			2-3 K			0-3 K		0-2 L5		4	0	0	0	0	2	5									
Jerome Williams, R OBP: 0.071, SLG: 0.071 Jose Macias, S (5, PH)			1-3 K			1-1 SF9		1-0 2B		1	0	0	0	0	1	0									
Glendon Rusch, L OBP: 0.182, SLG: 0.199 Todd Hollandsworth, L (7, PH)						3H		3H		0	0	0	1	0	0	0									
Inning Stats	R: 0 E: 0 K: 1 S: 13	H: 1 LOB: 1 BB: 0 P: 16	R: 0 E: 0 K: 1 S: 9	H: 0 LOB: 0 BB: 0 P: 13	R: 0 E: 0 K: 3 S: 11	H: 0 LOB: 0 BB: 0 P: 14	R: 0 E: 0 K: 0 S: 5	H: 0 LOB: 0 BB: 0 P: 7	R: 1 E: 0 K: 1 S: 14	H: 3 LOB: 2 BB: 0 P: 17	R: 0 E: 0 K: 0 S: 10	H: 0 LOB: 0 BB: 0 P: 12	R: 2 E: 1 K: 2 S: 15	H: 2 LOB: 1 BB: 0 P: 23	R: 0 E: 0 K: 1 S: 10	H: 0 LOB: 1 BB: 1 P: 19	R: 0 E: 0 K: 0 S: 10	H: 0 LOB: 0 BB: 0 P: 11	1B: 4 2B: 2 3B: 0 HR: 0	SF: 1 SAC: 0 DP: 0 HBP: 0	WP: 0 PB: 0 SB: 0 CS: 0	PA: 35			
PITCHER	IP	WLS	BF	H	R	ER	SO	BB	IBB	HBP	BLK	WP	HR	S	P	ERA	WHIP								
Robinson Tejeda, R ERA: 2.8	6.0		22	4	1	1	6	0	0	0	0	0	0	62	79	1.50	0.667								
63 Ryan Madson, R ERA: 3.69	0.2	H	4	1	2	0	1	0	0	0	0	0	0	11	16	0.00	1.500								
Rheal Cormier, L ERA: 5.45	0.1	B	2	1	0	0	1	0	0	0	0	0	0	4	7	0.00	3.000								
Ugueth Urbina, R ERA: 3.31	1.0		4	0	0	0	1	1	0	0	0	0	0	10	19	0.00	1.000								
Billy Wagner, L ERA: 1.93	1.0	W	3	0	0	0	0	0	0	0	0	0	0	10	11	0.00	0.000								

Chicago Cubs @ Philadelphia Phillies
Citizens Bank Park, Philadelphia, PA
Wed Aug 03 2005, 7:05 PM EDT
Att: 34,727 - Clear - 91 F

AB 33
R 3
H 6
RBI 3
BB 1
SO 9
LOB 14



Batter	1	2	3	4	5	6	7	8	9	AB	R	H	RBI	BB	SO	LOB	BOTTOM								
11 Jimmy Rollins, S OBP: 0.325, SLG: 0.412 (1, 6)	0-0 G1-4-3	3-1 FC4-6		2-2 FC6-4			1-1 F8		1-1 G3 PB 2B	5	1	1	1	0	0	3									
Kenny Lofton, L OBP: 0.377, SLG: 0.389 (1, 8)	1-1 G4-3	0-1 F7			1-3 K		1-2 WP 1B		3-2 G3	5	0	1	0	0	1	3									
26 Chase Utley, L OBP: 0.385, SLG: 0.529 (1, 4)	0-1 G6-3		3-1 F8		2-3 K		2-3 K		4-0 IBB IBB	4	0	0	0	1	2	1									
Bobby Abreu, L OBP: 0.409, SLG: 0.492 (1, 9)		1-2 6 1B SF7 2B	0-1 G3-1		0-3 K		3-3 K		4-0 IBB IBB	4	1	1	0	1	2	1									
Pat Burrell, R OBP: 0.377, SLG: 0.501 (1, 7)		4-1 6 1B BB	1-1 1B			1-2 L8		2-2 L8	1 3H	4	1	1	0	1	1	2									
6 Ryan Howard, L OBP: 0.357, SLG: 0.488 (1, 3)		1-1 SH 11 FC4-6 1B	0-3 K			2-3 K		1-1 WP 1B		4	1	2	0	0	2	1									
David Bell, R OBP: 0.311, SLG: 0.368 (1, 5)	0-1 SF7			1-1 P3		3-2 1B 1B		0-1 WP 1B		3	0	2	1	0	0	0									
Mike Lieberthal, R OBP: 0.318, SLG: 0.392 (1, 2)	3H 11 FC4-6 SH 1B			3-1 P4		1-2 1B		2-1 L7		4	0	2	1	0	2										
Robinson Tejeda, R OBP: 0.143, SLG: 0.286 Jason Michaels, R (5, PH)		0-1 SH 11 FC4-6 1B		2-2 P3		2-3 K		2-1 F8		1	0	1	0	0	0	0									
63 Ryan Madson, L ERA: 3.79										1	0	0	0	0	1	2									
Rheal Cormier, L (7, 1)										0	0	0	0	0	0	0									
Ugueth Urbina, R (8, 1)										0	0	0	0	0	0	0									
Tomas Perez, S OBP: 0.297, SLG: 0.297 (8, PH)										1	0	0	0	0	0	2									
Billy Wagner, L ERA: 1.93 (9, 1)										0	0	0	0	0	0	0									
Inning Stats	R: 0 E: 0 K: 0 S: 5	H: 0 LOB: 0 BB: 0 P: 6	R: 3 E: 1 K: 0 S: 21	H: 3 LOB: 2 BB: 1 P: 31	R: 0 E: 0 K: 1 S: 9	H: 1 LOB: 1 BB: 0 P: 13	R: 0 E: 0 K: 0 S: 12	H: 1 LOB: 1 BB: 0 P: 20	R: 0 E: 0 K: 3 S: 9	H: 0 LOB: 0 BB: 0 P: 12	R: 0 E: 0 K: 2 S: 18	H: 2 LOB: 2 BB: 0 P: 27	R: 0 E: 0 K: 2 S: 11	H: 1 LOB: 1 BB: 0 P: 18	R: 0 E: 0 K: 0 S: 11	H: 2 LOB: 3 BB: 0 P: 18	R: 1 E: 0 K: 1 S: 8	H: 1 LOB: 2 BB: 2 P: 23	1B: 9 2B: 2 3B: 0 HR: 0	SF: 1 SAC: 1 DP: 0 HBP: 0	WP: 2 PB: 1 SB: 0 CS: 0	PA: 41			
PITCHER	IP	WLS	BF	H	R	ER	SO	BB	IBB	HBP	BLK	WP	HR	S	P	ERA	WHIP								
Jerome Williams, R ERA: 4.6	4.0		19	5	3	2	1	1	0	0	0	0	0	47	70	4.50	1.500								
Glendon Rusch, L ERA: 3.79	2.0		8	2	0	0	5	0	0	0	0	0	0	27	39	0.00	1.000								
13 Will Ohman, L ERA: 2.88	1.0		4	1	0	0	2	0	0	0	0	1	0	11	18	0.00	1.000								
44 Roberto Novoa, R ERA: 4.01	1.0		5	2	0	0	0	0	0	0	0	1	0	11	18	0.00	2.000								
Mike Remlinger, L ERA: 4.91	0.1	L	4	1	1	0	0	0	2	0	0	0	0	5	17	0.00	3.000								
43 Michael Wuerztz, R ERA: 4.84 (9, 1)	0.1		1	0	0	0	1	0	0	0	0	0	0	3	6	0.00	0.000								

Chicago Cubs @ Philadelphia Phillies
Citizens Bank Park, Philadelphia, PA
Wed Aug 03 2005, 7:05 PM EDT
Att: 34,727 - Clear - 91 F

AB 36
R 4
H 11
RBI 3
BB 3
SO 9
LOB 17



Batter	1	2	3	4	5	6	7	8	9	AB	R	H	RBI	BB	SO	LOB	TOP					
Matt Lawton, L OBP: 0.376, SLG: 0.429 (1, 7)	G3		1B	G3			G1-3			4	0	1	0	0	0	1						
Todd Walker, L OBP: 0.343, SLG: 0.462 (1, 4)	F8		1B		G6-3			G4-3		4	0	1	0	0	0	0						
25 Derrek Lee, R OBP: 0.436, SLG: 0.695 (1, 3)	G4-3		K		F9			HR		4	1	1	1	0	1	2						
16 Aramis Ramirez, R OBP: 0.367, SLG: 0.592 (1, 5)		HR		1B 2B 1B	K			P4		4	2	2	1	0	1	0						
Nomar Garciaparra, R OBP: 0.213, SLG: 0.164 (1, 6)	G1-3			F7			G1-3			4	0	0	0	0	0	1						
46 Ryan Dempster, R OBP: 0.077, SLG: 0.077 (8, 1)								G6-3		0	0	0	0	0	0	0						
Jeremy Burnitz, L OBP: 0.332, SLG: 0.457 (1, 9)	E4			1B 2B 1B			G4-3			4	1	1	0	0	0	0						
Jose Macias, S OBP: 0.308, SLG: 0.353 (1, 8)	G4-6-3			2B 1B			P6			4	1	1	0	0	0	1						
Michael Barrett, R OBP: 0.335, SLG: 0.468 (1, 2)				1B 2B			19 G5-4-3			4	0	3	2	0	0	0						
53 Rich Hill, L OBP: 0.205, SLG: 0.400 (1, 1)				1B						0	0	0	0	0	0	0						
44 Roberto Novoa, R OBP: 0.167, SLG: 0.174 (4, 1)				G6-4-3						2	0	0	0	0	0	3						
34 Kerry Wood, R OBP: 0.156, SLG: 0.222 (6, 1)				F7						0	0	0	0	0	0	0						
19 Matt Murton, R OBP: 0.150, SLG: 0.222 (7, Ph)										0	0	0	0	0	0	0						
Scott Williamson, R OBP: 0.221, SLG: 0.386 (7, 1)										1	0	0	0	0	0	1						
Neifi Perez, S OBP: 0.231, SLG: 0.386 (8, 6)										0	0	0	0	0	0	0						
Inning Stats	R: 0 E: 0 K: 0 S: 7	H: 0 LOB: 0 BB: 0 P: 10	R: 1 E: 1 K: 0 S: 4	H: 1 LOB: 0 BB: 6	R: 0 E: 0 K: 1 S: 16	H: 3 LOB: 2 BB: 0 P: 25	R: 3 E: 0 K: 0 S: 11	H: 4 LOB: 1 BB: 0 P: 18	R: 0 E: 0 K: 1 S: 7	H: 0 LOB: 0 BB: 0 P: 12	R: 0 E: 0 K: 0 S: 6	H: 0 LOB: 0 BB: 0 P: 9	R: 0 E: 0 K: 0 S: 6	H: 1 LOB: 0 BB: 0 P: 10	R: 1 E: 0 K: 0 S: 10	H: 1 LOB: 0 BB: 0 P: 15	R: 0 E: 0 K: 0 S: 8	H: 0 LOB: 0 BB: 0 P: 12	1B: 7 2B: 1 3B: 0 HR: 2	SF: 0 SAC: 0 DP: 3 HBP: 0	WP: 0 PB: 1 SB: 0 CS: 0	PA: 35
PITCHER	IP	WLS	BF	H	R	ER	SO	BB	IBB	HBP	BLK	WP	HR	S	P	ERA	WHIP					
Tom Glavine, L ERA: 4.5 (1, 1)	8.0	W	32	10	5	4	2	0	0	0	0	0	2	67	105	4.50	1.250					
Dae-Sung Koo, L ERA: 3.74 (9, 1)	1.0		3	0	0	0	0	0	0	0	0	0	0	8	12	0.00	0.000					

Chicago Cubs @ New York Mets
Shea Stadium, Flushing, NY
Fri Aug 05 2005, 7:10 PM EDT
Att: 34,728 - Cloudy - 84 F

AB	35
R	5
H	10
RBI	4
BB	0
SO	2
LOB	9



Batter	1	2	3	4	5	6	7	8	9	AB	R	H	RBI	BB	SO	LOB	BOTTOM					
7 José Reyes, S OBP: 0.304, SLG: 0.384 (1, 6)	15 S 1B	15 S 1B	K		F9					5	2	3	0	0	1	2						
Mike Cameron, R OBP: 0.344, SLG: 0.490 (1, 9)	F7	15 S 1B			P4		K			5	1	1	2	0	2	3						
15 Carlos Beltrán, S OBP: 0.319, SLG: 0.438 (1, 8)	1B	L5		31 1B	FC4-6			F9 S 1B		5	1	3	1	0	0	3						
Cliff Floyd, L OBP: 0.359, SLG: 0.523 (1, 7)	1B	1B		31 1B	1B		P5	F9 1B		5	0	2	2	0	0	2						
5 David Wright, R OBP: 0.382, SLG: 0.501 (1, 5)	K	F9		31 1B BB				31 S BB		2	1	0	0	3	1	2						
31 Mike Piazza, R OBP: 0.332, SLG: 0.465 (1, 2)				1B			F9			4	1	1	1	1	0	4						
11 Ramon Castro, R OBP: 0.336, SLG: 0.440 (9, 2)				1B				G5-3		0	0	0	0	0	0	0						
Chris Woodward, R OBP: 0.342, SLG: 0.424 (1, 3)		1B FC4 BB		1B			P3	G5-3		4	1	1	1	1	0	3						
Miguel Cairo, R OBP: 0.321, SLG: 0.373 (1, 4)		7 1B FC4 1B		SH5-4 1B	G1-3			K		4	1	2	1	0	1	2						
Tom Glavine, L OBP: 0.158, SLG: 0.111 (1, 1)		FC4 7 1B						G5-3		3	1	1	1	0	0	1						
Dae-Sung Koo, L OBP: 0.500, SLG: 1.000 (9, 1)										0	0	0	0	0	0	0						
Inning Stats	R: 1 E: 0 K: 1 S: 13	H: 3 LOB: 1 BB: 0 P: 18	R: 6 E: 0 K: 0 S: 21	H: 4 LOB: 1 BB: 2 P: 38	R: 0 E: 0 K: 1 S: 8	H: 1 LOB: 1 BB: 0 P: 10	R: 2 E: 0 K: 0 S: 18	H: 3 LOB: 2 BB: 1 P: 29	R: 0 E: 0 K: 1 S: 9	H: 1 LOB: 1 BB: 0 P: 13	R: 0 E: 0 K: 0 S: 8	H: 0 LOB: 1 BB: 1 P: 15	R: 0 E: 0 K: 2 S: 12	H: 1 LOB: 1 BB: 0 P: 16	R: 0 E: 0 K: 0 S: 8	H: 1 LOB: 2 BB: 1 P: 20	1B: 14 2B: 0 3B: 0 HR: 0	SF: 0 SAC: 1 DP: 0 HBP: 0	WP: 0 PB: 0 SB: 5 CS: 0	PA: 43		
PITCHER	IP	WLS	BF	H	R	ER	SO	BB	IBB	HBP	BLK	WP	HR	S	P	ERA	WHIP					
53 Rich Hill, L ERA: 7.0 (1, 1)	1.1	L	13	7	7	7	1	2	0	0	0	0	0	31	50	47.25	6.750					
Glendon Rusch, L ERA: 3.86 (2, 1)	2.1		12	4	2	2	1	1	0	0	0	0	0	26	41	7.71	2.143					
44 Roberto Novoa, R ERA: 3.69 (4, 1)	1.1		5	1	0	0	1	0	0	0	0	0	0	12	17	0.00	0.750					
34 Kerry Wood, R ERA: 4.58 (6, 1)	1.0		4	0	0	0	0	1	0	0	0	0	0	8	15	0.00	1.000					
Scott Williamson, R ERA: (7, 1)	1.0		4	1	0	0	2	0	0	0	0	0	0	12	16	0.00	1.000					
46 Ryan Dempster, R ERA: 3.97 (8, 1)	1.0		5	1	0	0	0	1	0	0	0	0	0	8	20	0.00	2.000					

Chicago Cubs @ New York Mets
Shea Stadium, Flushing, NY
Fri Aug 05 2005, 7:10 PM EDT
Att: 34,728 - Cloudy - 84 F

AB	37
R	9
H	14
RBI	9
BB	5
SO	5
LOB	22



Batter	1	2	3	4	5	6	7	8	9	AB	R	H	RBI	BB	SO	LOB	TOP					
Matt Lawton, L OBP: 0.375, SLG: 0.425 (1, 7)	G6-3		G5-3		G1-3			BB		3	0	0	0	1	0	3	Chicago Cubs @ New York Mets Shea Stadium, Flushing, NY Sat Aug 06 2005, 1:20 PM EDT Att: 39,911 - Cloudy - 82 F					
Todd Walker, L OBP: 0.342, SLG: 0.457 (1, 4)	K			BB		F8		F9		3	0	0	0	1	1	2						
25 Derrek Lee, R OBP: 0.432, SLG: 0.688 (1, 3)	G6-3			P4		G5-3		K		4	0	0	0	0	1	3						
16 Aramis Ramirez, R OBP: 0.364, SLG: 0.586 (1, 5)		L7		P3		F9			G4-3	4	0	0	0	0	0	1						
Jeremy Burnitz, L OBP: 0.329, SLG: 0.452 (1, 9)		F8		K			G5-3		F8	4	0	0	0	0	1	1						
Nefti Perez, S OBP: 0.288, SLG: 0.382 (1, 6)		G3			B3		G3		G3	4	0	0	0	0	0	0						
Jose Macias, S OBP: 0.309, SLG: 0.352 (1, 8)			K		24 1B		F7			3	0	1	0	0	1	0						
24 Henry Blanco, R OBP: 0.271, SLG: 0.396 (1, 2)			K		SH1-3 1B			2B		3	0	2	0	0	1	0						
Greg Maddux, R OBP: 0.239, SLG: 0.304 Todd Hollandsworth, L OBP: 0.301, SLG: 0.391 13 Will Ohman, L (8, 1)				S 1B	SH1-3 1-2			L6		1	0	1	0	0	0	0						
Inning Stats	R: 0 E: 0 K: 1 S: 9	H: 0 LOB: 0 BB: 0 P: 12	R: 0 E: 0 K: 0 S: 8	H: 0 LOB: 0 BB: 0 P: 14	R: 0 E: 0 K: 2 S: 8	H: 1 LOB: 1 BB: 0 P: 10	R: 0 E: 0 K: 1 S: 12	H: 0 LOB: 1 BB: 1 P: 21	R: 0 E: 0 K: 0 S: 7	H: 0 LOB: 0 BB: 0 P: 10	R: 0 E: 0 K: 0 S: 7	H: 0 LOB: 0 BB: 0 P: 10	R: 0 E: 0 K: 1 S: 15	H: 1 LOB: 2 BB: 1 P: 23	R: 0 E: 0 K: 0 S: 5	H: 0 LOB: 0 BB: 0 P: 8	1B: 3 2B: 1 3B: 0 HR: 0	SF: 0 SAC: 1 DP: 0 HBP: 0	WP: 0 PB: 0 SB: 1 CS: 0	PA: 33		
PITCHER	IP	WLS	BF	H	R	ER	SO	BB	IBB	HBP	BLK	WP	HR	S	P	ERA	WHIP					
Jae Weong Seo, R ERA: 1.42	(1, 1)	7.1	W	27	4	0	0	4	1	0	0	0	0	0	71	107	0.00	0.682				
Dae-Sung Koo, L ERA: 3.68	(8, 1)	0.1	H	2	0	0	0	0	1	0	0	0	0	4	9	0.00	3.000					
Roberto Hernandez, R ERA: 2.88	(8, 1)	0.1	H	1	0	0	0	1	0	0	0	0	0	3	3	0.00	0.000					
Braden Looper, R ERA: 3.25	(9, 1)	1.0	S	3	0	0	0	0	0	0	0	0	0	5	8	0.00	0.000					

Batter	1	2	3	4	5	6	7	8	9	AB	R	H	RBI	BB	SO	LOB	BOTTOM				
7 José Reyes, S OBP: 0.303, SLG: 0.383 (1, 6)	F8		15 S 15 1B		G4-3			F8		4	1	1	0	0	0	0	Chicago Cubs @ New York Mets Shea Stadium, Flushing, NY Sat Aug 06 2005, 1:20 PM EDT Att: 39,911 - Cloudy - 82 F				
Miguel Cairo, R OBP: 0.319, SLG: 0.371 (1, 4)	5 S 2B		F8			F8		F8		4	1	1	0	0	0	1					
15 Carlos Beltrán, S OBP: 0.321, SLG: 0.437 (1, 8)	5 2B		CS		G3-1			K		3	0	1	1	1	1	0					
Cliff Floyd, L OBP: 0.359, SLG: 0.520 (1, 7)	K		2-H 1B		F8		5 FC4-6 BB			2	0	0	0	1	1	3					
5 David Wright, R OBP: 0.381, SLG: 0.503 (1, 5)	2B				F7		FC4-6			3	0	1	1	0	0	1					
Mike Cameron, R OBP: 0.340, SLG: 0.485 (1, 9)	G6-3				F9			11 G6-3 S		3	0	0	0	0	0	2					
Marlon Anderson, L OBP: 0.335, SLG: 0.385 (1, 3)			K		K			K		3	0	0	0	0	3	1					
11 Ramon Castro, R OBP: 0.328, SLG: 0.427 (1, 2)		L8			K			G6-3		3	0	0	0	0	1	1					
Jae Weong Seo, R OBP: 0.260, SLG: 0.111 Dae-Sung Koo, L OBP: 0.500, SLG: 1.000 Roberto Hernandez, R Braden Looper, R		G1-3			G4-3			G1-3		3	0	0	0	0	0	1					
Inning Stats	R: 1 E: 0 K: 1 S: 16	H: 2 LOB: 2 BB: 1 P: 27	R: 0 E: 0 K: 1 S: 5	H: 0 LOB: 0 BB: 0 P: 6	R: 1 E: 0 K: 0 S: 11	H: 2 LOB: 0 BB: 0 P: 17	R: 0 E: 0 K: 1 S: 5	H: 0 LOB: 0 BB: 0 P: 6	R: 0 E: 0 K: 1 S: 10	H: 0 LOB: 1 BB: 1 P: 18	R: 0 E: 1 K: 1 S: 11	H: 0 LOB: 1 BB: 0 P: 15	R: 0 E: 0 K: 1 S: 8	H: 0 LOB: 0 BB: 0 P: 13	1B: 3 2B: 1 3B: 0 HR: 0	SF: 0 SAC: 0 DP: 0 HBP: 0	WP: 0 PB: 0 SB: 3 CS: 1	PA: 30			
PITCHER	IP	WLS	BF	H	R	ER	SO	BB	IBB	HBP	BLK	WP	HR	S	P	ERA	WHIP				
Greg Maddux, R ERA: 4.57	(1, 1)	7.0	L	27	4	2	2	5	2	0	0	0	0	66	99	2.57	0.857				
13 Will Ohman, L ERA: 2.7	(8, 1)	1.0		3	0	0	0	1	0	0	0	0	0	8	13	0.00	0.000				

AB	30
R	0
H	4
RBI	0
BB	2
SO	5
LOB	11



AB	28
R	2
H	4
RBI	2
BB	2
SO	6
LOB	10



Batter	1	2	3	4	5	6	7	8	9	AB	R	H	RBI	BB	SO	LOB	TOP				
Matt Lawton, L OBP: 0.372, SLG: 0.421 Scott Williamson, R	(1, 7) F7		(1, 1) G4-3			(1, 0) G4-3		(0, 0) G4-3		4	0	0	0	0	0	1					
Neftali Feliz, S OBP: 0.288, SLG: 0.381	(1, 4) G4-3			(2, 1) F7		(2, 1) G4-3		(0, 0) G3-1		4	0	1	0	0	0	1					
25 Derrek Lee, R OBP: 0.429, SLG: 0.681	(1, 3) G5-3			(2, 2) G6-3		(3, 2) F8			(1, 2) G5-3	4	0	0	0	0	0	1					
16 Aramis Ramirez, R OBP: 0.363, SLG: 0.582		(4, 2) G4-6-3 1B BB		(0, 1) P2			(2, 2) G6-3		(2, 3) K	3	0	0	0	1	1	0					
Nomar Garciaparra, R OBP: 0.246, SLG: 0.190		(1, 1) G4-6-3 1B			(4, 2) G4-6-3 1B BB		(0, 0) F8		(1, 1) G4-6-3 1B	3	0	2	0	1	0	0					
Todd Hollandsworth, L OBP: 0.330, SLG: 0.389		(1, 0) G4-6-3 1-2 2-3			(1, 2) G4-6-3 1B		(0, 1) G4-3		(0, 1) F8	4	0	1	0	0	0	3					
Michael Barrett, R OBP: 0.335, SLG: 0.470		(3, 1) G6-3			(1, 1) L5			(3, 2) G4-3 2B		3	1	1	0	0	0	3	AB 31				
Jose Macias, S OBP: 0.310, SLG: 0.361			(1, 1) G6-3		(1, 1) G1-6-3			(0, 0) G4-3 2B		3	0	1	1	0	0	2	R 1				
38 Carlos Zambrano, S OBP: 0.245, SLG: 0.292 43 Michael Wuerz, R 5 Ronny Cedeno, R 44 Roberto Novoa, R 19 Matt Murton, R	(1, 1) K		(1, 3) K			(1, 2) G4-3		(1, 1) F8		1	0	0	0	0	0	1	H 6				
										0	0	0	0	0	0	0	RBI 1				
										0	0	0	0	0	0	0	BB 2				
										0	0	0	0	0	0	0	SO 2				
										1	0	0	0	0	0	1	LOB 12				
Inning Stats	R: 0 E: 0 K: 0 S: 8	H: 0 LOB: 0 BB: 0 P: 12	R: 0 E: 0 K: 0 S: 7	H: 1 LOB: 1 BB: 1 P: 16	R: 0 E: 0 K: 1 S: 7	H: 0 LOB: 0 BB: 0 P: 10	R: 0 E: 0 K: 0 S: 8	H: 0 LOB: 0 BB: 0 P: 12	R: 0 E: 0 K: 0 S: 11	H: 1 LOB: 1 BB: 0 P: 18	R: 0 E: 0 K: 0 S: 7	H: 0 LOB: 0 BB: 0 P: 9	R: 1 E: 0 K: 0 S: 8	H: 2 LOB: 1 BB: 0 P: 12	R: 0 E: 0 K: 1 S: 12	H: 1 LOB: 1 BB: 0 P: 16	1B: 4 2B: 2 3B: 0 HR: 0	SF: 0 SAC: 0 DP: 2 HBP: 0	WP: 1 PB: 0 SB: 0 CS: 0	PA: 33	
PITCHER	IP	WLS	BF	H	R	ER	SO	BB	IBB	HBP	BLK	WP	HR	S	P	ERA	WHIP				
Victor Zambrano, R ERA: 4.0	(1, 1) 8.0	W	29	5	1	1	1	2	0	0	0	1	0	67	107	1.12	0.875				
Aaron Heilman, R ERA: 4.09	(9, 1) 1.0		4	1	0	0	1	0	0	0	0	0	0	12	16	0.00	1.000				

Chicago Cubs @ New York Mets
Shea Stadium, Flushing, NY
Sun Aug 07 2005, 8:05 PM EDT
Att: 40,321 - Partly Cloudy - 79 F

AB	31
R	1
H	6
RBI	1
BB	2
SO	2
LOB	12



Batter	1	2	3	4	5	6	7	8	9	AB	R	H	RBI	BB	SO	LOB	BOTTOM				
7 José Reyes, S OBP: 0.303, SLG: 0.382	(1, 6) F7		(0, 2) G1-3		(1, 1) G3-6-1 1B			(3, 1) G4-3		4	0	1	0	0	0	1					
Miguel Cairo, R OBP: 0.323, SLG: 0.373	(1, 4) K		(0, 0) BB 5 SF7 1B		(0, 2) G3-6-1 1-2		(2, 2) G4-6-3 15 1B			4	1	2	0	0	1	1					
15 Carlos Beltrán, S OBP: 0.322, SLG: 0.436	(1, 8) E5 1B		(4, 1) SF7 5 31 1B BB		(2, 1) E 5 G5-3 1B		(1, 0) G4-6-3 1-2			3	3	1	0	1	0	1					
Cliff Floyd, L OBP: 0.365, SLG: 0.532	(1, 7) 5 1B		(4, 2) 31 1B BB		(0, 0) E9 5 G5-3 1B		(1, 0) HR			3	2	3	2	1	0	0					
5 David Wright, R OBP: 0.380, SLG: 0.501	(1, 5) 2H 1B		(2, 2) SF7		(1, 1) G5-3		(1, 3) K			3	0	1	3	0	1	1					
Mike Cameron, R OBP: 0.339, SLG: 0.481	(1, 9) G4-3		(0, 3) K		(0, 3) K			(1, 2) G4-3 1B		4	0	1	0	0	2	4					
31 Mike Piazza, R OBP: 0.132, SLG: 0.464 11 Ramon Castro, R OBP: 0.328, SLG: 0.427		(4, 2) G4-3 PB BB	(2, 1) 1-2 1B		(1, 0) F7			(0, 1) F8		3	0	1	1	1	0	2	AB 32				
Marlon Anderson, L OBP: 0.328, SLG: 0.376		(0, 1) F7		(0, 1) P2			(3, 1) F8		(3, 1) F9	4	0	0	0	0	0	4	R 6				
Victor Zambrano, S OBP: 0.132, SLG: 0.184 Jose Offerman, S OBP: 0.295, SLG: 0.389 Aaron Heilman, R	(1, 1) G4-3		(2, 2) G4-3		(0, 1) F8		(2, 3) K		(2, 3) K	3	0	0	0	0	1	1	H 10				
										1	0	0	0	0	0	0	RBI 6				
										0	0	0	0	0	0	0	BB 3				
										4	0	0	0	0	0	4	SO 6				
																	LOB 16				
Inning Stats	R: 2 E: 1 K: 1 S: 23	H: 2 LOB: 1 BB: 0 P: 32	R: 0 E: 0 K: 0 S: 11	H: 0 LOB: 1 BB: 1 P: 17	R: 2 E: 0 K: 1 S: 16	H: 2 LOB: 2 BB: 2 P: 31	R: 0 E: 0 K: 0 S: 7	H: 1 LOB: 0 BB: 0 P: 8	R: 1 E: 0 K: 1 S: 9	H: 2 LOB: 1 BB: 0 P: 13	R: 0 E: 0 K: 1 S: 7	H: 0 LOB: 0 BB: 0 P: 15	R: 1 E: 0 K: 1 S: 10	H: 2 LOB: 0 BB: 0 P: 15	R: 0 E: 0 K: 1 S: 10	H: 1 LOB: 1 BB: 0 P: 16	1B: 9 2B: 0 3B: 0 HR: 1	SF: 1 SAC: 0 DP: 2 HBP: 0	WP: 0 PB: 1 SB: 0 CS: 0	PA: 36	
PITCHER	IP	WLS	BF	H	R	ER	SO	BB	IBB	HBP	BLK	WP	HR	S	P	ERA	WHIP				
38 Carlos Zambrano, R ERA: 3.3	(1, 1) 3.0	L	17	4	4	2	2	3	0	0	0	0	0	50	80	6.00	2.333				
43 Michael Wuerz, R ERA: 4.44	(4, 1) 2.0		8	3	1	0	1	0	0	0	0	0	0	16	21	0.00	1.500				
44 Roberto Novoa, R ERA: 3.72	(6, 1) 2.0		7	2	1	1	2	0	0	0	0	0	1	17	30	4.50	1.000				
Scott Williamson, R ERA:	(8, 1) 1.0		4	1	0	0	1	0	0	0	0	0	0	10	16	0.00	1.000				

Chicago Cubs @ New York Mets
Shea Stadium, Flushing, NY
Sun Aug 07 2005, 8:05 PM EDT
Att: 40,321 - Partly Cloudy - 79 F

AB	32
R	6
H	10
RBI	6
BB	3
SO	6
LOB	16



Batter	1	2	3	4	5	6	7	8	9	AB	R	H	RBI	BB	SO	LOB	TOP			
Felipe Lopez, S OBP: 0.336, SLG: 0.481	3-1 F8	4-1 BB		2-1 L8		4-2 HR BB		2-2 L6		3	1	0	0	2	0	0	Cincinnati Reds @ Chicago Cubs Wrigley Field, Chicago, IL Mon Aug 08 2005, 7:05 PM CDT Att: 39,965 - Partly Cloudy - 86 F			
6 Ryan Freel, R OBP: 0.387, SLG: 0.380	1-0 P4	1-1 F9		0-0 F9		2-3 K		1-0 L9		5	0	0	0	0	1	5				
Ken Griffey Jr., L OBP: 0.358, SLG: 0.537	2-3 K		X	0-0 HR 2B		3-0 HR 1-H 2-H		2-2 K		5	2	2	3	0	2	0				
Adam Dunn, L OBP: 0.391, SLG: 0.602		X	0-0 2B 1B	2-1 HR		1-2 F7	2-1 P4		0-3 K	5	2	2	2	0	1	0				
Sean Casey, L OBP: 0.370, SLG: 0.427		C	0-1 2B 2B	0-1 G4-3		2-1 HBP	0-1 F9 FC6-4 2B		2-1 F8	4	2	2	0	0	0	0				
Rich Aurilia, R OBP: 0.317, SLG: 0.442		C	0-2 G1-3	0-0 1B		3-2 G5-3	0-0 F9		2-1 G5-3	5	0	1	0	0	0	4				
Austin Kearns, R OBP: 0.310, SLG: 0.423		H	1-0 2B HBP	0-2 F7			0-1 HR		4-0 FC6-4 IBB	2	1	1	1	1	0	1				
Javier Valentin, S OBP: 0.380, SLG: 0.568		C	0-2 2B	0-1 P6			4-1 FC1-6 BB		2-0 FC6-4	3	0	1	3	1	0	2				
Brandon Clausen, R OBP: 0.083, SLG: 0.029		X	0-0 G5-3		2-3 K		0-0 FC1-6 HR		0-3 K	4	1	0	0	0	2	4				
37 Brian Shacketford, L ERA: 3.99										0	0	0	0	0	0	0				
Randy Keisler, L OBP: 0.429, SLG: 1.000										0	0	0	0	0	0	0				
56 Todd Coffey, R ERA: 4.5										0	0	0	0	0	0	0				
Inning Stats	R: 0 E: 0 K: 1 S: 6	H: 0 LOB: 0 BB: 0 P: 12	R: 2 E: 0 K: 0 S: 13	H: 3 LOB: 3 BB: 1 P: 19	R: 2 E: 0 K: 0 S: 11	H: 3 LOB: 1 BB: 0 P: 13	R: 0 E: 0 K: 1 S: 7	H: 0 LOB: 0 BB: 0 P: 11	R: 0 E: 0 K: 0 S: 9	H: 0 LOB: 1 BB: 0 P: 15	R: 4 E: 0 K: 1 S: 12	H: 2 LOB: 0 BB: 2 P: 27	R: 1 E: 0 K: 1 S: 7	H: 1 LOB: 1 BB: 1 P: 13	R: 0 E: 0 K: 1 S: 8	H: 0 LOB: 0 BB: 0 P: 13	1B: 2 2B: 4 3B: 0 HR: 3	SF: 0 SAC: 0 DP: 0 HBP: 2	WP: 0 PA: 42 PB: 0 SB: 0 CS: 0	
PITCHER	IP	WLS	BF	H	R	ER	SO	BB	IBB	HBP	BLK	WP	HR	S	P	ERA	WHIP			
Jerome Williams, R ERA: 5.18	5.1	L	28	7	7	7	2	3	0	2	0	0	2	52	84	11.81	1.875			
Glendon Rusch, L ERA: 3.99	1.2		8	2	2	2	2	0	1	0	0	0	1	13	26	10.80	1.200			
34 Kerry Wood, R ERA: 4.5	1.0		3	0	0	0	1	0	0	0	0	0	0	8	13	0.00	0.000			
13 Will Ohman, L ERA: 2.6	1.0		3	0	0	0	1	0	0	0	0	0	0	7	11	0.00	0.000			

Batter	1	2	3	4	5	6	7	8	9	AB	R	H	RBI	BB	SO	LOB	BOTTOM			
Matt Lawton, L OBP: 0.370, SLG: 0.418	1-2 P3		2-2 L9		0-1 F8			0-3 K	2-1 1B 1B	5	1	1	1	0	1	1	Cincinnati Reds @ Chicago Cubs Wrigley Field, Chicago, IL Mon Aug 08 2005, 7:05 PM CDT Att: 39,965 - Partly Cloudy - 86 F			
Todd Walker, L OBP: 0.346, SLG: 0.463	0-2 2B		0-0 F7		1-0 G6-3			1-2 1B	0-1 16 FC5 25 1B	5	0	3	1	0	0	1				
25 Derrek Lee, R OBP: 0.428, SLG: 0.677	1-1 F9		0-1 G3			4-1 16 G1-3 BB		2-0 F9	0-0 1B	4	0	1	0	1	0	2				
16 Aramis Ramirez, R OBP: 0.361, SLG: 0.576	4-2 BB			2-2 F7		0-1 G1-3		1-0 F9	0-1 FC5	4	0	0	0	1	0	4				
Nomar Garciaparra, R OBP: 0.246, SLG: 0.194	0-1 F8			1-2 G5-3		1-2 G5-3		2-2 G5-3	3-1 1B 1B	4	1	1	0	0	0	3				
Michael Barrett, R OBP: 0.340, SLG: 0.470			4-0 G6-4-3 BB		4-1 BB		1-3 K		2-2 1B 19 FC6-4 1B	2	1	1	0	2	1	1				
Jerome Williams, R ERA: 5.18										4	0	1	1	0	1	2				
19 Matt Murton, R OBP: 0.490, SLG: 0.500			0-1 1B		4-2 F8 SH1-4 BB		1-2 G5-3		0-0 FC6-4 1B	3	1	1	1	1	0	1				
Jerome Williams, R ERA: 5.18										1	0	0	0	0	1	1				
Glendon Rusch, L ERA: 3.99										0	0	0	0	0	0	0				
5 Ronny Cedeno, R OBP: 0.147, SLG: 0.174										0	0	0	0	0	0	0				
34 Kerry Wood, R ERA: 4.5										0	0	0	0	0	0	0				
13 Will Ohman, L ERA: 2.6										0	0	0	0	0	0	0				
Neilf Paez, S OBP: 0.237, SLG: 0.390										1	0	0	0	0	0	1				
Inning Stats	R: 0 E: 0 K: 0 S: 14	H: 1 LOB: 2 BB: 1 P: 20	R: 0 E: 0 K: 1 S: 8	H: 1 LOB: 1 BB: 1 P: 15	R: 0 E: 0 K: 0 S: 6	H: 0 LOB: 0 BB: 0 P: 8	R: 0 E: 0 K: 0 S: 11	H: 0 LOB: 1 BB: 1 P: 19	R: 0 E: 0 K: 1 S: 9	H: 0 LOB: 0 BB: 0 P: 15	R: 0 E: 0 K: 1 S: 9	H: 0 LOB: 1 BB: 1 P: 16	R: 0 E: 0 K: 1 S: 9	H: 1 LOB: 1 BB: 0 P: 13	R: 4 E: 0 K: 0 S: 17	H: 6 LOB: 2 BB: 0 P: 27	1B: 8 2B: 1 3B: 0 HR: 0	SF: 0 SAC: 1 DP: 1 HBP: 0	WP: 0 PA: 40 PB: 0 SB: 0 CS: 0	
PITCHER	IP	WLS	BF	H	R	ER	SO	BB	IBB	HBP	BLK	WP	HR	S	P	ERA	WHIP			
Brandon Clausen, L ERA: 4.53	7.0	W	27	4	1	0	3	5	0	0	0	0	0	66	106	0.00	1.000			
37 Brian Shacketford, L ERA: 1.2	1.0		4	1	0	0	1	0	0	0	0	0	0	9	13	0.00	1.000			
Randy Keisler, L ERA: 4.37	0.2		7	5	4	4	0	0	0	0	0	0	0	14	24	54.00	7.500			
56 Todd Coffey, R ERA: 4.95	0.1		2	1	0	0	0	0	0	0	0	0	0	3	3	0.00	3.000			



Batter	1	2	3	4	5	6	7	8	9	AB	R	H	RBI	BB	SO	LOB	TOP								
Felipe Lopez, S OBP: 0.332, SLG: 0.474 (1, 6)	F7		K		G4-3		K		K	5	0	0	0	0	3	1									
Jason LaRue, R OBP: 0.367, SLG: 0.471 (1, 2)	F8		2B		G5-3			HR	1B	5	2	3	2	0	0	0									
Ken Griffey Jr., L OBP: 0.359, SLG: 0.543 (1, 8)	1B		K			HR		K	E6 1B	5	1	2	1	0	2	3									
Adam Dunn, L OBP: 0.389, SLG: 0.597 25 David Weathers, R (9, 1)	F8		K			G4-3		K	FC6-4 1B	5	0	1	1	0	2	2									
Sean Casey, L OBP: 0.370, SLG: 0.429 (1, 3)		E 2B				G6-3		G4-3	FC6-4 1B	5	1	2	0	0	0	2									
Austin Kearns, R OBP: 0.313, SLG: 0.422 (1, 9)		E9 1B			F9				1B BB	3	1	1	0	1	1	1									
12 Edwin Encarnación, R OBP: 0.310, SLG: 0.431 (1, 5)		G5-4-3			K			HR	L6	4	1	1	1	0	1	3									
Ray Olmedo, S OBP: 0.364, SLG: 0.548 (1, 4)		1B			K			K	2B 1B	4	1	2	0	0	2	1									
39 Aaron Harang, R OBP: 0.019, SLG: 0.019 Jason Standridge, R (8, 1) Kent Mercker, L (8, 1) Jacob Cruz, S OBP: 0.291, SLG: 0.394 (9, PH) 6 Ryan Freel, R OBP: 0.301, SLG: 0.380 (9, 7)		K			K			K	WP 1B 2B	3	0	0	0	0	3	1									
Inning Stats	R: 0 E: 0 K: 0 S: 7	H: 1 LOB: 1 BB: 0 P: 13	R: 1 E: 1 K: 1 S: 13	H: 3 LOB: 1 BB: 0 P: 21	R: 0 E: 0 K: 3 S: 12	H: 1 LOB: 1 BB: 0 P: 17	R: 0 E: 0 K: 2 S: 11	H: 1 LOB: 1 BB: 0 P: 18	R: 0 E: 0 K: 1 S: 11	H: 0 LOB: 0 BB: 0 P: 15	R: 1 E: 0 K: 3 S: 11	H: 1 LOB: 0 BB: 0 P: 16	R: 1 E: 0 K: 3 S: 11	H: 1 LOB: 0 BB: 0 P: 17	R: 1 E: 0 K: 2 S: 13	H: 1 LOB: 0 BB: 0 P: 18	R: 4 E: 1 K: 1 S: 17	H: 4 LOB: 2 BB: 1 P: 31	1B: 7 2B: 3 3B: 0 HR: 3	SF: 0 SAC: 0 DP: 1 HBP: 0	WP: 1 PB: 0 SB: 0 CS: 0	PA: 41			
PITCHER	IP	WLS	BF	H	R	ER	SO	BB	IBB	HBP	BLK	WP	HR	S	P	ERA	WHIP								
22 Mark Prior, R ERA: 3.85 (1, 1)	7.0		28	8	3	3	11	0	0	0	0	0	2	76	117	3.86	1.143								
13 Will Ohman, L ERA: 2.83 (8, 1)	1.0	L	4	1	1	1	2	0	0	0	0	0	1	13	18	9.00	1.000								
Scott Williamson, R ERA: 7.71 (9, 1)	0.1		3	1	2	2	0	1	0	0	0	0	0	5	12	54.00	6.000								
46 Ryan Dempster, R ERA: 4.06 (9, 1)	0.2		6	3	2	1	1	0	0	0	0	1	0	12	19	13.50	4.500								

Cincinnati Reds @ Chicago Cubs
Wrigley Field, Chicago, IL
Tue Aug 09 2005, 1:20 PM CDT
Att: 38,368 - Sunny - 90 F

AB	40
R	8
H	13
RBI	7
BB	1
SO	14
LOB	14



Batter	1	2	3	4	5	6	7	8	9	AB	R	H	RBI	BB	SO	LOB	BOTTOM								
Matt Lawton, L OBP: 0.371, SLG: 0.422 (1, 7)	1B	2B		G3			K			4	0	2	2	0	1	1									
Todd Walker, L OBP: 0.345, SLG: 0.460 (1, 4)	1B	F7			F9		F9			4	0	1	0	0	0	1									
25 Derrek Lee, R OBP: 0.427, SLG: 0.675 (1, 3)	F4		2B		F8			P6		4	0	1	0	0	0	2									
16 Aramis Ramirez, R OBP: 0.358, SLG: 0.570 (1, 5)	F8		F9		F9			F7		4	0	0	0	0	0	3									
Jeromy Burnitz, L OBP: 0.326, SLG: 0.446 46 Ryan Dempster, R OBP: 0.077, SLG: 0.077 (9, 1)	P5		K			P5		K		4	0	0	0	0	2	3									
Nomar Garciaparra, R OBP: 0.247, SLG: 0.242 (1, 6)		G6-3	G6-3			HR		K		4	1	1	1	0	1	1									
Corey Patterson, L OBP: 0.269, SLG: 0.377 (1, 8)		SH1-4 2B 1B		K		L8		F7		4	1	1	0	0	1	0									
24 Henry Blanco, R OBP: 0.273, SLG: 0.394 Michael Barrett, R OBP: 0.339, SLG: 0.469 (9, PH)		SH1-4 2B 1B		P5		F9		K		3	1	1	0	0	0	0									
22 Mark Prior, R OBP: 0.273, SLG: 0.258 Jose Macias, S OBP: 0.307, SLG: 0.358 (7, PH) 13 Will Ohman, L (8, 1) Scott Williamson, R (9, 1) Todd Hollandsworth, L OBP: 0.300, SLG: 0.389 (9, 9)		SH1-4		E9		G4-3				1	0	1	0	0	0	0									
Inning Stats	R: 0 E: 0 K: 0 S: 13	H: 2 LOB: 2 BB: 0 P: 20	R: 2 E: 0 K: 0 S: 10	H: 3 LOB: 1 BB: 0 P: 13	R: 0 E: 0 K: 1 S: 14	H: 1 LOB: 1 BB: 0 P: 18	R: 0 E: 1 K: 1 S: 8	H: 1 LOB: 1 BB: 0 P: 12	R: 0 E: 0 K: 0 S: 8	H: 0 LOB: 0 BB: 0 P: 14	R: 1 E: 0 K: 0 S: 7	H: 1 LOB: 0 BB: 0 P: 8	R: 0 E: 0 K: 1 S: 15	H: 0 LOB: 0 BB: 0 P: 20	R: 0 E: 0 K: 1 S: 6	H: 0 LOB: 0 BB: 0 P: 10	R: 0 E: 0 K: 2 S: 8	H: 0 LOB: 0 BB: 0 P: 12	1B: 5 2B: 2 3B: 0 HR: 1	SF: 0 SAC: 1 DP: 0 HBP: 0	WP: 0 PB: 0 SB: 0 CS: 0	PA: 35			
PITCHER	IP	WLS	BF	H	R	ER	SO	BB	IBB	HBP	BLK	WP	HR	S	P	ERA	WHIP								
39 Aaron Harang, R ERA: 3.9 (1, 1)	7.0		29	8	3	3	3	0	0	0	0	0	0	3	5	0.00	0.000								
Jason Standridge, R ERA: 2.08 (8, 1)	0.2	H	2	0	0	0	0	0	0	0	0	0	0	3	5	0.00	0.000								
Kent Mercker, L ERA: 2.68 (8, 1)	0.1	H	1	0	0	0	1	0	0	0	0	0	0	3	5	0.00	0.000								
25 David Weathers, R ERA: 3.81 (9, 1)	1.0		3	0	0	0	2	0	0	0	0	0	0	8	12	0.00	0.000								


Cincinnati Reds @ Chicago Cubs
Wrigley Field, Chicago, IL
Tue Aug 09 2005, 1:20 PM CDT
Att: 38,368 - Sunny - 90 F

AB	34
R	3
H	8
RBI	3
BB	0
SO	6
LOB	11




Batter	1	2	3	4	5	6	7	8	9	AB	R	H	RBI	BB	SO	LOB	TOP					
22 David Eckstein, R OBP: 0.349, SLG: 0.371 Cal Eldred, R	0-1 SH2-4 5 HR 2B		0-1 F8				0-1 G1-6-3			4	1	2	1	0	0	1	St. Louis Cardinals @ Chicago Cubs Wrigley Field, Chicago, IL Thu Aug 11 2005, 1:20 PM CDT Att: 38,170 - Overcast - 71 F					
Abraham Nunez, S OBP: 0.376, SLG: 0.423	1-1 SH2-4 2-3		1-2 P5					0-0	3	0	2	1	0	0	0							
5 Albert Pujols, R OBP: 0.435, SLG: 0.631	1-1 HR			2-2 P4	1-2 K			1-1 L6	4	1	1	2	0	1	3							
15 Jim Edmonds, L 55 Skip Schumaker, L	1-2 G6-4-3 1B			1-2 G5-3		1-0 F7		0-3 K	4	0	1	0	0	1	1							
Mark Grudzielanek, R OBP: 0.342, SLG: 0.423	0-0 G6-4-3 1-2f			1-2 CS 1B		1-3 K		1-3 K	4	0	1	0	0	2	2							
John Mabry, L OBP: 0.324, SLG: 0.433		0-0 F8		0-2 CS 1-2	0-1 P3	1-0 2B		3-2 G3-1	4	0	1	0	0	0	0							
So Taguchi, R OBP: 0.331, SLG: 0.448		0-3 K			0-1 1B 22 1B	1-1 L8		1-1 FC6-4 1B	4	1	2	0	0	1	1							
Einar Diaz, R OBP: 0.217, SLG: 0.276		2-1 L5			1-1 G1-3		1-1 22 G1-6-3 1B	0-1 FC6-4	4	0	1	0	0	0	2							
30 Mark Mulder, L Jason Marquis, L 48 Brad Thompson, R Scott Seabolt, R 53 John Rodriguez, L	1-2 G4-3		1-2 G4-3		0-2 22 1B 1B		0-1 L7	1-1 F8	1	0	0	0	0	0	0							
Inning Stats	R: 2 E: 0 K: 0 S: 10	H: 3 LOB: 0 BB: 0 P: 13	R: 0 E: 0 K: 1 S: 6	H: 0 LOB: 0 BB: 0 P: 8	R: 0 E: 0 K: 0 S: 8	H: 0 LOB: 0 BB: 0 P: 10	R: 0 E: 0 K: 0 S: 13	H: 1 LOB: 0 BB: 0 P: 17	R: 2 E: 0 K: 1 S: 17	H: 4 LOB: 2 BB: 0 P: 21	R: 0 E: 0 K: 1 S: 8	H: 1 LOB: 1 BB: 0 P: 12	R: 0 E: 0 K: 0 S: 6	H: 1 LOB: 0 BB: 0 P: 7	R: 0 E: 0 K: 2 S: 9	H: 1 LOB: 1 BB: 0 P: 11		R: 0 E: 0 K: 0 S: 10	H: 1 LOB: 1 BB: 0 P: 15	1B: 8 2B: 3 3B: 0 HR: 1	SF: 0 SAC: 1 DP: 2 HBP: 0	WP: 0 PB: 0 SB: 1 CS: 1
PITCHER Greg Maddux, R ERA: 4.54	IP: 9.0 WLS: W BF: 36	H: 12 R: 4 ER: 4 SO: 5	BB: 0 IBB: 0 HBP: 0 BLK: 0	WP: 0 HR: 1 S: 87 P: 114	ERA: 4.00 WHIP: 1.333	PITCHER										IP: 9.0 WLS: W BF: 36	H: 12 R: 4 ER: 4 SO: 5	BB: 0 IBB: 0 HBP: 0 BLK: 0	WP: 0 HR: 1 S: 87 P: 114	ERA: 4.00 WHIP: 1.333		

AB	35
R	4
H	12
RBI	4
BB	0
SO	5
LOB	12



Batter	1	2	3	4	5	6	7	8	9	AB	R	H	RBI	BB	SO	LOB	BOTTOM			
Jose Macias, S OBP: 0.308, SLG: 0.357	2-3 K			2-2 1B 25 HR 1B	0-2 E3		0-1 G5-3			5	1	2	1	0	1	0	St. Louis Cardinals @ Chicago Cubs Wrigley Field, Chicago, IL Thu Aug 11 2005, 1:20 PM CDT Att: 38,170 - Overcast - 71 F			
Neftali Feliz, S OBP: 0.288, SLG: 0.383	0-0 16 1B 2B	3-2 CS 1B	0-1 B1-3	1-1 25 HR 1B	3-1 F8		1-2 G4-3		5	2	2	0	0	0	1					
25 Derrek Lee, R OBP: 0.427, SLG: 0.686	3-1 L6		4-1 16 2B BB	0-1 1H 2H HR		1-1 HR		0-0 L8	4	3	2	4	1	0	1					
16 Aramis Ramirez, R OBP: 0.362, SLG: 0.571	1-1 2H 1B		2-2 19 FC5 2B	0-0 FC4-6 1B		0-0 G5-3		2-1 1B HBP	4	1	3	2	0	0	0					
Nomar Garciaparra, R OBP: 0.268, SLG: 0.267	1-0 P4		0-2 G5-3	1-0 FC4-6 1-2f		1-0 2B 19 FC6-2 1B		1-2 1B	5	0	2	0	0	0	3					
Michael Barrett, R OBP: 0.348, SLG: 0.482		4-1 2B G5-3 BB	4-1		1-2 19 FC1-4 1B	2-2 BB		1-2 F7	3	1	2	0	2	0	2					
19 Matt Murton, R Todd Hollandsworth, L	1-1 K	2-3 K	1-0 FC5		1-1 SH5-4 1B 1-2f	2-1 FC6-2 BB		0-1 P5	4	1	0	0	0	1	6					
Corey Patterson, L OBP: 0.275, SLG: 0.382	0-0 1B 2B			1-0 G6-3	1-0 SH5-4 E 1B	4-1 BB		2-0 1B	4	2	3	1	1	0	0					
Greg Maddux, R OBP: 0.220, SLG: 0.280	0-0 G5-3 3H			0-2 G4-3	1-0 SH5-4	3-3 K		0-2 G4-3	4	0	0	1	0	1	6					
Inning Stats	R: 1 E: 0 K: 1 S: 9	H: 2 LOB: 1 BB: 0 P: 16	R: 2 E: 0 K: 1 S: 10	H: 2 LOB: 1 BB: 1 P: 19	R: 1 E: 0 K: 0 S: 11	H: 1 LOB: 2 BB: 2 P: 22	R: 3 E: 0 K: 0 S: 14	H: 4 LOB: 1 BB: 0 P: 19	R: 2 E: 1 K: 0 S: 13	H: 2 LOB: 1 BB: 0 P: 20	R: 1 E: 0 K: 0 S: 15	H: 3 LOB: 3 BB: 1 P: 28	R: 0 E: 0 K: 0 S: 7	H: 0 LOB: 0 BB: 0 P: 8	R: 1 E: 0 K: 0 S: 13	H: 2 LOB: 2 BB: 0 P: 20		1B: 10 2B: 4 3B: 0 HR: 2	SF: 0 SAC: 1 DP: 0 HBP: 1	WP: 0 PB: 0 SB: 0 CS: 1
PITCHER 30 Mark Mulder, L 48 Brad Thompson, R Cal Eldred, R	IP: 4.0 WLS: L BF: 23	H: 9 R: 7 ER: 7 SO: 2	BB: 3 IBB: 0 HBP: 0 BLK: 0	WP: 0 HR: 1 S: 44 P: 76	ERA: 15.75 WHIP: 3.000	PITCHER										IP: 4.0 WLS: L BF: 23	H: 9 R: 7 ER: 7 SO: 2	BB: 3 IBB: 0 HBP: 0 BLK: 0	WP: 0 HR: 1 S: 44 P: 76	ERA: 15.75 WHIP: 3.000

AB	39
R	11
H	16
RBI	9
BB	4
SO	3
LOB	21



Batter	1	2	3	4	5	6	7	8	9	AB	R	H	RBI	BB	SO	LOB	TOP								
22 David Eckstein, R (1, 6) OBP: 0.348, SLG: 0.369	F8		FC5-2-5-1		G5-3			F9	1B	5	0	1	0	0	0	3									
Abraham Nunez, S (1, 5) OBP: 0.371, SLG: 0.415	K		F8				F8	K2-3	G6-3	5	0	0	0	0	2	4									
5 Albert Pujols, R (1, 3) OBP: 0.435, SLG: 0.632	P5				F9			15 BB	1B	4	0	2	0	0	0	0									
15 Jim Edmonds, L (1, 8) OBP: 0.393, SLG: 0.535		K			G6-3					2	0	0	0	2	1	0									
53 John Rodriguez, L (1, 7) OBP: 0.370, SLG: 0.488		PO	G4-3		1B					4	0	2	0	0	2	4									
Mark Czudzielanek, R (1, 4) OBP: 0.339, SLG: 0.419		G4-3			K					4	0	0	0	0	2	4									
So Taguchi, R (1, 9) OBP: 0.330, SLG: 0.445	PO		FC1-6		K			P4	F8	4	0	1	0	0	1	0									
Mike Mahoney, R (1, 2) OBP: 0.220, SLG: 0.167			FC1-6		F7			L9		2	0	0	0	0	0	1									
Scott Seabolt, R (7, PH) OBP: 0.298, SLG: 0.319			2B						55 1B	1	0	0	0	0	0	0									
Einar Diaz, R (7, 2) OBP: 0.224, SLG: 0.292			2B							1	1	1	0	0	0	0									
Jason Marquis, L (1, 1) OBP: 0.379, SLG: 0.547								G3		3	0	2	0	0	0	0									
34 Randy Flores, L (8, 1)										0	0	0	0	0	0	0									
Julian Tavarez, L (8, 1)										0	0	0	0	0	0	0									
Ray King, L (8, 1)										0	0	0	0	0	0	0									
55 Skip Schumaker, L (9, PH) OBP: 0.167, SLG: 0.167									22 1B	1	0	1	1	0	0	0									
Inning Stats	R: 0 E: 0 K: 1 S: 16	H: 0 LOB: 0 BB: 0 P: 20	R: 0 E: 0 K: 1 S: 8	H: 1 LOB: 0 BB: 0 P: 16	R: 0 E: 0 K: 0 S: 10	H: 2 LOB: 2 BB: 0 P: 15	R: 0 E: 0 K: 1 S: 11	H: 1 LOB: 1 BB: 0 P: 13	R: 0 E: 0 K: 1 S: 10	H: 1 LOB: 2 BB: 1 P: 14	R: 0 E: 0 K: 1 S: 9	H: 0 LOB: 0 BB: 1 P: 18	R: 0 E: 0 K: 0 S: 10	H: 0 LOB: 2 BB: 1 P: 14	R: 0 E: 0 K: 2 S: 15	H: 1 LOB: 2 BB: 1 P: 23	R: 1 E: 0 K: 1 S: 14	H: 3 LOB: 2 BB: 0 P: 18	1B: 7 2B: 3 3B: 0 HR: 0	SF: 0 SAC: 0 DP: 0 HBP: 0	WP: 0 PB: 0 SB: 0 CS: 0	PA: 39			
PITCHER	IP	WLS	BF	H	R	ER	SO	BB	IBB	HBP	BLK	WP	HR	S	P	ERA	WHIP								
38 Carlos Zambrano, R (1, 1) ERA: 3.17	6.0	W	24	6	0	0	5	1	0	0	0	0	0	64	96	0.00	1.167								
44 Roberto Novoa, R (7, 1) ERA: 3.48	1.0	H	3	0	0	0	0	0	0	0	0	0	0	10	14	0.00	0.000								
34 Kerry Wood, R (8, 1) ERA: 4.34	1.0	H	5	1	0	0	2	1	0	0	0	0	0	15	23	0.00	2.000								
46 Ryan Dempster, R (9, 1) ERA: 4.13	1.0		6	3	1	1	1	0	0	0	0	0	0	14	18	9.00	3.000								

St. Louis Cardinals @ Chicago Cubs
Wrigley Field, Chicago, IL
Fri Aug 12 2005, 1:20 PM CDT
Att: 39,717 - Sunny - 80 F

AB 36
R 1
H 10
RBI 1
BB 2
SO 8
LOB 16

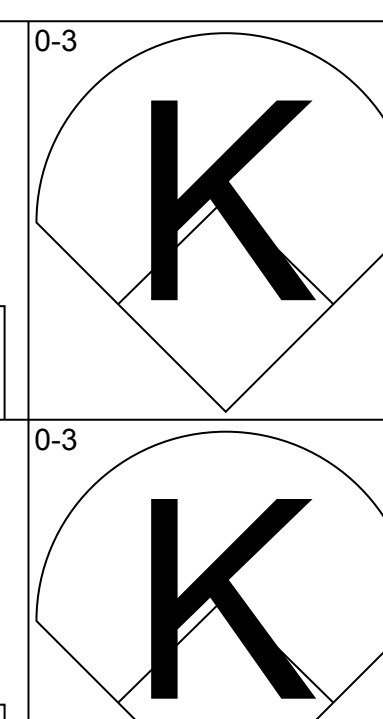
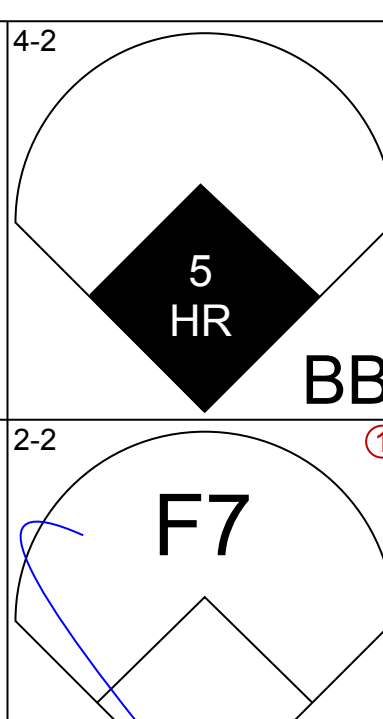
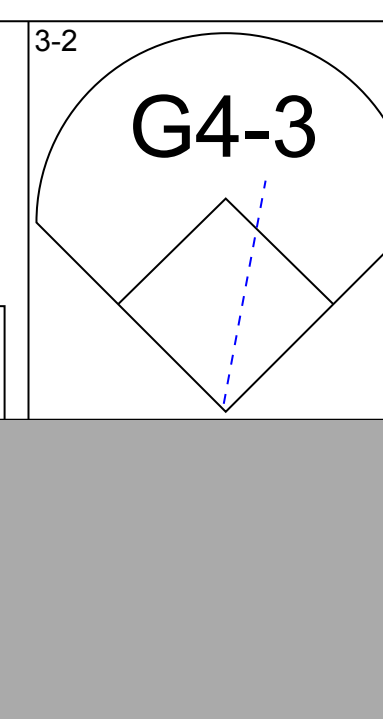
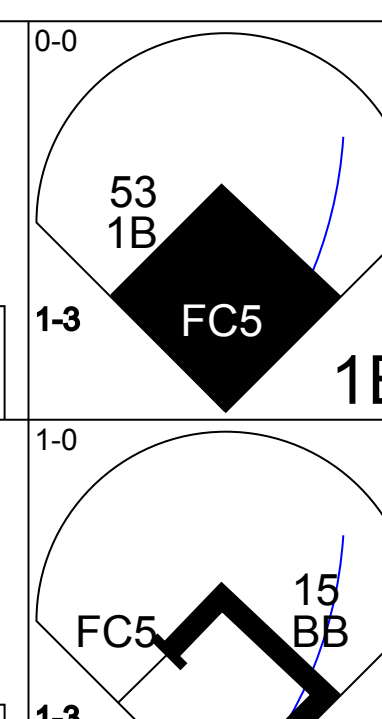
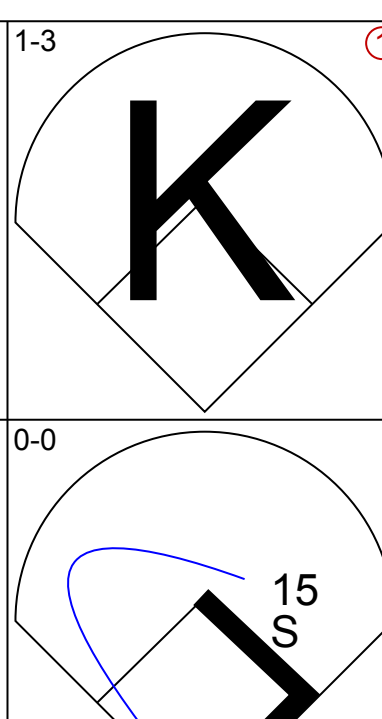
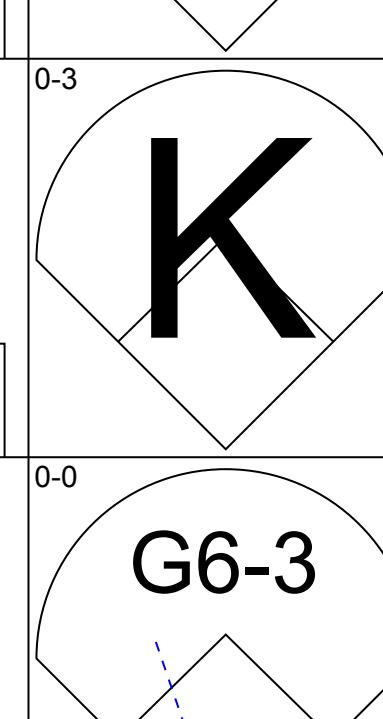
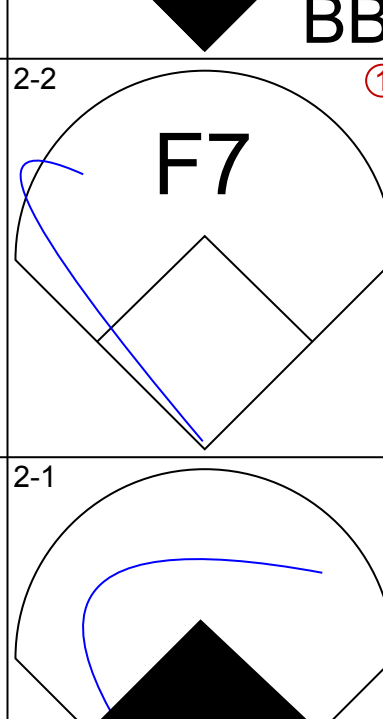
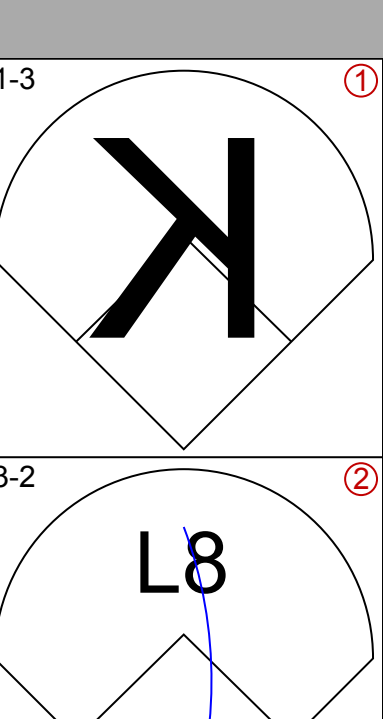
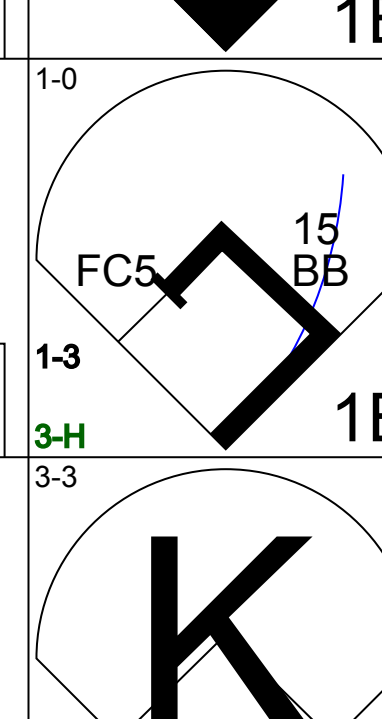
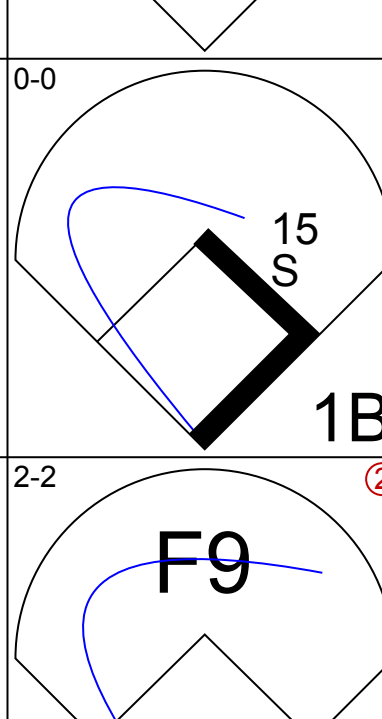
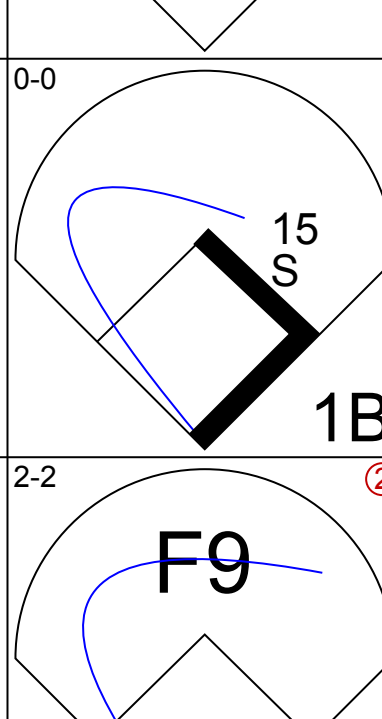
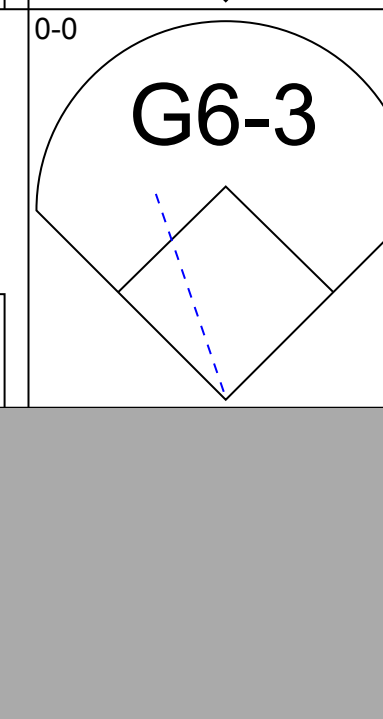
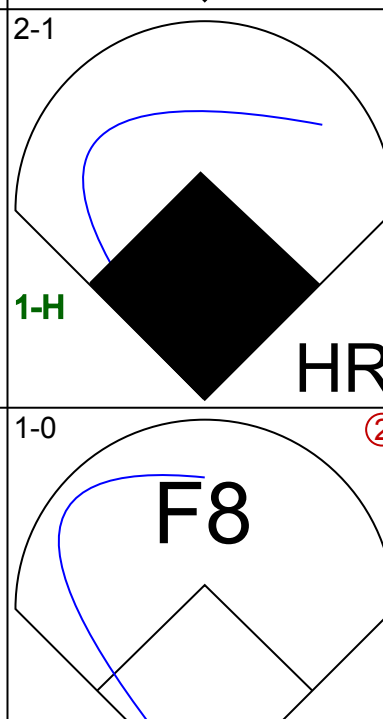
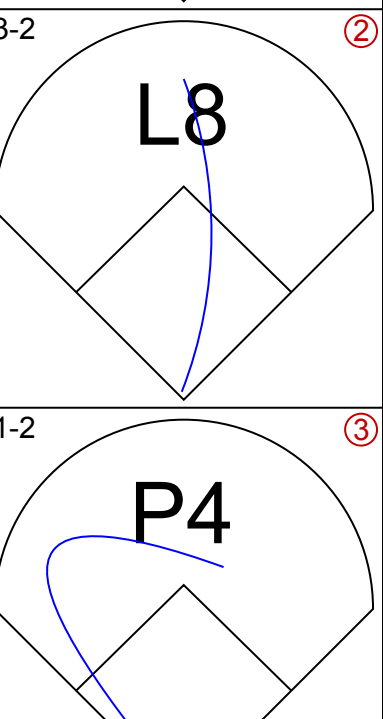
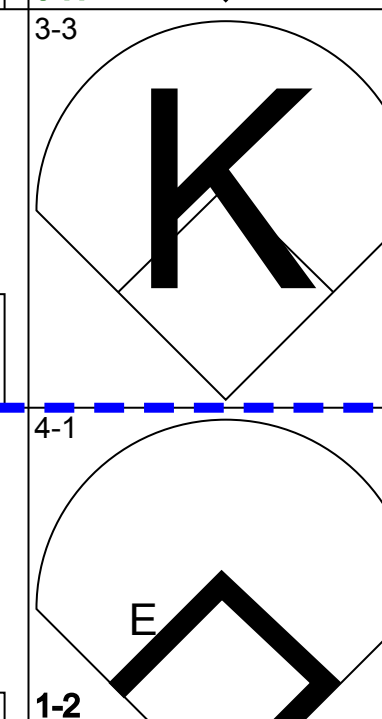
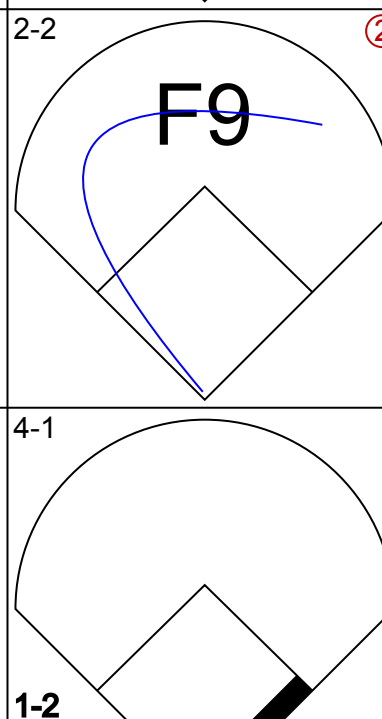
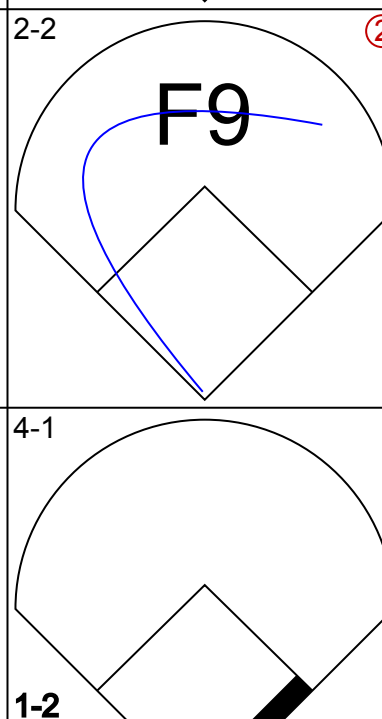
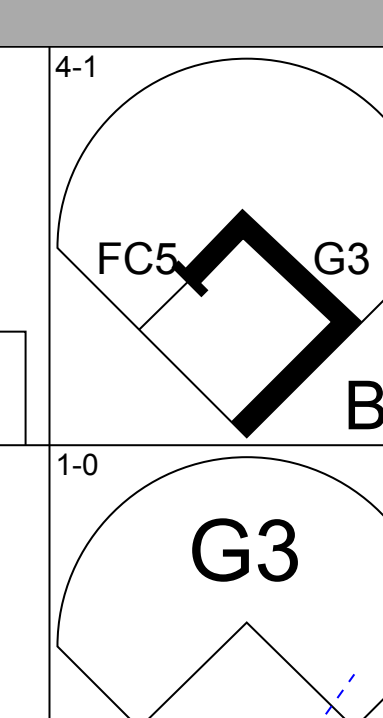
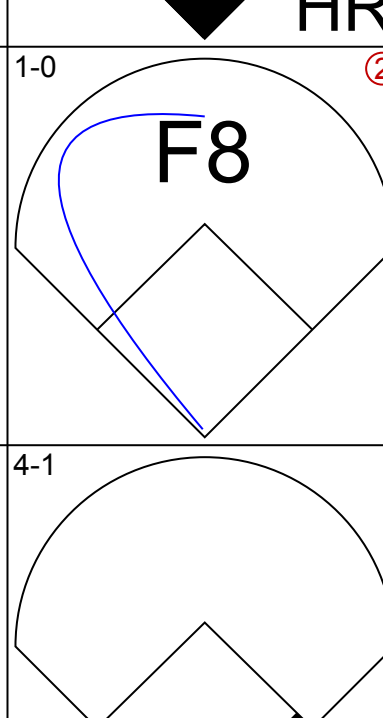
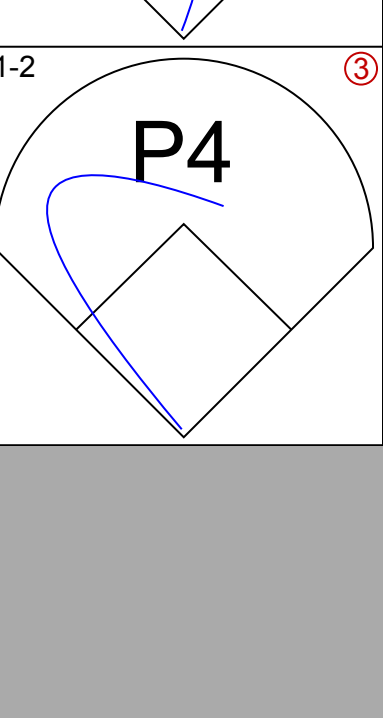
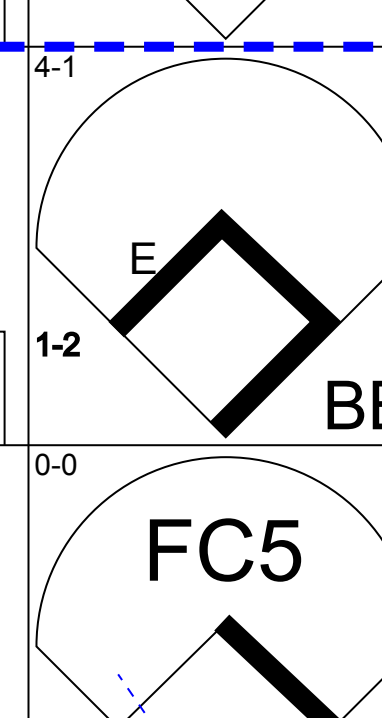
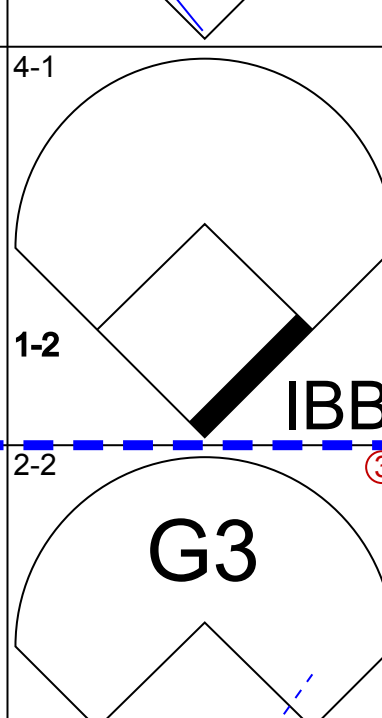
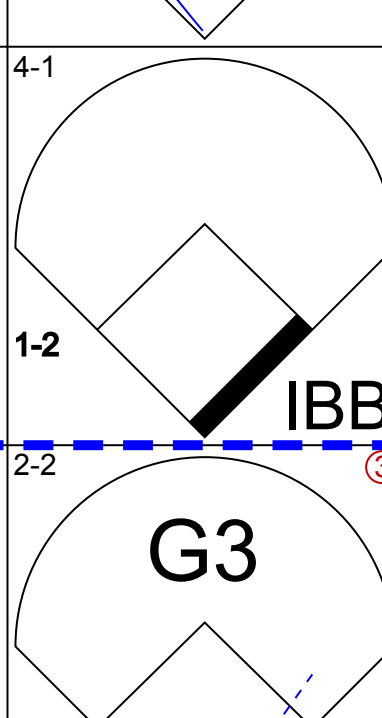
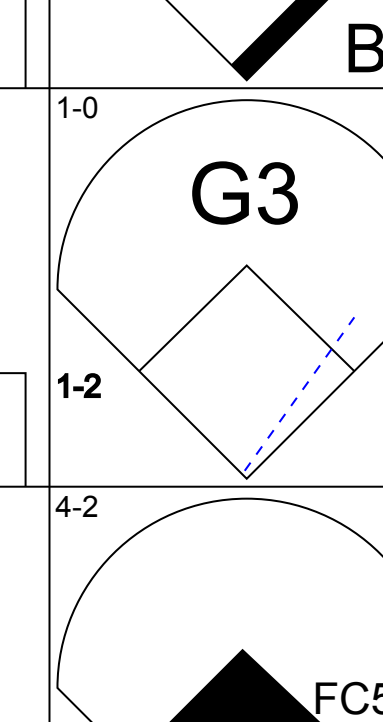
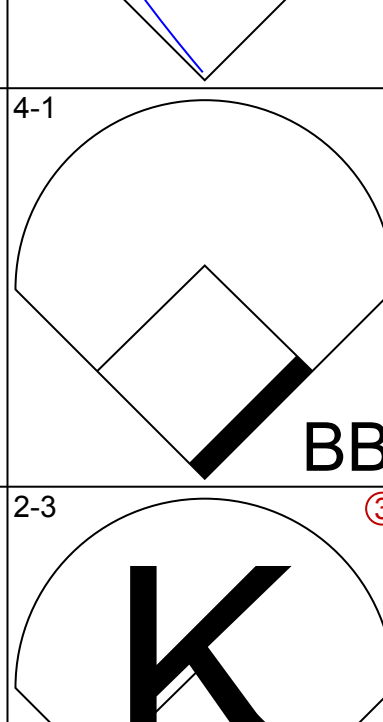
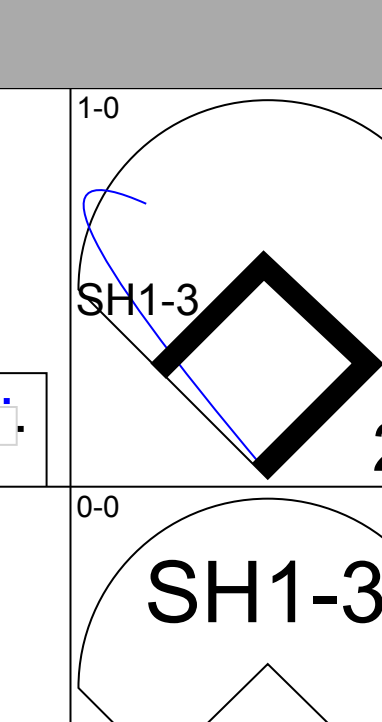
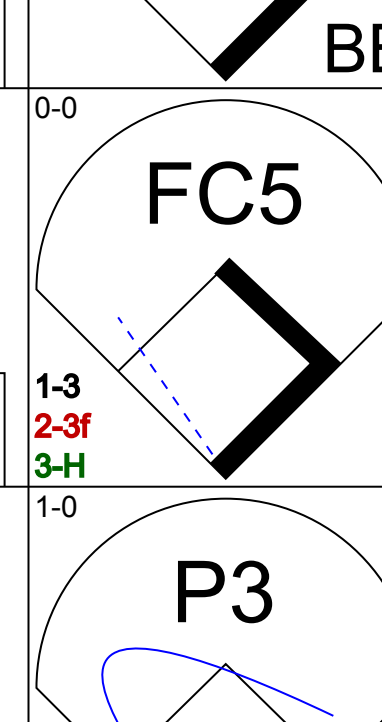
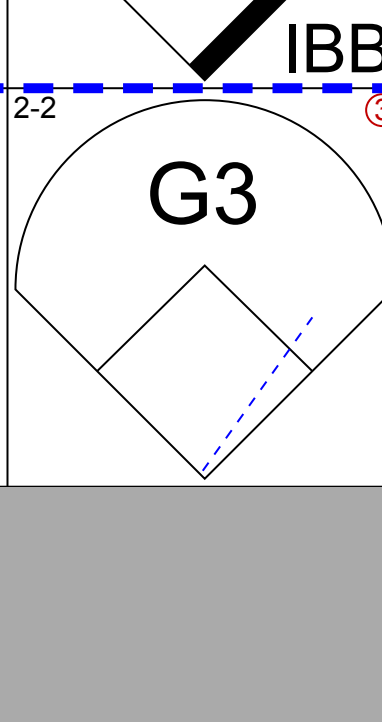
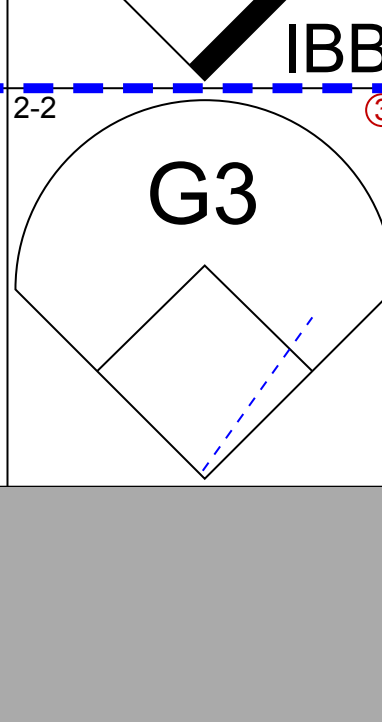
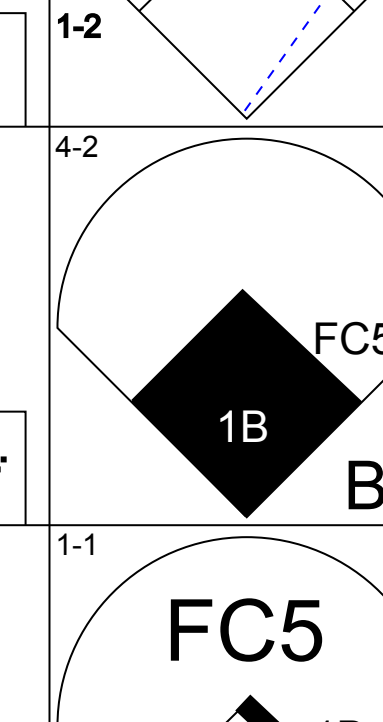
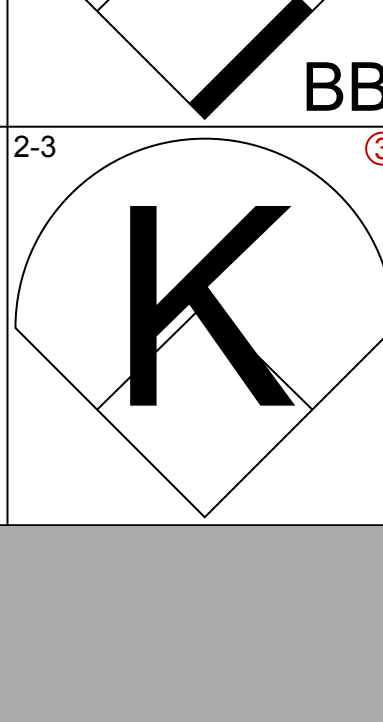
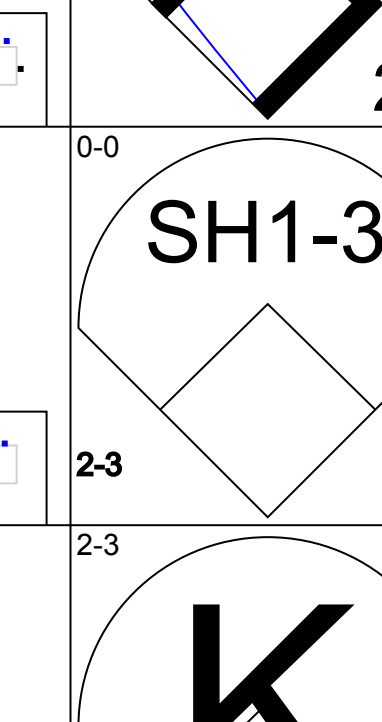
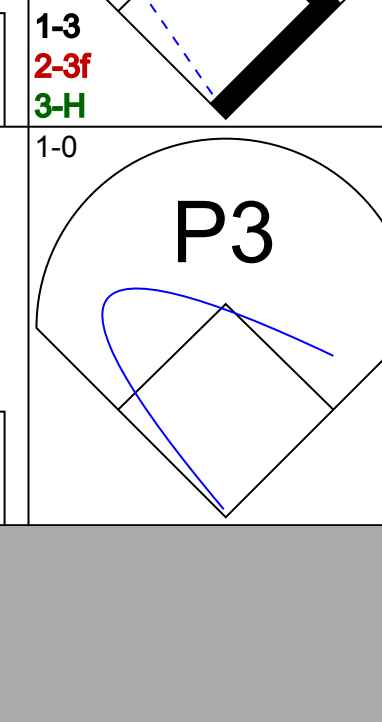
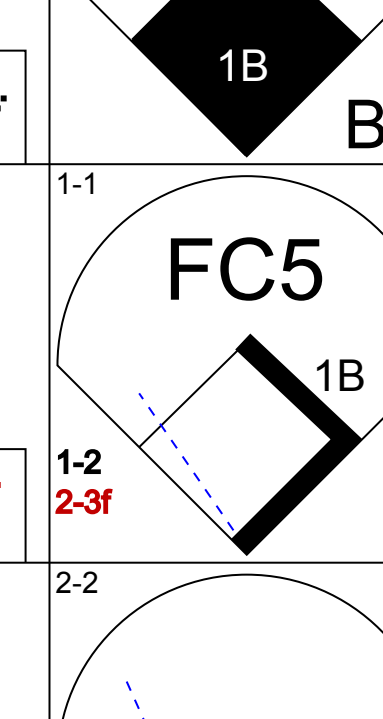
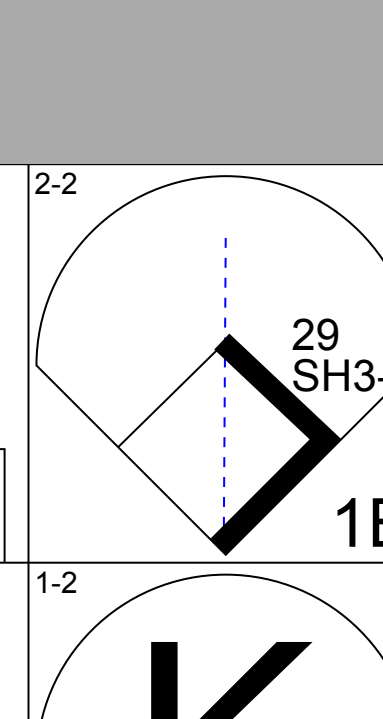
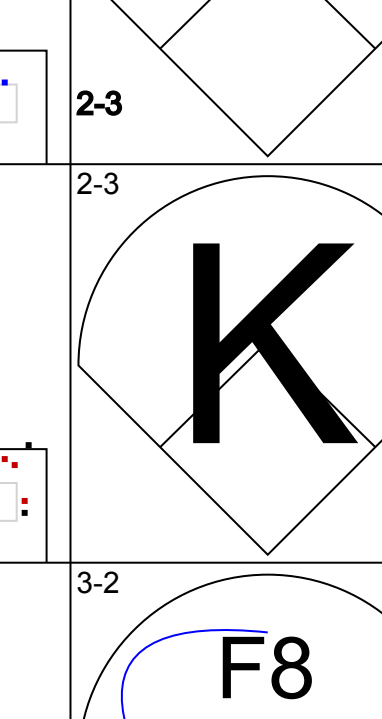
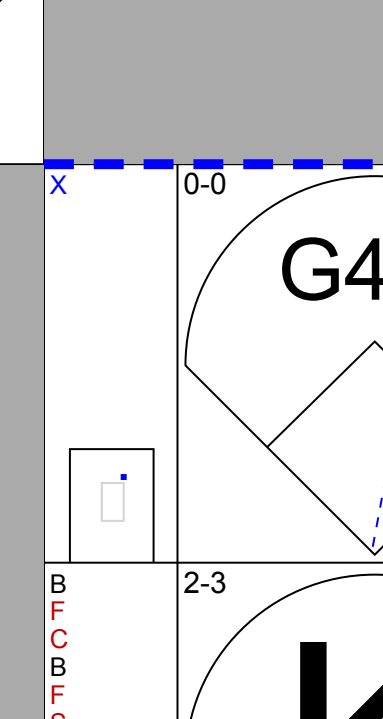
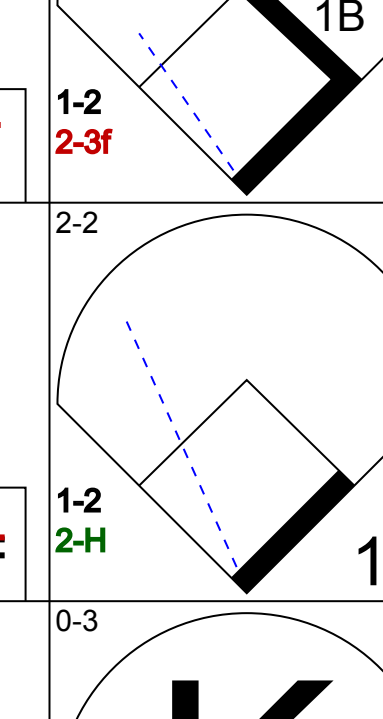

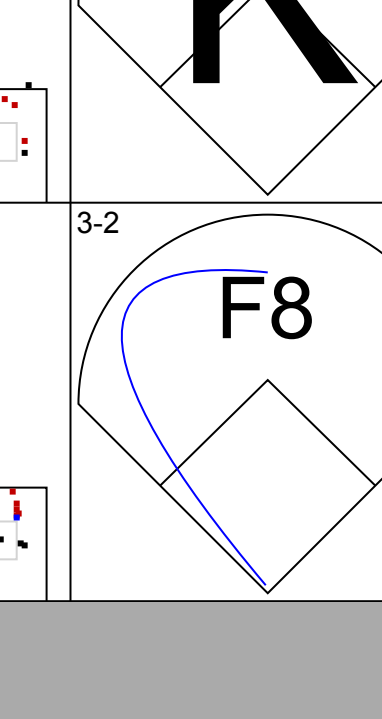
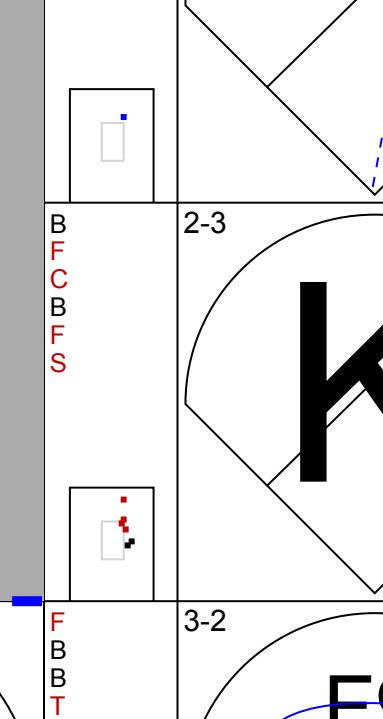
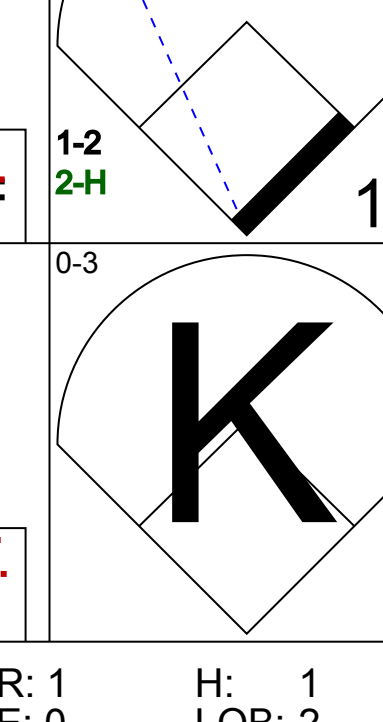

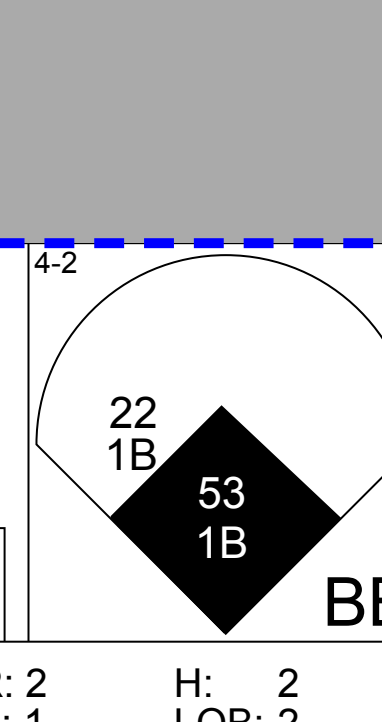
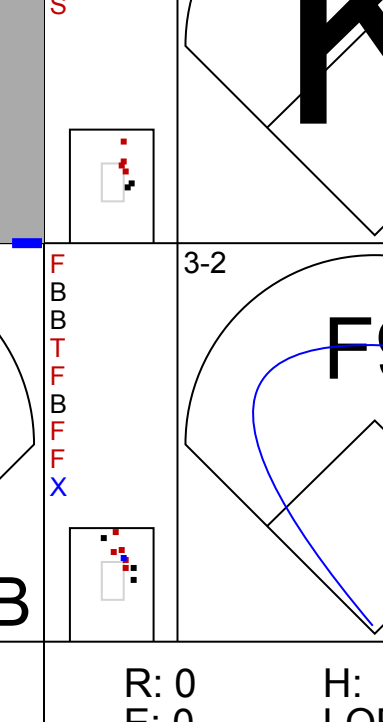


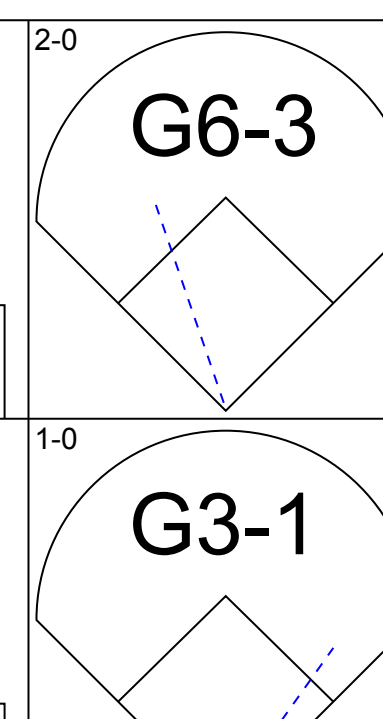
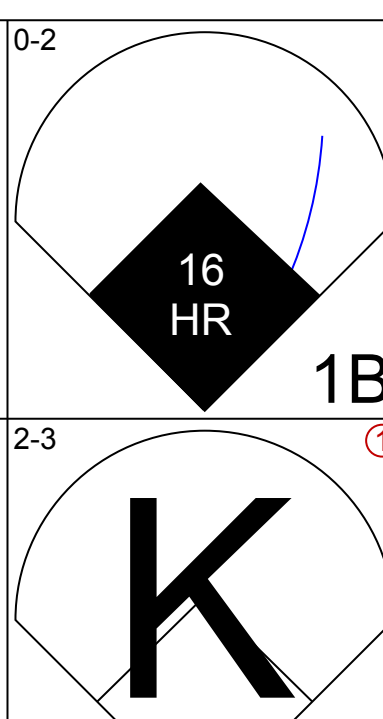
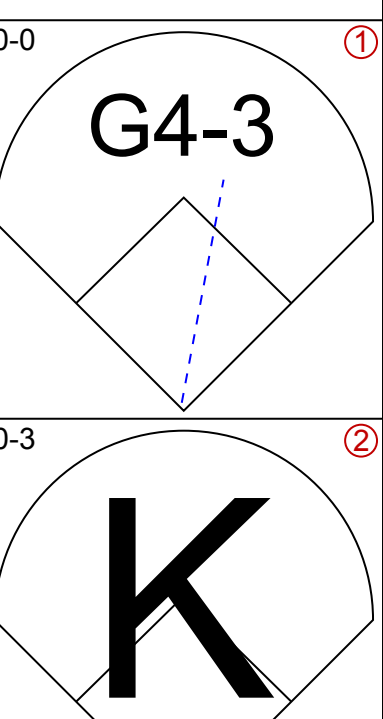
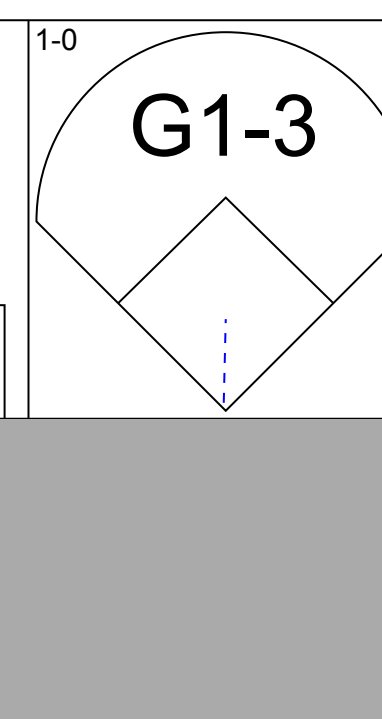
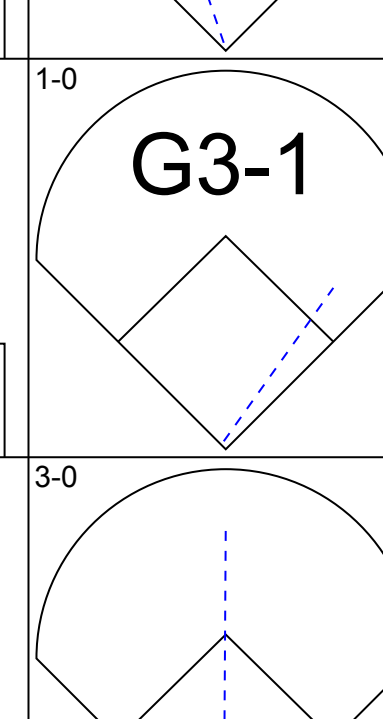
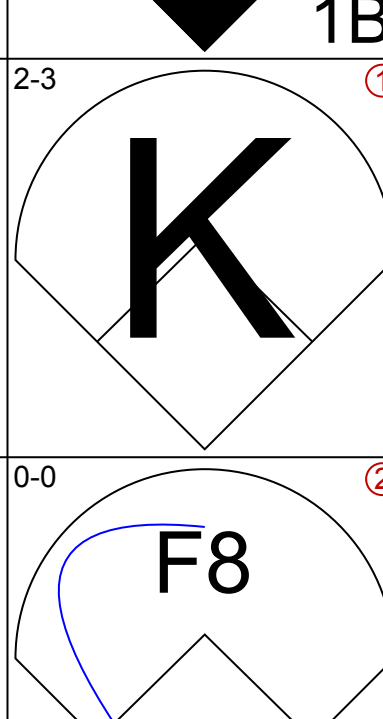
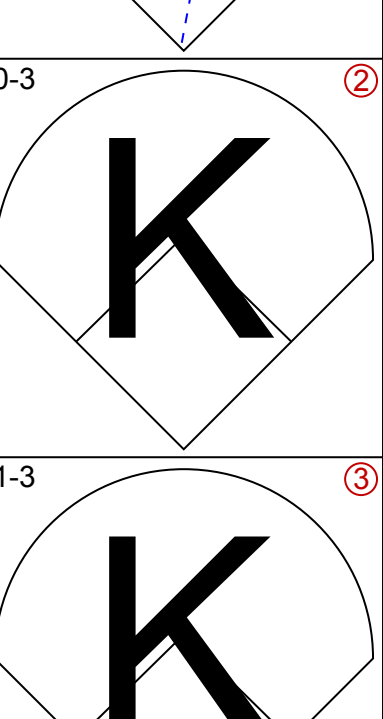
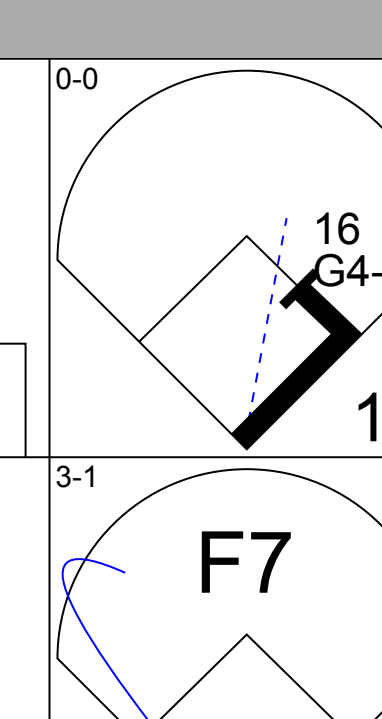
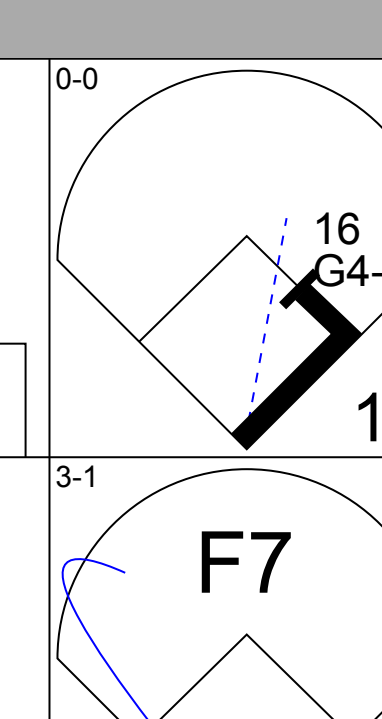
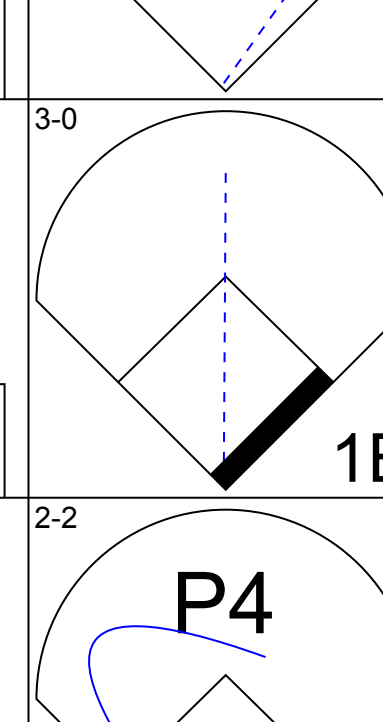
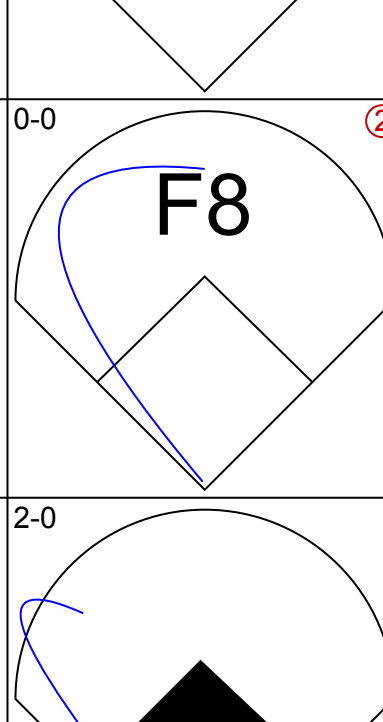

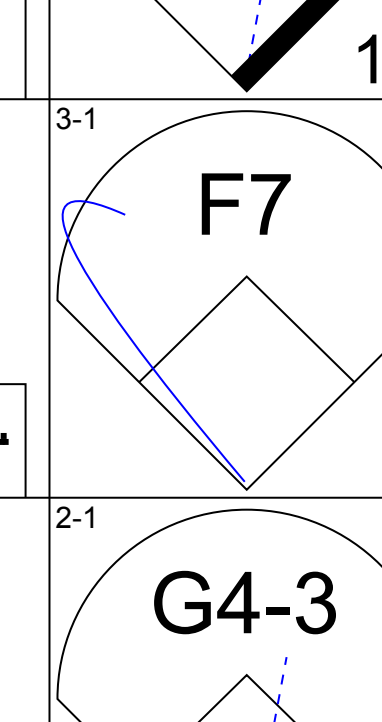
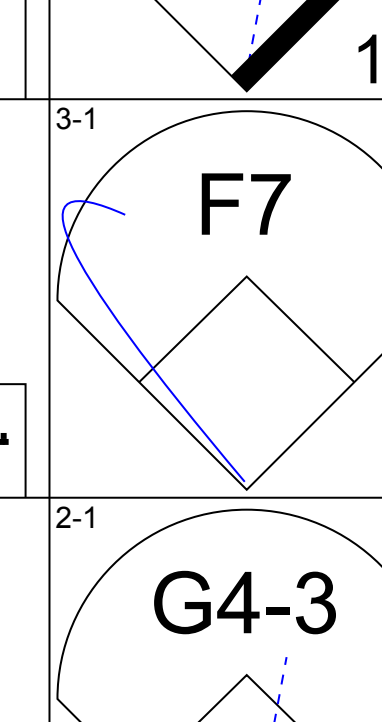
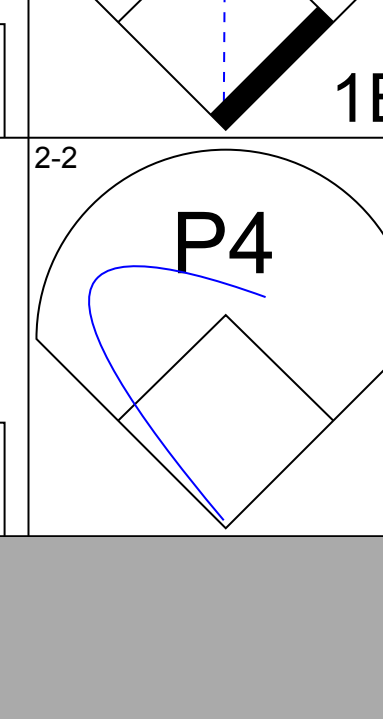
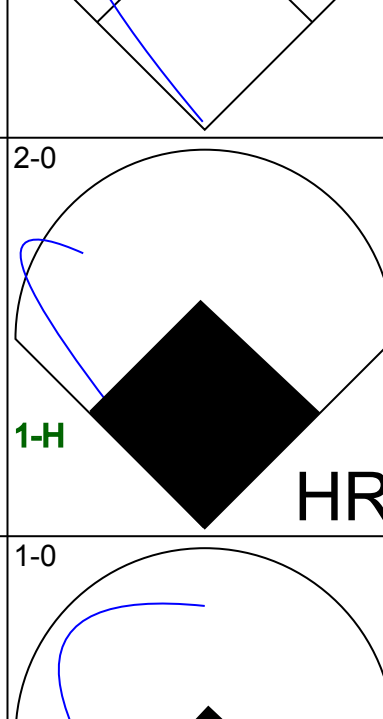
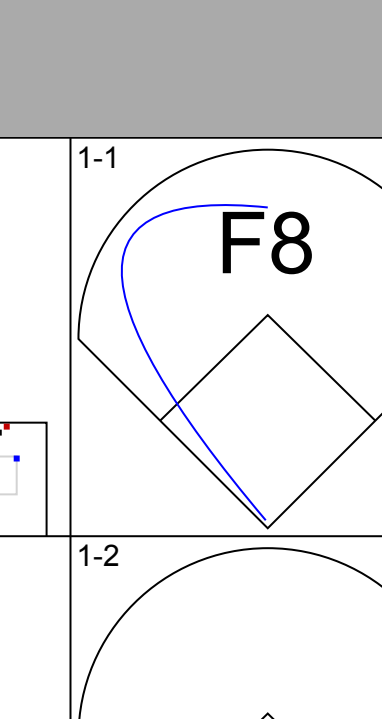
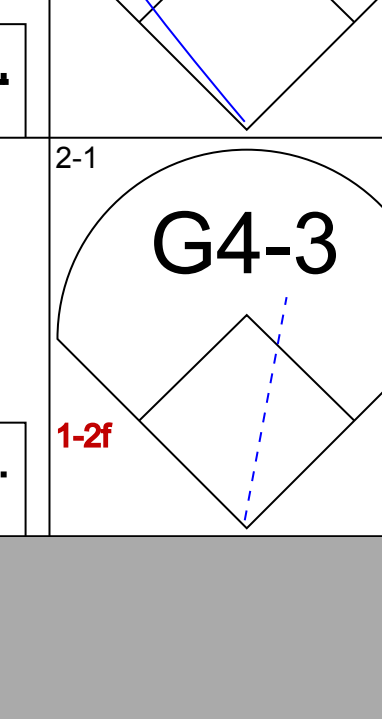
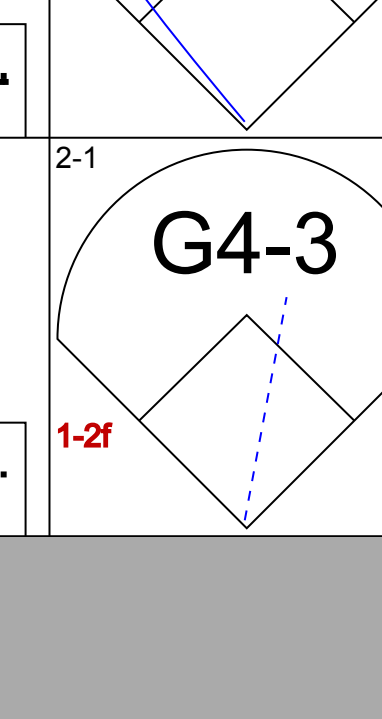
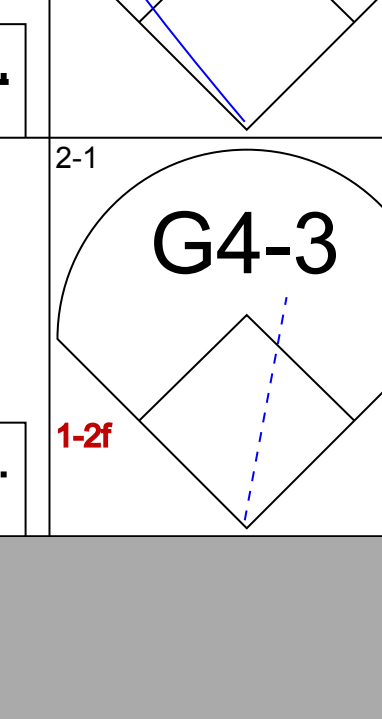
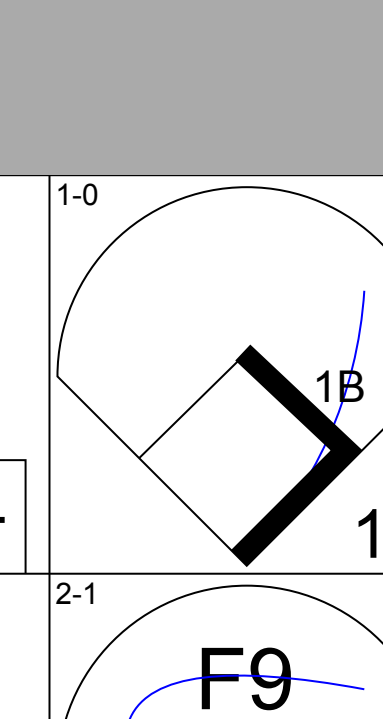
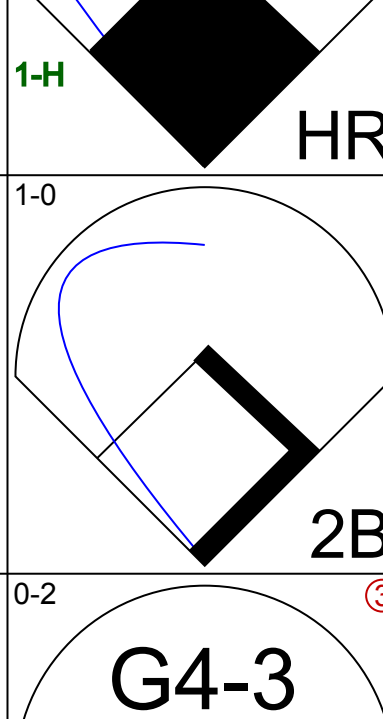
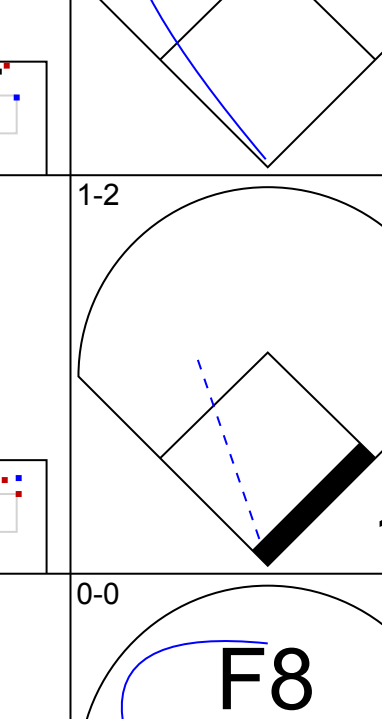
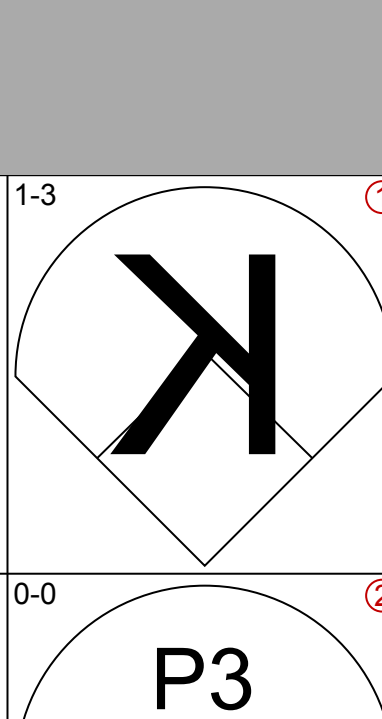
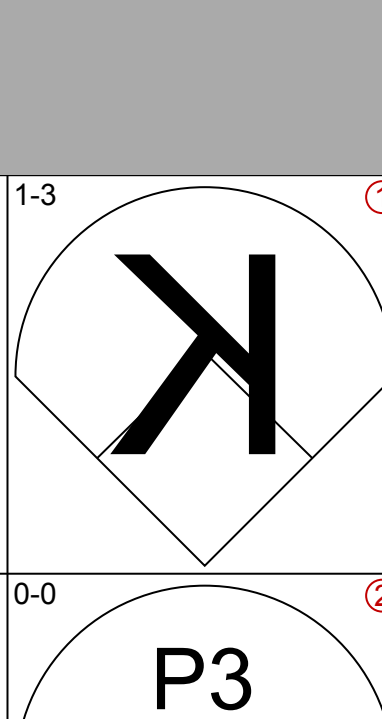
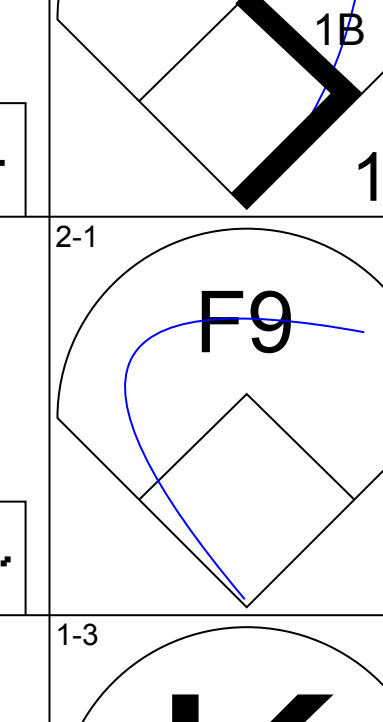
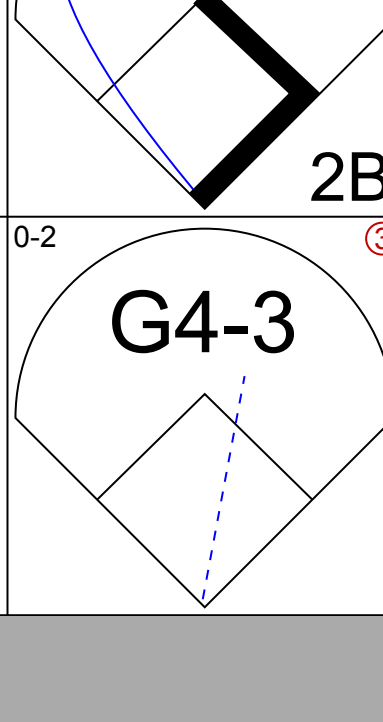
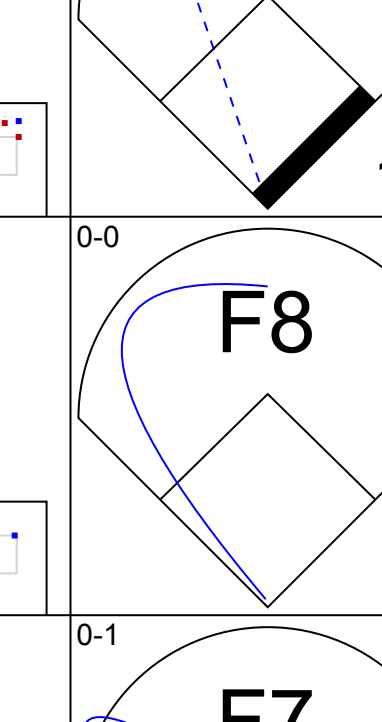

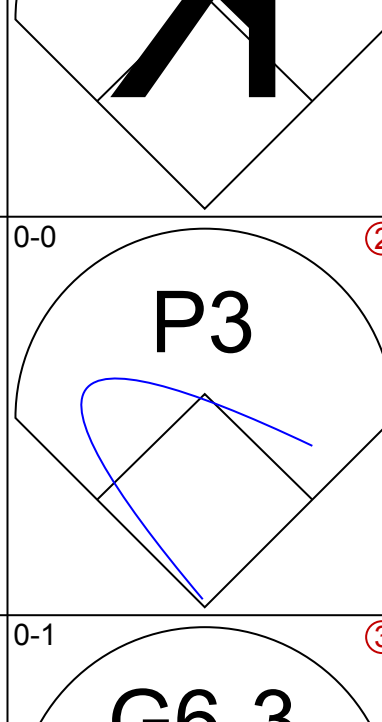
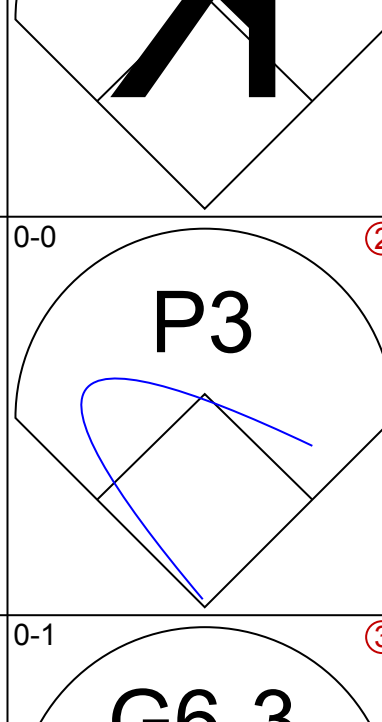
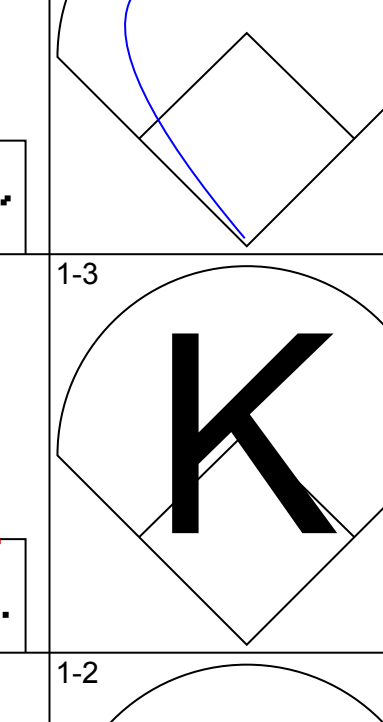
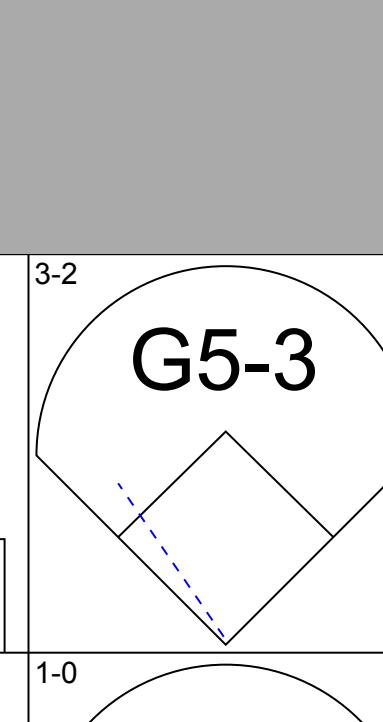
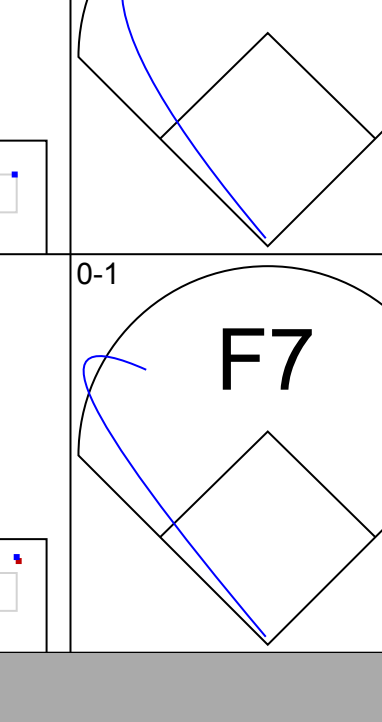
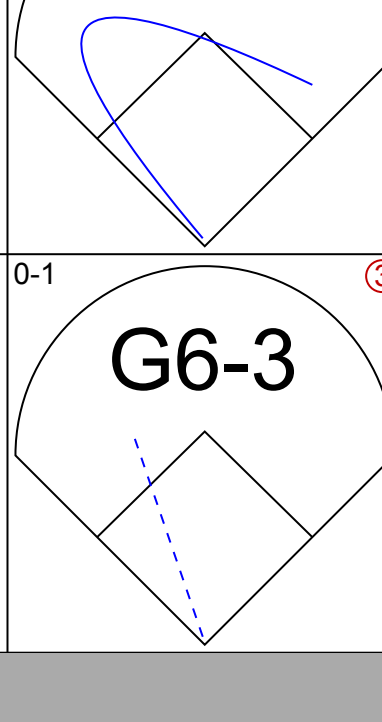
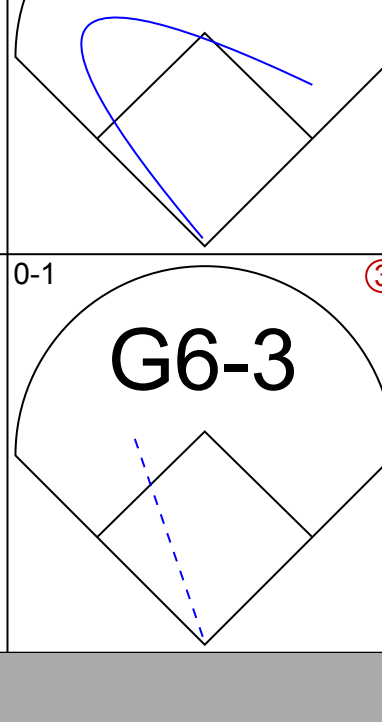
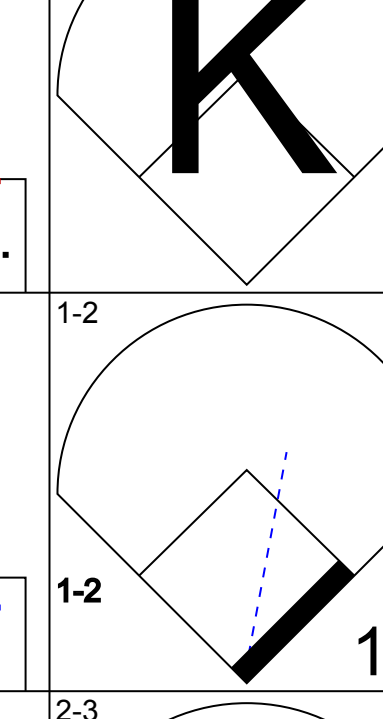
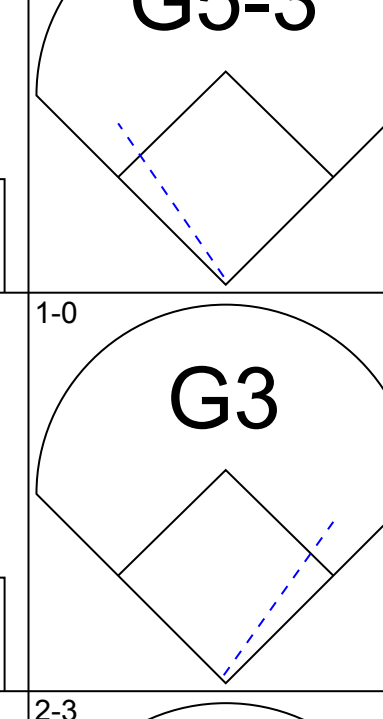
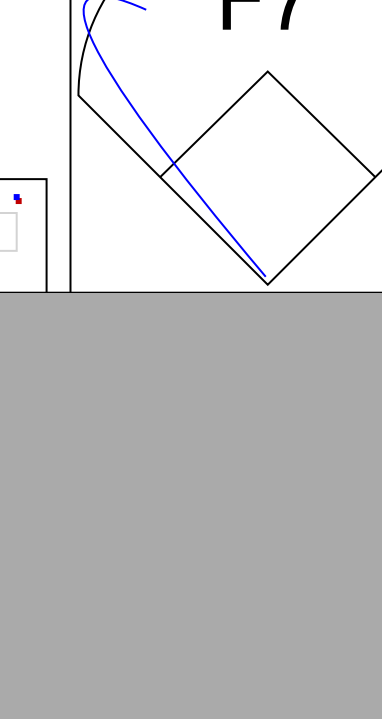
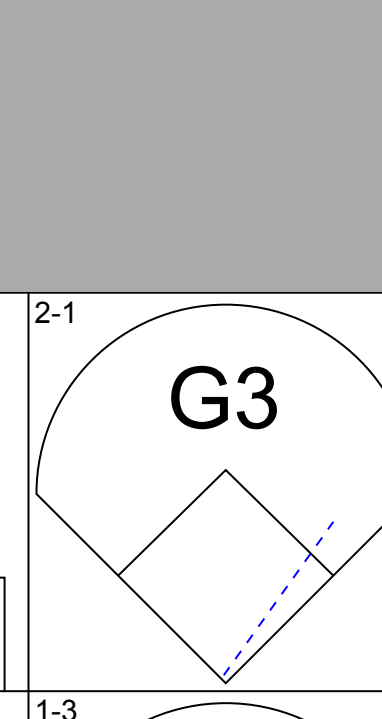
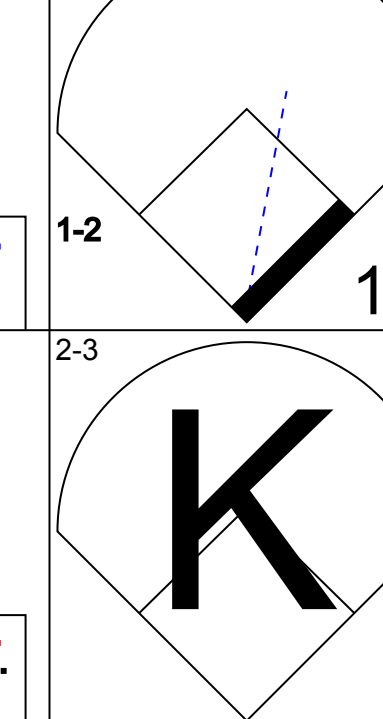


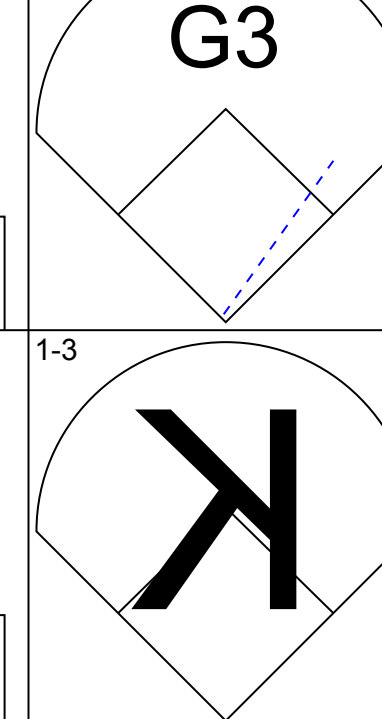
Batter	1	2	3	4	5	6	7	8	9	AB	R	H	RBI	BB	SO	LOB	BOTTOM								
Matt Lawton, L (1, 7) OBP: 0.371, SLG: 0.421	G3-1		BB				F7	G3		5	0	2	0	0	0	2									
46 Ryan Dempster, R (9, 1) OBP: 0.077, SLG: 0.077			1B							0	0	0	0	0	0	0									
Todd Walker, L (1, 4) OBP: 0.346, SLG: 0.456	L9		25 BB		G4-6-3			25 2B		3	1	1	0	1	0	2									
25 Derrek Lee, R (1, 3) OBP: 0.428, SLG: 0.689	K		G6-4-3					16 1B		4	1	2	1	0	1	2									
16 Aramis Ramirez, R (1, 5) OBP: 0.363, SLG: 0.570		F9			P6					3	0	1	1	1	0	0									
Jeremy Burnitz, L (1, 9) OBP: 0.320, SLG: 0.438		G3-1			G3-1					4	0	0	0	0	0	2									
Michael Barrett, R (1, 2) OBP: 0.352, SLG: 0.502			1B		2B					4	2	3	1	0	0	2									
Neifi Perez, S (1, 6) OBP: 0.293, SLG: 0.385					F8					3	0	2	1	1	0	1									
Corey Patterson, L (1, 8) OBP: 0.272, SLG: 0.377		G4-3								4	0	0	0	0	1	5									
38 Carlos Zambrano, S (1, 1) OBP: 0.258, SLG: 0.398										2	0	1	0	0	1	0									
44 Roberto Novoa, R (7, 1) ERA: 3.48										0	0	0	0	0	0	0									
Jose Macias, S (7, PH) OBP: 0.296, SLG: 0.330										1	0	0	0	0	0	0									
34 Kerry Wood, R (8, 1) ERA: 4.34										0	0	0	0	0	0	0									
Nomar Garciaparra, R (8, PH) OBP: 0.371, SLG: 0.525										0	0	0	0	0	0	0									
Todd Hollandsworth, L (9, 7) OBP: 0.302, SLG: 0.336										0	0	0	0	0	0	0									
Inning Stats	R: 0 E: 0 K: 1 S: 8	H: 0 LOB: 0 BB: 0 P: 12	R: 1 E: 0 K: 0 S: 13	H: 2 LOB: 1 BB: 0 P: 23	R: 0 E: 0 K: 1 S: 10	H: 1 LOB: 1 BB: 1 P: 16	R: 0 E: 0 K: 0 S: 7	H: 1 LOB: 0 BB: 0 P: 11	R: 0 E: 0 K: 0 S: 10	H: 2 LOB: 1 BB: 0 P: 17	R: 2 E: 0 K: 0 S: 10	H: 3 LOB: 1 BB: 0 P: 14	R: 1 E: 0 K: 1 S: 9	H: 2 LOB: 2 BB: 0 P: 11	1B: 7 2B: 4 3B: 0 HR: 1	SF: 0 SAC: 0 DP: 2 HBP: 1	WP: 0 PB: 0 SB: 1 CS: 0	PA: 37							
PITCHER	IP	WLS	BF	H	R	ER	SO	BB	IBB	HBP	BLK	WP	HR	S	P	ERA	WHIP								
Jason Marquis, R (1, 1) ERA: 4.22	0.2	L	4	2	1	1	1	0	0	0	0	0	1	7	8	13.50	3.000								
34 Randy Flores, L (8, 1) ERA: 3.86	0.0		1	0	0	0	0	0	0	1	0	0	0	1	2	∞	∞								
Julian Tavarez, R (8, 1) ERA: 2.61	0.1		1	0	0	0	0	0	0	0	1	0	0	1	1	0.00	0.000								
Ray King, L (8, 1) ERA: 3.23																									

St. Louis Cardinals @ Chicago Cubs
Wrigley Field, Chicago, IL
Fri Aug 12 2005, 1:20 PM CDT
Att: 39,717 - Sunny - 80 F

AB 33
R 4
H 12
RBI 4
BB 3
SO 3
LOB 16



Batter	1	2	3	4	5	6	7	8	9	AB	R	H	RBI	BB	SO	LOB	TOP					
22 David Eckstein, R OBP: 0.349, SLG: 0.368										4	2	1	0	1	2	1	St. Louis Cardinals @ Chicago Cubs Wrigley Field, Chicago, IL Sat Aug 13 2005, 12:20 PM CDT Att: 39,923 - Overcast - 73 F					
53 John Rodriguez, L OBP: 0.365, SLG: 0.477 So Taguchi, R OBP: 0.332, SLG: 0.447										4	0	1	1	0	2	1						
5 Albert Pujols, R OBP: 0.433, SLG: 0.634										5	1	1	2	0	1	3						
15 Jim Edmonds, L OBP: 0.396, SLG: 0.531										2	0	0	0	3	0	0						
Abraham Nunez, S OBP: 0.372, SLG: 0.416										4	0	1	1	1	0	5						
John Mabry, L OBP: 0.324, SLG: 0.429										2	1	0	0	1	1	3						
Mark Grudzielanek, R OBP: 0.339, SLG: 0.417										4	0	1	0	0	1	3						
Mike Mahoney, R OBP: 0.222, SLG: 0.172										4	0	1	1	0	2	2						
29 Chris Carpenter, R OBP: 0.083, SLG: 0.036										2	1	0	0	1	1	2						
Inning Stats	R: 0 E: 0 K: 2 S: 7	H: 0 LOB: 0 BB: 0 P: 7	R: 1 E: 0 K: 1 S: 12	H: 1 LOB: 2 BB: 2 P: 24	R: 2 E: 0 K: 1 S: 13	H: 1 LOB: 1 BB: 2 P: 28	R: 0 E: 0 K: 1 S: 15	H: 1 LOB: 1 BB: 0 P: 21	R: 0 E: 0 K: 1 S: 11	H: 0 LOB: 0 BB: 0 P: 16	R: 0 E: 0 K: 1 S: 12	H: 1 LOB: 1 BB: 0 P: 17	R: 2 E: 1 K: 1 S: 11	H: 2 LOB: 2 BB: 2 P: 24	R: 0 E: 0 K: 1 S: 11	H: 0 LOB: 0 BB: 0 P: 16		R: 0 E: 0 K: 1 S: 13	H: 1 LOB: 2 BB: 1 P: 22	1B: 5 2B: 1 3B: 0 HR: 1	SF: 0 SAC: 2 DP: 0 HBP: 0	WP: 0 PB: 0 SB: 1 CS: 0
PITCHER	IP	WLS	BF	H	R	ER	SO	BB	IBB	HBP	BLK	WP	HR	S	P	ERA	WHIP					
Jerome Williams, R ERA: 5.13	6.0	L	26	4	3	3	7	4	0	0	0	0	1	70	113	4.50	1.333					
Scott Williamson, R ERA: 9.82	0.1		4	2	2	2	1	1	0	0	0	0	0	8	16	54.00	9.000					
13 Will Ohman, L ERA: 2.67	0.2		3	0	0	0	0	1	0	0	0	0	0	3	8	0.00	1.500					
43 Michael Wuerzt, R ERA: 4.47	1.2		7	1	0	0	2	0	1	0	0	0	0	21	33	0.00	0.600					
49 John Koronka, L ERA: 7.47	0.1		1	0	0	0	0	0	0	0	0	0	0	3	5	0.00	0.000					

Batter	1	2	3	4	5	6	7	8	9	AB	R	H	RBI	BB	SO	LOB	BOTTOM					
Matt Lawton, L OBP: 0.370, SLG: 0.420										4	1	1	0	0	0	0	St. Louis Cardinals @ Chicago Cubs Wrigley Field, Chicago, IL Sat Aug 13 2005, 12:20 PM CDT Att: 39,923 - Overcast - 73 F					
Todd Walker, L OBP: 0.345, SLG: 0.453										4	0	1	0	0	2	1						
25 Derrek Lee, R OBP: 0.426, SLG: 0.685										4	0	1	0	0	1	2						
16 Aramis Ramirez, R OBP: 0.362, SLG: 0.574										4	1	1	2	0	0	2						
Jerome Burnitz, L OBP: 0.324, SLG: 0.443										4	0	3	0	0	1	0						
Nomar Garciaparra, R OBP: 0.264, SLG: 0.263										4	0	0	0	0	0	3						
Michael Barrett, R OBP: 0.348, SLG: 0.495										4	0	0	0	0	1	2						
Corey Patterson, L OBP: 0.272, SLG: 0.377										3	0	1	0	0	0	0						
Jerome Williams, R ERA: 5.13 Scott Williamson, R ERA: 9.82 13 Will Ohman, L ERA: 2.67 Todd Hollandsworth, L ERA: 7.47 43 Michael Wuerzt, R ERA: 4.47 49 John Koronka, L ERA: 7.47										2	0	0	0	0	2	2						
Inning Stats	R: 0 E: 0 K: 0 S: 6	H: 1 LOB: 1 BB: 0 P: 14	R: 0 E: 0 K: 2 S: 13	H: 2 LOB: 2 BB: 0 P: 20	R: 2 E: 0 K: 1 S: 12	H: 3 LOB: 1 BB: 0 P: 17	R: 0 E: 0 K: 1 S: 7	H: 0 LOB: 0 BB: 0 P: 13	R: 0 E: 0 K: 2 S: 7	H: 0 LOB: 0 BB: 0 P: 8	R: 0 E: 0 K: 0 S: 8	H: 1 LOB: 1 BB: 0 P: 10	R: 0 E: 0 K: 1 S: 6	H: 0 LOB: 0 BB: 0 P: 10	R: 0 E: 0 K: 0 S: 5	H: 1 LOB: 0 BB: 0 P: 10		R: 0 E: 0 K: 1 S: 6	H: 0 LOB: 0 BB: 0 P: 7	1B: 6 2B: 1 3B: 0 HR: 1	SF: 0 SAC: 0 DP: 1 HBP: 0	WP: 0 PB: 0 SB: 0 CS: 0
PITCHER	IP	WLS	BF	H	R	ER	SO	BB	IBB	HBP	BLK	WP	HR	S	P	ERA	WHIP					
29 Chris Carpenter, R ERA: 2.25	9.0	W	34	8	2	2	8	0	0	0	0	0	1	70	109	2.00	0.889					

AB	32
R	5
H	7
RBI	5
BB	7
SO	10
LOB	20



AB	34
R	2
H	8
RBI	2
BB	0
SO	8
LOB	12



Batter	1	2	3	4	5	6	7	8	9	AB	R	H	RBI	BB	SO	LOB	TOP				
22 David Eckstein, R (1, 6) OBP: 0.391, SLG: 0.369	F8		G4-6-3 1B		BB		K		G3 1B	4	0	2	0	1	1	0	St. Louis Cardinals @ Chicago Cubs Wrigley Field, Chicago, IL Sun Aug 14 2005, 7:05 PM CDT Att: 39,311 - Clear - 73 F				
53 John Rodriguez, L (1, 7) OBP: 0.347, SLG: 0.451	K		F8		L4		G3-1		G3	5	0	0	1	0	1	3					
5 Albert Pujols, R (1, 3) OBP: 0.431, SLG: 0.628	15 1B		G4-6-3 1-2				F9		L8	4	0	0	0	1	0	2					
15 Jim Edmonds, L (1, 8) OBP: 0.399, SLG: 0.533	1-2 1B				4-1 CS BB		1B BB 1B		K	3	1	2	0	1	1	0					
Abraham Nunez, S (1, 5)	L4				1-3 BB		1B BB 1B			2	1	0	0	2	1	3					
Mark Guduzielanek, R (1, 4) OBP: 0.339, SLG: 0.416			K		0-1 1B		FC5 1B		K	4	0	2	0	0	2	1					
So Taguchi, R (1, 9) OBP: 0.331, SLG: 0.444			P6		0-3 K		FC5 1B		K	4	0	1	1	0	2	2					
Mike Mahoney, R (1, 2) OBP: 0.227, SLG: 0.230			HR		3-2 F9		FC5		E6 22 1B 53 G3	3	1	1	2	0	0	2					
55 Skip Schumaker, L (9, PH) OBP: 0.143, SLG: 0.143					3-2 F9		FC5		K	1	1	0	0	0	0	0					
Matt Morris, R (1, 1) OBP: 0.131, SLG: 0.099			K		3-3 K		K		K	3	0	0	0	0	3	2					
34 Randy Flores, L (6, 1) Al Reyes, R (7, 1) Ray King, L (7, 1) Cal Eldred, R (8, 1) John Mabry, L (9, PH) OBP: 0.222, SLG: 0.428										0	0	0	0	0	0	0					
Inning Stats	R: 0 E: 0 K: 1 S: 13	H: 1 LOB: 2 BB: 1 P: 25	R: 1 E: 0 K: 2 S: 12	H: 1 LOB: 0 BB: 0 P: 18	R: 0 E: 0 K: 0 S: 7	H: 1 LOB: 1 BB: 1 P: 11	R: 0 E: 0 K: 2 S: 10	H: 1 LOB: 1 BB: 1 P: 15	R: 0 E: 0 K: 1 S: 14	H: 0 LOB: 2 BB: 1 P: 24	R: 2 E: 0 K: 1 S: 17	H: 3 LOB: 2 BB: 1 P: 30	R: 0 E: 0 K: 3 S: 11	H: 0 LOB: 1 BB: 1 P: 19	R: 1 E: 1 K: 1 S: 12	H: 1 LOB: 1 BB: 0 P: 19	1B: 7 2B: 0 3B: 0 HR: 1	SF: 0 SAC: 0 DP: 1 HBP: 0	WP: 0 PB: 0 SB: 0 CS: 1	PA: 39	
PITCHER	IP WLS BF H R ER SO BB IBB HBP BLK WP HR S P ERA WHIP	6.0 W 27 7 3 3 7 4 0 0 0 0 1 73 123 4.50 1.833	2.0 H 7 0 0 0 4 1 0 0 0 0 0 18 28 0.00 0.500	1.0 S 5 1 1 0 1 0 0 0 0 0 0 12 19 0.00 1.000																	

AB	34
R	4
H	8
RBI	4
BB	5
SO	12
LOB	16



Batter	1	2	3	4	5	6	7	8	9	AB	R	H	RBI	BB	SO	LOB	BOTTOM			
Matt Lawton, L (1, 7) OBP: 0.370, SLG: 0.427	1B		F8		HR		G4-6-3		L8	5	1	2	1	0	0	4	St. Louis Cardinals @ Chicago Cubs Wrigley Field, Chicago, IL Sun Aug 14 2005, 7:05 PM CDT Att: 39,311 - Clear - 73 F			
46 Ryan Dempster, R (9, 1) OBP: 0.077, SLG: 0.077	1B									0	0	0	0	0	0	0				
Todd Walker, L (1, 4) OBP: 0.350, SLG: 0.457	1B		F9		HR		16 G5-4-3 1B		16 WP 1B	4	0	3	0	0	0	0				
25 Derrek Lee, R (1, 3) OBP: 0.423, SLG: 0.679	K		F9		F9		F9		F9	4	0	0	0	0	1	4				
16 Aramis Ramirez, R (1, 5) OBP: 0.361, SLG: 0.571	F8		F9		G5-4-3		F7		F7	4	0	1	0	0	0	4				
Jeromy Burnitz, L (1, 9) OBP: 0.323, SLG: 0.441	F9		G1-3		FC4-6 1B 1B		F7		F7	4	1	1	0	0	0	4				
Nomar Garciaparra, R (1, 6) OBP: 0.288, SLG: 0.289	HR		2B		P3		FC4-6 1B		1B WP 1B	4	1	3	0	0	0	0				
Corey Patterson, L (1, 8) OBP: 0.272, SLG: 0.384	HR		HR		G3		FC4-6 1B 24 S		B2	4	2	1	2	0	0	3				
24 Henry Blanco, R (1, 2) OBP: 0.281, SLG: 0.393	F9		F9		22 FC5-4 1B		1B		F8	3	0	1	0	1	0	1				
22 Mark Prior, R (1, 1) OBP: 0.257, SLG: 0.242			K		FC5-4		1B			2	0	0	0	0	1	1				
Jose Macias, S (6, PH) OBP: 0.311, SLG: 0.359										1	0	1	2	0	0	0				
34 Kerry Wood, R (7, 1) OBP: 0.158, SLG: 0.222										0	0	0	0	0	0	0				
Todd Hollandsworth, L (8, PH) OBP: 0.303, SLG: 0.391										1	0	1	0	0	0	0				
Inning Stats	R: 0 E: 0 K: 1 S: 13	H: 2 LOB: 2 BB: 0 P: 20	R: 2 E: 0 K: 1 S: 12	H: 2 LOB: 0 BB: 0 P: 20	R: 0 E: 0 K: 0 S: 8	H: 1 LOB: 1 BB: 0 P: 14	R: 0 E: 0 K: 0 S: 7	H: 1 LOB: 1 BB: 0 P: 10	R: 1 E: 0 K: 0 S: 10	H: 2 LOB: 0 BB: 0 P: 13	R: 2 E: 0 K: 0 S: 14	H: 3 LOB: 1 BB: 1 P: 23	R: 0 E: 0 K: 0 S: 12	H: 1 LOB: 1 BB: 0 P: 18	R: 0 E: 0 K: 0 S: 12	H: 2 LOB: 2 BB: 0 P: 21	1B: 11 2B: 1 3B: 0 HR: 2	SF: 0 SAC: 0 DP: 2 HBP: 0	WP: 2 PB: 0 SB: 1 CS: 0	PA: 37
PITCHER	IP WLS BF H R ER SO BB IBB HBP BLK WP HR S P ERA WHIP	5.1 L 27 11 5 5 2 1 0 0 0 0 0 3 5 0.00 0.000	0.2 1 0 0 0 0 0 0 0 0 0 1 0 9 14 0.00 1.500	0.2 3 1 0 0 0 0 0 0 0 0 1 0 7 11 0.00 1.500	0.2 3 1 0 0 0 0 0 0 0 0 0 0 8 14 0.00 1.500															



Batter	1	2	3	4	5	6	7	8	9	AB	R	H	RBI	BB	SO	LOB	TOP								
19 Matt Murton, R OBP: 0.419, SLG: 0.472	1-2 G1-3	1-0 HR		2-0 1B			2-0 F9		1-1 P6	5	1	2	1	0	0	3									
Todd Walker, L OBP: 0.349, SLG: 0.465 Scott Williamson, R OBP: 0.337, SLG: 0.393 13 Will Ohman, L	3-2 HR	1-1 F8		1-1 G6-3			2-2 G4-6-3			4	1	1	1	0	0	2									
25 Derrek Lee, R OBP: 0.426, SLG: 0.680 Neftali Perez, S OBP: 0.292, SLG: 0.384	4-2 1B		1-2 16 G5-4-3		4-0 16 BB			1-2 G5-3		1	1	1	0	2	0	0									
16 Aramis Ramirez, R OBP: 0.359, SLG: 0.567 Todd Hollandsworth, L OBP: 0.302, SLG: 0.389	1-2 F8		0-0 G5-4-3		1-1 G1-4-6-3			2-2 G6-3		3	0	0	0	0	0	3									
Nomar Garciaparra, R OBP: 0.295, SLG: 0.291	3-1 1B		4-1 FC6-4		0-1 G6-3			2-1 F8		3	0	1	0	1	0	0									
Michael Barrett, R OBP: 0.347, SLG: 0.492	0-0 1B		0-0 FC6-4			1-1 G4-3			3-3 K	4	0	1	1	0	1	1									
Jeremy Burnitz, L OBP: 0.320, SLG: 0.437	3-H 1B		0-3 K			0-0 G4-3			1-1 E3	4	0	0	0	0	1	2									
Corey Patterson, L OBP: 0.275, SLG: 0.389		0-0 F7		3-2 E4		1-0 G4-3			4-2 G1-3	3	1	1	0	1	0	0									
Glendon Rusch, L OBP: 0.154, SLG: 0.190 Todd Wellemeyer, R OBP: 0.337, SLG: 0.393 43 Michael Wuertz, R OBP: 0.315, SLG: 0.358		0-1 G4-3		0-3 K					0-0 G1-3	2	0	0	0	0	1	0									
Inning Stats	R: 2 E: 0 K: 0 S: 18	H: 3 LOB: 2 BB: 1 P: 32	R: 1 E: 0 K: 0 S: 6	H: 1 LOB: 1 BB: 0 P: 8	R: 0 E: 0 K: 0 S: 6	H: 1 LOB: 1 BB: 1 P: 11	R: 1 E: 1 K: 2 S: 12	H: 2 LOB: 1 BB: 0 P: 18	R: 0 E: 0 K: 0 S: 4	H: 0 LOB: 0 BB: 1 P: 9	R: 0 E: 0 K: 0 S: 4	H: 0 LOB: 0 BB: 0 P: 6	R: 0 E: 0 K: 0 S: 13	H: 0 LOB: 0 BB: 1 P: 21	R: 0 E: 0 K: 0 S: 9	H: 0 LOB: 0 BB: 0 P: 14	R: 0 E: 1 K: 1 S: 13	H: 0 LOB: 2 BB: 1 P: 22	1B: 4 2B: 0 3B: 1 HR: 2	SF: 0 SAC: 0 DP: 3 HBP: 0	WP: 0 PB: 0 SB: 0 CS: 0	PA: 37			
PITCHER	IP	WLS	BF	H	R	ER	SO	BB	IBB	HBP	BLK	WP	HR	S	P	ERA	WHIP								
51 Wandy Rodriguez, L ERA: 6.09	7.0	W	29	7	4	4	2	4	0	0	0	0	2	63	105	5.14	1.571								
Russ Springer, R ERA: 5.75	1.0		3	0	0	0	0	0	0	0	0	0	0	9	14	0.00	0.000								
Chad Harville, R ERA: 4.63	1.0		5	0	0	0	1	1	0	0	0	0	0	13	22	0.00	1.000								

Chicago Cubs @ Houston Astros
Minute Maid Park, Houston, TX
Mon Aug 15 2005, 7:05 PM CDT
Att: 26,992 - Roof Closed - 72 F

AB	32
R	4
H	7
RBI	3
BB	5
SO	3
LOB	13



Batter	1	2	3	4	5	6	7	8	9	AB	R	H	RBI	BB	SO	LOB	BOTTOM								
Willy Taveras, R OBP: 0.337, SLG: 0.359	2-1 17 G4-6-3	0-2 1B		1-2 BB	0-0 17 BB	1-0 F7		0-2 E5		6	2	4	0	0	0	1									
Craig Biggio, R OBP: 0.342, SLG: 0.474 4 Eric Bruntlett, R OBP: 0.280, SLG: 0.419	0-1 17 G4-6-3	1-0 G1-3		4-2 BB	4-2 16 SF7	0-0 F7		2-3 K2-3		3	1	1	0	2	0	2									
17 Lance Berkman, S OBP: 0.403, SLG: 0.483 Mike Lamb, L OBP: 0.257, SLG: 0.386	3-2 G4-6-3		2-2 2 HR	1-1 F7	4-1 2 BB	3-2 F7				4	1	1	1	1	0	5									
Morgan Ensberg, R OBP: 0.400, SLG: 0.610 Russ Springer, R OBP: 0.337, SLG: 0.393 Chad Harville, R OBP: 0.315, SLG: 0.358	0-0 16 1B		3-2 2 HR	4-0 BB	1-2 2 BB	1-2 F7		1-0 HR		4	3	4	3	1	0	0									
16 Jason Lane, R OBP: 0.310, SLG: 0.494	0-1 28 1B		1-3 K	1-3 K	1-1 SF7	3-2 F7		0-0 F9		4	0	1	1	0	2	5									
28 Adam Everett, R OBP: 0.288, SLG: 0.374	0-1 1B		0-1 F3		3-H HR	0-2 F7		0-2 F7		5	1	2	2	0	1	4									
2 Chris Burke, R OBP: 0.299, SLG: 0.317	2-1 F8		3-2 HR		3-2 BB	1-3 K		1-3 K		3	2	1	3	2	1	2									
Humberto Quintero, R OBP: 0.196, SLG: 0.267		2-3 K	0-3 K		HR	2-2 G6-3		2-2 G1-3		5	1	1	2	0	2	3									
51 Wandy Rodriguez, S OBP: 0.226, SLG: 0.172 Jose Vizcaino, S OBP: 0.288, SLG: 0.307		0-3 K		2-2 P4	4-0 BB	0-2 1B		1-3 K2-3		3	1	1	0	1	1	0									
Inning Stats	R: 2 E: 0 K: 0 S: 16	H: 5 LOB: 2 BB: 0 P: 23	R: 0 E: 0 K: 2 S: 11	H: 1 LOB: 1 BB: 0 P: 14	R: 3 E: 0 K: 2 S: 21	H: 3 LOB: 0 BB: 0 P: 30	R: 0 E: 0 K: 1 S: 17	H: 1 LOB: 3 BB: 2 P: 29	R: 6 E: 0 K: 1 S: 20	H: 4 LOB: 3 BB: 5 P: 43	R: 0 E: 0 K: 0 S: 9	H: 1 LOB: 1 BB: 0 P: 13	R: 1 E: 0 K: 1 S: 8	H: 1 LOB: 0 BB: 0 P: 10	R: 0 E: 1 K: 2 S: 14	H: 0 LOB: 1 BB: 0 P: 19	1B: 12 2B: 0 3B: 0 HR: 4	SF: 1 SAC: 0 DP: 1 HBP: 0	WP: 0 PB: 0 SB: 0 CS: 0	PA: 47					
PITCHER	IP	WLS	BF	H	R	ER	SO	BB	IBB	HBP	BLK	WP	HR	S	P	ERA	WHIP								
Glendon Rusch, L ERA: 4.28	3.2	L	22	10	5	5	4	2	0	0	0	0	1	62	92	12.27	3.273								
Todd Wellemeyer, R ERA: 6.84	0.1		7	3	6	6	1	3	0	0	0	0	2	11	24	162.00	18.000								
43 Michael Wuertz, R ERA: 4.31	2.0		10	2	0	0	1	2	0	0	0	0	0	21	36	0.00	2.000								
Scott Williamson, R ERA: 9.64	1.0		4	1	1	1	1	0	0	0	0	0	1	8	10	9.00	1.000								
13 Will Ohman, L ERA: 2.59	1.0		4	0	0	0	2	0	0	0	0	0	0	14	19	0.00	0.000								

Chicago Cubs @ Houston Astros
Minute Maid Park, Houston, TX
Mon Aug 15 2005, 7:05 PM CDT
Att: 26,992 - Roof Closed - 72 F

AB	39
R	12
H	16
RBI	12
BB	7
SO	9
LOB	23



Batter	1	2	3	4	5	6	7	8	9	AB	R	H	RBI	BB	SO	LOB	TOP							
Matt Lawton, L (1,9) OBP: 0.367, SLG: 0.422	L7	G4-3			K		K		K	5	0	0	0	0	3	3								
Neft Perez, S (1,4) OBP: 0.291, SLG: 0.382	G5-3		F9		K		25 BB 1B		L5	5	0	1	0	0	1	0								
25 Derrek Lee, R (1,3) OBP: 0.426, SLG: 0.676	F9		16 S 2B		G5-3		1-2 BB		P3	4	1	1	0	1	0	0								
16 Aramis Ramirez, R (1,5) OBP: 0.362, SLG: 0.580		1B 2B				3-2 HR			F9	4	2	3	2	0	0	2								
Nomar Garciaparra, R (1,6) OBP: 0.303, SLG: 0.292		1B 24 BB 2B	G6-3		G5-3				E FC4 1B BB	3	1	1	0	1	0	1								
19 Matt Murton, R (1,7) OBP: 0.415, SLG: 0.464		1-3 1B				1-1 24 FC6-4 1B			FC4 1B	3	0	1	0	0	2	3								
Jeromy Burnitz, L (8,9) OBP: 0.320, SLG: 0.436		1-3 K							1-3 K	1	0	0	0	0	0	1								
Corey Patterson, L (1,8) OBP: 0.274, SLG: 0.388		2-3 K			G6-3				L4-6 24 S 1B	4	0	1	1	0	2	3	AB 36							
24 Henry Blanco, R (1,2) OBP: 0.280, SLG: 0.382		4-1 1B BB			G6-3				3-3 K	3	0	0	0	1	1	3	R 4							
Greg Maddux, R (1,1) OBP: 0.226, SLG: 0.283		1-2 1B			F8				L4-6 K	3	0	1	1	0	1	0	H 9							
Jose Macias, S (8,PH) OBP: 0.312, SLG: 0.353		1-2 2-3 3-H 1B							2-2 K	1	0	0	0	0	0	2	RBI 4							
34 Kerry Wood, R (8,1) OBP: 0.158, SLG: 0.222									1-2 K	0	0	0	0	0	0	0	BB 3							
46 Ryan Dempster, R (9,1) OBP: 0.077, SLG: 0.077									2-2 L4-6	0	0	0	0	0	0	0	SO 10							
										0	0	0	0	0	0	0	LOB 18							
Inning Stats	R: 0 E: 0 K: 0 S: 7	H: 0 LOB: 0 BB: 0 P: 9	R: 1 E: 0 K: 2 S: 14	H: 3 LOB: 3 BB: 1 P: 22	R: 1 E: 0 K: 1 S: 13	H: 2 LOB: 1 BB: 0 P: 22	R: 0 E: 0 K: 0 S: 6	H: 0 LOB: 0 BB: 0 P: 10	R: 0 E: 0 K: 2 S: 7	H: 0 LOB: 0 BB: 0 P: 12	R: 1 E: 0 K: 1 S: 10	H: 2 LOB: 1 BB: 0 P: 15	R: 0 E: 0 K: 2 S: 12	H: 1 LOB: 2 BB: 1 P: 17	R: 1 E: 1 K: 1 S: 10	H: 1 LOB: 1 BB: 1 P: 18	R: 0 E: 0 K: 1 S: 10	H: 0 LOB: 0 BB: 0 P: 14	1B: 6 2B: 3 3B: 0 HR: 1	SF: 0 SAC: 0 DP: 1 HBP: 0	WP: 0 PB: 0 SB: 2 CS: 0	PA: 39		
PITCHER	IP WLS BF H R ER SO BB IBB HBP BLK WP HR S P ERA WHIP	IP WLS BF H R ER SO BB IBB HBP BLK WP HR S P ERA WHIP	IP WLS BF H R ER SO BB IBB HBP BLK WP HR S P ERA WHIP	IP WLS BF H R ER SO BB IBB HBP BLK WP HR S P ERA WHIP	IP WLS BF H R ER SO BB IBB HBP BLK WP HR S P ERA WHIP	IP WLS BF H R ER SO BB IBB HBP BLK WP HR S P ERA WHIP	IP WLS BF H R ER SO BB IBB HBP BLK WP HR S P ERA WHIP	IP WLS BF H R ER SO BB IBB HBP BLK WP HR S P ERA WHIP	IP WLS BF H R ER SO BB IBB HBP BLK WP HR S P ERA WHIP	IP WLS BF H R ER SO BB IBB HBP BLK WP HR S P ERA WHIP	IP WLS BF H R ER SO BB IBB HBP BLK WP HR S P ERA WHIP	IP WLS BF H R ER SO BB IBB HBP BLK WP HR S P ERA WHIP	IP WLS BF H R ER SO BB IBB HBP BLK WP HR S P ERA WHIP	IP WLS BF H R ER SO BB IBB HBP BLK WP HR S P ERA WHIP	IP WLS BF H R ER SO BB IBB HBP BLK WP HR S P ERA WHIP	IP WLS BF H R ER SO BB IBB HBP BLK WP HR S P ERA WHIP	IP WLS BF H R ER SO BB IBB HBP BLK WP HR S P ERA WHIP	IP WLS BF H R ER SO BB IBB HBP BLK WP HR S P ERA WHIP	IP WLS BF H R ER SO BB IBB HBP BLK WP HR S P ERA WHIP	IP WLS BF H R ER SO BB IBB HBP BLK WP HR S P ERA WHIP	IP WLS BF H R ER SO BB IBB HBP BLK WP HR S P ERA WHIP	IP WLS BF H R ER SO BB IBB HBP BLK WP HR S P ERA WHIP	IP WLS BF H R ER SO BB IBB HBP BLK WP HR S P ERA WHIP	IP WLS BF H R ER SO BB IBB HBP BLK WP HR S P ERA WHIP

Chicago Cubs @ Houston Astros
Minute Maid Park, Houston, TX
Tue Aug 16 2005, 7:05 PM CDT
Att: 31,963 - Roof Closed - 72 F

AB	36
R	4
H	9
RBI	4
BB	3
SO	10
LOB	18



Batter	1	2	3	4	5	6	7	8	9	AB	R	H	RBI	BB	SO	LOB	BOTTOM							
Willy Taveras, R (1,8) OBP: 0.338, SLG: 0.365	G6-3 3B		17 S 1B		G3			K		4	1	2	0	0	1	0								
Craig Biggio, R (1,4) OBP: 0.339, SLG: 0.470	G6-3		P4		G5-3				L8	4	0	0	1	0	0	1								
17 Lance Berkman, S (1,3) OBP: 0.407, SLG: 0.483	3-H BB		4-0 BB		1-2 BB				G5-4-3 1B	2	0	1	0	2	1	0								
Morgan Ensberg, R (1,5) OBP: 0.397, SLG: 0.604	P3		F8						G5-4-3	4	0	0	0	0	1	4								
16 Jason Lane, R (1,9) OBP: 0.308, SLG: 0.490	G5-3		L6						F8	3	0	0	0	0	0	1								
Orlando Palmeiro, L (1,7) OBP: 0.381, SLG: 0.503			G4-3		G3				G3	3	0	0	0	0	1	0								
28 Adam Everett, R (1,6) OBP: 0.288, SLG: 0.376			CS 2B		G5-3				G5-3	3	0	1	0	0	1	0								
Brad Ausmus, R (1,2) OBP: 0.331, SLG: 0.292			2-3 K		G5-3				L9	3	0	0	0	0	1	1								
Andy Pettitte, L (1,1) OBP: 0.116, SLG: 0.098			G1-3		G4-3				K	2	0	0	0	0	0	0								
Chad Qualls, R (8,1) OBP: 0.286, SLG: 0.305										1	0	0	0	0	1	0								
Russ Springer, R (9,1) ERA: 4.02										0	0	0	0	0	0	0								
Inning Stats	R: 1 E: 0 K: 0 S: 6	H: 1 LOB: 1 BB: 1 P: 10	R: 0 E: 0 K: 2 S: 9	H: 1 LOB: 0 BB: 0 P: 12	R: 0 E: 0 K: 1 S: 9	H: 1 LOB: 2 BB: 1 P: 13	R: 0 E: 0 K: 1 S: 6	H: 0 LOB: 0 BB: 0 P: 14	R: 0 E: 0 K: 2 S: 10	H: 0 LOB: 0 BB: 0 P: 11	R: 0 E: 0 K: 0 S: 4	H: 0 LOB: 0 BB: 0 P: 5	R: 0 E: 0 K: 2 S: 7	H: 0 LOB: 0 BB: 0 P: 9	R: 0 E: 0 K: 0 S: 4	H: 1 LOB: 0 BB: 0 P: 10	1B: 2 2B: 1 3B: 1 HR: 0	SF: 0 SAC: 0 DP: 1 HBP: 0	WP: 0 PB: 0 SB: 1 CS: 1	PA: 31				
PITCHER	IP WLS BF H R ER SO BB IBB HBP BLK WP HR S P ERA WHIP	IP WLS BF H R ER SO BB IBB HBP BLK WP HR S P ERA WHIP	IP WLS BF H R ER SO BB IBB HBP BLK WP HR S P ERA WHIP	IP WLS BF H R ER SO BB IBB HBP BLK WP HR S P ERA WHIP	IP WLS BF H R ER SO BB IBB HBP BLK WP HR S P ERA WHIP	IP WLS BF H R ER SO BB IBB HBP BLK WP HR S P ERA WHIP	IP WLS BF H R ER SO BB IBB HBP BLK WP HR S P ERA WHIP	IP WLS BF H R ER SO BB IBB HBP BLK WP HR S P ERA WHIP	IP WLS BF H R ER SO BB IBB HBP BLK WP HR S P ERA WHIP	IP WLS BF H R ER SO BB IBB HBP BLK WP HR S P ERA WHIP	IP WLS BF H R ER SO BB IBB HBP BLK WP HR S P ERA WHIP	IP WLS BF H R ER SO BB IBB HBP BLK WP HR S P ERA WHIP	IP WLS BF H R ER SO BB IBB HBP BLK WP HR S P ERA WHIP	IP WLS BF H R ER SO BB IBB HBP BLK WP HR S P ERA WHIP	IP WLS BF H R ER SO BB IBB HBP BLK WP HR S P ERA WHIP	IP WLS BF H R ER SO BB IBB HBP BLK WP HR S P ERA WHIP	IP WLS BF H R ER SO BB IBB HBP BLK WP HR S P ERA WHIP	IP WLS BF H R ER SO BB IBB HBP BLK WP HR S P ERA WHIP	IP WLS BF H R ER SO BB IBB HBP BLK WP HR S P ERA WHIP	IP WLS BF H R ER SO BB IBB HBP BLK WP HR S P ERA WHIP	IP WLS BF H R ER SO BB IBB HBP BLK WP HR S P ERA WHIP	IP WLS BF H R ER SO BB IBB HBP BLK WP HR S P ERA WHIP	IP WLS BF H R ER SO BB IBB HBP BLK WP HR S P ERA WHIP	IP WLS BF H R ER SO BB IBB HBP BLK WP HR S P ERA WHIP

Chicago Cubs @ Houston Astros
Minute Maid Park, Houston, TX
Tue Aug 16 2005, 7:05 PM CDT
Att: 31,963 - Roof Closed - 72 F

AB	29
R	1
H	4
RBI	1
BB	2
SO	7
LOB	7



Batter	1	2	3	4	5	6	7	8	9	AB	R	H	RBI	BB	SO	LOB	TOP										
Matt Lawton, L (1, 7) OBP: 0.366, SLG: 0.420	1-0 1B 16 SF8		0-2 G4-3		3-2 L8			1-2 F9		4	1	1	0	0	0	1											
Todd Walker, L (1, 4) OBP: 0.351, SLG: 0.465	0-2 1B 25 G5-3		1-2 G4-3			2-2 G4-3		3-1 1B		4	0	2	0	0	0	0											
25 Derrek Lee, R (1, 3) OBP: 0.425, SLG: 0.672	0-1 G5-3		0-3 K			2-1 1B 16 G6-4-3		0-2 F8		4	0	1	0	0	1	3											
16 Aramis Ramirez, R (1, 5) OBP: 0.359, SLG: 0.576	2-2 SF8			1-3 K		0-1 G6-4-3		0-1 G6-3		3	0	0	1	0	1	2											
Nomar Garciaparra, R (1, 6) OBP: 0.307, SLG: 0.330				0-1 HR			0-0 FC4-6		0-0 G5-3	2	1	1	1	0	1	1											
Neftali Perez, S (5, 6)									2	0	1	0	0	0	0	0											
Corey Patterson, L (1, 8) OBP: 0.271, SLG: 0.383		2-3 K		2-2 G4-3		1-2 G3-1		1-2 FC4-6 WP 1B SF9	4	1	0	0	0	1	1												
Jeromy Burnitz, L (1, 9) OBP: 0.319, SLG: 0.435		2-3 K		1-2 G3-1			0-0 SF9 WP 1B	4	0	1	0	0	0	1	0												
46 Ryan Dempster, R (9, 1) OBP: 0.077, SLG: 0.077							1-2 1B	0	0	0	0	0	0	0	0	0											
Michael Barrett, R (1, 2) OBP: 0.347, SLG: 0.492		3-2 G6-3			0-2 CS 1B		1-2 SF9	2	0	1	1	0	0	0	0												
38 Carlos Zambrano, S (1, 1) OBP: 0.259, SLG: 0.414					0-0 B1		2-3 K	3	1	1	1	0	1	0	2												
Todd Hollandsworth, L (9, 9) OBP: 0.302, SLG: 0.389									0	0	0	0	0	0	0	0											
Inning Stats	R: 1 E: 0 K: 1 S: 14	H: 2 LOB: 1 BB: 0 P: 18	R: 0 E: 0 K: 2 S: 11	H: 0 LOB: 0 BB: 0 P: 18	R: 1 E: 0 K: 1 S: 10	H: 1 LOB: 0 BB: 0 P: 12	R: 1 E: 0 K: 1 S: 12	H: 1 LOB: 0 BB: 0 P: 16	R: 0 E: 0 K: 0 S: 10	H: 1 LOB: 0 BB: 0 P: 14	R: 1 E: 0 K: 1 S: 11	H: 2 LOB: 1 BB: 0 P: 16	R: 0 E: 0 K: 0 S: 10	H: 1 LOB: 0 BB: 0 P: 14	R: 0 E: 0 K: 0 S: 6	H: 0 LOB: 0 BB: 0 P: 8	1B: 7 2B: 0 3B: 0 HR: 2	SF: 2 SAC: 0 DP: 1 HBP: 0	WP: 1 PB: 0 SB: 0 CS: 1	PA: 34							
PITCHER	IP	WLS	BF	H	R	ER	SO	BB	IBB	HBP	BLK	WP	HR	S	P	ERA	WHIP										
44 Roy Oswalt, R (1, 1) ERA: 2.67	7.0	L	27	8	4	4	6	0	0	0	0	1	2	77	106	5.14	1.143										
Dan Wheeler, R (8, 1) ERA: 1.53	1.0		4	1	0	0	0	0	0	0	0	0	0	10	14	0.00	1.000										
Mike Gallo, L (9, 1) ERA: 1.69	1.0		3	0	0	0	0	0	0	0	0	0	0	6	8	0.00	0.000										

Chicago Cubs @ Houston Astros
Minute Maid Park, Houston, TX
Wed Aug 17 2005, 6:05 PM CDT
Att: 29,978 - Roof Closed - 72 F

AB	32
R	4
H	9
RBI	4
BB	0
SO	6
LOB	10



Batter	1	2	3	4	5	6	7	8	9	AB	R	H	RBI	BB	SO	LOB	BOTTOM										
Willy Taveras, R (1, 8) OBP: 0.335, SLG: 0.362	1-3 K		2-1 F8		2-3 K			0-0 B1-3		4	0	0	0	0	2	2											
Craig Biggio, R (1, 4) OBP: 0.338, SLG: 0.470	0-0 F9			2-1 1B FC3-6		3-2 F9		0-0 F9		4	1	1	0	0	0	1											
Mike Gallo, L (9, 1)										0	0	0	0	0	0	0											
17 Lance Berkman, S (1, 7) OBP: 0.405, SLG: 0.478	3-3 K			4-2 1B E BB		2-3 K			1-0 G6-3	3	1	0	0	1	2	0											
Morgan Ensberg, R (1, 5) OBP: 0.398, SLG: 0.602		2-3 K		0-0 FC3-6 1B		2-3 K			4-2 FC3-6 E BB	3	0	1	0	1	2	0											
Mike Lamb, L (1, 3) OBP: 0.253, SLG: 0.379		0-3 K							0-0 FC4	4	0	0	1	0	1	2											
4 Eric Bruntlett, R (9, PR) OBP: 0.280, SLG: 0.419				FC3-6			2-1 G4-3		1-2 FC3-6	0	0	0	0	0	0	0											
Orlando Palmeiro, L (1, 9) OBP: 0.373, SLG: 0.491		0-0 L6		1-2 2-H 3-H			2-2 G3		0-0 FC3-6 28 BB	4	0	0	0	0	0	3											
2 Chris Burke, R (9, PR) OBP: 0.299, SLG: 0.317									1-2 2-3	0	0	0	0	0	0	0											
28 Adam Everett, R (1, 6) OBP: 0.288, SLG: 0.373			0-2 F9		1-3 K			1-2 F8		3	0	0	0	1	1	1											
Brad Ausmus, R (1, 2) OBP: 0.333, SLG: 0.293			4-2 44 SH1-4 BB				1-3 K		0-0 G6-3	3	0	1	0	1	1	3											
44 Roy Oswalt, R (1, 1) OBP: 0.200, SLG: 0.154					0-0 SH1-4		0-1 G3			1	0	0	0	0	0	0											
Dan Wheeler, R (8, 1)										0	0	0	0	0	0	0											
Jose Vizcaino, S (9, PH) OBP: 0.284, SLG: 0.302									3-3 K	1	0	0	0	0	1	1											
Inning Stats	R: 0 E: 0 K: 2 S: 7	H: 0 LOB: 0 BB: 0 P: 11	R: 0 E: 0 K: 2 S: 7	H: 0 LOB: 0 BB: 0 P: 9	R: 0 E: 0 K: 0 S: 8	H: 0 LOB: 1 BB: 1 P: 14	R: 2 E: 1 K: 1 S: 11	H: 2 LOB: 1 BB: 1 P: 20	R: 0 E: 0 K: 2 S: 10	H: 0 LOB: 0 BB: 0 P: 13	R: 0 E: 0 K: 2 S: 12	H: 0 LOB: 0 BB: 0 P: 19	R: 0 E: 0 K: 1 S: 6	H: 1 LOB: 1 BB: 0 P: 9	R: 0 E: 1 K: 0 S: 10	H: 0 LOB: 3 BB: 2 P: 21	1B: 2 2B: 1 3B: 0 HR: 0	SF: 0 SAC: 1 DP: 0 HBP: 0	WP: 0 PB: 0 SB: 0 CS: 0	PA: 35							
PITCHER	IP	WLS	BF	H	R	ER	SO	BB	IBB	HBP	BLK	WP	HR	S	P	ERA	WHIP										
38 Carlos Zambrano, R (1, 1) ERA: 3.07	8.1	W	31	3	2	1	10	3	0	0	0	0	0	72	116	1.08	0.720										
46 Ryan Dempster, R (9, 1) ERA: 3.99	0.2	S	4	0	0	0	0	1	0	0	0	0	0	7	13	0.00	1.500										

Chicago Cubs @ Houston Astros
Minute Maid Park, Houston, TX
Wed Aug 17 2005, 6:05 PM CDT
Att: 29,978 - Roof Closed - 72 F

AB	30
R	2
H	3
RBI	1
BB	4
SO	10
LOB	13



Batter	1	2	3	4	5	6	7	8	9	AB	R	H	RBI	BB	SO	LOB	TOP																					
Matt Lawton, L (1,7) OBP: 0.363, SLG: 0.416 Jerry Hairston, R (9,PH) OBP: 0.340, SLG: 0.380	F9	G4-3			G4-3	F9			G5-3	4	0	0	0	0	0	2																						
Todd Walker, L (1,4) OBP: 0.355, SLG: 0.474	16 BB				HR				K	3	2	1	1	2	2	1																						
25 Derrek Lee, R (1,3) OBP: 0.424, SLG: 0.668	F9				F7				16 BB	4	2	1	0	1	0	2																						
16 Aramis Ramirez, R (1,5) OBP: 0.361, SLG: 0.575	1B				K2-3-2				2B	4	0	2	1	1	1	2																						
Jeremy Burnitz, L (1,9) OBP: 0.322, SLG: 0.439					1B				1B	5	1	3	2	0	0	2																						
Neftali Perez, S (1,6) OBP: 0.295, SLG: 0.382	P6				1B				2B	3	0	1	0	2	0	3																						
Corey Patterson, L (1,8) OBP: 0.270, SLG: 0.381					P5				K	5	0	1	0	0	1	7																						
24 Henry Blanco, R (1,2) OBP: 0.270, SLG: 0.372					SF9				F7-3	3	0	0	1	0	1	2																						
22 Mark Prior, R (1,1) OBP: 0.263, SLG: 0.278 44 Roberto Novoa, R (7,1)	FC4-2				K				K	3	0	1	0	0	1	2																						
Jose Macias, S (6,PH) OBP: 0.310, SLG: 0.350 34 Kerry Wood, R (8,1) OBP: 0.158, SLG: 0.222 46 Ryan Dempster, R (9,1) OBP: 0.077, SLG: 0.077					K				F9	0	0	0	0	0	0	0																						
Inning Stats	R: 1 E: 0 K: 0 S: 5	H: 1 LOB: 2 BB: 2 P: 15	R: 0 E: 1 K: 1 S: 12	H: 0 LOB: 1 BB: 0 P: 15	R: 0 E: 0 K: 1 S: 10	H: 0 LOB: 1 BB: 1 P: 17	R: 1 E: 0 K: 1 S: 17	H: 2 LOB: 1 BB: 0 P: 26	R: 2 E: 0 K: 0 S: 19	H: 2 LOB: 2 BB: 2 P: 35	R: 0 E: 0 K: 1 S: 10	H: 1 LOB: 1 BB: 0 P: 15	R: 0 E: 1 K: 0 S: 7	H: 0 LOB: 0 BB: 0 P: 11	R: 0 E: 0 K: 1 S: 8	H: 1 LOB: 0 BB: 1 P: 12	R: 1 E: 0 K: 2 S: 15	H: 3 LOB: 3 BB: 1 P: 26	1B: 7 2B: 4 3B: 0 HR: 1	SF: 1 SAC: 0 DP: 2 HBP: 0	WP: 0 PB: 0 SB: 1 CS: 0	PA: 43																
PITCHER	IP	WLS	BF	H	R	ER	SO	BB	IBB	HBP	BLK	WP	HR	S	P	ERA	WHIP	PITCHER				IP	WLS	BF	H	R	ER	SO	BB	IBB	HBP	BLK	WP	HR	S	P	ERA	WHIP
49 Byung-Hyun Kim, R (1,1) ERA: 5.43	4.2	L	24	5	4	4	3	5	0	0	0	0	1	61	103	7.71	2.143	40 Brian Fuentes, L (9,1) ERA: 2.64				1.0		7	3	1	1	2	0	1	0	0	0	15	26	9.00	3.000	
Jose Acevedo, R (5,1) ERA: 6.5	0.2		3	1	0	0	0	0	0	0	0	0	0	6	10	0.00	1.500																					
Randy Williams, L (6,1) ERA: 7.98	0.2		2	0	0	0	1	0	0	0	0	0	0	6	10	0.00	0.000																					
David Cortes, R (7,1) ERA: 3.47	1.0		4	0	0	0	0	0	0	0	0	0	0	7	11	0.00	0.000																					
Scott Dohmann, R (8,1) ERA: 8.62	1.0		3	1	0	0	1	0	0	0	0	0	0	8	12	0.00	1.000																					

Chicago Cubs @ Colorado Rockies
Coors Field, Denver, CO
Fri Aug 19 2005, 3:05 PM MDT
Att: 30,175 - Partly Cloudy - 87 F

AB	36
R	5
H	10
RBI	5
BB	6
SO	7
LOB	23



Batter	1	2	3	4	5	6	7	8	9	AB	R	H	RBI	BB	SO	LOB	BOTTOM																							
Luis Gonzalez, R (1,4) OBP: 0.334, SLG: 0.437	K	K			K				L7	5	0	1	1	0	3	2																								
Jorge Piedra, L (1,9) OBP: 0.354, SLG: 0.517 Scott Dohmann, R (8,1)					G3-1					3	1	1	1	1	1	1																								
40 Brian Fuentes, L (9,1)					HR					0	0	0	0	0	0	0																								
5 Matt Holliday, R (1,7) OBP: 0.368, SLG: 0.497					G6-3					4	0	1	0	0	2	2																								
17 Todd Helton, L (1,3) OBP: 0.419, SLG: 0.492					P5					4	0	0	0	0	3	2																								
27 Garrett Atkins, R (1,5) OBP: 0.348, SLG: 0.392										3	0	0	0	1	2	0																								
Larry Bigbie, L (1,8) OBP: 0.307, SLG: 0.356					G1-6-3					3	1	1	0	1	0	1																								
Danny Ardoin, R (1,2) OBP: 0.320, SLG: 0.377 JD Closser, S (6,PH) OBP: 0.320, SLG: 0.405					1B					3	0	1	1	0	2	1																								
6 Omar Quintanilla, L (1,6) OBP: 0.280, SLG: 0.257					K					1	0	0	0	0	0	1																								
49 Byung-Hyun Kim, R (1,1) OBP: 0.127, SLG: 0.045 Jose Acevedo, R (5,1) OBP: 0.295, SLG: 0.143 Randy Williams, L (6,1) ERA: 3.66 David Cortes, R (7,1) ERA: 4.06 18 Cory Sullivan, L (7,PH) OBP: 0.302, SLG: 0.332										0	0	0	0	0	0	0																								
Inning Stats	R: 0 E: 0 K: 3 S: 14	H: 0 LOB: 1 BB: 1 P: 22	R: 1 E: 0 K: 2 S: 17	H: 3 LOB: 2 BB: 0 P: 27	R: 0 E: 0 K: 0 S: 8	H: 0 LOB: 0 BB: 0 P: 13	R: 0 E: 0 K: 1 S: 12	H: 0 LOB: 1 BB: 1 P: 22	R: 1 E: 0 K: 3 S: 13	H: 2 LOB: 1 BB: 0 P: 17	R: 0 E: 0 K: 1 S: 13	H: 0 LOB: 0 BB: 0 P: 17	R: 1 E: 0 K: 2 S: 12	H: 1 LOB: 1 BB: 1 P: 20	R: 0 E: 0 K: 2 S: 12	H: 0 LOB: 1 BB: 1 P: 18	R: 0 E: 0 K: 1 S: 7	H: 0 LOB: 0 BB: 0 P: 10	1B: 4 2B: 1 3B: 0 HR: 1	SF: 0 SAC: 2 DP: 0 HBP: 0	WP: 1 PB: 0 SB: 0 CS: 0	PA: 37																		
PITCHER	IP	WLS	BF	H	R	ER	SO	BB	IBB	HBP	BLK	WP	HR	S	P	ERA	WHIP	PITCHER				IP	WLS	BF	H	R	ER	SO	BB	IBB	HBP	BLK	WP	HR	S	P	ERA	WHIP		
22 Mark Prior, R (1,1) ERA: 3.66	6.0	W	25	5	2	2	10	2	0	0	0	0	1	0	12	20	9.00	2.000	44 Roberto Novoa, R (7,1) ERA: 3.66				1.0	H	5	1	1	1	2	1	0	0	0	0	1	0	12	20	9.00	2.000
34 Kerry Wood, R (8,1) ERA: 4.06	1.0	H	4	0	0	0	2	1	0	0	0	0	0	0	12	18	0.00	1.000																						
46 Ryan Dempster, R (9,1) ERA: 3.93	1.0	S	3	0	0	0	1	0	0	0	0	0	0	7	10	0.00	0.000																							

Chicago Cubs @ Colorado Rockies
Coors Field, Denver, CO
Fri Aug 19 2005, 3:05 PM MDT
Att: 30,175 - Partly Cloudy - 87 F

AB	31
R	3
H	6
RBI	3
BB	4
SO	15
LOB	11



Batter	1	2	3	4	5	6	7	8	9	AB	R	H	RBI	BB	SO	LOB	TOP				
Matt Lawton, L (1.7) OBP: 0.362, SLG: 0.415 Nomar Garciaparra, R (9, PH) OBP: 0.304, SLG: 0.329	2-1 G4-3 1B		3-2 G6-3		2-1 G5-3		2-1 G5-3		2-2 K	4	0	1	0	0	0	1					
Todd Walker, L (1.4) OBP: 0.352, SLG: 0.469	0-1 G4-3 1-2		2-1 G4-3		1-0 G4-3			3-1 G4-3	3-2 1B	5	0	1	0	0	0	1					
25 Derrek Lee, R (1.3) OBP: 0.426, SLG: 0.671	4-1 BB		0-0 16 WP 2B		0-1 F9			0-2 16 1B 2B	3-2 G3	4	1	2	0	1	0	1					
16 Aramis Ramirez, R (1.5) OBP: 0.360, SLG: 0.572 Jose Macias, S (8, PR) OBP: 0.310, SLG: 0.350	1-1 F8		2-2 F7		0-0 G6-3			1-2 BB 1B 2H		4	0	1	1	0	0	3					
Jeromy Burnitz, L (1.9) OBP: 0.323, SLG: 0.439	0-0 F8			3-2 G6-4-3 1B				2-0 G4-3	1-1 BB 1B 1-2	4	0	2	0	0	0	2					
Michael Barrett, R (1.2) OBP: 0.351, SLG: 0.497		0-0 G4-3 2B		0-0 G6-4-3 1B				0-1 G6-3	4-1 BB 1-2 2-3	3	0	2	0	1	0	0					
Neifi Perez, S (1.6) OBP: 0.295, SLG: 0.383		0-0 G4-3		1-0 G6-4-3				2-2 1B 2B	0-2 F6	4	1	1	0	0	0	6					
Corey Patterson, L (1.8) OBP: 0.267, SLG: 0.376		0-0 L6		0-0 F7				1-0 L5	0-0 G4-3	4	0	0	0	0	0	6					
Glendon Rusch, L (1.1) OBP: 0.140, SLG: 0.140 Todd Hollandsworth, L (7, PH) OBP: 0.306, SLG: 0.391 13 Will Ohman, L (7, 1) OBP: 0.170, SLG: 0.170 44 Roberto Novoa, R (7, 1) OBP: 0.170, SLG: 0.170 34 Kerry Wood, R (8, 1) OBP: 0.170, SLG: 0.170 Jerry Hairston, R (8, PH) OBP: 0.170, SLG: 0.170	1-2 G5-3				1-0 G6-3			1-1 2H 1B	1-2 G6-3	2	0	0	0	0	0	1					
Inning Stats	R: 0 E: 0 K: 0 S: 8	H: 1 LOB: 2 BB: 1 P: 15	R: 0 E: 0 K: 0 S: 6	H: 1 LOB: 1 BB: 0 P: 7	R: 0 E: 0 K: 0 S: 10	H: 1 LOB: 1 BB: 0 P: 17	R: 0 E: 0 K: 0 S: 6	H: 2 LOB: 1 BB: 0 P: 10	R: 0 E: 0 K: 0 S: 4	H: 0 LOB: 0 BB: 0 P: 8	R: 0 E: 0 K: 0 S: 4	H: 0 LOB: 0 BB: 0 P: 6	R: 1 E: 0 K: 0 S: 12	H: 2 LOB: 1 BB: 0 P: 18	R: 1 E: 0 K: 0 S: 18	H: 3 LOB: 3 BB: 1 P: 27	R: 0 E: 0 K: 1 S: 17	H: 1 LOB: 1 BB: 0 P: 26	1B: 7 2B: 4 3B: 0 HR: 0	SF: 0 SAC: 0 DP: 1 HBP: 0	WP: 1 PA: 39 PB: 0 SB: 0 CS: 0
PITCHER	IP WLS BF H R ER SO BB IBB HBP BLK WP HR S P ERA WHIP	7.0 W 28 7 1 1 0 1 0 0 0 0 0 50 81 1.29 1.143	1.0 H 7 3 1 1 0 1 0 0 0 0 0 18 27 9.00 4.000	1.0 S 4 1 0 0 1 0 0 0 0 0 0 17 26 0.00 1.000	PITCHER										IP WLS BF H R ER SO BB IBB HBP BLK WP HR S P ERA WHIP						

Chicago Cubs @ Colorado Rockies
Coors Field, Denver, CO
Sat Aug 20 2005, 6:05 PM MDT
Att: 35,787 - Overcast - 71 F

AB 37
R 2
H 11
RBI 2
BB 2
SO 1
LOB 21



Batter	1	2	3	4	5	6	7	8	9	AB	R	H	RBI	BB	SO	LOB	BOTTOM		
Luis Gonzalez, R (1.6) OBP: 0.333, SLG: 0.435	1-2 SH3 1B		1-3 K		1-2 G6-3		2-2 G5-3			4	1	1	0	0	1	1			
Aaron Miles, S (1.4) OBP: 0.300, SLG: 0.347 Mike DeJean, R (8, 1) OBP: 0.300, SLG: 0.347 40 Brian Fuentes, L (9, 1) OBP: 0.300, SLG: 0.347	0-0 SH3		0-0 G6-3		1-3 K		0-2 17 BB 1B			3	0	1	0	0	1	1			
17 Todd Helton, L (1.3) OBP: 0.420, SLG: 0.491	2-2 BB 5 1B E		1-2 F7		0-0 P6		1 SAFE 4-0 1B 1-2 BB			3	1	1	1	1	0	0			
5 Matt Holliday, R (1.7) OBP: 0.369, SLG: 0.497	1-1 E BB 1B		0-0 27 1B 1B		0-1 F9		2-3 K			4	1	2	0	0	1	2			
27 Garrett Atkins, R (1.5) OBP: 0.347, SLG: 0.391	2-2 F8		3-1 1B		1-2 F7			1-1 F9		4	0	1	0	0	0	2			
Dustin Mohr, R (1.9) OBP: 0.285, SLG: 0.502	4-1 E BB		0-0 G3-6-1 1B		3-3 K			0-0 HR		3	1	2	2	1	1	0			
Todd Greene, R (1.2) OBP: 0.319, SLG: 0.457 6 Omar Quintanilla, L (8, 6) OBP: 0.276, SLG: 0.254	2-1 E4		0-1 G3-6-1		0-0 G5-3			0-2 G4-3		3	0	0	0	0	0	4			
Larry Bigbie, L (1.8) OBP: 0.306, SLG: 0.355 18 Cory Sullivan, L (4, 8) OBP: 0.303, SLG: 0.332	3-3 K			1-1 E 28 SH1-4 1B		2-3 K		0-2 G4-3		1	0	0	0	0	1	3			
28 Aaron Cook, R (1.1) OBP: 0.333, SLG: 0.250 Danny Ardoin, R (7, PH) OBP: 0.318, SLG: 0.374		0-3 K		0-1 SH1-4				2-3 K		1	0	0	0	0	1	0			
Inning Stats	R: 2 E: 1 K: 1 S: 19	H: 3 LOB: 3 BB: 1 P: 34	R: 0 E: 0 K: 2 S: 8	H: 0 LOB: 0 BB: 0 P: 9	R: 1 E: 0 K: 0 S: 9	H: 3 LOB: 1 BB: 0 P: 13	R: 0 E: 1 K: 1 S: 11	H: 1 LOB: 1 BB: 0 P: 14	R: 0 E: 0 K: 0 S: 7	H: 0 LOB: 0 BB: 0 P: 8	R: 0 E: 0 K: 2 S: 10	H: 0 LOB: 0 BB: 0 P: 15	R: 0 E: 0 K: 2 S: 14	H: 1 LOB: 2 BB: 1 P: 24	R: 1 E: 0 K: 0 S: 9	H: 1 LOB: 0 BB: 0 P: 10	1B: 8 2B: 0 3B: 0 HR: 1	SF: 0 SAC: 2 DP: 1 HBP: 0	WP: 0 PA: 35 PB: 0 SB: 0 CS: 0
PITCHER	IP WLS BF H R ER SO BB IBB HBP BLK WP HR S P ERA WHIP	6.0 L 26 7 3 2 6 1 0 0 0 0 0 9 17 0.00 3.000	0.2 4 1 0 0 1 1 0 0 0 0 0 0 9 17 0.00 3.000	0.1 1 0 0 0 1 0 0 0 0 0 0 0 5 7 0.00 0.000	1.0 4 1 1 1 0 0 0 0 0 0 0 1 9 10 9.00 1.000	PITCHER										IP WLS BF H R ER SO BB IBB HBP BLK WP HR S P ERA WHIP			

Chicago Cubs @ Colorado Rockies
Coors Field, Denver, CO
Sat Aug 20 2005, 6:05 PM MDT
Att: 35,787 - Overcast - 71 F

AB 31
R 4
H 9
RBI 3
BB 2
SO 8
LOB 13



Batter	1	2	3	4	5	6	7	8	9	AB	R	H	RBI	BB	SO	LOB	TOP					
Jerry Hairston, R OBP: 0.340, SLG: 0.383 (1, 7)	3-2 FC6-4 1B	G4-3				2-2 HR 2B	0-2 G4-3	0-2 F8		5	1	2	0	0	0	2						
Neftali Perez, S OBP: 0.298, SLG: 0.394 (1, 4)	0-2 FC6-4 25 BB 1-2		2-2 25 BB 2B			0-0 HR 2H	0-0 G6-4-3 1B	0-0 G3		5	1	3	2	0	0	1						
25 Derrek Lee, R OBP: 0.430, SLG: 0.678 (1, 3)	4-0 1-2 BB		1-1 16 FC1-6 1B			4-2 2B BB	1-0 G6-4-3 1-2		2-1 HR	3	2	2	1	2	0	1						
16 Aramis Ramirez, R OBP: 0.359, SLG: 0.575 (1, 5)	1-3 K		1-0 FC1-6 1-2			0-2 F9		1-1 F8	0-1 HR	5	1	1	1	0	1	5						
Nomar Garciaparra, R OBP: 0.308, SLG: 0.351 (1, 6)	3-3 K		0-3 K			1-2 HR 2B		0-0 G3-1 2B	0-2 G1-4-3	5	1	2	1	0	2	4						
Jeremy Burnitz, L OBP: 0.324, SLG: 0.445 (1, 9)		1-1 S 1B	2-1 P3			3-2 HR 2H		0-0 G3-1	0-2 G3	5	1	2	2	0	0	3						
Michael Barrett, R OBP: 0.352, SLG: 0.500 (1, 2)		2-3 K		2-1 F9		2-3 K		4-0 IBB	0-0 3B	4	0	1	0	1	2	1						
Corey Patterson, L OBP: 0.268, SLG: 0.376 Scott Williamson, R (7, 1)	1-2 CI		1-2 F9			0-1 FC6-4 1B		1-2 K	1-3 K	3	0	1	0	0	1	2						
Todd Walker, R OBP: 0.351, SLG: 0.468 (9, PH)										1	0	0	0	0	1	1						
Greg Maddux, R OBP: 0.214, SLG: 0.268 13 Will Ohman, L (7, 1)	0-0 B1					0-0 G1-3		0-1 G4-3		3	0	0	0	0	0	3						
Jose Macias, S OBP: 0.307, SLG: 0.347 (7, 7)						1-2 FC6-4				1	0	0	0	0	0	0						
Inning Stats	R: 0 E: 0 K: 2 S: 15	H: 1 LOB: 2 BB: 1 P: 26	R: 0 E: 1 K: 1 S: 12	H: 1 LOB: 2 BB: 0 P: 18	R: 0 E: 0 K: 1 S: 11	H: 2 LOB: 0 BB: 0 P: 17	R: 0 E: 0 K: 0 S: 6	H: 0 LOB: 0 BB: 0 P: 10	R: 5 E: 0 K: 1 S: 21	H: 5 LOB: 1 BB: 1 P: 33	R: 0 E: 0 K: 0 S: 5	H: 1 LOB: 0 BB: 0 P: 6	R: 0 E: 0 K: 1 S: 7	H: 1 LOB: 2 BB: 1 P: 13	R: 0 E: 0 K: 0 S: 6	H: 0 LOB: 0 BB: 0 P: 6	R: 2 E: 0 K: 1 S: 15	H: 3 LOB: 1 BB: 0 P: 18	1B: 5 2B: 4 3B: 1 HR: 4	SF: 0 SAC: 0 DP: 1 HBP: 0	WP: 0 PB: 0 SB: 2 CS: 0	PA: 44
PITCHER	IP WLS BF H R ER SO BB IBB HBP BLK WP HR S P ERA WHIP	IP WLS BF H R ER SO BB IBB HBP BLK WP HR S P ERA WHIP															IP WLS BF H R ER SO BB IBB HBP BLK WP HR S P ERA WHIP					
26 Jeff Francis, L ERA: 6.01	4.1	24	8	5	5	4	2	0	0	0	0	0	0	0	0	0	10.38	2.308				
Sun-Woo Kim, R ERA: 5.18	2.0	8	3	0	0	1	0	0	0	0	0	0	0	0	0	0	0.00	1.500				
Randy Williams, L ERA: 7.63	0.2	3	0	0	0	1	0	1	0	0	0	0	0	0	0	0	0.00	0.000				
Mike DeJean, R ERA: 4.4	1.0	3	0	0	0	0	0	0	0	0	0	0	0	0	0	0.00	0.000					
40 Brian Fuentes, L ERA: 2.85	1.0	6	3	2	2	1	0	0	0	0	0	0	0	0	0	18.00	3.000					

Chicago Cubs @ Colorado Rockies
Coors Field, Denver, CO
Sun Aug 21 2005, 1:05 PM MDT
Att: 30,111 - Partly Cloudy - 79 F

AB	40
R	7
H	14
RBI	7
BB	3
SO	7
LOB	23



Batter	1	2	3	4	5	6	7	8	9	AB	R	H	RBI	BB	SO	LOB	BOTTOM			
Luis Gonzalez, R OBP: 0.331, SLG: 0.434 (1, 4)	2-1 SH5-3 17 SF7 2B		0-0 E6 18 FC6-4				0-2 L8	2-3 K	2-3 K	5	1	1	0	0	2	1				
18 Cory Sullivan, L OBP: 0.299, SLG: 0.328 (1, 8)	0-0 SH5-3 2-3		0-0 FC6-4 17 BB 1-2 2-3				0-2 L4	1-1 B3		3	0	0	0	0	0	2				
17 Todd Helton, L OBP: 0.422, SLG: 0.495 (1, 3)	3-2 SF7 3H		4-2 BB			2-2 5 HR 2B		4-2 HBP		1	1	1	1	1	0	0				
5 Matt Holliday, R OBP: 0.368, SLG: 0.503 (1, 7)	2-3 K		1-1 F9			1-1 HR		1-3 K		4	1	1	2	0	2	4				
27 Garrett Atkins, R OBP: 0.351, SLG: 0.403 (1, 5)		1-1 G4-6-3 1B		0-1 HR 1B		3-2 HR		3-3 K		4	2	3	1	0	1	0				
Dustin Mohr, R OBP: 0.284, SLG: 0.512 (1, 9)		0-1 F9		0-2 HR		0-3 K		2-3 K		4	1	1	2	0	2	1				
JD Closser, S OBP: 0.316, SLG: 0.399 Danny Ardoin, R (7, 2)	0-0 G4-6-3 1-2		0-0 G4-3			1-2 G4-3		0-1 6 BB HR 1B		3	0	0	0	0	0	1				
6 Omar Quintanilla, L OBP: 0.288, SLG: 0.257 (1, 6)			0-1 FC6-4 26 SH3-4 1B			1-1 G4-3		1-1 G1-3		3	1	1	0	1	0	0				
26 Jeff Francis, L ERA: 4.56 Sun-Woo Kim, R (5, 1)	6.0	27	6	6	6	3	1	0	0	0	0	0	0	0	0	0				
Randy Williams, L (7, 1)	0.2	3	0	0	0	1	0	0	0	0	0	0	0	0	0	0				
Mike DeJean, R (8, 1)	1.1	7	2	3	3	4	1	0	0	0	0	0	0	0	0	0				
Jorge Piedra, L OBP: 0.301, SLG: 0.657 40 Brian Fuentes, L (9, 1)																				
Inning Stats	R: 1 E: 0 K: 1 S: 9	H: 1 LOB: 0 BB: 0 P: 16	R: 0 E: 0 K: 0 S: 5	H: 1 LOB: 0 BB: 0 P: 6	R: 0 E: 1 K: 0 S: 9	H: 1 LOB: 3 BB: 1 P: 14	R: 2 E: 0 K: 1 S: 11	H: 2 LOB: 0 BB: 0 P: 17	R: 3 E: 0 K: 1 S: 20	H: 3 LOB: 0 BB: 0 P: 26	R: 0 E: 0 K: 0 S: 6	H: 0 LOB: 0 BB: 0 P: 8	R: 0 E: 0 K: 2 S: 11	H: 0 LOB: 1 BB: 0 P: 19	R: 3 E: 0 K: 3 S: 20	H: 2 LOB: 0 BB: 1 P: 32	1B: 4 2B: 2 3B: 0 HR: 4	SF: 1 SAC: 2 DP: 1 HBP: 1	WP: 0 PB: 0 SB: 0 CS: 0	PA: 37
PITCHER	IP WLS BF H R ER SO BB IBB HBP BLK WP HR S P ERA WHIP	IP WLS BF H R ER SO BB IBB HBP BLK WP HR S P ERA WHIP															IP WLS BF H R ER SO BB IBB HBP BLK WP HR S P ERA WHIP			
Greg Maddux, R ERA: 4.56	6.0	27	6	6	6	3	1	0	0	0	0	0	0	0	0	0	9.00	1.500		
13 Will Ohman, L ERA: 2.48	0.2	3	0	0	0	1	0	0	0	0	0	0	0	0	0	0	0.00	0.000		
Scott Williamson, R ERA: 12.0	1.1	7	2	3	3	4	1	0	0	0	0	0	0	0	0	0	20.25	2.250		

Chicago Cubs @ Colorado Rockies
Coors Field, Denver, CO
Sun Aug 21 2005, 1:05 PM MDT
Att: 30,111 - Partly Cloudy - 79 F

AB	31
R	9
H	10
RBI	9
BB	2
SO	8
LOB	9



Batter	1	2	3	4	5	6	7	8	9	AB	R	H	RBI	BB	SO	LOB	TOP																			
Rafael Furcal, S OBP: 0.338, SLG: 0.428	B1-3			SH4-3 10 HR 2B		L7			G4-3	4	1	1	0	0	0	0																				
Marcus Giles, R OBP: 0.377, SLG: 0.455	G5-3			SH4-3		G6-3			10 HR 1B	3	1	1	0	0	0	0																				
10 Chipper Jones, S OBP: 0.426, SLG: 0.575	G4-3			HR		G4-3			HR	4	2	2	4	0	0	0																				
Andruw Jones, R OBP: 0.360, SLG: 0.587		K		1B		P2			G5-3	4	0	1	0	0	1	0																				
Adam LaRoche, L OBP: 0.308, SLG: 0.448	F8			K		K			K	4	0	0	0	0	3	1																				
7 Jeff Francoeur, R OBP: 0.381, SLG: 0.700	K			K		K			K	3	0	0	0	0	3	1																				
Kelly Johnson, L OBP: 0.330, SLG: 0.403			F7			K2-3			F8	3	0	0	0	0	1	0																				
Johnny Estrada, S OBP: 0.297, SLG: 0.362			F7			F8			G6-3	3	0	0	0	0	0	0																				
15 Tim Hudson, R OBP: 0.180, SLG: 0.149			K			K			K	3	0	0	0	0	3	0																				
Inning Stats	R: 0 H: 0 E: 0 K: 0 S: 7	H: 0 LOB: 0 BB: 0 P: 12	R: 0 H: 0 E: 0 K: 2 S: 9	H: 0 LOB: 0 BB: 0 P: 13	R: 0 H: 0 E: 0 K: 1 S: 8	H: 0 LOB: 0 BB: 0 P: 12	R: 2 H: 3 E: 0 K: 2 S: 20	H: 3 LOB: 1 BB: 0 P: 33	R: 0 H: 0 E: 0 K: 0 S: 9	H: 0 LOB: 0 BB: 0 P: 14	R: 0 H: 0 E: 0 K: 2 S: 8	H: 0 LOB: 0 BB: 0 P: 9	R: 0 H: 0 E: 0 K: 1 S: 7	H: 0 LOB: 0 BB: 0 P: 13	R: 2 H: 2 E: 0 K: 1 S: 18	H: 2 LOB: 0 BB: 0 P: 27	1B: 2 2B: 1 3B: 0 HR: 2	SF: 0 SAC: 1 DP: 0 HBP: 0	WP: 0 PA: 32 PB: 0 SB: 0 CS: 0																	
PITCHER	IP	WLS	BF	H	R	ER	SO	BB	IBB	HBP	BLK	WP	HR	S	P	ERA	WHIP	PITCHER		IP	WLS	BF	H	R	ER	SO	BB	IBB	HBP	BLK	WP	HR	S	P	ERA	WHIP
38 Carlos Zambrano, R ERA: 3.03	8.0		27	3	2	2	10	0	0	0	0	0	1	76	118	2.25	0.375			1.0	L	5	2	2	2	1	0	0	0	0	0	1	18	27	18.00	2.000
34 Kerry Wood, R ERA: 4.36																																				

Atlanta Braves @ Chicago Cubs
Wrigley Field, Chicago, IL
Mon Aug 22 2005, 7:05 PM CDT
Att: 38,767 - Partly Cloudy - 70 F

AB 31
R 4
H 5
RBI 4
BB 0
SO 11
LOB 2



Batter	1	2	3	4	5	6	7	8	9	AB	R	H	RBI	BB	SO	LOB	BOTTOM																				
Matt Lawton, L OBP: 0.363, SLG: 0.414	G4-3			2B 16 G6-4-3 HBP		G1-3				3	1	1	0	0	0	0																					
Todd Walker, L OBP: 0.350, SLG: 0.468	G3-1			16 G6-4-3 2B		P4			1B	4	0	1	0	0	0	1																					
25 Derrek Lee, R OBP: 0.432, SLG: 0.684	K			16 G6-4-3 BB					HR	3	1	2	1	1	1	0																					
16 Aramis Ramirez, R OBP: 0.356, SLG: 0.570		K		G6-4-3		P2			FC4 1B	4	0	0	0	0	1	3																					
Jeremy Burnitz, L OBP: 0.322, SLG: 0.441	G4-1			1-2 2-3 3-H		G4-3			FC3-6	4	0	0	0	0	1	2																					
Michael Barrett, R OBP: 0.354, SLG: 0.500	K			K		G4-3			FC3-6	4	0	2	0	0	1	1																					
Neifi Perez, S OBP: 0.298, SLG: 0.394			K			G6-3			G4-3	3	0	1	0	0	1	1																					
Corey Patterson, L OBP: 0.266, SLG: 0.373			G3-1			G3-1				3	0	0	0	0	0	0																					
38 Carlos Zambrano, S OBP: 0.250, SLG: 0.400			G4-3			G3			G4-3	2	0	0	0	0	0	0																					
Jose Macias, S OBP: 0.305, SLG: 0.344										1	0	0	0	0	0	0																					
34 Kerry Wood, R OBP: 0.158, SLG: 0.222										0	0	0	0	0	0	0																					
Inning Stats	R: 0 H: 0 E: 0 K: 1 S: 6	H: 0 LOB: 0 BB: 0 P: 10	R: 0 H: 0 E: 0 K: 2 S: 10	H: 0 LOB: 0 BB: 0 P: 13	R: 0 H: 0 E: 0 K: 1 S: 12	H: 0 LOB: 0 BB: 0 P: 17	R: 1 H: 1 E: 0 K: 1 S: 11	H: 1 LOB: 1 BB: 1 P: 19	R: 0 H: 1 E: 0 K: 0 S: 5	H: 1 LOB: 0 BB: 0 P: 8	R: 0 H: 0 E: 0 K: 0 S: 6	H: 0 LOB: 0 BB: 0 P: 9	R: 1 H: 3 E: 0 K: 0 S: 11	H: 3 LOB: 2 BB: 0 P: 15	R: 0 H: 1 E: 0 K: 0 S: 8	H: 1 LOB: 1 BB: 0 P: 10	R: 0 H: 1 E: 0 K: 0 S: 12	H: 1 LOB: 1 BB: 0 P: 18	1B: 5 2B: 1 3B: 0 HR: 1	SF: 0 SAC: 0 DP: 2 HBP: 1	WP: 1 PA: 33 PB: 0 SB: 0 CS: 0																
PITCHER	IP	WLS	BF	H	R	ER	SO	BB	IBB	HBP	BLK	WP	HR	S	P	ERA	WHIP	PITCHER		IP	WLS	BF	H	R	ER	SO	BB	IBB	HBP	BLK	WP	HR	S	P	ERA	WHIP	
15 Tim Hudson, R ERA: 3.36	9.0	W	33	7	2	2	5	1	0	1	0	1	1	81	119	2.00	0.889																				

Atlanta Braves @ Chicago Cubs
Wrigley Field, Chicago, IL
Mon Aug 22 2005, 7:05 PM CDT
Att: 38,767 - Partly Cloudy - 70 F


AB 31
R 2
H 7
RBI 1
BB 1
SO 5
LOB 8



Batter	1	2	3	4	5	6	7	8	9	AB	R	H	RBI	BB	SO	LOB	TOP										
Rafael Furcal, S OBP: 0.339, SLG: 0.426	G5-3		FC6-4						L4	4	1	2	1	0	1		Atlanta Braves @ Chicago Cubs Wrigley Field, Chicago, IL Wed Aug 24 2005, 1:20 PM CDT Att: 38,033 - Sunny - 72 F										
Marcus Giles, R OBP: 0.377, SLG: 0.452	FC4-6 BB		G6-3							3	0	1	1	1	2												
10 Chipper Jones, S OBP: 0.416, SLG: 0.559	FC4-6				G6-3				L7	4	0	0	0	0	2												
Andruw Jones, R OBP: 0.359, SLG: 0.589	K				G6-3				G6-3	4	0	1	0	0	1												
Julio Franco, R OBP: 0.350, SLG: 0.490		G5-3			K				G4-3	4	0	0	0	0	2												
7 Jeff Francoeur, R OBP: 0.383, SLG: 0.684		P4								3	1	2	0	1	0												
Ryan Langerhans, L OBP: 0.326, SLG: 0.406 Kyle Farnsworth, R (8, 1)					G3-1				SH 1B WP 1B	3	1	0	0	0	1	3											
16 Brian McCann, L OBP: 0.351, SLG: 0.412									F8	3	0	0	0	1	2												
Jorge Sosa, R OBP: 0.053, SLG: 0.053 Adam LaRoche, L OBP: 0.305, SLG: 0.442 48 Blaine Boyer, R John Foster, L Kelly Johnson, L (8, 7)					B1				K	2	0	0	0	0	1	1											
									G6-3	1	0	0	0	0	1	2											
										0	0	0	0	0	0	0											
										1	0	0	0	0	0	0											
										1	0	0	0	0	0	0											
	R: 0 E: 0 K: 1 S: 11	H: 0 LOB: 1 BB: 1 P: 19	R: 0 E: 0 K: 1 S: 11	H: 0 LOB: 0 BB: 0 P: 18	R: 0 E: 0 K: 0 S: 6	H: 0 LOB: 1 BB: 1 P: 11	R: 0 E: 0 K: 1 S: 16	H: 1 LOB: 2 BB: 1 P: 27	R: 0 E: 0 K: 0 S: 7	H: 0 LOB: 0 BB: 0 P: 11	R: 3 E: 1 K: 2 S: 24	H: 3 LOB: 1 BB: 0 P: 35	R: 0 E: 0 K: 1 S: 11	H: 1 LOB: 1 BB: 0 P: 16	R: 0 E: 0 K: 1 S: 10	H: 0 LOB: 0 BB: 0 P: 15	1B: 5 2B: 0 3B: 0 HR: 0	SF: 0 SAC: 1 DP: 0 HBP: 0	WP: 1 PB: 0 SB: 2 CS: 0	PA: 37							
PITCHER	IP	WLS	BF	H	R	ER	SO	BB	IBB	HBP	BLK	WP	HR	S	P	ERA	WHIP										
22 Mark Prior, R ERA: 3.68	6.2	L	29	4	3	3	7	4	0	0	0	1	0	83	131	4.05	1.200										
13 Will Ohman, L ERA: 2.45	0.1		1	0	0	0	0	0	0	0	0	0	0	5	8	0.00	0.000										
44 Roberto Novoa, R ERA: 3.48	1.0	4	1	0	0	1	0	0	0	0	0	0	0	11	16	0.00	1.000										
34 Kerry Wood, R ERA: 4.29	1.0	3	0	0	0	1	0	0	0	0	0	0	0	10	15	0.00	0.000										

Batter	1	2	3	4	5	6	7	8	9	AB	R	H	RBI	BB	SO	LOB	BOTTOM										
Matt Lawton, L OBP: 0.363, SLG: 0.412 Jerry Hairston, R OBP: 0.337, SLG: 0.380	E1 1B		S 2B BB						G1-3	2	1	0	0	1	0	1	Atlanta Braves @ Chicago Cubs Wrigley Field, Chicago, IL Wed Aug 24 2005, 1:20 PM CDT Att: 38,033 - Sunny - 72 F										
Todd Walker, L OBP: 0.352, SLG: 0.469	G6-4-3 1B		2B						P5	4	0	2	1	0	1												
25 Derrek Lee, R OBP: 0.436, SLG: 0.688	F7								SH5-4 2B	3	0	2	0	1	0	2											
16 Aramis Ramirez, R OBP: 0.358, SLG: 0.568 Jose Macias, S OBP: 0.300, SLG: 0.339	G6-4-3		F8						SH5-4 2B	1	0	0	0	0	0	2											
									G3	2	0	0	0	0	0	3											
Jeromy Burnitz, L OBP: 0.322, SLG: 0.444		F7			G4-3				F9	4	0	0	0	0	1												
Nefti Perez, S OBP: 0.297, SLG: 0.391		L8			F8				G4-3	4	0	0	0	0	1												
Corey Patterson, L OBP: 0.266, SLG: 0.370					K					3	0	0	0	1	3												
24 Henry Blanco, R OBP: 0.272, SLG: 0.371 Michael Barrett, R OBP: 0.356, SLG: 0.501					P4				P4	3	0	1	0	0	0	0											
					G6-3 1B					1	0	0	0	0	1	1											
22 Mark Prior, R OBP: 0.250, SLG: 0.263 13 Will Ohman, L Todd Hollandsworth, L OBP: 0.334, SLG: 0.390 44 Roberto Novoa, R 34 Kerry Wood, R OBP: 0.158, SLG: 0.222					B5-3				K	2	0	0	0	0	0	1											
										0	0	0	0	0	0	0											
										1	0	0	0	0	1	0											
										0	0	0	0	0	0	0											
										0	0	0	0	0	0	0											
										0	0	0	0	0	0	0											
	R: 0 E: 1 K: 0 S: 8	H: 1 LOB: 1 BB: 0 P: 15	R: 0 E: 0 K: 1 S: 9	H: 0 LOB: 0 BB: 0 P: 11	R: 1 E: 0 K: 0 S: 14	H: 1 LOB: 2 BB: 2 P: 27	R: 0 E: 0 K: 1 S: 9	H: 0 LOB: 0 BB: 0 P: 13	R: 0 E: 0 K: 1 S: 11	H: 1 LOB: 1 BB: 0 P: 19	R: 0 E: 0 K: 2 S: 10	H: 0 LOB: 0 BB: 0 P: 15	R: 0 E: 0 K: 0 S: 12	H: 1 LOB: 1 BB: 0 P: 18	R: 0 E: 0 K: 3 S: 9	H: 0 LOB: 1 BB: 1 P: 19	1B: 2 2B: 3 3B: 0 HR: 0	SF: 0 SAC: 1 DP: 1 HBP: 0	WP: 0 PB: 0 SB: 1 CS: 0	PA: 35							
PITCHER	IP	WLS	BF	H	R	ER	SO	BB	IBB	HBP	BLK	WP	HR	S	P	ERA	WHIP										
Jorge Sosa, R ERA: 2.56	6.0	W	24	4	1	1	3	1	1	0	0	0	0	56	93	1.50	0.833										
48 Blaine Boyer, R ERA: 2.0	1.0	H	3	0	0	0	2	0	0	0	0	0	0	10	15	0.00	0.000										
John Foster, L ERA: 3.46	0.2	H	2	0	0	0	0	0	0	0	0	0	0	6	8	0.00	0.000										
Kyle Farnsworth, R ERA: 2.26	1.1	S	6	1	0	0	3	1	0	0	0	0	0	15	29	0.00	1.500										

AB	32
R	3
H	5
RBI	3
BB	4
SO	9
LOB	15



Batter	1	2	3	4	5	6	7	8	9	AB	R	H	RBI	BB	SO	LOB	TOP					
Juan Pierre, L (1.8) OBP: 0.320, SLG: 0.344										3	3	1	0	0	1	1						
Jeff Conine, R (1.7) OBP: 0.381, SLG: 0.405										4	3	3	2	1	0	0						
Miguel Cabrera, R (1.5) OBP: 0.396, SLG: 0.582										5	0	2	2	0	0	2						
Carlos Delgado, L (1.3) OBP: 0.390, SLG: 0.560										4	0	1	1	0	1	3						
Juan Encarnacion, R (1.9) OBP: 0.366, SLG: 0.476										3	0	1	1	1	0	0						
Damon Easley, R (1.4) OBP: 0.300, SLG: 0.429										3	0	0	0	1	1	2						
Alex Gonzalez, R (1.6) OBP: 0.318, SLG: 0.375										4	0	0	0	0	0	2						
20 Matt Treanor, R (1.2) OBP: 0.312, SLG: 0.292										4	0	0	0	0	3	0						
Paul Lo Duca, R (9.2) OBP: 0.355, SLG: 0.397										0	0	0	0	0	0	0						
Jason Vargas, L (1.1) Randy Messenger, R (6.1) Lenny Harris, R (6.1) Chris Aguirre, R (6.1) Antonio Alfonseca, R (8.1) Todd Jones, L (8.1)										3	1	2	0	0	0	0						
Inning Stats	R: 2 E: 0 K: 0 S: 9	H: 1 LOB: 0 BB: 0 P: 14	R: 0 E: 0 K: 1 S: 9	H: 0 LOB: 0 BB: 0 P: 11	R: 2 E: 1 K: 0 S: 14	H: 3 LOB: 2 BB: 1 P: 27	R: 0 E: 0 K: 1 S: 11	H: 1 LOB: 1 BB: 0 P: 17	R: 1 E: 0 K: 0 S: 14	H: 3 LOB: 2 BB: 1 P: 25	R: 2 E: 0 K: 2 S: 15	H: 2 LOB: 1 BB: 1 P: 27	R: 0 E: 0 K: 1 S: 5	H: 0 LOB: 0 BB: 0 P: 8	R: 0 E: 0 K: 2 S: 7	H: 0 LOB: 0 BB: 0 P: 10	R: 0 E: 0 K: 0 S: 7	H: 0 LOB: 0 BB: 0 P: 12	1B: 7 2B: 3 3B: 0 HR: 0	SF: 1 SAC: 1 DP: 2 HBP: 1	WP: 0 PB: 0 SB: 2 CS: 0	PA: 40
PITCHER	IP WLS BF H R ER SO BB IBB HBP BLK WP HR S P ERA WHIP																					
Glendon Rusch, L (1.1) ERA: 4.35	4.2 L 24 8 5 4 2 2 0 0 1 0 0 0 0 54 89 7.71 2.143																					
43 Michael Wuertz, R (5.1) ERA: 4.53	1.1 7 2 2 2 2 1 0 0 0 0 0 0 0 18 32 13.50 2.250																					
Scott Williamson, R (7.1) ERA: 9.82	1.1 4 0 0 0 0 2 0 0 0 0 0 0 0 8 14 0.00 0.000																					
13 Will Ohman, L (8.1) ERA: 2.41	0.2 2 0 0 0 0 1 0 0 0 0 0 0 0 4 4 0.00 0.000																					
44 Roberto Novoa, R (9.1) ERA: 3.98	1.0 3 0 0 0 0 0 0 0 0 0 0 0 0 7 12 0.00 0.000																					

Florida Marlins @ Chicago Cubs
Wrigley Field, Chicago, IL
Fri Aug 26 2005, 1:20 PM CDT
Att: 38,544 - Sunny - 81 F

AB 34
R 7
H 10
RBI 6
BB 3
SO 7
LOB 10



Batter	1	2	3	4	5	6	7	8	9	AB	R	H	RBI	BB	SO	LOB	BOTTOM					
Jerry Hairston, R (1.8) OBP: 0.339, SLG: 0.385										4	1	2	3	0	1	0						
Matt Lawton, L (1.7) OBP: 0.396, SLG: 0.412										3	0	1	1	2	1	0						
44 Roberto Novoa, R (9.1) OBP: 0.434, SLG: 0.682										4	0	0	0	1	2	3						
25 Derrek Lee, R (1.3) OBP: 0.434, SLG: 0.682										4	0	0	0	1	2	3						
Michael Barrett, R (1.2) OBP: 0.357, SLG: 0.503										5	1	2	0	0	0	3						
Nomar Garciaparra, R (1.5) OBP: 0.297, SLG: 0.337										4	0	0	0	0	0	4						
13 Will Ohman, L (8.1) ERA: 2.41										0	0	0	0	0	0	0						
Jose Macias, S (9.7) OBP: 0.298, SLG: 0.336										1	0	0	0	0	0	1						
Jeromy Burnitz, L (1.9) OBP: 0.325, SLG: 0.444										3	1	1	1	2	0	1						
Neifi Perez, S (1.4) OBP: 0.301, SLG: 0.396										4	1	3	0	0	0	1						
5 Ronny Cedeno, R (1.6) OBP: 0.295, SLG: 0.345										4	1	1	0	0	0	3						
Glendon Rusch, L (1.1) OBP: 0.167, SLG: 0.207										2	0	1	0	0	0	1						
43 Michael Wuertz, R (5.1) ERA: 4.53										0	0	0	0	0	0	0						
Todd Hollandsworth, L (6.1) OBP: 0.302, SLG: 0.388										1	0	0	0	0	1	3						
Scott Williamson, R (7.1) ERA: 9.82										0	0	0	0	0	0	0						
Todd Walker, L (8.4) OBP: 0.351, SLG: 0.468										1	0	0	0	0	0	0						
Inning Stats	R: 0 E: 0 K: 1 S: 6	H: 0 LOB: 0 BB: 0 P: 9	R: 0 E: 0 K: 0 S: 8	H: 1 LOB: 2 BB: 1 P: 16	R: 0 E: 0 K: 0 S: 10	H: 1 LOB: 3 BB: 2 P: 19	R: 0 E: 0 K: 0 S: 11	H: 1 LOB: 1 BB: 0 P: 17	R: 0 E: 0 K: 1 S: 9	H: 0 LOB: 0 BB: 0 P: 14	R: 5 E: 0 K: 2 S: 17	H: 6 LOB: 1 BB: 0 P: 26	R: 0 E: 0 K: 0 S: 6	H: 0 LOB: 1 BB: 1 P: 17	R: 0 E: 0 K: 1 S: 12	H: 1 LOB: 2 BB: 1 P: 21	R: 0 E: 0 K: 0 S: 9	H: 1 LOB: 0 BB: 0 P: 10	1B: 7 2B: 4 3B: 0 HR: 0	SF: 0 SAC: 1 DP: 1 HBP: 0	WP: 0 PB: 0 SB: 0 CS: 0	PA: 42
PITCHER	IP WLS BF H R ER SO BB IBB HBP BLK WP HR S P ERA WHIP																					
Jason Vargas, L (1.1) ERA: 3.16	5.2 W 29 9 5 0 0 1 1 0 0 0 0 0 0 9 23 0.00 0.750																					
Randy Messenger, R (6.1) ERA: 5.03	1.1 H 5 0 0 0 0 1 1 0 0 0 0 0 0 9 23 0.00 0.750																					
Antonio Alfonseca, R (8.1) ERA: 2.41	0.2 H 4 1 0 0 0 0 1 0 0 0 0 0 0 8 16 0.00 3.000																					
Todd Jones, R (8.1) ERA: 1.09	1.1 S 4 1 0 0 0 1 0 0 0 0 0 0 0 13 15 0.00 0.750																					

Florida Marlins @ Chicago Cubs
Wrigley Field, Chicago, IL
Fri Aug 26 2005, 1:20 PM CDT
Att: 38,544 - Sunny - 81 F

AB 36
R 5
H 11
RBI 5
BB 5
SO 5
LOB 20



Batter	1	2	3	4	5	6	7	8	9	AB	R	H	RBI	BB	SO	LOB	TOP								
Juan Pierre, L OBP: 0.322, SLG: 0.344	3-2 SH1-3 SF9 HBP		2-2 F9		0-1 G4-6-3			0-1 G6-3 1B		3	1	1	0	0	0	3									
Jeff Conine, R OBP: 0.376, SLG: 0.400	1-1 SH1-3			0-0 G6-3			1-2 F9	2-0 G6-3 1-2		3	0	0	0	0	0	1									
Miguel Cabrera, R OBP: 0.395, SLG: 0.582	0-0 SF9			0-1 F8			2-2 2B	3-2 G6-3 2-3		3	0	1	1	0	0	1									
Carlos Delgado, L OBP: 0.387, SLG: 0.555 Todd Jones, L OBP: 0.500, SLG: 0.500	1-1 G4-3			2-1 F8			0-3 2B		0-0 G4-3	4	0	0	0	0	1	1									
Juan Encarnacion, R OBP: 0.367, SLG: 0.479		0-0 G4-6-3 1B			1-1 1B HBP		1-2 G6-3		1-1 F9	4	1	2	0	0	0	1									
Damon Easley, R OBP: 0.299, SLG: 0.426	0-1 G4-6-3				0-0 20 BB 1B				0-0 L7	4	0	1	0	0	1	1									
Alex Gonzalez, R OBP: 0.316, SLG: 0.373	0-2 G4-3				2-2 P4				0-0 F9	3	0	0	0	0	0	2									
20 Matt Treanor, R OBP: 0.313, SLG: 0.286 Paulo Duca, R OBP: 0.355, SLG: 0.397			3-2 F8		4-2 HBP BB				0-0 G1-3	2	0	0	0	1	0	0									
Dontrelle Willis, L OBP: 0.247, SLG: 0.257 Guillermo Mota, R OBP: 0.289, SLG: 0.353			2-1 G1-3		1-1 G4-6-3 HBP				1-1 G4-3	2	0	0	0	0	0	0									
Inning Stats	R: 1 E: 0 K: 0 S: 8	H: 0 LOB: 0 BB: 0 P: 12	R: 0 E: 0 K: 0 S: 7	H: 1 LOB: 0 BB: 0 P: 7	R: 0 E: 0 K: 0 S: 8	H: 0 LOB: 0 BB: 0 P: 15	R: 0 E: 0 K: 0 S: 5	H: 0 LOB: 0 BB: 0 P: 7	R: 0 E: 0 K: 1 S: 13	H: 2 LOB: 2 BB: 1 P: 19	R: 0 E: 0 K: 1 S: 13	H: 1 LOB: 1 BB: 0 P: 17	R: 0 E: 0 K: 1 S: 5	H: 0 LOB: 0 BB: 0 P: 6	R: 0 E: 0 K: 0 S: 9	H: 1 LOB: 1 BB: 0 P: 14	R: 0 E: 0 K: 0 S: 4	H: 0 LOB: 0 BB: 0 P: 5	1B: 3 2B: 2 3B: 0 HR: 0	SF: 1 SAC: 1 DP: 2 HBP: 2	WP: 0 PB: 0 SB: 2 CS: 0	PA: 33			
PITCHER Greg Maddux, R ERA: 4.43	IP: 9.0 WLS: L BF: 33	H: 5 R: 2 ER: 2 SO: 2	BB: 1 IBB: 0 HBP: 2 BLK: 0	WP: 0 HR: 0 S: 72 P: 102	ERA: 2.00 WHIP: 0.667																				

Florida Marlins @ Chicago Cubs
Wrigley Field, Chicago, IL
Sat Aug 27 2005, 12:20 PM CDT
Att: 39,202 - Partly Cloudy - 77 F

AB 28
R 2
H 5
RBI 2
BB 1
SO 2
LOB 10



Batter	1	2	3	4	5	6	7	8	9	AB	R	H	RBI	BB	SO	LOB	BOTTOM								
Jerry Hairston, R OBP: 0.338, SLG: 0.383	2-1 G6-3		1-1 G1-3		0-3 K			2-2 SH5-4 1B		4	0	1	0	0	1	1									
Todd Walker, L OBP: 0.354, SLG: 0.468	0-1 FC6-4 1B		4-2 HBP		3-2 F7			0-0 SH5-4 1-2		2	0	1	0	0	0	1									
25 Derrek Lee, R OBP: 0.431, SLG: 0.676	1-0 F9		3-3 K		1-2 F8			1-2 F8		4	0	0	0	0	1	4									
Michael Barrett, R OBP: 0.353, SLG: 0.497	1-0 FC6-4			0-0 G6-3			1-1 F9	3-1 F7		4	0	0	0	0	0	2									
Nomar Garciaparra, R OBP: 0.304, SLG: 0.343		2-0 FC4-6 1B		0-0 2B 1B			1-0 L8		0-3 K	4	1	2	0	0	1	0									
Jeromy Burnitz, L OBP: 0.326, SLG: 0.448		1-1 FC4-6 CS		3-2 HBP 2B			2-3 K		0-0 2B	4	0	2	1	0	1	1									
Neifi Perez, S OBP: 0.300, SLG: 0.393		4-1 BB		1-3 K			1-3 K		0-2 F7	3	0	0	0	1	2	2									
Corey Patterson, L OBP: 0.263, SLG: 0.366		1-1 P4		1-1 G4-3			0-0 F9		1-2 G3	4	0	0	0	0	0	3									
Greg Maddux, R OBP: 0.220, SLG: 0.271			1-3 K		0-1 1B		2-2 G6-3			3	0	1	0	0	1	0									
Inning Stats	R: 0 E: 0 K: 0 S: 6	H: 1 LOB: 1 BB: 0 P: 10	R: 0 E: 0 K: 0 S: 6	H: 1 LOB: 1 BB: 1 P: 14	R: 0 E: 0 K: 2 S: 12	H: 0 LOB: 1 BB: 0 P: 21	R: 1 E: 0 K: 1 S: 10	H: 2 LOB: 1 BB: 0 P: 15	R: 0 E: 0 K: 1 S: 12	H: 1 LOB: 1 BB: 0 P: 16	R: 0 E: 0 K: 1 S: 6	H: 0 LOB: 0 BB: 0 P: 10	R: 0 E: 0 K: 1 S: 7	H: 0 LOB: 0 BB: 0 P: 10	R: 0 E: 0 K: 0 S: 13	H: 1 LOB: 1 BB: 0 P: 19	R: 0 E: 0 K: 1 S: 12	H: 1 LOB: 1 BB: 0 P: 13	1B: 5 2B: 2 3B: 0 HR: 0	SF: 0 SAC: 1 DP: 0 HBP: 1	WP: 0 PB: 0 SB: 0 CS: 1	PA: 35			
PITCHER Dontrelle Willis, L ERA: 2.61 Guillermo Mota, R ERA: 4.24 Todd Jones, R ERA: 1.07	IP: 7.1 WLS: W BF: 29	H: 6 R: 1 ER: 1 SO: 6	BB: 1 IBB: 0 HBP: 0 BLK: 0	WP: 0 HR: 0 S: 67 P: 106	ERA: 1.23 WHIP: 0.955																				

Florida Marlins @ Chicago Cubs
Wrigley Field, Chicago, IL
Sat Aug 27 2005, 12:20 PM CDT
Att: 39,202 - Partly Cloudy - 77 F

AB 32
R 1
H 7
RBI 1
BB 1
SO 7
LOB 14



Batter	1	2	3	4	5	6	7	8	9	AB	R	H	RBI	BB	SO	LOB	TOP							
Juan Pierre, L OBP: 0.321, SLG: 0.345 (1, 8)	F9			F7		HR 2B		F8		4	1	1	0	0	0	1								
Jeff Conine, R OBP: 0.382, SLG: 0.406 (1, 7) (8, 3)	F9			G4-3 1B		HR 1B		1B		4	1	3	0	0	0	0								
Miguel Cabrera, R OBP: 0.392, SLG: 0.578 (1, 5) (8, 7)	K			G4-3		F4		P6		4	0	0	0	0	1	5								
Carlos Delgado, L OBP: 0.386, SLG: 0.559 Brian Moehler, R OBP: 0.135, SLG: 0.114 (8, 1)		G6-3		F7		HR		F9		4	1	1	3	0	0	3								
Juan Encarnacion, R OBP: 0.295, SLG: 0.475 Chris Aguila, R OBP: 0.234, SLG: 0.258 (8, 9)		G6-3			K	G4-3			G1-3	3	0	0	0	0	1	0								
Damon Easley, R OBP: 0.295, SLG: 0.420 Lenny Harris, L OBP: 0.344, SLG: 0.357 (8, PH)					K			P4	G1-3	3	0	0	0	0	2	0								
Luis Castillo, S OBP: 0.391, SLG: 0.368 (1, 4)								G5-3	G1-3	2	0	0	0	2	0	0								
20 Matt Treanor, R OBP: 0.307, SLG: 0.280 Paulo Duca, R OBP: 0.354, SLG: 0.396 (7, PH) (7, 2)					G6-4-3			G6-3		2	0	0	0	0	0	2								
Josh Beckett, R OBP: 0.182, SLG: 0.180 Antonio Alfonseca, R OBP: 0.135, SLG: 0.114 John Riedling, R OBP: 0.290, SLG: 0.357 (8, PH) (8, 5)										2	0	0	0	0	2	0								
Inning Stats	R: 0 E: 0 K: 1 S: 8	H: 0 LOB: 0 BB: 0 P: 9	R: 0 E: 0 K: 1 S: 7	H: 0 LOB: 0 BB: 0 P: 10	R: 0 E: 0 K: 1 S: 7	H: 0 LOB: 0 BB: 1 P: 14	R: 0 E: 0 K: 0 S: 8	H: 1 LOB: 1 BB: 0 P: 10	R: 0 E: 0 K: 2 S: 8	H: 0 LOB: 0 BB: 1 P: 17	R: 3 E: 0 K: 1 S: 13	H: 3 LOB: 0 BB: 0 P: 18	R: 0 E: 0 K: 0 S: 6	H: 0 LOB: 0 BB: 0 P: 11	R: 0 E: 0 K: 0 S: 11	H: 2 LOB: 2 BB: 0 P: 19	R: 0 E: 0 K: 0 S: 9	H: 0 LOB: 0 BB: 0 P: 14	1B: 3 2B: 2 3B: 0 HR: 1	SF: 0 SAC: 0 DP: 1 HBP: 0	WP: 0 PB: 0 SB: 0 CS: 0	PA: 34		
PITCHER	IP WLS BF H R ER SO BB IBB HBP BLK WP HR S P ERA WHIP	8.0 W 31 6 3 3 6 2 0 0 0 0 1 68 108 3.38 1.000	1.0 3 0 0 0 0 0 0 0 0 0 0 0 9 14 0.00 0.000																					

Florida Marlins @ Chicago Cubs
Wrigley Field, Chicago, IL
Sun Aug 28 2005, 1:20 PM CDT
Att: 38,763 - Partly Cloudy - 77 F

AB 32
R 3
H 6
RBI 3
BB 2
SO 6
LOB 11



Batter	1	2	3	4	5	6	7	8	9	AB	R	H	RBI	BB	SO	LOB	BOTTOM						
Jerry Hairston, R OBP: 0.342, SLG: 0.386 (1, 8)	F7		P5							5	1	3	4	0	0	0							
Todd Walker, L OBP: 0.349, SLG: 0.460 (1, 4)	K			G4-3	F8					5	0	0	0	0	1	4							
25 Derrek Lee, R OBP: 0.432, SLG: 0.688 46 Ryan Dempster, R OBP: 0.077, SLG: 0.077 (9, 1)				L4		E6 FC4-6 5 1B		HR		5	4	3	3	0	0	0							
Jeromy Burnitz, L OBP: 0.327, SLG: 0.447 (1, 9)	L4			F9				HR		4	1	1	0	1	0	0							
Nomar Garciaparra, R OBP: 0.317, SLG: 0.358 Jose Macias, S OBP: 0.298, SLG: 0.336 (8, PR) (9, 5)		P2				24 BB 1B		HR		4	2	2	0	1	0	2							
Todd Hollandsworth, L OBP: 0.304, SLG: 0.392 (1, 7)	F8									5	2	2	2	0	1	3							
5 Ronny Cedeno, R OBP: 0.318, SLG: 0.355 (1, 6)					F8					4	1	2	2	1	1	2							
24 Henry Blanco, R OBP: 0.277, SLG: 0.375 (1, 2)				G1-3						4	1	1	3	1	1	4							
3B Carlos Zambrano, S OBP: 0.250, SLG: 0.422 Scott McClain, R (9, 3)				K						4	1	1	0	0	2	4							
Inning Stats	R: 1 E: 0 K: 1 S: 13	H: 1 LOB: 0 BB: 0 P: 19	R: 0 E: 0 K: 1 S: 5	H: 0 LOB: 0 BB: 0 P: 9	R: 0 E: 0 K: 1 S: 5	H: 0 LOB: 0 BB: 0 P: 8	R: 0 E: 0 K: 0 S: 5	H: 0 LOB: 0 BB: 0 P: 7	R: 2 E: 0 K: 1 S: 15	H: 3 LOB: 2 BB: 1 P: 26	R: 1 E: 1 K: 1 S: 16	H: 1 LOB: 2 BB: 1 P: 22	R: 8 E: 0 K: 0 S: 29	H: 7 LOB: 1 BB: 2 P: 51	R: 2 E: 0 K: 1 S: 19	H: 3 LOB: 2 BB: 0 P: 27	1B: 9 2B: 3 3B: 1 HR: 2	SF: 0 SAC: 0 DP: 0 HBP: 0	WP: 1 PB: 0 SB: 2 CS: 0	PA: 44			
PITCHER	IP WLS BF H R ER SO BB IBB HBP BLK WP HR S P ERA WHIP	6.0 L 28 7 6 5 5 2 0 0 0 0 0 12 24 0.00 9.000	0.1 4 2 0 0 0 0 1 0 0 0 0 0 14 21 81.00 6.000	1.0 6 3 2 2 1 0 0 0 0 0 0 1 19 27 18.00 3.000																			

Florida Marlins @ Chicago Cubs
Wrigley Field, Chicago, IL
Sun Aug 28 2005, 1:20 PM CDT
Att: 38,763 - Partly Cloudy - 77 F

AB 40
R 14
H 15
RBI 14
BB 4
SO 6
LOB 19



Batter	1	2	3	4	5	6	7	8	9	AB	R	H	RBI	BB	SO	LOB	TOP		
Antonio Perez, R (1.5) <small>OBP: 0.378, SLG: 0.438</small> 17 Jason Repko, R (7.8) <small>OBP: 0.284, SLG: 0.363</small>	0-1 F9	1-0 12 1B	1-1 F7		0-2 F9		1-3 K			5	1	1	2	0	1	2			
13 Oscar Robles, L (1.6) <small>OBP: 0.354, SLG: 0.382</small>	4-2 12 FC5-4 BB	2-1 L3	1-0 12 2B		0-1 G6-4-3			1-0 F7		4	1	1	0	1	0	3			
12 Jeff Kent, R (1.4) <small>OBP: 0.377, SLG: 0.512</small>	3-1 FC5-4	2-1 FC5 1B	0-0 1B		4-1 1B BB			1-0 F9		4	1	2	4	1	0	1			
Ricky Ledee, L (1.7) <small>OBP: 0.349, SLG: 0.474</small> Jose Valentin, S (3.7) <small>OBP: 0.351, SLG: 0.285</small> <small>(3.7)</small> <small>(7.5)</small>	0-0 G3	1-0 E 1B	0-1 F9		2-2 F8			0-3 K		2	0	1	0	0	0	1			
Jason Phillips, R (1.3) <small>OBP: 0.294, SLG: 0.381</small>		1-0 BB 1B		2-2 G6-3		1-3 1B		1-3 K		5	1	2	0	0	1	1			
Jayson Werth, R (1.8) <small>OBP: 0.337, SLG: 0.402</small> <small>(7.7)</small>				4-0 FC3-6 BB		2-3 K		2-2 K		3	2	2	1	2	1	2			
Dioner Navarro, S (1.2) <small>OBP: 0.376, SLG: 0.326</small>				3-2 F8		3-3 K		2-1 G6-3		5	0	0	0	0	1	8			
José Cruz Jr., S (1.9) <small>OBP: 0.350, SLG: 0.416</small>		4-0 BB 2B	2-2 13 1B SH3-4 12 2B		0-0 FC3-6		2-2 F7		1-3 K2-3	4	2	1	0	1	1	1			
D.J. Houlton, R (1.1) <small>OBP: 0.240, SLG: 0.182</small> 43 Yhency Brazoban, R (6.1) <small>ERA: 4.37</small> Giovanni Carrara, R (8.1) <small>ERA: 4.23</small> Steve Schmolli, R (9.1) <small>ERA: 3.46</small> Duaner Sanchez, R (9.1)		4-2 BB 2B	1-1 SH3-4		4-2 13 G6-4-3 BB		1-3 K			0	1	0	1	2	0	0			
Inning Stats	R: 0 E: 0 K: 0 S: 8	H: 0 LOB: 1 BB: 1 P: 15	R: 6 E: 1 K: 0 S: 18	H: 5 LOB: 3 BB: 3 P: 41	R: 2 E: 0 K: 0 S: 12	H: 3 LOB: 1 BB: 0 P: 17	R: 0 E: 0 K: 0 S: 7	H: 0 LOB: 1 BB: 1 P: 16	R: 0 E: 0 K: 2 S: 13	H: 1 LOB: 2 BB: 1 P: 24	R: 0 E: 0 K: 1 S: 11	H: 0 LOB: 0 BB: 0 P: 15	R: 0 E: 0 K: 1 S: 5	H: 0 LOB: 0 BB: 0 P: 7	R: 1 E: 0 K: 2 S: 11	H: 1 LOB: 0 BB: 0 P: 17	1B: 7 2B: 2 3B: 0 HR: 1	SF: 0 SAC: 1 DP: 1 HBP: 0	WP: 0 PA: 44 PB: 0 SB: 0 CS: 0
PITCHER	IP WLS BF H R ER SO BB IBB HBP BLK WP HR S P ERA WHIP	IP WLS BF H R ER SO BB IBB HBP BLK WP HR S P ERA WHIP	IP WLS BF H R ER SO BB IBB HBP BLK WP HR S P ERA WHIP	IP WLS BF H R ER SO BB IBB HBP BLK WP HR S P ERA WHIP	IP WLS BF H R ER SO BB IBB HBP BLK WP HR S P ERA WHIP	IP WLS BF H R ER SO BB IBB HBP BLK WP HR S P ERA WHIP	IP WLS BF H R ER SO BB IBB HBP BLK WP HR S P ERA WHIP	IP WLS BF H R ER SO BB IBB HBP BLK WP HR S P ERA WHIP	IP WLS BF H R ER SO BB IBB HBP BLK WP HR S P ERA WHIP	IP WLS BF H R ER SO BB IBB HBP BLK WP HR S P ERA WHIP	IP WLS BF H R ER SO BB IBB HBP BLK WP HR S P ERA WHIP	IP WLS BF H R ER SO BB IBB HBP BLK WP HR S P ERA WHIP	IP WLS BF H R ER SO BB IBB HBP BLK WP HR S P ERA WHIP	IP WLS BF H R ER SO BB IBB HBP BLK WP HR S P ERA WHIP	IP WLS BF H R ER SO BB IBB HBP BLK WP HR S P ERA WHIP	IP WLS BF H R ER SO BB IBB HBP BLK WP HR S P ERA WHIP	IP WLS BF H R ER SO BB IBB HBP BLK WP HR S P ERA WHIP	IP WLS BF H R ER SO BB IBB HBP BLK WP HR S P ERA WHIP	

Los Angeles Dodgers @ Chicago Cubs
Wrigley Field, Chicago, IL
Mon Aug 29 2005, 7:05 PM CDT
Att: 37,625 - Clear - 76 F

AB 36
R 9
H 10
RBI 8
BB 7
SO 7
LOB 21



Batter	1	2	3	4	5	6	7	8	9	AB	R	H	RBI	BB	SO	LOB	BOTTOM				
Jerry Hairston, R (1.8) <small>OBP: 0.340, SLG: 0.383</small> <small>(8.7)</small>	1-1 G6-3		2-2 G6-3		0-2 F9		2-2 P2		1-1 2B 1B	5	1	1	0	0	0	0					
Todd Walker, L (1.4) <small>OBP: 0.353, SLG: 0.473</small>	1-1 G3		4-0 BB		0-0 HR		1-2 F9		0-1 1B 2B	4	1	2	2	1	0	0					
25 Derrek Lee, R (1.3) <small>OBP: 0.428, SLG: 0.681</small>	2-2 F9		1-2 F9		1-1 P3			2-1 G5-3	0-0 G5-3	5	0	0	0	0	0	2					
Jeromy Burnitz, L (1.9) <small>OBP: 0.330, SLG: 0.463</small>		2-1 HR		2-1 F8		1-0 HR		3-2 1B E 2B		4	3	3	2	0	0	0					
Nomar Garciaparra, R (1.5) <small>OBP: 0.323, SLG: 0.389</small>		2-1 G5-3		1-0 HR		1-1 G6-3		0-1 E 1B		4	1	2	1	0	0	0					
Todd Hollandsworth, L (1.7) <small>OBP: 0.301, SLG: 0.388</small> 34 Kerry Wood, R (8.1) <small>OBP: 0.158, SLG: 0.222</small> Scott McClain, R (8.7) <small>ERA: 4.37</small> Scott Williamson, R (9.1)		0-1 F7		1-0 G6-3		0-3 K		0-0 E5	1-2 G6-4-3	3	0	0	0	0	1	0					
Neifi Perez, S (1.6) <small>OBP: 0.304, SLG: 0.397</small>	2-2 1B		2-1 E8 1B		0-1 1B			0-1 G6-4-3	1-2 1-2	4	0	3	0	0	0	2					
Michael Barrett, R (1.2) <small>OBP: 0.349, SLG: 0.492</small>	1-1 P4		1-2 F9		2-0 G6-3			3-2 L9		4	0	0	0	0	0	3					
Jerome Williams, R (1.1) <small>OBP: 0.143, SLG: 0.190</small> Todd Wellemeyer, R (2.1) <small>OBP: 0.295, SLG: 0.250</small> Jose Macias, S (5.7) <small>OBP: 0.256, SLG: 0.333</small> 43 Michael Wuertz, R (6.1) <small>ERA: 4.58</small> Corey Patterson, L (7.7) <small>OBP: 0.302, SLG: 0.364</small> <small>(8.8)</small>			2-2 L9		1-3 K		2-3 K		2-3 K	0	0	0	0	0	0	0					
Inning Stats	R: 0 E: 0 K: 0 S: 7	H: 0 LOB: 0 BB: 0 P: 11	R: 1 E: 0 K: 0 S: 11	H: 2 LOB: 1 BB: 0 P: 18	R: 0 E: 0 K: 0 S: 15	H: 0 LOB: 1 BB: 1 P: 24	R: 1 E: 1 K: 0 S: 9	H: 2 LOB: 1 BB: 0 P: 16	R: 1 E: 0 K: 1 S: 9	H: 1 LOB: 0 BB: 0 P: 11	R: 1 E: 0 K: 1 S: 9	H: 2 LOB: 0 BB: 0 P: 13	R: 0 E: 0 K: 1 S: 14	H: 0 LOB: 0 BB: 0 P: 19	R: 1 E: 1 K: 0 S: 10	H: 2 LOB: 1 BB: 0 P: 15	R: 1 E: 0 K: 1 S: 15	H: 2 LOB: 1 BB: 0 P: 21	1B: 5 2B: 2 3B: 0 HR: 4	SF: 0 SAC: 0 DP: 1 HBP: 0	WP: 0 PA: 39 PB: 0 SB: 0 CS: 0
PITCHER	IP WLS BF H R ER SO BB IBB HBP BLK WP HR S P ERA WHIP	IP WLS BF H R ER SO BB IBB HBP BLK WP HR S P ERA WHIP	IP WLS BF H R ER SO BB IBB HBP BLK WP HR S P ERA WHIP	IP WLS BF H R ER SO BB IBB HBP BLK WP HR S P ERA WHIP	IP WLS BF H R ER SO BB IBB HBP BLK WP HR S P ERA WHIP	IP WLS BF H R ER SO BB IBB HBP BLK WP HR S P ERA WHIP	IP WLS BF H R ER SO BB IBB HBP BLK WP HR S P ERA WHIP	IP WLS BF H R ER SO BB IBB HBP BLK WP HR S P ERA WHIP	IP WLS BF H R ER SO BB IBB HBP BLK WP HR S P ERA WHIP	IP WLS BF H R ER SO BB IBB HBP BLK WP HR S P ERA WHIP	IP WLS BF H R ER SO BB IBB HBP BLK WP HR S P ERA WHIP	IP WLS BF H R ER SO BB IBB HBP BLK WP HR S P ERA WHIP	IP WLS BF H R ER SO BB IBB HBP BLK WP HR S P ERA WHIP	IP WLS BF H R ER SO BB IBB HBP BLK WP HR S P ERA WHIP	IP WLS BF H R ER SO BB IBB HBP BLK WP HR S P ERA WHIP	IP WLS BF H R ER SO BB IBB HBP BLK WP HR S P ERA WHIP	IP WLS BF H R ER SO BB IBB HBP BLK WP HR S P ERA WHIP	IP WLS BF H R ER SO BB IBB HBP BLK WP HR S P ERA WHIP			

Los Angeles Dodgers @ Chicago Cubs
Wrigley Field, Chicago, IL
Mon Aug 29 2005, 7:05 PM CDT
Att: 37,625 - Clear - 76 F

AB 38
R 6
H 11
RBI 6
BB 1
SO 4
LOB 8



Batter	1	2	3	4	5	6	7	8	9	AB	R	H	RBI	BB	SO	LOB	TOP										
Jayson Werth, R OBP: 0.330, SLG: 0.392	2-3 K	0-2 1B	2-3 K			0-0 L6		3-3 K		5	0	1	2	0	3	3											
13 Oscar Robles, L OBP: 0.346, SLG: 0.353	1-2 G1-3	2-1 L3		0-1 G1-3		0-0 G4-3			0-2 G6-3	5	0	0	0	0	0	3											
12 Jeff Kent, R Willy Aybar, S	0-3 K		0-1 HR	1-0 G5-3		3-2 F8			1-2 G1-3	4	1	1	0	0	1	0											
Olmedo Saenz, R OBP: 0.347, SLG: 0.527		1-1 G4-3	0-0 HR	2-2 F8		0-0 1B			4-0 BB	4	1	2	2	1	0	0											
Jason Phillips, R OBP: 0.298, SLG: 0.380		4-2 1B	2-1 BB		0-3 K		3-3 K		4-2 BB	3	2	1	0	2	2	1											
Mike Edwards, R OBP: 0.296, SLG: 0.356		0-1 1B	4-2 BB		0-0 G6-3		1-2 F9		1-0 L7	4	2	1	0	1	0	3											
José Cruz Jr., S OBP: 0.356, SLG: 0.432		0-0 1B	1-1 BB		1-2 2B			4-1 BB		3	1	3	3	1	0	0											
17 Jason Repko, R OBP: 0.283, SLG: 0.361		0-0 1B	0-3 K		2-3 K			3-2 FC6-4		4	0	1	0	0	2	3											
Derek Lowe, R OBP: 0.148, SLG: 0.185	3-3 K		2-3 K			1-2 1B		1-2 F9		4	0	1	0	0	2	5											
Inning Stats	R: 0 E: 0 K: 2 S: 10	H: 0 LOB: 0 BB: 0 P: 13	R: 3 E: 0 K: 1 S: 17	H: 4 LOB: 2 BB: 1 P: 27	R: 4 E: 0 K: 3 S: 22	H: 4 LOB: 1 BB: 1 P: 33	R: 0 E: 0 K: 0 S: 8	H: 0 LOB: 0 BB: 0 P: 11	R: 0 E: 0 K: 2 S: 11	H: 1 LOB: 1 BB: 0 P: 14	R: 0 E: 0 K: 1 S: 5	H: 1 LOB: 0 BB: 0 P: 6	R: 0 E: 0 K: 1 S: 12	H: 1 LOB: 1 BB: 0 P: 19	R: 0 E: 0 K: 1 S: 10	H: 0 LOB: 1 BB: 2 P: 21	R: 0 E: 0 K: 0 S: 10	H: 0 LOB: 2 BB: 2 P: 20	1B: 8 2B: 1 3B: 1 HR: 1	SF: 0 SAC: 0 DP: 1 HBP: 0	WP: 0 PB: 0 SB: 0 CS: 0	PA: 42					
PITCHER	IP	WLS	BF	H	R	ER	SO	BB	IBB	HBP	BLK	WP	HR	S	P	ERA	WHIP										
Glendon Rusch, L ERA: 4.83	2.0	L	15	7	7	3	5	2	0	0	0	0	1	37	56	31.50	4.500										
43 Michael Wuertz, R ERA: 4.15	3.0		11	2	0	0	3	0	0	0	0	0	0	31	42	0.00	0.667										
Scott Williamson, R ERA: 6.68	1.0		3	1	0	0	0	0	0	0	0	0	0	5	6	0.00	1.000										
Jermaine Van Buren, R ERA: 2.27	2.0		8	1	0	0	2	1	0	0	0	0	0	22	40	0.00	1.000										
13 Will Ohman, L ERA: 2.27	1.0		5	0	0	0	0	2	0	0	0	0	0	10	20	0.00	2.000										

Los Angeles Dodgers @ Chicago Cubs
Wrigley Field, Chicago, IL
Wed Aug 31 2005, 1:20 PM CDT
Att: 37,489 - Sunny - 72 F

AB 37
R 7
H 11
RBI 7
BB 5
SO 10
LOB 18



Batter	1	2	3	4	5	6	7	8	9	AB	R	H	RBI	BB	SO	LOB	BOTTOM										
Jerry Hairston, R OBP: 0.337, SLG: 0.382	0-2 G3-6-1		0-1 F9			1-2 P5			2-1 G5-3	4	0	1	0	0	0	1											
Neftali Pérez, S OBP: 0.302, SLG: 0.393	0-1 G3-6-1			1-1 L6			1-2 G4-3		1-0 P6	4	0	0	0	0	0	1											
25 Derrek Lee, R Scott McClain, R	1-3 K			3-3 K			1-3 K			2	0	0	0	0	2	0											
Jeromy Burnitz, L 5 Ronny Cedeno, R		2-1 G3		2-2 L8			4-2 FC6-4			2	0	0	0	1	0	0											
Nomar Garciaparra, R 13 Will Ohman, L		2-1 F9			0-3 K		1-0 FC6-4			3	0	0	0	0	1	1											
Todd Walker, L OBP: 0.351, SLG: 0.472		2-2 L9			2-2 G4-3			1-0 F9		3	0	0	0	0	0	0											
Michael Barrett, R OBP: 0.349, SLG: 0.489			4-1 BB		2-2 G6-3			1-2 G6-3		2	0	0	0	1	0	0											
Corey Patterson, L OBP: 0.260, SLG: 0.361			3-3 K			0-0 B1			0-0 G4-3	3	0	0	0	0	1	1											
Glendon Rusch, L 43 Michael Wuertz, R Scott Williamson, R 19 Matt Murton, R Jermaine Van Buren, R Jose Macias, S	11.1		1-3 K		2-3 K				1-1 G4-3	0	0	0	0	0	0	0											
Inning Stats	R: 0 E: 0 K: 1 S: 9	H: 1 LOB: 0 BB: 0 P: 10	R: 0 E: 0 K: 0 S: 7	H: 0 LOB: 0 BB: 0 P: 13	R: 0 E: 0 K: 2 S: 9	H: 0 LOB: 1 BB: 1 P: 17	R: 0 E: 0 K: 1 S: 11	H: 0 LOB: 0 BB: 0 P: 17	R: 0 E: 0 K: 1 S: 9	H: 0 LOB: 0 BB: 0 P: 12	R: 0 E: 0 K: 1 S: 10	H: 0 LOB: 1 BB: 1 P: 17	R: 0 E: 0 K: 0 S: 5	H: 0 LOB: 0 BB: 0 P: 7	R: 0 E: 0 K: 0 S: 5	H: 0 LOB: 0 BB: 0 P: 9	1B: 1 2B: 0 3B: 0 HR: 0	SF: 0 SAC: 0 DP: 1 HBP: 0	WP: 0 PB: 0 SB: 0 CS: 0	PA: 29							
PITCHER	IP	WLS	BF	H	R	ER	SO	BB	IBB	HBP	BLK	WP	HR	S	P	ERA	WHIP										
Derek Lowe, R ERA: 3.91	9.0	W	29	1	0	0	7	2	0	0	0	0	0	74	115	0.00	0.333										

Los Angeles Dodgers @ Chicago Cubs
Wrigley Field, Chicago, IL
Wed Aug 31 2005, 1:20 PM CDT
Att: 37,489 - Sunny - 72 F

AB 27
R 0
H 1
RBI 0
BB 2
SO 7
LOB 5



Batter	1	2	3	4	5	6	7	8	9	AB	R	H	RBI	BB	SO	LOB	TOP								
Jerry Hairston, R OBP: 0.335, SLG: 0.379	1-2 F7		0-2 F9			0-1 F7	1-2 G6-3		1-1 SF9 1B	5	1	1	2	0	0	0									
Neft Perez, S OBP: 0.305, SLG: 0.397	1-0 F8		2-2 1B			1-0 L9	1-1 E S 1B		1-2 SF9 1B 1-3 1B	5	1	3	0	0	0	0									
Todd Walker, L OBP: 0.358, SLG: 0.476	3-2 1B		2-2 1B			0-0 HR 1B	1-2 F8		1-2 SF9 BB	4	1	3	1	1	0	1									
Nomar Garciaparra, R OBP: 0.309, SLG: 0.423	0-1 F8		3-2 P3			0-0 1H HR		0-1 G5-3	1-2 SF9	4	1	1	3	0	0	2									
Jeremy Burnitz, L OBP: 0.330, SLG: 0.457		1-0 G1-3	2-1 P5			2-2 G6-3		1-2 P6		4	0	0	0	1	0	1									
Michael Barrett, R OBP: 0.348, SLG: 0.494 46 Ryan Dempster, R OBP: 0.071, SLG: 0.071		2-1 F7		3-2 G4-3		2-2 HR		1-1 G1-3	0-2 G1-3	4	1	1	1	0	0	0									
Scott McClain, R OBP: 0.429, SLG: 0.500		0-2 E 1B		1-3 K		1-0 G6-3			4-1 24 SH5-4 1B BB	3	1	1	0	1	1	0									
Corey Patterson, L OBP: 0.262, SLG: 0.362		1-1 E8 1B		2-3 K		1-1 G6-3			0-1 24 SH5-4 1B 1B	4	1	2	0	0	1	0									
Greg Maddux, R ERA: 3.47 43 Michael Wuerztz, R ERA: 4.09 19 Matt Murton, R OBP: 0.240, SLG: 0.449 Scott Williamson, R ERA: 7.84 44 Roberto Novoa, R ERA: 3.47 24 Henry Blanco, R OBP: 0.278, SLG: 0.334		1-1 G2-3		1-1 F9		0-2 G4-3			0-0 SH5-4	2	0	0	0	0	0	2									
Inning Stats	R: 0 E: 0 K: 0 S: 11	H: 1 LOB: 1 BB: 0 P: 16	R: 0 E: 1 K: 0 S: 10	H: 2 LOB: 2 BB: 0 P: 15	R: 1 E: 0 K: 0 S: 18	H: 2 LOB: 1 BB: 0 P: 27	R: 0 E: 0 K: 2 S: 11	H: 0 LOB: 0 BB: 0 P: 17	R: 0 E: 0 K: 0 S: 5	H: 0 LOB: 0 BB: 0 P: 7	R: 3 E: 0 K: 0 S: 11	H: 3 LOB: 0 BB: 0 P: 17	R: 0 E: 0 K: 0 S: 7	H: 1 LOB: 1 BB: 0 P: 14	R: 0 E: 0 K: 0 S: 7	H: 0 LOB: 0 BB: 0 P: 9	R: 3 E: 0 K: 0 S: 23	H: 3 LOB: 3 BB: 3 P: 38	1B: 9 2B: 1 3B: 0 HR: 2	SF: 1 SAC: 1 DP: 0 HBP: 0	WP: 0 PB: 0 SB: 1 CS: 0	PA: 42			
PITCHER	IP	WLS	BF	H	R	ER	SO	BB	IBB	HBP	BLK	WP	HR	S	P	ERA	WHIP								
Josh Fogg, R ERA: 4.97	5.1	L	24	8	4	4	2	0	0	0	0	0	2	63	94	6.75	1.500								
16 Salomon Torres, R ERA: 3.39	0.2		2	0	0	0	0	0	0	0	0	0	0	3	5	0.00	0.000								
Rick White, R ERA: 3.68	0.2		3	1	0	0	0	0	0	0	0	0	0	8	10	0.00	1.500								
34 John Grabow, L ERA: 3.83	1.1		4	0	0	0	0	0	0	0	0	0	0	10	13	0.00	0.000								
Michael Gonzalez, L ERA: 3.48	0.0		2	1	2	2	0	1	0	0	0	0	0	3	7	=	=								
PITCHER	IP	WLS	BF	H	R	ER	SO	BB	IBB	HBP	BLK	WP	HR	S	P	ERA	WHIP								
Brian Meadows, R ERA: 4.91	1.0		7	2	1	1	0	0	1	0	0	0	0	20	31	9.00	3.000								

Chicago Cubs @ Pittsburgh Pirates
PNC Park, Pittsburgh, PA
Fri Sep 02 2005, 7:05 PM EDT
Att: 24,976 - Clear - 76 F

AB	37
R	7
H	12
RBI	7
BB	3
SO	2
LOB	9



Batter	1	2	3	4	5	6	7	8	9	AB	R	H	RBI	BB	SO	LOB	BOTTOM								
12 Freddy Sanchez, R OBP: 0.329, SLG: 0.351	0-1 G5-3		1-1 F7			0-1 WP 1B	1-2 G5-3		0-1 1B	5	0	2	1	0	0	2									
Rob Mackowiak, L OBP: 0.341, SLG: 0.413	1-0 F8			2-1 G3		2-2 WP 1B		1-3 K	0-2 1B	5	0	2	1	0	1	0									
Jason Bay, R OBP: 0.392, SLG: 0.556	2-2 S 1B			2-2 P3		3-3 K		2-1 41 2B 2B		4	1	2	0	0	1	2									
Craig Wilson, R OBP: 0.403, SLG: 0.367 34 John Grabow, L OBP: 0.328, SLG: 0.418		3-3 K		1-3 K		0-3 K		1-3 K		3	0	0	0	0	3	3									
Darvle Ward, L OBP: 0.328, SLG: 0.418		1-2 K				1-2 2-3				1	0	0	0	0	1	1									
41 Ryan Doumit, S OBP: 0.332, SLG: 0.398			1-3 K			0-0 G6-3		1-3 K	3-2 2B	4	0	1	1	0	2	2									
Brad Eldred, R OBP: 0.283, SLG: 0.441 Michael Gonzalez, R OBP: 0.285, SLG: 0.417		0-2 G6-3				0-3 K		0-3 K	2-2 F7	4	0	0	0	0	2	1									
Brian Meadows, R ERA: 4.91										0	0	0	0	0	0	0									
Ty Wigginton, R OBP: 0.285, SLG: 0.417		2-2 L9				3-3 K		0-3 K2-3		4	0	0	0	0	2	0									
2 Jack Wilson, R OBP: 0.285, SLG: 0.350						0-0 G4-3		2-1 13 1B 1B	1-1 12 WP 1B	4	1	3	0	0	0	0									
Josh Fogg, R OBP: 0.167, SLG: 0.133 16 Salomon Torres, R OBP: 0.500, SLG: 0.500 13 Nate McLouth, L OBP: 0.176, SLG: 0.294 Rick White, R ERA: 3.47						1-3 K		1-0 12 1B 1B	0-1 12 WP 1B	1	0	0	0	0	1	0									
Tike Redman, L OBP: 0.296, SLG: 0.346						1-2 1B		1-2 1B		2	0	1	0	0	0	1									
Inning Stats	R: 0 E: 0 K: 1 S: 9	H: 1 LOB: 1 BB: 0 P: 15	R: 0 E: 0 K: 1 S: 10	H: 0 LOB: 0 BB: 0 P: 13	R: 0 E: 0 K: 1 S: 6	H: 0 LOB: 0 BB: 0 P: 8	R: 0 E: 0 K: 2 S: 8	H: 0 LOB: 0 BB: 0 P: 13	R: 0 E: 0 K: 2 S: 9	H: 0 LOB: 0 BB: 0 P: 12	R: 2 E: 0 K: 3 S: 19	H: 4 LOB: 2 BB: 0 P: 28	R: 0 E: 0 K: 2 S: 13	H: 2 LOB: 2 BB: 0 P: 15	R: 1 E: 0 K: 2 S: 13	H: 2 LOB: 1 BB: 0 P: 20	R: 0 E: 0 K: 0 S: 10	H: 3 LOB: 2 BB: 0 P: 13	1B: 10 2B: 2 3B: 0 HR: 0	SF: 0 SAC: 0 DP: 0 HBP: 0	WP: 2 PB: 0 SB: 1 CS: 0	PA: 38			
PITCHER	IP	WLS	BF	H	R	ER	SO	BB	IBB	HBP	BLK	WP	HR	S	P	ERA	WHIP								
Greg Maddux, R ERA: 4.41	5.0	W	20	5	2	2	6	0	0	0	0	1	0	10	14	0.00	0.000								
43 Michael Wuerztz, R ERA: 4.09	1.0	H	3	0	0	0	3	0	0	0	0	1	0	13	15	0.00	2.000								
Scott Williamson, R ERA: 7.84	1.0	H	5	2	0	0	2	0	0	0	0	1	0	13	15	0.00	2.000								
44 Roberto Novoa, R ERA: 3.47	0.2	H	4	2	1	1	2	0	0	0	0	0	0	12	19	13.50	3.000								
46 Ryan Dempster, R ERA: 3.71	1.1	S	6	3	0	0	0	0	0	0	0	0	0	11	14	0.00	2.250								

Chicago Cubs @ Pittsburgh Pirates
PNC Park, Pittsburgh, PA
Fri Sep 02 2005, 7:05 PM EDT
Att: 24,976 - Clear - 76 F

AB	38
R	3
H	12
RBI	3
BB	0
SO	13
LOB	12



Batter	1	2	3	4	5	6	7	8	9	AB	R	H	RBI	BB	SO	LOB	TOP										
Jerry Hairston, R OBP: 0.335, SLG: 0.377	G1-3		K		G1-3		F7			4	0	0	0	0	1	2											
Neft Perez, S OBP: 0.306, SLG: 0.397	1B		G1-3			2B 1B		P6		4	1	2	0	0	0	0											
25 Derrek Lee, R OBP: 0.426, SLG: 0.673	F7			G6-3		2B 1B		K		4	0	1	0	0	1	1											
Jeromy Burnitz, L OBP: 0.328, SLG: 0.457	F8			P5		2B		K		4	0	1	1	0	1	1											
Nomar Garciaparra, R OBP: 0.313, SLG: 0.446		HR		G6-3		P2				4	1	2	1	0	0	2											
Todd Walker, L OBP: 0.361, SLG: 0.476				G1-6-3 BB		FC3-5 2B		F7		2	0	1	0	2	0	1											
Michael Barrett, R OBP: 0.347, SLG: 0.490			P4		FC3-5 HBP	G6-4-3		K		3	0	0	0	0	1	5											
Corey Patterson, L OBP: 0.259, SLG: 0.358	G1-6-3				L6			F9		4	0	0	0	0	1	4											
Jerome Williams, R OBP: 0.125, SLG: 0.167			G5-3		FC3-5					3	0	0	0	0	0	2											
13 Will Ohman, L ERA: 3.26										0	0	0	0	0	0	0											
44 Roberto Novoa, R ERA: 3.56										0	0	0	0	0	0	0											
46 Ryan Dempster, R ERA: 4.47										0	0	0	0	0	0	0											
Inning Stats	R: 0 E: 0 K: 0 S: 6	H: 1 LOB: 1 BB: 0 P: 10	R: 1 E: 0 K: 0 S: 10	H: 1 LOB: 0 BB: 1 P: 21	R: 0 E: 0 K: 1 S: 6	H: 0 LOB: 0 BB: 0 P: 8	R: 0 E: 0 K: 0 S: 7	H: 0 LOB: 0 BB: 0 P: 10	R: 0 E: 0 K: 0 S: 10	H: 1 LOB: 2 BB: 0 P: 15	R: 1 E: 0 K: 0 S: 10	H: 3 LOB: 2 BB: 1 P: 21	R: 0 E: 0 K: 1 S: 8	H: 0 LOB: 0 BB: 0 P: 12	R: 0 E: 0 K: 2 S: 8	H: 0 LOB: 0 BB: 0 P: 11	R: 0 E: 0 K: 1 S: 8	H: 1 LOB: 1 BB: 0 P: 12	1B: 3 2B: 3 3B: 0 HR: 1	SF: 0 SAC: 0 DP: 2 HBP: 1	WP: 0 PB: 0 SB: 0 CS: 0	PA: 35					
PITCHER	IP	WLS	BF	H	R	ER	SO	BB	IBB	HBP	BLK	WP	HR	S	P	ERA	WHIP										
Kip Wells, R ERA: 4.62	5.0	L	22	6	2	2	1	1	0	1	0	0	1	45	73	3.60	1.400										
16 Salomon Torres, R ERA: 3.26	2.0		6	0	0	0	1	0	1	0	0	0	0	12	24	0.00	0.000										
Rick White, R ERA: 3.56	1.0		3	0	0	0	2	0	0	0	0	0	0	8	11	0.00	0.000										
34 John Grabow, L ERA: 3.79	0.1		2	1	0	0	0	0	0	0	0	0	0	3	5	0.00	3.000										
Jose Mesa, R ERA: 4.47	0.2		2	0	0	0	1	0	0	0	0	0	0	5	7	0.00	0.000										

Chicago Cubs @ Pittsburgh Pirates
PNC Park, Pittsburgh, PA
Sun Sep 04 2005, 1:35 PM EDT
Att: 23,204 - Partly Cloudy - 73 F

AB 32
R 2
H 7
RBI 2
BB 2
SO 5
LOB 18



Batter	1	2	3	4	5	6	7	8	9	AB	R	H	RBI	BB	SO	LOB	BOTTOM										
12 Freddy Sanchez, R OBP: 0.330, SLG: 0.348	G6-3		FC6-4 1B			G1-3		WP BB		3	0	1	0	1	0	0											
Rob Mackowiak, L OBP: 0.337, SLG: 0.407	F7		F8			K		K		3	0	0	0	0	1	1											
Brad Eldred, R OBP: 0.252, SLG: 0.422						K		K		1	0	0	0	0	1	1											
34 John Grabow, L ERA: 3.79						K				0	0	0	0	0	0	0											
Jose Mesa, R ERA: 4.47								G5-3		3	0	0	0	0	1	2											
Jason Bay, R OBP: 0.392, SLG: 0.551	FC6-4 HBP		FC6-4 1-2																								
Craig Wilson, R OBP: 0.401, SLG: 0.376	FC6-4			G6-3		SH1-3 BB 1B		K		4	0	1	0	0	1	1											
Daryle Ward, L OBP: 0.329, SLG: 0.416				K		SH1-3 BB		K		3	0	1	0	1	2	0											
Ty Wigginton, R OBP: 0.294, SLG: 0.412					P6	SH1-3		K		3	0	1	0	0	1	0											
11 Humberto Cota, R OBP: 0.283, SLG: 0.389																											
2 Jack Wilson, R OBP: 0.285, SLG: 0.351	G1-6-3				L6	G6-3				3	0	0	0	0	0	4											
Kip Wells, R OBP: 0.184, SLG: 0.250										2	0	0	0	0	0	0											
16 Salomon Torres, R OBP: 0.300, SLG: 0.500										0	0	0	0	0	0	0											
Rick White, R ERA: 3.56										0	0	0	0	0	0	0											
Tike Redman, L OBP: 0.294, SLG: 0.343								G6-3		1	0	0	0	0	0	0											
Inning Stats	R: 0 E: 0 K: 0 S: 9	H: 0 LOB: 1 BB: 0 P: 15	R: 0 E: 0 K: 1 S: 7	H: 2 LOB: 1 BB: 0 P: 13	R: 0 E: 0 K: 0 S: 7	H: 1 LOB: 1 BB: 0 P: 11	R: 0 E: 0 K: 1 S: 8	H: 0 LOB: 0 BB: 0 P: 10	R: 0 E: 0 K: 2 S: 7	H: 0 LOB: 0 BB: 0 P: 10	R: 0 E: 0 K: 1 S: 8	H: 1 LOB: 2 BB: 1 P: 15	R: 0 E: 0 K: 1 S: 10	H: 0 LOB: 1 BB: 1 P: 18	R: 0 E: 0 K: 3 S: 11	H: 0 LOB: 0 BB: 0 P: 15	1B: 4 2B: 0 3B: 0 HR: 0	SF: 0 SAC: 1 DP: 1 HBP: 1	WP: 1 PB: 0 SB: 0 CS: 0	PA: 33							
PITCHER	IP	WLS	BF	H	R	ER	SO	BB	IBB	HBP	BLK	WP	HR	S	P	ERA	WHIP										
Jerome Williams, R ERA: 4.77	7.1	W	28	4	0	0	5	2	0	1	0	0	0	57	95	0.00	0.818										
13 Will Ohman, L ERA: 2.23	0.1	H	1	0	0	0	1	0	0	0	0	0	0	3	5	0.00	0.000										
44 Roberto Novoa, R ERA: 3.44	0.1	H	1	0	0	0	0	0	0	0	0	1	0	2	3	0.00	0.000										
46 Ryan Dempster, R ERA: 3.66	1.0	S	3	0	0	0	3	0	0	0	0	0	0	11	15	0.00	0.000										

Chicago Cubs @ Pittsburgh Pirates
PNC Park, Pittsburgh, PA
Sun Sep 04 2005, 1:35 PM EDT
Att: 23,204 - Partly Cloudy - 73 F

AB 29
R 0
H 4
RBI 0
BB 2
SO 9
LOB 13



Batter	1	2	3	4	5	6	7	8	9	AB	R	H	RBI	BB	SO	LOB	TOP								
Jerry Hairston, R OBP: 0.336, SLG: 0.374	G5-3		K			G5-3		G3 SH5-4 HBP	G4-3 BB	3	0	0	1	1	1	0	Chicago Cubs @ St. Louis Cardinals Busch Stadium, St. Louis, MO Mon Sep 05 2005, 1:15 PM CDT Att: 49,646 - Sunny - 82 F								
5 Ronny Cedeno, R OBP: 0.351, SLG: 0.380 Jose Macias, S OBP: 0.287, SLG: 0.326	P6			F9		WP 25 E 1B BB		SH5-4	SF8	2	1	0	0	1	0	0									
25 Derrek Lee, R OBP: 0.426, SLG: 0.669	F9			FC4-6 1B		E5 WP 1B		G3 IBB	G4-3	4	1	1	0	1	0	3									
Jeremy Burnitz, L OBP: 0.327, SLG: 0.455		G4-3		FC4-6 1-2		1B 1B		G3		4	0	1	2	0	0	3									
Nomar Garciaparra, R OBP: 0.324, SLG: 0.459				P6		1B 1B				3	0	2	0	1	0	1									
Todd Walker, L OBP: 0.359, SLG: 0.472 44 Roberto Novoa, R 13 Will Ohman, L Sergio Mitre, R OBP: 0.364, SLG: 0.455				F8		24 CS BB		G6-3	F8	3	0	0	0	1	0	6									
24 Henry Blanco, R OBP: 0.289, SLG: 0.409				F9						0	0	0	0	0	0	0									
Corey Patterson, L OBP: 0.259, SLG: 0.357			K							0	0	0	0	0	0	0									
22 Mark Prior, R OBP: 0.233, SLG: 0.244 Scott McClain, R OBP: 0.375, SLG: 0.429 43 Michael Wuerztz, R Nelfi Perez, S OBP: 0.307, SLG: 0.399			G6-3			G5-3		F8		2	0	0	0	0	0	0									
										1	0	0	0	0	0	0									
										1	0	1	0	0	0	0									
										1	0	1	0	0	0	0									
Inning Stats	R: 0 E: 0 K: 0 S: 5	H: 0 LOB: 0 BB: 0 P: 7	R: 0 E: 0 K: 0 S: 7	H: 1 LOB: 1 BB: 0 P: 16	R: 0 E: 0 K: 2 S: 7	H: 0 LOB: 0 BB: 0 P: 10	R: 0 E: 0 K: 0 S: 6	H: 1 LOB: 1 BB: 0 P: 13	R: 0 E: 0 K: 1 S: 7	H: 0 LOB: 1 BB: 1 P: 14	R: 2 E: 1 K: 0 S: 18	H: 2 LOB: 2 BB: 1 P: 34	R: 0 E: 0 K: 0 S: 8	H: 0 LOB: 0 BB: 0 P: 11	R: 0 E: 0 K: 0 S: 6	H: 0 LOB: 3 BB: 2 P: 16	R: 2 E: 0 K: 0 S: 18	H: 3 LOB: 1 BB: 1 P: 27	1B: 6 2B: 1 3B: 0 HR: 0	SF: 1 SAC: 1 DP: 1 HBP: 1	WP: 1 PB: 0 SB: 0 CS: 1	PA: 39			
PITCHER	IP	WLS	BF	H	R	ER	SO	BB	IBB	HBP	BLK	WP	HR	S	P	ERA	WHIP								
Jeff Suppan, R ERA: 3.76	6.0		24	4	2	0	3	2	0	0	0	1	0	50	94	0.00	1.000								
AI Reyes, R ERA: 2.52	1.0		3	0	0	0	0	0	0	0	0	0	0	8	11	0.00	0.000								
48 Brad Thompson, R ERA: 2.93	0.1		3	0	0	0	0	0	1	1	0	0	0	1	6	0.00	0.000								
Ray King, L ERA: 2.95	0.2	W	3	0	0	0	0	1	0	0	0	0	0	5	10	0.00	1.500								
44 Jason Istringhausen, R ERA: 2.39	0.0		4	3	2	2	0	1	0	0	0	0	0	11	17	=	=								

AB	31
R	4
H	7
RBI	4
BB	5
SO	3
LOB	15



Batter	1	2	3	4	5	6	7	8	9	AB	R	H	RBI	BB	SO	LOB	BOTTOM								
22 David Eckstein, R OBP: 0.355, SLG: 0.392	P2							L7	K	3	2	0	1	0	0	Chicago Cubs @ St. Louis Cardinals Busch Stadium, St. Louis, MO Mon Sep 05 2005, 1:15 PM CDT Att: 49,646 - Sunny - 82 F									
Abraham Nunez, S OBP: 0.361, SLG: 0.389	G4-3								1B 5 HR BB	4	1	2	1	0	1										
5 Albert Pujols, R OBP: 0.431, SLG: 0.621									1B	3	1	2	3	1	0										
15 Jim Edmonds, L OBP: 0.399, SLG: 0.537									1B	5	1	1	1	0	3										
Larry Walker, L OBP: 0.368, SLG: 0.468									HR	4	0	0	0	0	0										
Mark Grudzielanek, R OBP: 0.333, SLG: 0.414									HR	4	0	0	0	0	0										
53 John Rodriguez, L OBP: 0.370, SLG: 0.434 So Taguchi, R OBP: 0.336, SLG: 0.427										2	0	0	0	1	1										
										1	0	1	0	0	0										
Einar Diaz, R OBP: 0.236, SLG: 0.264										3	0	0	0	0	2										
										2	1	1	0	0	0										
										0	0	0	0	0	0										
										0	0	0	0	0	0										
Inning Stats	R: 0 E: 0 K: 1 S: 10	H: 1 LOB: 1 BB: 0 P: 17	R: 0 E: 0 K: 1 S: 11	H: 0 LOB: 1 BB: 1 P: 20	R: 0 E: 0 K: 1 S: 13	H: 1 LOB: 0 BB: 0 P: 16	R: 0 E: 0 K: 1 S: 9	H: 0 LOB: 0 BB: 0 P: 13	R: 2 E: 0 K: 1 S: 16	H: 3 LOB: 1 BB: 1 P: 27	R: 0 E: 0 K: 1 S: 7	H: 0 LOB: 0 BB: 0 P: 11	R: 0 E: 0 K: 1 S: 7	H: 0 LOB: 0 BB: 0 P: 11	R: 4 E: 0 K: 1 S: 18	H: 4 LOB: 2 BB: 1 P: 29	1B: 6 2B: 1 3B: 0 HR: 2	SF: 0 SAC: 0 DP: 0 HBP: 1	WP: 1 PB: 0 SB: 0 CS: 0	PA: 37					
PITCHER	IP	WLS	BF	H	R	ER	SO	BB	IBB	HBP	BLK	WP	HR	S	P	ERA	WHIP								
22 Mark Prior, R ERA: 3.69	6.0		25	5	2	2	6	1	0	0	0	1	0	66	104	3.00	1.000								
43 Michael Wuerztz, R ERA: 4.02	1.0		3	0	0	0	1	0	0	0	0	0	0	7	11	0.00	0.000								
44 Roberto Novoa, R ERA: 4.17	0.0	L	3	2	3	3	0	1	0	0	0	0	1	6	12	=	=								
13 Will Ohman, L ERA: 2.43	0.2		5	2	1	1	0	0	0	1	0	0	1	9	12	13.50	3.000								
Sergio Mitre, R ERA: 5.63	0.1		1	0	0	0	1	0	0	0	0	0	0	3	5	0.00	0.000								

AB	33
R	6
H	9
RBI	5
BB	3
SO	8
LOB	8



Batter	1	2	3	4	5	6	7	8	9	AB	R	H	RBI	BB	SO	LOB	TOP				
Jerry Hairston, R OBP: 0.339, SLG: 0.382 (1, 8)	P4		F9					G1-4-3		4	0	2	0	0	0	0	Chicago Cubs @ St. Louis Cardinals Busch Stadium, St. Louis, MO Wed Sep 07 2005, 7:10 PM CDT Att: 47,789 - Clear - 85 F				
5 Ronny Cedeno, R OBP: 0.333, SLG: 0.360 (1, 6)	G3		G4-3					G1-4-3		4	0	0	0	0	0	2					
25 Derrek Lee, R OBP: 0.426, SLG: 0.671 (1, 3)	K		FC5-4					FC5		4	0	2	0	0	1	0					
Nomar Garciaparra, R OBP: 0.321, SLG: 0.447 (1, 5)		G6-3	FC5-4					G1-3		4	0	1	0	0	0	1					
Michael Barrett, R OBP: 0.345, SLG: 0.485 (1, 2)		FC6						FC5		4	0	1	0	0	0	2					
Jeremy Burnitz, L OBP: 0.331, SLG: 0.456 (1, 9)	FC6		K					G6-4-3		4	1	2	0	0	1	1					
Neifi Perez, S OBP: 0.310, SLG: 0.404 (1, 4)			F8					G4-6-3		4	1	1	1	0	0	4					
19 Matt Murton, R OBP: 0.397, SLG: 0.478 Corey Patterson, L OBP: 0.291, SLG: 0.364 (9, 8)			G6-3					G6-3		3	0	1	1	0	0	0					
Greg Maddux, R OBP: 0.206, SLG: 0.254 43 Michael Wuerztz, R (6, 1)			F8					F8		0	0	0	0	0	0	0					
Jose Macias, S OBP: 0.285, SLG: 0.323 44 Roberto Novoa, R (8, 1)			K2-3							0	0	0	0	0	0	0					
46 Ryan Dempster, R OBP: 0.071, SLG: 0.071 (9, 1)										0	0	0	0	0	0	0					
Inning Stats	R: 0 E: 0 K: 1 S: 6	H: 0 LOB: 0 BB: 0 P: 7	R: 2 E: 0 K: 1 S: 15	H: 3 LOB: 1 BB: 0 P: 19	R: 0 E: 0 K: 0 S: 7	H: 1 LOB: 1 BB: 0 P: 12	R: 0 E: 0 K: 1 S: 5	H: 0 LOB: 0 BB: 0 P: 10	R: 0 E: 0 K: 0 S: 7	H: 1 LOB: 1 BB: 0 P: 12	R: 0 E: 0 K: 0 S: 5	H: 0 LOB: 0 BB: 0 P: 8	R: 0 E: 0 K: 0 S: 6	H: 1 LOB: 0 BB: 0 P: 7	R: 0 E: 0 K: 0 S: 8	H: 1 LOB: 0 BB: 0 P: 9	R: 0 E: 0 K: 0 S: 8	H: 3 LOB: 2 BB: 0 P: 12	1B: 9 2B: 1 3B: 0 HR: 0	SF: 0 SAC: 0 DP: 3 HBP: 0	WP: 0 PA: 34 PB: 0 SB: 0 CS: 0
PITCHER 30 Mark Mulder, L ERA: 3.54 (1, 1)	IP: 9.0 WLS: L BF: 34	H: 10 R: 2 ER: 2 SO: 3	BB: 0 IBB: 0 HBP: 0 BLK: 0	WP: 0 HR: 0 S: 67 P: 96	ERA: 2.00 WHIP: 1.111	PITCHER										IP: 9.0 WLS: L BF: 34	H: 10 R: 2 ER: 2 SO: 3	BB: 0 IBB: 0 HBP: 0 BLK: 0	WP: 0 HR: 0 S: 67 P: 96	ERA: 2.00 WHIP: 1.111	

Chicago Cubs @ St. Louis Cardinals
 Busch Stadium, St. Louis, MO
 Wed Sep 07 2005, 7:10 PM CDT
 Att: 47,789 - Clear - 85 F

AB 34
 R 2
 H 10
 RBI 2
 BB 0
 SO 3
 LOB 11



Batter	1	2	3	4	5	6	7	8	9	AB	R	H	RBI	BB	SO	LOB	BOTTOM				
22 David Eckstein, R OBP: 0.355, SLG: 0.391 (1, 6)	F9		G1-2-3							5	0	1	0	0	0	1	Chicago Cubs @ St. Louis Cardinals Busch Stadium, St. Louis, MO Wed Sep 07 2005, 7:10 PM CDT Att: 47,789 - Clear - 85 F				
Abraham Nunez, S OBP: 0.361, SLG: 0.389 (1, 5)			G1-2-3							5	0	2	0	0	1	1					
5 Albert Pujols, R OBP: 0.432, SLG: 0.624 (1, 3)	K		G1-2-3							4	1	3	1	0	1	1					
15 Jim Edmonds, L OBP: 0.393, SLG: 0.527 (1, 8)	G1-3		G1-2-3							4	0	0	0	0	1	5					
John Mabry, L OBP: 0.314, SLG: 0.437 (1, 9)			K							4	0	0	0	0	3	2					
So Taguchi, R OBP: 0.334, SLG: 0.426 (1, 7)										4	0	2	0	0	0	0					
4 Yadier Molina, R OBP: 0.302, SLG: 0.373 (1, 2)										2	0	0	0	2	0	1					
7 Hector Luna, R OBP: 0.330, SLG: 0.419 53 John Rodriguez, L OBP: 0.376, SLG: 0.436 (6, PH)										2	0	0	0	0	1	3					
30 Mark Mulder, L OBP: 0.180, SLG: 0.140 55 Skip Schumaker, L OBP: 0.125, SLG: 0.125 (9, PH)										1	0	0	0	0	0	1					
Inning Stats	R: 0 E: 0 K: 1 S: 9	H: 1 LOB: 1 BB: 0 P: 15	R: 0 E: 0 K: 1 S: 14	H: 1 LOB: 2 BB: 1 P: 21	R: 0 E: 0 K: 1 S: 12	H: 3 LOB: 2 BB: 0 P: 17	R: 0 E: 0 K: 1 S: 13	H: 0 LOB: 1 BB: 1 P: 22	R: 0 E: 0 K: 1 S: 8	H: 1 LOB: 2 BB: 0 P: 10	R: 0 E: 0 K: 1 S: 9	H: 1 LOB: 2 BB: 1 P: 16	R: 1 E: 0 K: 1 S: 12	H: 1 LOB: 0 BB: 0 P: 18	R: 0 E: 0 K: 1 S: 5	H: 0 LOB: 0 BB: 0 P: 9		R: 0 E: 0 K: 1 S: 10	H: 1 LOB: 1 BB: 0 P: 16	1B: 7 2B: 1 3B: 0 HR: 1	SF: 0 SAC: 0 DP: 1 HBP: 0
PITCHER Greg Maddux, R ERA: 4.28 43 Michael Wuerztz, R ERA: 4.08 44 Roberto Novoa, R ERA: 4.06 46 Ryan Dempster, R ERA: 3.57 (1, 1)	IP: 5.2 WLS: W BF: 25	H: 7 R: 0 ER: 0 SO: 4	BB: 2 IBB: 0 HBP: 0 BLK: 0	WP: 0 HR: 0 S: 61 P: 92	ERA: 0.00 WHIP: 1.588	PITCHER										IP: 5.2 WLS: W BF: 25	H: 7 R: 0 ER: 0 SO: 4	BB: 2 IBB: 0 HBP: 0 BLK: 0	WP: 0 HR: 0 S: 61 P: 92	ERA: 0.00 WHIP: 1.588	

Chicago Cubs @ St. Louis Cardinals
 Busch Stadium, St. Louis, MO
 Wed Sep 07 2005, 7:10 PM CDT
 Att: 47,789 - Clear - 85 F

AB 35
 R 1
 H 9
 RBI 1
 BB 3
 SO 8
 LOB 20



Batter	1	2	3	4	5	6	7	8	9	AB	R	H	RBI	BB	SO	LOB	TOP					
Jerry Hairston, R OBP: 0.333, SLG: 0.375	L8		K			K			1B	4	0	1	0	0	2	0	Chicago Cubs @ San Francisco Giants SBC Park, San Francisco, CA Fri Sep 09 2005, 10:15 PM EDT Att: 39,936 - Overcast - 60 F livebaseballscorecards.com					
Neft Perez, S OBP: 0.307, SLG: 0.398	WP BB		B1-3			F9			P3	3	0	0	0	1	0							
25 Derrek Lee, R OBP: 0.423, SLG: 0.673	F8					K2-3			P4	4	1	1	1	0	1	2						
Jeromy Burnitz, L OBP: 0.326, SLG: 0.449	K					G4-3			G4-3	4	0	0	0	0	1	2						
Nomar Garciaparra, R OBP: 0.317, SLG: 0.443	F8					G6-3			K	3	0	0	0	0	1	2						
Todd Walker, L OBP: 0.354, SLG: 0.464						F7			F7	3	0	0	0	0	0	0						
Michael Barrett, R OBP: 0.347, SLG: 0.491						G6-3			G6-3	3	0	0	0	0	1	0						
Corey Patterson, L OBP: 0.259, SLG: 0.361						K			G3	3	0	0	0	0	1	0						
Jerome Williams, R OBP: 0.115, SLG: 0.154						G1-3			G3	2	0	0	0	0	1	0						
Jose Macias, S OBP: 0.283, SLG: 0.321										1	0	0	0	0	0	0						
43 Michael Wurtz, R OBP: 0.283, SLG: 0.321										0	0	0	0	0	0	0						
Inning Stats	R: 0 E: 0 K: 1 S: 11	H: 0 LOB: 2 BB: 1 P: 18	R: 0 E: 0 K: 1 S: 9	H: 0 LOB: 0 BB: 0 P: 11	R: 0 E: 0 K: 2 S: 10	H: 0 LOB: 0 BB: 0 P: 12	R: 1 E: 0 K: 0 S: 5	H: 1 LOB: 0 BB: 0 P: 7	R: 0 E: 0 K: 1 S: 10	H: 0 LOB: 0 BB: 0 P: 14	R: 0 E: 0 K: 2 S: 8	H: 0 LOB: 0 BB: 0 P: 12	R: 0 E: 0 K: 1 S: 13	H: 0 LOB: 0 BB: 0 P: 16	R: 0 E: 0 K: 0 S: 5	H: 0 LOB: 0 BB: 0 P: 8	R: 0 E: 0 K: 0 S: 6	H: 1 LOB: 1 BB: 0 P: 7	1B: 1 2B: 0 3B: 0 HR: 1	SF: 0 SAC: 0 DP: 0 HBP: 0	WP: 1 PB: 0 SB: 0 CS: 0	PA: 31
PITCHER 18 Matt Cain, R ERA: 1.71	IP: 9.0 WLS: W BF: 31 H: 2 R: 1 ER: 1 SO: 8 BB: 1 IBB: 0 HBP: 0 BLK: 0 WP: 1 HR: 1 S: 77 P: 105 ERA: 1.00 WHIP: 0.333											PITCHER	IP: 9.0 WLS: W BF: 31 H: 2 R: 1 ER: 1 SO: 8 BB: 1 IBB: 0 HBP: 0 BLK: 0 WP: 1 HR: 1 S: 77 P: 105 ERA: 1.00 WHIP: 0.333									

Batter	1	2	3	4	5	6	7	8	9	AB	R	H	RBI	BB	SO	LOB	BOTTOM					
2 Randy Winn, S OBP: 0.345, SLG: 0.451	G4-3		13 G4-3						FC3-5 13 G6-3	4	0	2	0	0	0	1	Chicago Cubs @ San Francisco Giants SBC Park, San Francisco, CA Fri Sep 09 2005, 10:15 PM EDT Att: 39,936 - Overcast - 60 F livebaseballscorecards.com					
13 Omar Vizquel, S OBP: 0.338, SLG: 0.366	PO S BB		G4-3						G6-3	3	0	0	1	1	0	4						
J.T. Snow, L OBP: 0.351, SLG: 0.373	K		G6-3						G4-3	4	0	0	0	0	1	3						
Moises Alou, R OBP: 0.398, SLG: 0.493	PO		G1						K	3	1	0	0	1	1	0						
Ray Durham, S OBP: 0.366, SLG: 0.447			G6-3						G3	4	0	2	0	0	0	0						
Pedro Feliz, R OBP: 0.310, SLG: 0.437			G4-6-3						K	4	0	1	0	0	1	2						
40 Daniel Ortmeier, S OBP: 0.429, SLG: 0.333			G4-6-3						P6	3	0	1	1	0	0	2						
Mike Matheny, R OBP: 0.302, SLG: 0.417			E6 18 FC3-6						F9	3	0	0	0	0	0	2						
18 Matt Cain, R OBP: 0.143, SLG: 0.286			FC3-6 2 13 G4-3						E5 2 1B	3	1	1	0	0	0	1						
Inning Stats	R: 0 E: 0 K: 1 S: 7	H: 2 LOB: 1 BB: 0 P: 13	R: 0 E: 0 K: 0 S: 8	H: 2 LOB: 1 BB: 0 P: 11	R: 1 E: 1 K: 0 S: 9	H: 1 LOB: 1 BB: 0 P: 13	R: 0 E: 0 K: 0 S: 5	H: 0 LOB: 0 BB: 0 P: 11	R: 0 E: 0 K: 0 S: 13	H: 1 LOB: 2 BB: 0 P: 21	R: 1 E: 0 K: 0 S: 14	H: 2 LOB: 2 BB: 1 P: 23	R: 0 E: 0 K: 0 S: 9	H: 1 LOB: 1 BB: 0 P: 15	R: 0 E: 0 K: 2 S: 9	H: 0 LOB: 0 BB: 0 P: 12	R: 0 E: 0 K: 2 S: 9	H: 0 LOB: 0 BB: 0 P: 12	1B: 5 2B: 2 3B: 0 HR: 0	SF: 0 SAC: 0 DP: 1 HBP: 0	WP: 0 PB: 0 SB: 1 CS: 0	PA: 34
PITCHER Jerome Williams, R ERA: 4.52	IP: 7.0 WLS: L BF: 30 H: 7 R: 2 ER: 1 SO: 1 BB: 2 IBB: 0 HBP: 0 BLK: 0 WP: 0 HR: 0 S: 65 P: 107 ERA: 1.29 WHIP: 1.286											PITCHER	IP: 7.0 WLS: L BF: 30 H: 7 R: 2 ER: 1 SO: 1 BB: 2 IBB: 0 HBP: 0 BLK: 0 WP: 0 HR: 0 S: 65 P: 107 ERA: 1.29 WHIP: 1.286									
43 Michael Wurtz, R ERA: 4.02	IP: 1.0 WLS: L BF: 3 H: 0 R: 0 ER: 0 SO: 2 BB: 0 IBB: 0 HBP: 0 BLK: 0 WP: 0 HR: 0 S: 9 P: 12 ERA: 0.00 WHIP: 0.000											PITCHER	IP: 1.0 WLS: L BF: 3 H: 0 R: 0 ER: 0 SO: 2 BB: 0 IBB: 0 HBP: 0 BLK: 0 WP: 0 HR: 0 S: 9 P: 12 ERA: 0.00 WHIP: 0.000									

AB	30
R	1
H	2
RBI	1
BB	1
SO	8
LOB	7



AB	31
R	2
H	7
RBI	2
BB	2
SO	3
LOB	15




Batter	1	2	3	4	5	6	7	8	9	AB	R	H	RBI	BB	SO	LOB	TOP				
Corey Patterson, L OBP: 0.256, SLG: 0.357 (1, 8)	0-0 B5-3	0-1 G3			1-0 G4-3	1-2 G4-3		0-2 K		5	0	0	0	0	1	4	Chicago Cubs @ San Francisco Giants SBC Park, San Francisco, CA Sat Sep 10 2005, 4:05 PM EDT Att: 42,013 - Sunny - 66 F				
Jerry Hairston, R OBP: 0.356, SLG: 0.376 (1, 7)	1-2 FC4-6 HBP		0-0 F7		1-2 25 2B 1B		1-2 25 2B 1B	1-1 G4-3		4	2	2	0	0	0	2					
25 Derrek Lee, R OBP: 0.423, SLG: 0.674 (1, 3)	1-2 FC4-6		1-2 L9		0-1 1B 2B		2-1 1-H 2B		2-3 K	5	1	2	1	0	1	1					
Jeremy Burnitz, L OBP: 0.327, SLG: 0.448 (1, 9)	4-0 BB		2-1 G5-3		0-0 FC6-4 1B		2-3 K		2-1 F9	4	0	1	2	1	1	1					
Scott McClain, R OBP: 0.231, SLG: 0.250 (1, 5)	3-1 F9			1-0 F8	0-0 FC6-4 1-2		0-1 P3		0-2 G4-3	5	0	0	0	0	0	4					
Todd Walker, L OBP: 0.353, SLG: 0.462 (7, 1)		0-0 G3-1		1-2 K		2-0 FC4-6 1B		2-3 K		4	0	1	0	0	0	2					
44 Roberto Novoa, R (8, 1)										0	0	0	0	0	0	0					
46 Ryan Dempster, R OBP: 0.071, SLG: 0.071 (9, 1)										0	0	0	0	0	0	0					
5 Ronny Cedeno, R OBP: 0.356, SLG: 0.375 (2, 6)		3-1 24 1B HBP		3-1 1B		1-2 FC4-6 24 HR		0-2 F8		0	0	0	0	0	0	0					
24 Henry Blanco, R OBP: 0.301, SLG: 0.441 (1, 2)		2-2 1B		0-1 F7		0-0 1-H HR		2-1 1B		4	1	3	2	0	0	1					
22 Mark Prior, R OBP: 0.217, SLG: 0.227 (7, 4)		0-0 B2			1-0 G3-1	1-0 F9		2-1 1B		3	0	0	0	0	0	2					
Jose Macias, S OBP: 0.288, SLG: 0.326 (1, 1)								1-2 1B		1	0	1	0	0	0	0					
Inning Stats	R: 0 E: 1 K: 0 S: 10	H: 0 LOB: 2 BB: 1 P: 19	R: 0 E: 0 K: 0 S: 9	H: 1 LOB: 2 BB: 0 P: 14	R: 0 E: 0 K: 0 S: 6	H: 0 LOB: 0 BB: 0 P: 9	R: 0 E: 0 K: 1 S: 9	H: 1 LOB: 1 BB: 0 P: 14	R: 2 E: 0 K: 0 S: 9	H: 3 LOB: 1 BB: 0 P: 12	R: 2 E: 0 K: 2 S: 15	H: 2 LOB: 1 BB: 0 P: 22	R: 0 E: 0 K: 1 S: 12	H: 2 LOB: 2 BB: 0 P: 17	R: 0 E: 0 K: 1 S: 8	H: 0 LOB: 0 BB: 0 P: 12	1B: 8 2B: 2 3B: 0 HR: 1	SF: 0 SAC: 0 DP: 0 HBP: 2	WP: 0 PB: 0 SB: 0 CS: 0	PA: 41	
PITCHER	IP WLS BF H R ER SO BB IBB HBP BLK WP HR S P ERA WHIP	IP WLS BF H R ER SO BB IBB HBP BLK WP HR S P ERA WHIP	IP WLS BF H R ER SO BB IBB HBP BLK WP HR S P ERA WHIP	IP WLS BF H R ER SO BB IBB HBP BLK WP HR S P ERA WHIP	IP WLS BF H R ER SO BB IBB HBP BLK WP HR S P ERA WHIP	IP WLS BF H R ER SO BB IBB HBP BLK WP HR S P ERA WHIP	IP WLS BF H R ER SO BB IBB HBP BLK WP HR S P ERA WHIP	IP WLS BF H R ER SO BB IBB HBP BLK WP HR S P ERA WHIP	IP WLS BF H R ER SO BB IBB HBP BLK WP HR S P ERA WHIP	IP WLS BF H R ER SO BB IBB HBP BLK WP HR S P ERA WHIP	IP WLS BF H R ER SO BB IBB HBP BLK WP HR S P ERA WHIP	IP WLS BF H R ER SO BB IBB HBP BLK WP HR S P ERA WHIP	IP WLS BF H R ER SO BB IBB HBP BLK WP HR S P ERA WHIP	IP WLS BF H R ER SO BB IBB HBP BLK WP HR S P ERA WHIP	IP WLS BF H R ER SO BB IBB HBP BLK WP HR S P ERA WHIP	IP WLS BF H R ER SO BB IBB HBP BLK WP HR S P ERA WHIP	IP WLS BF H R ER SO BB IBB HBP BLK WP HR S P ERA WHIP	IP WLS BF H R ER SO BB IBB HBP BLK WP HR S P ERA WHIP	IP WLS BF H R ER SO BB IBB HBP BLK WP HR S P ERA WHIP	IP WLS BF H R ER SO BB IBB HBP BLK WP HR S P ERA WHIP	IP WLS BF H R ER SO BB IBB HBP BLK WP HR S P ERA WHIP

AB	38
R	5
H	11
RBI	5
BB	1
SO	5
LOB	17



Batter	1	2	3	4	5	6	7	8	9	AB	R	H	RBI	BB	SO	LOB	BOTTOM					
2 Randy Winn, S OBP: 0.347, SLG: 0.453 (1, 8)	3-2 2B 1B	2-2 2B			1-3 K		4-2 13 FC6-4 BB		3-3 K	4	1	2	0	1	2	0	Chicago Cubs @ San Francisco Giants SBC Park, San Francisco, CA Sat Sep 10 2005, 4:05 PM EDT Att: 42,013 - Sunny - 66 F					
13 Omar Vizquel, S OBP: 0.338, SLG: 0.363 (1, 6)	0-1 L7	2-2 P4			4-2 CS BB		1-0 FC6-4			3	0	0	0	1	0	4						
J.T. Snow, L OBP: 0.349, SLG: 0.374 (1, 3)	1-0 1B SF9	3-3 K			3-3 K		2-2 G3-1			4	1	1	1	0	2	2						
Moises Alou, R OBP: 0.401, SLG: 0.495 (1, 7)	4-2 SF9 1B BB		0-0 G6-3		1-0 F7		1-0 BB 1B			3	0	2	0	1	0	0						
Ray Durham, S OBP: 0.365, SLG: 0.445 (1, 4)	3-2 40 BB 1B		3-1 G6-3		2-0 F7		1-3 K			4	0	1	0	0	1	2						
Pedro Feliz, R OBP: 0.309, SLG: 0.435 (1, 5)	0-1 SF9		0-2 G5-3		1-2 P6		4-1 BB			2	0	0	1	1	0	0						
40 Daniel Ortmeier, S OBP: 0.364, SLG: 0.222 (1, 9)	4-2 BB			0-1 F7		3-1 F7		2-3 K		3	0	0	0	1	1	2						
Yamid Haad, R OBP: 0.087, SLG: 0.048 (1, 2)	1-3 K			1-1 L5		2-0 2 BB HBP		0-2 G6-3		2	0	0	0	0	1	3						
Lance Niekro, R OBP: 0.302, SLG: 0.486 (7, PH)										0	0	0	0	0	0	0						
60 Justin Knoedler, R (8, 2)										1	0	0	0	0	0	0						
41 Brad Hennessey, R OBP: 0.188, SLG: 0.281 (7, PH)										2	0	0	0	0	0	0						
Todd Linden, S OBP: 0.196, SLG: 0.192 (7, PH)										0	0	0	0	0	0	0						
Jeremy Accardo, R (8, 1)										0	0	0	0	0	0	0						
Tyler Walker, R (9, PH)										0	0	0	0	0	0	0						
Edgardo Alfonzo, R OBP: 0.201, SLG: 0.341 (9, PH)										1	0	0	0	0	0	0						
Inning Stats	R: 2 E: 0 K: 1 S: 21	H: 3 LOB: 3 BB: 2 P: 37	R: 0 E: 0 K: 2 S: 16	H: 1 LOB: 1 BB: 0 P: 23	R: 0 E: 0 K: 0 S: 6	H: 1 LOB: 0 BB: 0 P: 9	R: 0 E: 0 K: 1 S: 7	H: 0 LOB: 0 BB: 0 P: 8	R: 0 E: 0 K: 2 S: 10	H: 0 LOB: 0 BB: 1 P: 18	R: 0 E: 0 K: 0 S: 7	H: 0 LOB: 0 BB: 0 P: 11	R: 0 E: 0 K: 1 S: 11	H: 0 LOB: 2 BB: 1 P: 24	R: 0 E: 0 K: 2 S: 13	H: 1 LOB: 2 BB: 1 P: 23	R: 0 E: 0 K: 1 S: 8	H: 0 LOB: 0 BB: 0 P: 12	1B: 4 2B: 2 3B: 0 HR: 0	SF: 1 SAC: 0 DP: 1 HBP: 1	WP: 0 PB: 0 SB: 0 CS: 1	PA: 37
PITCHER	IP WLS BF H R ER SO BB IBB HBP BLK WP HR S P ERA WHIP	IP WLS BF H R ER SO BB IBB HBP BLK WP HR S P ERA WHIP	IP WLS BF H R ER SO BB IBB HBP BLK WP HR S P ERA WHIP	IP WLS BF H R ER SO BB IBB HBP BLK WP HR S P ERA WHIP	IP WLS BF H R ER SO BB IBB HBP BLK WP HR S P ERA WHIP	IP WLS BF H R ER SO BB IBB HBP BLK WP HR S P ERA WHIP	IP WLS BF H R ER SO BB IBB HBP BLK WP HR S P ERA WHIP	IP WLS BF H R ER SO BB IBB HBP BLK WP HR S P ERA WHIP	IP WLS BF H R ER SO BB IBB HBP BLK WP HR S P ERA WHIP	IP WLS BF H R ER SO BB IBB HBP BLK WP HR S P ERA WHIP	IP WLS BF H R ER SO BB IBB HBP BLK WP HR S P ERA WHIP	IP WLS BF H R ER SO BB IBB HBP BLK WP HR S P ERA WHIP	IP WLS BF H R ER SO BB IBB HBP BLK WP HR S P ERA WHIP	IP WLS BF H R ER SO BB IBB HBP BLK WP HR S P ERA WHIP	IP WLS BF H R ER SO BB IBB HBP BLK WP HR S P ERA WHIP	IP WLS BF H R ER SO BB IBB HBP BLK WP HR S P ERA WHIP	IP WLS BF H R ER SO BB IBB HBP BLK WP HR S P ERA WHIP	IP WLS BF H R ER SO BB IBB HBP BLK WP HR S P ERA WHIP	IP WLS BF H R ER SO BB IBB HBP BLK WP HR S P ERA WHIP	IP WLS BF H R ER SO BB IBB HBP BLK WP HR S P ERA WHIP	IP WLS BF H R ER SO BB IBB HBP BLK WP HR S P ERA WHIP	



Batter	1	2	3	4	5	6	7	8	9	AB	R	H	RBI	BB	SO	LOB	TOP										
Jerry Hairston, R OBP: 0.336, SLG: 0.377 (1, 8)	G6-3		P3		F7			2B		4	1	1	0	0	0	0	Chicago Cubs @ San Francisco Giants SBC Park, San Francisco, CA Sun Sep 11 2005, 4:05 PM EDT Att: 41,052 - Sunny - 65 F										
Neftali Feliz, S OBP: 0.306, SLG: 0.398 (1, 6)	P5		P6			G6-3		2B		4	0	1	1	0	0												
25 Derrek Lee, R OBP: 0.422, SLG: 0.670 (1, 3)	F9		K			F9		IBB		3	0	0	0	1	1												
Jeremy Burnitz, L OBP: 0.325, SLG: 0.444 (1, 9)		P6		F7		P6		K		4	0	0	0	0	1												
Nomar Garciaparra, R OBP: 0.321, SLG: 0.444 (1, 5)		3B		L9			P3		E6	4	1	2	0	0	0												
Todd Walker, L OBP: 0.352, SLG: 0.465 46 Ryan Dempster, R OBP: 0.071, SLG: 0.071 (9, 1)		1B		K			L6		B5	4	0	1	1	0	1												
Michael Barrett, R OBP: 0.346, SLG: 0.487 (1, 2)		3B		K			G5-3		BB	3	0	0	0	1	1												
19 Matt Murton, R OBP: 0.424, SLG: 0.521 Scott Williamson, R OBP: 0.071, SLG: 0.071 (9, 4)		IBB					F8		K	2	1	1	1	1	0												
Glendon Rusch, L OBP: 0.139, SLG: 0.171 43 Michael Wuerztz, R OBP: 0.255, SLG: 0.355 (8, 8)		K		K			K		K	2	0	0	0	0	2												
Inning Stats	R: 0 E: 0 K: 0 S: 6	H: 0 LOB: 0 BB: 0 P: 9	R: 1 E: 0 K: 2 S: 13	H: 2 LOB: 2 BB: 1 P: 20	R: 0 E: 0 K: 1 S: 8	H: 0 LOB: 0 BB: 0 P: 12	R: 0 E: 0 K: 1 S: 6	H: 0 LOB: 0 BB: 0 P: 9	R: 1 E: 0 K: 1 S: 9	H: 1 LOB: 0 BB: 0 P: 13	R: 0 E: 0 K: 0 S: 15	H: 0 LOB: 0 BB: 0 P: 22	R: 0 E: 0 K: 0 S: 8	H: 0 LOB: 0 BB: 0 P: 13	R: 1 E: 0 K: 2 S: 13	H: 2 LOB: 2 BB: 1 P: 20		R: 0 E: 1 K: 2 S: 11	H: 1 LOB: 2 BB: 1 P: 19	1B: 2 2B: 2 3B: 1 HR: 1	SF: 0 SAC: 0 DP: 0 HBP: 0	WP: 0 PB: 0 SB: 0 CS: 0	PA: 36				
PITCHER	IP	WLS	BF	H	R	ER	SO	BB	IBB	HBP	BLK	WP	HR	S	P	ERA	WHIP										
Brett Tomko, R ERA: 4.62 LaTroy Hawkins, R ERA: 3.53 Scott Eyre, L ERA: 2.66	7.0		25	3	2	2	5	0	1	0	0	0	1	65	98	2.57	0.429										

Batter	1	2	3	4	5	6	7	8	9	AB	R	H	RBI	BB	SO	LOB	BOTTOM										
2 Randy Winn, S OBP: 0.348, SLG: 0.455 (1, 8)	S	F9			13B		F9			4	1	2	0	0	0	2	Chicago Cubs @ San Francisco Giants SBC Park, San Francisco, CA Sun Sep 11 2005, 4:05 PM EDT Att: 41,052 - Sunny - 65 F										
13 Omar Vizquel, S OBP: 0.337, SLG: 0.363 (1, 6)	K		G4-3		1B		F8			4	0	1	0	0	1												
Ray Durham, S OBP: 0.354, SLG: 0.442 Jason Ellison, R OBP: 0.329, SLG: 0.377 Angel Chavez, R OBP: 0.200, SLG: 0.300 (9, 4)	K		P4		K				WP	3	0	0	0	0	2												
Moises Alou, R OBP: 0.403, SLG: 0.496 Julio Ramirez, R (8, 9)	1B		G3			G4-3	1B	B3		3	1	2	1	0	0												
Pedro Feliz, R OBP: 0.309, SLG: 0.434 (1, 5)	F8			K		WP	G4-3	K		4	0	1	0	0	2												
Lance Niekro, R OBP: 0.297, SLG: 0.478 (1, 3)	F8		G6-3		G4-3		G4-3	K		4	0	0	0	0	1												
Mike Matheny, R OBP: 0.301, SLG: 0.415 (1, 2)	SH2-4		G1-3		G2-3			G4-3		4	0	1	0	0	0												
Todd Linden, S OBP: 0.283, SLG: 0.364 (8, 7)	SH2-4				F8		G3		K	3	0	0	0	1	1												
Brett Tomko, R OBP: 0.167, SLG: 0.170 40 Daniel Ortmeier, S OBP: 0.333, SLG: 0.200 LaTroy Hawkins, R OBP: 0.071, SLG: 0.071 Scott Eyre, L OBP: 0.349, SLG: 0.373 (9, 1)	SH2-4		G6-3				K		K	1	0	0	0	0	0												
Inning Stats	R: 1 E: 0 K: 2 S: 13	H: 2 LOB: 1 BB: 0 P: 17	R: 0 E: 0 K: 0 S: 15	H: 1 LOB: 2 BB: 1 P: 26	R: 0 E: 0 K: 1 S: 7	H: 0 LOB: 0 BB: 0 P: 11	R: 0 E: 0 K: 1 S: 14	H: 2 LOB: 1 BB: 0 P: 21	R: 1 E: 0 K: 0 S: 15	H: 2 LOB: 1 BB: 0 P: 22	R: 0 E: 0 K: 1 S: 7	H: 0 LOB: 0 BB: 0 P: 13	R: 0 E: 0 K: 2 S: 8	H: 0 LOB: 2 BB: 0 P: 12	R: 0 E: 0 K: 2 S: 10	H: 0 LOB: 0 BB: 0 P: 15		1B: 6 2B: 1 3B: 0 HR: 0	SF: 0 SAC: 1 DP: 0 HBP: 1	WP: 3 PB: 0 SB: 1 CS: 0	PA: 36						
PITCHER	IP	WLS	BF	H	R	ER	SO	BB	IBB	HBP	BLK	WP	HR	S	P	ERA	WHIP										
Glendon Rusch, L ERA: 4.62 43 Michael Wuerztz, R ERA: 3.92 Scott Williamson, R ERA: 7.15 46 Ryan Dempster, R ERA: 3.44	5.1		24	7	2	2	4	1	0	0	0	1	0	65	99	3.38	1.500										

AB	33
R	3
H	6
RBI	3
BB	3
SO	9
LOB	10



AB	33
R	2
H	7
RBI	1
BB	1
SO	9
LOB	15



Batter	1	2	3	4	5	6	7	8	9	AB	R	H	RBI	BB	SO	LOB	TOP					
6 Ryan Freel, R OBP: 0.385, SLG: 0.398 (1,4)										3	0	1	0	1	0	1	Cincinnati Reds @ Chicago Cubs Wrigley Field, Chicago, IL Mon Sep 12 2005, 7:05 PM CDT Att: 37,926 - Clear - 87 F					
Felipe Lopez, S OBP: 0.332, SLG: 0.466 (1,6)										3	0	0	0	1	1							
Rich Aurilia, R OBP: 0.323, SLG: 0.434 (1,5)										4	0	0	0	0	1	2						
Adam Dunn, L OBP: 0.385, SLG: 0.555 (1,7)										3	0	0	0	1	0	0						
Sean Casey, L OBP: 0.375, SLG: 0.427 (1,3)										4	0	1	0	0	1	0						
Austin Kearns, R OBP: 0.332, SLG: 0.443 (1,9)										3	1	0	0	1	1	2						
Javier Valentin, S OBP: 0.382, SLG: 0.570 (1,2)										3	2	2	1	1	0	0						
Wily Mo Peña, R OBP: 0.316, SLG: 0.523 Ray Olmedo, S OBP: 0.292, SLG: 0.293 (1,8) (9,4)										4	2	2	4	0	1	1						
39 Aaron Harang, R OBP: 0.030, SLG: 0.030 25 David Weathers, R (9,1)										4	0	0	0	0	2	1						
										0	0	0	0	0	0	0						
Inning Stats	R: 0 E: 0 K: 1 S: 8	H: 1 LOB: 0 BB: 0 P: 11	R: 0 E: 0 K: 0 S: 6	H: 0 LOB: 0 BB: 0 P: 10	R: 0 E: 0 K: 2 S: 9	H: 1 LOB: 1 BB: 0 P: 11	R: 0 E: 0 K: 1 S: 15	H: 1 LOB: 2 BB: 1 P: 21	R: 2 E: 0 K: 0 S: 9	H: 2 LOB: 0 BB: 0 P: 11	R: 0 E: 0 K: 0 S: 6	H: 0 LOB: 0 BB: 0 P: 8	R: 0 E: 0 K: 0 S: 7	H: 0 LOB: 0 BB: 0 P: 11	R: 0 E: 0 K: 1 S: 12	H: 0 LOB: 1 BB: 2 P: 24	R: 3 E: 0 K: 1 S: 12	H: 1 LOB: 0 BB: 2 P: 25	1B: 3 2B: 0 3B: 0 HR: 3	SF: 0 SAC: 0 DP: 0 HBP: 0	WP: 0 PB: 0 SB: 0 CS: 3	PA: 36
PITCHER	IP WLS BF H R ER SO BB IBB HBP BLK WP HR S P ERA WHIP																					
Greg Maddux, R ERA: 4.22	(1,1) 7.0 L 26 5 2 2 5 1 0 0 0 0 0 2 60 83 2.57 0.857																					
Jermaine Van Buren, R ERA: 2.79	(8,1) 1.0 4 0 0 0 1 2 0 0 0 0 0 0 12 24 0.00 2.000																					
13 Will Ohman, L ERA: 2.79	(9,1) 0.2 4 0 2 2 1 2 0 0 0 0 0 0 5 16 27.00 3.000																					
Sergio Mitre, R ERA: 5.75	(9,1) 0.1 2 1 1 1 0 0 0 0 0 0 0 1 7 9 27.00 3.000																					

Batter	1	2	3	4	5	6	7	8	9	AB	R	H	RBI	BB	SO	LOB	BOTTOM					
Jerry Hairston, R OBP: 0.335, SLG: 0.376 (1,8)										4	0	1	0	0	0	0	Cincinnati Reds @ Chicago Cubs Wrigley Field, Chicago, IL Mon Sep 12 2005, 7:05 PM CDT Att: 37,926 - Clear - 87 F					
Neftali Perez, S OBP: 0.304, SLG: 0.395 (1,6)										4	0	0	0	0	2							
25 Derrek Lee, R OBP: 0.419, SLG: 0.665 (1,3)										4	0	0	0	0	2	2						
Nomar Garciaparra, R OBP: 0.331, SLG: 0.459 (1,5)										4	1	3	0	0	0	0						
Todd Walker, L OBP: 0.352, SLG: 0.464 Jermaine Van Buren, R (8,1) 13 Will Ohman, L (9,1) Sergio Mitre, R OBP: 0.364, SLG: 0.455 Michael Barrett, R OBP: 0.345, SLG: 0.486 (9,PH)										3	0	1	0	0	0	2						
Jose Macias, S OBP: 0.292, SLG: 0.328 (8,4)										0	0	0	0	0	0	0						
19 Matt Murton, R OBP: 0.416, SLG: 0.545 (1,7)										4	1	1	1	0	1	3						
24 Henry Blanco, R OBP: 0.293, SLG: 0.429 (1,2)										4	0	0	0	0	1	3						
Greg Maddux, R OBP: 0.200, SLG: 0.246 Jeromy Burnitz, L (7,PH) (9,9)										2	0	0	0	0	0	0						
										1	0	0	0	0	1	0						
Inning Stats	R: 0 E: 0 K: 0 S: 8	H: 0 LOB: 0 BB: 0 P: 13	R: 0 E: 0 K: 0 S: 9	H: 1 LOB: 0 BB: 0 P: 12	R: 1 E: 1 K: 0 S: 9	H: 2 LOB: 2 BB: 0 P: 15	R: 0 E: 0 K: 0 S: 15	H: 2 LOB: 2 BB: 0 P: 17	R: 0 E: 0 K: 0 S: 6	H: 0 LOB: 0 BB: 0 P: 7	R: 0 E: 0 K: 1 S: 12	H: 1 LOB: 1 BB: 0 P: 14	R: 0 E: 0 K: 3 S: 9	H: 0 LOB: 0 BB: 0 P: 10	R: 0 E: 0 K: 1 S: 8	H: 0 LOB: 0 BB: 0 P: 10	R: 1 E: 0 K: 0 S: 14	H: 2 LOB: 1 BB: 0 P: 18	1B: 6 2B: 1 3B: 0 HR: 1	SF: 0 SAC: 0 DP: 0 HBP: 0	WP: 1 PB: 0 SB: 0 CS: 1	PA: 36
PITCHER	IP WLS BF H R ER SO BB IBB HBP BLK WP HR S P ERA WHIP																					
39 Aaron Harang, R ERA: 3.54	(1,1) 8.1 W 33 8 2 2 2 0 0 0 0 0 1 85 108 0.00 0.000																					
25 David Weathers, R ERA: 3.3	(9,1) 0.2 S 2 0 0 0 0 0 0 0 0 0 1 0 5 8 0.00 0.000																					

AB	31
R	5
H	6
RBI	5
BB	5
SO	7
LOB	8



Batter	1	2	3	4	5	6	7	8	9	AB	R	H	RBI	BB	SO	LOB	TOP					
22 David Eckstein, R OBP: 0.360, SLG: 0.389	1-2 5 1B 2B	0-1 G6-3			2-2 G6-3			4-2 5 1B 15 BB BB	1-1 F9	4	2	1	0	1	0	1	St. Louis Cardinals @ Chicago Cubs Wrigley Field, Chicago, IL Thu Sep 15 2005, 7:05 PM CDT Att: 37,849 - Overcast - 68 F AB 33 R 6 H 9 RBI 5 BB 5 SO 6 LOB 17					
15 Jim Edmonds, L OBP: 0.388, SLG: 0.522	2-3 K		4-2 1B BB		0-0 F7			4-2 BB 53 SF7 1B BB	2-3 K	3	1	0	0	2	2	2						
5 Albert Pujols, R OBP: 0.432, SLG: 0.624	0-2 2B 53 G4-3 1B		2-2 F8		1-1 G5-3			2-1 4 1B 4 BB 1B	0-2 G3	5	2	2	0	0	0	2						
Larry Walker, L OBP: 0.374, SLG: 0.476	3-1 53 G4-3 1B 2B		2-1 1B		0-0 L8			4-0 4 E BB		3	1	2	2	1	0	0						
53 John Rodriguez, L OBP: 0.388, SLG: 0.431	3-2 G4-3		0-2 L5		4-2 G6-4-3 BB			2-2 SF7		2	0	0	2	1	0	3						
55 Skip Schumaker, L OBP: 0.286, SLG: 0.308	2-3 3-H		0-3 K		0-0 G6-4-3			3-H K		0	0	0	0	0	0	0						
Abraham Nunez, S OBP: 0.354, SLG: 0.376	3-H 1B				1-2					4	0	1	1	0	2	5						
4 Yadier Molina, R OBP: 0.305, SLG: 0.379	SAFE SAFE K		2-2 7 CS 1B		1-0 L7			3-1 E4		4	0	2	0	0	1	1						
7 Hector Luna, R OBP: 0.328, SLG: 0.395		0-0 G1-6-3		3-3 K				0-0 F8		4	0	0	0	0	1	3						
Jeff Suppan, R OBP: 0.228, SLG: 0.291	1-1 G3-1		3-2 G6-3		2-2 G5-3			2-1 1B		4	0	1	0	0	0	0						
Al Reyes, R										0	0	0	0	0	0	0						
Inning Stats	R: 3 E: 0 K: 2 S: 24	H: 4 LOB: 1 BB: 0 P: 35	R: 0 E: 0 K: 0 S: 5	H: 0 LOB: 0 BB: 0 P: 6	R: 0 E: 0 K: 1 S: 14	H: 1 LOB: 2 BB: 1 P: 22	R: 0 E: 0 K: 1 S: 13	H: 1 LOB: 0 BB: 0 P: 21	R: 0 E: 0 K: 0 S: 6	H: 0 LOB: 0 BB: 0 P: 9	R: 0 E: 0 K: 0 S: 4	H: 0 LOB: 0 BB: 0 P: 8	R: 0 E: 0 K: 1 S: 8	H: 0 LOB: 0 BB: 0 P: 13	R: 3 E: 1 K: 1 S: 20	H: 2 LOB: 2 BB: 3 P: 39	R: 0 E: 0 K: 1 S: 11	H: 1 LOB: 1 BB: 0 P: 16	1B: 8 2B: 2 3B: 0 HR: 0	SF: 1 SAC: 0 DP: 2 HBP: 0	WP: 0 PB: 0 SB: 0 CS: 1	PA: 39
PITCHER	IP WLS BF H R ER SO BB IBB HBP BLK WP HR S P ERA WHIP																					
22 Mark Prior, R ERA: 3.7	5.0 L 21 6 3 3 4 1 0 0 0 0 0 62 93 5.40 1.400																					
53 Rich Hill, L ERA: 9.25	2.0 8 0 2 2 0 3 0 0 0 0 0 21 38 9.00 1.500																					
Todd Wellemeyer, R ERA: 6.23	2.0 10 3 1 0 2 1 0 0 0 0 0 22 38 0.00 2.000																					

Batter	1	2	3	4	5	6	7	8	9	AB	R	H	RBI	BB	SO	LOB	BOTTOM					
Jerry Hairston, R OBP: 0.337, SLG: 0.370	0-2 G4-3		1-0 G4-3			2-3 K		1-0 K		4	0	1	0	0	1	0	St. Louis Cardinals @ Chicago Cubs Wrigley Field, Chicago, IL Thu Sep 15 2005, 7:05 PM CDT Att: 37,849 - Overcast - 68 F AB 33 R 1 H 8 RBI 1 BB 2 SO 8 LOB 9					
Todd Walker, L OBP: 0.357, SLG: 0.470	0-0 F9		1-1 25 FC6-4 1B			3-3 K		3-3 K		4	0	1	0	0	2	2						
25 Derrek Lee, R OBP: 0.421, SLG: 0.673	2-1 BB 1B		1-0 FC6-4			2-0 G6-3			3-1 HR	4	1	2	1	0	0	1						
Nomar Garciaparra, R OBP: 0.323, SLG: 0.435	4-0 BB				1-0 G1-3			1-3 K		3	0	0	0	1	1	0						
Jeromy Burnitz, L OBP: 0.325, SLG: 0.445	1-2 F9		2-2 L8			0-0 G4-3			2-2 24 1B BB 1B	4	0	1	0	0	0	2						
19 Matt Murton, R OBP: 0.392, SLG: 0.522		2-2 G4-3		1-3 K				1-1 L9		3	0	0	0	0	1	0						
Neifi Perez, S OBP: 0.303, SLG: 0.391		2-2 24 G6-4-3 1B			1-1 B1-3			0-1 FC6-4 1B	4-1 24 1B BB	3	0	2	0	1	0	0						
24 Henry Blanco, R OBP: 0.297, SLG: 0.424		1-0 G6-4-3			1-3 K			1-0 P6	3-2 P6	4	0	1	0	0	1	2						
22 Mark Prior, R Ryan Theriot, R 53 Rich Hill, L Todd Wellemeyer, R Jose Macias, S Ben Grubbs, L			1-0 G6-3		1-3 K			0-1 FC6-4 1B		1	0	0	0	0	0	0						
Inning Stats	R: 0 E: 0 K: 0 S: 9	H: 1 LOB: 2 BB: 1 P: 16	R: 0 E: 0 K: 0 S: 9	H: 1 LOB: 0 BB: 0 P: 14	R: 0 E: 0 K: 0 S: 5	H: 1 LOB: 1 BB: 0 P: 9	R: 0 E: 0 K: 1 S: 7	H: 0 LOB: 0 BB: 0 P: 11	R: 0 E: 0 K: 2 S: 10	H: 0 LOB: 0 BB: 0 P: 13	R: 0 E: 0 K: 2 S: 10	H: 0 LOB: 0 BB: 0 P: 17	R: 0 E: 0 K: 1 S: 6	H: 0 LOB: 0 BB: 0 P: 8	R: 0 E: 0 K: 1 S: 9	H: 2 LOB: 2 BB: 0 P: 14		R: 1 E: 0 K: 1 S: 17	H: 3 LOB: 3 BB: 1 P: 30	1B: 7 2B: 0 3B: 0 HR: 1	SF: 0 SAC: 0 DP: 1 HBP: 0	WP: 1 PB: 0 SB: 0 CS: 0
PITCHER	IP WLS BF H R ER SO BB IBB HBP BLK WP HR S P ERA WHIP																					
Jeff Suppan, R ERA: 3.57	8.0 W 30 6 1 1 7 1 0 0 0 0 0 67 107 1.12 0.875																					
Al Reyes, R ERA: 2.35	0.2 5 2 0 0 1 1 0 0 0 0 0 0 15 25 0.00 4.500																					

Batter	1	2	3	4	5	6	7	8	9	AB	R	H	RBI	BB	SO	LOB	TOP		
22 David Eckstein, R OBP: 0.358, SLG: 0.387	1-1 F8	0-1 1B		0-0 P3			1-2 E4 FC3-6		0-1 G4-3	5	0	1	0	0	0	2			
15 Jim Edmonds, L OBP: 0.386, SLG: 0.526	2-2 HR	2-1 P3		0-3 K			1-2 FC3-6 1B			4	1	1	1	0	1	6			
5 Albert Pujols, R OBP: 0.432, SLG: 0.622	0-0 P6		1-2 G5-3		4-0 G6-3 BB		2-2 S 1B			3	0	1	0	1	0	0			
Reggie Sanders, R ABraham Nunez, S OBP: 0.336, SLG: 0.534 OBP: 0.353, SLG: 0.375	0-1 L8		0-2 P2		2-2 G6-3		2-3 K			3	0	0	0	0	0	1			
Mark Grudzielanek, R OBP: 0.333, SLG: 0.411		1-2 4 BB 1B	1-2 P4		1-1 G4-3			2-1 F8		4	1	1	0	0	0	0			
So Taguchi, R OBP: 0.329, SLG: 0.415		1-2 P3		0-1 4 BB 7 1B		2-2 G6-3		1-0 F9		4	1	1	0	0	0	1			
4 Yadier Molina, R OBP: 0.307, SLG: 0.379		4-2 22 1B 1B BB	1-3 SH3-4 1B	1-0 SH3-4 1B		2-3 K		0-0 G5-3		3	0	1	0	1	1	0			
7 Hector Luna, R OBP: 0.328, SLG: 0.393		3-3 K	1-0 SH3-4 1B		1-0 G5-3				1-1 L6	3	0	1	1	0	1	2			
53 John Rodriguez, L OBP: 0.385, SLG: 0.428		1-2 K	1-2 SH3-4 1B		0-0 SH3-4				3-3 K	1	0	0	0	0	0	0			
Matt Morris, R John Gall, R 48 Brad Thompson, R Ray King, L 34 Randy Flores, L Julian Tavaréz, L Larry Walker, L OBP: 0.372, SLG: 0.474	1-2 2-H 1B			1-2 2-S			1-3 K			1	0	1	1	0	0	0			
Inning Stats	R: 1 E: 0 K: 0 S: 9	H: 1 LOB: 0 BB: 0 P: 12	R: 1 E: 0 K: 1 S: 19	H: 3 LOB: 3 BB: 1 P: 31	R: 0 E: 0 K: 0 S: 10	H: 0 LOB: 0 BB: 0 P: 12	R: 1 E: 0 K: 1 S: 10	H: 3 LOB: 2 BB: 0 P: 12	R: 0 E: 0 K: 0 S: 7	H: 0 LOB: 0 BB: 1 P: 14	R: 0 E: 0 K: 1 S: 16	H: 1 LOB: 2 BB: 0 P: 23	R: 0 E: 0 K: 0 S: 4	H: 0 LOB: 0 BB: 0 P: 7	R: 0 E: 0 K: 1 S: 7	H: 0 LOB: 0 BB: 0 P: 11	1B: 7 2B: 0 3B: 0 HR: 1	SF: 0 SAC: 1 DP: 1 HBP: 0	WP: 0 PA: 37 PB: 0 SB: 1 CS: 0
PITCHER	IP WLS BF H R ER SO BB IBB HBP BLK WP HR S P ERA WHIP	IP WLS BF H R ER SO BB IBB HBP BLK WP HR S P ERA WHIP	IP WLS BF H R ER SO BB IBB HBP BLK WP HR S P ERA WHIP	IP WLS BF H R ER SO BB IBB HBP BLK WP HR S P ERA WHIP	IP WLS BF H R ER SO BB IBB HBP BLK WP HR S P ERA WHIP	IP WLS BF H R ER SO BB IBB HBP BLK WP HR S P ERA WHIP	IP WLS BF H R ER SO BB IBB HBP BLK WP HR S P ERA WHIP	IP WLS BF H R ER SO BB IBB HBP BLK WP HR S P ERA WHIP	IP WLS BF H R ER SO BB IBB HBP BLK WP HR S P ERA WHIP										

St. Louis Cardinals @ Chicago Cubs
Wrigley Field, Chicago, IL
Fri Sep 16 2005, 2:20 PM CDT
Att: 38,080 - Overcast - 66 F

AB 34
R 3
H 8
RBI 3
BB 2
SO 6
LOB 14



Batter	1	2	3	4	5	6	7	8	9	AB	R	H	RBI	BB	SO	LOB	BOTTOM		
Jerry Hairston, R OBP: 0.336, SLG: 0.368	2-2 G6-3		1-3 K		1-2 SH2-3 1B		4-2 FC3-6 BB			2	0	0	0	0	1	1			
19 Matt Murton, R OBP: 0.404, SLG: 0.527										1	1	1	0	1	0	0			
Neftali Perez, S OBP: 0.301, SLG: 0.388	3-2 G4-3		2-2 G3-6-3		0-0 SH2-3		0-0 FC3-6 25 BB 1B			3	1	0	0	0	0	2			
25 Derrek Lee, R OBP: 0.423, SLG: 0.678	1-1 HR			1-0 G6-3	4-0 1B IBB		4-2 1B BB			2	1	1	1	2	0	0			
Jeromy Burnitz, L OBP: 0.328, SLG: 0.446	2-2 G3			4-1 1B BB	1-0 FC5-4 1B		2-1 PO 1B			3	1	2	3	1	0	0			
Nomar Garciaparra, R OBP: 0.321, SLG: 0.431		0-0 FC6-4 1B		1-1 F9	0-1 FC5-4		1-1 PO	0-2 G6-3		4	0	1	0	0	0	2			
Todd Walker, L OBP: 0.359, SLG: 0.473	1-0 P6			0-1 2B 1B		1-2 G4-3		0-0 2B		4	0	2	0	0	0	1			
Corey Patterson, L OBP: 0.255, SLG: 0.356	2-1 FC6-4			2-1 2B		0-0 G4-3		0-1 G6-3		4	0	1	1	0	0	2			
24 Henry Blanco, R OBP: 0.289, SLG: 0.412	2-3 K			1-3 K		0-0 F8		0-2 G6-3		4	0	0	0	0	2	4			
Glendon Rusch, L OBP: 0.184, SLG: 0.194			2-2 G3-6-3 HBP		3-2 SH2-3 19 BB 1B				1-0 L3	1	1	1	0	0	0	0			
43 Michael Wuertz, R OBP: 0.282, SLG: 0.317										0	0	0	0	0	0	0			
44 Roberto Novoa, R OBP: 0.071, SLG: 0.071										0	0	0	0	0	0	0			
Inning Stats	R: 1 E: 0 K: 0 S: 11	H: 1 LOB: 1 BB: 0 P: 19	R: 0 E: 0 K: 1 S: 9	H: 1 LOB: 0 BB: 0 P: 14	R: 0 E: 0 K: 1 S: 12	H: 0 LOB: 0 BB: 0 P: 17	R: 1 E: 0 K: 1 S: 11	H: 2 LOB: 2 BB: 1 P: 20	R: 2 E: 0 K: 0 S: 11	H: 3 LOB: 1 BB: 1 P: 20	R: 0 E: 0 K: 0 S: 6	H: 0 LOB: 0 BB: 0 P: 7	R: 1 E: 0 K: 0 S: 11	H: 1 LOB: 1 BB: 2 P: 23	R: 0 E: 0 K: 0 S: 9	H: 1 LOB: 1 BB: 0 P: 9	1B: 6 2B: 2 3B: 0 HR: 1	SF: 0 SAC: 1 DP: 1 HBP: 1	WP: 0 PA: 36 PB: 0 SB: 0 CS: 0
PITCHER	IP WLS BF H R ER SO BB IBB HBP BLK WP HR S P ERA WHIP	IP WLS BF H R ER SO BB IBB HBP BLK WP HR S P ERA WHIP	IP WLS BF H R ER SO BB IBB HBP BLK WP HR S P ERA WHIP	IP WLS BF H R ER SO BB IBB HBP BLK WP HR S P ERA WHIP	IP WLS BF H R ER SO BB IBB HBP BLK WP HR S P ERA WHIP	IP WLS BF H R ER SO BB IBB HBP BLK WP HR S P ERA WHIP	IP WLS BF H R ER SO BB IBB HBP BLK WP HR S P ERA WHIP	IP WLS BF H R ER SO BB IBB HBP BLK WP HR S P ERA WHIP	IP WLS BF H R ER SO BB IBB HBP BLK WP HR S P ERA WHIP										

St. Louis Cardinals @ Chicago Cubs
Wrigley Field, Chicago, IL
Fri Sep 16 2005, 2:20 PM CDT
Att: 38,080 - Overcast - 66 F

AB 29
R 5
H 9
RBI 5
BB 4
SO 3
LOB 12



Batter	1	2	3	4	5	6	7	8	9	AB	R	H	RBI	BB	SO	LOB	TOP					
22 David Eckstein, R 23 Anthony Reyes, R 16 Chris Duncan, L Cal Eldred, R Ray King, L 34 Randy Flores, L Einar Diaz, R	1-1 HBP		1-2 1B				1-2 G1-6-3		0-2 G4-3	2	0	1	1	0	0	2						
So Taguchi, R	2-1 F7		3-2 G4-6-3				0-1 2B		2-0 G5-3	4	0	1	1	0	0	2						
5 Albert Pujols, R Scott Seabol, R	2-1 L4			1-1 1B			1-2 G6-3		3-1 1B	4	0	2	0	0	0	3						
John Mabry, L	0-0 G3			0-0 G6-4-3			1-1 G3-1		1-2 F8	4	0	0	0	0	0	3						
53 John Rodriguez, L		0-0 HR		1-0 G6-3			4-0 G1-3		0-0 F8	3	1	1	1	1	0	1						
Abraham Nunez, S		2-3 K					2-0 G1-3		2-2 G3	4	1	1	0	0	1	1						
4 Yadier Molina, R Mike Mahoney, R		0-0 G4-3					1-2 2B		1-0 G6-3	2	0	1	1	0	0	0						
John Gall, R							2-2 1B		1-0 FC4	1	0	1	0	0	0	0						
7 Hector Luna, R		1-2 G2-3					3-1 F8		1-2 G5-3	4	0	1	0	0	0	1						
29 Chris Carpenter, R 55 Skip Schumaker, L				1-1 F9			2-1 E5		1-2 FC4	1	0	0	0	0	0	0						
Inning Stats	R: 0 E: 0 K: 0 S: 6	H: 0 LOB: 1 BB: 0 P: 11	R: 1 E: 0 K: 1 S: 8	H: 1 LOB: 0 BB: 0 P: 11	R: 0 E: 0 K: 0 S: 9	H: 1 LOB: 0 BB: 0 P: 14	R: 0 E: 0 K: 0 S: 4	H: 1 LOB: 0 BB: 0 P: 6	R: 3 E: 1 K: 0 S: 18	H: 3 LOB: 2 BB: 0 P: 28	R: 0 E: 0 K: 0 S: 4	H: 0 LOB: 1 BB: 1 P: 10	R: 0 E: 0 K: 0 S: 7	H: 1 LOB: 0 BB: 0 P: 9	R: 0 E: 0 K: 0 S: 8	H: 1 LOB: 1 BB: 0 P: 14	R: 0 E: 0 K: 0 S: 18	H: 2 LOB: 2 BB: 0 P: 23	1B: 7 2B: 2 3B: 0 HR: 1	SF: 0 SAC: 0 DP: 3 HBP: 1	WP: 0 PB: 0 SB: 0 CS: 0	PA: 37
PITCHER 38 Carlos Zambrano, R	IP: 9.0 WLS: W BF: 37 H: 10 R: 4 ER: 2 SO: 1 BB: 1 IBB: 0 HBP: 1 BLK: 0 WP: 0 HR: 1 S: 82 P: 126 ERA: 2.00 WHIP: 1.222															PITCHER	IP: 9.0 WLS: W BF: 37 H: 10 R: 4 ER: 2 SO: 1 BB: 1 IBB: 0 HBP: 1 BLK: 0 WP: 0 HR: 1 S: 82 P: 126 ERA: 2.00 WHIP: 1.222					

St. Louis Cardinals @ Chicago Cubs
Wrigley Field, Chicago, IL
Sun Sep 18 2005, 1:20 PM CDT
Att: 38,182 - Sunny - 74 F

AB 35
R 4
H 10
RBI 4
BB 1
SO 1
LOB 20



Batter	1	2	3	4	5	6	7	8	9	AB	R	H	RBI	BB	SO	LOB	BOTTOM				
Neftali Perez, S	0-2 F9	1-2 SF9					0-0 SH		1-1 G4-3	3	0	0	1	0	0	2					
Todd Walker, L	2-0 L9	2-2 FC4-6					0-0 G3		2-2 HR	4	1	1	1	0	0	3					
25 Derrek Lee, R	1-1 G1-3						4-0 IBB		3-2 F9	2	1	1	0	2	0	0					
Nomar Garciaparra, R		0-0 HBP					2-3 K		1-2 F9	4	1	1	0	0	1	5					
Jeromy Burnitz, L		1-2 HBP					1-3 K		1-0 SF9	2	1	0	1	0	1	4					
19 Matt Murton, R		2-3 K					1-1 F8		1-3 K	4	1	1	1	0	2	2					
Corey Patterson, L		1-0 2B					0-1 P2		4-1 SH	3	1	2	1	1	0	0					
24 Henry Blanco, R		1-1 SF9					3-3 K		2-3 K	3	1	1	2	0	2	1					
38 Carlos Zambrano, S		0-1 FC4-6					0-0 SH		1-3 K	4	0	2	0	0	1	2					
Inning Stats	R: 0 E: 0 K: 0 S: 6	H: 0 LOB: 0 BB: 0 P: 9	R: 4 E: 0 K: 1 S: 20	H: 4 LOB: 1 BB: 0 P: 28	R: 0 E: 0 K: 0 S: 4	H: 0 LOB: 0 BB: 1 P: 11	R: 0 E: 0 K: 1 S: 8	H: 0 LOB: 0 BB: 0 P: 12	R: 0 E: 0 K: 2 S: 10	H: 1 LOB: 3 BB: 1 P: 17	R: 1 E: 0 K: 2 S: 13	H: 1 LOB: 1 BB: 1 P: 21	R: 2 E: 0 K: 1 S: 15	H: 2 LOB: 0 BB: 0 P: 23	R: 0 E: 0 K: 0 S: 8	H: 1 LOB: 1 BB: 0 P: 10	1B: 3 2B: 4 3B: 0 HR: 2	SF: 2 SAC: 2 DP: 1 HBP: 1	WP: 0 PB: 0 SB: 1 CS: 0	PA: 37	
PITCHER 29 Chris Carpenter, R 23 Anthony Reyes, R Cal Eldred, R Ray King, L 34 Randy Flores, L	IP: 4.0 WLS: L BF: 17 H: 4 R: 4 ER: 4 SO: 2 BB: 1 IBB: 1 HBP: 0 BLK: 0 WP: 0 HR: 0 S: 38 P: 60 ERA: 9.00 WHIP: 1.250	IP: 2.0 WLS: L BF: 11 H: 2 R: 1 ER: 1 SO: 4 BB: 1 IBB: 0 HBP: 0 BLK: 0 WP: 0 HR: 1 S: 23 P: 38 ERA: 4.50 WHIP: 1.500	IP: 0.1 WLS: L BF: 3 H: 2 R: 2 ER: 2 SO: 0 BB: 0 IBB: 0 HBP: 0 BLK: 0 WP: 0 HR: 1 S: 10 P: 16 ERA: 54.00 WHIP: 6.000	IP: 0.2 WLS: L BF: 2 H: 0 R: 0 ER: 0 SO: 1 BB: 0 IBB: 0 HBP: 0 BLK: 0 WP: 0 HR: 5 S: 7 P: 7 ERA: 0.00 WHIP: 0.000	IP: 1.0 WLS: L BF: 4 H: 1 R: 0 ER: 0 SO: 0 BB: 0 IBB: 0 HBP: 0 BLK: 0 WP: 0 HR: 8 S: 10 P: 10 ERA: 0.00 WHIP: 1.000															PITCHER	IP: 4.0 WLS: L BF: 17 H: 4 R: 4 ER: 4 SO: 2 BB: 1 IBB: 1 HBP: 0 BLK: 0 WP: 0 HR: 0 S: 38 P: 60 ERA: 9.00 WHIP: 1.250

St. Louis Cardinals @ Chicago Cubs
Wrigley Field, Chicago, IL
Sun Sep 18 2005, 1:20 PM CDT
Att: 38,182 - Sunny - 74 F

AB 29
R 7
H 9
RBI 7
BB 3
SO 7
LOB 19



Batter	1	2	3	4	5	6	7	8	9	AB	R	H	RBI	BB	SO	LOB	TOP										
Neft Perez, S OBP: 0.301, SLG: 0.389 (1, 6)	G6-3		2B		K		FC5-2		1B	5	0	2	0	0	1	4	Chicago Cubs @ Milwaukee Brewers Miller Park, Milwaukee, WI Tue Sep 20 2005, 6:35 PM CDT Att: 30,136 - Clear - 79 F										
Todd Walker, L OBP: 0.356, SLG: 0.478 (1, 4)	1B		F7			HR	P6		P5	5	1	2	0	0	0	5											
25 Derrek Lee, R OBP: 0.423, SLG: 0.672 (1, 3)	K		K				K			4	0	0	0	0	4	6											
Nomar Garciaparra, R OBP: 0.312, SLG: 0.430 (1, 5)	G6-3				K		HR		F7	4	1	1	2	0	1	1											
Jeremy Burnitz, L OBP: 0.328, SLG: 0.448 (1, 9)		K2-3			K		G6-3		G5-3	4	0	0	0	0	2	0											
19 Matt Murton, R OBP: 0.405, SLG: 0.573 (1, 7)	CS				G6-3		P2		HR	4	1	2	1	0	0	0											
Corey Patterson, L OBP: 0.258, SLG: 0.363 (1, 8)	E5						F8		F9	4	0	1	0	0	0	1											
Michael Barrett, R OBP: 0.346, SLG: 0.481 (1, 2)		K					1B		K	3	0	1	0	1	2	2											
Jerome Williams, R OBP: 0.100, SLG: 0.133 (7, PH) Ryan Theriot, R OBP: 0.200, SLG: 0.333 (7, 1) 43 Michael Wuerztz, R OBP: 0.200, SLG: 0.333 (7, 1) 13 Will Ohman, L OBP: 0.200, SLG: 0.333 (8, 1) Scott Williamson, R OBP: 0.200, SLG: 0.333 (8, 1) Jose Macias, S OBP: 0.275, SLG: 0.320 (8, PH)			K				B2		K	2	0	0	0	0	1	1	AB 36 R 3 H 9 RBI 3 BB 2 SO 12 LOB 20										
Inning Stats	R: 0 E: 0 K: 1 S: 9	H: 1 LOB: 1 BB: 0 P: 14	R: 0 E: 1 K: 2 S: 15	H: 1 LOB: 2 BB: 0 P: 22	R: 0 E: 0 K: 2 S: 10	H: 0 LOB: 0 BB: 0 P: 9	R: 0 E: 0 K: 1 S: 10	H: 1 LOB: 1 BB: 0 P: 15	R: 2 E: 0 K: 1 S: 15	H: 2 LOB: 0 BB: 0 P: 22	R: 0 E: 0 K: 1 S: 11	H: 1 LOB: 3 BB: 2 P: 21	R: 1 E: 0 K: 0 S: 8	H: 1 LOB: 0 BB: 0 P: 9	R: 0 E: 0 K: 2 S: 8	H: 1 LOB: 1 BB: 0 P: 10		1B: 4 2B: 4 3B: 0 HR: 2	SF: 0 SAC: 0 DP: 1 HBP: 0	WP: 0 PB: 0 SB: 0 CS: 1	PA: 38						
PITCHER	IP	WLS	BF	H	R	ER	SO	BB	IBB	HBP	BLK	WP	HR	S	P	ERA	WHIP										
Doug Davis, L ERA: 3.91 (1, 1)	7.0	W	30	7	2	2	10	2	0	0	0	0	1	77	119	2.57	1.286										
Matt Wise, R ERA: 3.35 (8, 1)	1.0	H	4	1	1	1	0	0	0	0	0	0	1	8	9	9.00	1.000										
Derrick Turnbow, R ERA: 1.61 (9, 1)	1.0	S	4	1	0	0	2	0	0	0	0	0	0	8	10	0.00	1.000										



Batter	1	2	3	4	5	6	7	8	9	AB	R	H	RBI	BB	SO	LOB	BOTTOM										
Brady Clark, R OBP: 0.370, SLG: 0.419 (1, 8)	F8	P6			1B		F9			4	2	2	0	0	0	1	Chicago Cubs @ Milwaukee Brewers Miller Park, Milwaukee, WI Tue Sep 20 2005, 6:35 PM CDT Att: 30,136 - Clear - 79 F										
7 J.J. Hardy, R OBP: 0.326, SLG: 0.372 (1, 6)	HR		F7		G5-3		L9			4	1	1	0	0	0	1											
Lyle Overbay, L OBP: 0.368, SLG: 0.456 (1, 3)	F8		G6-3		SF8		HR			4	1	2	1	0	0	2											
Carlos Lee, R OBP: 0.330, SLG: 0.505 (1, 7)	SF9		P6		SF8		K			2	0	0	2	0	1	0											
Geoff Jenkins, L OBP: 0.368, SLG: 0.506 (1, 9) Nelson Cruz, R (9, 9)	HR				P6		K			4	1	1	2	0	2	1											
2 Bill Hall, R OBP: 0.327, SLG: 0.469 (1, 5)	F8				F8		K			4	0	0	0	0	2	0											
23 Rickie Weeks Jr., R OBP: 0.336, SLG: 0.406 (1, 4)										3	0	3	0	1	0	0											
Damian Miller, R OBP: 0.338, SLG: 0.396 (1, 2)										3	0	2	0	1	1	1											
Doug Davis, R OBP: 0.157, SLG: 0.217 (1, 1) Matt Wise, R OBP: 1.000, SLG: 1.000 (8, 1) Derrick Turnbow, R (9, 1)										3	0	0	0	0	2	5	AB 31 R 5 H 11 RBI 5 BB 2 SO 8 LOB 11										
Inning Stats	R: 3 E: 0 K: 0 S: 13	H: 3 LOB: 0 BB: 0 P: 19	R: 0 E: 0 K: 1 S: 11	H: 1 LOB: 1 BB: 1 P: 20	R: 0 E: 0 K: 0 S: 10	H: 0 LOB: 0 BB: 0 P: 17	R: 0 E: 0 K: 0 S: 9	H: 1 LOB: 2 BB: 1 P: 16	R: 1 E: 0 K: 1 S: 9	H: 2 LOB: 1 BB: 0 P: 10	R: 0 E: 0 K: 2 S: 10	H: 2 LOB: 1 BB: 0 P: 15	R: 1 E: 0 K: 1 S: 9	H: 1 LOB: 0 BB: 0 P: 13	R: 0 E: 0 K: 3 S: 15	H: 1 LOB: 1 BB: 0 P: 20		1B: 9 2B: 0 3B: 0 HR: 2	SF: 2 SAC: 0 DP: 0 HBP: 0	WP: 0 PB: 0 SB: 1 CS: 0	PA: 35						
PITCHER	IP	WLS	BF	H	R	ER	SO	BB	IBB	HBP	BLK	WP	HR	S	P	ERA	WHIP										
Jerome Williams, R ERA: 4.39 (7, 1)	6.0	L	27	9	4	4	4	2	0	0	0	0	1	62	97	6.00	1.833										
43 Michael Wuerztz, R ERA: 4.02 (7, 1)	1.0		4	1	1	1	1	0	0	0	0	0	1	9	13	9.00	1.000										
13 Will Ohman, L ERA: 2.7 (8, 1)	0.1		1	0	0	0	1	0	0	0	0	0	0	3	3	0.00	0.000										
Scott Williamson, R ERA: 6.23 (8, 1)	0.2		3	1	0	0	2	0	0	0	1	0	0	12	17	0.00	1.500										



Batter	1	2	3	4	5	6	7	8	9	AB	R	H	RBI	BB	SO	LOB	TOP										
Nelf Perez, S OBP: 0.302, SLG: 0.390 (1, 6)	G3-1	G5-3					B5		E 25 1B	4	1	1	0	1	0	3											
Todd Walker, L OBP: 0.385, SLG: 0.474 Ryan Theriot, R OBP: 0.500, SLG: 0.333 (9, FR)			F8	F7			K		E4 25 1B	5	0	1	0	0	1	5											
25 Derrek Lee, R OBP: 0.422, SLG: 0.669 (1, 3)	F8		L3		G6-3		2B E		1B	4	1	1	1	1	0	1											
Nomar Garciaparra, R OBP: 0.309, SLG: 0.429 46 Ryan Dempster, R OBP: 0.071, SLG: 0.071 (9, 1)	F9		P4		G5-3		E4		L9	5	0	1	1	0	0	3											
Jeremy Burnitz, L OBP: 0.329, SLG: 0.447 (1, 9)			K		G4-3		F9			5	1	2	1	0	1	1											
19 Matt Murton, R OBP: 0.405, SLG: 0.561 (1, 7)		1B 22 1B		1B 22 1B		G6-3		G4-3	G5-3	4	1	1	0	1	0	2											
Corey Patterson, L OBP: 0.260, SLG: 0.365 (1, 8)			P5				24 CS			4	0	2	0	0	1	2											
24 Henry Blanco, R OBP: 0.282, SLG: 0.392 (1, 2)	F9		F7			G6-3		F9		4	0	0	0	0	0	5											
23 Mark Prior, R ERA: 3.93 Jose Molina, SS ERA: 3.94 43 Michael Wuerzt, R ERA: 3.94 13 Will Ohman, L ERA: 2.93 44 Roberto Novoa, R ERA: 4.29 Sergio Mitre, R ERA: 5.37 Ben Zobler, SS ERA: 3.94 Jermaine Van Buren, R ERA: 3.31 Kevin Mulcahy, R ERA: 3.31							S		K	2	1	1	2	2	0	0											
Inning Stats	R: 0 E: 0 K: 0 S: 7	H: 1 LOB: 1 BB: 0 P: 10	R: 1 E: 0 K: 1 S: 14	H: 2 LOB: 2 BB: 1 P: 21	R: 0 E: 0 K: 0 S: 8	H: 0 LOB: 0 BB: 0 P: 15	R: 1 E: 0 K: 0 S: 11	H: 3 LOB: 3 BB: 1 P: 18	R: 0 E: 0 K: 0 S: 9	H: 0 LOB: 0 BB: 0 P: 12	R: 0 E: 0 K: 0 S: 13	H: 1 LOB: 0 BB: 0 P: 14	R: 2 E: 1 K: 1 S: 9	H: 2 LOB: 1 BB: 1 P: 17	R: 0 E: 0 K: 1 S: 6	H: 0 LOB: 0 BB: 0 P: 9	R: 2 E: 1 K: 1 S: 15	H: 3 LOB: 2 BB: 0 P: 18	1B: 10 2B: 2 3B: 0 HR: 0	SF: 0 SAC: 0 DP: 0 HBP: 0	WP: 0 PB: 0 SB: 0 CS: 1	PA: 42					
PITCHER	IP	WLS	BF	H	R	ER	SO	BB	IBB	HBP	BLK	WP	HR	S	P	ERA	WHIP										
Tomo Ohka, R ERA: 3.93 Justin Lehr, R ERA: 3.94 Dana Eveland, L ERA: 3.94 Derrick Turnbow, R ERA: 1.73	(1, 1)	6.0	26	7	2	2	1	2	0	0	0	0	0	62	90	3.00	1.500										
	(7, 1)	0.2	5	2	2	1	1	0	1	0	0	0	0	8	16	13.50	3.000										
	(7, 1)	1.1	4	0	0	0	1	0	0	0	0	0	0	7	10	0.00	0.000										
	(9, 1)	1.0	7	3	2	1	1	0	0	0	0	0	0	15	18	9.00	3.000										

Chicago Cubs @ Milwaukee Brewers
Miller Park, Milwaukee, WI
Wed Sep 21 2005, 6:35 PM CDT
Att: 30,049 - Clear - 83 F

AB 39
R 6
H 12
RBI 5
BB 3
SO 4
LOB 22



Batter	1	2	3	4	5	6	7	8	9	AB	R	H	RBI	BB	SO	LOB	BOTTOM										
Brady Clark, R OBP: 0.375, SLG: 0.428 (1, 8)	FC6-4		BB BB	HR		CS	BB 2 1B	F8 7 SH		4	2	4	2	1	0	0											
7 J.J. Hardy, R OBP: 0.323, SLG: 0.368 (1, 6)	FC6-4		K	G6-3			K	SH		4	1	0	1	0	2	3											
Lyle Overbay, L OBP: 0.370, SLG: 0.457 (1, 3)	F9		BB		1B		BB 2 1B	F8		4	1	2	0	1	0	3											
Carlos Lee, R OBP: 0.331, SLG: 0.505 (1, 7)	1-H		P4		F9		2 1B	F8		4	0	1	1	1	0	5											
Geoff Jenkins, L OBP: 0.367, SLG: 0.503 Nelson Cruz, R (8, 9)	K						L5		2 FC3-6	3	0	0	0	1	2	5											
2 Bill Hall, R OBP: 0.325, SLG: 0.467 (1, 5)			K						FC3-6	5	1	1	2	0	3	5											
23 Rickie Weeks Jr., R OBP: 0.340, SLG: 0.410 (1, 4)				HR			F9	L8	1B S	3	1	1	0	2	0	2											
Damian Miller, R OBP: 0.337, SLG: 0.396 (1, 2)			K				F8	1B 7 SH	K	5	1	1	0	0	3	4											
Tomo Ohka, S ERA: 1.36, SLG: 0.116 Russell Brantley, L ERA: 3.72, SLG: 0.479 Trent Lintzinger, R ERA: 4.13, SLG: 0.364 Justin Lehr, R ERA: 3.94 Dana Eveland, L ERA: 3.94 28 Prince Fielder, L ERA: 4.29 Derrick Turnbow, R ERA: 1.73 Jeff Cirillo, R ERA: 3.96, SLG: 0.453										2	0	0	0	0	2	2											
Inning Stats	R: 1 E: 0 K: 1 S: 11	H: 2 LOB: 1 BB: 0 P: 19	R: 0 E: 0 K: 3 S: 13	H: 0 LOB: 1 BB: 1 P: 20	R: 0 E: 0 K: 2 S: 15	H: 1 LOB: 3 BB: 2 P: 28	R: 2 E: 0 K: 2 S: 15	H: 2 LOB: 0 BB: 0 P: 20	R: 0 E: 0 K: 0 S: 7	H: 0 LOB: 1 BB: 1 P: 14	R: 2 E: 0 K: 1 S: 14	H: 2 LOB: 2 BB: 2 P: 29	R: 1 E: 0 K: 1 S: 16	H: 2 LOB: 2 BB: 0 P: 24	R: 1 E: 1 K: 1 S: 8	H: 1 LOB: 2 BB: 2 P: 21	1B: 7 2B: 3 3B: 0 HR: 1	SF: 0 SAC: 1 DP: 0 HBP: 0	WP: 0 PB: 0 SB: 4 CS: 1	PA: 46							
PITCHER	IP	WLS	BF	H	R	ER	SO	BB	IBB	HBP	BLK	WP	HR	S	P	ERA	WHIP										
22 Mark Prior, R ERA: 3.73 43 Michael Wuerzt, R ERA: 4.13 13 Will Ohman, L ERA: 2.93 44 Roberto Novoa, R ERA: 4.29 Sergio Mitre, R ERA: 5.37	(1, 1)	6.0	27	6	3	3	10	4	0	0	0	0	0	74	120	4.50	1.667										
	(7, 1)	0.1	2	0	1	1	1	1	0	0	0	0	0	3	8	27.00	3.000										
	(7, 1)	0.0	1	1	0	0	0	0	0	0	0	0	0	2	3	∞	∞										
	(7, 1)	1.0	7	3	2	2	1	1	0	0	0	0	0	17	29	18.00	4.000										
	(8, 1)	0.2	3	0	0	0	0	0	0	0	0	0	0	8	13	0.00	0.000										
	(9, 1)	0.1	3	0	1	1	0	0	0	0	0	0	0	6	10	0.00	3.000										

Chicago Cubs @ Milwaukee Brewers
Miller Park, Milwaukee, WI
Wed Sep 21 2005, 6:35 PM CDT
Att: 30,049 - Clear - 83 F

AB 36
R 7
H 11
RBI 7
BB 8
SO 13
LOB 30



Batter	1	2	3	4	5	6	7	8	9	AB	R	H	RBI	BB	SO	LOB	TOP										
Neft Perez, S (1, 6) OBP: 0.305, SLG: 0.394										4	1	3	1	0	1	0	Chicago Cubs @ Milwaukee Brewers Miller Park, Milwaukee, WI Thu Sep 22 2005, 1:05 PM CDT Att: 31,137 - Roof Closed - 71 F										
Todd Walker, L (1, 4) OBP: 0.354, SLG: 0.473										3	0	1	1	0	0	2											
25 Derrek Lee, R (1, 3) OBP: 0.421, SLG: 0.666										4	0	1	0	0	2	2											
Nomar Garciaparra, R (1, 5) OBP: 0.308, SLG: 0.423										3	0	0	0	1	0	2											
Jeromy Burnitz, L (1, 9)										3	0	0	0	1	0	0											
19 Matt Murton, R (1, 7) OBP: 0.400, SLG: 0.550										4	0	1	0	0	1	2											
Corey Patterson, L (1, 8) OBP: 0.258, SLG: 0.361										4	0	0	0	0	2	2											
Michael Barrett, R (1, 2) OBP: 0.348, SLG: 0.483										2	2	1	0	1	1	0											
Greg Maddux, R (1, 1) OBP: 0.186, SLG: 0.229										3	0	0	0	0	1	2											
46 Ryan Dempster, R (9, 1) OBP: 0.071, SLG: 0.071										0	0	0	0	0	0	0											
Inning Stats	R: 0 E: 0 K: 1 S: 10	H: 2 LOB: 1 BB: 0 P: 17	R: 0 E: 0 K: 2 S: 9	H: 0 LOB: 0 BB: 0 P: 13	R: 1 E: 0 K: 1 S: 11	H: 2 LOB: 1 BB: 0 P: 16	R: 0 E: 0 K: 0 S: 10	H: 0 LOB: 0 BB: 2 P: 20	R: 2 E: 0 K: 1 S: 12	H: 1 LOB: 0 BB: 1 P: 20	R: 0 E: 0 K: 0 S: 4	H: 0 LOB: 0 BB: 0 P: 7	R: 0 E: 0 K: 2 S: 8	H: 0 LOB: 0 BB: 0 P: 12	R: 0 E: 0 K: 1 S: 11	H: 1 LOB: 1 BB: 0 P: 18	R: 0 E: 0 K: 0 S: 7	H: 1 LOB: 1 BB: 0 P: 9	1B: 5 2B: 3 3B: 0 HR: 0	SF: 1 SAC: 0 DP: 3 HBP: 0	WP: 1 PB: 0 SB: 2 CS: 1	PA: 34					
PITCHER	IP	WLS	BF	H	R	ER	SO	BB	IBB	HBP	BLK	WP	HR	S	P	ERA	WHIP										
Rick Helling, R (1, 1) ERA: 2.51	6.0	L	24	5	3	3	5	3	0	0	0	1	0	56	93	4.50	1.333										
Kane Davis, R (7, 1) ERA: 3.14	2.0		6	1	0	0	3	0	0	0	0	0	0	19	30	0.00	0.500										
52 Jose Capellan, R (9, 1) ERA: 3.46	1.0		4	1	0	0	0	0	0	0	0	0	0	7	9	0.00	1.000										

AB	30
R	3
H	7
RBI	2
BB	3
SO	8
LOB	12



Batter	1	2	3	4	5	6	7	8	9	AB	R	H	RBI	BB	SO	LOB	BOTTOM										
Brady Clark, R (1, 8) OBP: 0.372, SLG: 0.425										4	0	0	0	0	2	1	Chicago Cubs @ Milwaukee Brewers Miller Park, Milwaukee, WI Thu Sep 22 2005, 1:05 PM CDT Att: 31,137 - Roof Closed - 71 F										
23 Rickie Weeks Jr., R (1, 4) OBP: 0.339, SLG: 0.407										3	0	0	0	1	0	0											
Lyle Overbay, L (1, 3) OBP: 0.368, SLG: 0.453										4	0	0	0	0	1	1											
Carlos Lee, R (1, 7) OBP: 0.329, SLG: 0.503										3	0	0	0	0	0	0											
Geoff Jenkins, L (1, 9) OBP: 0.367, SLG: 0.502										3	0	1	0	0	0	0											
2 Bill Hall, R (1, 6) OBP: 0.325, SLG: 0.468										3	0	1	0	0	1	1											
Russell Branyan, L (1, 5) OBP: 0.372, SLG: 0.477										3	0	1	0	0	1	0											
Damian Miller, R (1, 2) OBP: 0.337, SLG: 0.396										3	0	1	0	0	0	2											
Rick Helling, R (1, 1) OBP: 0.308, SLG: 0.333										0	0	0	0	0	0	0											
Trent Durrington, R (6, PH) OBP: 0.308, SLG: 0.333										1	0	0	0	0	0	0											
Kane Davis, R (7, 1) OBP: 0.339, SLG: 0.407										0	0	0	0	0	0	0											
52 Jose Capellan, R (9, 1) OBP: 0.368, SLG: 0.453										0	0	0	0	0	0	0											
Jeff Cirillo, R (9, PH) OBP: 0.384, SLG: 0.451										1	0	0	0	0	0	0											
Inning Stats	R: 0 E: 0 K: 1 S: 7	H: 0 LOB: 0 BB: 0 P: 11	R: 0 E: 0 K: 0 S: 8	H: 1 LOB: 0 BB: 0 P: 10	R: 0 E: 0 K: 1 S: 8	H: 1 LOB: 1 BB: 0 P: 10	R: 0 E: 0 K: 0 S: 6	H: 0 LOB: 0 BB: 0 P: 11	R: 0 E: 0 K: 0 S: 6	H: 2 LOB: 1 BB: 0 P: 9	R: 0 E: 0 K: 0 S: 8	H: 0 LOB: 0 BB: 0 P: 10	R: 0 E: 0 K: 2 S: 8	H: 0 LOB: 0 BB: 0 P: 12	R: 0 E: 0 K: 1 S: 10	H: 0 LOB: 1 BB: 1 P: 18	R: 0 E: 0 K: 0 S: 7	H: 0 LOB: 0 BB: 0 P: 9	1B: 3 2B: 2 3B: 0 HR: 0	SF: 0 SAC: 1 DP: 2 HBP: 0	WP: 0 PB: 0 SB: 0 CS: 0	PA: 30					
PITCHER	IP	WLS	BF	H	R	ER	SO	BB	IBB	HBP	BLK	WP	HR	S	P	ERA	WHIP										
Greg Maddux, R (1, 1) ERA: 4.14	8.0	W	26	4	0	0	4	0	0	0	0	0	0	55	78	0.00	0.500										
46 Ryan Dempster, R (9, 1) ERA: 3.27	1.0	S	4	0	0	0	1	1	0	0	0	0	0	10	18	0.00	1.000										

AB	28
R	0
H	4
RBI	0
BB	1
SO	5
LOB	5



Batter	1	2	3	4	5	6	7	8	9	AB	R	H	RBI	BB	SO	LOB	TOP									
Willy Taveras, R OBP: 0.325, SLG: 0.341	1-3 K		1-2 G6-3		1-2 P4	2-3 K2-3		0-3 K		5	0	0	0	0	3	4	Houston Astros @ Chicago Cubs Wrigley Field, Chicago, IL Fri Sep 23 2005, 2:20 PM CDT Att: 38,622 - Partly Cloudy - 64 F									
Craig Biggio, R OBP: 0.327, SLG: 0.458	1-1 P4		0-0 HR		2-2 F9 17 1B		2-2 G5-3		0-2 17 G4-3 1B	5	2	3	2	0	0	0										
Morgan Ensberg, R OBP: 0.385, SLG: 0.560	0-0 1B		3-2 F9		2-1 F9		3-3 K		2-3 K	5	0	1	0	0	2	2										
17 Lance Berkman, S OBP: 0.414, SLG: 0.517	3-3 K		0-0 1B		3-2 16 1B		2-3 K		2-2 G4-3	5	1	2	1	0	2	2										
16 Jason Lane, R OBP: 0.311, SLG: 0.495 Charles Gipson, R OBP: 0.250, SLG: 0.273		4-2 1B	2-2 G4-3		0-0 1B		1-1 2 FC3-2 2B		2-3 K	3	0	2	0	1	0	1										
Mike Lamb, L OBP: 0.279, SLG: 0.414		1-1 BB			1-2 1B		4-2 FC3-2 2B			0	0	0	0	0	0	0										
2 Chris Burke, R OBP: 0.301, SLG: 0.361	1-1 F7			0-2 1B	0-0 E8		4-2 FC3-2 28 SH1-3 BB			3	0	1	0	1	0	2										
28 Adam Everett, R OBP: 0.291, SLG: 0.372	1-2 F8			1-0 G4-6-3	2-1 F9		0-0 SH1-3		1-2 1B	3	0	0	0	0	0	4										
Raul Chavez, R OBP: 0.204, SLG: 0.265 5 Jeff Bagwell, R OBP: 0.374, SLG: 0.398 Brad Ausmus, R OBP: 0.355, SLG: 0.342	3-2 1B			3-1 F9		0-3 K		3-1 FC3-2 HBP		3	0	1	0	0	1	0										
51 Wandy Rodriguez, S OBP: 0.200, SLG: 0.156 Luke Scott, L OBP: 0.286, SLG: 0.247 Scott Strickland, R OBP: 0.356, SLG: 0.423 Russ Springer, R OBP: 0.291, SLG: 0.331 Mike Burns, R OBP: 0.355, SLG: 0.342 Jose Vizcaino, S OBP: 0.330 Mike Gallo, L	2-3 K				0-1 2B	1-1 F8		2-2 FC3-2		1	0	0	0	0	1	2										
Inning Stats	R: 0 E: 0 K: 2 S: 9	H: 1 LOB: 1 BB: 0 P: 14	R: 0 E: 0 K: 1 S: 18	H: 1 LOB: 2 BB: 1 P: 29	R: 1 E: 0 K: 0 S: 17	H: 2 LOB: 1 BB: 0 P: 23	R: 0 E: 0 K: 0 S: 6	H: 1 LOB: 1 BB: 0 P: 10	R: 3 E: 1 K: 0 S: 19	H: 4 LOB: 2 BB: 0 P: 29	R: 0 E: 0 K: 2 S: 8	H: 0 LOB: 0 BB: 0 P: 11	R: 0 E: 0 K: 2 S: 9	H: 0 LOB: 0 BB: 0 P: 16	R: 0 E: 0 K: 1 S: 13	H: 1 LOB: 3 BB: 1 P: 23	R: 0 E: 0 K: 2 S: 12	H: 1 LOB: 1 BB: 0 P: 18	1B: 8 2B: 2 3B: 0 HR: 1	SF: 0 SAC: 1 DP: 1 HBP: 1	WP: 1 PB: 0 SB: 1 CS: 0	PA: 41				
PITCHER	IP WLS BF H R ER SO BB IBB HBP BLK WP HR S P ERA WHIP	5.0 L 25 9 4 3 3 1 0 0 0 0 1 69 105 5.40 2.000	2.0 H 6 0 0 0 4 0 0 0 0 0 0 17 27 0.00 0.000	0.1 H 4 1 0 0 0 1 0 0 1 0 0 6 14 0.00 6.000	0.2 H 2 0 0 0 1 0 0 0 0 0 0 7 9 0.00 0.000	1.0 S 4 1 0 0 2 0 0 0 0 0 0 12 18 0.00 1.000																				

AB	37
R	4
H	11
RBI	3
BB	2
SO	10
LOB	21



Batter	1	2	3	4	5	6	7	8	9	AB	R	H	RBI	BB	SO	LOB	BOTTOM							
Neftali Feliz, S OBP: 0.303, SLG: 0.391	1-1 G6-3		2-2 E5 25 BB 1B		1-3 K			0-0 G5-3		5	0	0	0	0	1	0	Houston Astros @ Chicago Cubs Wrigley Field, Chicago, IL Fri Sep 23 2005, 2:20 PM CDT Att: 38,622 - Partly Cloudy - 64 F							
Todd Walker, L OBP: 0.355, SLG: 0.475 Jose Macias, S OBP: 0.291, SLG: 0.331	1-1 25 2B 1B	0-1 25 BB 1B		3-1 25 E 1B		3-2 P6		1-0 P6		1	0	1	0	0	0	0								
25 Derrek Lee, R OBP: 0.425, SLG: 0.671	1-0 1B	4-0 1B		1-1 E6 1B		3-2 P6		3-2 1B		3	2	3	1	1	0	0								
Nomar Garciaparra, R OBP: 0.312, SLG: 0.424	1-0 FC3-6 1B	1-1 F9		0-1 1B		2-1 L8				4	0	2	2	0	0	4								
Jeromy Burnitz, L OBP: 0.326, SLG: 0.442	2-3 3-H FC3-6 2B	1-3 K		3-2 G3		1-0 P5				4	1	0	1	0	1	5								
Michael Barrett, R OBP: 0.348, SLG: 0.484	2-2 2B		3-2 F7		1-1 G1-3		2-1 L1			4	0	1	1	0	0	0								
19 Matt Murton, R OBP: 0.395, SLG: 0.535	4-0 IBB		2-0 G1-3		0-2 G4-3		1-1 P3			3	0	0	0	1	0	0								
Corey Patterson, L OBP: 0.258, SLG: 0.360	2-3 K		0-1 G3-1		1-1 1B		1-2 G4-3			4	0	1	0	0	1	3								
Glendon Rusch, L OBP: 0.175, SLG: 0.156 58 Giovanni Soto, R OBP: 0.286, SLG: 0.247 Scott Strickland, R OBP: 0.356, SLG: 0.423 Russ Springer, R OBP: 0.291, SLG: 0.331 Mike Burns, R OBP: 0.355, SLG: 0.342 Jose Vizcaino, S OBP: 0.330 Mike Gallo, L	0-3 K			1-2 G4-3		3-1 L9		1-1 G6-3		2	0	0	0	0	1	0								
Inning Stats	R: 3 E: 0 K: 1 S: 16	H: 4 LOB: 3 BB: 1 P: 30	R: 0 E: 1 K: 2 S: 13	H: 1 LOB: 3 BB: 1 P: 21	R: 0 E: 0 K: 0 S: 9	H: 0 LOB: 0 BB: 0 P: 14	R: 2 E: 1 K: 1 S: 18	H: 3 LOB: 1 BB: 0 P: 27	R: 0 E: 0 K: 0 S: 9	H: 1 LOB: 1 BB: 0 P: 14	R: 0 E: 0 K: 0 S: 9	H: 1 LOB: 1 BB: 0 P: 18	R: 0 E: 0 K: 0 S: 5	H: 0 LOB: 0 BB: 0 P: 9	R: 0 E: 0 K: 0 S: 6	H: 0 LOB: 0 BB: 0 P: 8		1B: 7 2B: 3 3B: 0 HR: 0	SF: 0 SAC: 0 DP: 0 HBP: 0	WP: 1 PB: 0 SB: 0 CS: 0	PA: 37			
PITCHER	IP WLS BF H R ER SO BB IBB HBP BLK WP HR S P ERA WHIP	4.0 L 23 8 5 5 4 1 1 0 0 0 0 9 14 0.00 1.000	1.0 0 4 1 0 0 0 0 0 0 0 0 0 9 18 0.00 1.000	1.0 0 4 1 0 0 0 0 0 0 0 0 0 5 9 0.00 0.000	1.0 0 3 0 0 0 0 0 0 0 0 0 0 6 8 0.00 0.000																			

AB	35
R	5
H	10
RBI	5
BB	2
SO	4
LOB	13



Batter	1	2	3	4	5	6	7	8	9	AB	R	H	RBI	BB	SO	LOB	TOP					
Willy Taveras, R OBP: 0.326, SLG: 0.342	F8		B5-3					SH3-4									4 2 2 0 0 0 0					
Craig Biggio, R OBP: 0.330, SLG: 0.466	HR		1B				SH3-4	2B									3 1 2 2 1 0 1					
Morgan Ensberg, R OBP: 0.387, SLG: 0.567	L3		1B				1B	K									5 1 3 2 0 1 1					
17 Lance Berkman, S OBP: 0.416, SLG: 0.523	HR		G6-3				1B	1B									3 2 1 1 2 0 3					
Mike Lamb, L OBP: 0.279, SLG: 0.411 28 Adam Everett, R OBP: 0.291, SLG: 0.371	G1-3						L5	K									4 0 1 0 0 1 2 1 0 0 0 0 1 2					
16 Jason Lane, R OBP: 0.312, SLG: 0.495		F7					WP	K									4 1 1 0 1 1 1					
Jose Vizcaino, S OBP: 0.300, SLG: 0.339 Chad Qualls, R Mike Gallo, L	G4-3		FC4-6				SH	K									3 0 1 2 0 0 1 0 0 0 0 0 0 0 0 0 0 0 0 0 0 1 0 0 0 0 1 0 0 0 0 0 0 0 0					
5 Jeff Bagwell, R OBP: 0.371, SLG: 0.394 Mike Burns, R							FC6-4	G5-3									5 0 0 0 0 2 4					
Brad Ausmus, R OBP: 0.351, SLG: 0.338							FC6-4	G5-3														
Ezequiel Astacio, R OBP: 0.143, SLG: 0.143 2 Chris Burke, R OBP: 0.353, SLG: 0.353			K				G4-3	K									3 0 0 0 0 2 1 1 1 1 0 0 0 0					
Inning Stats	R: 2 E: 0 K: 0 S: 9	H: 2 LOB: 0 BB: 0 P: 13	R: 0 E: 0 K: 1 S: 6	H: 0 LOB: 0 BB: 0 P: 9	R: 0 E: 0 K: 1 S: 11	H: 1 LOB: 2 BB: 1 P: 18	R: 0 E: 0 K: 1 S: 8	H: 1 LOB: 1 BB: 0 P: 15	R: 1 E: 0 K: 0 S: 9	H: 2 LOB: 1 BB: 0 P: 12	R: 1 E: 0 K: 1 S: 13	H: 1 LOB: 1 BB: 0 P: 19	R: 3 E: 0 K: 1 S: 25	H: 3 LOB: 2 BB: 2 P: 40	R: 1 E: 0 K: 2 S: 17	H: 2 LOB: 2 BB: 1 P: 11	R: 0 E: 0 K: 2 S: 8	H: 0 LOB: 0 BB: 0 P: 11	1B: 6 2B: 3 3B: 1 HR: 2	SF: 0 SAC: 3 DP: 0 HBP: 0	WP: 2 PB: 0 SB: 1 CS: 0	PA: 44
PITCHER	IP WLS BF H R ER SO BB IBB HBP BLK WP HR S P ERA WHIP																					
38 Carlos Zambrano, R ERA: 3.33	6.1 L 30 9 6 6 4 1 0 0 0 0 1 2 62 94 8.53 1.579																					
13 Will Ohman, L ERA: 3.1	0.2 5 1 1 1 1 2 0 0 0 0 1 0 19 32 13.50 4.500																					
Todd Wellemeyer, R ERA: 6.12	2.0 9 2 1 1 4 0 1 0 0 0 0 0 25 43 4.50 1.000																					

Houston Astros @ Chicago Cubs
Wrigley Field, Chicago, IL
Sat Sep 24 2005, 1:20 PM CDT
Att: 39,263 - Cloudy - 69 F

AB 37
R 8
H 12
RBI 7
BB 4
SO 9
LOB 16



Batter	1	2	3	4	5	6	7	8	9	AB	R	H	RBI	BB	SO	LOB	BOTTOM					
Jose Macias, S OBP: 0.284, SLG: 0.323	K		G6-3					G5-3									4 0 0 0 0 1 0					
Neftali Perez, S OBP: 0.302, SLG: 0.390	P6		G4-3				HR	G5-3									4 1 1 0 0 0 0					
25 Derrek Lee, R OBP: 0.422, SLG: 0.667	G5-3		G4-3				1B	K									4 0 0 0 0 1 1					
Nomar Garciaparra, R OBP: 0.315, SLG: 0.441							HR	G4-3									4 1 2 2 0 0 0					
Jeromy Burnitz, L OBP: 0.326, SLG: 0.439			FC4-6				K	G6-3									3 1 0 0 1 1 1					
Michael Barrett, R OBP: 0.347, SLG: 0.481			SF9				K2-3	K									4 0 1 0 0 2 1					
19 Matt Murton, R OBP: 0.394, SLG: 0.526																	2 0 0 0 1 1 1					
Corey Patterson, L OBP: 0.256, SLG: 0.358			SF9					L5									2 0 0 1 0 0 0					
38 Carlos Zambrano, S ERA: 5.67 13 Will Ohman, L Ryan Theriot, R OBP: 0.400, SLG: 0.250 Todd Wellemeyer, R OBP: 0.250, SLG: 0.250	FC6-4							G6-3									2 0 0 0 0 0 2 0 0 0 0 0 0 0 1 0 0 0 0 0 0 0 0 0 0 0 0 0					
Inning Stats	R: 0 E: 0 K: 1 S: 6	H: 0 LOB: 0 BB: 0 P: 14	R: 1 E: 0 K: 0 S: 11	H: 2 LOB: 2 BB: 1 P: 22	R: 0 E: 0 K: 0 S: 5	H: 0 LOB: 0 BB: 0 P: 8	R: 0 E: 0 K: 0 S: 5	H: 0 LOB: 1 BB: 1 P: 11	R: 0 E: 0 K: 0 S: 5	H: 0 LOB: 0 BB: 0 P: 5	R: 2 E: 0 K: 2 S: 14	H: 2 LOB: 0 BB: 0 P: 21	R: 0 E: 0 K: 1 S: 6	H: 0 LOB: 0 BB: 0 P: 8	R: 0 E: 0 K: 1 S: 8	H: 0 LOB: 0 BB: 0 P: 10	R: 0 E: 0 K: 1 S: 6	H: 0 LOB: 0 BB: 0 P: 7	1B: 3 2B: 0 3B: 0 HR: 1	SF: 1 SAC: 0 DP: 0 HBP: 0	WP: 0 PB: 0 SB: 0 CS: 0	PA: 33
PITCHER	IP WLS BF H R ER SO BB IBB HBP BLK WP HR S P ERA WHIP																					
Ezequiel Astacio, R ERA: 5.67	6.0 W 24 4 3 3 3 2 0 0 0 0 0 1 46 81 4.50 1.000																					
Chad Qualls, R ERA: 3.32	1.0 3 0 0 0 1 0 0 0 0 0 0 0 6 8 0.00 0.000																					
Mike Gallo, L ERA: 2.25	1.0 3 0 0 0 1 0 0 0 0 0 0 0 8 10 0.00 0.000																					
Mike Burns, R ERA: 4.94	1.0 3 0 0 0 1 0 0 0 0 0 0 0 6 7 0.00 0.000																					

Houston Astros @ Chicago Cubs
Wrigley Field, Chicago, IL
Sat Sep 24 2005, 1:20 PM CDT
Att: 39,263 - Cloudy - 69 F

AB 30
R 3
H 4
RBI 3
BB 2
SO 6
LOB 6



Batter	1	2	3	4	5	6	7	8	9	AB	R	H	RBI	BB	SO	LOB	TOP				
Willy Taveras, R OBP: 0.324, SLG: 0.340	F7		K	PO	B5-3		SF7			3	0	0	1	0	1	0					
Craig Biggio, R OBP: 0.327, SLG: 0.463	F7		G6-3		F7		F7			4	0	0	0	0	0	0					
Morgan Ensberg, R OBP: 0.387, SLG: 0.565	G4-3				G5-3					3	0	1	0	1	0	0					
17 Lance Berkman, S OBP: 0.419, SLG: 0.522										2	0	1	0	2	0	1					
Mike Lamb, L OBP: 0.278, SLG: 0.407										3	0	0	0	1	0	4					
16 Jason Lane, R OBP: 0.313, SLG: 0.497										4	0	2	0	0	1	0					
28 Adam Everett, R Luke Scott, L OBP: 0.253, SLG: 0.244										2	1	0	0	1	1	4					
Brad Ausmus, R Charles Gipson, R OBP: 0.250, SLG: 0.273										1	0	0	0	2	0	3					
Andy Pettitte, L Orlando Palmeiro, L Chad Qualls, R Mike Gallo, L Dan Wheeler, R 5 Jeff Bagwell, R OBP: 0.298, SLG: 0.399										1	0	0	0	0	1	3					
Inning Stats	R: 0 E: 0 K: 0 S: 4	H: 0 LOB: 0 BB: 0 P: 5	R: 0 E: 0 K: 2 S: 14	H: 1 LOB: 3 BB: 2 P: 30	R: 0 E: 0 K: 1 S: 11	H: 0 LOB: 2 BB: 2 P: 22	R: 0 E: 0 K: 0 S: 4	H: 1 LOB: 0 BB: 1 P: 8	R: 0 E: 0 K: 0 S: 7	H: 1 LOB: 0 BB: 0 P: 15	R: 2 E: 0 K: 0 S: 10	H: 1 LOB: 0 BB: 1 P: 19	R: 0 E: 0 K: 0 S: 7	H: 1 LOB: 1 BB: 1 P: 13	R: 0 E: 0 K: 2 S: 11	H: 0 LOB: 1 BB: 1 P: 20	1B: 3 2B: 1 3B: 1 HR: 0	SF: 1 SAC: 2 DP: 1 HBP: 0	WP: 0 PB: 0 SB: 0 CS: 1	PA: 38	
PITCHER	IP	WLS	BF	H	R	ER	SO	BB	IBB	HBP	BLK	WP	HR	S	P	ERA	WHIP				
Jerome Williams, R ERA: 4.28	7.0	W	29	4	2	2	3	6	0	0	0	0	0	57	108	2.57	1.429				
43 Michael Wuerztz, R ERA: 3.95	1.0	H	3	1	0	0	0	0	0	0	0	0	0	7	13	0.00	1.000				
46 Ryan Dempster, R ERA: 3.2	1.0	S	4	0	0	0	2	1	0	0	0	0	0	11	20	0.00	1.000				

Houston Astros @ Chicago Cubs
Wrigley Field, Chicago, IL
Sun Sep 25 2005, 1:20 PM CDT
Att: 38,121 - Overcast - 73 F

AB 26
R 2
H 5
RBI 2
BB 7
SO 5
LOB 16



Batter	1	2	3	4	5	6	7	8	9	AB	R	H	RBI	BB	SO	LOB	BOTTOM				
Jose Macias, S OBP: 0.277, SLG: 0.314	G6-3		F9				F8			4	0	0	0	0	0	3					
Neftali Perez, S OBP: 0.300, SLG: 0.387	F9						G5-3			4	0	0	0	0	0	0					
25 Derrek Lee, R OBP: 0.424, SLG: 0.672							G5-3			3	1	2	1	1	0	0					
Nomar Garciaparra, R OBP: 0.314, SLG: 0.437							G6-3			4	0	1	0	0	1	1					
Michael Barrett, R OBP: 0.344, SLG: 0.477							F9			4	1	0	0	0	1	3					
Jeremy Burnitz, L OBP: 0.325, SLG: 0.443							L3			4	1	1	2	0	1	2					
19 Matt Murton, R OBP: 0.400, SLG: 0.525							G6-3			2	0	1	0	1	0	0					
Corey Patterson, L OBP: 0.257, SLG: 0.357							G5-3			2	0	0	0	1	0	1					
Jerome Williams, R OBP: 0.094, SLG: 0.125										2	0	0	0	0	2	0					
Scott McClain, R OBP: 0.287, SLG: 0.231										0	0	0	0	1	0	0					
43 Michael Wuerztz, R OBP: 0.071, SLG: 0.071										0	0	0	0	0	0	0					
Inning Stats	R: 1 E: 0 K: 1 S: 10	H: 1 LOB: 0 BB: 0 P: 13	R: 0 E: 0 K: 1 S: 5	H: 0 LOB: 0 BB: 0 P: 7	R: 0 E: 0 K: 1 S: 6	H: 0 LOB: 0 BB: 0 P: 7	R: 0 E: 0 K: 0 S: 4	H: 0 LOB: 0 BB: 0 P: 8	R: 0 E: 0 K: 0 S: 10	H: 1 LOB: 1 BB: 0 P: 19	R: 0 E: 0 K: 1 S: 5	H: 0 LOB: 0 BB: 0 P: 7	R: 2 E: 0 K: 0 S: 18	H: 2 LOB: 3 BB: 3 P: 33	R: 0 E: 0 K: 1 S: 11	H: 1 LOB: 2 BB: 1 P: 17	1B: 3 2B: 0 3B: 0 HR: 2	SF: 0 SAC: 0 DP: 0 HBP: 0	WP: 0 PB: 0 SB: 1 CS: 0	PA: 33	
PITCHER	IP	WLS	BF	H	R	ER	SO	BB	IBB	HBP	BLK	WP	HR	S	P	ERA	WHIP				
Andy Pettitte, L ERA: 2.42	6.0		20	2	1	1	4	0	0	0	0	0	0	40	61	1.50	0.333				
Chad Qualls, R ERA: 3.4	0.2	H	3	1	1	1	0	0	0	0	0	0	0	4	5	13.50	1.500				
Mike Gallo, L ERA: 2.7	0.0	L	3	1	1	1	0	2	0	0	0	0	1	9	19	∞	∞				
Dan Wheeler, R ERA: 2.34	1.1		7	1	0	0	1	2	0	0	0	0	0	16	26	0.00	2.250				

Houston Astros @ Chicago Cubs
Wrigley Field, Chicago, IL
Sun Sep 25 2005, 1:20 PM CDT
Att: 38,121 - Overcast - 73 F


AB 29
R 3
H 5
RBI 3
BB 4
SO 5
LOB 10



Batter	1	2	3	4	5	6	7	8	9	AB	R	H	RBI	BB	SO	LOB	TOP										
12 Freddy Sanchez, R OBP: 0.333, SLG: 0.392 (1, 4) (8, 5)	1-1 BB HBP	1-1 FC5 1B		0-0 1B		1-3 K2-3		3-1 1B		4	0	2	0	0	1	1	Pittsburgh Pirates @ Chicago Cubs Wrigley Field, Chicago, IL Wed Sep 28 2005, 1:20 PM CDT Att: 37,491 - Overcast - 73 F										
Tike Redman, L OBP: 0.292, SLG: 0.334 16 Salomon Torres, R OBP: 0.500, SLG: 0.500 Michael Gonzalez, R (8, 1) (9, 1)	2-3 K	0-0 F9		2-2 P5		0-0 G4-3		1-3 K		5	0	0	0	0	2	6											
Jason Bay, R OBP: 0.400, SLG: 0.561 (1, 7)	4-2 BB BB	0-1 1B		0-2 K		0-2 G5-3			3-3 K	4	0	1	1	1	2	1											
Rob Mackowiak, L OBP: 0.339, SLG: 0.391 (1, 5) (8, 9)	4-2 BB BB	1-0 L8		1-0 L9			0-3 K		1-2 G4-3	4	0	0	0	1	1	3											
Brad Eldred, R OBP: 0.297, SLG: 0.486 (1, 3)	0-0 P3		4-2 13 1B BB		1-3 K		1-3 K		3-3 K	4	0	0	0	1	3	3											
13 Nate McLouth, L OBP: 0.299, SLG: 0.424 (1, 8)	0-3 K		0-0 1B		2-1 HR		1-0 L6			4	1	2	1	0	1	3											
11 Humberto Cota, R OBP: 0.280, SLG: 0.377 (1, 2)		0-2 12 FC5 12 E 1B		1-0 F9		4-1 BB		1-1 F8		3	1	1	0	1	0	2											
J.J. Furmaniak, R OBP: 0.269, SLG: 0.182 (1, 6) (8, 4)		1-0 12 E 1B		2-2 F9		3-3 K		4-2 12 1B BB		3	1	1	0	1	1	3											
28 Paul Maholm, L OBP: 0.188, SLG: 0.133 Rick White, R (7, 1) 34 John Grabow, L (7, 1) Daryle Ward, L OBP: 0.319, SLG: 0.406 (8, PH) 2 Jack Wilson, R OBP: 0.299, SLG: 0.363 (8, 6)		0-0 B2		0-3 K		1-3 K		1-3 K		3	0	0	0	0	2	5											
Inning Stats	R: 0 E: 0 K: 2 S: 14	H: 0 LOB: 3 BB: 2 P: 25	R: 2 E: 1 K: 0 S: 12	H: 3 LOB: 2 BB: 0 P: 15	R: 0 E: 0 K: 1 S: 10	H: 1 LOB: 2 BB: 1 P: 17	R: 0 E: 0 K: 1 S: 11	H: 1 LOB: 1 BB: 0 P: 14	R: 1 E: 0 K: 3 S: 15	H: 1 LOB: 1 BB: 1 P: 26	R: 0 E: 0 K: 1 S: 7	H: 0 LOB: 0 BB: 0 P: 8	R: 0 E: 0 K: 2 S: 7	H: 0 LOB: 0 BB: 0 P: 9	R: 0 E: 0 K: 2 S: 16	H: 1 LOB: 2 BB: 1 P: 24		R: 0 E: 0 K: 2 S: 11	H: 0 LOB: 0 BB: 0 P: 18	1B: 6 2B: 0 3B: 0 HR: 1	SF: 0 SAC: 0 DP: 0 HBP: 1	WP: 0 PB: 0 SB: 0 CS: 0	PA: 41				
PITCHER	IP	WLS	BF	H	R	ER	SO	BB	IBB	HBP	BLK	WP	HR	S	P	ERA	WHIP										
22 Mark Prior, R ERA: 3.67 Scott Williamson, R ERA: 5.65 13 Will Ohman, L ERA: 3.02 44 Roberto Novoa, R ERA: 4.12 43 Michael Wuerztz, R ERA: 3.91	5.0	L	27	6	3	1	7	4	0	1	0	0	1	62	97	1.80	2.000										

Batter	1	2	3	4	5	6	7	8	9	AB	R	H	RBI	BB	SO	LOB	BOTTOM												
Jose Macias, S OBP: 0.281, SLG: 0.331 (1, 4)	4-2 25 S BB		0-3 K			1-2 HR	1-0 FC6-4		2-0 P4	4	1	1	1	1	1	5	Pittsburgh Pirates @ Chicago Cubs Wrigley Field, Chicago, IL Wed Sep 28 2005, 1:20 PM CDT Att: 37,491 - Overcast - 73 F												
Neftali Perez, S OBP: 0.298, SLG: 0.383 (1, 6)	2-1 F7		0-1 FC6-4			0-3 K		0-3 K		4	0	0	0	0	2	2													
25 Derrek Lee, R OBP: 0.422, SLG: 0.668 (1, 3)	2-3 K			1-0 G5-3		1-2 2B 19 G6-3 1B		1-0 G6-3		4	1	1	0	0	1	1													
Nomar Garciaparra, R OBP: 0.316, SLG: 0.453 (1, 5)	1-0 G6-3			2-2 F9		1-0 19 G6-3 2B		0-0 F7		4	0	1	0	0	0	1													
19 Matt Murton, R OBP: 0.401, SLG: 0.528 (1, 7)		2-2 G4-3			3-3 K		0-1 G6-3		1-1 24 BB E 1B	4	0	1	1	0	1	1													
Jeremy Burnitz, L OBP: 0.323, SLG: 0.439 (1, 9)		2-1 F8			0-2 FC3-6 24 1B		1-0 G3-1		1-0 E4 24 BB	4	0	1	0	0	0	2													
24 Henry Blanco, R OBP: 0.287, SLG: 0.391 (1, 2)		2-1 G1-3			1-2 FC3-6 1B		1-2 G4-3		4-0 BB	3	0	1	0	1	0	0													
Corey Patterson, L OBP: 0.255, SLG: 0.353 (1, 8)			0-2 G3		2-0 FC3-6 G5-4-3		1-1 P2		0-3 K	4	0	0	0	0	1	5													
22 Mark Prior, R ERA: 2.96, SLG: 0.271 Scott Williamson, R ERA: 5.65 13 Will Ohman, L ERA: 3.02 Michael Barrett, R ERA: 4.52 44 Roberto Novoa, R ERA: 4.12 43 Michael Wuerztz, R ERA: 3.91 Ben Griener, L ERA: 2.83	6.2	W	26	6	2	2	4	1	0	0	0	0	0	1	64	98		2.70	1.050										
Inning Stats	R: 0 E: 0 K: 1 S: 10	H: 0 LOB: 1 BB: 1 P: 19	R: 0 E: 0 K: 0 S: 7	H: 0 LOB: 0 BB: 0 P: 13	R: 0 E: 0 K: 1 S: 11	H: 1 LOB: 0 BB: 0 P: 13	R: 0 E: 0 K: 1 S: 8	H: 0 LOB: 0 BB: 0 P: 14	R: 0 E: 0 K: 0 S: 8	H: 2 LOB: 1 BB: 0 P: 13	R: 2 E: 0 K: 1 S: 14	H: 3 LOB: 1 BB: 0 P: 18	R: 0 E: 0 K: 0 S: 8	H: 0 LOB: 1 BB: 0 P: 14	R: 0 E: 0 K: 1 S: 5	H: 0 LOB: 0 BB: 0 P: 6		R: 0 E: 1 K: 2 S: 10	H: 1 LOB: 3 BB: 1 P: 21	1B: 5 2B: 1 3B: 0 HR: 1	SF: 0 SAC: 0 DP: 1 HBP: 1	WP: 0 PB: 0 SB: 1 CS: 0	PA: 37						
PITCHER	IP	WLS	BF	H	R	ER	SO	BB	IBB	HBP	BLK	WP	HR	S	P	ERA	WHIP												
28 Paul Maholm, L ERA: 2.18 Rick White, R ERA: 3.74 34 John Grabow, L ERA: 4.52 16 Salomon Torres, R ERA: 2.84 Michael Gonzalez, L ERA: 2.83	0.0		1	0	0	0	0	0	0	0	0	0	0	1	4	=	=												




Batter	1	2	3	4	5	6	7	8	9	AB	R	H	RBI	BB	SO	LOB	TOP					
Jose Macias, S (1,4) OBP: 0.280, SLG: 0.325	4-0 1B BB		1-3 K		0-1 G6-3		2-3 K			3	0	0	0	1	2	1						
Neft Perez, S (1,6) OBP: 0.296, SLG: 0.380	0-1 F8		1-0 L5			0-0 F7		0-0 G3		4	0	0	0	0	0	1						
25 Derrek Lee, R (1,3) OBP: 0.421, SLG: 0.670	1-0 P3		1-0 F8			0-1 HR		2-3 K		4	1	1	1	0	1	1						
Nomar Garciaparra, R (1,5) OBP: 0.323, SLG: 0.459	0-0 1B			1-0 G6-3		1-2 1B 19 G6-4-3		1-0 1B		4	0	3	0	0	0	0						
19 Matt Murton, R (1,7) OBP: 0.397, SLG: 0.543	2-0 G1-3			3-1 HR		0-0 G6-4-3		1-0 F9		4	1	1	1	0	0	4						
Jeremy Burnitz, L (1,9) OBP: 0.322, SLG: 0.437		0-0 F8		1-1 G3-1			1-0 E FC6 WP HBP		2-1 F7	3	1	0	0	0	0	0						
Michael Barrett, R (1,2) 46 Ryan Dempster, R (9,1) OBP: 0.071, SLG: 0.071		0-1 G5-3		0-1 G5-3			0-0 FC6 WP CS		2-3 K	4	0	0	0	0	1	1	AB 33 R 3 H 6 RBI 2 BB 1 SO 6 LOB 10					
Corey Patterson, L (1,8) OBP: 0.253, SLG: 0.350		1-1 E4			2-3 K		3-2 G1-3		2-3 K2-3	4	0	0	0	0	2	1						
Glendon Rusch, L (1,1) 43 Michael Wuerztz, R (8,1) 24 Henry Blanco, R (9,2) OBP: 0.287, SLG: 0.391		1-0 P4			1-1 L5		2-3 3-H 3-H 1B			3	0	1	0	0	0	1						
Inning Stats	R: 0 E: 0 K: 0 S: 5	H: 1 LOB: 2 BB: 1 P: 12	R: 0 E: 1 K: 0 S: 6	H: 0 LOB: 1 BB: 0 P: 8	R: 0 E: 0 K: 1 S: 7	H: 0 LOB: 0 BB: 0 P: 10	R: 1 E: 0 K: 0 S: 7	H: 1 LOB: 0 BB: 0 P: 12	R: 0 E: 0 K: 1 S: 8	H: 0 LOB: 0 BB: 0 P: 11	R: 1 E: 0 K: 0 S: 7	H: 2 LOB: 0 BB: 0 P: 8	R: 1 E: 1 K: 1 S: 10	H: 1 LOB: 1 BB: 0 P: 16	R: 0 E: 0 K: 2 S: 6	H: 1 LOB: 1 BB: 0 P: 10	R: 0 E: 0 K: 2 S: 8	H: 0 LOB: 0 BB: 0 P: 14	1B: 4 2B: 0 3B: 0 HR: 2	SF: 0 SAC: 0 DP: 1 HBP: 1	WP: 1 PB: 0 SB: 0 CS: 1	PA: 35
PITCHER	IP WLS BF H R ER SO BB IBB HBP BLK WP HR S P ERA WHIP	7.0 L 28 5 3 3 3 1 0 0 0 1 2 50 77 3.86 0.857	2.0 L 7 1 0 0 3 0 0 0 0 0 0 14 24 0.00 0.500	PITCHER																		

Chicago Cubs @ Houston Astros
Minute Maid Park, Houston, TX
Thu Sep 29 2005, 7:05 PM CDT
Att: 37,820 - Cloudy - 83 F

livebaseballscores.com



Batter	1	2	3	4	5	6	7	8	9	AB	R	H	RBI	BB	SO	LOB	BOTTOM					
Craig Biggio, R (1,4) OBP: 0.325, SLG: 0.463	1-0 P5		1-1 G6-4-3 1B		2-1 F8			2-3 K		4	0	1	0	0	1	0						
Willy Taveras, R (1,8) OBP: 0.325, SLG: 0.340	0-2 G5-3		0-0 G6-4-3 1B			0-1 P4		0-1 G4-3		4	0	1	0	0	0	0						
Morgan Ensberg, R (1,5) OBP: 0.389, SLG: 0.564	0-0 G6-3		3-2 G6-4-3		1-2 1B	3-2 P2		4-2 BB		3	0	0	0	1	0	2						
17 Lance Berkman, S (1,3) OBP: 0.412, SLG: 0.525		1-0 HR	2-3 K2-3			2-2 G6-3		1-0 F8		4	1	1	1	0	1	2						
16 Jason Lane, R (1,9) OBP: 0.313, SLG: 0.497		1-0 F9		1-1 F8			0-2 F7		1-3 K	4	0	0	0	0	1	0						
2 Chris Burke, R (1,7) Orlando Palmeiro, L (9,PH) Charles Gipson, R (9,PH) OBP: 0.250, SLG: 0.273		1-0 28 1B CS 1B		0-2 F8		1-1 F8		1-1 28 1B 5 SF8 1B		3	1	2	0	0	0	0						
28 Adam Everett, R (1,6) Mike Lamb, L (9,PH) OBP: 0.279, SLG: 0.412		0-0 CS 1B		0-3 K			0-0 1B		0-3 K	3	0	2	0	0	1	0	AB 31 R 2 H 8 RBI 2 BB 3 SO 8 LOB 8					
Raul Chavez, R (1,2) 5 Jeff Bagwell, R (7,PH) Dan Wheeler, R (8,1) Luke Scott, L (9,PH) OBP: 0.270, SLG: 0.288		1-0 SAFE SAFE 1B		1-2 BB		1-3 K		1-2 SAFE SAFE SF8		1	0	0	0	1	1	0						
51 Wandy Rodriguez, S (1,1) Jose Vizcaino, S (7,PH) Brad Ausmus, R (8,2) OBP: 0.353, SLG: 0.334		1-3 SAFE SAFE BB		3-2 G5-3			3-2 SAFE SAFE K		3-3 SAFE SAFE 2B	2	0	0	0	0	1	2						
Inning Stats	R: 0 E: 0 K: 0 S: 5	H: 0 LOB: 0 BB: 0 P: 6	R: 1 E: 0 K: 1 S: 8	H: 3 LOB: 2 BB: 1 P: 15	R: 0 E: 0 K: 1 S: 10	H: 2 LOB: 1 BB: 0 P: 16	R: 0 E: 0 K: 1 S: 8	H: 0 LOB: 0 BB: 0 P: 9	R: 0 E: 0 K: 1 S: 8	H: 0 LOB: 0 BB: 0 P: 14	R: 0 E: 0 K: 0 S: 10	H: 0 LOB: 0 BB: 0 P: 15	R: 1 E: 0 K: 1 S: 12	H: 2 LOB: 1 BB: 0 P: 17	R: 0 E: 0 K: 1 S: 8	H: 0 LOB: 1 BB: 1 P: 15	R: 0 E: 0 K: 2 S: 13	H: 1 LOB: 3 BB: 1 P: 20	1B: 6 2B: 1 3B: 0 HR: 1	SF: 1 SAC: 0 DP: 1 HBP: 0	WP: 0 PB: 0 SB: 0 CS: 2	PA: 35
PITCHER	IP WLS BF H R ER SO BB IBB HBP BLK WP HR S P ERA WHIP	7.0 W 27 7 2 2 2 1 0 0 0 1 1 61 92 2.57 1.143	1.0 H 4 0 0 0 1 1 0 0 0 0 0 8 15 0.00 1.000	1.0 S 4 1 0 0 2 1 0 0 0 0 0 13 20 0.00 2.000	PITCHER																	

Chicago Cubs @ Houston Astros
Minute Maid Park, Houston, TX
Thu Sep 29 2005, 7:05 PM CDT
Att: 37,820 - Cloudy - 83 F

livebaseballscores.com



Batter	1	2	3	4	5	6	7	8	9	AB	R	H	RBI	BB	SO	LOB	TOP
Ryan Theriot, R (1, 4) OBP: 0.214, SLG: 0.231	G5-3		FC4-6			1B 25 SF9 2B		G1-3	P3	5	1	1	0	0	0	3	
Neftali Feliz, S (1, 6) OBP: 0.297, SLG: 0.381	F9			L5		2B		25 E 2B	G6-3	5	1	2	0	0	0	2	
25 Derrek Lee, R (1, 3) OBP: 0.420, SLG: 0.668	K			G6-3		SF9		E6		3	0	1	1	0	1	1	
Nomar Garciaparra, R (1, 5) OBP: 0.322, SLG: 0.459		F9		G6-3		F8				4	0	1	1	0	0	2	
19 Matt Murton, R (1, 7) OBP: 0.393, SLG: 0.534		G6-3		G6-3			K			4	1	1	0	0	1	1	
Jeremy Burnitz, L (1, 9) OBP: 0.322, SLG: 0.436					K		G3			4	0	1	0	0	1	0	
Michael Barrett, R (1, 2) OBP: 0.343, SLG: 0.471			L9		K					4	1	2	1	0	1	0	
Corey Patterson, L (1, 8) OBP: 0.251, SLG: 0.347			G4-3		F8		K		FC3-2	4	0	0	0	0	1	3	
38 Carlos Zambrano, S (1, 1) Jose Morales, S (8, PH) 44 Roberto Novoa, R (8, 1) Todd Walker, L (8, PH) 5 Ronny Cedeno, R (8, PH) 46 Ryan Dempster, R (8, 1)						K				2	0	1	0	0	1	0	
Inning Stats	R: 0 E: 0 K: 1 S: 9	H: 0 LOB: 0 BB: 0 P: 13	R: 0 E: 0 K: 0 S: 7	H: 0 LOB: 0 BB: 0 P: 12	R: 0 E: 0 K: 0 S: 7	H: 1 LOB: 1 BB: 0 P: 13	R: 0 E: 0 K: 0 S: 9	H: 1 LOB: 1 BB: 0 P: 15	R: 0 E: 0 K: 2 S: 10	H: 1 LOB: 1 BB: 0 P: 13	R: 1 E: 1 K: 1 S: 10	H: 2 LOB: 2 BB: 0 P: 17	R: 2 E: 0 K: 0 S: 15	H: 4 LOB: 2 BB: 0 P: 25	1B: 8 2B: 3 3B: 0 HR: 0	SF: 1 SAC: 0 DP: 0 HBP: 0	WP: 0 PA: 38 PB: 0 SB: 0 CS: 0
PITCHER	IP WLS BF H R ER SO BB IBB HBP BLK WP HR S P ERA WHIP																
Andy Pettitte, L (1, 1) ERA: 2.39	7.0	26	5	1	1	6	0	0	0	0	0	0	60	95	1.29	0.714	
Chad Qualls, R (8, 1) ERA: 3.32	1.0	5	2	1	0	1	0	0	0	0	0	0	10	17	0.00	2.000	
54 Brad Lidge, R (9, 1) ERA: 2.36	1.0	L	7	4	2	2	0	0	0	0	0	0	15	25	18.00	4.000	

Chicago Cubs @ Houston Astros
Minute Maid Park, Houston, TX
Fri Sep 30 2005, 7:05 PM CDT
Att: 41,304 - Cloudy - 83 F

AB 37
R 4
H 11
RBI 4
BB 0
SO 7
LOB 12



Batter	1	2	3	4	5	6	7	8	9	AB	R	H	RBI	BB	SO	LOB	BOTTOM				
Craig Biggio, R (1, 4) OBP: 0.324, SLG: 0.462	K					L9	G4-3		G4-3	5	0	1	0	0	1	2					
Willy Taveras, R (1, 8) Orlando Palmeiro, L (9, PH) OBP: 0.304, SLG: 0.339 OBP: 0.342, SLG: 0.433	G4-3					K		17 HR 1B	F9	4	1	1	0	0	2	1					
Morgan Ensberg, R (1, 5) OBP: 0.388, SLG: 0.561	K			F7		BB 17 BB BB		P5		3	0	0	0	1	1	1					
17 Lance Berkman, S (1, 7) (9, 3) OBP: 0.413, SLG: 0.530		K			G6-3					3	1	1	2	1	1	0					
Mike Lamb, L (1, 3) 54 Brad Lidge, R (9, 1) OBP: 0.282, SLG: 0.420		HR			F9			HR		3	1	1	1	1	1	0					
16 Jason Lane, R (1, 9) OBP: 0.313, SLG: 0.494		F7				P3	G6-3			3	0	0	0	1	0	3					
28 Adam Everett, R (1, 6) OBP: 0.288, SLG: 0.365		K				K		G6-3	L4	4	0	0	0	0	2	1					
Brad Ausmus, R (1, 2) 2 Chris Burke, R (9, PR) OBP: 0.357, SLG: 0.337 OBP: 0.307, SLG: 0.366			L7						G4-3	3	0	2	0	1	0	0					
Andy Pettitte, L (1, 1) 5 Jeff Bagwell, R (7, PH) Chad Qualls, R (8, 1) Charles Gipson, R (9, 7) OBP: 0.094, SLG: 0.081 OBP: 0.364, SLG: 0.388			K						SH3-4	1	0	0	0	0	1	1					
Inning Stats	R: 0 E: 0 K: 2 S: 12	H: 1 LOB: 0 BB: 0 P: 19	R: 1 E: 0 K: 2 S: 12	H: 1 LOB: 0 BB: 0 P: 19	R: 0 E: 0 K: 2 S: 14	H: 1 LOB: 1 BB: 0 P: 20	R: 0 E: 0 K: 0 S: 4	H: 0 LOB: 0 BB: 0 P: 9	R: 0 E: 0 K: 1 S: 9	H: 1 LOB: 1 BB: 0 P: 12	R: 0 E: 0 K: 1 S: 11	H: 0 LOB: 3 BB: 3 P: 24	R: 0 E: 0 K: 0 S: 8	H: 1 LOB: 1 BB: 0 P: 11	R: 2 E: 0 K: 1 S: 7	H: 2 LOB: 1 BB: 1 P: 14	R: 0 E: 0 K: 0 S: 11	H: 0 LOB: 2 BB: 1 P: 19	1B: 3 2B: 1 3B: 0 HR: 2	SF: 0 SAC: 1 DP: 0 HBP: 0	WP: 0 PA: 38 PB: 0 SB: 0 CS: 0
PITCHER	IP WLS BF H R ER SO BB IBB HBP BLK WP HR S P ERA WHIP																				
38 Carlos Zambrano, R (1, 1) ERA: 3.26	7.0	28	4	1	1	8	3	0	0	0	0	1	70	114	1.29	1.000					
44 Roberto Novoa, R (8, 1) ERA: 4.43	1.0	W	6	2	2	2	1	0	0	0	0	1	7	14	18.00	3.000					
46 Ryan Dempster, R (9, 1) ERA: 3.13	1.0	S	4	0	0	0	0	1	0	0	0	0	11	19	0.00	1.000					

Chicago Cubs @ Houston Astros
Minute Maid Park, Houston, TX
Fri Sep 30 2005, 7:05 PM CDT
Att: 41,304 - Cloudy - 83 F

AB 32
R 3
H 6
RBI 3
BB 5
SO 9
LOB 12



Batter	1	2	3	4	5	6	7	8	9	AB	R	H	RBI	BB	SO	LOB	TOP			
Jose Macias, S (1,4) OBP: 0.282, SLG: 0.326	2-2 FC2-6 1B		3-3 K		1-0 G6-4-3 1B		1-1 F7		1-1 G6-3	5	0	2	0	0	1	1				
Neft Perez, S (1,6) OBP: 0.295, SLG: 0.378	0-0 FC2-6 25 BB 1-2		1-1 G5-3		0-0 G6-4-3 1-2		0-1 G1-3			4	0	0	0	0	0	3				
25 Derrek Lee, R (1,3) OBP: 0.421, SLG: 0.666	4-2 G6-4-3 1-2 BB			3-3 K	4-2 FC4 BB			2-3 K		2	0	0	0	2	2	0				
Nomar Garciaparra, R (1,5) OBP: 0.321, SLG: 0.456	0-0 G6-4-3 1-2			0-1 1B 19 SF9 1B	1-1 FC4 1-2			0-0 G6-3		4	1	1	0	0	0	3				
Jeremy Burnitz, L (1,9) OBP: 0.323, SLG: 0.436		3-3 K		0-0 19 SF9 1B 1-2		0-0 G2-3		1-2 1B		4	0	2	0	0	1	0				
Michael Barrett, R (1,2) OBP: 0.344, SLG: 0.471		3-2 E4 19 G1-3		2-2 19 SF9 1B 1-2		3-2 G6-3		0-2 19 FC4-6 1B 1-3		4	0	2	0	0	0	0				
19 Matt Murton, R (1,7) OBP: 0.383, SLG: 0.522		0-0 G1-3 1-2		0-1 SF9 1-2 2-3 3-H 4-0		1-1 G1-3		1-1 FC4-6 1-2		3	0	0	1	0	0	3				
Corey Patterson, L (1,8) OBP: 0.253, SLG: 0.347		1-0 G4-3						0-0 SH1-4 1B		3	0	1	0	1	1	1				
Jerome Williams, R (1,1) OBP: 0.088, SLG: 0.118			2-3 K	0-3 K				1-0 G4-3		2	0	0	0	0	2	3				
13 Will Ohman, L (8,1)										0	0	0	0	0	0	0				
43 Michael Wurtz, R (8,1)										0	0	0	0	0	0	0				
Todd Walker, L (9, PH) OBP: 0.356, SLG: 0.475										1	0	0	0	0	0	0				
Inning Stats	R: 0 E: 0 K: 0 S: 9	H: 1 LOB: 1 BB: 1 P: 15	R: 0 E: 1 K: 1 S: 9	H: 0 LOB: 1 BB: 0 P: 16	R: 0 E: 0 K: 2 S: 9	H: 0 LOB: 0 BB: 0 P: 15	R: 1 E: 0 K: 2 S: 16	H: 3 LOB: 3 BB: 1 P: 25	R: 0 E: 0 K: 0 S: 7	H: 0 LOB: 1 BB: 0 P: 11	R: 0 E: 0 K: 0 S: 6	H: 1 LOB: 1 BB: 0 P: 7	R: 0 E: 0 K: 1 S: 18	H: 2 LOB: 2 BB: 0 P: 22	R: 0 E: 0 K: 1 S: 7	H: 0 LOB: 0 BB: 0 P: 9	1B: 8 2B: 0 3B: 0 HR: 0	SF: 1 SAC: 1 DP: 2 HBP: 0	WP: 0 PA: 37 PB: 0 SB: 0 CS: 0	
PITCHER	IP WLS BF H R ER SO BB IBB HBP BLK WP HR S P ERA WHIP																			
Roger Clemens, R (1,1) ERA: 1.87	7.0 W 29 6 1 1 5 2 1 0 0 0 0 62 101 1.29 1.143																			
Dan Wheeler, R (8,1) ERA: 2.24	1.0 H 5 2 0 0 1 0 0 0 0 0 0 18 22 0.00 2.000																			
54 Brad Lidge, R (9,1) ERA: 2.33	1.0 S 3 0 0 0 1 0 0 0 0 0 0 7 9 0.00 0.000																			

Chicago Cubs @ Houston Astros
Minute Maid Park, Houston, TX
Sat Oct 01 2005, 3:10 PM CDT
Att. 42,021 - Roof Closed - 72 F

AB	32
R	1
H	8
RBI	1
BB	3
SO	7
LOB	14



Batter	1	2	3	4	5	6	7	8	9	AB	R	H	RBI	BB	SO	LOB	BOTTOM			
Craig Biggio, R (1,4) OBP: 0.323, SLG: 0.466	0-0 HR		1-1 G5-3		2-3 K		1-2 FC6-4 5 G5-3			4	1	1	1	0	1	2				
Orlando Palmeiro, L (9,7) OBP: 0.342, SLG: 0.433										0	0	0	0	0	0	0				
Willy Taveras, R (1,8) OBP: 0.324, SLG: 0.341	0-0 G1-3		1-0 G6-3			1-2 FC3-6 16 1B	0-0 G5-3			3	1	1	0	0	0	0				
5 Jeff Bagwell, R (7, PH) OBP: 0.361, SLG: 0.384										1	0	0	1	0	0	1				
Dan Wheeler, R (8,1)										0	0	0	0	0	0	0				
4 Eric Bruntlett, R (9,4) OBP: 0.292, SLG: 0.413										0	0	0	0	0	0	0				
Morgan Ensberg, R (1,5) OBP: 0.387, SLG: 0.557	0-1 G5-3		4-2 BB			0-0 P5	3-H F8 2-2			3	0	0	0	1	0	2				
17 Lance Berkman, S (1,7) OBP: 0.414, SLG: 0.528	4-0 1B BB		1-0 G4-3			3-0 FC3-6 HBP		2-3 K		2	0	0	0	1	1	1				
Mike Lamb, L (1,3) OBP: 0.281, SLG: 0.418	0-1 G4-3			2-0 G4-3		1-0 FC3-6 16 1B		1-3 K		4	0	1	0	0	1	2				
54 Brad Lidge, R (9,1)	1-2 1B					1-2 2-3				0	0	0	0	0	0	0				
16 Jason Lane, R (1,9) OBP: 0.312, SLG: 0.492	3-2 P3			0-0 G6-3		2-2 G6-3		2-3 K		4	0	1	1	0	1	2				
Brad Ausmus, R (1,2) OBP: 0.355, SLG: 0.334		0-0 G5-3		1-2 G4-3		1-2 3-H 0-1 P4				3	0	0	0	0	2					
28 Adam Everett, R (1,6) OBP: 0.288, SLG: 0.364		1-2 L6			3-3 K		0-1 FC6-4 5 G5-3 2 1B			3	1	1	0	0	1	0				
Roger Clemens, R (1,1) OBP: 0.281, SLG: 0.241			0-0 F7		0-3 K		0-0 FC6-4 1B			2	0	0	0	0	1	0				
2 Chris Burke, R (7, PH) OBP: 0.309, SLG: 0.368										1	0	1	0	0	0	0				
Charles Gipson, R (8,8) OBP: 0.250, SLG: 0.273										0	0	0	0	0	0	0				
Inning Stats	R: 1 E: 0 K: 0 S: 9	H: 2 LOB: 2 BB: 1 P: 16	R: 0 E: 0 K: 0 S: 5	H: 0 LOB: 0 BB: 0 P: 6	R: 0 E: 0 K: 0 S: 6	H: 0 LOB: 1 BB: 1 P: 13	R: 0 E: 0 K: 0 S: 6	H: 0 LOB: 0 BB: 0 P: 9	R: 0 E: 0 K: 3 S: 9	H: 0 LOB: 0 BB: 0 P: 14	R: 1 E: 0 K: 0 S: 10	H: 2 LOB: 2 BB: 0 P: 17	R: 1 E: 0 K: 0 S: 13	H: 2 LOB: 1 BB: 0 P: 16	R: 0 E: 0 K: 3 S: 9	H: 0 LOB: 0 BB: 0 P: 14	1B: 4 2B: 1 3B: 0 HR: 1	SF: 0 SAC: 0 DP: 0 HBP: 1	WP: 0 PA: 33 PB: 0 SB: 0 CS: 0	
PITCHER	IP WLS BF H R ER SO BB IBB HBP BLK WP HR S P ERA WHIP																			
Jerome Williams, R (1,1) ERA: 4.26	7.0 L 30 6 3 3 3 2 0 1 0 0 0 58 91 3.86 1.143																			
13 Will Ohman, L (8,1) ERA: 2.98	0.2 2 0 0 0 2 0 0 0 0 0 0 0 6 9 0.00 0.000																			
43 Michael Wurtz, R (8,1) ERA: 3.84	0.1 1 0 0 0 1 0 0 0 0 0 0 0 3 5 0.00 0.000																			

Chicago Cubs @ Houston Astros
Minute Maid Park, Houston, TX
Sat Oct 01 2005, 3:10 PM CDT
Att. 42,021 - Roof Closed - 72 F

AB	30
R	3
H	6
RBI	3
BB	2
SO	6
LOB	12



Batter	1	2	3	4	5	6	7	8	9	AB	R	H	RBI	BB	SO	LOB	TOP										
Corey Patterson, L (1, 8) OBP: 0.254, SLG: 0.348	F8		HBP			2B	K		G6-3	4	0	1	1	0	1	2	Chicago Cubs @ Houston Astros Minute Maid Park, Houston, TX Sun Oct 02 2005, 1:05 PM CDT Att. 42,288 - Roof Closed - 72 F										
Jose Macias, S (1, 4) OBP: 0.274, SLG: 0.316	G5-3		G5-3			G6-3	G3		L4	5	0	0	0	0	0	6											
25 Derrek Lee, R (1, 3) OBP: 0.418, SLG: 0.662	K					G4-3	F9			4	0	0	0	0	2	0											
Nomar Garciaparra, R (1, 5) OBP: 0.320, SLG: 0.452			K			G4-3			P6	4	1	1	0	0	1	0											
Jeremy Burnitz, L (1, 9) OBP: 0.322, SLG: 0.435			K			K			P2	4	1	1	0	0	2	0											
Michael Barrett, R (1, 2) OBP: 0.345, SLG: 0.479			K						G6-3	4	1	2	2	0	1	0											
19 Matt Murton, R (1, 7) OBP: 0.386, SLG: 0.521										4	1	2	0	0	0	2											
Neff Perez, S (1, 6) OBP: 0.298, SLG: 0.383										3	0	3	1	0	0	0											
Ben Grievie, L (9, PH) OBP: 0.400, SLG: 0.250										1	0	0	0	0	1	1											
Greg Maddux, R (1, 1) ERA: 2.94 43 Michael Wuerz, R (6, PH) ERA: 3.81 13 Will Ohman, L (7, 1) ERA: 2.91 Jermaine Van Buren, R (8, 1) ERA: 3.0 53 Rich Hill, L (8, PH) ERA: 3.15 Todd Walker, L (9, PH) ERA: 3.25 Ryan Theriot, R (9, PH) ERA: 3.25										3	0	0	0	0	0	5		livebaseballscores.com									
Inning Stats	R: 0 E: 0 K: 1 S: 8	H: 0 LOB: 0 BB: 0 P: 13	R: 0 E: 0 K: 3 S: 12	H: 0 LOB: 0 BB: 0 P: 16	R: 0 E: 1 K: 0 S: 10	H: 1 LOB: 2 BB: 0 P: 17	R: 0 E: 0 K: 2 S: 8	H: 0 LOB: 0 BB: 0 P: 10	R: 2 E: 0 K: 0 S: 11	H: 4 LOB: 1 BB: 0 P: 14	R: 2 E: 0 K: 0 S: 14	H: 4 LOB: 2 BB: 0 P: 18	R: 0 E: 0 K: 1 S: 6	H: 0 LOB: 0 BB: 0 P: 8	R: 0 E: 0 K: 0 S: 8	H: 0 LOB: 0 BB: 0 P: 8	R: 0 E: 1 K: 1 S: 13		H: 1 LOB: 3 BB: 0 P: 15	1B: 7 2B: 2 3B: 0 HR: 1	SF: 0 SAC: 0 DP: 1 HBP: 1	WP: 1 PA: 38 PB: 0 SB: 0 CS: 0					
PITCHER	IP	WLS	BF	H	R	ER	SO	BB	IBB	HBP	BLK	WP	HR	S	P	ERA	WHIP	PITCHER									
44 Roy Oswalt, R (1, 1) ERA: 2.94	6.0	W	27	9	4	4	6	0	0	0	0	1	1	63	88	6.00	1.500										
Chad Qualls, R (7, 1) ERA: 3.29	1.0	H	3	0	0	0	1	0	0	0	0	0	0	6	8	0.00	0.000										
Dan Wheeler, R (8, 1) ERA: 2.21	1.0	H	3	0	0	0	0	0	0	0	0	0	0	8	8	0.00	0.000										
54 Brad Lidge, R (9, 1) ERA: 2.29	1.0	S	5	1	0	0	1	0	0	0	0	0	0	13	15	0.00	1.000										
Batter	1	2	3	4	5	6	7	8	9	AB	R	H	RBI	BB	SO	LOB	BOTTOM										
Craig Biggio, R (1, 4) OBP: 0.325, SLG: 0.468	SH1-3 1B 2B		FC6-5 SH5-3 1B	L5		G5-3				4	1	2	0	0	0	2	Chicago Cubs @ Houston Astros Minute Maid Park, Houston, TX Sun Oct 02 2005, 1:05 PM CDT Att. 42,288 - Roof Closed - 72 F										
2 Chris Burke, R (9, 7) OBP: 0.309, SLG: 0.368										0	0	0	0	0	0	0											
Willy Taveras, R (1, 8) OBP: 0.325, SLG: 0.341	SH1-3		SH5-3			G3				2	0	1	0	0	0	1											
Morgan Ensberg, R (1, 5) OBP: 0.388, SLG: 0.557	SH1-3 1B		FC6-5			1B				4	1	2	1	0	1	2											
17 Lance Berkman, S (1, 7) OBP: 0.411, SLG: 0.524	G3		F7			K				4	0	0	0	0	1	4											
Mike Lamb, L (1, 3) OBP: 0.284, SLG: 0.419										4	1	2	1	0	1	1											
4 Eric Bruntlett, R (8, 7) OBP: 0.292, SLG: 0.413						G4-3				0	0	0	0	0	0	0											
16 Jason Lane, R (1, 9) OBP: 0.316, SLG: 0.499	FC6-4									3	1	2	1	1	0	1											
Brad Ausmus, R (1, 2) OBP: 0.351, SLG: 0.331										4	0	0	0	0	0	3											
28 Adam Everett, R (1, 6) OBP: 0.290, SLG: 0.364										3	1	1	0	1	0	1											
44 Roy Oswalt, R (1, 1) ERA: 2.94 5 Jeff Bagwell, R (6, PH) ERA: 3.29 Chad Qualls, R (7, 1) ERA: 3.29 Dan Wheeler, R (8, 1) ERA: 2.21 Orlando Palmeiro, L (8, PH) ERA: 3.15 54 Brad Lidge, R (9, 1) ERA: 2.29										2	0	1	1	0	0	0	livebaseballscores.com										
Inning Stats	R: 2 E: 0 K: 0 S: 9	H: 3 LOB: 1 BB: 0 P: 12	R: 0 E: 0 K: 0 S: 9	H: 0 LOB: 0 BB: 0 P: 11	R: 0 E: 0 K: 0 S: 11	H: 1 LOB: 1 BB: 0 P: 15	R: 0 E: 0 K: 0 S: 11	H: 3 LOB: 2 BB: 1 P: 23	R: 0 E: 0 K: 2 S: 11	H: 1 LOB: 1 BB: 0 P: 16	R: 3 E: 1 K: 0 S: 14	H: 2 LOB: 1 BB: 0 P: 22	R: 0 E: 0 K: 1 S: 7	H: 1 LOB: 0 BB: 0 P: 12	R: 0 E: 0 K: 0 S: 11	H: 0 LOB: 1 BB: 1 P: 16		1B: 9 2B: 1 3B: 0 HR: 1	SF: 0 SAC: 2 DP: 2 HBP: 0	WP: 1 PA: 36 PB: 0 SB: 1 CS: 0							
PITCHER	IP	WLS	BF	H	R	ER	SO	BB	IBB	HBP	BLK	WP	HR	S	P	ERA	WHIP	PITCHER									
Greg Maddux, R (1, 1) ERA: 2.94	5.1	L	27	10	6	4	2	0	0	0	0	1	0	4	6	6.75	1.875										
43 Michael Wuerz, R (6, 1) ERA: 3.81	0.2		2	0	0	0	0	0	0	0	0	0	0	4	6	0.00	0.000										
13 Will Ohman, L (7, 1) ERA: 2.91	1.0		3	1	0	0	1	0	0	0	0	0	0	7	12	0.00	1.000										
Jermaine Van Buren, R (8, 1) ERA: 3.0	0.2		3	0	0	0	0	1	0	0	0	0	0	9	14	0.00	1.500										
53 Rich Hill, L (8, 1) ERA: 3.15	0.1		1	0	0	0	0	0	0	0	0	0	0	2	2	0.00	0.000										
HOUSTON ASTROS																											