

# Chicago Cubs - 2006









Batter	1	2	3	4	5	6	7	8	9	AB	R	H	RBI	BB	SO	LOB	TOP										
Juan Pierre, L (1, 8) OBP: 0.333, SLG: 0.250 Jerry Hairston, R (5, 8) OBP: 0.500, SLG: 0.250										2	0	1	0	0	0	1	<b>Chicago Cubs @ San Francisco Giants</b> Scottsdale Stadium, Scottsdale, AZ Sat Mar 04 2006, 3:05 PM EST Att: 11,942 - Overcast - 62 F										
Todd Walker, L (1, 4) OBP: 0.167, SLG: 0.400 Ryan Theriot, R (6, PH) OBP: 0.400, SLG: 0.500										2	0	0	0	0	0	2											
Jacque Jones, L (1, 9) OBP: 0.571, SLG: 0.667 Felix Pie, L (6, PH) OBP: 0.500, SLG: 1.500										2	0	0	0	0	0	1											
Brian Dopirak, R (1, 3) OBP: 0.400, SLG: 1.000 65 Brandon Sing, R (5, 3) OBP: 0.500, SLG: 1.200										2	1	1	1	0	0	2											
9 Scott Moore, L (1, 5) OBP: 0.250, SLG: 0.250 64 Casey McGehee, R (5, 5) OBP: 0.500, SLG: 1.200										2	0	0	0	0	2	2											
19 Matt Murton, R (1, 7) OBP: 0.167, SLG: 0.167 29 Angel Pagán, S (5, 7) OBP: 0.500, SLG: 0.600										2	0	0	0	0	0	0											
5 Ronny Cedeno, R (1, 6) OBP: 0.286, SLG: 0.167 1 Augie Ojeda, S (6, 6) OBP: 0.400, SLG: 0.600										2	0	0	0	0	0	0											
66 Adam Greenberg, L (1, 10) OBP: 0.400, SLG: 0.600 27 Buck Coats, L (7, PH) OBP: 0.500, SLG: 0.333										2	0	0	0	0	0	2											
Jose Reyes, S (1, 2) OBP: 0.250, SLG: 0.250 58 Geovany Soto, R (6, 2) OBP: 0.333, SLG: 0.333										2	0	1	0	0	0	0											
<b>Inning Stats</b>	R: 0 E: 1 K: 1 S: 7	H: 1 LOB: 2 BB: 0 P: 7	R: 0 E: 0 K: 0 S: 3	H: 0 LOB: 0 BB: 0 P: 3	R: 0 E: 0 K: 0 S: 3	H: 1 LOB: 0 BB: 0 P: 4	R: 1 E: 0 K: 1 S: 6	H: 1 LOB: 0 BB: 0 P: 6	R: 0 E: 0 K: 0 S: 3	H: 0 LOB: 0 BB: 0 P: 3	R: 1 E: 0 K: 0 S: 5	H: 2 LOB: 1 BB: 0 P: 5	R: 0 E: 0 K: 0 S: 3	H: 0 LOB: 0 BB: 0 P: 3	R: 0 E: 0 K: 2 S: 8	H: 1 LOB: 2 BB: 1 P: 8		R: 0 E: 0 K: 1 S: 6	H: 1 LOB: 2 BB: 1 P: 10	1B: 4 2B: 1 3B: 1 HR: 1	SF: 0 SAC: 0 DP: 0 HBP: 0	WP: 0 PB: 0 SB: 0 CS: 1	PA: 36				
<b>PITCHER</b>	IP	WLS	BF	H	R	ER	SO	BB	IBB	HBP	BLK	WP	HR	S	P	ERA	WHIP										
Jason Schmidt, R (1, 1) ERA: 4.5	3.0	W	11	2	0	0	1	0	0	0	0	0	0	13	14	0.00	0.667										
38 Matt Kinney, R (4, 1) ERA: 4.5	2.0		7	1	1	1	1	0	0	0	0	0	1	9	9	4.50	0.500										
52 Brian Cooper, R (6, 1) ERA: 4.5	2.0	H	8	2	1	1	0	0	0	0	0	0	0	8	8	4.50	1.000										
53 Jonathan Sánchez, L (8, 1) ERA: 4.5	1.0		4	1	0	0	2	0	0	0	0	0	0	8	8	0.00	1.000										
38 Brian Wilson, R (9, 1) ERA: 4.5	1.0		5	1	0	0	1	1	0	0	0	0	0	6	10	0.00	2.000										

AB 34  
R 2  
H 7  
RBI 2  
BB 1  
SO 5  
LOB 19



Batter	1	2	3	4	5	6	7	8	9	AB	R	H	RBI	BB	SO	LOB	BOTTOM										
Ray Durham, S (1, 4) OBP: 0.400, SLG: 0.800 19 Kevin Frandsen, R (5, 4) OBP: 0.500, SLG: 0.250										3	1	1	1	0	0	2	<b>Chicago Cubs @ San Francisco Giants</b> Scottsdale Stadium, Scottsdale, AZ Sat Mar 04 2006, 3:05 PM EST Att: 11,942 - Overcast - 62 F										
Jose Vizcaino, S (1, 6) OBP: 0.500, SLG: 0.400 Angel Chavez, R (6, 6) OBP: 0.250, SLG: 0.250										2	1	1	0	1	0	0											
Steve Finley, L (1, 8) OBP: 0.600, SLG: 0.800 73 Abraham Nunez, S (4, 9) OBP: 0.250, SLG: 0.250										2	1	1	0	0	1	1											
28 Lance Niekro, R (1, 3) OBP: 0.667, SLG: 1.000 47 Travis Ishikawa, L (7, 3) OBP: 0.500, SLG: 0.250										4	1	3	5	0	0	2											
Todd Linden, S (1, 7) OBP: 0.700, SLG: 0.750										3	0	0	0	1	0	3											
40 Daniel Ortmeier, S (1, 10) OBP: 0.400, SLG: 0.400										4	0	2	0	0	1	2											
Mike Matheny, R (1, 2) ERA: 4.5 8 Yamid Haad, R (6, 2) OBP: 1.000, SLG: 2.500										2	0	0	0	0	0	1											
60 Justin Knoedler, R (9, 2) OBP: 1.000, SLG: 2.500										1	0	0	0	0	0	0											
43 Tomas De La Rosa, R (1, 5) OBP: 0.250, SLG: 0.143 77 Brian Buscher, L (7, 5) OBP: 0.400, SLG: 0.600										2	0	0	0	1	1	3											
Jason Ellison, R (1, 9) OBP: 0.500, SLG: 0.500										3	2	1	0	0	0	0											
<b>Inning Stats</b>	R: 1 E: 0 K: 0 S: 5	H: 2 LOB: 1 BB: 0 P: 5	R: 0 E: 0 K: 0 S: 4	H: 1 LOB: 2 BB: 1 P: 8	R: 1 E: 1 K: 3 S: 10	H: 1 LOB: 3 BB: 2 P: 19	R: 2 E: 1 K: 0 S: 6	H: 3 LOB: 1 BB: 0 P: 7	R: 0 E: 0 K: 0 S: 3	H: 1 LOB: 0 BB: 0 P: 3	R: 3 E: 0 K: 0 S: 6	H: 2 LOB: 0 BB: 0 P: 6	R: 0 E: 0 K: 0 S: 3	H: 0 LOB: 0 BB: 0 P: 3	R: 0 E: 0 K: 1 S: 5	H: 0 LOB: 0 BB: 0 P: 5	R: 0 E: 0 K: 1 S: 5	H: 0 LOB: 0 BB: 0 P: 5	1B: 6 2B: 3 3B: 0 HR: 1	SF: 0 SAC: 2 DP: 1 HBP: 1	WP: 1 PB: 0 SB: 1 CS: 0	PA: 38					
<b>PITCHER</b>	IP	WLS	BF	H	R	ER	SO	BB	IBB	HBP	BLK	WP	HR	S	P	ERA	WHIP										
Jerome Williams, R (1, 1) ERA: 4.5	10	L	33	3	1	1	0	1	0	0	0	0	0	9	13	4.50	2.000										
46 Ryan Dempster, R (3, 1) ERA: 4.5	1.0		7	1	1	1	3	2	0	1	0	1	0	10	19	9.00	3.000										
Scott Williamson, R (4, 1) ERA: 9.0	1.0		6	3	2	1	0	0	0	0	0	0	0	6	7	9.00	3.000										
49 John Koronka, L (5, 1) ERA: 13.5	2.0		9	3	3	3	0	0	0	0	0	0	1	9	9	13.50	1.500										
76 Randy Wells, R (7, 1) ERA: 13.5	1.0		3	0	0	0	0	0	0	0	0	0	0	3	3	0.00	0.000										

AB 32  
R 7  
H 10  
RBI 7  
BB 3  
SO 4  
LOB 17





Batter	1	2	3	4	5	6	7	8	9	AB	R	H	RBI	BB	SO	LOB	TOP						
Jason Ellison, R (1.8) OBP: 0.500, SLG: 0.545										3	0	1	0	0	0	1	<b>San Francisco Giants @ Chicago Cubs</b> Hohokam Park, Mesa, AZ Sun Mar 05 2006, 3:05 PM EST Att: 12,672 - Sunny - 74 F						
19 Kevin Frandsen, R (1.4)										4	0	0	0	0	1	3							
Todd Linden, S (1.7) OBP: 0.643, SLG: 0.600										2	0	0	0	1	2	1							
28 Lance Niekro, R (1.3) 47 Travis Ishikawa, L (6.3)										3	0	1	0	0	0	1							
40 Daniel Ortmeier, S (1.9) OBP: 0.333, SLG: 0.333										4	0	1	0	0	1	1							
Todd Greene, R (1.2) 17 Todd Jennings, R (7.2)										3	0	0	0	0	1	2							
83 Brian Horwitz, R (1.10)										4	0	1	0	0	1	2							
77 Brian Buscher, L (1.5) OBP: 0.333, SLG: 0.556										4	1	1	0	0	0	2							
43 Tomas De La Rosa, R (1.6) OBP: 0.273, SLG: 0.300										3	0	1	1	0	1	0							
<b>Inning Stats</b>	R: 0 E: 0 K: 0 S: 2	H: 0 LOB: 1 BB: 0 P: 7	R: 0 E: 0 K: 1 S: 6	H: 1 LOB: 1 BB: 0 P: 7	R: 0 E: 0 K: 3 S: 10	H: 1 LOB: 1 BB: 0 P: 10	R: 0 E: 0 K: 0 S: 4	H: 0 LOB: 0 BB: 0 P: 4	R: 0 E: 0 K: 1 S: 3	H: 0 LOB: 0 BB: 0 P: 5	R: 0 E: 0 K: 2 S: 7	H: 0 LOB: 0 BB: 0 P: 7	R: 1 E: 0 K: 0 S: 5	H: 2 LOB: 2 BB: 1 P: 9	R: 0 E: 0 K: 0 S: 4	H: 1 LOB: 1 BB: 0 P: 4		1B: 2 2B: 4 3B: 0 HR: 0	SF: 0 SAC: 0 DP: 1 HBP: 2	WP: 0 PB: 0 SB: 1 CS: 0	PA: 35		
<b>PITCHER</b>	IP WLS BF H R ER SO BB IBB HBP BLK WP HR S P ERA WHIP	IP WLS BF H R ER SO BB IBB HBP BLK WP HR S P ERA WHIP	IP WLS BF H R ER SO BB IBB HBP BLK WP HR S P ERA WHIP	IP WLS BF H R ER SO BB IBB HBP BLK WP HR S P ERA WHIP	IP WLS BF H R ER SO BB IBB HBP BLK WP HR S P ERA WHIP	IP WLS BF H R ER SO BB IBB HBP BLK WP HR S P ERA WHIP	IP WLS BF H R ER SO BB IBB HBP BLK WP HR S P ERA WHIP	IP WLS BF H R ER SO BB IBB HBP BLK WP HR S P ERA WHIP	IP WLS BF H R ER SO BB IBB HBP BLK WP HR S P ERA WHIP	IP WLS BF H R ER SO BB IBB HBP BLK WP HR S P ERA WHIP	IP WLS BF H R ER SO BB IBB HBP BLK WP HR S P ERA WHIP	IP WLS BF H R ER SO BB IBB HBP BLK WP HR S P ERA WHIP	IP WLS BF H R ER SO BB IBB HBP BLK WP HR S P ERA WHIP	IP WLS BF H R ER SO BB IBB HBP BLK WP HR S P ERA WHIP	IP WLS BF H R ER SO BB IBB HBP BLK WP HR S P ERA WHIP	IP WLS BF H R ER SO BB IBB HBP BLK WP HR S P ERA WHIP	IP WLS BF H R ER SO BB IBB HBP BLK WP HR S P ERA WHIP	IP WLS BF H R ER SO BB IBB HBP BLK WP HR S P ERA WHIP	IP WLS BF H R ER SO BB IBB HBP BLK WP HR S P ERA WHIP	IP WLS BF H R ER SO BB IBB HBP BLK WP HR S P ERA WHIP	IP WLS BF H R ER SO BB IBB HBP BLK WP HR S P ERA WHIP		
53 Rich Hill, L (1.1) ERA: 0.00	2.0 W 8 1 0 0 1 0 0 0 2 0 0 0 0 8 14 0.00 0.500	2.0 W 8 1 0 0 1 0 0 0 2 0 0 0 0 8 14 0.00 0.500	2.0 W 8 1 0 0 1 0 0 0 2 0 0 0 0 8 14 0.00 0.500	2.0 W 8 1 0 0 1 0 0 0 2 0 0 0 0 8 14 0.00 0.500	2.0 W 8 1 0 0 1 0 0 0 2 0 0 0 0 8 14 0.00 0.500	2.0 W 8 1 0 0 1 0 0 0 2 0 0 0 0 8 14 0.00 0.500	2.0 W 8 1 0 0 1 0 0 0 2 0 0 0 0 8 14 0.00 0.500	2.0 W 8 1 0 0 1 0 0 0 2 0 0 0 0 8 14 0.00 0.500	2.0 W 8 1 0 0 1 0 0 0 2 0 0 0 0 8 14 0.00 0.500	2.0 W 8 1 0 0 1 0 0 0 2 0 0 0 0 8 14 0.00 0.500	2.0 W 8 1 0 0 1 0 0 0 2 0 0 0 0 8 14 0.00 0.500	2.0 W 8 1 0 0 1 0 0 0 2 0 0 0 0 8 14 0.00 0.500	2.0 W 8 1 0 0 1 0 0 0 2 0 0 0 0 8 14 0.00 0.500	2.0 W 8 1 0 0 1 0 0 0 2 0 0 0 0 8 14 0.00 0.500	2.0 W 8 1 0 0 1 0 0 0 2 0 0 0 0 8 14 0.00 0.500	2.0 W 8 1 0 0 1 0 0 0 2 0 0 0 0 8 14 0.00 0.500	2.0 W 8 1 0 0 1 0 0 0 2 0 0 0 0 8 14 0.00 0.500	2.0 W 8 1 0 0 1 0 0 0 2 0 0 0 0 8 14 0.00 0.500	2.0 W 8 1 0 0 1 0 0 0 2 0 0 0 0 8 14 0.00 0.500	2.0 W 8 1 0 0 1 0 0 0 2 0 0 0 0 8 14 0.00 0.500	2.0 W 8 1 0 0 1 0 0 0 2 0 0 0 0 8 14 0.00 0.500	2.0 W 8 1 0 0 1 0 0 0 2 0 0 0 0 8 14 0.00 0.500	
47 Scott Eyre, L (3.1) ERA: 0.00	1.0 4 1 0 0 3 0 0 0 0 0 0 0 0 10 10 0.00 1.000	1.0 4 1 0 0 3 0 0 0 0 0 0 0 0 10 10 0.00 1.000	1.0 4 1 0 0 3 0 0 0 0 0 0 0 0 10 10 0.00 1.000	1.0 4 1 0 0 3 0 0 0 0 0 0 0 0 10 10 0.00 1.000	1.0 4 1 0 0 3 0 0 0 0 0 0 0 0 10 10 0.00 1.000	1.0 4 1 0 0 3 0 0 0 0 0 0 0 0 10 10 0.00 1.000	1.0 4 1 0 0 3 0 0 0 0 0 0 0 0 10 10 0.00 1.000	1.0 4 1 0 0 3 0 0 0 0 0 0 0 0 10 10 0.00 1.000	1.0 4 1 0 0 3 0 0 0 0 0 0 0 0 10 10 0.00 1.000	1.0 4 1 0 0 3 0 0 0 0 0 0 0 0 10 10 0.00 1.000	1.0 4 1 0 0 3 0 0 0 0 0 0 0 0 10 10 0.00 1.000	1.0 4 1 0 0 3 0 0 0 0 0 0 0 0 10 10 0.00 1.000	1.0 4 1 0 0 3 0 0 0 0 0 0 0 0 10 10 0.00 1.000	1.0 4 1 0 0 3 0 0 0 0 0 0 0 0 10 10 0.00 1.000	1.0 4 1 0 0 3 0 0 0 0 0 0 0 0 10 10 0.00 1.000	1.0 4 1 0 0 3 0 0 0 0 0 0 0 0 10 10 0.00 1.000	1.0 4 1 0 0 3 0 0 0 0 0 0 0 0 10 10 0.00 1.000	1.0 4 1 0 0 3 0 0 0 0 0 0 0 0 10 10 0.00 1.000	1.0 4 1 0 0 3 0 0 0 0 0 0 0 0 10 10 0.00 1.000	1.0 4 1 0 0 3 0 0 0 0 0 0 0 0 10 10 0.00 1.000	1.0 4 1 0 0 3 0 0 0 0 0 0 0 0 10 10 0.00 1.000	1.0 4 1 0 0 3 0 0 0 0 0 0 0 0 10 10 0.00 1.000	
Bob Howry, R (4.1) ERA: 0.00	1.0 4 1 0 0 0 0 0 0 0 0 0 0 0 4 4 0.00 1.000	1.0 4 1 0 0 0 0 0 0 0 0 0 0 0 4 4 0.00 1.000	1.0 4 1 0 0 0 0 0 0 0 0 0 0 0 4 4 0.00 1.000	1.0 4 1 0 0 0 0 0 0 0 0 0 0 0 4 4 0.00 1.000	1.0 4 1 0 0 0 0 0 0 0 0 0 0 0 4 4 0.00 1.000	1.0 4 1 0 0 0 0 0 0 0 0 0 0 0 4 4 0.00 1.000	1.0 4 1 0 0 0 0 0 0 0 0 0 0 0 4 4 0.00 1.000	1.0 4 1 0 0 0 0 0 0 0 0 0 0 0 4 4 0.00 1.000	1.0 4 1 0 0 0 0 0 0 0 0 0 0 0 4 4 0.00 1.000	1.0 4 1 0 0 0 0 0 0 0 0 0 0 0 4 4 0.00 1.000	1.0 4 1 0 0 0 0 0 0 0 0 0 0 0 4 4 0.00 1.000	1.0 4 1 0 0 0 0 0 0 0 0 0 0 0 4 4 0.00 1.000	1.0 4 1 0 0 0 0 0 0 0 0 0 0 0 4 4 0.00 1.000	1.0 4 1 0 0 0 0 0 0 0 0 0 0 0 4 4 0.00 1.000	1.0 4 1 0 0 0 0 0 0 0 0 0 0 0 4 4 0.00 1.000	1.0 4 1 0 0 0 0 0 0 0 0 0 0 0 4 4 0.00 1.000	1.0 4 1 0 0 0 0 0 0 0 0 0 0 0 4 4 0.00 1.000	1.0 4 1 0 0 0 0 0 0 0 0 0 0 0 4 4 0.00 1.000	1.0 4 1 0 0 0 0 0 0 0 0 0 0 0 4 4 0.00 1.000	1.0 4 1 0 0 0 0 0 0 0 0 0 0 0 4 4 0.00 1.000	1.0 4 1 0 0 0 0 0 0 0 0 0 0 0 4 4 0.00 1.000	1.0 4 1 0 0 0 0 0 0 0 0 0 0 0 4 4 0.00 1.000	1.0 4 1 0 0 0 0 0 0 0 0 0 0 0 4 4 0.00 1.000
45 Sean Marshall, L (5.1) ERA: 0.00	2.0 6 0 0 0 1 0 0 0 0 0 0 0 0 8 8 0.00 0.000	2.0 6 0 0 0 1 0 0 0 0 0 0 0 0 8 8 0.00 0.000	2.0 6 0 0 0 1 0 0 0 0 0 0 0 0 8 8 0.00 0.000	2.0 6 0 0 0 1 0 0 0 0 0 0 0 0 8 8 0.00 0.000	2.0 6 0 0 0 1 0 0 0 0 0 0 0 0 8 8 0.00 0.000	2.0 6 0 0 0 1 0 0 0 0 0 0 0 0 8 8 0.00 0.000	2.0 6 0 0 0 1 0 0 0 0 0 0 0 0 8 8 0.00 0.000	2.0 6 0 0 0 1 0 0 0 0 0 0 0 0 8 8 0.00 0.000	2.0 6 0 0 0 1 0 0 0 0 0 0 0 0 8 8 0.00 0.000	2.0 6 0 0 0 1 0 0 0 0 0 0 0 0 8 8 0.00 0.000	2.0 6 0 0 0 1 0 0 0 0 0 0 0 0 8 8 0.00 0.000	2.0 6 0 0 0 1 0 0 0 0 0 0 0 0 8 8 0.00 0.000	2.0 6 0 0 0 1 0 0 0 0 0 0 0 0 8 8 0.00 0.000	2.0 6 0 0 0 1 0 0 0 0 0 0 0 0 8 8 0.00 0.000	2.0 6 0 0 0 1 0 0 0 0 0 0 0 0 8 8 0.00 0.000	2.0 6 0 0 0 1 0 0 0 0 0 0 0 0 8 8 0.00 0.000	2.0 6 0 0 0 1 0 0 0 0 0 0 0 0 8 8 0.00 0.000	2.0 6 0 0 0 1 0 0 0 0 0 0 0 0 8 8 0.00 0.000	2.0 6 0 0 0 1 0 0 0 0 0 0 0 0 8 8 0.00 0.000	2.0 6 0 0 0 1 0 0 0 0 0 0 0 0 8 8 0.00 0.000	2.0 6 0 0 0 1 0 0 0 0 0 0 0 0 8 8 0.00 0.000	2.0 6 0 0 0 1 0 0 0 0 0 0 0 0 8 8 0.00 0.000	2.0 6 0 0 0 1 0 0 0 0 0 0 0 0 8 8 0.00 0.000
Jae Kuk Ryu, R (7.1) ERA: 0.00	1.0 3 0 0 0 2 0 0 0 0 0 0 0 0 7 7 0.00 0.000	1.0 3 0 0 0 2 0 0 0 0 0 0 0 0 7 7 0.00 0.000	1.0 3 0 0 0 2 0 0 0 0 0 0 0 0 7 7 0.00 0.000	1.0 3 0 0 0 2 0 0 0 0 0 0 0 0 7 7 0.00 0.000	1.0 3 0 0 0 2 0 0 0 0 0 0 0 0 7 7 0.00 0.000	1.0 3 0 0 0 2 0 0 0 0 0 0 0 0 7 7 0.00 0.000	1.0 3 0 0 0 2 0 0 0 0 0 0 0 0 7 7 0.00 0.000	1.0 3 0 0 0 2 0 0 0 0 0 0 0 0 7 7 0.00 0.000	1.0 3 0 0 0 2 0 0 0 0 0 0 0 0 7 7 0.00 0.000	1.0 3 0 0 0 2 0 0 0 0 0 0 0 0 7 7 0.00 0.000	1.0 3 0 0 0 2 0 0 0 0 0 0 0 0 7 7 0.00 0.000	1.0 3 0 0 0 2 0 0 0 0 0 0 0 0 7 7 0.00 0.000	1.0 3 0 0 0 2 0 0 0 0 0 0 0 0 7 7 0.00 0.000	1.0 3 0 0 0 2 0 0 0 0 0 0 0 0 7 7 0.00 0.000	1.0 3 0 0 0 2 0 0 0 0 0 0 0 0 7 7 0.00 0.000	1.0 3 0 0 0 2 0 0 0 0 0 0 0 0 7 7 0.00 0.000	1.0 3 0 0 0 2 0 0 0 0 0 0 0 0 7 7 0.00 0.000	1.0 3 0 0 0 2 0 0 0 0 0 0 0 0 7 7 0.00 0.000	1.0 3 0 0 0 2 0 0 0 0 0 0 0 0 7 7 0.00 0.000	1.0 3 0 0 0 2 0 0 0 0 0 0 0 0 7 7 0.00 0.000	1.0 3 0 0 0 2 0 0 0 0 0 0 0 0 7 7 0.00 0.000	1.0 3 0 0 0 2 0 0 0 0 0 0 0 0 7 7 0.00 0.000	1.0 3 0 0 0 2 0 0 0 0 0 0 0 0 7 7 0.00 0.000

Batter	1	2	3	4	5	6	7	8	9	AB	R	H	RBI	BB	SO	LOB	BOTTOM				
Felix Pie, L (1.8) OBP: 0.500, SLG: 1.333										2	0	1	0	0	0	0	<b>San Francisco Giants @ Chicago Cubs</b> Hohokam Park, Mesa, AZ Sun Mar 05 2006, 3:05 PM EST Att: 12,672 - Sunny - 74 F				
29 Angel Pagán, S (5.8)										3	1	2	0	0	1	2					
Jerry Hairston, R (1.4) OBP: 0.571, SLG: 0.250										0	0	0	0	0	0	0					
Ryan Theriot, R (1. PR) OBP: 0.286, SLG: 0.333										2	1	0	0	0	0	2					
16 Aramis Ramirez, R (1.5) 64 Casey McGehee, R (5. PR) (6.5)										1	0	0	1	1	0	0					
65 Brandon Sing, R (1.3) Brian Dopirak, R (5.3)										2	1	1	0	0	0	0					
3 Marquis Grissom, R (1.9) 27 Buck Coats, L (5.9)										2	0	1	1	0	0	0					
19 Matt Murton, R (1.7) 66 Adam Greenberg, L (6.7)										2	0	1	0	0	0	2					
28 Michael Restovich, R (1.10) 9 Scott Moore, L (6. PH) (7.10)										2	0	0	0	0	1	1					
Neff Perez, S (1.6) 1 Augie Ojeda, S (6.6)										2	0	0	0	0	0	2					
74 Jake Fox, R (1.2) 88 Casey Koptzke, R (5.2)										1	0	0	1	0	1	1					
<b>Inning Stats</b>	R: 2 E: 0 K: 0 S: 5	H: 2 LOB: 2 BB: 0 P: 7	R: 1 E: 0 K: 0 S: 5	H: 2 LOB: 1 BB: 0 P: 5	R: 0 E: 0 K: 0 S: 3	H: 0 LOB: 0 BB: 0 P: 3	R: 0 E: 0 K: 2 S: 8	H: 1 LOB: 1 BB: 0 P: 8	R: 1 E: 0 K: 0 S: 4	H: 2 LOB: 1 BB: 1 P: 9	R: 0 E: 0 K: 1 S: 5	H: 0 LOB: 1 BB: 1 P: 9	R: 0 E: 0 K: 1 S: 7	H: 1 LOB: 1 BB: 0 P: 7	R: 1 E: 0 K: 2 S: 10	H: 3 LOB: 2 BB: 0 P: 10	1B: 7 2B: 4 3B: 0 HR: 0	SF: 2 SAC: 1 DP: 0 HBP: 1	WP: 1 PB: 0 SB: 3 CS: 0	PA: 37	
<b>PITCHER</b>	IP WLS BF H R ER SO BB IBB HBP BLK WP HR S P ERA WHIP	IP WLS BF H R ER SO BB IBB HBP BLK WP HR S P ERA WHIP	IP WLS BF H R ER SO BB IBB HBP BLK WP HR S P ERA WHIP	IP WLS BF H R ER SO BB IBB HBP BLK WP HR S P ERA WHIP	IP WLS BF H R ER SO BB IBB HBP BLK WP HR S P ERA WHIP	IP WLS BF H R ER SO BB IBB HBP BLK WP HR S P ERA WHIP	IP WLS BF H R ER SO BB IBB HBP BLK WP HR S P ERA WHIP	IP WLS BF H R ER SO BB IBB HBP BLK WP HR S P ERA WHIP	IP WLS BF H R ER SO BB IBB HBP BLK WP HR S P ERA WHIP	IP WLS BF H R ER SO BB IBB HBP BLK WP HR S P ERA WHIP	IP WLS BF H R ER SO BB IBB HBP BLK WP HR S P ERA WHIP	IP WLS BF H R ER SO BB IBB HBP BLK WP HR S P ERA WHIP	IP WLS BF H R ER SO BB IBB HBP BLK WP HR S P ERA WHIP	IP WLS BF H R ER SO BB IBB HBP BLK WP HR S P ERA WHIP	IP WLS BF H R ER SO BB IBB HBP BLK WP HR S P ERA WHIP	IP WLS BF H R ER SO BB IBB HBP BLK WP HR S P ERA WHIP	IP WLS BF H R ER SO BB IBB HBP BLK WP HR S P ERA WHIP	IP WLS BF H R ER SO BB IBB HBP BLK WP HR S P ERA WHIP	IP WLS BF H R ER SO BB IBB HBP BLK WP HR S P ERA WHIP	IP WLS BF H R ER SO BB IBB HBP BLK WP HR S P ERA WHIP	IP WLS BF H R ER SO BB IBB HBP BLK WP HR S P ERA WHIP
32 Kevin Correia, R (1.1) ERA: 16.2	1.2 L 10 1 0 0 2 0 0 0 0 0 0 0 0 9 11 16.20 2.400	1.2 L 10 1 0 0 2 0 0 0 0 0 0 0 0 9 11 16.20 2.400	1.2 L 10 1 0 0 2 0 0 0 0 0 0 0																		



Batter	1	2	3	4	5	6	7	8	9	AB	R	H	RBI	BB	SO	LOB	TOP						
Juan Pierre, L (1,8) OBP: 0.250, SLG: 0.182 29 Angel Pagán, S (6,8) OBP: 0.400, SLG: 0.750	E3 HR	G4-3		L3				SF7		3	1	0	0	0	0	2	<b>Chicago Cubs @ Oakland Athletics</b> Phoenix Municipal Stadium, Phoenix, AZ Mon Mar 06 2006, 3:05 PM EST Att: 4,471 - Sunny - 71 F						
Todd Walker, L (1,4) OBP: 0.222, SLG: 0.750 1 Augie Ojeda, S (6,4) OBP: 0.444, SLG: 0.556	HR		G3-1		G4-3		HR 64 1B	P5		3	1	1	2	0	0	0							
16 Aramis Ramirez, R (1,5) OBP: 0.333, SLG: 1.000 9 Scott Moore, L (1,5) OBP: 0.571, SLG: 0.500 64 Casey McGehee, R (3,5) OBP: 0.222, SLG: 0.125	F8		FC6-4 1B		G6-3		HR 1B		G5-3	1	0	0	0	0	0	0							
28 Michael Restovich, R (1,3) OBP: 0.222, SLG: 0.333 Brian Dopirak, R (6,3) OBP: 0.556, SLG: 1.222	P6		FC6-4 2B		K		HR 1B		HR 27	3	1	0	0	0	1	1							
Jacque Jones, L (1,9) OBP: 0.556, SLG: 0.750 66 Adam Greenberg, L (6, PH) OBP: 0.200, SLG: 0.300	F8		2B		G4-3		G1-3		K	2	0	1	1	0	0	0							
3 Marquis Grissom, R (1,7) OBP: 0.300, SLG: 0.333 27 Buck Coats, L (6, PH) OBP: 0.444, SLG: 0.750		K	G1-3					1B WP E	HR	2	0	0	0	0	1	1							
5 Ronny Cedeno, R (1,6) OBP: 0.333, SLG: 0.375 Neifi Perez, S (6, PH) OBP: 0.273, SLG: 0.200	58 PB 58 E 2B				F7			FC4-6 29 SF7 1B	G4-3	2	1	1	0	0	0	0							
58 Geovany Soto, R (1,2) OBP: 0.200, SLG: 0.200 Jose Reyes, S (5,2) OBP: 0.167, SLG: 0.167	E5				L4			E1 FC4-6		2	0	0	1	0	0	0							
78 Dennis Anderson, S (1,10) OBP: 0.750, SLG: 0.750 Felix Pie, L (7, PH) OBP: 0.375, SLG: 1.000	K						P5	FC4-6 1-2 2-3		2	0	0	0	0	0	2							
<b>Inning Stats</b>	R: 2 E: 1 K: 0 S: 5	H: 1 LOB: 0 BB: 0 P: 5	R: 1 E: 1 K: 2 S: 9	H: 1 LOB: 1 BB: 0 P: 11	R: 1 E: 0 K: 0 S: 5	H: 2 LOB: 1 BB: 0 P: 6	R: 0 E: 0 K: 0 S: 4	H: 1 LOB: 0 BB: 0 P: 4	R: 0 E: 0 K: 1 S: 5	H: 0 LOB: 0 BB: 0 P: 5	R: 0 E: 0 K: 1 S: 6	H: 0 LOB: 0 BB: 0 P: 7	R: 4 E: 0 K: 0 S: 7	H: 4 LOB: 0 BB: 0 P: 7	R: 2 E: 1 K: 0 S: 6	H: 2 LOB: 1 BB: 0 P: 7		R: 2 E: 0 K: 1 S: 7	H: 2 LOB: 0 BB: 0 P: 7	1B: 7 2B: 2 3B: 0 HR: 4	SF: 1 SAC: 0 DP: 0 HBP: 0	WP: 1 PB: 1 SB: 0 CS: 0	PA: 43
<b>PITCHER</b>	IP WLS BF H R ER SO BB IBB HBP BLK WP HR S P ERA WHIP																						
Dan Haren, R (1,1) ERA: 13.5	3.0	L	15	4	4	2	2	0	0	0	0	0	0	0	1	19		22	6.00	1.333			
46 Santiago Casilla, R (4,1) ERA: 3.0	2.0		7	1	0	0	1	0	0	0	0	0	0	0	0	9		9	0.00	0.500			
Chris Mabeus, R (6,1) ERA:	1.0		3	0	0	0	1	0	0	0	0	0	0	0	0	5		5	0.00	0.000			
Jeff Muessig, R (7,1) ERA: 36.0	1.0		7	4	4	4	0	0	0	0	0	0	0	2	7	7		36.00	4.000				
52 Matt Roney, R (8,1) ERA: 9.0	2.0		11	4	4	3	1	0	0	0	0	0	1	1	13	14	13.50	2.000					

Batter	1	2	3	4	5	6	7	8	9	AB	R	H	RBI	BB	SO	LOB	BOTTOM				
21 Mark Kotsay, L (1,8) OBP: 0.417, SLG: 0.500 Freddie Bynum, L (5,8) OBP: 0.429, SLG: 1.000	FC5-4 1B	F8		G3-1		K				3	0	1	0	0	0	3	<b>Chicago Cubs @ Oakland Athletics</b> Phoenix Municipal Stadium, Phoenix, AZ Mon Mar 06 2006, 3:05 PM EST Att: 4,471 - Sunny - 71 F				
Nick Swisher, S (1,3) OBP: 0.250, SLG: 0.250 10 Daric Barton, L (8, PH) (9,3)	P6		F8		K		56 HR 1B	P5		4	1	1	0	0	1	1					
Antonio Perez, R (1,4) OBP: 0.300, SLG: 0.333 56 Scott McClain, R (6,5) OBP: 0.400, SLG: 1.600	FC5-4 3 C4-6 1B		23 BB 22 1B 1B				HR 1B	P4		3	1	2	0	0	0	1					
3 Eric Chavez, L (1,10) OBP: 0.111, SLG: 0.250 Javier Herrera, R (7, PH) OBP: 0.333, SLG: 0.500	FC4-6 1-2		P6		F7		G6-3	G5-3		3	0	0	0	0	0	3					
22 Milton Bradley, S (1,9) OBP: 0.273, SLG: 0.111 Matt Watson, L (6,9) OBP: 0.286, SLG: 0.286		CI 23 FC5-4 1B		23 BB BB 1B		F9		12 1B HBP		2	0	1	0	0	0	1					
23 Bobby Kielty, S (1,7) OBP: 0.545, SLG: 1.000 12 Doug Clark, L (6,7) OBP: 0.200, SLG: 0.200	FC5-4 17 BB HBP 1-2		4-0 BB BB		FC6-4 1-2 2-3 BB			FC6-4 5 BB 1-2		2	0	0	0	1	0	2					
Keith Ginter, R (1,5) OBP: 0.400, SLG: 0.143		17 BB HBP 1-2		1-2 2-3 BB			17 G4-6-3 1B	F7		3	0	1	1	1	0	3					
17 Adam Melhuse, S (1,2) OBP: 0.444, SLG: 0.286 5 Jeremy Brown, R (7,2)					F8		G4-6-3 1-2	F7		2	0	0	0	1	0	4					
63 Andrew Beattie, S (1,6) OBP: 0.333, SLG: 0.333 13 Cliff Pennington, S (6, PR) OBP: 0.256, SLG: 0.256									BB	3	0	1	0	0	1	3					
<b>Inning Stats</b>	R: 0 E: 0 K: 0 S: 4	H: 1 LOB: 1 BB: 0 P: 4	R: 0 E: 1 K: 1 S: 5	H: 0 LOB: 3 BB: 1 P: 10	R: 1 E: 0 K: 0 S: 5	H: 2 LOB: 3 BB: 2 P: 13	R: 0 E: 0 K: 1 S: 5	H: 0 LOB: 0 BB: 0 P: 5	R: 0 E: 0 K: 0 S: 6	H: 2 LOB: 2 BB: 0 P: 7	R: 2 E: 0 K: 0 S: 6	H: 3 LOB: 2 BB: 0 P: 7	R: 0 E: 0 K: 0 S: 5	H: 2 LOB: 2 BB: 0 P: 5	R: 0 E: 0 K: 1 S: 6	H: 1 LOB: 2 BB: 1 P: 10		1B: 10 2B: 1 3B: 0 HR: 1	SF: 0 SAC: 0 DP: 1 HBP: 2	WP: 0 PB: 0 SB: 1 CS: 0	PA: 45
<b>PITCHER</b>	IP WLS BF H R ER SO BB IBB HBP BLK WP HR S P ERA WHIP																				
Angel Guzman, R (1,1) ERA:	2.0	W	10	1	0	0	1	1	0	0	0	0	0	0	5	13		9.00	4.000		
Todd Wellemeyer, R (3,1) ERA: 18.0	1.0		7	2	1	1	0	2	0	0	0	0	0	0	4	5		0.00	0.000		
Scott Williamson, R (4,1) ERA: 4.5	1.0		3	0	0	0	1	0	0	0	0	0	0	0	5	5		0.00	0.000		
49 John Koronka, L (5,1) ERA: 9.0	1.0		4	1	0	0	0	0	0	0	0	0	0	4	4	0.00		1.000			
63 Carmen Pignatiello, L (6,1) ERA:	1.0	H	4	2	0	0	1	0	0	0	0	0	0	6	7	0.00	2.000				





Batter	1	2	3	4	5	6	7	8	9	AB	R	H	RBI	BB	SO	LOB	TOP	
6 Brad Wilkerson, L (1, 9) OBP: 0.385, SLG: 0.600 60 Nick Trzesniak, R (6, 2) OBP: 0.200, SLG: 0.400	4-0 FC6-4 BB		4-0 G5-3 BB		0-0 F9	0-3 K		0-3 K		2	0	0	0	2	1	2		
24 Adrian Brown, S (1, 8) OBP: 0.222, SLG: 0.278 80 Nate Gold, R (6, 3) OBP: 1.000, SLG: 1.000	0-0 FC6-4 BB		0-0 F7		0-0 1B	0-0 G6-3		1-3 1B		4	0	1	0	0	0	4		
9 Hank Blalock, L (1, 10) OBP: 0.444, SLG: 0.286 19 Jason Botts, S (7, PH) OBP: 0.471, SLG: 0.571 (7, 10)	4-0 BB		0-0 1B		0-0 F7		4-0 16 1B BB	0-3 K		2	0	1	0	1	0	1		
Phil Nevin, R (1, 3) OBP: 0.462, SLG: 1.300 5 Ian Kinsler, R (6, 4) OBP: 0.643, SLG: 0.875	4-0 BB		0-0 G5-3		0-0 2 3 HR	0-0 P4		0-0 2 SF8 2B		2	1	1	1	1	0	2		
David Dellucci, L (1, 7) OBP: 0.444, SLG: 0.714 16 Adam Hyzdu, R (6, 9) OBP: 0.308, SLG: 0.250	0-3 K		0-0 G3		0-0 HR	0-0 1B		4-0 2 SF8 2 SH5-4 BB		3	1	1	1	0	1	3		
Mark DeRosa, R (1, 4) OBP: 0.375, SLG: 0.167 2 Ruddy Yan, S (6, PR) OBP: 0.500, SLG: 0.500	0-0 L6		0-3 K		0-0 HR	4-0 15 1B 3 FC6-4 BB		0-0 1B		2	0	0	0	1	1	3		
D'Angelo Jimenez, S (1, 5) OBP: 0.333, SLG: 0.333 2 Drew Meyer, L (6, PR) OBP: 0.333, SLG: 2.000		0-0 G3-1		0-0 L4		0-0 FC6-4 15 1B		0-0 HR		3	0	1	0	0	0	0		
15 Gerald Laird, R (1, 2) OBP: 0.429, SLG: 0.714 81 Kevin Mahar, R (6, PR) OBP: 0.500, SLG: 0.500		0-0 P4		0-0 3 SF8 3B		0-0 3 FC6-4 1B		0-3 K		3	1	2	0	0	0	0		
3 Joaquin Arias, R (1, 6) OBP: 0.333, SLG: 0.643 Travis Metcalf, R (6, 5) OBP: 0.571, SLG: 0.600		0-0 L7		0-0 SF8		0-0 FC6-4		4-0 80 1B BB		2	0	0	2	0	0	2		
<b>Inning Stats</b>	R: 0 E: 0 K: 1 S: 5	H: 0 LOB: 3 BB: 3 P: 17	R: 0 E: 0 K: 0 S: 3	H: 0 LOB: 0 BB: 0 P: 3	R: 0 E: 0 K: 0 S: 3	H: 1 LOB: 1 BB: 1 P: 7	R: 0 E: 0 K: 1 S: 5	H: 0 LOB: 0 BB: 0 P: 5	R: 1 E: 0 K: 0 S: 11	H: 2 LOB: 2 BB: 1 P: 15	R: 1 E: 0 K: 0 S: 4	H: 1 LOB: 1 BB: 1 P: 8	1B: 6 2B: 1 3B: 1 HR: 3	SF: 2 2B: 1 3B: 1 HBP: 0	WP: 0 PB: 0 SB: 1 CS: 0	PA: 44		
<b>PITCHER</b>	IP WLS BF H R ER SO BB IBB HBP BLK WP HR S P ERA WHIP	IP WLS BF H R ER SO BB IBB HBP BLK WP HR S P ERA WHIP	IP WLS BF H R ER SO BB IBB HBP BLK WP HR S P ERA WHIP	IP WLS BF H R ER SO BB IBB HBP BLK WP HR S P ERA WHIP	IP WLS BF H R ER SO BB IBB HBP BLK WP HR S P ERA WHIP	IP WLS BF H R ER SO BB IBB HBP BLK WP HR S P ERA WHIP	IP WLS BF H R ER SO BB IBB HBP BLK WP HR S P ERA WHIP	IP WLS BF H R ER SO BB IBB HBP BLK WP HR S P ERA WHIP	IP WLS BF H R ER SO BB IBB HBP BLK WP HR S P ERA WHIP	IP WLS BF H R ER SO BB IBB HBP BLK WP HR S P ERA WHIP	IP WLS BF H R ER SO BB IBB HBP BLK WP HR S P ERA WHIP	IP WLS BF H R ER SO BB IBB HBP BLK WP HR S P ERA WHIP	IP WLS BF H R ER SO BB IBB HBP BLK WP HR S P ERA WHIP	IP WLS BF H R ER SO BB IBB HBP BLK WP HR S P ERA WHIP	IP WLS BF H R ER SO BB IBB HBP BLK WP HR S P ERA WHIP	IP WLS BF H R ER SO BB IBB HBP BLK WP HR S P ERA WHIP	IP WLS BF H R ER SO BB IBB HBP BLK WP HR S P ERA WHIP	IP WLS BF H R ER SO BB IBB HBP BLK WP HR S P ERA WHIP

Texas Rangers @ Chicago Cubs  
Hohokam Park, Mesa, AZ  
Tue Mar 07 2006, 3:05 PM EST  
Att: 7,313 - Sunny - 71 F

AB	33
R	6
H	11
RBI	6
BB	8
SO	6
LOB	23



Batter	1	2	3	4	5	6	7	8	9	AB	R	H	RBI	BB	SO	LOB	BOTTOM			
Juan Pierre, L (1, 8) OBP: 0.214, SLG: 0.154 Felix Pie, L (6, 8) OBP: 0.300, SLG: 0.800	0-0 B2-3		0-0 G4-3		0-0 SH5-3		0-3 K		0-0 G4-3	2	0	0	0	0	0	0				
Nefti Perez, S (1, 5) OBP: 0.214, SLG: 0.154 64 Casey McGehee, R (6, 5) OBP: 0.182, SLG: 0.100	0-0 L8		0-0 F9		0-0 P4		0-0 G4-3		0-0 G6-3	3	0	0	0	0	1	2				
3 Marquis Grissom, R (1, 10) OBP: 0.333, SLG: 0.584 29 Angel Pagan, S (6, PH) OBP: 0.462, SLG: 0.909 (6, 10)	0-0 G5-3		0-0 CS 1B		0-0 G5-3		0-0 94 1B 66 WP 2B		0-0 2B	2	0	1	0	0	0	0				
Jacque Jones, L (1, 9) OBP: 0.455, SLG: 0.600 28 Michael Restovich, R (6, 9) OBP: 0.250, SLG: 0.583		0-0 G4-3	0-1 CS	0-3 K		0-0 HR		0-0 G1-3		2	0	0	0	1	0	2				
Todd Walker, L (1, 4) OBP: 0.364, SLG: 0.778 94 Eric Patterson, L (6, 4) OBP: 0.500, SLG: 0.500		0-0 19 1B 2B		4-0 19 FC4-6 BB		0-0 G6-3		0-0 66 WP 1B		1	1	1	0	1	0	0				
19 Matt Murton, R (1, 7) OBP: 0.300, SLG: 0.300 66 Adam Greenberg, L (6, 7) OBP: 0.250, SLG: 0.273		0-0 2B 1B		0-0 FC4-6 BB		0-0 B5-3		4-0 2-3 3-H BB		2	1	1	0	0	1	0				
John Mabry, L (1, 3) OBP: 1.000, SLG: 2.000 65 Brandon Sing, R (5, 3) OBP: 0.444, SLG: 1.222		0-0 5 1B 2B		4-0 1-2 BB		0-0 F9		0-0 K		1	0	1	2	1	0	0				
5 Ronny Cedeno, R (1, 6) OBP: 0.364, SLG: 0.400 1 Auggie Ojeda, S (6, 6) OBP: 0.364, SLG: 0.455		0-0 78 G4-6-3 1B		0-2 K		0-0 G4-3		0-0 G6-3		2	0	1	0	0	1	2				
78 Dennis Anderson, S (1, 2) OBP: 0.600, SLG: 0.600 74 Jake Fox, R (4, 2) OBP: 0.571, SLG: 1.000 88 Casey Kopitzke, R (7, 2) OBP: 0.429, SLG: 0.571 27 Buck Coats, L (6, PR) OBP: 0.444, SLG: 0.750		0-0 G4-6-3		0-0 SH5-3 2B		0-0 G4-3		0-0 G6-3		1	0	0	0	0	0	2				
<b>Inning Stats</b>	R: 0 E: 0 K: 0 S: 3	H: 4 LOB: 1 BB: 0 P: 6	R: 0 E: 0 K: 0 S: 4	H: 1 LOB: 0 BB: 0 P: 4	R: 0 E: 0 K: 2 S: 7	H: 0 LOB: 2 BB: 2 P: 15	R: 0 E: 0 K: 0 S: 4	H: 1 LOB: 1 BB: 0 P: 4	R: 1 E: 0 K: 0 S: 4	H: 1 LOB: 1 BB: 0 P: 4	R: 0 E: 0 K: 1 S: 6	H: 1 LOB: 1 BB: 0 P: 6	R: 1 E: 0 K: 1 S: 7	H: 2 LOB: 2 BB: 1 P: 11	R: 1 E: 0 K: 0 S: 5	H: 2 LOB: 1 BB: 0 P: 5	1B: 6 2B: 5 3B: 0 HR: 1	SF: 0 2B: 5 3B: 0 HBP: 0	WP: 1 PB: 0 SB: 0 CS: 1	PA: 41
<b>PITCHER</b>	IP WLS BF H R ER SO BB IBB HBP BLK WP HR S P ERA WHIP	IP WLS BF H R ER SO BB IBB HBP BLK WP HR S P ERA WHIP	IP WLS BF H R ER SO BB IBB HBP BLK WP HR S P ERA WHIP	IP WLS BF H R ER SO BB IBB HBP BLK WP HR S P ERA WHIP	IP WLS BF H R ER SO BB IBB HBP BLK WP HR S P ERA WHIP	IP WLS BF H R ER SO BB IBB HBP BLK WP HR S P ERA WHIP	IP WLS BF H R ER SO BB IBB HBP BLK WP HR S P ERA WHIP	IP WLS BF H R ER SO BB IBB HBP BLK WP HR S P ERA WHIP	IP WLS BF H R ER SO BB IBB HBP BLK WP HR S P ERA WHIP	IP WLS BF H R ER SO BB IBB HBP BLK WP HR S P ERA WHIP	IP WLS BF H R ER SO BB IBB HBP BLK WP HR S P ERA WHIP	IP WLS BF H R ER SO BB IBB HBP BLK WP HR S P ERA WHIP	IP WLS BF H R ER SO BB IBB HBP BLK WP HR S P ERA WHIP	IP WLS BF H R ER SO BB IBB HBP BLK WP HR S P ERA WHIP	IP WLS BF H R ER SO BB IBB HBP BLK WP HR S P ERA WHIP	IP WLS BF H R ER SO BB IBB HBP BLK WP HR S P ERA WHIP	IP WLS BF H R ER SO BB IBB HBP BLK WP HR S P ERA WHIP	IP WLS BF H R ER SO BB IBB HBP BLK WP HR S P ERA WHIP		

Texas Rangers @ Chicago Cubs  
Hohokam Park, Mesa, AZ  
Tue Mar 07 2006, 3:05 PM EST  
Att: 7,313 - Sunny - 71 F

AB	36
R	5
H	12
RBI	4
BB	3
SO	4
LOB	17





Batter	1	2	3	4	5	6	7	8	9	AB	R	H	RBI	BB	SO	LOB	TOP										
Dave Roberts, L (1,7) OBP: 0.375, SLG: 0.429 Jack Cust, L (6,7) OBP: 0.700, SLG: 0.667	F8		1B	E5		SH1-3		2B	BB	3	1	1	0	0	0	1											
Mike Cameron, R (1,8) OBP: 0.525, SLG: 0.800 75 Eric Valent, L (6,8) OBP: 0.364, SLG: 0.364	G6-3		K	L7		24 CS		F7	K	4	0	1	1	0	1	4											
24 Brian Giles, L (1,10) OBP: 0.412, SLG: 0.231 2 Bobby Hill, S (9,PH) (9,10)	E5		1B	K		1B			F9	3	2	0	0	1	2	3											
Doug Mirabelli, R (1,2) OBP: 0.583, SLG: 1.167 George Kottaras, L (5,2) OBP: 0.400, SLG: 0.500	HR		1B	FC6-4		G5-3		K	18 BB	3	1	2	4	0	0	0											
3 Khalil Greene, R (1,6) OBP: 0.125, SLG: 0.200 Matt Bush, R (7,6) OBP: 0.143, SLG: 0.143	F7		FC6-4	K		K		G6-3	18 BB	4	0	0	1	0	1	1											
53 Walter Young, L (1,3) OBP: 0.308, SLG: 0.385 18 Paul McNulty, L (7,3) OBP: 0.600, SLG: 0.500			P6			2B		P4	HR	4	1	2	0	0	0	1											
Josh Barfield, R (1,4) OBP: 0.600, SLG: 1.214	G6-3			F9		E6		2B	HR	5	3	4	5	0	0	1											
Ben Johnson, R (1,9) OBP: 0.278, SLG: 0.235	G5-3			F9		E6		K	G6-3	5	0	0	0	0	1	3											
Justin Leone, R (1,5) OBP: 0.538, SLG: 0.500 Ben Risinger, R (6,5) OBP: 0.333, SLG: 0.667			1B			SH1-3		P4	PB	2	2	2	0	1	0	0											
<b>Inning Stats</b>	R: 2 E: 1 K: 0 S: 5	H: 1 LOB: 0 BB: 0 P: 5	R: 0 E: 0 K: 0 S: 3	H: 1 LOB: 0 BB: 0 P: 3	R: 3 E: 0 K: 1 S: 8	H: 3 LOB: 1 BB: 1 P: 12	R: 1 E: 1 K: 1 S: 7	H: 1 LOB: 2 BB: 1 P: 11	R: 1 E: 0 K: 1 S: 6	H: 2 LOB: 1 BB: 0 P: 6	R: 0 E: 0 K: 1 S: 5	H: 0 LOB: 0 BB: 0 P: 5	R: 1 E: 0 K: 1 S: 7	H: 2 LOB: 1 BB: 3 P: 7	R: 4 E: 0 K: 1 S: 9	H: 3 LOB: 2 BB: 3 P: 21	1B: 7 2B: 7 3B: 0 HR: 2	SF: 0 SAC: 1 DP: 2 HBP: 0	WP: 0 PB: 1 SB: 0 CS: 1	PA: 47							
<b>PITCHER</b>	IP	WLS	BF	H	R	ER	SO	BB	IBB	HBP	BLK	WP	HR	S	P	ERA	WHIP										
Glendon Rusch, L (1,1) ERA: 7.2	3.0		15	5	5	3	1	1	0	0	0	0	1	16	20	9.00	2.000										
76 Randy Wells, R (4,1) ERA: 3.0	2.0		11	3	2	1	2	1	0	0	0	0	0	14	18	4.50	2.000										
63 Carmen Pignatiello, L (6,1) ERA: 3.0	1.0		4	2	1	1	1	0	0	0	0	0	0	6	6	9.00	2.000										
49 John Koronka, L (7,1) ERA: 6.75	1.0		3	0	0	0	1	0	0	0	0	0	0	5	5	0.00	0.000										
David Aardsma, R (8,1) ERA: 3.0	1.0	L	5	2	1	1	1	0	0	0	0	0	0	7	7	9.00	2.000										

San Diego Padres @ Chicago Cubs  
Hohokam Park, Mesa, AZ  
Wed Mar 08 2006, 3:05 PM EST  
Att: 7,402 - Partly Cloudy - 59 F


AB 41  
R 13  
H 15  
RBI 12  
BB 5  
SO 7  
LOB 18



Batter	1	2	3	4	5	6	7	8	9	AB	R	H	RBI	BB	SO	LOB	BOTTOM										
Juan Pierre, L (1,8) OBP: 0.294, SLG: 0.250 29 Angel Pagán, S (6,8) OBP: 0.467, SLG: 0.923	G3		1B					L7		3	0	2	1	0	0	0											
5 Ronny Cedeno, R (1,6) OBP: 0.308, SLG: 0.333 Nelfi Perez, S (5,PH) (6,6)	G5-3		G6-4-3			CS		F9		2	0	0	0	0	0	1											
Jacque Jones, L (1,10) OBP: 0.750, SLG: 0.583 74 Jake Fox, R (6,PH) OBP: 0.600, SLG: 1.125 (7,10)	1B			G3		65 SF7		74 2B	K	2	0	1	0	0	0	0											
Brian Dopirak, R (1,3) OBP: 0.545, SLG: 1.091 65 Brandon Sing, R (6,3) OBP: 0.417, SLG: 1.100	K			G6-3		1B		BB	G2-3	2	0	1	0	0	1	1											
Todd Walker, L (1,4) OBP: 0.308, SLG: 0.636 Ryan Theriot, R (6,4) OBP: 0.400, SLG: 0.375	P6			G6-3		27 3B		1-2	F7	2	0	0	0	0	0	1											
3 Marquis Grissom, R (1,9) OBP: 0.286, SLG: 0.308 27 Buck Coats, L (6,9) OBP: 0.455, SLG: 0.900	G6-3					F8		64 G6-3	K	2	0	0	0	0	0	0											
John Mabry, L (1,5) OBP: 0.333, SLG: 1.333 64 Casey McGehee, R (5,PH) OBP: 0.154, SLG: 0.083 (6,5)	L8					58 WP		58 2B	G6-3	2	0	1	0	0	0	0											
19 Matt Murton, R (1,7) OBP: 0.333, SLG: 0.583 28 Michael Restovich, R (6,7) OBP: 0.214, SLG: 0.500						G6-3		F9	G6-3	2	1	1	1	0	0	1											
Jose Reyes, S (1,2) OBP: 0.143, SLG: 0.143 58 Geovany Soto, R (5,PH) OBP: 0.375, SLG: 0.500 (6,2)						HR		P5	G3	1	0	0	0	0	0	0											
<b>Inning Stats</b>	R: 0 E: 0 K: 1 S: 6	H: 1 LOB: 1 BB: 0 P: 6	R: 0 E: 0 K: 0 S: 3	H: 0 LOB: 0 BB: 0 P: 3	R: 1 E: 0 K: 0 S: 4	H: 2 LOB: 0 BB: 0 P: 4	R: 0 E: 0 K: 0 S: 3	H: 1 LOB: 0 BB: 0 P: 3	R: 2 E: 0 K: 0 S: 6	H: 3 LOB: 1 BB: 0 P: 7	R: 4 E: 0 K: 1 S: 7	H: 4 LOB: 3 BB: 2 P: 15	R: 0 E: 0 K: 0 S: 5	H: 2 LOB: 0 BB: 0 P: 5	R: 0 E: 0 K: 1 S: 5	H: 0 LOB: 0 BB: 0 P: 5	1B: 8 2B: 5 3B: 1 HR: 1	SF: 1 SAC: 0 DP: 2 HBP: 0	WP: 1 PB: 0 SB: 0 CS: 1	PA: 42							
<b>PITCHER</b>	IP	WLS	BF	H	R	ER	SO	BB	IBB	HBP	BLK	WP	HR	S	P	ERA	WHIP										
Woody Williams, R (1,1) ERA: 3.0	3.0		11	3	1	1	1	0	0	0	0	0	0	3	3	0.00	1.000										
Brian Sweeney, R (4,1)	1.0		3	1	0	0	0	0	0	0	0	0	0	3	3	0.00	1.000										
52 Clay Hensley, R (5,1) ERA: 12.0	1.0		5	3	2	2	0	0	0	0	0	1	0	6	7	18.00	3.000										
59 Jason Anderson, R (6,1) ERA: 22.5	1.0		7	4	4	4	0	0	0	0	0	0	0	7	7	36.00	4.000										
78 Eric Junghe, R (7,1) ERA: 9.0	1.0	W	7	2	1	1	1	2	0	0	0	0	0	7	15	9.00	4.000										

San Diego Padres @ Chicago Cubs  
Hohokam Park, Mesa, AZ  
Wed Mar 08 2006, 3:05 PM EST  
Att: 7,402 - Partly Cloudy - 59 F

AB 38  
R 8  
H 15  
RBI 8  
BB 2  
SO 3  
LOB 9





Batter	1	2	3	4	5	6	7	8	9	AB	R	H	RBI	BB	SO	LOB	TOP										
Felix Pie, L OBP: 0.231, SLG: 0.615 27 Buck Coats, L OBP: 0.417, SLG: 0.818	G3		G3			F7		P5		3	0	0	0	0	0	0	<b>Chicago Cubs @ Colorado Rockies</b> US West Sports Complex, Hi Corbett Field, Tucson, AZ Thu Mar 09 2006, 3:05 PM EST Att: 3,734 - Partly Cloudy - 64 F <a href="http://livebaseballscorecards.com">livebaseballscorecards.com</a>										
5 Ronny Cedeno, R OBP: 0.313, SLG: 0.333 1 Augie Ojeda, S OBP: 0.333, SLG: 0.417	G4-6-3 1B		G6-3			G4-3		P4		3	0	1	0	0	0	0											
Jacque Jones, L OBP: 0.438, SLG: 0.690 29 Angel Pagán, S OBP: 0.438, SLG: 0.857	G4-6-3 1-2				P4			F7		3	0	1	0	0	0	1											
65 Brandon Sing, R OBP: 0.357, SLG: 0.917 Brian Dopirak, R OBP: 0.536, SLG: 1.000		K			K			F9 66 WP 28 1B		2	0	0	0	0	2	0											
19 Matt Murton, R OBP: 0.357, SLG: 0.643 66 Adam Greenberg, L OBP: 0.286, SLG: 0.308					G1-3			K 66 1B BLK		2	0	1	0	0	0	0											
John Motry, L OBP: 0.267, SLG: 1.000 Scott Williamson, R OBP: 0.313, SLG: 0.333 60 Les Walroond, L OBP: 0.313, SLG: 0.333 28 Michael Restovich, R OBP: 0.313, SLG: 0.333 Jae Kuk Ryu, R OBP: 0.313, SLG: 0.333 Brian Boehringer, S OBP: 0.313, SLG: 0.333 Matt Padgett, L OBP: 0.313, SLG: 0.333								K 78 FC6-4		1	0	0	0	1	1	0											
Neifi Perez, S OBP: 0.263, SLG: 0.222 Ryan Theriot, R OBP: 0.364, SLG: 0.333								F9 3-H		2	0	0	0	0	0	2											
78 Dennis Anderson, S OBP: 0.500, SLG: 0.500 74 Jake Fox, R OBP: 0.545, SLG: 1.000 88 Casey Kopitzke, R OBP: 0.375, SLG: 0.500										1	0	0	0	0	0	2											
Jerome Williams, R OBP: 0.357, SLG: 0.917 Bob Howry, L OBP: 0.133, SLG: 0.071 64 Casey McGehee, R OBP: 0.133, SLG: 0.071										0	0	0	0	0	0	0											
<b>Inning Stats</b>	R: 0 E: 0 K: 0 S: 3	H: 1 LOB: 0 BB: 0 P: 3	R: 0 E: 0 K: 1 S: 6	H: 1 LOB: 2 BB: 1 P: 10	R: 0 E: 0 K: 1 S: 5	H: 0 LOB: 0 BB: 0 P: 5	R: 0 E: 0 K: 1 S: 5	H: 0 LOB: 0 BB: 0 P: 5	R: 0 E: 0 K: 0 S: 3	H: 0 LOB: 0 BB: 0 P: 3	R: 1 E: 0 K: 1 S: 7	H: 2 LOB: 2 BB: 0 P: 7	R: 0 E: 0 K: 1 S: 5	H: 0 LOB: 0 BB: 0 P: 5	R: 1 E: 0 K: 1 S: 7	H: 2 LOB: 1 BB: 0 P: 7		1B: 4 2B: 2 3B: 0 HR: 0	SF: 0 SAC: 0 DP: 1 HBP: 0	WP: 1 PB: 0 SB: 0 CS: 0	PA: 33						
<b>PITCHER</b>	IP	WLS	BF	H	R	ER	SO	BB	IBB	HBP	BLK	WP	HR	S	P	ERA	WHIP										
Jason Jennings, R ERA: 5.0	4.0	W	14	2	0	0	3	1	0	0	0	0	0	19	23	0.00	0.750										
44 Keiichi Yabu, R ERA: 9.0	2.0		6	0	0	0	1	0	0	0	0	0	0	8	8	0.00	0.000										
54 Randy Williams, L ERA: 13.5	1.0		5	2	1	1	1	0	0	0	0	0	1	7	7	9.00	2.000										
61 Ramon E Ramirez, R ERA: 4.5	1.0		3	0	0	0	1	0	0	0	0	0	0	5	5	0.00	0.000										
24 Mike DeJean, R ERA: 3.0	1.0		5	2	1	1	1	0	0	0	1	0	0	7	7	9.00	2.000										

Batter	1	2	3	4	5	6	7	8	9	AB	R	H	RBI	BB	SO	LOB	BOTTOM										
18 Cory Sullivan, L OBP: 0.300, SLG: 0.300 Jamey Carroll, R OBP: 0.417, SLG: 0.400	G4-3					F9		G1-3		3	0	1	2	0	0	0	<b>Chicago Cubs @ Colorado Rockies</b> US West Sports Complex, Hi Corbett Field, Tucson, AZ Thu Mar 09 2006, 3:05 PM EST Att: 3,734 - Partly Cloudy - 64 F <a href="http://livebaseballscorecards.com">livebaseballscorecards.com</a>										
6 Omar Quintanilla, L OBP: 0.182, SLG: 0.182								G4-3		4	1	1	0	0	1	1											
17 Todd Helton, L OBP: 0.471, SLG: 0.533 24 Jason Smith, L OBP: 0.200, SLG: 0.500										2	0	0	0	1	0	1											
27 Garrett Atkins, R OBP: 0.556, SLG: 0.500 64 Ian Stewart, L OBP: 0.536, SLG: 1.000										1	1	1	1	1	0	0											
11 Brad Hawpe, L OBP: 0.400, SLG: 0.421										4	1	2	0	0	1	1											
Danny Ardoin, R OBP: 0.583, SLG: 1.000 20 Chris Iannetta, R OBP: 0.200, SLG: 0.200										3	1	3	2	0	0	0											
19 Ryan Spilborghs, R OBP: 0.333, SLG: 0.250										4	1	1	0	0	0	5											
Josh Wilson, R OBP: 0.273, SLG: 0.273										4	1	1	1	0	0	5											
Jason Jennings, L ERA: 5.0 44 Keiichi Yabu, R ERA: 9.0 8 Yorvit Torrealba, R ERA: 13.5 54 Randy Williams, L ERA: 4.5 61 Ramon E Ramirez, R ERA: 4.5 2 Troy Tulowitzki, R ERA: 12.0 24 Mike DeJean, R ERA: 3.0										1	0	0	0	0	0	0											
<b>Inning Stats</b>	R: 1 E: 0 K: 0 S: 5	H: 2 LOB: 1 BB: 0 P: 5	R: 3 E: 0 K: 0 S: 6	H: 4 LOB: 0 BB: 0 P: 6	R: 2 E: 0 K: 0 S: 5	H: 2 LOB: 1 BB: 0 P: 6	R: 0 E: 0 K: 1 S: 5	H: 0 LOB: 0 BB: 0 P: 5	R: 0 E: 0 K: 0 S: 4	H: 2 LOB: 3 BB: 2 P: 15	R: 0 E: 0 K: 0 S: 3	H: 0 LOB: 0 BB: 0 P: 3	R: 0 E: 0 K: 1 S: 5	H: 0 LOB: 0 BB: 0 P: 5	R: 0 E: 0 K: 0 S: 4	H: 1 LOB: 1 BB: 0 P: 4		1B: 9 2B: 1 3B: 1 HR: 0	SF: 0 SAC: 1 DP: 1 HBP: 1	WP: 0 PB: 0 SB: 0 CS: 1	PA: 36						
<b>PITCHER</b>	IP	WLS	BF	H	R	ER	SO	BB	IBB	HBP	BLK	WP	HR	S	P	ERA	WHIP										
Jerome Williams, R ERA: 12.0 Bob Howry, R ERA: 3.0 Scott Williamson, R ERA: 3.0 60 Les Walroond, L ERA: 6.75 Jae Kuk Ryu, R ERA: 6.75	3.0	L	17	8	6	6	0	0	0	0	0	0	0	16	17	18.00	2.667										
	1.0		3	0	0	0	1	0	0	0	0	0	0	5	5	0.00	0.000										
	1.0		6	2	0	0	0	2	0	0	0	0	0	4	15	0.00	4.000										
	1.0		3	0	0	0	0	0	0	0	0	0	0	3	3	0.00	0.000										
	1.0		3	0	0	0	1	0	0	0	0	0	0	5	5	0.00	0.000										
<b>PITCHER</b>	IP	WLS	BF	H	R	ER	SO	BB	IBB	HBP	BLK	WP	HR	S	P	ERA	WHIP										
Brian Boehringer, R ERA: 13.5	1.0		4	1	0	0	0	0	0	0	0	0	0	4	4	0.00	1.000										





Batter	1	2	3	4	5	6	7	8	9	AB	R	H	RBI	BB	SO	LOB	TOP				
9 Chone Figgins, S OBP: 0.471, SLG: 1.000 46 Bobby Wilson, R (6, 2)										4	2	2	2	0	0	2					
Adam Kennedy, L OBP: 0.313, SLG: 0.500 17 Ivan Reyes, R (6, 5)										4	1	2	1	0	0	1					
Tim Salmon, R OBP: 0.500, SLG: 0.500 74 Brett Martinez, R (6, PR) (6, 10)										4	0	2	1	0	0	0					
Casey Kotchman, L OBP: 0.412, SLG: 0.706 51 Ryan Budde, R (6, PH) (6, 3)										3	0	2	0	0	0	2					
39 Robb Quinlan, R OBP: 0.188, SLG: 0.133 Josh Leblanc, L (1, 7) (1, 7)										1	0	0	0	0	1	2					
José Molina, R OBP: 0.384, SLG: 0.364 10 Eric Rodland, L (1, 2) (6, 4)										4	0	2	1	0	1	2					
Nick Gomeault, R OBP: 0.308, SLG: 0.455 57 Peter Bourjos, R OBP: 0.250, SLG: 0.250 (1, 9) (2, 9)										0	1	0	0	1	0	0					
3 Brandon Wood, R (1, 6)										2	0	0	0	1	2	2					
65 Tommy Murphy, S OBP: 0.250, SLG: 0.273 (1, 8)										4	0	1	1	0	1	2					
<b>Inning Stats</b>	R: 1 E: 1 K: 2 S: 11	H: 2 LOB: 2 BB: 0 P: 11	R: 3 E: 0 K: 2 S: 9	H: 2 LOB: 1 BB: 1 P: 13	R: 1 E: 0 K: 2 S: 10	H: 2 LOB: 1 BB: 0 P: 10	R: 0 E: 0 K: 0 S: 5	H: 2 LOB: 2 BB: 0 P: 9	R: 0 E: 0 K: 1 S: 6	H: 2 LOB: 3 BB: 1 P: 10	R: 0 E: 0 K: 1 S: 5	H: 0 LOB: 1 BB: 1 P: 9	R: 0 E: 0 K: 1 S: 5	H: 0 LOB: 0 BB: 0 P: 5	R: 0 E: 0 K: 1 S: 5	H: 0 LOB: 0 BB: 0 P: 5	1B: 10 2B: 0 3B: 0 HR: 2	SF: 0 SAC: 0 DP: 0 HBP: 1	WP: 1 PB: 0 SB: 3 CS: 0	PA: 43	
<b>PITCHER</b>	IP ERA WLS BF H R ER SO BB IBB HBP BLK WP HR S P ERA WHIP	2.0 9.0 12 4 4 4 4 1 0 0 0 0 0 2 20 10 18.00 2.500	1.0 4.5 5 2 1 1 2 0 0 0 0 0 1 0 10 10 9.00 2.000	2.0 12.6 11 4 1 1 1 0 0 1 0 0 0 0 13 14 4.50 2.000	1.0 12.6 5 2 0 0 1 1 0 0 0 0 0 6 10 0.00 3.000	1.0 2.7 4 0 0 0 1 1 0 0 0 0 0 5 9 0.00 1.000	1.0 5.4 3 0 0 0 1 0 0 0 0 0 0 0 5 5 0.00 0.000	1.0 9.1 3 0 0 0 1 0 0 0 0 0 0 0 5 5 0.00 0.000													

Los Angeles Angels @ Chicago Cubs  
Hohokam Park, Mesa, AZ  
Fri Mar 10 2006, 3:05 PM EST  
Att: 12,064 - Sunny - 61 F

AB 39  
R 6  
H 12  
RBI 6  
BB 3  
SO 11  
LOB 18




Batter	1	2	3	4	5	6	7	8	9	AB	R	H	RBI	BB	SO	LOB	BOTTOM				
Juan Pierre, L OBP: 0.300, SLG: 0.263 29 Angel Pagán, S OBP: 0.389, SLG: 0.750 (1, 8) (6, 8)										3	1	1	0	0	0	1					
Jerry Hairston, R OBP: 0.500, SLG: 0.429 Ryan Theriot, R OBP: 0.333, SLG: 0.300 (1, 4) (6, 4)										3	1	1	1	0	0	0					
Todd Walker, L OBP: 0.375, SLG: 0.615 Brian Dopirak, R OBP: 0.500, SLG: 0.929 (1, 3) (6, 3)										2	2	1	2	1	1	0					
Jacque Jones, L OBP: 0.474, SLG: 0.563 Felix Pie, L OBP: 0.214, SLG: 0.571 (1, 9) (6, 9)										1	1	0	0	2	0	1					
3 Marquis Grissom, R OBP: 0.353, SLG: 0.333 28 Michael Restovich, R OBP: 0.250, SLG: 0.500 (1, 7) (6, 7)										2	0	1	1	1	0	1					
John Mabry, L OBP: 0.525, SLG: 0.800 19 Matt Murton, R OBP: 0.438, SLG: 0.667 (1, 10) (6, 10)										1	0	0	1	1	1	2					
5 Ronny Cedeno, R OBP: 0.283, SLG: 0.278 1 Augie Ojeda, S OBP: 0.308, SLG: 0.385 (1, 6) (7, 6)										3	0	0	0	0	1	5					
9 Scott Moore, L OBP: 0.556, SLG: 0.429 64 Casey McGehee, R OBP: 0.176, SLG: 0.125 (1, 5) (6, 5)										1	0	0	0	1	0	0					
5B Geovany Soto, R OBP: 0.400, SLG: 0.444 Jose Reyes, S OBP: 0.111, SLG: 0.111 (1, 2) (6, 2)										1	1	0	0	1	1	1					
<b>Inning Stats</b>	R: 1 E: 0 K: 0 S: 3	H: 0 LOB: 3 BB: 4 P: 19	R: 5 E: 1 K: 2 S: 13	H: 4 LOB: 1 BB: 1 P: 17	R: 0 E: 0 K: 1 S: 5	H: 0 LOB: 1 BB: 1 P: 9	R: 0 E: 0 K: 1 S: 5	H: 0 LOB: 0 BB: 0 P: 9	R: 0 E: 0 K: 0 S: 3	H: 0 LOB: 0 BB: 0 P: 3	R: 0 E: 0 K: 2 S: 8	H: 1 LOB: 1 BB: 0 P: 8	R: 0 E: 0 K: 0 S: 3	H: 0 LOB: 0 BB: 0 P: 3	R: 0 E: 0 K: 0 S: 3	H: 0 LOB: 0 BB: 0 P: 3	1B: 5 2B: 1 3B: 0 HR: 0	SF: 0 SAC: 0 DP: 0 HBP: 0	WP: 2 PB: 0 SB: 0 CS: 2	PA: 37	
<b>PITCHER</b>	IP ERA WLS BF H R ER SO BB IBB HBP BLK WP HR S P ERA WHIP	1.0 9.0 7 15 4 5 4 4 3 0 0 0 2 0 22 34 9.00 4.000	2.2 9.0 15 4 5 4 4 3 0 0 0 0 2 0 22 34 13.50 2.625	2.1 5.4 8 1 1 1 1 1 1 0 0 0 0 0 9 13 3.86 0.857	1.0 12.6 4 1 0 0 2 0 0 0 0 0 0 0 8 8 0.00 1.000	1.0 6.0 3 0 0 0 0 0 0 0 0 0 0 0 3 3 0.00 0.000															


Los Angeles Angels @ Chicago Cubs  
Hohokam Park, Mesa, AZ  
Fri Mar 10 2006, 3:05 PM EST  
Att: 12,064 - Sunny - 61 F

AB 29  
R 7  
H 6  
RBI 6  
BB 8  
SO 7  
LOB 13





Batter	1	2	3	4	5	6	7	8	9	AB R H RBI BB SO LOB	TOP																								
											<b>Kansas City Royals @ Chicago Cubs</b> Hohokam Park, Mesa, AZ Sat Mar 11 2006, 3:05 PM EST  <a href="http://livebaseballscorecards.com">livebaseballscorecards.com</a>																								
												AB	0																						
												R	0																						
												H	0																						
												RBI	0																						
												BB	0																						
												SO	0																						
												LOB	0																						
																																			
Inning Stats		1B: 0	SF: 0	WP: 0	PA: 0																														
		2B: 0	SAC: 0	FB: 0																															
		3B: 0	DP: 0	SB: 0																															
		HR: 0	HBP: 0	CS: 0																															
PITCHER	IP	WLS	BF	H	R	ER	SO	BB	IBB	HBP	BLK	WP	HR	S	P	ERA	WHIP	PITCHER	IP	WLS	BF	H	R	ER	SO	BB	IBB	HBP	BLK	WP	HR	S	P	ERA	WHIP

Batter	1	2	3	4	5	6	7	8	9	AB R H RBI BB SO LOB	BOTTOM																								
											<b>Kansas City Royals @ Chicago Cubs</b> Hohokam Park, Mesa, AZ Sat Mar 11 2006, 3:05 PM EST  <a href="http://livebaseballscorecards.com">livebaseballscorecards.com</a>																								
												AB	0																						
												R	0																						
												H	0																						
												RBI	0																						
												BB	0																						
												SO	0																						
												LOB	0																						
																																			
Inning Stats		1B: 0	SF: 0	WP: 0	PA: 0																														
		2B: 0	SAC: 0	FB: 0																															
		3B: 0	DP: 0	SB: 0																															
		HR: 0	HBP: 0	CS: 0																															
PITCHER	IP	WLS	BF	H	R	ER	SO	BB	IBB	HBP	BLK	WP	HR	S	P	ERA	WHIP	PITCHER	IP	WLS	BF	H	R	ER	SO	BB	IBB	HBP	BLK	WP	HR	S	P	ERA	WHIP



Batter	1	2	3	4	5	6	7	8	9	AB	R	H	RBI	BB	SO	LOB	TOP					
Juan Pierre, L (1, 8) OBP: 0.261, SLG: 0.227 Felix Pie, L (5, PH) OBP: 0.250, SLG: 0.533	G5-3	B1-3		FC3			F9			3	0	0	0	0	0	1	<b>Chicago Cubs @ Milwaukee Brewers</b> Maryvale Baseball Park, Phoenix, AZ Sun Mar 12 2006, 3:05 PM EST Att: 8,149 - Sunny - 52 F					
Jerry Hairston, R (1, 4) OBP: 0.583, SLG: 0.667 Ryan Theriot, R (5, PH) OBP: 0.357, SLG: 0.273				SH1-3		G4-6-3				2	2	2	0	0	0	0						
Todd Walker, L (1, 10) OBP: 0.316, SLG: 0.590 3 Marquis Grissom, R (6, PH) OBP: 0.368, SLG: 0.353			G4-3	FC1			P2			3	0	0	0	0	1	4						
16 Aramis Ramirez, R (1, 5) OBP: 0.615, SLG: 1.182 9 Scott Moore, L (6, PH) OBP: 0.545, SLG: 0.444				F8						3	2	2	3	0	0	2						
John Mabry, L (1, 9) OBP: 0.636, SLG: 1.125 29 Angel Pagan, S (5, 9) OBP: 0.350, SLG: 0.706			F8			SH7				3	2	2	1	0	0	1						
19 Matt Murton, R (1, 7) OBP: 0.526, SLG: 0.765 66 Adam Greenberg, L (6, PH) OBP: 0.313, SLG: 0.400										2	2	2	1	1	0	0						
28 Michael Restovich, R (1, 3) OBP: 0.316, SLG: 0.084 Brian Dopirak, R (5, 3) OBP: 0.438, SLG: 0.813										3	2	2	3	0	0	1						
5 Ronny Cedeno, R (1, 6) OBP: 0.238, SLG: 0.250 Neifi Perez, S (5, PH) OBP: 0.273, SLG: 0.238		G6-3	L4							2	0	0	0	0	0	0						
88 Casey Kopitzke, R (1, 2) OBP: 0.400, SLG: 0.444 78 Dennis Anderson, S (5, PH) OBP: 0.375, SLG: 0.429		G6-3								1	0	0	0	1	0	0						
74 Jake Fox, R (8, 2) OBP: 0.500, SLG: 0.900										1	0	0	0	0	1	0						
<b>Inning Stats</b>	R: 3 E: 0 K: 1 S: 9	H: 4 LOB: 1 BB: 0 P: 9	R: 0 E: 0 K: 0 S: 3	H: 0 LOB: 0 BB: 0 P: 3	R: 4 E: 0 K: 0 S: 7	H: 4 LOB: 0 BB: 0 P: 7	R: 0 E: 1 K: 0 S: 4	H: 0 LOB: 2 BB: 1 P: 8	R: 3 E: 0 K: 0 S: 5	H: 3 LOB: 1 BB: 2 P: 13	R: 1 E: 0 K: 1 S: 9	H: 3 LOB: 2 BB: 0 P: 9	R: 0 E: 0 K: 0 S: 3	H: 0 LOB: 0 BB: 0 P: 7	R: 0 E: 0 K: 2 S: 7	H: 0 LOB: 0 BB: 0 P: 7	R: 0 E: 0 K: 1 S: 5	H: 0 LOB: 0 BB: 0 P: 5	1B: 8 2B: 3 3B: 0 HR: 3	SF: 2 SAC: 1 DP: 1 HBP: 0	WP: 0 PB: 0 SB: 1 CS: 0	PA: 45
<b>PITCHER</b>	IP WLS BF H R ER SO BB IBB HBP BLK WP HR S P ERA WHIP																					
Tomo Ohka, R (1, 1) ERA: 10.5	3.0 L 17 8 7 7 1 0 0 0 0 0 2 19 19 21.00 2.667																					
Ben Hendrickson, R (4, 1) ERA: 8.1	2.1 16 6 4 4 0 3 0 0 0 0 1 14 26 15.43 3.857																					
58 Chris Demaria, R (6, 1) ERA: 1.93	1.2 6 0 0 0 1 1 0 0 0 0 0 7 11 0.00 0.600																					
53 Justin Thompson, L (8, 1) ERA: 2.25	1.0 3 0 0 0 2 0 0 0 0 0 0 7 7 0.00 0.000																					
52 Jose Capellan, R (9, 1) ERA: 2.09	1.0 3 0 0 0 1 0 0 0 0 0 0 5 5 0.00 0.000																					
<b>Batter</b>	<b>1</b>	<b>2</b>	<b>3</b>	<b>4</b>	<b>5</b>	<b>6</b>	<b>7</b>	<b>8</b>	<b>9</b>	<b>AB</b>	<b>R</b>	<b>H</b>	<b>RBI</b>	<b>BB</b>	<b>SO</b>	<b>LOB</b>	<b>BOTTOM</b>					
Brady Clark, R (1, 8) OBP: 0.467, SLG: 0.300 Zach Sorensen, S (8, 6)	K									2	2	0	0	2	2	0	<b>Chicago Cubs @ Milwaukee Brewers</b> Maryvale Baseball Park, Phoenix, AZ Sun Mar 12 2006, 3:05 PM EST Att: 8,149 - Sunny - 52 F					
2 Bill Hall, R (1, 6) OBP: 0.385, SLG: 0.545 53 Justin Thompson, L (8, 1) 1 Corey Hart, R (9, 3) OBP: 0.375, SLG: 0.636	G6-3		G6-3							4	1	2	3	0	0	0						
Geoff Jenkins, L (1, 9) OBP: 0.364, SLG: 0.389 Nelson Cruz, R (7, 9) OBP: 0.300, SLG: 0.667	L3									3	0	0	0	0	0	0						
28 Prince Fielder, L (1, 3) OBP: 0.500, SLG: 0.636 62 Brent Abernathy, R (9, 4) OBP: 0.593, SLG: 0.656										4	0	2	0	0	0	0						
23 Rickie Weeks Jr., R (1, 4) OBP: 0.414, SLG: 0.500 52 Jose Capellan, R (9, 1)										4	1	2	0	0	0	2						
18 Gabe Gross, L (1, 7) OBP: 0.323, SLG: 0.346 8 Vinny Rottino, R (7, 7) OBP: 0.636, SLG: 0.778										3	0	0	0	0	1	3						
47 Corey Koskie, L (1, 5) OBP: 0.250, SLG: 0.467 Jeff Cirillo, R (7, 5) OBP: 0.500, SLG: 0.500										3	0	1	1	0	1	1						
9 Mark Johnson, L (1, 2) OBP: 0.556, SLG: 0.571 22 Tony Gwynn Jr., L (8, 8) OBP: 0.263, SLG: 0.667										3	1	1	0	0	2	1						
Tomo Ohka, S (1, 1)										1	0	0	0	0	0	0						
Ben Hendrickson, R (4, 1) 58 Chris Demaria, S (6, 1) Mike Rivera, R (7, PH) OBP: 0.111, SLG: 0.444										0	0	0	0	0	0	0						
<b>Inning Stats</b>	R: 0 E: 0 K: 1 S: 5	H: 0 LOB: 0 BB: 0 P: 5	R: 1 E: 0 K: 2 S: 9	H: 2 LOB: 1 BB: 0 P: 10	R: 0 E: 0 K: 1 S: 5	H: 0 LOB: 0 BB: 0 P: 5	R: 0 E: 0 K: 0 S: 4	H: 1 LOB: 1 BB: 0 P: 4	R: 3 E: 0 K: 0 S: 5	H: 2 LOB: 0 BB: 1 P: 9	R: 0 E: 0 K: 1 S: 6	H: 1 LOB: 1 BB: 0 P: 6	R: 1 E: 0 K: 1 S: 6	H: 1 LOB: 1 BB: 1 P: 11	R: 0 E: 0 K: 0 S: 4	H: 1 LOB: 2 BB: 1 P: 8	R: 0 E: 0 K: 2 S: 7	H: 0 LOB: 0 BB: 0 P: 7	1B: 6 2B: 1 3B: 0 HR: 1	SF: 0 SAC: 1 DP: 0 HBP: 0	WP: 2 PB: 0 SB: 1 CS: 0	PA: 38
<b>PITCHER</b>	IP WLS BF H R ER SO BB IBB HBP BLK WP HR S P ERA WHIP																					
Greg Maddux, R (1, 1) ERA: 1.8	3.0 W 11 2 1 1 4 0 0 0 0 0 0 19 20 3.00 0.667																					
Angel Guzman, R (4, 1) ERA: 6.75	2.0 10 3 3 3 0 1 0 0 0 0 0 9 13 13.50 2.000																					
Bob Howry, R (6, 1) ERA: 4.5	1.0 4 1 0 0 1 0 0 0 0 0 0 6 6 0.00 1.000																					
Scott Williamson, R (7, 1) ERA: 4.5	1.0 5 1 1 1 0 1 0 0 0 0 1 0 6 11 9.00 2.000																					
46 Ryan Dempster, R (8, 1) ERA: 2.25	1.0 5 1 0 0 0 1 0 0 0 0 1 0 4 8 0.00 2.000																					











Batter	1	2	3	4	5	6	7	8	9	AB	R	H	RBI	BB	SO	LOB	TOP							
Juan Pierre, L OBP: 0.219, SLG: 0.258 29 Angel Pagán, S OBP: 0.400, SLG: 0.800	(1, 8) X 0-0 F7	(1, 2) X 0-0 G4-6-3		(1, 3) X 0-0 G4-3			(1, 1) X 0-0 G6-3		(1, 4) B 4-0 WP BB	3	0	0	0	0	0	1								
Jerry Hairston, R OBP: 0.429, SLG: 0.444 Ryan Theriot, R OBP: 0.444, SLG: 0.385	(1, 4) X 0-0 P5	(1, 2) X 0-0 G5-3			(1, 1) X 0-3 K		(1, 2) X 0-0 SF9		(1, 4) B 4-0 BB	3	0	0	0	0	1	0								
Jacque Jones, L OBP: 0.250, SLG: 0.619 28 Michael Restovich, R OBP: 0.360, SLG: 0.609	(1, 9) X 0-0 16 WP 1B		(1, 2) X 0-0 E 2B		(1, 2) X 0-0 G4-3		(1, 3) X 0-0 K		(1, 2) X 0-0 F7	3	2	2	0	0	0	0								
16 Aramis Ramirez, R OBP: 0.455, SLG: 0.800 John Mabry, L OBP: 0.412, SLG: 0.643	(1, 5) X 1-0 2B		(1, 1) X 0-0 F8		(1, 3) X 0-0 F8			(1, 1) X 0-3 K	(1, 3) X 0-3 K	3	1	1	1	0	0	1								
Todd Walker, L OBP: 0.400, SLG: 0.727 Brian Dopirak, R OBP: 0.450, SLG: 0.800	(1, 3) X 0-0 19 2B		(1, 1) X 0-1 19 2B			(1, 1) X 0-3 K		(1, 1) X 0-0 G4-3		2	1	2	2	0	0	0								
19 Matt Murton, R OBP: 0.580, SLG: 0.818 3 Marquis Grissom, R OBP: 0.333, SLG: 0.360	(1, 7) X 0-0 5 1B		(1, 1) X 0-0 5 G6-3			(1, 2) X 0-3 K		(1, 2) X 0-0 G4-3		2	1	2	1	0	0	0								
5 Ronny Cedeno, R OBP: 0.250, SLG: 0.231 64 Casey McGehee, R OBP: 0.300, SLG: 0.176	(1, 10) X 0-0 2H 1B		(1, 2) X 0-0 G6-3			(1, 3) X 0-0 G6-3		(1, 4) X 4-0 BB		3	0	1	1	0	0	2								
Neffi Perez, S OBP: 0.241, SLG: 0.214 1 Augie Ojeda, S OBP: 0.250, SLG: 0.313	(1, 6) X 1-0 G6-3			(1, 1) X 0-0 F9			(1, 1) X 0-0 74 3B		(1, 3) X 0-0 G4-3	3	0	1	0	0	0	1								
58 Geovany Soto, R OBP: 0.429, SLG: 0.462 74 Jake Fox, R OBP: 0.438, SLG: 0.857	(1, 2) X 0-0 G4-6-3 1B			(1, 2) X 0-0 G4-3			(1, 1) X 0-0 1H SF9 3B		(1, 1) X 0-0 F8	2	0	1	0	0	0	0								
<b>Inning Stats</b>	R: 4 E: 0 K: 0 S: 8	H: 5 LOB: 1 BB: 0 P: 10	R: 0 E: 0 K: 0 S: 3	H: 1 LOB: 0 BB: 3 P: 3	R: 1 E: 0 K: 0 S: 6	H: 3 LOB: 1 BB: 0 P: 6	R: 0 E: 0 K: 0 S: 3	H: 0 LOB: 0 BB: 0 P: 3	R: 0 E: 0 K: 1 S: 5	H: 0 LOB: 0 BB: 0 P: 5	R: 0 E: 0 K: 2 S: 7	H: 0 LOB: 1 BB: 0 P: 7	R: 2 E: 0 K: 1 S: 7	H: 2 LOB: 1 BB: 0 P: 7	R: 0 E: 0 K: 1 S: 6	H: 1 LOB: 2 BB: 2 P: 10	R: 0 E: 0 K: 1 S: 5	H: 0 LOB: 2 BB: 2 P: 13	1B: 7 2B: 4 3B: 1 HR: 0	SF: 1 SAC: 0 DP: 2 HBP: 0	WP: 2 PB: 0 SB: 1 CS: 0	PA: 40		
<b>PITCHER</b>	IP WLS BF H R ER SO BB IBB HBP BLK WP HR S P ERA WHIP	IP WLS BF H R ER SO BB IBB HBP BLK WP HR S P ERA WHIP	IP WLS BF H R ER SO BB IBB HBP BLK WP HR S P ERA WHIP	IP WLS BF H R ER SO BB IBB HBP BLK WP HR S P ERA WHIP	IP WLS BF H R ER SO BB IBB HBP BLK WP HR S P ERA WHIP	IP WLS BF H R ER SO BB IBB HBP BLK WP HR S P ERA WHIP	IP WLS BF H R ER SO BB IBB HBP BLK WP HR S P ERA WHIP	IP WLS BF H R ER SO BB IBB HBP BLK WP HR S P ERA WHIP	IP WLS BF H R ER SO BB IBB HBP BLK WP HR S P ERA WHIP	IP WLS BF H R ER SO BB IBB HBP BLK WP HR S P ERA WHIP	IP WLS BF H R ER SO BB IBB HBP BLK WP HR S P ERA WHIP	IP WLS BF H R ER SO BB IBB HBP BLK WP HR S P ERA WHIP	IP WLS BF H R ER SO BB IBB HBP BLK WP HR S P ERA WHIP	IP WLS BF H R ER SO BB IBB HBP BLK WP HR S P ERA WHIP	IP WLS BF H R ER SO BB IBB HBP BLK WP HR S P ERA WHIP	IP WLS BF H R ER SO BB IBB HBP BLK WP HR S P ERA WHIP	IP WLS BF H R ER SO BB IBB HBP BLK WP HR S P ERA WHIP	IP WLS BF H R ER SO BB IBB HBP BLK WP HR S P ERA WHIP	IP WLS BF H R ER SO BB IBB HBP BLK WP HR S P ERA WHIP	IP WLS BF H R ER SO BB IBB HBP BLK WP HR S P ERA WHIP	IP WLS BF H R ER SO BB IBB HBP BLK WP HR S P ERA WHIP	IP WLS BF H R ER SO BB IBB HBP BLK WP HR S P ERA WHIP	IP WLS BF H R ER SO BB IBB HBP BLK WP HR S P ERA WHIP	IP WLS BF H R ER SO BB IBB HBP BLK WP HR S P ERA WHIP

Chicago Cubs @ Los Angeles Angels  
 Tempe Diablo Stadium, Tempe, AZ  
 Thu Mar 16 2006, 3:05 PM EST  
 Att: 9,081 - Sunny - 60 F

AB 36  
 R 7  
 H 12  
 RBI 7  
 BB 3  
 SO 6  
 LOB 15



Batter	1	2	3	4	5	6	7	8	9	AB	R	H	RBI	BB	SO	LOB	BOTTOM							
9 Chone Figgins, S OBP: 0.367, SLG: 0.615 19 Curtis Pride, L OBP: 0.280, SLG: 0.391	(1, 8) X 0-0 B3	(1, 2) X 4-0 G6-3 S 20 1B BB		(1, 1) X 0-0 P3			(1, 1) X 0-0 S 1B		(1, 4) B 4-0 BB	3	1	1	0	1	0	0								
Orlando Cabrera, R OBP: 0.444, SLG: 0.640 77 Reggie Willits, S OBP: 0.130, SLG: 0.095	(1, 6) B 4-0 20 2B BB	(1, 1) X 0-1 G6-3		(1, 1) X 0-0 2B		(1, 2) X 0-3 K		(1, 3) X 0-0 G6-3		3	1	1	1	1	1	2								
27 Vladimir Guerrero, R OBP: 0.490, SLG: 0.795 47 Howie Kendrick, R OBP: 0.313, SLG: 0.419	(1, 9) X 0-3 K	(1, 1) X 1-0 20 1B HBP		(1, 2) X 0-0 F8		(1, 3) X 0-0 G6-3		(1, 1) X 0-0 G1-3		2	0	0	0	0	1	2								
20 Juan Rivera, R OBP: 0.667, SLG: 1.000 32 Erick Aybar, S OBP: 0.412, SLG: 0.533	(1, 7) X 0-0 1H 2B	(1, 1) X 0-0 1-3 3H 1B		(1, 3) X 0-0 F9			(1, 4) X 4-0 39 CS BB		(1, 2) X 0-0 F8	3	1	2	2	0	0	1								
Tim Salmon, R OBP: 0.406, SLG: 0.429 22 Kendrys Morales, S OBP: 0.417, SLG: 0.647	(1, 10) X 0-0 2H 2B	(1, 1) X 0-0 F8		(1, 1) X 0-0 F9			(1, 1) X 0-0 F7		(1, 3) X 0-0 G4-3	3	0	1	1	0	0	2								
Casey Kotchman, L OBP: 0.440, SLG: 0.760 39 Robb Quinlan, R OBP: 0.250, SLG: 0.259	(1, 3) X 0-0 G4-3		(1, 1) X 0-0 1B		(1, 2) X 0-0 G4-3		(1, 1) X 0-1 G5-3			3	0	1	0	0	0	1								
5 Jeff Mathis, R OBP: 0.455, SLG: 0.684 Mike Napoli, R OBP: 0.333, SLG: 0.588		(1, 2) X 0-0 8 G4-3 S 1B		(1, 1) X 0-0 P4				(1, 1) X 0-0 HR		3	1	2	0	0	0	1								
8 Dallas McPherson, L OBP: 0.250, SLG: 0.231 Dallas Morris, R	(1, 5) X 0-1 G4-3	(1, 1) X 0-1 G4-3		(1, 2) X 0-0 K			(1, 3) X 0-0 P6		(1, 1) X 0-0 G4-3	4	0	0	0	0	1	3								
Adam Kennedy, L OBP: 0.345, SLG: 0.464 65 Tommy Murphy, S OBP: 0.333, SLG: 0.318	(1, 4) X 0-0 S 9 BB G6-3 1B		(1, 2) X 0-0 F7			(1, 1) X 0-0 G3-1		(1, 2) X 0-0 P4		3	1	1	1	0	0	1								
<b>Inning Stats</b>	R: 2 E: 0 K: 1 S: 7	H: 2 LOB: 1 BB: 1 P: 11	R: 3 E: 0 K: 0 S: 8	H: 3 LOB: 2 BB: 1 P: 13	R: 0 E: 0 K: 1 S: 6	H: 1 LOB: 1 BB: 0 P: 6	R: 0 E: 0 K: 0 S: 4	H: 1 LOB: 1 BB: 0 P: 4	R: 0 E: 0 K: 1 S: 6	H: 1 LOB: 1 BB: 0 P: 6	R: 0 E: 0 K: 0 S: 3	H: 0 LOB: 0 BB: 1 P: 7	R: 0 E: 0 K: 0 S: 4	H: 1 LOB: 1 BB: 1 P: 8	R: 0 E: 0 K: 0 S: 3	H: 0 LOB: 0 BB: 0 P: 3	1B: 6 2B: 3 3B: 0 HR: 1	SF: 0 SAC: 0 DP: 0 HBP: 1	WP: 0 PB: 0 SB: 4 CS: 1	PA: 41				
<b>PITCHER</b>	IP WLS BF H R ER SO BB IBB HBP BLK WP HR S P ERA WHIP	IP WLS BF H R ER SO BB IBB HBP BLK WP HR S P ERA WHIP	IP WLS BF H R ER SO BB IBB HBP BLK WP HR S P ERA WHIP	IP WLS BF H R ER SO BB IBB HBP BLK WP HR S P ERA WHIP	IP WLS BF H R ER SO BB IBB HBP BLK WP HR S P ERA WHIP	IP WLS BF H R ER SO BB IBB HBP BLK WP HR S P ERA WHIP	IP WLS BF H R ER SO BB IBB HBP BLK WP HR S P ERA WHIP	IP WLS BF H R ER SO BB IBB HBP BLK WP HR S P ERA WHIP	IP WLS BF H R ER SO BB IBB HBP BLK WP HR S P ERA WHIP	IP WLS BF H R ER SO BB IBB HBP BLK WP HR S P ERA WHIP	IP WLS BF H R ER SO BB IBB HBP BLK WP HR S P ERA WHIP	IP WLS BF H R ER SO BB IBB HBP BLK WP HR S P ERA WHIP	IP WLS BF H R ER SO BB IBB HBP BLK WP HR S P ERA WHIP	IP WLS BF H R ER SO BB IBB HBP BLK WP HR S P ERA WHIP	IP WLS BF H R ER SO BB IBB HBP BLK WP HR S P ERA WHIP	IP WLS BF H R ER SO BB IBB HBP BLK WP HR S P ERA WHIP	IP WLS BF H R ER SO BB IBB HBP BLK WP HR S P ERA WHIP	IP WLS BF H R ER SO BB IBB HBP BLK WP HR S P ERA WHIP	IP WLS BF H R ER SO BB IBB HBP BLK WP HR S P ERA WHIP	IP WLS BF H R ER SO BB IBB HBP BLK WP HR S P ERA WHIP	IP WLS BF H R ER SO BB IBB HBP BLK WP HR S P ERA WHIP	IP WLS BF H R ER SO BB IBB HBP BLK WP HR S P ERA WHIP	IP WLS BF H R ER SO BB IBB HBP BLK WP HR S P ERA WHIP	IP WLS BF H R ER SO BB IBB HBP BLK WP HR S P ERA WHIP

Chicago Cubs @ Los Angeles Angels  
 Tempe Diablo Stadium, Tempe, AZ  
 Thu Mar 16 2006, 3:05 PM EST  
 Att: 9,081 - Sunny - 60 F

AB 36  
 R 6  
 H 10  
 RBI 6  
 BB 4  
 SO 3  
 LOB 17





Batter	1	2	3	4	5	6	7	8	9	AB	R	H	RBI	BB	SO	LOB	TOP										
Juan Pierre, L (1, 8) OBP: 0.226, SLG: 0.294 Felix Pie, L (6, 8) OBP: 0.318, SLG: 0.619	K2-3	E	B5-3				L3-1	L8		3	1	1	1	0	1	0											
Todd Walker, L (1, 4) OBP: 0.357, SLG: 0.640 Nefti Perez, S (5, 4) OBP: 0.233, SLG: 0.207 Ryan Theriot, R (7, 6) OBP: 0.421, SLG: 0.357	G6-3	E6			F7		E5		K	3	0	0	0	0	0	0											
Jacque Jones, L (1, 9) OBP: 0.198, SLG: 0.085 49 John Koronka, L (5, 1) 28 Michael Restovich, R (7, PH) 47 Scott Eyre, L (7, 1) Bob Howry, L (6, 1) 88 Casey Koptizke, R (6, PH) 13 Will Ohman, L (9, 1) Federico Baez, R (9, 1)	K						E5		L8	3	0	2	0	0	1	0											
16 Aramis Ramirez, R (1, 5) OBP: 0.480, SLG: 0.913 64 Casey McGehee, R (6, 5) OBP: 0.316, SLG: 0.167									G4-3	3	2	2	1	0	0	2											
John Mabry, L (1, 3) OBP: 0.400, SLG: 0.563 Brian Dopirak, R (7, PH) OBP: 0.429, SLG: 0.762										2	1	0	0	1	1	0											
19 Matt Murton, R (1, 7) OBP: 0.596, SLG: 0.783 Jerry Hairston, R (5, 7) OBP: 0.435, SLG: 0.421										1	1	0	0	1	0	0											
5 Ronny Cedeno, R (1, 6) OBP: 0.226, SLG: 0.207 1 Auggie Ojeda, S (7, 4) OBP: 0.235, SLG: 0.294										3	1	0	1	0	0	2											
24 Henry Blanco, R (1, 2) Jose Reyes, S (6, PH) OBP: 0.091, SLG: 0.091										1	0	0	1	0	1	0											
Greg Maddux, R (1, 1) 3 Marquis Grissom, R (5, 9) OBP: 0.310, SLG: 0.333										2	0	0	0	0	0	2											
<b>Inning Stats</b>	R: 0 E: 0 K: 2 S: 7	H: 0 LOB: 0 BB: 0 P: 7	R: 5 E: 2 K: 0 S: 8	H: 3 LOB: 2 BB: 2 P: 16	R: 0 E: 0 K: 1 S: 5	H: 0 LOB: 0 BB: 0 P: 5	R: 0 E: 0 K: 1 S: 5	H: 0 LOB: 0 BB: 0 P: 5	R: 1 E: 0 K: 0 S: 3	H: 2 LOB: 0 BB: 0 P: 3	R: 0 E: 0 K: 0 S: 5	H: 0 LOB: 0 BB: 1 P: 9	R: 1 E: 1 K: 0 S: 4	H: 0 LOB: 1 BB: 0 P: 5	R: 0 E: 0 K: 1 S: 5	H: 0 LOB: 0 BB: 0 P: 5	1B: 3 2B: 1 3B: 0 HR: 1	SF: 1 SAC: 0 DP: 0 HBP: 1	WP: 0 PB: 0 SB: 0 CS: 1	PA: 40							
<b>PITCHER</b>	IP	WLS	BF	H	R	ER	SO	BB	IBB	HBP	BLK	WP	HR	S	P	ERA	WHIP										
51 Noah Lowry, L (1, 1) ERA: 7.04	3.0	L	16	3	5	2	3	2	0	0	0	0	0	20	28	6.00	1.667										
Jeremy Accardo, R (4, 1) ERA: 2.25	2.0		7	2	1	1	1	0	0	0	0	0	1	10	10	4.50	1.000										
Tim Worrell, R (6, 1) ERA: 6.0	1.0		3	0	0	0	0	0	0	0	0	0	0	3	3	0.00	0.000										
Steve Kline, L (7, 1) ERA: 4.15	1.0		6	0	0	0	0	1	0	0	0	0	0	5	9	0.00	1.000										
54 Scott Munter, R (8, 1) ERA:	1.0		5	0	1	0	0	0	0	1	0	0	0	4	5	0.00	0.000										

Chicago Cubs @ San Francisco Giants  
 Scottsdale Stadium, Scottsdale, AZ  
 Fri Mar 17 2006, 3:05 PM EST  
 Att: 11,975 - Partly Cloudy - 72 F

livebaseballscorecards.com

AB 35  
 R 7  
 H 5  
 RBI 4  
 BB 3  
 SO 5  
 LOB 13



Batter	1	2	3	4	5	6	7	8	9	AB	R	H	RBI	BB	SO	LOB	BOTTOM										
73 Abraham Nunez, S (1, 9) OBP: 0.394, SLG: 0.452 Jason Ellison, R (6, 8) OBP: 0.488, SLG: 0.571	K		K				F7			3	0	0	0	0	2	1											
Rav Durham, S (1, 4) OBP: 0.480, SLG: 0.565 19 Kevin Frandsen, R (7, 4) OBP: 0.375, SLG: 0.486							F9			3	0	2	0	0	0	1											
Steve Finley, L (1, 8) OBP: 0.435, SLG: 0.762 Tim Worrell, R (6, 1) 60 Justin Knoedler, R (7, 2) OBP: 0.429, SLG: 0.727										3	0	0	0	0	0	2											
Barry Bonds, L (1, 7) OBP: 0.727, SLG: 1.636 Todd Linden, S (6, 7) OBP: 0.413, SLG: 0.314										2	1	1	0	0	0	1											
9 Mark Sweeney, L (1, 3) OBP: 0.350, SLG: 0.684 91 Eric Van Schell, R (7, 3) OBP: 0.800, SLG: 1.500										3	0	1	1	0	0	0											
Mike Matheny, R (1, 2) OBP: 0.260, SLG: 0.550 Steve Kline, S (7, 1) ERA: 3.68 54 Scott Munter, R (8, PH) Nate Schierholtz, L (9, PH) Jack Taschner, L (9, 1) 8 Yamid Haad, R (6, PH) OBP: 0.077, SLG: 0.083										3	0	2	0	0	0	0											
Angel Chavez, R (1, 5) OBP: 0.432, SLG: 0.516 77 Brian Buscher, L (8, 5) OBP: 0.238, SLG: 0.333										2	0	0	0	1	0	1											
43 Tomas De La Rosa, R (1, 6) OBP: 0.229, SLG: 0.219 81 Jake Wald, R (7, 6) OBP: 0.571, SLG: 0.800										2	0	0	0	0	0	2											
51 Noah Lowry, R (1, 1) 50 Eliezer Alfonzo, R (3, PH) OBP: 0.389, SLG: 0.722 Jeremy Accardo, R (4, 1) 40 Daniel Ortmeier, S (5, PH) OBP: 0.270, SLG: 0.324										0	0	0	0	0	0	0											
<b>Inning Stats</b>	R: 0 E: 0 K: 1 S: 6	H: 1 LOB: 1 BB: 0 P: 6	R: 0 E: 0 K: 0 S: 3	H: 0 LOB: 0 BB: 0 P: 3	R: 0 E: 0 K: 1 S: 6	H: 1 LOB: 1 BB: 0 P: 6	R: 1 E: 0 K: 0 S: 5	H: 3 LOB: 2 BB: 1 P: 9	R: 0 E: 0 K: 0 S: 4	H: 1 LOB: 1 BB: 0 P: 4	R: 0 E: 0 K: 0 S: 4	H: 1 LOB: 1 BB: 0 P: 4	R: 0 E: 0 K: 0 S: 4	H: 2 LOB: 2 BB: 0 P: 5	R: 4 E: 1 K: 1 S: 10	H: 5 LOB: 1 BB: 0 P: 10	1B: 9 2B: 5 3B: 1 HR: 0	SF: 0 SAC: 0 DP: 1 HBP: 1	WP: 0 PB: 0 SB: 0 CS: 1	PA: 42							
<b>PITCHER</b>	IP	WLS	BF	H	R	ER	SO	BB	IBB	HBP	BLK	WP	HR	S	P	ERA	WHIP										
Greg Maddux, R (1, 1) ERA: 2.0	4.0	W	17	5	1	1	2	1	0	0	0	0	0	8	8	0.00	1.000										
49 John Koronka, L (5, 1) ERA: 3.68	2.0		8	2	0	0	0	0	0	0	0	0	0	8	8	0.00	1.000										
47 Scott Eyre, L (7, 1) ERA:	1.0		4	1	0	0	0	0	0	0	0	0	0	4	4	0.00	1.000										
Bob Howry, R (8, 1) ERA:	1.0		5	2	0	0	0	0	0	1	0	0	0	4	5	0.00	2.000										
13 Will Ohman, L (9, 1) ERA: 8.1	0.2		6	4	4	4	1	0	0	0	0	0	0	8	8	54.00	6.000										

Chicago Cubs @ San Francisco Giants  
 Scottsdale Stadium, Scottsdale, AZ  
 Fri Mar 17 2006, 3:05 PM EST  
 Att: 11,975 - Partly Cloudy - 72 F

livebaseballscorecards.com

AB 40  
 R 5  
 H 15  
 RBI 5  
 BB 1  
 SO 3  
 LOB 15





Batter	1	2	3	4	5	6	7	8	9	AB	R	H	RBI	BB	SO	LOB	TOP								
Juan Pierre, L OBP: 0.263, SLG: 0.378 Chris Walker, S (7, PH) (7, 8)	G5-3		HBP 1B		G6-3 3B		K			3	1	2	1	0	0	0									
Jerry Hairston, R OBP: 0.423, SLG: 0.381 Ryan Theriot, R OBP: 0.400, SLG: 0.333	K		HBP		G6-3			G4-3		2	0	0	1	0	1	0									
16 Aramis Ramirez, R OBP: 0.500, SLG: 1.000 64 Casey McGehee, R OBP: 0.348, SLG: 0.167	IHR		F7		G6-4-3 1B			G6-4-3 BB		3	1	2	1	0	0	2									
28 Michael Restovich, R OBP: 0.310, SLG: 0.519 Brian Dopirak, R OBP: 0.409, SLG: 0.727	G5-3		K		G6-4-3			G6-4-3		3	0	0	0	0	1	3									
3 Marquis Grissom, R OBP: 0.313, SLG: 0.333 78 Dennis Anderson, S OBP: 0.455, SLG: 0.444					E9 SH3 1B			G4-3		3	0	1	0	0	1	0									
Felix Pie, L OBP: 0.292, SLG: 0.565 Ryan Harvey, R					SH3			G5-3		2	0	0	0	0	1	1									
24 Henry Blanco, R 58 Geovany Soto, R OBP: 0.375, SLG: 0.400					K			K		2	0	0	0	0	2	2									
Luis Montanez, R Sam Fuld, L					K			G6-3		2	0	0	0	0	1	2									
5 Ronny Cedeno, R OBP: 0.242, SLG: 0.258 1 Augie Ojeda, S OBP: 0.222, SLG: 0.278					G5-3			L6		2	1	1	0	0	0	0									
										1	0	0	0	0	0	0									
<b>Inning Stats</b>	R: 1 E: 0 K: 1 S: 6	H: 1 LOB: 0 BB: 0 P: 6	R: 0 E: 0 K: 2 S: 8	H: 1 LOB: 1 BB: 0 P: 8	R: 0 E: 0 K: 1 S: 6	H: 1 LOB: 2 BB: 0 P: 7	R: 0 E: 1 K: 2 S: 8	H: 0 LOB: 1 BB: 0 P: 8	R: 2 E: 0 K: 0 S: 5	H: 3 LOB: 0 BB: 0 P: 5	R: 0 E: 0 K: 2 S: 7	H: 0 LOB: 0 BB: 0 P: 7	R: 0 E: 0 K: 1 S: 5	H: 0 LOB: 0 BB: 0 P: 5	R: 0 E: 0 K: 0 S: 2	H: 0 LOB: 0 BB: 1 P: 6	R: 0 E: 0 K: 0 S: 2	H: 0 LOB: 0 BB: 1 P: 6	1B: 3 2B: 1 3B: 1 HR: 1	SF: 0 SAC: 1 DP: 3 HBP: 1	WP: 0 PB: 0 SB: 0 CS: 0	PA: 34			
<b>PITCHER</b>	IP	WLS	BF	H	R	ER	SO	BB	IBB	HBP	BLK	WP	HR	S	P	ERA	WHIP								
Javier Vazquez, R ERA: 3.88 Brandon McCarthy, R ERA: 5.25 57 Boone Logan, L ERA: Neal Cotts, L ERA: 3.0 45 Bobby Jenks, R ERA: 4.5	4.1	W	21	6	3	3	6	0	0	1	0	0	0	32	33	6.23	1.385								
	1.2		4	0	0	0	2	0	0	0	0	0	0	8	8	0.00	0.000								
	1.0		3	0	0	0	1	0	0	0	0	0	0	5	5	0.00	0.000								
	1.0		3	0	0	0	0	1	0	0	0	0	0	2	6	0.00	1.000								
	1.0		3	0	0	0	0	1	0	0	0	0	0	2	6	0.00	1.000								

Chicago Cubs @ Chicago White Sox  
Tucson Electric Park, Tucson, AZ  
Sat Mar 18 2006, 3:05 PM EST  
Att: 11,835 - Sunny - 70 F

livebaseballscorecards.com

AB 30  
R 3  
H 6  
RBI 3  
BB 2  
SO 9  
LOB 12



Batter	1	2	3	4	5	6	7	8	9	AB	R	H	RBI	BB	SO	LOB	BOTTOM								
38 Pablo Ozuna, R OBP: 0.381, SLG: 0.450	8 2B	SH1-3		8 25 2B		P4		FC3-6 77 WP		4	2	2	0	0	0	1									
8 Alex Cintron, S OBP: 0.500, SLG: 0.750 77 Robert Valido, R OBP: 0.308, SLG: 0.348	25 E	L6		G4-3		1B		K		4	1	2	1	0	0	3									
25 Jim Thome, L OBP: 0.543, SLG: 0.520 Chris Carter, R	E4 24 HR			24 1B		2B		K		2	2	2	1	1	0	0									
24 Joe Crede, R OBP: 0.333, SLG: 0.481 27 Josh Fields, R OBP: 0.500, SLG: 1.050	HR			2B		2B		1B		4	1	4	4	0	0	0									
Ross Gload, L OBP: 0.357, SLG: 0.538	G4-3	FC6-4		G4-3		1B		E		0	1	0	0	0	0	0									
Tadahito Iguchi, R OBP: 0.187, SLG: 0.176 70 Andy González, R OBP: 0.308, SLG: 0.385	G4-6-3			K		G4-3		FC6-4 74 G4-6-3		4	0	1	0	0	1	1									
Chris Widger, R OBP: 0.400, SLG: 0.882 74 Gustavo Molina, R	G4-6-3			G4-3		G4-3		G4-6-3		3	0	0	0	0	0	1									
32 Brian Anderson, R OBP: 0.316, SLG: 0.471				K		BB		HR		3	2	2	1	1	1	0									
Joe Borchard, S OBP: 0.361, SLG: 0.576	24 1B	38 SH1-3		K		G4-3		38 FC3-6		4	0	2	0	0	1	1									
										1B: 10 2B: 4 3B: 0 HR: 2	SF: 0 SAC: 1 DP: 2 HBP: 0	WP: 1 PB: 0 SB: 0 CS: 0	PA: 39												
<b>Inning Stats</b>	R: 4 E: 1 K: 0 S: 7	H: 5 LOB: 0 BB: 0 P: 7	R: 1 E: 0 K: 0 S: 6	H: 3 LOB: 3 BB: 1 P: 10	R: 0 E: 0 K: 2 S: 7	H: 0 LOB: 0 BB: 0 P: 7	R: 2 E: 0 K: 1 S: 8	H: 3 LOB: 1 BB: 0 P: 8	R: 0 E: 0 K: 0 S: 3	H: 0 LOB: 1 BB: 1 P: 7	R: 0 E: 0 K: 1 S: 5	H: 1 LOB: 0 BB: 0 P: 5	R: 1 E: 1 K: 0 S: 4	H: 2 LOB: 1 BB: 0 P: 4	R: 1 E: 0 K: 2 S: 8	H: 2 LOB: 1 BB: 0 P: 8	1B: 10 2B: 4 3B: 0 HR: 2	SF: 0 SAC: 1 DP: 2 HBP: 0	WP: 1 PB: 0 SB: 0 CS: 0	PA: 39					
<b>PITCHER</b>	IP	WLS	BF	H	R	ER	SO	BB	IBB	HBP	BLK	WP	HR	S	P	ERA	WHIP								
Glendon Rusch, L ERA: 9.82 Jae Kuk Ryu, R ERA: 3.0 60 Les Walrond, L ERA: 5.06 Bob Howry, R ERA: David Aardsma, R ERA: 4.5	2.0	L	14	8	5	5	0	1	0	0	0	0	0	13	17	22.50	4.500								
	3.0		13	3	2	2	3	1	0	0	0	0	0	18	22	6.00	1.333								
	1.0		3	1	0	0	1	0	0	0	0	0	0	5	5	0.00	1.000								
	1.0		4	2	1	0	0	0	0	0	0	0	0	4	4	0.00	2.000								
	1.0		5	2	1	1	2	0	0	0	0	1	1	8	8	9.00	2.000								

Chicago Cubs @ Chicago White Sox  
Tucson Electric Park, Tucson, AZ  
Sat Mar 18 2006, 3:05 PM EST  
Att: 11,835 - Sunny - 70 F

livebaseballscorecards.com

AB 36  
R 9  
H 16  
RBI 7  
BB 2  
SO 6  
LOB 14





Batter	1	2	3	4	5	6	7	8	9	AB	R	H	RBI	BB	SO	LOB	TOP			
Ryan Theriot, R OBP: 0.391, SLG: 0.294 62 Richard Lewis, R (7, PH) (7, 4)	4-0 CS BB	0-3 K			0-0 F8		4-0 G4-3 WP BB		0-3 K	2	0	0	0	1	1	2	<b>Chicago Cubs @ Oakland Athletics</b> Phoenix Municipal Stadium, Phoenix, AZ Sun Mar 19 2006, 3:05 PM EST Att: 4,892 - Rain - 50 F			
Neft Perez, S OBP: 0.212, SLG: 0.188 Joe Simokaitis, R (7, PH) (7, 6)	0-1 G6-3	0-0 L5			0-0 G5-3		0-1 G4-3			3	0	0	0	0	0	3				
Jacque Jones, L OBP: 0.533, SLG: 0.630 86 Aron Weston, L (7, PH) (7, 9)	0-0 1B		0-3 K		0-0 1B BB		0-0 G5-3			3	1	2	0	0	1	0				
28 Michael Restovich, R OBP: 0.281, SLG: 0.467 Ryan Norwood, R (7, PH) (7, 3)	0-0 F7		0-3 K		0-0 P4		0-0 L4			3	0	0	0	0	1	2				
Todd Walker, L OBP: 0.355, SLG: 0.593 74 Jake Fox, R OBP: 0.412, SLG: 0.800 (8, PH) (8, 10)		4-0 1B BB		0-0 G3		0-0 F7		0-0 L5		2	1	0	0	1	0	1				
John Mabry, L OBP: 0.435, SLG: 0.556 Matt Craig, S (7, 5)		0-0 1B BB		0-0 F8		4-0 F8 BB		0-0 L4		2	1	1	0	1	0	0				
19 Matt Murton, R OBP: 0.279, SLG: 0.769 Jeff Culpepper, L (7, 7)		0-0 1B BB		0-0 F8		0-0 F8		0-0 G4-3		3	0	2	2	0	0	0				
24 Henry Blanco, R (1, 2)		0-0 F7		0-0 F9		0-0 P4			0-0 F9	3	0	0	0	0	0	4				
Jose Reyes, S OBP: 0.083, SLG: 0.083 (6, 2)										1	0	0	0	0	0	0				
27 Buck Coats, L OBP: 0.421, SLG: 0.647 66 Adam Greenberg, L (7, PH) (7, 8)		0-0 1B			0-0 F7		0-0 WP BB G4-3 1B		0-0 F7	2	0	1	1	0	0	0				
<b>Inning Stats</b>	R: 0 E: 0 K: 0 S: 4	H: 1 LOB: 1 BB: 1 P: 8	R: 2 E: 0 K: 1 S: 8	H: 3 LOB: 2 BB: 1 P: 12	R: 0 E: 0 K: 2 S: 7	H: 0 LOB: 0 BB: 0 P: 7	R: 0 E: 0 K: 0 S: 3	H: 0 LOB: 0 BB: 0 P: 3	R: 1 E: 0 K: 0 S: 5	H: 2 LOB: 2 BB: 1 P: 9	R: 1 E: 0 K: 0 S: 5	H: 1 LOB: 1 BB: 1 P: 9	R: 0 E: 0 K: 0 S: 3	H: 0 LOB: 0 BB: 0 P: 3	R: 0 E: 0 K: 1 S: 5	H: 0 LOB: 0 BB: 0 P: 5	1B: 7 2B: 0 3B: 0 HR: 0	SF: 0 SAC: 0 DP: 0 HBP: 0	WP: 1 PB: 0 SB: 0 CS: 1	PA: 37
<b>PITCHER</b>	IP WLS BF H R ER SO BB IBB HBP BLK WP HR S P ERA WHIP	IP WLS BF H R ER SO BB IBB HBP BLK WP HR S P ERA WHIP	IP WLS BF H R ER SO BB IBB HBP BLK WP HR S P ERA WHIP	IP WLS BF H R ER SO BB IBB HBP BLK WP HR S P ERA WHIP	IP WLS BF H R ER SO BB IBB HBP BLK WP HR S P ERA WHIP	IP WLS BF H R ER SO BB IBB HBP BLK WP HR S P ERA WHIP	IP WLS BF H R ER SO BB IBB HBP BLK WP HR S P ERA WHIP	IP WLS BF H R ER SO BB IBB HBP BLK WP HR S P ERA WHIP	IP WLS BF H R ER SO BB IBB HBP BLK WP HR S P ERA WHIP	IP WLS BF H R ER SO BB IBB HBP BLK WP HR S P ERA WHIP	IP WLS BF H R ER SO BB IBB HBP BLK WP HR S P ERA WHIP	IP WLS BF H R ER SO BB IBB HBP BLK WP HR S P ERA WHIP	IP WLS BF H R ER SO BB IBB HBP BLK WP HR S P ERA WHIP	IP WLS BF H R ER SO BB IBB HBP BLK WP HR S P ERA WHIP	IP WLS BF H R ER SO BB IBB HBP BLK WP HR S P ERA WHIP	IP WLS BF H R ER SO BB IBB HBP BLK WP HR S P ERA WHIP				
Barry Zito, L ERA: 4.2	6.0	26	6	3	3	3	3	0	0	0	0	0	0	0	0	0	4.50	1.500		
Joe Kennedy, L ERA: 1.04	0.2	4	1	1	1	0	1	0	0	0	0	1	0	4	8	13.50	3.000			
Juan Cruz, R ERA: 1.04	0.1	1	0	0	0	0	0	0	0	0	0	0	0	1	1	0.00	0.000			
Jay Witasick, R ERA: 6.43	1.0	3	0	0	0	0	0	0	0	0	0	0	0	3	3	0.00	0.000			
20 Huston Street, R ERA: 7.75	1.0	3	0	0	0	1	0	0	0	0	0	0	0	5	5	0.00	0.000			

AB 33  
R 4  
H 7  
RBI 4  
BB 4  
SO 4  
LOB 15



Batter	1	2	3	4	5	6	7	8	9	AB	R	H	RBI	BB	SO	LOB	BOTTOM			
14 Mark Ellis, R OBP: 0.409, SLG: 0.786 Keith Ginter, R OBP: 0.345, SLG: 0.440 (5, 4)	0-0 HR	0-0 L6		0-0 F9		0-0 F4	0-0 1B E			3	1	1	1	0	0	1	<b>Chicago Cubs @ Oakland Athletics</b> Phoenix Municipal Stadium, Phoenix, AZ Sun Mar 19 2006, 3:05 PM EST Att: 4,892 - Rain - 50 F			
Jason Kendall, R OBP: 0.310, SLG: 0.240 17 Adam Melhuse, S OBP: 0.440, SLG: 0.524 (5, 2)	0-0 L7	4-0 7 F8 7 S BB		0-0 L8		0-0 L7	0-0 FC6			2	0	0	0	1	0	1				
7 Bobby Crosby, R OBP: 0.356, SLG: 0.538 Mike Rouse, L OBP: 0.343, SLG: 0.179 (8, 6)	0-0 G6-3	0-1 F8			0-0 P3		0-0 G5-3			4	0	1	0	0	0	1				
22 Milton Bradley, S OBP: 0.306, SLG: 0.300 12 Doug Clark, L OBP: 0.214, SLG: 0.154 (6, 9)	4-0 1B BB	0-0 G1-3			0-0 G4-3		0-0 SH3-4	0-3 K		2	1	0	0	1	0	1				
Antonio Perez, R OBP: 0.382, SLG: 0.452 (1, 5)	0-0 1B BB		0-0 G6-3		0-0 3B		0-0 1B BB	0-0 K		5	2	4	0	0	0	0				
Nick Swisher, S OBP: 0.318, SLG: 0.341 Freddie Bynum, L OBP: 0.429, SLG: 0.656 (4, 7)	0-0 1B BB		0-0 F7		0-0 G4-3		0-0 2B S	0-0 F8		2	1	1	1	0	0	0				
Charles Thomas, L OBP: 0.265, SLG: 0.250 (1, 8)	4-0 1B BB		0-0 G6-3			0-0 G3	0-1 L5	0-3 K		4	0	0	0	1	1	3				
Matt Watson, L OBP: 0.400, SLG: 0.333 (1, 10)	0-0 1B BB			0-0 F8		0-0 2B BB	0-0 2B 1B			4	1	3	4	0	0	0				
10 Daric Barton, L OBP: 0.389, SLG: 0.154 29 Dan Johnson, L OBP: 0.422, SLG: 0.525 (5, 3)	0-0 G4-3			4-0 BB		0-0 BB	0-0 1B BB		0-0 1B	1	0	0	0	1	0	2				
<b>Inning Stats</b>	R: 4 E: 0 K: 0 S: 7	H: 4 LOB: 2 BB: 2 P: 15	R: 0 E: 0 K: 0 S: 4	H: 0 LOB: 1 BB: 1 P: 8	R: 0 E: 0 K: 0 S: 3	H: 0 LOB: 0 BB: 0 P: 3	R: 0 E: 0 K: 0 S: 3	H: 0 LOB: 1 BB: 1 P: 7	R: 0 E: 0 K: 0 S: 4	H: 1 LOB: 1 BB: 0 P: 4	R: 0 E: 0 K: 0 S: 4	H: 1 LOB: 2 BB: 1 P: 8	R: 4 E: 1 K: 0 S: 11	H: 6 LOB: 3 BB: 0 P: 11	R: 0 E: 0 K: 2 S: 8	H: 1 LOB: 1 BB: 0 P: 8		1B: 10 2B: 1 3B: 1 HR: 1	SF: 0 SAC: 1 DP: 0 HBP: 0	WP: 0 PB: 0 SB: 2 CS: 0
<b>PITCHER</b>	IP WLS BF H R ER SO BB IBB HBP BLK WP HR S P ERA WHIP	IP WLS BF H R ER SO BB IBB HBP BLK WP HR S P ERA WHIP	IP WLS BF H R ER SO BB IBB HBP BLK WP HR S P ERA WHIP	IP WLS BF H R ER SO BB IBB HBP BLK WP HR S P ERA WHIP	IP WLS BF H R ER SO BB IBB HBP BLK WP HR S P ERA WHIP	IP WLS BF H R ER SO BB IBB HBP BLK WP HR S P ERA WHIP	IP WLS BF H R ER SO BB IBB HBP BLK WP HR S P ERA WHIP	IP WLS BF H R ER SO BB IBB HBP BLK WP HR S P ERA WHIP	IP WLS BF H R ER SO BB IBB HBP BLK WP HR S P ERA WHIP	IP WLS BF H R ER SO BB IBB HBP BLK WP HR S P ERA WHIP	IP WLS BF H R ER SO BB IBB HBP BLK WP HR S P ERA WHIP	IP WLS BF H R ER SO BB IBB HBP BLK WP HR S P ERA WHIP	IP WLS BF H R ER SO BB IBB HBP BLK WP HR S P ERA WHIP	IP WLS BF H R ER SO BB IBB HBP BLK WP HR S P ERA WHIP	IP WLS BF H R ER SO BB IBB HBP BLK WP HR S P ERA WHIP	IP WLS BF H R ER SO BB IBB HBP BLK WP HR S P ERA WHIP				
Jerome Williams, R ERA: 9.0	4.0	20	4	4	4	0	4	0	0	0	0	0	0	0	0	0	9.00	2.000		
Todd Wettemeyer, R ERA: 7.2	2.0	9	2	0	0	0	1	0	0	0	0	0	8	12	0.00	1.500				
43 Michael Wurtz, R ERA: 18.56	0.2	8	6	4	4	0	0	0	0	0	0	9	9	54.00	9.000					
13 Will Ohman, L ERA: 6.75	1.1	6	1	0	0	2	0	0	0	0	0	10	10	0.00	0.750					

AB 37  
R 8  
H 13  
RBI 8  
BB 5  
SO 2  
LOB 20





Batter	1	2	3	4	5	6	7	8	9	AB	R	H	RBI	BB	SO	LOB	TOP					
6 Brad Wilkerson, L (1, 8) OBP: 0.333, SLG: 0.552	K		G6-3		K			FC6-4 1B		2	0	0	0	0	1	0	<b>Texas Rangers @ Chicago Cubs</b> Hohokam Park, Mesa, AZ Sun Mar 19 2006, 3:05 PM EST Att: 9,148 - Rain - 44 F					
5 Ian Kinsler, R (4, 4) OBP: 0.429, SLG: 0.643	K							FC6-4 1-2		2	0	1	0	0	1	0						
10 Michael Young, R (1, 6) OBP: 0.400, SLG: 0.400	K									2	0	1	0	0	1	0						
Ben Harrison, R (4, FR) (4, 7)	K									2	1	0	0	0	1	1						
23 Mark Teixeira, S (1, 3) OBP: 0.250, SLG: 0.250	K									2	0	0	0	0	1	1						
19 Jason Botts, S (4, 3) OBP: 0.324, SLG: 0.344	K									2	0	0	0	0	1	0						
9 Hank Blalock, L (1, 5) OBP: 0.483, SLG: 0.478		F8								2	0	0	0	0	0	2						
16 Adam Hyzdu, R (4, 9) OBP: 0.455, SLG: 0.733										2	0	0	0	0	1	0						
David Dellucci, L (1, 7) OBP: 0.438, SLG: 0.741										2	1	2	1	0	0	0						
24 Adrian Brown, S (4, 8) OBP: 0.268, SLG: 0.282										2	0	0	0	0	0	0						
Kevin Mench, R (1, 9) OBP: 0.400, SLG: 1.000										2	0	1	1	0	0	1						
95 Jace Brewer, R (4, 6) (4, 6)										1	0	0	0	0	0	0						
Erubiel Durazo, L (1, 10) OBP: 0.143, SLG: 0.077										3	0	0	0	0	1	2						
Mark DeRosa, R (1, 4) OBP: 0.300, SLG: 0.269										2	0	0	0	0	1	0						
D'Angelo Jimenez, S (5, 5) OBP: 0.357, SLG: 0.410										1	0	1	0	0	0	0						
15 Gerald Laird, R (1, 2) OBP: 0.364, SLG: 0.636										3	0	0	0	0	2	1						
49 Jamie Burke, R (8, 2) OBP: 0.357, SLG: 0.462										0	0	0	0	0	0	0						
<b>Inning Stats</b>	R: 0 E: 0 K: 3 S: 9	H: 0 LOB: 0 BB: 0 P: 9	R: 0 E: 0 K: 1 S: 6	H: 1 LOB: 1 BB: 0 P: 6	R: 0 E: 0 K: 1 S: 5	H: 0 LOB: 0 BB: 0 P: 5	R: 2 E: 0 K: 0 S: 6	H: 3 LOB: 1 BB: 0 P: 7	R: 0 E: 0 K: 2 S: 7	H: 0 LOB: 0 BB: 0 P: 7	R: 0 E: 0 K: 3 S: 9	H: 0 LOB: 0 BB: 0 P: 9	R: 0 E: 0 K: 1 S: 3	H: 0 LOB: 0 BB: 0 P: 3	R: 0 E: 0 K: 1 S: 7	H: 2 LOB: 1 BB: 0 P: 7	R: 0 E: 0 K: 0 S: 3	H: 0 LOB: 0 BB: 0 P: 3	1B: 5 2B: 0 3B: 1 HR: 0	SF: 0 SAC: 0 DP: 0 HBP: 0	WP: 1 PB: 0 SB: 0 CS: 1	PA: 32
<b>PITCHER</b>	IP	WLS	BF	H	R	ER	SO	BB	IBB	HBP	BLK	WP	HR	S	P	ERA	WHIP					
38 Carlos Zambrano, R (1, 1) ERA: 2.25	5.0	L	19	4	2	2	7	0	0	0	0	1	0	33	34	3.60	0.800					
Scott Williamson, R (6, 1) ERA: 2.57	1.0		3	0	0	0	3	0	0	0	0	0	0	9	9	0.00	0.000					
60 Les Wairond, L (7, 1) ERA: 4.28	1.0		3	0	0	0	0	0	0	0	0	0	0	3	3	0.00	0.000					
76 Randy Wells, R (8, 1) ERA: 2.7	2.0		7	2	0	0	1	0	0	0	0	0	0	10	10	0.00	1.000					

Batter	1	2	3	4	5	6	7	8	9	AB	R	H	RBI	BB	SO	LOB	BOTTOM					
Juan Pierre, L (1, 8) OBP: 0.244, SLG: 0.350	F8		G4-3		K			G3		3	0	0	0	0	1	2	<b>Texas Rangers @ Chicago Cubs</b> Hohokam Park, Mesa, AZ Sun Mar 19 2006, 3:05 PM EST Att: 9,148 - Rain - 44 F					
Davy Gregg, L (6, 8) (6, 8)										1	0	0	0	0	0	0						
Jerry Hairston, R (1, 4) OBP: 0.414, SLG: 0.417	G4-3									3	0	1	0	0	1	0						
94 Eric Patterson, L (6, FR) OBP: 0.333, SLG: 0.333										1	0	0	0	0	1	0						
16 Aramis Ramirez, R (1, 5) OBP: 0.533, SLG: 1.000										2	0	2	0	0	0	0						
64 Casey McGehee, R (4, PR) OBP: 0.320, SLG: 0.150										2	0	0	0	0	0	1						
Brian Dopirak, R (1, 3) OBP: 0.375, SLG: 0.667										2	0	0	0	0	1	2						
65 Brandon Sing, R (6, 3) OBP: 0.313, SLG: 0.786										2	0	0	0	0	0	2						
3 Marquis Grissom, R (1, 7) OBP: 0.294, SLG: 0.313										2	0	0	0	0	0	1						
Matt Padgett, L (5, 7) OBP: 0.333, SLG: 0.667										2	0	1	0	0	1	2						
Michael Barrett, R (1, 2) OBP: 0.385, SLG: 0.364										2	0	0	0	0	1	0						
78 Dennis Anderson, S (6, 2) OBP: 0.385, SLG: 0.364										2	0	0	0	0	0	1						
Felix Pie, L (1, 9) OBP: 0.269, SLG: 0.520										2	0	0	0	0	0	0						
Ryan Harvey, R (6, 9) (6, 9)										1	0	0	0	0	1	0						
5 Ronny Cedeno, R (1, 6) OBP: 0.257, SLG: 0.303										2	0	1	0	0	0	0						
1 Augie Ojeda, S (5, PR) OBP: 0.211, SLG: 0.263										1	0	0	0	0	0	0						
76 Randy Wells, R (8, 1) (8, 1)										0	0	0	0	0	0	0						
38 Carlos Zambrano, S (1, 1) OBP: 0.364, SLG: 0.636										2	0	0	0	0	2	2						
Scott Williamson, R (6, 1) ERA: 2.57										0	0	0	0	0	0	0						
60 Les Wairond, L (7, 1) ERA: 4.28										0	0	0	0	0	0	0						
72 Ismael Salas, R (8, 6) ERA: 2.7										1	0	0	0	0	0	0						
<b>Inning Stats</b>	R: 0 E: 0 K: 0 S: 4	H: 1 LOB: 1 BB: 0 P: 4	R: 0 E: 0 K: 1 S: 5	H: 0 LOB: 0 BB: 0 P: 5	R: 0 E: 0 K: 1 S: 5	H: 0 LOB: 0 BB: 0 P: 5	R: 0 E: 0 K: 2 S: 8	H: 1 LOB: 2 BB: 0 P: 9	R: 0 E: 0 K: 2 S: 9	H: 1 LOB: 2 BB: 0 P: 9	R: 0 E: 0 K: 1 S: 6	H: 1 LOB: 2 BB: 0 P: 6	R: 0 E: 0 K: 1 S: 5	H: 0 LOB: 0 BB: 0 P: 5	R: 0 E: 0 K: 1 S: 5	H: 1 LOB: 1 BB: 0 P: 4	R: 0 E: 0 K: 0 S: 4	H: 1 LOB: 1 BB: 0 P: 4	1B: 2 2B: 3 3B: 0 HR: 0	SF: 0 SAC: 0 DP: 0 HBP: 0	WP: 1 PB: 0 SB: 0 CS: 0	PA: 33
<b>PITCHER</b>	IP	WLS	BF	H	R	ER	SO	BB	IBB	HBP	BLK	WP	HR	S	P	ERA	WHIP					
Adam Eaton, R (1, 1) ERA: 6.0	1.1		5	1	0	0	0	0	0	0	0	1	0	5	5	0.00	0.750					
Fabio Castro, L (2, 1) ERA: 6.0	3.0	W	12	2	0	0	4	0	0	0	0	0	0	20	21	0.00	0.667					
Travis Thompson, R (5, 1) ERA: 6.0	0.2		2	0	0	0	2	0	0	0	0	0	0	6	6	0.00	0.000					
Francisco Cordero, R (6, 1) ERA: 7.71	1.0	H	4	1	0	0	1	0	0	0	0	0	0	6	6	0.00	1.000					
54 Erasmo Ramirez, L (7, 1) ERA: 7.71	1.0	H	3	0	0	0	1	0	0	0	0	0	0	5	5	0.00	0.000					
Antonio Alfonseca, R (8, 1) ERA: 6.75	1.0		3	0	0	0	1	0	0	0	0	0	0	4	4	0.00	1.000					
95 Kelvin Jimenez, R (9, 1) ERA: 6.75	1.0	S	4	1	0	0	0	0	0	0	0	0	0	4	4	0.00	1.000					

AB	32
R	2
H	6
RBI	2
BB	0
SO	11
LOB	8



AB	33
R	0
H	5
RBI	0
BB	0
SO	9
LOB	13









Batter	1	2	3	4	5	6	7	8	9	AB	R	H	RBI	BB	SO	LOB	TOP			
Brady Clark, R OBP: 0.475, SLG: 0.442 (1, 8)										4	0	1	0	0	0	2	<b>Milwaukee Brewers @ Chicago Cubs</b> Hohokam Park, Mesa, AZ Tue Mar 21 2006, 3:05 PM EST Att: 11,483 - Sunny - 62 F			
7 J.J. Hardy, R OBP: 0.261, SLG: 0.478 (1, 6)										3	0	1	0	0	0	1				
Geoff Jenkins, L OBP: 0.362, SLG: 0.375 43 Justin Lehr, R (6, 1)										2	0	0	0	0	0	2				
Nelson Cruz, R OBP: 0.474, SLG: 0.818 (6, 9)										2	2	1	0	1	1	1				
2 Bill Hall, R OBP: 0.436, SLG: 0.660 (1, 5)										3	1	2	1	0	1	1				
Jeff Cirillo, R OBP: 0.463, SLG: 0.471 (1, 4)										2	1	1	0	1	0	1				
1 Corey Hart, R OBP: 0.422, SLG: 0.579 (1, 3)										1	0	0	0	2	0	2				
21 Chad Moeller, R OBP: 0.316, SLG: 0.444 (1, 2)										3	0	1	1	0	2	4				
39 Chris Capuano, L (1, 1)										2	0	0	0	0	1	1				
62 Brent Abernathy, R (6, PH) (6, 7)										1	0	1	2	0	0	0				
<b>Inning Stats</b>	R: 0 E: 0 K: 1 S: 5	H: 0 LOB: 1 BB: 0 P: 6	R: 0 E: 0 K: 1 S: 5	H: 1 LOB: 1 BB: 1 P: 9	R: 0 E: 0 K: 0 S: 4	H: 1 LOB: 1 BB: 0 P: 4	R: 2 E: 0 K: 1 S: 7	H: 3 LOB: 1 BB: 1 P: 11	R: 0 E: 0 K: 0 S: 3	H: 1 LOB: 0 BB: 0 P: 3	R: 2 E: 0 K: 2 S: 9	H: 2 LOB: 2 BB: 2 P: 17								
<b>PITCHER</b>	IP WLS BF H R ER SO BB IBB HBP BLK WP HR S P ERA WHIP																<b>PITCHER</b>	IP WLS BF H R ER SO BB IBB HBP BLK WP HR S P ERA WHIP		
45 Sean Marshall, L ERA: 2.0 (1, 1)	3.0 12 2 0 0 2 1 0 1 0 0 0 14 19 0.00 1.000																			
Bob Howry, R ERA: 2.0 (4, 1)	2.0 9 4 2 2 1 1 0 0 0 0 0 10 14 9.00 2.500																			
60 Les Walroind, L ERA: 6.43 (6, 1)	0.2 6 2 2 2 2 2 0 0 0 0 0 8 16 27.00 6.000																			
David Aardsma, R ERA: 3.38 (6, 1)	0.1 1 0 0 0 0 0 0 0 0 0 0 1 1 0.00 0.000																			

Batter	1	2	3	4	5	6	7	8	9	AB	R	H	RBI	BB	SO	LOB	BOTTOM			
Juan Pierre, L OBP: 0.273, SLG: 0.395 (1, 8)										3	2	2	0	0	0	0	<b>Milwaukee Brewers @ Chicago Cubs</b> Hohokam Park, Mesa, AZ Tue Mar 21 2006, 3:05 PM EST Att: 11,483 - Sunny - 62 F			
Jerry Hairston, R OBP: 0.417, SLG: 0.419 (1, 4)										2	0	1	0	0	0	0				
16 Aramis Ramirez, R OBP: 0.545, SLG: 1.000 (1, 5)										2	0	2	2	0	0	0				
Jacque Jones, L OBP: 0.432, SLG: 0.500 (1, 9)										3	0	0	0	0	3	3				
Michael Barrett, R OBP: 0.300, SLG: 0.375 (1, 2)										3	0	0	0	0	0	1				
Todd Walker, L OBP: 0.368, SLG: 0.563 (1, 3)										3	0	0	0	0	0	0				
19 Matt Murton, R OBP: 0.556, SLG: 0.710 (1, 7)										2	1	0	0	1	0	0				
5 Ronny Cedeno, R OBP: 0.275, SLG: 0.395 (1, 6)										2	1	1	2	0	0	0				
45 Sean Marshall, L (1, 1)										1	0	0	0	0	0	0				
Bob Howry, L (4, 1)										0	0	0	0	0	0	0				
Matthew Caramella, S (5, PH)										1	0	0	0	0	0	0				
60 Les Walroind, L (6, 1)										0	0	0	0	0	0	0				
David Aardsma, R (6, 1)										0	0	0	0	0	0	0				
<b>Inning Stats</b>	R: 0 E: 0 K: 1 S: 6	H: 1 LOB: 1 BB: 0 P: 6	R: 2 E: 0 K: 0 S: 4	H: 1 LOB: 0 BB: 1 P: 8	R: 1 E: 0 K: 1 S: 7	H: 2 LOB: 1 BB: 0 P: 7	R: 0 E: 0 K: 0 S: 3	H: 0 LOB: 0 BB: 0 P: 3	R: 1 E: 0 K: 1 S: 7	H: 2 LOB: 1 BB: 0 P: 7	R: 0 E: 0 K: 0 S: 3	H: 0 LOB: 0 BB: 0 P: 3								
<b>PITCHER</b>	IP WLS BF H R ER SO BB IBB HBP BLK WP HR S P ERA WHIP																<b>PITCHER</b>	IP WLS BF H R ER SO BB IBB HBP BLK WP HR S P ERA WHIP		
39 Chris Capuano, L ERA: 7.88 (1, 1)	5.0 22 6 4 4 3 1 0 0 0 0 0 27 31 7.20 1.400																			
43 Justin Lehr, R ERA: 3.24 (6, 1)	1.0 3 0 0 0 0 0 0 0 0 0 0 3 3 0.00 0.000																			

AB	23
R	4
H	8
RBI	4
BB	4
SO	5
LOB	15





Batter	1	2	3	4	5	6	7	8	9	AB	R	H	RBI	BB	SO	LOB	TOP					
Juan Pierre, L OBP: 0.271, SLG: 0.383 Ryan Theriot, R OBP: 0.400, SLG: 0.278										4	1	1	0	0	0	1	<b>Chicago Cubs @ San Diego Padres</b> Peoria Stadium, Peoria, AZ Wed Mar 22 2006, 9:05 PM EST Att: 6,888 - Clear - 67 F					
Todd Walker, L OBP: 0.357, SLG: 0.543 Chris Walker, S OBP: 0.500, SLG: 1.000 Jae Kuk Ryu, R										3	1	1	1	0	1	0						
16 Aramis Ramirez, R OBP: 0.393, SLG: 1.000 64 Casey McGehee, R OBP: 0.345, SLG: 0.208										2	0	2	1	0	0	0						
Jacque Jones, L OBP: 0.425, SLG: 0.500 28 Michael Restovich, R OBP: 0.306, SLG: 0.471										2	0	1	1	0	1	1						
John Mabry, L OBP: 0.400, SLG: 0.500 Brian Dopirak, R OBP: 0.370, SLG: 0.667										3	0	1	0	0	0	3						
3 Marquis Grissom, R OBP: 0.270, SLG: 0.286 29 Angel Pagan, S OBP: 0.444, SLG: 0.955										3	0	0	0	0	0	1						
5 Ronny Cedeno, R OBP: 0.256, SLG: 0.366 1 Augie Ojeda, S OBP: 0.217, SLG: 0.261										3	0	0	0	0	0	0						
24 Henry Blanco, R OBP: 0.083, SLG: 0.091 Jose Reyes, S OBP: 0.071, SLG: 0.071										3	0	1	0	0	0	0						
Greg Maddux, R OBP: 0.285, SLG: 0.599 46 Ryan Dempster, R OBP: 0.355 Dylan Johnson, L OBP: 0.225, SLG: 0.225 Scott Williamson, R OBP: 0.225, SLG: 0.225 Felix Pie, L OBP: 0.310, SLG: 0.558										2	1	1	0	0	1	1						
<b>Inning Stats</b>	R: 2 E: 0 K: 0 S: 5	H: 3 LOB: 0 BB: 0 P: 6	R: 0 E: 0 K: 1 S: 6	H: 1 LOB: 1 BB: 0 P: 6	R: 0 E: 0 K: 1 S: 7	H: 2 LOB: 2 BB: 0 P: 7	R: 0 E: 0 K: 0 S: 3	H: 0 LOB: 0 BB: 0 P: 3	R: 1 E: 0 K: 1 S: 6	H: 1 LOB: 1 BB: 0 P: 8	R: 0 E: 0 K: 0 S: 3	H: 1 LOB: 0 BB: 0 P: 3	R: 1 E: 0 K: 0 S: 4	H: 1 LOB: 0 BB: 0 P: 4	R: 7 E: 1 K: 0 S: 9	H: 5 LOB: 1 BB: 1 P: 15		R: 1 E: 0 K: 0 S: 4	H: 1 LOB: 0 BB: 0 P: 4	1B: 10 2B: 3 HR: 2	SF: 2 SAC: 0 HBP: 2	WP: 1 PB: 0 SB: 2 CS: 0
<b>PITCHER</b>	IP WLS BF H R ER SO BB IBB HBP BLK WP HR S P ERA WHIP																					
Woody Williams, R ERA: 6.0	(1, 1) 6.0 L 25 8 3 3 3 0 0 0 1 0 1 0 30 33 4.50 1.333																					
Trevor Hoffman, R ERA: 6.35	(7, 1) 1.0 L 4 1 1 1 0 0 0 0 0 0 0 1 4 4 9.00 1.000																					
Alan Embree, L ERA: 7.94	(8, 1) 0.2 9 4 7 1 0 1 0 0 1 0 0 0 7 13 13.50 7.500																					
59 Jason Anderson, R ERA: 10.13	(8, 1) 1.1 6 2 1 1 0 0 0 0 0 0 0 1 6 6 6.75 1.500																					

AB	39
R	12
H	15
RBI	12
BB	1
SO	3
LOB	9



Batter	1	2	3	4	5	6	7	8	9	AB	R	H	RBI	BB	SO	LOB	BOTTOM					
Dave Roberts, L OBP: 0.378, SLG: 0.425										4	1	1	0	0	0	1	<b>Chicago Cubs @ San Diego Padres</b> Peoria Stadium, Peoria, AZ Wed Mar 22 2006, 9:05 PM EST Att: 6,888 - Clear - 67 F					
Mike Cameron, R OBP: 0.444, SLG: 0.632										4	2	2	0	0	1	0						
24 Brian Giles, L OBP: 0.392, SLG: 0.390										3	2	1	2	1	0	0						
Mike Piazza, R OBP: 0.407, SLG: 0.720 53 Pete Laforest, L										3	1	1	3	0	0	0						
Ryan Klesko, L OBP: 0.410, SLG: 0.375										3	0	0	0	1	2	0						
Vinny Castilla, R OBP: 0.400, SLG: 0.500 Geoff Blum, S OBP: 0.433, SLG: 0.654										3	0	1	0	0	0	0						
3 Khalil Greene, R OBP: 0.204, SLG: 0.348										4	0	0	0	0	1	1						
Mark Bellhorn, S OBP: 0.308, SLG: 0.424 59 Jason Anderson, L										3	0	0	0	0	1	1						
53 Walter Young, L OBP: 0.310, SLG: 0.407										0	0	0	0	0	0	0						
Woody Williams, R OBP: 0.333, SLG: 0.333 Trevor Hoffman, R Alan Embree, L Justin Leone, R OBP: 0.382, SLG: 0.581										2	0	1	0	0	1	0						
<b>Inning Stats</b>	R: 3 E: 0 K: 0 S: 5	H: 2 LOB: 0 BB: 1 P: 10	R: 0 E: 0 K: 1 S: 6	H: 1 LOB: 0 BB: 0 P: 6	R: 0 E: 0 K: 1 S: 5	H: 0 LOB: 0 BB: 0 P: 5	R: 0 E: 0 K: 1 S: 5	H: 0 LOB: 0 BB: 0 P: 5	R: 0 E: 0 K: 2 S: 8	H: 1 LOB: 1 BB: 0 P: 8	R: 0 E: 0 K: 0 S: 3	H: 0 LOB: 0 BB: 0 P: 3	R: 0 E: 0 K: 2 S: 8	H: 1 LOB: 1 BB: 0 P: 8	R: 3 E: 0 K: 1 S: 8	H: 3 LOB: 1 BB: 1 P: 12	R: 0 E: 0 K: 1 S: 5	H: 0 LOB: 0 BB: 0 P: 5	1B: 5 2B: 0 3B: 1 HR: 1	SF: 0 SAC: 0 DP: 0 HBP: 0	WP: 0 PB: 0 SB: 1 CS: 0	PA: 36
<b>PITCHER</b>	IP WLS BF H R ER SO BB IBB HBP BLK WP HR S P ERA WHIP																					
Greg Maddux, R ERA: 3.21	(1, 1) 5.0 W 19 3 3 3 3 4 1 0 0 0 0 0 3 3 0.00 0.000																					
46 Ryan Dempster, R ERA: 4.5	(6, 1) 1.0 W 3 0 0 0 0 0 0 0 0 0 0 0 3 3 0.00 0.000																					
Scott Williamson, R ERA: 2.25	(7, 1) 1.0 H 4 1 0 0 2 0 0 0 0 0 0 0 8 8 0.00 1.000																					
Jae Kuk Ryu, R ERA: 5.63	(8, 1) 2.0 10 3 3 3 2 1 0 0 0 0 0 0 0 13 17 13.50 2.000																					

AB	34
R	6
H	7
RBI	6
BB	2
SO	8
LOB	4









Batter	1	2	3	4	5	6	7	8	9	AB	R	H	RBI	BB	SO	LOB	TOP										
Juan Pierre, L (1,8) OBP: 0.280, SLG: 0.375 Felix Pie, L (6,PH) OBP: 0.303, SLG: 0.548	G6-3		BB			P6		P3		1	0	0	0	1	0	0											
Todd Walker, L (1,3) OBP: 0.341, SLG: 0.514 29 Angel Pagán, S (6,PH) OBP: 0.406, SLG: 0.815	P6		BB			PO		P4		2	0	0	0	0	0	0											
Jacque Jones, L (1,9) OBP: 0.405, SLG: 0.474 28 Michael Restovich, R (6,PH) OBP: 0.275, SLG: 0.421	P4		BB			G4-3		P4		2	0	0	0	0	0	0											
Michael Barrett, R (1,2) OBP: 0.267, SLG: 0.308 24 Henry Blanco, R (6,2) OBP: 0.097, SLG: 0.071	F8		BB			P4		G6-3		2	0	0	0	0	0	0											
John Mabry, L (1,5) OBP: 0.412, SLG: 0.536 64 Casey McGehee, R (6,5) OBP: 0.387, SLG: 0.208	G5-3		BB			K		G6-3		2	0	0	0	0	0	1											
19 Matt Murton, R (1,7) OBP: 0.581, SLG: 0.714 Jeff Culpepper, L (6,7)	K		BB			G4-3		G6-4-3		2	0	1	0	0	0	1											
Jerry Hairston, R (1,4) OBP: 0.405, SLG: 0.405 Ryan Theriot, R (6,4)	G3		BB			G4-3		G6-3		2	0	1	0	0	0	1											
Neffi Perez, S (1,6) OBP: 0.233, SLG: 0.381 1 Augie Ojeda, S (6,6)	G3		BB			P6		G6-3		2	0	0	0	0	0	2											
38 Carlos Zambrano, S (1,1) Todd Wellemeyer, R (7,1) Luis Montanez, R (6,PH) OBP: 0.500, SLG: 1.250 49 John Koronka, L (8,1)	P5		BB			K		K		2	0	0	0	0	1	1											
<b>Inning Stats</b>	R: 0 E: 0 K: 0 S: 3	H: 0 LOB: 0 BB: 0 P: 3	R: 0 E: 0 K: 1 S: 5	H: 0 LOB: 0 BB: 0 P: 5	R: 0 E: 0 K: 0 S: 3	H: 1 LOB: 1 BB: 1 P: 8	R: 0 E: 0 K: 0 S: 3	H: 0 LOB: 0 BB: 0 P: 3	R: 0 E: 0 K: 1 S: 6	H: 1 LOB: 1 BB: 0 P: 6	R: 0 E: 0 K: 0 S: 2	H: 0 LOB: 0 BB: 1 P: 6	R: 1 E: 0 K: 0 S: 3	H: 1 LOB: 0 BB: 1 P: 7	R: 0 E: 0 K: 1 S: 5	H: 0 LOB: 0 BB: 0 P: 5	1B: 2 2B: 1 3B: 0 HR: 1	SF: 0 SAC: 0 DP: 2 HBP: 0	WP: 0 PB: 0 SB: 1 CS: 0	PA: 32							
<b>PITCHER</b>	IP	WLS	BF	H	R	ER	SO	BB	IBB	HBP	BLK	WP	HR	S	P	ERA	WHIP										
45 R.A. Dickey, R (1,1) ERA: 5.25	6.0	W	21	3	0	0	3	1	0	0	0	0	0	26	31	0.00	0.667										
39 Scott Feldman, R (7,1) ERA: 1.59	1.0		3	0	0	0	0	1	0	0	0	0	0	2	6	0.00	1.000										
Brian Shouse, L (8,1) ERA: 2.7	1.0		4	1	1	1	0	1	0	0	0	0	1	3	7	9.00	2.000										
Jon Leicester, R (9,1) ERA: 9.0	1.0		3	0	0	0	1	0	0	0	0	0	0	5	5	0.00	0.000										

Chicago Cubs @ Texas Rangers  
Surprise Stadium, Surprise, AZ  
Fri Mar 24 2006, 9:05 PM EST  
Att: 10,315 - Clear - 75 F

AB	28
R	1
H	4
RBI	1
BB	3
SO	4
LOB	7



Batter	1	2	3	4	5	6	7	8	9	AB	R	H	RBI	BB	SO	LOB	BOTTOM										
David Dellucci, L (1,7) OBP: 0.386, SLG: 0.629 D'Angelo Jimenez, S (8,6) OBP: 0.379, SLG: 0.415	K		K			F7		G5-3		4	0	0	0	0	2	1											
10 Michael Young, R (1,6) OBP: 0.278, SLG: 0.333 Kevin Richardson, R (8,2)	G6-3		K			F9		F8		4	0	0	0	0	0	0											
23 Mark Teixeira, S (1,3) OBP: 0.217, SLG: 0.182	G6-3		K			BB		F9		3	0	1	0	1	0	0											
Phil Nevin, R (1,10) OBP: 0.311, SLG: 0.590	K		F8			K		K		4	0	0	0	0	3	2											
9 Hank Blalock, L (1,5) OBP: 0.381, SLG: 0.361 Ben Harrison, R (9,7)	G4-3		G4-3			FC5-4		K		4	1	0	0	0	1	2											
Kevin Mench, R (1,9) OBP: 0.452, SLG: 1.073 2 Drew Meyer, L (9,6) OBP: 0.091, SLG: 0.400	HR		2B			2B		2B		3	2	3	2	0	0	0											
Laynce Nix, L (1,8) OBP: 0.184, SLG: 0.289 16 Adam Hyzdu, R (9,9) OBP: 0.444, SLG: 0.727	K		2B			F8		K		3	1	1	1	0	1	1											
Rod Barajas, R (1,2) OBP: 0.250, SLG: 0.469 Mark DeRosa, R (8,4) OBP: 0.333, SLG: 0.438	G6-3		G4-3			HR		HR		3	1	2	2	0	0	0											
5 Ian Kinsler, R (1,4) OBP: 0.378, SLG: 0.605 24 Adrian Brown, S (8,7) OBP: 0.267, SLG: 0.262	G5-3		G4-3			K		K		3	0	0	0	0	1	1											
<b>Inning Stats</b>	R: 0 E: 0 K: 1 S: 5	H: 0 LOB: 0 BB: 0 P: 5	R: 1 E: 0 K: 2 S: 8	H: 1 LOB: 0 BB: 0 P: 8	R: 0 E: 0 K: 1 S: 5	H: 0 LOB: 0 BB: 0 P: 5	R: 0 E: 0 K: 0 S: 4	H: 1 LOB: 1 BB: 0 P: 4	R: 2 E: 0 K: 0 S: 6	H: 3 LOB: 1 BB: 0 P: 6	R: 1 E: 0 K: 1 S: 6	H: 1 LOB: 1 BB: 1 P: 10	R: 1 E: 0 K: 1 S: 6	H: 1 LOB: 0 BB: 0 P: 6	R: 0 E: 0 K: 2 S: 7	H: 0 LOB: 0 BB: 0 P: 7	1B: 3 2B: 2 3B: 0 HR: 2	SF: 0 SAC: 0 DP: 0 HBP: 0	WP: 0 PB: 0 SB: 0 CS: 0	PA: 32							
<b>PITCHER</b>	IP	WLS	BF	H	R	ER	SO	BB	IBB	HBP	BLK	WP	HR	S	P	ERA	WHIP										
38 Carlos Zambrano, R (1,1) ERA: 3.86	6.0	L	25	6	4	4	5	1	0	0	0	0	1	34	38	6.00	1.167										
Todd Wellemeyer, R (7,1) ERA: 7.36	1.0		4	1	1	1	1	0	0	0	0	0	1	6	6	9.00	1.000										
49 John Koronka, L (8,1) ERA: 2.89	1.0		3	0	0	0	2	0	0	0	0	0	0	7	7	0.00	0.000										

Chicago Cubs @ Texas Rangers  
Surprise Stadium, Surprise, AZ  
Fri Mar 24 2006, 9:05 PM EST  
Att: 10,315 - Clear - 75 F

AB	31
R	5
H	7
RBI	5
BB	1
SO	8
LOB	8





Batter	1	2	3	4	5	6	7	8	9	AB	R	H	RBI	BB	SO	LOB	TOP				
Jerry Hairston, R OBP: 0.435, SLG: 0.395 29 Mike Fontenot, L (7, FH) (7, 4)	4-0 CS BB	4-0 2B BB		1-0 2B 1B HBP	0-0 G5-4-3		0-0 G1-3		0-0 1 BB 2-3 1B	1	1	0	0	2	0	2					
Luis Rivera, R OBP: 1.000, SLG: 1.000 (9, FH) (9, 4)																					
Neft Perez, S OBP: 0.277, SLG: 0.457 1 Augie Ojeda, S OBP: 0.269, SLG: 0.250 (1, 6) (7, FH) (7, 6)	1-0 16 1B HR	0-0 1-3 2B		0-0 1-3 1B 2B		0-0 L3	4-0 BB		4-0 64 G6-4-3 BB	4	2	3	0	0	0	0					
16 Aramis Ramirez, R OBP: 0.605, SLG: 1.000 64 Casey McGehee, R OBP: 0.364, SLG: 0.192 (1, 5) (7, FH) (7, 5)	0-0 1-2 HR 1B	0-0 P6		0-3 K		0-0 28 FC5-4 1B	0-0 F8		0-0 1-2 G6-4-3	4	1	2	0	0	1	4					
28 Michael Restovich, R OBP: 0.267, SLG: 0.381 (1, 10)	0-3 K		0-3 K	4-0 1B BB		0-0 1-2 E FC5-4	0-0 F9			4	1	0	0	1	2	4					
Michael Barrett, R OBP: 0.421, SLG: 0.625 Jake Muyco, R (1, 2) (7, 2)	0-0 1-1 HR		4-0 3 G5-3 BB	0-0 1-2 2H 1B		0-0 2H 3 2B 1B		0-0 G5-3		3	2	3	6	1	0	0					
3 Marquis Grissom, R OBP: 0.268, SLG: 0.308 Matthew Ciaramella, S (1, 7) (6, FH) (6, 7)	0-0 G4-3		0-0 G5-3	0-0 F9		0-0 29 1B 2B		0-0 G4-3		4	0	1	1	0	0	3					
29 Angel Paquin, S OBP: 0.444, SLG: 0.900 66 Adam Greenberg, L OBP: 0.286, SLG: 0.350 (1, 8) (7, 8)		0-0 HR	4-0 BB		0-0 G4-3	0-0 1B		0-0 G4-3		3	1	2	1	1	0	0					
Felix Pie, L OBP: 0.324, SLG: 0.543 John Defendis, L (1, 9) (7, 9)		0-0 G4-3	0-0 L3		0-0 1B	0-0 1-2 3H 1B		0-0 G4-3		4	0	2	1	0	0	2					
Brian Dopirak, R OBP: 0.355, SLG: 0.613 Micah Hoffpauir, L OBP: 1.000, SLG: 2.000 (1, 3) (7, 3)		0-0 G5-3		0-0 F9	0-0 G5-4-3 1B	0-0 F8		0-0 1B 2B		4	0	1	0	0	0	2					
<b>Inning Stats</b>	R: 3 E: 0 K: 1 S: 7	H: 3 LOB: 0 BB: 1 P: 12	R: 1 E: 0 K: 0 S: 5	H: 2 LOB: 2 BB: 1 P: 9	R: 0 E: 0 K: 1 S: 5	H: 0 LOB: 2 BB: 1 P: 13	R: 2 E: 0 K: 1 S: 7	H: 2 LOB: 2 BB: 0 P: 4	R: 0 E: 0 K: 0 S: 4	H: 2 LOB: 1 BB: 0 P: 4	R: 3 E: 2 K: 0 S: 8	H: 5 LOB: 2 BB: 0 P: 8	R: 0 E: 0 K: 0 S: 3	H: 0 LOB: 0 BB: 0 P: 3	R: 0 E: 0 K: 0 S: 4	H: 2 LOB: 2 BB: 1 P: 8	1B: 10 2B: 4 3B: 0 HR: 2	SF: 0 SAC: 0 DP: 2 HBP: 1	WP: 0 PB: 0 SB: 0 CS: 1	PA: 48	
<b>PITCHER</b>	IP WLS BF H R ER SO BB IBB HBP BLK WP HR S P ERA WHIP	3.2 L 22 6 6 6 3 5 0 0 0 0 0 2 22 44 14.73 3.000	7.5 S 12 7 3 3 0 0 0 0 0 0 0 0 12 12 13.50 3.500	1.1 S 6 1 0 0 0 1 0 0 0 0 0 5 9 0.00 1.500	1.0 S 3 0 0 0 0 0 0 0 0 0 0 3 3 0.00 0.000	1.0 S 5 2 0 0 0 1 0 0 0 0 0 4 8 0.00 3.000															

Chicago Cubs @ Kansas City Royals  
 Surprise Stadium, Surprise, AZ  
 Sat Mar 25 2006, 3:05 PM EST  
 Att: 8,571 - Sunny - 75 F

livebaseballscorecards.com

AB 40  
 R 9  
 H 16  
 RBI 9  
 BB 7  
 SO 3  
 LOB 21



Batter	1	2	3	4	5	6	7	8	9	AB	R	H	RBI	BB	SO	LOB	BOTTOM					
Chip Ambres, R OBP: 0.246, SLG: 0.319 (1, 8)	0-0 G1-3		0-0 P4		0-0 P4		0-0 15 1B 1-2		0-3 K	5	0	1	0	0	1	3						
15 Mark Grudzielanski, R OBP: 0.333, SLG: 0.371 Wilson Valdez, R OBP: 0.549, SLG: 0.750 (1, 4) (9, 4)	0-0 G4-3		0-0 G4-3		0-0 L4		0-0 1-3 2H 1B		0-3 K	4	0	1	1	0	0	1						
Doug Mientkiewicz, L OBP: 0.510, SLG: 0.674 (1, 3)	0-0 F8		0-0 F9		0-0 L9		0-0 F7			4	0	0	0	0	0	3						
16 Reggie Sanders, R OBP: 0.500, SLG: 0.419 32 Shane Costa, L OBP: 0.295, SLG: 0.355 (1, 9) (9, 9)		4-0 FC6-5 BB		0-0 4 1B S		0-0 F9		0-3 K		3	1	1	0	1	1	0						
Matt Stairs, L OBP: 0.242, SLG: 0.167 (1, 10)		0-0 FC6-5 2B 70 G3		1-3 K		0-0 F7		0-0 G6-3		4	1	0	0	0	1	2						
4 Angel Berroa, R OBP: 0.432, SLG: 0.622 (1, 6)		0-0 70 G3 1B		0-0 2H 1B		0-3 K		0-0 G5-3		4	1	2	1	0	1	0						
70 Alex Gordon, L OBP: 0.455, SLG: 0.405 (1, 5)		0-0 G3		0-0 F7			0-0 F8		0-0 1B 1B	4	0	1	1	0	0	2						
Esteban German, R OBP: 0.467, SLG: 0.471 (1, 7)		0-0 3H 1B		0-0 G6-3			0-0 15 1B 1B		0-0 1-2 1B	4	1	3	1	0	0	1						
Paul Bako, L OBP: 0.458, SLG: 1.000 12 Paul Phillips, R OBP: 0.367, SLG: 0.567 (1, 2) (7, 2)		0-0 P6			0-0 3B		0-0 F8		0-0 P4	2	0	1	0	0	0	1						
<b>Inning Stats</b>	R: 0 E: 0 K: 0 S: 3	H: 0 LOB: 0 BB: 0 P: 3	R: 2 E: 0 K: 0 S: 5	H: 2 LOB: 1 BB: 1 P: 10	R: 0 E: 0 K: 0 S: 3	H: 0 LOB: 0 BB: 0 P: 3	R: 1 E: 0 K: 1 S: 7	H: 2 LOB: 1 BB: 0 P: 8	R: 0 E: 0 K: 0 S: 4	H: 1 LOB: 1 BB: 0 P: 4	R: 0 E: 0 K: 1 S: 5	H: 0 LOB: 0 BB: 0 P: 5	R: 1 E: 0 K: 0 S: 6	H: 3 LOB: 2 BB: 0 P: 6	R: 0 E: 0 K: 1 S: 5	H: 0 LOB: 0 BB: 0 P: 5	R: 0 E: 0 K: 2 S: 9	H: 2 LOB: 2 BB: 0 P: 9	1B: 8 2B: 1 3B: 1 HR: 0	SF: 0 SAC: 0 DP: 0 HBP: 0	WP: 0 PB: 0 SB: 2 CS: 0	PA: 38
<b>PITCHER</b>	IP WLS BF H R ER SO BB IBB HBP BLK WP HR S P ERA WHIP	5.0 W 21 5 3 3 1 1 0 0 0 0 0 25 25 2.25 1.200	4.0 S 17 5 1 1 4 0 0 0 0 0 0 25 25 2.25 1.250																			

Chicago Cubs @ Kansas City Royals  
 Surprise Stadium, Surprise, AZ  
 Sat Mar 25 2006, 3:05 PM EST  
 Att: 8,571 - Sunny - 75 F

livebaseballscorecards.com

AB 37  
 R 4  
 H 10  
 RBI 4  
 BB 1  
 SO 5  
 LOB 18





Batter	1	2	3	4	5	6	7	8	9	10	AB	R	H	RBI	BB	SO	LOB	TOP		
Jason Kendall, R OBP: 0.327, SLG: 0.311 Ronnie Merrill, S (7, 5)	G4-3		F9			G6-3			G6-3		3	0	0	0	0	0	1	<b>Oakland Athletics @ Chicago Cubs</b> Hohokam Park, Mesa, AZ Sat Mar 25 2006, 3:05 PM EST Alt. 12,792 - Sunny - 75 F		
Marco Scutaro, R OBP: 0.333, SLG: 0.333 Kory Wayment, R (6, 4)	G6-3		G6-4-3			K			G4-3		3	0	0	0	0	1	1			
22 Milton Bradley, S OBP: 0.354, SLG: 0.410 5 Jeremy Brown, R OBP: 0.182, SLG: 0.100 (7, 2)						G3			K		1	0	0	0	2	0	0			
3 Eric Chavez, L OBP: 0.306, SLG: 0.667 Jay Witasick, R (7, 1)											3	0	0	0	0	2	2			
20 Huston Street, R Jason Perry, L (8, 1)	K										0	0	0	0	0	0	0			
3 Jason Perry, L (9, 9)											1	0	0	0	0	0	0			
Jay Payton, R OBP: 0.388, SLG: 0.576 (1, 8)											3	0	0	0	1	1	1			
29 Dan Johnson, L OBP: 0.403, SLG: 0.466 (1, 3)											4	0	1	0	0	1	2			
23 Bobby Kielty, S OBP: 0.429, SLG: 0.563 Richie Robnett, L (8, 7)											1	0	0	0	2	0	0			
Mike Rouse, L OBP: 0.313, SLG: 0.175 (1, 4)											0	0	0	0	1	0	0			
40 Rich Harden, L Charles Thomas, L OBP: 0.238, SLG: 0.250 John Rheinecker, L (9, 1)											1	0	0	0	1	1	0			
Inning Stats	R: 0 E: 0 K: 1 S: 5	H: 0 LOB: 1 BB: 1 P: 9	R: 0 E: 0 K: 3 S: 9	H: 0 LOB: 1 BB: 1 P: 13	R: 0 E: 0 K: 0 S: 2	H: 0 LOB: 0 BB: 1 P: 6	R: 0 E: 0 K: 1 S: 4	H: 0 LOB: 0 BB: 1 P: 9	R: 0 E: 0 K: 1 S: 5	H: 0 LOB: 0 BB: 0 P: 5	R: 0 E: 0 K: 0 S: 2	H: 0 LOB: 0 BB: 0 P: 6	R: 0 E: 0 K: 1 S: 5	H: 0 LOB: 0 BB: 0 P: 5	R: 0 E: 0 K: 0 S: 5	H: 1 LOB: 2 BB: 1 P: 9	1B: 1 2B: 0 3B: 0 HR: 0	SF: 0 SAC: 0 DP: 3 HBP: 0	WP: 1 PB: 0 SB: 1 CS: 0	PA: 35
PITCHER	IP	WLS	BF	H	R	ER	SO	BB	IBB	HBP	BLK	WP	HR	S	P	ERA	WHIP			
45 Sean Marshall, L ERA: 1.29	4.0		15	0	0	0	5	4	0	0	0	0	0	22	38	0.00	1.000			
Angel Guzman, R ERA: 4.09	4.0		12	0	0	0	2	2	0	0	0	0	0	14	23	0.00	0.500			
David Aardsma, R ERA: 2.84	1.0		3	0	0	0	1	0	0	0	0	0	0	5	5	0.00	0.000			
49 John Koronka, L ERA: 2.61	1.0	W	5	1	0	0	0	1	0	0	0	1	0	5	9	0.00	2.000			

AB	28
R	0
H	1
RBI	0
BB	7
SO	8
LOB	11

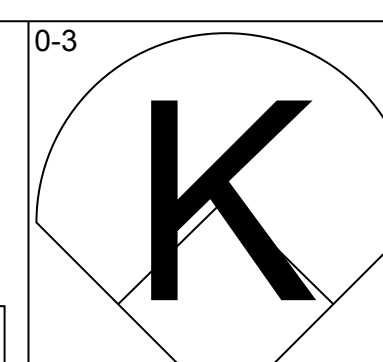
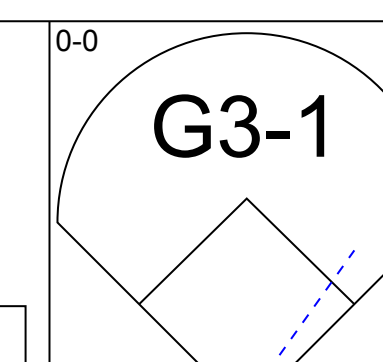
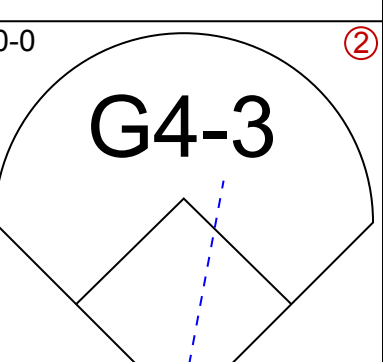
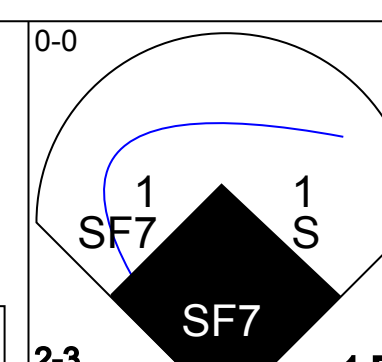
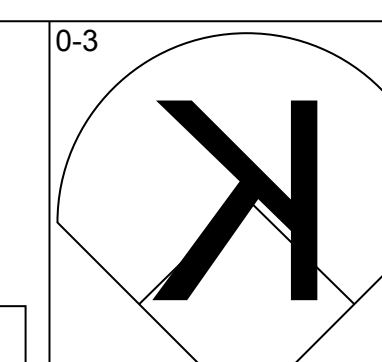
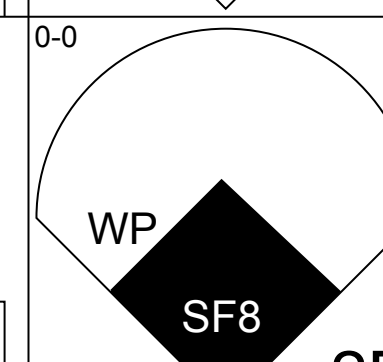
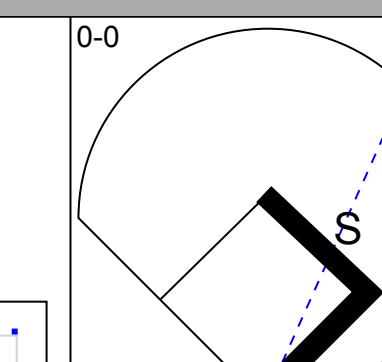
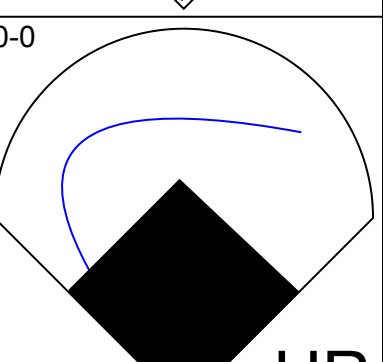

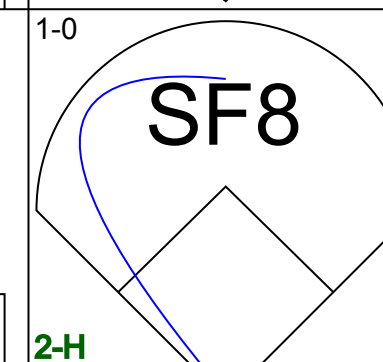
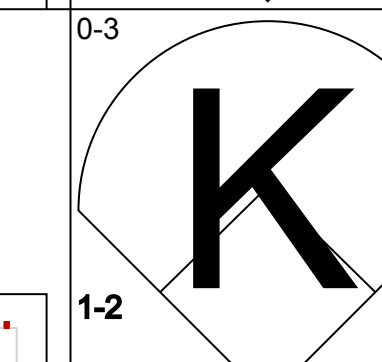
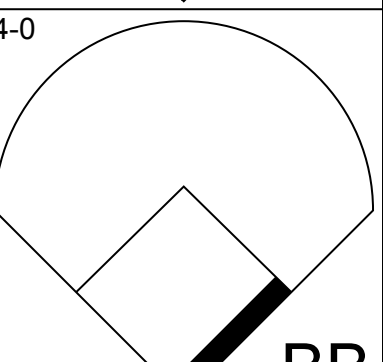
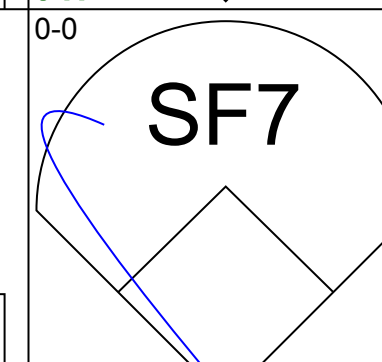

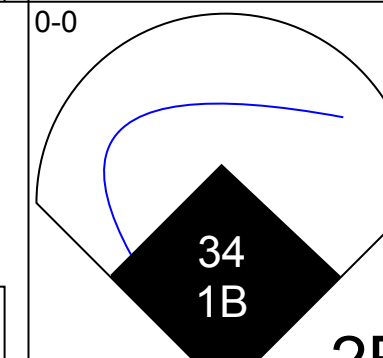
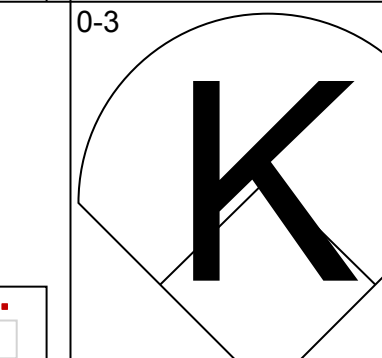
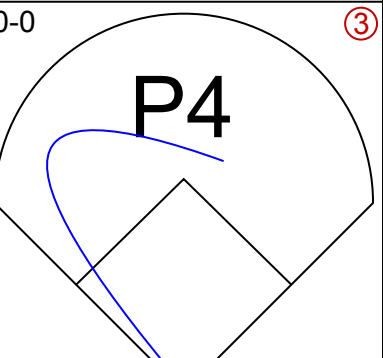
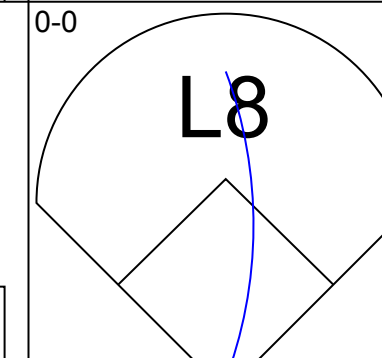

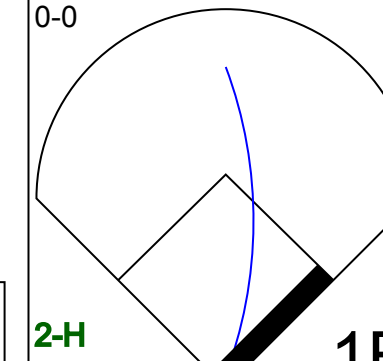
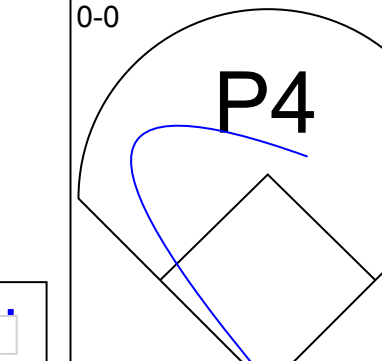

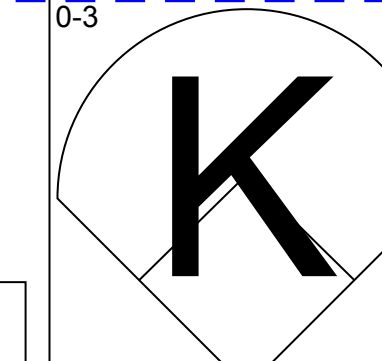
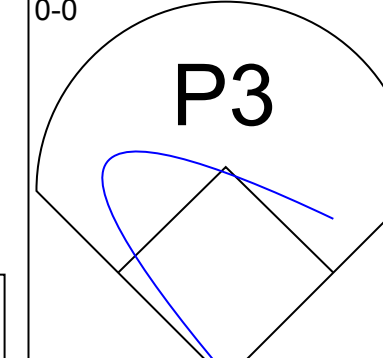
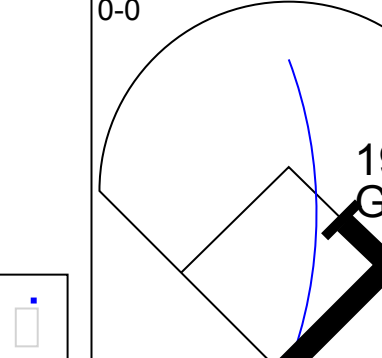

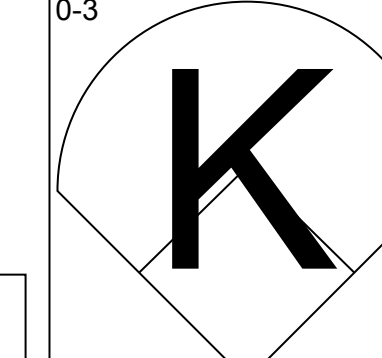
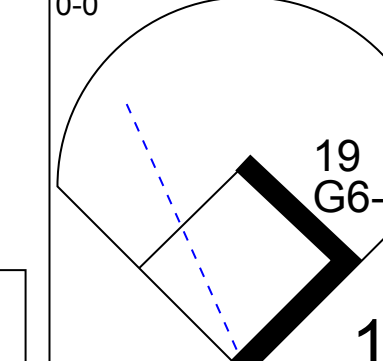
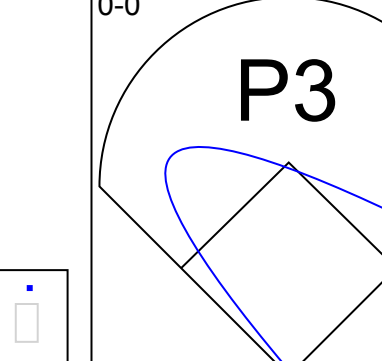

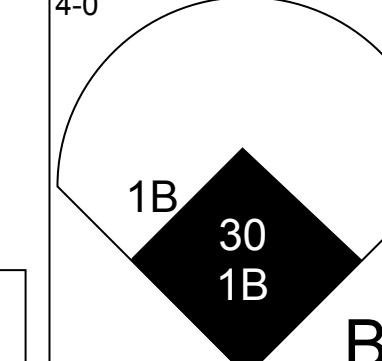
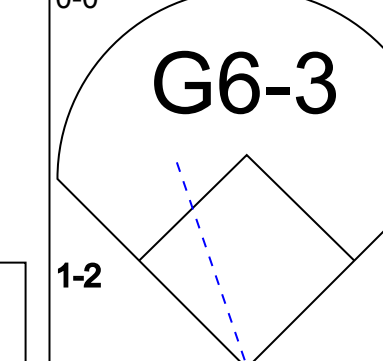
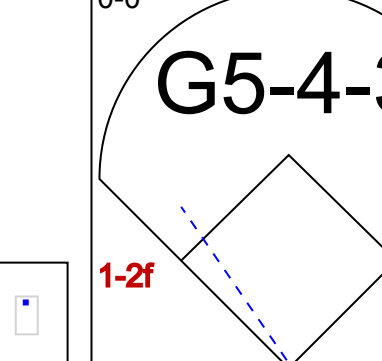

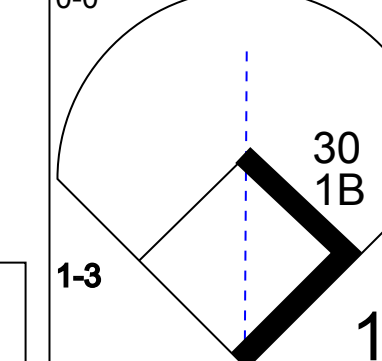
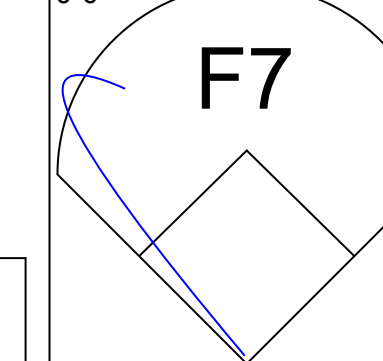
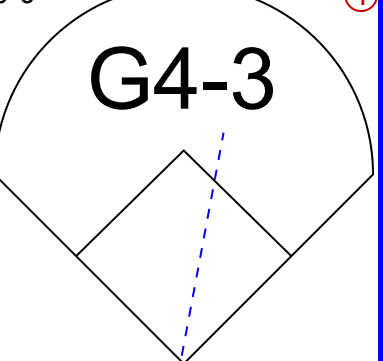
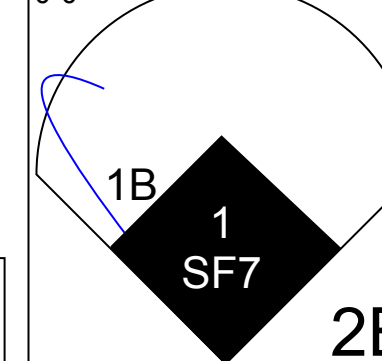
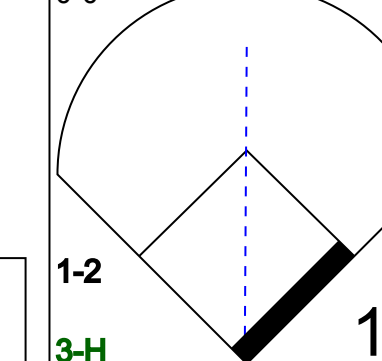


Batter	1	2	3	4	5	6	7	8	9	10	AB	R	H	RBI	BB	SO	LOB	BOTTOM	
Juan Pierre, L OBP: 0.264, SLG: 0.353 Chris Walker, S OBP: 0.333, SLG: 0.667 (8, 8)	G4-3			F7		B5-3		G4-3			3	0	0	0	0	0	0	<b>Oakland Athletics @ Chicago Cubs</b> Hohokam Park, Mesa, AZ Sat Mar 25 2006, 3:05 PM EST Alt. 12,792 - Sunny - 75 F	
19 Matt Murton, R OBP: 0.523, SLG: 0.658 Jamal Strong, R OBP: 1.000, SLG: 2.000 (8, 7)	K			K		L9					3	0	0	0	0	2	0		
John Mabry, L OBP: 0.405, SLG: 0.548 David Aardsma, R (9, 1)											3	0	1	0	0	2	0		
Matt Padgett, L OBP: 0.333, SLG: 0.667 49 John Koronka, L (10, 1)											0	0	0	0	0	0	0		
Jacque Jones, L OBP: 0.378, SLG: 0.439 Ryan Harvey, R (8, 9)											3	0	0	0	0	2	1		
Todd Walker, L OBP: 0.370, SLG: 0.526 Ryan Theriot, R OBP: 0.414, SLG: 0.250 (7, PH)											1	0	1	0	1	0	0		
Scott Moore, L OBP: 0.400, SLG: 0.308 Brandon Taylor, R (7, PH)											1	0	0	0	1	0	1		
5 Ronny Cedeno, R OBP: 0.267, SLG: 0.372 Carlos R Rojas, R OBP: 0.500, SLG: 0.500 (8, 6)											2	0	0	0	0	0	2		
24 Henry Blanco, R OBP: 0.059, SLG: 0.083 88 Casey Kopitzke, R OBP: 0.429, SLG: 0.462 (8, 2)											2	0	1	0	0	1	0		
45 Sean Marshall, L Angel Guzman, R (5, 1)											2	0	0	0	0	1	2		
65 Brandon Sing, R OBP: 0.333, SLG: 0.813 (8, PH)											1	1	1	0	0	0	0		
Inning Stats	R: 0 E: 0 K: 2 S: 7	H: 0 LOB: 0 BB: 0 P: 7	R: 0 E: 0 K: 1 S: 5	H: 1 LOB: 1 BB: 0 P: 5	R: 0 E: 0 K: 2 S: 7	H: 0 LOB: 0 BB: 0 P: 7	R: 0 E: 0 K: 2 S: 7	H: 0 LOB: 0 BB: 0 P: 7	R: 0 E: 0 K: 1 S: 6	H: 1 LOB: 1 BB: 0 P: 6	R: 0 E: 0 K: 0 S: 4	H: 1 LOB: 3 BB: 0 P: 12	R: 1 E: 0 K: 0 S: 2	H: 2 LOB: 1 BB: 0 P: 2	1B: 4 2B: 3 3B: 0 HR: 0	SF: 0 SAC: 2 DP: 1 HBP: 0	WP: 0 PB: 0 SB: 0 CS: 0	PA: 36	
PITCHER	IP	WLS	BF	H	R	ER	SO	BB	IBB	HBP	BLK	WP	HR	S	P	ERA	WHIP		
40 Rich Harden, R ERA: 1.29	6.0		20	2	0	0	8	1	0	0	0	0	0	35	39	0.00	0.500		
Jay Witasick, R ERA: 8.0	1.0		4	1	0	0	1	0	0	0	0	0	0	6	6	0.00	1.000		
20 Huston Street, R ERA: 1.8	1.0		4	1	0	0	1	0	0	0	0	0	0	6	6	0.00	1.000		
John Rheinecker, L ERA: 6.48	1.0	L	8	3	1	1	0	0	2	0	0	0	0	6	14	9.00	3.000		

AB	31
R	1
H	7
RBI	1
BB	3
SO	10
LOB	15






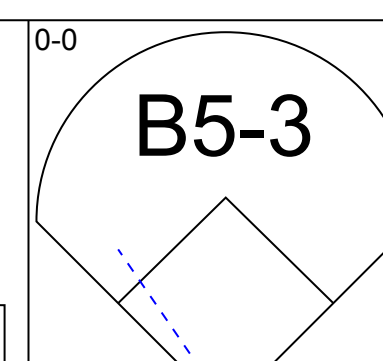
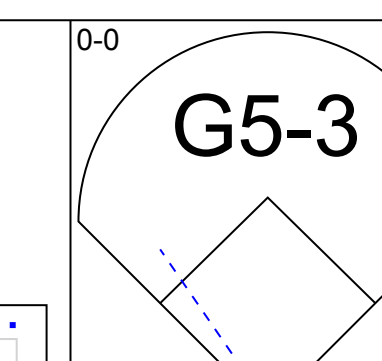
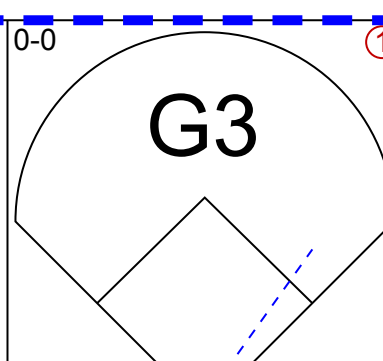
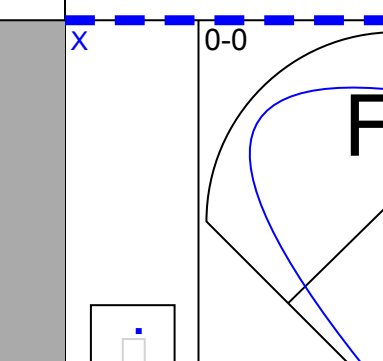
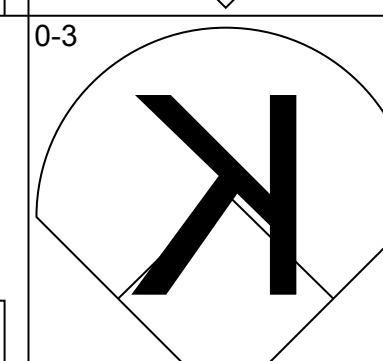
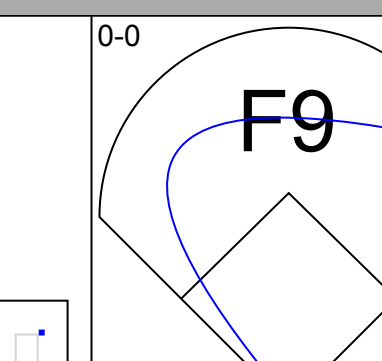
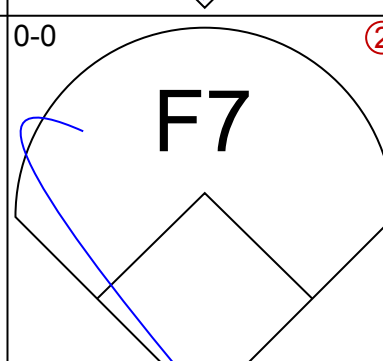
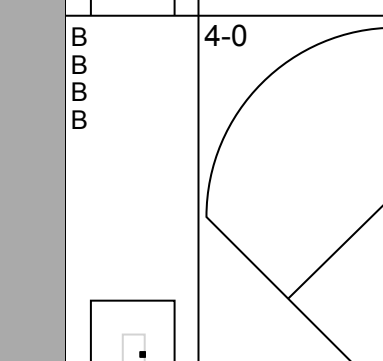
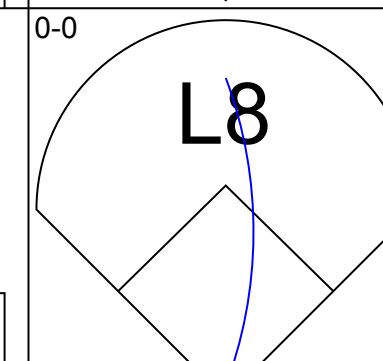
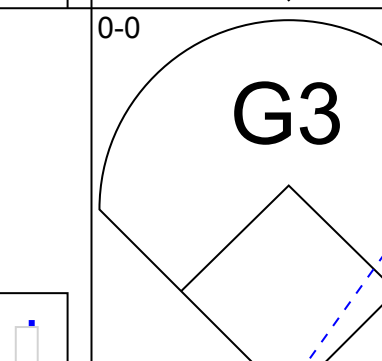
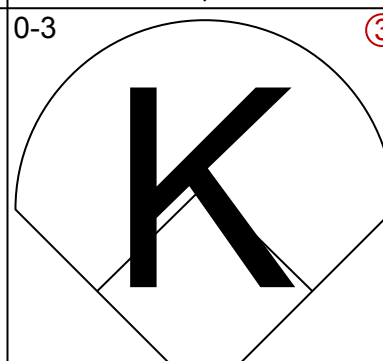
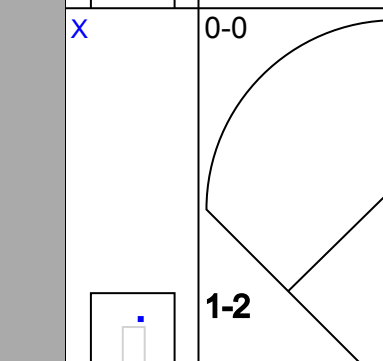
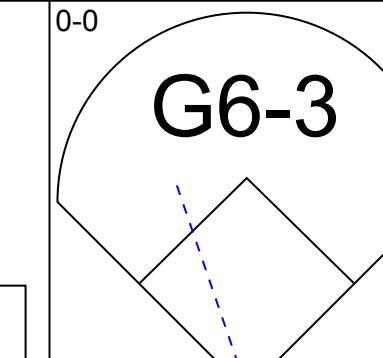
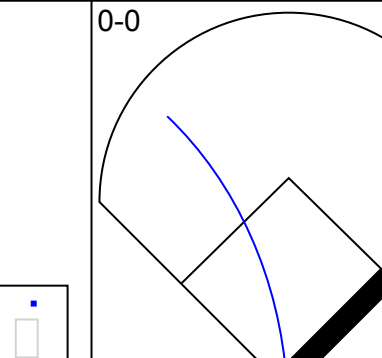

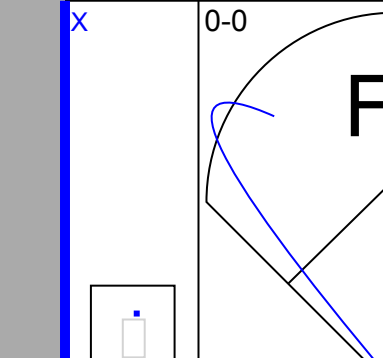
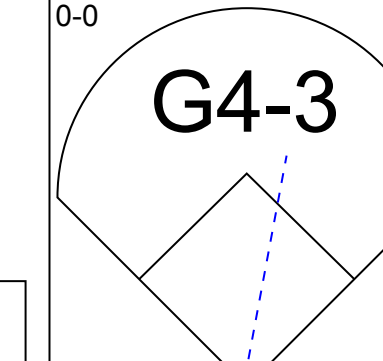
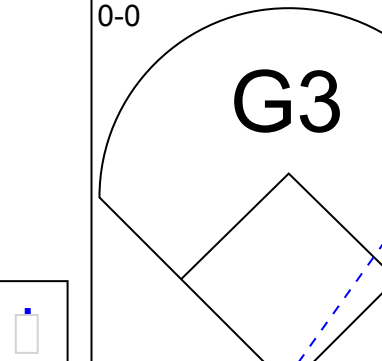

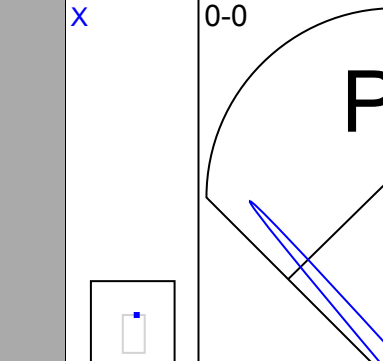
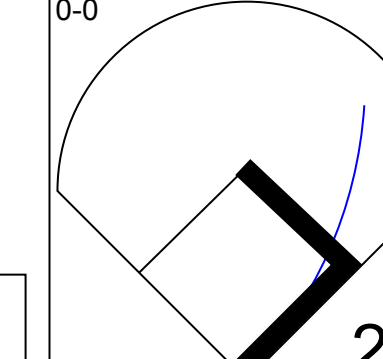
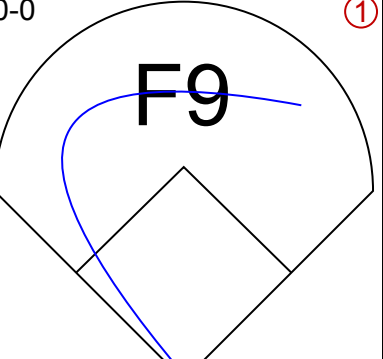
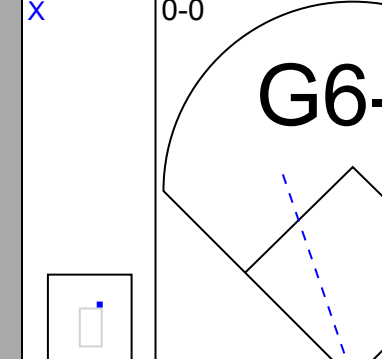
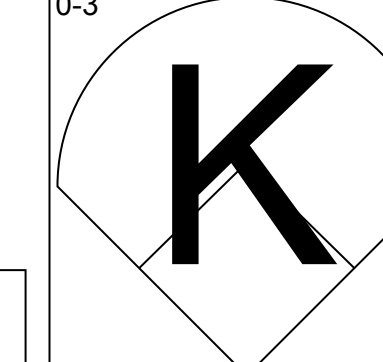
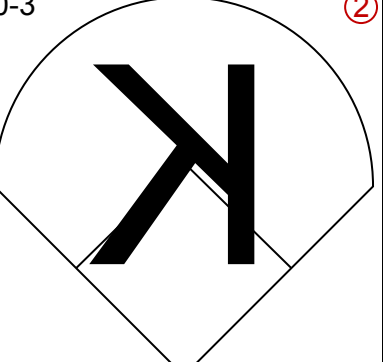
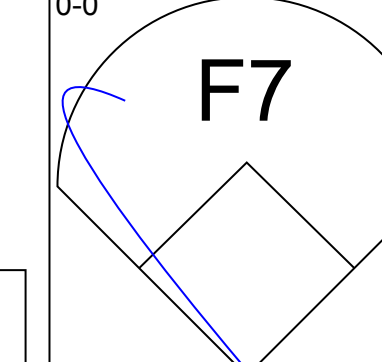
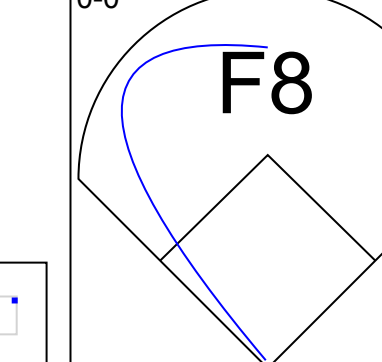
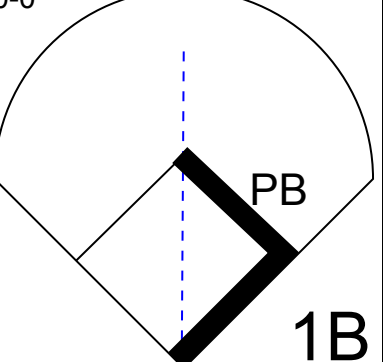
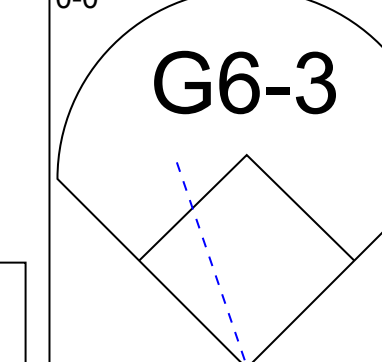
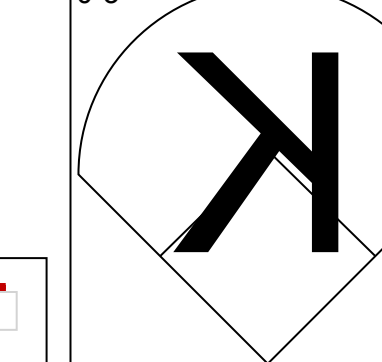
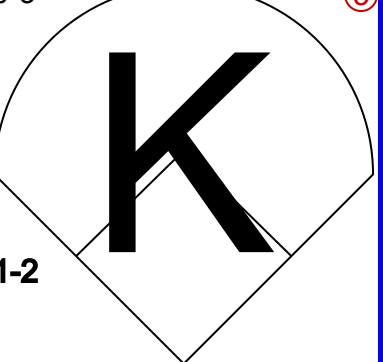
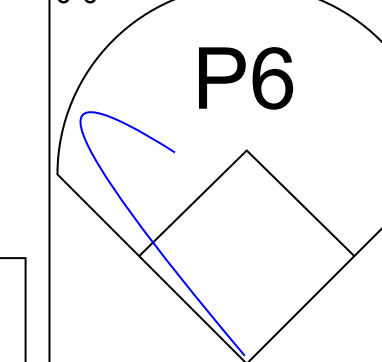
Batter	1	2	3	4	5	6	7	8	9	AB	R	H	RBI	BB	SO	LOB	TOP										
<b>Craig Counsell, L</b> (1,6) OBP: 0.333, SLG: 0.333 <b>Andy Green, R</b> (7,4) OBP: 0.510, SLG: 0.659																	4 1 1 0 0 1 1 1 0 0 0 0 1 2										
<b>1 Orlando Hudson, S</b> (1,4) OBP: 0.509, SLG: 0.674 <b>67 Brian Barden, R</b> (7,5) OBP: 0.367, SLG: 0.444																	3 2 3 2 0 0 0 1 0 0 0 0 0 0										
<b>Chad Tracy, L</b> (1,5) OBP: 0.354, SLG: 0.452 <b>Scott Hairston, R</b> (7,7) OBP: 0.435, SLG: 0.525																	1 0 0 2 1 1 1 1 0 0 0 0 1 0										
<b>Luis Gonzalez, L</b> (1,7) OBP: 0.318, SLG: 0.548 <b>Luis Vizcaino, R</b> (7,1) <b>Brandon Lyon, R</b> (8,1) <b>Koyie Hill, S</b> (9,PH) <b>Greg Aquino, R</b> (9,1)																	4 1 1 0 0 1 2 0 0 0 0 0 0 0 0 0 0 0 0 0 0 1 0 0 0 0 1 0 0 0 0 0 0 0 0										
<b>34 Conor Jackson, R</b> (1,3) OBP: 0.558, SLG: 0.762 <b>Damion Easley, R</b> (6,PR) OBP: 0.419, SLG: 0.346																	2 0 1 1 0 0 1 1 0 0 0 0 1 0										
<b>Shawn Green, L</b> (1,9) OBP: 0.256, SLG: 0.383																	4 0 2 0 0 1 1										
<b>22 Eric Byrnes, R</b> (1,8) <b>Jason Grimsley, R</b> (6,1) <b>6 Stephen Drew, L</b> (7,6) OBP: 0.400, SLG: 0.514																	3 0 1 0 0 1 2 0 0 0 0 0 0 0 0 1 0 0 1 0 0										
<b>19 Chris Snyder, R</b> (1,2) OBP: 0.395, SLG: 0.588 <b>Johnny Estrada, S</b> (5,2) OBP: 0.447, SLG: 0.459																	2 0 0 0 0 0 2 2 0 1 0 0 0 1										
<b>Kevin Jarvis, L</b> (1,1) <b>13 Alberto Callaspo, S</b> (5,PH) <b>Jose Valverde, R</b> (5,1) <b>30 Jeff DaVanon, S</b> (6,8) OBP: 0.563, SLG: 0.571																	1 0 0 0 0 0 1 1 0 0 0 0 0 0 0 0 0 0 0 0 0 2 1 2 1 0 0 0										
<b>Inning Stats</b>	R: 2 E: 0 K: 1 S: 8	H: 3 LOB: 1 BB: 0 P: 9	R: 0 E: 0 K: 0 S: 4	H: 1 LOB: 1 BB: 0 P: 4	R: 0 E: 0 K: 2 S: 8	H: 1 LOB: 1 BB: 0 P: 8	R: 0 E: 0 K: 0 S: 3	H: 1 LOB: 1 BB: 0 P: 3	R: 1 E: 0 K: 0 S: 4	H: 1 LOB: 1 BB: 1 P: 8	R: 0 E: 0 K: 1 S: 6	H: 1 LOB: 0 BB: 0 P: 7	R: 2 E: 0 K: 0 S: 6	H: 2 LOB: 0 BB: 0 P: 6	R: 1 E: 0 K: 3 S: 11	H: 2 LOB: 2 BB: 1 P: 15	R: 0 E: 0 K: 2 S: 7	H: 0 LOB: 0 BB: 0 P: 7	1B: 8 2B: 3 3B: 0 HR: 1	SF: 3 SAC: 0 DP: 1 HBP: 1	WP: 1 PB: 0 SB: 2 CS: 1	PA: 40					
<b>PITCHER</b>	IP	WLS	BF	H	R	ER	SO	BB	IBB	HBP	BLK	WP	HR	S	P	ERA	WHIP										
<b>Jae Kuk Ryu, R</b> (1,1) ERA: 5.75 <b>Bob Howry, R</b> (4,1) ERA: 1.64 <b>43 Michael Wuertz, R</b> (5,1) ERA: 17.05 <b>Scott Williamson, R</b> (6,1) ERA: 2.16 <b>47 Scott Eyre, L</b> (6,1) ERA:	3.0	L	14	5	2	2	3	0	0	0	0	1	0	20	21	6.00	1.667										
<b>Todd Wellemeier, R</b> (7,1) ERA: 8.25 <b>13 Will Ohman, L</b> (8,1) ERA: 5.79 <b>46 Ryan Dempster, R</b> (8,1) ERA: 4.7	1.0		5	2	2	0	0	0	0	0	0	0	0	2	0	9.00	2.000										
<b>46 Ryan Dempster, R</b> (8,1) ERA: 4.7	1.1		7	2	1	1	3	1	0	0	0	0	0	0	0	6.75	2.250										

Arizona Diamondbacks @ Chicago Cubs  
Hohokam Park, Mesa, AZ  
Sun Mar 26 2006, 3:05 PM EST  
Att: 12,748 - Partly Cloudy - 77 F

livebaseballscorecards.com

AB 34  
R 6  
H 12  
RBI 6  
BB 2  
SO 9  
LOB 14




Batter	1	2	3	4	5	6	7	8	9	AB	R	H	RBI	BB	SO	LOB	BOTTOM										
<b>Juan Pierre, L</b> (1,8) OBP: 0.250, SLG: 0.333 <b>29 Angel Pagán, S</b> (8,8) OBP: 0.432, SLG: 0.871																	3 0 0 0 0 0 0 1 0 0 0 0 0 0										
<b>Jerry Hairston, R</b> (1,4) OBP: 0.408, SLG: 0.366 <b>Ryan Theriot, R</b> (8,4) OBP: 0.433, SLG: 0.250																	3 0 0 0 0 1 0 0 0 0 0 0 1 0 0										
<b>Todd Walker, L</b> (1,3) OBP: 0.347, SLG: 0.488 <b>John Mabry, L</b> (8,3) OBP: 0.421, SLG: 0.563																	3 0 0 0 0 1 0 1 0 1 0 0 0 0										
<b>16 Aramis Ramirez, R</b> (1,5) OBP: 0.587, SLG: 0.951 <b>13 Will Ohman, L</b> (8,1) <b>46 Ryan Dempster, R</b> (8,1) <b>Jesus Valdez, R</b> (9,PH)																	3 0 1 0 0 0 0 0 0 0 0 0 0 0 0 0 0 0 0 0 0 1 0 0 0 0 0 2										
<b>Jacque Jones, L</b> (1,9) OBP: 0.362, SLG: 0.419 <b>3 Marquis Grissom, R</b> (7,9) OBP: 0.256, SLG: 0.293																	2 0 0 0 0 0 1 2 0 0 0 0 1 2										
<b>Michael Barrett, R</b> (1,2) OBP: 0.409, SLG: 0.632 <b>88 Casey Kopitzke, R</b> (8,2) OBP: 0.429, SLG: 0.462																	3 0 1 0 0 0 0 0 0 0 0 0 0 0										
<b>19 Matt Murton, R</b> (1,7) OBP: 0.500, SLG: 0.625 <b>28 Michael Restovich, R</b> (8,7) OBP: 0.261, SLG: 0.372																	2 0 0 0 0 2 1 1 0 0 0 0 0 0										
<b>5 Ronny Cedeno, R</b> (1,6) OBP: 0.277, SLG: 0.378 <b>Carlos R Rojas, R</b> (8,6) OBP: 0.333, SLG: 0.333																	2 0 1 0 0 0 0 1 0 0 0 0 0 0										
<b>Jae Kuk Ryu, R</b> (1,1) <b>Bob Howry, L</b> (4,1) <b>43 Michael Wuertz, R</b> (5,1) <b>Alan Rick, L</b> (5,PH) <b>Scott Williamson, R</b> (6,1) <b>47 Scott Eyre, L</b> (6,1) <b>Todd Wellemeier, R</b> (7,1) <b>Neifi Perez, S</b> (8,5) OBP: 0.271, SLG: 0.447																	1 0 0 0 0 1 0 0 0 0 0 0 0 0 0 0 0 0 0 0 0 1 0 0 0 0 0 1 0 1 0 0 0 0 0 0										
<b>Inning Stats</b>	R: 0 E: 0 K: 1 S: 5	H: 0 LOB: 0 BB: 0 P: 5	R: 0 E: 0 K: 1 S: 6	H: 1 LOB: 1 BB: 0 P: 6	R: 0 E: 0 K: 1 S: 5	H: 0 LOB: 0 BB: 0 P: 5	R: 0 E: 0 K: 0 S: 4	H: 1 LOB: 1 BB: 0 P: 4	R: 0 E: 0 K: 2 S: 8	H: 1 LOB: 1 BB: 0 P: 8	R: 0 E: 0 K: 1 S: 5	H: 0 LOB: 0 BB: 0 P: 5	R: 0 E: 0 K: 1 S: 5	H: 0 LOB: 0 BB: 0 P: 5	R: 0 E: 0 K: 0 S: 3	H: 0 LOB: 0 BB: 0 P: 3	R: 0 E: 0 K: 0 S: 4	H: 1 LOB: 2 BB: 1 P: 8	1B: 3 2B: 1 3B: 0 HR: 0	SF: 0 SAC: 0 DP: 0 HBP: 0	WP: 0 PB: 1 SB: 0 CS: 0	PA: 32					
<b>PITCHER</b>	IP	WLS	BF	H	R	ER	SO	BB	IBB	HBP	BLK	WP	HR	S	P	ERA	WHIP										
<b>Kevin Jarvis, R</b> (1,1) ERA: 3.6 <b>Jose Valverde, R</b> (5,1) ERA: 3.68 <b>Jason Grimsley, R</b> (6,1) ERA: 3.6 <b>Luis Vizcaino, R</b> (7,1) ERA: 4.5 <b>Brandon Lyon, R</b> (8,1) ERA: 8.0	1.0		4	1	0	0	2	0	0	0	0	0	0	8	8	0.00	1.000										
<b>Greg Aquino, R</b> (9,1) ERA: 1.13	1.0		5	1	0	0	0	1	0	0	0	0	0	4	8	0.00	2.000										

Arizona Diamondbacks @ Chicago Cubs  
Hohokam Park, Mesa, AZ  
Sun Mar 26 2006, 3:05 PM EST  
Att: 12,748 - Partly Cloudy - 77 F

livebaseballscorecards.com

AB 31  
R 0  
H 4  
RBI 0  
BB 1  
SO 7  
LOB 7





Batter	1	2	3	4	5	6	7	8	9	AB	R	H	RBI	BB	SO	LOB	TOP								
22 Scott Podsednik, L OBP: 0.348, SLG: 0.455 Ruben Rivera, R (3, 7)	0-0 CS 1B		0-0 25 1B 2B		0-0 G5-3		0-0 P4	0-2 CS	0-0 G5-3	2	1	2	0	0	0	0									
Tadahito Iguchi, R OBP: 0.190, SLG: 0.218 Chris Getz, L (1, 4) (8, 4)	0-1 L4		0-0 F9		0-0 G6-3		0-3 K2-3		0-0 G6-3	4	0	0	0	0	1	2									
25 Jim Thome, L OBP: 0.542, SLG: 0.842 (1, 10)	0-0 G3-1		0-0 2H 1B			0-0 HR	0-0 HR		0-0 1B	5	2	4	3	0	0	0									
14 Paul Konerko, R OBP: 0.379, SLG: 0.550 Michael Myers, R OBP: 0.500, SLG: 0.500 (1, 3) (6, 6)		0-0 8 FC4-6 23 1B 1B	0-0 L5			0-0 L7	0-0 1B		0-3 K	3	0	1	0	0	0	1									
23 Jermaine Dye, R OBP: 0.390, SLG: 0.608 Mark Quinn, R OBP: 0.500, SLG: 0.500 (1, 9) (7, 9)		0-0 8 FC4-6 1B		0-0 P4		1-0 12 1B 38 1B HBP	0-3 K			3	1	1	0	0	1	1									
12 A.J. Pierzynski, L OBP: 0.417, SLG: 0.514 Francisco Hernandez, S (1, 2) (8, 2)		0-0 F7		0-0 8 G2-3 2B		0-0 38 1B 1B		0-0 F8		4	0	2	0	0	0	2									
8 Alex Cintron, S OBP: 0.400, SLG: 0.600 (1, 6) (6, 5)		0-0 FC4-6		0-0 G2-3		0-0 B3		0-0 38 G4-3 2B		4	0	1	0	0	0	5									
38 Pablo Ozuna, R OBP: 0.371, SLG: 0.412 (1, 5) (6, 3)		0-0 G5-3		0-0 G1-3		0-0 1B		0-0 G4-3		4	0	1	1	0	0	4									
32 Brian Anderson, R OBP: 0.375, SLG: 0.526 (1, 8)			0-3 K		0-0 G4-3	0-3 K		4-0 CS BB		3	0	0	0	1	2	2									
<b>Inning Stats</b>	R: 0 E: 0 K: 0 S: 4	H: 1 LOB: 0 BB: 0 P: 4	R: 0 E: 0 K: 0 S: 5	H: 2 LOB: 2 BB: 0 P: 5	R: 1 E: 0 K: 1 S: 7	H: 2 LOB: 1 BB: 0 P: 7	R: 0 E: 0 K: 0 S: 4	H: 1 LOB: 1 BB: 0 P: 4	R: 0 E: 0 K: 0 S: 3	H: 0 LOB: 0 BB: 0 P: 3	R: 2 E: 0 K: 1 S: 8	H: 3 LOB: 2 BB: 0 P: 9	R: 1 E: 0 K: 2 S: 9	H: 2 LOB: 1 BB: 0 P: 9	R: 0 E: 0 K: 0 S: 5	H: 1 LOB: 1 BB: 1 P: 9	R: 0 E: 0 K: 1 S: 6	H: 1 LOB: 1 BB: 0 P: 6	1B: 8 2B: 3 3B: 0 HR: 2	SF: 0 SAC: 0 DP: 0 HBP: 1	WP: 0 PB: 0 SB: 0 CS: 2	PA: 41			
<b>PITCHER</b>	IP	WLS	BF	H	R	ER	SO	BB	IBB	HBP	BLK	WP	HR	S	P	ERA	WHIP								
Greg Maddux, R ERA: 3.6 (1, 1)	6.0		27	9	3	3	2	0	0	1	0	0	1	31	32	4.50	1.500								
Bob Howry, R ERA: 2.25 (7, 1)	1.0		5	2	1	1	2	0	0	0	0	0	1	9	9	9.00	2.000								
47 Scott Eyre, L ERA: (8, 1)	1.0		4	1	0	0	0	1	0	0	0	0	0	5	9	0.00	2.000								
David Aardsma, R ERA: 2.45 (9, 1)	1.0		4	1	0	0	1	0	0	0	0	0	0	6	6	0.00	1.000								

Chicago White Sox @ Chicago Cubs  
Hohokam Park, Mesa, AZ  
Mon Mar 27 2006, 3:05 PM EST  
Att: 12,894 - Cloudy - 73 F

AB	38
R	4
H	13
RBI	4
BB	1
SO	5
LOB	18



Batter	1	2	3	4	5	6	7	8	9	AB	R	H	RBI	BB	SO	LOB	BOTTOM								
Juan Pierre, L OBP: 0.233, SLG: 0.310 (1, 8)	0-0 E6 SH2-3		0-0 B4-3		0-0 G5-3			0-0 G3		4	0	0	0	0	0	1									
Jerry Hairston, R OBP: 0.385, SLG: 0.341 (1, 4)	0-0 SH2-3		0-0 G4-3			0-0 F7		0-0 G6-3		3	0	0	0	0	0	0									
25 Derrek Lee, R OBP: 0.333, SLG: 0.429 Bob Howry, L 47 Scott Eyre, L David Aardsma, R (1, 3) (7, 1) (8, 1) (9, 1)	0-0 F8		0-0 G4-3			0-3 K			0-0 16 WP 16 2B 2B	3	0	0	0	0	1	1									
29 Angel Pagán, S OBP: 0.447, SLG: 0.906 (9, PH)									0-1 19 SH1-3 1B 2B	4	0	1	1	0	0	1									
16 Aramis Ramirez, R OBP: 0.560, SLG: 0.911 Ryan Theriot, R OBP: 0.433, SLG: 0.250 (9, PR) (9, PR)	0-0 F9			0-0 P3		0-0 P4			0-0 2H 1B 2B	3	0	0	0	0	0	0									
19 Matt Murton, R OBP: 0.469, SLG: 0.581 (1, 7)		0-0 G4-3		0-0 G4-3			0-0 L4		0-0 SH1-3	3	0	0	0	0	0	0									
3 Marquis Grissom, R OBP: 0.285, SLG: 0.273 5 Ronny Cedeno, R OBP: 0.277, SLG: 0.378 (1, 9) (8, PR)		0-0 F8		0-0 G6-3			0-0 G6-3		4-0 1B BB	3	0	0	0	1	0	0									
Neifi Perez, S OBP: 0.308, SLG: 0.549 (1, 6)		0-0 24 2B			0-0 F7		0-0 HR		0-0 1-3 1B	4	2	3	2	0	0	0									
24 Henry Blanco, R OBP: 0.143, SLG: 0.200 (1, 2)		0-0 2H 2B			0-0 G1-3 1B		0-0 L5		0-0 P5	4	0	2	1	0	0	3									
Greg Maddux, R OBP: 0.167, SLG: 0.333 28 Michael Restovich, R OBP: 0.250, SLG: 0.359 (1, 1) (7, 3)		0-0 G6-3			0-1 G1-3			0-0 F8	0-0 G5-3	2	0	0	0	0	0	2									
<b>Inning Stats</b>	R: 0 E: 1 K: 0 S: 4	H: 0 LOB: 1 BB: 0 P: 4	R: 1 E: 0 K: 0 S: 5	H: 2 LOB: 1 BB: 0 P: 5	R: 0 E: 0 K: 0 S: 3	H: 0 LOB: 0 BB: 0 P: 3	R: 0 E: 0 K: 0 S: 3	H: 0 LOB: 0 BB: 0 P: 3	R: 0 E: 0 K: 1 S: 5	H: 0 LOB: 0 BB: 0 P: 5	R: 1 E: 0 K: 0 S: 4	H: 1 LOB: 0 BB: 0 P: 4	R: 0 E: 0 K: 0 S: 3	H: 0 LOB: 0 BB: 0 P: 3	R: 2 E: 0 K: 0 S: 7	H: 3 LOB: 3 BB: 1 P: 11	1B: 2 2B: 4 3B: 0 HR: 1	SF: 0 SAC: 2 DP: 0 HBP: 0	WP: 1 PB: 0 SB: 1 CS: 0	PA: 36					
<b>PITCHER</b>	IP	WLS	BF	H	R	ER	SO	BB	IBB	HBP	BLK	WP	HR	S	P	ERA	WHIP								
56 Mark Buehrle, L ERA: 3.1 Cliff Politte, R ERA: 4.7 Neal Cotts, L ERA: 3.72 (1, 1) (8, 1) (9, 1)	7.0		26	4	2	2	1	0	0	0	0	0	0	3	3	0.00	0.000								
	1.0		3	0	0	0	0	0	0	0	0	0	0	3	3	0.00	0.000								
	1.0		7	3	2	2	0	1	0	0	0	1	0	7	11	18.00	4.000								

Chicago White Sox @ Chicago Cubs  
Hohokam Park, Mesa, AZ  
Mon Mar 27 2006, 3:05 PM EST  
Att: 12,894 - Cloudy - 73 F

AB	33
R	4
H	7
RBI	4
BB	1
SO	1
LOB	11






Batter	1	2	3	4	5	6	7	8	9	AB	R	H	RBI	BB	SO	LOB	TOP											
29 Angel Pagán, S OBP: 0.452, SLG: 0.944	0-3 K			0-0 1B		0-0 L5		0-0 HR		4	1	2	3	0	1	0												
Todd Walker, L OBP: 0.340, SLG: 0.467	0-0 G4-3			0-3 K		0-0 F8		0-0 1B		4	0	1	0	0	1	1												
29 Mike Fontenot, L (8, FR)										0	0	0	0	0	0	0												
25 Derrek Lee, R OBP: 0.250, SLG: 0.300	0-0 G4-3			0-0 F9			0-0 F9	0-0 G6-4-3		3	0	0	0	0	0	1												
Matt Craig, S OBP: 0.500, SLG: 0.500				0-0 K			0-0 G3-1	0-0 G6-4-3		1	0	1	0	0	0	0												
Jacque Jones, L OBP: 0.353, SLG: 0.404		0-0 CS		0-3 K				0-0 G6-4-3		4	0	1	0	0	1	3												
Michael Barrett, R OBP: 0.462, SLG: 0.783	0-0 F8					0-0 G4-3			0-0 HR	4	1	3	1	0	0	1												
28 Michael Restovich, R OBP: 0.231, SLG: 0.327	0-0 P4			0-3 K			0-0 F8		0-3 K	4	0	0	0	0	2	3												
John Mabry, L OBP: 0.529, SLG: 0.667	0-0 CS		0-3 K		0-0 G4-3			0-0 CS		2	0	0	0	0	1	1												
Davy Gregg, L OBP: 0.607, SLG: 0.667					0-0 G4-3			0-0 CS		2	0	2	0	0	0	0												
5 Ronny Cedeno, R OBP: 0.275, SLG: 0.354			0-0 G4-3			0-3 K		0-0 FC5-4	4-0 1B	3	1	0	0	1	1	2												
Ryan Theriot, R OBP: 0.424, SLG: 0.261			0-0 G6-3				0-0 G6-3		0-0 F8	3	1	1	0	0	0	0												
Jemel Spearman, R (8, S)								0-0 HR	0-0 F8	1	0	0	0	0	0	1												
<b>Inning Stats</b>	R: 0 E: 0 K: 1 S: 5	H: 0 LOB: 0 BB: 0 P: 5	R: 0 E: 0 K: 0 S: 3	H: 1 LOB: 0 BB: 0 P: 3	R: 0 E: 0 K: 1 S: 5	H: 0 LOB: 0 BB: 0 P: 5	R: 0 E: 0 K: 2 S: 8	H: 1 LOB: 1 BB: 0 P: 8	R: 0 E: 0 K: 0 S: 3	H: 0 LOB: 0 BB: 0 P: 3	R: 0 E: 0 K: 0 S: 4	H: 1 LOB: 1 BB: 0 P: 4	R: 3 E: 0 K: 0 S: 7	H: 5 LOB: 2 BB: 0 P: 7	R: 1 E: 0 K: 1 S: 6	H: 2 LOB: 1 BB: 1 P: 10	1B: 9 2B: 0 3B: 0 HR: 2	SF: 0 SAC: 0 DP: 1 HBP: 0	WP: 0 PB: 0 SB: 1 CS: 2	PA: 37								
<b>PITCHER</b>	IP	WLS	BF	H	R	ER	SO	BB	IBB	HBP	BLK	WP	HR	S	P	ERA	WHIP											
Thomas Oldham, L ERA: 1.29	3.0	9	1	0	0	2	0	0	0	0	0	0	0	13	13	0.00	0.333											
Rafael Soriano, R ERA: 7.59	1.0	4	1	0	0	2	0	0	0	0	0	0	0	8	8	0.00	1.000											
49 Jake Woods, L ERA: 7.59	1.0	4	1	0	0	2	0	0	0	0	0	0	0	8	8	0.00	1.000											
89 Aaron Looper, R ERA: 8.18	1.0	H	3	0	0	0	0	0	0	0	0	0	0	3	3	0.00	0.000											
Luis Gonzalez, L ERA: 8.18	1.0	H	4	1	0	0	0	0	0	0	0	0	0	4	4	0.00	1.000											
73 Eric O'Flaherty, L ERA: 13.5	1.0	B	7	5	3	3	0	0	0	0	0	0	0	1	7	7	27.00	5.000										
Stephen Kahn, R ERA: 9.0	1.0	L	5	2	1	1	1	1	0	0	0	0	0	1	6	10	9.00	3.000										
<b>Batter</b>	<b>1</b>	<b>2</b>	<b>3</b>	<b>4</b>	<b>5</b>	<b>6</b>	<b>7</b>	<b>8</b>	<b>9</b>	<b>AB</b>	<b>R</b>	<b>H</b>	<b>RBI</b>	<b>BB</b>	<b>SO</b>	<b>LOB</b>	<b>BOTTOM</b>											
51 Ichiro Suzuki, L OBP: 0.467, SLG: 0.500	0-0 1B	0-0 G3-6-3			0-0 E6		0-0 G3		0-0 F8	5	1	1	0	0	0	4												
7 Yuniesky Betancourt, R OBP: 0.321, SLG: 0.451	0-0 F9		0-0 HR		0-0 F8		1-0 E6			4	1	1	1	0	0	3												
Raul Ibanez, L OBP: 0.429, SLG: 0.717	0-0 G6-3		0-0 G4-6-3		0-0 G4-3		0-3 K			4	0	2	0	0	1	2												
Richie Sexson, R OBP: 0.522, SLG: 0.795	0-0 G6-3		0-0 G4-6-3			0-0 F9		0-0 F9		4	0	1	0	0	0	1												
29 Adrian Beltré, R OBP: 0.318, SLG: 0.526	0-0 G6-3		0-3 K			0-0 2B		0-3 K		4	0	1	1	0	2	2												
Carl Everett, S ERA: 6.23	0-0 G4-3			0-0 G6-3		0-0 P4		4-0 BB		3	0	0	0	1	0	3												
86 Jose Morban, S OBP: 0.294, SLG: 0.429										0	0	0	0	0	0	0												
4 Jose Lopez, R OBP: 0.333, SLG: 0.510		0-0 2B		0-0 G5-3		0-0 G6-3		1-0 G2-3		4	0	1	0	0	0	2												
Joe Borchard, S OBP: 0.306, SLG: 0.466	0-0 1B			0-0 F9			0-0 F9		0-0 G6-3	3	0	2	0	0	0	0												
25 Adam Jones, R OBP: 0.241, SLG: 0.308		0-0 1B			0-0 F9		0-0 F9		0-0 K	1	1	0	0	0	0	0												
30 René Rivera, R OBP: 0.220, SLG: 0.350		0-3 K			0-0 F9		1-0 F9		0-3 K	3	0	0	0	0	1	3												
Roberto Petagine, L OBP: 0.500, SLG: 0.625										1	0	0	0	0	1	0												
<b>Inning Stats</b>	R: 1 E: 0 K: 0 S: 6	H: 3 LOB: 2 BB: 0 P: 6	R: 0 E: 0 K: 1 S: 6	H: 2 LOB: 0 BB: 0 P: 6	R: 1 E: 0 K: 1 S: 6	H: 2 LOB: 0 BB: 0 P: 6	R: 0 E: 0 K: 0 S: 3	H: 0 LOB: 0 BB: 0 P: 3	R: 0 E: 1 K: 0 S: 4	H: 0 LOB: 1 BB: 0 P: 4	R: 0 E: 0 K: 0 S: 4	H: 1 LOB: 1 BB: 0 P: 4	R: 1 E: 1 K: 1 S: 7	H: 1 LOB: 2 BB: 0 P: 9	R: 0 E: 0 K: 1 S: 5	H: 0 LOB: 2 BB: 1 P: 10	R: 0 E: 0 K: 1 S: 5	H: 0 LOB: 0 BB: 0 P: 5	1B: 6 2B: 2 3B: 0 HR: 1	SF: 0 SAC: 0 DP: 2 HBP: 0	WP: 1 PB: 0 SB: 3 CS: 0	PA: 37						
<b>PITCHER</b>	IP	WLS	BF	H	R	ER	SO	BB	IBB	HBP	BLK	WP	HR	S	P	ERA	WHIP											
Glendon Rusch, L ERA: 2.08	1.1	24	2	2	2	2	0	0	0	0	0	0	0	1	1	0.00	0.000											
Scott Williamson, R ERA: 2.08	0.1	1	0	0	0	0	0	0	0	0	0	0	0	1	1	0.00	0.000											
44 Roberto Novoa, R ERA: 2.45	0.2	4	1	1	0	0	0	0	0	0	0	1	0	4	6	0.00	1.500											
13 Will Ohman, L ERA: 5.59	0.1	1	0	0	0	1	0	0	0	0	0	0	0	3	3	0.00	0.000											
46 Ryan Dempster, R ERA: 4.15	1.0	W	4	0	0	0	1	1	0	0	0	0	0	5	10	0.00	1.000											
<b>43 Michael Wuerz, R ERA: 14.73</b>	1.0	S	3	0	0	0	1	0	0	0	0	0	0	5	5	0.00	0.000											


Chicago Cubs @ Seattle Mariners  
Peoria Stadium, Peoria, AZ  
Tue Mar 28 2006, 3:05 PM EST  
Att: 9,611 - Partly Cloudy - 74 F

AB 35  
R 4  
H 11  
RBI 4  
BB 1  
SO 7  
LOB 13



Chicago Cubs @ Seattle Mariners  
Peoria Stadium, Peoria, AZ  
Tue Mar 28 2006, 3:05 PM EST  
Att: 9,611 - Partly Cloudy - 74 F

AB 36  
R 3  
H 9  
RBI 2  
BB 1  
SO 5  
LOB 20



livebaseballscores.com

livebaseballscores.com



Batter	1	2	3	4	5	6	7	8	9	AB	R	H	RBI	BB	SO	LOB	TOP									
Juan Pierre, L OBP: 0.246, SLG: 0.317										5	1	2	1	0	0	2	<b>Chicago Cubs @ Los Angeles Angels</b> Tempe Diablo Stadium, Tempe, AZ Wed Mar 29 2006, 2:05 PM EST Att: 7,996 - Partly Cloudy - 74 F									
Jerry Hairston, R OBP: 0.386, SLG: 0.347										5	1	2	0	0	0	2										
25 Derrek Lee, R OBP: 0.250, SLG: 0.286										4	1	1	0	0	2	2										
John Mabry, L OBP: 0.400, SLG: 0.529										0	0	0	0	0	0	0										
16 Aramis Ramirez, R OBP: 0.556, SLG: 0.878										4	0	2	1	0	0	1										
Jacque Jones, L OBP: 0.345, SLG: 0.392										4	0	1	1	0	1	1										
19 Matt Murton, R OBP: 0.434, SLG: 0.532										4	0	0	0	0	2	2										
Neifi Perez, S OBP: 0.304, SLG: 0.527										4	0	1	0	0	1	3										
24 Henry Blanco, R OBP: 0.120, SLG: 0.167										4	0	0	0	0	1	3										
38 Carlos Zambrano, S OBP: 0.333, SLG: 0.500										2	0	2	0	0	0	0										
Mark Watson, R OBP: 0.345, SLG: 0.119										0	0	0	0	0	0	0										
29 Angel Pagan, S OBP: 0.445, SLG: 0.119										0	0	0	0	0	0	0										
49 John Koronka, L OBP: 0.345, SLG: 0.119										0	0	0	0	0	0	0										
David Aardsma, R OBP: 0.142, SLG: 0.250										0	0	0	0	0	0	0										
Ryan Theriot, R OBP: 0.142, SLG: 0.250										1	0	0	0	0	0	0										
<b>Inning Stats</b>	R: 3 E: 1 K: 1 S: 10	H: 5 LOB: 2 BB: 0 P: 10	R: 0 E: 0 K: 1 S: 6	H: 1 LOB: 1 BB: 0 P: 6	R: 0 E: 1 K: 1 S: 6	H: 0 LOB: 1 BB: 0 P: 6	R: 0 E: 0 K: 0 S: 4	H: 1 LOB: 1 BB: 0 P: 4	R: 0 E: 0 K: 0 S: 3	H: 0 LOB: 0 BB: 0 P: 3	R: 0 E: 0 K: 1 S: 5	H: 0 LOB: 0 BB: 0 P: 5	R: 1 E: 1 K: 1 S: 7	H: 2 LOB: 1 BB: 0 P: 8	R: 0 E: 0 K: 2 S: 8	H: 1 LOB: 1 BB: 0 P: 8	R: 0 E: 0 K: 0 S: 3	H: 0 LOB: 0 BB: 0 P: 3	1B: 10 2B: 1 3B: 0 HR: 0	SF: 0 SAC: 0 DP: 1 HBP: 0	WP: 2 PB: 0 SB: 0 CS: 0	PA: 38				
<b>PITCHER</b>	IP WLS BF H R ER SO BB IBB HBP BLK WP HR S P ERA WHIP	IP WLS BF H R ER SO BB IBB HBP BLK WP HR S P ERA WHIP	IP WLS BF H R ER SO BB IBB HBP BLK WP HR S P ERA WHIP	IP WLS BF H R ER SO BB IBB HBP BLK WP HR S P ERA WHIP	IP WLS BF H R ER SO BB IBB HBP BLK WP HR S P ERA WHIP	IP WLS BF H R ER SO BB IBB HBP BLK WP HR S P ERA WHIP	IP WLS BF H R ER SO BB IBB HBP BLK WP HR S P ERA WHIP	IP WLS BF H R ER SO BB IBB HBP BLK WP HR S P ERA WHIP	IP WLS BF H R ER SO BB IBB HBP BLK WP HR S P ERA WHIP	IP WLS BF H R ER SO BB IBB HBP BLK WP HR S P ERA WHIP	IP WLS BF H R ER SO BB IBB HBP BLK WP HR S P ERA WHIP	IP WLS BF H R ER SO BB IBB HBP BLK WP HR S P ERA WHIP	IP WLS BF H R ER SO BB IBB HBP BLK WP HR S P ERA WHIP	IP WLS BF H R ER SO BB IBB HBP BLK WP HR S P ERA WHIP	IP WLS BF H R ER SO BB IBB HBP BLK WP HR S P ERA WHIP	IP WLS BF H R ER SO BB IBB HBP BLK WP HR S P ERA WHIP	IP WLS BF H R ER SO BB IBB HBP BLK WP HR S P ERA WHIP	IP WLS BF H R ER SO BB IBB HBP BLK WP HR S P ERA WHIP	IP WLS BF H R ER SO BB IBB HBP BLK WP HR S P ERA WHIP	IP WLS BF H R ER SO BB IBB HBP BLK WP HR S P ERA WHIP	IP WLS BF H R ER SO BB IBB HBP BLK WP HR S P ERA WHIP	IP WLS BF H R ER SO BB IBB HBP BLK WP HR S P ERA WHIP	IP WLS BF H R ER SO BB IBB HBP BLK WP HR S P ERA WHIP	IP WLS BF H R ER SO BB IBB HBP BLK WP HR S P ERA WHIP		
40 Bartolo Colon, R ERA: 4.5	6.0 W 26 8 3 3 4 0 0 0 0 0 0 0 34 34 4.50 1.333	6.0 W 26 8 3 3 4 0 0 0 0 0 0 0 34 34 4.50 1.333	6.0 W 26 8 3 3 4 0 0 0 0 0 0 0 34 34 4.50 1.333	6.0 W 26 8 3 3 4 0 0 0 0 0 0 0 34 34 4.50 1.333	6.0 W 26 8 3 3 4 0 0 0 0 0 0 0 34 34 4.50 1.333	6.0 W 26 8 3 3 4 0 0 0 0 0 0 0 34 34 4.50 1.333	6.0 W 26 8 3 3 4 0 0 0 0 0 0 0 34 34 4.50 1.333	6.0 W 26 8 3 3 4 0 0 0 0 0 0 0 34 34 4.50 1.333	6.0 W 26 8 3 3 4 0 0 0 0 0 0 0 34 34 4.50 1.333	6.0 W 26 8 3 3 4 0 0 0 0 0 0 0 34 34 4.50 1.333	6.0 W 26 8 3 3 4 0 0 0 0 0 0 0 34 34 4.50 1.333	6.0 W 26 8 3 3 4 0 0 0 0 0 0 0 34 34 4.50 1.333	6.0 W 26 8 3 3 4 0 0 0 0 0 0 0 34 34 4.50 1.333	6.0 W 26 8 3 3 4 0 0 0 0 0 0 0 34 34 4.50 1.333	6.0 W 26 8 3 3 4 0 0 0 0 0 0 0 34 34 4.50 1.333	6.0 W 26 8 3 3 4 0 0 0 0 0 0 0 34 34 4.50 1.333	6.0 W 26 8 3 3 4 0 0 0 0 0 0 0 34 34 4.50 1.333	6.0 W 26 8 3 3 4 0 0 0 0 0 0 0 34 34 4.50 1.333	6.0 W 26 8 3 3 4 0 0 0 0 0 0 0 34 34 4.50 1.333	6.0 W 26 8 3 3 4 0 0 0 0 0 0 0 34 34 4.50 1.333	6.0 W 26 8 3 3 4 0 0 0 0 0 0 0 34 34 4.50 1.333	6.0 W 26 8 3 3 4 0 0 0 0 0 0 0 34 34 4.50 1.333	6.0 W 26 8 3 3 4 0 0 0 0 0 0 0 34 34 4.50 1.333	6.0 W 26 8 3 3 4 0 0 0 0 0 0 0 34 34 4.50 1.333		
J.C. Romero, L ERA:	1.1 H 6 2 1 0 1 0 0 0 0 0 1 0 8 9 0.00 1.500	1.1 H 6 2 1 0 1 0 0 0 0 0 0 1 0 8 9 0.00 1.500	1.1 H 6 2 1 0 1 0 0 0 0 0 0 1 0 8 9 0.00 1.500	1.1 H 6 2 1 0 1 0 0 0 0 0 0 1 0 8 9 0.00 1.500	1.1 H 6 2 1 0 1 0 0 0 0 0 0 1 0 8 9 0.00 1.500	1.1 H 6 2 1 0 1 0 0 0 0 0 0 1 0 8 9 0.00 1.500	1.1 H 6 2 1 0 1 0 0 0 0 0 0 1 0 8 9 0.00 1.500	1.1 H 6 2 1 0 1 0 0 0 0 0 0 1 0 8 9 0.00 1.500	1.1 H 6 2 1 0 1 0 0 0 0 0 0 1 0 8 9 0.00 1.500	1.1 H 6 2 1 0 1 0 0 0 0 0 0 1 0 8 9 0.00 1.500	1.1 H 6 2 1 0 1 0 0 0 0 0 0 1 0 8 9 0.00 1.500	1.1 H 6 2 1 0 1 0 0 0 0 0 0 1 0 8 9 0.00 1.500	1.1 H 6 2 1 0 1 0 0 0 0 0 0 1 0 8 9 0.00 1.500	1.1 H 6 2 1 0 1 0 0 0 0 0 0 1 0 8 9 0.00 1.500	1.1 H 6 2 1 0 1 0 0 0 0 0 0 1 0 8 9 0.00 1.500	1.1 H 6 2 1 0 1 0 0 0 0 0 0 1 0 8 9 0.00 1.500	1.1 H 6 2 1 0 1 0 0 0 0 0 0 1 0 8 9 0.00 1.500	1.1 H 6 2 1 0 1 0 0 0 0 0 0 1 0 8 9 0.00 1.500	1.1 H 6 2 1 0 1 0 0 0 0 0 0 1 0 8 9 0.00 1.500	1.1 H 6 2 1 0 1 0 0 0 0 0 0 1 0 8 9 0.00 1.500	1.1 H 6 2 1 0 1 0 0 0 0 0 0 1 0 8 9 0.00 1.500	1.1 H 6 2 1 0 1 0 0 0 0 0 0 1 0 8 9 0.00 1.500	1.1 H 6 2 1 0 1 0 0 0 0 0 0 1 0 8 9 0.00 1.500	1.1 H 6 2 1 0 1 0 0 0 0 0 0 1 0 8 9 0.00 1.500	1.1 H 6 2 1 0 1 0 0 0 0 0 0 1 0 8 9 0.00 1.500	
49 Chris Bootcheck, R ERA: 0.71	0.2 3 1 0 0 2 0 0 0 0 0 1 0 7 7 0.00 1.500	0.2 3 1 0 0 2 0 0 0 0 0 1 0 7 7 0.00 1.500	0.2 3 1 0 0 2 0 0 0 0 0 1 0 7 7 0.00 1.500	0.2 3 1 0 0 2 0 0 0 0 0 1 0 7 7 0.00 1.500	0.2 3 1 0 0 2 0 0 0 0 0 1 0 7 7 0.00 1.500	0.2 3 1 0 0 2 0 0 0 0 0 1 0 7 7 0.00 1.500	0.2 3 1 0 0 2 0 0 0 0 0 1 0 7 7 0.00 1.500	0.2 3 1 0 0 2 0 0 0 0 0 1 0 7 7 0.00 1.500	0.2 3 1 0 0 2 0 0 0 0 0 1 0 7 7 0.00 1.500	0.2 3 1 0 0 2 0 0 0 0 0 1 0 7 7 0.00 1.500	0.2 3 1 0 0 2 0 0 0 0 0 1 0 7 7 0.00 1.500	0.2 3 1 0 0 2 0 0 0 0 0 1 0 7 7 0.00 1.500	0.2 3 1 0 0 2 0 0 0 0 0 1 0 7 7 0.00 1.500	0.2 3 1 0 0 2 0 0 0 0 0 1 0 7 7 0.00 1.500	0.2 3 1 0 0 2 0 0 0 0 0 1 0 7 7 0.00 1.500	0.2 3 1 0 0 2 0 0 0 0 0 1 0 7 7 0.00 1.500	0.2 3 1 0 0 2 0 0 0 0 0 1 0 7 7 0.00 1.500	0.2 3 1 0 0 2 0 0 0 0 0 1 0 7 7 0.00 1.500	0.2 3 1 0 0 2 0 0 0 0 0 1 0 7 7 0.00 1.500	0.2 3 1 0 0 2 0 0 0 0 0 1 0 7 7 0.00 1.500	0.2 3 1 0 0 2 0 0 0 0 0 1 0 7 7 0.00 1.500	0.2 3 1 0 0 2 0 0 0 0 0 1 0 7 7 0.00 1.500	0.2 3 1 0 0 2 0 0 0 0 0 1 0 7 7 0.00 1.500	0.2 3 1 0 0 2 0 0 0 0 0 1 0 7 7 0.00 1.500	0.2 3 1 0 0 2 0 0 0 0 0 1 0 7 7 0.00 1.500	
62 Scot Shields, R ERA: 11.57	1.0 3 0 0 0 2 0 0 0 0 0 0 0 3 3 0.00 0.000	1.0 3 0 0 0 2 0 0 0 0 0 0 0 3 3 0.00 0.000	1.0 3 0 0 0 2 0 0 0 0 0 0 0 3 3 0.00 0.000	1.0 3 0 0 0 2 0 0 0 0 0 0 0 3 3 0.00 0.000	1.0 3 0 0 0 2 0 0 0 0 0 0 0 3 3 0.00 0.000	1.0 3 0 0 0 2 0 0 0 0 0 0 0 3 3 0.00 0.000	1.0 3 0 0 0 2 0 0 0 0 0 0 0 3 3 0.00 0.000	1.0 3 0 0 0 2 0 0 0 0 0 0 0 3 3 0.00 0.000	1.0 3 0 0 0 2 0 0 0 0 0 0 0 3 3 0.00 0.000	1.0 3 0 0 0 2 0 0 0 0 0 0 0 3 3 0.00 0.000	1.0 3 0 0 0 2 0 0 0 0 0 0 0 3 3 0.00 0.000	1.0 3 0 0 0 2 0 0 0 0 0 0 0 3 3 0.00 0.000	1.0 3 0 0 0 2 0 0 0 0 0 0 0 3 3 0.00 0.000	1.0 3 0 0 0 2 0 0 0 0 0 0 0 3 3 0.00 0.000	1.0 3 0 0 0 2 0 0 0 0 0 0 0 3 3 0.00 0.000	1.0 3 0 0 0 2 0 0 0 0 0 0 0 3 3 0.00 0.000	1.0 3 0 0 0 2 0 0 0 0 0 0 0 3 3 0.00 0.000	1.0 3 0 0 0 2 0 0 0 0 0 0 0 3 3 0.00 0.000	1.0 3 0 0 0 2 0 0 0 0 0 0 0 3 3 0.00 0.000	1.0 3 0 0 0 2 0 0 0 0 0 0 0 3 3 0.00 0.000	1.0 3 0 0 0 2 0 0 0 0 0 0 0 3 3 0.00 0.000	1.0 3 0 0 0 2 0 0 0 0 0 0 0 3 3 0.00 0.000	1.0 3 0 0 0 2 0 0 0 0 0 0 0 3 3 0.00 0.000	1.0 3 0 0 0 2 0 0 0 0 0 0 0 3 3 0.00 0.000	1.0 3 0 0 0 2 0 0 0 0 0 0 0 3 3 0.00 0.000	1.0 3 0 0 0 2 0 0 0 0 0 0 0 3 3 0.00 0.000

**Chicago Cubs @ Los Angeles Angels**  
 Tempe Diablo Stadium, Tempe, AZ  
 Wed Mar 29 2006, 2:05 PM EST  
 Att: 7,996 - Partly Cloudy - 74 F

AB 38  
 R 4  
 H 11  
 RBI 3  
 BB 0  
 SO 7  
 LOB 16



Batter	1	2	3	4	5	6	7	8	9	AB	R	H	RBI	BB	SO	LOB	BOTTOM	
Darin Erstad, L OBP: 0.413, SLG: 0.425										1	1	1	0	2	0	0	<b>Chicago Cubs @ Los Angeles Angels</b> Tempe Diablo Stadium, Tempe, AZ Wed Mar 29 2006, 2:05 PM EST Att: 7,996 - Partly Cloudy - 74 F	
58 Brian Specht, S OBP: 0.296, SLG: 0.375										1	0	0	0	0	0	0		
Edgardo Alfonzo, R OBP: 0.261, SLG: 0.286										4	0	2	1	0	1	1		
Baltazar Lopez, L										0	0	0	0	0	0	0		
16 Garret Anderson, L OBP: 0.266, SLG: 0.789										2	0	0	1	0	0	3		
Sean Rodriguez, R OBP: 1.000, SLG: 3.000										1	1	1	0	0	0	0		
Tim Salmon, R OBP: 0.386, SLG: 0.551										3	1	1	1	0	1	2		
5 Jeff Mathis, R OBP: 0.417, SLG: 0.567										2	0	0	0	0	1	0		
Mike Napoli, R OBP: 0.400, SLG: 0.667										2	2	2	1	0	0	0		
8 Dallas McPherson, L OBP: 0.262, SLG: 0.359										4	1	1	2	0	1	0		
22 Kendrys Morales, S OBP: 0.359, SLG: 1.617										3	0	0	0	0	2	1		
Darrell Sales, R OBP: 0.333, SLG: 1.333										1	0	0	0	0	1	0		
19 Curtis Pride, L OBP: 0.293, SLG: 0.324										3	0	0	0	0	1	1		
Ryan Mount, L OBP: 0.333, SLG: 0.600										1	0	0	0	0	0	0		
3 Brandon Wood, R OBP: 0.333, SLG: 0.600										4	2	2	2	0	2	0		
<b>Inning Stats</b>	R: 0 E: 0 K: 2 S: 7	H: 0 LOB: 1 BB: 1 P: 11	R: 0 E: 0 K: 1 S: 5	H: 0 LOB: 0 BB: 0 P: 5	R: 2 E: 0 K: 0 S: 6	H: 3 LOB: 1 BB: 0 P: 6	R: 0 E: 0 K: 1 S: 5	H: 0 LOB: 0 BB: 0 P: 5	R: 0 E: 0 K: 2 S: 8	H: 1 LOB: 2 BB: 1 P: 12	R: 4 E: 0 K: 1 S: 10	H: 4 LOB: 4 BB: 0 P: 10	R: 2 E: 0 K: 1 S: 7	H: 2 LOB: 0 BB: 0 P: 7	R: 0 E: 0 K: 2 S: 7	H: 0 LOB: 0 BB: 0 P: 7	R: 0 E: 0 K: 0 S: 3	H: 0 



Batter	1	2	3	4	5	6	7	8	9	AB	R	H	RBI	BB	SO	LOB	TOP									
<b>Craig Counsell, L</b> (1, 6) OBP: 0.276, SLG: 0.345	G3		K		K		K		K	3	0	0	0	0	2	0	<b>Arizona Diamondbacks @ Chicago Cubs</b> Hohokam Park, Mesa, AZ Thu Mar 30 2006, 2:05 PM EST Att: 12,879 - Sunny - 68 F									
<b>11 Jerry Gil, R</b> (6, 6) OBP: 0.440, SLG: 0.766										2	0	0	0	0	2	1										
<b>1 Orlando Hudson, S</b> (1, 4) OBP: 0.500, SLG: 0.694										2	0	1	0	1	1	0										
<b>Andy Green, R</b> (6, 4) OBP: 0.492, SLG: 0.604										1	0	1	0	1	0	0										
<b>Luis Gonzalez, L</b> (1, 7) OBP: 0.532, SLG: 0.532										1	0	0	0	2	0	1										
<b>Steve Garabrants, R</b> (6, PR) OBP: 0.750, SLG: 0.500										0	1	0	0	2	0	0										
<b>Tony Clark, S</b> (1, 3) OBP: 0.367, SLG: 0.614										1	1	0	0	2	0	2										
<b>Koyie Hill, S</b> (6, 2) OBP: 0.515, SLG: 0.536										1	0	0	1	0	0	2										
<b>Shawn Green, L</b> (1, 9) OBP: 0.246, SLG: 0.345										2	0	1	0	1	0	0										
<b>67 Brian Barden, R</b> (6, 5) OBP: 0.360, SLG: 0.435										1	0	0	0	0	1	2										
<b>55 Casey Daigle, R</b> (7, 1) OBP: 0.429, SLG: 0.604										0	0	0	0	0	0	0										
<b>Matt Erickson, L</b> (9, PH) OBP: 0.429, SLG: 0.400										1	0	0	0	0	0	2										
<b>Johnny Estrada, S</b> (1, 2) OBP: 0.500, SLG: 0.636										3	1	2	1	0	0	3										
<b>Chris Carter, L</b> (6, 3) OBP: 0.452, SLG: 0.867										1	0	0	0	0	0	0										
<b>22 Eric Byrnes, R</b> (1, 8) OBP: 0.350, SLG: 0.623										4	0	1	2	0	1	3										
<b>61 Marland Williams, R</b> (8, 8) OBP: 0.440, SLG: 0.564										0	0	0	0	0	0	0										
<b>Damon Easley, R</b> (1, 5) OBP: 0.415, SLG: 0.324										3	0	0	0	0	0	5										
<b>Greg Aquino, R</b> (6, 1) OBP: 0.415, SLG: 0.324										0	0	0	0	0	0	0										
<b>16 Kenny Perez, S</b> (7, 5) OBP: 0.415, SLG: 0.324										1	0	0	0	0	0	0										
<b>Orlando Hernandez, R</b> (1, 1) OBP: 0.400, SLG: 0.250										1	0	0	0	0	0	0										
<b>Jereme Milons, R</b> (5, PH) OBP: 0.400, SLG: 0.250										1	0	0	0	0	0	0										
<b>Luis Vizcaino, R</b> (5, 1) OBP: 0.400, SLG: 0.250										0	0	0	0	0	0	0										
<b>7 Carlos Quentin, R</b> (6, PH) OBP: 0.435, SLG: 0.564										1	1	0	0	0	1	2										
<b>Inning Stats</b>	R: 0 E: 0 K: 0 S: 2	H: 0 LOB: 0 BB: 1 P: 6	R: 0 E: 0 K: 0 S: 3	H: 1 LOB: 2 BB: 2 P: 11	R: 0 E: 0 K: 1 S: 6	H: 1 LOB: 2 BB: 1 P: 10	R: 1 E: 0 K: 0 S: 4	H: 1 LOB: 0 BB: 0 P: 4	R: 0 E: 0 K: 2 S: 7	H: 0 LOB: 0 BB: 0 P: 7	R: 2 E: 0 K: 1 S: 7	H: 2 LOB: 2 BB: 2 P: 15	R: 0 E: 0 K: 1 S: 5	H: 0 LOB: 0 BB: 0 P: 5	R: 0 E: 0 K: 1 S: 5	H: 0 LOB: 0 BB: 0 P: 5	R: 1 E: 0 K: 1 S: 7	H: 1 LOB: 2 BB: 1 P: 12	1B: 4 2B: 2 3B: 0 HR: 1	SF: 1 SAC: 0 DP: 2 HBP: 1	WP: 0 PB: 0 SB: 0 CS: 0	PA: 41				
<b>PITCHER</b>	IP	WLS	BF	H	R	ER	SO	BB	IBB	HBP	BLK	WP	HR	S	P	ERA	WHIP									
<b>Jerome Williams, R</b> (1, 1) ERA: 6.85	5.0	W	20	3	1	1	3	4	0	0	0	0	0	1	22	38	1.80	1.400								
<b>53 Rich Hill, L</b> (6, 1) ERA: 7.2	2.0		12	2	2	2	3	4	0	0	0	0	0	14	30	9.00	3.000									
<b>47 Scott Eyre, L</b> (8, 1) ERA:	0.1	H	1	0	0	0	0	0	0	0	0	0	0	1	1	0.00	0.000									
<b>44 Roberto Novoa, R</b> (8, 1) ERA: 2.08	0.2	H	2	0	0	0	1	0	0	0	0	0	0	4	4	0.00	0.000									
<b>Bob Howry, R</b> (9, 1) ERA: 2.77	1.0		6	1	1	1	1	1	0	1	0	0	0	7	12	9.00	2.000									

Batter	1	2	3	4	5	6	7	8	9	AB	R	H	RBI	BB	SO	LOB	BOTTOM								
<b>Juan Pierre, L</b> (1, 8) OBP: 0.246, SLG: 0.303	G6-3									3	0	0	0	1	1	1	<b>Arizona Diamondbacks @ Chicago Cubs</b> Hohokam Park, Mesa, AZ Thu Mar 30 2006, 2:05 PM EST Att: 12,879 - Sunny - 68 F								
<b>53 Rich Hill, L</b> (6, 1) OBP: 1.000, SLG: 1.000										0	0	0	0	0	0	0									
<b>Ryan Theriot, R</b> (7, PH) OBP: 0.400, SLG: 0.240										1	0	0	0	0	0	2									
<b>Todd Walker, L</b> (1, 4) OBP: 0.339, SLG: 0.447										2	2	0	0	1	0	1									
<b>Jerry Hairston, R</b> (5, PH) OBP: 0.407, SLG: 0.373										2	0	2	0	0	0	0									
<b>25 Derek Lee, R</b> (1, 3) OBP: 0.350, SLG: 0.389										4	1	3	0	0	1	0									
<b>47 Scott Eyre, L</b> (8, 1) OBP: 0.415, SLG: 0.324										0	0	0	0	0	0	0									
<b>44 Roberto Novoa, R</b> (8, 1) OBP: 0.415, SLG: 0.324										0	0	0	0	0	0	0									
<b>88 Casey Kopitzke, R</b> (6, PH) OBP: 0.400, SLG: 0.429										1	0	0	0	0	0	1									
<b>Bob Howry, L</b> (9, 1) OBP: 0.415, SLG: 0.324										0	0	0	0	0	0	0									
<b>16 Aramis Ramirez, R</b> (1, 5) OBP: 0.544, SLG: 0.904										3	1	1	3	0	2	4									
<b>John Mabry, L</b> (6, 5) OBP: 0.429, SLG: 0.556										2	1	2	0	0	0	0									
<b>Michael Barrett, R</b> (1, 2) OBP: 0.448, SLG: 0.731										3	0	1	1	0	0	0									
<b>29 Angel Pagán, S</b> (6, 8) OBP: 0.444, SLG: 0.897										2	0	1	0	0	0	1									
<b>Jacque Jones, L</b> (1, 9) OBP: 0.382, SLG: 0.463										3	2	2	1	0	0	2									
<b>24 Henry Blanco, R</b> (6, 2) OBP: 0.148, SLG: 0.192										2	0	1	1	0	0	0									
<b>19 Matt Murton, R</b> (1, 7) OBP: 0.494, SLG: 0.551										2	0	2	1	1	0	0									
<b>28 Michael Restovich, R</b> (6, 9) OBP: 0.241, SLG: 0.353										2	0	1	0	0	0	2									
<b>5 Ronny Cedeno, R</b> (1, 6) OBP: 0.259, SLG: 0.333										3	0	0	0	0	2	3									
<b>27 Buck Coats, L</b> (6, 7) OBP: 0.400, SLG: 0.611										1	0	0	0	0	0	1									
<b>Jerome Williams, R</b> (1, 1) OBP: 0.293, SLG: 0.509										1	0	0	0	1	0	1									
<b>Neifi Perez, S</b> (5, PH) OBP: 0.293, SLG: 0.509										2	0	0	0	0	0	3									
<b>Inning Stats</b>	R: 4 E: 0 K: 0 S: 7	H: 4 LOB: 1 BB: 1 P: 11	R: 0 E: 0 K: 2 S: 8	H: 1 LOB: 2 BB: 1 P: 12	R: 1 E: 0 K: 1 S: 8	H: 2 LOB: 1 BB: 0 P: 8	R: 1 E: 1 K: 1 S: 8	H: 2 LOB: 2 BB: 0 P: 8	R: 0 E: 0 K: 1 S: 5	H: 1 LOB: 0 BB: 0 P: 5	R: 0 E: 0 K: 0 S: 5	H: 1 LOB: 2 BB: 0 P: 5	R: 0 E: 0 K: 0 S: 6	H: 4 LOB: 2 BB: 0 P: 6	R: 1 E: 0 K: 0 S: 6	H: 4 LOB: 2 BB: 0 P: 6	1B: 13 2B: 1 3B: 0 HR: 2	SF: 0 SAC: 0 DP: 2 HBP: 0	WP: 0 PB: 0 SB: 1 CS: 0	PA: 43					
<b>PITCHER</b>	IP	WLS	BF	H	R	ER	SO	BB	IBB	HBP	BLK	WP	HR	S	P	ERA	WHIP								
<b>Orlando Hernandez, R</b> (1, 1) ERA: 6.3	4.0	L	24	9	6	5	4	2	0	0	1	0	0	5	13	11.25	2.750								
<b>Luis Vizcaino, R</b> (5, 1) ERA: 3.38	1.0		5	1	0	0	1	2	0	0	0	0	0	5	13	0.00	3.000								
<b>Greg Aquino, R</b> (6, 1) ERA: 1.0	1.0		3	1	0	0	1	0	0	0	0	0	0	5	5	0.00	1.000								
<b>55 Casey Daigle, R</b> (7, 1) ERA: 2.7	2.0		11	5	1	1	0	0	0	0	0	0	0	11	11	4.50	2.500								









Batter	1	2	3	4	5	6	7	8	9	10	AB	R	H	RBI	BB	SO	LOB	TOP		
Dave Roberts, L OBP: 0.386, SLG: 0.417 Ben Johnson, R OBP: 0.349, SLG: 0.464	(1, 8) 4-2 BB (3, 8) 24 G1-3		(1, 1) 2-2 L5-3		(1, 1) 0-0 FC9-6 1B		(1, 1) 4-1 FC3-6 BB		(1, 2) 1-2 E9 1B CS		1 0 0 0 1 0 1 2 0 1 0 1 0 1									
3 Khalil Greene, R OBP: 0.239, SLG: 0.433 Geoff Blum, S OBP: 0.373, SLG: 0.545	(1, 6) 1-0 L8 (5, 6)			(1, 2) 1-2 G6-3 SAFE	(1, 2) 0-2 FC9-6 24 2B SF9		(1, 2) 2-3 K		(1, 2) 0-0 SF7		3 1 0 0 0 0 2 1 0 0 1 0 1 2									
24 Brian Giles, L OBP: 0.408, SLG: 0.538 Eric Young Sr., R OBP: 0.400, SLG: 0.441	(1, 9) 2-0 G1-3 (5, 7)			(1, 2) 3-2 2B 1B	(1, 1) 1-1 2B		(1, 2) 2-1 SF9		(1, 2) 3-H 2-2 CS 1B		3 1 2 0 0 0 1 1 0 1 1 0 0 0									
Mike Piazza, R OBP: 0.327, SLG: 0.511 78 Eric Junge, R OBP: 0.438, SLG: 0.750 Doug Mirabeli, R OBP: 0.438, SLG: 0.750 Brian Sweeney, R OBP: 0.438, SLG: 0.750	(1, 2) 2-3 K (7, 1) 1-2			(1, 2) 3-3 K 1-2	(1, 2) 2-2 SF9		(1, 2) 3-H 1-0 FC3-6 1-2		(1, 2) 3-3 K 1-2		3 0 0 1 0 2 3 0 0 0 0 0 0 0 1 0 0 0 0 1 2 0 0 0 0 0 0 0									
Adrián González, L OBP: 0.420, SLG: 0.722 75 Eric Valent, L OBP: 0.410, SLG: 0.452	(1, 3) 0-1 G4-3 (8, 3)			(1, 1) 0-1 1B 2B	(1, 1) 3-H F7					(1, 3) 1-3 K		4 1 1 1 0 1 1 1 0 0 0 0 1 0								
Mark Bellhorn, S OBP: 0.311, SLG: 0.574	(1, 5) 0-0 G4-3 (6, 4)			(1, 1) 2-H 1B 8 BB		(1, 2) 2-2 G5-3				(1, 3) 1-3 K		5 0 2 1 0 1 0								
Josh Barfield, R OBP: 0.444, SLG: 0.750 Chan Ho Park, R OBP: 0.286, SLG: 0.333 Ben Reisinger, R OBP: 0.286, SLG: 0.333	(1, 4) 0-1 G5-3 (6, 1)			(1, 2) 1-2 1B 8 BB		(1, 2) 1-1 G5-3				(1, 2) 2-3 2B		3 0 2 0 0 0 0 0 0 0 0 0 0 0						AB 36 R 5 H 11 RBI 5 BB 5 SO 12 LOB 21		
8 Termel Sledge, L OBP: 0.351, SLG: 0.387	(1, 7) 4-2 BB (5, 9)			(1, 2) 1-2 2B BB		(1, 2) 2-2 G3-6-3 1-2				(1, 3) 1-3 K		3 0 0 0 2 2 3								
45 Dewon Brazelton, R OBP: 0.400, SLG: 0.689	(1, 1) 2-3 K (6, 5)			(1, 1) 1-3 K						(1, 3) 3-2 SF9 3B		2 0 0 0 0 2 4 2 2 2 0 0 0 0								
<b>Inning Stats</b>	R: 0 E: 0 K: 1 S: 8	H: 0 LOB: 1 BB: 1 P: 17	R: 0 E: 0 K: 0 S: 5	H: 0 LOB: 0 BB: 0 P: 5	R: 0 E: 0 K: 1 S: 9	H: 0 LOB: 0 BB: 1 P: 17	R: 2 E: 0 K: 2 S: 20	H: 4 LOB: 3 BB: 1 P: 33	R: 1 E: 0 K: 0 S: 9	H: 2 LOB: 1 BB: 0 P: 14	R: 0 E: 0 K: 0 S: 9	H: 1 LOB: 1 BB: 0 P: 18	R: 1 E: 1 K: 3 S: 15	H: 2 LOB: 1 BB: 0 P: 24	R: 0 E: 0 K: 3 S: 14	H: 0 LOB: 1 BB: 1 P: 22	1B: 6 2B: 5 3B: 1 HR: 0	SF: 3 SAC: 0 DP: 2 HBP: 0	WP: 0 PA: 44 PB: 0 SB: 1 CS: 2	
<b>PITCHER</b>	IP WLS BF H R ER SO BB IBB HBP BLK WP HR S P ERA WHIP	IP WLS BF H R ER SO BB IBB HBP BLK WP HR S P ERA WHIP	IP WLS BF H R ER SO BB IBB HBP BLK WP HR S P ERA WHIP	IP WLS BF H R ER SO BB IBB HBP BLK WP HR S P ERA WHIP	IP WLS BF H R ER SO BB IBB HBP BLK WP HR S P ERA WHIP	IP WLS BF H R ER SO BB IBB HBP BLK WP HR S P ERA WHIP	IP WLS BF H R ER SO BB IBB HBP BLK WP HR S P ERA WHIP	IP WLS BF H R ER SO BB IBB HBP BLK WP HR S P ERA WHIP	IP WLS BF H R ER SO BB IBB HBP BLK WP HR S P ERA WHIP	IP WLS BF H R ER SO BB IBB HBP BLK WP HR S P ERA WHIP	IP WLS BF H R ER SO BB IBB HBP BLK WP HR S P ERA WHIP	IP WLS BF H R ER SO BB IBB HBP BLK WP HR S P ERA WHIP	IP WLS BF H R ER SO BB IBB HBP BLK WP HR S P ERA WHIP	IP WLS BF H R ER SO BB IBB HBP BLK WP HR S P ERA WHIP	IP WLS BF H R ER SO BB IBB HBP BLK WP HR S P ERA WHIP	IP WLS BF H R ER SO BB IBB HBP BLK WP HR S P ERA WHIP	IP WLS BF H R ER SO BB IBB HBP BLK WP HR S P ERA WHIP	IP WLS BF H R ER SO BB IBB HBP BLK WP HR S P ERA WHIP	IP WLS BF H R ER SO BB IBB HBP BLK WP HR S P ERA WHIP	
Greg Maddux, R ERA: 3.27 Glendon Rusch, L ERA: 5.99 Bob Howry, R ERA: 3.86 43 Michael Wuerztz, R ERA: 16.2 47 Scott Eyre, L ERA:	(1, 1) 2.0 (3, 1) 1.0 (4, 1) 1.0 (5, 1) 0.2 (5, 1) 1.1	(1, 1) 1.1 (5, 8) 0.8 (8, 6) 0.2 (1, 3) 0.0 (8, 1) 0.0 (9, PH) 1.0 (10, 1) 1.0	(1, 1) 1.0 (5, 8) 0.8 (8, 6) 0.2 (1, 3) 0.0 (8, 1) 0.0 (9, PH) 1.0 (10, 1) 1.0	(1, 1) 1.0 (5, 8) 0.8 (8, 6) 0.2 (1, 3) 0.0 (8, 1) 0.0 (9, PH) 1.0 (10, 1) 1.0	(1, 1) 1.0 (5, 8) 0.8 (8, 6) 0.2 (1, 3) 0.0 (8, 1) 0.0 (9, PH) 1.0 (10, 1) 1.0	(1, 1) 1.0 (5, 8) 0.8 (8, 6) 0.2 (1, 3) 0.0 (8, 1) 0.0 (9, PH) 1.0 (10, 1) 1.0	(1, 1) 1.0 (5, 8) 0.8 (8, 6) 0.2 (1, 3) 0.0 (8, 1) 0.0 (9, PH) 1.0 (10, 1) 1.0	(1, 1) 1.0 (5, 8) 0.8 (8, 6) 0.2 (1, 3) 0.0 (8, 1) 0.0 (9, PH) 1.0 (10, 1) 1.0	(1, 1) 1.0 (5, 8) 0.8 (8, 6) 0.2 (1, 3) 0.0 (8, 1) 0.0 (9, PH) 1.0 (10, 1) 1.0	(1, 1) 1.0 (5, 8) 0.8 (8, 6) 0.2 (1, 3) 0.0 (8, 1) 0.0 (9, PH) 1.0 (10, 1) 1.0	(1, 1) 1.0 (5, 8) 0.8 (8, 6) 0.2 (1, 3) 0.0 (8, 1) 0.0 (9, PH) 1.0 (10, 1) 1.0	(1, 1) 1.0 (5, 8) 0.8 (8, 6) 0.2 (1, 3) 0.0 (8, 1) 0.0 (9, PH) 1.0 (10, 1) 1.0	(1, 1) 1.0 (5, 8) 0.8 (8, 6) 0.2 (1, 3) 0.0 (8, 1) 0.0 (9, PH) 1.0 (10, 1) 1.0	(1, 1) 1.0 (5, 8) 0.8 (8, 6) 0.2 (1, 3) 0.0 (8, 1) 0.0 (9, PH) 1.0 (10, 1) 1.0	(1, 1) 1.0 (5, 8) 0.8 (8, 6) 0.2 (1, 3) 0.0 (8, 1) 0.0 (9, PH) 1.0 (10, 1) 1.0	(1, 1) 1.0 (5, 8) 0.8 (8, 6) 0.2 (1, 3) 0.0 (8, 1) 0.0 (9, PH) 1.0 (10, 1) 1.0	(1, 1) 1.0 (5, 8) 0.8 (8, 6) 0.2 (1, 3) 0.0 (8, 1) 0.0 (9, PH) 1.0 (10, 1) 1.0	(1, 1) 1.0 (5, 8) 0.8 (8, 6) 0.2 (1, 3) 0.0 (8, 1) 0.0 (9, PH) 1.0 (10, 1) 1.0	(1, 1) 1.0 (5, 8) 0.8 (8, 6) 0.2 (1, 3) 0.0 (8, 1) 0.0 (9, PH) 1.0 (10, 1) 1.0	(1, 1) 1.0 (5, 8) 0.8 (8, 6) 0.2 (1, 3) 0.0 (8, 1) 0.0 (9, PH) 1.0 (10, 1) 1.0
Federico Baez, R ERA: 6.75 Clay Rapada, L ERA: David Aardsma, R ERA: 2.89 60 Bobby Brownlie, R ERA: 2.08	(7, 1) 1.0 (8, 1) 0.1 (8, 1) 1.2 (10, 1) 1.0	(7, 1) 1.0 (8, 1) 0.1 (8, 1) 1.2 (10, 1) 1.0	(7, 1) 1.0 (8, 1) 0.1 (8, 1) 1.2 (10, 1) 1.0	(7, 1) 1.0 (8, 1) 0.1 (8, 1) 1.2 (10, 1) 1.0	(7, 1) 1.0 (8, 1) 0.1 (8, 1) 1.2 (10, 1) 1.0	(7, 1) 1.0 (8, 1) 0.1 (8, 1) 1.2 (10, 1) 1.0	(7, 1) 1.0 (8, 1) 0.1 (8, 1) 1.2 (10, 1) 1.0	(7, 1) 1.0 (8, 1) 0.1 (8, 1) 1.2 (10, 1) 1.0	(7, 1) 1.0 (8, 1) 0.1 (8, 1) 1.2 (10, 1) 1.0	(7, 1) 1.0 (8, 1) 0.1 (8, 1) 1.2 (10, 1) 1.0	(7, 1) 1.0 (8, 1) 0.1 (8, 1) 1.2 (10, 1) 1.0	(7, 1) 1.0 (8, 1) 0.1 (8, 1) 1.2 (10, 1) 1.0	(7, 1) 1.0 (8, 1) 0.1 (8, 1) 1.2 (10, 1) 1.0	(7, 1) 1.0 (8, 1) 0.1 (8, 1) 1.2 (10, 1) 1.0	(7, 1) 1.0 (8, 1) 0.1 (8, 1) 1.2 (10, 1) 1.0	(7, 1) 1.0 (8, 1) 0.1 (8, 1) 1.2 (10, 1) 1.0	(7, 1) 1.0 (8, 1) 0.1 (8, 1) 1.2 (10, 1) 1.0	(7, 1) 1.0 (8, 1) 0.1 (8, 1) 1.2 (10, 1) 1.0	(7, 1) 1.0 (8, 1) 0.1 (8, 1) 1.2 (10, 1) 1.0	(7, 1) 1.0 (8, 1) 0.1 (8, 1) 1.2 (10, 1) 1.0

San Diego Padres @ Chicago Cubs  
Cashman Field, Las Vegas, NV  
Sat Apr 01 2006, 3:05 PM EST  
Alt. 11,427 - Sunny - 67 F

AB 36  
R 5  
H 11  
RBI 5  
BB 5  
SO 12  
LOB 21



Batter	1	2	3	4	5	6	7	8	9	10	AB	R	H	RBI	BB	SO	LOB	BOTTOM	
Juan Pierre, L OBP: 0.263, SLG: 0.306 29 Angel Pagan, S OBP: 0.417, SLG: 0.833	(1, 8) 1-0 G3 (5, 8)	(1, 1) 1-1 2B 1B	(1, 1) 1-0 G1-3			(1, 3) 1-3 K		(1, 3) 3-1 G4-3			3 1 1 0 0 0 1 2 0 0 0 0 1 1								
Todd Walker, L OBP: 0.365, SLG: 0.491 Neill Perez, S OBP: 0.300, SLG: 0.508 Carlos R Rojas, R OBP: 0.250, SLG: 0.250	(1, 4) 1-1 25 PB 16 FC5-2 2B (5, 6)	(1, 1) 2-1 2B 2B (8, 6)		(1, 1) 1-1 P4			(1, 2) 1-2 P3		(1, 2) 2-1 G5-3		3 1 2 1 0 0 0 1 0 0 0 0 0 0 1 0 0 0 0 0 0								
25 Derrek Lee, R OBP: 0.357, SLG: 0.333 Clay Rapada, R OBP: 0.357, SLG: 0.333 David Aardsma, R OBP: 1.000, SLG: 1.500 60 Bobby Brownlie, R OBP: 1.000, SLG: 1.500	(1, 3) 4-2 16 FC5-2 2B (8, 1)	(1, 3) 0-0 G6-3		(1, 2) 2-3 K			(1, 2) 2-2 F9		(1, 2) 3-2 G6-4-3 1B		3 1 0 0 1 1 1 0 0 0 0 0 0 0 0 0 0 0 0 0 0 1 0 1 0 0 0 0 0 0 0 0 0 0 0								
16 Aramis Ramirez, R OBP: 0.399, SLG: 0.519 43 Michael Wuerztz, R OBP: 0.399, SLG: 0.519 Federico Baez, R OBP: 0.399, SLG: 0.519 Ryan Theriot, R OBP: 0.399, SLG: 0.519	(1, 5) 0-0 FC5-2 E HBP 19 1B (5, 1) (5, 1) (7, 1) (8, 5)	(1, 1) 0-2 P4		(1, 2) 2-2 G4-3			(1, 2) 2-0 27 BB 1B		(1, 2) 0-2 G6-4-3 1B		3 1 0 0 0 0 3 0 0 0 0 0 0 0 0 0 0 0 0 0 0 2 0 1 0 0 0 1								
Jacque Jones, L OBP: 0.359, SLG: 0.458 27 Buck Coats, L OBP: 0.458, SLG: 0.667	(1, 9) 2-2 19 1B 5 BB (5, 9)	(1, 1) 1-0 2B		(1, 2) 2-1 G6-3			(1, 2) 4-0 24 FC5-4 BB			(1, 1) 0-1 24 SH1-4 2B 1B	1 1 1 1 0 0 0 2 1 1 0 1 0 0								
Michael Barrett, R OBP: 0.412, SLG: 0.645 24 Henry Blanco, R OBP: 0.129, SLG: 0.167	(1, 2) 0-1 E6 5 BB 19 1B (5, 2)	(1, 2) 2-0 L9		(1, 2) 2-0 G6-3			(1, 2) 2-2 FC5-4			(1, 2) 0-0 SH1-4 1-2	2 0 0 0 0 0 3 2 0 0 0 0 0 2								
19 Matt Murton, R OBP: 0.476, SLG: 0.564 28 Michael Restovich, R OBP: 0.293, SLG: 0.389	(1, 7) 0-2 5 BB 1B (7, 7)		(1, 2) 0-2 G4-3 5 BB 2B		(1, 1) 1-1 G6-3					(1, 1) 1-1 2B	3 0 2 1 0 0 0 2 0 1 1 0 0 0								
5 Ronny Cedeno, R OBP: 0.271, SLG: 0.327 Jerry Hairston, R OBP: 0.403, SLG: 0.370	(1, 6) 4-2 1B (5, 4)		(1, 2) 0-1 G4-3				(1, 2) 0-0 F9				1 0 0 1 1 0 1 2 0 1 0 0 0 0								
Greg Maddux, R ERA: 3.27 Glendon Rusch, L ERA: 5.99 Anthony Richie, R OBP: 0.399, SLG: 0.519 Bob Howry, L OBP: 0.399, SLG: 0.519 John Mabry, L OBP: 0.399, SLG: 0.519	(1, 1) 0-3 K (3, 1) 1-2 (3, PH) 2-3 (4, 1) 3-H (5, 5)		(1, 2) 2-0 FC5-2-5-1-6		(1, 2) 1-0 G4-3						1 0 0 0 0 1 3 0 0 0 0 0 0 0 1 0 0 0 0 0 1 0 0 0 0 0 0 0 2 0 0 0 0 1 1								
<b>Inning Stats</b>	R: 3 E: 1 K: 1 S: 19	H: 2 LOB: 3 BB: 2 P: 31	R: 2 E: 0 K: 0 S: 10	H: 3 LOB: 1 BB: 0 P: 16	R: 0 E: 0 K: 0 S: 7	H: 1 LOB: 1 BB: 0 P: 10	R: 0 E: 0 K: 1 S: 8	H: 0 LOB: 0 BB: 0 P: 13	R: 0 E: 0 K: 0 S: 5	H: 0 LOB: 0 BB: 0 P: 10	R: 0 E: 0 K: 1 S: 11	H: 1 LOB: 2 BB: 0 P: 22	R: 0 E: 0 K: 0 S: 8	H: 1 LOB: 0 BB: 0 P: 13	R: 1 E: 0 K: 0 S: 5	H: 2 LOB: 1 BB: 0 P: 6	1B: 6 2B: 5 3B: 0 HR: 0	SF: 0 SAC: 1 DP: 1 HBP: 1	WP: 0 PA: 43 PB: 1 SB: 1 CS: 0
<b>PITCHER</b>	IP WLS BF H R ER SO BB IBB HBP BLK WP HR S P ERA WHIP	IP WLS BF H R ER SO BB IBB HBP BLK WP HR S P ERA WHIP	IP WLS BF H R ER SO BB IBB HBP BLK WP HR S P ERA WHIP	IP WLS BF H R ER SO BB IBB HBP BLK WP HR S P ERA WHIP	IP WLS BF H R ER SO BB IBB HBP BLK WP HR S P ERA WHIP	IP WLS BF H R ER SO BB IBB HBP BLK WP HR S P ERA WHIP	IP WLS BF H R ER SO BB IBB HBP BLK WP HR S P ERA WHIP	IP WLS BF H R ER SO BB IBB HBP BLK WP HR S P ERA WHIP	IP WLS BF H R ER SO BB IBB HBP BLK WP HR S P ERA WHIP	IP WLS BF H R ER SO BB IBB HBP BLK WP HR S P ERA WHIP	IP WLS BF H R ER SO BB IBB HBP BLK WP HR S P ERA WHIP	IP WLS BF H R ER SO BB IBB HBP BLK WP HR S P ERA WHIP	IP WLS BF H R ER SO BB IBB HBP BLK WP HR S P ERA WHIP	IP WLS BF H R ER SO BB IBB HBP BLK WP HR S P ERA WHIP	IP WLS BF H R ER SO BB IBB HBP BLK WP HR S P ERA WHIP	IP WLS BF H R ER SO BB IBB HBP BLK WP HR S P ERA WHIP	IP WLS BF H R ER SO BB IBB HBP BLK WP HR S P ERA WHIP	IP WLS BF H R ER SO BB IBB HBP BLK WP HR S P ERA WHIP	IP WLS BF H R ER SO BB IBB HBP BLK WP HR S P ERA WHIP
45 Dewon Brazelton, R ERA: 1.77 Chan Ho Park, R ERA: 9.31 78 Eric Junge, R ERA: 5.0 Brian Sweeney, R ERA: 3.6	(1, 1) 5.0 (6, 1) 1.0 (7, 1) 2.0 (9, 1) 1.1	(1, 1) 5.0 (6, 1) 1.0 (7, 1) 2.0 (9, 1) 1.1	(1, 1) 5.0 (6, 1) 1.0 (7, 1) 2.0 (9, 1) 1.1	(1, 1) 5.0 (6, 1) 1.0 (7, 1) 2.0 (9, 1) 1.1	(1, 1) 5.														



Batter	1	2	3	4	5	6	7	8	9	AB	R	H	RBI	BB	SO	LOB	TOP	
Juan Pierre, L (1,8) OBP: 0.500, SLG: 0.833	1-1 2B 3B	1-2 F7			0-0 B5-3	1-2 25 2B 1B	2-2 P5		0-0 25 SF8 SH FC6-4 1B	6	3	3	1	0	0	0		
Todd Walker, L (1,4) OBP: 0.750, SLG: 1.250	0-2 16 1B SF	1-3 K			2-2 2B	1-2 25 2B 1B	0-1 25 BB		0-0 SH 25 SF8 FC6-4 2B	4	2	3	3	0	1	0		
Scott Williamson, R (6,1) ERA: 10.8										0	0	0	0	0	0	0		
Jerry Hairston, R (6,1) OBP: 1.000, SLG: 1.000										0	1	1	0	0	0	0		
47 Scott Eyre, L (6,1) ERA: 1.500										0	0	0	0	0	0	0		
John Mabry, L (8,PH) ERA: 1.000										1	0	0	0	0	0	1		
25 Derrek Lee, R (1,3) OBP: 0.667, SLG: 1.000	4-2 SF 19 HR BB		1-1 F8		4-0 BB	1-2 1B G6-4-3 2B	4-2 BB		1-0 SF8	2	2	1	2	3	0	0		
16 Aramis Ramirez, R (1,5) OBP: 0.500, SLG: 0.250	1-1 L5-4 SF 1B		2-0 G6-3		2-0 F9	4-0 G6-4-3 1B IBB	1-2 G1-4-3		1-2 FC6-4 IBB	4	0	1	0	2	0	4		
Jacque Jones, L (1,9) ERA: 10.8										2	1	0	1	0	1	2		
13 Will Ohman, L (5,1) ERA: 0.00										0	0	0	0	0	0	0		
Nefti Perez, S (6,PH) ERA: 9.0										3	1	1	2	0	0	2		
5 Ronny Cedeno, R (1,6) OBP: 0.250, SLG: 0.250										5	1	2	2	1	0	5		
Bob Howry, L (8,1) ERA: 1.000										0	0	0	0	0	0	0		
Freddie Bynum, L (9,7) ERA: 1.000										4	1	1	0	0	1	3		
38 Carlos Zambrano, S (1,1) ERA: 10.8										0	0	0	0	0	0	0		
29 Angel Pagán, S (5,9) ERA: 9.00										3	2	2	1	0	0	0		
Inning Stats	R: 5 E: 1 K: 0 S: 23	H: 4 LOB: 0 BB: 1 P: 32	R: 0 E: 0 K: 1 S: 9	H: 0 LOB: 0 BB: 0 P: 12	R: 0 E: 0 K: 1 S: 4	H: 1 LOB: 0 BB: 0 P: 8	R: 0 E: 0 K: 1 S: 10	H: 1 LOB: 2 BB: 1 P: 18	R: 0 E: 0 K: 0 S: 14	H: 1 LOB: 2 BB: 1 P: 22	R: 0 E: 0 K: 0 S: 7	H: 1 LOB: 1 BB: 0 P: 10	R: 4 E: 1 K: 0 S: 11	H: 3 LOB: 1 BB: 1 P: 20	1B: 11 2B: 6 3B: 1 HR: 1	SF: 2 SAC: 1 DP: 2 HBP: 0	WP: 0 PA: 52 PB: 0 SB: 0 CS: 0	
PITCHER	IP WLS BF H R ER SO BB IBB HBP BLK WP HR S P ERA WHIP	5.0 L 27 9 9 6 3 3 0 0 0 0 1 67 100 10.80 2.400	0.0 2 2 0 0 0 0 0 0 0 0 0 6 8 ∞ ∞	1.0 6 2 3 3 1 1 0 0 0 0 0 17 28 27.00 3.000	1.0 5 1 0 0 0 1 0 0 0 0 0 14 22 0.00 2.000	1.0 4 1 0 0 0 0 0 0 0 0 0 7 10 0.00 1.000												
39 Aaron Harang, R (1,1) ERA: 10.8																		
Chris Hammond, L (6,1) ERA: 9.0																		
Mike Burns, R (6,1) ERA: 9.0																		
31 Matt Belisle, R (7,1) ERA: 9.0																		
56 Todd Coffey, R (8,1) ERA: 1.000																		
PITCHER	IP WLS BF H R ER SO BB IBB HBP BLK WP HR S P ERA WHIP	1.0 8 3 4 1 0 0 0 0 0 0 0 11 20 9.00 3.000																
Rick White, R (9,1) ERA: 9.0																		

Chicago Cubs @ Cincinnati Reds  
Great American Ball Park, Cincinnati, OH  
Mon Apr 03 2006, 2:10 PM EDT  
Att: 42,591 - Overcast - 50 F

AB 42  
R 16  
H 18  
RBI 15  
BB 7  
SO 4  
LOB 20



Batter	1	2	3	4	5	6	7	8	9	AB	R	H	RBI	BB	SO	LOB	BOTTOM		
Tony Womack, L (1,4) OBP: 0.750, SLG: 1.000	4-1 BB SF8 1B	2-2 2B		2-2 G5-3		4-2 SF8 BB BB	1-1 SF7		0-0 FC6-4 1B	2	1	1	0	2	0	0			
Rich Aurilia, R (7,PH) OBP: 0.500, SLG: 1.000										1	0	1	1	0	0	0			
Felipe Lopez, S (1,6) OBP: 0.500, SLG: 0.250	2-2 SF8 BB 1B	2-1 G2-3		4-1 G3-5-3 BB		4-0 SF8 BB BB	1-1 K		2-1 FC6-4	4	0	1	0	2	1	5			
Ken Griffey Jr., L (1,8) OBP: 0.400, SLG: 0.333	4-1 SF8 BB		0-1 G4-3	2-1 G3-5-3		1-0 SF8		1-0 G4-3 PB 1B		3	0	1	1	1	0	1			
Adam Dunn, L (1,7) OBP: 0.400, SLG: 1.250	0-1 SF8		0-0 12 BB HR 1B		1-2 HR	1-2 K		1-1 G4-3		4	2	2	2	0	1	3			
12 Edwin Encarnación, R (1,5) ERA: 9.64			4-2 K	4-2 HR BB		2-2 G5-3	0-3 K		3-3 K	4	1	0	0	1	3	5			
Scott Hatteberg, L (1,3) OBP: 0.600, SLG: 1.333	4-2 BB		1-0 HR	2-3 K		2-3 K		0-0 G3-1		3	1	1	3	2	1	1			
Austin Kearns, R (1,9) OBP: 0.400, SLG: 0.600	3-2 F7		2-3 K		1-2 2B					5	1	2	0	0	1	3			
Javier Valentin, S (1,2) OBP: 0.200, SLG: 0.200		1-0 F8	1-0 1B		2-1 F9					5	0	1	0	0	1	3			
38 Carlos Zambrano, R (1,1) ERA: 9.64			1-3 K	1-3 K		3-2 BB SF8 2B	4-2 BB		4-2 1B	2	0	0	0	0	2	1			
13 Will Ohman, L (5,1) ERA: 0.00										0	0	0	0	0	0	0			
Scott Williamson, R (6,1) ERA: 1.500										0	0	0	0	0	0	0			
47 Scott Eyre, L (6,1) ERA: 1.500										0	0	0	0	0	0	0			
Bob Howry, R (8,1) ERA: 1.000										0	0	0	0	0	0	0			
Inning Stats	R: 1 E: 0 K: 1 S: 16	H: 1 LOB: 3 BB: 3 P: 34	R: 0 E: 0 K: 1 S: 10	H: 1 LOB: 0 BB: 0 P: 16	R: 3 E: 0 K: 2 S: 13	H: 3 LOB: 1 BB: 1 P: 22	R: 0 E: 0 K: 0 S: 7	H: 0 LOB: 0 BB: 1 P: 15	R: 1 E: 0 K: 2 S: 14	H: 2 LOB: 1 BB: 0 P: 22	R: 1 E: 0 K: 2 S: 14	H: 1 LOB: 2 BB: 2 P: 28	R: 0 E: 0 K: 1 S: 7	H: 1 LOB: 1 BB: 0 P: 12	R: 0 E: 0 K: 1 S: 10	H: 1 LOB: 2 BB: 1 P: 17	1B: 6 2B: 3 3B: 0 HR: 2	SF: 3 SAC: 0 DP: 1 HBP: 0	WP: 0 PA: 47 PB: 1 SB: 0 CS: 0
PITCHER	IP WLS BF H R ER SO BB IBB HBP BLK WP HR S P ERA WHIP	4.2 25 7 5 5 5 5 0 0 0 0 0 2 58 9.64 2.571	0.1 W 1 0 0 0 0 0 0 0 0 0 0 2 4 0.00 0.000	3 1 1 1 1 0 2 0 0 0 0 0 7 18 ∞ ∞	2.0 9 1 1 0 3 2 0 0 0 0 0 21 37 0.00 1.500	1.0 4 1 0 0 1 0 0 0 0 0 0 7 12 0.00 1.000													
46 Ryan Dempster, R (9,1) ERA: 9.64																			

Chicago Cubs @ Cincinnati Reds  
Great American Ball Park, Cincinnati, OH  
Mon Apr 03 2006, 2:10 PM EDT  
Att: 42,591 - Overcast - 50 F

AB 34  
R 7  
H 11  
RBI 7  
BB 10  
SO 10  
LOB 22










Batter	1	2	3	4	5	6	7	8	9	AB	R	H	RBI	BB	SO	LOB	TOP				
22 David Eckstein, R (1,6) OBP: 0.300, SLG: 0.235	F9		G4-3			43 S 1B		K		4	0	1	0	0	1	0					
43 Juan Encarnacion, R (1,9) OBP: 0.263, SLG: 0.222	G6-3				15 F7-3 1B	P6		G6-3		4	0	1	0	0	0	1					
5 Albert Pujols, R (1,3) OBP: 0.474, SLG: 1.000	F8			F7			P4		G5-3	4	0	0	0	0	0	1					
15 Jim Edmonds, L (1,8) OBP: 0.316, SLG: 0.438		G1-3		F7-3			HR		K	4	1	1	1	0	1	1					
27 Scott Rolen, R (1,5) OBP: 0.444, SLG: 0.625		G4-3			G4-6-3					1	0	1	0	2	0	0					
So Taguchi, R (1,7) OBP: 0.125, SLG: 0.250		G4-3			G4-6-3		P4			3	0	0	0	0	0	3					
Gary Bennett, R (1,2)					G6-3		F9			3	0	0	0	0	1	2					
Aaron Miles, S (1,4) OBP: 0.588, SLG: 0.786			P6			G6-3		K		3	0	0	0	0	1	0					
Jeff Suppan, R (1,1)			G6-3			F7		K		1	0	0	0	0	0	0					
53 John Rodriguez, L (6,PH)										1	0	0	0	0	0	0					
41 Braden Looper, R (6,1)										0	0	0	0	0	0	0					
26 Scott Spiezo, S (8,PH)										1	0	0	0	0	1	0					
50 Adam Wainwright, R (8,1)										0	0	0	0	0	0	0					
<b>Inning Stats</b>	R: 0 E: 0 K: 0 S: 5	H: 0 LOB: 0 BB: 0 P: 8	R: 0 E: 0 K: 1 S: 10	H: 1 LOB: 1 BB: 0 P: 17	R: 0 E: 0 K: 0 S: 7	H: 0 LOB: 0 BB: 0 P: 9	R: 0 E: 0 K: 0 S: 7	H: 1 LOB: 0 BB: 1 P: 11	R: 0 E: 0 K: 0 S: 4	H: 0 LOB: 0 BB: 1 P: 9	R: 0 E: 0 K: 0 S: 12	H: 1 LOB: 1 BB: 0 P: 20	R: 1 E: 0 K: 0 S: 11	H: 1 LOB: 1 BB: 1 P: 20	R: 0 E: 0 K: 3 S: 9	H: 0 LOB: 0 BB: 0 P: 11	R: 0 E: 0 K: 1 S: 8	H: 0 LOB: 0 BB: 0 P: 11	1B: 2 2B: 2 3B: 0 HR: 1	SF: 0 SAC: 0 DP: 2 HBP: 0	WP: 0 PA: 31 PB: 0 SB: 1 CS: 0
<b>PITCHER</b>	IP WLS BF H R ER SO BB IBB HBP BLK WP HR S P ERA WHIP																				
Greg Maddux, R (1,1) ERA: 1.42	6.1 W 23 4 1 1 1 2 0 0 0 0 0 1 52 87 1.42 0.947																				
Bob Howry, R (7,1) ERA:	1.2 5 0 0 0 3 0 0 0 0 0 0 0 13 18 0.00 0.000																				
46 Ryan Dempster, R (9,1) ERA:	1.0 3 0 0 0 1 0 0 0 0 0 0 0 8 11 0.00 0.000																				

St. Louis Cardinals @ Chicago Cubs  
Wrigley Field, Chicago, IL  
Fri Apr 07 2006, 1:20 PM CDT  
Att: 40,869 - Cloudy - 40 F

livebaseballscores.com

AB 29  
R 1  
H 4  
RBI 1  
BB 2  
SO 5  
LOB 8




Batter	1	2	3	4	5	6	7	8	9	AB	R	H	RBI	BB	SO	LOB	BOTTOM		
Juan Pierre, L (1,8) OBP: 0.357, SLG: 0.571	P5		G5-3	1B			G4-3			4	0	1	1	0	0	0			
Neftali Feliz, S (1,4) OBP: 0.571, SLG: 0.714	G4-3		16 FC6 25 BB 16 E	1B	25 G5-4-3 1B		2B			4	1	3	0	0	0	0			
25 Derrek Lee, R (1,3) OBP: 0.500, SLG: 1.111	HR		16 E 1B	BB	G5-4-3		G5-3			3	2	1	1	1	0	3			
16 Aramis Ramirez, R (1,5) OBP: 0.357, SLG: 0.500	G5-3		FC6 1B 2H			G4-6-3 1B		L7		4	0	1	0	0	0	2			
Jacque Jones, L (1,9)		P4		1B		K		E9		3	0	0	0	1	1	1			
Michael Barrett, R (1,2) OBP: 0.286, SLG: 0.385		G5-3		19 G6-4-3 1B		G4-6-3		G6-3		4	0	1	1	0	0	1			
19 Matt Murton, R (1,7) OBP: 0.357, SLG: 0.500			G6-4-3			G6-3		G6-3		3	1	0	0	1	0	3			
46 Ryan Dempster, R (9,1)		5 3B BB								0	0	0	0	0	0	0			
5 Ronny Cedeno, R (1,6) OBP: 0.500, SLG: 0.900					G4-3 1B		G5-3			3	1	2	1	0	0	0			
Greg Maddux, R (1,1)										3	0	0	0	0	1	2			
Bob Howry, L (7,1)										0	0	0	0	0	0	0			
29 Angel Pagán, S (9,7) OBP: 0.667, SLG: 0.667										0	0	0	0	0	0	0			
<b>Inning Stats</b>	R: 1 E: 0 K: 0 S: 9	H: 1 LOB: 0 BB: 0 P: 12	R: 1 E: 0 K: 1 S: 9	H: 1 LOB: 1 BB: 1 P: 17	R: 2 E: 1 K: 0 S: 10	H: 2 LOB: 2 BB: 2 P: 23	R: 1 E: 0 K: 0 S: 8	H: 3 LOB: 1 BB: 0 P: 12	R: 0 E: 0 K: 1 S: 8	H: 1 LOB: 0 BB: 0 P: 11	R: 0 E: 0 K: 0 S: 6	H: 0 LOB: 0 BB: 0 P: 10	R: 0 E: 0 K: 0 S: 9	H: 1 LOB: 1 BB: 0 P: 12	R: 0 E: 1 K: 0 S: 5	H: 0 LOB: 0 BB: 0 P: 10	1B: 5 2B: 2 3B: 1 HR: 1	SF: 0 SAC: 0 DP: 3 HBP: 0	WP: 0 PA: 34 PB: 0 SB: 0 CS: 0
<b>PITCHER</b>	IP WLS BF H R ER SO BB IBB HBP BLK WP HR S P ERA WHIP																		
Jeff Suppan, R (1,1) ERA: 7.2	5.0 L 24 8 5 4 2 2 1 0 0 0 0 0 1 44 75 7.20 2.000																		
41 Braden Looper, R (6,1)	2.0 7 1 0 0 0 0 0 0 0 0 0 0 15 22 0.00 0.500																		
50 Adam Wainwright, R (8,1) ERA:	1.0 3 0 0 0 0 0 0 0 0 0 0 0 5 10 0.00 0.000																		

St. Louis Cardinals @ Chicago Cubs  
Wrigley Field, Chicago, IL  
Fri Apr 07 2006, 1:20 PM CDT  
Att: 40,869 - Cloudy - 40 F

livebaseballscores.com

AB 31  
R 5  
H 9  
RBI 4  
BB 3  
SO 2  
LOB 12





Batter	1	2	3	4	5	6	7	8	9	AB	R	H	RBI	BB	SO	LOB	TOP					
22 David Eckstein, R OBP: 0.240, SLG: 0.182	G1-3		G5-3		G5-3		P4		FC5-4	5	0	0	0	0	0	1						
53 John Rodriguez, L So Taguchi, R	15 F8		5 FC6-4		K		P4		P4	3	0	2	0	0	1	0						
43 Juan Encarnacion, R	2B		1B		K		P4		P4	1	0	0	0	0	0	0						
5 Albert Pujols, R	BB		FC6-4		G6-3		K		K	3	0	0	0	1	1	1						
15 Jim Edmonds, L	F8				K		27 E		K	3	1	0	0	1	2	2						
27 Scott Rolen, R	L8				F9		E6		P3	4	1	0	0	0	0	2						
55 Skip Schumaker, L 48 Brad Thompson, R			4 CS		E6		4 1B		1B	3	0	2	0	1	0	0						
4 Yadier Molina, R	P3		1B		L7		1-2		K	4	0	1	1	0	1	3						
Aaron Miles, S	G4-3								G3	3	0	0	0	1	1	0						
29 Chris Carpenter, R Josh Hancock, R			G4-3							3	0	0	0	0	2	3						
34 Randy Flores, L 26 Scott Spiezio, S									22 FC5-4	0	0	0	0	0	0	0						
									BB	0	0	0	0	1	0	0						
<b>Inning Stats</b>	R: 0 E: 0 K: 0 S: 13	H: 1 LOB: 2 BB: 1 P: 20	R: 0 E: 0 K: 0 S: 4	H: 1 LOB: 0 BB: 0 P: 7	R: 0 E: 0 K: 0 S: 11	H: 1 LOB: 1 BB: 0 P: 17	R: 0 E: 1 K: 1 S: 8	H: 0 LOB: 1 BB: 0 P: 12	R: 0 E: 0 K: 2 S: 9	H: 0 LOB: 0 BB: 0 P: 13	R: 2 E: 0 K: 2 S: 20	H: 1 LOB: 3 BB: 3 P: 42	R: 0 E: 0 K: 1 S: 7	H: 0 LOB: 0 BB: 0 P: 10	R: 0 E: 0 K: 2 S: 17	H: 1 LOB: 1 BB: 1 P: 24	R: 0 E: 0 K: 0 S: 8	H: 0 LOB: 1 BB: 1 P: 14	1B: 4 2B: 1 3B: 0 HR: 0	SF: 0 SAC: 0 DP: 0 HBP: 0	WP: 0 PB: 0 SB: 1 CS: 1	PA: 38
<b>PITCHER</b>	IP	WLS	BF	H	R	ER	SO	BB	IBB	HBP	BLK	WP	HR	S	P	ERA	WHIP					
38 Carlos Zambrano, R ERA: 4.22	6.0		27	4	2	0	5	3	1	0	0	0	0	65	111	0.00	1.167					
Scott Williamson, R ERA: 3.86	1.0		3	0	0	0	1	0	0	0	0	0	0	7	10	0.00	0.000					
13 Will Ohman, L ERA:	0.1		1	0	0	0	1	0	0	0	0	0	0	4	6	0.00	0.000					
Bob Howry, R ERA:	0.2	W	3	1	0	0	1	0	0	0	0	0	0	13	18	0.00	1.500					
46 Ryan Dempster, R ERA:	1.0	S	4	0	0	0	0	1	0	0	0	0	0	8	14	0.00	1.000					

St. Louis Cardinals @ Chicago Cubs  
Wrigley Field, Chicago, IL  
Sat Apr 08 2006, 1:20 PM CDT  
Att: 40,182 - Sunny - 40 F

AB 33  
R 2  
H 5  
RBI 1  
BB 5  
SO 8  
LOB 13



Batter	1	2	3	4	5	6	7	8	9	AB	R	H	RBI	BB	SO	LOB	BOTTOM					
Juan Pierre, L OBP: 0.389, SLG: 0.529	25 1B		G4-3		G4-3		BB			3	0	1	0	1	0	0						
Todd Walker, L 13 Will Ohman, L	F7		25 1B		K		L6			3	0	0	0	1	1	2						
Bob Howry, L Neftali Perez, S			BB							0	0	0	0	0	0	0						
25 Derrek Lee, R OBP: 0.556, SLG: 1.231	16 S		1B						HR	4	1	3	1	0	1	0						
16 Aramis Ramirez, R OBP: 0.278, SLG: 0.375	K		L7						K	4	0	0	0	0	2	4						
Jacque Jones, L	K								K	3	0	0	0	1	3	2						
19 Matt Murton, R OBP: 0.389, SLG: 0.467			G5-3		G5-3		HR		5 FC5	3	1	1	0	1	0	0						
5 Ronny Cedeno, R 46 Ryan Dempster, R			G5-3				L8		FC5	4	0	1	0	0	0	3						
24 Henry Blanco, R			L5						FC6-4	0	0	0	0	0	0	0						
Michael Barrett, R OBP: 0.313, SLG: 0.600							HR		FC6-4	2	1	1	2	0	0	2						
38 Carlos Zambrano, S Scott Williamson, R			K				F9			2	0	0	0	0	2	0						
29 Angel Pagan, S Jerry Hairston, R										1	0	0	0	0	0	0						
										0	0	0	0	0	0	0						
<b>Inning Stats</b>	R: 0 E: 0 K: 2 S: 13	H: 2 LOB: 2 BB: 0 P: 22	R: 0 E: 0 K: 0 S: 4	H: 0 LOB: 0 BB: 0 P: 8	R: 0 E: 0 K: 1 S: 15	H: 1 LOB: 2 BB: 1 P: 24	R: 0 E: 0 K: 2 S: 11	H: 1 LOB: 1 BB: 0 P: 16	R: 0 E: 0 K: 2 S: 10	H: 0 LOB: 0 BB: 0 P: 12	R: 0 E: 0 K: 2 S: 10	H: 0 LOB: 0 BB: 0 P: 15	R: 2 E: 0 K: 0 S: 13	H: 2 LOB: 1 BB: 1 P: 25	R: 1 E: 0 K: 1 S: 11	H: 1 LOB: 2 BB: 2 P: 22	1B: 4 2B: 1 3B: 0 HR: 2	SF: 0 SAC: 0 DP: 0 HBP: 0	WP: 0 PB: 0 SB: 1 CS: 0	PA: 35		
<b>PITCHER</b>	IP	WLS	BF	H	R	ER	SO	BB	IBB	HBP	BLK	WP	HR	S	P	ERA	WHIP					
29 Chris Carpenter, R ERA: 3.27	6.0		23	4	2	2	0	0	0	0	0	0	1	7	14	27.00	3.000					
Josh Hancock, R ERA: 6.75	0.2	B	4	2	2	2	0	0	0	0	0	0	0	6	11	0.00	3.000					
34 Randy Flores, L ERA: 3.38	0.1		2	0	0	0	0	1	0	0	0	0	0	6	11	0.00	3.000					
48 Brad Thompson, R ERA: 3.0	1.0	L	6	1	1	1	1	2	0	0	0	0	1	11	22	9.00	3.000					

St. Louis Cardinals @ Chicago Cubs  
Wrigley Field, Chicago, IL  
Sat Apr 08 2006, 1:20 PM CDT  
Att: 40,182 - Sunny - 40 F

AB 31  
R 3  
H 7  
RBI 3  
BB 4  
SO 10  
LOB 14





Batter	1	2	3	4	5	6	7	8	9	AB	R	H	RBI	BB	SO	LOB	TOP					
22 David Eckstein, R OBP: 0.276, SLG: 0.200	G5-3		G3				HBP			3	0	1	0	0	0	0	<b>St. Louis Cardinals @ Chicago Cubs</b> Wrigley Field, Chicago, IL Sun Apr 09 2006, 7:05 PM CDT Att: 39,839 - Clear - 43 F					
43 Juan Encarnacion, R OBP: 0.208, SLG: 0.114	G4-3		G5-3				K			4	0	0	0	0	1	4						
5 Albert Pujols, R OBP: 0.444, SLG: 0.750	27 HR				G5-3		27 1B			3	1	1	2	1	1	0						
27 Scott Rolen, R OBP: 0.423, SLG: 0.667	HR				F8		1B			4	1	3	2	0	0	0						
15 Jim Edmonds, L OBP: 0.296, SLG: 0.348	P5				1B		G3			4	0	1	0	0	1	4						
4 Yadier Molina, R OBP: 0.227, SLG: 0.227					G5-3		G6-3			4	0	0	0	0	1	2						
So Taguchi, R OBP: 0.250, SLG: 0.364					F9		7 1B			2	1	1	0	1	0	0						
Aaron Miles, S OBP: 0.500, SLG: 0.611							5 1B			1	0	0	0	0	0	0						
7 Hector Luna, R OBP: 0.667, SLG: 0.667							5 SH1-4			3	1	2	0	0	1	0						
26 Scott Spiezio, S							5 1B			1	0	0	0	0	0	0						
Sidney Ponson, R 53 John Rodriguez, L 50 Adam Wainwright, R Ricardo Rincon, L 44 Jason Istringhausen, R 55 Skip Schumaker, L Josh Hancock, R										1	0	0	0	0	1	0						
<b>Inning Stats</b>	R: 2 E: 0 K: 0 S: 11	H: 1 LOB: 0 BB: 1 P: 20	R: 0 E: 0 K: 1 S: 7	H: 0 LOB: 0 BB: 0 P: 11	R: 0 E: 0 K: 1 S: 9	H: 0 LOB: 0 BB: 0 P: 10	R: 0 E: 0 K: 0 S: 10	H: 1 LOB: 1 BB: 0 P: 16	R: 2 E: 0 K: 1 S: 18	H: 4 LOB: 3 BB: 1 P: 30	R: 0 E: 0 K: 0 S: 4	H: 1 LOB: 1 BB: 1 P: 10	R: 0 E: 0 K: 1 S: 9	H: 1 LOB: 0 BB: 0 P: 13	R: 0 E: 0 K: 2 S: 7	H: 0 LOB: 0 BB: 0 P: 11	R: 0 E: 0 K: 0 S: 6	H: 0 LOB: 0 BB: 0 P: 9	1B: 7 2B: 2 3B: 0 HR: 1	SF: 0 SAC: 1 DP: 2 HBP: 1	WP: 0 PB: 0 SB: 1 CS: 1	PA: 36
<b>PITCHER</b>	IP WLS BF H R ER SO BB IBB HBP BLK WP HR S P ERA WHIP																					
45 Sean Marshall, L ERA: 8.31	4.1 19 4 4 4 2 1 0 0 1 0 0 0 0 1 42 65 8.31 1.154																					
43 Michael Wuerzt, R ERA: 6.0	0.2 4 2 0 0 1 0 0 0 0 0 0 0 0 0 13 22 0.00 3.000																					
Jerome Williams, R ERA: 6.0	2.0 7 2 0 0 1 1 0 0 0 0 0 0 0 0 13 23 0.00 1.500																					
Scott Williamson, R ERA: 2.7	1.0 W 3 1 0 0 2 0 0 0 0 0 0 0 0 7 11 0.00 1.000																					
46 Ryan Dempster, R ERA: 4.91	1.0 3 0 0 0 0 0 0 0 0 0 0 0 0 0 6 9 0.00 0.000																					

Batter	1	2	3	4	5	6	7	8	9	AB	R	H	RBI	BB	SO	LOB	BOTTOM			
Juan Pierre, L OBP: 0.304, SLG: 0.409	G4-3		G4-3				K			5	0	0	0	0	1	5	<b>St. Louis Cardinals @ Chicago Cubs</b> Wrigley Field, Chicago, IL Sun Apr 09 2006, 7:05 PM CDT Att: 39,839 - Clear - 43 F			
Todd Walker, L OBP: 0.500, SLG: 0.571	G4-3						F7			3	0	2	0	1	0	1				
Jerry Hairston, R OBP: 1.000, SLG: 1.000	25 G4-3						25 G5-4-3			0	1	0	0	0	0	0				
25 Derrek Lee, R OBP: 0.500, SLG: 1.000	G4-3						G5-4-3			3	1	0	0	1	1	2				
16 Aramis Ramirez, R OBP: 0.318, SLG: 0.368							1B			3	2	1	0	1	0	0				
Michael Barrett, R OBP: 0.350, SLG: 0.737							1B			4	2	2	4	0	0	0				
Jacque Jones, L OBP: 0.211, SLG: 0.313							1B			4	2	2	3	0	0	0				
19 Matt Murton, R OBP: 0.318, SLG: 0.368							HR			4	2	2	3	0	0	0				
5 Ronny Cedeno, R OBP: 0.556, SLG: 0.889							G6-3			4	0	0	0	0	1	1				
45 Sean Marshall, L 43 Michael Wuerzt, R Freddie Bynum, L Jerome Williams, R John Mabry, L Scott Williamson, R 29 Angel Pagan, S 46 Ryan Dempster, R							G4-3			4	0	0	0	0	1	1				
<b>Inning Stats</b>	R: 0 E: 0 K: 0 S: 8	H: 1 LOB: 0 BB: 0 P: 9	R: 0 E: 0 K: 0 S: 6	H: 0 LOB: 0 BB: 0 P: 10	R: 0 E: 0 K: 1 S: 15	H: 1 LOB: 1 BB: 0 P: 23	R: 3 E: 0 K: 0 S: 13	H: 4 LOB: 0 BB: 0 P: 23	R: 0 E: 0 K: 0 S: 12	H: 1 LOB: 1 BB: 0 P: 17	R: 0 E: 0 K: 1 S: 7	H: 0 LOB: 0 BB: 0 P: 11	R: 0 E: 0 K: 1 S: 12	H: 2 LOB: 2 BB: 0 P: 20	R: 5 E: 0 K: 1 S: 17	H: 3 LOB: 2 BB: 3 P: 37	1B: 9 2B: 1 3B: 0 HR: 2	SF: 0 SAC: 0 DP: 2 HBP: 0	WP: 1 PB: 1 SB: 0 CS: 0	PA: 37
<b>PITCHER</b>	IP WLS BF H R ER SO BB IBB HBP BLK WP HR S P ERA WHIP																			
50 Adam Wainwright, R ERA: 5.4	1.2 H 7 2 0 0 1 0 0 0 0 0 0 0 0 14 23 0.00 1.200																			
Ricardo Rincon, L ERA: 13.5	0.1 H 2 0 1 1 1 1 0 0 0 0 0 0 0 5 12 27.00 3.000																			
44 Jason Istringhausen, R ERA: 18.0	0.0 L 4 2 3 3 0 2 0 0 0 0 0 0 1 8 20 = =																			
Josh Hancock, R ERA: 4.91	1.0 4 1 1 1 1 0 0 0 0 0 1 0 9 13 9.00 1.000																			

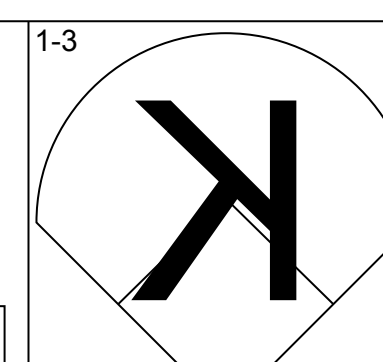
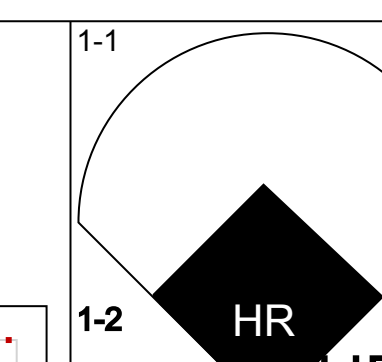
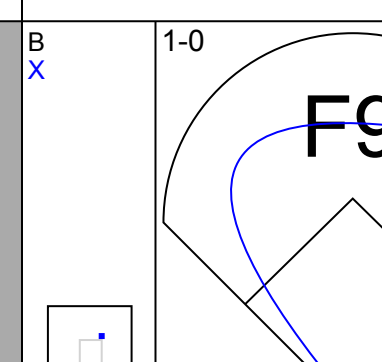
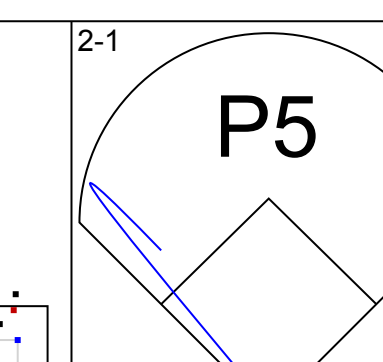
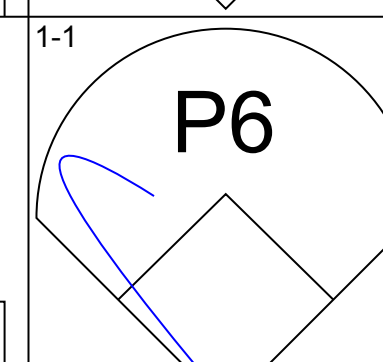
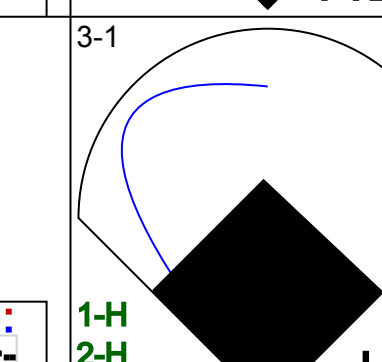
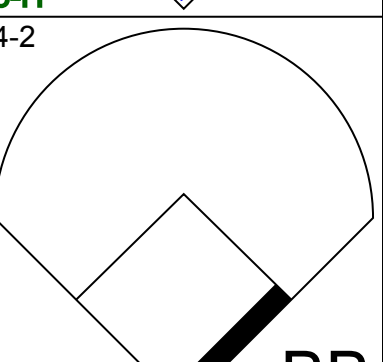
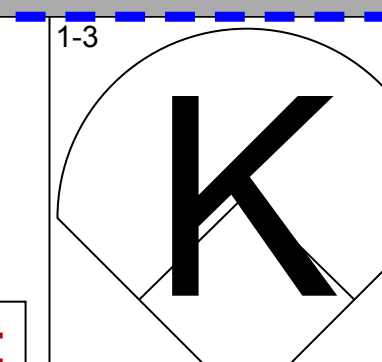
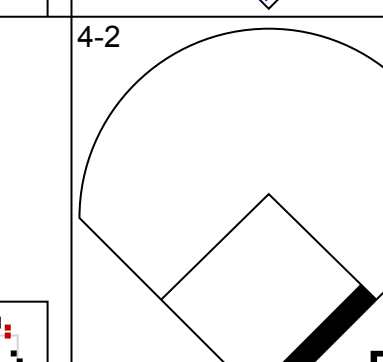
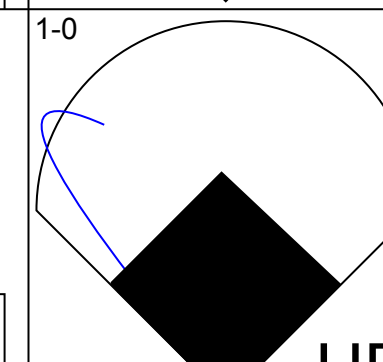
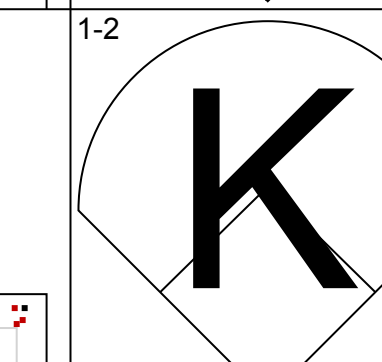
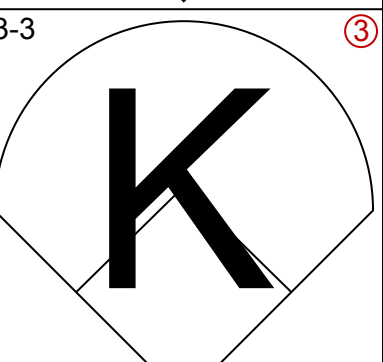
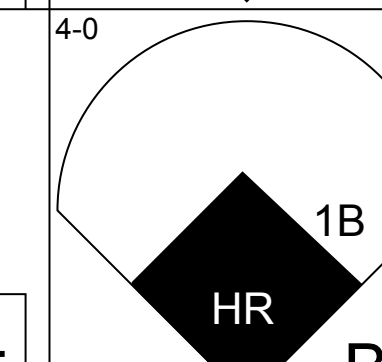
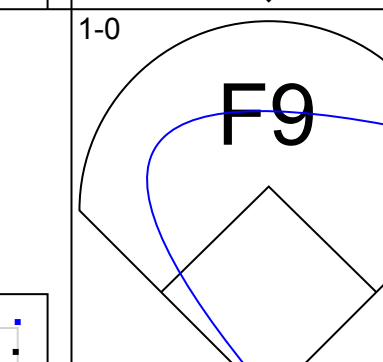
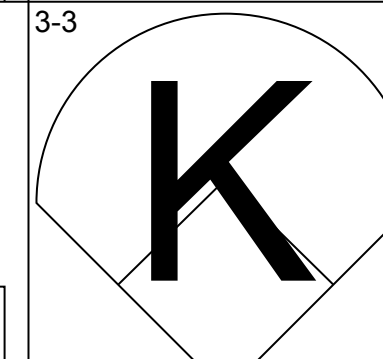
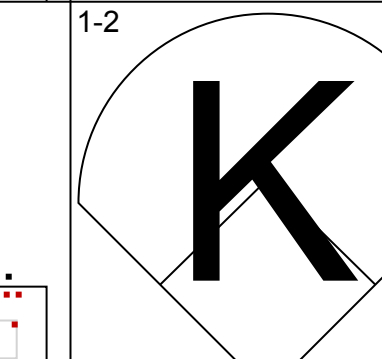
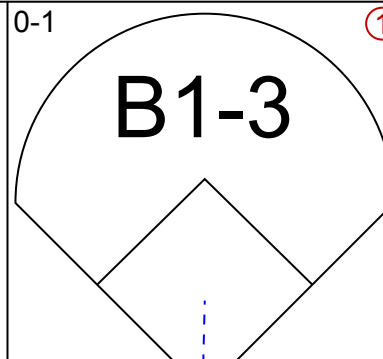
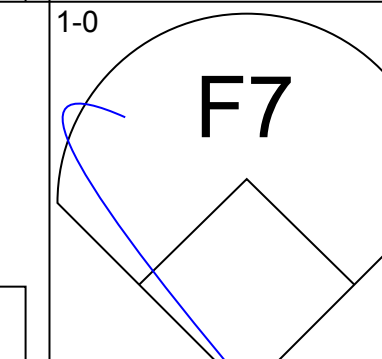
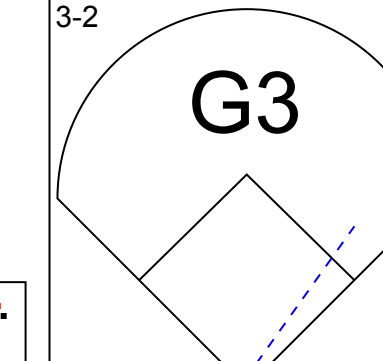
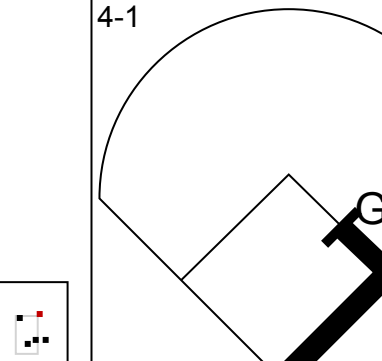
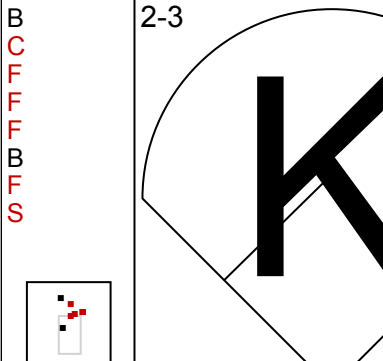
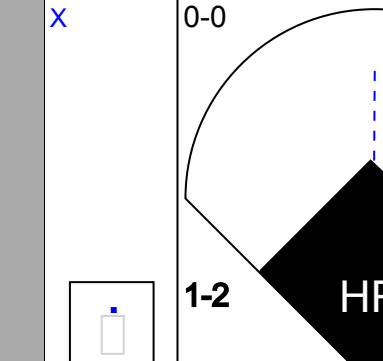

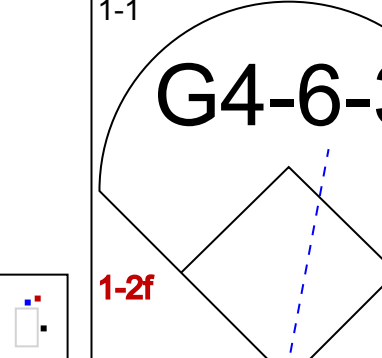
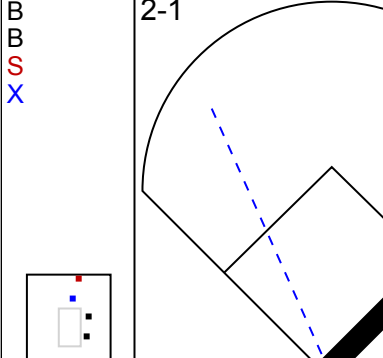
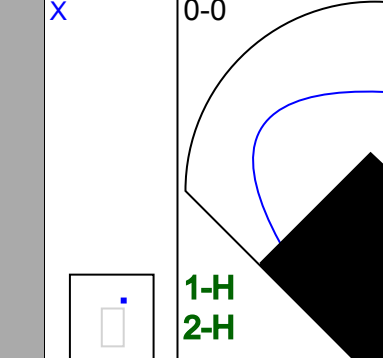

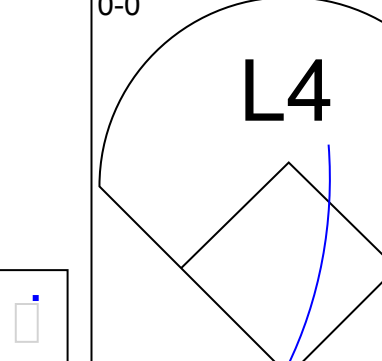
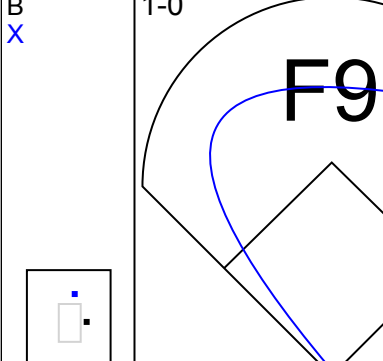
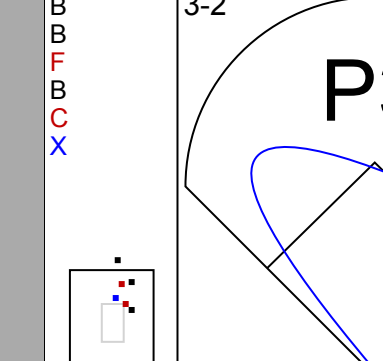
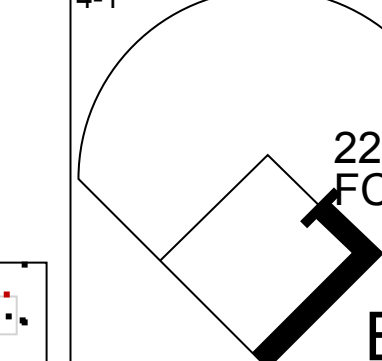
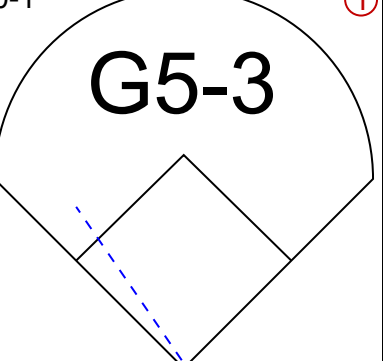
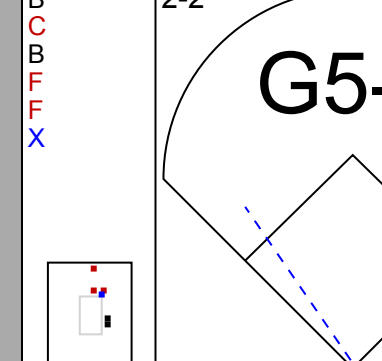
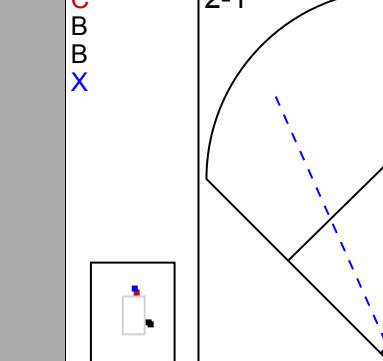
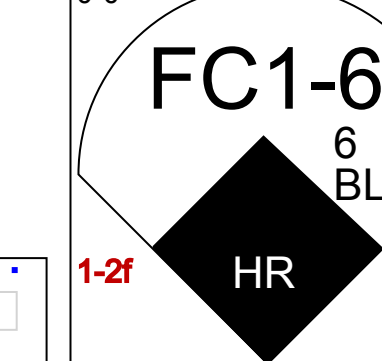
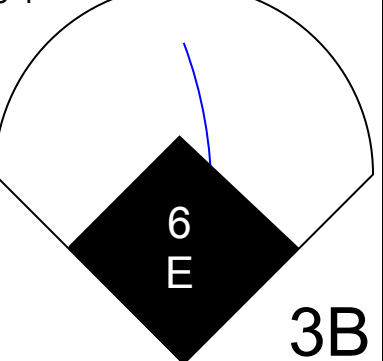
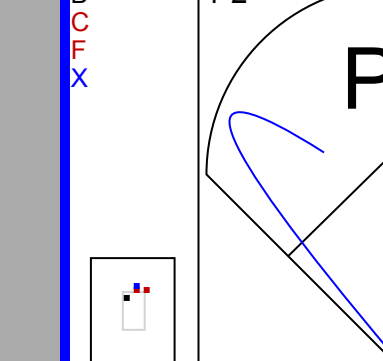
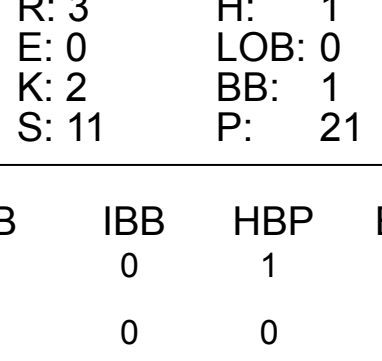








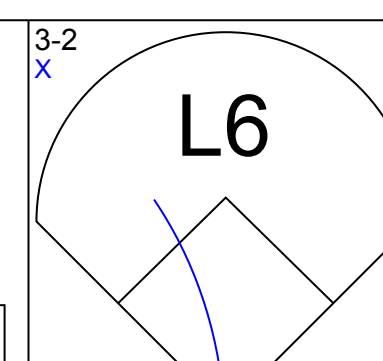
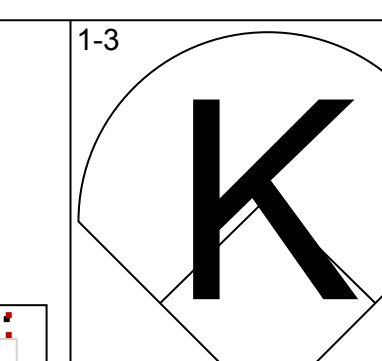
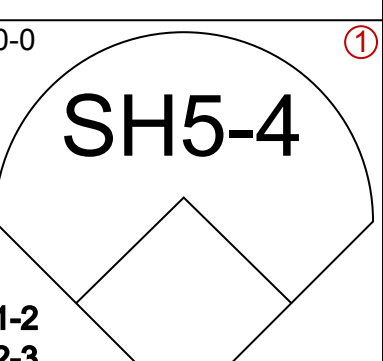
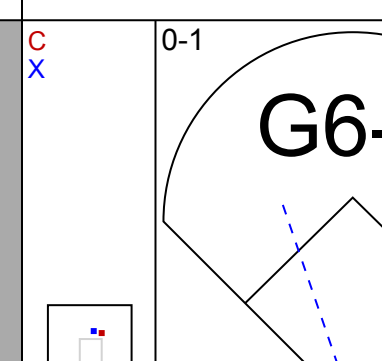
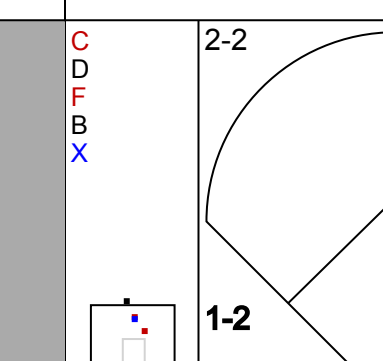
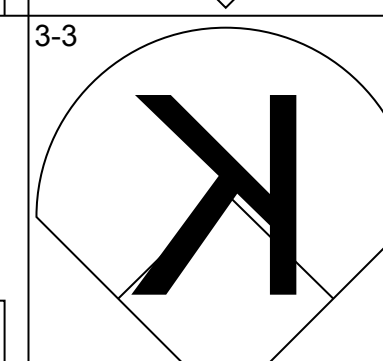
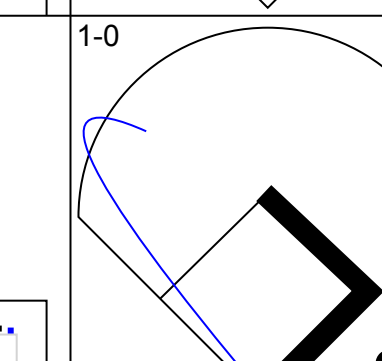
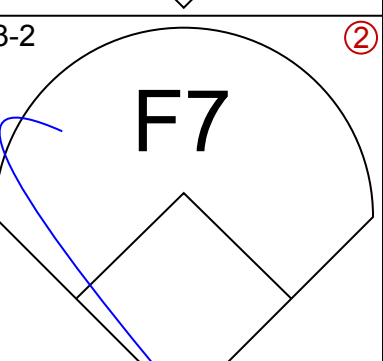
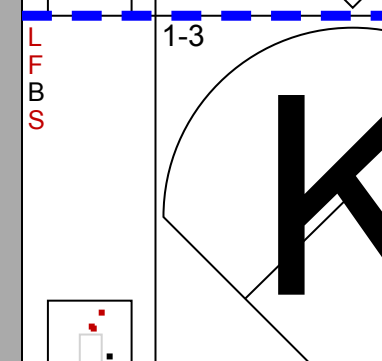
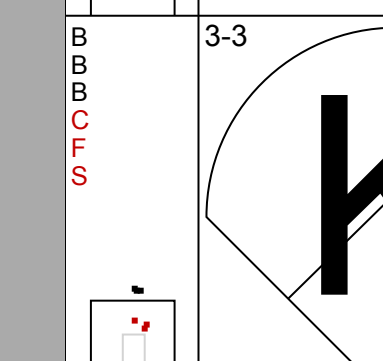
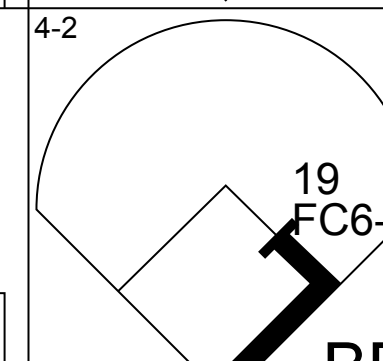
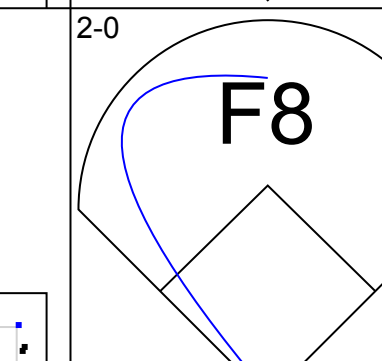
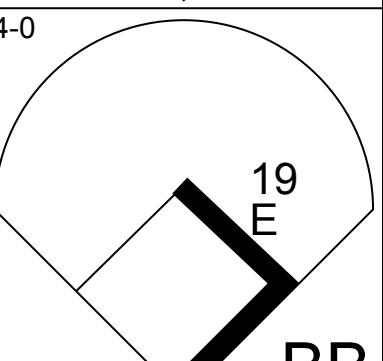

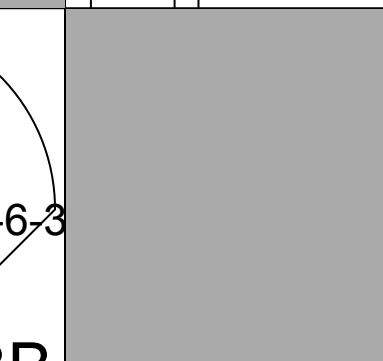
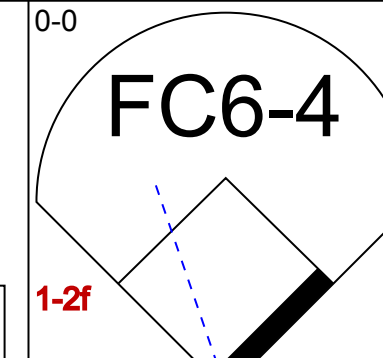
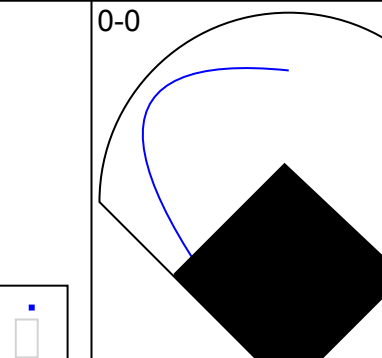
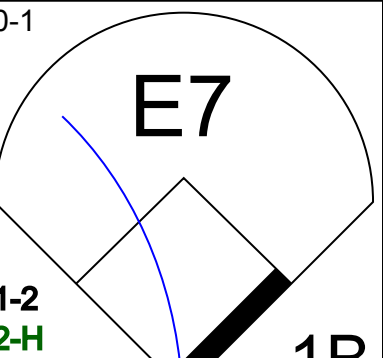
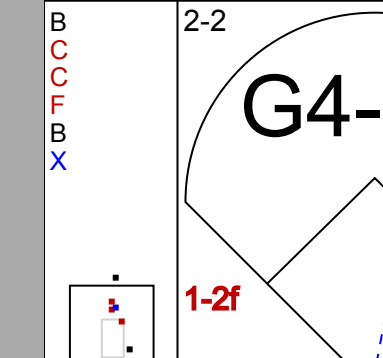
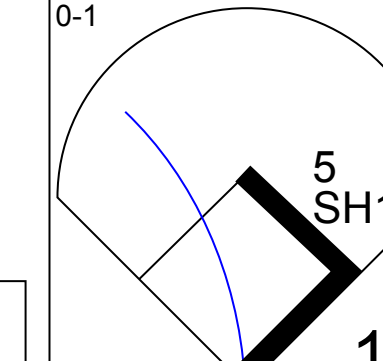
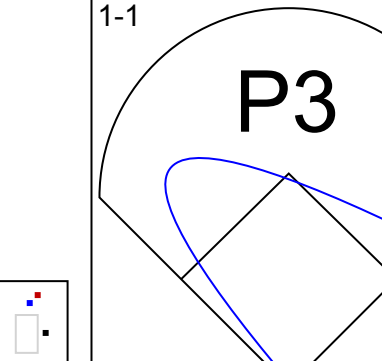
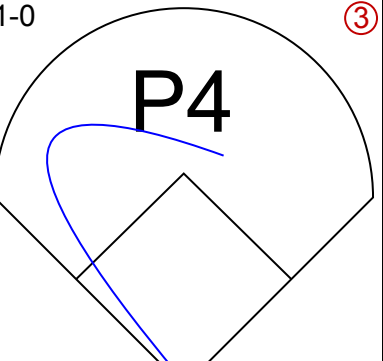
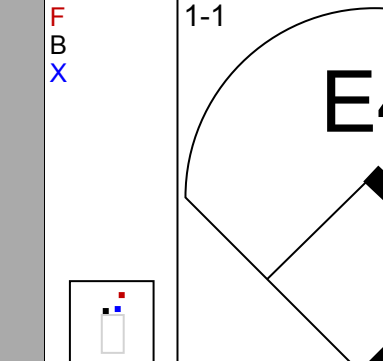
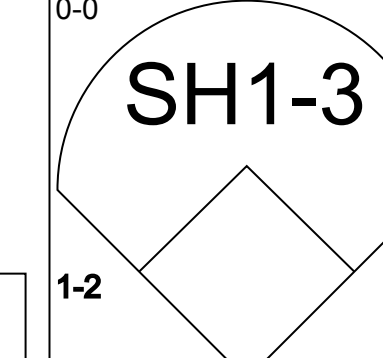
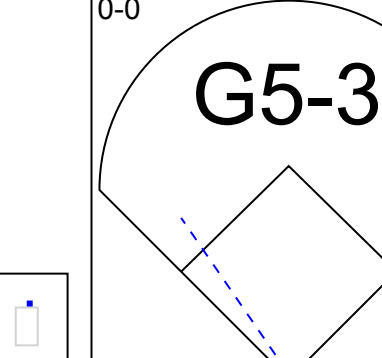
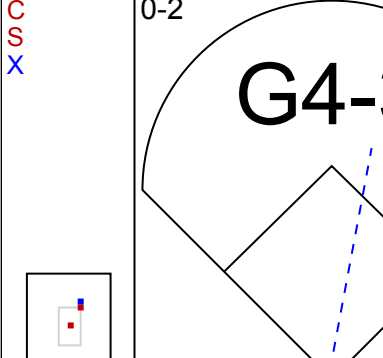
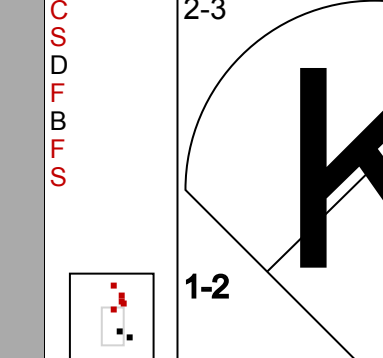
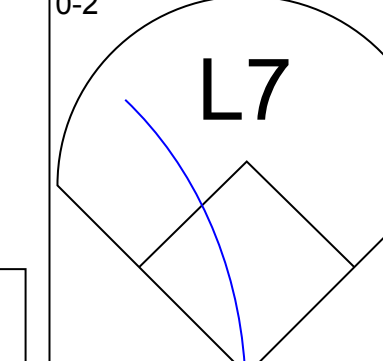
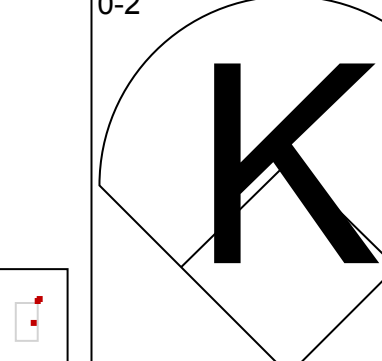
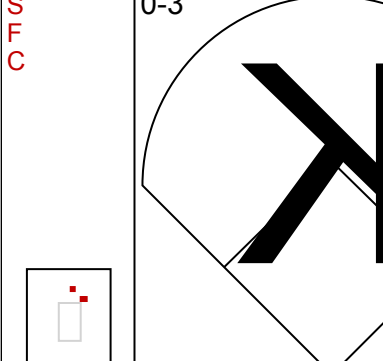
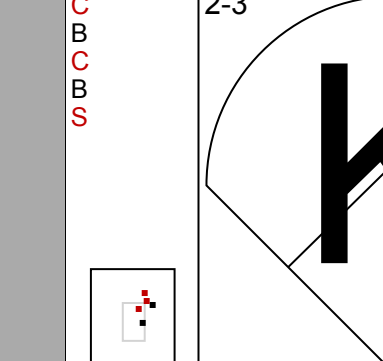
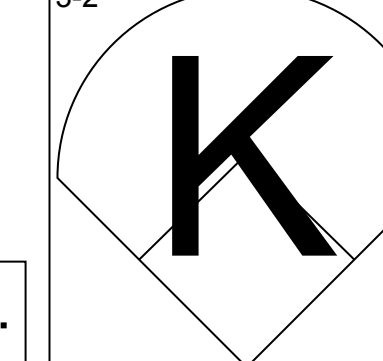
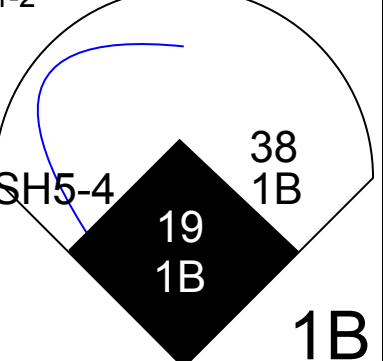
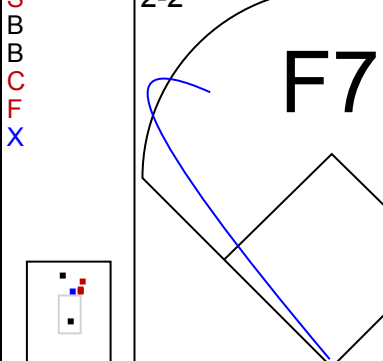
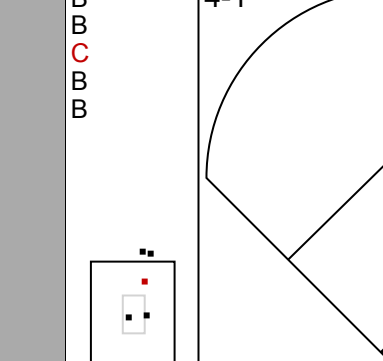
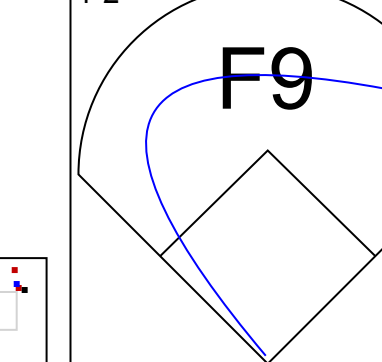
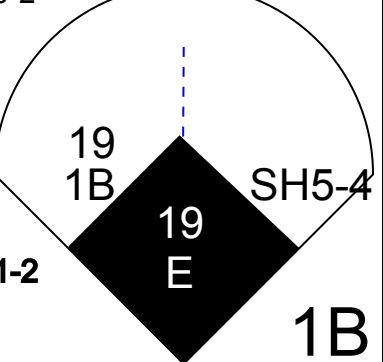
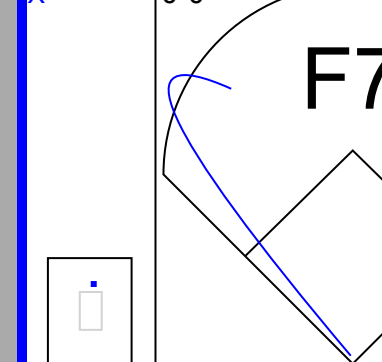
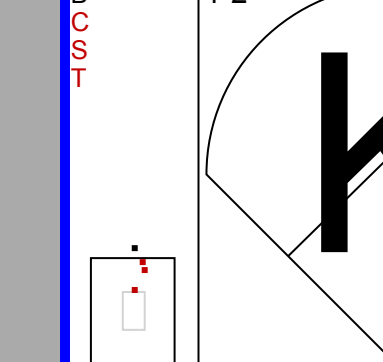


Batter	1	2	3	4	5	6	7	8	9	AB	R	H	RBI	BB	SO	LOB	TOP						
6 Ryan Freel, R OBP: 0.586, SLG: 0.474										4	1	0	0	0	1	1	<b>Cincinnati Reds @ Chicago Cubs</b> Wrigley Field, Chicago, IL Thu Apr 13 2006, 1:20 PM CDT Att: 40,881 - Cloudy - 74 F						
Felipe Lopez, S OBP: 0.419, SLG: 0.595										3	1	1	3	2	1	0							
Adam Dunn, L OBP: 0.450, SLG: 0.871										4	2	1	1	1	2	3							
Rich Aurilia, R OBP: 0.226, SLG: 0.414										4	0	0	0	0	2	1							
Scott Hatteberg, L OBP: 0.478, SLG: 0.400										3	1	1	0	1	1	0							
Austin Kearns, R OBP: 0.316, SLG: 0.649										4	1	2	3	0	1	1							
4 Brandon Phillips, R OBP: 0.333, SLG: 0.550										4	0	0	0	0	1	1							
26 David Ross, R OBP: 0.313, SLG: 0.538										3	0	1	0	1	0	0							
22 Eric Milton, L OBP: 0.200, SLG: 0.600										3	2	1	0	0	1	1							
56 Todd Coffey, R										0	0	0	0	0	0	0							
Andy Abad, L										1	0	0	0	0	0	1							
Kent Mercker, L										0	0	0	0	0	0	0							
<b>Inning Stats</b>	R: 1 E: 0 K: 2 S: 10	H: 1 LOB: 0 BB: 0 P: 16	R: 0 E: 0 K: 2 S: 15	H: 0 LOB: 0 BB: 0 P: 19	R: 3 E: 0 K: 2 S: 11	H: 1 LOB: 0 BB: 1 P: 21	R: 0 E: 0 K: 0 S: 4	H: 0 LOB: 0 BB: 1 P: 9	R: 1 E: 1 K: 1 S: 11	H: 1 LOB: 1 BB: 1 P: 22	R: 0 E: 0 K: 1 S: 11	H: 1 LOB: 1 BB: 0 P: 16	R: 0 E: 0 K: 1 S: 8	H: 0 LOB: 0 BB: 0 P: 13	R: 3 E: 0 K: 1 S: 10	H: 2 LOB: 0 BB: 1 P: 19	R: 0 E: 0 K: 0 S: 10	H: 1 LOB: 2 BB: 1 P: 20	1B: 2 2B: 1 3B: 1 HR: 3	SF: 0 SAC: 0 DP: 1 HBP: 1	WP: 0 PB: 0 SB: 0 CS: 0	PA: 39	
<b>PITCHER</b>	IP WLS BF H R ER SO BB IBB HBP BLK WP HR S P ERA WHIP	IP WLS BF H R ER SO BB IBB HBP BLK WP HR S P ERA WHIP	IP WLS BF H R ER SO BB IBB HBP BLK WP HR S P ERA WHIP	IP WLS BF H R ER SO BB IBB HBP BLK WP HR S P ERA WHIP	IP WLS BF H R ER SO BB IBB HBP BLK WP HR S P ERA WHIP	IP WLS BF H R ER SO BB IBB HBP BLK WP HR S P ERA WHIP	IP WLS BF H R ER SO BB IBB HBP BLK WP HR S P ERA WHIP	IP WLS BF H R ER SO BB IBB HBP BLK WP HR S P ERA WHIP	IP WLS BF H R ER SO BB IBB HBP BLK WP HR S P ERA WHIP	IP WLS BF H R ER SO BB IBB HBP BLK WP HR S P ERA WHIP	IP WLS BF H R ER SO BB IBB HBP BLK WP HR S P ERA WHIP	IP WLS BF H R ER SO BB IBB HBP BLK WP HR S P ERA WHIP	IP WLS BF H R ER SO BB IBB HBP BLK WP HR S P ERA WHIP	IP WLS BF H R ER SO BB IBB HBP BLK WP HR S P ERA WHIP	IP WLS BF H R ER SO BB IBB HBP BLK WP HR S P ERA WHIP	IP WLS BF H R ER SO BB IBB HBP BLK WP HR S P ERA WHIP	IP WLS BF H R ER SO BB IBB HBP BLK WP HR S P ERA WHIP	IP WLS BF H R ER SO BB IBB HBP BLK WP HR S P ERA WHIP	IP WLS BF H R ER SO BB IBB HBP BLK WP HR S P ERA WHIP	IP WLS BF H R ER SO BB IBB HBP BLK WP HR S P ERA WHIP	IP WLS BF H R ER SO BB IBB HBP BLK WP HR S P ERA WHIP	IP WLS BF H R ER SO BB IBB HBP BLK WP HR S P ERA WHIP	IP WLS BF H R ER SO BB IBB HBP BLK WP HR S P ERA WHIP

Cincinnati Reds @ Chicago Cubs  
Wrigley Field, Chicago, IL  
Thu Apr 13 2006, 1:20 PM CDT  
Att: 40,881 - Cloudy - 74 F

AB	33
R	8
H	7
RBI	7
BB	5
SO	10
LOB	9



Batter	1	2	3	4	5	6	7	8	9	AB	R	H	RBI	BB	SO	LOB	BOTTOM						
Juan Pierre, L OBP: 0.257, SLG: 0.324										4	0	1	0	0	1	0	<b>Cincinnati Reds @ Chicago Cubs</b> Wrigley Field, Chicago, IL Thu Apr 13 2006, 1:20 PM CDT Att: 40,881 - Cloudy - 74 F						
Jerry Hairston, R OBP: 0.394, SLG: 0.455										5	0	1	0	0	3	4							
25 Derrek Lee, R OBP: 0.529, SLG: 0.870										1	0	0	0	3	0	1							
19 Matt Murton, R OBP: 0.364, SLG: 0.500										4	1	2	2	0	0	2							
29 Angel Pagán, S OBP: 0.267, SLG: 0.333										4	0	1	0	0	0	2							
5 Ronny Cedeno, R OBP: 0.393, SLG: 0.607										3	0	0	0	0	1	1							
Neifi Perez, S OBP: 0.267, SLG: 0.333										4	0	0	0	0	3	1							
24 Henry Blanco, R OBP: 0.333, SLG: 0.200										3	1	1	0	1	1	1							
38 Carlos Zambrano, S OBP: 0.167, SLG: 0.287										2	1	1	0	0	0	0							
Todd Walker, L										0	0	0	0	0	0	0							
13 Will Ohman, L										0	0	0	0	0	0	0							
Bob Howry, L										0	0	0	0	0	0	0							
Freddie Bynum, L										1	0	0	0	0	1	1							
<b>Inning Stats</b>	R: 0 E: 0 K: 1 S: 16	H: 0 LOB: 1 BB: 1 P: 26	R: 0 E: 0 K: 1 S: 9	H: 1 LOB: 0 BB: 0 P: 12	R: 0 E: 0 K: 1 S: 8	H: 1 LOB: 0 BB: 0 P: 13	R: 1 E: 0 K: 1 S: 7	H: 1 LOB: 0 BB: 0 P: 8	R: 2 E: 1 K: 0 S: 15	H: 3 LOB: 2 BB: 1 P: 24	R: 0 E: 0 K: 1 S: 10	H: 0 LOB: 0 BB: 0 P: 12	R: 0 E: 0 K: 1 S: 6	H: 0 LOB: 0 BB: 0 P: 7	R: 0 E: 1 K: 1 S: 13	H: 0 LOB: 1 BB: 1 P: 22	R: 0 E: 0 K: 3 S: 13	H: 1 LOB: 2 BB: 1 P: 25	1B: 5 2B: 1 3B: 0 HR: 1	SF: 0 SAC: 2 DP: 1 HBP: 0	WP: 1 PB: 0 SB: 0 CS: 0	PA: 38	
<b>PITCHER</b>	IP WLS BF H R ER SO BB IBB HBP BLK WP HR S P ERA WHIP	IP WLS BF H R ER SO BB IBB HBP BLK WP HR S P ERA WHIP	IP WLS BF H R ER SO BB IBB HBP BLK WP HR S P ERA WHIP	IP WLS BF H R ER SO BB IBB HBP BLK WP HR S P ERA WHIP	IP WLS BF H R ER SO BB IBB HBP BLK WP HR S P ERA WHIP	IP WLS BF H R ER SO BB IBB HBP BLK WP HR S P ERA WHIP	IP WLS BF H R ER SO BB IBB HBP BLK WP HR S P ERA WHIP	IP WLS BF H R ER SO BB IBB HBP BLK WP HR S P ERA WHIP	IP WLS BF H R ER SO BB IBB HBP BLK WP HR S P ERA WHIP	IP WLS BF H R ER SO BB IBB HBP BLK WP HR S P ERA WHIP	IP WLS BF H R ER SO BB IBB HBP BLK WP HR S P ERA WHIP	IP WLS BF H R ER SO BB IBB HBP BLK WP HR S P ERA WHIP	IP WLS BF H R ER SO BB IBB HBP BLK WP HR S P ERA WHIP	IP WLS BF H R ER SO BB IBB HBP BLK WP HR S P ERA WHIP	IP WLS BF H R ER SO BB IBB HBP BLK WP HR S P ERA WHIP	IP WLS BF H R ER SO BB IBB HBP BLK WP HR S P ERA WHIP	IP WLS BF H R ER SO BB IBB HBP BLK WP HR S P ERA WHIP	IP WLS BF H R ER SO BB IBB HBP BLK WP HR S P ERA WHIP	IP WLS BF H R ER SO BB IBB HBP BLK WP HR S P ERA WHIP	IP WLS BF H R ER SO BB IBB HBP BLK WP HR S P ERA WHIP	IP WLS BF H R ER SO BB IBB HBP BLK WP HR S P ERA WHIP	IP WLS BF H R ER SO BB IBB HBP BLK WP HR S P ERA WHIP	IP WLS BF H R ER SO BB IBB HBP BLK WP HR S P ERA WHIP

Cincinnati Reds @ Chicago Cubs  
Wrigley Field, Chicago, IL  
Thu Apr 13 2006, 1:20 PM CDT  
Att: 40,881 - Cloudy - 74 F

AB	32
R	3
H	7
RBI	2
BB	4
SO	10
LOB	13









Batter	1	2	3	4	5	6	7	8	9	AB	R	H	RBI	BB	SO	LOB	TOP											
Juan Pierre, L (1, 8) OBP: 0.250, SLG: 0.286			B1-3			G1-3		G1-3		4	0	0	0	0	1	0	Chicago Cubs @ Pittsburgh Pirates PNC Park, Pittsburgh, PA Sat Apr 15 2006, 7:05 PM EDT Att: 34,264 - Clear - 68 F											
Jerry Hairston, R (1, 4) OBP: 0.375, SLG: 0.400	P6		G6-3			K				4	0	1	0	0	1	0												
25 Derrek Lee, R (1, 3) OBP: 0.512, SLG: 0.767						G5-3				3	0	1	0	1	0	0												
16 Aramis Ramirez, R (1, 5) OBP: 0.286, SLG: 0.300	K					G5-3		F8		4	1	1	0	0	1	3												
Michael Barrett, R (1, 2) OBP: 0.351, SLG: 0.647		G6-3				F8		K		4	0	0	0	0	1	3												
29 Angel Pagán, S (1, 9) Freddie Bynum, L (5, 9) Neifi Perez, S (9, PH) OBP: 0.250, SLG: 0.313						G6-3		K		2	0	1	0	0	0	0												
19 Matt Murton, R (1, 7) OBP: 0.405, SLG: 0.605										1	0	0	0	0	1	1												
5 Ronny Cedeno, R (1, 6) OBP: 0.351, SLG: 0.514										3	0	2	1	1	0	0												
Jerome Williams, R (1, 1) Todd Walker, L (7, PH) 47 Scott Eyre, L (7, 1)										4	0	1	0	0	0	2												
										2	0	0	0	0	1	1												
										1	0	0	0	0	0	2												
										0	0	0	0	0	0	0												
<b>Inning Stats</b>	R: 0 H: 1 E: 0 K: 2 S: 19	H: 1 LOB: 1 BB: 0 P: 27	R: 0 H: 2 E: 0 K: 0 S: 6	H: 1 LOB: 1 BB: 0 P: 11	R: 0 H: 0 E: 0 K: 1 S: 7	H: 0 LOB: 0 BB: 0 P: 9	R: 0 H: 0 E: 0 K: 0 S: 8	H: 0 LOB: 0 BB: 0 P: 11	R: 0 H: 0 E: 0 K: 0 S: 11	H: 0 LOB: 1 BB: 1 P: 18	R: 0 H: 0 E: 0 K: 1 S: 10	H: 0 LOB: 0 BB: 0 P: 15	R: 1 H: 3 E: 0 K: 1 S: 10	H: 3 LOB: 2 BB: 0 P: 13	R: 0 H: 1 E: 0 K: 1 S: 11	H: 2 LOB: 1 BB: 1 P: 20	R: 0 H: 0 E: 0 K: 0 S: 3	H: 0 LOB: 0 BB: 0 P: 4	1B: 5 2B: 2 3B: 0 HR: 0	SF: 0 SAC: 0 DP: 0 HBP: 0	WP: 0 PB: 0 SB: 0 CS: 1	PA: 35						
<b>PITCHER</b>	IP	WLS	BF	H	R	ER	SO	BB	IBB	HBP	BLK	WP	HR	S	P	ERA	WHIP											
57 Zach Duke, L (1, 1) ERA: 4.5	7.0	W	27	6	1	1	5	1	0	0	0	0	0	0	71	104	1.29	1.000										
34 John Grabow, L (8, 1) ERA: 6.43	0.1	H	1	0	0	0	0	0	0	0	0	0	0	3	4	0.00	0.000											
Roberto Hernandez, R (8, 1) ERA:	0.2	H	4	1	0	0	1	1	0	0	0	0	0	8	16	0.00	3.000											
Michael Gonzalez, L (9, 1) ERA: 3.6	1.0	S	3	0	0	0	0	0	0	0	0	0	0	3	4	0.00	0.000											

Batter	1	2	3	4	5	6	7	8	9	AB	R	H	RBI	BB	SO	LOB	BOTTOM										
6 Chris Duffy, L (1, 8) OBP: 0.225, SLG: 0.311	F8		F7			G6-3				3	0	0	0	1	0	0	Chicago Cubs @ Pittsburgh Pirates PNC Park, Pittsburgh, PA Sat Apr 15 2006, 7:05 PM EDT Att: 34,264 - Clear - 68 F										
2 Jack Wilson, R (1, 6) OBP: 0.400, SLG: 0.614	G6-3		P2			G1-3				4	0	0	0	0	1												
Jason Bay, R (1, 7) OBP: 0.474, SLG: 0.500										0	0	0	0	3	0	0											
Jeremy Burnitz, L (1, 9) Michael Gonzalez, R (9, 1) OBP: 0.298, SLG: 0.480										4	0	1	0	0	0	3											
										0	0	0	0	0	0	0											
Craig Wilson, R (1, 3) OBP: 0.424, SLG: 0.966										3	2	1	0	1	2	2											
Joe Randa, R (1, 5) OBP: 0.256, SLG: 0.405										2	0	1	1	0	1	1											
Jose Castillo, R (1, 4) OBP: 0.404, SLG: 0.432										2	0	1	0	1	0	1											
11 Humberto Cota, R (1, 2) OBP: 0.226, SLG: 0.172										3	0	0	0	0	0	3											
57 Zach Duke, L (1, 1) 12 Freddy Sanchez, R (7, PH) 34 John Grabow, L (8, 1) Roberto Hernandez, R (8, 1) 13 Nate McLouth, L (9, 9) OBP: 0.250, SLG: 0.450										2	0	0	0	0	1	2											
										1	0	0	0	0	0	0											
										0	0	0	0	0	0	0											
										0	0	0	0	0	0	0											
										0	0	0	0	0	0	0											
										0	0	0	0	0	0	0											
<b>Inning Stats</b>	R: 0 H: 0 E: 0 K: 0 S: 10	H: 0 LOB: 1 BB: 1 P: 19	R: 1 H: 0 E: 1 K: 2 S: 13	H: 0 LOB: 1 BB: 1 P: 22	R: 0 H: 1 E: 0 K: 1 S: 11	H: 1 LOB: 2 BB: 0 P: 15	R: 0 H: 1 E: 0 K: 0 S: 8	H: 1 LOB: 1 BB: 1 P: 14	R: 0 H: 0 E: 0 K: 0 S: 8	H: 0 LOB: 0 BB: 1 P: 16	R: 1 H: 2 E: 0 K: 0 S: 7	H: 2 LOB: 0 BB: 0 P: 8	R: 0 H: 0 E: 0 K: 0 S: 8	H: 0 LOB: 0 BB: 1 P: 13	R: 0 H: 0 E: 0 K: 1 S: 10	H: 0 LOB: 0 BB: 1 P: 19	1B: 2 2B: 3 3B: 1 HR: 0	SF: 1 SAC: 0 DP: 3 HBP: 1	WP: 0 PB: 0 SB: 1 CS: 1	PA: 32							
<b>PITCHER</b>	IP	WLS	BF	H	R	ER	SO	BB	IBB	HBP	BLK	WP	HR	S	P	ERA	WHIP										
Jerome Williams, R (1, 1) ERA: 2.45	6.0	L	26	4	2	1	3	4	0	1	0	0	0	57	94	1.50	1.333										
47 Scott Eyre, L (7, 1) ERA:	2.0		6	0	0	0	1	2	0	0	0	0	0	18	32	0.00	1.000										

AB	33
R	1
H	7
RBI	1
BB	2
SO	6
LOB	12



AB	24
R	2
H	4
RBI	1
BB	6
SO	4
LOB	13













Batter	1	2	3	4	5	6	7	8	9	AB	R	H	RBI	BB	SO	LOB	TOP										
Juan Pierre, L (1, 8) OBP: 0.268, SLG: 0.296	F7		K			E3 25 1B 25 S	FC4			4	0	0	0	0	1	1	Chicago Cubs @ Los Angeles Dodgers Dodger Stadium, Los Angeles, CA Tue Apr 18 2006, 7:10 PM PDT Att: 37,340 - Partly Cloudy - 73 F										
Todd Walker, L (1, 4) OBP: 0.425, SLG: 0.676	K		G6-3			P4		K		4	0	0	0	0	2	1											
25 Derrek Lee, R (1, 3) OBP: 0.455, SLG: 0.634	BB					FC6-4 1B		K		3	0	1	0	1	2	0											
16 Aramis Ramirez, R (1, 5) OBP: 0.298, SLG: 0.366	G3-1					K		P6		4	0	1	0	0	1	3											
Michael Barrett, R (1, 2) OBP: 0.311, SLG: 0.548		P4				FC6-4		G6-3		4	0	0	0	0	0	3											
Jacque Jones, L (1, 9) Freddie Bynum, L (7, PR) OBP: 0.241, SLG: 0.320 OBP: 0.091, SLG: 0.091								K		3	0	2	0	0	0	1											
19 Matt Murton, R (1, 7) OBP: 0.358, SLG: 0.500								K		1	1	0	0	0	1	0											
Neff Perez, S (1, 6) OBP: 0.211, SLG: 0.263								K		4	0	1	0	0	1	1											
38 Carlos Zambrano, S (1, 1) John Mabry, L (7, PH) 47 Scott Eyre, L (7, 1) Bob Howry, L (8, 1) 13 Will Ohman, L (9, 1)										2	0	0	0	0	1	0											
										1	0	0	0	0	1	1											
										0	0	0	0	0	0	0											
										0	0	0	0	0	0	0											
										0	0	0	0	0	0	0											
<b>Inning Stats</b>	R: 0 E: 0 K: 1 S: 8	H: 0 LOB: 1 BB: 1 P: 16	R: 0 E: 0 K: 0 S: 9	H: 1 LOB: 1 BB: 0 P: 16	R: 0 E: 0 K: 2 S: 8	H: 0 LOB: 0 BB: 0 P: 9	R: 0 E: 0 K: 1 S: 9	H: 1 LOB: 1 BB: 0 P: 15	R: 0 E: 0 K: 0 S: 6	H: 0 LOB: 0 BB: 0 P: 8	R: 0 E: 1 K: 1 S: 15	H: 1 LOB: 2 BB: 0 P: 22	R: 1 E: 0 K: 1 S: 11	H: 2 LOB: 1 BB: 0 P: 14	R: 0 E: 0 K: 2 S: 9	H: 0 LOB: 0 BB: 0 P: 13	R: 0 E: 0 K: 2 S: 7	H: 0 LOB: 0 BB: 0 P: 11	1B: 4 2B: 1 3B: 0 HR: 0	SF: 0 SAC: 0 DP: 0 HBP: 0	WP: 0 PB: 0 SB: 3 CS: 3	PA: 34					
<b>PITCHER</b>	IP	WLS	BF	H	R	ER	SO	BB	IBB	HBP	BLK	WP	HR	S	P	ERA	WHIP										
Derek Lowe, R (1, 1) ERA: 4.5	7.0		28	5	1	1	6	1	0	0	0	0	0	66	100	1.29	0.857										
44 Takashi Saito, R (8, 1) ERA:	2.0	W	6	0	0	0	4	0	0	0	0	0	0	16	24	0.00	0.000										

AB	33
R	1
H	5
RBI	1
BB	1
SO	10
LOB	13





Batter	1	2	3	4	5	6	7	8	9	AB	R	H	RBI	BB	SO	LOB	BOTTOM										
15 Rafael Furcal, S (1, 6) OBP: 0.343, SLG: 0.246	G1-3		F8			G3 2B 1B	G1-3		K	5	1	1	0	0	1	0	Chicago Cubs @ Los Angeles Dodgers Dodger Stadium, Los Angeles, CA Tue Apr 18 2006, 7:10 PM PDT Att: 37,340 - Partly Cloudy - 73 F										
Kenny Lofton, L (1, 8) OBP: 0.235, SLG: 0.333	F7					G3	F7		S 1B BB	4	1	1	0	1	0	1											
J.D. Drew, L (1, 9) OBP: 0.441, SLG: 0.490	BB		F8			2B	F7		1B	4	0	2	2	1	0	1											
12 Jeff Kent, R (1, 4) OBP: 0.368, SLG: 0.354	L8					F9	K		1B	4	0	1	0	0	1	2											
Ricky Ledee, L (1, 7) 17 Jason Repko, R (6, PR) OBP: 0.263, SLG: 0.412 OBP: 0.408, SLG: 0.512						F7		SH1-3 1B		2	0	0	0	1	0	0											
Bill Mueller, S (1, 5) OBP: 0.484, SLG: 0.563						BB		BB		0	0	0	0	4	0	0											
7 James Loney, L (1, 3) Olmedo Saenz, R (6, PH) OBP: 0.282, SLG: 0.257 OBP: 0.367, SLG: 0.643						BB		F7		2	0	1	0	0	0	2											
Dioner Navarro, S (1, 2) OBP: 0.256, SLG: 0.325						BB		F7		1	0	0	0	0	0	2											
Derek Lowe, R (1, 1) 44 Takashi Saito, L (8, 1) José Cruz Jr., S (9, PH) OBP: 0.383, SLG: 0.412										3	0	0	0	0	1	2											
										0	0	0	0	0	0	0											
										1	0	0	0	0	0	0											
<b>Inning Stats</b>	R: 0 E: 0 K: 0 S: 13	H: 0 LOB: 1 BB: 1 P: 23	R: 0 E: 0 K: 0 S: 6	H: 0 LOB: 1 BB: 1 P: 17	R: 0 E: 0 K: 0 S: 9	H: 1 LOB: 0 BB: 0 P: 12	R: 0 E: 0 K: 1 S: 12	H: 1 LOB: 2 BB: 1 P: 21	R: 1 E: 0 K: 2 S: 14	H: 2 LOB: 1 BB: 0 P: 20	R: 0 E: 0 K: 0 S: 11	H: 0 LOB: 2 BB: 2 P: 19	R: 0 E: 0 K: 1 S: 9	H: 0 LOB: 1 BB: 1 P: 17	R: 0 E: 0 K: 1 S: 9	H: 1 LOB: 2 BB: 1 P: 17	R: 1 E: 0 K: 1 S: 12	H: 1 LOB: 1 BB: 1 P: 20	1B: 4 2B: 2 3B: 0 HR: 0	SF: 0 SAC: 1 DP: 0 HBP: 1	WP: 0 PB: 0 SB: 1 CS: 1	PA: 39					
<b>PITCHER</b>	IP	WLS	BF	H	R	ER	SO	BB	IBB	HBP	BLK	WP	HR	S	P	ERA	WHIP										
38 Carlos Zambrano, R (1, 1) ERA: 3.97	6.0		27	4	1	1	3	5	0	1	0	0	0	65	112	1.50	1.500										
47 Scott Eyre, L (7, 1) ERA:	1.0		3	0	0	0	0	0	0	0	0	0	0	12	17	0.00	0.000										
Bob Howry, R (8, 1) ERA: 1.35	1.0		5	1	0	0	1	0	1	0	0	0	0	9	17	0.00	1.000										
13 Will Ohman, L (9, 1) ERA: 21.6	0.2	L	4	1	1	1	1	1	0	0	0	0	0	12	20	13.50	3.000										

AB	30
R	2
H	6
RBI	2
BB	7
SO	5
LOB	17





Batter	1	2	3	4	5	6	7	8	9	AB	R	H	RBI	BB	SO	LOB	TOP			
Juan Pierre, L (1,8) OBP: 0.295, SLG: 0.339	1-0 1B 2B		2-1 1B		0-3 K2-3		2-2 P6		0-0 1B	5	1	3	0	0	1	1	<p>Chicago Cubs @ Los Angeles Dodgers Dodger Stadium, Los Angeles, CA</p> <p>Wed Apr 19 2006, 7:10 PM PDT Att: 41,288 - Clear - 67 F</p> <p>livebaseballscores.com</p> <p>AB 38 R 5 H 13 RBI 5 BB 2 SO 9 LOB 20</p> 			
Todd Walker, L (1,4) OBP: 0.422, SLG: 0.643	0-2 16 G6-4-3 2-H 1B		2-0 P6 1-2		0-1 25 G4-6-3 1B		1-0 G3		2-3 1-2 K	5	0	2	1	0	1	3				
25 Derrek Lee, R (1,3) OBP: 0.448, SLG: 0.614	3-2 F7				0-2 16 F8 1B				0-1 G5-3	3	1	1	0	0	0	2				
Bob Howry, L (8,1)									0-1 P1	0	0	0	0	0	0	0				
Jerry Hairston, R (9, FH)										1	0	0	0	0	0	1				
46 Ryan Dempster, R (9,1)										0	0	0	0	0	0	0				
16 Aramis Ramirez, R (1,5) OBP: 0.288, SLG: 0.348	1-1 G6-4-3 1-2				1-0 F8 1B				0-1 P4	5	0	1	0	0	0	3				
John Mabry, L (1,7)																				
47 Scott Eyre, L (6,1)																				
Scott Williamson, R (7,1)																				
Neif Perez, S (7,4)																				
Freddie Bynum, L (8, PH)																				
Jacque Jones, L (1,9) OBP: 0.273, SLG: 0.345																				
Michael Barrett, R (1,2)																				
5 Ronny Cedeno, R (1,6) OBP: 0.396, SLG: 0.522																				
45 Sean Marshall, L (1,1) OBP: 0.167, SLG: 0.167																				
David Aardsma, R (6,1)																				
19 Matt Murton, R (6,7) OBP: 0.345, SLG: 0.480																				
<b>Inning Stats</b>	R: 1 E: 0 K: 0 S: 10	H: 2 LOB: 0 BB: 0 P: 15	R: 0 E: 0 K: 2 S: 13	H: 0 LOB: 0 BB: 0 P: 21	R: 0 E: 0 K: 1 S: 9	H: 1 LOB: 1 BB: 0 P: 13	R: 1 E: 0 K: 2 S: 16	H: 3 LOB: 3 BB: 1 P: 28	R: 0 E: 0 K: 1 S: 9	H: 2 LOB: 1 BB: 0 P: 12	R: 0 E: 0 K: 1 S: 9	H: 0 LOB: 1 BB: 1 P: 17	R: 3 E: 2 K: 0 S: 12	H: 3 LOB: 1 BB: 0 P: 15	R: 0 E: 0 K: 1 S: 11	H: 1 LOB: 1 BB: 0 P: 15	1B: 12 2B: 2 3B: 0 HR: 0	SF: 0 SAC: 0 DP: 3 HBP: 0	WP: 0 PB: 0 SB: 3 CS: 1	PA: 40
<b>PITCHER</b>	IP WLS BF H R ER SO BB IBB HBP BLK WP HR S P ERA WHIP															IP WLS BF H R ER SO BB IBB HBP BLK WP HR S P ERA WHIP				
31 Brad Penny, R (1,1) ERA: 1.88	6.0	25	9	2	2	7	1	0	0	0	0	0	0	0	0	66	98	3.00	1.667	
56 Hung-Chih Kuo, L (7,1) ERA: 4.96	1.0	4	0	0	0	1	1	0	0	0	0	0	0	0	0	9	17	0.00	1.000	
Danys Baez, R (8,1) ERA:	2.0	11	4	3	0	1	0	0	0	0	0	0	0	0	23	30	0.00	2.000		

Batter	1	2	3	4	5	6	7	8	9	AB	R	H	RBI	BB	SO	LOB	BOTTOM					
15 Rafael Furcal, S (1,6) OBP: 0.347, SLG: 0.246	1-0 F9									4	0	1	0	1	1	0	<p>Chicago Cubs @ Los Angeles Dodgers Dodger Stadium, Los Angeles, CA</p> <p>Wed Apr 19 2006, 7:10 PM PDT Att: 41,288 - Clear - 67 F</p> <p>livebaseballscores.com</p> <p>AB 34 R 4 H 7 RBI 4 BB 6 SO 7 LOB 17</p> 					
Kenny Lofton, L (1,8) OBP: 0.273, SLG: 0.316	4-0 BB BB									4	0	1	0	1	1	2						
José Cruz Jr., S (1,9) OBP: 0.400, SLG: 0.407	4-1 1-2 BB									3	1	1	0	2	1	1						
12 Jeff Kent, R (1,4) OBP: 0.355, SLG: 0.327	2-2 L9									4	1	0	0	1	1	5						
Olmedo Saenz, R (1,3) OBP: 0.324, SLG: 0.563	3-3 K									4	0	0	0	0	2	6						
Danys Baez, R (8,1)										0	0	0	0	0	0	0						
Bill Mueller, S (1,5) OBP: 0.455, SLG: 0.519										4	0	0	0	0	0	2						
Sandy Alomar Jr., R (1,2) ERA: 8.28										3	1	2	1	0	0	0						
7 James Loney, L (8,3) OBP: 0.275, SLG: 0.250										1	0	0	0	0	0	0						
17 Jason Repko, R (1,7) OBP: 0.415, SLG: 0.565										3	1	1	2	1	0	0						
31 Brad Penny, R (1,1) OBP: 0.111, SLG: 0.111										2	0	0	0	0	1	0						
Ricky Ledee, L (6, PH) OBP: 0.300, SLG: 0.444										1	0	1	1	0	0	0						
56 Hung-Chih Kuo, L (7,1)										0	0	0	0	0	0	0						
Dioner Navarro, S (8,2) OBP: 0.250, SLG: 0.317										1	0	0	0	0	0	1						
<b>Inning Stats</b>	R: 0 E: 0 K: 1 S: 10	H: 0 LOB: 2 BB: 2 P: 24	R: 2 E: 0 K: 1 S: 13	H: 2 LOB: 1 BB: 1 P: 22	R: 0 E: 0 K: 1 S: 7	H: 0 LOB: 0 BB: 0 P: 10	R: 0 E: 0 K: 0 S: 11	H: 0 LOB: 0 BB: 0 P: 16	R: 0 E: 0 K: 1 S: 10	H: 0 LOB: 0 BB: 0 P: 14	R: 2 E: 0 K: 0 S: 22	H: 2 LOB: 2 BB: 3 P: 38	R: 0 E: 0 K: 1 S: 9	H: 2 LOB: 2 BB: 0 P: 15	R: 0 E: 1 K: 0 S: 12	H: 0 LOB: 1 BB: 0 P: 18	R: 0 E: 0 K: 2 S: 10	H: 1 LOB: 1 BB: 0 P: 11	1B: 6 2B: 0 3B: 0 HR: 1	SF: 0 SAC: 0 DP: 0 HBP: 0	WP: 0 PB: 0 SB: 2 CS: 0	PA: 40
<b>PITCHER</b>	IP WLS BF H R ER SO BB IBB HBP BLK WP HR S P ERA WHIP															IP WLS BF H R ER SO BB IBB HBP BLK WP HR S P ERA WHIP						
45 Sean Marshall, L (1,1) ERA: 27.0	5.0	20	2	2	2	4	3	0	0	0	0	0	0	0	0	19	34	27.00	6.000			
47 Scott Eyre, L (6,1) ERA: 1.23	0.2	6	1	2	2	0	0	0	0	0	0	0	0	0	0	4	6	0.00	6.000			
Scott Williamson, R (7,1) ERA: 1.23	1.0	4	1	0	0	1	0	0	0	0	0	0	0	0	8	13	0.00	1.000				
Bob Howry, R (8,1) ERA: 1.17	1.0	4	0	0	0	0	0	0	0	0	0	0	0	0	12	18	0.00	0.000				
46 Ryan Dempster, R (9,1) ERA:	1.0	4	1	0	0	2	0	0	0	0	0	0	0	0	2	11	0.00	1.000				



Batter	1	2	3	4	5	6	7	8	9	AB	R	H	RBI	BB	SO	LOB	TOP		
Juan Pierre, L OBP: 0.277, SLG: 0.317 (1, 8)	B1-3		G1-3				B4										4 0 0 0 0 0 0		
Jerry Hairston, R OBP: 0.364, SLG: 0.381 (1, 4)	G3						P3										4 1 1 0 0 0 0		
Todd Walker, L OBP: 0.490, SLG: 0.600 Scott Williamson, R (8, 1)	G4-3						G4-3										3 0 0 0 1 0 1 0 0 0 0 0 0 0		
16 Aramis Ramirez, R OBP: 0.286, SLG: 0.340 (1, 5)		L7					F7										4 1 1 0 0 0 1		
Michael Barrett, R OBP: 0.340, SLG: 0.620 (1, 2)							G3										4 1 3 3 0 0 1		
Jacque Jones, L OBP: 0.250, SLG: 0.313 Freddie Bynum, L OBP: 0.154, SLG: 0.154 (8, 9)							K										3 0 0 0 0 3 2 1 0 1 0 0 0 0		
19 Matt Murton, R OBP: 0.339, SLG: 0.463 (1, 7)							G6-3										4 0 1 0 0 0 3		
5 Ronny Cedeno, R OBP: 0.373, SLG: 0.490 (1, 6)							F9										3 0 0 0 0 0 1		
Jerome Williams, R 44 Roberto Novoa, R 38 Carlos Zambrano, S David Aardsma, R Michael Restovich, R 13 Will Ohman, L John Mabry, L (1, 1) (2, 1) (5, PH) (5, 1) (7, PH) (7, 1) (8, 3)							K										0 0 0 0 0 0 0 1 0 0 0 0 1 0 1 0 0 0 0 1 0 0 0 0 0 0 0 0 1 0		
<b>Inning Stats</b>	R: 0 E: 0 K: 0 S: 6	H: 0 LOB: 0 BB: 0 P: 6	R: 0 E: 0 K: 1 S: 11	H: 1 LOB: 1 BB: 0 P: 17	R: 0 E: 0 K: 1 S: 10	H: 0 LOB: 0 BB: 0 P: 11	R: 3 E: 0 K: 1 S: 15	H: 4 LOB: 1 BB: 0 P: 25	R: 0 E: 0 K: 1 S: 10	H: 0 LOB: 0 BB: 0 P: 15	R: 0 E: 0 K: 0 S: 4	H: 0 LOB: 0 BB: 0 P: 8	R: 0 E: 0 K: 0 S: 6	H: 0 LOB: 0 BB: 0 P: 8	R: 0 E: 0 K: 0 S: 10	H: 2 LOB: 1 BB: 0 P: 15	1B: 5 2B: 2 3B: 0 HR: 1	SF: 0 SAC: 0 DP: 1 HBP: 0	WP: 0 PA: 34 PB: 0 SB: 0 CS: 0
<b>PITCHER</b>	IP WLS BF H R ER SO BB IBB HBP BLK WP HR S P ERA WHIP																		
30 Mark Mulder, L ERA: 3.86 41 Braden Looper, R ERA: 2.45 (1, 1) (9, 1)	8.0 W 30 5 3 3 5 1 0 0 0 0 0 1 69 97 3.38 0.750																		

Chicago Cubs @ St. Louis Cardinals  
Busch Stadium, St. Louis, MO  
Fri Apr 21 2006, 7:10 PM CDT  
Att: 41,379 - Clear - 75 F

AB	33
R	3
H	7
RBI	3
BB	1
SO	5
LOB	9



Batter	1	2	3	4	5	6	7	8	9	AB	R	H	RBI	BB	SO	LOB	BOTTOM		
22 David Eckstein, R OBP: 0.395, SLG: 0.433 (1, 6)	G6-3																5 1 3 1 0 0 0		
53 John Rodriguez, L OBP: 0.389, SLG: 0.533 41 Braden Looper, R (9, 1)																	3 1 1 1 1 0 2 0 0 0 0 0 0 0		
5 Albert Pujols, R OBP: 0.507, SLG: 1.038 (1, 3)																	5 1 2 4 0 1 4		
27 Scott Rolen, R OBP: 0.365, SLG: 0.481 (1, 5)																	3 1 0 0 1 0 3		
15 Jim Edmonds, L OBP: 0.278, SLG: 0.447 (1, 8)																	4 1 1 2 0 1 1		
43 Juan Encarnacion, R OBP: 0.262, SLG: 0.241 (1, 9)																	4 1 2 0 0 1 0		
4 Yadier Molina, R OBP: 0.182, SLG: 0.222 (1, 2)																	4 1 1 0 0 0 1		
Aaron Miles, S OBP: 0.438, SLG: 0.462 (1, 4)																	2 1 0 0 2 0 1		
30 Mark Mulder, L OBP: 0.500, SLG: 0.778 So Taguchi, R (8, PH) (9, 7)																	2 1 0 1 1 1 1 1 0 0 0 0 1 1		
<b>Inning Stats</b>	R: 2 E: 0 K: 0 S: 12	H: 2 LOB: 0 BB: 0 P: 19	R: 5 E: 0 K: 1 S: 28	H: 4 LOB: 1 BB: 2 P: 44	R: 0 E: 0 K: 1 S: 9	H: 1 LOB: 1 BB: 0 P: 13	R: 0 E: 0 K: 0 S: 6	H: 0 LOB: 0 BB: 0 P: 9	R: 2 E: 0 K: 1 S: 13	H: 1 LOB: 0 BB: 1 P: 24	R: 0 E: 0 K: 0 S: 10	H: 1 LOB: 2 BB: 1 P: 18	R: 0 E: 0 K: 0 S: 6	H: 0 LOB: 0 BB: 0 P: 10	R: 0 E: 0 K: 2 S: 12	H: 1 LOB: 2 BB: 1 P: 19	1B: 7 2B: 1 3B: 0 HR: 2	SF: 1 SAC: 0 DP: 0 HBP: 0	WP: 1 PA: 39 PB: 0 SB: 0 CS: 0
<b>PITCHER</b>	IP WLS BF H R ER SO BB IBB HBP BLK WP HR S P ERA WHIP																		
Jerome Williams, R ERA: 7.3 44 Roberto Novoa, R David Aardsma, R 13 Will Ohman, L Scott Williamson, R (1, 1) (2, 1) (5, 1) (7, 1) (8, 1)	1.1 L 12 6 7 7 0 2 0 0 0 0 0 0 0 22 32 0.00 0.375																		

Chicago Cubs @ St. Louis Cardinals  
Busch Stadium, St. Louis, MO  
Fri Apr 21 2006, 7:10 PM CDT  
Att: 41,379 - Clear - 75 F

AB	33
R	9
H	10
RBI	9
BB	5
SO	5
LOB	14






Batter	1	2	3	4	5	6	7	8	9	AB	R	H	RBI	BB	SO	LOB	TOP										
Juan Pierre, L (1, 8) OBP: 0.290, SLG: 0.328	G6-3		16 G5-3 5 SH1-3 1B		1-0 5 FC4-6 1B		G3-1			4	0	2	0	0	0	0	<b>Chicago Cubs @ St. Louis Cardinals</b> Busch Stadium, St. Louis, MO Sat Apr 22 2006, 1:15 PM CDT Att: 41,424 - Partly Cloudy - 77 F										
5 Ronny Cedeno, R (1, 6) OBP: 0.370, SLG: 0.481	1B		SH1-3		1-0 5 FC4-6 1B		FC4-6		L5	3	0	1	0	0	0	1											
Todd Walker, L (1, 4) OBP: 0.442, SLG: 0.609 Scott Williamson, R (5, 1)	1B		16 G5-3 BB		4-2 16 G5-4-3 BB				K	1	0	1	0	2	0	0											
Freddie Bynum, L (6, 7) OBP: 0.143, SLG: 0.143 Bob Howry, L (8, 1)	1B		G5-3		1-0 G5-4-3 BB				G6-3	1	0	0	0	0	0	0											
16 Aramis Ramirez, R (1, 5) OBP: 0.283, SLG: 0.321	BB		G5-3		1-0 G5-4-3 BB				G6-3	3	0	0	1	1	0	4											
John Mabry, L (1, 3) OBP: 0.353, SLG: 0.529	L6		G4-3		2-0 F7				F7	4	0	0	0	0	0	4											
Jacque Jones, L (1, 9) OBP: 0.250, SLG: 0.306		1-0 24 G5-4-3 1B		G3-1		2-3 K			E1	4	0	1	0	0	1	0											
19 Matt Murton, R (1, 7) OBP: 0.323, SLG: 0.439 47 Scott Eyre, L (6, 1) Jerry Hairston, R (8, 7) OBP: 0.348, SLG: 0.364	P4		G6-3		3-3 K				P4	3	0	0	0	0	1	1											
24 Henry Blanco, R (1, 2) OBP: 0.231, SLG: 0.091 Michael Barrett, R (9, PH) OBP: 0.333, SLG: 0.608	G5-4-3		FC6-4 BB		3-2 F7				F7	2	0	0	0	1	0	1											
Glendon Rusch, L (1, 1) OBP: 0.333, SLG: 0.500 Neifi Perez, S (5, 4) OBP: 0.238, SLG: 0.286			5 SH1-3 16 G5-3 1B		2-2 FC6-4 BB				G5-3	2	1	1	0	0	0	1											
<b>Inning Stats</b>	R: 0 E: 0 K: 0 S: 9	H: 2 W: 22 BB: 1 P: 15	R: 0 E: 0 K: 0 S: 5	H: 1 LOB: 0 BB: 0 P: 11	R: 1 E: 0 K: 0 S: 13	H: 2 LOB: 2 BB: 1 P: 22	R: 0 E: 0 K: 0 S: 14	H: 0 LOB: 1 BB: 1 P: 23	R: 0 E: 0 K: 2 S: 11	H: 0 LOB: 0 BB: 0 P: 18	R: 0 E: 0 K: 0 S: 8	H: 0 LOB: 0 BB: 0 P: 16	R: 0 E: 0 K: 1 S: 11	H: 0 LOB: 0 BB: 0 P: 17	R: 0 E: 1 K: 0 S: 10	H: 0 LOB: 1 BB: 0 P: 17	1B: 6 2B: 0 3B: 0 HR: 0	SF: 0 SAC: 1 DP: 2 HBP: 0	WP: 0 PB: 0 SB: 1 CS: 0	PA: 35							
<b>PITCHER</b>	IP	WLS	BF	H	R	ER	SO	BB	IBB	HBP	BLK	WP	HR	S	P	ERA	WHIP										
Sidney Ponson, R (1, 1) ERA: 3.31	5.0	W	22	6	1	1	0	4	0	0	0	0	0	48	84	1.80	2.000										
50 Adam Wainwright, R (6, 1) ERA: 1.04	1.0	H	3	0	0	0	2	0	0	0	0	0	0	11	18	0.00	0.000										
41 Braden Looper, R (7, 1) ERA: 1.93	2.0	H	6	0	0	0	1	0	0	0	0	0	0	19	32	0.00	0.000										
44 Jason Isringhausen, R (9, 1) ERA: 7.5	1.0	S	4	0	0	0	0	0	0	0	0	0	0	10	17	0.00	0.000										

Batter	1	2	3	4	5	6	7	8	9	AB	R	H	RBI	BB	SO	LOB	BOTTOM										
22 David Eckstein, R (1, 6) OBP: 0.388, SLG: 0.423	K		G3		0-0 7 BB 1B		F8			4	1	1	1	0	1	3	<b>Chicago Cubs @ St. Louis Cardinals</b> Busch Stadium, St. Louis, MO Sat Apr 22 2006, 1:15 PM CDT Att: 41,424 - Partly Cloudy - 77 F										
7 Hector Luna, R (1, 4) OBP: 0.375, SLG: 0.522	G5-3		P6		4-2 5 BB BB		F9		F9	3	0	0	0	1	0	1											
5 Albert Pujols, R (1, 3) OBP: 0.507, SLG: 1.000	BB		F9		2-1 1-3 2-H 3-H 1B		F9		F9	3	0	1	2	1	0	0											
27 Scott Rolen, R (1, 5) OBP: 0.358, SLG: 0.456	K		L8		3-2 L8		F8		BB	3	0	0	0	1	1	3											
15 Jim Edmonds, L (1, 8) OBP: 0.276, SLG: 0.420	F7		L8		4-2 43 WP 2B BB		K		K	3	1	0	0	1	1	1											
43 Juan Encarnacion, R (1, 9) OBP: 0.246, SLG: 0.228 44 Jason Isringhausen, R (9, 1)	P6		K		1-3 SAFE SAFE K		K		F9	4	0	0	0	0	2	1											
4 Yadier Molina, R (1, 2) OBP: 0.186, SLG: 0.241	P6		F9		3-2 F9		2B		G4-3	4	0	1	1	0	0	0											
So Taguchi, R (1, 7) OBP: 0.267, SLG: 0.286			22 G3 SH1-4 1B		4-2 53 BB 22 BB BB				F9	2	1	1	0	1	0	0											
Sidney Ponson, R (1, 1) ERA: 3.31 53 John Rodriguez, L (5, PH) ERA: 6.41 50 Adam Wainwright, R (6, 1) ERA: 1.04 26 Scott Spiezio, S (6, PH) OBP: 0.225, SLG: 0.046 41 Braden Looper, R (7, 1) 55 Skip Schumaker, L (9, 9) OBP: 0.276, SLG: 0.275	SH1-4		7 BB 22 BB 5 BB 1B		4-2 SAFE SAFE K		K		K	0	0	0	0	0	0	0											
<b>Inning Stats</b>	R: 0 E: 0 K: 2 S: 9	H: 0 LOB: 1 BB: 1 P: 14	R: 0 E: 0 K: 0 S: 8	H: 0 LOB: 0 BB: 0 P: 12	R: 0 E: 0 K: 0 S: 13	H: 1 LOB: 1 BB: 0 P: 17	R: 0 E: 0 K: 0 S: 11	H: 0 LOB: 0 BB: 0 P: 19	R: 3 E: 0 K: 1 S: 21	H: 2 LOB: 2 BB: 3 P: 40	R: 1 E: 0 K: 2 S: 13	H: 1 LOB: 1 BB: 1 P: 24	R: 0 E: 0 K: 1 S: 6	H: 0 LOB: 1 BB: 1 P: 16	R: 0 E: 0 K: 0 S: 8	H: 0 LOB: 0 BB: 0 P: 14		1B: 3 2B: 1 3B: 0 HR: 0	SF: 0 SAC: 1 DP: 0 HBP: 1	WP: 1 PB: 0 SB: 0 CS: 0	PA: 35						
<b>PITCHER</b>	IP	WLS	BF	H	R	ER	SO	BB	IBB	HBP	BLK	WP	HR	S	P	ERA	WHIP										
Glendon Rusch, L (1, 1) ERA: 6.41	4.2	L	20	2	3	3	3	4	0	0	0	0	0	58	95	5.79	1.286										
Scott Williamson, R (5, 1) ERA: 2.16	0.2		6	2	1	1	1	1	0	1	0	1	0	13	26	13.50	4.500										
47 Scott Eyre, L (6, 1) ERA: 1.04	1.2		6	0	0	0	2	1	0	0	0	0	0	10	21	0.00	0.600										
Bob Howry, R (8, 1) ERA: 1.04	1.0		3	0	0	0	0	0	0	0	0	0	0	8	14	0.00	0.000										


**Chicago Cubs @ St. Louis Cardinals**  
 Busch Stadium, St. Louis, MO  
 Sat Apr 22 2006, 1:15 PM CDT  
 Att: 41,424 - Partly Cloudy - 77 F

**AB 30**  
**R 1**  
**H 6**  
**RBI 1**  
**BB 4**  
**SO 3**  
**LOB 14**



**Chicago Cubs @ St. Louis Cardinals**  
 Busch Stadium, St. Louis, MO  
 Sat Apr 22 2006, 1:15 PM CDT  
 Att: 41,424 - Partly Cloudy - 77 F

**AB 27**  
**R 4**  
**H 4**  
**RBI 4**  
**BB 6**  
**SO 6**  
**LOB 11**









Batter	1	2	3	4	5	6	7	8	9	AB	R	H	RBI	BB	SO	LOB	TOP										
2 Hanley Ramirez, R OBP: 0.363, SLG: 0.541	F9	K		G4-3			G4-3		G5-3	5	0	0	0	0	1	2	<b>Florida Marlins @ Chicago Cubs</b> Wrigley Field, Chicago, IL Mon Apr 24 2006, 6:05 PM CDT Att: 36,865 - Clear - 63 F										
6 Dan Uggla, R OBP: 0.333, SLG: 0.435	HR	BB		K			K		P4	4	1	0	0	1	3	0											
Miguel Cabrera, R OBP: 0.425, SLG: 0.635	1-H	HR		14 2B	BB		17 FC4-6	2B		3	2	2	2	1	1	0											
14 Josh Willingham, R OBP: 0.371, SLG: 0.581										3	0	2	1	0	0	0											
1 Enc Reed, L OBP: 0.167, SLG: 0.091										0	0	0	0	0	0	0											
17 Mike Jacobs, L OBP: 0.328, SLG: 0.411	K									3	0	0	0	1	1	4											
Chris Aquila, R OBP: 0.275, SLG: 0.306										3	0	0	0	1	2	5											
61 Reggie Abercrombie, R OBP: 0.269, SLG: 0.263										4	0	0	0	0	3	4											
20 Matt Treanor, R OBP: 0.200, SLG: 0.211										4	0	1	0	0	2	3											
Jason Vargas, L OBP: 0.300, SLG: 0.300										3	0	1	0	0	1	1											
Matt Herges, L ERA: 9.82										0	0	0	0	0	0	0											
55 Josh Johnson, L OBP: 0.385, SLG: 0.333										1	0	0	0	0	1	0											
4 Alfredo Amezaga, S OBP: 0.385, SLG: 0.333										1	0	0	0	0	1	0											
<b>Inning Stats</b>	R: 2 E: 0 K: 2 S: 15	H: 2 LOB: 1 BB: 1 P: 27	R: 0 E: 0 K: 2 S: 10	H: 1 LOB: 1 BB: 0 P: 14	R: 1 E: 0 K: 3 S: 12	H: 1 LOB: 2 BB: 2 P: 25	R: 0 E: 0 K: 0 S: 7	H: 1 LOB: 0 BB: 0 P: 9	R: 0 E: 0 K: 1 S: 9	H: 0 LOB: 0 BB: 0 P: 12	R: 0 E: 0 K: 2 S: 9	H: 0 LOB: 0 BB: 0 P: 13	R: 0 E: 1 K: 2 S: 14	H: 0 LOB: 3 BB: 1 P: 25	R: 0 E: 0 K: 1 S: 9	H: 0 LOB: 0 BB: 0 P: 13	1B: 3 2B: 2 3B: 0 HR: 1	SF: 0 SAC: 0 DP: 1 HBP: 1	WP: 0 PB: 0 SB: 3 CS: 0	PA: 38							
<b>PITCHER</b>	IP	WLS	BF	H	R	ER	SO	BB	IBB	HBP	BLK	WP	HR	S	P	ERA	WHIP										
38 Carlos Zambrano, R ERA: 3.94	7.0		30	6	3	3	12	3	0	1	0	0	1	69	114	3.86	1.286										
David Aardsma, R ERA: 9.82	1.0	W	5	0	0	0	2	1	0	0	0	0	0	14	25	0.00	1.000										
46 Ryan Dempster, R ERA: 1.64	1.0	S	3	0	0	0	1	0	0	0	0	0	0	9	13	0.00	0.000										

Batter	1	2	3	4	5	6	7	8	9	AB	R	H	RBI	BB	SO	LOB	BOTTOM										
Juan Pierre, L OBP: 0.299, SLG: 0.360	F7		G6-3		F7					4	1	1	0	0	0	2	<b>Florida Marlins @ Chicago Cubs</b> Wrigley Field, Chicago, IL Mon Apr 24 2006, 6:05 PM CDT Att: 36,865 - Clear - 63 F										
5 Ronny Cedeno, R OBP: 0.377, SLG: 0.517	K				P4					3	1	0	0	1	1	0											
Todd Walker, L OBP: 0.450, SLG: 0.577	F7				F9					3	1	0	0	1	0	0											
16 Aramis Ramirez, R OBP: 0.294, SLG: 0.356										3	1	0	1	1	0	2											
Michael Barrett, R OBP: 0.306, SLG: 0.534										3	0	0	0	1	1	4											
19 Matt Murton, R OBP: 0.343, SLG: 0.419										2	1	1	2	2	0	1											
Jacque Jones, L OBP: 0.271, SLG: 0.442										3	1	1	3	0	0	2											
Nelfi Perez, S OBP: 0.207, SLG: 0.276										4	0	1	0	0	1	2											
38 Carlos Zambrano, S OBP: 0.091, SLG: 0.091										2	0	0	0	0	1	2											
John Mabry, L OBP: 0.316, SLG: 0.474										1	0	0	0	0	0	2											
David Aardsma, R ERA: 5.4										0	0	0	0	0	0	0											
Michael Restovich, R ERA: 4.66										0	0	0	0	0	1	0											
46 Ryan Dempster, R ERA: 4.66										0	0	0	0	0	0	0											
<b>Inning Stats</b>	R: 0 E: 0 K: 1 S: 8	H: 0 LOB: 0 BB: 0 P: 14	R: 0 E: 0 K: 0 S: 12	H: 0 LOB: 1 BB: 1 P: 21	R: 0 E: 0 K: 1 S: 9	H: 0 LOB: 0 BB: 0 P: 11	R: 0 E: 0 K: 0 S: 7	H: 0 LOB: 1 BB: 1 P: 12	R: 0 E: 0 K: 0 S: 6	H: 1 LOB: 2 BB: 1 P: 14	R: 0 E: 0 K: 0 S: 5	H: 0 LOB: 0 BB: 0 P: 9	R: 0 E: 0 K: 1 S: 11	H: 0 LOB: 2 BB: 1 P: 23	R: 6 E: 0 K: 2 S: 18	H: 3 LOB: 0 BB: 2 P: 36	1B: 1 2B: 2 3B: 0 HR: 1	SF: 0 SAC: 0 DP: 0 HBP: 1	WP: 0 PB: 0 SB: 0 CS: 0	PA: 36							
<b>PITCHER</b>	IP	WLS	BF	H	R	ER	SO	BB	IBB	HBP	BLK	WP	HR	S	P	ERA	WHIP										
Jason Vargas, L ERA: 5.06	6.1		25	1	0	0	2	4	0	1	0	0	0	52	94	0.00	0.789										
Matt Herges, R ERA: 5.4	0.2	H	4	1	2	2	1	1	0	0	0	0	0	9	19	27.00	3.000										
55 Josh Johnson, R ERA: 4.66	1.0	L	7	2	4	4	2	1	0	0	0	0	1	15	27	36.00	3.000										





Batter	1	2	3	4	5	6	7	8	9	AB	R	H	RBI	BB	SO	LOB	TOP			
2 Hanley Ramirez, R OBP: 0.369, SLG: 0.532	G5-3		BB			K		1B		3	0	1	0	1	1	0	<b>Florida Marlins @ Chicago Cubs</b> Wrigley Field, Chicago, IL Tue Apr 25 2006, 7:05 PM CDT Att: 38,680 - Overcast - 39 F			
6 Dan Uggla, R OBP: 0.342, SLG: 0.439	L5		F8			1B		1B		4	0	2	1	0	0	1				
Miguel Cabrera, R OBP: 0.416, SLG: 0.606	BB					K		FC4-6		3	0	0	0	1	1	3				
14 Josh Willingham, R OBP: 0.351, SLG: 0.545	F7							1B		4	0	0	0	0	0	1				
Wes Helms, R OBP: 0.350, SLG: 0.421	L7					K		G5-3		4	0	0	0	0	2	0				
Miguel Olivo, R OBP: 0.277, SLG: 0.565	K					K		F7		4	0	0	0	0	2	0				
Chris Aquila, R OBP: 0.279, SLG: 0.308	G1-3					1B		K		3	0	1	0	0	1	0				
61 Reggie Abercrombie, R OBP: 0.216, SLG: 0.286			G1-3			G4-6-3		1B		3	1	1	0	0	0	1				
Dontrelle Willis, L OBP: 0.182, SLG: 0.100			L6			K		F8		2	0	0	0	0	1	0				
17 Mike Jacobs, L OBP: 0.324, SLG: 0.404										1	0	0	0	0	0	1				
Randy Messenger, R										0	0	0	0	0	0	0				
<b>Inning Stats</b>	R: 0 E: 0 K: 0 S: 10	H: 0 LOB: 1 BB: 1 P: 19	R: 0 E: 0 K: 1 S: 6	H: 0 LOB: 0 BB: 0 P: 10	R: 0 E: 0 K: 0 S: 7	H: 0 LOB: 1 BB: 1 P: 15	R: 0 E: 0 K: 1 S: 6	H: 0 LOB: 0 BB: 0 P: 10	R: 0 E: 0 K: 3 S: 13	H: 1 LOB: 1 BB: 0 P: 9	R: 0 E: 0 K: 1 S: 10	H: 0 LOB: 0 BB: 0 P: 14	R: 1 E: 0 K: 1 S: 15	H: 3 LOB: 2 BB: 0 P: 23	R: 0 E: 0 K: 0 S: 10	H: 0 LOB: 0 BB: 0 P: 16	1B: 5 2B: 0 3B: 0 HR: 0	SF: 0 SAC: 0 DP: 1 HBP: 0	WP: 0 PB: 0 SB: 3 CS: 0	PA: 33
<b>PITCHER</b>	IP WLS BF H R ER SO BB IBB HBP BLK WP HR S P ERA WHIP																			
45 Sean Marshall, L ERA: 4.22	7.0 W 24 2 0 0 7 2 0 0 0 0 0 0 58 96 0.00 0.571																			
Bob Howry, R ERA: 1.86	1.0 H 6 3 1 1 1 0 0 0 0 0 0 0 15 23 9.00 3.000																			
46 Ryan Dempster, R ERA: 1.5	1.0 S 3 0 0 0 0 0 0 0 0 0 0 0 10 16 0.00 0.000																			

Batter	1	2	3	4	5	6	7	8	9	AB	R	H	RBI	BB	SO	LOB	BOTTOM			
Juan Pierre, L OBP: 0.284, SLG: 0.342	K		G4-3			K		G4-3		4	0	0	0	0	2	0	<b>Florida Marlins @ Chicago Cubs</b> Wrigley Field, Chicago, IL Tue Apr 25 2006, 7:05 PM CDT Att: 38,680 - Overcast - 39 F			
5 Ronny Cedeno, R OBP: 0.354, SLG: 0.484	K		G6-3			K		G1-3		4	0	0	0	0	2	0				
Todd Walker, L OBP: 0.438, SLG: 0.545	BB		L9			G4-3		G4-3		3	0	0	0	1	0	0				
16 Aramis Ramirez, R OBP: 0.296, SLG: 0.344	FC6-4					G5-3				2	1	0	0	1	0	1				
Michael Barrett, R OBP: 0.313, SLG: 0.550			G1-3			SH1-3		2B		2	1	1	0	0	0	0				
19 Matt Murton, R OBP: 0.370, SLG: 0.462			1B			G6-3		1B		3	1	3	2	0	0	0				
Jacque Jones, L OBP: 0.280, SLG: 0.422			G5-3			G6-3		SH5-3		2	0	0	0	0	0	2				
Jerry Hairston, R OBP: 0.385, SLG: 0.375			IBB			L8		PO		2	0	1	1	1	0	0				
45 Sean Marshall, L OBP: 0.125, SLG: 0.125			G6-3			K		K		2	0	0	0	0	1	2				
Michael Restovich, R										1	0	0	0	0	1	1				
Bob Howry, L										0	0	0	0	0	0	0				
46 Ryan Dempster, R										0	0	0	0	0	0	0				
<b>Inning Stats</b>	R: 0 E: 0 K: 2 S: 9	H: 1 LOB: 2 BB: 1 P: 16	R: 0 E: 0 K: 0 S: 9	H: 1 LOB: 1 BB: 1 P: 19	R: 0 E: 0 K: 0 S: 6	H: 0 LOB: 0 BB: 0 P: 7	R: 1 E: 0 K: 0 S: 6	H: 1 LOB: 0 BB: 1 P: 12	R: 0 E: 0 K: 2 S: 7	H: 0 LOB: 0 BB: 0 P: 9	R: 0 E: 0 K: 1 S: 6	H: 0 LOB: 0 BB: 0 P: 11	R: 2 E: 0 K: 1 S: 15	H: 3 LOB: 0 BB: 0 P: 18	R: 0 E: 0 K: 0 S: 7	H: 0 LOB: 0 BB: 0 P: 10	1B: 3 2B: 2 3B: 0 HR: 0	SF: 0 SAC: 2 DP: 1 HBP: 0	WP: 0 PB: 0 SB: 0 CS: 0	PA: 31
<b>PITCHER</b>	IP WLS BF H R ER SO BB IBB HBP BLK WP HR S P ERA WHIP																			
Dontrelle Willis, L ERA: 3.13	7.0 L 27 2 3 3 6 2 1 0 0 0 0 0 58 92 3.86 1.000																			
Randy Messenger, R ERA:	1.0 3 0 0 0 0 0 0 0 0 0 0 0 7 10 0.00 0.000																			





Batter	1	2	3	4	5	6	7	8	9	AB	R	H	RBI	BB	SO	LOB	TOP								
2 Hanley Ramirez, R OBP: 0.371, SLG: 0.519	3-2 L6-4 WP 1B		4-1 CS BB	1-3 K			2-3 K	2-3 K		4	0	1	0	1	3	4									
4 Alfredo Amezaga, S OBP: 0.278, SLG: 0.235	3-2 SAFE L6-4		1-2 G6-3		0-2 G2-3		2-1 G6-3		1-3 K	5	0	0	0	0	1	2									
Miguel Cabrera, R OBP: 0.439, SLG: 0.638	2-2 3B			4-1 14 HR BB	0-0 1B		2-2 F8		4-2 17 SH1-3 1B	3	2	2	0	2	0	0									
14 Josh Willingham, R OBP: 0.385, SLG: 0.597 1 Eric Reed, L OBP: 0.187, SLG: 0.091	1-0 HBP			0-1 HR	4-2 17 G5-4-3 BB			4-1 17 WP 17 BLK 2B	0-0 SH1-3	1	1	1	2	2	0	0									
17 Mike Jacobs, L OBP: 0.329, SLG: 0.393	3-3 K			4-2 1B 20 BB	0-1 G5-4-3			2-3 K	1-0 2B 1B	4	1	1	1	1	2	5									
6 Dan Uggla, R OBP: 0.346, SLG: 0.443		1-0 P5		2-3 K				4-2 2B BB	3-1 2B	4	1	1	0	1	2	1									
Chris Aquila, R OBP: 0.313, SLG: 0.372		0-3 K		0-0 20 BB 1B				4-0 2B SF8 BB	0-0 G6-3	4	1	2	0	1	1	2									
20 Matt Treanor, R OBP: 0.217, SLG: 0.227 Wes Helms, R OBP: 0.381, SLG: 0.500 Franklyn German, R OBP: 0.381, SLG: 0.500 Matt Herges, L OBP: 0.381, SLG: 0.500 Joe Borowski, R OBP: 0.381, SLG: 0.500		1-3 K		0-2 SH2-4 1B				1-0 SF8 2B		3	0	1	1	0	2	1									
Scott Olsen, L OBP: 0.167, SLG: 0.167 47 Ricky Nolasco, R OBP: 0.167, SLG: 0.167 Miguel Olivo, R OBP: 0.271, SLG: 0.565			0-1 G4-3	1-0 SH2-4				2-2 F8		1	0	0	0	0	0	0									
<b>Inning Stats</b>	R: 0 E: 0 K: 1 S: 12	H: 2 LOB: 2 BB: 0 P: 24	R: 0 E: 0 K: 2 S: 8	H: 0 LOB: 0 BB: 0 P: 10	R: 0 E: 0 K: 0 S: 7	H: 0 LOB: 0 BB: 1 P: 12	R: 3 E: 0 K: 2 S: 17	H: 3 LOB: 2 BB: 2 P: 29	R: 0 E: 0 K: 0 S: 8	H: 1 LOB: 1 BB: 0 P: 12	R: 0 E: 0 K: 1 S: 13	H: 1 LOB: 1 BB: 0 P: 18	R: 0 E: 0 K: 1 S: 11	H: 0 LOB: 0 BB: 0 P: 17	R: 3 E: 0 K: 2 S: 15	H: 1 LOB: 2 BB: 3 P: 31	R: 1 E: 0 K: 1 S: 10	H: 2 LOB: 2 BB: 1 P: 19	1B: 5 2B: 3 3B: 2 HR: 1	SF: 1 SAC: 2 DP: 2 HBP: 1	WP: 2 PB: 0 SB: 0 CS: 1	PA: 43			
<b>PITCHER</b>	IP WLS BF H R ER SO BB IBB HBP BLK WP HR S P ERA WHIP	IP WLS BF H R ER SO BB IBB HBP BLK WP HR S P ERA WHIP	IP WLS BF H R ER SO BB IBB HBP BLK WP HR S P ERA WHIP	IP WLS BF H R ER SO BB IBB HBP BLK WP HR S P ERA WHIP	IP WLS BF H R ER SO BB IBB HBP BLK WP HR S P ERA WHIP	IP WLS BF H R ER SO BB IBB HBP BLK WP HR S P ERA WHIP	IP WLS BF H R ER SO BB IBB HBP BLK WP HR S P ERA WHIP	IP WLS BF H R ER SO BB IBB HBP BLK WP HR S P ERA WHIP	IP WLS BF H R ER SO BB IBB HBP BLK WP HR S P ERA WHIP	IP WLS BF H R ER SO BB IBB HBP BLK WP HR S P ERA WHIP	IP WLS BF H R ER SO BB IBB HBP BLK WP HR S P ERA WHIP	IP WLS BF H R ER SO BB IBB HBP BLK WP HR S P ERA WHIP	IP WLS BF H R ER SO BB IBB HBP BLK WP HR S P ERA WHIP	IP WLS BF H R ER SO BB IBB HBP BLK WP HR S P ERA WHIP	IP WLS BF H R ER SO BB IBB HBP BLK WP HR S P ERA WHIP	IP WLS BF H R ER SO BB IBB HBP BLK WP HR S P ERA WHIP	IP WLS BF H R ER SO BB IBB HBP BLK WP HR S P ERA WHIP	IP WLS BF H R ER SO BB IBB HBP BLK WP HR S P ERA WHIP	IP WLS BF H R ER SO BB IBB HBP BLK WP HR S P ERA WHIP	IP WLS BF H R ER SO BB IBB HBP BLK WP HR S P ERA WHIP	IP WLS BF H R ER SO BB IBB HBP BLK WP HR S P ERA WHIP	IP WLS BF H R ER SO BB IBB HBP BLK WP HR S P ERA WHIP	IP WLS BF H R ER SO BB IBB HBP BLK WP HR S P ERA WHIP	IP WLS BF H R ER SO BB IBB HBP BLK WP HR S P ERA WHIP	IP WLS BF H R ER SO BB IBB HBP BLK WP HR S P ERA WHIP

Florida Marlins @ Chicago Cubs  
Wrigley Field, Chicago, IL  
Wed Apr 26 2006, 1:20 PM CDT  
Att: 39,611 - Sunny - 57 F

AB	31
R	7
H	10
RBI	7
BB	8
SO	11
LOB	16



Batter	1	2	3	4	5	6	7	8	9	AB	R	H	RBI	BB	SO	LOB	BOTTOM									
Juan Pierre, L OBP: 0.291, SLG: 0.329	2-3 K		0-0 F9		3-2 5 CS HBP			4-2 16 BB 19 BB	2-3 K	3	1	0	0	1	2	1										
5 Ronny Cedeno, R OBP: 0.348, SLG: 0.462	1-2 G4-3			4-1 19 BB 16 BB FC4-6 BB	1-0 CS	0-3 K		1-1 F8		3	1	0	0	1	1	2										
Todd Walker, L OBP: 0.412, SLG: 0.508	1-0 G4-3			0-3 K				3-1 L7		4	0	0	0	0	1	3										
16 Aramis Ramirez, R OBP: 0.333, SLG: 0.413		2-1 HR		4-1 19 BB E BB				4-0 19 BB	1-2 2-3 BB	2	2	2	1	2	0	0										
19 Matt Murton, R OBP: 0.377, SLG: 0.456		3-2 L7		4-0 FC4-6 BB				2-2 G3-4-1	1-0 1B	3	0	1	2	1	0	1										
Jerry Hairston, R OBP: 0.333, SLG: 0.321 47 Scott Eyre, L OBP: 0.200, SLG: 0.267		3-2 F7		0-1 FC4-6 S				1-2 2-H 3-H 1B	1-3 K	4	0	0	1	0	2	3										
Jacque Jones, L OBP: 0.245, SLG: 0.396 Bob Howry, L OBP: 0.200, SLG: 0.267		1-0 G4-3		1-2 2-3 G4-3				3-3 K		3	0	0	0	0	1	1										
24 Henry Blanco, R OBP: 0.235, SLG: 0.071			2-2 F7		3-1 P2			1-3 K		3	0	0	0	1	1	0										
37 Angel Guzman, R OBP: 0.333, SLG: 0.476 44 Roberto Novoa, R OBP: 0.333, SLG: 0.476 Scott Williamson, R OBP: 0.333, SLG: 0.476 John Mabry, L OBP: 0.333, SLG: 0.476			2-1 L4		2-1 G1-3			0-1 16 BB 19 BB 1B	3-3 K	2	0	0	0	0	0	0										
<b>Inning Stats</b>	R: 0 E: 0 K: 1 S: 9	H: 0 LOB: 0 BB: 0 P: 13	R: 1 E: 0 K: 0 S: 9	H: 1 LOB: 0 BB: 0 P: 18	R: 0 E: 0 K: 0 S: 8	H: 0 LOB: 0 BB: 0 P: 12	R: 2 E: 1 K: 1 S: 10	H: 0 LOB: 1 BB: 3 P: 25	R: 0 E: 0 K: 0 S: 7	H: 0 LOB: 0 BB: 0 P: 16	R: 0 E: 0 K: 1 S: 12	H: 1 LOB: 1 BB: 0 P: 19	R: 0 E: 0 K: 3 S: 10	H: 0 LOB: 0 BB: 0 P: 16	R: 2 E: 0 K: 1 S: 13	H: 2 LOB: 2 BB: 2 P: 27	R: 0 E: 0 K: 2 S: 15	H: 0 LOB: 1 BB: 1 P: 25	1B: 3 2B: 0 3B: 0 HR: 1	SF: 0 SAC: 0 DP: 0 HBP: 1	WP: 0 PB: 0 SB: 1 CS: 1	PA: 38				
<b>PITCHER</b>	IP WLS BF H R ER SO BB IBB HBP BLK WP HR S P ERA WHIP	IP WLS BF H R ER SO BB IBB HBP BLK WP HR S P ERA WHIP	IP WLS BF H R ER SO BB IBB HBP BLK WP HR S P ERA WHIP	IP WLS BF H R ER SO BB IBB HBP BLK WP HR S P ERA WHIP	IP WLS BF H R ER SO BB IBB HBP BLK WP HR S P ERA WHIP	IP WLS BF H R ER SO BB IBB HBP BLK WP HR S P ERA WHIP	IP WLS BF H R ER SO BB IBB HBP BLK WP HR S P ERA WHIP	IP WLS BF H R ER SO BB IBB HBP BLK WP HR S P ERA WHIP	IP WLS BF H R ER SO BB IBB HBP BLK WP HR S P ERA WHIP	IP WLS BF H R ER SO BB IBB HBP BLK WP HR S P ERA WHIP	IP WLS BF H R ER SO BB IBB HBP BLK WP HR S P ERA WHIP	IP WLS BF H R ER SO BB IBB HBP BLK WP HR S P ERA WHIP	IP WLS BF H R ER SO BB IBB HBP BLK WP HR S P ERA WHIP	IP WLS BF H R ER SO BB IBB HBP BLK WP HR S P ERA WHIP	IP WLS BF H R ER SO BB IBB HBP BLK WP HR S P ERA WHIP	IP WLS BF H R ER SO BB IBB HBP BLK WP HR S P ERA WHIP	IP WLS BF H R ER SO BB IBB HBP BLK WP HR S P ERA WHIP	IP WLS BF H R ER SO BB IBB HBP BLK WP HR S P ERA WHIP	IP WLS BF H R ER SO BB IBB HBP BLK WP HR S P ERA WHIP	IP WLS BF H R ER SO BB IBB HBP BLK WP HR S P ERA WHIP	IP WLS BF H R ER SO BB IBB HBP BLK WP HR S P ERA WHIP	IP WLS BF H R ER SO BB IBB HBP BLK WP HR S P ERA WHIP	IP WLS BF H R ER SO BB IBB HBP BLK WP HR S P ERA WHIP	IP WLS BF H R ER SO BB IBB HBP BLK WP HR S P ERA WHIP	IP WLS BF H R ER SO BB IBB HBP BLK WP HR S P ERA WHIP	IP WLS BF H R ER SO BB IBB HBP BLK WP HR S P ERA WHIP

Florida Marlins @ Chicago Cubs  
Wrigley Field, Chicago, IL  
Wed Apr 26 2006, 1:20 PM CDT  
Att: 39,611 - Sunny - 57 F

AB	30
R	5
H	4
RBI	4
BB	6
SO	9
LOB	12





Batter	1	2	3	4	5	6	7	8	9	AB	R	H	RBI	BB	SO	LOB	TOP					
23 Ricke Weeks Jr. R OBP: 0.329, SLG: 0.290	F9		K							3	1	1	0	0	1	0	<b>Milwaukee Brewers @ Chicago Cubs</b> Wrigley Field, Chicago, IL Fri Apr 28 2006, 1:20 PM CDT Att: 39,522 - Sunny - 62 F					
7 J.J. Hardy R OBP: 0.311, SLG: 0.405	1B BB		G4-3							3	0	1	0	1	0	1						
Geoff Jenkins, L OBP: 0.350, SLG: 0.462	1B		FC4-6							4	0	3	2	0	1	0						
Carlos Lee, R OBP: 0.426, SLG: 0.622	1B		FC4-6							3	0	1	0	1	0	3						
28 Prince Fielder L OBP: 0.394, SLG: 0.494	K									4	0	0	0	0	3	4						
47 Corey Koskie L OBP: 0.346, SLG: 0.516	F7									4	0	0	0	0	2	4						
Damian Miller, R OBP: 0.387, SLG: 0.537										4	0	1	0	0	2	0						
Brady Clark, R OBP: 0.302, SLG: 0.264	F8									4	0	0	0	0	1	1						
31 Dave Bush, R OBP: 0.250, SLG: 0.250										2	1	1	0	0	1	0	<b>Brewers</b>					
Jeff Cirillo, R OBP: 0.318, SLG: 0.286										1	0	0	0	0	0	0						
Jorge De La Rosa, L ERA: 0.77										0	0	0	0	0	0	0						
Justin Lehr, R										0	0	0	0	0	0	0						
18 Gabo Gross, L OBP: 0.400, SLG: 0.774										1	0	0	0	0	1	0						
<b>Inning Stats</b>	R: 0 E: 0 K: 1 S: 13	H: 2 LOB: 3 BB: 1 P: 20	R: 0 E: 0 K: 1 S: 7	H: 0 LOB: 0 BB: 0 P: 8	R: 0 E: 0 K: 1 S: 9	H: 1 LOB: 1 BB: 0 P: 13	R: 0 E: 0 K: 2 S: 9	H: 0 LOB: 0 BB: 0 P: 14	R: 2 E: 0 K: 0 S: 10	H: 4 LOB: 1 BB: 0 P: 16	R: 0 E: 0 K: 1 S: 10	H: 1 LOB: 1 BB: 0 P: 18	R: 0 E: 0 K: 0 S: 8	H: 0 LOB: 0 BB: 0 P: 13	R: 0 E: 0 K: 3 S: 11	H: 0 LOB: 1 BB: 1 P: 20	R: 0 E: 0 K: 3 S: 9	H: 0 LOB: 0 BB: 0 P: 14	1B: 7 2B: 1 3B: 0 HR: 0	SF: 0 SAC: 0 DP: 1 HBP: 1	WP: 0 PB: 0 SB: 0 CS: 1	PA: 36
<b>PITCHER</b>	IP WLS BF H R ER SO BB IBB HBP BLK WP HR S P ERA WHIP																					
Greg Maddux, R ERA: 1.35	(1, 1) 6.0 W 26 8 2 2 6 1 0 0 0 0 0 0 58 89 3.00 1.500																					
Bob Howry, R ERA: 1.59	(7, 1) 1.0 H 3 0 0 0 0 0 0 0 1 0 0 0 8 13 0.00 0.000																					
47 Scott Eyre, L ERA: 0.77	(8, 1) 1.0 H 4 0 0 0 3 1 0 0 0 0 0 0 11 20 0.00 1.000																					
Scott Williamson, R ERA: 4.66	(9, 1) 1.0 3 0 0 0 3 0 0 0 0 0 0 0 9 14 0.00 0.000																					

Batter	1	2	3	4	5	6	7	8	9	AB	R	H	RBI	BB	SO	LOB	BOTTOM			
Juan Pierre, L OBP: 0.297, SLG: 0.345	G3-1									5	2	2	0	0	0	1	<b>Milwaukee Brewers @ Chicago Cubs</b> Wrigley Field, Chicago, IL Fri Apr 28 2006, 1:20 PM CDT Att: 39,522 - Sunny - 62 F			
5 Ronny Cedeno, R OBP: 0.370, SLG: 0.522	F8									4	1	3	2	0	0	0				
Todd Walker, L OBP: 0.431, SLG: 0.516	F9									3	0	2	1	1	0	0				
16 Aramis Ramirez, R OBP: 0.342, SLG: 0.424										3	1	1	0	1	1	3				
19 Matt Murton, R OBP: 0.370, SLG: 0.458										4	1	1	1	0	1	6				
Jacque Jones, L OBP: 0.281, SLG: 0.500										4	1	3	2	0	0	2				
Neifi Perez, S OBP: 0.176, SLG: 0.235										4	0	0	0	0	1	2				
24 Henry Blanco, R OBP: 0.238, SLG: 0.111										4	0	1	0	0	0	1				
Greg Maddux, R ERA: 1.35	(1, 1) 6.0 L 26 8 2 2 6 1 0 0 0 0 0 0 58 77 3.00 1.667																			
Bob Howry, L ERA: 4.24	(7, 1) 0.2 5 1 0 0 0 2 0 0 0 0 1 0 12 23 0.00 4.500																			
Michael Restovich, R ERA: 8.59	(7, PH) 47 Scott Eyre, L John Mabry, L Scott Williamson, R																			
47 Scott Eyre, L ERA: 0.77	(8, PH) 1.1 6 2 1 1 0 0 0 0 0 0 1 13 20 6.75 1.500																			
Justin Lehr, R ERA: 9.58	(7, 1) 1.1 6 2 1 1 0 0 0 0 0 0 1 13 20 6.75 1.500																			
<b>Inning Stats</b>	R: 0 E: 0 K: 0 S: 7	H: 0 LOB: 0 BB: 0 P: 9	R: 2 E: 0 K: 0 S: 10	H: 3 LOB: 1 BB: 0 P: 14	R: 1 E: 0 K: 1 S: 11	H: 3 LOB: 2 BB: 0 P: 16	R: 0 E: 0 K: 0 S: 10	H: 0 LOB: 0 BB: 0 P: 13	R: 2 E: 0 K: 1 S: 11	H: 3 LOB: 0 BB: 0 P: 16	R: 0 E: 0 K: 1 S: 6	H: 1 LOB: 0 BB: 0 P: 9	R: 0 E: 0 K: 0 S: 15	H: 1 LOB: 3 BB: 2 P: 26	R: 1 E: 0 K: 0 S: 10	H: 2 LOB: 1 BB: 0 P: 17	1B: 7 2B: 4 3B: 0 HR: 2	SF: 0 SAC: 0 DP: 0 HBP: 0	WP: 1 PB: 0 SB: 0 CS: 2	PA: 38
<b>PITCHER</b>	IP WLS BF H R ER SO BB IBB HBP BLK WP HR S P ERA WHIP																			
31 Dave Bush, R ERA: 4.24	(1, 1) 6.0 L 26 8 2 2 6 1 0 0 0 0 0 0 58 77 3.00 1.667																			
Jorge De La Rosa, L ERA: 8.59	(7, 1) 0.2 5 1 0 0 0 2 0 0 0 0 1 0 12 23 0.00 4.500																			
Justin Lehr, R ERA: 9.58	(7, 1) 1.1 6 2 1 1 0 0 0 0 0 0 1 13 20 6.75 1.500																			



Batter	1	2	3	4	5	6	7	8	9	AB	R	H	RBI	BB	SO	LOB	TOP		
23 Ricke Weeks Jr. R OBP: 0.353, SLG: 0.342										4	1	2	3	2	1	2	<b>Milwaukee Brewers @ Chicago Cubs</b> Wrigley Field, Chicago, IL Sat Apr 29 2006, 1:20 PM CDT Att: 40,644 - Overcast - 60 F		
7 J.J. Hardy R OBP: 0.323, SLG: 0.449										5	1	2	4	1	0	3			
Geoff Jenkins L OBP: 0.361, SLG: 0.474 18 Gabe Gross L OBP: 0.417, SLG: 0.774										4	1	2	0	1	0	3			
Carlos Lee R OBP: 0.415, SLG: 0.632 Jeff Cirillo R OBP: 0.304, SLG: 0.273										5	1	1	1	0	0	5			
28 Prince Fielder L OBP: 0.400, SLG: 0.554										5	3	2	3	1	0	0			
2 Bill Hall R OBP: 0.354, SLG: 0.621										6	3	3	1	0	1	0			
Damian Miller R OBP: 0.397, SLG: 0.525										5	2	2	0	1	1	2			
Brady Clark R OBP: 0.326, SLG: 0.280										3	2	1	2	3	0	3			
Doug Davis R OBP: 0.167, SLG: 0.091 52 Jose Capellan R OBP: 0.343, SLG: 0.508 47 Corey Koskie L OBP: 0.343, SLG: 0.508 Chris Demaria S										3	1	1	1	1	0	2			
<b>Inning Stats</b>	R: 3 E: 0 K: 0 S: 15	H: 3 LOB: 0 BB: 0 P: 26	R: 0 E: 0 K: 0 S: 12	H: 1 LOB: 2 BB: 1 P: 22	R: 4 E: 0 K: 0 S: 21	H: 3 LOB: 3 BB: 4 P: 48	R: 1 E: 0 K: 1 S: 12	H: 1 LOB: 0 BB: 0 P: 19	R: 2 E: 0 K: 1 S: 17	H: 2 LOB: 1 BB: 1 P: 26	R: 0 E: 0 K: 0 S: 5	H: 0 LOB: 0 BB: 0 P: 9	R: 0 E: 0 K: 1 S: 10	H: 0 LOB: 1 BB: 1 P: 20	R: 3 E: 0 K: 2 S: 17	H: 2 LOB: 1 BB: 2 P: 36		1B: 7 2B: 3 3B: 0 HR: 6	SF: 0 SAC: 0 DP: 0 HBP: 0
<b>PITCHER</b>	IP WLS BF H R ER SO BB IBB HBP BLK WP HR S P ERA WHIP																		
Glendon Rusch, L ERA: 8.46	(1, 1) 2.2 L 17 6 7 7 0 3 0 0 0 0 0 4 43 81 23.62 3.375																		
David Aardsma, R ERA: 10.5	(3, 1) 2.1 14 4 3 3 2 3 0 0 0 0 2 34 60 11.57 3.000																		
13 Will Ohman, L ERA: 14.14	(6, 1) 2.0 12 4 3 3 0 2 0 0 0 1 0 19 39 13.50 3.000																		
44 Roberto Novoa, R ERA: 3.86	(8, 1) 2.0 11 2 3 3 3 3 0 0 0 1 0 27 56 13.50 2.500																		

Batter	1	2	3	4	5	6	7	8	9	AB	R	H	RBI	BB	SO	LOB	BOTTOM		
Juan Pierre L OBP: 0.298, SLG: 0.344 13 Will Ohman L										3	0	1	0	0	0	2	<b>Milwaukee Brewers @ Chicago Cubs</b> Wrigley Field, Chicago, IL Sat Apr 29 2006, 1:20 PM CDT Att: 40,644 - Overcast - 60 F		
Michael Barrett R OBP: 0.323, SLG: 0.550 44 Roberto Novoa, R									5	0	0	0	0	1	5				
5 Ronny Cedeno R OBP: 0.346, SLG: 0.486									1	0	0	0	1	0	0				
Todd Walker L OBP: 0.432, SLG: 0.508 John Mabry L OBP: 0.292, SLG: 0.417									2	0	0	0	0	2					
16 Aramis Ramirez R OBP: 0.333, SLG: 0.412 Neftali Perez S OBP: 0.194, SLG: 0.229									1	0	0	0	1	0	0				
19 Matt Murton R OBP: 0.376, SLG: 0.453									3	1	1	0	1	0	4				
Jacque Jones L OBP: 0.288, SLG: 0.500 Freddie Bynum L OBP: 0.250, SLG: 0.375									2	0	1	0	0	1	1				
Jerry Hairston R OBP: 0.294, SLG: 0.281									4	1	0	0	0	1	3				
24 Henry Blanco R OBP: 0.240, SLG: 0.095									3	0	0	0	1	0	0				
Glendon Rusch L OBP: 0.333, SLG: 0.500 David Aardsma R OBP: 0.375, SLG: 0.429 Michael Restovich R OBP: 0.375, SLG: 0.429 Chris Demaria S									2	0	2	1	1	0	0				
<b>Inning Stats</b>	R: 0 E: 0 K: 0 S: 9	H: 1 LOB: 2 BB: 1 P: 17	R: 0 E: 0 K: 0 S: 10	H: 1 LOB: 0 BB: 0 P: 15	R: 0 E: 0 K: 1 S: 6	H: 0 LOB: 1 BB: 1 P: 11	R: 0 E: 1 K: 1 S: 8	H: 1 LOB: 1 BB: 0 P: 14	R: 0 E: 0 K: 1 S: 11	H: 0 LOB: 1 BB: 1 P: 19	R: 1 E: 0 K: 0 S: 12	H: 2 LOB: 2 BB: 2 P: 26	R: 1 E: 0 K: 2 S: 12	H: 2 LOB: 1 BB: 0 P: 15	R: 0 E: 0 K: 0 S: 6	H: 0 LOB: 1 BB: 1 P: 16	1B: 5 2B: 1 3B: 1 HR: 0	SF: 0 SAC: 0 DP: 4 HBP: 0	WP: 0 PA: 38 CS: 0
<b>PITCHER</b>	IP WLS BF H R ER SO BB IBB HBP BLK WP HR S P ERA WHIP																		
Doug Davis, L ERA: 6.39	(1, 1) 6.1 W 28 5 1 1 2 5 0 0 0 0 0 60 108 1.42 1.579																		
52 Jose Capellan, R ERA: 5.25	(7, 1) 1.2 6 2 1 1 2 0 0 0 0 0 0 15 19 5.40 1.200																		
Chris Demaria, R ERA: 3.18	(9, 1) 1.0 4 0 0 0 0 1 0 0 0 0 0 6 16 0.00 1.000																		





Batter	1	2	3	4	5	6	7	8	9	AB R H RBI BB SO LOB	TOP											
23 Rickie Weeks Jr., R OBP: 0.367, SLG: 0.564	L3		K			2B		HR		4 2 2 0 1 1 2	<b>Milwaukee Brewers @ Chicago Cubs</b> Wrigley Field, Chicago, IL Sun Apr 30 2006, 1:20 PM CDT Att: 39,229 - Overcast - 54 F											
2 Bill Hall, R OBP: 0.386, SLG: 0.710	K		BB		2B	BB		HR		4 2 3 3 1 1 0												
Geoff Jenkins, L OBP: 0.363, SLG: 0.480	G6-3		BB		2B	K		K		5 1 2 2 0 2 2												
Carlos Lee, R OBP: 0.414, SLG: 0.648		HR	G4-3		BB	F5		G6-3		4 2 1 1 1 0 4												
28 Prince Fielder, L OBP: 0.400, SLG: 0.552	G6-3				BB	K		G6-3		4 0 1 0 1 1 2												
47 Corey Koskie, L OBP: 0.333, SLG: 0.500	K				BB			G5-3		5 1 1 2 0 1 1												
Damian Miller, R OBP: 0.384, SLG: 0.492	K				BB	K		K2-3		4 0 0 0 1 3 1												
Brady Clark, R OBP: 0.333, SLG: 0.295			BB		BB	F9				3 1 1 0 1 0 3												
39 Chris Capuano, L OBP: 0.077, SLG: 0.077			BB			G3-1		K		3 0 0 0 0 2 3												
<b>Inning Stats</b>	R: 0 E: 0 K: 1 S: 9	H: 0 LOB: 0 BB: 0 P: 13	R: 1 E: 0 K: 2 S: 10	H: 1 LOB: 0 BB: 0 P: 14	R: 1 E: 0 K: 1 S: 15	H: 2 LOB: 2 BB: 1 P: 24	R: 0 E: 0 K: 1 S: 9	H: 1 LOB: 2 BB: 1 P: 17	R: 5 E: 0 K: 0 S: 19	H: 4 LOB: 1 BB: 3 P: 41	R: 0 E: 0 K: 1 S: 16	H: 2 LOB: 2 BB: 0 P: 22	R: 0 E: 0 K: 1 S: 7	H: 0 LOB: 0 BB: 0 P: 9	R: 2 E: 0 K: 2 S: 12	H: 1 LOB: 0 BB: 1 P: 20	R: 0 E: 0 K: 1 S: 9	H: 0 LOB: 0 BB: 0 P: 12	1B: 3 2B: 5 3B: 1 HR: 2	SF: 0 SAC: 1 DP: 1 HBP: 0	WP: 2 PB: 0 CS: 0	PA: 43
<b>PITCHER</b>	IP WLS BF H R ER SO BB IBB HBP BLK WP HR S P ERA WHIP											<b>PITCHER</b>	IP WLS BF H R ER SO BB IBB HBP BLK WP HR S P ERA WHIP									
38 Carlos Zambrano, R ERA: 3.35	4.0 L 25 8 7 7 5 4 1 0 0 0 1 1 59 103 15.75 3.000																					
Scott Williamson, R ERA: 3.86	2.0 7 2 0 0 2 0 0 0 0 0 1 0 19 28 0.00 1.000																					
13 Will Ohman, L ERA: 12.39	1.0 3 0 0 0 1 0 0 0 0 0 0 0 7 9 0.00 0.000																					
47 Scott Eyre, L ERA: 2.13	1.0 5 1 2 2 2 1 0 0 0 0 0 1 12 20 18.00 2.000																					
46 Ryan Dempster, R ERA: 1.38	1.0 3 0 0 0 1 0 0 0 0 0 0 0 9 12 0.00 0.000																					

Batter	1	2	3	4	5	6	7	8	9	AB R H RBI BB SO LOB	BOTTOM											
Juan Pierre, L OBP: 0.289, SLG: 0.333	G1-3					G6-3				3 0 0 0 0 0 0	<b>Milwaukee Brewers @ Chicago Cubs</b> Wrigley Field, Chicago, IL Sun Apr 30 2006, 1:20 PM CDT Att: 39,229 - Overcast - 54 F											
Freddie Bynum, L OBP: 0.235, SLG: 0.353					FC6-4					1 0 0 0 0 1 0												
5 Ronny Cedeno, R OBP: 0.341, SLG: 0.474	CS				BB	G4-3		F8		4 0 1 0 0 0 1												
Todd Walker, L OBP: 0.436, SLG: 0.507	G4-3				BB	K				4 0 2 0 0 1 1												
16 Aramis Ramirez, R OBP: 0.321, SLG: 0.394	P6				BB	G1-3		G4-3		3 0 0 0 0 1 2												
47 Scott Eyre, L										0 0 0 0 0 0 0												
46 Ryan Dempster, R										0 0 0 0 0 0 0												
John Mabry, L OBP: 0.260, SLG: 0.400										1 0 0 0 0 0 1												
19 Matt Murton, R OBP: 0.368, SLG: 0.442	K					G5-3				2 0 0 0 0 1 2												
13 Will Ohman, L										0 0 0 0 0 0 0												
Nelfi Perez, S OBP: 0.189, SLG: 0.222										1 0 0 0 0 0 0												
Michael Barrett, R OBP: 0.324, SLG: 0.540	L5					G4-3		G6-4-3		3 0 1 0 0 0 0												
Jacque Jones, L OBP: 0.274, SLG: 0.474						G6-3		G6-4-3		3 0 0 0 0 1 1												
Jerry Hairston, R OBP: 0.297, SLG: 0.286						L8		WP		3 0 1 0 0 0 0												
38 Carlos Zambrano, S OBP: 0.083, SLG: 0.083								BB		1 0 0 0 0 0 0												
Scott Williamson, R										0 0 0 0 0 0 0												
Michael Restovich, R OBP: 0.300, SLG: 0.333								P3		2 0 0 0 0 1 1												
<b>Inning Stats</b>	R: 0 E: 0 K: 0 S: 8	H: 1 LOB: 0 BB: 0 P: 9	R: 0 E: 0 K: 1 S: 6	H: 0 LOB: 0 BB: 0 P: 8	R: 0 E: 0 K: 1 S: 9	H: 0 LOB: 0 BB: 0 P: 12	R: 0 E: 1 K: 1 S: 10	H: 1 LOB: 2 BB: 0 P: 19	R: 0 E: 0 K: 0 S: 8	H: 0 LOB: 0 BB: 0 P: 11	R: 0 E: 0 K: 1 S: 6	H: 0 LOB: 0 BB: 0 P: 6	R: 0 E: 0 K: 1 S: 6	H: 0 LOB: 0 BB: 0 P: 7	R: 0 E: 0 K: 0 S: 9	H: 2 LOB: 1 BB: 0 P: 11	R: 0 E: 0 K: 1 S: 7	H: 1 LOB: 1 BB: 0 P: 8	1B: 5 2B: 0 3B: 0 HR: 0	SF: 0 SAC: 0 DP: 1 HBP: 0	WP: 1 PB: 0 CS: 1	PA: 31
<b>PITCHER</b>	IP WLS BF H R ER SO BB IBB HBP BLK WP HR S P ERA WHIP											<b>PITCHER</b>	IP WLS BF H R ER SO BB IBB HBP BLK WP HR S P ERA WHIP									
39 Chris Capuano, L ERA: 2.36	9.0 W 31 5 0 0 6 0 0 0 0 0 1 0 69 91 0.00 0.556																					

AB	36
R	9
H	11
RBI	8
BB	6
SO	11
LOB	18





Batter	1	2	3	4	5	6	7	8	9	AB	R	H	RBI	BB	SO	LOB	TOP			
13 Nate McLouth, L (1, 8) OBP: 0.231, SLG: 0.265										3	0	0	0	0	2	1	<b>Pittsburgh Pirates @ Chicago Cubs</b> Wrigley Field, Chicago, IL Mon May 01 2006, 7:05 PM CDT Att: 36,602 - Cloudy - 57 F			
12 Freddy Sanchez, R (8, PH) OBP: 0.340, SLG: 0.531										4	1	1	0	0	1	2				
34 John Grabow, L (8, 1)										4	0	1	0	0	0	0				
16 Salomon Torres, R (8, 1)										3	0	1	0	1	0	2				
Damaso Marte, L (8, 1)										4	0	0	1	0	0	3				
2 Jack Wilson, R (1, 6) OBP: 0.379, SLG: 0.548										3	0	0	0	0	0	2				
Jason Bay, R (1, 7) OBP: 0.439, SLG: 0.483										2	0	0	0	1	0	0				
Craig Wilson, R (1, 3) OBP: 0.356, SLG: 0.654										3	0	1	0	0	0	0				
Joe Randa, R (1, 5) OBP: 0.247, SLG: 0.312										2	0	0	0	0	1	0				
Jeromy Burnitz, L (1, 9) OBP: 0.257, SLG: 0.396										1	0	0	0	0	1	2				
26 Ronny Paulino, R (1, 2) OBP: 0.333, SLG: 0.280										2	0	0	0	1	0	0				
Jose Castillo, R (1, 4) OBP: 0.295, SLG: 0.313										3	0	1	0	0	0	0				
Victor Santos, R (1, 1) OBP: 0.111, SLG: 0.111										2	0	0	0	0	1	0				
6 Chris Duffy, L (8, PH) OBP: 0.262, SLG: 0.299										1	0	0	0	0	1	2				
<b>Inning Stats</b>	R: 0 E: 0 K: 1 S: 7	H: 0 LOB: 0 BB: 0 P: 11	R: 0 E: 0 K: 0 S: 6	H: 1 LOB: 0 BB: 0 P: 8	R: 0 E: 1 K: 1 S: 8	H: 0 LOB: 1 BB: 0 P: 13	R: 0 E: 0 K: 1 S: 7	H: 0 LOB: 0 BB: 0 P: 10	R: 0 E: 0 K: 0 S: 5	H: 0 LOB: 0 BB: 0 P: 7	R: 1 E: 0 K: 0 S: 11	H: 2 LOB: 1 BB: 0 P: 19	R: 0 E: 0 K: 1 S: 11	H: 1 LOB: 2 BB: 1 P: 20	R: 0 E: 0 K: 0 S: 10	H: 0 LOB: 0 BB: 1 P: 17	1B: 3 2B: 2 3B: 0 HR: 0	SF: 0 SAC: 0 DP: 2 HBP: 0	WP: 0 PB: 0 SB: 0 CS: 0	PA: 32
<b>PITCHER</b>	IP	WLS	BF	H	R	ER	SO	BB	IBB	HBP	BLK	WP	HR	S	P	ERA	WHIP			
45 Sean Marshall, L (1, 1) ERA: 3.45	7.1		27	4	1	1	5	1	0	0	0	0	0	57	91	1.23	0.682			
Bob Howry, R (8, 1) ERA: 1.5	0.2	W	2	0	0	0	0	0	0	0	0	0	0	4	5	0.00	0.000			
46 Ryan Dempster, R (9, 1) ERA: 1.29	1.0	S	3	0	0	0	0	1	0	0	0	0	0	10	17	0.00	1.000			

Batter	1	2	3	4	5	6	7	8	9	AB	R	H	RBI	BB	SO	LOB	BOTTOM			
Juan Pierre, L (1, 8) OBP: 0.287, SLG: 0.330										4	1	1	0	0	0	0	<b>Pittsburgh Pirates @ Chicago Cubs</b> Wrigley Field, Chicago, IL Mon May 01 2006, 7:05 PM CDT Att: 36,602 - Cloudy - 57 F			
5 Ronny Cedeno, R (1, 6) OBP: 0.341, SLG: 0.469										3	0	1	0	0	0	0				
Todd Walker, L (1, 4) OBP: 0.459, SLG: 0.500										3	0	1	0	1	1	1				
Jerry Hairston, R (8, PR) OBP: 0.297, SLG: 0.286										0	1	0	0	0	0	0				
16 Aramis Ramirez, R (1, 5) OBP: 0.318, SLG: 0.387										4	0	1	0	0	0	3				
19 Matt Murton, R (1, 7) OBP: 0.374, SLG: 0.438										3	0	1	1	1	1	0				
Jacque Jones, L (1, 9) OBP: 0.273, SLG: 0.475										4	0	1	0	0	0	2				
Michael Barrett, R (1, 2) OBP: 0.338, SLG: 0.538										2	0	1	0	0	0	0				
John Mabry, L (1, 3) OBP: 0.250, SLG: 0.357										3	0	0	0	0	2	4				
45 Sean Marshall, L (1, 1) ERA: 5.06										3	0	0	0	0	2	2				
Bob Howry, L (8, 1) ERA: 6.17										0	0	0	0	0	0	0				
46 Ryan Dempster, R (9, 1) ERA: 2.35										0	0	0	0	0	0	0				
<b>Inning Stats</b>	R: 1 E: 1 K: 1 S: 10	H: 1 LOB: 0 BB: 0 P: 16	R: 0 E: 0 K: 2 S: 9	H: 1 LOB: 0 BB: 0 P: 16	R: 0 E: 0 K: 1 S: 13	H: 2 LOB: 2 BB: 0 P: 19	R: 0 E: 0 K: 1 S: 12	H: 1 LOB: 2 BB: 1 P: 22	R: 0 E: 0 K: 0 S: 7	H: 0 LOB: 0 BB: 0 P: 9	R: 0 E: 0 K: 0 S: 5	H: 0 LOB: 0 BB: 0 P: 6	R: 0 E: 0 K: 1 S: 11	H: 0 LOB: 0 BB: 0 P: 17	R: 1 E: 0 K: 0 S: 17	H: 2 LOB: 2 BB: 1 P: 29	1B: 6 2B: 2 3B: 0 HR: 0	SF: 0 SAC: 1 DP: 1 HBP: 1	WP: 0 PB: 0 SB: 1 CS: 1	PA: 33
<b>PITCHER</b>	IP	WLS	BF	H	R	ER	SO	BB	IBB	HBP	BLK	WP	HR	S	P	ERA	WHIP			
Victor Santos, R (1, 1) ERA: 5.06	7.0		27	5	1	0	6	1	0	1	0	0	0	67	105	0.00	0.857			
34 John Grabow, L (8, 1) ERA: 6.17	0.2	L	3	0	1	1	0	1	0	0	0	0	0	6	11	13.50	1.500			
16 Salomon Torres, R (8, 1) ERA: 3.12	0.0		2	2	0	0	0	0	0	0	0	0	0	6	11	∞	∞			
Damaso Marte, L (8, 1) ERA: 2.35	0.1		1	0	0	0	0	0	0	0	0	0	0	5	7	0.00	0.000			






Batter	1	2	3	4	5	6	7	8	9	AB	R	H	RBI	BB	SO	LOB	TOP			
6 Chris Duffy, L (1, 8) OBP: 0.270, SLG: 0.296										4	2	1	0	0	2	1				
2 Jack Wilson, R (1, 6) OBP: 0.370, SLG: 0.531										5	1	1	1	0	2	3				
12 Freddy Sanchez, R (1, 5) OBP: 0.364, SLG: 0.556										5	2	3	3	0	0	0				
Jason Bay, R (1, 7) OBP: 0.437, SLG: 0.467										3	0	0	0	2	2	2				
Jeremy Burnitz, L (1, 9) OBP: 0.255, SLG: 0.416										5	1	1	2	0	2	3				
13 Nate McLouth, L (9, 9) OBP: 0.231, SLG: 0.265										0	0	0	0	0	0	0				
Craig Wilson, R (1, 3) OBP: 0.352, SLG: 0.630										3	0	0	0	1	2	0				
26 Ronny Paulino, R (1, 2) OBP: 0.355, SLG: 0.286										3	1	1	0	1	0	2				
Jose Castillo, R (1, 4) OBP: 0.293, SLG: 0.310										4	1	1	0	0	0	1				
57 Zach Duke, L (1, 1) OBP: 0.100, SLG: 0.100										3	0	0	0	0	1	1				
<b>Inning Stats</b>	R: 2 E: 0 K: 1 S: 23	H: 1 LOB: 2 BB: 2 P: 36	R: 0 E: 0 K: 2 S: 7	H: 0 LOB: 0 BB: 0 P: 8	R: 2 E: 0 K: 3 S: 14	H: 2 LOB: 0 BB: 0 P: 18	R: 0 E: 0 K: 0 S: 9	H: 1 LOB: 2 BB: 1 P: 17	R: 0 E: 0 K: 1 S: 8	H: 0 LOB: 0 BB: 0 P: 13	R: 4 E: 1 K: 0 S: 20	H: 4 LOB: 1 BB: 0 P: 30	R: 0 E: 0 K: 2 S: 9	H: 0 LOB: 0 BB: 0 P: 13	R: 0 E: 0 K: 1 S: 11	H: 0 LOB: 0 BB: 0 P: 17	1B: 6 2B: 1 3B: 0 HR: 1	SF: 0 SAC: 1 DP: 0 HBP: 1	WP: 2 PB: 0 SB: 2 CS: 0	PA: 41
<b>PITCHER</b>	IP	WLS	BF	H	R	ER	SO	BB	IBB	HBP	BLK	WP	HR	S	P	ERA	WHIP			
37 Angel Guzman, R (1, 1) ERA: 5.91	5.2	L	27	6	6	4	7	3	0	1	0	2	1	71	104	6.35	1.588			
44 Roberto Novoa, R (6, 1) ERA: 3.39	1.1		7	2	2	0	2	0	0	0	0	0	0	19	31	0.00	1.500			
13 Will Ohman, L (8, 1) ERA: 11.0	1.0		3	0	0	0	1	0	0	0	0	0	0	9	13	0.00	0.000			
47 Scott Eyre, L (9, 1) ERA: 1.98	1.0		4	0	0	0	1	1	0	0	0	0	0	11	17	0.00	1.000			

Pittsburgh Pirates @ Chicago Cubs  
Wrigley Field, Chicago, IL  
Tue May 02 2006, 1:20 PM CDT  
Att: 39,110 - Cloudy - 61 F


AB 35  
R 8  
H 8  
RBI 6  
BB 4  
SO 11  
LOB 13



Batter	1	2	3	4	5	6	7	8	9	AB	R	H	RBI	BB	SO	LOB	BOTTOM					
Juan Pierre, L (1, 8) OBP: 0.276, SLG: 0.317										4	0	0	0	0	0	0						
5 Ronny Cedeno, R (1, 6) OBP: 0.337, SLG: 0.459										4	0	1	0	0	0	0						
Todd Walker, L (1, 3) OBP: 0.442, SLG: 0.514										4	0	2	0	0	0	0						
16 Aramis Ramirez, R (1, 5) OBP: 0.315, SLG: 0.392										4	0	1	0	0	0	3						
19 Matt Murton, R (1, 7) OBP: 0.372, SLG: 0.434										3	0	1	0	0	0	1						
Michael Barrett, R (1, 2) OBP: 0.338, SLG: 0.522										2	0	0	0	1	0	1						
Jacque Jones, L (1, 9) OBP: 0.281, SLG: 0.453										3	0	0	0	0	0	1						
47 Scott Eyre, L (9, 1) ERA: 1.98										2	0	0	0	0	0	0						
Jerry Hairston, R (1, 4) OBP: 0.282, SLG: 0.270										0	0	0	0	0	0	0						
44 Roberto Novoa, R (6, 1) ERA: 3.39										0	0	0	0	0	0	0						
13 Will Ohman, L (8, 1) ERA: 11.0										0	0	0	0	0	0	0						
Michael Restovich, R (8, PH) OBP: 0.273, SLG: 0.300										1	0	0	0	0	1	0						
37 Angel Guzman, R (1, 1) ERA: 5.91										1	0	0	0	0	1	0						
Neifi Perez, S (6, 4) OBP: 0.179, SLG: 0.211										2	0	0	0	0	0	0						
<b>Inning Stats</b>	R: 0 E: 0 K: 0 S: 8	H: 1 LOB: 1 BB: 0 P: 13	R: 0 E: 0 K: 0 S: 7	H: 1 LOB: 0 BB: 0 P: 9	R: 0 E: 0 K: 1 S: 7	H: 0 LOB: 0 BB: 0 P: 11	R: 0 E: 0 K: 0 S: 10	H: 1 LOB: 1 BB: 0 P: 15	R: 0 E: 0 K: 0 S: 8	H: 0 LOB: 0 BB: 1 P: 14	R: 0 E: 0 K: 0 S: 6	H: 0 LOB: 0 BB: 0 P: 9	R: 0 E: 0 K: 0 S: 5	H: 0 LOB: 0 BB: 0 P: 7	R: 0 E: 0 K: 1 S: 9	H: 0 LOB: 0 BB: 0 P: 15	R: 0 E: 0 K: 0 S: 14	H: 2 LOB: 2 BB: 0 P: 19	1B: 3 2B: 2 3B: 0 HR: 0	SF: 0 SAC: 0 DP: 2 HBP: 0	WP: 1 PB: 0 SB: 0 CS: 0	PA: 31
<b>PITCHER</b>	IP	WLS	BF	H	R	ER	SO	BB	IBB	HBP	BLK	WP	HR	S	P	ERA	WHIP					
57 Zach Duke, L (1, 1) ERA: 3.46	9.0	W	31	5	0	0	2	1	0	0	0	1	0	74	112	0.00	0.667					

Pittsburgh Pirates @ Chicago Cubs  
Wrigley Field, Chicago, IL  
Tue May 02 2006, 1:20 PM CDT  
Att: 39,110 - Cloudy - 61 F

AB 30  
R 0  
H 5  
RBI 0  
BB 1  
SO 2  
LOB 6





Batter	1	2	3	4	5	6	7	8	9	AB	R	H	RBI	BB	SO	LOB	TOP			
Juan Pierre, L (1.8)	G4-3		5 1B	G1-3			5 1B		1-2 2-3 BB	3	0	1	0	2	0	3	<b>Chicago Cubs @ Arizona Diamondbacks</b> Chase Field, Phoenix, AZ Wed May 03 2006, 6:40 PM MST Att: 25,335 - Clear - 82 F			
5 Ronny Cedeno, R (1.6)	16 FC6-4 1B		1-2 1-3 G4-6-3 1B		1-2 16 S 1B		3-2 G6-3		0-2 K	5	0	3	0	0	1	4				
Todd Walker, L (1.3)	K		1-0 G4-6-3		0-1 F7				1-1 G3	5	0	0	0	0	1	7				
16 Aramis Ramirez, R (1.5)	1-2 FC6-4			2-1 1B BB 2B					1-2 G4-3	4	1	1	0	0	0	2				
19 Matt Murton, R (1.7)		0-1 G1-3		0-0 P4					2-1 G4-3	4	0	1	0	0	0	2				
Jacque Jones, L (1.9)	F7-4 1B			1-0 BB BB			4-2 FC5-4 BB		1-0 F8	3	0	2	0	1	0	1				
Michael Barrett, R (1.2)	1-0 1B			4-0 BB			1-1 FC5-4 G4-6-3		4-2 BB 1B BB	2	0	1	0	2	0	1				
Neff Perez, S (1.4)	2-0 F7-4			1-2 F6			1-0 G4-6-3		1-1 BB 1B	4	0	1	0	0	0	6				
Greg Maddux, R (1.1)			0-0 G5-3		4-0 1-2 2-3 3-H BB				0-3 K	1	0	0	1	1	0	0				
Freddie Bynum, L (7. PH)										0	0	0	0	0	0	0				
13 Will Ohman, L (7.1)										0	0	0	0	0	0	0				
Bob Howry, L (8.1)										0	0	0	0	0	0	0				
John Mabry, L (8. PH)										1	0	0	0	0	1	2				
<b>Inning Stats</b>	R: 0 E: 0 K: 1 S: 9	H: 1 LOB: 1 BB: 0 P: 13	R: 0 E: 0 K: 0 S: 9	H: 2 LOB: 1 BB: 0 P: 13	R: 0 E: 0 K: 0 S: 10	H: 1 LOB: 1 BB: 1 P: 16	R: 1 E: 0 K: 0 S: 15	H: 2 LOB: 3 BB: 2 P: 29	R: 0 E: 0 K: 0 S: 10	H: 0 LOB: 0 BB: 1 P: 14	R: 0 E: 0 K: 0 S: 7	H: 1 LOB: 0 BB: 0 P: 13	R: 0 E: 0 K: 0 S: 8	H: 1 LOB: 1 BB: 0 P: 15	R: 0 E: 0 K: 0 S: 7	H: 1 LOB: 3 BB: 2 P: 27	1B: 9 2B: 2 3B: 0 HR: 0	SF: 0 SAC: 0 DP: 4 HBP: 0	WP: 0 PB: 0 SB: 1 CS: 0	PA: 39
<b>PITCHER</b>	IP WLS BF H R ER SO BB IBB HBP BLK WP HR S P ERA WHIP																			
Miguel Batista, R (1.1)	7.0 W 29 8 1 1 1 4 0 0 0 0 0 0 68 113 1.29 1.714																			
Greg Aquino, R (8.1)	1.0 4 1 0 0 0 0 0 0 0 0 0 0 7 12 0.00 1.000																			
55 Casey Daigle, R (9.1)	0.0 2 1 0 0 0 1 0 0 0 0 0 0 7 12 ∞ ∞																			
Jose Valverde, R (9.1)	1.0 S 4 0 0 0 2 1 0 0 0 0 0 0 10 15 0.00 1.000																			

Batter	1	2	3	4	5	6	7	8	9	AB	R	H	RBI	BB	SO	LOB	BOTTOM			
Craig Counsell, L (1.6)	2-0 S 1B		2-2 L6	2-2 P5		1-2 22 E 22 S 1B				4	0	2	0	0	0	3	<b>Chicago Cubs @ Arizona Diamondbacks</b> Chase Field, Phoenix, AZ Wed May 03 2006, 6:40 PM MST Att: 25,335 - Clear - 82 F			
22 Eric Byrnes, R (1.8)	2-3 K		1-0 HR 2B		0-0 E S SF8 1B		3-2 L6		1-3	4	2	2	0	0	1	2				
Chad Tracy, L (1.5)	2-3 K		1-0 HR		3-2 SF8		1-3 K			3	1	1	4	0	2	1				
Luis Gonzalez, L (1.7)	2-1 G4-3		0-0 L3		1-0 1B		1-1 G4-3			4	0	1	0	0	0	1				
34 Conor Jackson, R (1.3)		2-2 G3 SF8 2B	2-1 G6-3		1-2 F7		3-1 1B			4	1	2	0	0	0	1				
Shawn Green, L (1.9)		0-0 G3		0-0 1B		1-2 1B		2-1 G5-3		4	0	2	0	0	0	2				
Johnny Estrada, S (1.2)		0-2 SF8		0-1 1B		0-3 K		2-2 P6		3	0	1	1	0	1	2				
1 Orlando Hudson, S (1.4)		3-H G6-3		2-2 K		1-1 G3-1		3-2 F7		4	0	0	0	0	1	2				
Miguel Batista, R (1.1)			1-1 22 2B HR 1B		1-3 K		0-0 G3-1		1-1 G6-3	3	1	1	0	0	1	2				
Greg Aquino, R (8.1)										0	0	0	0	0	0	0				
Damon Easley, R (8. PH)										1	0	0	0	0	0	0				
55 Casey Daigle, R (9.1)										0	0	0	0	0	0	0				
Jose Valverde, R (9.1)										0	0	0	0	0	0	0				
<b>Inning Stats</b>	R: 0 E: 0 K: 2 S: 10	H: 1 LOB: 0 BB: 0 P: 17	R: 1 E: 0 K: 0 S: 10	H: 1 LOB: 0 BB: 0 P: 15	R: 3 E: 0 K: 0 S: 10	H: 3 LOB: 0 BB: 0 P: 17	R: 0 E: 0 K: 2 S: 12	H: 2 LOB: 2 BB: 0 P: 17	R: 1 E: 0 K: 1 S: 14	H: 3 LOB: 2 BB: 0 P: 19	R: 0 E: 0 K: 0 S: 11	H: 1 LOB: 1 BB: 0 P: 16	R: 0 E: 0 K: 1 S: 9	H: 1 LOB: 1 BB: 0 P: 16	R: 0 E: 0 K: 0 S: 14	H: 0 LOB: 0 BB: 0 P: 20	1B: 9 2B: 2 3B: 0 HR: 1	SF: 2 SAC: 0 DP: 0 HBP: 0	WP: 0 PB: 0 SB: 3 CS: 0	PA: 36
<b>PITCHER</b>	IP WLS BF H R ER SO BB IBB HBP BLK WP HR S P ERA WHIP																			
Greg Maddux, R (1.1)	5.0 L 25 10 5 0 0 0 0 0 0 0 0 0 11 16 0.00 1.000																			
Scott Williamson, R (6.1)	1.0 4 1 0 0 0 0 0 0 0 0 0 0 9 16 0.00 1.000																			
13 Will Ohman, L (7.1)	1.0 4 1 0 0 1 0 0 0 0 0 0 0 14 20 0.00 0.000																			
Bob Howry, R (8.1)	1.0 3 0 0 0 0 0 0 0 0 0 0 0 14 20 0.00 0.000																			







Batter	1	2	3	4	5	6	7	8	9	10	11	AB	R	H	RBI	BB	SO	LOB	TOP				
Juan Pierre, L OBP: 0.308, SLG: 0.339	G4-6-3 BB			G4-3		P4		FC4-6		L8		4	0	0	0	1	0	5					
Freddie Bynum, L OBP: 0.222, SLG: 0.269	G4-6-3 1-2F			K					G6-3	G4-3	K	5	0	0	0	0	2	1					
Todd Walker, L OBP: 0.390, SLG: 0.455	K			P4					F8	F8		5	0	1	0	0	1	0					
16 Aramis Ramirez, R OBP: 0.305, SLG: 0.374		G4-3				G5-3					G6-3	4	0	0	0	1	1	1					
Michael Barrett, R OBP: 0.349, SLG: 0.500		P2				K						5	0	1	0	0	2	2					
Jacque Jones, L OBP: 0.226, SLG: 0.453		G3				WP 1B			G4-3			4	0	2	0	0	0	1					
Jerry Hairston, R OBP: 0.250, SLG: 0.238				G5-3		F7			F8		K	4	0	0	0	0	1	3					
Neifi Perez, S OBP: 0.208, SLG: 0.217				G3								3	0	0	0	1	0	1					
38 Carlos Zambrano, S OBP: 0.307, SLG: 0.331 47 Scott Eyre, L OBP: 0.172 Bob Howry, R OBP: 0.129 19 Matt Murton, R OBP: 0.314 Scott Williamson, R OBP: 0.161				G4-3		G4-3						2	0	0	0	0	0	0					
<b>Inning Stats</b>	R: 0 E: 0 K: 1 S: 8	H: 0 LOB: 0 BB: 1 P: 16	R: 0 E: 0 K: 0 S: 6	H: 0 LOB: 0 BB: 0 P: 13	R: 0 E: 0 K: 1 S: 8	H: 0 LOB: 0 BB: 0 P: 13	R: 0 E: 0 K: 1 S: 8	H: 0 LOB: 0 BB: 0 P: 12	R: 0 E: 0 K: 1 S: 6	H: 0 LOB: 0 BB: 0 P: 10	R: 0 E: 0 K: 1 S: 8	H: 1 LOB: 3 BB: 2 P: 18	R: 0 E: 0 K: 0 S: 5	H: 0 LOB: 1 BB: 1 P: 12	R: 0 E: 1 K: 1 S: 12	H: 1 LOB: 2 BB: 0 P: 17	R: 0 E: 0 K: 2 S: 13	H: 1 LOB: 1 BB: 0 P: 17	1B: 3 2B: 1 3B: 0 HR: 0	SF: 0 SAC: 0 DP: 1 HBP: 0	WP: 1 PB: 0 SB: 0 CS: 0	PA: 41	
<b>PITCHER</b>	IP WLS BF H R ER SO BB IBB HBP BLK WP HR S P ERA WHIP	Chan Ho Park, R ERA: 4.12	Trevor Hoffman, R ERA: 0.9	Alan Embree, L ERA: 1.54	56 Scott Cassidy, R ERA: 1.15	<b>PITCHER</b>	IP WLS BF H R ER SO BB IBB HBP BLK WP HR S P ERA WHIP																

Chicago Cubs @ San Diego Padres  
PETCO Park, San Diego, CA  
Fri May 05 2006, 10:05 PM EDT  
Att: 37,123 - Cloudy - 64 F

livebaseballscores.com

AB 37  
R 0  
H 4  
RBI 0  
BB 4  
SO 7  
LOB 16



Batter	1	2	3	4	5	6	7	8	9	10	11	AB	R	H	RBI	BB	SO	LOB	BOTTOM							
Dave Roberts, L OBP: 0.345, SLG: 0.380	G3			FC6-4 1B						G4-3		5	0	2	0	0	0	1								
Mike Cameron, R OBP: 0.273, SLG: 0.320	K			FC6-4 1-2F						G6-3		5	0	0	0	0	2	2								
24 Brian Giles, L OBP: 0.405, SLG: 0.368	K					F8				G3		4	0	1	0	1	1	0								
Mark Bellhorn, S OBP: 0.352, SLG: 0.531 Alan Embree, L OBP: 0.172 56 Scott Cassidy, R OBP: 0.129												3	0	0	0	2	2	2								
3 Khalil Greene, R OBP: 0.322, SLG: 0.398												4	1	0	0	1	3	3								
Vinny Castilla, R OBP: 0.307, SLG: 0.330 Eric Young Sr., R OBP: 0.222, SLG: 0.242 Trevor Hoffman, R OBP: 0.129												3	0	1	0	0	0	2								
23 Adrián González, L OBP: 0.279, SLG: 0.327												0	0	0	0	0	0	0								
Josh Barfield, R OBP: 0.306, SLG: 0.417												4	0	1	1	1	2	4								
28 Josh Bard, S OBP: 0.320, SLG: 0.273												4	0	0	0	0	1	3								
Chan Ho Park, R OBP: 0.241, SLG: 0.370												2	0	0	0	0	2	0								
Geoff Blum, S OBP: 0.241, SLG: 0.370												1	0	0	0	0	2	0								
<b>Inning Stats</b>	R: 0 E: 0 K: 2 S: 9	H: 0 LOB: 0 BB: 0 P: 14	R: 0 E: 0 K: 2 S: 11	H: 0 LOB: 1 BB: 1 P: 15	R: 0 E: 0 K: 1 S: 9	H: 1 LOB: 1 BB: 1 P: 11	R: 0 E: 1 K: 1 S: 13	H: 1 LOB: 2 BB: 1 P: 20	R: 0 E: 0 K: 3 S: 14	H: 1 LOB: 1 BB: 0 P: 21	R: 0 E: 0 K: 1 S: 6	H: 0 LOB: 0 BB: 0 P: 6	R: 0 E: 0 K: 1 S: 11	H: 0 LOB: 0 BB: 0 P: 20	R: 0 E: 0 K: 1 S: 9	H: 0 LOB: 2 BB: 0 P: 14	R: 0 E: 1 K: 1 S: 11	H: 0 LOB: 2 BB: 1 P: 17	R: 0 E: 0 K: 1 S: 7	H: 0 LOB: 1 BB: 1 P: 15	R: 1 E: 0 K: 0 S: 8	H: 1 LOB: 1 BB: 1 P: 15	1B: 4 2B: 1 3B: 0 HR: 0	SF: 0 SAC: 1 DP: 0 HBP: 1	WP: 0 PB: 0 SB: 2 CS: 0	PA: 43
<b>PITCHER</b>	IP WLS BF H R ER SO BB IBB HBP BLK WP HR S P ERA WHIP	38 Carlos Zambrano, R ERA: 4.43	47 Scott Eyre, L ERA: 1.72	Bob Howry, R ERA: 1.29	Scott Williamson, R ERA: 3.86	<b>PITCHER</b>	IP WLS BF H R ER SO BB IBB HBP BLK WP HR S P ERA WHIP																			

Chicago Cubs @ San Diego Padres  
PETCO Park, San Diego, CA  
Fri May 05 2006, 10:05 PM EDT  
Att: 37,123 - Cloudy - 64 F

livebaseballscores.com

AB 36  
R 1  
H 5  
RBI 1  
BB 5  
SO 13  
LOB 20





Batter	1	2	3	4	5	6	7	8	9	10	AB	R	H	RBI	BB	SO	LOB	TOP										
Juan Pierre, L OBP: 0.206, SLG: 0.325	(1, 8) F7		(0, 1) G4-3		(0, 1) L4		(1, 2) G4-3		(2, 1) G1-6-3		5	0	0	0	0	0	1											
5 Ronny Cedeno, R OBP: 0.348, SLG: 0.450	(1, 6) F9		(1, 0) S		(2, 1) L3		(3, 2) F9			(1, 2) SH5-4	5	0	3	0	0	0	0											
Todd Walker, L OBP: 0.385, SLG: 0.446	(1, 3) F9		(3, 2) P5		(1, 0) F8				(2, 2) 1B	(1, 2) SH5-4	4	0	1	0	0	0	2											
Jacque Jones, L OBP: 0.279, SLG: 0.425	(1, 9) G3-1		(2, 3) K			(1, 3) K			(1, 3) K	(2, 3) K	5	0	0	0	0	4	4											
16 Aramis Ramirez, R OBP: 0.309, SLG: 0.408		(3, 2) P5		(0, 2) HR		(2, 0) P3			(0, 0) FC5-4	(1, 0) G5-3	5	1	2	1	0	0	1											
19 Matt Murton, R OBP: 0.374, SLG: 0.415		(3, 1) G3-1		(3, 3) K		(4, 1) S			(0, 3) 1B		3	0	1	0	1	2	2											
Michael Barrett, R OBP: 0.356, SLG: 0.519		(3, 2) G3-1		(0, 1) S		(4, 1) FC6-4			(0, 0) FC5-4		3	0	1	0	1	0	3											
Jerry Hairston, R OBP: 0.271, SLG: 0.244		(4, 0) 45 IBB		(2, 2) P4		(1, 2) FC6-4			(1, 2) G1-6-3		3	0	1	0	1	0	3											
45 Sean Marshall, L OBP: 0.297, SLG: 0.379 Michael Restovich, R OBP: 0.331, SLG: 0.380 44 Roberto Novoa, R OBP: 0.329, SLG: 0.385 47 Scott Eyre, L OBP: 0.254, SLG: 0.259 Freddie Bynum, L OBP: 0.254, SLG: 0.259 Bob Howry, L		(3, 2) F8		(3, 2) G4-3			(1, 1) F9		(0, 3) K		2	0	0	0	0	0	3											
<b>Inning Stats</b>	R: 0 E: 0 K: 1 S: 10	H: 1 LOB: 1 BB: 0 P: 15	R: 0 E: 0 K: 0 S: 13	H: 1 LOB: 2 BB: 1 P: 29	R: 0 E: 0 K: 1 S: 10	H: 1 LOB: 1 BB: 0 P: 15	R: 1 E: 0 K: 1 S: 16	H: 2 LOB: 1 BB: 0 P: 24	R: 0 E: 0 K: 0 S: 5	H: 0 LOB: 0 BB: 0 P: 8	R: 0 E: 0 K: 0 S: 10	H: 0 LOB: 2 BB: 2 P: 21	R: 0 E: 0 K: 0 S: 9	H: 0 LOB: 0 BB: 0 P: 14	R: 0 E: 0 K: 2 S: 13	H: 2 LOB: 2 BB: 0 P: 16	R: 0 E: 0 K: 1 S: 8	H: 1 LOB: 0 BB: 0 P: 11	R: 0 E: 0 K: 1 S: 9	H: 1 LOB: 1 BB: 0 P: 15	1B: 7 2B: 0 3B: 1 HR: 1	SF: 0 SAC: 1 DP: 1 HBP: 0	WP: 0 PA: 41					
<b>PITCHER</b>	IP WLS BF H R ER SO BB IBB HBP BLK WP HR S P ERA WHIP	44 Jake Peavy, R ERA: 4.17	Alan Embree, L ERA: 5.14	Scott Linebrink, R ERA: 3.6	Trevor Hoffman, R ERA: 0.82	56 Scott Cassidy, R ERA: 1.08	<b>PITCHER</b>	IP WLS BF H R ER SO BB IBB HBP BLK WP HR S P ERA WHIP	44 Jake Peavy, R ERA: 4.17	Alan Embree, L ERA: 5.14	Scott Linebrink, R ERA: 3.6	Trevor Hoffman, R ERA: 0.82	56 Scott Cassidy, R ERA: 1.08	44 Jake Peavy, R ERA: 4.17	Alan Embree, L ERA: 5.14	Scott Linebrink, R ERA: 3.6	Trevor Hoffman, R ERA: 0.82	56 Scott Cassidy, R ERA: 1.08	44 Jake Peavy, R ERA: 4.17	Alan Embree, L ERA: 5.14	Scott Linebrink, R ERA: 3.6	Trevor Hoffman, R ERA: 0.82	56 Scott Cassidy, R ERA: 1.08	44 Jake Peavy, R ERA: 4.17	Alan Embree, L ERA: 5.14	Scott Linebrink, R ERA: 3.6	Trevor Hoffman, R ERA: 0.82	56 Scott Cassidy, R ERA: 1.08

Chicago Cubs @ San Diego Padres  
 PETCO Park, San Diego, CA  
 Sat May 06 2006, 10:05 PM EDT  
 Att: 37,745 - Cloudy - 67 F

AB	37
R	1
H	9
RBI	1
BB	3
SO	7
LOB	20




Batter	1	2	3	4	5	6	7	8	9	10	AB	R	H	RBI	BB	SO	LOB	BOTTOM									
Eric Young Sr., R OBP: 0.250, SLG: 0.270	(1, 7) P5		(0, 1) G6-3			(0, 1) 24 1B					4	1	2	0	0	0	0										
Mike Cameron, R OBP: 0.305, SLG: 0.327	(1, 8) 24 G4-3					(2, 1) 24 1B					2	0	1	0	2	0	1										
24 Brian Giles, L OBP: 0.400, SLG: 0.364	(1, 9) G4-3					(3, 1) 1B					4	0	1	1	0	0	3										
Mike Piazza, R OBP: 0.304, SLG: 0.387 Alan Embree, L OBP: 0.265, SLG: 0.344 Scott Linebrink, R OBP: 0.297, SLG: 0.380 Trevor Hoffman, R OBP: 0.254, SLG: 0.259 56 Scott Cassidy, R OBP: 0.254, SLG: 0.259	(1, 3) K					(0, 0) P3					3	0	0	0	0	1	4										
Mark Bellhorn, S OBP: 0.345, SLG: 0.500		(0, 0) F9				(4, 2) K					3	0	0	0	1	2	3										
3 Khalil Greene, R OBP: 0.311, SLG: 0.382		(2, 2) K				(2, 3) K					4	0	0	0	0	2	3										
Vinny Castilla, R OBP: 0.295, SLG: 0.316		(1, 3) K				(1, 0) F9					4	0	0	0	0	1	0										
Josh Barfield, R OBP: 0.304, SLG: 0.411			(3, 2) F8			(2, 0) F8					4	0	1	0	0	0	0										
44 Jake Peavy, R OBP: 0.071, SLG: 0.071 Ben Johnson, R OBP: 0.265, SLG: 0.344 Rob Bowen, S OBP: 0.478, SLG: 0.667	(1, 1) K		(1, 3) K			(1, 0) F7					1	0	0	0	0	1	0										
<b>Inning Stats</b>	R: 0 E: 0 K: 1 S: 12	H: 0 LOB: 1 BB: 1 P: 22	R: 0 E: 0 K: 2 S: 7	H: 0 LOB: 0 BB: 0 P: 10	R: 0 E: 0 K: 1 S: 8	H: 0 LOB: 0 BB: 1 P: 12	R: 0 E: 0 K: 1 S: 7	H: 0 LOB: 1 BB: 1 P: 15	R: 0 E: 0 K: 1 S: 5	H: 0 LOB: 0 BB: 0 P: 10	R: 1 E: 0 K: 0 S: 11	H: 3 LOB: 3 BB: 1 P: 21	R: 0 E: 0 K: 0 S: 7	H: 0 LOB: 0 BB: 0 P: 11	R: 0 E: 0 K: 1 S: 14	H: 2 LOB: 2 BB: 0 P: 29	R: 0 E: 0 K: 0 S: 4	H: 1 LOB: 0 BB: 0 P: 6	R: 1 E: 0 K: 0 S: 2	H: 1 LOB: 0 BB: 0 P: 3	1B: 6 2B: 0 3B: 0 HR: 1	SF: 0 SAC: 0 DP: 0 HBP: 0	WP: 1 PA: 37				
<b>PITCHER</b>	IP WLS BF H R ER SO BB IBB HBP BLK WP HR S P ERA WHIP	45 Sean Marshall, L ERA: 3.12	44 Roberto Novoa, R ERA: 3.0	47 Scott Eyre, L ERA: 1.65	Bob Howry, R ERA: 1.8	<b>PITCHER</b>	IP WLS BF H R ER SO BB IBB HBP BLK WP HR S P ERA WHIP	45 Sean Marshall, L ERA: 3.12	44 Roberto Novoa, R ERA: 3.0	47 Scott Eyre, L ERA: 1.65	Bob Howry, R ERA: 1.8	45 Sean Marshall, L ERA: 3.12	44 Roberto Novoa, R ERA: 3.0	47 Scott Eyre, L ERA: 1.65	Bob Howry, R ERA: 1.8	45 Sean Marshall, L ERA: 3.12	44 Roberto Novoa, R ERA: 3.0	47 Scott Eyre, L ERA: 1.65	Bob Howry, R ERA: 1.8	45 Sean Marshall, L ERA: 3.12	44 Roberto Novoa, R ERA: 3.0	47 Scott Eyre, L ERA: 1.65	Bob Howry, R ERA: 1.8	45 Sean Marshall, L ERA: 3.12	44 Roberto Novoa, R ERA: 3.0	47 Scott Eyre, L ERA: 1.65	Bob Howry, R ERA: 1.8

Chicago Cubs @ San Diego Padres  
 PETCO Park, San Diego, CA  
 Sat May 06 2006, 10:05 PM EDT  
 Att: 37,745 - Cloudy - 67 F

AB	33
R	2
H	7
RBI	2
BB	3
SO	7
LOB	14





Batter	1	2	3	4	5	6	7	8	9	AB	R	H	RBI	BB	SO	LOB	TOP										
Juan Pierre, L OBP: 0.287, SLG: 0.314 (1, 8)	B2-3		G6-3	K			G4-3			4	0	0	0	0	1	2	<b>Chicago Cubs @ San Diego Padres</b> PETCO Park, San Diego, CA Sun May 07 2006, 4:05 PM EDT Att: 39,847 - Cloudy - 72 F										
5 Ronny Cedeno, R OBP: 0.343, SLG: 0.442 (1, 6)	P3		P6		K		1B			4	0	1	0	0	1	0											
Todd Walker, L OBP: 0.380, SLG: 0.438 (1, 3)	K		L1		1B		F7			4	0	1	0	0	1	1											
Michael Barrett, R OBP: 0.341, SLG: 0.494 (1, 2)		F9		K	L9			F8		4	0	0	0	0	1	1											
16 Aramis Ramirez, R OBP: 0.316, SLG: 0.440 (1, 5)		19 HBP 1B		HR	G6-3			F9		4	2	2	1	0	0	1											
19 Matt Murton, R OBP: 0.378, SLG: 0.412 (1, 7)		1B 37 G1-2-3 HBP		BB 1B		G6-3		G6-3		3	1	1	0	0	0	0											
Jacque Jones, L OBP: 0.289, SLG: 0.422 (1, 9)		1B 1-2 2-H		1B BB		P6		G4-3		3	0	1	1	1	0	0											
Jerry Hairston, R OBP: 0.288, SLG: 0.265 (1, 4)		1B 1-2 2-3		37 SH1 1B		F9		L8		4	0	2	1	0	0	0											
37 Angel Guzman, R 44 Roberto Novoa, R Glendon Rusch, L Freddie Byrnes, L 13 Will Ohman, L John Mabry, L OBP: 0.256, SLG: 0.323 (1, 1) (5, 1) (5, 1) (7, PH) (7, 1) (5, PH)	G1-2-3			SH1			K		G3	1	0	0	0	0	0	3											
<b>Inning Stats</b>	R: 0 E: 0 K: 1 S: 6	H: 0 LOB: 0 BB: 0 P: 7	R: 1 E: 0 K: 0 S: 12	H: 3 LOB: 2 BB: 0 P: 17	R: 0 E: 0 K: 0 S: 9	H: 0 LOB: 0 BB: 0 P: 13	R: 2 E: 0 K: 2 S: 16	H: 3 LOB: 2 BB: 1 P: 27	R: 0 E: 0 K: 1 S: 10	H: 0 LOB: 1 BB: 0 P: 14	R: 0 E: 0 K: 0 S: 7	H: 0 LOB: 0 BB: 0 P: 10	R: 0 E: 0 K: 1 S: 9	H: 1 LOB: 1 BB: 0 P: 16	R: 0 E: 0 K: 0 S: 4	H: 0 LOB: 0 BB: 0 P: 6		R: 0 E: 0 K: 0 S: 7	H: 0 LOB: 0 BB: 0 P: 11	1B: 7 2B: 0 3B: 0 HR: 1	SF: 0 SAC: 1 DP: 1 HBP: 1	WP: 0 PB: 0 SB: 0 CS: 0	PA: 36				
<b>PITCHER</b>	IP	WLS	BF	H	R	ER	SO	BB	IBB	HBP	BLK	WP	HR	S	P	ERA	WHIP										
Woody Williams, R ERA: 3.12 (1, 1)	8.0	W	33	8	3	3	5	1	0	1	0	0	1	73	110	3.38	1.125										
Brian Sweeney, R ERA: 2.76 (9, 1)	1.0	S	3	0	0	0	0	0	0	0	0	0	0	7	11	0.00	0.000										

Batter	1	2	3	4	5	6	7	8	9	AB	R	H	RBI	BB	SO	LOB	BOTTOM										
Dave Roberts, L OBP: 0.339, SLG: 0.371 (1, 7)	1B 24 SF7 1B	L8		G4-3	FC6-4			K		5	1	1	0	0	1	5	<b>Chicago Cubs @ San Diego Padres</b> PETCO Park, San Diego, CA Sun May 07 2006, 4:05 PM EDT Att: 39,847 - Cloudy - 72 F										
Josh Barfield, R OBP: 0.308, SLG: 0.420 (1, 4)	PB 3 2B 1B		F8		P4	G1-3		2B		5	1	2	0	0	0	0											
24 Brian Giles, L OBP: 0.400, SLG: 0.357 (1, 9)	SF7		P4		BB 2B BB			G5-3		2	1	0	1	2	0	1											
Mark Bellhorn, S OBP: 0.339, SLG: 0.473 Geoff Blum, S OBP: 0.236, SLG: 0.379 (1, 5) (7, 5)	K		G6-3		2B 3 1B BB		K	F8		3	1	0	0	1	2	2											
Rob Bowen, S OBP: 0.519, SLG: 0.714 (1, 2)	3 2B BB			3 WP 2B 1B	1-3 2-H 1B 2B		K			3	2	2	1	1	1	1											
3 Khalil Greene, R OBP: 0.333, SLG: 0.425 (1, 6)	1-3 SAFE 2B			SH1-4 1-H 2B	BB 23 BB 1B		23 S 1B			4	0	4	4	0	0	0											
23 Adrián González, L OBP: 0.287, SLG: 0.320 (1, 3)	K			SH1-4 BB			K			2	0	0	0	2	2	3											
Ben Johnson, R OBP: 0.263, SLG: 0.314 (1, 8)		F8		K			G5-3			3	0	0	0	1	1	3											
Woody Williams, R OBP: 0.154, SLG: 0.083 Brian Sweeney, R (1, 1) (9, 1)	K			SH1-4			F9			3	0	0	0	0	2	4											
<b>Inning Stats</b>	R: 2 E: 0 K: 2 S: 20	H: 3 LOB: 2 BB: 1 P: 36	R: 0 E: 0 K: 1 S: 9	H: 0 LOB: 0 BB: 0 P: 16	R: 0 E: 0 K: 0 S: 7	H: 0 LOB: 0 BB: 0 P: 12	R: 1 E: 0 K: 1 S: 12	H: 2 LOB: 2 BB: 1 P: 24	R: 3 E: 0 K: 1 S: 20	H: 2 LOB: 3 BB: 4 P: 43	R: 0 E: 0 K: 2 S: 10	H: 0 LOB: 1 BB: 1 P: 20	R: 0 E: 0 K: 1 S: 12	H: 1 LOB: 1 BB: 0 P: 18	R: 0 E: 0 K: 1 S: 12	H: 1 LOB: 1 BB: 0 P: 17	1B: 5 2B: 4 3B: 0 HR: 0	SF: 1 SAC: 1 DP: 0 HBP: 0	WP: 1 PB: 1 SB: 2 CS: 0	PA: 40							
<b>PITCHER</b>	IP	WLS	BF	H	R	ER	SO	BB	IBB	HBP	BLK	WP	HR	S	P	ERA	WHIP										
37 Angel Guzman, R ERA: 7.2 (1, 1)	4.1	L	22	4	0	0	0	4	0	0	0	0	0	14	28	27.00	12.000										
44 Roberto Novoa, R ERA: 3.65 (5, 1)	0.1		5	2	1	1	1	2	0	0	0	0	0	12	23	0.00	0.750										
Glendon Rusch, L ERA: 7.36 (5, 1)	1.1		5	0	0	0	2	1	0	0	0	0	0	24	35	0.00	1.000										
13 Will Ohman, L ERA: 8.31 (7, 1)	2.0		8	2	0	0	2	0	0	0	0	0	0	24	35	0.00	1.000										







Batter	1	2	3	4	5	6	7	8	9	AB	R	H	RBI	BB	SO	LOB	TOP			
Juan Pierre, L (1.8) OBP: 0.275, SLG: 0.300	P4		F7			G1-3		F8		4	0	0	0	0	0	1				
5 Ronny Cedeno, R (1.6) OBP: 0.336, SLG: 0.446	F9				F8		L8		G4-6-3 1B	4	0	1	0	0	0	0				
Todd Walker, L (1.3) OBP: 0.379, SLG: 0.427	F8			K					K	4	0	1	0	0	2	1				
16 Aramis Ramirez, R (1.5) OBP: 0.303, SLG: 0.430		F9		F9					K	4	0	0	0	0	1	2				
Michael Barrett, R (1.2) OBP: 0.357, SLG: 0.529		HR				G6-3				3	1	2	1	0	0	0				
Jacque Jones, L (1.9) OBP: 0.285, SLG: 0.444 13 Will Ohman, L (8.1)		K				G3				3	0	0	0	0	2	2				
19 Matt Murton, R (1.7) OBP: 0.364, SLG: 0.394		F9								3	0	0	0	0	0	0				
Neff Perez, S (1.4) OBP: 0.222, SLG: 0.231			F8							3	0	1	0	0	0	0				
53 Rich Hill, L (1.1) 47 Scott Eyre, L (7.1) John Mabry, L (7.9) OBP: 0.265, SLG: 0.333			K							2	0	0	0	0	1	0				
<b>Inning Stats</b>	R: 0 E: 0 K: 0 S: 6	H: 0 LOB: 0 BB: 0 P: 6	R: 1 E: 0 K: 1 S: 10	H: 1 LOB: 0 BB: 0 P: 11	R: 0 E: 0 K: 1 S: 5	H: 0 LOB: 0 BB: 0 P: 9	R: 0 E: 0 K: 1 S: 9	H: 0 LOB: 0 BB: 0 P: 13	R: 0 E: 0 K: 0 S: 12	H: 0 LOB: 0 BB: 0 P: 18	R: 0 E: 0 K: 2 S: 10	H: 2 LOB: 2 BB: 0 P: 13	R: 0 E: 0 K: 0 S: 6	H: 1 LOB: 1 BB: 0 P: 7	R: 0 E: 0 K: 1 S: 6	H: 1 LOB: 0 BB: 0 P: 8	1B: 4 2B: 0 3B: 0 HR: 1	SF: 0 SAC: 0 DP: 1 HBP: 0	WP: 0 PB: 0 SB: 0 CS: 0	PA: 31
<b>PITCHER</b> Jason Schmidt, R (1.1) ERA: 3.29	IP: 9.0 WLS: W BF: 31 H: 5 R: 1 ER: 1 SO: 6 BB: 0 IBB: 0 HBP: 0 BLK: 0 WP: 0 HR: 1 S: 71 P: 95 ERA: 1.00 WHIP: 0.556															<b>PITCHER</b>				

Chicago Cubs @ San Francisco Giants  
 AT&T Park, San Francisco, CA  
 Tue May 09 2006, 7:15 PM PDT  
 Att: 39,357 - Clear - 56 F

livebaseballscorecards.com

AB 31  
 R 1  
 H 5  
 RBI 1  
 BB 0  
 SO 6  
 LOB 7



Batter	1	2	3	4	5	6	7	8	9	AB	R	H	RBI	BB	SO	LOB	BOTTOM			
2 Randy Winn, S (1.9) OBP: 0.355, SLG: 0.453	SH3-4 1B 2B		F7		F8					5	2	3	1	0	0	0				
13 Omar Vizquel, S (1.6) OBP: 0.424, SLG: 0.431	SH3-4		F8							3	1	1	0	1	1	1				
Lance Niekro, R (1.3) OBP: 0.283, SLG: 0.319	BB 1B		F9							4	1	2	3	1	1	1				
Barry Bonds, L (1.7) OBP: 0.505, SLG: 0.551 Jason Ellison, R (9.7) OBP: 0.365, SLG: 0.500	BB 1B				F8 L8					4	0	1	0	1	0	3				
Pedro Feliz, R (1.5) OBP: 0.259, SLG: 0.391	BB					F8 L8				0	0	0	0	0	0	0				
Steve Finley, L (1.8) OBP: 0.389, SLG: 0.513	BB					F9				4	0	0	0	0	2	3				
Mike Matheny, R (1.2) OBP: 0.278, SLG: 0.360		F8								4	2	2	0	0	0	3				
Jose Vizcaino, S (1.4) OBP: 0.277, SLG: 0.150			F8							4	0	3	2	0	0	0				
Jose Vizcaino, S (1.4) OBP: 0.277, SLG: 0.150		G3-1								3	0	0	0	1	1	2				
Jason Schmidt, R (1.1) OBP: 0.105, SLG: 0.158										4	0	0	0	0	2	4				
<b>Inning Stats</b>	R: 1 E: 0 K: 1 S: 15	H: 2 LOB: 2 BB: 1 P: 25	R: 0 E: 0 K: 1 S: 8	H: 0 LOB: 0 BB: 0 P: 13	R: 0 E: 0 K: 0 S: 6	H: 0 LOB: 0 BB: 0 P: 10	R: 1 E: 0 K: 0 S: 7	H: 2 LOB: 1 BB: 0 P: 10	R: 0 E: 0 K: 1 S: 10	H: 1 LOB: 2 BB: 1 P: 20	R: 1 E: 0 K: 1 S: 12	H: 2 LOB: 1 BB: 0 P: 15	R: 3 E: 0 K: 1 S: 19	H: 4 LOB: 3 BB: 2 P: 39	R: 0 E: 0 K: 2 S: 9	H: 1 LOB: 1 BB: 0 P: 14	1B: 6 2B: 3 3B: 1 HR: 2	SF: 0 SAC: 1 DP: 0 HBP: 0	WP: 0 PB: 0 SB: 0 CS: 0	PA: 40
<b>PITCHER</b> 53 Rich Hill, L (1.1) ERA: 9.0 47 Scott Eyre, L (7.1) ERA: 2.09 13 Will Ohman, L (8.1) ERA: 7.71	IP: 6.0 WLS: L BF: 29 H: 8 R: 5 ER: 5 SO: 4 BB: 3 IBB: 0 HBP: 0 BLK: 0 WP: 1 HR: 1 S: 60 P: 100 ERA: 7.50 WHIP: 1.833															<b>PITCHER</b>				

Chicago Cubs @ San Francisco Giants  
 AT&T Park, San Francisco, CA  
 Tue May 09 2006, 7:15 PM PDT  
 Att: 39,357 - Clear - 56 F

livebaseballscorecards.com

AB 35  
 R 6  
 H 12  
 RBI 6  
 BB 4  
 SO 7  
 LOB 17







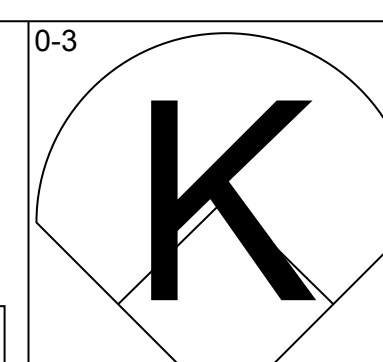
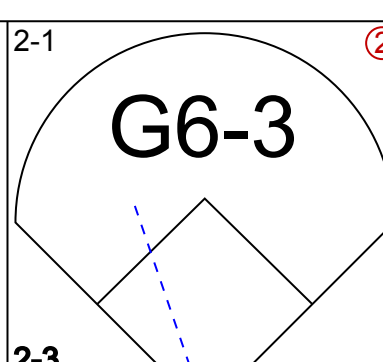
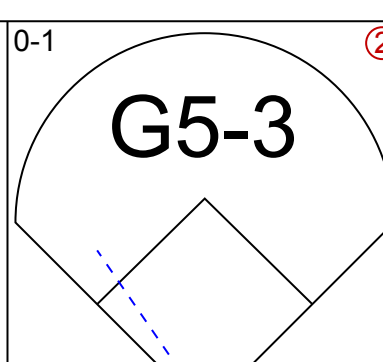
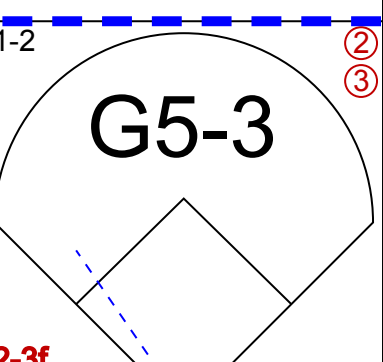
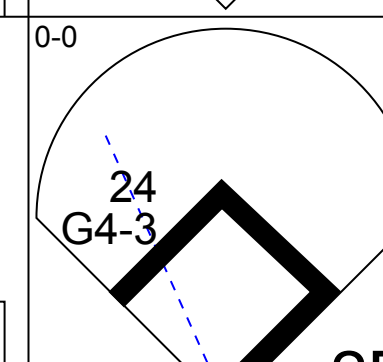
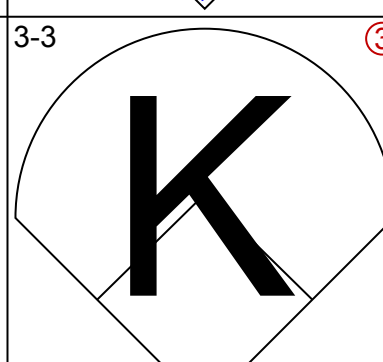
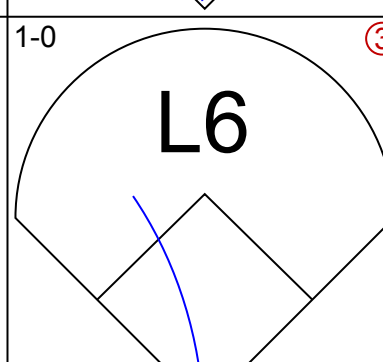
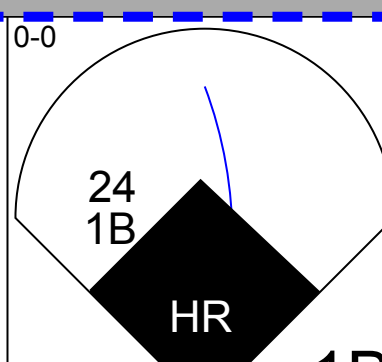
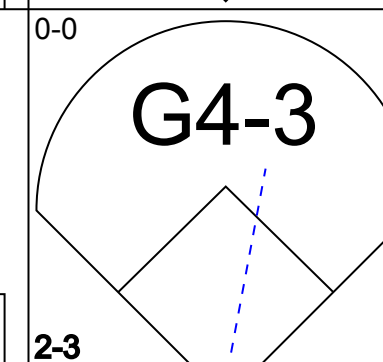
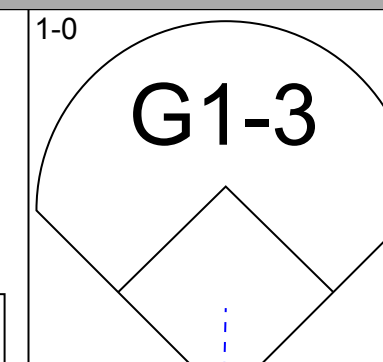
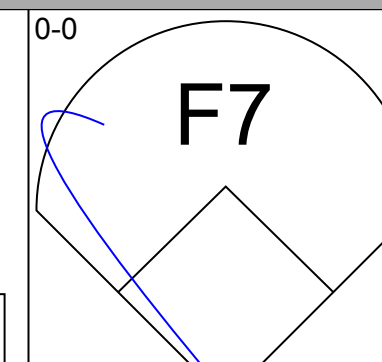
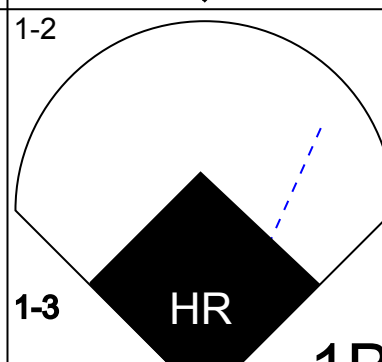
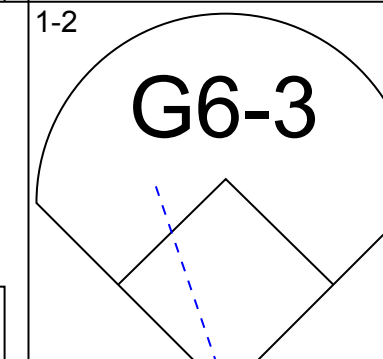
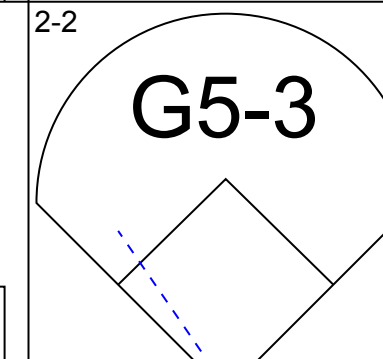
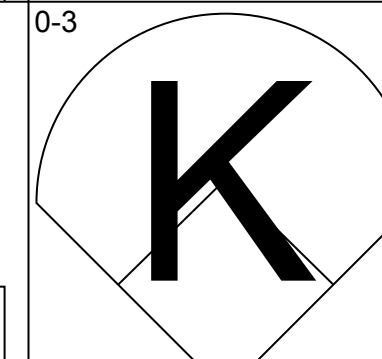
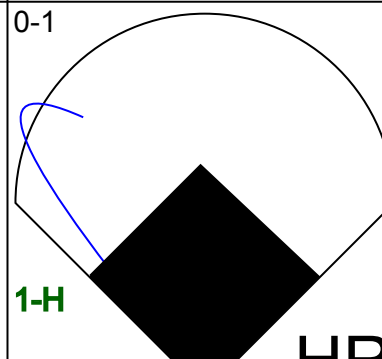
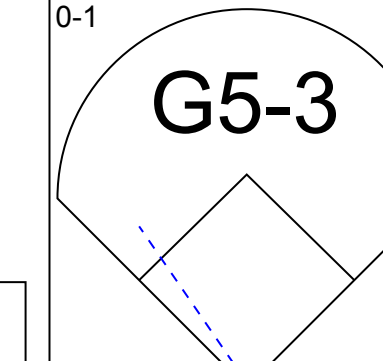
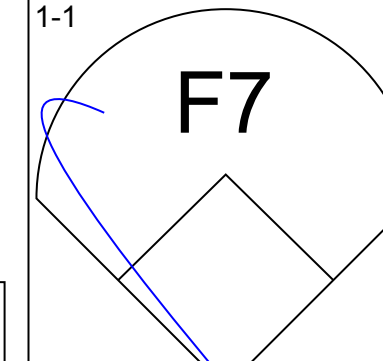
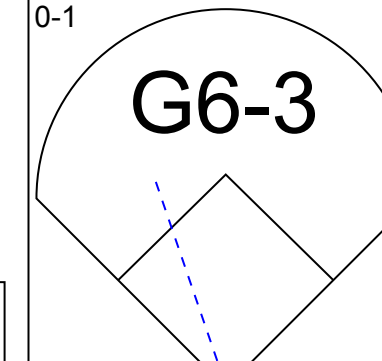
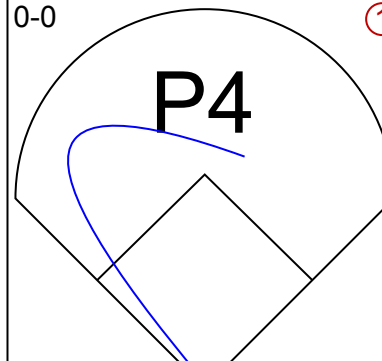
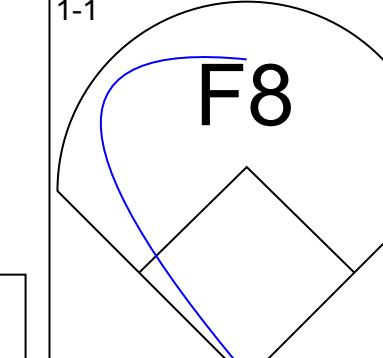
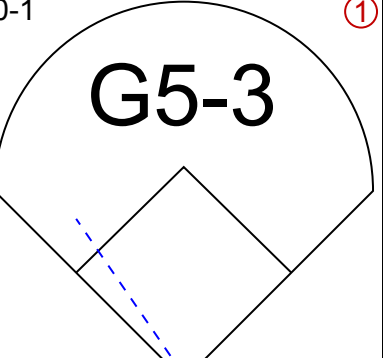
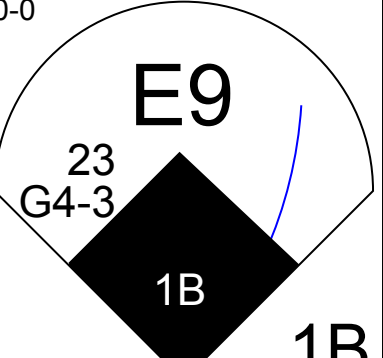
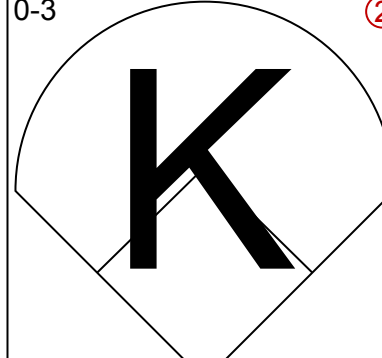
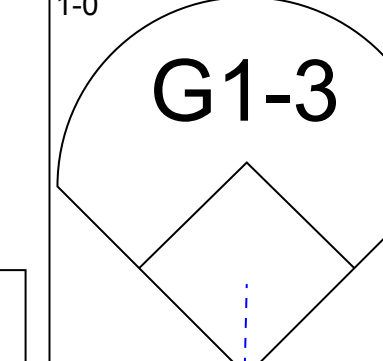
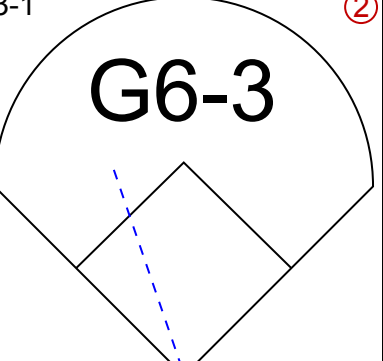
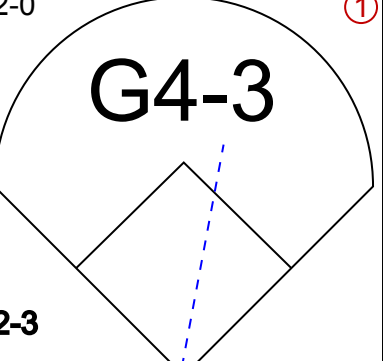
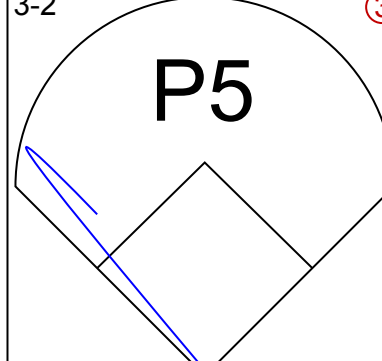
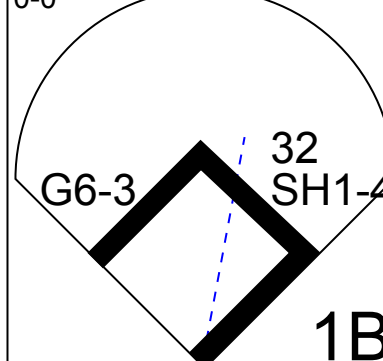
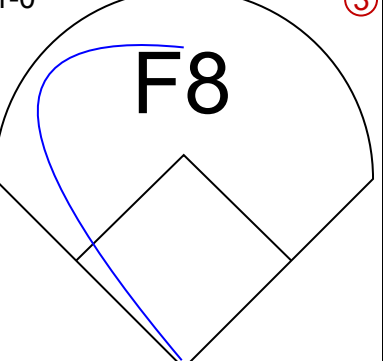
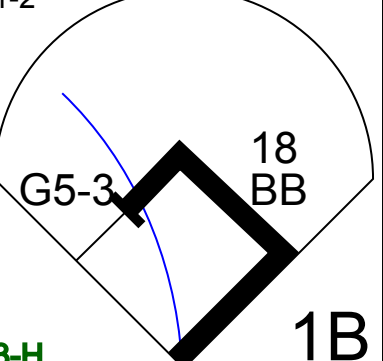
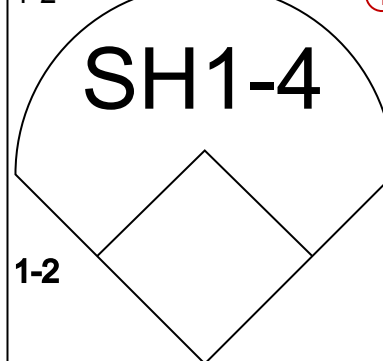
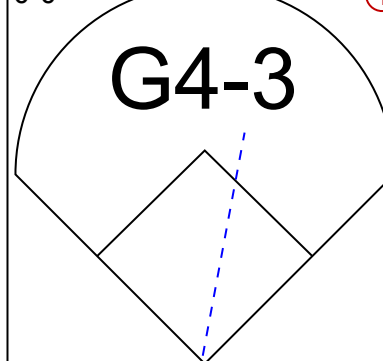
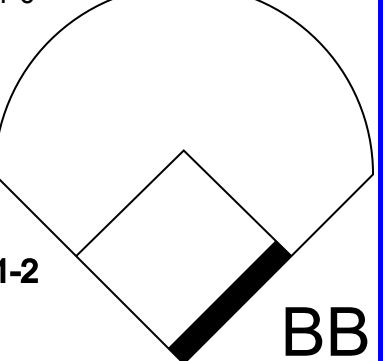








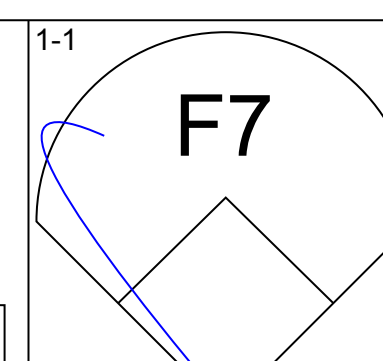
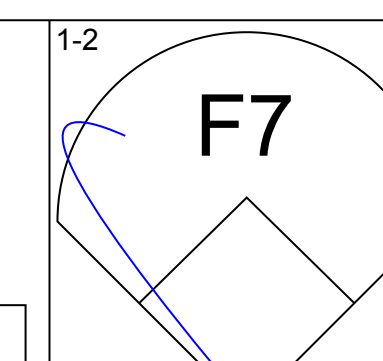
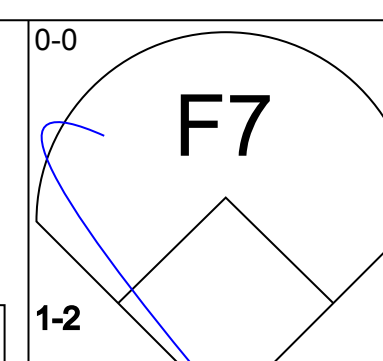
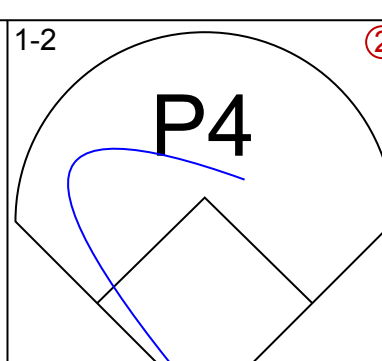
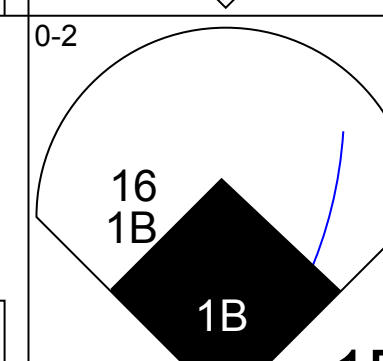
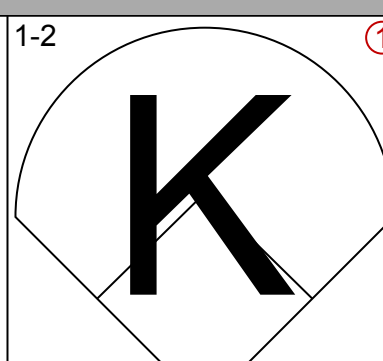
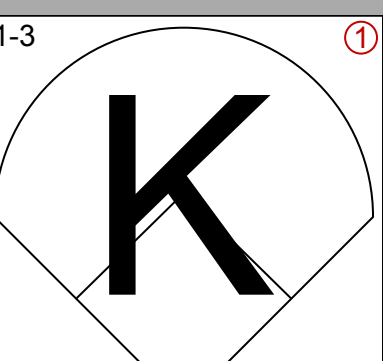
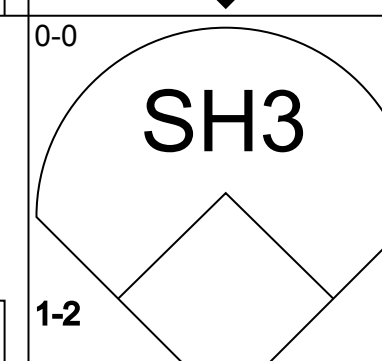
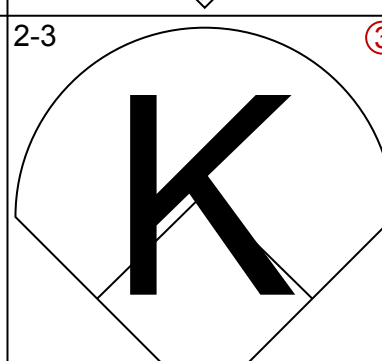
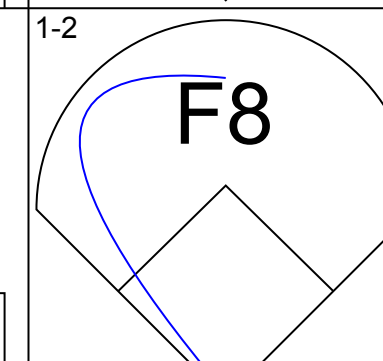
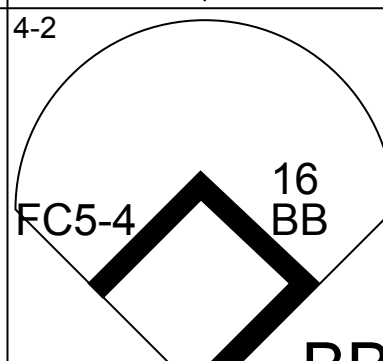
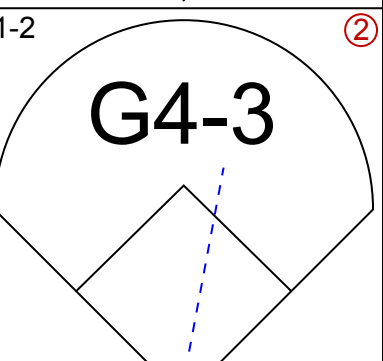
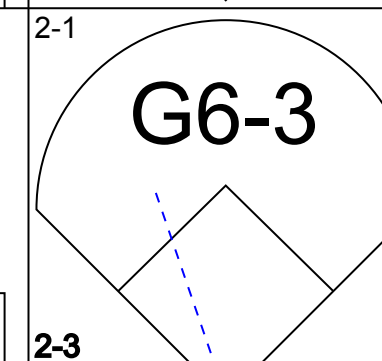
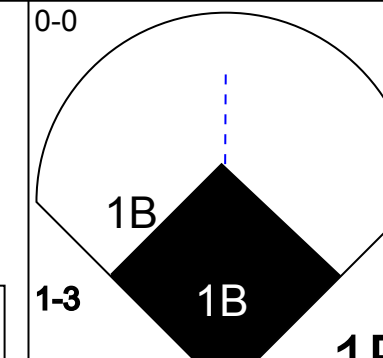
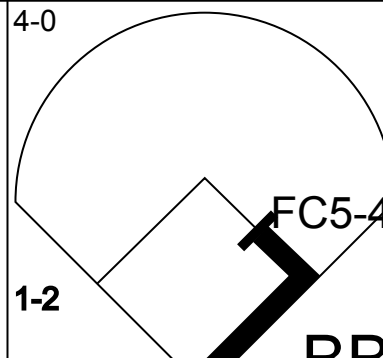
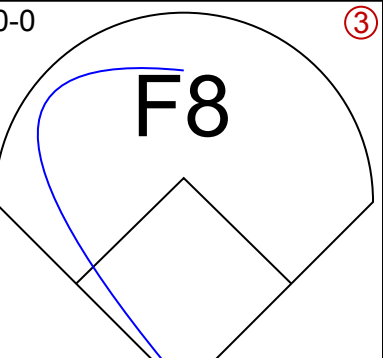
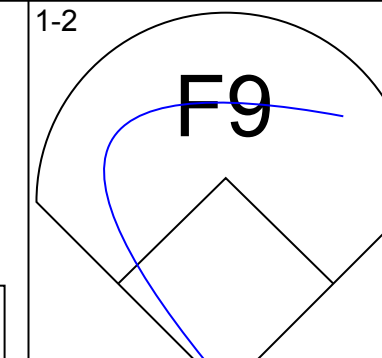
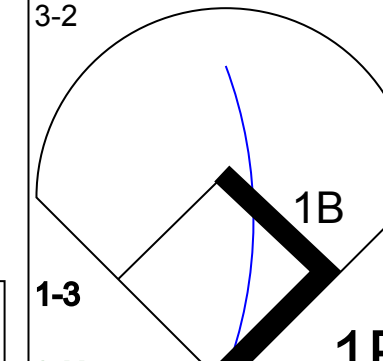
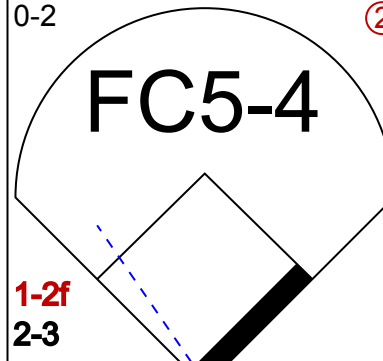
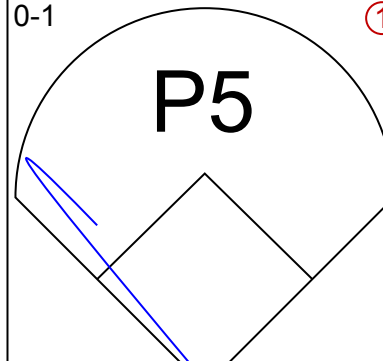
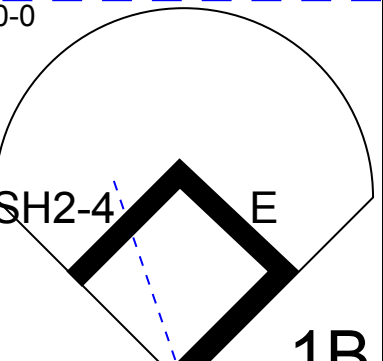
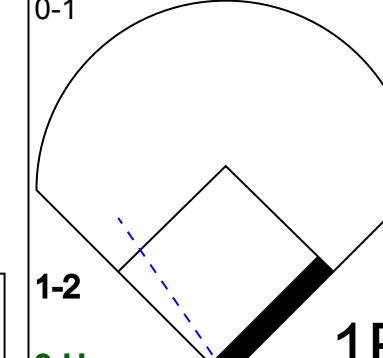
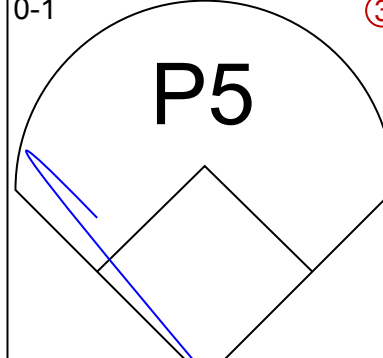
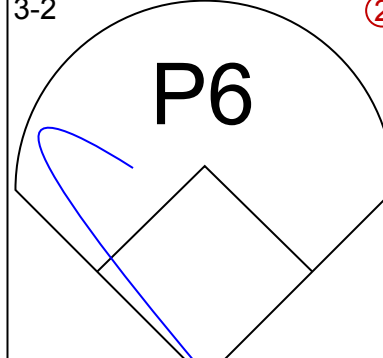
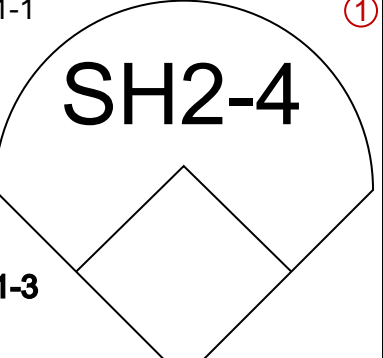
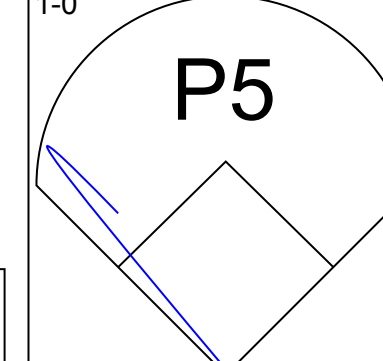
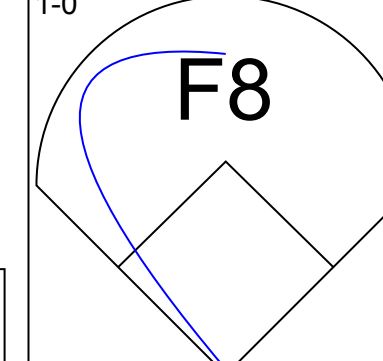
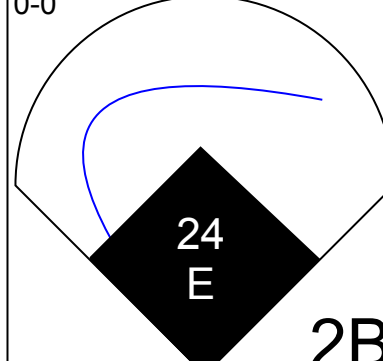
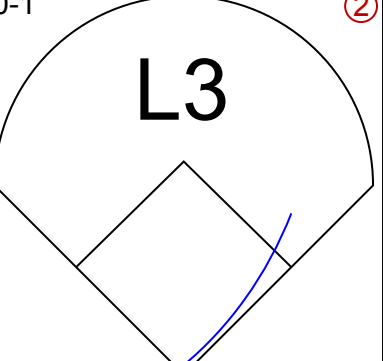
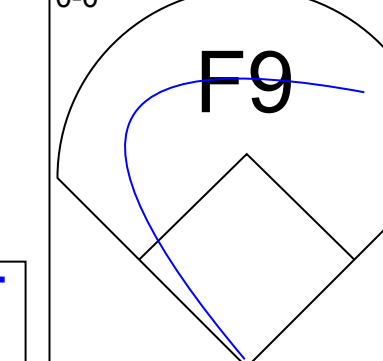
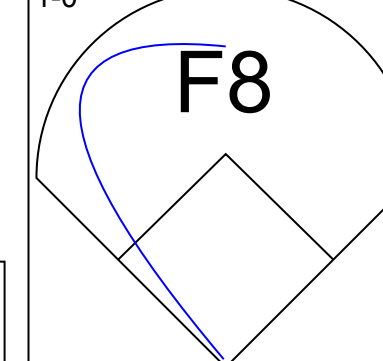
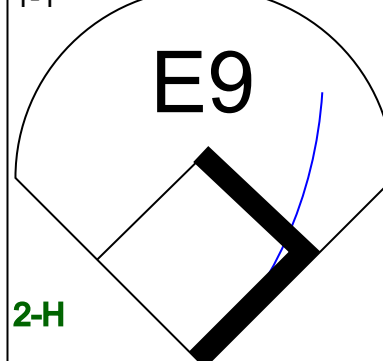
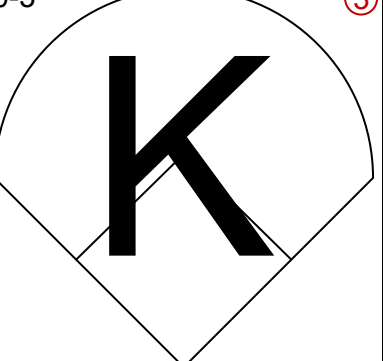
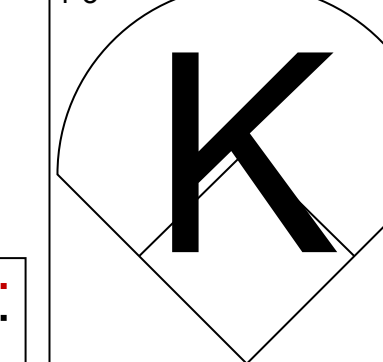
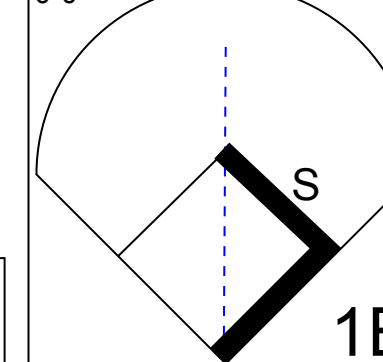
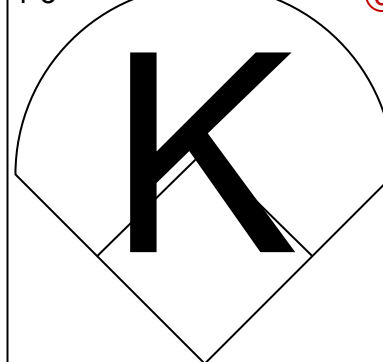



Batter	1	2	3	4	5	6	7	8	9	AB	R	H	RBI	BB	SO	LOB	TOP					
Dave Roberts, L (1,7) OBP: 0.373, SLG: 0.421 Eric Young Sr., R (8,PH) OBP: 0.255, SLG: 0.256										3	0	0	0	0	1	1						
Mike Cameron, R (1,8) OBP: 0.341, SLG: 0.372									1B	4	1	2	0	0	1	1						
24 Brian Giles, L (1,9) OBP: 0.401, SLG: 0.358										1B	4	1	1	0	0	0	1					
Mike Piazza, R (1,2) OBP: 0.330, SLG: 0.440 Trevor Hoffman, R (9,1)										1B	4	1	1	3	0	1	1					
3 Khalil Greene, R (1,6) OBP: 0.318, SLG: 0.426											4	0	0	0	0	0	0					
Vinny Castilla, R (1,5) OBP: 0.283, SLG: 0.302											4	1	1	0	0	1	0					
23 Adrián González, L (1,3) OBP: 0.287, SLG: 0.352											4	0	0	0	0	0	1					
Josh Barfield, R (1,4) OBP: 0.306, SLG: 0.388										3	0	2	1	0	0	0						
32 Chris Young, R (1,1) OBP: 0.176, SLG: 0.294 18 Paul McNulty, L (8,PH) 43 Cla Meredith, R (8,1) 2B Josh Bard, S (9,2) OBP: 0.303, SLG: 0.300										1	0	0	0	0	0	0						
<b>Inning Stats</b>	R: 0 E: 0 K: 1 S: 8	H: 1 LOB: 1 BB: 0 P: 9	R: 0 E: 0 K: 0 S: 5	H: 0 LOB: 0 BB: 0 P: 7	R: 0 E: 0 K: 1 S: 10	H: 1 LOB: 1 BB: 0 P: 15	R: 0 E: 0 K: 0 S: 6	H: 0 LOB: 0 BB: 0 P: 10	R: 0 E: 0 K: 0 S: 5	H: 0 LOB: 0 BB: 0 P: 9	R: 0 E: 0 K: 1 S: 4	H: 0 LOB: 0 BB: 0 P: 5	R: 0 E: 0 K: 1 S: 6	H: 0 LOB: 0 BB: 0 P: 6	R: 1 E: 1 K: 0 S: 10	H: 2 LOB: 1 BB: 1 P: 18	R: 3 E: 0 K: 1 S: 16	H: 3 LOB: 0 BB: 0 P: 20	1B: 5 2B: 1 3B: 0 HR: 1	SF: 0 SAC: 1 DP: 1 HBP: 0	WP: 0 PB: 0 SB: 0 CS: 0	PA: 34
<b>PITCHER</b>	IP	WLS	BF	H	R	ER	SO	BB	IBB	HBP	BLK	WP	HR	S	P	ERA	WHIP					
Greg Maddux, R (1,1) ERA: 3.1	7.1		27	4	1	0	3	1	0	0	0	0	0	49	73	0.00	0.682					
47 Scott Eyre, L (8,1) ERA: 1.89	0.2	H	1	0	0	0	0	0	0	0	0	0	0	5	6	0.00	0.000					
46 Ryan Dempster, R (9,1) ERA: 3.0	1.0	L	6	3	3	3	1	0	0	0	0	0	1	16	20	27.00	3.000					

San Diego Padres @ Chicago Cubs  
Wrigley Field, Chicago, IL  
Sat May 13 2006, 1:20 PM CDT  
Att: 40,095 - Cloudy - 46 F

AB	32
R	4
H	7
RBI	4
BB	1
SO	4
LOB	7



Batter	1	2	3	4	5	6	7	8	9	AB	R	H	RBI	BB	SO	LOB	BOTTOM					
Juan Pierre, L (1,8) OBP: 0.276, SLG: 0.299										4	0	0	0	1	0	1						
5 Ronny Cedeno, R (1,6) OBP: 0.318, SLG: 0.414										4	1	1	0	0	3	0						
Todd Walker, L (1,3) OBP: 0.359, SLG: 0.393										3	0	0	0	1	0	2						
16 Aramis Ramirez, R (1,5) OBP: 0.302, SLG: 0.423										3	1	1	0	1	0	1						
Jacque Jones, L (1,9) OBP: 0.311, SLG: 0.495										4	0	2	1	0	0	2						
Jerry Hairston, R (1,7) OBP: 0.313, SLG: 0.317										3	0	1	1	0	0	2						
Neifi Perez, S (1,4) OBP: 0.231, SLG: 0.274										4	1	1	0	0	0	3						
24 Henry Blanco, R (1,2) OBP: 0.184, SLG: 0.063										4	0	0	0	0	1	1						
Greg Maddux, R (1,1) OBP: 0.211, SLG: 0.167 47 Scott Eyre, L (8,1) 46 Ryan Dempster, R (9,1) John Mabry, L (8,PH) OBP: 0.255, SLG: 0.289										3	0	1	0	0	2	1						
<b>Inning Stats</b>	R: 2 E: 0 K: 0 S: 17	H: 4 LOB: 2 BB: 0 P: 23	R: 0 E: 0 K: 1 S: 8	H: 0 LOB: 0 BB: 0 P: 10	R: 0 E: 0 K: 1 S: 11	H: 0 LOB: 2 BB: 2 P: 20	R: 0 E: 0 K: 0 S: 4	H: 1 LOB: 1 BB: 0 P: 6	R: 0 E: 0 K: 1 S: 8	H: 0 LOB: 0 BB: 0 P: 10	R: 1 E: 1 K: 1 S: 11	H: 1 LOB: 1 BB: 0 P: 16	R: 0 E: 0 K: 0 S: 8	H: 0 LOB: 1 BB: 1 P: 15	R: 0 E: 1 K: 1 S: 9	H: 1 LOB: 1 BB: 0 P: 9	R: 0 E: 0 K: 1 S: 10	H: 0 LOB: 0 BB: 0 P: 14	1B: 6 2B: 1 3B: 0 HR: 0	SF: 0 SAC: 2 DP: 0 HBP: 0	WP: 0 PB: 0 SB: 1 CS: 0	PA: 38
<b>PITCHER</b>	IP	WLS	BF	H	R	ER	SO	BB	IBB	HBP	BLK	WP	HR	S	P	ERA	WHIP					
32 Chris Young, R (1,1) ERA: 3.47	7.0		31	6	3	2	4	3	0	0	0	0	0	67	100	2.57	1.286					
43 Cla Meredith, R (8,1) ERA: 1.29	1.0	W	4	1	0	0	1	0	0	0	0	0	0	9	9	0.00	1.000					
Trevor Hoffman, R (9,1) ERA: 1.29	1.0	S	3	0	0	0	1	0	0	0	0	0	0	10	14	0.00	0.000					

San Diego Padres @ Chicago Cubs  
Wrigley Field, Chicago, IL  
Sat May 13 2006, 1:20 PM CDT  
Att: 40,095 - Cloudy - 46 F

AB	33
R	3
H	7
RBI	2
BB	3
SO	6
LOB	13





Batter	1	2	3	4	5	6	7	8	9	AB	R	H	RBI	BB	SO	LOB	TOP								
Eric Young Sr. R OBP: 0.284, SLG: 0.271 (1, 7)	F7		G6-3					K	K	5	1	1	1	1	2	3	<b>San Diego Padres @ Chicago Cubs</b> Wrigley Field, Chicago, IL Sun May 14 2006, 1:20 PM CDT Att: 39,570 - Sunny - 52 F								
Mike Cameron R OBP: 0.333, SLG: 0.354 (1, 8)	K		P4					K		4	0	0	0	0	2	2									
24 Brian Giles, L 18 Paul McNulty, L (1, 9) (8, PR) (8, 9)										0	2	0	0	5	0	0									
Mike Piazza, R OBP: 0.336, SLG: 0.447 28 Josh Bard, S OBP: 0.324, SLG: 0.300 (1, 2) (7, PR) (7, 2)	FC6-4									3	1	1	0	1	0	2									
3 Khalil Greene, R OBP: 0.320, SLG: 0.451 (1, 6)										4	1	2	4	0	0	5									
Vinny Castilla, R OBP: 0.282, SLG: 0.294 Geoff Blum, S OBP: 0.306, SLG: 0.441 (1, 5) (8, 5)	K									3	1	0	0	1	1	4									
Josh Barfield, R OBP: 0.322, SLG: 0.406 (1, 4)										4	1	3	0	1	0	1									
23 Adrián González, L OBP: 0.284, SLG: 0.346 (1, 3)										5	1	1	0	0	1	6									
52 Clay Hensley, R OBP: 0.071, SLG: 0.071 (1, 1)										5	0	0	0	0	5	5									
<b>Inning Stats</b>	R: 0 E: 0 K: 1 S: 9	H: 0 LOB: 1 BB: 1 P: 17	R: 0 E: 0 K: 1 S: 8	H: 1 LOB: 1 BB: 1 P: 15	R: 0 E: 0 K: 1 S: 9	H: 0 LOB: 0 BB: 0 P: 11	R: 0 E: 0 K: 0 S: 11	H: 0 LOB: 1 BB: 2 P: 20	R: 1 E: 0 K: 1 S: 10	H: 2 LOB: 1 BB: 0 P: 14	R: 3 E: 0 K: 2 S: 17	H: 2 LOB: 1 BB: 2 P: 30	R: 4 E: 1 K: 1 S: 10	H: 1 LOB: 1 BB: 2 P: 23	R: 1 E: 0 K: 2 S: 14	H: 1 LOB: 3 BB: 2 P: 27		R: 0 E: 0 K: 2 S: 10	H: 2 LOB: 2 BB: 0 P: 17	1B: 5 2B: 4 3B: 0 HR: 1	SF: 1 SAC: 0 DP: 2 HBP: 1	WP: 2 PB: 0 SB: 1 CS: 0	PA: 46		
<b>PITCHER</b>	IP	WLS	BF	H	R	ER	SO	BB	IBB	HBP	BLK	WP	HR	S	P	ERA	WHIP								
53 Rich Hill, L ERA: 7.63 Scott Williamson, R ERA: 3.71 44 Roberto Novoa, R ERA: 4.6 Jae Kuk Ryu, R ERA: 9.0 Bob Howry, R ERA: 2.5	5.1	L	23	4	3	3	4	5	0	0	0	0	0	54	90	5.06	1.688								

Batter	1	2	3	4	5	6	7	8	9	AB	R	H	RBI	BB	SO	LOB	BOTTOM								
Juan Pierre, L OBP: 0.269, SLG: 0.291 (1, 8)	G3		G3						G1-3	4	0	0	0	0	0	0	<b>San Diego Padres @ Chicago Cubs</b> Wrigley Field, Chicago, IL Sun May 14 2006, 1:20 PM CDT Att: 39,570 - Sunny - 52 F								
5 Ronny Cedeno, R OBP: 0.309, SLG: 0.402 (1, 6)	K2-3								F8	4	0	0	0	0	1	0									
Todd Walker, L OBP: 0.356, SLG: 0.397 (1, 3)									G4-3	4	0	1	0	0	1	0									
16 Aramis Ramirez, R OBP: 0.296, SLG: 0.413 (1, 5)	L6									3	0	0	0	0	0	1									
Jacque Jones, L OBP: 0.303, SLG: 0.480 (1, 9)										3	0	0	0	0	0	0									
Michael Barrett, R OBP: 0.352, SLG: 0.510 (1, 2)										3	0	1	0	0	0	0									
19 Matt Murton, R OBP: 0.366, SLG: 0.383 (1, 7)										3	0	0	0	0	0	1									
Nelfi Perez, S OBP: 0.235, SLG: 0.266 (1, 4)										2	0	0	0	1	0	0									
53 Rich Hill, L Scott Williamson, R 44 Roberto Novoa, R Jae Kuk Ryu, R John Mabry, L Bob Howry, L	9.0	W	30	2	0	0	2	0	1	0	0	0	0	0	0	0									
<b>Inning Stats</b>	R: 0 E: 0 K: 1 S: 11	H: 1 LOB: 0 BB: 0 P: 14	R: 0 E: 0 K: 0 S: 6	H: 0 LOB: 0 BB: 0 P: 12	R: 0 E: 0 K: 0 S: 7	H: 0 LOB: 0 BB: 0 P: 10	R: 0 E: 0 K: 0 S: 4	H: 0 LOB: 0 BB: 0 P: 7	R: 0 E: 0 K: 0 S: 12	H: 1 LOB: 2 BB: 1 P: 20	R: 0 E: 0 K: 1 S: 6	H: 0 LOB: 0 BB: 0 P: 8	R: 0 E: 0 K: 0 S: 5	H: 0 LOB: 0 BB: 0 P: 8	R: 0 E: 0 K: 0 S: 5	H: 0 LOB: 0 BB: 0 P: 8		R: 0 E: 0 K: 0 S: 3	H: 0 LOB: 0 BB: 0 P: 5	1B: 0 2B: 2 3B: 0 HR: 0	SF: 0 SAC: 0 DP: 0 HBP: 0	WP: 0 PB: 0 SB: 0 CS: 0	PA: 30		
<b>PITCHER</b>	IP	WLS	BF	H	R	ER	SO	BB	IBB	HBP	BLK	WP	HR	S	P	ERA	WHIP								
52 Clay Hensley, R ERA: 3.7	9.0	W	30	2	0	0	2	0	1	0	0	0	0	59	92	0.00	0.222								





Batter	1	2	3	4	5	6	7	8	9	AB	R	H	RBI	BB	SO	LOB	TOP					
Alfonso Soriano, R (1, 7) OBP: 0.320, SLG: 0.531	K		K		K			F7		4	0	0	0	0	3	1	Washington Nationals @ Chicago Cubs Wrigley Field, Chicago, IL Tue May 16 2006, 7:05 PM CDT Att: 39,298 - Clear - 58 F					
Jose Vidro, S (1, 4) OBP: 0.410, SLG: 0.436	G4-3		E6			F7		24 G1-6-3 1B		4	0	1	0	0	0	0						
24 Nick Johnson, L (1, 3) OBP: 0.419, SLG: 0.579	1B		F7			G4-3		G1-6-3		4	0	1	0	0	0	3						
Jose Guillen, R (1, 9) OBP: 0.262, SLG: 0.394	K		K			P3			F7	4	0	0	0	0	2	2						
Ryan Church, L (1, 8) OBP: 0.370, SLG: 0.517		K			K			G6-3		4	0	0	0	0	3	0						
11 Ryan Zimmerman, R (1, 5) OBP: 0.335, SLG: 0.435		BB 1B			P3			P3		4	0	1	0	0	0	0						
Wiki Gonzalez, R (1, 2) OBP: 0.417, SLG: 0.417		K			G1-3			1B		3	0	1	0	0	1	1						
Royce Clayton, R (1, 6) OBP: 0.305, SLG: 0.333		FC6-4 BB			G1-3			F9		2	0	0	0	1	0	1						
Livan Hernandez, R (1, 1) OBP: 0.273, SLG: 0.545 Marlon Anderson, L (8, PH) OBP: 0.308, SLG: 0.242 Joey Eischen, L (8, 1)	FC6-4				F9			1B BB		2	0	0	0	0	0	2						
										0	0	0	0	1	0	0						
										0	0	0	0	0	0	0						
<b>Inning Stats</b>	R: 0 E: 0 K: 2 S: 13	H: 1 LOB: 1 BB: 0 P: 21	R: 0 E: 0 K: 2 S: 13	H: 1 LOB: 2 BB: 1 P: 18	R: 0 E: 1 K: 2 S: 10	H: 0 LOB: 0 BB: 0 P: 14	R: 0 E: 0 K: 1 S: 9	H: 0 LOB: 0 BB: 0 P: 16	R: 0 E: 0 K: 1 S: 5	H: 0 LOB: 0 BB: 0 P: 6	R: 0 E: 0 K: 0 S: 7	H: 1 LOB: 1 BB: 0 P: 12	R: 0 E: 0 K: 0 S: 7	H: 1 LOB: 1 BB: 0 P: 13	R: 0 E: 0 K: 1 S: 10	H: 0 LOB: 0 BB: 0 P: 22	R: 0 E: 0 K: 1 S: 7	H: 0 LOB: 0 BB: 0 P: 9	1B: 4 2B: 0 3B: 0 HR: 0	SF: 0 SAC: 0 DP: 1 HBP: 0	WP: 0 PB: 0 SB: 0 CS: 0	PA: 33
<b>PITCHER</b>	IP	WLS	BF	H	R	ER	SO	BB	IBB	HBP	BLK	WP	HR	S	P	ERA	WHIP					
38 Carlos Zambrano, R (1, 1) ERA: 3.34	8.0	W	30	4	0	0	8	2	0	0	0	0	0	74	122	0.00	0.750					
46 Ryan Dempster, R (9, 1) ERA: 2.84	1.0		3	0	0	0	1	0	0	0	0	0	0	7	9	0.00	0.000					

Batter	1	2	3	4	5	6	7	8	9	AB	R	H	RBI	BB	SO	LOB	BOTTOM					
Juan Pierre, L (1, 8) OBP: 0.273, SLG: 0.295	B5-3		E7 1B		19 SH 1B		P2		L7	5	1	2	0	0	0	3	Washington Nationals @ Chicago Cubs Wrigley Field, Chicago, IL Tue May 16 2006, 7:05 PM CDT Att: 39,298 - Clear - 58 F					
19 Matt Murton, R (1, 7) OBP: 0.358, SLG: 0.373	G6-3		G5-3		SH 1B 2B		K			3	1	0	0	0	1	1						
Todd Walker, L (1, 4) OBP: 0.368, SLG: 0.412	L4			1B FC6-4 2B	1-3 2-H 3-H		FC6-4 BB			3	1	2	2	1	0	0						
Michael Barrett, R (1, 2) OBP: 0.357, SLG: 0.520		G3 2B		FC6-4 1B	L1-3		FC6-4			4	0	2	0	0	0	3						
16 Aramis Ramirez, R (1, 5) OBP: 0.295, SLG: 0.415		P4		FC6-4 BB 1B	1-1 2-H 3-H		P2			4	0	1	2	0	0	3						
Jacque Jones, L (1, 9) OBP: 0.301, SLG: 0.472		G3		5 L7-4 BB 1B	L3					4	0	1	0	0	0	2						
John Mabry, L (1, 3) OBP: 0.269, SLG: 0.271		G4-3		BB			G3			2	0	0	0	2	0	1						
5 Ronny Cedeno, R (1, 6) OBP: 0.307, SLG: 0.393			G5-3		L7-4		38 FC2-6 BB		K	3	0	0	0	1	1	4						
38 Carlos Zambrano, S (1, 1) OBP: 0.056, SLG: 0.056 Jerry Hairston, R (8, PH) OBP: 0.323, SLG: 0.328 46 Ryan Dempster, R (9, 1)			P5		19 SH 1B		FC2-6		1B	3	1	0	0	0	0	1						
										1	0	1	0	0	0	0						
										0	0	0	0	0	0	0						
<b>Inning Stats</b>	R: 0 E: 0 K: 0 S: 5	H: 0 LOB: 0 BB: 0 P: 5	R: 0 E: 0 K: 0 S: 7	H: 1 LOB: 1 BB: 0 P: 13	R: 0 E: 1 K: 0 S: 10	H: 1 LOB: 1 BB: 0 P: 12	R: 1 E: 0 K: 0 S: 16	H: 3 LOB: 2 BB: 1 P: 25	R: 3 E: 1 K: 0 S: 12	H: 3 LOB: 1 BB: 0 P: 16	R: 0 E: 0 K: 0 S: 7	H: 0 LOB: 1 BB: 1 P: 13	R: 0 E: 0 K: 1 S: 15	H: 0 LOB: 1 BB: 1 P: 25	R: 0 E: 0 K: 1 S: 12	H: 1 LOB: 2 BB: 1 P: 22	R: 0 E: 0 K: 1 S: 12	H: 1 LOB: 2 BB: 1 P: 22	1B: 6 2B: 5 3B: 0 HR: 0	SF: 0 SAC: 1 DP: 2 HBP: 0	WP: 0 PB: 0 SB: 0 CS: 0	PA: 37
<b>PITCHER</b>	IP	WLS	BF	H	R	ER	SO	BB	IBB	HBP	BLK	WP	HR	S	P	ERA	WHIP					
Livan Hernandez, R (1, 1) ERA: 6.04	7.0	L	32	8	4	2	1	3	0	0	0	0	0	72	109	2.57	1.571					
Joey Eischen, L (8, 1) ERA: 9.53	1.0		5	1	0	0	1	1	0	0	0	0	0	12	22	0.00	2.000					

AB	31
R	0
H	4
RBI	0
BB	2
SO	9
LOB	10



AB	32
R	4
H	9
RBI	4
BB	4
SO	2
LOB	18





Batter	1	2	3	4	5	6	7	8	9	AB	R	H	RBI	BB	SO	LOB	TOP										
Alfonso Soriano, R OBP: 0.318, SLG: 0.524 (1, 7)	G4-3			L8		S S 1B		G3-1		4	0	1	0	0	0	0	<b>Washington Nationals @ Chicago Cubs</b> Wrigley Field, Chicago, IL Wed May 17 2006, 7:05 PM CDT Att: 39,757 - Cloudy - 52 F										
Marlon Byrd, R OBP: 0.283, SLG: 0.356 (1, 8)	F8			FC4-6 BB		K		K		3	0	0	0	1	2	1											
Jose Vidro, S OBP: 0.400, SLG: 0.424 (1, 4)	L6			FC4-6 1-2		K		K		4	0	0	0	0	2	2											
24 Nick Johnson, L OBP: 0.415, SLG: 0.568 (1, 3)		G4-3		G3-1						3	0	0	0	1	1	1											
Jose Guillen, R OBP: 0.260, SLG: 0.391 Marlon Anderson, L OBP: 0.286, SLG: 0.222 (1, 9) (4, 9)		G5-3			B1-3			K		1	0	0	0	0	0	0											
11 Ryan Zimmerman, R OBP: 0.335, SLG: 0.430 (1, 5)										3	0	0	0	0	2	2											
11 Ryan Zimmerman, R OBP: 0.335, SLG: 0.430 (1, 5)										2	0	0	0	1	1	0											
Wiki Gonzalez, R OBP: 0.333, SLG: 0.333 (1, 2)										3	0	0	0	0	1	1											
Damian Jackson, R OBP: 0.258, SLG: 0.379 Felix Rodriguez, R OBP: 0.258, SLG: 0.379 Mike Stanton, L OBP: 0.258, SLG: 0.379 (1, 6) (7, 1) (8, 1)										2	0	0	0	1	0	0											
Zach Day, R OBP: 0.258, SLG: 0.379 13 Robert Fick, L OBP: 0.258, SLG: 0.379 Jon Rauch, R OBP: 0.258, SLG: 0.379 Royce Clayton, R OBP: 0.303, SLG: 0.331 (1, 1) (5, PH) (5, 1) (7, 6)										0	0	0	0	0	0	0											
										1	0	0	0	0	0	0											
										1	0	0	0	0	1	2											
										1	0	0	0	0	0	0											
<b>Inning Stats</b>	R: 0 E: 0 K: 0 S: 5	H: 0 LOB: 0 BB: 0 P: 10	R: 0 E: 0 K: 1 S: 9	H: 0 LOB: 0 BB: 0 P: 12	R: 0 E: 0 K: 0 S: 8	H: 0 LOB: 1 BB: 1 P: 13	R: 0 E: 0 K: 0 S: 9	H: 0 LOB: 2 BB: 2 P: 15	R: 0 E: 0 K: 3 S: 15	H: 1 LOB: 2 BB: 1 P: 26	R: 0 E: 0 K: 0 S: 8	H: 0 LOB: 0 BB: 0 P: 10	R: 0 E: 0 K: 1 S: 8	H: 0 LOB: 0 BB: 0 P: 11	R: 0 E: 0 K: 3 S: 10	H: 0 LOB: 0 BB: 0 P: 14	1B: 1 2B: 0 3B: 0 HR: 0	SF: 0 SAC: 0 DP: 0 HBP: 0	WP: 1 PB: 0 SB: 3 CS: 0	PA: 32							
<b>PITCHER</b>	IP	WLS	BF	H	R	ER	SO	BB	IBB	HBP	BLK	WP	HR	S	P	ERA	WHIP										
45 Sean Marshall, L ERA: 4.28 Bob Howry, R ERA: 2.37 Scott Williamson, R ERA: 3.5 47 Scott Eyre, L ERA: 1.8 (1, 1) (7, 1) (8, 1) (9, 1)	6.0	W	23	1	0	0	6	4	0	0	0	1	0	56	100	0.00	0.833										

Batter	1	2	3	4	5	6	7	8	9	AB	R	H	RBI	BB	SO	LOB	BOTTOM										
Juan Pierre, L OBP: 0.276, SLG: 0.298 (1, 8)	G4-3 19 S E	F7		CS 1B		F9		G6-3		5	1	2	0	0	0	2	<b>Washington Nationals @ Chicago Cubs</b> Wrigley Field, Chicago, IL Wed May 17 2006, 7:05 PM CDT Att: 39,757 - Cloudy - 52 F										
19 Matt Murton, R OBP: 0.355, SLG: 0.364 (1, 7)	G4-3	1B BB		K		G4-3				3	0	0	0	1	1	2											
Todd Walker, L OBP: 0.379, SLG: 0.413 (1, 3)	L4	BB 1B		1B BB						2	0	1	2	2	0	1											
Michael Barrett, R OBP: 0.362, SLG: 0.515 (1, 2)	E5	BB 1B		BB 1B		F8				3	0	1	0	1	0	1											
16 Aramis Ramirez, R OBP: 0.291, SLG: 0.409 Neifi Perez, S OBP: 0.229, SLG: 0.258 (1, 5) (4, 5)	G6-3	F9		G4-3						2	0	0	0	0	0	4											
										2	0	0	0	0	0	2											
Jacque Jones, L OBP: 0.308, SLG: 0.482 (1, 9)		SH1-4 5 1B		G5-4-3 E 1B		G4-3		G6-3		4	1	2	0	0	0	0											
Jerry Hairston, R OBP: 0.309, SLG: 0.313 (1, 4)		SH1-4		E6 5 G5-4-3		P3		G4-3		3	0	0	0	0	0	1											
5 Ronny Cedeno, R OBP: 0.306, SLG: 0.388 (1, 6)		F7 45 1B		G5-4-3		G1-4-3				4	1	1	1	0	0	2											
45 Sean Marshall, L ERA: 4.28 Freddie Stewart, L ERA: 1.82 Bob Howry, L ERA: 2.37 Scott Williamson, R ERA: 3.5 Ryan Theriot, R ERA: 1.8 47 Scott Eyre, L ERA: 1.8 (1, 1) (5, PH) (7, 1) (8, 1) (9, 1)		1B		G1-3						2	1	1	0	0	0	1											
										1	1	1	0	0	0	0											
										0	0	0	0	0	0	0											
										1	0	0	0	0	0	0											
										0	0	0	0	0	0	0											
										0	0	0	0	0	0	0											
										0	0	0	0	0	0	0											
<b>Inning Stats</b>	R: 1 E: 1 K: 0 S: 10	H: 1 LOB: 1 BB: 0 P: 17	R: 3 E: 0 K: 0 S: 17	H: 4 LOB: 3 BB: 2 P: 34	R: 0 E: 1 K: 0 S: 8	H: 1 LOB: 1 BB: 0 P: 15	R: 0 E: 0 K: 1 S: 11	H: 2 LOB: 2 BB: 1 P: 18	R: 0 E: 0 K: 0 S: 8	H: 0 LOB: 0 BB: 0 P: 13	R: 1 E: 0 K: 0 S: 12	H: 1 LOB: 1 BB: 1 P: 21	R: 0 E: 0 K: 0 S: 6	H: 0 LOB: 0 BB: 0 P: 9	R: 0 E: 0 K: 0 S: 8	H: 0 LOB: 0 BB: 0 P: 11	1B: 7 2B: 1 3B: 0 HR: 1	SF: 0 SAC: 1 DP: 1 HBP: 0	WP: 0 PB: 0 SB: 1 CS: 1	PA: 37							
<b>PITCHER</b>	IP	WLS	BF	H	R	ER	SO	BB	IBB	HBP	BLK	WP	HR	S	P	ERA	WHIP										
Zach Day, R ERA: 5.94 Jon Rauch, R ERA: 1.82 Felix Rodriguez, R ERA: 6.04 Mike Stanton, L ERA: 3.5 (1, 1) (5, 1) (7, 1) (8, 1)	4.0	L	23	8	1	1	0	1	0	0	0	0	1	20	34	4.50	1.000										

AB	28
R	0
H	1
RBI	0
BB	4
SO	10
LOB	9



AB	32
R	5
H	9
RBI	4
BB	4
SO	1
LOB	16









Batter	1	2	3	4	5	6	7	8	9	AB	R	H	RBI	BB	SO	LOB	TOP
Juan Pierre, L (1, 8) OBP: 0.268, SLG: 0.288	0-2 SH SF8 1B		0-1 L6		1-2 G6-3			1-2 G5-3		4	1	1	0	0	0	0	Chicago Cubs @ Chicago White Sox U.S. Cellular Field, Chicago, IL Fri May 19 2006, 4:05 PM EDT Att: 39,301 - Cloudy - 56 F
Jerry Hairston, R (1, 9) OBP: 0.296, SLG: 0.299	0-1 SH		2-2 G1-3			1-1 P4		1-0 G5-3		3	0	0	0	0	0	0	
Todd Walker, L (1, 3) OBP: 0.369, SLG: 0.406	1-1 SF8		4-1			2-1 G4-3			0-1 F7	2	0	0	1	1	0	0	
Michael Barrett, R (1, 10) OBP: 0.360, SLG: 0.495	0-1 G5-3		0-2 F9			1-1 F9			1-0 F7	4	0	0	0	0	0	2	
16 Aramis Ramirez, R (1, 5) OBP: 0.294, SLG: 0.404	4-2			3-2 G6-3					0-1 P3	3	0	0	0	1	0	0	
19 Matt Murton, R (1, 7) OBP: 0.356, SLG: 0.364	0-3 K			0-1 F9						3	0	0	0	0	1	2	
5 Ronny Cedeno, R (1, 6) OBP: 0.305, SLG: 0.386		0-1 G6-3		1-1 F8						3	0	1	0	0	0	0	
24 Henry Blanco, R (1, 2) OBP: 0.171, SLG: 0.057		1-3 K			0-0 F7					3	0	0	0	0	1	1	
Nefti Perez, S (1, 4) OBP: 0.218, SLG: 0.243		1-0 F8			1-1 G6-3					3	0	0	0	0	0	0	
<b>Inning Stats</b>	R: 1 H: 1 E: 1 LOB: 2 K: 1 BB: 1 S: 14 P: 19	R: 0 H: 0 E: 0 LOB: 0 K: 1 BB: 0 S: 6 P: 8	R: 0 H: 0 E: 0 LOB: 1 K: 0 BB: 1 S: 10 P: 16	R: 0 H: 0 E: 0 LOB: 0 K: 0 BB: 0 S: 8 P: 12	R: 0 H: 0 E: 0 LOB: 0 K: 0 BB: 0 S: 7 P: 9	R: 0 H: 0 E: 0 LOB: 0 K: 0 BB: 0 S: 6 P: 10	R: 0 H: 1 E: 0 LOB: 1 K: 0 BB: 0 S: 12 P: 17	R: 0 H: 0 E: 0 LOB: 0 K: 0 BB: 0 S: 6 P: 8	R: 0 H: 0 E: 0 LOB: 0 K: 0 BB: 0 S: 5 P: 6	1B: 2 SF: 1 2B: 0 SAC: 1 3B: 0 DP: 0 HR: 0 HBP: 0	WP: 0 PA: 32 PB: 0 SB: 0 CS: 0						
<b>PITCHER</b> 56 Mark Buehrle, L (1, 1) ERA: 2.92	IP: 9.0 WLS: W BF: 32 H: 2 R: 1 ER: 0 SO: 2 BB: 2 IBB: 0 HBP: 0 BLK: 0 WP: 0 HR: 0 S: 74 P: 105 ERA: 0.00 WHIP: 0.444																

Batter	1	2	3	4	5	6	7	8	9	AB	R	H	RBI	BB	SO	LOB	BOTTOM
22 Scott Podsednik, L (1, 7) OBP: 0.366, SLG: 0.423	3-2 L5		4-0 25 BB 14 2B 1B		3-2 F8			2-3 K		3	1	0	0	2	1	1	Chicago Cubs @ Chicago White Sox U.S. Cellular Field, Chicago, IL Fri May 19 2006, 4:05 PM EDT Att: 39,301 - Cloudy - 56 F
32 Brian Anderson, R (9, 8) OBP: 0.270, SLG: 0.310										0	0	0	0	0	0	0	
Tadahito Iguchi, R (1, 4) OBP: 0.348, SLG: 0.418	2-0 25 S 14 1B		1-1 25 BB 14 2B 1B			2-1 G6-3		2-2 L6		4	2	2	0	1	0	1	
25 Jim Thome, L (1, 10) OBP: 0.433, SLG: 0.693	3-3 K		4-0 14 2B 23 G6-3 BB			2-1				3	2	1	1	1	1	3	
14 Paul Konerko, R (1, 3) OBP: 0.400, SLG: 0.569	0-1 23 BB		0-0 24 1B 2B			0-2 L7				4	1	2	3	0	1	0	
23 Jermaine Dye, R (1, 9) OBP: 0.410, SLG: 0.641	4-2		0-0 G6-3			1-1 12 E 12 1B				2	0	1	1	2	0	1	
12 A.J. Pierzynski, L (1, 2) OBP: 0.375, SLG: 0.438	1-2 BB		3-3 P6			0-1 E4				4	0	1	0	0	0	4	
24 Joe Crede, R (1, 5) OBP: 0.342, SLG: 0.539		0-0 F7	1-0 2H 1B			0-1 L7				4	0	1	1	0	0	3	
Rob Mackowiak, L (1, 8) OBP: 0.333, SLG: 0.297		0-0 G4-3				0-0 G6-3				4	0	1	0	0	1	0	
8 Alex Cintron, S (1, 6) OBP: 0.277, SLG: 0.344		1-1 G4-3				2-1 G1-3				4	0	1	0	0	0	1	
<b>Inning Stats</b>	R: 1 H: 2 E: 0 LOB: 2 K: 1 BB: 1 S: 14 P: 27	R: 0 H: 0 E: 0 LOB: 0 K: 0 BB: 0 S: 4 P: 5	R: 4 H: 3 E: 0 LOB: 1 K: 0 BB: 2 S: 7 P: 16	R: 0 H: 0 E: 0 LOB: 0 K: 0 BB: 0 S: 8 P: 15	R: 1 H: 3 E: 1 LOB: 2 K: 0 BB: 0 S: 13 P: 18	R: 0 H: 1 E: 0 LOB: 2 K: 0 BB: 2 S: 8 P: 18	R: 0 H: 0 E: 0 LOB: 1 K: 1 BB: 1 S: 13 P: 24	R: 0 H: 1 E: 0 LOB: 1 K: 2 BB: 0 S: 13 P: 21	1B: 8 SF: 0 2B: 1 SAC: 0 3B: 0 DP: 1 HR: 1 HBP: 0	WP: 0 PA: 38 PB: 0 SB: 2 CS: 0							
<b>PITCHER</b> Greg Maddux, R (1, 1) ERA: 3.76 Glendon Rusch, L (6, 1) ERA: 7.31	IP: 5.2 WLS: L BF: 29 H: 9 R: 6 ER: 6 SO: 1 BB: 5 IBB: 0 HBP: 0 BLK: 0 WP: 0 HR: 1 S: 53 P: 96 ERA: 9.53 WHIP: 2.471																



Batter	1	2	3	4	5	6	7	8	9	AB	R	H	RBI	BB	SO	LOB	TOP					
Juan Pierre, L (1, 8) OBP: 0.268, SLG: 0.287	G3-1		G3			1B		K		4	0	1	0	0	1	0	<b>Chicago Cubs @ Chicago White Sox</b> U.S. Cellular Field, Chicago, IL Sat May 20 2006, 1:20 PM EDT Att: 39,387 - Sunny - 65 F					
5 Ronny Cedeno, R (1, 6) OBP: 0.310, SLG: 0.389	1B				F9	1B		G6-3		4	0	2	0	0	0	0						
Todd Walker, L (1, 10) OBP: 0.373, SLG: 0.409	1B				F7	1B		K		4	0	2	0	0	1	0						
Michael Barrett, R (1, 2) Neftali Feliz, S (2, 4) OBP: 0.357, SLG: 0.491 OBP: 0.222, SLG: 0.247	G5-4-3				G4-3	G4-6-3		WP		1	0	0	0	0	0	2						
Jacque Jones, L (1, 9) OBP: 0.317, SLG: 0.470					F9			K		4	0	1	0	0	2	1						
16 Aramis Ramirez, R (1, 5) OBP: 0.306, SLG: 0.410					F8			24		3	0	2	0	0	0	0						
John Mabry, L (1, 3) 24 Henry Blanco, R (2, 2) OBP: 0.263, SLG: 0.264 OBP: 0.159, SLG: 0.053					G4-1	G1-3		G4-6-3		1	0	0	0	0	0	0						
19 Matt Murton, R (1, 7) OBP: 0.349, SLG: 0.356								G6-3		3	0	0	0	0	1	2						
Jerry Hairston, R (1, 4) (2, 3) OBP: 0.284, SLG: 0.286					P6			L7		3	0	0	0	0	0	0						
<b>Inning Stats</b>	R: 0 E: 0 K: 0 S: 10	H: 2 LOB: 1 BB: 0 P: 13	R: 0 E: 0 K: 0 S: 7	H: 0 LOB: 0 BB: 0 P: 11	R: 0 E: 0 K: 0 S: 5	H: 0 LOB: 0 BB: 0 P: 9	R: 0 E: 0 K: 0 S: 8	H: 0 LOB: 0 BB: 0 P: 16	R: 0 E: 1 K: 2 S: 12	H: 1 LOB: 1 BB: 0 P: 18	R: 0 E: 0 K: 0 S: 7	H: 3 LOB: 2 BB: 0 P: 13	R: 0 E: 0 K: 0 S: 12	H: 2 LOB: 1 BB: 0 P: 15	R: 0 E: 0 K: 1 S: 8	H: 0 LOB: 0 BB: 0 P: 12		R: 0 E: 0 K: 2 S: 12	H: 1 LOB: 2 BB: 0 P: 17	1B: 9 2B: 0 3B: 0 HR: 0	SF: 0 SAC: 0 DP: 3 HBP: 1	WP: 1 PB: 0 SB: 0 CS: 0
<b>PITCHER</b>	IP WLS BF H R ER SO BB IBB HBP BLK WP HR S P ERA WHIP																					
Freddy Garcia, R (1, 1) ERA: 3.92	8.0 W 29 8 0 0 3 0 0 0 0 0 0 0 69 107 0.00 1.000																					
37 Matt Thornton, L (9, 1) ERA: 4.75	1.0 5 1 0 0 2 0 0 1 0 1 0 12 17 0.00 1.000																					

Batter	1	2	3	4	5	6	7	8	9	AB	R	H	RBI	BB	SO	LOB	BOTTOM					
22 Scott Podsednik, L (1, 7) OBP: 0.370, SLG: 0.421	F7					F7				3	2	1	0	1	0	2	<b>Chicago Cubs @ Chicago White Sox</b> U.S. Cellular Field, Chicago, IL Sat May 20 2006, 1:20 PM EDT Att: 39,387 - Sunny - 65 F					
Tadahito Iguchi, R (1, 4) OBP: 0.385, SLG: 0.468	14									3	2	3	6	1	0	0						
25 Jim Thome, L (1, 10) OBP: 0.434, SLG: 0.685	1B									3	0	1	0	1	1	1						
14 Paul Konerko, R (1, 3) OBP: 0.391, SLG: 0.554	G5-3									4	0	0	0	0	1	4						
23 Jermaine Dye, R (1, 9) OBP: 0.397, SLG: 0.617										4	0	0	0	0	1	2						
12 A.J. Pierzynski, L (1, 2) Chris Widger, R (3, 2) OBP: 0.380, SLG: 0.438 OBP: 0.325, SLG: 0.382										0	1	0	0	1	0	0						
24 Joe Crede, R (1, 5) OBP: 0.340, SLG: 0.528										3	1	0	0	1	0	0						
5 Juan Uribe, R (1, 6) OBP: 0.239, SLG: 0.320										3	1	1	0	1	1	0						
32 Brian Anderson, R (1, 8) Rob Mackowiak, L (3, 8) OBP: 0.267, SLG: 0.310 OBP: 0.337, SLG: 0.293										0	0	0	1	0	0	0						
<b>Inning Stats</b>	R: 0 E: 0 K: 0 S: 9	H: 1 LOB: 1 BB: 1 P: 18	R: 5 E: 0 K: 1 S: 16	H: 1 LOB: 0 BB: 4 P: 36	R: 0 E: 0 K: 1 S: 7	H: 0 LOB: 0 BB: 0 P: 11	R: 0 E: 0 K: 0 S: 5	H: 0 LOB: 0 BB: 0 P: 7	R: 2 E: 0 K: 1 S: 13	H: 3 LOB: 0 BB: 0 P: 27	R: 0 E: 0 K: 1 S: 14	H: 1 LOB: 1 BB: 1 P: 21	R: 0 E: 0 K: 0 S: 4	H: 0 LOB: 1 BB: 1 P: 13	R: 0 E: 0 K: 2 S: 9	H: 0 LOB: 0 BB: 0 P: 13		R: 0 E: 0 K: 2 S: 9	H: 0 LOB: 0 BB: 0 P: 13	1B: 4 2B: 0 3B: 0 HR: 2	SF: 1 SAC: 0 DP: 2 HBP: 0	WP: 1 PB: 0 SB: 0 CS: 0
<b>PITCHER</b>	IP WLS BF H R ER SO BB IBB HBP BLK WP HR S P ERA WHIP																					
53 Rich Hill, L (1, 1) ERA: 9.31	4.0 L 21 5 7 7 2 5 0 0 0 0 0 0 2 43 87 15.75 2.500																					
44 Roberto Novoa, R (5, 1) ERA: 3.93	1.2 6 1 0 0 2 1 0 0 0 0 0 0 18 30 0.00 1.200																					
13 Will Ohman, L (6, 1) ERA: 7.02	0.2 3 0 0 0 0 1 0 0 0 0 0 0 5 11 0.00 1.500																					
Scott Williamson, R (7, 1) ERA: 3.38	0.2 2 0 0 0 0 0 0 0 0 0 0 0 2 5 0.00 0.000																					
46 Ryan Dempster, R (8, 1) ERA: 2.7	1.0 3 0 0 0 2 0 0 0 0 0 0 0 9 13 0.00 0.000																					












Batter	1	2	3	4	5	6	7	8	9	AB	R	H	RBI	BB	SO	LOB	TOP					
Juan Pierre, L (1.8) OBP: 0.270, SLG: 0.294	G1-3	G1-3			G6-3		K			4	0	0	0	0	1	2						
Jerry Hairston, R (1.4) OBP: 0.269, SLG: 0.260	K		G3		P4			L6		4	0	0	0	0	1	0						
Todd Walker, L (1.3) OBP: 0.358, SLG: 0.396	G4-3		G3-1		2B		K			4	0	1	0	0	1	0						
Michael Barrett, R (1.2) OBP: 0.350, SLG: 0.528		5 1B	3B	HR	K			F9		4	2	2	1	0	1	1						
16 Aramis Ramirez, R (1.5) OBP: 0.308, SLG: 0.464	K		G5-3			P6			K	4	0	0	0	0	2	1						
19 Matt Murton, R (1.7) OBP: 0.346, SLG: 0.369	5 1B	34 1B	BB	HR	K			G5-3		3	2	1	1	1	1	0						
Jacque Jones, L (1.9) OBP: 0.312, SLG: 0.473	K			K			G4-3			4	0	0	0	0	3	2						
5 Ronny Cedeno, R (1.6) OBP: 0.305, SLG: 0.379	34 1B	1B		K2-3			G6-3			3	0	1	1	0	1	0						
34 Kerry Wood, R (1.1) 13 Will Crompton, L (6.1) Scott Williamson, R (6.1) Freddie Bynum, L (7.1) Bob Howry, L (7.1) 47 Scott Eyre, L (7.1) 46 Ryan Dempster, R (9.1)	1B			F8			K			2	0	1	1	0	0	0						
<b>Inning Stats</b>	R: 0 E: 0 K: 1 S: 7	H: 0 LOB: 0 BB: 0 P: 9	R: 2 E: 0 K: 2 S: 13	H: 3 LOB: 2 BB: 1 P: 19	R: 1 E: 0 K: 0 S: 6	H: 1 LOB: 0 BB: 0 P: 12	R: 1 E: 0 K: 2 S: 11	H: 1 LOB: 0 BB: 0 P: 17	R: 0 E: 0 K: 1 S: 10	H: 0 LOB: 1 BB: 0 P: 15	R: 0 E: 0 K: 1 S: 11	H: 0 LOB: 0 BB: 0 P: 17	R: 0 E: 0 K: 2 S: 14	H: 0 LOB: 0 BB: 0 P: 16	R: 0 E: 0 K: 1 S: 6	H: 0 LOB: 0 BB: 0 P: 10	R: 0 E: 0 K: 2 S: 10	H: 0 LOB: 0 BB: 0 P: 16	1B: 2 2B: 1 3B: 1 HR: 2	SF: 0 SAC: 0 DP: 0 HBP: 0	WP: 0 PB: 0 SB: 0 CS: 0	PA: 34
<b>PITCHER</b>	IP	WLS	BF	H	R	ER	SO	BB	IBB	HBP	BLK	WP	HR	S	P	ERA	WHIP					
Scott Olsen, L (1.1) ERA: 6.64	5.0		22	6	4	4	6	1	0	0	0	0	2	47	72	7.20	1.400					
Yusmeiro Petit, R (6.1) ERA: 1.5	1.0		3	0	0	0	1	0	0	0	0	0	0	11	17	0.00	0.000					
Randy Messenger, R (7.1) ERA: 4.67	2.0		6	0	0	0	3	0	0	0	0	0	0	20	26	0.00	0.000					
19 Logan Kensing, R (9.1) ERA: 6.23	1.0	W	3	0	0	0	2	0	0	0	0	0	0	10	16	0.00	0.000					

Chicago Cubs @ Florida Marlins  
Dolphin Stadium, Miami, FL  
Tue May 23 2006, 7:05 PM EDT  
Att: 10,979 - Cloudy - 84 F


AB 33  
R 4  
H 6  
RBI 4  
BB 1  
SO 12  
LOB 6



Batter	1	2	3	4	5	6	7	8	9	AB	R	H	RBI	BB	SO	LOB	BOTTOM					
2 Hanley Ramirez, R (1.6) OBP: 0.417, SLG: 0.484	6 S		6 S		L4	L6			14 FC3-2	2	2	0	0	3	0	3						
6 Dan Uggla, R (1.4) OBP: 0.371, SLG: 0.468	BB		F9		HR			F9	SH2-4	2	1	0	0	2	0	1						
Miguel Cabrera, R (1.5) OBP: 0.421, SLG: 0.570	P3		SF8		HR			14 F8	17 1B	3	2	2	3	1	0	2						
14 Josh Willingham, R (1.7) OBP: 0.364, SLG: 0.487	P4		P2		K			F8	FC3-2	5	0	0	0	0	1	6						
17 Mike Jacobs, L (1.3) OBP: 0.331, SLG: 0.391	K				P5			G1-3	K	5	0	1	2	0	2	3						
27 Jeremy Hermida, L (1.9) OBP: 0.452, SLG: 0.333					61 FC3-6			BB	20 BB	3	0	1	0	1	2	0						
61 Reggie Abercrombie, R (1.8) OBP: 0.307, SLG: 0.376					FC3-6			K		4	0	0	0	0	2	2						
20 Matt Treanor, R (1.2) OBP: 0.281, SLG: 0.283					G5-3			BB		3	0	1	0	1	0	1						
Scott Olsen, L (1.1) 4 Alfredo Amezaga, S (5.1) Yusmeiro Petit, R (6.1) Joe Borchard, S (6.1) Randy Messenger, R (7.1) 19 Logan Kensing, R (9.1) Wes Helms, R (9.1) Chris Aguilera, R (9.1)					G3				SH2-4	1	0	0	0	0	0	1						
<b>Inning Stats</b>	R: 0 E: 0 K: 1 S: 14	H: 0 LOB: 2 BB: 2 P: 28	R: 0 E: 0 K: 1 S: 9	H: 1 LOB: 1 BB: 0 P: 14	R: 1 E: 0 K: 0 S: 6	H: 0 LOB: 0 BB: 1 P: 10	R: 0 E: 0 K: 0 S: 9	H: 0 LOB: 1 BB: 1 P: 17	R: 2 E: 0 K: 1 S: 11	H: 1 LOB: 3 BB: 2 P: 25	R: 0 E: 0 K: 1 S: 10	H: 1 LOB: 1 BB: 0 P: 15	R: 0 E: 0 K: 2 S: 8	H: 0 LOB: 0 BB: 0 P: 16	R: 2 E: 0 K: 0 S: 8	H: 2 LOB: 2 BB: 2 P: 18	1B: 5 2B: 0 3B: 0 HR: 1	SF: 1 SAC: 1 DP: 0 HBP: 0	WP: 0 PB: 0 SB: 2 CS: 0	PA: 41		
<b>PITCHER</b>	IP	WLS	BF	H	R	ER	SO	BB	IBB	HBP	BLK	WP	HR	S	P	ERA	WHIP					
34 Kerry Wood, R (1.1) ERA: 6.3	5.0		22	2	3	3	3	5	0	0	0	0	0	6	9	0.00	3.000					
13 Will Crompton, L (6.1) ERA: 6.5	0.1	H	2	1	0	0	0	0	0	0	0	0	0	8	16	0.00	3.000					
Scott Williamson, R (6.1) ERA: 3.1	0.2	H	4	0	0	0	1	2	0	0	0	0	0	7	9	0.00	1.500					
Bob Howry, R (7.1) ERA: 2.11	0.2	H	3	1	0	0	0	0	0	0	0	0	0	11	22	0.00	0.000					
47 Scott Eyre, L (7.1) ERA: 1.58	1.1	H	4	0	0	0	3	0	0	0	0	0	0	11	22	0.00	0.000					
<b>PITCHER</b>	IP	WLS	BF	H	R	ER	SO	BB	IBB	HBP	BLK	WP	HR	S	P	ERA	WHIP					
46 Ryan Dempster, R (9.1) ERA: 3.32	0.2	L	6	2	2	2	0	1	1	0	0	0	0	8	18	27.00	4.500					

Chicago Cubs @ Florida Marlins  
Dolphin Stadium, Miami, FL  
Tue May 23 2006, 7:05 PM EDT  
Att: 10,979 - Cloudy - 84 F

AB 30  
R 5  
H 6  
RBI 5  
BB 9  
SO 7  
LOB 19





















Batter	1	2	3	4	5	6	7	8	9	AB	R	H	RBI	BB	SO	LOB	TOP										
<b>Felipe Lopez, S</b> OBP: 0.373, SLG: 0.411 (1, 6)	G4-3		3-2 1B		2-2 G4-3			0-1 G4-3	2-3 K	5	0	1	1	0	1	1											
<b>Adam Dunn, L</b> OBP: 0.376, SLG: 0.563 (1, 7)	K		G4-3		G3			1-0 HR		4	1	1	1	0	1	1											
<b>Ken Griffey Jr., L</b> OBP: 0.297, SLG: 0.475 (1, 8)	K2-3				2-2 WP SF7 1B			0-1 G5-4-3 1B		4	1	2	0	0	1	0											
<b>Rich Aurilia, R</b> OBP: 0.325, SLG: 0.486 (1, 5)		1-1 L7			0-0 FC5 WP 1B			2-1 G5-4-3	1-0 2B	4	0	2	0	0	0	1											
<b>Scott Hatteberg, L</b> OBP: 0.403, SLG: 0.441 (1, 3)		1-2 G6-3			1-0 L4			2-2 G4-3	4-2 2B	3	0	0	0	1	0	2											
<b>Austin Kearns, R</b> OBP: 0.384, SLG: 0.527 (1, 9)		1-3 K			0-0 SF7				2-3 BB	3	0	0	1	0	3	2											
<b>4 Brandon Phillips, R</b> <b>6 Ryan Freel, R</b> OBP: 0.373, SLG: 0.333 (1, 4) (5, 4)			0-2 54 G5-3 PB 1B		4-1 FC5 BB			0-3 K	2-1 2B	1	1	1	0	1	0	0											
<b>Jason LaRue, R</b> OBP: 0.310, SLG: 0.352 (1, 2)			1-2 P5		1-0 FC5			4-2 BB	2-3 K	3	0	0	0	1	1	4											
<b>54 Elizardo Ramirez, S</b> Quinton McCracken, S Kent Mercker, L Rick White, R 37 Brian Shackelford, L Javier Valentin, S OBP: 0.152, SLG: 0.162 OBP: 0.288, SLG: 0.297 OBP: 0.288, SLG: 0.297 (7, 1) (8, 1) (8, 1) (8, 1) (8, 1)			0-0 G5-3		1-3 K			1-2 G4-3	0-1 P5	2	0	0	0	0	1	1											
<b>Inning Stats</b>	R: 0 E: 0 K: 2 S: 8	H: 0 LOB: 0 BB: 0 P: 13	R: 0 E: 0 K: 1 S: 8	H: 0 LOB: 0 BB: 0 P: 11	R: 1 E: 0 K: 0 S: 16	H: 2 LOB: 1 BB: 0 P: 21	R: 1 E: 0 K: 0 S: 9	H: 2 LOB: 2 BB: 1 P: 17	R: 0 E: 0 K: 1 S: 7	H: 1 LOB: 0 BB: 0 P: 11	R: 0 E: 0 K: 2 S: 11	H: 0 LOB: 1 BB: 1 P: 17	R: 1 E: 0 K: 1 S: 12	H: 2 LOB: 2 BB: 1 P: 22	R: 0 E: 0 K: 2 S: 10	H: 1 LOB: 1 BB: 0 P: 16	1B: 5 2B: 2 3B: 0 HR: 1	SF: 1 SAC: 0 DP: 1 HBP: 0	WP: 1 PB: 1 SB: 0 CS: 0	PA: 37							
<b>PITCHER</b>	IP	WLS	BF	H	R	ER	SO	BB	IBB	HBP	BLK	WP	HR	S	P	ERA	WHIP										
<b>34 Kerry Wood, R</b> ERA: 4.5 (1, 1)	6.0	W	23	5	2	1	4	1	0	0	0	1	0	56	85	1.50	1.000										
<b>David Aardsma, R</b> ERA: 9.0 (7, 1)	1.0	H	4	0	0	0	2	1	0	0	0	0	0	11	17	0.00	1.000										
<b>47 Scott Eyre, L</b> ERA: 1.71 (8, 1)	0.2		5	2	1	0	0	1	0	0	0	0	1	9	17	13.50	4.500										
<b>46 Ryan Dempster, R</b> ERA: 3.75 (8, 1)	1.1	S	5	1	0	0	3	0	0	0	0	0	0	13	21	0.00	0.750										

Cincinnati Reds @ Chicago Cubs  
Wrigley Field, Chicago, IL  
Mon May 29 2006, 1:20 PM CDT  
Att: 40,072 - Partly Cloudy - 85 F

AB 33  
R 3  
H 8  
RBI 3  
BB 3  
SO 9  
LOB 14



Batter	1	2	3	4	5	6	7	8	9	AB	R	H	RBI	BB	SO	LOB	BOTTOM										
<b>Juan Pierre, L</b> OBP: 0.269, SLG: 0.301 (1, 8)	B1-3	G1-3		SH2-3		G3-1		1-1 3B		4	0	1	1	0	0	1											
<b>1 Tony Womack, L</b> OBP: 0.441, SLG: 0.467 (1, 4)	1B		E6 F8 G6-3	G4-3			1-1 FC6-4 1B	3-2 G5-3		5	1	2	0	0	0	3											
<b>Michael Barrett, R</b> OBP: 0.344, SLG: 0.500 (1, 2)	K		G6-3		0-1 F7		0-0 FC6-4 HR			4	1	0	0	0	1	3											
<b>Todd Walker, L</b> OBP: 0.378, SLG: 0.424 (1, 3)	16 2B		F8		0-1 1B		3-1 SAFE 1H HR			4	2	3	3	0	0	1											
<b>16 Aramis Ramirez, R</b> OBP: 0.309, SLG: 0.465 (1, 5)	1H 2B		K		0-0 P5		2-0 F8			4	0	1	1	0	1	2											
<b>Jacque Jones, L</b> OBP: 0.313, SLG: 0.453 <b>46 Ryan Dempster, R</b> (1, 9) (8, 1)	G3			G4-3	G4-3		0-1 F7			4	0	0	0	0	0	2											
<b>19 Matt Murton, R</b> OBP: 0.362, SLG: 0.409 (1, 7)		G4-3		5 1B 34 1B		1-1 HR		1-0 L7		4	2	2	1	0	0	0											
<b>5 Ronny Cedeno, R</b> OBP: 0.310, SLG: 0.379 (1, 6)		L6		SH2-3 34 1B		1-2 P4		1-0 G1-3 WP 3B 1B		4	1	2	0	0	0	0											
<b>34 Kerry Wood, R</b> OBP: 0.600, SLG: 0.800 <b>Freddie Bynum, L</b> OBP: 0.255, SLG: 0.444 <b>David Aardsma, R</b> <b>47 Scott Eyre, L</b> <b>Jerry Hairston, R</b> OBP: 0.256, SLG: 0.247 (1, 1) (6, PH) (7, 1) (8, 1) (8, 9)				SH2-3 1B		1-3 K		0-2 G1-3		2	0	2	1	0	0	0											
<b>Inning Stats</b>	R: 2 E: 0 K: 1 S: 18	H: 3 LOB: 1 BB: 0 P: 24	R: 0 E: 0 K: 0 S: 10	H: 1 LOB: 1 BB: 0 P: 13	R: 0 E: 1 K: 1 S: 9	H: 0 LOB: 1 BB: 0 P: 12	R: 1 E: 0 K: 0 S: 11	H: 3 LOB: 2 BB: 0 P: 13	R: 0 E: 0 K: 1 S: 8	H: 1 LOB: 0 BB: 0 P: 9	R: 1 E: 0 K: 1 S: 14	H: 1 LOB: 0 BB: 0 P: 19	R: 2 E: 0 K: 0 S: 8	H: 2 LOB: 0 BB: 0 P: 14	R: 1 E: 0 K: 0 S: 11	H: 2 LOB: 1 BB: 0 P: 17	1B: 7 2B: 3 3B: 1 HR: 2	SF: 0 SAC: 1 DP: 0 HBP: 0	WP: 1 PB: 0 SB: 0 CS: 0	PA: 38							
<b>PITCHER</b>	IP	WLS	BF	H	R	ER	SO	BB	IBB	HBP	BLK	WP	HR	S	P	ERA	WHIP										
<b>54 Elizardo Ramirez, R</b> ERA: 4.11 (1, 1)	6.0	L	28	9	4	4	3	0	0	0	0	0	1	70	90	6.00	1.500										
<b>Kent Mercker, L</b> ERA: 7.45 (7, 1)	1.0		5	2	2	2	0	0	0	0	0	0	1	8	14	18.00	2.000										
<b>Rick White, R</b> ERA: 0.64 (8, 1)	0.2		3	1	1	1	0	0	0	0	0	1	0	5	7	13.50	1.500										
<b>37 Brian Shackelford, L</b> ERA: 7.71 (8, 1)	0.1		2	1	0	0	0	0	0	0	0	0	0	6	10	0.00	3.000										

Cincinnati Reds @ Chicago Cubs  
Wrigley Field, Chicago, IL  
Mon May 29 2006, 1:20 PM CDT  
Att: 40,072 - Partly Cloudy - 85 F

AB 37  
R 7  
H 13  
RBI 7  
BB 0  
SO 3  
LOB 13





Batter	1	2	3	4	5	6	7	8	9	AB	R	H	RBI	BB	SO	LOB	TOP										
Felipe Lopez, S OBP: 0.371, SLG: 0.405	G1-3		G1-3		FC4-6					3	0	0	0	1	0	2	Cincinnati Reds @ Chicago Cubs Wrigley Field, Chicago, IL Tue May 30 2006, 7:05 PM CDT Att: 39,000 - Cloudy - 80 F										
Scott Hatteberg, L OBP: 0.392, SLG: 0.427	G4-3		F7			G6-3	K			4	0	0	0	0	1	1											
Ken Griffey Jr., L OBP: 0.296, SLG: 0.467	F7			G1-3		2B G6-3		K		4	1	1	0	0	1	0											
Adam Dunn, L OBP: 0.378, SLG: 0.573		12 E		P5		G6-3		P4		4	2	2	0	0	0	0											
Austin Kearns, R OBP: 0.358, SLG: 0.516	F7		F7			G6-3		K		4	0	0	1	0	1	2											
Javier Valentin, S OBP: 0.299, SLG: 0.346		F8			G5-3			F8		4	0	1	1	0	0	1											
12 Edwin Encarnación, R OBP: 0.361, SLG: 0.470		E9			G6-3		P4	K		4	0	1	1	0	1	1											
6 Ryan Freel, R OBP: 0.370, SLG: 0.331							F9	E6		4	0	1	0	0	1	1											
Brandon Claussen, R Rick White, R Quinton McCracken, S 37 Brian Shacketford, L Justin Germano, R Kent Mercker, L Jason LaRue, R			G1-3				G4-3	FC5-4		2	0	1	0	0	0	0											
<b>Inning Stats</b>	R: 0 E: 0 K: 0 S: 6	H: 0 LOB: 0 BB: 0 P: 6	R: 1 E: 1 K: 1 S: 10	H: 2 LOB: 1 BB: 0 P: 14	R: 0 E: 0 K: 0 S: 6	H: 0 LOB: 0 BB: 0 P: 8	R: 0 E: 0 K: 0 S: 6	H: 0 LOB: 0 BB: 0 P: 6	R: 0 E: 0 K: 0 S: 13	H: 2 LOB: 2 BB: 0 P: 18	R: 2 E: 0 K: 0 S: 11	H: 3 LOB: 1 BB: 0 P: 15	R: 0 E: 0 K: 1 S: 9	H: 0 LOB: 0 BB: 1 P: 18	R: 0 E: 0 K: 2 S: 11	H: 0 LOB: 0 BB: 0 P: 15		R: 0 E: 1 K: 1 S: 10	H: 0 LOB: 1 BB: 0 P: 19	1B: 5 2B: 2 3B: 0 HR: 0	SF: 0 SAC: 0 DP: 0 HBP: 0	WP: 0 PB: 0 SB: 0 CS: 0	PA: 36				
<b>PITCHER</b>	IP	WLS	BF	H	R	ER	SO	BB	IBB	HBP	BLK	WP	HR	S	P	ERA	WHIP										
Greg Maddux, R	5.2	W	24	7	3	3	1	0	0	0	0	0	0	50	64	4.76	1.235										
David Aardsma, R	0.1	H	1	0	0	0	0	0	0	0	0	0	0	2	3	0.00	0.000										
44 Roberto Novoa, R	1.0		4	0	0	0	1	1	0	0	0	0	0	9	18	0.00	1.000										
13 Will Ohman, L	1.0		3	0	0	0	2	0	0	0	0	0	0	11	15	0.00	0.000										
46 Ryan Dempster, R	1.0		4	0	0	0	1	0	0	0	0	0	0	10	19	0.00	0.000										

Batter	1	2	3	4	5	6	7	8	9	AB	R	H	RBI	BB	SO	LOB	BOTTOM										
Juan Pierre, L OBP: 0.272, SLG: 0.305	K		G1-3					G4-3		4	1	1	0	1	1	0	Cincinnati Reds @ Chicago Cubs Wrigley Field, Chicago, IL Tue May 30 2006, 7:05 PM CDT Att: 39,000 - Cloudy - 80 F										
1 Tony Womack, L OBP: 0.421, SLG: 0.441	G6-3			G4-3	G4-3					4	0	1	0	0	0	0											
19 Matt Murton, R OBP: 0.365, SLG: 0.414	G5-3			WP	G5-3					3	1	1	0	0	0	0											
16 Aramis Ramirez, R OBP: 0.313, SLG: 0.466		L9-5		F8				G5-2-3		4	1	2	0	0	0	4											
Todd Walker, L OBP: 0.391, SLG: 0.437										2	2	2	1	2	0	0											
5 Ronny Cedeno, R OBP: 0.314, SLG: 0.378	L9-5									3	1	1	0	1	0	5											
Jacque Jones, L OBP: 0.317, SLG: 0.481			K2-3							4	2	2	4	0	2	2											
24 Henry Blanco, R OBP: 0.163, SLG: 0.070			G1-3							4	0	1	1	0	1	1											
Greg Maddux, R David Aardsma, R Freddie Bynum, L 44 Roberto Novoa, R 13 Will Ohman, L Jerry Hairston, R 46 Ryan Dempster, R										2	0	0	0	0	0	0											
<b>Inning Stats</b>	R: 0 E: 0 K: 1 S: 9	H: 0 LOB: 0 BB: 0 P: 11	R: 0 E: 0 K: 1 S: 6	H: 2 LOB: 1 BB: 0 P: 12	R: 0 E: 0 K: 0 S: 9	H: 0 LOB: 0 BB: 0 P: 11	R: 4 E: 0 K: 0 S: 16	H: 3 LOB: 1 BB: 2 P: 26	R: 1 E: 0 K: 0 S: 9	H: 1 LOB: 0 BB: 0 P: 14	R: 2 E: 1 K: 3 S: 16	H: 3 LOB: 1 BB: 0 P: 24	R: 0 E: 0 K: 0 S: 10	H: 1 LOB: 3 BB: 2 P: 25	R: 0 E: 0 K: 0 S: 8	H: 1 LOB: 0 BB: 0 P: 13		1B: 6 2B: 5 3B: 0 HR: 1	SF: 0 SAC: 0 DP: 2 HBP: 1	WP: 1 PB: 1 SB: 1 CS: 0	PA: 37						
<b>PITCHER</b>	IP	WLS	BF	H	R	ER	SO	BB	IBB	HBP	BLK	WP	HR	S	P	ERA	WHIP										
Brandon Claussen, L	5.0	L	21	6	5	4	2	2	0	0	0	0	0	16	24	9.00	3.000										
Rick White, R	1.0		6	3	2	1	3	0	0	0	0	0	0	2	8	*	*										
37 Brian Shacketford, L	0.0		2	1	0	0	0	1	0	0	0	0	0	2	8	*	*										
Justin Germano, R	1.0		4	0	0	0	0	0	1	1	0	0	0	8	17	0.00	0.000										
Kent Mercker, L	1.0		4	1	1	1	0	0	0	0	0	0	1	8	13	9.00	1.000										

AB	35
R	3
H	7
RBI	3
BB	1
SO	5
LOB	9





Batter	1	2	3	4	5	6	7	8	9	AB	R	H	RBI	BB	SO	LOB	TOP						
6 Ryan Freel, R OBP: 0.371, SLG: 0.347			L1		G4-3					5	1	2	0	0	1	1							
Felipe Lopez, S OBP: 0.364, SLG: 0.395					L6					5	0	0	0	0	3	2							
Ken Griffey Jr., L OBP: 0.300, SLG: 0.491										5	1	2	2	0	1	1							
Adam Dunn, L OBP: 0.379, SLG: 0.571					P5					4	0	1	0	1	1	1							
4 Brandon Phillips, R OBP: 0.350, SLG: 0.450										0	0	0	0	0	0	0							
Austin Kearns, R OBP: 0.359, SLG: 0.508					G6-3					3	1	0	0	2	1	4							
Scott Hatteberg, L OBP: 0.395, SLG: 0.425					12 1B BB					3	0	1	0	1	0	5							
12 Edwin Encarnación, R OBP: 0.364, SLG: 0.468										3	0	1	0	0	0	0							
Jason LaRue, R OBP: 0.292, SLG: 0.329										4	0	0	1	0	1	4							
22 Eric Milton, L OBP: 0.231, SLG: 0.462										4	0	1	0	0	1	2							
56 Todd Coffey, R OBP: 0.350, SLG: 0.450										0	0	0	0	0	0	0							
<b>Inning Stats</b>	R: 0 E: 1 K: 2 S: 13	H: 1 LOB: 3 BB: 1 P: 19	R: 0 E: 0 K: 0 S: 6	H: 0 LOB: 0 BB: 0 P: 10	R: 0 E: 0 K: 2 S: 7	H: 0 LOB: 0 BB: 0 P: 11	R: 0 E: 0 K: 1 S: 11	H: 1 LOB: 2 BB: 1 P: 24	R: 0 E: 0 K: 0 S: 4	H: 0 LOB: 0 BB: 0 P: 8	R: 2 E: 0 K: 1 S: 16	H: 2 LOB: 2 BB: 1 P: 29	R: 1 E: 0 K: 2 S: 18	H: 2 LOB: 2 BB: 1 P: 30	R: 0 E: 0 K: 1 S: 14	H: 1 LOB: 1 BB: 0 P: 20	R: 0 E: 0 K: 0 S: 8	H: 1 LOB: 1 BB: 0 P: 12	1B: 5 2B: 1 3B: 1 HR: 1	SF: 0 SAC: 0 DP: 0 HBP: 1	WP: 1 PB: 0 SB: 0 CS: 0	PA: 41	
<b>PITCHER</b>	IP: 6.0 WLS: L BF: 27 ERA: 3.42	H: 4 R: 2 ER: 2 SO: 6	BB: 3 IBB: 0 HBP: 1 BLK: 0	WP: 0 HR: 1 S: 57 P: 101	ERA: 3.00 WHIP: 1.167	IP: 0.1 WLS: 1 BF: 1 ERA: 8.22	H: 0 R: 0 ER: 0 SO: 0	BB: 0 IBB: 0 HBP: 0 BLK: 0	WP: 0 HR: 0 S: 6 P: 12	ERA: 0.00 WHIP: 3.000	IP: 7.1 WLS: 2 BF: 30 ERA: 2.0	H: 2 R: 1 ER: 1 SO: 2	BB: 0 IBB: 0 HBP: 0 BLK: 0	WP: 0 HR: 0 S: 18 P: 20	ERA: 0.00 WHIP: 1.000	IP: 9.1 WLS: 3 BF: 37 ERA: 5.16	H: 5 R: 1 ER: 3 SO: 6	BB: 0 IBB: 0 HBP: 0 BLK: 0	WP: 0 HR: 0 S: 3 P: 6	ERA: 0.00 WHIP: 0.000			
38 Carlos Zambrano, R ERA: 3.42	47 Scott Eyre, L ERA: 2.0	44 Roberto Novoa, R ERA: 5.09	Bob Howry, R ERA: 2.1	13 Will Ohman, L ERA: 5.16	David Aardsma, R ERA: 8.22																		

Cincinnati Reds @ Chicago Cubs  
Wrigley Field, Chicago, IL  
Wed May 31 2006, 7:05 PM CDT  
Att: 39,810 - Clear - 65 F

AB	36
R	3
H	8
RBI	3
BB	4
SO	9
LOB	20



Batter	1	2	3	4	5	6	7	8	9	AB	R	H	RBI	BB	SO	LOB	BOTTOM			
Juan Pierre, L OBP: 0.276, SLG: 0.309										4	0	2	0	0	0	1				
Neftali Perez, S OBP: 0.228, SLG: 0.268										4	0	1	0	0	0	2				
Michael Barrett, R OBP: 0.335, SLG: 0.486										4	0	0	0	0	1	3				
16 Aramis Ramirez, R OBP: 0.307, SLG: 0.456										4	0	0	0	0	0	1				
Todd Walker, L OBP: 0.383, SLG: 0.427										4	0	0	0	0	0	0				
19 Matt Murton, R OBP: 0.383, SLG: 0.416										4	1	1	0	0	0	0				
Jacque Jones, L OBP: 0.317, SLG: 0.497										3	1	1	2	0	0	0				
5 Ronny Cedeno, R OBP: 0.314, SLG: 0.377										3	0	1	0	0	0	0				
38 Carlos Zambrano, S OBP: 0.045, SLG: 0.045	1 Tony Womack, L OBP: 0.170, SLG: 0.429	47 Scott Eyre, L ERA: 2.0	44 Roberto Novoa, R ERA: 5.09	Bob Howry, L ERA: 2.1	Freddie Bynum, L OBP: 0.345, SLG: 0.428	13 Will Ohman, L ERA: 5.16	David Aardsma, R ERA: 8.22			1	0	0	0	0	0	0				
<b>Inning Stats</b>	R: 0 E: 0 K: 0 S: 9	H: 1 LOB: 1 BB: 0 P: 13	R: 0 E: 0 K: 0 S: 9	H: 0 LOB: 0 BB: 0 P: 16	R: 0 E: 0 K: 0 S: 6	H: 0 LOB: 0 BB: 0 P: 8	R: 0 E: 0 K: 0 S: 5	H: 0 LOB: 0 BB: 0 P: 8	R: 0 E: 0 K: 1 S: 12	H: 1 LOB: 1 BB: 0 P: 14	R: 0 E: 0 K: 0 S: 5	H: 0 LOB: 0 BB: 0 P: 6	R: 2 E: 0 K: 1 S: 16	H: 4 LOB: 2 BB: 0 P: 21	R: 0 E: 0 K: 0 S: 6	H: 0 LOB: 0 BB: 0 P: 7	1B: 4 2B: 1 3B: 0 HR: 1	SF: 0 SAC: 0 DP: 0 HBP: 0	WP: 0 PB: 0 SB: 0 CS: 0	PA: 33
<b>PITCHER</b>	IP: 7.2 WLS: W BF: 29 ERA: 4.89	H: 6 R: 2 ER: 2 SO: 1	BB: 0 IBB: 0 HBP: 0 BLK: 0	WP: 0 HR: 1 S: 64 P: 92	ERA: 2.35 WHIP: 0.783	IP: 1.1 WLS: S BF: 4 ERA: 1.2	H: 0 R: 0 ER: 0 SO: 1	BB: 0 IBB: 0 HBP: 0 BLK: 0	WP: 0 HR: 0 S: 11 P: 12	ERA: 0.00 WHIP: 0.000										

Cincinnati Reds @ Chicago Cubs  
Wrigley Field, Chicago, IL  
Wed May 31 2006, 7:05 PM CDT  
Att: 39,810 - Clear - 65 F

AB	33
R	2
H	6
RBI	2
BB	0
SO	2
LOB	8






Batter	1	2	3	4	5	6	7	8	9	10	11	12	13	14	AB	R	H	RBI	BB	SO	LOB	TOP	
Juan Pierre, L OBP: 0.281, SLG: 0.317	G5-3		FC1		1B		1B		G4-3	CS	G4-3			SH1-3 G3	7	1	3	1	0	0	2		
1 Tony Womack, L OBP: 0.419, SLG: 0.421															3	0	1	0	1	0	3		
Phi Nevin, R OBP: 0.310, SLG: 0.415															0	0	0	0	1	0	0		
Nefli Perez, S OBP: 0.225, SLG: 0.285															1	1	0	0	0	0	0		
Michael Barrett, R OBP: 0.351, SLG: 0.497															5	0	3	0	2	1	2		
Todd Walker, L OBP: 0.369, SLG: 0.410	G3-1														7	0	0	1	0	0	5		
16 Aramis Ramirez, R OBP: 0.311, SLG: 0.449															5	0	1	0	2	1	3		
Jacque Jones, L OBP: 0.328, SLG: 0.519															5	1	3	1	0	1	3		
David Aardsma, R															0	0	0	0	0	0	0		
47 Scott Eyre, L															1	0	0	0	0	0	0		
46 Ryan Dempster, R															1	0	0	0	0	1	2		
19 Matt Murton, R OBP: 0.357, SLG: 0.409															3	0	0	0	0	1	2		
John Mabry, L OBP: 0.276, SLG: 0.234															2	0	1	0	1	0	0		
5 Ronny Cedeno, R OBP: 0.320, SLG: 0.381															6	1	3	0	0	0	4		
45 Sean Marshall, L OBP: 0.310, SLG: 0.376															3	0	0	0	0	2	3		
Bob Howry, L OBP: 0.280, SLG: 0.310															0	0	0	0	0	0	0		
Scott Williamson, R															0	0	0	0	0	0	0		
13 Will Ohman, L OBP: 0.270, SLG: 0.290															0	0	0	0	0	0	0		
44 Roberto Novoa, R OBP: 0.280, SLG: 0.320															0	0	0	0	0	0	0		
Freddie Bynum, L OBP: 0.250, SLG: 0.250															3	1	1	0	0	0	1		
<b>Inning Stats</b>	R: 0 E: 0 K: 0 S: 13	H: 2 LOB: 1 BB: 0 P: 19	R: 0 E: 0 K: 0 S: 5	H: 0 LOB: 0 BB: 1 P: 13	R: 0 E: 1 K: 1 S: 11	H: 1 LOB: 1 BB: 0 P: 17	R: 0 E: 0 K: 0 S: 8	H: 1 LOB: 0 BB: 0 P: 13	R: 2 E: 0 K: 1 S: 10	H: 3 LOB: 1 BB: 0 P: 19	R: 0 E: 0 K: 0 S: 9	H: 2 LOB: 2 BB: 0 P: 16	R: 0 E: 0 K: 0 S: 9	H: 0 LOB: 0 BB: 0 P: 12	R: 0 E: 0 K: 1 S: 8	H: 0 LOB: 0 BB: 0 P: 11	R: 0 E: 0 K: 1 S: 8	H: 0 LOB: 0 BB: 0 P: 10	R: 1 E: 0 K: 1 S: 10	H: 1 LOB: 2 BB: 2 P: 23	R: 1 E: 0 K: 1 S: 10	H: 1 LOB: 2 BB: 0 P: 23	AB: 52 R: 5 H: 16 RBI: 3 BB: 7 SO: 8 LOB: 30
<b>PITCHER</b>	IP: 6.0 WLS: 2 BF: 25 ERA: 2.93	H: 9 R: 2 ER: 2 SO: 2 BB: 1 IBB: 0 HBP: 0 BLK: 0 WP: 0 HR: 1 S: 56 P: 97 ERA: 3.00 WHIP: 1.667	IP: 7.1 WLS: 0 BF: 34 ERA: 3.04	H: 2 R: 0 ER: 0 SO: 1 BB: 1 IBB: 0 HBP: 0 BLK: 0 WP: 0 HR: 0 S: 50 P: 100 ERA: 2.00 WHIP: 0.000	IP: 7.0 WLS: 1 BF: 34 ERA: 2.00	H: 1 R: 0 ER: 0 SO: 0 BB: 0 IBB: 0 HBP: 0 BLK: 0 WP: 0 HR: 2 S: 44 P: 100 ERA: 4.50 WHIP: 0.000	IP: 8.1 WLS: 0 BF: 41 ERA: 3.52	H: 4 R: 2 ER: 0 SO: 0 BB: 1 IBB: 0 HBP: 0 BLK: 0 WP: 0 HR: 6 S: 13 P: 100 ERA: 4.50 WHIP: 0.000	IP: 11.1 WLS: 1 BF: 44 ERA: 2.79	H: 1 R: 0 ER: 0 SO: 1 BB: 0 IBB: 0 HBP: 0 BLK: 0 WP: 0 HR: 1 S: 4 P: 4 ERA: 2.25 WHIP: 0.250	IP: 10.0 WLS: 0 BF: 34 ERA: 3.00	H: 0 R: 0 ER: 0 SO: 10 BB: 0 IBB: 0 HBP: 0 BLK: 0 WP: 0 HR: 0 S: 20 P: 20 ERA: 0.00 WHIP: 3.000	IP: 10.0 WLS: 0 BF: 34 ERA: 3.00	H: 0 R: 0 ER: 0 SO: 9 BB: 0 IBB: 0 HBP: 0 BLK: 0 WP: 0 HR: 16 S: 16 P: 16 ERA: 0.00 WHIP: 1.000	IP: 11.1 WLS: 1 BF: 40 ERA: 2.79	H: 1 R: 0 ER: 0 SO: 4 BB: 2 IBB: 0 HBP: 0 BLK: 0 WP: 0 HR: 34 S: 56 P: 56 ERA: 2.25 WHIP: 0.250							

Chicago Cubs @ St. Louis Cardinals  
Busch Stadium, St. Louis, MO  
Fri Jun 02 2006, 7:10 PM CDT  
Att: 45,799 - Partly Cloudy - 82 F

AB	52
R	5
H	16
RBI	3
BB	7
SO	8
LOB	30



Batter	1	2	3	4	5	6	7	8	9	10	11	12	13	14	AB	R	H	RBI	BB	SO	LOB	BOTTOM
22 David Eckstein, R OBP: 0.398, SLG: 0.389															7	0	2	0	0	1	8	
7 Hector Luna, R OBP: 0.373, SLG: 0.485															7	1	2	0	0	0	2	
5 Albert Pujols, R OBP: 0.444, SLG: 0.755															6	1	1	0	1	3	2	
27 Scottolen, R OBP: 0.408, SLG: 0.548															6	0	3	2	1	0	1	
43 Juan Encarnacion, R OBP: 0.289, SLG: 0.416															7	0	1	0	0	1	7	
So Taguchi, R OBP: 0.336, SLG: 0.374															7	1	3	1	0	1	2	
4 Yadier Molina, R OBP: 0.248, SLG: 0.242															7	0	4	0	0	0	4	
Aaron Miles, S OBP: 0.378, SLG: 0.356															5	0	2	1	1	1	2	
Bobby Brown, L OBP: 0.280, SLG: 0.310															2	0	0	0	0	0	1	
40 Adam Wainwright, R OBP: 0.300, SLG: 0.300															0	0	0	0	0	0	0	
New Johnson, S OBP: 0.280, SLG: 0.310															0	0	0	0	0	0	0	
44 Scott Johnson, R OBP: 0.280, SLG: 0.310															0	0	0	0	0	0	0	
44 David Thomas, R OBP: 0.280, SLG: 0.310															0	0	0	0	0	0	0	
44 David Thomas, R OBP: 0.280, SLG: 0.310															0	0	0	0	0	0	0	
44 David Thomas, R OBP: 0.280, SLG: 0.310															0	0	0	0	0	0	0	
44 David Thomas, R OBP: 0.280, SLG: 0.310															0	0	0	0	0	0	0	
44 David Thomas, R OBP: 0.280, SLG: 0.310															0	0	0	0	0	0	0	
44 David Thomas, R OBP: 0.280, SLG: 0.310															0	0	0	0	0	0	0	
44 David Thomas, R OBP: 0.280, SLG: 0.310															0	0	0	0	0	0	0	
44 David Thomas, R OBP: 0.280, SLG: 0.310															0	0	0	0	0	0	0	
44 David Thomas, R OBP: 0.280, SLG: 0.310															0	0	0	0	0	0	0	
44 David Thomas, R OBP: 0.280, SLG: 0.310															0	0	0	0	0	0	0	
44 David Thomas, R OBP: 0.280, SLG: 0.310															0	0	0	0	0	0	0	
44 David Thomas, R OBP: 0.280, SLG: 0.310															0	0	0	0	0	0	0	
44 David Thomas, R OBP: 0.280, SLG: 0.310															0	0	0	0	0	0	0	
44 David Thomas, R OBP: 0.280, SLG: 0.310															0	0	0	0	0	0	0	
44 David Thomas, R OBP: 0.280, SLG: 0.310															0	0	0	0	0	0	0	
44 David Thomas, R OBP: 0.280, SLG: 0.310															0	0	0	0	0	0	0	
44 David Thomas, R OBP: 0.280, SLG: 0.310															0	0	0	0	0	0	0	
44 David Thomas, R OBP: 0.280, SLG: 0.310															0	0	0	0	0	0	0	
44 David Thomas, R OBP: 0.280, SLG: 0.310															0	0	0	0	0	0	0	
44 David Thomas, R OBP: 0.280, SLG: 0.310															0	0	0	0	0	0	0	
44 David Thomas, R OBP: 0.280, SLG: 0.310															0	0	0	0	0	0	0	
44 David Thomas, R OBP: 0.280, SLG: 0.310															0	0	0	0	0	0	0	
44 David Thomas, R OBP: 0.280, SLG: 0.310															0	0	0	0	0	0	0	
44 David Thomas, R OBP: 0.280, SLG: 0.310															0	0	0	0	0	0	0	
44 David Thomas, R OBP: 0.280, SLG: 0.310															0	0	0	0	0	0	0	
44 David Thomas, R OBP: 0.280, SLG: 0.310															0	0	0	0	0	0	0	
44 David Thomas, R OBP: 0.280, SLG: 0.310															0	0	0	0	0	0	0	
44 David Thomas, R OBP: 0.280, SLG: 0.310															0	0	0	0	0	0	0	
44 David Thomas, R OBP: 0.280, SLG: 0.310																						



Batter	1	2	3	4	5	6	7	8	9	AB	R	H	RBI	BB	SO	LOB	TOP										
Juan Pierre, L (1.8) OBP: 0.279, SLG: 0.311	G4-3		G1-3	FC3-2		G4-3	HBP			4	0	0	0	0	0	3	<b>Chicago Cubs @ St. Louis Cardinals</b> Busch Stadium, St. Louis, MO Sat Jun 03 2006, 3:05 PM CDT Att: 45,820 - Partly Cloudy - 88 F										
Neftali Feliz, S (1.4) OBP: 0.215, SLG: 0.252	G4-3			E6		G5-3	P4			5	1	0	0	0	5												
Michael Barrett, R (1.2) OBP: 0.364, SLG: 0.503	G5-3			16 HR	HR					4	2	3	0	1	0												
Phil Nevin, R (1.3) OBP: 0.307, SLG: 0.425		G6-3		E5	HR	F7			G5-4-3	5	2	1	2	0	4												
16 Aramis Ramirez, R (1.5) OBP: 0.308, SLG: 0.458	G4-3			HR					P4	5	1	1	4	0	0												
19 Matt Murton, R (1.7) OBP: 0.358, SLG: 0.408	G4-3			HR					P3	5	1	2	0	0	1												
Jacque Jones, L (1.9) OBP: 0.339, SLG: 0.530				E8					G3	4	1	3	0	1	0												
5 Ronny Cedeno, R (1.6) OBP: 0.322, SLG: 0.381				FC1-5	SH5-4				G5-3	5	0	2	1	0	1												
Glendon Rusch, L (1.1) OBP: 0.222, SLG: 0.333				SH1-3	SH5-4					1	0	0	0	0	2												
44 Roberto Novoa, R (6.1) OBP: 0.333, SLG: 0.667				SH1-3	SH5-4					1	0	1	1	0	0												
Scott Williamson, R (9.1) OBP: 0.333, SLG: 0.667				SH1-3	SH5-4					0	0	0	0	0	0												
Bob Howry, L (9.1) OBP: 0.333, SLG: 0.667				SH1-3	SH5-4					0	0	0	0	0	0												
<b>Inning Stats</b>	R: 0 E: 0 K: 0 S: 6	H: 0 LOB: 0 BB: 0 P: 9	R: 0 E: 0 K: 0 S: 5	H: 0 LOB: 0 BB: 0 P: 8	R: 0 E: 0 K: 0 S: 7	H: 1 LOB: 1 BB: 0 P: 8	R: 5 E: 3 K: 0 S: 13	H: 5 LOB: 2 BB: 0 P: 22	R: 2 E: 0 K: 1 S: 15	H: 3 LOB: 2 BB: 1 P: 21	R: 0 E: 0 K: 0 S: 6	H: 1 LOB: 1 BB: 0 P: 10	R: 1 E: 0 K: 0 S: 15	H: 2 LOB: 3 BB: 1 P: 29	R: 0 E: 0 K: 0 S: 5	H: 1 LOB: 0 BB: 0 P: 8	R: 0 E: 0 K: 1 S: 14	H: 0 LOB: 0 BB: 0 P: 18	1B: 9 2B: 2 3B: 0 HR: 2	SF: 0 SAC: 2 DP: 1 HBP: 1	WP: 0 PB: 0 SB: 1 CS: 0	PA: 44					
<b>PITCHER</b>	IP	WLS	BF	H	R	ER	SO	BB	IBB	HBP	BLK	WP	HR	S	P	ERA	WHIP										
30 Mark Mulder, L (1.1) ERA: 4.71	6.2	L	37	12	8	5	1	2	0	1	0	0	2	63	101	6.75	2.100										
48 Brad Thompson, R (7.1) ERA: 2.45	1.1		4	1	0	0	0	0	0	0	0	0	0	9	14	0.00	0.750										
Tyler Johnson, L (9.1) ERA: 3.86	1.0		3	0	0	0	1	0	0	0	0	0	0	14	18	0.00	0.000										

AB	39
R	8
H	13
RBI	8
BB	2
SO	2
LOB	17



Batter	1	2	3	4	5	6	7	8	9	AB	R	H	RBI	BB	SO	LOB	BOTTOM										
22 David Eckstein, R (1.6) OBP: 0.396, SLG: 0.386	L9				G6-4-3			G4-6-3		4	0	1	1	0	0	2	<b>Chicago Cubs @ St. Louis Cardinals</b> Busch Stadium, St. Louis, MO Sat Jun 03 2006, 3:05 PM CDT Att: 45,820 - Partly Cloudy - 88 F										
7 Hector Luna, R (1.7) OBP: 0.360, SLG: 0.467	K		G4-3			P4		G5-3		4	0	0	0	0	1												
5 Albert Pujols, R (1.3) OBP: 0.442, SLG: 0.751										1	0	0	0	0	1												
53 John Rodriguez, L (3.7) OBP: 0.385, SLG: 0.413	K					F7			K	3	0	0	0	0	2												
27 Scott Rolen, R (1.5) OBP: 0.404, SLG: 0.540		F9								4	1	1	0	0	1												
43 Juan Encarnacion, R (1.9) OBP: 0.274, SLG: 0.423										4	0	2	0	0	1												
So Taguchi, R (1.8) OBP: 0.341, SLG: 0.368		G6-4-3								2	2	0	0	2	1												
4 Yadier Molina, R (1.2) OBP: 0.255, SLG: 0.255										4	1	2	3	0	1												
Aaron Miles, S (1.4) OBP: 0.375, SLG: 0.348										3	1	0	0	1	0												
30 Mark Mulder, L (1.1) OBP: 0.385, SLG: 0.522										1	0	1	1	0	0												
48 Brad Thompson, R (7.1) OBP: 0.500, SLG: 0.500										0	0	0	0	0	0												
Timo Perez, L (6. PH) ERA: 4.22										0	0	0	0	1	0												
Tyler Johnson, S (9.1) ERA: 2.36										0	0	0	0	0	0												
<b>Inning Stats</b>	R: 0 E: 0 K: 2 S: 10	H: 0 LOB: 0 BB: 0 P: 17	R: 0 E: 0 K: 0 S: 8	H: 1 LOB: 0 BB: 0 P: 12	R: 1 E: 0 K: 1 S: 10	H: 1 LOB: 1 BB: 1 P: 19	R: 0 E: 0 K: 2 S: 13	H: 0 LOB: 0 BB: 0 P: 17	R: 2 E: 0 K: 0 S: 18	H: 2 LOB: 0 BB: 1 P: 25	R: 0 E: 0 K: 0 S: 7	H: 0 LOB: 0 BB: 0 P: 12	R: 0 E: 0 K: 1 S: 7	H: 1 LOB: 1 BB: 0 P: 11	R: 0 E: 0 K: 0 S: 5	H: 0 LOB: 0 BB: 1 P: 10	R: 2 E: 0 K: 2 S: 14	H: 2 LOB: 1 BB: 1 P: 25	1B: 5 2B: 2 3B: 0 HR: 0	SF: 0 SAC: 1 DP: 3 HBP: 0	WP: 2 PB: 0 SB: 0 CS: 0	PA: 35					
<b>PITCHER</b>	IP	WLS	BF	H	R	ER	SO	BB	IBB	HBP	BLK	WP	HR	S	P	ERA	WHIP										
Glendon Rusch, L (1.1) ERA: 6.88	5.0	W	19	4	3	3	5	2	0	0	0	0	0	59	90	5.40	1.200										
44 Roberto Novoa, R (6.1) ERA: 4.44	3.0		10	1	0	0	1	1	0	0	0	0	0	19	33	0.00	0.667										
Scott Williamson, R (9.1) ERA: 4.22	0.2		5	2	2	2	2	1	0	0	0	2	0	10	20	27.00	4.500										
Bob Howry, R (9.1) ERA: 2.36	0.1	S	1	0	0	0	0	0	0	0	0	0	0	4	5	0.00	0.000										

AB	30
R	5
H	7
RBI	5
BB	4
SO	8
LOB	10









Batter	1	2	3	4	5	6	7	8	9	AB	R	H	RBI	BB	SO	LOB	TOP																			
Juan Pierre, L (1, 8) OBP: 0.288, SLG: 0.314	G6-3	1B		BB		L1		1B		4	0	2	0	1	0	0	<b>Chicago Cubs @ Houston Astros</b> Minute Maid Park, Houston, TX Mon Jun 05 2006, 7:05 PM CDT Att: 32,814 - Roof Closed - 72 F																			
1 Tony Womack, L (1, 4) OBP: 0.385, SLG: 0.370	G5-3	P5		F7		G6-3		G6-3		5	0	0	0	0	0	3																				
Michael Barrett, R (1, 2) OBP: 0.366, SLG: 0.512	G4-3		HR	F8		G6-3			K	5	1	1	1	0	1	1																				
Todd Walker, L (1, 3) John Mabry, L (9, PH) OBP: 0.382, SLG: 0.419 OBP: 0.270, SLG: 0.227		16 WP 2B	G3-1		16 G4-3 1B		F7		G3	4	2	2	0	0	0	0		0																		
16 Aramis Ramirez, R (1, 5) Phil Nevin, R (9, PH) OBP: 0.349, SLG: 0.462 OBP: 0.304, SLG: 0.421	1B FC6-2 2B	F7		G4-3		G4-3	1B		K	4	0	2	1	0	0	1		1																		
Jacque Jones, L (1, 9) 19 Matt Murton, R (9, 7) OBP: 0.349, SLG: 0.557 OBP: 0.349, SLG: 0.397	K	HR		1B		F9				4	1	2	2	0	1	2																				
Freddie Bynum, L (1, 7) OBP: 0.250, SLG: 0.407	FC6-2 3B HR	F8		K		K				4	1	1	0	0	2	2																				
5 Ronny Cedeno, R (1, 6) OBP: 0.332, SLG: 0.401	FC6-2 3B HR			3B SF8				G5-3		4	2	2	0	0	0	2																				
38 Carlos Zambrano, S (1, 1) 13 Will Ohman, L (9, 1) OBP: 0.077, SLG: 0.200 OBP: 1.000, SLG: 1.000	HR			SF8		G4-3		G1-3		3	1	1	4	0	0	2																				
	HR									0	0	0	0	0	0	0																				
<b>Inning Stats</b>	R: 0 E: 0 K: 0 S: 11	H: 0 LOB: 0 BB: 0 P: 13	R: 4 E: 0 K: 1 S: 25	H: 5 LOB: 1 BB: 0 P: 33	R: 2 E: 0 K: 0 S: 9	H: 2 LOB: 0 BB: 0 P: 16	R: 1 E: 0 K: 1 S: 10	H: 3 LOB: 2 BB: 0 P: 20	R: 0 E: 0 K: 0 S: 8	H: 0 LOB: 0 BB: 0 P: 13	R: 0 E: 0 K: 1 S: 9	H: 1 LOB: 1 BB: 0 P: 16	R: 0 E: 0 K: 0 S: 8	H: 1 LOB: 1 BB: 0 P: 12	R: 0 E: 0 K: 2 S: 9	H: 0 LOB: 0 BB: 0 P: 10	1B: 8 2B: 1 3B: 1 HR: 3	SF: 1 SAC: 0 DP: 0 HBP: 0	WP: 1 PB: 0 SB: 3 CS: 0	PA: 41																
<b>PITCHER</b>	IP	WLS	BF	H	R	ER	SO	BB	IBB	HBP	BLK	WP	HR	S	P	ERA	WHIP	<b>PITCHER</b>		IP	WLS	BF	H	R	ER	SO	BB	IBB	HBP	BLK	WP	HR	S	P	ERA	WHIP
Taylor Buchholz, R (1, 1) ERA: 6.25	5.0	L	27	11	8	8	2	1	0	0	0	1	3	70	102	14.40	2.400																			
Dave Borkowski, R (6, 1) ERA: 4.08	4.0		14	2	0	0	3	0	0	0	0	0	0	34	51	0.00	0.500																			

AB	39
R	8
H	13
RBI	8
BB	1
SO	5
LOB	13



Batter	1	2	3	4	5	6	7	8	9	AB	R	H	RBI	BB	SO	LOB	BOTTOM																			
Craig Biggio, R (1, 4) 16 Jason Lane, R (8, 8) OBP: 0.350, SLG: 0.454 OBP: 0.328, SLG: 0.380	P3			G1-3			L5		F7	3	0	0	0	0	0	0	<b>Chicago Cubs @ Houston Astros</b> Minute Maid Park, Houston, TX Mon Jun 05 2006, 7:05 PM CDT Att: 32,814 - Roof Closed - 72 F																			
2 Chris Burke, R (1, 8) OBP: 0.328, SLG: 0.416	K			L7		F8		G5-3	4	0	0	0	0	1	0																					
17 Lance Berkman, S (1, 9) OBP: 0.371, SLG: 0.574	K			P6		K			3	0	0	0	0	2	0																					
Morgan Ensberg, R (1, 5) OBP: 0.392, SLG: 0.585	G5-3			G6-4-3 BB			K		K	2	0	0	0	1	1																					
Mike Lamb, L (1, 3) OBP: 0.390, SLG: 0.495	G3-1			G6-4-3 1-2F			WP 1B BB		2	0	0	0	1	0	1																					
Preston Wilson, R (1, 7) OBP: 0.298, SLG: 0.390	K			G5-3			WP 1B		3	0	1	0	0	1	0																					
Brad Ausmus, R (1, 2) OBP: 0.383, SLG: 0.368				F8		F8		K	3	0	0	0	0	1	2																					
4 Eric Bruntlett, R (1, 6) OBP: 0.370, SLG: 0.391				F9		G5-3		K	3	0	0	0	0	1	2																					
Taylor Buchholz, R (1, 1) Dave Borkowski, R (6, 1) Willy Taveras, R (9, PH) OBP: 0.045, SLG: 0.045 OBP: 0.313, SLG: 0.311				K		G4-3		P3	1	0	0	0	0	1	0																					
										1	0	0	0	0	0																					
										1	0	0	0	0	0																					
<b>Inning Stats</b>	R: 0 E: 0 K: 2 S: 9	H: 0 LOB: 0 BB: 0 P: 14	R: 0 E: 0 K: 1 S: 8	H: 0 LOB: 0 BB: 0 P: 16	R: 0 E: 0 K: 1 S: 10	H: 0 LOB: 0 BB: 0 P: 16	R: 0 E: 0 K: 0 S: 11	H: 0 LOB: 0 BB: 0 P: 15	R: 0 E: 0 K: 0 S: 4	H: 0 LOB: 0 BB: 1 P: 9	R: 0 E: 0 K: 0 S: 6	H: 0 LOB: 0 BB: 0 P: 14	R: 0 E: 0 K: 1 S: 10	H: 0 LOB: 0 BB: 0 P: 15	R: 0 E: 0 K: 3 S: 14	H: 1 LOB: 2 BB: 1 P: 27	R: 0 E: 0 K: 0 S: 6	H: 0 LOB: 0 BB: 0 P: 9	1B: 1 2B: 0 3B: 0 HR: 0	SF: 0 SAC: 0 DP: 1 HBP: 0	WP: 1 PB: 0 SB: 0 CS: 0	PA: 29														
<b>PITCHER</b>	IP	WLS	BF	H	R	ER	SO	BB	IBB	HBP	BLK	WP	HR	S	P	ERA	WHIP	<b>PITCHER</b>		IP	WLS	BF	H	R	ER	SO	BB	IBB	HBP	BLK	WP	HR	S	P	ERA	WHIP
38 Carlos Zambrano, R (1, 1) ERA: 3.09	1.0	W	26	1	0	0	0	2	0	0	0	0	0	6	9	0.00	0.375																			
13 Will Ohman, L (9, 1) ERA: 4.81	1.0		3	0	0	0	0	0	0	0	0	0	0	6	9	0.00	0.000																			

AB	27
R	0
H	1
RBI	0
BB	2
SO	8
LOB	5





Batter	1	2	3	4	5	6	7	8	9	AB	R	H	RBI	BB	SO	LOB	TOP				
Juan Pierre, L (1.8) OBP: 0.287, SLG: 0.310	0-1 G6-3		1-2 G3		4-2 BB			2-2 L8		3	0	0	0	1	0	0					
5 Ronny Cedeno, R (1.6) OBP: 0.326, SLG: 0.393	1-0 F9		2-2 F9		0-1 L4			2-2 G5-3		4	0	0	0	0	0	2					
Todd Walker, L (1.4) OBP: 0.384, SLG: 0.415	4-0 1B		1-1 G6-3		2-2 F7			4-2 BB		2	0	0	0	2	0	0					
Phil Nevin, R (1.3) OBP: 0.303, SLG: 0.417	2-1 FC6-4		0-1 G5-3		2-2 G4-3			0-0 G5-3		4	0	1	0	0	0	1					
16 Aramis Ramirez, R (1.5) OBP: 0.313, SLG: 0.458	1-1 FC6-4		1-2 G1-6-3		1-0 P4			3-2 F9		4	0	1	0	0	0	2					
19 Matt Murton, R (1.7) OBP: 0.352, SLG: 0.399		3-2 G4-3	1-1 G4-3		1-1 G1-6-3			0-1 2B		4	1	2	0	0	0	1					
Jacque Jones, L (1.9) OBP: 0.347, SLG: 0.551		1-1 G4-3	1-3 K		2-2 G5-3			0-3 K		4	0	1	0	0	2	2					
24 Henry Blanco, R (1.2) OBP: 0.192, SLG: 0.111		4-2 FC5-4	2-1 FC5-4		0-1 G5-3			0-0 2B		2	0	1	0	1	0	1					
47 Scott Eyre, L (7.1) OBP: 0.254		1-1 FC5-4	1-0 F8		2-2 G6-3			1-3 K		0	0	0	0	0	0	0					
34 Kerry Wood, R (1.1) OBP: 0.500, SLG: 0.667		1-1 FC5-4	1-1 FC5-4		1-0 F8			1-3 K		1	0	0	0	0	0	1					
13 Will Ohman, L (4.1) OBP: 0.277, SLG: 0.250		1-2 FC5-4	1-1 FC5-4		1-0 F8			1-3 K		0	0	0	0	0	0	1					
49 Carlos Marmol, R (5.1) OBP: 0.277, SLG: 0.250		1-2 FC5-4	1-1 FC5-4		1-0 F8			1-3 K		0	0	0	0	0	0	1					
Michael Barrett, R (7.2) OBP: 0.362, SLG: 0.506		1-2 FC5-4	1-1 FC5-4		1-0 F8			1-3 K		2	0	0	0	0	1	2					
<b>Inning Stats</b>	R: 0 E: 0 K: 0 S: 7	H: 1 LOB: 2 BB: 1 P: 15	R: 0 E: 0 K: 0 S: 11	H: 1 LOB: 1 BB: 1 P: 20	R: 0 E: 0 K: 0 S: 9	H: 0 LOB: 0 BB: 0 P: 13	R: 0 E: 0 K: 0 S: 7	H: 1 LOB: 0 BB: 0 P: 9	R: 0 E: 0 K: 0 S: 11	H: 1 LOB: 2 BB: 1 P: 19	R: 0 E: 0 K: 0 S: 7	H: 0 LOB: 0 BB: 0 P: 12	R: 0 E: 0 K: 0 S: 12	H: 1 LOB: 1 BB: 0 P: 19	R: 0 E: 0 K: 0 S: 13	H: 0 LOB: 1 BB: 0 P: 21	R: 1 E: 0 K: 2 S: 14	H: 2 LOB: 1 BB: 0 P: 18	1B: 5 2B: 2 3B: 0 HR: 0	SF: 0 SAC: 0 DP: 2 HBP: 0	WP: 0 PA: 36 PB: 0 SB: 0 CS: 0
<b>PITCHER</b>	IP WLS BF H R ER SO BB IBB HBP BLK WP HR S P ERA WHIP	7.0 W 27 5 0 0 1 3 0 0 0 0 0 64 107 0.00 1.143	1.0 4 0 0 0 0 1 0 0 0 0 0 13 21 0.00 1.000	1.0 5 2 1 1 2 0 0 0 0 0 0 14 18 9.00 2.000																	

Chicago Cubs @ Houston Astros  
Minute Maid Park, Houston, TX  
Tue Jun 06 2006, 7:05 PM CDT  
Att: 35,903 - Roof Closed - 72 F

AB	32
R	1
H	7
RBI	1
BB	4
SO	3
LOB	13



Batter	1	2	3	4	5	6	7	8	9	AB	R	H	RBI	BB	SO	LOB	BOTTOM			
Craig Biggio, R (1.4) OBP: 0.347, SLG: 0.448	1-0 F7	1-2 G1-3		0-1 P6		3-2 P5		2-2 17 BB		5	0	1	0	0	0	2				
2 Chris Burke, R (1.8) OBP: 0.344, SLG: 0.444	2-2 17 BB	3-1 3B		0-0 G5-3		0-1 17 BB		2-3 K		4	0	2	2	0	1	2				
17 Lance Berkman, S (1.9) OBP: 0.380, SLG: 0.598	0-0 1B	0-0 F9		1-2 HR		1-1 2B		4-1 BB		4	1	3	1	1	0	1				
Morgan Ensberg, R (1.5) OBP: 0.388, SLG: 0.581	0-1 F7		1-2 G6-3	1-2 2B		3-3 K		3-3 K		5	0	1	0	0	2	7				
Mike Lamb, L (1.3) OBP: 0.385, SLG: 0.484	2-0 F7		1-0 2B	0-1 F8		0-0 F8				4	0	1	0	0	0	3				
Preston Wilson, R (1.7) OBP: 0.306, SLG: 0.406		1-0 51 FC1	0-2 2B	1-3 2B		2-3 K		3-2 L6-3		4	1	3	0	0	1	0				
Eric Munson, L (1.2) OBP: 0.328, SLG: 0.357		2-0 F9	0-0 P6	1-1 F9		1-1 F9		2-2 L6-3		4	0	0	0	0	0	4				
4 Eric Bruntlett, R (1.6) OBP: 0.377, SLG: 0.379		4-2 G1-3	4-2 BB	2-3 K		2-3 K		2-0 L3		2	1	0	0	2	1	0				
51 Wandy Rodriguez, S (1.1) OBP: 0.077, SLG: 0.040		0-1 FC1	0-1 G3	1-2 BB		1-2 F8		4-2 17 BB		3	1	0	0	0	0	4				
Chad Qualls, R (8.1)		2-0 FC1	0-0 G3	1-2 BB		1-2 F8		1-2 BB		0	0	0	0	0	0	0				
Orlando Palmeiro, L (8.1) OBP: 0.277, SLG: 0.250		1-2 FC1	0-1 G3	1-2 BB		1-2 F8		1-2 BB		0	0	0	0	1	0	0				
Willy Taveras, R (9.8) OBP: 0.313, SLG: 0.311		1-2 FC1	0-1 G3	1-2 BB		1-2 F8		1-2 BB		0	0	0	0	0	0	0				
<b>Inning Stats</b>	R: 0 E: 0 K: 0 S: 9	H: 1 LOB: 2 BB: 0 P: 14	R: 3 E: 1 K: 0 S: 15	H: 2 LOB: 1 BB: 1 P: 26	R: 0 E: 0 K: 0 S: 13	H: 2 LOB: 3 BB: 1 P: 20	R: 1 E: 0 K: 0 S: 15	H: 2 LOB: 1 BB: 0 P: 17	R: 0 E: 0 K: 2 S: 11	H: 0 LOB: 0 BB: 0 P: 16	R: 0 E: 0 K: 1 S: 17	H: 2 LOB: 2 BB: 0 P: 25	R: 0 E: 0 K: 0 S: 8	H: 1 LOB: 0 BB: 0 P: 13	R: 0 E: 0 K: 2 S: 18	H: 1 LOB: 3 BB: 2 P: 33	1B: 5 2B: 5 3B: 1 HR: 1	SF: 0 SAC: 0 DP: 1 HBP: 1	WP: 0 PA: 40 PB: 0 SB: 0 CS: 0	
<b>PITCHER</b>	IP WLS BF H R ER SO BB IBB HBP BLK WP HR S P ERA WHIP	3.2 L 22 7 4 1 0 2 0 0 0 0 0 2 2 0.00 0.000	0.1 1 0 0 0 0 0 0 0 0 0 0 0 2 2 0.00 0.000	2.0 8 2 0 0 3 0 0 0 0 0 0 0 28 41 0.00 1.000	1.0 3 1 0 0 0 0 0 0 0 0 0 0 8 13 0.00 1.000	1.0 6 1 0 0 2 2 0 0 0 0 0 0 18 33 0.00 3.000														

Chicago Cubs @ Houston Astros  
Minute Maid Park, Houston, TX  
Tue Jun 06 2006, 7:05 PM CDT  
Att: 35,903 - Roof Closed - 72 F

AB	35
R	4
H	11
RBI	3
BB	4
SO	5
LOB	23





Batter	1	2	3	4	5	6	7	8	9	AB	R	H	RBI	BB	SO	LOB	TOP										
Juan Pierre, L (1,8) OBP: 0.287, SLG: 0.306	2-2 G3			2-1 G1-3		0-1 G3		2-2 HBP		3	0	0	0	0	0	0											
1 Tony Womack, L (1,4) OBP: 0.357, SLG: 0.340	0-1 B1-3			0-1 G3		3-2 G5-3		3-1 F8		4	0	0	0	0	0	1											
Michael Barrett, R (1,2) OBP: 0.365, SLG: 0.503	3-2 G1-3			4-1 BB			0-1 1B		0-1 F9	3	0	1	0	1	0	0											
Todd Walker, L (1,3) OBP: 0.377, SLG: 0.406		2-2 F8		0-1 F7			1-1 F9		2-2 G4-3	4	0	0	0	0	0	2											
16 Aramis Ramirez, R (1,5) OBP: 0.307, SLG: 0.449		0-1 G4-3			2-2 G4-3		0-0 F9		0-1 P4	4	0	0	0	0	0	1											
John Mabry, L (1,9) OBP: 0.295, SLG: 0.271		2-0 G6-3			0-0 FC1-4 1B		3-1 1B			3	0	2	0	0	0	0											
19 Matt Murton, R (1,7) OBP: 0.347, SLG: 0.392				2-0 G5-3		0-0 FC1-4 1-2	3-2 L9			3	0	0	0	0	0	3											
5 Ronny Cedeno, R (1,6) OBP: 0.321, SLG: 0.388				1-1 G4-3		0-0 G1-4-3				3	0	0	0	0	1	1											
45 Sean Marshall, L (1,1) OBP: 0.125, SLG: 0.125				0-2 G1-3			1-2 G3-1			2	0	0	0	0	0	0											
Jacque Jones, L (8,PH) OBP: 0.346, SLG: 0.547										1	0	0	0	0	1	0											
47 Scott Eyre, L (8,1) David Aardsma, R (8,1)										0	0	0	0	0	0	0											
										0	0	0	0	0	0	0											
<b>Inning Stats</b>	R: 0 E: 0 K: 0 S: 10	H: 0 LOB: 0 BB: 0 P: 15	R: 0 E: 0 K: 0 S: 6	H: 0 LOB: 0 BB: 0 P: 10	R: 0 E: 0 K: 0 S: 6	H: 0 LOB: 0 BB: 0 P: 9	R: 0 E: 0 K: 0 S: 7	H: 0 LOB: 1 BB: 1 P: 13	R: 0 E: 0 K: 0 S: 8	H: 0 LOB: 0 BB: 0 P: 12	R: 0 E: 0 K: 0 S: 12	H: 2 LOB: 2 BB: 0 P: 19	R: 0 E: 0 K: 2 S: 13	H: 0 LOB: 1 BB: 0 P: 23	R: 0 E: 0 K: 0 S: 7	H: 0 LOB: 0 BB: 0 P: 9	1B: 3 2B: 0 3B: 0 HR: 0	SF: 0 SAC: 0 DP: 0 HBP: 1	WP: 0 PB: 0 SB: 0 CS: 0	PA: 32							
<b>PITCHER</b>	IP	WLS	BF	H	R	ER	SO	BB	IBB	HBP	BLK	WP	HR	S	P	ERA	WHIP										
43 Chris Sampson, R (1,1) ERA: 2.19	7.0	W	25	3	0	0	0	1	0	0	0	0	0	55	86	0.00	0.571										
Dan Wheeler, R (8,1) ERA: 4.91	1.0	H	4	0	0	0	2	0	0	1	0	0	0	13	23	0.00	0.000										
54 Brad Lidge, R (9,1) ERA: 5.02	1.0	S	3	0	0	0	0	0	0	0	0	0	0	7	9	0.00	0.000										

Chicago Cubs @ Houston Astros  
Minute Maid Park, Houston, TX  
Wed Jun 07 2006, 1:05 PM CDT  
Att. 42,492 - Roof Closed - 73 F

AB	30
R	0
H	3
RBI	0
BB	1
SO	2
LOB	8



Batter	1	2	3	4	5	6	7	8	9	AB	R	H	RBI	BB	SO	LOB	BOTTOM										
Craig Biggio, R (1,4) OBP: 0.346, SLG: 0.444	2-1 G4-3					0-0 G6-3 1B		2-2 F8		4	0	1	0	0	1	2											
54 Brad Lidge, R (9,1)										0	0	0	0	0	0	0											
2 Chris Burke, R (1,8) OBP: 0.341, SLG: 0.439	1-1 F8					0-1 G6-3		0-1 L3		1	0	0	0	0	0	0											
Willy Taveras, R (3,PH) OBP: 0.309, SLG: 0.307										3	0	0	0	0	0	3											
17 Lance Berkman, S (1,3) OBP: 0.379, SLG: 0.594	2-1 G6-3					2-0 1B				3	0	1	0	0	0	0											
Morgan Ensberg, R (1,5) OBP: 0.384, SLG: 0.573		2-1 G6-3				1-3 K				3	0	0	0	0	1	2											
Preston Wilson, R (1,7) OBP: 0.306, SLG: 0.405		1-0 G1-3				3-3 K				3	0	1	0	0	1	0											
16 Jason Lane, R (1,9) OBP: 0.333, SLG: 0.377		4-1 CS				4-2 G6-4-3 BB				1	0	0	0	2	0	1											
Brad Ausmus, R (1,2) OBP: 0.382, SLG: 0.386		0-1 CS				1-3 K				3	1	1	1	0	1	2											
28 Adam Everett, R (1,6) OBP: 0.274, SLG: 0.310						1-0 G6-4-3				2	0	1	0	1	0	1											
43 Chris Sampson, R (1,1) Dan Wheeler, R (8,1)										1	0	0	0	0	1	0											
4 Eric Bruntlett, R (8,PH) OBP: 0.377, SLG: 0.379										0	0	0	0	0	0	0											
										0	0	0	0	0	0	0											
<b>Inning Stats</b>	R: 0 E: 0 K: 0 S: 6	H: 0 LOB: 0 BB: 0 P: 11	R: 0 E: 0 K: 0 S: 5	H: 0 LOB: 1 BB: 1 P: 12	R: 1 E: 0 K: 1 S: 8	H: 1 LOB: 1 BB: 1 P: 15	R: 0 E: 0 K: 2 S: 10	H: 0 LOB: 0 BB: 0 P: 16	R: 0 E: 0 K: 1 S: 7	H: 0 LOB: 0 BB: 1 P: 13	R: 0 E: 0 K: 1 S: 8	H: 2 LOB: 2 BB: 0 P: 11	R: 0 E: 0 K: 0 S: 5	H: 1 LOB: 0 BB: 0 P: 8	R: 0 E: 0 K: 0 S: 9	H: 1 LOB: 1 BB: 0 P: 13	1B: 4 2B: 0 3B: 0 HR: 1	SF: 0 SAC: 2 DP: 2 HBP: 0	WP: 0 PB: 0 SB: 0 CS: 1	PA: 30							
<b>PITCHER</b>	IP	WLS	BF	H	R	ER	SO	BB	IBB	HBP	BLK	WP	HR	S	P	ERA	WHIP										
45 Sean Marshall, L (1,1) ERA: 4.43	7.0	L	25	4	1	1	5	3	0	0	0	0	1	49	86	1.29	1.000										
47 Scott Eyre, L (8,1) ERA: 1.79	0.1		2	1	0	0	0	0	0	0	0	0	0	4	6	0.00	3.000										
David Aardsma, R (8,1) ERA: 7.59	0.2		2	0	0	0	0	0	0	0	0	0	0	5	7	0.00	0.000										

Chicago Cubs @ Houston Astros  
Minute Maid Park, Houston, TX  
Wed Jun 07 2006, 1:05 PM CDT  
Att. 42,492 - Roof Closed - 73 F

AB	24
R	1
H	5
RBI	1
BB	3
SO	5
LOB	11





Batter	1	2	3	4	5	6	7	8	9	AB	R	H	RBI	BB	SO	LOB	TOP					
Juan Pierre, L (1.8) OBP: 0.282, SLG: 0.301	1-1 F7		1-1 G4-3			1-0 G4-3		1-1 G6-3		4	0	0	0	0	0	0						
1 Tony Womack, L (1.4) OBP: 0.367, SLG: 0.407	3-2 HR		0-1 F7			2-2 1B			2-2 G4-3	4	1	2	1	0	0	0						
Michael Barrett, R (1.2) OBP: 0.362, SLG: 0.497	0-1 P4			2-1 G6-3		1-2 1B			1-3 K	4	0	1	0	0	1	0						
Todd Walker, L (1.3) OBP: 0.379, SLG: 0.408	0-2 1B			2-2 1B		0-0 F8			0-2 F9	4	0	2	0	0	0	2						
16 Aramis Ramirez, R (1.5) OBP: 0.303, SLG: 0.443	1-3 K			1-2 G4-6-3					1-2 G6-3	3	0	0	0	0	1	2						
Jacque Jones, L (1.9) OBP: 0.340, SLG: 0.538		2-2 G4-3			1-0 G4-3				3-2 G3	3	0	0	0	0	0	0						
19 Matt Murton, R (1.7) OBP: 0.343, SLG: 0.388		2-0 F9			3-2 F9				0-2 F7	2	0	0	0	0	0	0						
13 Will Ohman, L (5.1) OBP: 1.000, SLG: 1.000										0	0	0	0	0	0	0						
Neftali Perez, S (7.7) OBP: 0.211, SLG: 0.248										1	0	0	0	0	0	0						
44 Roberto Novoa, R (7.1) OBP: 0.333, SLG: 0.667										0	0	0	0	0	0	0						
Bob Howry, L (8.1)										0	0	0	0	0	0	0						
5 Ronny Cedeno, R (1.6) OBP: 0.317, SLG: 0.382		2-3 K			3-3 K				0-2 F8	3	0	0	0	0	2	0						
Glendon Rusch, L (1.1) OBP: 0.200, SLG: 0.300										1	0	0	0	0	0	0						
David Aardsma, R (4.1)										0	0	0	0	0	0	0						
Freddie Bynum, L (5.7) OBP: 0.241, SLG: 0.393				0-0 G6-3					1-2 G3	2	0	0	0	0	0	0						
										2	0	0	0	0	0	0						
<b>Inning Stats</b>	R: 1 E: 0 K: 1 S: 18	H: 2 LOB: 1 BB: 0 P: 23	R: 0 E: 0 K: 1 S: 8	H: 0 LOB: 0 BB: 0 P: 14	R: 0 E: 0 K: 0 S: 5	H: 0 LOB: 0 BB: 0 P: 6	R: 0 E: 0 K: 0 S: 10	H: 1 LOB: 0 BB: 0 P: 15	R: 0 E: 0 K: 1 S: 9	H: 0 LOB: 0 BB: 0 P: 16	R: 0 E: 0 K: 0 S: 15	H: 2 LOB: 2 BB: 0 P: 20	R: 0 E: 0 K: 0 S: 13	H: 0 LOB: 0 BB: 0 P: 17	R: 0 E: 0 K: 0 S: 10	H: 0 LOB: 0 BB: 0 P: 12	R: 0 E: 0 K: 1 S: 10	H: 0 LOB: 0 BB: 0 P: 13	1B: 4 2B: 0 3B: 0 HR: 1	SF: 0 SAC: 0 DP: 1 HBP: 0	WP: 0 PB: 0 SB: 0 CS: 0	PA: 31
<b>PITCHER</b>	IP	WLS	BF	H	R	ER	SO	BB	IBB	HBP	BLK	WP	HR	S	P	ERA	WHIP					
61 Bronson Arroyo, R (1.1) ERA: 2.31	7.0	W	25	5	1	1	3	0	0	0	0	0	1	78	111	1.29	0.714					
Kent Mercker, L (8.1) ERA: 6.39	1.0		3	0	0	0	0	0	0	0	0	0	0	10	12	0.00	0.000					
Esteban Yan, R (9.1) ERA: 5.93	1.0		3	0	0	0	1	0	0	0	0	0	0	10	13	0.00	0.000					

Chicago Cubs @ Cincinnati Reds  
Great American Ball Park, Cincinnati, OH  
Thu Jun 08 2006, 7:10 PM EDT  
Att: 26,057 - Cloudy - 75 F

AB	31
R	1
H	5
RBI	1
BB	0
SO	4
LOB	4



Batter	1	2	3	4	5	6	7	8	9	AB	R	H	RBI	BB	SO	LOB	BOTTOM				
6 Ryan Freel, R (1.8) OBP: 0.383, SLG: 0.440	2-3 K		0-0 HR	2-1 1B		3-3 K		0-1 1B		5	1	3	2	0	2	0					
Felipe Lopez, S (1.6) OBP: 0.573, SLG: 0.412	2-1 2B		2-3 K	4-1 1B			1-2 1B	2-3 K		4	1	2	0	1	2	2					
Rich Aurilia, R (1.5) OBP: 0.333, SLG: 0.504	2-1 2B		2-2 G5-3	2-2 F9			1-1 F8	0-0 P3		5	0	1	1	0	0	5					
Adam Dunn, L (1.7) OBP: 0.378, SLG: 0.549	1-1 F8		3-3 K		0-3 K		4-0 1B			3	0	0	0	1	2	1					
Austin Kearns, R (1.9) OBP: 0.361, SLG: 0.518	2-2 F7			0-0 FC3-6	0-2 F7		3-1 G6-4-3			4	0	1	0	0	0	3					
Scott Hatteberg, L (1.3) OBP: 0.402, SLG: 0.434		0-0 L7		2-2 FC3-6	1-0 HBP			4-2 4 1B 26 SF8 BB		2	2	0	0	1	0	1					
4 Brandon Phillips, R (1.4) OBP: 0.354, SLG: 0.475		0-2 F9		1-0 HR	0-3 K			2-2 26 SF8 6 S 1B		4	2	2	2	0	1	1					
26 David Ross, R (1.2) OBP: 0.421, SLG: 0.719		4-2 BB		2-1 HR		3-1 L7		2-2 SF8		2	1	1	2	1	0	0					
61 Bronson Arroyo, R (1.1) OBP: 0.189, SLG: 0.343				3-3 K		1-3 K		3-1 3-H 4-2 BB		3	0	0	0	0	3	1					
Kent Mercker, L (8.1) ERA: 7.39										0	0	0	0	0	0	0					
Javier Valentin, S (6.7) OBP: 0.295, SLG: 0.329										0	0	0	0	1	0	0					
Esteban Yan, R (9.1) ERA: 2.22										0	0	0	0	0	0	0					
<b>Inning Stats</b>	R: 1 E: 0 K: 1 S: 13	H: 2 LOB: 1 BB: 0 P: 22	R: 0 E: 0 K: 1 S: 10	H: 0 LOB: 1 BB: 1 P: 15	R: 1 E: 0 K: 2 S: 11	H: 1 LOB: 0 BB: 0 P: 18	R: 3 E: 0 K: 1 S: 17	H: 4 LOB: 2 BB: 1 P: 33	R: 0 E: 0 K: 2 S: 9	H: 0 LOB: 1 BB: 0 P: 10	R: 0 E: 0 K: 2 S: 9	H: 0 LOB: 0 BB: 0 P: 16	R: 0 E: 0 K: 0 S: 7	H: 1 LOB: 1 BB: 1 P: 16	R: 2 E: 0 K: 1 S: 20	H: 2 LOB: 2 BB: 2 P: 34	1B: 6 2B: 1 3B: 0 HR: 3	SF: 1 SAC: 0 DP: 1 HBP: 1	WP: 0 PB: 0 SB: 3 CS: 0	PA: 39	
<b>PITCHER</b>	IP	WLS	BF	H	R	ER	SO	BB	IBB	HBP	BLK	WP	HR	S	P	ERA	WHIP				
Glendon Rusch, L (1.1) ERA: 7.29	3.2	L	19	7	5	5	5	1	0	0	0	0	0	47	78	12.27	2.182				
David Aardsma, R (4.1) ERA: 7.39	0.1		2	0	0	0	0	1	0	0	0	0	0	4	10	0.00	3.000				
13 Will Ohman, L (5.1) ERA: 4.39	2.0		7	0	0	0	4	0	0	1	0	0	0	18	26	0.00	0.000				
44 Roberto Novoa, R (7.1) ERA: 4.88	1.1		8	2	2	2	0	2	1	0	0	0	0	20	41	13.50	3.000				
Bob Howry, R (8.1) ERA: 2.22	0.2		3	1	0	0	1	0	0	0	0	0	0	7	9	0.00	1.500				

Chicago Cubs @ Cincinnati Reds  
Great American Ball Park, Cincinnati, OH  
Thu Jun 08 2006, 7:10 PM EDT  
Att: 26,057 - Cloudy - 75 F

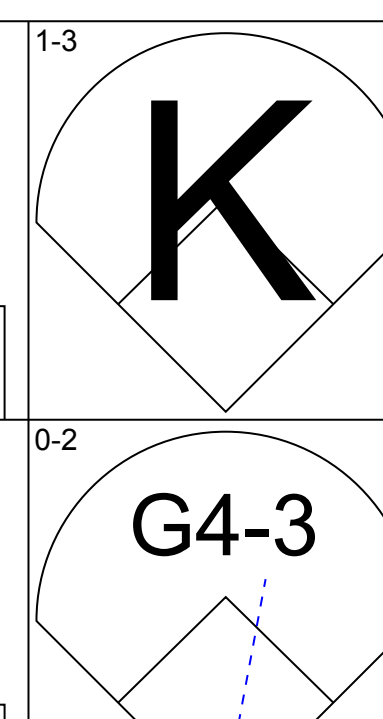
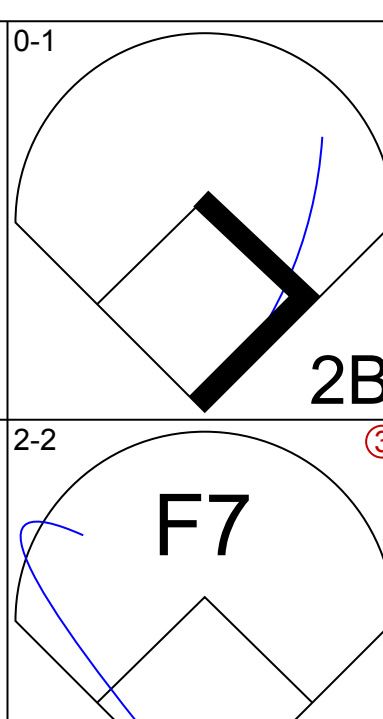
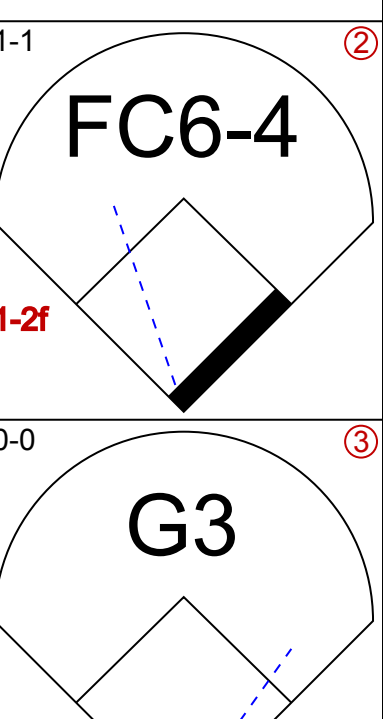
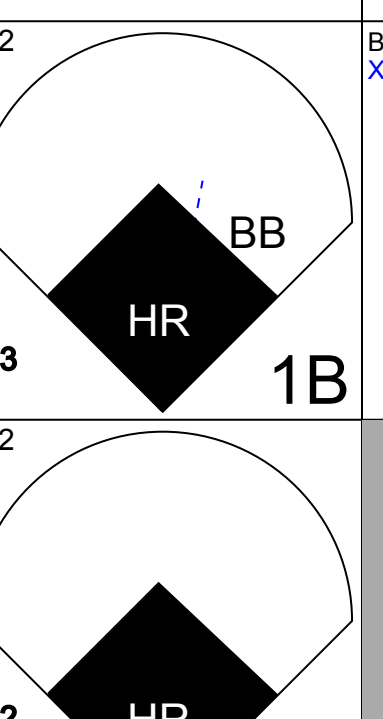
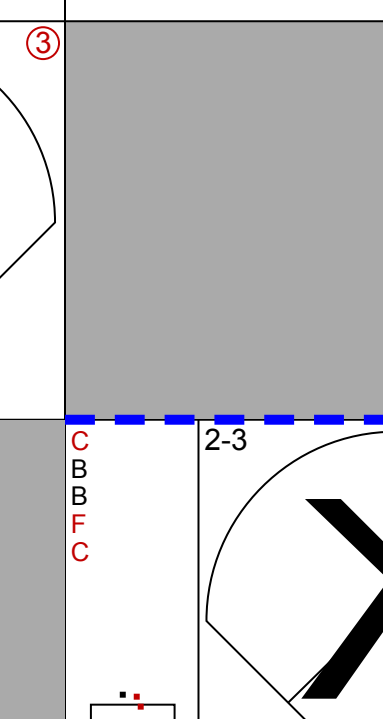
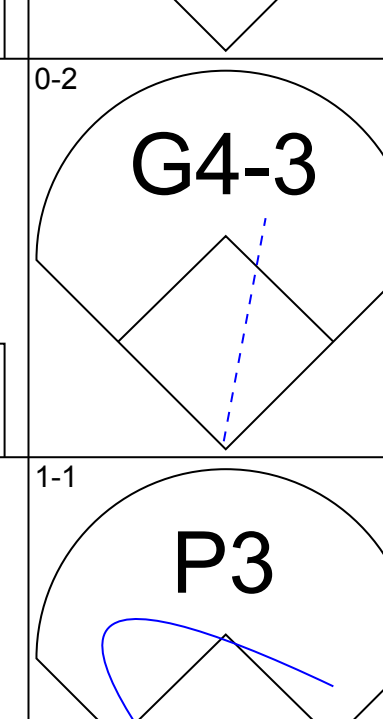
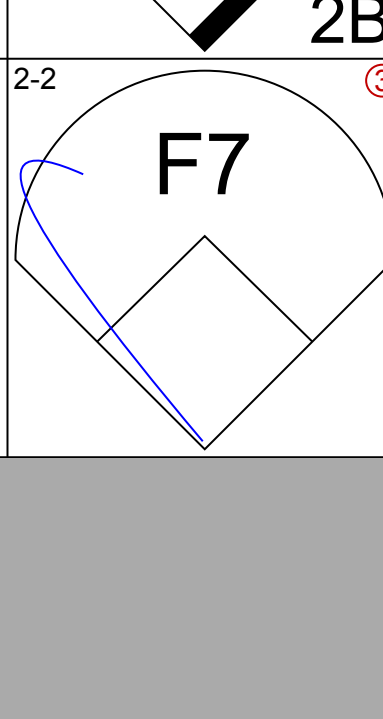
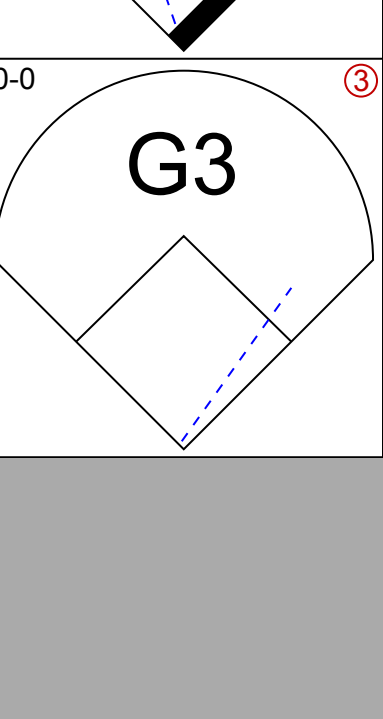
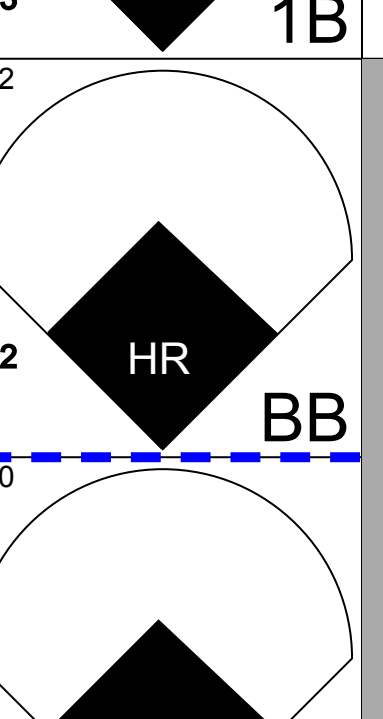
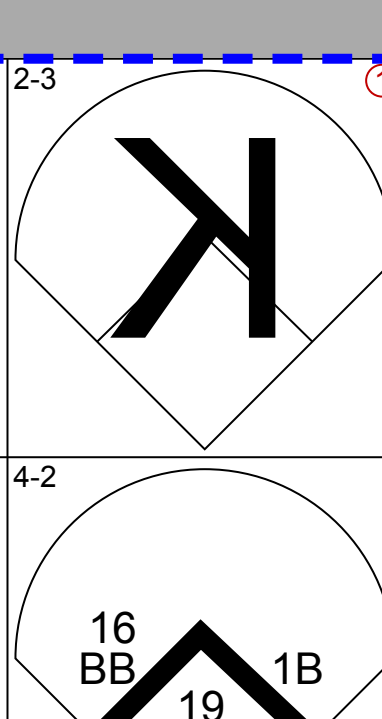
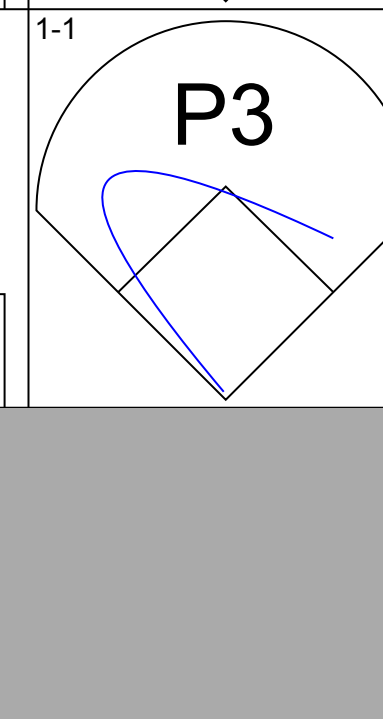
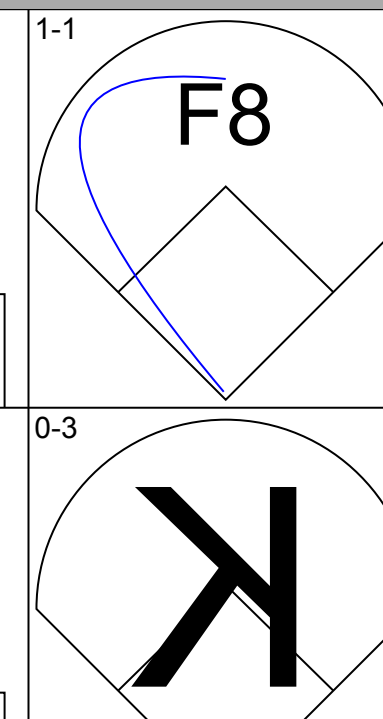
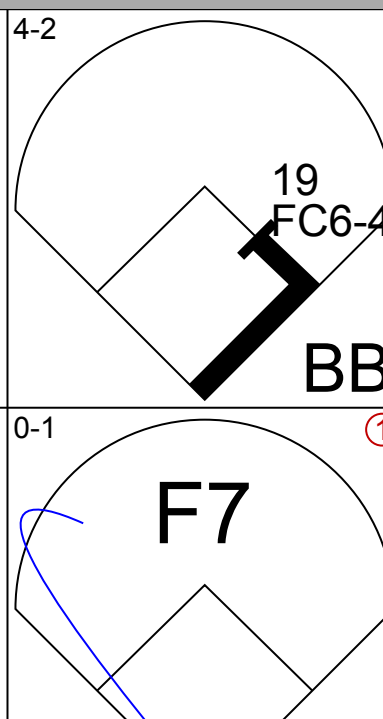

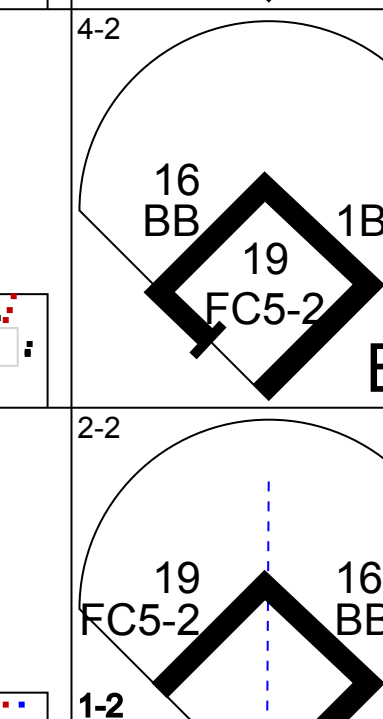
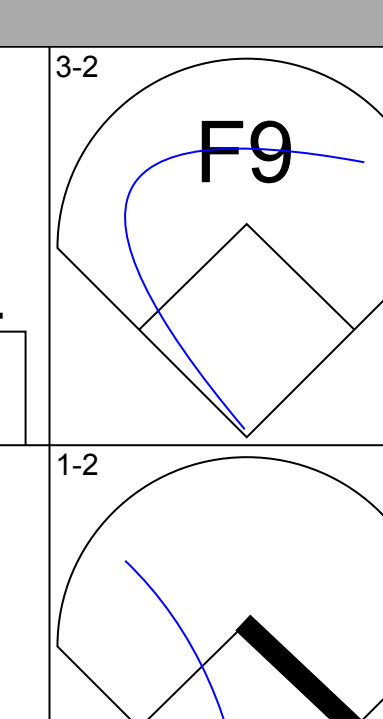
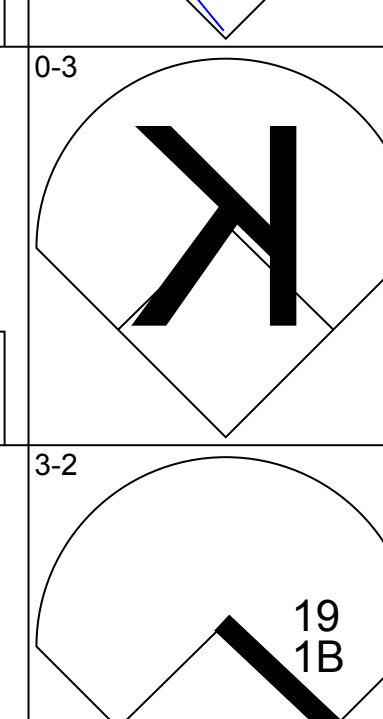
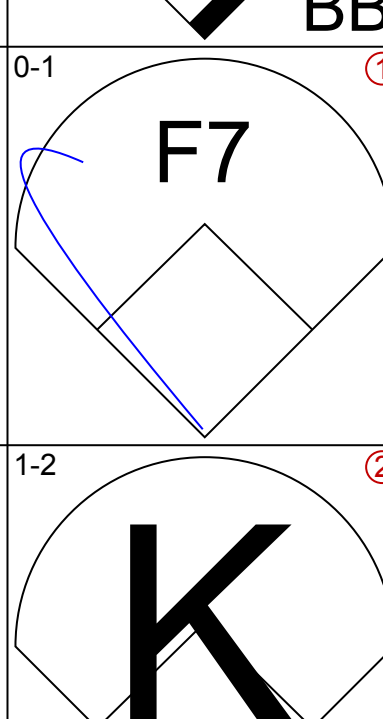

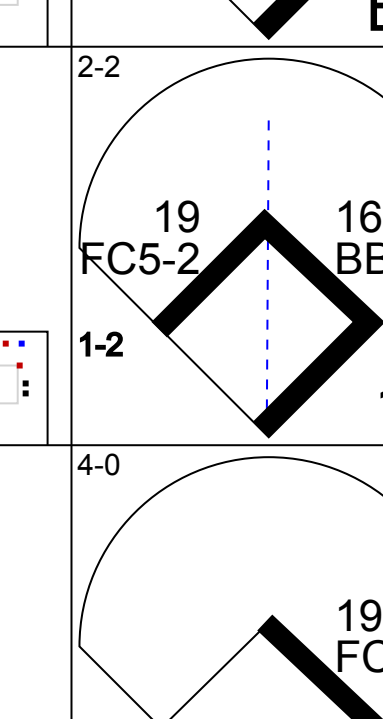
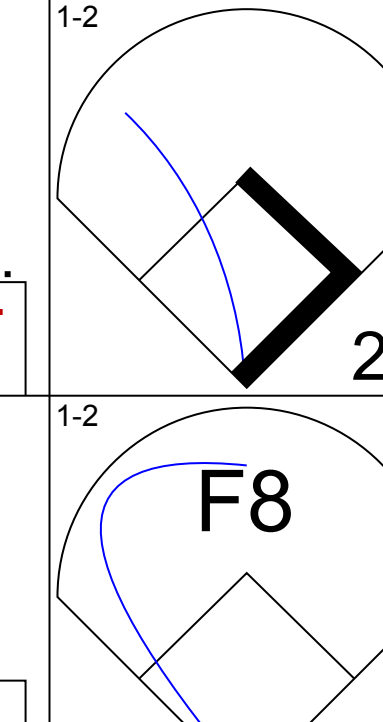
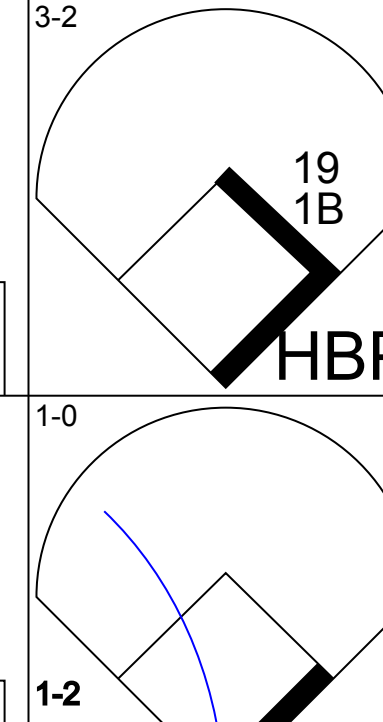
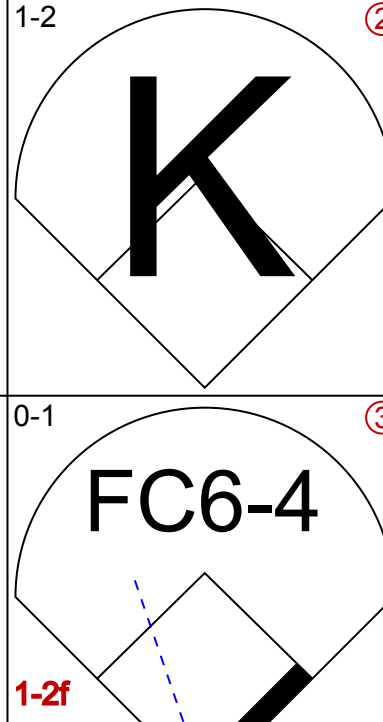

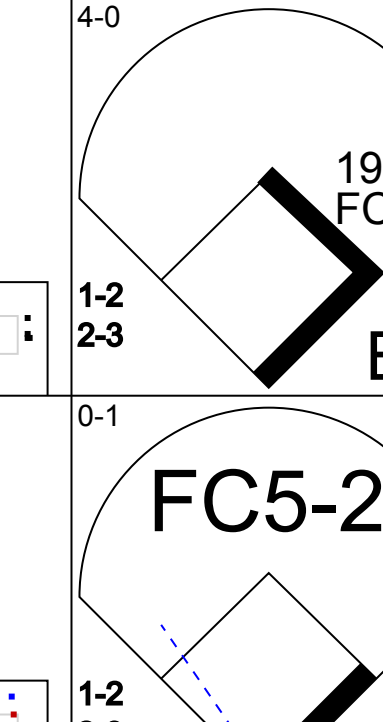
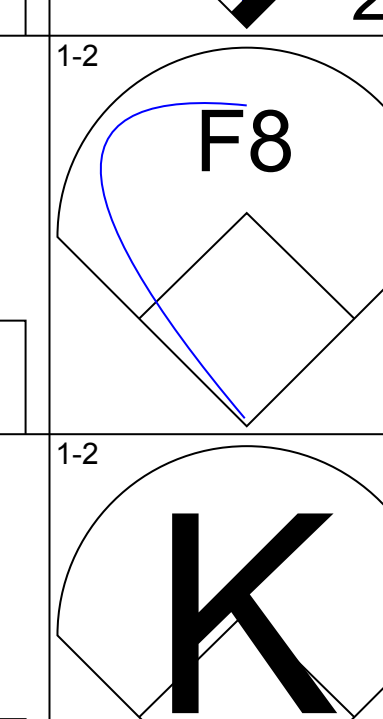
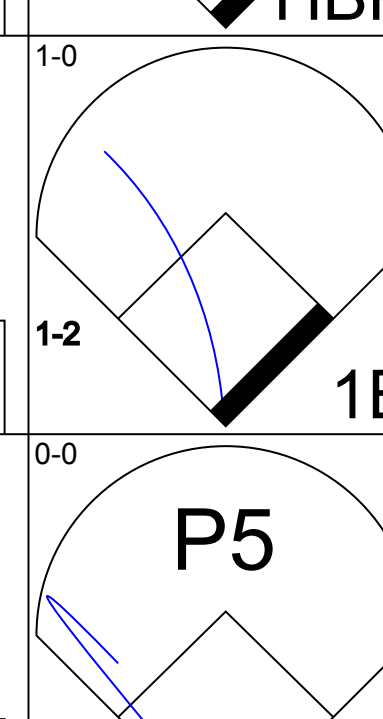
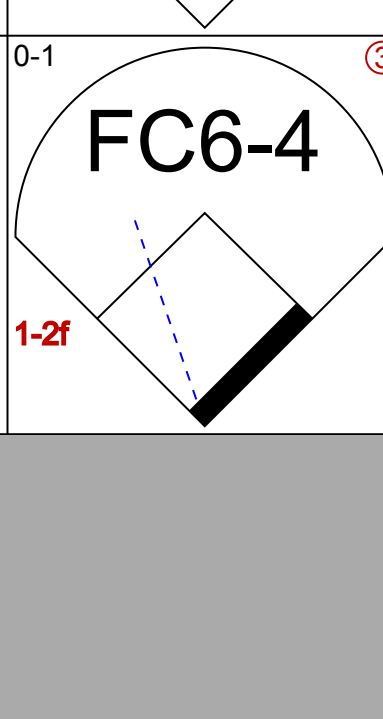

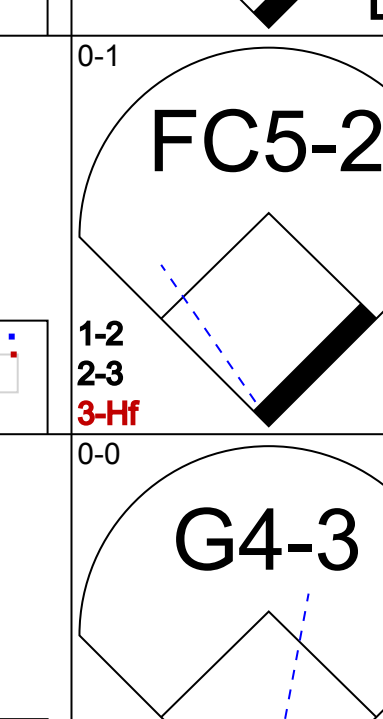

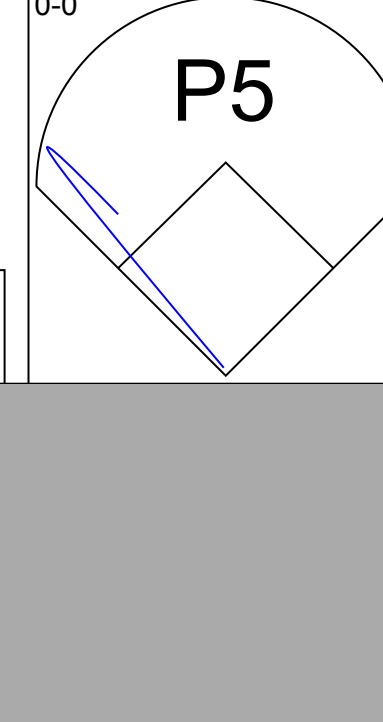

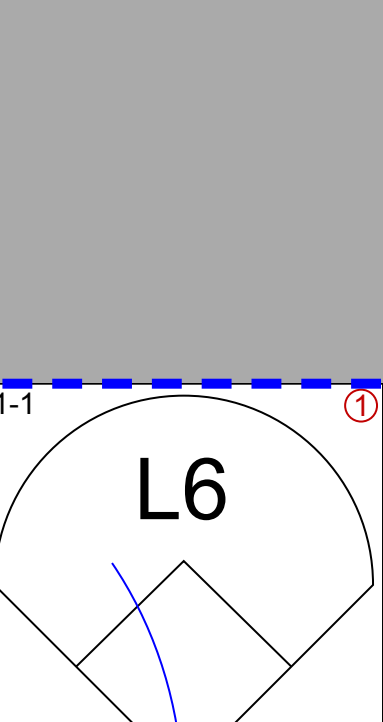
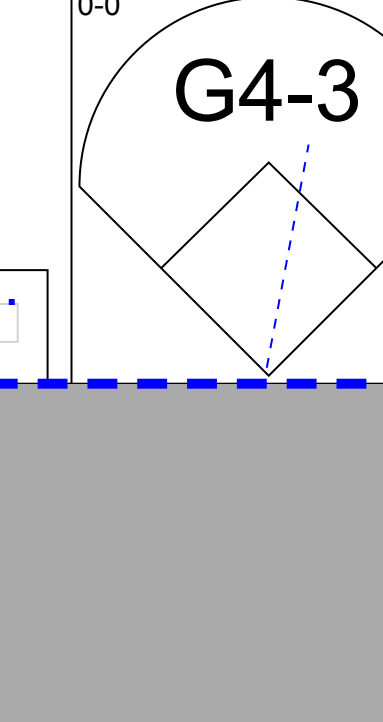
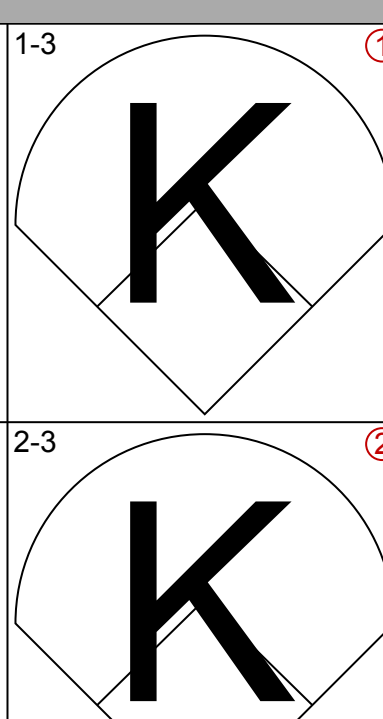
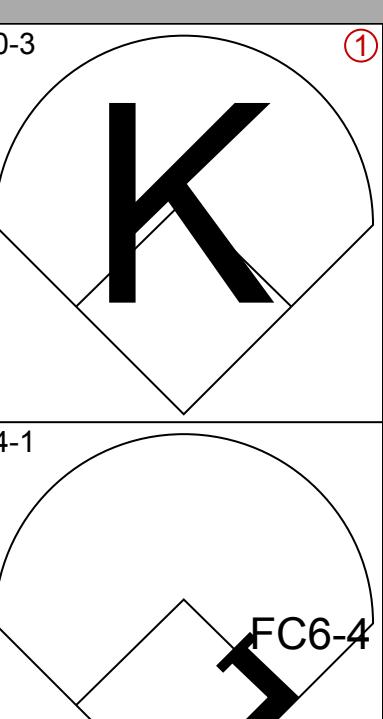
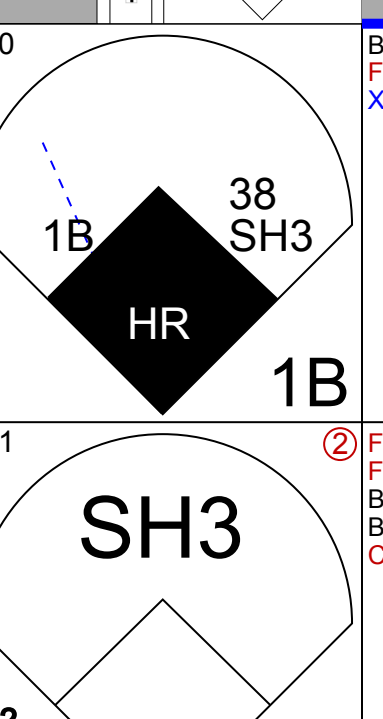
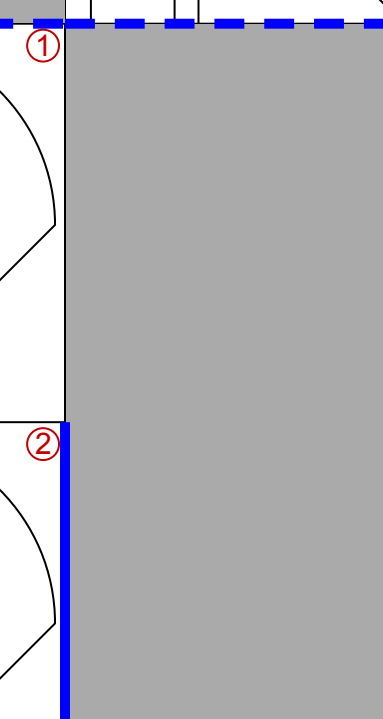
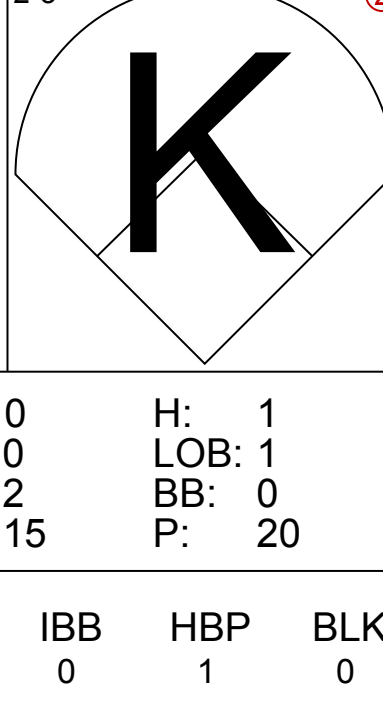
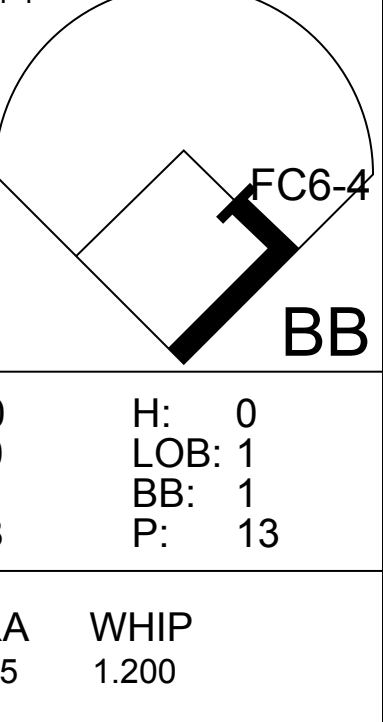
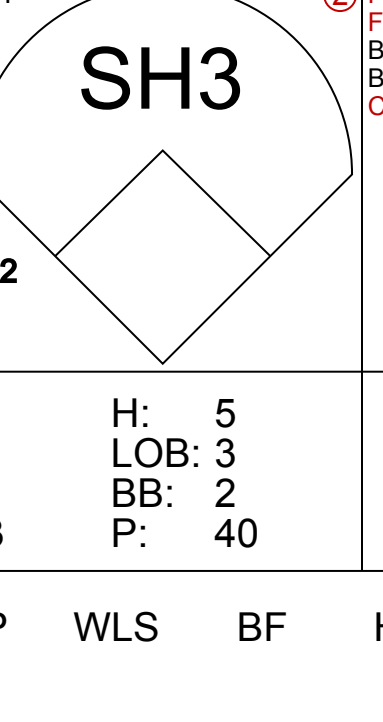
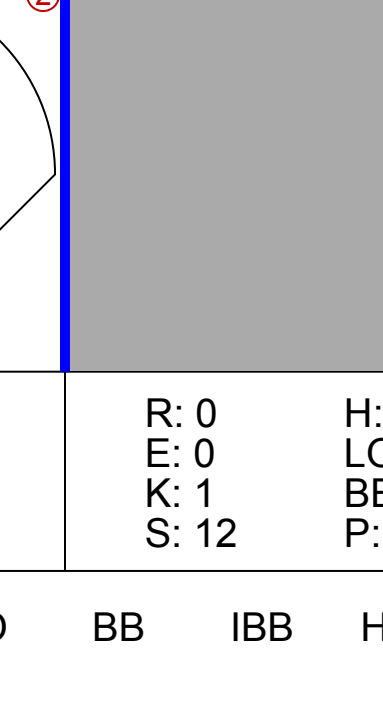
AB	32
R	7
H	10
RBI	7
BB	5
SO	10
LOB	14







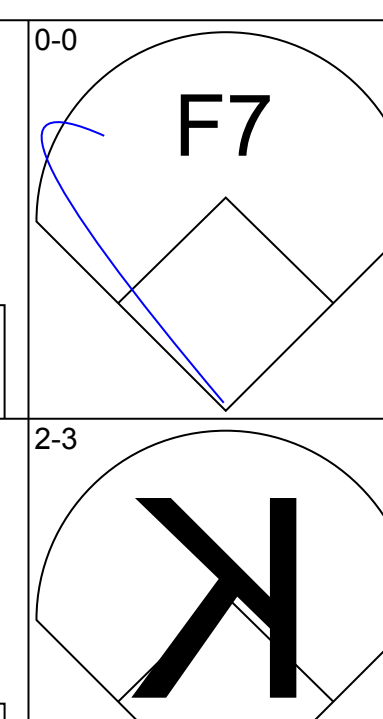
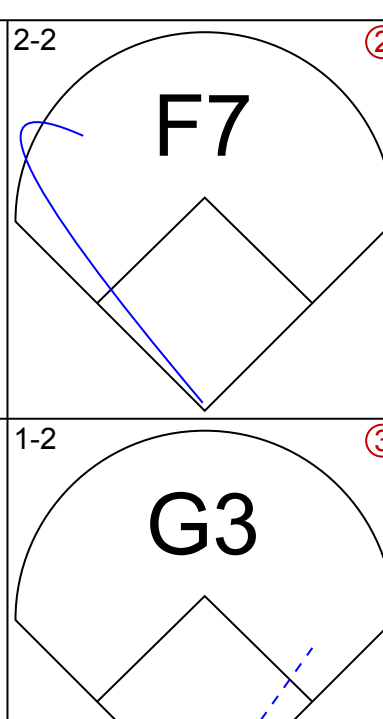
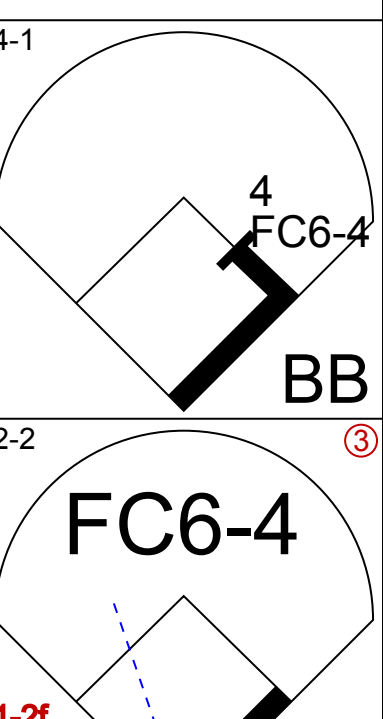
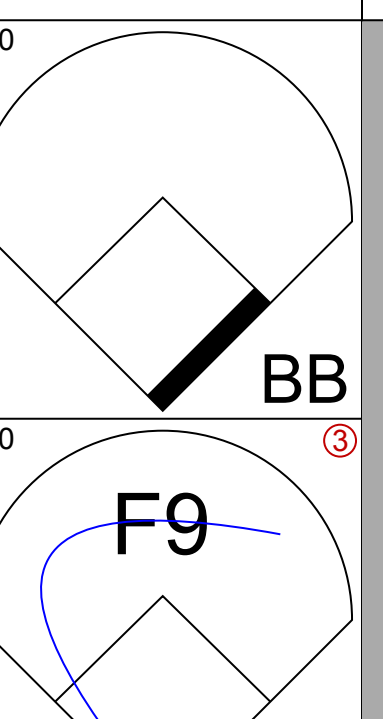
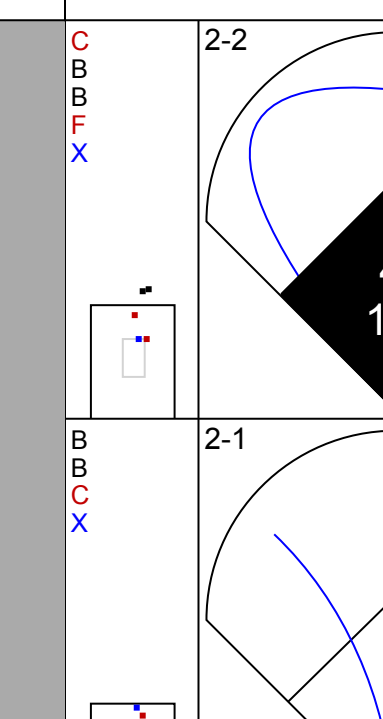
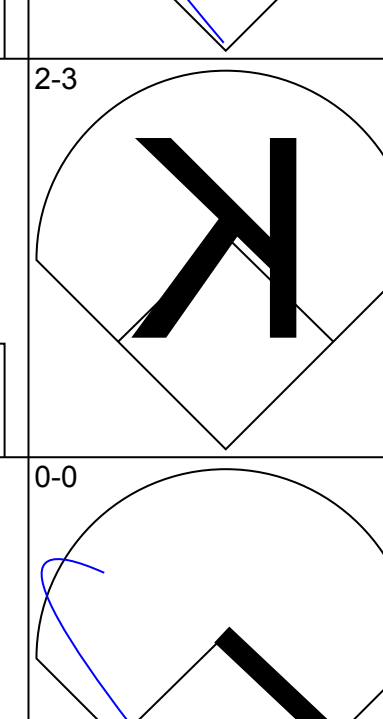
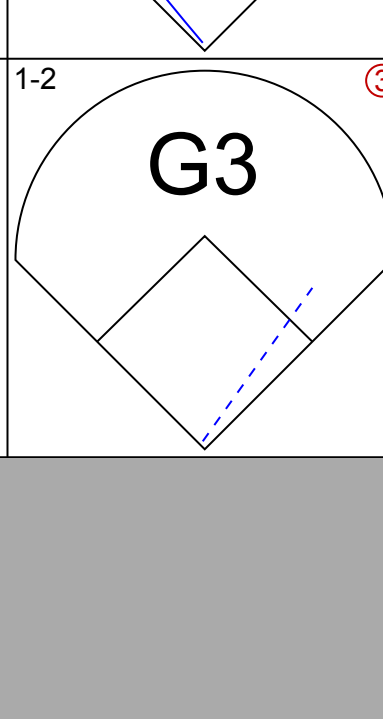
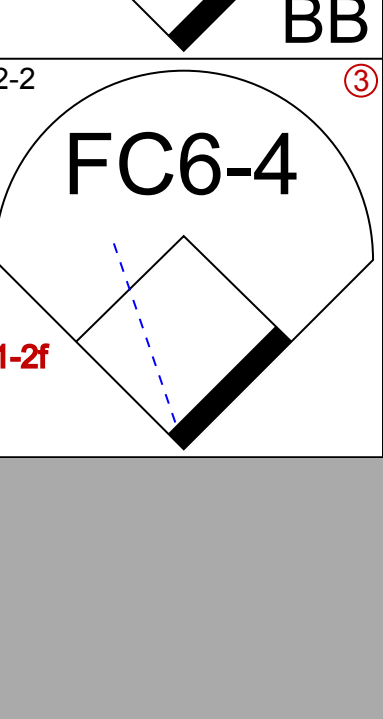
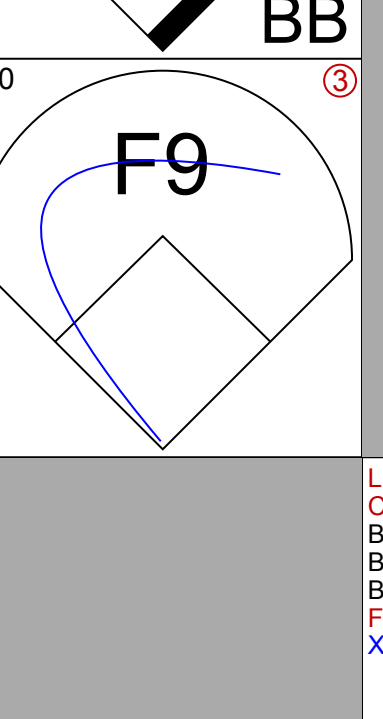
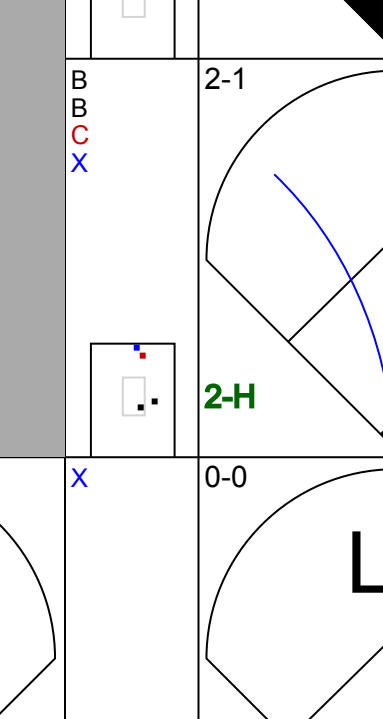
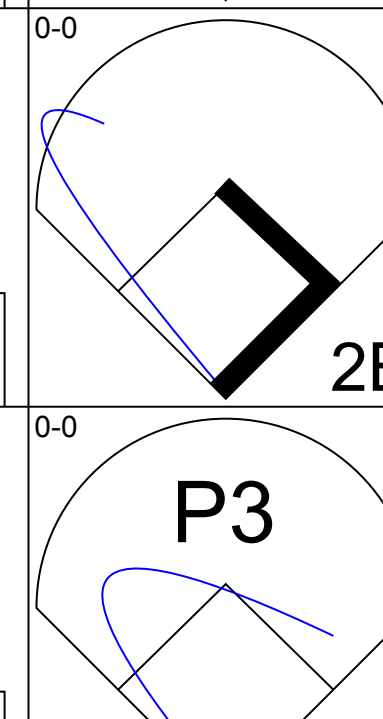
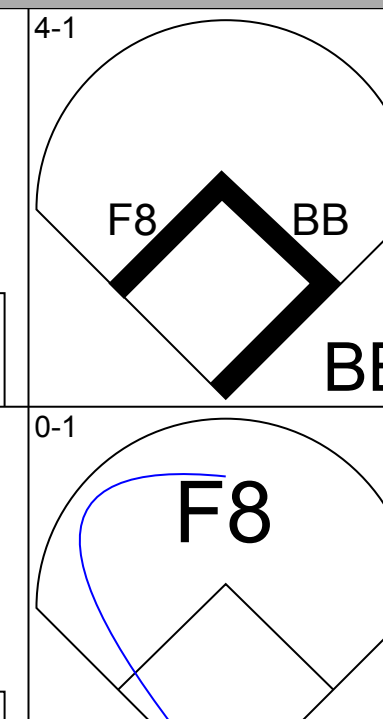
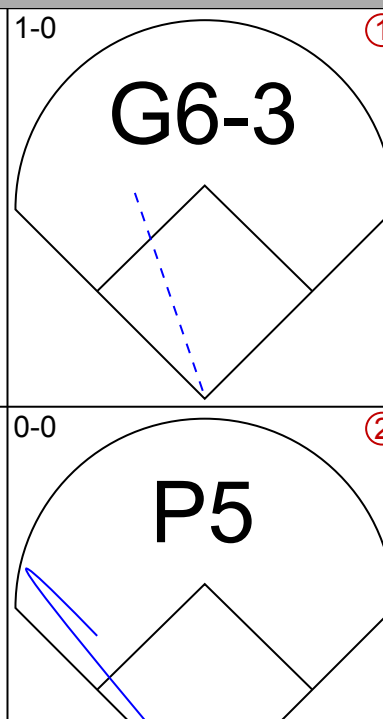
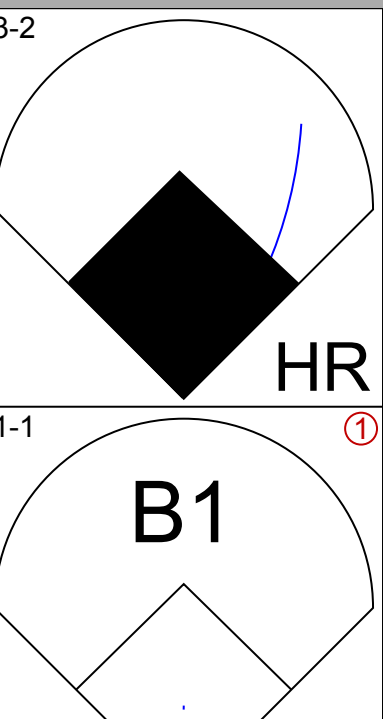
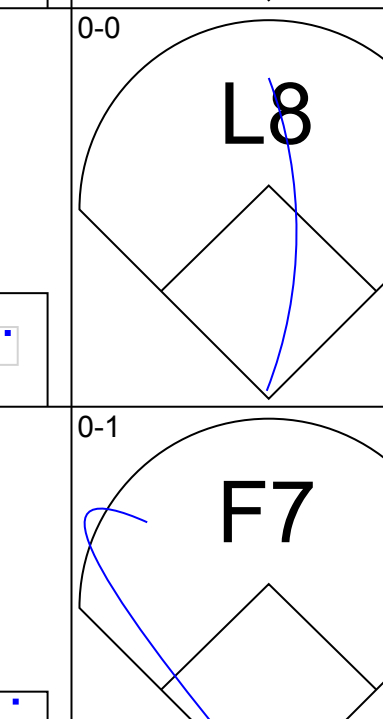
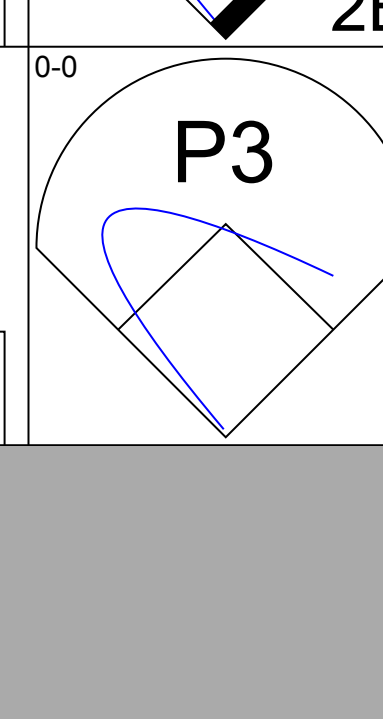
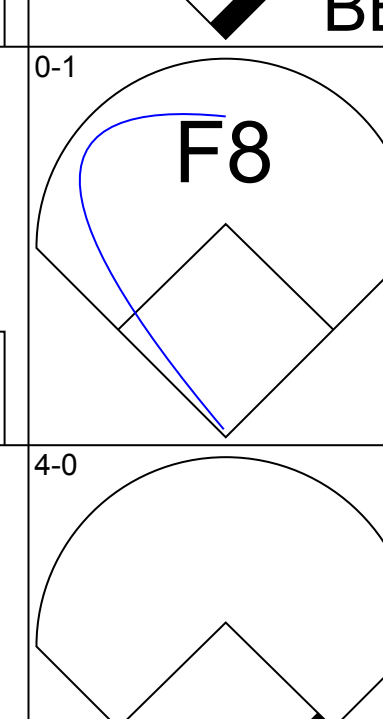
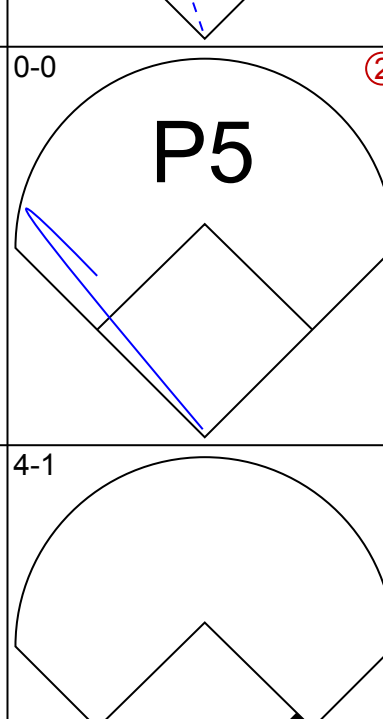
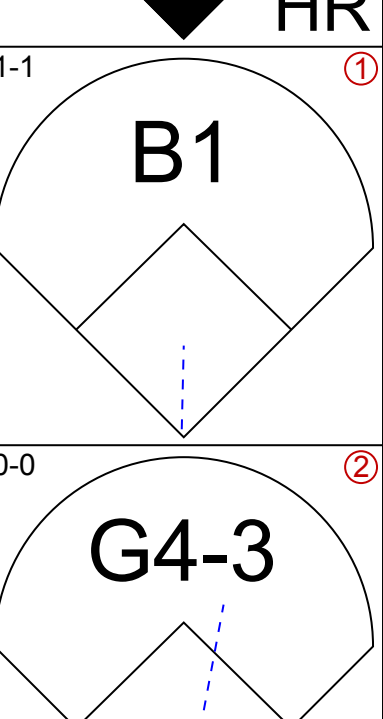
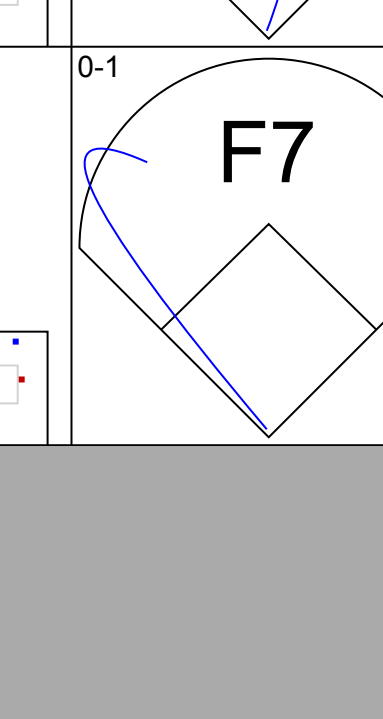
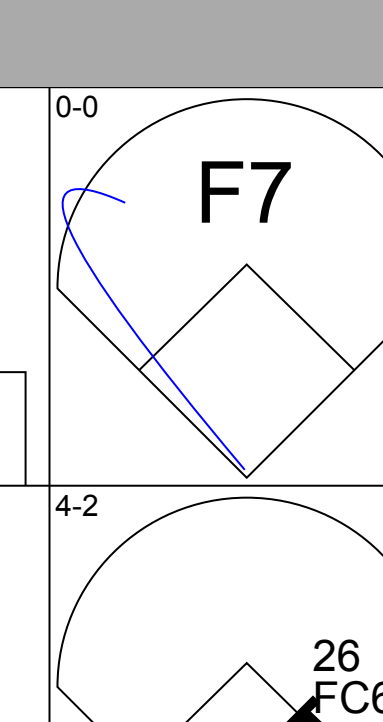
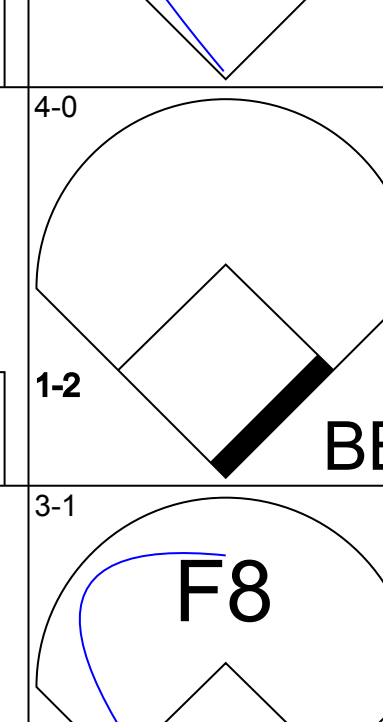
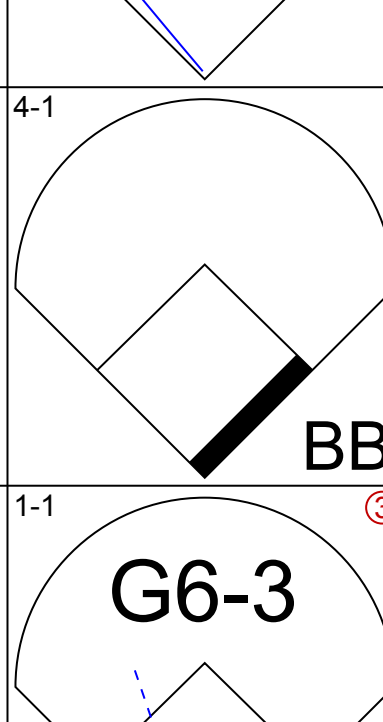
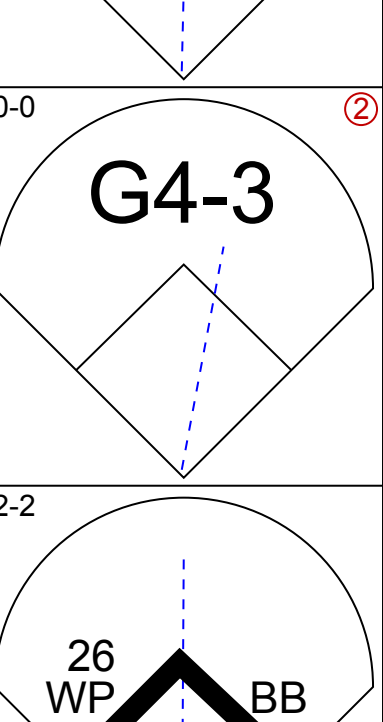
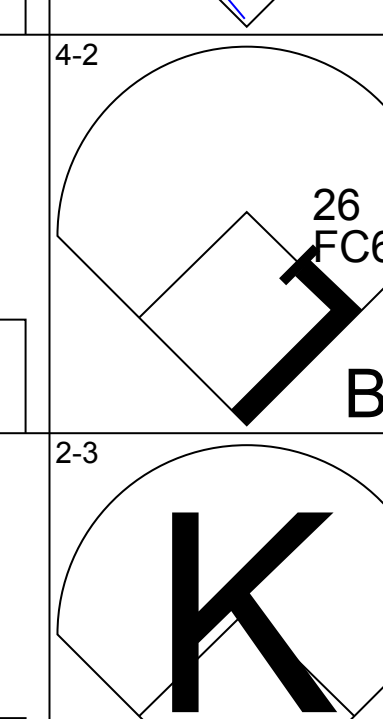
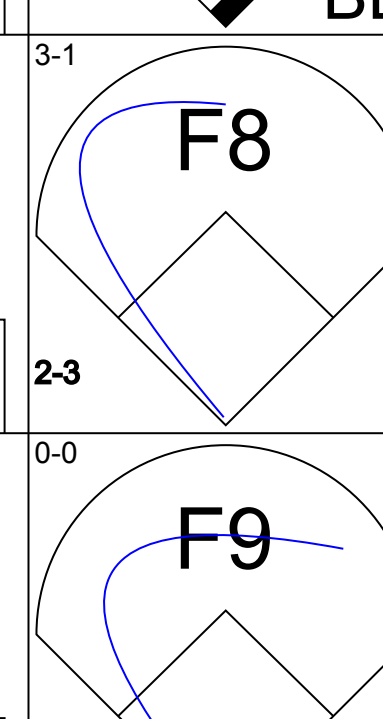
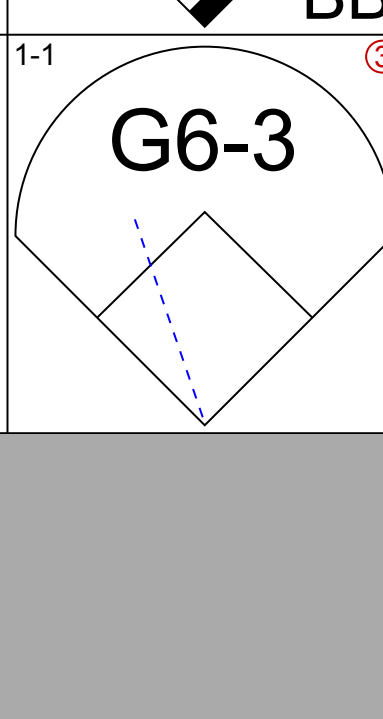
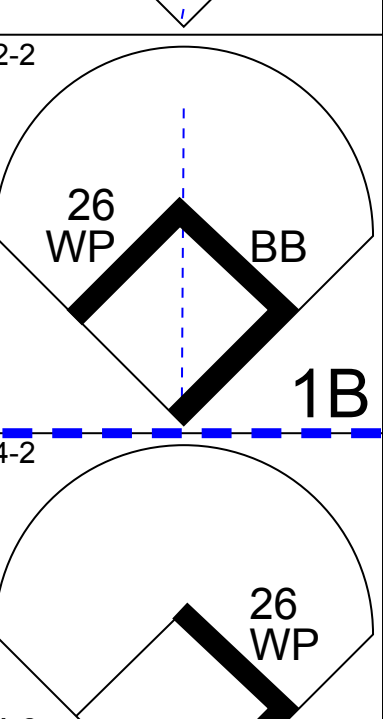

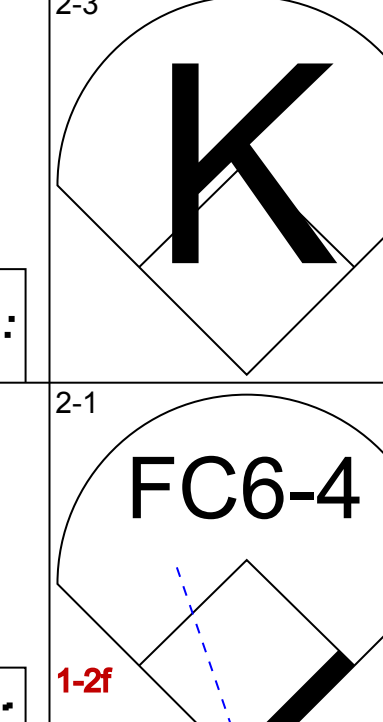
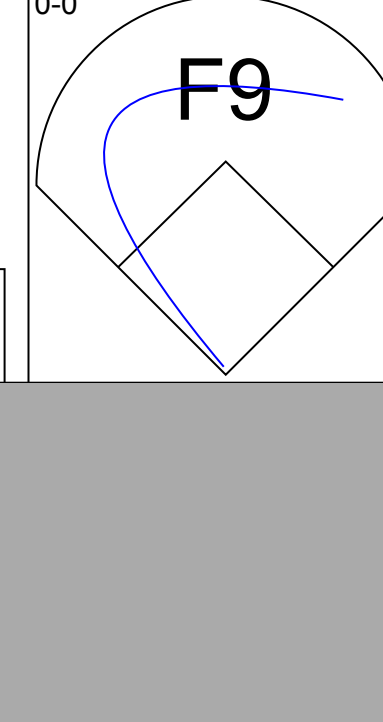
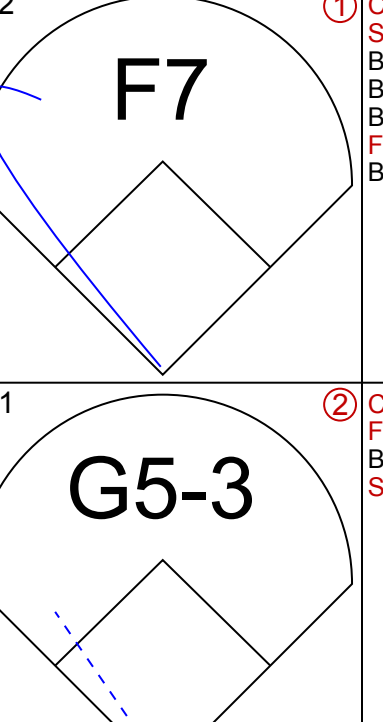
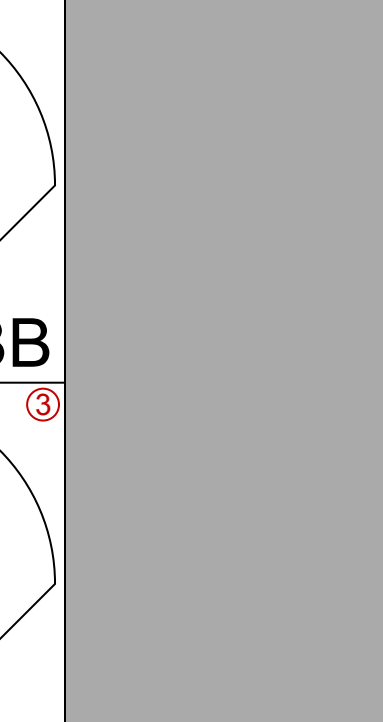
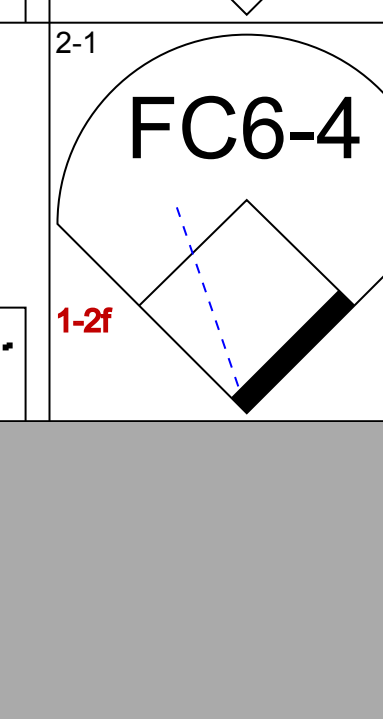
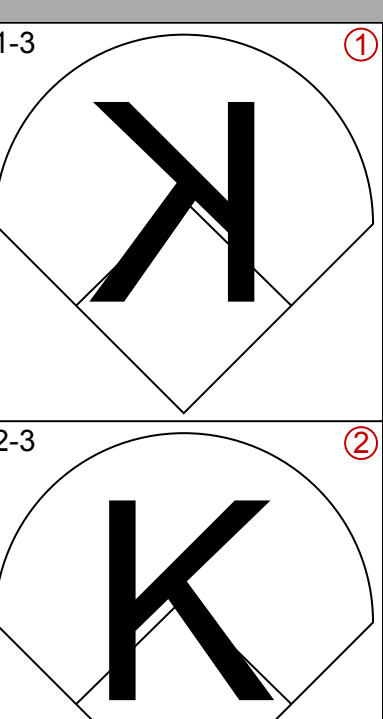
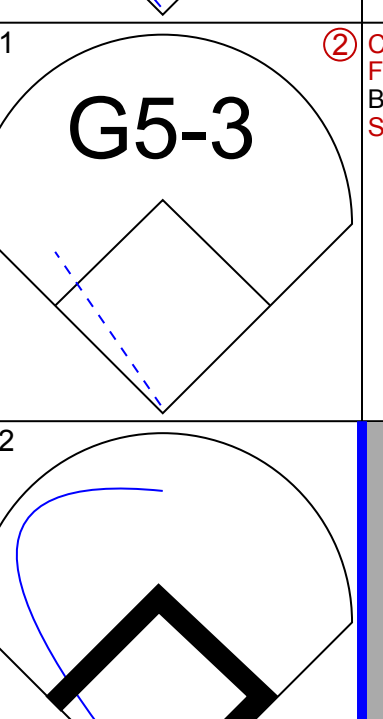
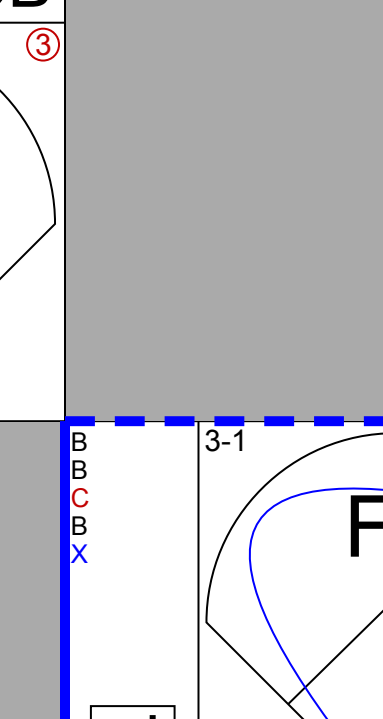
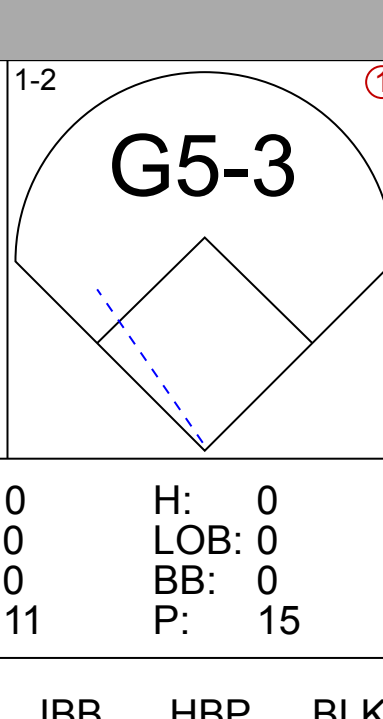
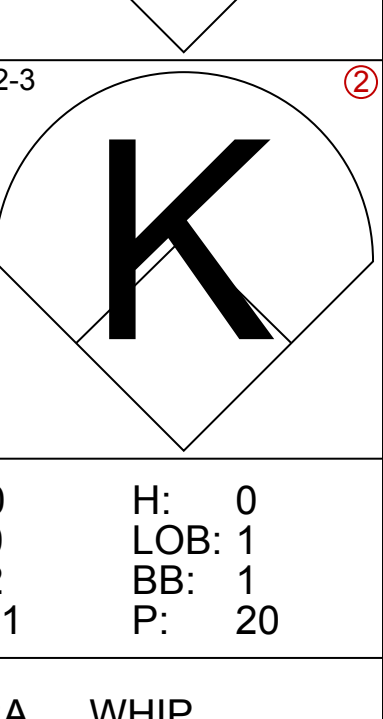
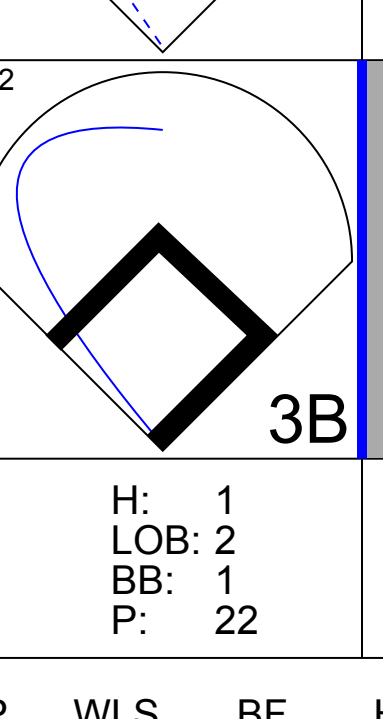
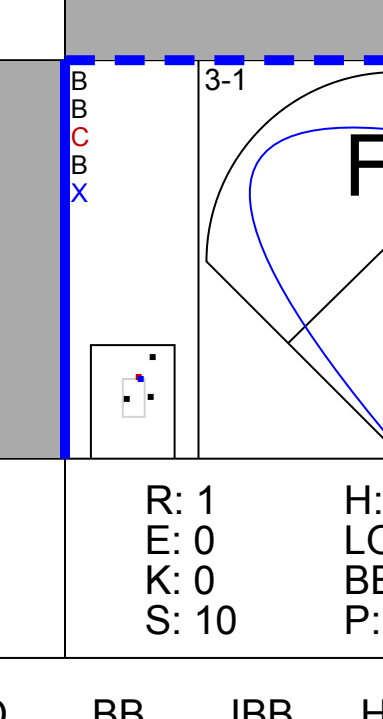


Batter	1	2	3	4	5	6	7	8	9	AB	R	H	RBI	BB	SO	LOB	TOP				
Juan Pierre, L (1, 8) OBP: 0.279, SLG: 0.301										5	1	2	0	0	1	1					
Todd Walker, L (1, 4) OBP: 0.376, SLG: 0.397 46 Ryan Dempster, R (9, 1)										4	1	0	0	1	1	2					
Michael Barrett, R (1, 2) OBP: 0.368, SLG: 0.511										3	1	1	4	2	0	0					
Phil Nevin, R (1, 3) OBP: 0.306, SLG: 0.417										5	0	2	0	0	1	1					
16 Aramis Ramirez, R (1, 5) OBP: 0.315, SLG: 0.459									3	0	2	0	1	1	1						
19 Matt Murton, R (1, 7) OBP: 0.346, SLG: 0.386										4	0	1	0	1	0	5					
Jacque Jones, L (1, 9) OBP: 0.335, SLG: 0.524										5	0	0	0	0	2	9					
Neffi Perez, S (1, 6) OBP: 0.212, SLG: 0.248										4	1	1	0	0	2	0					
38 Carlos Zambrano, S (1, 1) OBP: 0.103, SLG: 0.185 Bob Howry, L (8, 1) OBP: 1.000, SLG: 1.000 1 Tony Womack, L (9, 4) OBP: 0.359, SLG: 0.397										2	0	0	0	1	2	0					
<b>Inning Stats</b>	R: 0 E: 0 K: 1 S: 10	H: 0 LOB: 0 BB: 0 P: 12	R: 0 E: 0 K: 1 S: 13	H: 1 LOB: 1 BB: 0 P: 19	R: 0 E: 0 K: 2 S: 15	H: 1 LOB: 1 BB: 0 P: 20	R: 0 E: 0 K: 1 S: 9	H: 1 LOB: 2 BB: 0 P: 14	R: 0 E: 0 K: 1 S: 8	H: 0 LOB: 1 BB: 1 P: 13	R: 0 E: 0 K: 1 S: 10	H: 0 LOB: 1 BB: 1 P: 15	R: 4 E: 0 K: 1 S: 23	H: 5 LOB: 3 BB: 2 P: 40	R: 0 E: 0 K: 1 S: 6	H: 0 LOB: 0 BB: 0 P: 10	R: 0 E: 0 K: 1 S: 12	H: 1 LOB: 3 BB: 2 P: 24	1B: 6 2B: 2 3B: 0 HR: 1	SF: 0 SAC: 1 DP: 0 HBP: 1	WP: 0 PA: 43 PB: 0 SB: 0 CS: 0
<b>PITCHER</b>	IP WLS BF H R ER SO BB IBB HBP BLK WP HR S P ERA WHIP	IP WLS BF H R ER SO BB IBB HBP BLK WP HR S P ERA WHIP	IP WLS BF H R ER SO BB IBB HBP BLK WP HR S P ERA WHIP	IP WLS BF H R ER SO BB IBB HBP BLK WP HR S P ERA WHIP	IP WLS BF H R ER SO BB IBB HBP BLK WP HR S P ERA WHIP	IP WLS BF H R ER SO BB IBB HBP BLK WP HR S P ERA WHIP	IP WLS BF H R ER SO BB IBB HBP BLK WP HR S P ERA WHIP	IP WLS BF H R ER SO BB IBB HBP BLK WP HR S P ERA WHIP	IP WLS BF H R ER SO BB IBB HBP BLK WP HR S P ERA WHIP	IP WLS BF H R ER SO BB IBB HBP BLK WP HR S P ERA WHIP	IP WLS BF H R ER SO BB IBB HBP BLK WP HR S P ERA WHIP	IP WLS BF H R ER SO BB IBB HBP BLK WP HR S P ERA WHIP	IP WLS BF H R ER SO BB IBB HBP BLK WP HR S P ERA WHIP	IP WLS BF H R ER SO BB IBB HBP BLK WP HR S P ERA WHIP	IP WLS BF H R ER SO BB IBB HBP BLK WP HR S P ERA WHIP	IP WLS BF H R ER SO BB IBB HBP BLK WP HR S P ERA WHIP	IP WLS BF H R ER SO BB IBB HBP BLK WP HR S P ERA WHIP	IP WLS BF H R ER SO BB IBB HBP BLK WP HR S P ERA WHIP	IP WLS BF H R ER SO BB IBB HBP BLK WP HR S P ERA WHIP	IP WLS BF H R ER SO BB IBB HBP BLK WP HR S P ERA WHIP	

Chicago Cubs @ Cincinnati Reds  
Great American Ball Park, Cincinnati, OH  
Sat Jun 10 2006, 6:10 PM EDT  
Att: 34,141 - Cloudy - 60 F

AB 35  
R 4  
H 9  
RBI 4  
BB 6  
SO 10  
LOB 19



Batter	1	2	3	4	5	6	7	8	9	AB	R	H	RBI	BB	SO	LOB	BOTTOM				
Felipe Lopez, S (1, 6) OBP: 0.377, SLG: 0.415										3	1	1	0	2	0	0					
4 Brandon Phillips, R (1, 4) OBP: 0.342, SLG: 0.455										5	0	1	1	0	1	3					
Ken Griffey Jr., L (1, 8) OBP: 0.355, SLG: 0.583										4	1	2	1	1	0	1					
Rich Aurilia, R (1, 5) OBP: 0.314, SLG: 0.472										5	0	0	0	0	0	3					
Adam Dunn, L (1, 7) OBP: 0.386, SLG: 0.557										2	0	0	0	2	0	0					
Scott Hatteberg, L (1, 3) OBP: 0.401, SLG: 0.447										3	0	1	0	1	0	3					
Austin Kearns, R (1, 9) OBP: 0.359, SLG: 0.509										3	0	0	0	1	1	3					
26 David Ross, R (1, 2) OBP: 0.407, SLG: 0.681										4	0	0	0	0	2	3					
Brandon Clausen, R (1, 1) OBP: 0.136, SLG: 0.100 Esteban Yan, R (7, 1) OBP: 0.295, SLG: 0.326 Quinton McCracken, S (7, PH) OBP: 0.295, SLG: 0.326 Joe Mays, S (8, 1) OBP: 0.295, SLG: 0.326 25 David Weathers, R (9, 1) OBP: 0.295, SLG: 0.326 Ray Glimardo, S (9, PH) OBP: 0.295, SLG: 0.326										2	0	0	0	0	1	0					
<b>Inning Stats</b>	R: 0 E: 0 K: 1 S: 6	H: 1 LOB: 1 BB: 0 P: 8	R: 0 E: 0 K: 1 S: 8	H: 0 LOB: 1 BB: 1 P: 16	R: 0 E: 0 K: 0 S: 11	H: 0 LOB: 0 BB: 0 P: 15	R: 0 E: 0 K: 0 S: 6	H: 0 LOB: 2 BB: 2 P: 17	R: 0 E: 0 K: 2 S: 11	H: 0 LOB: 1 BB: 1 P: 20	R: 0 E: 0 K: 0 S: 5	H: 0 LOB: 1 BB: 1 P: 11	R: 0 E: 0 K: 0 S: 11	H: 1 LOB: 2 BB: 1 P: 22	R: 1 E: 0 K: 1 S: 17	H: 2 LOB: 2 BB: 1 P: 28	R: 1 E: 0 K: 0 S: 10	H: 2 LOB: 1 BB: 0 P: 17	1B: 2 2B: 2 3B: 1 HR: 1	SF: 0 SAC: 0 DP: 0 HBP: 0	WP: 1 PA: 40 PB: 0 SB: 0 CS: 0
<b>PITCHER</b>	IP WLS BF H R ER SO BB IBB HBP BLK WP HR S P ERA WHIP	IP WLS BF H R ER SO BB IBB HBP BLK WP HR S P ERA WHIP	IP WLS BF H R ER SO BB IBB HBP BLK WP HR S P ERA WHIP	IP WLS BF H R ER SO BB IBB HBP BLK WP HR S P ERA WHIP	IP WLS BF H R ER SO BB IBB HBP BLK WP HR S P ERA WHIP	IP WLS BF H R ER SO BB IBB HBP BLK WP HR S P ERA WHIP	IP WLS BF H R ER SO BB IBB HBP BLK WP HR S P ERA WHIP	IP WLS BF H R ER SO BB IBB HBP BLK WP HR S P ERA WHIP	IP WLS BF H R ER SO BB IBB HBP BLK WP HR S P ERA WHIP	IP WLS BF H R ER SO BB IBB HBP BLK WP HR S P ERA WHIP	IP WLS BF H R ER SO BB IBB HBP BLK WP HR S P ERA WHIP	IP WLS BF H R ER SO BB IBB HBP BLK WP HR S P ERA WHIP	IP WLS BF H R ER SO BB IBB HBP BLK WP HR S P ERA WHIP	IP WLS BF H R ER SO BB IBB HBP BLK WP HR S P ERA WHIP	IP WLS BF H R ER SO BB IBB HBP BLK WP HR S P ERA WHIP	IP WLS BF H R ER SO BB IBB HBP BLK WP HR S P ERA WHIP	IP WLS BF H R ER SO BB IBB HBP BLK WP HR S P ERA WHIP	IP WLS BF H R ER SO BB IBB HBP BLK WP HR S P ERA WHIP	IP WLS BF H R ER SO BB IBB HBP BLK WP HR S P ERA WHIP	IP WLS BF H R ER SO BB IBB HBP BLK WP HR S P ERA WHIP	

Chicago Cubs @ Cincinnati Reds  
Great American Ball Park, Cincinnati, OH  
Sat Jun 10 2006, 6:10 PM EDT  
Att: 34,141 - Cloudy - 60 F

AB 33  
R 2  
H 6  
RBI 2  
BB 7  
SO 5  
LOB 16





Batter	1	2	3	4	5	6	7	8	9	AB	R	H	RBI	BB	SO	LOB	TOP								
Juan Pierre, L (1.8) OBP: 0.282, SLG: 0.303	B3			K		G4-3	FC6	FC6		5	0	2	1	0	1	1	Chicago Cubs @ Cincinnati Reds Great American Ball Park, Cincinnati, OH Sun Jun 11 2006, 1:15 PM EDT Att: 27,250 - Overcast - 62 F								
Todd Walker, L (1.4) OBP: 0.388, SLG: 0.388	L9			F9		L4	G3	FC6		5	0	0	0	0	0	4									
Michael Barrett, R (1.2) OBP: 0.364, SLG: 0.503	K			L6		G4-3		HR	G5-3	5	1	1	0	0	1	1									
Phil Nevin, R (1.3) OBP: 0.303, SLG: 0.426		G5-3				G6-3		K		5	1	1	2	0	2	1									
19 Matt Murton, R (1.7) OBP: 0.347, SLG: 0.387		F8				5 1B		L6		5	2	2	0	0	0	0									
Jacque Jones, L (1.9) OBP: 0.333, SLG: 0.518	K					5 1B		G6-3		4	1	1	0	0	1	1									
5 Ronny Cedeno, R (1.6) OBP: 0.328, SLG: 0.402						SF9		L9		3	2	2	3	1	0	0									
Neffi Perez, S (1.5) OBP: 0.222, SLG: 0.295						E7		HR		3	2	2	3	0	0	0									
49 Carlos Marmol, R (1.1) Freddie Bynum, L (7. Ph) David Aardsma, R (7.1) 13 Will Ohman, L (7.1) John Mabry, SLG: 0.288 47 Scott Eyre, L (8.1) 44 Roberto Novoa, R (9.1)	K					SF9		HR		2	0	0	0	0	1	1									
						F8		F9		2	0	0	0	0	0	0									
<b>Inning Stats</b>	R: 0 E: 0 K: 1 S: 8	H: 0 LOB: 0 BB: 0 P: 11	R: 0 E: 0 K: 1 S: 9	H: 0 LOB: 0 BB: 0 P: 12	R: 0 E: 0 K: 1 S: 10	H: 0 LOB: 0 BB: 0 P: 14	R: 0 E: 0 K: 1 S: 7	H: 0 LOB: 0 BB: 0 P: 9	R: 2 E: 1 K: 0 S: 11	H: 3 LOB: 1 BB: 0 P: 16	R: 0 E: 0 K: 1 S: 10	H: 1 LOB: 1 BB: 0 P: 14	R: 2 E: 0 K: 0 S: 19	H: 2 LOB: 2 BB: 1 P: 31	R: 5 E: 0 K: 0 S: 20	H: 6 LOB: 1 BB: 0 P: 29	R: 0 E: 0 K: 1 S: 10	H: 0 LOB: 0 BB: 0 P: 13	1B: 8 2B: 1 3B: 0 HR: 3	SF: 1 SAC: 0 DP: 0 HBP: 0	WP: 0 PB: 0 SB: 0 CS: 0	PA: 41			
<b>PITCHER</b>	IP	WLS	BF	H	R	ER	SO	BB	IBB	HBP	BLK	WP	HR	S	P	ERA	WHIP								
22 Eric Milton, L (1.1) ERA: 4.1	7.0	L	29	6	4	3	5	1	0	0	0	0	1	74	107	3.86	1.000								
25 David Weathers, R (8.1) ERA: 4.35	0.0		3	3	3	3	0	0	0	0	0	0	1	3	4	∞	∞								
Chris Hammond, L (8.1) ERA: 5.96	1.0		6	3	2	2	0	0	0	0	0	0	1	17	25	18.00	3.000								
Rick White, R (9.1) ERA: 6.39	1.0		3	0	0	0	1	0	0	0	0	0	0	10	13	0.00	0.000								

Chicago Cubs @ Cincinnati Reds  
Great American Ball Park, Cincinnati, OH  
Sun Jun 11 2006, 1:15 PM EDT  
Att: 27,250 - Overcast - 62 F

AB 39  
R 9  
H 12  
RBI 9  
BB 1  
SO 6  
LOB 10



Batter	1	2	3	4	5	6	7	8	9	AB	R	H	RBI	BB	SO	LOB	BOTTOM								
6 Ryan Freel, R (1.5) OBP: 0.380, SLG: 0.427	K		F9						K	4	0	0	0	0	3	1	Chicago Cubs @ Cincinnati Reds Great American Ball Park, Cincinnati, OH Sun Jun 11 2006, 1:15 PM EDT Att: 27,250 - Overcast - 62 F								
Felipe Lopez, S (1.6) OBP: 0.375, SLG: 0.410	G3-1		K			S	F7			3	0	0	0	1	1	3									
Ken Griffey Jr., L (1.8) OBP: 0.346, SLG: 0.566	G4-3					F7		F7		4	0	0	0	0	1	1									
Adam Dunn, L (1.7) OBP: 0.387, SLG: 0.568		G6-3				K		HR		3	1	1	1	1	1	1									
Austin Kearns, R (1.9) OBP: 0.357, SLG: 0.509		G4-3				F9		G1-3		4	0	1	0	0	1	2									
Scott Hatteberg, L (1.3) OBP: 0.398, SLG: 0.442		G4-3				L9		1B		4	0	1	0	0	0	2									
4 Brandon Phillips, R (1.4) OBP: 0.340, SLG: 0.466		G4-3				F8		L7		4	1	1	1	0	0	2									
26 David Ross, R (1.2) OBP: 0.424, SLG: 0.718						22 SH1-4		G6-3		2	1	1	1	2	0	0									
22 Eric Milton, L (1.1) Quinton McCracken, S (7. Ph) 25 David Weathers, R (8.1) Chris Hammond, L (8.1) Rick White, R (9.1) Ray Gimenez, S (9. Ph)						SH1-4		F7		1	0	0	0	0	1	0									
						K		P4		1	0	0	0	0	0	0									
<b>Inning Stats</b>	R: 0 E: 0 K: 1 S: 11	H: 0 LOB: 0 BB: 0 P: 15	R: 0 E: 0 K: 0 S: 9	H: 1 LOB: 1 BB: 0 P: 13	R: 0 E: 0 K: 1 S: 14	H: 0 LOB: 1 BB: 1 P: 22	R: 0 E: 0 K: 2 S: 10	H: 0 LOB: 1 BB: 1 P: 16	R: 1 E: 0 K: 2 S: 13	H: 1 LOB: 0 BB: 0 P: 16	R: 0 E: 0 K: 1 S: 8	H: 0 LOB: 1 BB: 1 P: 17	R: 1 E: 0 K: 0 S: 18	H: 1 LOB: 2 BB: 1 P: 31	R: 1 E: 0 K: 0 S: 14	H: 2 LOB: 1 BB: 0 P: 25	R: 0 E: 0 K: 1 S: 9	H: 0 LOB: 0 BB: 0 P: 12	1B: 1 2B: 1 3B: 0 HR: 3	SF: 0 SAC: 1 DP: 0 HBP: 1	WP: 0 PB: 0 SB: 1 CS: 0	PA: 37			
<b>PITCHER</b>	IP	WLS	BF	H	R	ER	SO	BB	IBB	HBP	BLK	WP	HR	S	P	ERA	WHIP								
49 Carlos Marmol, R (1.1) ERA: 0.9	6.0	W	23	2	1	1	7	3	0	0	0	0	1	65	99	1.50	0.833								
David Aardsma, R (7.1) ERA: 7.71	0.2	H	5	1	1	1	0	1	0	1	0	0	1	16	26	13.50	3.000								
13 Will Ohman, L (7.1) ERA: 4.33	0.1	H	1	0	0	0	0	0	0	0	0	0	0	2	5	0.00	0.000								
47 Scott Eyre, L (8.1) ERA: 2.51	1.0		5	2	1	1	0	0	0	0	0	0	1	14	25	9.00	2.000								
44 Roberto Novoa, R (9.1) ERA: 4.71	1.0		3	0	0	0	1	0	0	0	0	0	0	9	12	0.00	0.000								

Chicago Cubs @ Cincinnati Reds  
Great American Ball Park, Cincinnati, OH  
Sun Jun 11 2006, 1:15 PM EDT  
Att: 27,250 - Overcast - 62 F

AB 31  
R 3  
H 5  
RBI 3  
BB 4  
SO 8  
LOB 13





Batter	1	2	3	4	5	6	7	8	9	AB	R	H	RBI	BB	SO	LOB	TOP								
<b>Craig Biggio, R</b> (1,4) OBP: 0.391, SLG: 0.459	F8																								
<b>Mike Lamb, L</b> (9,3) OBP: 0.402, SLG: 0.545																									
<b>2 Chris Burke, R</b> (1,8) OBP: 0.374, SLG: 0.479	HR																								
<b>16 Jason Lane, R</b> (1,9) OBP: 0.352, SLG: 0.404	FC5-4																								
<b>17 Lance Berkman, S</b> (1,3) OBP: 0.392, SLG: 0.618	K																								
<b>54 Brad Lidge, R</b> (9,1)																									
<b>Preston Wilson, R</b> (1,7) OBP: 0.315, SLG: 0.406	FC5-4																								
<b>Brad Ausmus, R</b> (1,2) OBP: 0.382, SLG: 0.359																									
<b>4 Eric Bruntlett, R</b> (1,5) OBP: 0.369, SLG: 0.361																									
<b>28 Adam Everett, R</b> (1,6) OBP: 0.275, SLG: 0.301																									
<b>Andy Pettitte, L</b> (1,1) OBP: 0.138, SLG: 0.179																									
<b>Orlando Palmeiro, L</b> (8,PH) OBP: 0.273, SLG: 0.288																									
<b>Trevor Miller, R</b> (8,1)																									
<b>Dan Wheeler, R</b> (8,1)																									
<b>Willy Taveras, R</b> (9,8) OBP: 0.300, SLG: 0.313																									
<b>Inning Stats</b>	R: 1 E: 0 K: 1 S: 10	H: 1 LOB: 1 BB: 1 P: 18	R: 0 E: 0 K: 0 S: 9	H: 1 LOB: 1 BB: 0 P: 12	R: 2 E: 0 K: 0 S: 12	H: 3 LOB: 2 BB: 2 P: 31	R: 0 E: 0 K: 0 S: 9	H: 0 LOB: 0 BB: 0 P: 15	R: 2 E: 0 K: 1 S: 16	H: 2 LOB: 1 BB: 1 P: 27	R: 0 E: 0 K: 0 S: 6	H: 0 LOB: 0 BB: 0 P: 10	R: 1 E: 0 K: 1 S: 13	H: 1 LOB: 1 BB: 1 P: 21	R: 0 E: 0 K: 0 S: 10	H: 1 LOB: 1 BB: 0 P: 15	R: 3 E: 0 K: 0 S: 8	H: 3 LOB: 1 BB: 0 P: 16	1B: 9 2B: 2 3B: 0 HR: 1	SF: 0 SAC: 0 DP: 1 HBP: 1	WP: 0 PB: 0 SB: 1 CS: 0	PA: 44			
<b>PITCHER</b>	IP	WLS	BF	H	R	ER	SO	BB	IBB	HBP	BLK	WP	HR	S	P	ERA	WHIP								
<b>45 Sean Marshall, L</b> (1,1) ERA: 4.82	4.0	L	22	7	5	5	1	4	0	0	0	0	1	47	88	11.25	2.750								
<b>David Aardsma, R</b> (5,1)	1.0		3	0	0	0	1	0	0	0	0	0	0	9	15	0.00	0.000								
<b>37 Angel Guzman, R</b> (6,1) ERA: 7.11	2.0		8	1	1	1	1	1	0	0	0	0	0	19	31	4.50	1.000								
<b>44 Roberto Novoa, R</b> (8,1) ERA: 6.75	1.0		4	1	0	0	0	0	0	0	0	0	0	10	15	0.00	1.000								
<b>13 Will Ohman, L</b> (9,1) ERA: 5.14	1.0		7	3	3	3	0	0	0	1	0	0	0	8	16	27.00	3.000								

Houston Astros @ Chicago Cubs  
Wrigley Field, Chicago, IL  
Tue Jun 13 2006, 7:05 PM CDT  
Att. 40,563 - Clear - 64 F

AB 38  
R 9  
H 12  
RBI 9  
BB 5  
SO 3  
LOB 19



Batter	1	2	3	4	5	6	7	8	9	AB	R	H	RBI	BB	SO	LOB	BOTTOM								
<b>Juan Pierre, L</b> (1,8) OBP: 0.284, SLG: 0.305	L8																								
<b>Neftali Feliz, S</b> (1,4) OBP: 0.230, SLG: 0.299	G1-3																								
<b>Michael Barrett, R</b> (1,2) OBP: 0.365, SLG: 0.505																									
<b>16 Aramis Ramirez, R</b> (1,5) OBP: 0.314, SLG: 0.455	G6-3																								
<b>Phil Nevin, R</b> (1,3) OBP: 0.307, SLG: 0.448																									
<b>19 Matt Murton, R</b> (1,7) OBP: 0.345, SLG: 0.381																									
<b>Jacque Jones, L</b> (1,9) OBP: 0.327, SLG: 0.508																									
<b>5 Ronny Cedeno, R</b> (1,6) OBP: 0.326, SLG: 0.399																									
<b>45 Sean Marshall, L</b> (1,1) ERA: 4.82	7.0	W	27	5	1	1	5	1	0	0	0	0	0	73	116	1.29	0.857								
<b>1 Tony Womack, L</b> (5,PH) OBP: 0.126, SLG: 0.150	0.1		2	1	0	0	0	0	0	0	0	0	0	5	7	0.00	3.000								
<b>37 Angel Guzman, R</b> (6,1) ERA: 7.11	0.2		4	2	0	0	1	0	0	0	0	0	0	11	15	0.00	3.000								
<b>44 Roberto Novoa, R</b> (8,1) ERA: 6.75	1.0		6	3	1	1	2	0	0	0	0	2	0	18	26	9.00	3.000								
<b>13 Will Ohman, L</b> (9,1) ERA: 5.14																									
<b>Inning Stats</b>	R: 0 E: 0 K: 0 S: 7	H: 1 LOB: 2 BB: 1 P: 10	R: 0 E: 0 K: 2 S: 13	H: 1 LOB: 1 BB: 1 P: 26	R: 0 E: 0 K: 1 S: 11	H: 1 LOB: 0 BB: 0 P: 17	R: 0 E: 0 K: 0 S: 7	H: 0 LOB: 0 BB: 0 P: 10	R: 0 E: 0 K: 1 S: 9	H: 0 LOB: 0 BB: 0 P: 13	R: 1 E: 0 K: 1 S: 14	H: 2 LOB: 1 BB: 0 P: 22	R: 0 E: 0 K: 1 S: 16	H: 3 LOB: 3 BB: 0 P: 22	R: 1 E: 0 K: 2 S: 18	H: 3 LOB: 2 BB: 0 P: 26	1B: 7 2B: 3 3B: 0 HR: 1	SF: 0 SAC: 0 DP: 0 HBP: 0	WP: 2 PB: 0 SB: 0 CS: 0	PA: 39					
<b>PITCHER</b>	IP	WLS	BF	H	R	ER	SO	BB	IBB	HBP	BLK	WP	HR	S	P	ERA	WHIP								
<b>Andy Pettitte, L</b> (1,1) ERA: 5.46	7.0	W	27	5	1	1	5	1	0	0	0	0	0	73	116	1.29	0.857								
<b>Trevor Miller, L</b> (8,1) ERA: 4.58	0.1		2	1	0	0	0	0	0	0	0	0	0	5	7	0.00	3.000								
<b>Dan Wheeler, R</b> (8,1) ERA: 4.61	0.2		4	2	0	0	1	0	0	0	0	0	0	11	15	0.00	3.000								
<b>54 Brad Lidge, R</b> (9,1) ERA: 4.99	1.0		6	3	1	1	2	0	0	0	0	2	0	18	26	9.00	3.000								

Houston Astros @ Chicago Cubs  
Wrigley Field, Chicago, IL  
Tue Jun 13 2006, 7:05 PM CDT  
Att. 40,563 - Clear - 64 F

AB 38  
R 2  
H 11  
RBI 2  
BB 1  
SO 8  
LOB 19





Batter	1	2	3	4	5	6	7	8	9	AB	R	H	RBI	BB	SO	LOB	TOP										
<b>Craig Biggio, R</b> OBP: 0.352, SLG: 0.458 <b>54 Brad Lidge, R</b> (9, 1)	F7	1-2 3-H 1B		0-2 2-H 1B		G1-3			G5-3	5	0	2	2	0	0	0											
<b>Mike Lamb, L</b> OBP: 0.397, SLG: 0.535 (1, 5)	0-2 2 G6-4-3 1B	G4-3		0-1 SAFE SAFE F8			G6-3			4	0	1	0	0	0	3											
<b>2 Chris Burke, R</b> OBP: 0.369, SLG: 0.470 (1, 8) (9, 4)	1-1 G6-4-3		G4-3		1-2 16 17 S 1B 1B		P5			4	1	1	0	0	0	1											
<b>17 Lance Berkman, S</b> OBP: 0.390, SLG: 0.611 (1, 3)		0-0 16 2B G6-3 1B	G1-3		2-3 1-2 K		G4-3			4	1	1	0	0	1	1											
<b>16 Jason Lane, R</b> OBP: 0.354, SLG: 0.412 (1, 9)		0-0 1B 28 SH1-3 2B	G1-3		1-1 2-3 G1-3			K		4	1	2	0	0	1	1											
<b>Preston Wilson, R</b> OBP: 0.314, SLG: 0.403 (1, 7)		2-0 SAFE G6-3	G2-3		0-2 FC5-4 1B			K		4	0	1	2	0	1	2											
<b>Brad Ausmus, R</b> OBP: 0.360, SLG: 0.357 (1, 2)		0-2 44 1B 29 SH1-3 1B		0-1 P6		2-0 FC5-4 1-2 1B		G3		4	1	1	0	0	0	1											
<b>28 Adam Everett, R</b> OBP: 0.271, SLG: 0.296 (1, 6)		0-0 SH1-3		0-2 E5 44 CS		0-0 G5-3			P4	3	0	0	1	0	0	0											
<b>44 Roy Oswalt, R</b> OBP: 0.188, SLG: 0.187 Dan Wheeler, R Trever Miller, R Chad Qualls, R Orlando Palmeiro, L Willy Laveras, R		1-1 3-H 1B		1-1 2 1-2 1B 2B		1-1 G1-3			K	3	1	2	0	0	0	0											
<b>Inning Stats</b>	R: 0 E: 0 K: 0 S: 7	H: 1 LOB: 0 BB: 0 P: 9	R: 3 E: 0 K: 0 S: 14	H: 5 LOB: 2 BB: 0 P: 19	R: 0 E: 0 K: 0 S: 10	H: 1 LOB: 1 BB: 0 P: 14	R: 1 E: 1 K: 0 S: 13	H: 2 LOB: 1 BB: 0 P: 13	R: 1 E: 0 K: 0 S: 4	H: 0 LOB: 0 BB: 0 P: 5	R: 0 E: 0 K: 0 S: 6	H: 0 LOB: 0 BB: 0 P: 11	R: 0 E: 0 K: 2 S: 8	H: 0 LOB: 0 BB: 0 P: 15	R: 0 E: 0 K: 1 S: 6	H: 0 LOB: 0 BB: 0 P: 11	1B: 9 2B: 2 3B: 0 HR: 0	SF: 0 SAC: 1 DP: 1 HBP: 0	WP: 0 PA: 37 PB: 0 SB: 1 CS: 1								
<b>PITCHER</b>	IP	WLS	BF	H	R	ER	SO	BB	IBB	HBP	BLK	WP	HR	S	P	ERA	WHIP										
<b>Greg Maddux, R</b> ERA: 4.29	7.0	L	31	11	5	5	1	0	0	0	0	0	0	67	90	6.43	1.571										
<b>Bob Howry, R</b> ERA: 2.01	1.0		3	0	0	0	2	0	0	0	0	0	0	8	15	0.00	0.000										
<b>46 Ryan Dempster, R</b> ERA: 3.56	1.0		3	0	0	0	1	0	0	0	0	0	0	6	11	0.00	0.000										

Houston Astros @ Chicago Cubs  
Wrigley Field, Chicago, IL  
Wed Jun 14 2006, 7:05 PM CDT  
Att: 39,946 - Overcast - 62 F

AB	36
R	5
H	11
RBI	5
BB	0
SO	4
LOB	9



Batter	1	2	3	4	5	6	7	8	9	AB	R	H	RBI	BB	SO	LOB	BOTTOM										
<b>Juan Pierre, L</b> OBP: 0.283, SLG: 0.304 (1, 8)	L5		G4-3		2-2 1B		3-2 SAFE SAFE P4			4	0	1	0	0	0	1											
<b>Neftali Perez, S</b> OBP: 0.224, SLG: 0.292 <b>1 Tony Womack, L</b> OBP: 0.364, SLG: 0.390 (8, PH) (9, 4)	G5-3		P5		2-0 F9			4-2 1B BB		3	0	0	0	0	0	1											
<b>Michael Barrett, R</b> OBP: 0.372, SLG: 0.510 (1, 2)	L8			2-1 1B 16 1B 1B		0-2 FC6-4 1B		1-1 G6-4-3 1B		4	1	3	0	0	0	0											
<b>Phil Nevin, R</b> OBP: 0.314, SLG: 0.459 (1, 3)		1-1 16 1B SF7 2B		3-2 SAFE 16 1B 1B		1-1 FC6-4		1-0 G6-4-3 1B		4	1	3	1	0	0	1											
<b>16 Aramis Ramirez, R</b> OBP: 0.317, SLG: 0.456 (1, 5)		1-1 19 G4-6-3 1B		0-0 19 G6-4-3 1B		2-1 F9		0-1 G6-4-3		4	0	2	1	0	0	3											
<b>Jacque Jones, L</b> OBP: 0.321, SLG: 0.500 (1, 9)		0-1 SF7		0-3 K		1-3 K		2-3 K		3	0	0	1	0	3	4											
<b>19 Matt Murton, R</b> OBP: 0.339, SLG: 0.373 (1, 7)		3-H G4-6-3		1-0 G6-4-3		1-1 F9		2-3 K		4	0	0	0	0	1	3											
<b>5 Ronny Cedeno, R</b> OBP: 0.325, SLG: 0.405 (1, 6)			0-0 G6-3 3B		1-1 G4-3		1-0 F9		0-1 L4	4	1	1	0	0	0	0											
<b>Greg Maddux, R</b> OBP: 0.172, SLG: 0.179 <b>Freddie Bynum, L</b> OBP: 0.270, SLG: 0.400 <b>Bob Howry, L</b> OBP: 1.000, SLG: 1.000 <b>46 Ryan Dempster, R</b> (9, PH) <b>John Mabry, L</b> OBP: 0.296, SLG: 0.288 (9, PH)		1-0 G6-3		0-1 G6-3		0-1 G6-3		2-2 S 1B		3-3 K	2	0	0	1	0	0											
<b>Inning Stats</b>	R: 0 E: 0 K: 0 S: 7	H: 0 LOB: 0 BB: 0 P: 14	R: 1 E: 0 K: 0 S: 10	H: 2 LOB: 0 BB: 0 P: 15	R: 1 E: 0 K: 0 S: 8	H: 3 LOB: 1 BB: 0 P: 17	R: 0 E: 0 K: 1 S: 11	H: 1 LOB: 1 BB: 0 P: 15	R: 0 E: 0 K: 0 S: 9	H: 1 LOB: 1 BB: 0 P: 16	R: 1 E: 0 K: 1 S: 10	H: 2 LOB: 1 BB: 1 P: 18	R: 0 E: 0 K: 2 S: 9	H: 0 LOB: 0 BB: 0 P: 14	1B: 9 2B: 1 3B: 1 HR: 0	SF: 1 SAC: 0 DP: 3 HBP: 0	WP: 0 PA: 36 PB: 0 SB: 1 CS: 0										
<b>PITCHER</b>	IP	WLS	BF	H	R	ER	SO	BB	IBB	HBP	BLK	WP	HR	S	P	ERA	WHIP										
<b>44 Roy Oswalt, R</b> ERA: 3.21	6.0	W	24	8	3	3	2	0	0	0	0	0	0	6	10	0.00	1.500										
<b>Dan Wheeler, R</b> ERA: 4.5	0.2	H	3	1	0	0	0	0	0	0	0	0	0	3	6	0.00	0.000										
<b>Trever Miller, L</b> ERA: 4.5	0.1	H	1	0	0	0	0	0	0	0	0	0	0	3	6	0.00	0.000										
<b>Chad Qualls, R</b> ERA: 3.93	1.0	H	5	2	1	1	1	1	0	0	0	0	0	10	18	9.00	3.000										
<b>54 Brad Lidge, R</b> ERA: 4.53	1.0	S	3	0	0	0	2	0	0	0	0	0	0	9	14	0.00	0.000										

Houston Astros @ Chicago Cubs  
Wrigley Field, Chicago, IL  
Wed Jun 14 2006, 7:05 PM CDT  
Att: 39,946 - Overcast - 62 F

AB	34
R	4
H	11
RBI	4
BB	1
SO	5
LOB	13





Batter	1	2	3	4	5	6	7	8	9	AB	R	H	RBI	BB	SO	LOB	TOP					
Willy Taveras, R (1.8) OBP: 0.318, SLG: 0.311	0-1 F7		3-2 F7		1-0 G6-3		2-2 P4		1-0 2BB 1B	5	0	1	1	0	0	1						
Mike Lamb, L (1.5) OBP: 0.389, SLG: 0.517	1-1 G1-3		4-2 BB		1-1 F7		1-3 K		1-2 F8	4	0	0	0	1	1	2						
2 Chris Burke, R (1.4) OBP: 0.388, SLG: 0.476	4-1 BB		1-1 G6-3			0-1 17 FC5-4 1B		1-2 17 1B	3	1	2	0	2	0	1							
17 Lance Berkman, S (1.3) OBP: 0.386, SLG: 0.602	0-0 F9			1-0 F8		0-1 FC5-4 1B		3-1 1B	5	1	1	0	0	1	4							
16 Jason Lane, R (1.9) OBP: 0.346, SLG: 0.401		3-2 F8		0-0 F7		2-3 K		1-0 F8	5	0	0	0	0	1	5							
Preston Wilson, R (1.7) OBP: 0.317, SLG: 0.405		3-3 K		1-2 1B		1-0 1B		1-2 FC3 1B	4	0	2	0	0	1	2							
Brad Ausmus, R (1.2) OBP: 0.363, SLG: 0.360		3-2 1B		2-2 K		1-1 G4-3		2-0 1B	4	0	2	2	0	1	3							
28 Adam Everett, R (1.6) OBP: 0.271, SLG: 0.300		1-3 K		2-2 SH1-4 G6-3 2B		0-0 F8		0-2 F6	4	1	1	0	0	1	3							
64 Fernando Nieve, R (1.1) OBP: 0.245, SLG: 0.153			0-1 G3		0-0 SH1-4		1-0 HBP		1-3 K	1	0	0	0	0	0	0						
Trevor Miller, R (6.1) OBP: 0.342, SLG: 0.452										0	0	0	0	0	0	0						
Morgan Ensberg, R (7.1) OBP: 0.342, SLG: 0.452										0	0	0	0	0	0	0						
Dave Borkowski, R (7.1) OBP: 0.342, SLG: 0.452										0	0	0	0	0	0	0						
Orlando Palmeiro, L (8.1) OBP: 0.342, SLG: 0.452										0	0	0	0	0	0	0						
Chad Qualls, R (8.1) OBP: 0.342, SLG: 0.452										0	0	0	0	0	0	0						
54 Brad Lidge, R (9.1) OBP: 0.342, SLG: 0.452										0	0	0	0	0	0	0						
<b>Inning Stats</b>	R: 0 E: 0 K: 0 S: 6	H: 0 LOB: 1 BB: 1 P: 11	R: 0 E: 0 K: 2 S: 13	H: 1 LOB: 1 BB: 0 P: 23	R: 0 E: 0 K: 0 S: 14	H: 0 LOB: 1 BB: 1 P: 22	R: 0 E: 0 K: 1 S: 8	H: 1 LOB: 1 BB: 0 P: 12	R: 1 E: 0 K: 0 S: 7	H: 1 LOB: 0 BB: 0 P: 11	R: 0 E: 0 K: 1 S: 10	H: 2 LOB: 2 BB: 0 P: 14	R: 0 E: 0 K: 1 S: 10	H: 0 LOB: 1 BB: 0 P: 14	R: 2 E: 1 K: 1 S: 20	H: 3 LOB: 2 BB: 0 P: 29	R: 0 E: 0 K: 1 S: 14	H: 1 LOB: 2 BB: 1 P: 22	1B: 8 2B: 1 3B: 0 HR: 0	SF: 0 SAC: 1 DP: 0 HBP: 1	WP: 0 PB: 0 SB: 0 CS: 0	PA: 41
<b>PITCHER</b>	IP	WLS	BF	H	R	ER	SO	BB	IBB	HBP	BLK	WP	HR	S	P	ERA	WHIP					
38 Carlos Zambrano, R (1.1) ERA: 2.82	7.0		29	5	1	1	5	2	0	1	0	0	0	68	107	1.29	1.000					
Bob Howry, R (8.1) ERA: 2.23	1.0	L	7	3	2	1	1	0	0	0	0	0	0	20	29	9.00	3.000					
47 Scott Eyre, L (9.1) ERA: 2.45	0.2		4	1	0	0	1	1	0	0	0	0	0	13	21	0.00	3.000					
44 Roberto Novoa, R (9.1) ERA: 4.5	0.1		1	0	0	0	0	0	0	0	0	0	0	1	1	0.00	0.000					

Houston Astros @ Chicago Cubs  
Wrigley Field, Chicago, IL  
Thu Jun 15 2006, 1:20 PM CDT  
Att. 40,236 - Overcast - 77 F

AB	36
R	3
H	9
RBI	3
BB	3
SO	7
LOB	23



Batter	1	2	3	4	5	6	7	8	9	AB	R	H	RBI	BB	SO	LOB	BOTTOM					
Juan Pierre, L (1.8) OBP: 0.290, SLG: 0.308	0-0 SH1-3 SF8 1B		1-0 F9 1B		0-0 FC3-6 1B		4-0 1B		3	1	2	0	1	0	1							
1 Tony Womack, L (1.4) OBP: 0.348, SLG: 0.371	2-0 SH1-3		2-2 F9		3-2 G4-3		2-1 G6-3		3	0	0	0	0	0	4							
Michael Barrett, R (1.2) OBP: 0.370, SLG: 0.508	2-2 SF8		1-0 G4-3		1-0 G5-3		2-1 G4-6-3 1B		3	0	1	1	0	0	1							
Todd Walker, L (1.3) OBP: 0.369, SLG: 0.393	0-2 1B		2-2 F9		1-2 2B		2-0 G4-6-3		4	0	2	0	0	0	2							
16 Aramis Ramirez, R (1.5) OBP: 0.312, SLG: 0.448	3-1 G5-3		1-1 P6		0-1 G5-3		0-1 G5-3		4	0	0	0	0	0	2							
Jacque Jones, L (1.9) OBP: 0.320, SLG: 0.510		1-0 HR	1-0 F7		1-0 L7		0-3 K		4	1	1	1	0	1	1							
Freddie Bynum, L (1.7) OBP: 0.269, SLG: 0.422		0-2 G4-3	3-1 L9		3-2 3B		0-3 K		4	0	1	0	0	1	0							
5 Ronny Cedeno, R (1.6) OBP: 0.321, SLG: 0.400		0-2 P4	3-2 F7		1-2 G4-3		2-2 G4-3		3	0	0	0	0	0	1							
John Mabry, L (9.1) OBP: 0.295, SLG: 0.284									1	0	0	0	0	0	0							
38 Carlos Zambrano, S (1.1) OBP: 0.129, SLG: 0.207		1-0 G4-3		0-0 FC3-6 1B		1-2 G4-3			2	0	1	0	0	0	0							
Phil Nevin, R (7.1) OBP: 0.313, SLG: 0.456									1	0	0	0	0	0	1							
Bob Howry, R (8.1) OBP: 1.000, SLG: 1.000									0	0	0	0	0	0	0							
47 Scott Eyre, L (9.1) OBP: 0.333, SLG: 0.667									0	0	0	0	0	0	0							
<b>Inning Stats</b>	R: 1 E: 0 K: 0 S: 11	H: 2 LOB: 1 BB: 0 P: 17	R: 1 E: 0 K: 0 S: 9	H: 1 LOB: 0 BB: 0 P: 11	R: 0 E: 0 K: 0 S: 11	H: 1 LOB: 1 BB: 0 P: 16	R: 0 E: 0 K: 0 S: 5	H: 0 LOB: 0 BB: 0 P: 10	R: 0 E: 0 K: 0 S: 19	H: 1 LOB: 1 BB: 0 P: 25	R: 0 E: 0 K: 0 S: 11	H: 1 LOB: 1 BB: 1 P: 15	R: 0 E: 0 K: 0 S: 11	H: 1 LOB: 2 BB: 0 P: 22	R: 0 E: 0 K: 2 S: 5	H: 1 LOB: 0 BB: 0 P: 9	R: 0 E: 0 K: 2 S: 9	H: 0 LOB: 0 BB: 0 P: 11	1B: 5 2B: 1 3B: 1 HR: 1	SF: 1 SAC: 1 DP: 1 HBP: 0	WP: 0 PB: 0 SB: 4 CS: 0	PA: 35
<b>PITCHER</b>	IP	WLS	BF	H	R	ER	SO	BB	IBB	HBP	BLK	WP	HR	S	P	ERA	WHIP					
64 Fernando Nieve, R (1.1) ERA: 4.71	5.2		23	6	2	2	0	0	0	0	0	0	0	5	7	0.00	0.000					
Trevor Miller, L (6.1) ERA: 4.42	0.1		1	0	0	0	0	0	0	0	0	0	0	5	7	0.00	0.000					
Dave Borkowski, R (7.1) ERA: 3.82	1.0	W	5	1	0	0	0	1	0	0	0	0	0	11	22	0.00	2.000					
Chad Qualls, R (8.1) ERA: 3.82	1.0	H	3	1	0	0	0	0	0	0	0	0	0	5	9	0.00	1.000					
54 Brad Lidge, R (9.1) ERA: 4.69	1.0	S	3	0	0	0	2	0	0	0	0	0	0	9	11	0.00	0.000					

Houston Astros @ Chicago Cubs  
Wrigley Field, Chicago, IL  
Thu Jun 15 2006, 1:20 PM CDT  
Att. 40,236 - Overcast - 77 F

AB	32
R	2
H	8
RBI	2
BB	1
SO	2
LOB	13





Batter	1	2	3	4	5	6	7	8	9	AB	R	H	RBI	BB	SO	LOB	TOP					
28 Curtis Granderson, L (1.8) OBP: 0.386, SLG: 0.478	3-2 14 2B SF8	0-0 2H 3B			4-1 14 1B BLK BB	4-2 BB			0-2 L9	3	2	2	1	2	0	0						
14 Placido Polanco, R (1.4) OBP: 0.308, SLG: 0.358	2-2 SF8 30 1B 2B	0-3 K			1-2 SAFE 30 G5-3 1B 1-H	1-2 L7			4-2 13 1B BB	4	1	2	1	1	1	3						
Ivan Rodriguez, R (1.2) 13 Vance Wilson, R (9. PH) OBP: 0.322, SLG: 0.404	0-0 SF8		1-3 K		0-0 30 G5-3 1B			3-3 K	1-2 SAFE 30 FC6-4 1B	3	0	1	1	0	2	0						
30 Magglio Ordonez, R (1.9) OBP: 0.354, SLG: 0.506	2-3 3-H 2-2 9 CS 1B		0-0 F9		1-0 G5-3			2-3 K	1-0 FC6-4	5	0	1	1	0	1	4						
9 Carlos Guillen, S (1.6) OBP: 0.364, SLG: 0.461	3-3 K		3-3 K		0-3 K			2-1 F7		4	0	0	0	0	3	3						
33 Marcus Thames, R (1.7) OBP: 0.379, SLG: 0.664 Jamie Walker, L (8.1)		1-1 HR			0-3 K			3-2 F9		4	1	1	1	0	1	2						
54 Joel Zumaya, R (8.1)										0	0	0	0	0	0	0						
59 Todd Jones, L (9.1)										0	0	0	0	0	0	0						
31 Chris Shelton, R (1.3) OBP: 0.348, SLG: 0.513		3-2 28 3B 2B			4-1 15 PB BB			3-2 L9	3-3 K	3	1	1	0	1	1	0						
15 Brandon Inge, R (1.5) OBP: 0.282, SLG: 0.457		3-2 P4			2-3 K			3-2 L9	2-0 P4	4	0	1	0	0	1	2						
29 Nate Robertson, R (1.1)		3-3 K2-3			1-2 F8			0-0 L8		3	0	0	0	0	1	3						
Alexis Gomez, L (8.7) OBP: 0.281, SLG: 0.315									0-2 G6-3	1	0	0	0	0	0	0						
<b>Inning Stats</b>	R: 2 E: 0 K: 1 S: 20	H: 3 LOB: 1 BB: 0 P: 30	R: 2 E: 0 K: 2 S: 17	H: 3 LOB: 1 BB: 0 P: 27	R: 0 E: 0 K: 2 S: 7	H: 0 LOB: 1 BB: 1 P: 11	R: 0 E: 0 K: 2 S: 16	H: 0 LOB: 1 BB: 1 P: 23	R: 1 E: 0 K: 1 S: 13	H: 2 LOB: 2 BB: 1 P: 19	R: 0 E: 0 K: 2 S: 9	H: 0 LOB: 0 BB: 0 P: 16	R: 0 E: 0 K: 1 S: 10	H: 0 LOB: 0 BB: 0 P: 18	R: 0 E: 0 K: 0 S: 15	H: 1 LOB: 2 BB: 1 P: 21	1B: 4 2B: 5 3B: 1 HR: 1	SF: 1 SAC: 0 DP: 1 HBP: 0	WP: 0 PB: 1 SB: 0 CS: 1	PA: 40		
<b>PITCHER</b>	IP WLS BF H R ER SO BB IBB HBP BLK WP HR S P ERA WHIP	IP WLS BF H R ER SO BB IBB HBP BLK WP HR S P ERA WHIP	IP WLS BF H R ER SO BB IBB HBP BLK WP HR S P ERA WHIP	IP WLS BF H R ER SO BB IBB HBP BLK WP HR S P ERA WHIP	IP WLS BF H R ER SO BB IBB HBP BLK WP HR S P ERA WHIP	IP WLS BF H R ER SO BB IBB HBP BLK WP HR S P ERA WHIP	IP WLS BF H R ER SO BB IBB HBP BLK WP HR S P ERA WHIP	IP WLS BF H R ER SO BB IBB HBP BLK WP HR S P ERA WHIP	IP WLS BF H R ER SO BB IBB HBP BLK WP HR S P ERA WHIP	IP WLS BF H R ER SO BB IBB HBP BLK WP HR S P ERA WHIP	IP WLS BF H R ER SO BB IBB HBP BLK WP HR S P ERA WHIP	IP WLS BF H R ER SO BB IBB HBP BLK WP HR S P ERA WHIP	IP WLS BF H R ER SO BB IBB HBP BLK WP HR S P ERA WHIP	IP WLS BF H R ER SO BB IBB HBP BLK WP HR S P ERA WHIP	IP WLS BF H R ER SO BB IBB HBP BLK WP HR S P ERA WHIP	IP WLS BF H R ER SO BB IBB HBP BLK WP HR S P ERA WHIP	IP WLS BF H R ER SO BB IBB HBP BLK WP HR S P ERA WHIP	IP WLS BF H R ER SO BB IBB HBP BLK WP HR S P ERA WHIP	IP WLS BF H R ER SO BB IBB HBP BLK WP HR S P ERA WHIP	IP WLS BF H R ER SO BB IBB HBP BLK WP HR S P ERA WHIP	IP WLS BF H R ER SO BB IBB HBP BLK WP HR S P ERA WHIP	IP WLS BF H R ER SO BB IBB HBP BLK WP HR S P ERA WHIP
Glendon Rusch, L (1.1) ERA: 7.8	1.2 L	10 6	4 4	4 2	0 0	0 0	0 0	0 0	0 0	0 0	1 34	54 21.60	3.600 1.69	1.125 0.00	0.000 0.00	0.000 0.00						
37 Angel Guzman, R (2.1) ERA: 5.89	5.1 22	3 1	1 1	8 3	0 0	0 0	0 0	0 0	0 0	0 0	61 96	1.86 0.00	0.000 0.000	0.000 0.000	0.000 0.000	0.000 0.000						
David Aardsma, R (8.1) ERA: 6.59	1.0 3	0 0	0 0	1 8	0 0	0 0	0 0	0 0	0 0	0 0	10 18	0.00 0.00	3.000 0.000	0.000 0.000	0.000 0.000	0.000 0.000						
13 Will Ohman, L (9.1) ERA: 5.02	0.2 4	1 0	0 0	0 0	1 0	0 0	0 0	0 0	0 0	0 0	14 19	0.00 0.00	3.000 0.000	0.000 0.000	0.000 0.000	0.000 0.000						
44 Roberto Novoa, R (9.1) ERA: 4.45	0.1 1	0 0	0 0	0 0	0 0	0 0	0 0	0 0	0 0	0 0	1 2	0.00 0.00	0.000 0.000	0.000 0.000	0.000 0.000	0.000 0.000						
<b>Batter</b>	<b>1</b>	<b>2</b>	<b>3</b>	<b>4</b>	<b>5</b>	<b>6</b>	<b>7</b>	<b>8</b>	<b>9</b>	<b>AB</b>	<b>R</b>	<b>H</b>	<b>RBI</b>	<b>BB</b>	<b>SO</b>	<b>LOB</b>	<b>BOTTOM</b>					
Juan Pierre, L (1.8) OBP: 0.289, SLG: 0.304	1-1 16 F9 E HBP	0-1 G1-3			2-1 G4-3				1-1 G4-3	3	0	0	0	0	0	2						
Todd Walker, L (1.4) OBP: 0.387, SLG: 0.390	1-2 SAFE F7		0-1 1B		2-2 K			3-2 F7		4	0	1	0	0	1	1						
16 Aramis Ramirez, R (1.5) OBP: 0.311, SLG: 0.457	3-2 F9		1-2 P4		2-2 P3			1-0 HR		4	1	1	1	0	0	2						
Phil Nevin, R (1.3) OBP: 0.316, SLG: 0.452	4-1 BB		0-0 F9		4-1 G6-4-3 BB			0-0 G5-3		2	0	0	0	2	0	1						
19 Matt Murton, R (1.7) OBP: 0.333, SLG: 0.366	1-2 F9		2-0 G1-3		0-0 P4			1-3 K		4	0	0	0	0	1	4						
44 Roberto Novoa, R (9.1) OBP: 0.333, SLG: 0.667										0	0	0	0	0	0	0						
Jacque Jones, L (1.9) OBP: 0.318, SLG: 0.510		1-1 5 G4-3 24 1B 2B			2-1 G3			1-1 G6-4-3		4	1	1	0	0	1	1						
5 Ronny Cedeno, R (1.6) OBP: 0.316, SLG: 0.393		1-2 G4-3			1-0 L6			2-0 F7		4	0	0	0	0	0	1						
24 Henry Blanco, R (1.2) OBP: 0.250, SLG: 0.269		1-2 37 SH2-4 1B			3-2 HR			1-2 1B		4	1	3	2	0	0	0						
Glendon Rusch, L (1.1) ERA: 7.8 37 Angel Guzman, R (2.1) ERA: 5.89 Freddie Benoit, R (7. PH) OBP: 0.286, SLG: 0.415 David Aardsma, R (8.1) ERA: 6.59 13 Will Ohman, L (9.1) ERA: 5.02 John Mabry, R (9.7) OBP: 0.253, SLG: 0.294		3-3 SH2-4			1-2 G4-3			1-3 K		0	0	0	0	0	0	0						
<b>Inning Stats</b>	R: 0 E: 1 K: 0 S: 12	H: 0 LOB: 2 BB: 1 P: 22	R: 1 E: 0 K: 0 S: 11	H: 2 LOB: 1 BB: 0 P: 14	R: 0 E: 0 K: 0 S: 7	H: 1 LOB: 1 BB: 0 P: 10	R: 1 E: 0 K: 0 S: 12	H: 1 LOB: 0 BB: 0 P: 19	R: 0 E: 0 K: 1 S: 4	H: 0 LOB: 0 BB: 1 P: 9	R: 0 E: 0 K: 1 S: 11	H: 1 LOB: 1 BB: 0 P: 16	R: 1 E: 0 K: 1 S: 10	H: 1 LOB: 0 BB: 0 P: 15	R: 0 E: 0 K: 1 S: 12	H: 0 LOB: 0 BB: 0 P: 15	1B: 3 2B: 1 3B: 0 HR: 2	SF: 0 SAC: 1 DP: 1 HBP: 1	WP: 0 PB: 0 SB: 0 CS: 0	PA: 35		
<b>PITCHER</b>	IP WLS BF H R ER SO BB IBB HBP BLK WP HR S P ERA WHIP	IP WLS BF H R ER SO BB IBB HBP BLK WP HR S P ERA WHIP	IP WLS BF H R ER SO BB IBB HBP BLK WP HR S P ERA WHIP	IP WLS BF H R ER SO BB IBB HBP BLK WP HR S P ERA WHIP	IP WLS BF H R ER SO BB IBB HBP BLK WP HR S P ERA WHIP	IP WLS BF H R ER SO BB IBB HBP BLK WP HR S P ERA WHIP	IP WLS BF H R ER SO BB IBB HBP BLK WP HR S P ERA WHIP	IP WLS BF H R ER SO BB IBB HBP BLK WP HR S P ERA WHIP	IP WLS BF H R ER SO BB IBB HBP BLK WP HR S P ERA WHIP	IP WLS BF H R ER SO BB IBB HBP BLK WP HR S P ERA WHIP	IP WLS BF H R ER SO BB IBB HBP BLK WP HR S P ERA WHIP	IP WLS BF H R ER SO BB IBB HBP BLK WP HR S P ERA WHIP	IP WLS BF H R ER SO BB IBB HBP BLK WP HR S P ERA WHIP	IP WLS BF H R ER SO BB IBB HBP BLK WP HR S P ERA WHIP	IP WLS BF H R ER SO BB IBB HBP BLK WP HR S P ERA WHIP	IP WLS BF H R ER SO BB IBB HBP BLK WP HR S P ERA WHIP	IP WLS BF H R ER SO BB IBB HBP BLK WP HR S P ERA WHIP	IP WLS BF H R ER SO BB IBB HBP BLK WP HR S P ERA WHIP	IP WLS BF H R ER SO BB IBB HBP BLK WP HR S P ERA WHIP	IP WLS BF H R ER SO BB IBB HBP BLK WP HR S P ERA WHIP	IP WLS BF H R ER SO BB IBB HBP BLK WP HR S P ERA WHIP	IP WLS BF H R ER SO BB IBB HBP BLK WP HR S P ERA WHIP
29 Nate Robertson, L (1.1) ERA: 3.43	7.0 W	28 5	2 2	2 2	2 2	2 2	2 2	2 2	2 2	2	0	0	0	0	0	0						
Jamie Walker, L (8.1) ERA: 9.92	0.1 H	1 0	0 0	0 0	0 0	0 0	0 0	0 0	0 0	0	0	5	8	0.00	0.000							
54 Joel Zumaya, R (8.1) ERA: 2.34	0.2 H	3 1	1 1	1 1	0 0	0 0	0 0	0 0	0 0	1	5	7	13.50	1.500								
59 Todd Jones, R (9.1) ERA: 7.0	1.0 S	3 0	0 0	0 0	1 0	0 0	0 0	0 0	0 0	0	0	12	15	0.00	0.000							

Detroit Tigers @ Chicago Cubs  
Wrigley Field, Chicago, IL  
Fri Jun 16 2006, 1:20 PM CDT  
Att: 40,683 - Sunny - 84 F

AB 35  
R 5  
H 10  
RBI 5  
BB 4  
SO 11  
LOB 17



Detroit Tigers @ Chicago Cubs  
Wrigley Field, Chicago, IL  
Fri Jun 16 2006, 1:20 PM CDT  
Att: 40,683 - Sunny - 84 F

AB 31  
R 3  
H 6  
RBI 3  
BB 2  
SO 4  
LOB 13













Batter	1	2	3	4	5	6	7	8	9	AB	R	H	RBI	BB	SO	LOB	TOP					
Juan Pierre, L OBP: 0.295, SLG: 0.313	F7		SF8 3B	F8		CS 1B		F7		5	1	2	3	0	0	1						
Todd Walker, L OBP: 0.384, SLG: 0.389	L4		SF8		FC1-6 BB	CS	HR			3	1	2	2	1	0	0						
16 Aramis Ramirez, R OBP: 0.317, SLG: 0.474			F9		FC1-6		P5	G6-3		5	0	1	0	0	0	3						
Phil Nevin, R OBP: 0.316, SLG: 0.471 1 Tony Womack, L OBP: 0.333, SLG: 0.343	K		K		F8		HR		F7	4	1	1	2	0	2	2						
Jacque Jones, L OBP: 0.322, SLG: 0.514				G4-3	L6		G4-3		G4-3	5	1	1	1	0	0	1						
John Mabry, L OBP: 0.306, SLG: 0.296		P2			24 HR BB		G4-3		F9	4	2	1	0	1	0	0						
5 Ronny Cedeno, R OBP: 0.314, SLG: 0.392		K		E5 1B		1B				4	2	2	0	0	1	1						
Freddie Bynum, L OBP: 0.288, SLG: 0.429		F8			24 HR 1B		1B			4	1	3	0	0	0	0						
24 Henry Blanco, R OBP: 0.296, SLG: 0.413						F6				4	3	3	4	0	0	3						
<b>Inning Stats</b>	R: 0 E: 0 K: 1 S: 10	H: 1 LOB: 1 BB: 0 P: 16	R: 1 E: 0 K: 1 S: 7	H: 1 LOB: 0 BB: 0 P: 9	R: 2 E: 0 K: 1 S: 10	H: 2 LOB: 0 BB: 0 P: 14	R: 3 E: 1 K: 0 S: 12	H: 2 LOB: 0 BB: 1 P: 20	R: 0 E: 0 K: 0 S: 16	H: 0 LOB: 1 BB: 1 P: 24	R: 2 E: 0 K: 0 S: 9	H: 4 LOB: 0 BB: 0 P: 13	R: 2 E: 0 K: 0 S: 16	H: 2 LOB: 0 BB: 0 P: 24	R: 2 E: 0 K: 0 S: 15	H: 4 LOB: 1 BB: 0 P: 24	R: 0 E: 0 K: 0 S: 6	H: 0 LOB: 0 BB: 0 P: 10	1B: 10 2B: 2 3B: 1 HR: 3	SF: 1 SAC: 0 DP: 0 HBP: 0	WP: 0 PB: 0 SB: 0 CS: 1	PA: 43
<b>PITCHER</b>	IP	WLS	BF	H	R	ER	SO	BB	IBB	HBP	BLK	WP	HR	S	P	ERA	WHIP					
Jason Johnson, R ERA: 5.98	5.0	L	23	6	6	3	3	2	0	0	0	0	2	55	83	5.40	1.600					
Fernando Cabrera, R ERA: 6.56	1.0		5	4	2	2	0	0	0	0	0	0	0	9	13	18.00	4.000					
Jeremy Guthrie, R ERA: 6.59	2.0		11	6	4	4	0	0	0	0	0	0	1	31	48	18.00	3.000					
Guillermo Mota, R ERA: 7.24	1.0		3	0	0	0	0	0	0	0	0	0	0	6	10	0.00	0.000					

Chicago Cubs @ Cleveland Indians  
Jacobs Field, Cleveland, OH  
Mon Jun 19 2006, 7:05 PM EDT  
Att: 26,769 - Cloudy - 70 F

AB	39
R	12
H	16
RBI	12
BB	2
SO	3
LOB	11



Batter	1	2	3	4	5	6	7	8	9	AB	R	H	RBI	BB	SO	LOB	BOTTOM					
24 Grady Sizemore, L OBP: 0.367, SLG: 0.524	G3		G4-3	K		K			WP 1B 2B	5	1	1	0	0	2	2						
Eduardo Perez, R OBP: 0.343, SLG: 0.636 Todd Hollandsworth, L OBP: 0.232, SLG: 0.403			HR		G6-3		G6-3		48 F9 41 1B 2 BB 2H	3	1	2	1	0	0	0						
2 Johnny Peralla, R OBP: 0.334, SLG: 0.382		K	48 HR BB		HR				BB 41 1B SF9 BB	2	3	1	1	3	1	1						
48 Travis Hafner, L OBP: 0.450, SLG: 0.614	G3		HR		L9		K		F9	5	1	1	2	0	1	4						
41 Victor Martinez, S OBP: 0.360, SLG: 0.480		G4-3	BB				G5-3		BB 1B 1B	4	1	2	1	1	0	1						
Ronnie Belliard, R OBP: 0.331, SLG: 0.388		G3	F9		G5-3				38 FC5 1B BB	4	0	2	0	1	0	2						
Ben Broussard, L OBP: 0.380, SLG: 0.525	G3				F9		FC5-4 1B		SF9	4	0	1	1	0	1	2						
Aaron Boone, R OBP: 0.319, SLG: 0.371 Ramón Vázquez, L OBP: 0.205, SLG: 0.167		L7			P3		FC5-4		K	3	0	0	0	0	0	2						
38 Franklin Gutierrez, R OBP: 0.188, SLG: 0.188			F9				G5-3		F8	5	0	1	0	0	0	4						
<b>Inning Stats</b>	R: 0 E: 0 K: 1 S: 8	H: 1 LOB: 1 BB: 0 P: 14	R: 0 E: 0 K: 0 S: 13	H: 1 LOB: 0 BB: 0 P: 21	R: 3 E: 0 K: 0 S: 12	H: 2 LOB: 1 BB: 2 P: 31	R: 0 E: 0 K: 1 S: 7	H: 1 LOB: 1 BB: 0 P: 11	R: 1 E: 0 K: 0 S: 9	H: 2 LOB: 1 BB: 0 P: 14	R: 0 E: 1 K: 1 S: 11	H: 1 LOB: 1 BB: 0 P: 16	R: 0 E: 0 K: 1 S: 10	H: 0 LOB: 1 BB: 1 P: 23	R: 0 E: 0 K: 2 S: 13	H: 1 LOB: 1 BB: 0 P: 18	R: 4 E: 0 K: 0 S: 20	H: 4 LOB: 2 BB: 2 P: 35	1B: 7 2B: 3 3B: 0 HR: 3	SF: 1 SAC: 0 DP: 0 HBP: 0	WP: 1 PB: 0 SB: 0 CS: 0	PA: 45
<b>PITCHER</b>	IP	WLS	BF	H	R	ER	SO	BB	IBB	HBP	BLK	WP	HR	S	P	ERA	WHIP					
45 Sean Marshall, L ERA: 4.97	5.0		24	7	4	4	2	2	0	0	0	0	0	15	27	0.00	1.500					
David Aardsma, R ERA: 6.89	1.1		6	1	0	0	1	1	0	0	0	0	0	6	12	0.00	0.000					
47 Scott Eyre, L ERA: 2.36	0.2		2	0	0	0	1	0	0	0	0	0	0	6	12	0.00	0.000					
Bob Howry, R ERA: 2.51	1.0		4	1	0	0	2	0	0	0	0	0	0	13	18	0.00	1.000					
46 Ryan Dempster, R ERA: 4.45	1.0		9	4	4	4	0	2	0	0	0	1	0	20	35	36.00	6.000					

Chicago Cubs @ Cleveland Indians  
Jacobs Field, Cleveland, OH  
Mon Jun 19 2006, 7:05 PM EDT  
Att: 26,769 - Cloudy - 70 F

AB	39
R	8
H	13
RBI	8
BB	5
SO	6
LOB	19





Batter	1	2	3	4	5	6	7	8	9	AB	R	H	RBI	BB	SO	LOB	TOP										
Juan Pierre, L (1, 8) OBP: 0.292, SLG: 0.308	G6-3		F8		P4		F9			4	0	0	0	0	0	2	<b>Chicago Cubs @ Cleveland Indians</b> Jacobs Field, Cleveland, OH Tue Jun 20 2006, 7:05 PM EDT Att: 25,049 - Partly Cloudy - 71 F										
Todd Walker, L (1, 10) OBP: 0.359, SLG: 0.383	F9		G4-3			P5		K	4	0	0	0	0	1	0												
16 Aramis Ramirez, R (1, 5) OBP: 0.320, SLG: 0.484	K			BB		HR		F7	3	1	1	1	1	1	0												
Phil Nevin, R (1, 3) OBP: 0.315, SLG: 0.464		K		L5		F9			3	0	0	0	1	1	1												
19 Matt Murton, R (1, 7) OBP: 0.331, SLG: 0.358		S E BB		F8				BB	3	1	1	0	1	1	2												
5 Ronny Cedeno, R (1, 6) OBP: 0.309, SLG: 0.386	P4			F8		F9			4	0	0	0	0	0	3												
Jacque Jones, L (1, 9) OBP: 0.329, SLG: 0.522	E4 1H 1B				24 2B 1B		F8		4	0	3	0	0	0	0												
Neffi Perez, S (1, 4) OBP: 0.225, SLG: 0.290 John Mabry, L (9, PH) OBP: 0.204, SLG: 0.293	F7				F8			F7	3	0	1	0	0	0	2												
24 Henry Blanco, R (1, 2) OBP: 0.293, SLG: 0.418			P3		1H 2B		F9		1	0	0	0	0	0	2												
<b>Inning Stats</b>	R: 0 E: 0 K: 1 S: 7	H: 0 LOB: 0 BB: 0 P: 14	R: 1 E: 1 K: 1 S: 12	H: 1 LOB: 1 BB: 1 P: 19	R: 0 E: 0 K: 0 S: 5	H: 0 LOB: 0 BB: 0 P: 8	R: 0 E: 0 K: 0 S: 7	H: 0 LOB: 1 BB: 1 P: 13	R: 0 E: 0 K: 0 S: 11	H: 2 LOB: 1 BB: 0 P: 16	R: 1 E: 0 K: 0 S: 10	H: 2 LOB: 1 BB: 0 P: 16	R: 0 E: 0 K: 0 S: 9	H: 1 LOB: 1 BB: 0 P: 14	R: 0 E: 0 K: 2 S: 10	H: 0 LOB: 1 BB: 1 P: 19		R: 0 E: 0 K: 0 S: 7	H: 1 LOB: 1 BB: 0 P: 11	1B: 4 2B: 2 3B: 0 HR: 1	SF: 0 SAC: 0 DP: 0 HBP: 0	WP: 0 PB: 0 SB: 1 CS: 0	PA: 36				
<b>PITCHER</b>	IP	WLS	BF	H	R	ER	SO	BB	IBB	HBP	BLK	WP	HR	S	P	ERA	WHIP										
31 Cliff Lee, L (1, 1) ERA: 4.71	7.2	W	31	6	2	1	3	3	0	0	0	0	1	68	113	1.17	1.174										
55 Roberto Hernandez, R (8, 1) ERA: 4.88	0.1	H	1	0	0	0	1	0	0	0	0	0	0	3	6	0.00	0.000										
Bob Wickman, R (9, 1) ERA: 9.48	1.0	S	4	1	0	0	0	0	0	0	0	0	0	7	11	0.00	1.000										

AB 33  
R 2  
H 7  
RBI 1  
BB 3  
SO 4  
LOB 13



Batter	1	2	3	4	5	6	7	8	9	AB	R	H	RBI	BB	SO	LOB	BOTTOM										
24 Grady Sizemore, L (1, 8) OBP: 0.369, SLG: 0.534	S 1B 1B				HR		F8			4	2	2	1	0	1	0	<b>Chicago Cubs @ Cleveland Indians</b> Jacobs Field, Cleveland, OH Tue Jun 20 2006, 7:05 PM EDT Att: 25,049 - Partly Cloudy - 71 F										
Todd Hollandsworth, L (1, 7) OBP: 0.233, SLG: 0.304	41 1B 1B		G4-3		G4-3		P6		4	1	1	1	0	0	0												
2 Jhonny Peralta, R (1, 6) OBP: 0.337, SLG: 0.385	41 1B 2B BB		G6-3		2B			P3	3	1	1	0	1	0	0												
48 Travis Hafner, L (1, 10) OBP: 0.447, SLG: 0.608	F7		F8		G6-3			41 G6-4-3 1B	4	0	1	0	0	0	3												
41 Victor Martinez, S (1, 2) OBP: 0.359, SLG: 0.476	2B 1B		L7				K	41 G6-4-3 1B	4	0	1	1	0	1	1												
Ben Broussard, L (1, 3) OBP: 0.374, SLG: 0.516	F8			G4-3		L4			3	0	0	0	0	0	2												
Ronnie Belliard, R (1, 4) OBP: 0.335, SLG: 0.395	1B 2B		K				1B		3	0	2	1	0	1	0												
Ramón Vázquez, L (1, 5) OBP: 0.190, SLG: 0.154	K		F7			G1-3			3	0	0	0	0	1	3												
38 Franklin Gutierrez, R (1, 9) OBP: 0.158, SLG: 0.158	G6-3				G6-3		G5-3		3	0	0	0	0	0	0												
<b>Inning Stats</b>	R: 3 E: 0 K: 1 S: 20	H: 4 LOB: 2 BB: 1 P: 36	R: 0 E: 0 K: 1 S: 6	H: 0 LOB: 0 BB: 0 P: 8	R: 0 E: 0 K: 0 S: 8	H: 0 LOB: 0 BB: 0 P: 10	R: 0 E: 0 K: 1 S: 8	H: 0 LOB: 0 BB: 0 P: 10	R: 1 E: 0 K: 0 S: 14	H: 2 LOB: 1 BB: 0 P: 16	R: 0 E: 0 K: 1 S: 6	H: 1 LOB: 1 BB: 0 P: 10	R: 0 E: 0 K: 0 S: 8	H: 0 LOB: 0 BB: 0 P: 13	R: 0 E: 0 K: 0 S: 6	H: 1 LOB: 0 BB: 0 P: 7		1B: 5 2B: 2 3B: 0 HR: 1	SF: 0 SAC: 0 DP: 1 HBP: 0	WP: 0 PB: 0 SB: 1 CS: 0	PA: 32						
<b>PITCHER</b>	IP	WLS	BF	H	R	ER	SO	BB	IBB	HBP	BLK	WP	HR	S	P	ERA	WHIP										
Greg Maddux, R (1, 1) ERA: 4.34	7.1	L	30	7	4	4	4	1	0	0	0	0	0	73	107	4.91	1.091										
47 Scott Eyre, L (8, 1) ERA: 2.31	0.2		2	1	0	0	0	0	0	0	0	0	0	3	3	0.00	1.500										

AB 31  
R 4  
H 8  
RBI 4  
BB 1  
SO 4  
LOB 9





Batter	1	2	3	4	5	6	7	8	9	AB	R	H	RBI	BB	SO	LOB	TOP
Juan Pierre, L (1, 8) OBP: 0.290, SLG: 0.306	F8	K	2B 16 SF8 1B		F9		F7			5	1	1	1	0	1	3	<b>Chicago Cubs @ Cleveland Indians</b> Jacobs Field, Cleveland, OH Wed Jun 21 2006, 7:05 PM EDT Att: 27,182 - Cloudy - 74 F
Neft Perez, S (1, 4) OBP: 0.241, SLG: 0.320	16 1B				G4-3					4	2	3	2	0	0	1	
16 Aramis Ramirez, R (1, 5) OBP: 0.323, SLG: 0.486	19 BB 1B						G4-3			3	1	2	2	0	0	0	
Phil Nevin, R (1, 3) OBP: 0.310, SLG: 0.456	F7						K			4	1	0	0	0	2	4	
19 Matt Murton, R (1, 7) OBP: 0.338, SLG: 0.367					FC4 BB 24 1B					3	1	2	1	1	0	2	
Jacque Jones, L (1, 9) OBP: 0.326, SLG: 0.517	K				24 1B BB		G6-3			4	1	1	1	0	1	4	
5 Ronny Cedeno, R (1, 6) OBP: 0.308, SLG: 0.383					1-2 2-3 3-H 1B					4	0	1	0	0	0	3	
Todd Walker, L (1, 10) OBP: 0.361, SLG: 0.382					1-2 2-3 3-H 1B		P5			3	1	1	1	1	0	1	
24 Henry Blanco, R (1, 2) OBP: 0.304, SLG: 0.437	F9				1-2 2-3 3-H 1B					4	1	2	1	0	1	2	
<b>Inning Stats</b>	R: 1 E: 0 K: 1 S: 15	H: 2 LOB: 2 BB: 1 P: 22	R: 0 E: 0 K: 1 S: 9	H: 1 LOB: 1 BB: 0 P: 12	R: 8 E: 0 K: 1 S: 26	H: 6 LOB: 1 BB: 1 P: 41	R: 0 E: 0 K: 0 S: 5	H: 1 LOB: 0 BB: 0 P: 7	R: 0 E: 0 K: 0 S: 10	H: 1 LOB: 1 BB: 0 P: 15	R: 0 E: 0 K: 1 S: 8	H: 1 LOB: 1 BB: 0 P: 11	R: 0 E: 1 K: 1 S: 7	H: 1 LOB: 1 BB: 0 P: 12			
<b>PITCHER</b>	IP WLS BF H R ER SO BB IBB HBP BLK WP HR S P ERA WHIP															<b>PITCHER</b>	IP WLS BF H R ER SO BB IBB HBP BLK WP HR S P ERA WHIP
CC Sabathia, L (1, 1) ERA: 4.19	2.1 L 19 8 9 9 2 2 0 0 0 0 0 45 65 34.71 4.286																
49 Edward Mujica, R (3, 1) ERA:	2.2 10 3 0 0 1 0 0 0 0 0 0 20 32 0.00 1.125																
Fernando Cabrera, R (6, 1) ERA: 6.04	2.0 8 2 0 0 2 0 0 0 0 0 0 15 23 0.00 1.000																

AB	34
R	9
H	13
RBI	9
BB	2
SO	5
LOB	20



1B:	9	SF:	1
2B:	4	SAC:	0
3B:	0	DP:	1
HR:	0	HBP:	0
WP:	0	PA:	37
PB:	0		
SB:	0		
CS:	0		

Batter	1	2	3	4	5	6	7	8	9	AB	R	H	RBI	BB	SO	LOB	BOTTOM
24 Grady Sizemore, L (1, 8) OBP: 0.370, SLG: 0.532	2 48 1B BB		F8				F7			3	1	1	0	1	0	0	<b>Chicago Cubs @ Cleveland Indians</b> Jacobs Field, Cleveland, OH Wed Jun 21 2006, 7:05 PM EDT Att: 27,182 - Cloudy - 74 F
Todd Hollandsworth, L (1, 7) OBP: 0.234, SLG: 0.378	2 G6-4-3 BB		F7				K			3	0	0	0	1	1	2	
2 Jhonny Peralla, R (1, 6) OBP: 0.333, SLG: 0.381	2 G6-4-3 BB						F8			3	0	0	0	0	1	4	
48 Travis Hafner, L (1, 10) OBP: 0.449, SLG: 0.608	41 1B									3	1	2	1	0	0	0	
41 Victor Martinez, S (1, 2) OBP: 0.358, SLG: 0.474	3-H						F7			3	0	1	0	0	0	1	
Ben Broussard, L (1, 3) OBP: 0.379, SLG: 0.529	1-2 1B									3	0	2	1	0	0	2	
Ronnie Belliard, R (1, 4) OBP: 0.331, SLG: 0.391										3	0	0	0	0	1	2	
7 Joe Inglett, L (7, 4) ERA:			K							0	0	0	0	0	0	0	
Ramón Vázquez, L (1, 5) OBP: 0.200, SLG: 0.146										2	0	0	0	1	0	1	
38 Franklin Gutierrez, R (1, 9) OBP: 0.136, SLG: 0.136										3	0	0	0	0	0	1	
<b>Inning Stats</b>	R: 1 E: 0 K: 0 S: 13	H: 2 LOB: 2 BB: 2 P: 27	R: 0 E: 0 K: 1 S: 8	H: 0 LOB: 0 BB: 0 P: 11	R: 0 E: 0 K: 1 S: 5	H: 0 LOB: 0 BB: 0 P: 10	R: 0 E: 0 K: 0 S: 15	H: 1 LOB: 1 BB: 0 P: 16	R: 0 E: 0 K: 0 S: 15	H: 1 LOB: 2 BB: 1 P: 27	R: 1 E: 0 K: 0 S: 8	H: 2 LOB: 1 BB: 0 P: 10	R: 0 E: 0 K: 1 S: 8	H: 0 LOB: 0 BB: 0 P: 12			
<b>PITCHER</b>	IP WLS BF H R ER SO BB IBB HBP BLK WP HR S P ERA WHIP															<b>PITCHER</b>	IP WLS BF H R ER SO BB IBB HBP BLK WP HR S P ERA WHIP
38 Carlos Zambrano, R (1, 1) ERA: 2.83	6.0 W 26 6 2 2 2 3 0 0 0 0 0 64 101 3.00 1.500																
13 Will Ohman, L (7, 1) ERA: 4.55	1.0 3 0 0 0 1 0 0 0 0 0 0 8 12 0.00 0.000																

AB	26
R	2
H	6
RBI	2
BB	3
SO	3
LOB	13



1B:	4	SF:	0
2B:	2	SAC:	0
3B:	0	DP:	1
HR:	0	HBP:	0
WP:	0	PA:	29
PB:	0		
SB:	0		
CS:	0		



Batter	1	2	3	4	5	6	7	8	9	AB	R	H	RBI	BB	SO	LOB	TOP																					
Juan Pierre, L (1, 8) OBP: 0.290, SLG: 0.306	G1-3		G1-3			F7		E 1B		4	0	1	0	0	0	1	Chicago Cubs @ Minnesota Twins Hubert H. Humphrey Metrodome, Minneapolis, MN Fri Jun 23 2006, 8:10 PM EDT Att: 34,361 - Dome - 70 F																					
Neft Perez, S (1, 4) OBP: 0.241, SLG: 0.318	F9		K			F8		E6 1B		4	0	1	0	0	1	1																						
16 Aramis Ramirez, R (1, 5) OBP: 0.318, SLG: 0.479	G1-3				K			L4		4	0	0	0	0	2	2																						
Phil Nevin, R (1, 3) OBP: 0.309, SLG: 0.466		HR			F8			F9		4	1	1	1	0	0	0																						
19 Matt Murton, R (1, 7) OBP: 0.336, SLG: 0.365		G6-3			G6-3			G6-3		4	0	1	0	0	0	0																						
Jacque Jones, L (1, 9) OBP: 0.327, SLG: 0.513		F7			L6			G4-3		4	0	1	0	0	0	1																						
5 Ronny Cedeno, R (1, 6) OBP: 0.303, SLG: 0.377		K						L6		4	0	0	0	0	2	1																						
Todd Walker, L (1, 10) OBP: 0.364, SLG: 0.383					G5-3			L6		2	1	1	0	1	0	0																						
24 Henry Blanco, R (1, 2) OBP: 0.293, SLG: 0.419			K			F9		P5		3	0	0	0	0	1	2																						
<b>Inning Stats</b>	R: 0 E: 0 K: 0 S: 4	H: 0 LOB: 0 BB: 0 P: 6	R: 1 E: 0 K: 1 S: 9	H: 1 LOB: 0 BB: 0 P: 11	R: 0 E: 0 K: 2 S: 14	H: 0 LOB: 1 BB: 1 P: 22	R: 0 E: 0 K: 1 S: 12	H: 1 LOB: 1 BB: 0 P: 17	R: 0 E: 0 K: 1 S: 6	H: 0 LOB: 0 BB: 0 P: 7	R: 0 E: 0 K: 0 S: 5	H: 0 LOB: 0 BB: 0 P: 10	R: 0 E: 0 K: 0 S: 8	H: 0 LOB: 0 BB: 0 P: 9	R: 1 E: 1 K: 1 S: 16	H: 3 LOB: 2 BB: 0 P: 20	R: 0 E: 0 K: 0 S: 6	H: 1 LOB: 1 BB: 0 P: 9	1B: 5 2B: 0 3B: 0 HR: 1	SF: 0 SAC: 0 DP: 0 HBP: 0	WP: 0 PB: 0 SB: 0 CS: 0	PA: 34																
<b>PITCHER</b>	IP	WLS	BF	H	R	ER	SO	BB	IBB	HBP	BLK	WP	HR	S	P	ERA	WHIP	<b>PITCHER</b>				IP	WLS	BF	H	R	ER	SO	BB	IBB	HBP	BLK	WP	HR	S	P	ERA	WHIP
Johan Santana, L (1, 1) ERA: 2.75	8.0	W	30	5	2	1	6	1	0	0	0	0	1	74	102	1.12	0.750					8.0	L	27	2	0	0	0	1	0	0	0	0	0	12	22	0.00	4.500
28 Jesse Crain, R (9, 1) ERA: 5.35	1.0		4	1	0	0	0	0	0	0	0	0	0	6	9	0.00	1.000					1.2		5	0	0	0	1	1	0	0	0	0	13	21	0.00	0.600	

Chicago Cubs @ Minnesota Twins  
 Hubert H. Humphrey Metrodome, Minneapolis, MN  
 Fri Jun 23 2006, 8:10 PM EDT  
 Att: 34,361 - Dome - 70 F

AB 33  
 R 2  
 H 6  
 RBI 1  
 BB 1  
 SO 6  
 LOB 8



Batter	1	2	3	4	5	6	7	8	9	AB	R	H	RBI	BB	SO	LOB	BOTTOM																					
Luis Castillo, S (1, 4) OBP: 0.338, SLG: 0.346	F7		G1-3	G4-3		F7		FC6-4		5	0	1	2	0	0	2	Chicago Cubs @ Minnesota Twins Hubert H. Humphrey Metrodome, Minneapolis, MN Fri Jun 23 2006, 8:10 PM EDT Att: 34,361 - Dome - 70 F																					
8 Nick Punto, S (1, 5) OBP: 0.370, SLG: 0.345	F8		5 2B	P6		F7		FC6-4		3	1	1	0	1	0	1																						
7 Joe Mauer, L (1, 2) OBP: 0.441, SLG: 0.510	G5-3		5 2B		F7		F7			3	1	0	0	1	0	2																						
5 Michael Cuddyer, R (1, 9) OBP: 0.369, SLG: 0.529		33 HR	33 1B		K		G6-3			3	2	1	2	1	1	0																						
33 Justin Morneau, L (1, 3) OBP: 0.337, SLG: 0.565		HR		P6		P6		K2-4		4	1	3	3	0	0	0																						
Torii Hunter, R (1, 8) OBP: 0.334, SLG: 0.408		P4	F7			G4-3		K2-4		4	0	0	0	0	1	2																						
16 Jason Kubel, L (1, 10) OBP: 0.314, SLG: 0.510		2B	F7			F7		G6-3		4	0	1	0	0	0	1																						
20 Lew Ford, R (1, 7) OBP: 0.297, SLG: 0.305		L5		K		2B 1B		F9		3	1	0	0	1	1	1																						
Jason Bartlett, R (1, 6) OBP: 0.514, SLG: 0.516		K	G4-3			2B 1B		FC6-4		2	1	1	0	2	1	1																						
<b>Inning Stats</b>	R: 0 E: 0 K: 0 S: 8	H: 0 LOB: 0 BB: 0 P: 14	R: 2 E: 0 K: 1 S: 14	H: 2 LOB: 1 BB: 1 P: 25	R: 3 E: 0 K: 0 S: 15	H: 3 LOB: 1 BB: 1 P: 25	R: 0 E: 0 K: 1 S: 7	H: 0 LOB: 1 BB: 1 P: 17	R: 0 E: 0 K: 1 S: 6	H: 0 LOB: 0 BB: 0 P: 10	R: 2 E: 0 K: 0 S: 16	H: 2 LOB: 2 BB: 2 P: 30	R: 0 E: 0 K: 1 S: 8	H: 1 LOB: 1 BB: 0 P: 14	R: 0 E: 0 K: 0 S: 9	H: 0 LOB: 1 BB: 1 P: 14	R: 0 E: 0 K: 0 S: 6	H: 0 LOB: 1 BB: 1 P: 9	1B: 4 2B: 4 3B: 0 HR: 1	SF: 0 SAC: 0 DP: 1 HBP: 0	WP: 0 PB: 0 SB: 2 CS: 0	PA: 37																
<b>PITCHER</b>	IP	WLS	BF	H	R	ER	SO	BB	IBB	HBP	BLK	WP	HR	S	P	ERA	WHIP	<b>PITCHER</b>				IP	WLS	BF	H	R	ER	SO	BB	IBB	HBP	BLK	WP	HR	S	P	ERA	WHIP
49 Carlos Marmol, R (1, 1) ERA: 4.98	5.2	L	27	4	0	0	0	0	0	0	0	0	0	12	22	0.00	4.500					5.2	L	27	2	0	0	0	1	0	0	0	0	13	21	0.00	0.600	
13 Will Ohman, L (6, 1) ERA: 4.45	0.2		5	2	0	0	0	1	0	0	0	0	0	12	22	0.00	4.500					1.2		5	0	0	0	1	1	0	0	0	13	21	0.00	0.600		
David Aardsma, R (7, 1) ERA: 6.23	1.2		5	0	0	0	1	1	0	0	0	0	0	13	21	0.00	0.600					1.2		5	0	0	0	1	1	0	0	0	13	21	0.00	0.600		

Chicago Cubs @ Minnesota Twins  
 Hubert H. Humphrey Metrodome, Minneapolis, MN  
 Fri Jun 23 2006, 8:10 PM EDT  
 Att: 34,361 - Dome - 70 F

AB 31  
 R 7  
 H 8  
 RBI 7  
 BB 6  
 SO 4  
 LOB 10





Batter	1	2	3	4	5	6	7	8	9	AB	R	H	RBI	BB	SO	LOB	TOP										
Juan Pierre, L (1, 8) OBP: 0.289, SLG: 0.308	G3-1		G4-3			G5-3			G5-3 2B	4	0	1	0	0	0	1	<b>Chicago Cubs @ Minnesota Twins</b> Hubert H. Humphrey Metrodome, Minneapolis, MN Sat Jun 24 2006, 7:10 PM EDT Att: 42,304 - Dome - 70 F <a href="http://livebaseballscorecards.com">livebaseballscorecards.com</a>										
Freddie Bynum, L (1, 7) OBP: 0.289, SLG: 0.425 19 Matt Murton, R (9, PH) OBP: 0.335, SLG: 0.364	G3			16 CS 16 S		G3			K	3	0	1	0	0	0	0											
16 Aramis Ramirez, R (1, 5) OBP: 0.314, SLG: 0.471	F8					G6-3			G5-3	4	0	0	0	0	0	2											
Phil Nevin, R (1, 3) OBP: 0.316, SLG: 0.470																											
Jacque Jones, L (1, 9) OBP: 0.323, SLG: 0.506																											
John Mabry, L (1, 10) OBP: 0.295, SLG: 0.282																											
5 Ronny Cedeno, R (1, 6) OBP: 0.304, SLG: 0.377																											
1 Tony Womack, L (1, 4) OBP: 0.342, SLG: 0.353 Neill Perez, S (3, 4) OBP: 0.230, SLG: 0.316 Todd Walker, L (8, PH) OBP: 0.363, SLG: 0.381																											
24 Henry Blanco, R (1, 2) OBP: 0.282, SLG: 0.403																											
<b>Inning Stats</b>	R: 0 E: 0 K: 0 S: 10	H: 0 LOB: 0 BB: 0 P: 14	R: 0 E: 0 K: 0 S: 7	H: 1 LOB: 0 BB: 0 P: 11	R: 0 E: 0 K: 0 S: 13	H: 2 LOB: 1 BB: 0 P: 18	R: 0 E: 0 K: 0 S: 9	H: 2 LOB: 1 BB: 0 P: 15	R: 0 E: 0 K: 1 S: 6	H: 0 LOB: 0 BB: 0 P: 8	R: 0 E: 0 K: 2 S: 8	H: 1 LOB: 1 BB: 0 P: 14	R: 0 E: 0 K: 0 S: 9	H: 0 LOB: 0 BB: 0 P: 11	R: 0 E: 0 K: 2 S: 12	H: 1 LOB: 1 BB: 0 P: 16		1B: 6 2B: 1 3B: 0 HR: 0	SF: 0 SAC: 0 DP: 1 HBP: 0	WP: 1 PB: 0 SB: 1 CS: 1	PA: 31						
<b>PITCHER</b>	IP	WLS	BF	H	R	ER	SO	BB	IBB	HBP	BLK	WP	HR	S	P	ERA	WHIP										
26 Boof Bonser, R (1, 1) ERA: 4.88	6.1	W	22	6	0	0	1	0	0	0	0	0	0	54	81	0.00	0.947										
37 Denny Reyes, L (7, 1) ERA: 1.5	0.2	H	2	0	0	0	2	0	0	0	0	1	0	6	10	0.00	0.000										
Juan Rincon, R (8, 1) ERA: 1.4	1.0	H	3	0	0	0	0	0	0	0	0	0	0	9	11	0.00	0.000										
36 Joe Nathan, R (9, 1) ERA: 1.97	1.0	S	4	1	0	0	2	0	0	0	0	0	0	12	16	0.00	1.000										

Batter	1	2	3	4	5	6	7	8	9	AB	R	H	RBI	BB	SO	LOB	BOTTOM										
Luis Castillo, S (1, 4) OBP: 0.337, SLG: 0.345	F7									4	0	1	0	0	0	2	<b>Chicago Cubs @ Minnesota Twins</b> Hubert H. Humphrey Metrodome, Minneapolis, MN Sat Jun 24 2006, 7:10 PM EDT Att: 42,304 - Dome - 70 F <a href="http://livebaseballscorecards.com">livebaseballscorecards.com</a>										
8 Nick Punto, S (1, 5) OBP: 0.359, SLG: 0.333	L5									4	0	0	0	0	2	3											
7 Joe Mauer, L (1, 2) OBP: 0.438, SLG: 0.506	F7									4	0	1	0	0	1	0											
5 Michael Cuddyer, R (1, 9) OBP: 0.363, SLG: 0.519										4	0	0	0	0	0	1											
33 Justin Morneau, L (1, 3) OBP: 0.336, SLG: 0.560										4	1	1	0	0	2	0											
Torii Hunter, R (1, 8) OBP: 0.338, SLG: 0.409										2	1	1	0	1	0	0											
16 Jason Kubel, L (1, 7) OBP: 0.324, SLG: 0.515 20 Lew Ford, R (8, 7) OBP: 0.297, SLG: 0.305										3	1	2	1	0	0	0											
Terry Lincecum, S (1, 10) OBP: 0.333, SLG: 0.370										0	0	0	0	0	0	0											
Jason Bartlett, R (1, 6) OBP: 0.500, SLG: 0.529										3	0	1	1	0	2	0											
<b>Inning Stats</b>	R: 0 E: 0 K: 0 S: 5	H: 0 LOB: 0 BB: 0 P: 7	R: 0 E: 0 K: 1 S: 7	H: 0 LOB: 0 BB: 0 P: 13	R: 0 E: 0 K: 1 S: 7	H: 0 LOB: 0 BB: 0 P: 12	R: 0 E: 0 K: 1 S: 15	H: 2 LOB: 1 BB: 0 P: 23	R: 2 E: 0 K: 1 S: 13	H: 3 LOB: 2 BB: 1 P: 24	R: 1 E: 0 K: 1 S: 13	H: 3 LOB: 0 BB: 0 P: 17	R: 0 E: 0 K: 1 S: 9	H: 0 LOB: 0 BB: 0 P: 16	R: 0 E: 0 K: 2 S: 7	H: 0 LOB: 0 BB: 0 P: 11		1B: 7 2B: 2 3B: 0 HR: 0	SF: 0 SAC: 0 DP: 1 HBP: 0	WP: 0 PB: 0 SB: 0 CS: 1	PA: 32						
<b>PITCHER</b>	IP	WLS	BF	H	R	ER	SO	BB	IBB	HBP	BLK	WP	HR	S	P	ERA	WHIP										
22 Mark Prior, R (1, 1) ERA: 9.64	5.2	L	25	8	3	3	4	0	0	0	0	0	0	12	21	0.00	1.588										
47 Scott Eyre, L (6, 1) ERA: 2.23	1.1		4	0	0	0	2	0	0	0	0	0	0	7	11	0.00	0.000										
13 Will Ohman, L (8, 1) ERA: 4.32	1.0		3	0	0	0	2	0	0	0	0	0	0	7	11	0.00	0.000										





Batter	1	2	3	4	5	6	7	8	9	AB	R	H	RBI	BB	SO	LOB	TOP	
Juan Pierre, L (1, 8) OBP: 0.294, SLG: 0.313	1-2 1B		2-2 CS 1B		0-1 G3-1			0-2 G4-3 1B	2-2 FC6	5	0	3	0	0	0	2	<b>Chicago Cubs @ Minnesota Twins</b> Hubert H. Humphrey Metrodome, Minneapolis, MN Sun Jun 25 2006, 2:10 PM EDT Att: 35,128 - Dome - 70 F	
Todd Walker, L (1, 4) OBP: 0.389, SLG: 0.385	0-2 G4-6-3 1B		4-2 25 1B BB		0-2 1B			3-2 G4-3		3	0	2	0	1	0	1		
25 Derrek Lee, R (1, 10) OBP: 0.435, SLG: 0.583	2-3 K		0-0 16 FC6-4 1B		1-2 G1-3			3-3 K		4	0	1	0	0	2	4		
Phil Nevin, R (1, 3) OBP: 0.311, SLG: 0.463	3-1 G4-6-3		1-3 K					0-1 G4-3		4	0	0	0	0	1	5		
16 Aramis Ramirez, R (1, 5) OBP: 0.309, SLG: 0.464		1-3 K	1-1 FC6-4					0-1 L7		4	0	0	0	0	1	2		
Jacque Jones, L (1, 9) OBP: 0.325, SLG: 0.510		2-1 2B		0-1 G4-3				3-2 19 FC4-6 1B		4	0	2	0	0	0	0		
19 Matt Murton, R (1, 7) OBP: 0.333, SLG: 0.362		1-1 1B		1-3 K				0-0 FC4-6 1B		4	1	1	0	0	2	1		
Neffi Perez, S (1, 6) OBP: 0.239, SLG: 0.314		1-2 P5		2-2 K				1-2 24 1B		4	0	1	0	0	1	2		
24 Henry Blanco, R (1, 2) OBP: 0.281, SLG: 0.395		1-2 G6-3			0-0 P4			1-2 FC6 1B		4	0	1	1	0	0	2		
<b>Inning Stats</b>	R: 0 E: 0 K: 1 S: 11	H: 2 LOB: 1 BB: 0 P: 17	R: 0 E: 0 K: 1 S: 13	H: 2 LOB: 2 BB: 0 P: 19	R: 0 E: 0 K: 1 S: 14	H: 2 LOB: 2 BB: 1 P: 21	R: 0 E: 0 K: 2 S: 8	H: 0 LOB: 0 BB: 0 P: 11	R: 0 E: 0 K: 0 S: 10	H: 0 LOB: 1 BB: 0 P: 11	R: 0 E: 0 K: 1 S: 12	H: 1 LOB: 2 BB: 0 P: 18	R: 1 E: 0 K: 0 S: 14	H: 3 LOB: 2 BB: 0 P: 20	1B: 10 2B: 1 3B: 0 HR: 0	SF: 0 SAC: 0 DP: 1 HBP: 0	WP: 0 PA: 37 PB: 0 SB: 0 CS: 1	
<b>PITCHER</b>	IP WLS BF H R ER SO BB IBB HBP BLK WP HR S P ERA WHIP	7.0 W 27 7 0 0 6 1 0 0 0 0 0 70 97 0.00 1.143	1.0 4 1 0 0 1 0 0 0 0 0 0 12 18 0.00 1.000	1.0 6 3 1 1 0 0 0 0 0 0 0 14 20 9.00 3.000	<b>PITCHER</b>													ERA WHIP

AB	36
R	1
H	11
RBI	1
BB	1
SO	7
LOB	19



Batter	1	2	3	4	5	6	7	8	9	AB	R	H	RBI	BB	SO	LOB	BOTTOM		
Luis Castillo, S (1, 4) OBP: 0.336, SLG: 0.344	0-1 F8		3-1 G6-3	1-0 G6-3		3-2 E6 1B		0-1 HR		4	0	1	0	0	0	0	<b>Chicago Cubs @ Minnesota Twins</b> Hubert H. Humphrey Metrodome, Minneapolis, MN Sun Jun 25 2006, 2:10 PM EDT Att: 35,128 - Dome - 70 F		
8 Nick Punto, S (1, 5) OBP: 0.361, SLG: 0.331	3-2 F9		1-2 55 1B 1B		4-2 5 BB BB	1-0 F7		0-3 K		4	1	1	0	1	1	2			
55 Mike Redmond, R (1, 2) OBP: 0.381, SLG: 0.444	1-0 G6-3		0-0 5 1B 33 1B 1B		3-2 F9	1-3 K2-3				4	1	1	0	0	1	3			
5 Michael Cuddyer, R (1, 9) OBP: 0.365, SLG: 0.516		1-3 K	1-1 E9 33 1B FC6-4 1B		4-1 BB	2-2 G5-3				3	1	1	1	1	1	0			
33 Justin Morneau, L (1, 3) OBP: 0.338, SLG: 0.557		4-2 E 1B BB	3-2 FC6-4 1B		1-3 K	0-3 K				3	1	1	1	1	2	2			
Torii Hunter, R (1, 8) OBP: 0.340, SLG: 0.421		2-0 E7 1B	0-0 FC6-4 1B		0-3 K	0-0 HR				4	2	2	2	0	1	3			
Ruben Sierra, S (1, 10) OBP: 0.296, SLG: 0.261		2-1 1B	1-3 L7		2-0 E 20 BB 1B	3-2 F8				4	1	2	2	0	0	1			
20 Lew Ford, R (1, 7) OBP: 0.296, SLG: 0.300		1-3 K		0-0 F7		4-2 E BB		2-3 K		3	0	0	0	1	2	1			
Jason Bartlett, R (1, 6) OBP: 0.455, SLG: 0.474		2-1 F9		1-2 G5-3		0-0 F9		2-1 G5-3		4	0	0	0	0	0	3			
<b>Inning Stats</b>	R: 0 E: 0 K: 0 S: 7	H: 0 LOB: 0 BB: 0 P: 11	R: 2 E: 1 K: 2 S: 13	H: 2 LOB: 1 BB: 1 P: 25	R: 3 E: 1 K: 0 S: 17	H: 4 LOB: 1 BB: 0 P: 26	R: 0 E: 0 K: 0 S: 5	H: 0 LOB: 0 BB: 0 P: 7	R: 0 E: 0 K: 2 S: 16	H: 0 LOB: 2 BB: 2 P: 28	R: 1 E: 1 K: 1 S: 11	H: 2 LOB: 1 BB: 1 P: 22	R: 1 E: 0 K: 1 S: 10	H: 1 LOB: 0 BB: 0 P: 15	R: 1 E: 0 K: 2 S: 10	H: 1 LOB: 0 BB: 0 P: 14	1B: 8 2B: 0 3B: 0 HR: 2	SF: 0 SAC: 0 DP: 0 HBP: 0	WP: 0 PA: 38 PB: 0 SB: 0 CS: 0
<b>PITCHER</b>	IP WLS BF H R ER SO BB IBB HBP BLK WP HR S P ERA WHIP	4.2 L 23 6 5 4 3 3 0 0 0 0 0 55 94 7.71 1.929	1.1 7 2 1 0 2 1 0 0 0 0 0 14 25 0.00 2.250	1.0 4 1 1 1 1 0 0 0 0 0 1 10 15 9.00 1.000	1.0 4 1 1 1 2 0 0 0 0 0 1 10 14 9.00 1.000	<b>PITCHER</b>													ERA WHIP

AB	34
R	8
H	10
RBI	7
BB	4
SO	8
LOB	15





Batter	1	2	3	4	5	6	7	8	9	AB	R	H	RBI	BB	SO	LOB	TOP										
23 Ricke Weeks Jr. R OBP: 0.373, SLG: 0.417	0-3 K		1-0 G5-3		0-2 G5-3		2-2 G6-3			4	0	0	0	0	1	0											
2 Bill Hall R OBP: 0.325, SLG: 0.574	1-3 K		2-3 K			0-2 G4-3		3-3 K		4	0	0	0	0	3	0											
Geoff Jenkins L OBP: 0.328, SLG: 0.397	2-0 HR		0-0 F8			1-0 G4-3		1-2 F7		4	1	1	0	0	0	0											
Carlos Lee R OBP: 0.339, SLG: 0.569	0-2 HR			0-1 2B G4-3		3-3 K		3-2 K		4	1	2	2	0	2	0											
28 Prince Fielder L OBP: 0.345, SLG: 0.541	1-0 F7			0-0 G4-3			1-0 HR		0-1 HR	4	2	2	2	0	0	1											
47 Corey Koskie L OBP: 0.343, SLG: 0.491		2-2 G3		3-3 K		1-1 G6-3		1-3 K		4	0	0	0	0	2	1											
Damian Miller R OBP: 0.336, SLG: 0.441		1-0 G6-3		0-0 F9		0-2 HR		4-1 HR		3	1	1	0	1	0	1											
18 Gabe Gross L OBP: 0.346, SLG: 0.516		1-1 1B			1-3 K		1-0 HR		1-3 K	4	1	2	2	0	2	1											
39 Chris Capuano L OBP: 0.158, SLG: 0.139 Derrick Turnbow R (9, 1)		2-3 K			0-0 G5-3		0-0 G4-3		1-1 FC6-4	4	0	0	0	0	1	2											
<b>Inning Stats</b>	R: 2 H: 2 E: 0 K: 2 S: 11	H: 2 LOB: 0 BB: 0 P: 15	R: 0 H: 1 E: 0 K: 1 S: 9	H: 1 LOB: 1 BB: 0 P: 15	R: 0 H: 0 E: 0 K: 1 S: 7	H: 0 LOB: 0 BB: 0 P: 10	R: 0 H: 1 E: 0 K: 1 S: 9	H: 1 LOB: 1 BB: 0 P: 12	R: 0 H: 0 E: 0 K: 1 S: 7	H: 0 LOB: 0 BB: 0 P: 8	R: 0 H: 0 E: 0 K: 1 S: 7	H: 0 LOB: 0 BB: 0 P: 11	R: 3 H: 3 E: 0 K: 0 S: 13	H: 3 LOB: 0 BB: 0 P: 18	R: 0 H: 0 E: 0 K: 2 S: 11	H: 0 LOB: 0 BB: 0 P: 18	R: 1 H: 1 E: 0 K: 2 S: 12	H: 1 LOB: 1 BB: 1 P: 19	1B: 3 2B: 1 3B: 0 HR: 4	SF: 0 SAC: 0 DP: 0 HBP: 0	WP: 0 PA: 36 PB: 0 SB: 0 CS: 0						
<b>PITCHER</b>	IP	WLS	BF	H	R	ER	SO	BB	IBB	HBP	BLK	WP	HR	S	P	ERA	WHIP										
Greg Maddux R ERA: 4.48	7.0	L	28	7	5	5	7	0	0	0	0	0	3	63	89	6.43	1.000										
David Aardsma R ERA: 5.89	1.0		3	0	0	0	2	0	0	0	0	0	0	11	18	0.00	0.000										
13 Will Ohman L ERA: 4.46	1.0		5	1	1	1	2	1	0	0	0	0	1	12	19	9.00	2.000										

Milwaukee Brewers @ Chicago Cubs  
Wrigley Field, Chicago, IL  
Mon Jun 26 2006, 7:05 PM CDT  
Att: 39,698 - Cloudy - 66 F

AB 35  
R 6  
H 8  
RBI 6  
BB 1  
SO 11  
LOB 6




Batter	1	2	3	4	5	6	7	8	9	AB	R	H	RBI	BB	SO	LOB	BOTTOM										
Juan Pierre L OBP: 0.293, SLG: 0.312	3-2 L9		0-0 1B		1-1 F8			1-2 G1-3		4	0	1	0	0	0	1											
Neftali Perez S OBP: 0.253, SLG: 0.326	1-1 25 G6-4-3		0-0 1B		1-3 1B		0-0 16 G6-4-3		2-2 F8	4	0	3	0	0	0	0											
25 Derrek Lee R OBP: 0.439, SLG: 0.577	2-2 G6-4-3		2-3 K			0-1 16 G6-4-3		1-2 FC5		4	0	2	0	0	1	3											
16 Aramis Ramirez R OBP: 0.308, SLG: 0.461		0-2 F8		2-2 G5-3		3-1 G6-4-3		1-2 1B		4	0	1	0	0	0	2											
Phil Nevin R OBP: 0.310, SLG: 0.457		4-2 BB		2-3 K		1-1 G6-3		0-0 FC5		3	0	0	0	1	1	3											
5 Ronny Cedeno R OBP: 0.299, SLG: 0.371		1-2 F9		0-1 G5-3			3-2 F8		2-3 K	4	0	0	0	0	1	3											
Jacque Jones L OBP: 0.320, SLG: 0.502		1-1 G4-3			2-2 F7		2-3 K		3-3 K	4	0	0	0	0	2	3											
24 Henry Blanco R OBP: 0.272, SLG: 0.381			3-1 G5-3		0-1 F8		0-1 G4-3			3	0	0	0	0	0	0											
Greg Maddux R OBP: 0.194, SLG: 0.172 David Aardsma R (8, 1)			1-3 K		4-2 BB			1-1 F9		1	0	0	0	1	1	0											
19 Matt Murton R OBP: 0.332, SLG: 0.360 13 Will Ohman L OBP: 1.000, SLG: 1.000										0	0	0	0	0	0	0											
<b>Inning Stats</b>	R: 0 H: 1 E: 0 K: 0 S: 8	H: 0 LOB: 1 BB: 1 P: 14	R: 0 H: 0 E: 0 K: 0 S: 12	H: 0 LOB: 1 BB: 1 P: 18	R: 0 H: 2 E: 0 K: 2 S: 10	H: 2 LOB: 0 BB: 0 P: 16	R: 0 H: 0 E: 0 K: 1 S: 8	H: 0 LOB: 0 BB: 0 P: 12	R: 0 H: 0 E: 0 K: 0 S: 11	H: 0 LOB: 1 BB: 1 P: 18	R: 0 H: 2 E: 0 K: 0 S: 7	H: 2 LOB: 0 BB: 0 P: 11	R: 0 H: 0 E: 0 K: 1 S: 8	H: 0 LOB: 0 BB: 0 P: 13	R: 0 H: 0 E: 0 K: 0 S: 9	H: 0 LOB: 0 BB: 0 P: 13	R: 0 H: 2 E: 1 K: 2 S: 15	H: 2 LOB: 2 BB: 0 P: 22	1B: 7 2B: 0 3B: 0 HR: 0	SF: 0 SAC: 0 DP: 2 HBP: 0	WP: 0 PA: 34 PB: 0 SB: 0 CS: 0						
<b>PITCHER</b>	IP	WLS	BF	H	R	ER	SO	BB	IBB	HBP	BLK	WP	HR	S	P	ERA	WHIP										
39 Chris Capuano L ERA: 3.1	8.0	W	31	7	0	0	4	2	0	0	0	0	0	81	125	0.00	1.125										
Derrick Turnbow R ERA: 3.51	1.0		3	0	0	0	2	0	0	0	0	0	0	7	12	0.00	0.000										

Milwaukee Brewers @ Chicago Cubs  
Wrigley Field, Chicago, IL  
Mon Jun 26 2006, 7:05 PM CDT  
Att: 39,698 - Cloudy - 66 F

AB 32  
R 0  
H 7  
RBI 0  
BB 2  
SO 6  
LOB 15





Batter	1	2	3	4	5	6	7	8	9	AB	R	H	RBI	BB	SO	LOB	TOP											
23 Rickie Weeks Jr. R OBP: 0.370, SLG: 0.415	K		FC6 2 G6-3		1-1 SAFE 2H 1B		K		SF8	4	0	1	2	0	2	2	<b>Milwaukee Brewers @ Chicago Cubs</b> Wrigley Field, Chicago, IL Tue Jun 27 2006, 7:05 PM CDT Att: 39,399 - Cloudy - 70 F											
2 Bill Hall R OBP: 0.322, SLG: 0.567	K		G6-3		1-0 SAFE P4		K		SF7 1B	5	0	1	1	0	2	3												
Geoff Jenkins L OBP: 0.323, SLG: 0.391	L8		G4-3		1-3 SAFE K				SF7 1B	4	0	0	1	0	2	2												
Carlos Lee R OBP: 0.337, SLG: 0.573		L4		2-1 HR		F8		F9	G6-3	5	1	1	1	0	0	1												
28 Prince Fielder L OBP: 0.347, SLG: 0.539		FC6-4 1B		4-1 L4-3 BB		G4-3		F8		3	0	1	0	1	0	0												
47 Corey Koskie L OBP: 0.341, SLG: 0.487	K			1-1 SAFE F9		K				4	1	1	0	0	2	2												
Damian Miller R OBP: 0.340, SLG: 0.439		FC6-4 1-2		0-0 L4-3						3	2	1	0	1	0	2												
18 Gabe Gross L OBP: 0.356, SLG: 0.521			23 FC6 2 G6-3 13 SH3-4 BB		1-2 13 SH3 1B		SH1-3 1B		18 SH 1 E BB 1B	1	3	1	0	1	0	0												
13 Zach Jackson L Dan Kolb R Jeff Cirillo R 52 Jose Capellan L Brian Shouse L 1 Corey Hart R Derrick Turnbow R			0-1 SH3-4		1-0 SH3		0-1 2H 1B		2-2 E6 2 S SF7	0	0	0	0	0	0	0												
<b>Inning Stats</b>	R: 0 E: 0 K: 2 S: 13	H: 0 LOB: 0 BB: 0 P: 17	R: 0 E: 0 K: 1 S: 8	H: 1 LOB: 1 BB: 0 P: 14	R: 1 E: 0 K: 0 S: 7	H: 0 LOB: 1 BB: 1 P: 15	R: 1 E: 0 K: 0 S: 6	H: 1 LOB: 0 BB: 1 P: 13	R: 1 E: 0 K: 1 S: 12	H: 2 LOB: 1 BB: 0 P: 17	R: 0 E: 0 K: 1 S: 6	H: 0 LOB: 0 BB: 0 P: 9	R: 1 E: 0 K: 2 S: 13	H: 2 LOB: 1 BB: 0 P: 19	R: 0 E: 0 K: 1 S: 10	H: 0 LOB: 0 BB: 0 P: 16		R: 4 E: 2 K: 0 S: 15	H: 2 LOB: 1 BB: 1 P: 29	1B: 7 2B: 1 3B: 0 HR: 1	SF: 2 SAC: 4 DP: 1 HBP: 0	WP: 0 PA: 40 PB: 0 SB: 1 CS: 0						
<b>PITCHER</b>	IP	WLS	BF	H	R	ER	SO	BB	IBB	HBP	BLK	WP	HR	S	P	ERA	WHIP											
38 Carlos Zambrano R ERA: 2.95	8.0		32	6	4	4	8	2	0	0	0	0	0	1	75	120	4.50	1.000										
46 Ryan Dempster R ERA: 4.54	0.1	L	6	2	4	0	0	1	0	0	0	0	0	0	12	21	0.00	9.000										
47 Scott Eyre L ERA: 2.21	0.1		1	0	0	0	0	0	0	0	0	0	0	2	5	0.00	0.000											
Bob Howry R ERA: 3.06	0.1		1	0	0	0	0	0	0	0	0	0	0	1	3	0.00	0.000											

Batter	1	2	3	4	5	6	7	8	9	AB	R	H	RBI	BB	SO	LOB	BOTTOM											
Juan Pierre L OBP: 0.296, SLG: 0.312	B2-3			G1-3 1B	2-2 1B HBP		SH1-4	L9		3	0	1	0	0	0	2	<b>Milwaukee Brewers @ Chicago Cubs</b> Wrigley Field, Chicago, IL Tue Jun 27 2006, 7:05 PM CDT Att: 39,399 - Cloudy - 70 F											
Neftali Perez S OBP: 0.258, SLG: 0.324	K			G1-3	1-2 SAFE 1B		P6		DI BB	4	0	1	0	1	1	2												
25 Derrek Lee R OBP: 0.408, SLG: 0.526	G5-3			G5-3	0-0 F7		K		K	5	0	0	0	0	2	5												
16 Aramis Ramirez R OBP: 0.310, SLG: 0.469		G5-3		4-1 BB		K		HR	K	4	1	1	1	1	2	1												
Phil Nevin R OBP: 0.309, SLG: 0.451		G5-3		1-2 P3		F8			L6	3	0	0	0	1	0	2												
19 Matt Murton R OBP: 0.332, SLG: 0.360								5 SH5-4 1B BB		0	1	0	0	0	0	0												
John Mabry L OBP: 0.292, SLG: 0.279										1	0	0	0	0	0	1												
5 Ronny Cedeno R OBP: 0.300, SLG: 0.371		F9			G5-3	2-2 2B 1B			SH5-4	3	1	1	0	0	0	0												
Jacque Jones L OBP: 0.323, SLG: 0.504			G4-3		G5-3	0-0 1H 2B			1B IBB	3	0	1	1	1	0	0												
24 Henry Blanco R OBP: 0.271, SLG: 0.386			G5-3		G5-3	2-1 38 HR 2B			F8	4	1	1	0	0	0	3												
38 Carlos Zambrano S OBP: 0.176, SLG: 0.344										3	1	2	2	0	1	0												
Todd Walker L OBP: 0.371, SLG: 0.388			K							1	0	1	1	0	0	0												
46 Ryan Dempster R										0	0	0	0	0	0	0												
47 Scott Eyre L										0	0	0	0	0	0	0												
Bob Howry L OBP: 1.000, SLG: 1.000					2H HR				1-2 2H 1B	0	0	0	0	0	0	0												
<b>Inning Stats</b>	R: 0 E: 0 K: 1 S: 8	H: 0 LOB: 0 BB: 0 P: 13	R: 0 E: 0 K: 0 S: 8	H: 0 LOB: 0 BB: 0 P: 15	R: 0 E: 0 K: 1 S: 10	H: 0 LOB: 0 BB: 0 P: 14	R: 0 E: 0 K: 0 S: 13	H: 1 LOB: 2 BB: 1 P: 22	R: 2 E: 0 K: 0 S: 15	H: 3 LOB: 2 BB: 0 P: 24	R: 1 E: 0 K: 1 S: 13	H: 2 LOB: 1 BB: 0 P: 20	R: 0 E: 0 K: 1 S: 7	H: 1 LOB: 1 BB: 0 P: 10	R: 2 E: 0 K: 0 S: 10	H: 2 LOB: 2 BB: 2 P: 19	R: 0 E: 0 K: 2 S: 9	H: 0 LOB: 1 BB: 1 P: 20	1B: 5 2B: 2 3B: 0 HR: 2	SF: 0 SAC: 2 DP: 0 HBP: 1	WP: 1 PA: 41 PB: 0 SB: 0 CS: 0							
<b>PITCHER</b>	IP	WLS	BF	H	R	ER	SO	BB	IBB	HBP	BLK	WP	HR	S	P	ERA	WHIP											
13 Zach Jackson L ERA: 4.7	5.2		25	6	3	3	3	1	0	1	0	0	0	1	65	104	4.76	1.235										
Dan Kolb R ERA: 4.44	0.1		1	0	0	0	0	0	0	0	0	0	0	2	4	0.00	0.000											
52 Jose Capellan R ERA: 4.65	1.2	B	9	2	2	2	1	1	1	0	0	1	1	13	24	10.80	1.800											
Brian Shouse L ERA: 2.55	0.1	W	2	1	0	0	0	0	0	0	0	0	0	4	5	0.00	3.000											
Derrick Turnbow R ERA: 3.41	1.0	S	4	0	0	0	2	1	0	0	0	0	0	9	20	0.00	1.000											





Batter	1	2	3	4	5	6	7	8	9	AB	R	H	RBI	BB	SO	LOB	TOP				
23 Rickie Weeks Jr. R OBP: 0.369, SLG: 0.410	F7			F8		CS		K		3	0	0	0	1	1	1	<b>Milwaukee Brewers @ Chicago Cubs</b> Wrigley Field, Chicago, IL Wed Jun 28 2006, 1:20 PM CDT Att: 39,321 - Partly Cloudy - 79 F				
2 Bill Hall R OBP: 0.325, SLG: 0.576	K			BB		CS	F9	HR		3	1	1	2	1	1	0					
Geoff Jenkins L OBP: 0.325, SLG: 0.391	K			K			F9	BB		3	1	1	0	1	2	1					
Carlos Lee R OBP: 0.339, SLG: 0.576		2B		P4			1B	K		4	0	2	0	0	1	2					
28 Prince Fielder L OBP: 0.346, SLG: 0.533	P2				L3		1B	K		3	0	0	0	0	1	1					
47 Corey Koskie L OBP: 0.344, SLG: 0.485	G3				K		HBP			3	0	1	1	1	1	1					
Chad Moeller R OBP: 0.245, SLG: 0.293			G5-3		K		G4-6-3			4	0	0	0	0	2	4					
18 Gabe Gross L OBP: 0.348, SLG: 0.505			F9					K		3	0	0	0	0	2	0					
Brady Clark R OBP: 0.377, SLG: 0.339						K		K		1	0	0	0	0	1	1					
31 Dave Bush R OBP: 0.156, SLG: 0.188								K		2	0	0	0	0	2	0					
Brian Shouse L (7, 1)										0	0	0	0	0	0	0					
1 Corey Hart R OBP: 0.409, SLG: 0.400										0	1	0	0	1	0	0					
Dan Kolb R (8, 1)										0	0	0	0	0	0	0					
52 Jose Capellan R (8, 1)								2 HR		0	0	0	0	0	0	0					
<b>Inning Stats</b>	R: 0 E: 0 K: 2 S: 9	H: 0 LOB: 0 BB: 0 P: 16	R: 0 E: 0 K: 0 S: 4	H: 1 LOB: 0 BB: 0 P: 9	R: 0 E: 0 K: 1 S: 8	H: 0 LOB: 1 BB: 0 P: 10	R: 0 E: 0 K: 1 S: 11	H: 0 LOB: 1 BB: 1 P: 21	R: 0 E: 0 K: 2 S: 8	H: 0 LOB: 0 BB: 0 P: 14	R: 1 E: 0 K: 0 S: 13	H: 3 LOB: 2 BB: 0 P: 24	R: 2 E: 0 K: 3 S: 17	H: 1 LOB: 2 BB: 2 P: 32	R: 0 E: 0 K: 3 S: 10	H: 0 LOB: 1 BB: 1 P: 21	1B: 3 2B: 1 3B: 0 HR: 1	SF: 0 SAC: 0 DP: 1 HBP: 1	WP: 0 PB: 0 SB: 0 CS: 2	PA: 36	
<b>PITCHER</b>	IP	WLS	BF	H	R	ER	SO	BB	IBB	HBP	BLK	WP	HR	S	P	ERA	WHIP				
49 Carlos Marmol R ERA: 4.18	6.1		23	3	1	1	8	2	0	1	0	0	0	54	98	1.42	0.789				
47 Scott Eyre L ERA: 2.17	0.2	B	2	1	0	0	0	0	0	0	0	0	0	6	12	0.00	1.500				
Bob Howry R ERA: 3.47	1.0	W	6	1	2	2	3	2	0	0	0	0	1	17	32	18.00	3.000				
46 Ryan Dempster R ERA: 4.41	1.0	S	4	0	0	0	3	1	0	0	0	0	0	10	21	0.00	1.000				

Batter	1	2	3	4	5	6	7	8	9	AB	R	H	RBI	BB	SO	LOB	BOTTOM				
Juan Pierre L OBP: 0.297, SLG: 0.323	G4-3		HR				K	K		5	1	2	1	0	2	3	<b>Milwaukee Brewers @ Chicago Cubs</b> Wrigley Field, Chicago, IL Wed Jun 28 2006, 1:20 PM CDT Att: 39,321 - Partly Cloudy - 79 F				
Todd Walker L OBP: 0.373, SLG: 0.391	F9		BB		K			2B		3	1	1	0	1	1	1					
25 Derrek Lee R OBP: 0.400, SLG: 0.557	F9		G4-3			K		HR		4	1	1	2	0	1	1					
16 Aramis Ramirez R OBP: 0.309, SLG: 0.466	G5-3			1B		F9		K		4	0	1	0	0	1	0					
Phil Nevin R OBP: 0.308, SLG: 0.448	G5-3			1B		K		K		4	0	1	0	0	2	0					
Jacque Jones L OBP: 0.330, SLG: 0.512	1B			K				1B		4	1	3	0	0	1	1					
5 Ronny Cedeno R OBP: 0.299, SLG: 0.373	G6-3			P3			G4-3	E2		4	1	1	1	0	0	3					
24 Henry Blanco R OBP: 0.270, SLG: 0.402			F7		F9		K	2B		4	1	1	1	0	1	1					
49 Carlos Marmol R ERA: 4.45								3B		2	0	0	0	0	2	0					
19 Matt Murton R OBP: 0.305, SLG: 0.365								2B		0	0	0	0	0	0	0					
Bob Howry L ERA: 2.5										1	0	1	0	0	0	0					
John Mabry OBP: 0.296, SLG: 0.299										0	0	0	0	0	0	0					
46 Ryan Dempster R (9, 1)										0	0	0	0	0	0	0					
<b>Inning Stats</b>	R: 0 E: 0 K: 0 S: 6	H: 1 LOB: 1 BB: 0 P: 10	R: 0 E: 0 K: 0 S: 12	H: 1 LOB: 0 BB: 0 P: 19	R: 1 E: 0 K: 1 S: 10	H: 1 LOB: 1 BB: 1 P: 18	R: 0 E: 0 K: 1 S: 8	H: 2 LOB: 1 BB: 0 P: 11	R: 0 E: 0 K: 2 S: 11	H: 1 LOB: 1 BB: 0 P: 12	R: 0 E: 0 K: 2 S: 13	H: 0 LOB: 0 BB: 0 P: 18	R: 0 E: 0 K: 2 S: 19	H: 2 LOB: 2 BB: 0 P: 26	R: 5 E: 1 K: 3 S: 23	H: 6 LOB: 1 BB: 0 P: 33	1B: 6 2B: 4 3B: 1 HR: 2	SF: 0 SAC: 0 DP: 0 HBP: 0	WP: 0 PB: 0 SB: 1 CS: 0	PA: 37	
<b>PITCHER</b>	IP	WLS	BF	H	R	ER	SO	BB	IBB	HBP	BLK	WP	HR	S	P	ERA	WHIP				
31 Dave Bush R ERA: 4.45	6.2		27	7	1	1	7	1	0	0	0	0	0	74	107	1.35	1.200				
Brian Shouse L ERA: 2.5	0.1		1	0	0	0	1	0	0	0	0	0	0	5	7	0.00	0.000				
Dan Kolb R ERA: 6.0	0.2	L	7	5	5	5	2	0	0	0	0	0	1	17	26	67.50	7.500				
52 Jose Capellan R ERA: 4.61	0.1		2	1	0	0	1	0	0	0	0	0	0	6	7	0.00	3.000				

AB	29
R	3
H	5
RBI	3
BB	5
SO	14
LOB	11

AB	36
R	6
H	13
RBI	6
BB	1
SO	11
LOB	10













Batter	1	2	3	4	5	6	7	8	9	AB	R	H	RBI	BB	SO	LOB	TOP							
22 Scott Podsednik, L (1.7) OBP: 0.347, SLG: 0.387	L5		G4-3		F9		2B		F7	5	0	1	1	0	0	1								
Tadahito Iguchi, R (1.4) OBP: 0.344, SLG: 0.420	K		25 2B		K		B1		G5-3	5	0	1	0	0	2	2								
25 Jim Thome, L (1.3) David Riske, R (7.1) Ross Gload, L (8.3) OBP: 0.286, SLG: 0.352	G4-3		1B		HR		K		23 BB	4	1	2	2	0	1	1								
23 Jermaine Dye, R (1.9) 45 Bobby Jenks, R (9.1)		24 F9	12 1B		G5-3		BB		12 HR	3	1	1	0	2	1	2								
12 A.J. Pierzynski, L (1.2) OBP: 0.371, SLG: 0.453	5 G4-6-3		1B		P6		P5		HR	5	1	3	3	0	0	2								
24 Joe Crede, R (1.5) OBP: 0.336, SLG: 0.524	F9		1B		HR		5 HBP		F8	5	1	3	1	0	0	2								
5 Juan Uribe, R (1.6) OBP: 0.266, SLG: 0.421	G4-6-3		F8		G5-3		14 G6-4-3		HBP	3	0	0	0	0	0	4								
32 Brian Anderson, R (1.8) OBP: 0.270, SLG: 0.309			SH1-4		G6-3		L8		B2	4	1	1	0	0	0	4								
Javier Vazquez, R (1.1) 14 Paul Konerko, R (7. PH) OBP: 0.397, SLG: 0.574	SH1-4		22 G4-3		25 HR		HR		G6-4-3	1	1	1	0	0	0	0								
Neal Cotts, L (8.1) Rob Mackowiak, L (9.9) OBP: 0.397, SLG: 0.379										2	1	1	1	0	0	2								
<b>Inning Stats</b>	R: 0 E: 0 K: 1 S: 6	H: 0 LOB: 0 BB: 0 P: 9	R: 0 E: 0 K: 0 S: 7	H: 2 LOB: 1 BB: 0 P: 11	R: 1 E: 0 K: 1 S: 10	H: 3 LOB: 2 BB: 0 P: 16	R: 0 E: 0 K: 0 S: 6	H: 2 LOB: 1 BB: 0 P: 9	R: 2 E: 0 K: 1 S: 15	H: 2 LOB: 0 BB: 1 P: 22	R: 1 E: 0 K: 0 S: 8	H: 1 LOB: 0 BB: 0 P: 11	R: 1 E: 0 K: 1 S: 14	H: 2 LOB: 2 BB: 1 P: 27	R: 0 E: 0 K: 0 S: 10	H: 1 LOB: 1 BB: 0 P: 16	R: 3 E: 0 K: 0 S: 12	H: 2 LOB: 0 BB: 1 P: 21	1B: 8 2B: 3 3B: 0 HR: 4	SF: 0 SAC: 1 DP: 3 HBP: 1	WP: 0 PB: 0 SB: 1 CS: 0	PA: 42		
<b>PITCHER</b>	IP	WLS	BF	H	R	ER	SO	BB	IBB	HBP	BLK	WP	HR	S	P	ERA	WHIP							
Greg Maddux, R (1.1) ERA: 4.57	6.0		26	10	4	4	3	0	0	0	0	0	2	52	78	6.00	1.667							
47 Scott Eyre, L (7.1) ERA: 2.31	0.2	B	4	2	1	1	1	0	0	0	0	0	1	11	20	13.50	3.000							
Bob Howry, R (7.1) ERA: 3.26	1.1		6	1	0	0	0	1	0	1	0	0	0	13	23	0.00	1.500							
46 Ryan Dempster, R (9.1) ERA: 5.05	1.0	L	6	2	3	3	0	1	0	0	0	0	1	12	21	27.00	3.000							

Chicago White Sox @ Chicago Cubs  
Wrigley Field, Chicago, IL  
Sat Jul 01 2006, 12:20 PM CDT  
Att: 41,027 - Cloudy - 85 F

AB 38  
R 8  
H 15  
RBI 8  
BB 2  
SO 4  
LOB 20



Batter	1	2	3	4	5	6	7	8	9	AB	R	H	RBI	BB	SO	LOB	BOTTOM							
Juan Pierre, L (1.8) OBP: 0.307, SLG: 0.335	F7				25 1B				P6	4	1	2	0	1	0	1								
Todd Walker, L (1.4) OBP: 0.364, SLG: 0.380	25 2B		F8		F8		L6		F8	5	1	1	0	0	0	2								
25 Derrek Lee, R (1.3) OBP: 0.416, SLG: 0.535	16 2B		K		16 HR		K		K	5	2	2	0	0	3	0								
16 Aramis Ramirez, R (1.5) OBP: 0.318, SLG: 0.486	1B		3B		HR		P6		G1-3	5	1	3	5	0	0	0								
Jacque Jones, L (1.9) OBP: 0.336, SLG: 0.525	2B		K		G6-3		HR		HR	4	1	2	1	0	1	1								
Phil Nevin, R (1.7) 29 Angel Pagán, S (8.7) OBP: 0.305, SLG: 0.435 OBP: 0.250, SLG: 0.300	K		G6-3		1B		L6		L6	4	0	1	0	0	1	2								
Michael Barrett, R (1.2) OBP: 0.361, SLG: 0.493	K		G5-3		G4-3		F8			4	0	0	0	0	1	3								
5 Ronny Cedeno, R (1.6) OBP: 0.297, SLG: 0.363			F9		1B		E6		P3	4	0	1	0	0	0	0								
Greg Maddux, R (1.1) 47 Scott Eyre, L (7.1) OBP: 0.176, SLG: 0.156 OBP: 1.000, SLG: 1.000	K		K		K		K		BB	3	0	0	0	0	3	2								
Bob Howry, L (7.1) John Mabry, L (8. PH) 46 Ryan Dempster, R (9.1) OBP: 0.306, SLG: 0.299 ERA: 2.41										0	0	0	0	0	0	0								
<b>Inning Stats</b>	R: 2 E: 0 K: 2 S: 16	H: 4 LOB: 2 BB: 0 P: 22	R: 0 E: 0 K: 1 S: 10	H: 1 LOB: 0 BB: 0 P: 15	R: 0 E: 0 K: 2 S: 11	H: 1 LOB: 1 BB: 0 P: 17	R: 0 E: 0 K: 1 S: 8	H: 1 LOB: 1 BB: 0 P: 15	R: 3 E: 0 K: 0 S: 17	H: 4 LOB: 1 BB: 0 P: 23	R: 0 E: 1 K: 1 S: 9	H: 0 LOB: 1 BB: 1 P: 16	R: 1 E: 0 K: 1 S: 9	H: 1 LOB: 0 BB: 0 P: 16	R: 0 E: 0 K: 0 S: 6	H: 0 LOB: 1 BB: 1 P: 10	R: 0 E: 0 K: 1 S: 8	H: 0 LOB: 0 BB: 0 P: 11	1B: 7 2B: 3 3B: 1 HR: 2	SF: 0 SAC: 0 DP: 1 HBP: 0	WP: 0 PB: 0 SB: 0 CS: 2	PA: 41		
<b>PITCHER</b>	IP	WLS	BF	H	R	ER	SO	BB	IBB	HBP	BLK	WP	HR	S	P	ERA	WHIP							
Javier Vazquez, R (1.1) ERA: 5.15	6.0		29	11	5	5	7	1	0	0	0	0	1	14	25	5.40	1.200							
David Riske, R (7.1) ERA: 2.79	1.2	W	7	1	1	1	1	1	0	0	0	0	1	14	25	5.40	1.200							
Neal Cotts, L (8.1) ERA: 2.87	0.1		1	0	0	0	0	0	0	0	0	0	0	1	1	0.00	0.000							
45 Bobby Jenks, R (9.1) ERA: 2.41	1.0	S	3	0	0	0	1	0	0	0	0	0	0	8	11	0.00	0.000							

Chicago White Sox @ Chicago Cubs  
Wrigley Field, Chicago, IL  
Sat Jul 01 2006, 12:20 PM CDT  
Att: 41,027 - Cloudy - 85 F

AB 38  
R 6  
H 12  
RBI 6  
BB 2  
SO 9  
LOB 11













Batter	1	2	3	4	5	6	7	8	9	AB	R	H	RBI	BB	SO	LOB	TOP			
Juan Pierre, L (1,8) OBP: 0.317, SLG: 0.356	0-1 1B		3-2 2B		2-1 G4-3		1-2 1B		0-1 G4-3	5	1	3	0	0	0	0	Chicago Cubs @ Houston Astros Minute Maid Park, Houston, TX Tue Jul 04 2006, 1:05 PM CDT Att. 41,502 - Roof Closed - 73 F			
Neft Perez, S (1,4) OBP: 0.281, SLG: 0.355 Todd Walker, L (7,PH) OBP: 0.359, SLG: 0.374	1-0 F7		1-2 G4-3		1-0 2B		0-1 P5		0-0 F8	3	0	1	0	0	0	2				
25 Derrek Lee, R (1,3) OBP: 0.427, SLG: 0.530	1-1 1B		3-2 1B		4-2 2B		2-2 1B		2-3 K	4	0	3	1	1	1	0				
16 Aramis Ramirez, R (1,5) OBP: 0.308, SLG: 0.470	0-0 FC6-4		0-2 L5		1-1 L4		0-2 P3			4	0	0	0	0	0	6				
Michael Barrett, R (1,2) OBP: 0.371, SLG: 0.502 Bob Howry, L (7,1) OBP: 1.000, SLG: 1.000 Glendon Rusch, L (8,1) OBP: 0.200, SLG: 0.300		4-0 BB	0-0 G5-3			4-1 FC5-4 BB	0-1 P4			2	0	0	0	2	0	3				
Phil Nevin, R (1,9) OBP: 0.305, SLG: 0.434 29 Angel Paquin, S (8,PH) OBP: 0.310, SLG: 0.552		3-3 K		1-1 1B		1-3 K		1-3 K		3	0	1	0	0	2	2				
19 Matt Murton, R (1,7) OBP: 0.250, SLG: 0.366 Jacque Jones, L (8,PH) OBP: 0.339, SLG: 0.537		4-2 BB		0-0 G6-4-3		1-2 1B		0-3 K		2	0	1	0	1	0	1				
5 Ronny Cedeno, R (1,6) OBP: 0.291, SLG: 0.354		1-3 K		1-0 F7		2-2 FC5-4		2-0 P2		4	0	0	0	0	1	4				
22 Mark Prior, R (1,1) 44 Roberto Novoa, R (7,1) OBP: 0.250, SLG: 0.500 13 Will Ohman, L (7,1) OBP: 1.000, SLG: 1.000 24 Henry Blanco, R (7,2) OBP: 0.286, SLG: 0.438		2-2 G5-3		2-1 F8		1-2 P4			3-2 HR	3	0	0	0	0	0	4				
<b>Inning Stats</b>	R: 0 E: 0 K: 0 S: 6	H: 2 LOB: 1 BB: 0 P: 8	R: 0 E: 0 K: 2 S: 13	H: 0 LOB: 2 BB: 2 P: 27	R: 1 E: 0 K: 0 S: 13	H: 2 LOB: 1 BB: 0 P: 20	R: 0 E: 0 K: 0 S: 4	H: 1 LOB: 0 BB: 0 P: 6	R: 0 E: 0 K: 1 S: 12	H: 1 LOB: 2 BB: 1 P: 23	R: 0 E: 0 K: 0 S: 16	H: 2 LOB: 2 BB: 0 P: 19	R: 0 E: 0 K: 2 S: 7	H: 0 LOB: 0 BB: 0 P: 10	R: 1 E: 0 K: 1 S: 10	H: 1 LOB: 0 BB: 0 P: 15		1B: 7 2B: 2 3B: 0 HR: 1	SF: 0 SAC: 0 DP: 1 HBP: 0	WP: 0 PB: 0 SB: 0 CS: 3
<b>PITCHER</b>	IP WLS BF H R ER SO	IP WLS BF H R ER SO	IP WLS BF H R ER SO	IP WLS BF H R ER SO	IP WLS BF H R ER SO	IP WLS BF H R ER SO	IP WLS BF H R ER SO	IP WLS BF H R ER SO	IP WLS BF H R ER SO	IP WLS BF H R ER SO	IP WLS BF H R ER SO	IP WLS BF H R ER SO	IP WLS BF H R ER SO	IP WLS BF H R ER SO	IP WLS BF H R ER SO	IP WLS BF H R ER SO	ERA WHIP	ERA WHIP		
Andy Pettitte, L (1,1) ERA: 5.37	6.0	W	27	7	1	1	3	4	0	0	0	0	0	0	0	0	0	1.50	1.833	
Dan Wheeler, R (7,1) ERA: 3.72	2.0	H	8	2	0	0	2	0	0	0	0	0	0	0	0	0	0	0.00	1.000	
54 Brad Lidge, R (9,1) ERA: 5.35	1.0		4	1	1	1	1	0	0	0	0	0	0	0	0	0	0	9.00	1.000	

Batter	1	2	3	4	5	6	7	8	9	AB	R	H	RBI	BB	SO	LOB	BOTTOM			
Craig Biggio, R (1,4) OBP: 0.339, SLG: 0.430 16 Jason Lane, R (9,9) OBP: 0.336, SLG: 0.399	0-0 L5		4-0 HBP 1B BB		0-3 K		0-1 SH2-4 1B	1-2 2B 1B		4	1	2	1	1	1	0	Chicago Cubs @ Houston Astros Minute Maid Park, Houston, TX Tue Jul 04 2006, 1:05 PM CDT Att. 41,502 - Roof Closed - 73 F			
Willy Taveras, R (1,8) OBP: 0.315, SLG: 0.317	2-3 K		3-2 1B HBP		1-3 K		0-1 SH2-4	0-3 K		3	1	0	0	0	3	3				
Mike Lamb, L (1,3) OBP: 0.381, SLG: 0.536	4-2 BB		3-1 1B		0-0 G1-3		4-1 BB	1-1 2B		3	0	2	3	2	0	0				
17 Lance Berkman, S (1,9) OBP: 0.404, SLG: 0.625 54 Brad Lidge, R (9,1)	3-3 K		0-0 1B		1-2 1B		3-2 G6-3	2-3 K	4-2 BB	4	0	1	1	1	2	3				
Preston Wilson, R (1,7) OBP: 0.325, SLG: 0.432		1-3 K	0-1 G1-3		1-0 2B		1-2 F7	0-3 K		5	1	1	0	0	2	7				
Morgan Ensberg, R (1,5) OBP: 0.391, SLG: 0.506	0-0 F8		3-1 F8		4-0 BB		4-1 SH3-4 1B BB		2	2	0	0	2	0	0	0				
28 Adam Everett, R (1,6) OBP: 0.290, SLG: 0.327	0-1 G6-3		3-0 1B		4-2 BB		2-2 1B SH3-4 1B		3	1	2	0	1	0	0	0				
Brad Ausmus, R (1,2) OBP: 0.310, SLG: 0.303			1-1 G1-2-3		2-3 K		2-1 L4	0-0 SH3-4		3	0	0	0	0	1	4				
Andy Pettitte, L (1,1) OBP: 0.125, SLG: 0.161 Orlando Palmeiro, L (6,PH) OBP: 0.254, SLG: 0.274 Dan Wheeler, R (7,1) 2 Chris Burke, R (8,PH) OBP: 0.367, SLG: 0.469			2-3 K		1-2 F8		3-2 F9	4-1 1B BB		2	0	0	0	0	1	1				
<b>Inning Stats</b>	R: 0 E: 0 K: 2 S: 10	H: 0 LOB: 1 BB: 1 P: 19	R: 0 E: 0 K: 1 S: 7	H: 0 LOB: 0 BB: 0 P: 8	R: 2 E: 0 K: 1 S: 12	H: 2 LOB: 1 BB: 1 P: 25	R: 0 E: 0 K: 1 S: 9	H: 1 LOB: 1 BB: 0 P: 18	R: 0 E: 0 K: 2 S: 7	H: 0 LOB: 0 BB: 0 P: 8	R: 2 E: 0 K: 0 S: 14	H: 1 LOB: 1 BB: 2 P: 31	R: 0 E: 0 K: 1 S: 12	H: 1 LOB: 2 BB: 1 P: 19	R: 3 E: 0 K: 2 S: 21	H: 3 LOB: 3 BB: 3 P: 37		1B: 6 2B: 2 3B: 0 HR: 0	SF: 0 SAC: 2 DP: 0 HBP: 1	WP: 3 PB: 0 SB: 0 CS: 0
<b>PITCHER</b>	IP WLS BF H R ER SO	IP WLS BF H R ER SO	IP WLS BF H R ER SO	IP WLS BF H R ER SO	IP WLS BF H R ER SO	IP WLS BF H R ER SO	IP WLS BF H R ER SO	IP WLS BF H R ER SO	IP WLS BF H R ER SO	IP WLS BF H R ER SO	IP WLS BF H R ER SO	IP WLS BF H R ER SO	IP WLS BF H R ER SO	IP WLS BF H R ER SO	IP WLS BF H R ER SO	IP WLS BF H R ER SO	ERA WHIP	ERA WHIP		
22 Mark Prior, R (1,1) ERA: 7.71	6.0	L	27	4	4	3	7	4	4	3	0	1	0	0	0	0	4.50	1.333		
44 Roberto Novoa, R (7,1) ERA: 5.22	0.1		2	1	0	0	0	0	0	0	0	4	4	0	0	0	0.00	3.000		
13 Will Ohman, L (7,1) ERA: 4.46	0.1		2	0	0	0	1	1	0	0	0	5	11	0	0	0	0.00	3.000		
Bob Howry, R (7,1) ERA: 3.35	0.1		1	0	0	0	0	0	0	0	0	3	4	0	0	0	0.00	0.000		
Glendon Rusch, L (8,1) ERA: 8.19	1.0		9	3	3	3	2	3	0	0	0	21	37	27	0	0	27.00	6.000		

AB 35  
R 2  
H 10  
RBI 2  
BB 4  
SO 6  
LOB 23



AB 30  
R 7  
H 8  
RBI 5  
BB 8  
SO 10  
LOB 19





Batter	1	2	3	4	5	6	7	8	9	AB	R	H	RBI	BB	SO	LOB	TOP					
Juan Pierre, L (1.8) OBP: 0.314, SLG: 0.352	1-1 G4-3		2-2 F7		1-2 G1-3		0-1 G6-3			4	0	0	0	0	0	4						
29 Angel Pagan, S (1.7) OBP: 0.273, SLG: 0.485	1-0 F8			1-2 G3		0-3 K	2-2 P6			4	0	0	0	0	1	1						
25 Derrek Lee, R (1.3) OBP: 0.430, SLG: 0.523	2-2 G4-3			4-1 CS BB		2-1 BB 1B		0-1 P3		3	0	1	0	1	0	0						
Jacque Jones, L (1.9) OBP: 0.338, SLG: 0.533		0-2 P5		3-3 K		1-0 BB 1B		2-1 G4-3		4	0	1	0	0	1	1						
16 Aramis Ramirez, R (1.5) OBP: 0.304, SLG: 0.464	0-0 F8				1-3 K	0-1 F7		0-3 K		4	0	0	0	0	2	2						
Michael Barrett, R (1.2) OBP: 0.377, SLG: 0.509	1-2 G5-3				0-0 2B 1B	4-0 FC3-6 BB			2-0 FC3-5 2B	3	1	2	0	1	0	0						
Todd Walker, L (1.4) OBP: 0.357, SLG: 0.375			0-1 F7		0-0 1B 2B	1-0 FC3-6			0-0 FC3-5 2B	4	0	1	1	0	0	4						
46 Ryan Dempster, R (9.1)					1-1 1B 2B	1-2 2B			2-3 K	0	0	0	0	0	0	0						
Neffi Perez, S (1.6) (9.4)			45 SH1-4 1B		1-1 45 SH1-3 1B		0-1 G6-3 45 SH2-4 1B		2-3 K	4	0	3	0	0	1	1						
45 Sean Marshall, L (1.1) OBP: 0.111, SLG: 0.111			0-1 SH1-4		0-0 SH1-3		1-1 SH2-4		1-3 K	0	0	0	0	0	0	0						
Bob Howry, L (8.1) OBP: 1.000, SLG: 1.000										0	0	0	0	0	0	0						
Phil Nevin, R (9. PH) OBP: 0.304, SLG: 0.432										1	0	0	0	0	1	1						
5 Ronny Cedeno, R (9.6) OBP: 0.291, SLG: 0.354										0	0	0	0	0	0	0						
<b>Inning Stats</b>	R: 0 E: 0 K: 0 S: 6	H: 0 LOB: 0 BB: 0 P: 10	R: 0 E: 0 K: 0 S: 7	H: 0 LOB: 0 BB: 0 P: 8	R: 0 E: 0 K: 0 S: 8	H: 1 LOB: 1 BB: 0 P: 11	R: 0 E: 0 K: 1 S: 8	H: 0 LOB: 1 BB: 1 P: 16	R: 1 E: 0 K: 1 S: 12	H: 3 LOB: 3 BB: 1 P: 15	R: 0 E: 0 K: 1 S: 10	H: 2 LOB: 3 BB: 1 P: 18	R: 0 E: 0 K: 1 S: 9	H: 1 LOB: 0 BB: 0 P: 12	R: 0 E: 0 K: 1 S: 8	H: 0 LOB: 0 BB: 0 P: 10	R: 0 E: 0 K: 2 S: 8	H: 1 LOB: 1 BB: 0 P: 13	1B: 6 2B: 3 3B: 0 HR: 0	SF: 0 SAC: 3 DP: 1 HBP: 0	WP: 0 PB: 0 SB: 0 CS: 1	PA: 36
<b>PITCHER</b> 44 Roy Oswalt, R (1.1) ERA: 3.1	IP: 9.0 WLS: L BF: 36 H: 8 R: 1 ER: 1 SO: 6 BB: 2 IBB: 0 HBP: 0 BLK: 0 WP: 0 HR: 0 S: 76 P: 113 ERA: 1.00 WHIP: 1.111															<b>PITCHER</b>						

Chicago Cubs @ Houston Astros  
Minute Maid Park, Houston, TX  
Wed Jul 05 2006, 7:05 PM CDT  
Att: 31,952 - Roof Closed - 73 F

AB	31
R	1
H	8
RBI	1
BB	2
SO	6
LOB	14



Batter	1	2	3	4	5	6	7	8	9	AB	R	H	RBI	BB	SO	LOB	BOTTOM					
Craig Biggio, R (1.4) OBP: 0.343, SLG: 0.436	1-0 HBP 1B		1-0 F8		2-1 L5		1-0 SH2-4 2B		0-1 FC6-4 1B	5	0	3	0	0	0	0						
2 Chris Burke, R (1.8) OBP: 0.370, SLG: 0.470	2-2 L6		1-2 BB 1B		3-2 17 E BB 1B		0-0 SH2-4		3-2 P2	4	0	2	0	0	0	3						
Morgan Ensberg, R (1.5) OBP: 0.394, SLG: 0.502	1-0 HBP		4-2 BB		4-1 17 E BB		3-2 G6-3		1-1 FC6-4	2	0	0	0	2	0	3						
17 Lance Berkman, S (1.3) OBP: 0.399, SLG: 0.617	1-0 L8		0-0 P4		1-2 L5		0-1 G4-3			4	0	0	0	0	0	7						
Preston Wilson, R (1.7) OBP: 0.324, SLG: 0.428	2-1 P3			0-0 L3		4-0 IBB		0-2 K		3	0	0	0	1	1	2						
16 Jason Lane, R (1.9) OBP: 0.335, SLG: 0.401		1-0 F9		2-2 FC1-5 2B		2-1 F8		2-2 F9		4	0	1	0	0	0	3						
4 Eric Bruntlett, R (1.6) OBP: 0.347, SLG: 0.329		1-3 K		0-2 FC1-5-6 1B			2-0 P2		2-2 G4-3	4	0	0	0	0	1	1						
Brad Ausmus, R (1.2) OBP: 0.311, SLG: 0.304		3-0 F8		1-0 BB		1-0 F9		4-0 1B BB		3	0	1	0	0	0	0						
Otlando Palmeiro, L (9. PH) OBP: 0.294, SLG: 0.274										0	0	0	0	1	0	0						
Wily Taveras, R (9. PR) OBP: 0.316, SLG: 0.317										0	0	0	0	0	0	0						
44 Roy Oswalt, R (1.1) OBP: 0.158, SLG: 0.139			2-1 G6-3		0-1 G1-3		0-3 K		0-3 K	3	0	0	0	0	1	2						
Mike Lamb, L (9. PH) OBP: 0.379, SLG: 0.533										1	0	0	0	0	1	1						
<b>Inning Stats</b>	R: 0 E: 0 K: 0 S: 7	H: 1 LOB: 2 BB: 0 P: 14	R: 0 E: 0 K: 1 S: 5	H: 0 LOB: 0 BB: 0 P: 10	R: 0 E: 0 K: 0 S: 9	H: 1 LOB: 2 BB: 1 P: 17	R: 0 E: 0 K: 0 S: 11	H: 2 LOB: 2 BB: 0 P: 14	R: 0 E: 1 K: 0 S: 12	H: 1 LOB: 3 BB: 2 P: 28	R: 0 E: 0 K: 1 S: 5	H: 0 LOB: 0 BB: 0 P: 8	R: 0 E: 0 K: 0 S: 7	H: 1 LOB: 1 BB: 0 P: 11	R: 0 E: 0 K: 1 S: 12	H: 0 LOB: 0 BB: 0 P: 16	R: 0 E: 0 K: 1 S: 12	H: 1 LOB: 2 BB: 1 P: 20	1B: 5 2B: 2 3B: 0 HR: 0	SF: 0 SAC: 1 DP: 0 HBP: 1	WP: 0 PB: 0 SB: 0 CS: 0	PA: 39
<b>PITCHER</b> 45 Sean Marshall, L (1.1) ERA: 4.8	IP: 7.0 WLS: W BF: 31 H: 6 R: 0 ER: 0 SO: 2 BB: 2 IBB: 1 HBP: 0 BLK: 0 WP: 0 HR: 0 S: 56 P: 102 ERA: 0.00 WHIP: 1.143															<b>PITCHER</b>						
Bob Howry, R (8.1) ERA: 3.27	1.0 H 3 0 0 0 1 0 0 0 0 0 0 12 16 0.00 0.000																					
46 Ryan Dempster, R (9.1) ERA: 4.91	1.0 S 5 1 0 0 1 1 0 0 0 0 0 12 20 0.00 2.000																					

Chicago Cubs @ Houston Astros  
Minute Maid Park, Houston, TX  
Wed Jul 05 2006, 7:05 PM CDT  
Att: 31,952 - Roof Closed - 73 F

AB	33
R	0
H	7
RBI	0
BB	4
SO	4
LOB	22







Batter	1	2	3	4	5	6	7	8	9	AB	R	H	RBI	BB	SO	LOB	TOP			
Juan Pierre, L (1,8) OBP: 0.316, SLG: 0.354	G4-3			16 1B		25 S		G4-3		4	0	2	0	0	0	0	<b>Chicago Cubs @ Milwaukee Brewers</b> Miller Park, Milwaukee, WI Thu Jul 06 2006, 7:05 PM CDT Att: 37,326 - Clear - 73 F			
Neft Perez, S (1,4) OBP: 0.266, SLG: 0.356	F8			K		P4		P3		4	0	0	0	0	1	2				
25 Derrek Lee, R (1,3) OBP: 0.423, SLG: 0.522	G6-3			K		G6-3				4	0	1	0	0	1	2				
16 Aramis Ramirez, R (1,5) OBP: 0.307, SLG: 0.468		G6-3								4	0	2	0	0	1	1				
29 Angel Pagán, S (1,9) OBP: 0.243, SLG: 0.432	F7			FC6-4						4	0	0	0	0	0	3				
19 Matt Murton, R (1,7) OBP: 0.337, SLG: 0.366	F7									3	0	1	0	0	0	0				
5 Ronny Cedeno, R (1,6) OBP: 0.288, SLG: 0.350										3	0	0	0	0	0	1				
24 Henry Blanco, R (1,2) OBP: 0.280, SLG: 0.429										2	0	0	0	0	1	0				
Michael Barrett, R (8, PH) OBP: 0.376, SLG: 0.507				K		P4		F7		1	0	0	0	0	0	0				
Greg Maddux, R (1,1) OBP: 0.167, SLG: 0.147										2	0	0	0	0	1	0				
44 Roberto Novoa, R (7,1) OBP: 0.250, SLG: 0.500				G6-3						0	0	0	0	0	0	0				
47 Scott Eyre, L (7,1) OBP: 0.250, SLG: 0.500										0	0	0	0	0	0	0				
Phil Nevin, R (8, PH) OBP: 0.303, SLG: 0.431										1	0	0	0	0	1	0				
Scott Williamson, R (8,1) OBP: 0.303, SLG: 0.431										0	0	0	0	0	0	0				
<b>Inning Stats</b>	R: 0 E: 0 K: 0 S: 5	H: 0 LOB: 0 BB: 0 P: 7	R: 0 E: 0 K: 0 S: 6	H: 0 LOB: 0 BB: 0 P: 9	R: 0 E: 0 K: 1 S: 7	H: 0 LOB: 0 BB: 0 P: 9	R: 0 E: 0 K: 2 S: 12	H: 2 LOB: 2 BB: 0 P: 19	R: 0 E: 0 K: 0 S: 5	H: 1 LOB: 1 BB: 0 P: 11	R: 0 E: 0 K: 0 S: 8	H: 2 LOB: 1 BB: 0 P: 10	R: 0 E: 0 K: 1 S: 7	H: 0 LOB: 0 BB: 0 P: 8	R: 0 E: 0 K: 1 S: 9	H: 1 LOB: 1 BB: 0 P: 15	1B: 4 2B: 2 3B: 0 HR: 0	SF: 0 SAC: 0 DP: 0 HBP: 0	WP: 0 PB: 0 SB: 1 CS: 0	PA: 32
<b>PITCHER</b> 39 Chris Capuano, L (1,1) ERA: 3.21	IP: 9.0 WLS: W BF: 32 H: 6 R: 0 ER: 0 SO: 6 BB: 0 IBB: 0 HBP: 0 BLK: 0 WP: 0 HR: 0 S: 66 P: 97 ERA: 0.00 WHIP: 0.667															<b>PITCHER</b>				

Batter	1	2	3	4	5	6	7	8	9	AB	R	H	RBI	BB	SO	LOB	BOTTOM			
23 Rickie Weeks Jr., R (1,4) OBP: 0.368, SLG: 0.408	E3 G3-6-1 1B		G1-3							4	1	2	1	0	0	0	<b>Chicago Cubs @ Milwaukee Brewers</b> Miller Park, Milwaukee, WI Thu Jul 06 2006, 7:05 PM CDT Att: 37,326 - Clear - 73 F			
Jeff Cirillo, R (1,5) OBP: 0.415, SLG: 0.464			E6 1B							3	0	1	0	1	0	1				
Geoff Jenkins, L (1,9) OBP: 0.335, SLG: 0.406			G3-6-1							4	0	2	1	0	1	3				
Carlos Lee, R (1,7) OBP: 0.344, SLG: 0.556			G6-3							4	0	1	0	0	0	5				
28 Prince Fielder, L (1,3) OBP: 0.320, SLG: 0.487			G4-3							4	0	0	0	0	0	3				
2 Bill Hall, R (1,6) OBP: 0.324, SLG: 0.566										4	0	1	0	0	0	0				
Damian Miller, R (1,2) OBP: 0.339, SLG: 0.441			K							3	0	0	0	0	2	1				
18 Gabe Gross, L (1,8) OBP: 0.368, SLG: 0.483			G3							3	1	1	0	0	1	1				
39 Chris Capuano, L (1,1) OBP: 0.150, SLG: 0.132			G4-3							2	0	0	0	0	0	0				
<b>Inning Stats</b>	R: 0 E: 1 K: 0 S: 7	H: 1 LOB: 1 BB: 0 P: 9	R: 0 E: 0 K: 1 S: 8	H: 1 LOB: 1 BB: 0 P: 15	R: 0 E: 1 K: 0 S: 10	H: 1 LOB: 2 BB: 0 P: 14	R: 0 E: 0 K: 1 S: 7	H: 0 LOB: 0 BB: 0 P: 8	R: 2 E: 0 K: 0 S: 15	H: 3 LOB: 2 BB: 1 P: 25	R: 0 E: 0 K: 1 S: 6	H: 0 LOB: 0 BB: 0 P: 7	R: 0 E: 0 K: 1 S: 9	H: 1 LOB: 1 BB: 0 P: 13	R: 0 E: 0 K: 0 S: 7	H: 1 LOB: 0 BB: 0 P: 8		1B: 5 2B: 3 3B: 0 HR: 0	SF: 0 SAC: 1 DP: 2 HBP: 0	WP: 0 PB: 0 SB: 2 CS: 0
<b>PITCHER</b> Greg Maddux, R (1,1) ERA: 4.49	IP: 6.0 WLS: L BF: 26 H: 6 R: 2 ER: 2 SO: 3 BB: 1 IBB: 0 HBP: 0 BLK: 0 WP: 0 HR: 0 S: 60 P: 78 ERA: 3.00 WHIP: 1.167															<b>PITCHER</b>				
44 Roberto Novoa, R (7,1) ERA: 5.13	0.2	3	1	0	0	0	0	0	0	0	0	6	9	0.00	1.500					
47 Scott Eyre, L (7,1) ERA: 2.5	0.1	1	0	0	0	1	0	0	0	0	0	3	4	0.00	0.000					
Scott Williamson, R (8,1) ERA: 4.21	1.0	3	1	0	0	0	0	0	0	0	0	7	8	0.00	1.000					

**AB 32**  
**R 0**  
**H 6**  
**RBI 0**  
**BB 0**  
**SO 6**  
**LOB 9**



**AB 31**  
**R 2**  
**H 8**  
**RBI 2**  
**BB 1**  
**SO 4**  
**LOB 14**





Batter	1	2	3	4	5	6	7	8	9	AB	R	H	RBI	BB	SO	LOB	TOP					
Juan Pierre, L (1.8) OBP: 0.319, SLG: 0.360										5	2	3	1	0	0	0	<b>Chicago Cubs @ Milwaukee Brewers</b> Miller Park, Milwaukee, WI Fri Jul 07 2006, 7:05 PM CDT Att: 41,172 - Clear - 77 F					
Todd Walker, L (1.4) OBP: 0.358, SLG: 0.385 47 Scott Eyre, L (8.1) 46 Ryan Dempster, R (9.1)										4	1	1	1	1	0	2						
Michael Barrett, R (1.2) OBP: 0.380, SLG: 0.511										4	1	2	1	1	0	2						
16 Aramis Ramirez, R (1.5) OBP: 0.311, SLG: 0.466										3	1	1	1	2	0	3						
Phil Nevin, R (1.3) OBP: 0.306, SLG: 0.428 Bob Howry, L (7.1) 29 Angel Pagan, S (8.7)										2	0	0	0	2	0	2						
Jacque Jones, L (1.9) OBP: 0.336, SLG: 0.527										5	1	1	1	0	1	4						
19 Matt Murton, R (1.7) Neftali Feliz, S (8.4)										4	1	2	1	0	1	2						
5 Ronny Cedeno, R (1.6) OBP: 0.285, SLG: 0.347										3	0	0	0	0	2	4						
38 Carlos Zambrano, S (1.1) John Mabry, L (7.3)										3	0	0	0	0	1	2						
										1	0	0	1	0	0	1						
<b>Inning Stats</b>	R: 1 E: 0 K: 0 S: 8	H: 2 LOB: 1 BB: 0 P: 12	R: 0 E: 0 K: 1 S: 6	H: 0 LOB: 0 BB: 0 P: 9	R: 0 E: 0 K: 0 S: 12	H: 1 LOB: 1 BB: 0 P: 17	R: 0 E: 0 K: 1 S: 14	H: 0 LOB: 2 BB: 2 P: 24	R: 0 E: 0 K: 0 S: 15	H: 0 LOB: 0 BB: 0 P: 22	R: 2 E: 0 K: 2 S: 14	H: 2 LOB: 2 BB: 2 P: 26	R: 1 E: 0 K: 0 S: 13	H: 1 LOB: 1 BB: 1 P: 24	R: 3 E: 0 K: 0 S: 14	H: 4 LOB: 2 BB: 1 P: 28	R: 0 E: 0 K: 2 S: 8	H: 0 LOB: 0 BB: 0 P: 13	1B: 7 2B: 2 3B: 0 HR: 1	SF: 0 SAC: 1 DP: 0 HBP: 0	WP: 0 PB: 0 SB: 1 CS: 0	PA: 43
<b>PITCHER</b>	IP WLS BF H R ER SO BB IBB HBP BLK WP HR S P ERA WHIP																					
13 Zach Jackson, L (1.1) ERA: 5.94	5.1 L 24 4 3 3 2 4 0 0 0 0 0 0 1 23 36 5.06 1.500																					
52 Jose Capellan, R (6.1) ERA: 4.15	1.2 8 2 1 1 2 1 0 0 0 0 0 1 23 36 5.40 1.800																					
Dan Kolb, R (8.1) ERA: 6.35	0.1 3 2 2 2 0 0 0 0 0 0 0 0 5 8 54.00 6.000																					
Brian Shouse, L (8.1) ERA: 3.18	0.1 4 2 1 1 0 1 0 0 0 0 0 0 7 16 27.00 9.000																					
Rick Helling, R (8.1) ERA: 5.93	1.1 4 0 0 0 2 0 0 0 0 0 0 0 10 17 0.00 0.000																					

Batter	1	2	3	4	5	6	7	8	9	AB	R	H	RBI	BB	SO	LOB	BOTTOM					
23 Rickie Weeks Jr., R (1.4) OBP: 0.366, SLG: 0.495										5	0	1	0	0	3	2	<b>Chicago Cubs @ Milwaukee Brewers</b> Miller Park, Milwaukee, WI Fri Jul 07 2006, 7:05 PM CDT Att: 41,172 - Clear - 77 F					
Jeff Cirillo, R (1.5) OBP: 0.406, SLG: 0.452										5	1	1	0	0	2							
Geoff Jenkins, L (1.9) OBP: 0.337, SLG: 0.411										3	0	1	0	1	0	1						
Carlos Lee, R (1.7) OBP: 0.348, SLG: 0.557										3	0	2	1	1	0	0						
28 Prince Fielder, L (1.3) OBP: 0.322, SLG: 0.486										3	0	1	0	1	1	2						
2 Bill Hall, R (1.6) OBP: 0.319, SLG: 0.558										4	0	0	0	0	3	5						
18 Gabe Gross, L (1.8) OBP: 0.364, SLG: 0.471										3	0	0	0	1	2	4						
11 Mike Rivera, R (1.2) OBP: 0.250, SLG: 1.000										4	1	1	1	0	1	1						
13 Zach Jackson, L (1.1) OBP: 0.143, SLG: 0.143 52 Jose Capellan, R (7.1) Brady Clark, R (7.1) Dan Kolb, R (8.1) Brian Shouse, L (8.1) Rick Helling, R (8.1) 1 Corey Hart, R (9.1) OBP: 0.385, SLG: 0.382										1	0	0	0	0	0	0						
										0	0	0	0	0	0	0						
<b>Inning Stats</b>	R: 0 E: 0 K: 1 S: 13	H: 1 LOB: 2 BB: 1 P: 22	R: 0 E: 0 K: 2 S: 10	H: 0 LOB: 0 BB: 0 P: 12	R: 0 E: 0 K: 0 S: 8	H: 1 LOB: 1 BB: 0 P: 12	R: 0 E: 0 K: 1 S: 8	H: 0 LOB: 0 BB: 1 P: 14	R: 0 E: 0 K: 1 S: 13	H: 0 LOB: 1 BB: 1 P: 21	R: 1 E: 0 K: 1 S: 22	H: 3 LOB: 2 BB: 1 P: 31	R: 0 E: 0 K: 2 S: 11	H: 0 LOB: 0 BB: 1 P: 21	R: 0 E: 0 K: 1 S: 20	H: 1 LOB: 2 BB: 1 P: 31	R: 1 E: 0 K: 1 S: 11	H: 1 LOB: 0 BB: 0 P: 14	1B: 5 2B: 0 3B: 1 HR: 1	SF: 0 SAC: 1 DP: 1 HBP: 0	WP: 1 PB: 0 SB: 0 CS: 0	PA: 38
<b>PITCHER</b>	IP WLS BF H R ER SO BB IBB HBP BLK WP HR S P ERA WHIP																					
38 Carlos Zambrano, R (1.1) ERA: 3.24	6.0 W 25 5 1 1 6 3 0 0 0 0 0 0 11 21 1.50 1.333																					
Bob Howry, R (7.1) ERA: 3.19	1.0 H 4 0 0 0 2 1 0 0 0 0 0 0 11 21 0.00 1.000																					
47 Scott Eyre, L (8.1) ERA: 2.43	1.0 5 1 0 0 1 1 0 0 0 0 1 0 20 31 0.00 2.000																					
46 Ryan Dempster, R (9.1) ERA: 5.02	1.0 4 1 1 1 1 0 0 0 0 0 1 1 11 14 9.00 1.000																					





Batter	1	2	3	4	5	6	7	8	9	AB	R	H	RBI	BB	SO	LOB	TOP										
Juan Pierre, L (1,8) OBP: 0.318, SLG: 0.358	G4-3		K				G6-3		FC5-6	5	0	1	0	0	1	1	<p>Chicago Cubs @ Milwaukee Brewers</p> <p>Miller Park, Milwaukee, WI</p> <p>Sat Jul 08 2006, 6:05 PM CDT</p> <p>Att: 42,268 - Cloudy - 82 F</p>										
Todd Walker, L (1,4) OBP: 0.359, SLG: 0.388 46 Ryan Dempster, R (9,1)	K2-3		K						K	5	0	2	0	0	3	1											
25 Derrek Lee, R (1,3) OBP: 0.405, SLG: 0.495	K				G4-3	F8	G6-3		K	5	0	0	0	0	2	4											
Jacque Jones, L (1,9) OBP: 0.331, SLG: 0.519		F7			K		K		L3	4	0	0	0	0	2	0											
16 Aramis Ramirez, R (1,5) OBP: 0.313, SLG: 0.468		19 FC6-4 1B HBP			G4-3		P2		1B 19 FC6-4 2B	3	1	1	0	0	0	0											
Michael Barrett, R (1,2) OBP: 0.390, SLG: 0.520		1-0 19 FC6-4 1B				0-0 19 3B	3-1 5 1B		2-2 19 FC6-4 1B	4	1	4	0	0	0	0											
19 Matt Murton, R (1,7) OBP: 0.342, SLG: 0.378 Bob Howry, L (8,1) OBP: 1.000, SLG: 1.000 Neifi Perez, S (9,4) OBP: 0.265, SLG: 0.354	FC6-4					1-1 5 SF7 3B	1-2 5 1B		2-1 FC6-4 5 FC5-4 1B	4	1	2	2	0	0	3											
5 Ronny Cedeno, R (1,6) OBP: 0.285, SLG: 0.347		0-0 F8				0-0 SF7	0-1 1B		2-1 FC5-4	3	0	1	1	0	0	3											
49 Carlos Marmol, R (1,1) John Mabry, L (7, PH) OBP: 0.307, SLG: 0.292 44 Roberto Novoa, R (7,1) OBP: 0.250, SLG: 0.500 47 Scott Eyre, L (8,1) 29 Angel Pagán, S (8,7) OBP: 0.256, SLG: 0.436			K			0-0 G5-3			0-1 FC5-6 1B	2	0	0	0	0	1	0											
<b>Inning Stats</b>	R: 0 E: 0 K: 2 S: 8	H: 0 LOB: 0 BB: 0 P: 13	R: 0 E: 0 K: 0 S: 8	H: 1 LOB: 2 BB: 0 P: 12	R: 0 E: 0 K: 3 S: 10	H: 0 LOB: 0 BB: 0 P: 13	R: 0 E: 0 K: 1 S: 12	H: 0 LOB: 0 BB: 0 P: 16	R: 2 E: 0 K: 0 S: 8	H: 4 LOB: 2 BB: 0 P: 12	R: 0 E: 0 K: 1 S: 11	H: 3 LOB: 2 BB: 0 P: 15	R: 0 E: 0 K: 1 S: 14	H: 1 LOB: 1 BB: 0 P: 23	R: 1 E: 0 K: 0 S: 13	H: 2 LOB: 1 BB: 0 P: 21		R: 0 E: 0 K: 2 S: 9	H: 1 LOB: 1 BB: 0 P: 14	1B: 9 2B: 2 3B: 1 HR: 0	SF: 1 SAC: 0 DP: 0 HBP: 1	WP: 0 PB: 0 SB: 2 CS: 0	PA: 39				
<b>PITCHER</b>	IP	WLS	BF	H	R	ER	SO	BB	IBB	HBP	BLK	WP	HR	S	P	ERA	WHIP										
31 Dave Bush, R (1,1) ERA: 4.34	7.0	L	30	9	2	2	8	0	0	1	0	0	0	71	104	2.57	1.286										
Matt Wise, R (8,1) ERA: 4.75	1.0		6	3	1	1	0	0	0	0	0	0	0	15	23	9.00	3.000										
Dana Eveland, L (9,1) ERA: 8.28	0.2		2	0	0	0	1	0	0	0	0	0	0	4	8	0.00	0.000										
Derrick Turnbow, R (9,1) ERA: 4.74	0.1		1	0	0	0	1	0	0	0	0	0	0	3	4	0.00	0.000										

AB	37
R	3
H	12
RBI	3
BB	0
SO	10
LOB	12



Batter	1	2	3	4	5	6	7	8	9	AB	R	H	RBI	BB	SO	LOB	BOTTOM										
23 Rickie Weeks Jr., R (1,4) OBP: 0.364, SLG: 0.400	F8	P3					G6-3		K	4	0	0	0	0	1	1	<p>Chicago Cubs @ Milwaukee Brewers</p> <p>Miller Park, Milwaukee, WI</p> <p>Sat Jul 08 2006, 6:05 PM CDT</p> <p>Att: 42,268 - Cloudy - 82 F</p>										
Jeff Cirillo, R (1,5) OBP: 0.406, SLG: 0.441	28 BB PB BB						G4-3		K	3	0	0	0	2	1	2											
Geoff Jenkins, L (1,9) OBP: 0.333, SLG: 0.406	L7	G3					G5-3			4	0	0	0	0	0	3											
Carlos Lee, R (1,7) OBP: 0.350, SLG: 0.555	28 BB BB						F7		1B 1B	3	0	1	0	1	0	0											
28 Prince Fielder, L (1,3) OBP: 0.321, SLG: 0.481	1-2 2-3 BB						G4-3		K	3	0	0	0	1	1	1											
2 Bill Hall, R (1,6) OBP: 0.315, SLG: 0.550	K						F9		L8	4	0	0	0	0	2	4											
Damian Miller, R (1,2) OBP: 0.342, SLG: 0.447 Chris Barnwell, R (8, PR) OBP: 0.214, SLG: 0.154 11 Mike Rivera, R (9,2) OBP: 0.250, SLG: 1.000		1-0 31 2B					K		1B 1B	4	1	2	0	0	2	0											
Brady Clark, R (1,8) OBP: 0.379, SLG: 0.328		3-2 P6					31 SH3-4 BB		K	3	0	1	0	1	1	3											
31 Dave Bush, R (1,1) OBP: 0.167, SLG: 0.222 Matt Wise, R (8,1) Dana Eveland, L (9,1) Derrick Turnbow, R (9,1) 18 Gabe Gross, L (8, PH) OBP: 0.282, SLG: 0.467		0-0 2B					SH3-4		F9	2	0	1	1	0	0	1											
<b>Inning Stats</b>	R: 0 E: 0 K: 1 S: 15	H: 0 LOB: 3 BB: 3 P: 29	R: 1 E: 0 K: 0 S: 17	H: 2 LOB: 1 BB: 1 P: 29	R: 0 E: 0 K: 1 S: 7	H: 0 LOB: 0 BB: 0 P: 11	R: 0 E: 0 K: 1 S: 10	H: 0 LOB: 2 BB: 1 P: 17	R: 0 E: 0 K: 0 S: 5	H: 0 LOB: 0 BB: 0 P: 6	R: 0 E: 0 K: 1 S: 9	H: 1 LOB: 1 BB: 0 P: 11	R: 0 E: 0 K: 0 S: 8	H: 0 LOB: 0 BB: 0 P: 11	R: 0 E: 0 K: 2 S: 14	H: 2 LOB: 2 BB: 0 P: 18		R: 0 E: 0 K: 2 S: 11	H: 0 LOB: 0 BB: 0 P: 18	1B: 3 2B: 2 3B: 0 HR: 0	SF: 0 SAC: 1 DP: 0 HBP: 1	WP: 0 PB: 1 SB: 2 CS: 0	PA: 38				
<b>PITCHER</b>	IP	WLS	BF	H	R	ER	SO	BB	IBB	HBP	BLK	WP	HR	S	P	ERA	WHIP										
49 Carlos Marmol, R (1,1) ERA: 4.23	6.0	W	27	3	1	1	4	5	0	1	0	0	0	9	14	0.00	1.000										
44 Roberto Novoa, R (7,1) ERA: 5.01	1.0	H	4	1	0	0	0	0	0	0	0	0	0	4	4	0.00	0.000										
47 Scott Eyre, L (8,1) ERA: 2.41	0.1	H	1	0	0	0	1	0	0	0	0	0	0	9	11	0.00	1.500										
Bob Howry, R (8,1) ERA: 3.14	0.2	H	3	1	0	0	1	0	0	0	0	0	0	9	11	0.00	1.500										
46 Ryan Dempster, R (9,1) ERA: 4.89	1.0	S	3	0	0	0	2	0	0	0	0	0	0	11	18	0.00	0.000										

AB	31
R	1
H	5
RBI	1
BB	5
SO	8
LOB	15









Batter	1	2	3	4	5	6	7	8	9	AB	R	H	RBI	BB	SO	LOB	TOP					
22 Jose Valentin, S OBP: 0.327, SLG: 0.529										5	1	3	0	0	1	2	<b>New York Mets @ Chicago Cubs</b> Wrigley Field, Chicago, IL Fri Jul 14, 2006, 1:20 PM CDT Att: 40,782 - Sunny - 79 F					
16 Paul Lo Duca, R OBP: 0.344, SLG: 0.409										5	1	2	0	0	0	2						
15 Carlos Beltrán, S OBP: 0.368, SLG: 0.603										3	1	1	1	0	1	0						
10 Endy Chavez, L OBP: 0.321, SLG: 0.411										2	0	0	0	0	0	3						
21 Carlos Delgado, L OBP: 0.340, SLG: 0.506										4	0	0	0	0	3	2						
5 David Wright, R OBP: 0.385, SLG: 0.571										4	1	1	1	0	1	0						
Cliff Floyd, L OBP: 0.350, SLG: 0.425										3	1	2	1	0	0	0						
Xavier Nady, R OBP: 0.320, SLG: 0.478										3	0	0	0	1	0	2						
Chris Woodward, R OBP: 0.315, SLG: 0.348										3	1	1	1	1	1	1						
Steve Trachsel, R ERA: 4.8										1	0	0	0	1	1	0						
<b>Inning Stats</b>	R: 1 E: 0 K: 1 S: 9	H: 1 LOB: 0 BB: 0 P: 12	R: 0 E: 0 K: 0 S: 7	H: 1 LOB: 0 BB: 0 P: 8	R: 0 E: 0 K: 2 S: 8	H: 0 LOB: 0 BB: 0 P: 14	R: 4 E: 1 K: 2 S: 18	H: 4 LOB: 2 BB: 2 P: 31	R: 0 E: 0 K: 1 S: 6	H: 0 LOB: 0 BB: 0 P: 7	R: 0 E: 0 K: 0 S: 5	H: 0 LOB: 0 BB: 0 P: 8	R: 1 E: 0 K: 0 S: 13	H: 2 LOB: 1 BB: 0 P: 18	R: 0 E: 0 K: 2 S: 8	H: 0 LOB: 1 BB: 0 P: 13	R: 0 E: 0 K: 0 S: 7	H: 2 LOB: 2 BB: 1 P: 14	1B: 7 2B: 2 3B: 1 HR: 0	SF: 1 SAC: 0 DP: 2 HBP: 1	WP: 0 PB: 0 SB: 3 CS: 0	PA: 39
<b>PITCHER</b>	IP WLS BF H R ER SO BB IBB HBP BLK WP HR S P ERA WHIP																					
Greg Maddux, R ERA: 4.8	(1, 1) 7.0 L 30 8 6 5 6 1 1 0 0 0 0 0 66 98 6.43 1.286																					
13 Will Ohman, L ERA: 4.3	(8, 1) 0.2 3 0 0 0 2 0 0 0 1 0 0 0 6 9 0.00 0.000																					
Scott Williamson, R ERA: 4.05	(8, 1) 0.1 1 0 0 0 0 0 0 0 0 0 0 0 2 4 0.00 0.000																					
44 Roberto Novoa, R ERA: 5.23	(9, 1) 1.0 5 2 0 0 0 1 0 0 0 0 0 0 7 14 0.00 3.000																					

**New York Mets @ Chicago Cubs**  
 Wrigley Field, Chicago, IL  
 Fri Jul 14, 2006, 1:20 PM CDT  
 Att: 40,782 - Sunny - 79 F

AB 34  
 R 6  
 H 10  
 RBI 5  
 BB 3  
 SO 8  
 LOB 13



Batter	1	2	3	4	5	6	7	8	9	AB	R	H	RBI	BB	SO	LOB	BOTTOM					
Juan Pierre, L OBP: 0.318, SLG: 0.357										4	0	0	0	0	0	0	<b>New York Mets @ Chicago Cubs</b> Wrigley Field, Chicago, IL Fri Jul 14, 2006, 1:20 PM CDT Att: 40,782 - Sunny - 79 F					
Todd Walker, L OBP: 0.381, SLG: 0.392										4	0	1	0	0	0	0						
25 Derrek Lee, R OBP: 0.397, SLG: 0.476										2	1	1	0	2	0	0						
16 Aramis Ramirez, R OBP: 0.319, SLG: 0.477										3	1	0	0	1	1	3						
Jacque Jones, L OBP: 0.334, SLG: 0.527										4	0	1	2	0	0	1						
Michael Barrett, R OBP: 0.392, SLG: 0.517										4	1	2	0	0	1	1						
29 Ángel Pagán, S OBP: 0.267, SLG: 0.477										4	0	0	0	0	0	2						
5 Ronny Cedeno, R OBP: 0.279, SLG: 0.339										3	0	0	0	0	0	0						
44 Roberto Novoa, R OBP: 0.250, SLG: 0.500										0	0	0	0	0	0	0						
Phil Nevin, R OBP: 0.310, SLG: 0.430										1	0	1	1	0	0	0						
Greg Maddux, R OBP: 0.158, SLG: 0.139	(1, 1) 6.0 W 23 8 6 5 6 1 1 0 0 0 0 0 66 98 6.43 1.286																					
13 Will Ohman, L ERA: 4.3	(8, 1) 0.2 3 0 0 0 2 0 0 0 1 0 0 0 6 9 0.00 0.000																					
Neftali Feliz, S OBP: 0.266, SLG: 0.359	(8, 6) 1.0 5 2 1 1 0 0 0 0 0 0 0 0 7 14 0.00 3.000																					
<b>Inning Stats</b>	R: 2 E: 0 K: 0 S: 15	H: 2 LOB: 1 BB: 1 P: 25	R: 0 E: 0 K: 1 S: 6	H: 0 LOB: 0 BB: 0 P: 9	R: 0 E: 0 K: 0 S: 10	H: 0 LOB: 0 BB: 0 P: 17	R: 0 E: 0 K: 0 S: 5	H: 1 LOB: 1 BB: 0 P: 7	R: 0 E: 0 K: 0 S: 5	H: 0 LOB: 0 BB: 0 P: 6	R: 0 E: 0 K: 0 S: 8	H: 0 LOB: 1 BB: 1 P: 15	R: 0 E: 0 K: 1 S: 9	H: 0 LOB: 0 BB: 0 P: 12	R: 0 E: 0 K: 2 S: 12	H: 1 LOB: 2 BB: 1 P: 21	R: 1 E: 0 K: 0 S: 11	H: 2 LOB: 1 BB: 0 P: 15	1B: 3 2B: 3 3B: 0 HR: 0	SF: 0 SAC: 0 DP: 0 HBP: 0	WP: 0 PB: 0 SB: 0 CS: 0	PA: 36
<b>PITCHER</b>	IP WLS BF H R ER SO BB IBB HBP BLK WP HR S P ERA WHIP																					
Steve Trachsel, R ERA: 4.57	(1, 1) 6.0 W 23 8 6 5 6 1 1 0 0 0 0 0 66 98 6.43 1.286																					
Aaron Heilman, R ERA: 4.25	(7, 1) 1.0 3 0 0 0 1 0 0 0 0 0 0 0 9 12 0.00 0.000																					
50 Duane Sanchez, R ERA: 2.4	(8, 1) 1.0 5 1 0 0 2 1 0 0 0 0 0 0 12 21 0.00 2.000																					
13 Billy Wagner, L ERA: 2.59	(9, 1) 1.0 5 2 1 1 0 0 0 0 0 0 0 0 11 15 9.00 2.000																					

**New York Mets @ Chicago Cubs**  
 Wrigley Field, Chicago, IL  
 Fri Jul 14, 2006, 1:20 PM CDT  
 Att: 40,782 - Sunny - 79 F

AB 33  
 R 3  
 H 6  
 RBI 3  
 BB 3  
 SO 4  
 LOB 8





Batter	1	2	3	4	5	6	7	8	9	AB	R	H	RBI	BB	SO	LOB	TOP										
22 Jose Valentin, S (1.4) OBP: 0.330, SLG: 0.539	1-3 K		2-3 K			1-1 21 1B	1-2 15 WP			4	1	2	0	0	2	1											
16 Paul Lo Duca, R (1.2) OBP: 0.340, SLG: 0.403	1-3 K		0-0 F8			1-0 G6-3	1-1 L9			4	0	0	0	0	1	3											
15 Carlos Beltrán, S (1.8) OBP: 0.386, SLG: 0.597	0-1 F7			1-1 G4-3		4-0 21 1B	3-2 F7			3	1	0	0	1	0	1											
21 Carlos Delgado, L (1.3) OBP: 0.339, SLG: 0.503		0-1 G1-3		1-2 G6-3		1-1 10 1B	1-2 F7			4	0	1	1	0	0	0											
5 David Wright, R (1.5) OBP: 0.386, SLG: 0.569		4-1 FC6		1-0 F9		1-3 3-H	2-3 G3-6-1			3	0	1	0	1	1	2											
Cliff Floyd, L (1.7) OBP: 0.348, SLG: 0.419		1-1 FC6			0-0 G4-3	4-0 10 1B	1-1 G3-6-1			3	0	0	0	1	0	2											
10 Endy Chavez, L (1.9) OBP: 0.321, SLG: 0.410																											
25 Pedro Feliciano, L (6.1) Henry Owens, R (7.1) 33 John Maine, R (8.1) Eli Marrero, R (9, PH) Chris Woodward, R (1.6) OBP: 0.313, SLG: 0.339																											
Tom Glavine, L (1.1) OBP: 0.324, SLG: 0.226																											
Chad Bradford, R (6.1) Xavier Nady, R (6.9) OBP: 0.317, SLG: 0.474																											
<b>Inning Stats</b>	R: 0 E: 0 K: 2 S: 8	H: 0 LOB: 0 BB: 0 P: 10	R: 0 E: 0 K: 1 S: 10	H: 0 LOB: 1 BB: 1 P: 16	R: 0 E: 1 K: 2 S: 10	H: 0 LOB: 1 BB: 0 P: 15	R: 0 E: 0 K: 0 S: 7	H: 0 LOB: 0 BB: 0 P: 10	R: 0 E: 0 K: 1 S: 9	H: 0 LOB: 1 BB: 1 P: 19	R: 2 E: 0 K: 1 S: 15	H: 3 LOB: 3 BB: 2 P: 33	R: 0 E: 0 K: 0 S: 15	H: 1 LOB: 1 BB: 0 P: 22	R: 0 E: 0 K: 0 S: 8	H: 1 LOB: 1 BB: 0 P: 13	R: 0 E: 0 K: 1 S: 7	H: 0 LOB: 0 BB: 0 P: 12	1B: 4 2B: 0 3B: 1 HR: 0	SF: 0 SAC: 0 DP: 1 HBP: 0	WP: 1 PB: 0 SB: 0 CS: 0	PA: 36					
<b>PITCHER</b>	IP	WLS	BF	H	R	ER	SO	BB	IBB	HBP	BLK	WP	HR	S	P	ERA	WHIP										
38 Carlos Zambrano, R (1.1) ERA: 3.23	6.0	W	26	3	2	2	7	4	0	0	0	0	0	59	103	3.00	1.167										
47 Scott Eyre, L (7.1) ERA: 2.32	1.0	H	4	1	0	0	0	0	0	0	0	1	0	15	22	0.00	1.000										
Bob Howry, R (8.1) ERA: 3.05	1.0		3	1	0	0	0	0	0	0	0	0	0	8	13	0.00	1.000										
46 Ryan Dempster, R (9.1) ERA: 4.65	1.0		3	0	0	0	1	0	0	0	0	0	0	7	12	0.00	0.000										

New York Mets @ Chicago Cubs  
Wrigley Field, Chicago, IL  
Sat Jul 15 2006, 3:05 PM CDT  
Att: 41,368 - Sunny - 90 F

AB	32
R	2
H	5
RBI	2
BB	4
SO	8
LOB	14



Batter	1	2	3	4	5	6	7	8	9	AB	R	H	RBI	BB	SO	LOB	BOTTOM										
Juan Pierre, L (1.8) OBP: 0.316, SLG: 0.355	0-2 G4-3		0-2 F9		1-1 G4-3	0-1 G4-3	1-2 G6-3			5	0	1	0	0	0	5											
Ryan Theriot, R (1.4) OBP: 0.400, SLG: 0.625	1-2 G4-3		2-1 F8			0-0 16 1B	4-2 25 1B	1-1		4	2	2	0	1	0	1											
25 Derrek Lee, R (1.3) OBP: 0.405, SLG: 0.472	3-1 L9			3-3 K		4-2 FC4-6	3-2 16 1B	4-2		3	2	1	0	2	1	1											
16 Aramis Ramirez, R (1.5) OBP: 0.326, SLG: 0.479	4-2 FC5-4			4-2 G6-3		0-0 FC4-6	1-2 19 1B	1-0		3	1	2	2	2	0	2											
Phil Nevin, R (1.9) OBP: 0.308, SLG: 0.426	2-2 FC5-4			3-2 G6-3		1-2 FC4-6	1-3 K	1-1		2	0	0	0	0	0	3											
Jacque Jones, L (6, PH) OBP: 0.331, SLG: 0.522				1-2 G6-3		0-0 19 1B	1-1 G1-6-3			3	1	0	0	0	1	6											
19 Matt Murton, R (1.7) OBP: 0.346, SLG: 0.381		2-1 F9		1-1 F8		3-2 24 1B	2-2 E 1B			4	2	2	2	0	0	1											
Neifi Perez, S (1.6) OBP: 0.271, SLG: 0.363		0-1 P5			0-0 F9	1-2 24 2B	2-2 E6			4	1	2	2	0	0	0											
24 Henry Blanco, R (1.2) OBP: 0.288, SLG: 0.436		3-2 G6-3			2-3 K	1-2 29 1B	1-3 SF8			3	0	1	2	1	1	0											
38 Carlos Zambrano, S (1.1) ERA: 3.56																											
29 Angel Fajardo, S (6, PH) ERA: 3.97																											
47 Scott Eyre, L (7.1) John Mabry, L (7, PH) Bob Howry, L (8.1) 46 Ryan Dempster, R (9.1)																											
<b>Inning Stats</b>	R: 0 E: 0 K: 0 S: 14	H: 1 LOB: 2 BB: 1 P: 24	R: 0 E: 0 K: 0 S: 7	H: 0 LOB: 0 BB: 0 P: 12	R: 0 E: 0 K: 1 S: 8	H: 0 LOB: 0 BB: 0 P: 10	R: 0 E: 0 K: 1 S: 10	H: 0 LOB: 1 BB: 1 P: 21	R: 0 E: 0 K: 1 S: 11	H: 1 LOB: 1 BB: 0 P: 16	R: 5 E: 0 K: 0 S: 19	H: 6 LOB: 1 BB: 1 P: 29	R: 4 E: 1 K: 1 S: 26	H: 4 LOB: 2 BB: 2 P: 44	R: 0 E: 0 K: 0 S: 7	H: 1 LOB: 1 BB: 1 P: 14	1B: 10 2B: 2 3B: 1 HR: 0	SF: 1 SAC: 0 DP: 2 HBP: 0	WP: 0 PB: 0 SB: 2 CS: 0	PA: 41							
<b>PITCHER</b>	IP	WLS	BF	H	R	ER	SO	BB	IBB	HBP	BLK	WP	HR	S	P	ERA	WHIP										
Tom Glavine, L (1.1) ERA: 3.56	5.0	L	22	4	3	3	3	3	0	0	0	0	0	54	91	5.40	1.400										
Chad Bradford, R (6.1) ERA: 3.97	0.1	B	4	3	2	2	0	0	0	0	0	0	0	12	17	54.00	9.000										
25 Pedro Feliciano, L (6.1) ERA: 2.29	0.2		2	1	0	0	0	0	0	0	0	0	0	3	4	0.00	1.500										
Henry Owens, R (7.1) ERA: 9.0	1.0		9	4	4	4	1	2	0	0	0	0	0	26	44	36.00	6.000										
33 John Maine, R (8.1) ERA: 4.76	1.0		4	1	0	0	0	1	0	0	0	0	0	7	14	0.00	2.000										

New York Mets @ Chicago Cubs  
Wrigley Field, Chicago, IL  
Sat Jul 15 2006, 3:05 PM CDT  
Att: 41,368 - Sunny - 90 F

AB	34
R	9
H	13
RBI	9
BB	6
SO	4
LOB	19





Batter	1	2	3	4	5	6	7	8	9	AB	R	H	RBI	BB	SO	LOB	TOP								
22 Jose Valentin, S OBP: 0.325, SLG: 0.528	F7		G6-3		F8	F8 FC5-2 15 HR 1B	G5-3		G6-3	6	1	1	0	0	0	1									
Chris Woodward, R OBP: 0.317, SLG: 0.386	1B			HR		F8	L4			5	2	2	1	0	0	3									
15 Carlos Beltran, S Chad Bradford, R Aaron Heilman, R Julio Lugo, R Hoseli Rodriguez, R 50 Duane Sanchez, R	F8		F8		F8	E4 HR		K		4	2	1	4	0	0	1									
21 Carlos Delgado, L OBP: 0.342, SLG: 0.506	G3		F8		F8			5 2B		4	2	2	0	1	0	1									
5 David Wright, R OBP: 0.388, SLG: 0.581	G6-3			K				2B		5	2	3	2	0	1	0									
Cliff Floyd, L OBP: 0.353, SLG: 0.447	G3				HR			2B		4	2	2	5	1	0	2									
Xavier Nady, R OBP: 0.323, SLG: 0.472	P6				1B					3	1	1	0	2	1	2									
11 Ramon Castro, R OBP: 0.341, SLG: 0.393			K		P6	FC5 HR			10 G4-3 1B	5	0	1	0	0	1	4									
26 Orlando Hernandez, R Darren Oliver, R Eli Marrero, L 25 Pedro Feliciano, L 10 Endy Chavez, L	K		K		K	FC5-2 15 HR 1B	G3		G4-3	0	0	0	0	0	0	0									
<b>Inning Stats</b>	R: 0 E: 0 K: 0 S: 8	H: 1 LOB: 1 BB: 0 P: 13	R: 0 E: 0 K: 0 S: 10	H: 0 LOB: 2 BB: 0 P: 11	R: 0 E: 0 K: 2 S: 8	H: 0 LOB: 0 BB: 0 P: 10	R: 1 E: 0 K: 1 S: 9	H: 1 LOB: 1 BB: 0 P: 13	R: 1 E: 0 K: 1 S: 12	H: 2 LOB: 1 BB: 0 P: 15	R: 11 E: 2 K: 0 S: 42	H: 8 LOB: 2 BB: 3 P: 70	R: 0 E: 0 K: 2 S: 13	H: 0 LOB: 2 BB: 0 P: 9	R: 0 E: 0 K: 2 S: 13	H: 1 LOB: 2 BB: 0 P: 21	R: 0 E: 0 K: 0 S: 7	H: 1 LOB: 0 BB: 0 P: 12	1B: 7 2B: 2 3B: 0 HR: 5	SF: 0 SAC: 0 DP: 1 HBP: 0	WP: 0 PB: 0 SB: 1 CS: 0	PA: 46			
<b>PITCHER</b>	IP	WLS	BF	H	R	ER	SO	BB	IBB	HBP	BLK	WP	HR	S	P	ERA	WHIP								
45 Sean Marshall, L ERA: 5.0	5.1	L	25	7	7	5	4	1	0	0	0	0	3	65	88	8.44	1.500								
44 Roberto Novoa, R ERA: 5.19	0.1		7	5	6	0	0	0	0	0	0	0	2	18	29	0.00	15.000								
13 Will Ohman, L ERA: 4.15	1.1		6	0	0	0	0	2	0	0	0	0	0	12	24	0.00	1.500								
Glendon Rusch, L ERA: 7.48	2.0		8	2	0	0	2	1	0	0	0	0	0	20	33	0.00	1.500								

New York Mets @ Chicago Cubs  
Wrigley Field, Chicago, IL  
Sun Jul 16 2006, 5:05 PM CDT  
Att. 40,157 - Clear - 95 F

AB 42  
R 13  
H 14  
RBI 13  
BB 4  
SO 6  
LOB 16



Batter	1	2	3	4	5	6	7	8	9	AB	R	H	RBI	BB	SO	LOB	BOTTOM								
Juan Pierre, L OBP: 0.322, SLG: 0.364	G3 2B	G4-3 2B	1B		G4-3		1B			5	2	4	0	0	0	1									
Todd Walker, L OBP: 0.356, SLG: 0.385	G3	G4-3	G5-3		K		F8			5	0	0	0	0	1	6									
Michael Barrett, R OBP: 0.396, SLG: 0.527	16 2B	1B	F7			16 G4-3 1B			K	5	2	3	2	0	1	2									
16 Aramis Ramirez, R OBP: 0.327, SLG: 0.480	19 BB	K			F9	G4-3			1B	5	0	2	1	0	1	2									
Jacque Jones, L OBP: 0.329, SLG: 0.517	F7		G1-3		G1-3				F7	5	0	1	1	0	0	2									
John Mabry, L OBP: 0.324, SLG: 0.304	19 BB	1B			2B		F9		K	3	0	1	0	2	1	1									
19 Matt Murton, R OBP: 0.344, SLG: 0.375	BB	P4			K		G3		K	4	0	0	0	1	2	3									
5 Ronny Cedeno, R OBP: 0.280, SLG: 0.338	K		G5-3		G4-3 1B		HR		K	4	1	1	0	1	2	3									
45 Sean Marshall, L ERA: 5.52 44 Roberto Novoa, R 13 Will Ohman, L Phil Nevin, R Chad Bradford, R Glendon Rusch, L 29 Angel Pagan, S	HR	2B			K		HR		K	3	1	2	1	0	1	1									
<b>Inning Stats</b>	R: 2 E: 0 K: 1 S: 23	H: 3 LOB: 3 BB: 2 P: 42	R: 3 E: 0 K: 1 S: 19	H: 4 LOB: 2 BB: 1 P: 35	R: 0 E: 0 K: 1 S: 7	H: 1 LOB: 1 BB: 0 P: 7	R: 0 E: 0 K: 2 S: 12	H: 1 LOB: 1 BB: 0 P: 19	R: 0 E: 0 K: 0 S: 8	H: 1 LOB: 1 BB: 0 P: 9	R: 2 E: 0 K: 0 S: 19	H: 2 LOB: 1 BB: 1 P: 31	R: 0 E: 0 K: 2 S: 10	H: 1 LOB: 1 BB: 0 P: 16	R: 0 E: 0 K: 3 S: 10	H: 0 LOB: 0 BB: 0 P: 14	1B: 8 2B: 5 3B: 0 HR: 2	SF: 0 SAC: 0 DP: 1 HBP: 0	WP: 0 PB: 0 SB: 3 CS: 0	PA: 45					
<b>PITCHER</b>	IP	WLS	BF	H	R	ER	SO	BB	IBB	HBP	BLK	WP	HR	S	P	ERA	WHIP								
26 Orlando Hernandez, R ERA: 5.52	1.2		14	7	5	5	2	2	0	0	0	0	0	40	69	27.00	5.400								
Darren Oliver, L ERA: 2.05	2.1		11	3	0	0	1	1	0	0	0	0	0	20	30	0.00	1.714								
25 Pedro Feliciano, L ERA: 2.23	1.0	W	4	1	0	0	2	0	0	0	0	0	0	12	19	0.00	1.000								
Chad Bradford, R ERA: 3.86	1.0		3	1	0	0	0	0	0	0	0	0	0	8	9	0.00	1.000								
Aaron Heilman, R ERA: 4.53	1.0		6	2	2	2	0	1	0	0	0	0	1	19	31	18.00	3.000								
<b>PITCHER</b>	IP	WLS	BF	H	R	ER	SO	BB	IBB	HBP	BLK	WP	HR	S	P	ERA	WHIP								
Heath Bell, R ERA: 3.52	1.0		4	1	0	0	0	0	0	0	0	0	0	10	16	0.00	1.000								
50 Duane Sanchez, R ERA: 2.36	1.0		3	0	0	0	3	0	0	0	0	0	0	10	14	0.00	0.000								

New York Mets @ Chicago Cubs  
Wrigley Field, Chicago, IL  
Sun Jul 16 2006, 5:05 PM CDT  
Att. 40,157 - Clear - 95 F

AB 41  
R 7  
H 15  
RBI 7  
BB 4  
SO 10  
LOB 21





Batter	1	2	3	4	5	6	7	8	9	AB	R	H	RBI	BB	SO	LOB	TOP				
<b>Craig Biggio, R</b> OBP: 0.332, SLG: 0.419 (1, 4)	P4		F8		SH1-3 BB		K		G5-3	4	0	0	0	1	1	1					
<b>Mike Lamb, L</b> OBP: 0.377, SLG: 0.533 (1, 3)	L9		K		K		G3-1			4	0	0	0	0	2	2					
<b>2 Chris Burke, R</b> OBP: 0.387, SLG: 0.513 (1, 8)	17 WP 17 S BB		F8		SH1-3		HR			2	1	1	1	1	0	1					
<b>17 Lance Berkman, S</b> OBP: 0.407, SLG: 0.609 (1, 9)	BB				K		G6-3			2	1	0	0	2	1	1					
<b>Aubrey Huff, L</b> OBP: 0.349, SLG: 0.466 (1, 5)	G4-3				3B				F7	3	0	1	1	1	0	2					
<b>Preston Wilson, R</b> OBP: 0.316, SLG: 0.413 (1, 7)		G3		F8		K		G5-3		4	0	0	0	0	1	2					
<b>Brad Ausmus, R</b> OBP: 0.309, SLG: 0.300 (1, 2)				K		BLK 1B		K		4	0	2	0	0	2	1					
<b>28 Adam Everett, R</b> OBP: 0.297, SLG: 0.323 (1, 6)										2	0	0	0	1	0	3					
<b>Otlando Palmeiro, L</b> OBP: 0.299, SLG: 0.271 (9, PH)		G5-4-3							K	1	0	0	0	0	1	0					
<b>44 Roy Oswalt, R</b> OBP: 0.167, SLG: 0.150 (11, 1)										2	0	1	0	0	1	2					
<b>Luke Scott, L</b> OBP: 0.290, SLG: 0.500 (6, PH)										1	0	0	0	0	0	2					
<b>Russ Springer, R</b> OBP: 0.222, SLG: 0.125 (6, 1)										0	0	0	0	0	0	0					
<b>64 Fernando Nieve, R</b> OBP: 0.222, SLG: 0.125 (7, 1)										0	0	0	0	0	0	0					
<b>Dan Wheeler, R</b> OBP: 0.299, SLG: 0.390 (9, PH)										1	0	0	0	0	0	0					
<b>Eric Munson, L</b> OBP: 0.299, SLG: 0.390 (9, PH)										1	0	0	0	0	0	0					
<b>Inning Stats</b>	R: 0 E: 0 K: 0 S: 11	H: 0 LOB: 2 BB: 2 P: 21	R: 0 E: 0 K: 0 S: 9	H: 1 LOB: 0 BB: 0 P: 14	R: 0 E: 0 K: 1 S: 12	H: 1 LOB: 1 BB: 0 P: 19	R: 1 E: 0 K: 2 S: 13	H: 1 LOB: 2 BB: 2 P: 23	R: 0 E: 0 K: 1 S: 8	H: 0 LOB: 1 BB: 1 P: 15	R: 0 E: 0 K: 1 S: 12	H: 1 LOB: 0 BB: 0 P: 17	R: 0 E: 0 K: 1 S: 9	H: 0 LOB: 0 BB: 0 P: 13	R: 0 E: 0 K: 1 S: 9	H: 0 LOB: 0 BB: 0 P: 12	1B: 3 2B: 0 3B: 1 HR: 1	SF: 0 SAC: 1 DP: 1 HBP: 0	WP: 1 PB: 0 SB: 2 CS: 0	PA: 37	
<b>PITCHER</b>	IP	WLS	BF	H	R	ER	SO	BB	IBB	HBP	BLK	WP	HR	S	P	ERA	WHIP				
<b>49 Carlos Marmol, R</b> ERA: 3.86	6.0	W	27	4	1	1	6	6	0	0	1	1	0	65	110	1.50	1.667				
<b>Scott Williamson, R</b> ERA: 4.28	0.2	H	3	1	1	1	1	0	0	0	0	0	1	7	10	13.50	1.500				
<b>47 Scott Eyre, L</b> ERA: 2.25	0.2	H	2	0	0	0	0	0	0	0	0	0	0	7	12	0.00	0.000				
<b>Bob Howry, R</b> ERA: 3.0	0.2	H	2	0	0	0	1	0	0	0	0	0	0	7	8	0.00	0.000				
<b>46 Ryan Dempster, R</b> ERA: 4.54	1.0	S	3	0	0	0	1	0	0	0	0	0	0	9	12	0.00	0.000				

Houston Astros @ Chicago Cubs  
Wrigley Field, Chicago, IL  
Tue Jul 18 2006, 7:05 PM CDT  
Att: 39,883 - Clear - 77 F

AB 30  
R 2  
H 5  
RBI 2  
BB 6  
SO 9  
LOB 17



Batter	1	2	3	4	5	6	7	8	9	AB	R	H	RBI	BB	SO	LOB	BOTTOM				
<b>Juan Pierre, L</b> OBP: 0.319, SLG: 0.360 (1, 8)	G4-3		F8		G4-3			G3		4	0	0	0	0	0	2					
<b>Michael Barrett, R</b> OBP: 0.397, SLG: 0.531 (1, 2)	G5-3				HR 1B			K		4	1	2	1	0	1	0					
<b>25 Derrek Lee, R</b> OBP: 0.393, SLG: 0.455 (1, 3)	K				L4			F8		4	0	0	0	0	1	2					
<b>16 Aramis Ramirez, R</b> OBP: 0.324, SLG: 0.476 (1, 5)		P3			L8			L8		3	0	0	0	0	0	1					
<b>Jacque Jones, L</b> OBP: 0.329, SLG: 0.515 (1, 9)		G1-3			HR 1B			K		3	1	1	0	0	1	0					
<b>Phil Nevin, R</b> OBP: 0.311, SLG: 0.449 (1, 7)										3	1	1	3	0	1	0					
<b>Scott Williamson, R</b> ERA: 4.05		G6-3								0	0	0	0	0	0	0					
<b>47 Scott Eyre, L</b> OBP: 1.000, SLG: 1.000 (8, 1)										0	0	0	0	0	0	0					
<b>Bob Howry, R</b> ERA: 3.6 (8, 1)										0	0	0	0	0	0	0					
<b>46 Ryan Dempster, R</b> ERA: 3.6 (8, 1)										0	0	0	0	0	0	0					
<b>Neifi Perez, S</b> OBP: 0.272, SLG: 0.362 (1, 4)			P5		CS 1B			P2		3	0	1	0	0	0	0					
<b>5 Ronny Cedeno, R</b> OBP: 0.284, SLG: 0.341 (1, 6)			K		CS			G4-3 49 SH5-4 2B		3	1	2	0	0	1	0					
<b>49 Carlos Marmol, R</b> OBP: 0.091, SLG: 0.091 (1, 1)										1	0	1	0	0	0	0					
<b>29 Angel Pagán, S</b> OBP: 0.271, SLG: 0.468 (7, 7)					SH5-4			K		1	0	0	0	0	1	1					
<b>Inning Stats</b>	R: 0 E: 0 K: 1 S: 7	H: 0 LOB: 0 BB: 0 P: 12	R: 0 E: 0 K: 0 S: 4	H: 0 LOB: 0 BB: 0 P: 6	R: 0 E: 0 K: 1 S: 11	H: 1 LOB: 1 BB: 0 P: 17	R: 3 E: 0 K: 0 S: 20	H: 4 LOB: 0 BB: 0 P: 30	R: 1 E: 0 K: 0 S: 10	H: 2 LOB: 1 BB: 0 P: 14	R: 0 E: 0 K: 2 S: 9	H: 0 LOB: 0 BB: 0 P: 12	R: 0 E: 0 K: 1 S: 7	H: 1 LOB: 0 BB: 0 P: 9	R: 0 E: 0 K: 1 S: 8	H: 0 LOB: 0 BB: 0 P: 11	1B: 6 2B: 1 3B: 0 HR: 1	SF: 0 SAC: 1 DP: 0 HBP: 0	WP: 0 PB: 0 SB: 0 CS: 2	PA: 31	
<b>PITCHER</b>	IP	WLS	BF	H	R	ER	SO	BB	IBB	HBP	BLK	WP	HR	S	P	ERA	WHIP				
<b>44 Roy Oswalt, R</b> ERA: 3.22	5.0	L	21	7	4	4	2	0	0	0	0	0	0	9	12	0.00	0.000				
<b>Russ Springer, R</b> ERA: 4.05	1.0		3	0	0	0	2	0	0	0	0	0	0	9	12	0.00	0.000				
<b>64 Fernando Nieve, R</b> ERA: 4.44	1.0		3	1	0	0	1	0	0	0	0	0	0	7	9	0.00	1.000				
<b>Dan Wheeler, R</b> ERA: 3.6 (8, 1)	1.0		3	0	0	0	1	0	0	0	0	0	0	8	11	0.00	0.000				

Houston Astros @ Chicago Cubs  
Wrigley Field, Chicago, IL  
Tue Jul 18 2006, 7:05 PM CDT  
Att: 39,883 - Clear - 77 F

AB 29  
R 4  
H 8  
RBI 4  
BB 0  
SO 6  
LOB 6





Batter	1	2	3	4	5	6	7	8	9	AB	R	H	RBI	BB	SO	LOB	TOP										
Craig Biggio, R (1,4) OBP: 0.332, SLG: 0.426 Willy Taveras, R (9,8) OBP: 0.311, SLG: 0.312	0-1 HR		0-1 L8			0-1 G1-3		2-2 G5-3		4	1	1	1	0	0	1											
Mike Lamb, L (1,3) OBP: 0.375, SLG: 0.528	1-2 G1-3		2-2 G6-3				0-2 FC1-5 1B	2-3 K		4	0	1	0	0	1	0											
2 Chris Burke, R (1,8) OBP: 0.384, SLG: 0.505	1-2 G6-3		2-3 K			2-1 FC1-5 1B 2B		4-2 WP BB		3	1	0	0	1	1	1											
17 Lance Berkman, S (1,9) OBP: 0.406, SLG: 0.605	1-2 1B			2-0 G6-3		1-2 P3		3-0 F7		4	0	1	0	0	0	2											
Aubrey Huff, L (1,5) OBP: 0.348, SLG: 0.462	1-1 G4-3			2-0 G1		3-1 2B 1B		2-1 F8		4	1	1	0	0	0	2											
Preston Wilson, R (1,7) OBP: 0.318, SLG: 0.420		2-2 G1-3		0-0 G1-3		0-1 2B		1-1 SH5-4 2B		4	1	2	2	0	0	0											
Brad Ausmus, R (1,2) OBP: 0.313, SLG: 0.308		0-0 FC6-4 1B		1-0 2B		1-0 K		0-0 SH5-4		3	0	2	0	0	1	1											
28 Adam Everett, R (1,6) OBP: 0.295, SLG: 0.320		1-3 K		0-0 G5-3			1-2 G6-3	2-0 SH5-4		3	0	0	1	0	1	2											
Roger Clemens, R (1,1) Oriando Palmeiro, L (7,PH) Chad Qualls, R (7,1) Trever Miller, R (8,1) Dan Wheeler, R (8,1) Luke Scott, L (8,PH) 54 Brad Lidge, R (9,1)	1-2 FC6-4		1-2 G1-3		0-0 G1-3		3-1 F7	1-3 K		2	0	0	0	0	0	2											
<b>Inning Stats</b>	R: 1 E: 0 K: 0 S: 17	H: 2 LOB: 1 BB: 0 P: 21	R: 0 E: 0 K: 1 S: 12	H: 1 LOB: 1 BB: 0 P: 16	R: 0 E: 0 K: 1 S: 8	H: 0 LOB: 0 BB: 0 P: 12	R: 0 E: 0 K: 0 S: 3	H: 0 LOB: 0 BB: 0 P: 7	R: 0 E: 0 K: 0 S: 5	H: 1 LOB: 1 BB: 0 P: 6	R: 2 E: 0 K: 1 S: 16	H: 3 LOB: 1 BB: 0 P: 24	R: 0 E: 0 K: 0 S: 10	H: 0 LOB: 0 BB: 0 P: 16	R: 0 E: 0 K: 1 S: 14	H: 0 LOB: 1 BB: 1 P: 25	R: 1 E: 0 K: 1 S: 9	H: 1 LOB: 0 BB: 0 P: 12	1B: 4 2B: 3 3B: 0 HR: 1	SF: 0 SAC: 2 DP: 0 HBP: 0	WP: 1 PB: 0 SB: 1 CS: 0	PA: 36					
<b>PITCHER</b>	IP	WLS	BF	H	R	ER	SO	BB	IBB	HBP	BLK	WP	HR	S	P	ERA	WHIP										
Greg Maddux, R (1,1) ERA: 4.56	7.0	L	28	7	3	3	3	0	0	0	0	0	1	71	102	3.86	1.000										
47 Scott Eyre, L (8,1) ERA: 2.23	1.0		4	0	0	0	1	1	0	0	0	1	0	14	25	0.00	1.000										
Bob Howry, R (9,1) ERA: 3.13	1.0		4	1	1	1	1	0	0	0	0	0	0	9	12	9.00	1.000										

Houston Astros @ Chicago Cubs  
Wrigley Field, Chicago, IL  
Wed Jul 19 2006, 7:05 PM CDT  
Att. 40,344 - Overcast - 85 F

AB	33
R	4
H	8
RBI	4
BB	1
SO	5
LOB	11



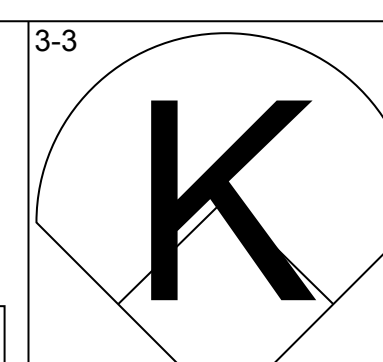
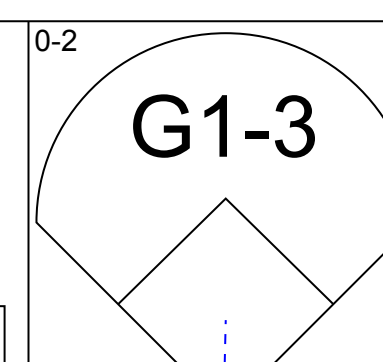
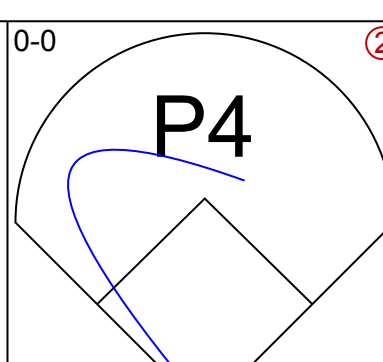
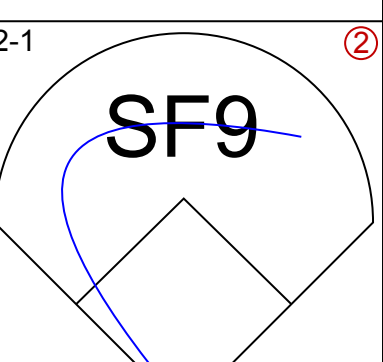
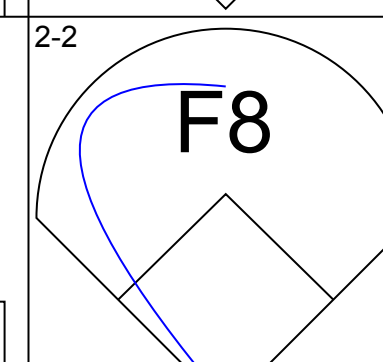
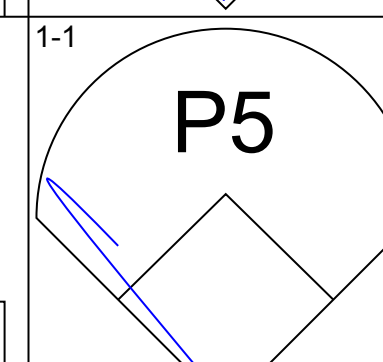
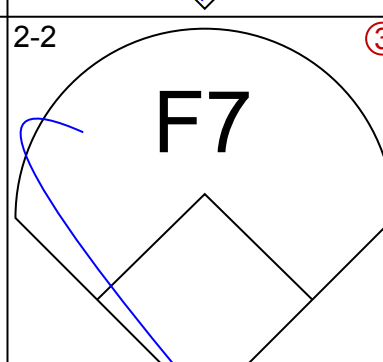
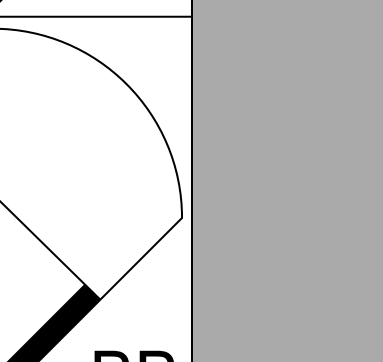
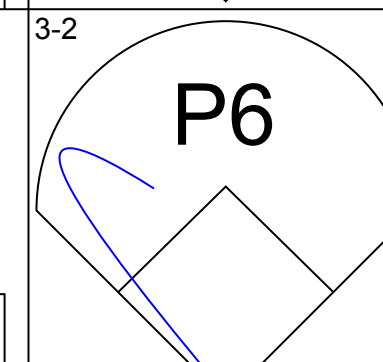
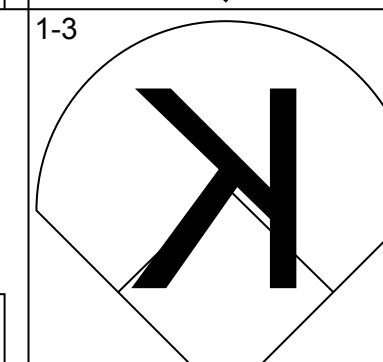
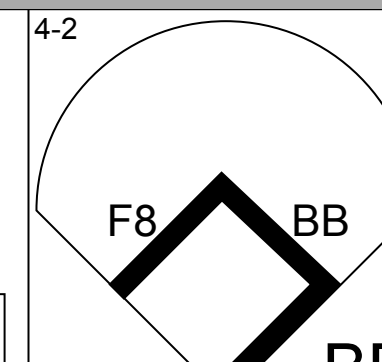
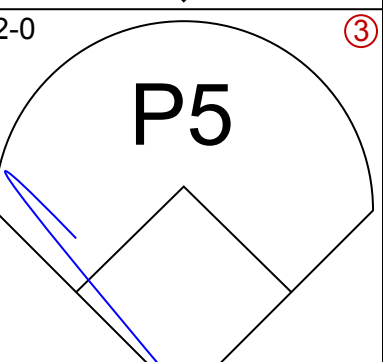
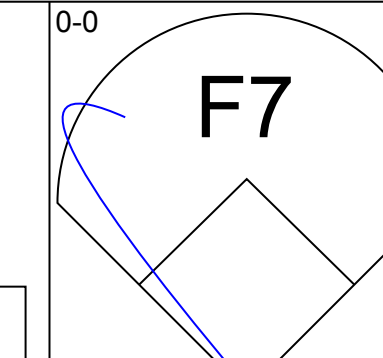
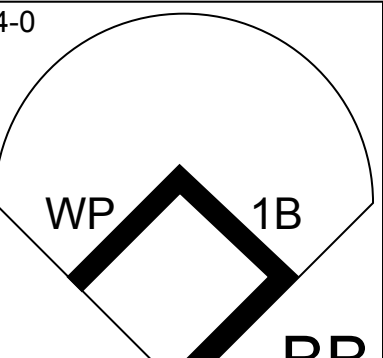
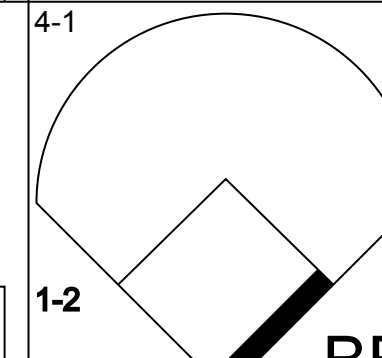
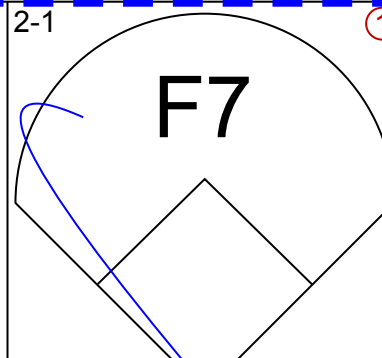
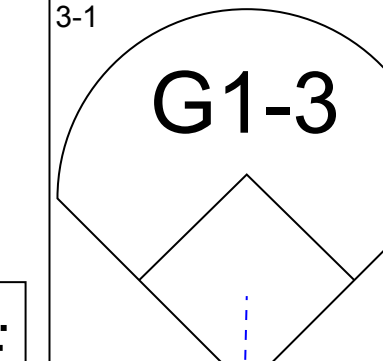
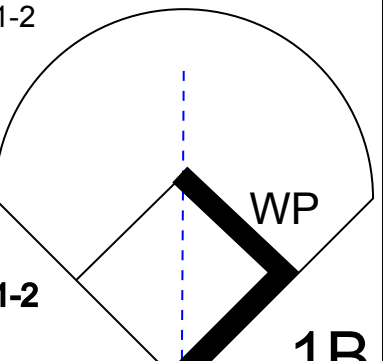
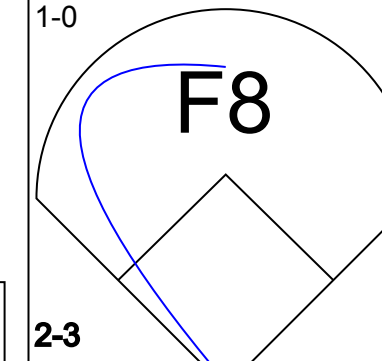
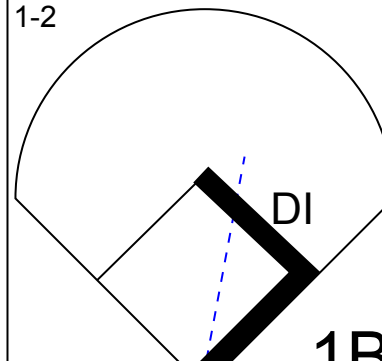
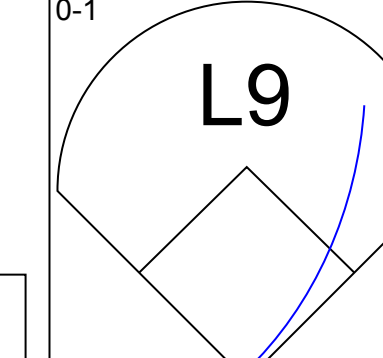
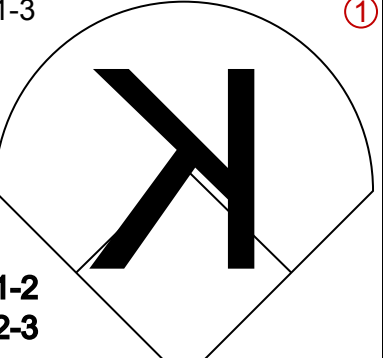
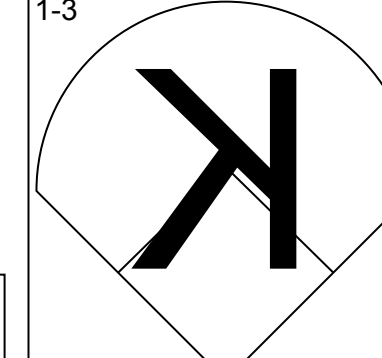
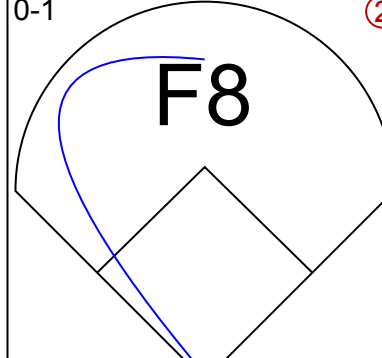
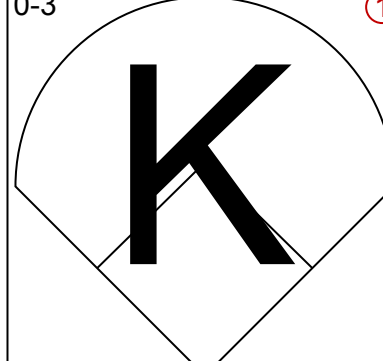
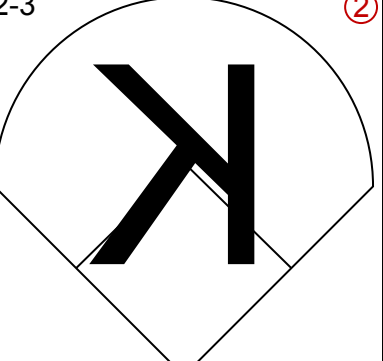
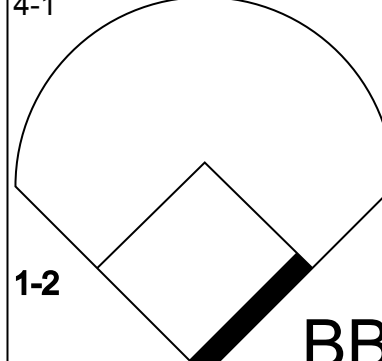
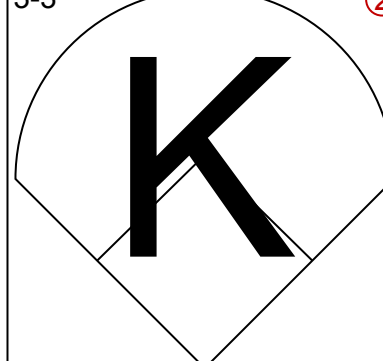
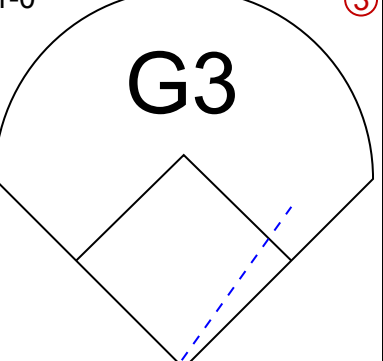
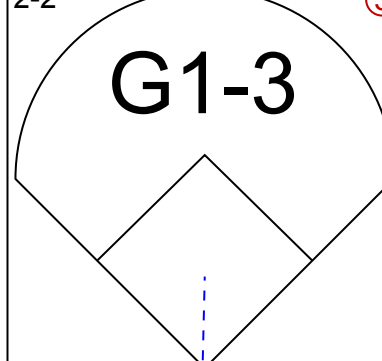


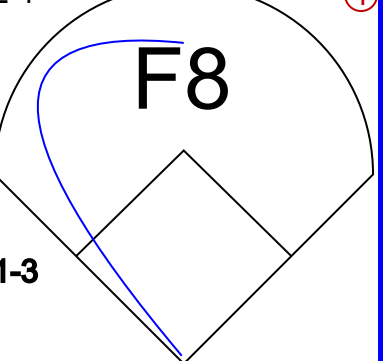

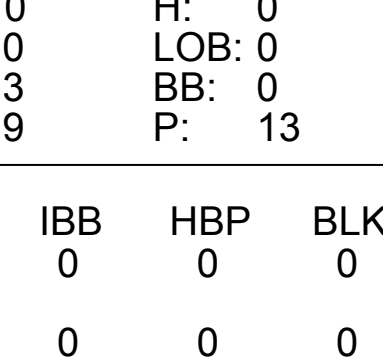
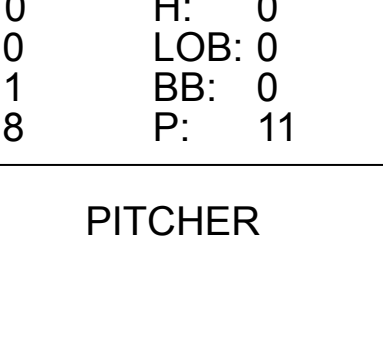
Batter	1	2	3	4	5	6	7	8	9	AB	R	H	RBI	BB	SO	LOB	BOTTOM										
Juan Pierre, L (1,8) OBP: 0.319, SLG: 0.360	3-2 G4-3		0-0 F8			0-1 S 1B		0-0 SH5-3		3	0	1	0	0	0	0											
Ryan Theriot, R (1,4) OBP: 0.333, SLG: 0.500 Todd Walker, L (6,PH) OBP: 0.356, SLG: 0.396	0-3 K		2-1 G4-3			0-1 G6-3		0-0 HR		2	0	0	0	0	1	0											
25 Derrek Lee, R (1,3) OBP: 0.388, SLG: 0.447	1-2 F7			2-3 K		3-3 K		3-2 1B		4	0	1	0	0	2	1											
16 Aramis Ramirez, R (1,5) OBP: 0.321, SLG: 0.470		1-2 G6-3		0-1 G5-3		1-1 G4-3		0-0 L7		4	0	0	0	0	0	2											
Jacque Jones, L (1,9) OBP: 0.328, SLG: 0.515		2-0 G4-3 2B		1-0 G3			0-3 K2-3		3-3 K	4	0	1	0	0	2	0											
Michael Barrett, R (1,2) OBP: 0.395, SLG: 0.527		2-1 G4-3			0-0 G6-3		2-2 G4-6-3 1B		1-1 F7	4	0	1	0	0	0	1											
29 Angel Pagan, S (1,7) OBP: 0.288, SLG: 0.480		4-0 BB			0-0 2B		2-2 G4-6-3		2-3 K	3	0	1	0	1	1	1											
5 Ronny Cedeno, R (1,6) OBP: 0.281, SLG: 0.338		0-3 K			1-3 K			2-1 F8		3	0	0	0	0	2	3											
Greg Maddux, R (1,1) OBP: 0.150, SLG: 0.132 47 Scott Eyre, L (8,1) Phil Nevin, R (8,PH) OBP: 0.313, SLG: 0.449 Bob Howry, L (9,1) OBP: 1.000, SLG: 1.000			1-2 F8		1-0 G4-3			4-2 SH5-3 HR BB		2	0	0	0	0	0	1											
<b>Inning Stats</b>	R: 0 E: 0 K: 1 S: 13	H: 0 LOB: 0 BB: 0 P: 17	R: 0 E: 0 K: 1 S: 11	H: 1 LOB: 2 BB: 1 P: 20	R: 0 E: 0 K: 0 S: 9	H: 0 LOB: 0 BB: 0 P: 12	R: 0 E: 0 K: 1 S: 6	H: 0 LOB: 0 BB: 0 P: 9	R: 0 E: 0 K: 1 S: 10	H: 1 LOB: 1 BB: 0 P: 12	R: 0 E: 0 K: 1 S: 11	H: 1 LOB: 1 BB: 0 P: 15	R: 0 E: 0 K: 1 S: 9	H: 1 LOB: 0 BB: 0 P: 13	R: 2 E: 0 K: 0 S: 10	H: 2 LOB: 1 BB: 1 P: 19	R: 0 E: 0 K: 2 S: 11	H: 0 LOB: 0 BB: 0 P: 17	1B: 3 2B: 2 3B: 0 HR: 1	SF: 0 SAC: 1 DP: 1 HBP: 0	WP: 0 PB: 0 SB: 1 CS: 0	PA: 34					
<b>PITCHER</b>	IP	WLS	BF	H	R	ER	SO	BB	IBB	HBP	BLK	WP	HR	S	P	ERA	WHIP										
Roger Clemens, R (1,1) ERA: 2.43	6.0	W	22	3	0	0	5	1	0	0	0	0	0	60	85	0.00	0.667										
Chad Qualls, R (7,1) ERA: 3.48	1.1	H	5	1	1	1	1	1	0	0	0	0	0	13	23	6.75	1.500										
Trever Miller, L (8,1) ERA: 4.73	0.1	H	2	1	1	1	0	0	0	0	0	0	1	2	2	27.00	3.000										
Dan Wheeler, R (8,1) ERA: 3.57	0.1	H	2	1	0	0	0	0	0	0	0	0	0	4	7	0.00	3.000										
54 Brad Lidge, R (9,1) ERA: 5.6	1.0	S	3	0	0	0	2	0	0	0	0	0	0	11	17	0.00	0.000										

Houston Astros @ Chicago Cubs  
Wrigley Field, Chicago, IL  
Wed Jul 19 2006, 7:05 PM CDT  
Att. 40,344 - Overcast - 85 F

AB	31
R	2
H	6
RBI	2
BB	2
SO	8
LOB	10



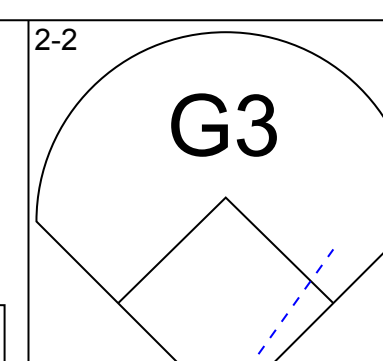
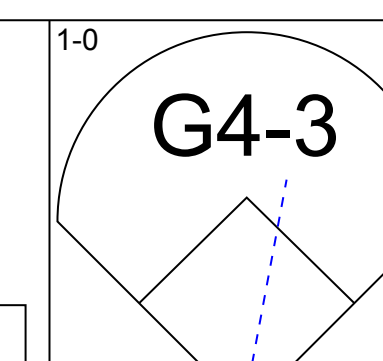
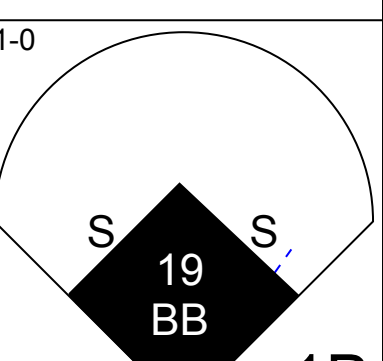
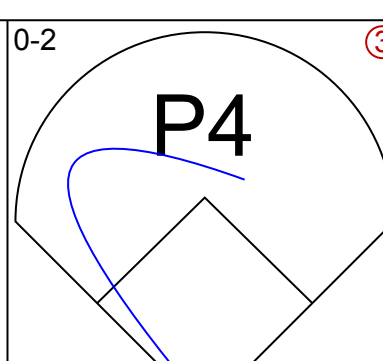
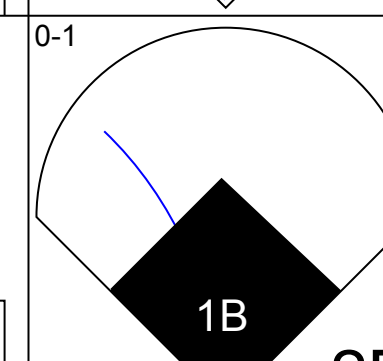
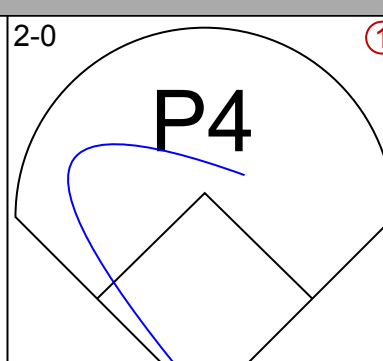
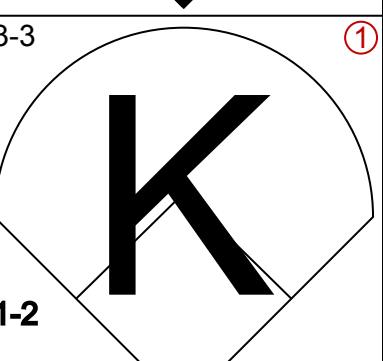
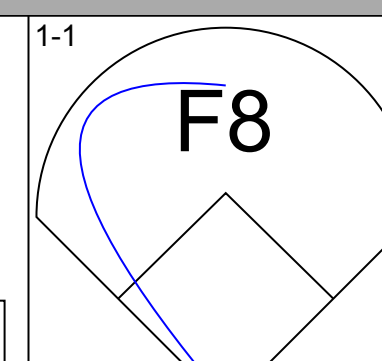
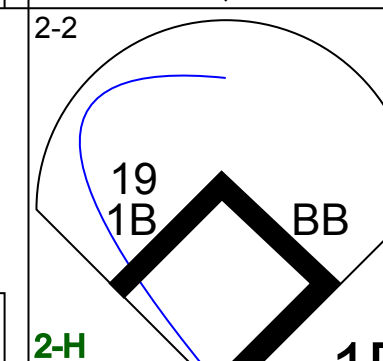
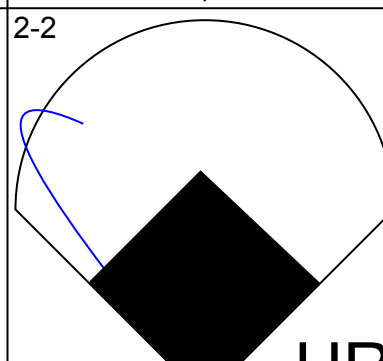
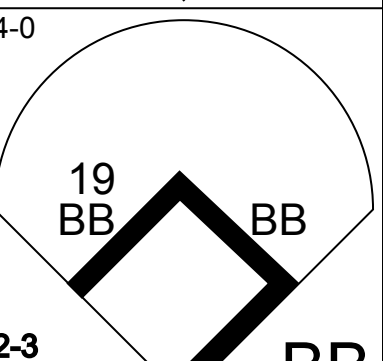
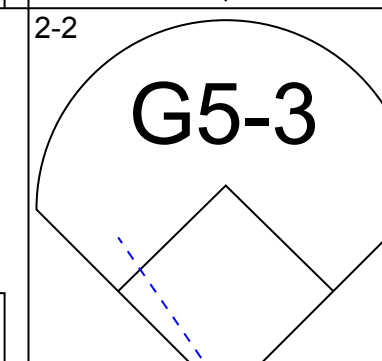
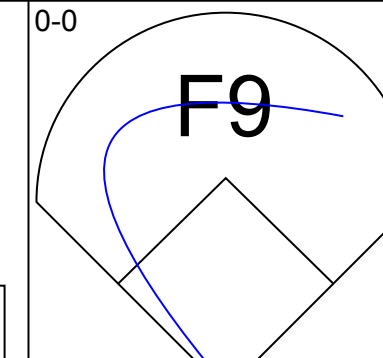
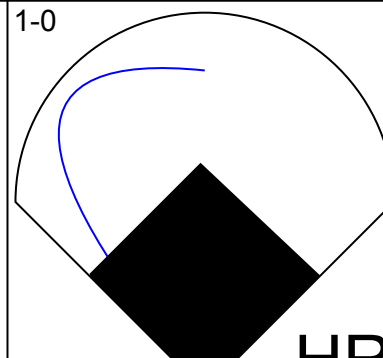
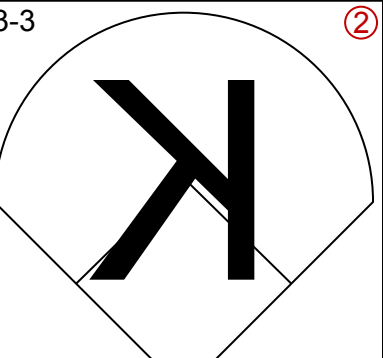
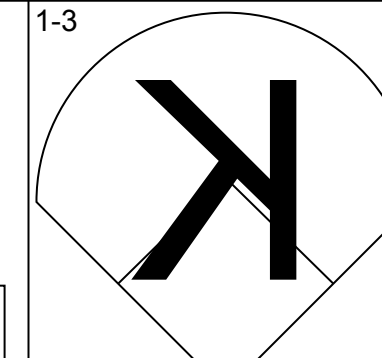
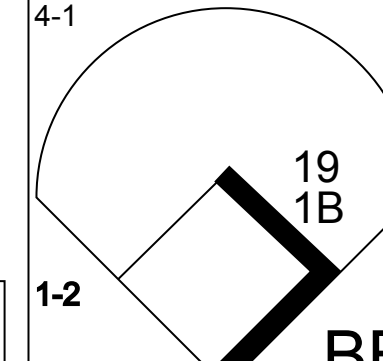
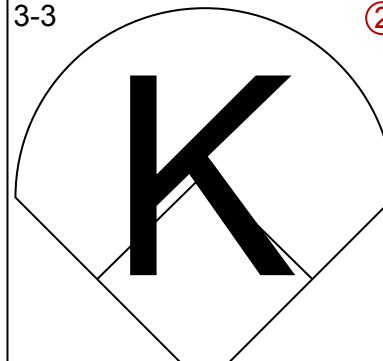
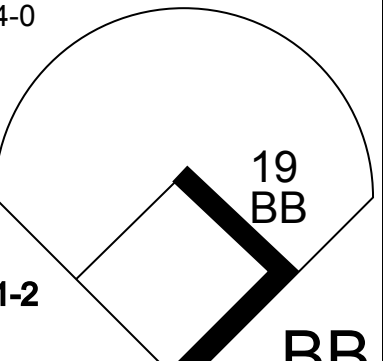
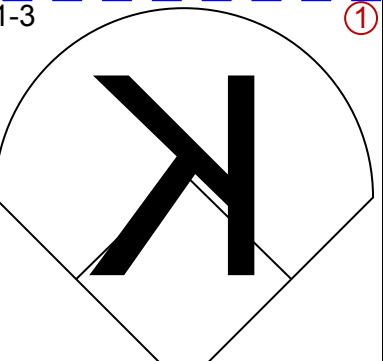
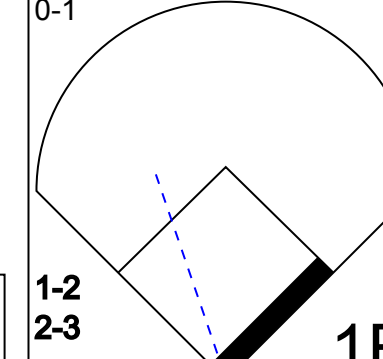
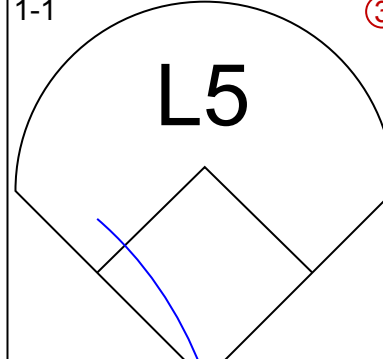
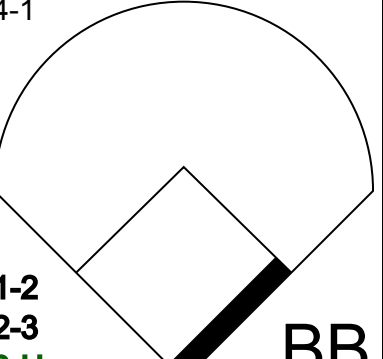
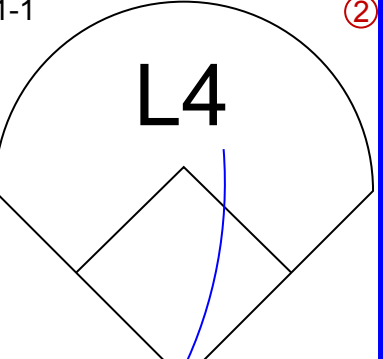
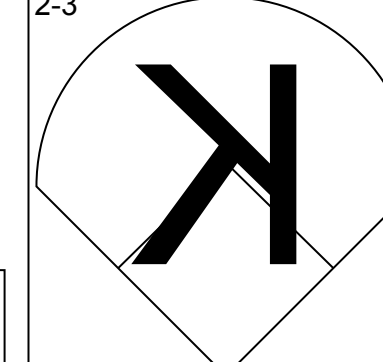
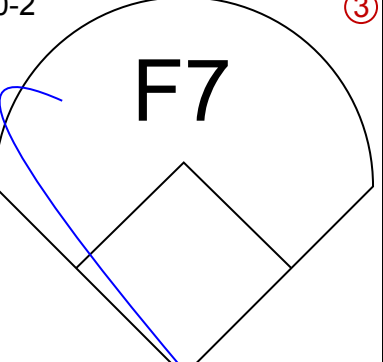

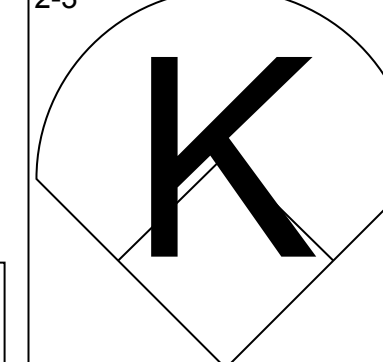


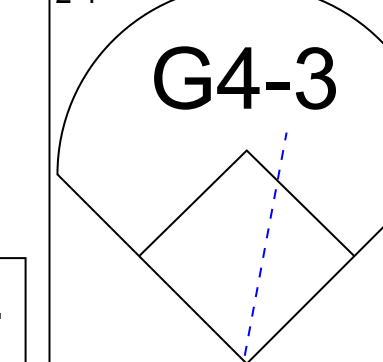
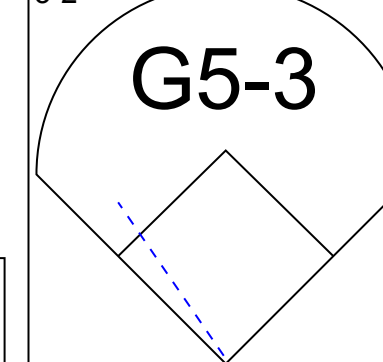
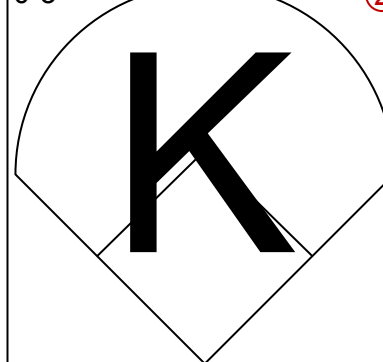
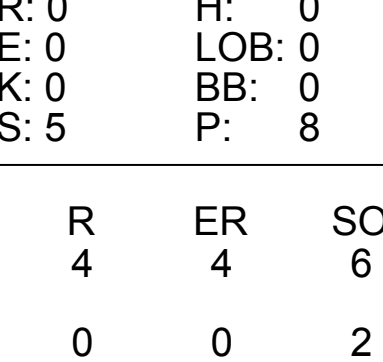
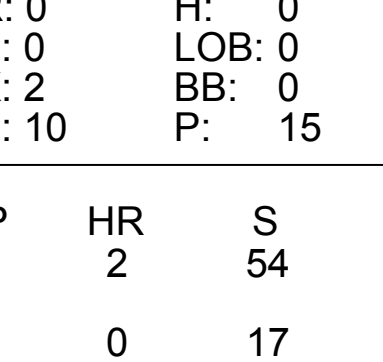
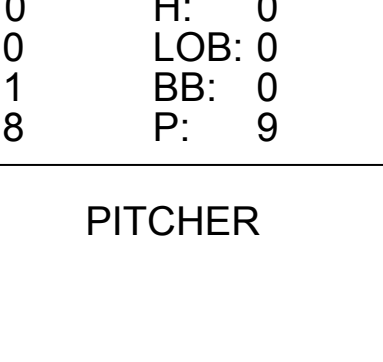


Batter	1	2	3	4	5	6	7	8	9	AB	R	H	RBI	BB	SO	LOB	TOP				
2 Chris Burke, R OBP: 0.378, SLG: 0.498										3	0	0	1	0	1	0					
Mike Lamb, L OBP: 0.373, SLG: 0.520										3	0	0	0	1	0	0					
17 Lance Berkman, S OBP: 0.404, SLG: 0.599										3	0	0	0	1	1	1					
Aubrey Huff, L OBP: 0.350, SLG: 0.459										2	0	0	0	2	0	0					
Luke Scott, L OBP: 0.333, SLG: 0.444										4	0	2	0	0	0	2					
Brad Ausmus, R OBP: 0.308, SLG: 0.303										4	0	0	0	0	2	5					
28 Adam Everett, R OBP: 0.293, SLG: 0.318										2	0	0	0	0	2	2	AB 29				
Eric Munson, L OBP: 0.303, SLG: 0.381										1	0	0	0	1	1	2	R 1				
Willy Taveras, R OBP: 0.310, SLG: 0.311										4	1	1	0	0	1	4	H 3				
Andy Pettitte, L OBP: 0.171, SLG: 0.235										1	0	0	0	0	1	0	RBI 1				
Preston Wilson, R OBP: 0.317, SLG: 0.419										1	0	0	0	0	1	0	BB 5				
Dave Borkowski, R										0	0	0	0	0	0	0	SO 10				
Orlando Palmeiro, L OBP: 0.291, SLG: 0.264										0	0	0	0	0	0	0	LOB 17				
Russ Springer, R										0	0	0	0	0	0	0					
<b>Inning Stats</b>	R: 0 E: 0 K: 1 S: 9	H: 0 LOB: 0 BB: 0 P: 17	R: 0 E: 0 K: 0 S: 5	H: 0 LOB: 0 BB: 0 P: 8	R: 0 E: 0 K: 3 S: 9	H: 0 LOB: 0 BB: 0 P: 13	R: 0 E: 0 K: 1 S: 8	H: 0 LOB: 0 BB: 0 P: 10	R: 0 E: 0 K: 2 S: 11	H: 1 LOB: 2 BB: 1 P: 20	R: 0 E: 0 K: 1 S: 8	H: 0 LOB: 0 BB: 0 P: 11	R: 0 E: 0 K: 2 S: 13	H: 0 LOB: 2 BB: 2 P: 24	R: 1 E: 0 K: 0 S: 9	H: 1 LOB: 1 BB: 1 P: 20	R: 0 E: 0 K: 0 S: 11	H: 1 LOB: 2 BB: 1 P: 20	1B: 3 2B: 0 3B: 0 HR: 0	SF: 1 SAC: 0 DP: 0 HBP: 0	WP: 2 PA: 35 PB: 0 SB: 0 CS: 0
<b>PITCHER</b>	IP WLS BF H R ER SO BB IBB HBP BLK WP HR S P ERA WHIP	8.0 W 30 2 1 1 10 4 0 0 0 2 0 72 123 1.12 0.750	1.0 S 5 1 0 0 0 1 0 0 0 0 0 0 11 20 0.00 2.000																		

Houston Astros @ Chicago Cubs  
Wrigley Field, Chicago, IL  
Thu Jul 20 2006, 1:20 PM CDT  
Att. 40,208 - Overcast - 75 F

AB	29
R	1
H	3
RBI	1
BB	5
SO	10
LOB	17



Batter	1	2	3	4	5	6	7	8	9	AB	R	H	RBI	BB	SO	LOB	BOTTOM		
Juan Pierre, L OBP: 0.318, SLG: 0.359										4	1	1	0	0	0	0			
Neftali Perez, S OBP: 0.272, SLG: 0.365										4	1	1	0	0	1	1			
Michael Barrett, R OBP: 0.400, SLG: 0.540										3	1	2	2	1	0	0			
16 Aramis Ramirez, R OBP: 0.320, SLG: 0.477										4	1	1	1	0	2	3			
Phil Nevin, R OBP: 0.315, SLG: 0.446										2	0	0	0	2	2	0			
19 Matt Murton, R OBP: 0.346, SLG: 0.375										3	0	1	1	1	0	0			
46 Ryan Dempster, R										0	0	0	0	0	0	0			
Jacque Jones, L OBP: 0.324, SLG: 0.508										4	0	0	0	0	2	6			
Ryan Theriot, R OBP: 0.267, SLG: 0.385										3	0	0	0	0	1	0			
3B Carlos Zambrano, S OBP: 0.178, SLG: 0.372										3	0	0	0	0	1	0			
29 Angel Pagán, S OBP: 0.288, SLG: 0.480										0	0	0	0	0	0	0			
<b>Inning Stats</b>	R: 1 E: 0 K: 1 S: 16	H: 3 LOB: 3 BB: 1 P: 26	R: 0 E: 0 K: 0 S: 5	H: 0 LOB: 0 BB: 0 P: 8	R: 2 E: 0 K: 1 S: 11	H: 2 LOB: 0 BB: 0 P: 20	R: 0 E: 0 K: 2 S: 10	H: 0 LOB: 0 BB: 0 P: 15	R: 1 E: 0 K: 2 S: 12	H: 1 LOB: 3 BB: 3 P: 31	R: 0 E: 0 K: 1 S: 8	H: 0 LOB: 0 BB: 0 P: 9	R: 0 E: 0 K: 1 S: 9	H: 0 LOB: 0 BB: 0 P: 13	R: 0 E: 0 K: 1 S: 7	H: 0 LOB: 0 BB: 0 P: 11	1B: 3 2B: 1 3B: 0 HR: 2	SF: 0 SAC: 0 DP: 0 HBP: 0	WP: 0 PA: 34 PB: 0 SB: 2 CS: 0
<b>PITCHER</b>	IP WLS BF H R ER SO BB IBB HBP BLK WP HR S P ERA WHIP	5.0 L 25 6 4 4 6 4 0 0 0 0 0 0 17 22 0.00 0.000	2.0	6	0	0	0	2	0	0	0	0	0	17	22	0.00	0.000		
Andy Pettitte, L ERA: 5.08																			
Dave Borkowski, R ERA: 3.96																			
Russ Springer, R ERA: 3.93																			

Houston Astros @ Chicago Cubs  
Wrigley Field, Chicago, IL  
Thu Jul 20 2006, 1:20 PM CDT  
Att. 40,208 - Overcast - 75 F

AB	30
R	4
H	6
RBI	4
BB	4
SO	9
LOB	10





Batter	1	2	3	4	5	6	7	8	9	AB	R	H	RBI	BB	SO	LOB	TOP				
Juan Pierre, L (1,8) OBP: 0.319, SLG: 0.363	1-2 P3		2-1 SF9		3-2 E9		0-1 G3		1-2 P3	4	1	2	1	0	0	0	<b>Chicago Cubs @ Washington Nationals</b> Robert F. Kennedy Memorial Stadium, Washington, DC Fri Jul 21 2006, 7:05 PM EDT Att: 35,442 - Cloudy - 84 F				
Todd Walker, L (1,4) OBP: 0.357, SLG: 0.392	1-1 F8		4-2 16 FC5		4-2 BB		2-2 G3		2-2 G6-3	3	0	0	1	2	0	0					
Michael Barrett, R (1,2) OBP: 0.401, SLG: 0.540	0-3 K2-3		0-0 16 FC5		3-1 F8		1-2 16 HR			4	1	2	0	0	1	2					
16 Aramis Ramirez, R (1,5) OBP: 0.322, SLG: 0.494		0-0 HR	2-0 FC5		0-2 P2		3-2 HR			4	2	2	3	0	0	4					
Jacque Jones, L (1,9) OBP: 0.320, SLG: 0.502	3-1 P6			2-3 K		0-0 G6-3		1-1 G1-3		4	0	0	0	0	1	0					
John Mabry, L (1,3) OBP: 0.321, SLG: 0.333	0-0 F7			0-0 HR		1-0 F8		3-2 L8		4	1	1	1	0	0	0					
19 Matt Murton, R (1,7) OBP: 0.345, SLG: 0.373	0-2 G4-3			1-0 F8		1-0 1B		0-0 F7		4	0	1	0	0	0	0					
5 Ronny Cedeno, R (1,6) OBP: 0.281, SLG: 0.340			2-1 22 SH1-4		0-2 F8		1-1 F8		0-3 K	4	1	1	0	0	1	1					
22 Mark Prior, R (1,1) Glendon Rusch, L (4,1) 29 Angel Pagan, S (7,PH) 44 Roberto Novoa, R (7,1) 13 Will Ohman, L (7,1) 47 Scott Eyre, L (8,1) Bob Howry, L (8,1) Phil Niev, R (9,PH)			0-0 SH1-4		0-2 P5		3-2 G3		2-2 P4	0	0	0	0	0	0	0					
<b>Inning Stats</b>	R: 0 E: 0 K: 1 S: 8	H: 0 LOB: 0 BB: 0 P: 10	R: 1 E: 0 K: 0 S: 7	H: 1 LOB: 0 BB: 0 P: 10	R: 1 E: 0 K: 0 S: 9	H: 2 LOB: 2 BB: 1 P: 19	R: 1 E: 0 K: 1 S: 8	H: 1 LOB: 0 BB: 0 P: 11	R: 0 E: 1 K: 0 S: 17	H: 1 LOB: 2 BB: 1 P: 27	R: 0 E: 0 K: 0 S: 5	H: 1 LOB: 1 BB: 0 P: 8	R: 3 E: 0 K: 0 S: 21	H: 3 LOB: 0 BB: 0 P: 31	R: 0 E: 0 K: 1 S: 7	H: 0 LOB: 0 BB: 0 P: 10		R: 0 E: 0 K: 0 S: 11	H: 0 LOB: 0 BB: 0 P: 16	1B: 4 2B: 2 3B: 0 HR: 3	SF: 1 SAC: 1 DP: 0 HBP: 0
<b>PITCHER</b>	IP WLS BF H R ER SO BB IBB HBP BLK WP HR S P ERA WHIP																				
Pedro Astacio, R (1,1) ERA: 5.75	6.1	27	6	3	3	2	2	0	0	0	0	0	0	2	62	96	4.26	1.263			
Mike Stanton, L (7,1) ERA: 4.5	0.1	B	2	1	1	0	0	0	0	0	0	0	0	5	7	27.00	3.000				
Kevin Gryboski, R (7,1) ERA: 13.5	0.1	S	2	2	2	0	0	0	0	0	0	0	1	8	13	54.00	6.000				
Jon Rauch, R (8,1) ERA: 3.32	1.0	W	3	0	0	0	0	0	0	0	0	0	0	7	10	0.00	0.000				
32 Chad Cordero, R (9,1) ERA: 3.6	1.0	S	3	0	0	0	0	0	0	0	0	0	0	11	16	0.00	0.000				

AB	34
R	6
H	9
RBI	6
BB	2
SO	3
LOB	7



Batter	1	2	3	4	5	6	7	8	9	AB	R	H	RBI	BB	SO	LOB	BOTTOM	
Alfonso Soriano, R (1,7) OBP: 0.356, SLG: 0.571	1-0 24 WP			4-2 G4-3		1-3 K		1-0 11 S		3	2	1	0	1	2	3	<b>Chicago Cubs @ Washington Nationals</b> Robert F. Kennedy Memorial Stadium, Washington, DC Fri Jul 21 2006, 7:05 PM EDT Att: 35,442 - Cloudy - 84 F	
Marlon Anderson, L (1,4) OBP: 0.322, SLG: 0.443	4-0 44 WP			0-1 G4-3		1-3 K		0-0 24 1B		4	1	2	3	1	1	2		
11 Ryan Zimmerman, R (1,5) OBP: 0.353, SLG: 0.474	2 SAFE	3-2 F8		4-0 BB		0-0 44 1B		2-2 SF4		3	0	1	1	1	0	3		
24 Nick Johnson, L (1,3) OBP: 0.422, SLG: 0.536	3-3 K		0-1 G4-3		1-0 G3-1		2-1 F8		1-2 44 1B	5	1	1	0	0	1	6		
44 Alex Escobar, R (1,8) Melvin Dorta, R (8,PH) 32 Chad Cordero, R (9,1)	2-1 G4-3		3-1 P3		3-2 F9		1-2 E4		1-0 25 CS	5	0	2	2	0	0	1		
25 Austin Kearns, R (1,9) OBP: 0.355, SLG: 0.477		1-2 FC4-6		4-1 BB		3-2 G5-3		4-1 BB		2	0	1	0	2	0	0		
Brian Schneider, L (1,2) Luis Matos, R (7,PH) Jon Rauch, R (8,1) Daryle Ward, L (9,9) Felipe Lopez, S (1,6)		2-2 FC4-6		3-2 G4-3		0-2 BB		3-2 P3		3	1	1	0	0	0	2		
13 Robert Fick, L (8,2) OBP: 0.315, SLG: 0.391		1-2 2B		1-0 G4-3		0-1 G5-3		0-3 K		1	0	0	0	0	0	0		
<b>Inning Stats</b>	R: 1 E: 0 K: 1 S: 8	H: 0 LOB: 1 BB: 1 P: 21	R: 3 E: 0 K: 1 S: 20	H: 3 LOB: 1 BB: 0 P: 28	R: 0 E: 0 K: 0 S: 8	H: 0 LOB: 1 BB: 1 P: 18	R: 0 E: 0 K: 0 S: 7	H: 1 LOB: 3 BB: 2 P: 17	R: 0 E: 0 K: 2 S: 8	H: 0 LOB: 0 BB: 0 P: 10	R: 0 E: 1 K: 0 S: 12	H: 2 LOB: 3 BB: 1 P: 24	R: 3 E: 0 K: 1 S: 18	H: 4 LOB: 1 BB: 0 P: 26	1B: 9 2B: 2 3B: 0 HR: 0	SF: 1 SAC: 1 DP: 0 HBP: 2		WP: 2 PA: 42 PB: 0 SB: 3 CS: 1
<b>PITCHER</b>	IP WLS BF H R ER SO BB IBB HBP BLK WP HR S P ERA WHIP																	
22 Mark Prior, R (1,1) ERA: 8.14	3.1	19	4	4	4	2	3	0	0	0	0	0	0	25	38	10.80	2.100	
Glendon Rusch, L (4,1) ERA: 7.14	2.2	10	1	0	0	2	1	0	0	0	0	0	0	7	14	0.00	9.000	
44 Roberto Novoa, R (7,1) ERA: 5.15	0.1	H	4	2	0	0	0	1	0	0	0	0	0	5	10	0.00	0.000	
13 Will Ohman, L (7,1) ERA: 4.08	0.2	H	2	0	0	0	0	0	0	0	0	0	0	3	3	0.00	0.000	
47 Scott Eyre, L (8,1) ERA: 2.22	0.1	H	1	0	0	0	0	0	0	0	0	0	0	3	3	0.00	0.000	

AB	32
R	7
H	11
RBI	6
BB	5
SO	5
LOB	24





Batter	1	2	3	4	5	6	7	8	9	AB R H RBI BB SO LOB	TOP											
Juan Pierre, L (1.8) OBP: 0.318, SLG: 0.360	G6-3		P5		G4-3		G1-3			5 0 1 0 0 0 1	<b>Chicago Cubs @ Washington Nationals</b> Robert F. Kennedy Memorial Stadium, Washington, DC Sat Jul 22 2006, 1:20 PM EDT Att: 38,021 - Overcast - 92 F <a href="http://livebaseballscorecards.com">livebaseballscorecards.com</a>											
Neftali Feliz, S (1.4) OBP: 0.266, SLG: 0.357 44 Roberto Novoa, R (7.1) OBP: 0.250, SLG: 0.500 25 Derrek Lee, R (9.7) OBP: 0.386, SLG: 0.443	P5		G4-3		P6		F7		1B	4 0 0 0 0 0 1 0 0 0 0 0 0 0 1 0 0 0 0 0 1												
16 Aramis Ramirez, R (1.5) OBP: 0.326, SLG: 0.514	HR		1B		HR		P3			4 2 3 2 0 0 1												
John Mabry, L (1.3) OBP: 0.322, SLG: 0.327 29 Angel Pagan, S (8.7) OBP: 0.276, SLG: 0.462	2B 1B BB		F8		G6-3		F7			2 1 0 0 1 0 1 1 0 0 0 0 0 0												
Jacque Jones, L (1.9) OBP: 0.322, SLG: 0.505 19 Matt Murton, R (8.7) OBP: 0.345, SLG: 0.373	1B 2B				B1		G3-1			4 0 2 0 0 0 0 0 0 0 0 0 0 0												
Phil Nevin, R (1.7) OBP: 0.317, SLG: 0.445	1B				K		K			4 0 2 1 0 2 1												
5 Ronny Cedeno, R (1.6) OBP: 0.281, SLG: 0.336			F9		2B BB		P6			3 0 0 0 1 1 2												
24 Henry Blanco, R (1.2) OBP: 0.289, SLG: 0.442 Todd Walker, L (7.4) OBP: 0.356, SLG: 0.391	F9				K2-3					3 0 1 0 0 1 1 1 0 0 0 0 0 0												
45 Sean Marshall, L (1.1) OBP: 0.196, SLG: 0.250 Scott Williamson, R (5.1) 13 Will Ohman, L (6.1) OBP: 1.000, SLG: 1.000 Michael Barrett, R (6.2) OBP: 0.402, SLG: 0.543	K				K					2 0 0 0 0 2 2 0 0 0 0 0 0 0 0 0 0 0 0 0 0 2 0 1 0 0 0 0												
<b>Inning Stats</b>	R: 2 E: 0 K: 0 S: 12	H: 3 LOB: 2 BB: 1 P: 22	R: 0 E: 0 K: 1 S: 10	H: 0 LOB: 0 BB: 0 P: 16	R: 0 E: 0 K: 0 S: 11	H: 1 LOB: 1 BB: 0 P: 16	R: 0 E: 0 K: 2 S: 10	H: 1 LOB: 2 BB: 1 P: 20	R: 1 E: 0 K: 0 S: 8	H: 1 LOB: 0 BB: 0 P: 10		R: 0 E: 0 K: 2 S: 14	H: 1 LOB: 1 BB: 0 P: 22	R: 0 E: 0 K: 1 S: 11	H: 1 LOB: 1 BB: 0 P: 14	R: 0 E: 0 K: 1 S: 14	H: 1 LOB: 1 BB: 0 P: 21	R: 0 E: 0 K: 0 S: 6	H: 1 LOB: 1 BB: 0 P: 8	1B: 5 2B: 3 3B: 0 HR: 2	SF: 0 SAC: 0 DP: 0 HBP: 0	WP: 0 PB: 0 SB: 1 CS: 1
<b>PITCHER</b>	IP WLS BF H R ER SO BB IBB HBP BLK WP HR S P ERA WHIP											IP WLS BF H R ER SO BB IBB HBP BLK WP HR S P ERA WHIP										
Livan Hernandez, R (1.1) ERA: 5.8	6.0 W 26 7 3 3 5 2 0 0 0 0 0 2 65 106 4.50 1.500																					
59 Micah Bowie, L (7.1) ERA: 0.93	1.2 H 6 1 0 0 0 0 0 0 0 0 0 0 18 24 0.00 0.600																					
Jon Rauch, R (8.1) ERA: 3.3	0.1 H 2 1 0 0 1 0 0 0 0 0 0 0 8 11 0.00 3.000																					
32 Chad Cordero, R (9.1) ERA: 3.52	1.0 4 1 0 0 0 0 0 0 0 0 0 0 6 8 0.00 1.000																					

Batter	1	2	3	4	5	6	7	8	9	AB R H RBI BB SO LOB	BOTTOM									
Alfonso Soriano, R (1.7) OBP: 0.361, SLG: 0.586	1B 2B		11 F9-2 3B		11 2B		K		2B	5 2 4 1 0 1 0	<b>Chicago Cubs @ Washington Nationals</b> Robert F. Kennedy Memorial Stadium, Washington, DC Sat Jul 22 2006, 1:20 PM EDT Att: 38,021 - Overcast - 92 F <a href="http://livebaseballscorecards.com">livebaseballscorecards.com</a>									
Felipe Lopez, S (1.6) OBP: 0.550, SLG: 0.388	11 2B		L4		11 2B BB		F8		2B	4 1 2 1 1 0 1										
11 Ryan Zimmerman, R (1.5) OBP: 0.351, SLG: 0.473	FC1-4-2		F9-2				L6		F9	5 0 1 2 0 0 4										
24 Nick Johnson, L (1.3) OBP: 0.426, SLG: 0.537	G6-3				CS E 1B		HBP 25 S 1B			3 0 2 0 1 0 1										
25 Austin Kearns, R (1.9) OBP: 0.357, SLG: 0.484	HR		F9		F9		HBP BB			3 1 1 1 1 0 3										
Luis Matos, R (1.8) OBP: 0.279, SLG: 0.344 Daryle Ward, L (7.7) OBP: 0.389, SLG: 0.564 Ryan Church, L (7.7) OBP: 0.346, SLG: 0.477	G6-3		FC5		44 WP 44 HR 2B		HBP 2B			3 1 1 0 0 0 1 0 0 0 0 0 0 0 0 0 0 0 0 0 0										
Marlon Anderson, L (1.4) OBP: 0.314, SLG: 0.431	E4 13 CS		K		K		F8			4 0 0 0 0 2 6										
13 Robert Fick, L (1.2) OBP: 0.299, SLG: 0.370	K		G6-3		G6-3		F8			4 0 0 0 0 1 2										
Livan Hernandez, R (1.1) ERA: 4.98 44 Alex Escobar, R (7.7) OBP: 0.295, SLG: 0.738 59 Micah Bowie, L (7.1) Jon Rauch, R (8.1) Melvin Dorta, R (8.7) 32 Chad Cordero, R (9.1)					G5-3		HR		L5	2 1 1 0 0 0 0 1 1 1 2 0 0 0 0 0 0 0 0 0 0 0 0 0 0 0 0 0 1 0 0 0 0 0 0 0 0 0 0 0 0 0										
<b>Inning Stats</b>	R: 0 E: 0 K: 0 S: 16	H: 2 LOB: 1 BB: 0 P: 26	R: 1 E: 1 K: 1 S: 10	H: 1 LOB: 0 BB: 0 P: 13	R: 1 E: 0 K: 0 S: 7	H: 2 LOB: 0 BB: 0 P: 12	R: 0 E: 1 K: 1 S: 8	H: 1 LOB: 2 BB: 0 P: 13	R: 2 E: 0 K: 0 S: 16	H: 2 LOB: 2 BB: 2 P: 29		R: 2 E: 0 K: 2 S: 20	H: 2 LOB: 0 BB: 0 P: 25	R: 0 E: 0 K: 0 S: 10	H: 1 LOB: 3 BB: 1 P: 22	R: 1 E: 0 K: 0 S: 10	H: 2 LOB: 1 BB: 0 P: 18	1B: 3 2B: 10 3B: 1 HR: 2	SF: 0 SAC: 0 DP: 3 HBP: 1	WP: 1 PB: 0 SB: 1 CS: 2
<b>PITCHER</b>	IP WLS BF H R ER SO BB IBB HBP BLK WP HR S P ERA WHIP											IP WLS BF H R ER SO BB IBB HBP BLK WP HR S P ERA WHIP								
45 Sean Marshall, L (1.1) ERA: 4.98	4.0 16 3 3 3 0 1 1 0 0 0 0 0 64 64 4.50 1.500																			
Scott Williamson, R (5.1) ERA: 5.08	1.0 L 8 3 3 3 0 1 1 0 0 0 0 0 18 33 27.00 4.000																			
13 Will Ohman, L (6.1) ERA: 4.12	1.1 5 1 1 1 2 0 0 0 0 0 1 1 21 27 6.75 0.750																			
44 Roberto Novoa, R (7.1) ERA: 5.16	1.2 10 3 1 1 0 1 0 1 0 0 0 0 17 34 5.40 2.400																			









Batter	1	2	3	4	5	6	7	8	9	AB	R	H	RBI	BB	SO	LOB	TOP					
Juan Pierre, L (1,8) OBP: 0.320, SLG: 0.368	G6-3	G2			BB			G2-3		4	0	1	2	1	0	1	<b>Chicago Cubs @ New York Mets</b> Shea Stadium, Flushing, NY Mon Jul 24 2006, 7:10 PM EDT Att: 45,631 - Partly Cloudy - 78 F					
5 Ronny Cedeno, R (1,6) OBP: 0.274, SLG: 0.328	P4	FC5						K		5	0	0	0	0	3	4						
Michael Barrett, R (1,2) OBP: 0.397, SLG: 0.544	HR							G6-3		5	2	2	1	0	0	0						
16 Aramis Ramirez, R (1,5) OBP: 0.329, SLG: 0.518	2B	BB						G6-3		3	2	1	2	2	0	0						
Jacque Jones, L (1,9) OBP: 0.320, SLG: 0.509	2B	BB						G1		5	2	2	1	0	0	1						
Phil Nevin, R (1,3) OBP: 0.318, SLG: 0.451	2B							F9		5	1	2	2	2	0	1						
19 Matt Murton, R (1,7) OBP: 0.347, SLG: 0.375	F7									4	0	2	0	0	0	2						
Neffi Perez, S (1,4) OBP: 0.265, SLG: 0.354										4	1	2	0	0	1	2						
Greg Maddux, R (1,1) OBP: 0.140, SLG: 0.122										3	0	0	0	0	2	4						
43 Michael Wuerztz, R (7,1) 47 Scott Eyre, L (7,1) Bob Howry, L (7,1) 46 Ryan Dempster, R (9,1)										0	0	0	0	0	0	0						
<b>Inning Stats</b>	R: 3 E: 0 K: 0 S: 13	H: 3 LOB: 1 BB: 1 P: 26	R: 0 E: 0 K: 0 S: 7	H: 1 LOB: 1 BB: 0 P: 8	R: 0 E: 0 K: 0 S: 10	H: 0 LOB: 1 BB: 1 P: 18	R: 0 E: 0 K: 2 S: 11	H: 1 LOB: 2 BB: 1 P: 18	R: 5 E: 0 K: 2 S: 24	H: 6 LOB: 1 BB: 0 P: 40	R: 0 E: 0 K: 0 S: 7	H: 0 LOB: 0 BB: 0 P: 10	R: 0 E: 0 K: 1 S: 11	H: 1 LOB: 0 BB: 0 P: 16	R: 0 E: 0 K: 1 S: 12	H: 0 LOB: 0 BB: 0 P: 15	R: 0 E: 0 K: 0 S: 5	H: 0 LOB: 0 BB: 0 P: 9	1B: 6 2B: 3 3B: 0 HR: 3	SF: 0 SAC: 1 DP: 0 HBP: 0	WP: 1 PB: 0 SB: 1 CS: 0	PA: 42
<b>PITCHER</b>	IP WLS BF H R ER SO BB IBB HBP BLK WP HR S P ERA WHIP																					
Steve Trachsel, R (1,1) ERA: 5.14	4.2 L 27 10 8 8 3 3 0 0 0 0 1 3 59 101 15.43 2.786																					
Heath Bell, R (5,1) ERA: 3.2	2.1 9 2 0 0 2 0 0 0 0 0 0 0 24 35 0.00 0.857																					
Chad Bradford, R (8,1) ERA: 3.62	1.0 3 0 0 0 1 0 0 0 0 0 0 0 12 15 0.00 0.000																					
50 Duaner Sanchez, R (9,1) ERA: 2.7	1.0 3 0 0 0 0 0 0 0 0 0 0 0 5 9 0.00 0.000																					

**Chicago Cubs @ New York Mets**  
 Shea Stadium, Flushing, NY  
 Mon Jul 24 2006, 7:10 PM EDT  
 Att: 45,631 - Partly Cloudy - 78 F

AB	38
R	8
H	12
RBI	8
BB	3
SO	6
LOB	15



Batter	1	2	3	4	5	6	7	8	9	AB	R	H	RBI	BB	SO	LOB	BOTTOM			
7 José Reyes, S (1,6) OBP: 0.346, SLG: 0.459	L3	G3								4	1	0	0	1	2	1	<b>Chicago Cubs @ New York Mets</b> Shea Stadium, Flushing, NY Mon Jul 24 2006, 7:10 PM EDT Att: 45,631 - Partly Cloudy - 78 F			
16 Paul Lo Duca, R (1,2) OBP: 0.342, SLG: 0.410	1B									5	1	2	1	0	2					
15 Carlos Beltrán, S (1,8) OBP: 0.379, SLG: 0.597	2B									4	1	1	1	0	0					
21 Carlos Delgado, L (1,3) OBP: 0.349, SLG: 0.525	1B									3	1	2	2	1	0					
5 David Wright, R (1,5) OBP: 0.388, SLG: 0.567	1B									4	0	2	1	0	1					
Cliff Floyd, L (1,7) OBP: 0.346, SLG: 0.441	1B									4	1	1	1	0	0					
Xavier Nady, R (1,9) OBP: 0.329, SLG: 0.496										4	0	1	1	0	2					
Chris Woodward, R (1,4) OBP: 0.315, SLG: 0.357										3	1	1	0	0	0					
10 Endy Chavez, L (8,PH) OBP: 0.320, SLG: 0.408										0	0	0	0	0	0					
50 Duaner Sanchez, R (9,1) ERA: 2.2										1	0	0	0	0	0					
Steve Trachsel, R (1,1) ERA: 5.14										2	0	0	0	0	1					
Heath Bell, R (5,1) ERA: 3.2										0	0	0	0	0	0					
22 Jose Valentin, S (7,PH) OBP: 0.332, SLG: 0.530										2	1	1	0	0	0					
<b>Inning Stats</b>	R: 3 E: 0 K: 1 S: 16	H: 4 LOB: 1 BB: 0 P: 22	R: 0 E: 0 K: 1 S: 10	H: 0 LOB: 0 BB: 0 P: 13	R: 0 E: 0 K: 0 S: 8	H: 1 LOB: 1 BB: 0 P: 12	R: 1 E: 0 K: 1 S: 10	H: 2 LOB: 1 BB: 0 P: 14	R: 0 E: 0 K: 0 S: 6	H: 0 LOB: 0 BB: 0 P: 8	R: 3 E: 0 K: 0 S: 17	H: 3 LOB: 2 BB: 2 P: 30	R: 0 E: 0 K: 1 S: 7	H: 0 LOB: 0 BB: 0 P: 13	R: 0 E: 0 K: 1 S: 7	H: 0 LOB: 0 BB: 0 P: 9	1B: 8 2B: 3 3B: 0 HR: 0	SF: 1 SAC: 0 DP: 1 HBP: 0	WP: 0 PB: 0 SB: 0 CS: 0	PA: 39
<b>PITCHER</b>	IP WLS BF H R ER SO BB IBB HBP BLK WP HR S P ERA WHIP																			
Greg Maddux, R (1,1) ERA: 4.83	6.0 W 28 10 7 7 4 1 0 0 0 0 0 0 2 2 0.00 0.000																			
43 Michael Wuerztz, R (7,1) ERA: 6.0	0.1 H 1 0 0 0 0 0 0 0 0 0 0 0 2 8 0.00 3.000																			
47 Scott Eyre, L (7,1) ERA: 2.2	0.1 H 2 0 0 0 0 1 0 0 0 0 0 0 2 8 0.00 3.000																			
Bob Howry, R (7,1) ERA: 3.56	1.1 H 5 1 0 0 1 0 0 0 0 0 0 0 13 21 0.00 0.750																			
46 Ryan Dempster, R (9,1) ERA: 4.23	1.0 S 3 0 0 0 1 0 0 0 0 0 0 0 7 9 0.00 0.000																			

**Chicago Cubs @ New York Mets**  
 Shea Stadium, Flushing, NY  
 Mon Jul 24 2006, 7:10 PM EDT  
 Att: 45,631 - Partly Cloudy - 78 F

AB	36
R	7
H	11
RBI	7
BB	2
SO	6
LOB	12





Batter	1	2	3	4	5	6	7	8	9	AB	R	H	RBI	BB	SO	LOB	TOP		
Juan Pierre, L (1,8) OBP: 0.321, SLG: 0.369	F9		1B 16 SF7	G6-3			G4-3 16 1B		G4-3	4	2	1	0	1	0	0			
Todd Walker, L (1,4) OBP: 0.354, SLG: 0.387	G4-3		1B 19 BB FC5-2	G4-3			G4-3		G4-3 16 WP	4	0	1	0	0	0	1			
Neifi Perez, S (7,4) OBP: 0.269, SLG: 0.363			1B						2B	1	0	1	0	0	0	0			
16 Aramis Ramirez, R (1,5) OBP: 0.330, SLG: 0.526	HR		SF7		G5-3				P4	4	1	2	3	0	0	1			
Phil Nevin, R (1,3) OBP: 0.317, SLG: 0.459	HR		E1 FC5-2 19 BB 24 2B		F9					4	2	1	1	0	1	1			
19 Matt Murton, R (1,7) OBP: 0.349, SLG: 0.374	G4-3				F9					3	1	1	0	1	0	0			
David Aardsma, R (8,1)										0	0	0	0	0	0	0			
47 Scott Eyre, L (8,1)										0	0	0	0	0	0	0			
46 Ryan Dempster, R (9,1)										0	0	0	0	0	0	0			
Bob Howry, L (9,1) OBP: 1.000, SLG: 1.000										0	0	0	0	0	0	0			
Jacque Jones, L (1,9) OBP: 0.316, SLG: 0.503		G3-1	FC5-2 24 2B			F8			FC4-6 5 FC6-4	4	1	0	0	0	0	4			
24 Henry Blanco, R (1,2) OBP: 0.297, SLG: 0.454						G6-3			F9	4	0	2	3	0	0	1			
5 Ronny Cedeno, R (1,6) OBP: 0.272, SLG: 0.325										3	0	0	0	0	1	2			
38 Carlos Zambrano, S (1,1) OBP: 0.188, SLG: 0.435										3	1	1	1	0	1	1			
29 Angel Pagán, S (8,7) OBP: 0.276, SLG: 0.436										1	0	0	0	0	0	0			
<b>Inning Stats</b>	R: 2 H: 2 E: 0 K: 0 S: 13	H: 2 R: 1 ER: 0 LOB: 0 BB: 0 P: 17	R: 0 H: 1 E: 0 K: 0 S: 9	H: 1 R: 0 ER: 0 LOB: 1 BB: 0 P: 15	R: 4 H: 2 E: 1 K: 1 S: 19	LOB: 1 R: 0 H: 0 E: 0 K: 1 S: 8	H: 0 R: 0 ER: 0 LOB: 0 BB: 0 P: 9	R: 0 H: 0 E: 0 K: 0 S: 7	H: 0 R: 0 ER: 0 LOB: 0 BB: 0 P: 11	R: 2 H: 3 E: 0 K: 1 S: 11	H: 0 R: 0 ER: 0 LOB: 0 BB: 0 P: 17	R: 0 H: 1 E: 0 K: 0 S: 6	H: 1 R: 0 ER: 0 LOB: 1 BB: 0 P: 6	R: 0 H: 1 E: 0 K: 0 S: 11	H: 1 R: 0 ER: 0 LOB: 1 BB: 0 P: 17	1B: 4 2B: 3 3B: 0 HR: 3	SF: 1 SAC: 1 DP: 0 HBP: 0	WP: 1 PB: 0 SB: 0 CS: 0	PA: 39
<b>PITCHER</b>	IP	WLS	BF	H	R	ER	SO	BB	IBB	HBP	BLK	WP	HR	S	P	ERA	WHIP		
Tom Glavine, L (1,1) ERA: 3.69	6.1	L	29	7	8	5	2	2	0	0	0	0	3	70	111	7.11	1.421		
Chad Bradford, R (7,1) ERA: 3.55	0.2		2	1	0	0	1	0	0	0	0	0	0	5	7	0.00	1.500		
Aaron Heilman, R (8,1) ERA: 4.4	1.0		4	1	0	0	0	0	0	0	0	0	0	6	6	0.00	1.000		
13 Billy Wagner, L (9,1) ERA: 2.36	1.0		4	1	0	0	0	0	0	0	0	1	0	11	17	0.00	1.000		

Chicago Cubs @ New York Mets  
Shea Stadium, Flushing, NY  
Tue Jul 25 2006, 7:10 PM EDT  
Att: 47,686 - Partly Cloudy - 79 F

AB	35
R	8
H	10
RBI	8
BB	2
SO	3
LOB	11



Batter	1	2	3	4	5	6	7	8	9	AB	R	H	RBI	BB	SO	LOB	BOTTOM			
7 José Reyes, S (1,6) OBP: 0.347, SLG: 0.457	K	G3-1			1B 16 1B 15 FC6-4		G1-3			4	1	1	0	1	1	0				
16 Paul Lo Duca, R (1,2) OBP: 0.343, SLG: 0.410	F8				1B 15 FC6-4				P4	5	0	2	0	0	0	3				
15 Carlos Beltrán, S (1,8) OBP: 0.378, SLG: 0.602	HR	G6-3			1B 21 G4-6-3				G6-3	4	1	1	2	0	0	2				
21 Carlos Delgado, L (1,3) OBP: 0.348, SLG: 0.520					G4-6-3				F7	3	0	0	0	1	1	1				
5 David Wright, R (1,5) OBP: 0.386, SLG: 0.564	K				G5-3				G4-3 22 1B	4	1	1	0	0	1	1				
Cliff Floyd, L (1,7) OBP: 0.345, SLG: 0.438					K				K	4	1	1	0	0	3	1				
22 Jose Valentin, S (1,4) OBP: 0.335, SLG: 0.529					G3				G4-3 10 BB	4	1	2	0	0	0	0				
10 Endy Chavez, L (1,9) OBP: 0.329, SLG: 0.428					1B				G4-3 1B	3	1	2	3	1	0	0				
Tom Glavine, L (1,1) ERA: 3.69	7.0	W	28	8	5	6	6	2	0	0	0	0	0	0	0	1	1	0	1	
Chad Bradford, R (7,1) ERA: 3.55	0.1	H	1	0	0	0	0	0	0	0	0	0	0	0	0	0	0	0	0	
Eli Marrero, R (7,PH) OBP: 0.386, SLG: 0.465	0.2	H	2	0	0	0	0	0	0	0	0	5	5	0	0	0	0	0	0	
Aaron Heilman, R (8,1) ERA: 4.4	0.2	H	6	2	1	1	1	2	0	0	0	15	29	13.50	6.000					
13 Billy Wagner, L (9,1) ERA: 2.36	0.1	S	1	0	0	0	0	0	0	0	0	6	7	0.00	0.000					
Julio Franco, R (9,PH) OBP: 0.320, SLG: 0.383										1	0	0	1	0	0	2				
<b>Inning Stats</b>	R: 1 H: 1 E: 0 K: 2 S: 13	H: 1 R: 0 ER: 0 LOB: 1 BB: 1 P: 23	R: 3 H: 4 E: 0 K: 1 S: 17	H: 4 R: 0 ER: 0 LOB: 1 BB: 0 P: 29	R: 0 H: 0 E: 0 K: 2 S: 7	H: 0 R: 0 ER: 0 LOB: 0 BB: 0 P: 9	R: 0 H: 1 E: 0 K: 0 S: 10	H: 1 R: 0 ER: 0 LOB: 0 BB: 0 P: 10	R: 1 H: 2 E: 0 K: 0 S: 8	H: 2 R: 0 ER: 0 LOB: 0 BB: 0 P: 13	R: 0 H: 0 E: 0 K: 1 S: 6	H: 0 R: 0 ER: 0 LOB: 0 BB: 0 P: 8	R: 0 H: 0 E: 0 K: 0 S: 6	H: 0 R: 0 ER: 0 LOB: 0 BB: 0 P: 7	R: 0 H: 2 E: 0 K: 1 S: 21	H: 2 R: 0 ER: 0 LOB: 3 BB: 2 P: 36	1B: 8 2B: 0 3B: 0 HR: 2	SF: 0 SAC: 0 DP: 2 HBP: 0	WP: 0 PB: 0 SB: 0 CS: 0	PA: 38
<b>PITCHER</b>	IP	WLS	BF	H	R	ER	SO	BB	IBB	HBP	BLK	WP	HR	S	P	ERA	WHIP			
38 Carlos Zambrano, R (1,1) ERA: 3.27	0.1	H	1	0	0	0	0	0	0	0	0	0	0	1	2	0.00	0.000			
47 Scott Eyre, L (8,1) ERA: 2.17	0.2	H	2	0	0	0	0	0	0	0	0	0	0	5	5	0.00	0.000			
46 Ryan Dempster, R (9,1) ERA: 4.37	0.2	H	6	2	1	1	1	2	0	0	0	0	0	15	29	13.50	6.000			
Bob Howry, R (9,1) ERA: 3.54	0.1	S	1	0	0	0	0	0	0	0	0	0	0	6	7	0.00	0.000			

Chicago Cubs @ New York Mets  
Shea Stadium, Flushing, NY  
Tue Jul 25 2006, 7:10 PM EDT  
Att: 47,686 - Partly Cloudy - 79 F

AB	35
R	6
H	10
RBI	6
BB	3
SO	7
LOB	11





Batter	1	2	3	4	5	6	7	8	9	10	AB	R	H	RBI	BB	SO	LOB	TOP			
Juan Pierre, L OBP: 0.322, SLG: 0.368 (1, 8)	4-2 CS BB		3-2 P5			1-1 BB 1B		0-0 B1-3		3-2 P4	4	0	1	0	1	0	2				
Todd Walker, L OBP: 0.353, SLG: 0.384 47 Scott Eyre, L (8, 1)	3-2 SAFE F8			3-2 F8		4-1 SAFE SAFE SAFE SAFE BB		2-2 G4-3			3	0	0	0	0	1	0	1			
43 Michael Wuerzt, R Glendon Rusch, L OBP: 0.231, SLG: 0.308 (9, 1)	1-2 1B				3-2 G4-3 1B							0	0	0	0	0	0	0			
16 Aramis Ramirez, R OBP: 0.332, SLG: 0.526 (1, 5)	0-0 1B					0-3 K				1-2 F8	4	0	2	0	0	1	2				
Jacque Jones, L OBP: 0.313, SLG: 0.497 (1, 9)	1-2 G1-3				0-0 G4-3					1-2 G6-3	4	0	0	0	0	0	4				
Michael Barrett, R OBP: 0.321, SLG: 0.536 (1, 2)		1-0 G6-3			1-2 G4-3			1-3 K		0-3 K	4	0	0	0	0	2	1				
John Mabry, L OBP: 0.325, SLG: 0.324 (1, 3)		3-3 K				2-3 K				4-2 29 SH5-4 BB	3	0	0	0	1	3	0				
29 Angel Pagan, S OBP: 0.279, SLG: 0.421 (1, 7)		1-1 G4-3				0-0 G3				0-0 SH5-4	2	0	0	0	1	0	0				
5 Ronny Cedeno, R OBP: 0.272, SLG: 0.325 (1, 6)					2-2 G6-3			1-3 K		1-0 1B	4	0	1	0	0	1	1				
22 Mark Prior, R 13 Will Ohman, L OBP: 1.000, SLG: 1.000 44 Roberto Novoa, R OBP: 0.250, SLG: 0.500 Phil Nevin, R OBP: 0.316, SLG: 0.457 Neifi Perez, S OBP: 0.268, SLG: 0.361 (8, PH) (8, 4)					2-1 B5-3			3-2 F9		3-2 F5	2	0	0	0	0	1	0				
<b>Inning Stats</b>	R: 0 E: 0 K: 0 S: 12	H: 1 LOB: 1 BB: 1 P: 20	R: 0 E: 0 K: 1 S: 6	H: 0 LOB: 0 BB: 0 P: 11	R: 0 E: 0 K: 0 S: 8	H: 0 LOB: 0 BB: 0 P: 15	R: 0 E: 0 K: 0 S: 12	H: 1 LOB: 1 BB: 1 P: 19	R: 0 E: 0 K: 1 S: 8	H: 0 LOB: 0 BB: 0 P: 13	R: 0 E: 0 K: 3 S: 10	H: 0 LOB: 1 BB: 1 P: 18	R: 0 E: 0 K: 0 S: 7	H: 0 LOB: 0 BB: 0 P: 12	R: 0 E: 0 K: 1 S: 9	H: 0 LOB: 0 BB: 0 P: 11	R: 0 E: 0 K: 0 S: 14	H: 1 LOB: 2 BB: 1 P: 25	1B: 4 2B: 0 3B: 0 HR: 0	SF: 0 SAC: 1 DP: 0 HBP: 0	WP: 0 PA: 37 PB: 0 SB: 0 CS: 1
<b>PITCHER</b>	IP 7.0	WLS 26	BF 3	H 0	R 0	ER 0	SO 7	BB 3	IBB 0	HBP 0	BLK 0	WP 0	HR 0	S 69	P 118	ERA 0.00	WHIP 0.857				
33 John Maine, R ERA: 2.45 50 Duane Sanchez, R ERA: 2.65 13 Billy Wagner, L ERA: 2.31 Aaron Heilman, R ERA: 4.32	(1, 1) (8, 1) (9, 1) (10, 1)																				

Chicago Cubs @ New York Mets  
Shea Stadium, Flushing, NY  
Wed Jul 26 2006, 12:10 PM EDT  
Att. 40,299 - Partly Cloudy - 84 F

AB 32  
R 0  
H 4  
RBI 0  
BB 4  
SO 8  
LOB 13



Batter	1	2	3	4	5	6	7	8	9	10	AB	R	H	RBI	BB	SO	LOB	BOTTOM			
7 José Reyes, S OBP: 0.345, SLG: 0.454 (1, 6)	1-2 G3-1		2-2 FC4 10 S			2-2 P4		0-0 1B 1B		0-1 F8	5	0	1	0	0	0	1				
10 Endy Chavez, L OBP: 0.325, SLG: 0.419 (1, 7)	4-1 BB		3-2 K			3-2 G3-1		1-2 SAFE SAFE SAFE SAFE F8		2-2 G5-3	4	0	0	0	1	1	2				
15 Carlos Beltrán, S OBP: 0.363, SLG: 0.602 (1, 8)	3-2 P5				4-2 BB			4-1 21 BB		3-1 21 2B 22 1B	3	1	2	0	2	0	1				
21 Carlos Delgado, L OBP: 0.346, SLG: 0.519 (1, 3)	1-3 K				0-0 P2			SAFE SAFE SAFE SAFE G4-3		2-1 22 1B	5	0	1	0	0	2	5				
5 David Wright, R OBP: 0.365, SLG: 0.561 (1, 5)	4-2 CS BB				2-2 F9			1-2 G6-3		4-2 11 BB	2	0	0	0	3	0	1				
22 José Valentín, S OBP: 0.336, SLG: 0.526 (1, 4)	2-1 SAFE SAFE SAFE SAFE F9				2-1 G3			3-2 1B		0-1 B2	5	0	2	1	0	0	3				
Xavier Nady, R OBP: 0.324, SLG: 0.488 (1, 9)	0-1 SAFE SAFE SAFE SAFE F7					2-2 P2		1-0 SAFE SAFE SAFE SAFE P3		1-1 F8	4	0	0	0	0	0	3				
11 Ramon Castro, R OBP: 0.328, SLG: 0.368 (1, 2)						2-3 K		3-2 F8		1-2 1B	3	0	1	0	1	1	1				
33 John Maine, R ERA: 6.6 50 Duane Sanchez, R ERA: 4.07 Julio Franco, R OBP: 0.300, SLG: 0.375 13 Billy Wagner, L ERA: 2.12 Cliff Floyd, L OBP: 0.344, SLG: 0.436 Aaron Heilman, R ERA: 5.4 (1, 1) (8, 1) (8, PH) (9, 1) (9, PH) (10, 1)					4-2 33 FC3-6 BB			2-1 G1-3		1-3 K	2	0	0	0	0	0	1				
<b>Inning Stats</b>	R: 0 E: 0 K: 1 S: 10	H: 0 LOB: 1 BB: 1 P: 19	R: 0 E: 0 K: 0 S: 6	H: 0 LOB: 0 BB: 1 P: 12	R: 0 E: 0 K: 1 S: 13	H: 0 LOB: 1 BB: 1 P: 22	R: 0 E: 0 K: 0 S: 10	H: 1 LOB: 1 BB: 1 P: 17	R: 0 E: 0 K: 1 S: 9	H: 0 LOB: 0 BB: 0 P: 15	R: 0 E: 0 K: 0 S: 11	H: 1 LOB: 1 BB: 1 P: 21	R: 0 E: 0 K: 2 S: 13	H: 2 LOB: 2 BB: 0 P: 16	R: 0 E: 0 K: 0 S: 11	H: 1 LOB: 2 BB: 1 P: 18	R: 1 E: 0 K: 0 S: 18	H: 3 LOB: 3 BB: 1 P: 30	1B: 6 2B: 1 3B: 0 HR: 0	SF: 0 SAC: 0 DP: 0 HBP: 0	WP: 0 PA: 42 PB: 0 SB: 3 CS: 1
<b>PITCHER</b>	IP 5.2	WLS 21	BF 0	H 0	R 0	ER 0	SO 3	BB 5	IBB 0	HBP 0	BLK 0	WP 0	HR 0	S 57	P 103	ERA 0.00	WHIP 0.882				
22 Mark Prior, R ERA: 6.6 13 Will Ohman, L ERA: 4.07 44 Roberto Novoa, R ERA: 5.05 47 Scott Eyre, L ERA: 2.12 43 Michael Wuerzt, R ERA: 5.4 (1, 1) (8, 1) (7, 1) (8, 1) (9, 1)																					

Chicago Cubs @ New York Mets  
Shea Stadium, Flushing, NY  
Wed Jul 26 2006, 12:10 PM EDT  
Att. 40,299 - Partly Cloudy - 84 F

AB 35  
R 1  
H 7  
RBI 1  
BB 7  
SO 5  
LOB 20









Batter	1	2	3	4	5	6	7	8	9	AB	R	H	RBI	BB	SO	LOB	TOP										
22 David Eckstein, R (1,6) OBP: 0.356, SLG: 0.343	G5-3		FC1-5 16 G4-3 5 2B		F8		27 HBP 43 2B 1B		G6-3	5	2	1	0	0	0	1											
16 Chris Duncan, L (1,7) OBP: 0.339, SLG: 0.524	F7		G4-3				27 HBP 43 2B 1B		G1-3	3	1	1	0	1	0	1											
41 Braden Looper, R (7,1) Aaron Miles, S (9,PH) OBP: 0.500, SLG: 1.000 OBP: 0.326, SLG: 0.340										0	0	0	0	0	0	0											
5 Albert Pujols, R (1,3) OBP: 0.435, SLG: 0.702	K				P6				G6-3	5	0	1	1	0	2	3											
27 Scott Rolen, R (1,5) OBP: 0.392, SLG: 0.533		K			F7		43 2B HBP			3	0	0	0	0	2	2											
43 Juan Encarnacion, R (1,9) OBP: 0.321, SLG: 0.484		K			15 F9 7 1B 15 S BB		7 BB BB			2	1	1	2	2	1	0											
15 Jim Edmonds, L (1,8) OBP: 0.356, SLG: 0.483					F9					4	0	1	0	0	1	4											
7 Hector Luna, R (1,4) OBP: 0.360, SLG: 0.423										3	0	1	1	1	1	1											
Gary Bennett, R (1,2) OBP: 0.259, SLG: 0.257										1	0	0	0	2	0	2											
26 Scott Spiezio, S (8,PH) OBP: 0.360, SLG: 0.444										1	0	0	0	1	0	0											
4 Yadier Molina, R (8,2) OBP: 0.270, SLG: 0.314										0	0	0	0	0	0	0											
Jason Marquis, L (1,1) OBP: 0.220, SLG: 0.268										1	1	0	0	1	0	1											
52 Josh Kinney, R (4,1)										0	0	0	0	0	0	0											
53 John Rodriguez, L (7,PH) OBP: 0.371, SLG: 0.448										2	0	0	0	0	1	0											
<b>Inning Stats</b>	R: 0 E: 0 K: 1 S: 9	H: 0 LOB: 0 BB: 0 P: 15	R: 0 E: 0 K: 3 S: 11	H: 1 LOB: 1 BB: 0 P: 18	R: 2 E: 1 K: 1 S: 11	H: 1 LOB: 1 BB: 2 P: 22	R: 1 E: 0 K: 0 S: 15	H: 1 LOB: 1 BB: 2 P: 28	R: 0 E: 0 K: 0 S: 7	H: 0 LOB: 1 BB: 2 P: 16	R: 2 E: 0 K: 3 S: 19	H: 3 LOB: 2 BB: 0 P: 28	R: 0 E: 0 K: 1 S: 7	H: 0 LOB: 0 BB: 0 P: 12	R: 0 E: 0 K: 0 S: 7	H: 0 LOB: 0 BB: 0 P: 9	1B: 3 2B: 3 3B: 0 HR: 0	SF: 0 SAC: 0 DP: 1 HBP: 1	WP: 0 PA: 39 PB: 0 SB: 1 CS: 0								
<b>PITCHER</b>	IP	WLS	BF	H	R	ER	SO	BB	IBB	HBP	BLK	WP	HR	S	P	ERA	WHIP										
49 Carlos Marmol, R (1,1) ERA: 4.39	5.1	W	25	3	3	2	5	7	0	0	0	0	0	58	111	3.38	1.875										
44 Roberto Novoa, R (6,1) ERA: 5.25	1.1	H	7	3	2	2	2	0	0	1	0	0	0	18	27	13.50	2.250										
47 Scott Eyre, L (7,1) ERA: 2.11	0.1	H	1	0	0	0	1	0	0	0	0	0	0	3	5	0.00	0.000										
Bob Howry, R (8,1) ERA: 3.42	1.0	H	3	0	0	0	1	0	0	0	0	0	0	7	12	0.00	0.000										
46 Ryan Dempster, R (9,1) ERA: 4.19	1.0	S	3	0	0	0	0	0	0	0	0	0	0	7	9	0.00	0.000										

St. Louis Cardinals @ Chicago Cubs  
Wrigley Field, Chicago, IL  
Fri Jul 28, 2006, 1:20 PM CDT  
Att: 40,420 - Sunny - 88 F

AB 31  
R 5  
H 6  
RBI 4  
BB 7  
SO 9  
LOB 15



Batter	1	2	3	4	5	6	7	8	9	AB	R	H	RBI	BB	SO	LOB	BOTTOM										
Juan Pierre, L (1,8) OBP: 0.326, SLG: 0.377	PB 2B		G6-3							4	0	2	3	1	0	1											
Todd Walker, L (1,4) OBP: 0.354, SLG: 0.393	F7									4	1	1	0	1	0	4											
46 Ryan Dempster, R (9,1)										0	0	0	0	0	0	0											
Michael Barrett, R (1,2) OBP: 0.388, SLG: 0.542	G5-3									4	0	0	0	0	0	4											
16 Aramis Ramirez, R (1,5) OBP: 0.330, SLG: 0.524	G6-3									3	1	1	1	0	0	1											
Jacque Jones, L (1,9) OBP: 0.317, SLG: 0.497										4	0	2	0	0	0	1											
John Motley, L (1,3) OBP: 0.323, SLG: 0.349										3	1	1	2	0	1	1											
44 Roberto Novoa, R (8,1) OBP: 0.290, SLG: 0.500										0	0	0	0	0	0	0											
47 Scott Eyre, L (7,1)										0	0	0	0	0	0	0											
19 Matt Murton, R (7,PH) OBP: 0.350, SLG: 0.378										1	0	0	0	0	0	2											
Bob Howry, L (8,1) OBP: 1.000, SLG: 1.000										0	0	0	0	0	0	0											
Neil Ramirez, S (8,4) OBP: 0.272, SLG: 0.364										0	0	0	0	0	0	0											
29 Angel Pagan, S (1,7) OBP: 0.318, SLG: 0.443	G1-6-3									4	1	3	0	0	0	1											
5 Ronny Cedeno, R (1,6) OBP: 0.272, SLG: 0.325										3	1	1	0	0	1	1											
49 Carlos Marmol, R (1,1) ERA: 5.67										2	1	0	0	0	1	2											
52 Josh Kinney, R (4,1)										2	0	0	0	0	1	2											
41 Braden Looper, R (7,1) ERA: 3.69										1	0	0	0	0	1	2											
<b>Inning Stats</b>	R: 0 E: 0 K: 0 S: 7	H: 1 LOB: 1 BB: 0 P: 13	R: 0 E: 0 K: 0 S: 6	H: 1 LOB: 0 BB: 0 P: 8	R: 0 E: 0 K: 1 S: 8	H: 0 LOB: 0 BB: 0 P: 13	R: 6 E: 1 K: 0 S: 17	H: 6 LOB: 2 BB: 1 P: 23	R: 0 E: 0 K: 1 S: 7	H: 0 LOB: 0 BB: 0 P: 13	R: 0 E: 0 K: 2 S: 12	H: 1 LOB: 1 BB: 0 P: 17	R: 0 E: 0 K: 0 S: 10	H: 1 LOB: 2 BB: 0 P: 16	R: 0 E: 0 K: 0 S: 8	H: 1 LOB: 2 BB: 1 P: 14	1B: 6 2B: 2 3B: 2 HR: 1	SF: 0 SAC: 1 DP: 2 HBP: 1	WP: 0 PA: 38 PB: 1 SB: 1 CS: 0								
<b>PITCHER</b>	IP	WLS	BF	H	R	ER	SO	BB	IBB	HBP	BLK	WP	HR	S	P	ERA	WHIP										
Jason Marquis, R (1,1) ERA: 5.67	3.2	L	20	8	6	3	1	1	0	0	0	0	0	37	56	7.36	2.455										
52 Josh Kinney, R (4,1)	2.1		8	1	0	0	3	0	0	0	0	0	0	20	31	0.00	0.429										
41 Braden Looper, R (7,1) ERA: 3.69	2.0		10	2	0	0	0	1	0	1	0	0	0	18	30	0.00	1.500										

St. Louis Cardinals @ Chicago Cubs  
Wrigley Field, Chicago, IL  
Fri Jul 28, 2006, 1:20 PM CDT  
Att: 40,420 - Sunny - 88 F

AB 34  
R 6  
H 11  
RBI 6  
BB 2  
SO 4  
LOB 20





Batter	1	2	3	4	5	6	7	8	9	AB	R	H	RBI	BB	SO	LOB	TOP			
22 David Eckstein, R (1, 6) OBP: 0.355, SLG: 0.342	G4-3		G6-3			G6-3		1B		4	0	1	0	0	0	0	<b>St. Louis Cardinals @ Chicago Cubs</b> Wrigley Field, Chicago, IL Sat Jul 29 2006, 3:05 PM CDT Att: 41,302 - Partly Cloudy - 95 F			
So Taguchi, R (1, 7) OBP: 0.347, SLG: 0.358 44 Jason Istringhausen, R (8, 1)	K		1B			K		F8		4	0	1	0	0	2	1				
5 Albert Pujols, R (1, 3) OBP: 0.435, SLG: 0.700	1B		F9-1-4			F7		1B		4	2	2	0	0	0	1				
27 Scott Rolen, R (1, 5) OBP: 0.393, SLG: 0.536	1B				G6-3		2B			4	0	2	1	0	0	1				
43 Juan Encarnacion, R (1, 9) OBP: 0.321, SLG: 0.481	1B				K		K			4	0	1	0	0	2	2				
15 Jim Edmonds, L (1, 8) OBP: 0.355, SLG: 0.478	K				K		K			3	0	0	0	1	3	3				
7 Hector Luna, R (1, 4) OBP: 0.355, SLG: 0.417 50 Adam Wainwright, R (7, 1) OBP: 0.500, SLG: 1.250 16 Chris Duncan, L (8, 7) OBP: 0.345, SLG: 0.529			G5-3			F9		1B		3	0	0	0	0	0	1				
4 Yadier Molina, R (1, 2) OBP: 0.267, SLG: 0.311 53 John Rodriguez, L (9, PH) OBP: 0.375, SLG: 0.448			G6-3			G4-3				3	0	0	0	0	0	0				
23 Anthony Reyes, R (1, 1) OBP: 0.077, SLG: 0.077 Aaron Miles, S (7, 4) OBP: 0.324, SLG: 0.337			G1-3			K				2	0	0	0	0	1	0				
										2	0	0	0	0	2	3				
<b>Inning Stats</b>	R: 1 E: 0 K: 2 S: 18	H: 3 LOB: 2 BB: 0 P: 25	R: 0 E: 0 K: 0 S: 10	H: 0 LOB: 0 BB: 0 P: 14	R: 0 E: 0 K: 0 S: 5	H: 1 LOB: 0 BB: 0 P: 5	R: 0 E: 0 K: 2 S: 10	H: 0 LOB: 0 BB: 0 P: 14	R: 0 E: 0 K: 1 S: 9	H: 0 LOB: 0 BB: 0 P: 12	R: 0 E: 0 K: 2 S: 11	H: 1 LOB: 1 BB: 0 P: 13	R: 0 E: 0 K: 1 S: 12	H: 1 LOB: 1 BB: 0 P: 17	R: 1 E: 0 K: 1 S: 17	H: 2 LOB: 3 BB: 2 P: 30	1B: 7 2B: 2 3B: 0 HR: 0	SF: 0 SAC: 0 DP: 1 HBP: 0	WP: 0 PB: 0 SB: 1 CS: 0	PA: 36
<b>PITCHER</b>	IP WLS BF H R ER SO BB IBB HBP BLK WP HR S P ERA WHIP	IP WLS BF H R ER SO BB IBB HBP BLK WP HR S P ERA WHIP																		
Greg Maddux, R (1, 1) ERA: 4.69	6.0 W 22	5 1 1 6	0 0 0 0	0 0 0 0	0 0 0 0	0 0 8 10	0 0 12 17	0 0 17 30	1.50 0.833	0.00 0.000	0.00 1.000	9.00 4.000								

AB	34
R	2
H	8
RBI	2
BB	2
SO	10
LOB	12





Batter	1	2	3	4	5	6	7	8	9	AB	R	H	RBI	BB	SO	LOB	BOTTOM			
Juan Pierre, L (1, 8) OBP: 0.327, SLG: 0.382	F7					F8		F7		5	1	2	0	0	0	2	<b>St. Louis Cardinals @ Chicago Cubs</b> Wrigley Field, Chicago, IL Sat Jul 29 2006, 3:05 PM CDT Att: 41,302 - Partly Cloudy - 95 F			
Nefti Perez, S (1, 4) OBP: 0.297, SLG: 0.357	F7		G5-3			P6		F7		4	0	0	0	0	0	1				
Michael Barrett, R (1, 2) OBP: 0.392, SLG: 0.547	HBP		G6-3			2B		1B		3	1	2	1	0	0	0				
16 Aramis Ramirez, R (1, 5) OBP: 0.337, SLG: 0.528	BB		BB			BB		2B		1	0	1	0	3	0	0				
Jacque Jones, L (1, 9) OBP: 0.316, SLG: 0.493	PO		G3			G4-6-3		IBB		3	0	0	0	1	0	3				
John Mabry, L (1, 3) OBP: 0.326, SLG: 0.346			BB			E4		SF7		1	1	0	1	2	0	0				
29 Angel Pagán, S (1, 7) OBP: 0.314, SLG: 0.431	1B		BB			F7		G3		4	1	1	0	0	0	4				
5 Ronny Cedeno, R (1, 6) OBP: 0.275, SLG: 0.327	1B		1B			P3		G6-3		4	0	2	1	0	0	1				
Greg Maddux, R (1, 1) ERA: 4.56 43 Michael Wuertz, R (7, 1) OBP: 0.133, SLG: 0.116 47 Scott Eyre, L (8, 1) OBP: 0.353, SLG: 0.392 Todd Walker, L (8, PH) OBP: 0.353, SLG: 0.392 46 Ryan Dempster, R (9, 1) ERA: 2.96	L9					FC4-6		G4-3		2	0	0	0	0	0	2				
										0	0	0	0	0	0	0				
										0	0	0	0	0	0	0				
										0	0	0	0	0	0	0				
										0	0	0	0	0	0	0				
<b>Inning Stats</b>	R: 0 E: 0 K: 0 S: 10	H: 0 LOB: 1 BB: 1 P: 19	R: 2 E: 0 K: 0 S: 10	H: 3 LOB: 2 BB: 1 P: 18	R: 0 E: 0 K: 0 S: 7	H: 0 LOB: 1 BB: 1 P: 13	R: 0 E: 0 K: 0 S: 6	H: 0 LOB: 1 BB: 0 P: 10	R: 1 E: 0 K: 0 S: 7	H: 2 LOB: 1 BB: 1 P: 11	R: 0 E: 0 K: 0 S: 10	H: 1 LOB: 2 BB: 1 P: 22	R: 1 E: 0 K: 0 S: 12	H: 2 LOB: 2 BB: 1 P: 22	R: 0 E: 0 K: 0 S: 9	H: 0 LOB: 0 BB: 0 P: 10	1B: 5 2B: 2 3B: 1 HR: 0	SF: 1 SAC: 1 DP: 1 HBP: 1	WP: 0 PB: 1 SB: 2 CS: 0	PA: 38
<b>PITCHER</b>	IP WLS BF H R ER SO BB IBB HBP BLK WP HR S P ERA WHIP	IP WLS BF H R ER SO BB IBB HBP BLK WP HR S P ERA WHIP																		
23 Anthony Reyes, R (1, 1) ERA: 4.56	6.0 L 28	6 3 3 0	0 1 0 0	0 0 0 0	0 0 9 10	0 0 12 22	0 0 9 10	9.00 4.500	0.00 0.000											

AB	28
R	4
H	8
RBI	3
BB	6
SO	0
LOB	13





Batter	1	2	3	4	5	6	7	8	9	AB	R	H	RBI	BB	SO	LOB	TOP					
22 David Eckstein, R (1, 6) OBP: 0.354, SLG: 0.341	G5-3		G4-3		L1		5 BB 1B		G6-3	5	0	1	0	0	0	2	<b>St. Louis Cardinals @ Chicago Cubs</b> Wrigley Field, Chicago, IL Sun Jul 30 2006, 1:20 PM CDT Att: 40,033 - Partly Cloudy - 79 F  <b>AB 33</b> <b>R 3</b> <b>H 8</b> <b>RBI 3</b> <b>BB 6</b> <b>SO 7</b> <b>LOB 20</b>  					
16 Chris Duncan, L (1, 9) OBP: 0.356, SLG: 0.546	G5-3		1B		27 FC5-4 BB		F7		27 1B 3B	4	1	2	0	1	0	1						
27 Scott Rolen, R (1, 5) OBP: 0.390, SLG: 0.531	K		P5		FC5-4		F7		1B	5	0	1	2	0	1	4						
15 Jim Edmonds, L (1, 8) OBP: 0.355, SLG: 0.474			K		K				P5	2	0	0	0	1	2	3						
5 Albert Pujols, R (7, PH) OBP: 0.436, SLG: 0.697		53 G3-1 26 G3 BB	K		K				1B	1	0	0	0	1	0	1						
26 Scott Spiezo, S (1, 3) OBP: 0.358, SLG: 0.440		G3			F8					4	1	1	0	0	1	3						
50 Adam Wainwright, R (7, 1) OBP: 0.500, SLG: 1.250										0	0	0	0	0	0	0						
Hector Luna, R (8, 4) OBP: 0.355, SLG: 0.417										0	0	0	0	0	0	0						
53 John Rodriguez, L (1, 7) OBP: 0.374, SLG: 0.442										2	0	0	0	1	0	1						
23 Anthony Reyes, R (6, PR) OBP: 0.077, SLG: 0.077	G3-1				F7					0	0	0	0	0	0	0						
Josh Hancock, R (6, 1) OBP: 0.077, SLG: 0.077										0	0	0	0	0	0	0						
34 Randy Flores, L (6, 1) OBP: 0.077, SLG: 0.077										0	0	0	0	0	0	0						
So Taguchi, R (7, 8) OBP: 0.346, SLG: 0.357										1	0	0	0	0	1	0						
4 Yadier Molina, R (1, 2) OBP: 0.267, SLG: 0.309										2	0	0	1	1	1	0						
Aaron Miles, S (1, 4) OBP: 0.330, SLG: 0.341										3	1	2	0	1	0	0						
41 Braden Looper, R (8, 1) OBP: 0.500, SLG: 1.000										0	0	0	0	0	0	0						
29 Chris Carpenter, R (1, 1) OBP: 0.073, SLG: 0.073										1	0	0	0	0	1	3						
Jason Marquis, L (5, PH) OBP: 0.233, SLG: 0.298	K									1	0	1	0	0	0	0						
52 Josh Kinney, R (5, 1) OBP: 0.319, SLG: 0.479										0	0	0	0	0	0	0						
43 Juan Encarnacion, R (6, PH) OBP: 0.319, SLG: 0.479										2	0	0	0	0	0	2						
<b>Inning Stats</b>	R: 0 E: 0 K: 1 S: 10	H: 0 LOB: 0 BB: 0 P: 16	R: 0 E: 0 K: 1 S: 10	H: 0 LOB: 3 BB: 3 P: 24	R: 0 E: 0 K: 1 S: 9	H: 1 LOB: 1 BB: 0 P: 15	R: 0 E: 0 K: 1 S: 7	H: 0 LOB: 0 BB: 0 P: 13	R: 1 E: 0 K: 0 S: 16	H: 2 LOB: 2 BB: 1 P: 27	R: 1 E: 0 K: 0 S: 9	H: 2 LOB: 1 BB: 1 P: 15	R: 0 E: 0 K: 1 S: 11	H: 1 LOB: 2 BB: 1 P: 21	R: 0 E: 0 K: 1 S: 7	H: 0 LOB: 0 BB: 0 P: 12	R: 1 E: 0 K: 0 S: 10	H: 2 LOB: 1 BB: 0 P: 15	1B: 6 2B: 1 3B: 1 HR: 0	SF: 1 SAC: 0 DP: 1 HBP: 0	WP: 2 PB: 0 SB: 0 CS: 0	PA: 40
<b>PITCHER</b>	IP WLS BF H R ER SO BB IBB HBP BLK WP HR S P ERA WHIP																					
38 Carlos Zambrano, R (1, 1) ERA: 3.26	6.0 W 27 5 2 2 5 5 0 0 0 0 1 0 61 110 3.00 1.667																					
44 Roberto Novoa, R (7, 1) ERA: 5.18	0.2 H 3 1 0 0 0 0 0 0 0 0 0 0 8 13 0.00 1.500																					
13 Will Ohman, L (7, 1) ERA: 3.92	0.1 H 2 0 0 0 1 1 0 0 0 0 0 0 3 8 0.00 3.000																					
Bob Howry, R (8, 1) ERA: 3.35	1.0 3 0 0 0 1 0 0 0 0 0 0 0 7 12 0.00 0.000																					
46 Ryan Dempster, R (9, 1) ERA: 4.39	1.0 5 2 1 1 0 0 0 0 0 0 0 0 10 15 9.00 2.000																					

Batter	1	2	3	4	5	6	7	8	9	AB	R	H	RBI	BB	SO	LOB	BOTTOM					
Juan Pierre, L (1, 8) OBP: 0.326, SLG: 0.379	16 1B SF9 BB	SH2-4		L8		L9		G4-6-3		3	1	0	0	1	0	4	<b>St. Louis Cardinals @ Chicago Cubs</b> Wrigley Field, Chicago, IL Sun Jul 30 2006, 1:20 PM CDT Att: 40,033 - Partly Cloudy - 79 F  <b>AB 30</b> <b>R 6</b> <b>H 11</b> <b>RBI 6</b> <b>BB 3</b> <b>SO 5</b> <b>LOB 18</b>  					
Todd Walker, L (1, 4) OBP: 0.352, SLG: 0.390	F7	FC6		K						4	1	1	1	0	1	3						
Nelfi Perez, S (8, 4) OBP: 0.267, SLG: 0.357		16 1B								0	0	0	0	0	0	0						
16 Aramis Ramirez, R (1, 5) OBP: 0.340, SLG: 0.531	2B	G6-4-3								4	1	3	1	0	0	0						
Phil Nevin, R (1, 3) OBP: 0.307, SLG: 0.444	SF9	G6-4-3								3	0	0	1	0	1	4						
Bob Howry, L (8, 1) OBP: 1.000, SLG: 1.000										0	0	0	0	0	0	0						
46 Ryan Dempster, R (9, 1) ERA: 4.39										0	0	0	0	0	0	0						
Jacque Jones, L (1, 9) OBP: 0.315, SLG: 0.493	2B			K		K2-3				4	0	1	1	0	3	2						
19 Matt Murton, R (1, 7) OBP: 0.350, SLG: 0.375	F9			G4-3						2	0	0	0	1	0	1						
44 Roberto Novoa, R (7, 1) OBP: 0.250, SLG: 0.500										0	0	0	0	0	0	0						
13 Will Ohman, L (7, 1) OBP: 1.000, SLG: 1.000										0	0	0	0	0	0	0						
John Mabry, L (7, PH) OBP: 0.333, SLG: 0.352										1	0	1	1	0	0	0						
5 Ronny Cedeno, R (1, 6) OBP: 0.277, SLG: 0.337										4	1	2	1	0	0	2						
24 Henry Blanco, R (1, 2) OBP: 0.306, SLG: 0.455		SH2-4 38 1B FC6 1B								2	1	1	0	1	0	0						
38 Carlos Zambrano, S (1, 1) OBP: 0.204, SLG: 0.447										1	1	1	0	0	0	0						
29 Angel Pagán, S (6, PH) OBP: 0.319, SLG: 0.433		FC6 SH2-4 16 1B								2	0	1	0	0	0	2						
<b>Inning Stats</b>	R: 2 E: 0 K: 0 S: 17	H: 2 LOB: 1 BB: 1 P: 31	R: 3 E: 0 K: 0 S: 14	H: 4 LOB: 1 BB: 0 P: 18	R: 0 E: 0 K: 1 S: 6	H: 0 LOB: 0 BB: 0 P: 10	R: 0 E: 0 K: 1 S: 11	H: 0 LOB: 1 BB: 1 P: 19	R: 0 E: 0 K: 0 S: 8	H: 0 LOB: 0 BB: 0 P: 12	R: 0 E: 0 K: 0 S: 11	H: 1 LOB: 2 BB: 1 P: 21	R: 1 E: 0 K: 2 S: 16	H: 3 LOB: 2 BB: 0 P: 30	R: 0 E: 0 K: 0 S: 4	H: 1 LOB: 0 BB: 0 P: 6	R: 0 E: 0 K: 0 S: 4	H: 1 LOB: 0 BB: 0 P: 6	1B: 9 2B: 1 3B: 0 HR: 1	SF: 1 SAC: 3 DP: 2 HBP: 0	WP: 0 PB: 0 SB: 0 CS: 0	PA: 37
<b>PITCHER</b>	IP WLS BF H R ER SO BB IBB HBP BLK WP HR S P ERA WHIP																					
29 Chris Carpenter, R (1, 1) ERA: 2.93	4.0 L 20 6 5 5 2 2 0 0 0 0 0 0 48 78 0.00 2.000																					
52 Josh Kinney, R (5, 1) ERA: 4.97	1.0 3 0 0 0 1 0 0 0 0 0 0 0 8 12 0.00 0.000																					
Josh Hancock, R (6, 1) ERA: 3.44	0.1 3 1 0 0 0 0 1 0 0 0 0 0 7 16 0.00 6.000																					
34 Randy Flores, L (6, 1) ERA: 4.85	0.2 2 0 0 0 0 0 0 0 0 0 0 0 4 5 0.00 0.000																					
50 Adam Wainwright, R (7, 1) ERA: 2.67	1.0 6 3 1 1 2 0 0 0 0 0 0 0 16 30 9.00 3.000																					
<b>PITCHER</b>	IP WLS BF H R ER SO BB IBB HBP BLK WP HR S P ERA WHIP																					
41 Braden Looper, R (8, 1) ERA: 3.61	1.0 3 1 0 0 0 0 0 0 0 0 0 0 4 6 0.00 1.000																					







Batter	1	2	3	4	5	6	7	8	9	AB	R	H	RBI	BB	SO	LOB	TOP					
22 Eric Byrnes, R OBP: 0.350, SLG: 0.527 (1, 8)	0-2 P3		2-2 P3		1-0 G3			2-1 HR		4	1	1	1	0	0	1	<b>Arizona Diamondbacks @ Chicago Cubs</b> Wrigley Field, Chicago, IL Tue Aug 01 2006, 7:05 PM CDT Att: 38,970 - Clear - 97 F <a href="http://livebaseballscorecards.com">livebaseballscorecards.com</a>					
Damion Easley, R OBP: 0.321, SLG: 0.418 (1, 6)	0-2 G4-3			0-0 P4		1-3 K		3-1 F8		4	0	0	0	0	1	0						
Luis Gonzalez, L OBP: 0.377, SLG: 0.480 (1, 7)	3-2 2B			3-1 P6		1-2		0-1 F8		4	0	2	0	0	0	0						
34 Conor Jackson, R OBP: 0.357, SLG: 0.421 (1, 3)	K			0-0 G4-3		1-0 F8			4-2 FC5-4 BB	3	0	0	0	1	1	2						
Chad Tracy, L OBP: 0.337, SLG: 0.448 (1, 5)		1-1 1B			4-2 1B BB		0-0 P6		0-1 FC5-4	3	1	1	0	1	0	2						
7 Carlos Quentin, R OBP: 0.393, SLG: 0.920 (1, 9)	0-2 G6-3				0-0 P3			3-3 K		4	0	0	0	0	2	3						
1 Orlando Hudson, S OBP: 0.338, SLG: 0.440 (1, 4)	1-0 P4				1-2 2B		0-0 L6		1-2 P4	4	1	1	0	0	0	1						
19 Chris Snyder, R OBP: 0.355, SLG: 0.443 (1, 2)			2-0 G6-3		0-3 K		0-1 G5-3			3	0	0	0	0	1	2						
Claudio Vargas, R OBP: 0.288, SLG: 0.147 (5, PH)			3-3 K		1-1 2B		2-3 K			1	0	0	0	0	1	0						
Andy Green, R OBP: 0.333, SLG: 0.315 (5, PH)										1	0	1	2	0	0	0						
28 Brandon Medders, R OBP: 0.315, SLG: 0.315 (5, PH)										0	0	0	0	0	0	0						
56 Ramon Pena, R OBP: 0.358, SLG: 0.444 (8, PH)										0	0	0	0	0	0	0						
30 Jeff DaVanon, S OBP: 0.358, SLG: 0.444 (8, PH)										0	0	0	0	0	0	0						
Luis Vizcaino, R OBP: 0.358, SLG: 0.444 (8, PH)										0	0	0	0	0	0	0						
<b>Inning Stats</b>	R: 0 E: 0 K: 1 S: 18	H: 1 LOB: 1 BB: 0 P: 24	R: 0 E: 0 K: 0 S: 8	H: 1 LOB: 0 BB: 0 P: 10	R: 0 E: 0 K: 1 S: 9	H: 0 LOB: 0 BB: 0 P: 16	R: 0 E: 0 K: 0 S: 4	H: 0 LOB: 0 BB: 0 P: 7	R: 2 E: 0 K: 1 S: 13	H: 2 LOB: 1 BB: 1 P: 20	R: 0 E: 0 K: 1 S: 8	H: 1 LOB: 1 BB: 0 P: 11	R: 0 E: 0 K: 1 S: 6	H: 0 LOB: 0 BB: 0 P: 6	R: 1 E: 0 K: 1 S: 9	H: 1 LOB: 0 BB: 1 P: 16	R: 0 E: 0 K: 1 S: 10	H: 0 LOB: 1 BB: 1 P: 18	1B: 3 2B: 2 3B: 0 HR: 1	SF: 0 SAC: 0 DP: 1 HBP: 0	WP: 0 PB: 0 SB: 0 CS: 0	PA: 34
<b>PITCHER</b>	IP WLS BF H R ER SO BB IBB HBP BLK WP HR S P ERA WHIP																					
53 Rich Hill, L ERA: 7.92	8.0 W 30 6 3 3 6 1 0 0 0 0 1 75 110 3.38 0.875																					
44 Roberto Novoa, R ERA: 5.07	1.0 4 0 0 0 1 1 0 0 0 0 0 10 18 0.00 1.000																					

Batter	1	2	3	4	5	6	7	8	9	AB	R	H	RBI	BB	SO	LOB	BOTTOM			
Juan Pierre, L OBP: 0.324, SLG: 0.376 (1, 8)	1-1 G3	1-1 2B		0-0 L9		4-2 1B BB		0-1 F9		4	0	1	2	1	0	0	<b>Arizona Diamondbacks @ Chicago Cubs</b> Wrigley Field, Chicago, IL Tue Aug 01 2006, 7:05 PM CDT Att: 38,970 - Clear - 97 F <a href="http://livebaseballscorecards.com">livebaseballscorecards.com</a>			
Cesar Izturis, S OBP: 0.308, SLG: 0.366 (1, 6)	1-2 16 HR	2B		2-2 G6-3		0-1 1B				4	1	2	0	0	0	1				
Michael Barrett, R OBP: 0.392, SLG: 0.556 (1, 2)	2-1 P4		0-0 HR		1-2 16 F8 HR		1-1 L8			4	2	2	1	0	0	3				
16 Aramis Ramirez, R OBP: 0.339, SLG: 0.540 (1, 5)	2-1 2B	HR		1-3 K		3-2 F8		0-2 G6-3		4	1	1	2	0	1	1				
Jacque Jones, L OBP: 0.316, SLG: 0.497 (1, 9)	2-2 G4-3			1-0 G6-3		2-2 HR		0-0 1B		4	1	2	2	0	0	0				
John Mabry, L OBP: 0.336, SLG: 0.362 (1, 3)		2-2 F8		1-0 19 HR		0-2 L9		1-2 F8		4	1	1	0	0	0	1				
19 Matt Murton, R OBP: 0.351, SLG: 0.388 (1, 7)		1-1 1B		0-1 2B		0-1 F8		1-0 G1-3		4	2	2	2	0	0	1				
Neftali Perez, S OBP: 0.266, SLG: 0.353 (1, 4)		3-2 2B		0-0 P4		2-0 F8		0-1 G4-3		4	1	1	0	0	0	0				
53 Rich Hill, L OBP: 0.125, SLG: 0.250 (8, PH)		1-1 SH1-4		0-3 K		1-0 G6-3		0-3 K		2	0	0	0	0	1	0				
5 Ronny Cedeno, R OBP: 0.279, SLG: 0.338 (8, PH)										1	0	0	0	0	1	0				
44 Roberto Novoa, R OBP: 0.250, SLG: 0.500 (8, PH)										0	0	0	0	0	0	0				
<b>Inning Stats</b>	R: 2 E: 0 K: 0 S: 12	H: 2 LOB: 0 BB: 0 P: 20	R: 2 E: 0 K: 0 S: 15	H: 3 LOB: 1 BB: 0 P: 25	R: 3 E: 0 K: 1 S: 9	H: 3 LOB: 0 BB: 0 P: 12	R: 0 E: 0 K: 1 S: 9	H: 0 LOB: 0 BB: 0 P: 11	R: 2 E: 0 K: 0 S: 14	H: 2 LOB: 2 BB: 1 P: 20	R: 0 E: 0 K: 0 S: 8	H: 1 LOB: 1 BB: 1 P: 16	R: 0 E: 0 K: 0 S: 9	H: 1 LOB: 1 BB: 0 P: 11	R: 0 E: 0 K: 1 S: 7	H: 0 LOB: 0 BB: 0 P: 7	1B: 4 2B: 4 3B: 0 HR: 4	SF: 0 SAC: 1 DP: 0 HBP: 0	WP: 0 PB: 0 SB: 0 CS: 0	PA: 37
<b>PITCHER</b>	IP WLS BF H R ER SO BB IBB HBP BLK WP HR S P ERA WHIP																			
Claudio Vargas, R ERA: 5.43	4.0 L 20 3 2 2 0 1 0 0 0 0 0 1 22 36 9.00 2.000																			
28 Brandon Medders, R ERA: 3.66	2.0 10 3 2 2 0 1 0 0 0 0 0 1 22 36 9.00 2.000																			
56 Ramon Pena, R ERA: 0.93	1.0 4 1 0 0 0 0 0 0 0 0 0 9 11 0.00 1.000																			
Luis Vizcaino, R ERA: 3.83	1.0 3 0 0 0 1 0 0 0 0 0 0 7 7 0.00 0.000																			






Batter	1	2	3	4	5	6	7	8	9	AB	R	H	RBI	BB	SO	LOB	TOP					
22 Eric Byrnes, R OBP: 0.350, SLG: 0.524	4-2 S HR BB	2-2 E S 1B		0-0 L8		0-3 K		3-3 K		4	2	1	0	1	2	0	Arizona Diamondbacks @ Chicago Cubs Wrigley Field, Chicago, IL Thu Aug 03 2006, 12:05 PM CDT Overcast - 72 F					
Chad Tracy, L OBP: 0.333, SLG: 0.443	2-0 P6	3-2 P4		1-3 K		2-2 G4-3		1-2 F8		5	0	0	0	0	1	2						
Luis Gonzalez, L OBP: 0.380, SLG: 0.488 Greg Aquino, R (8, 1)	1-0 HR	0-2 G3 34 1B		1-1 G4-3			0-0 F7	4-2 BB		4	1	2	3	1	0	0						
34 Conor Jackson, R OBP: 0.361, SLG: 0.422	2-2 F8	2-1 G3 1B			2-0 FC3-6 6 SF7 1B		4-1 1 3B BB	2-0 F7		4	2	2	0	1	0	1						
Shawn Green, L OBP: 0.356, SLG: 0.447	4-1 1 HBP 6 3B BB	1-2 G3		1-2 FC3-6 BB		2-3 K		0-0 G3		3	1	0	0	2	1	3						
1 Orlando Hudson, S OBP: 0.339, SLG: 0.443	3-2 6 3B HBP	1-0 P5		0-1 FC3-6		3-2 19 1B 3B		3-2 G4-3		4	2	1	1	0	0	4						
6 Stephen Drew, L OBP: 0.348, SLG: 0.571	1-0 19 1B 3B		0-3 K		1-0 SF7		4-0 19 1B BB	2-1 HR		3	2	2	4	1	1	0						
19 Chris Snyder, R OBP: 0.359, SLG: 0.441	3-1 3 H 1B		0-0 G6-3		3-1 P4		3-2 1 B	2-2 E1		5	0	2	2	0	0	1						
37 Juan Cruz, R Andy Green, R 28 Brandon Medders, R 7 Carlos Quentin, R Luis Vizcaino, R 30 Jeff DaVanon, S	1-1 L9		0-0 F9		1-3 K		0-0 L8	1-3 K		2	0	0	0	0	0	1						
<b>Inning Stats</b>	R: 5 E: 0 K: 0 S: 17	H: 3 LOB: 1 BB: 2 P: 38	R: 1 E: 1 K: 0 S: 19	H: 3 LOB: 2 BB: 0 P: 28	R: 0 E: 0 K: 1 S: 5	H: 0 LOB: 0 BB: 0 P: 5	R: 0 E: 0 K: 1 S: 6	H: 0 LOB: 0 BB: 0 P: 8	R: 1 E: 0 K: 0 S: 8	H: 1 LOB: 1 BB: 1 P: 18	R: 0 E: 0 K: 2 S: 10	H: 0 LOB: 0 BB: 0 P: 13	R: 2 E: 0 K: 1 S: 13	H: 2 LOB: 2 BB: 2 P: 29	R: 0 E: 0 K: 1 S: 12	H: 0 LOB: 1 BB: 1 P: 22		R: 1 E: 1 K: 1 S: 14	H: 1 LOB: 1 BB: 0 P: 22	1B: 6 2B: 0 3B: 2 HR: 2	SF: 1 SAC: 0 DP: 0 HBP: 1	WP: 1 PB: 0 SB: 2 CS: 0
<b>PITCHER</b>	IP WLS BF H R ER SO BB IBB HBP BLK WP HR S P ERA WHIP	5.0 L 26 7 7 7 2 3 0 1 0 1 1 55 97 12.60 2.000	5.09	6.1	1.0	3	0	0	0	2	0	0	0	0	0	0	0	0	10	13	0.00	0.000
49 Carlos Marmol, R ERA: 5.09	6.1	1.0	3	0	0	0	2	0	0	0	0	0	0	0	0	0	0	0	10	13	0.00	0.000
13 Will Ohman, L ERA: 5.01	7.1	2.0	11	2	2	2	2	3	0	0	0	0	0	0	25	51	9.00	2.500				
43 Michael Wuertz, R ERA: 3.97	9.1	1.0	5	1	1	1	1	0	0	0	0	0	0	1	14	22	9.00	1.000				

Batter	1	2	3	4	5	6	7	8	9	AB	R	H	RBI	BB	SO	LOB	BOTTOM					
Juan Pierre, L OBP: 0.326, SLG: 0.381	2-1 G4-3		1-0 2B		0-1 G4-3 1B WP	0-1 G6-4-3 1B		2-3 K		5	1	3	0	0	1	0	Arizona Diamondbacks @ Chicago Cubs Wrigley Field, Chicago, IL Thu Aug 03 2006, 12:05 PM CDT Overcast - 72 F					
Cesar Izturis, S OBP: 0.304, SLG: 0.354	2-2 G6-3		1-1 L5		1-1 G4-3	2-1 G6-4-3		4-2 1B 2B BB		4	1	0	0	1	0	6						
Michael Barrett, R OBP: 0.398, SLG: 0.559	4-2 BB		1-0 P3		1-1 BB 1B BB	1-2 G3 1B		1-1 2B 1B		4	0	3	1	1	0	2						
16 Aramis Ramirez, R OBP: 0.338, SLG: 0.536 2 Ryan Theriot, R OBP: 0.353, SLG: 0.500	2-3 K			2-1 G5-3	4-2 BB BB	3-3 K		3-1 2B		3	0	0	0	1	2	2						
Jacque Jones, L OBP: 0.320, SLG: 0.496			0-2 BB 1B	4-2 BB BB	1-2 BB BB	0-0 G3		4-1 G4-6-3 BB		3	0	1	0	2	1	1						
John Mabry, L OBP: 0.331, SLG: 0.350		2-0 F8		4-0 BB	0-3 K		2-2 G4-3		0-0 G4-6-3	4	0	0	0	1	1	7						
29 Angel Pagan, S OBP: 0.313, SLG: 0.427			0-3 K		0-0 L9		1-1 G3		0-0 F7	4	0	0	0	0	1	2						
Nelfi Perez, S OBP: 0.266, SLG: 0.351			3-2 G4-3	3-2 P4		2-2 1B 5 HBP 1B		2-2 G3		4	0	1	0	0	0	2						
49 Carlos Marmol, R 19 Matt Murton, R David Aardsma, R 5 Ronny Cedeno, R 13 Will Ohman, L Phil Nevin, R 43 Michael Wuertz, R	2-2 2B 1B				0-1 G5-3	2-1 1B HBP		3-3 K		1	0	1	0	0	0	0						
<b>Inning Stats</b>	R: 0 E: 0 K: 1 S: 11	H: 0 LOB: 1 BB: 1 P: 21	R: 0 E: 0 K: 2 S: 9	H: 0 LOB: 0 BB: 0 P: 14	R: 0 E: 0 K: 0 S: 11	H: 2 LOB: 2 BB: 0 P: 19	R: 0 E: 0 K: 0 S: 10	H: 1 LOB: 2 BB: 1 P: 19	R: 1 E: 0 K: 1 S: 21	H: 2 LOB: 3 BB: 2 P: 31	R: 0 E: 0 K: 0 S: 12	H: 2 LOB: 2 BB: 0 P: 19	R: 0 E: 0 K: 1 S: 12	H: 1 LOB: 1 BB: 0 P: 18	R: 0 E: 0 K: 1 S: 7	H: 0 LOB: 0 BB: 0 P: 12		R: 1 E: 0 K: 1 S: 12	H: 2 LOB: 2 BB: 2 P: 26	1B: 8 2B: 2 3B: 0 HR: 0	SF: 0 SAC: 0 DP: 2 HBP: 1	WP: 1 PB: 0 SB: 0 CS: 0
<b>PITCHER</b>	IP WLS BF H R ER SO BB IBB HBP BLK WP HR S P ERA WHIP	5.0 W 24 5 2 0 0 4 0 0 1 0 0 0 12 19 0.00 2.000	4.64	6.1	1.0	5	2	0	0	0	0	0	0	0	1	0	0	0	12	19	0.00	2.000
37 Juan Cruz, R ERA: 4.64	6.1	1.0	5	2	0	0	0	0	0	0	0	0	0	0	1	0	0	0	12	19	0.00	2.000
28 Brandon Medders, R ERA: 3.59	7.1	1.0	4	1	0	0	1	0	0	0	0	0	0	0	12	18	0.00	1.000				
Luis Vizcaino, R ERA: 3.74	8.1	2.0	9	2	1	1	2	2	0	0	0	0	0	19	38	4.50	2.000					





Batter	1	2	3	4	5	6	7	8	9	AB	R	H	RBI	BB	SO	LOB	TOP					
30 Jeff DaVanon, S (1, 8) OBP: 0.364, SLG: 0.445	G3		1B				K2-3		L9	5	1	2	1	0	1	1	<b>Arizona Diamondbacks @ Chicago Cubs</b> Wrigley Field, Chicago, IL Thu Aug 03 2006, 12:10 PM CDT Att: 40,715 - Sunny - 77 F					
1 Orlando Hudson, S (1, 4) OBP: 0.340, SLG: 0.449	G3		F8							4	0	2	1	0	0	1						
Luis Gonzalez, L (1, 7) OBP: 0.376, SLG: 0.483	G3		G1-3							4	0	0	0	0	0	3						
Shawn Green, L (1, 3) OBP: 0.358, SLG: 0.446			F8							3	1	1	0	1	1	0						
Johnny Estrada, S (1, 2) OBP: 0.334, SLG: 0.465			K							4	0	0	0	0	2	2						
7 Carlos Quentin, R (1, 9) OBP: 0.394, SLG: 0.828										3	0	1	0	1	0	0						
6 Stephen Drew, L (1, 6) OBP: 0.356, SLG: 0.582										4	0	2	1	0	0	1						
Damon Easley, R (1, 5) OBP: 0.319, SLG: 0.409										3	1	0	0	1	1	1						
48 Enrique Gonzalez, R (1, 1) 56 Ramon Pena, R (6, 1) 34 Connor Jackson, R (7, PH) Mike Koptlove, R (7, 1) Jorge Julio, R (8, 1) Chad Tracy, L (8, PH) OBP: 0.333, SLG: 0.442			SH3-4							1	0	0	0	0	0	3	<b>AB 33</b> <b>R 3</b> <b>H 8</b> <b>RBI 3</b> <b>BB 3</b> <b>SO 5</b> <b>LOB 13</b>					
										1	0	0	0	0	0	0						
<b>Inning Stats</b>	R: 0 E: 0 K: 0 S: 12	H: 0 LOB: 0 BB: 0 P: 18	R: 0 E: 0 K: 1 S: 10	H: 0 LOB: 1 BB: 1 P: 19	R: 1 E: 1 K: 0 S: 11	H: 1 LOB: 1 BB: 0 P: 16	R: 1 E: 0 K: 1 S: 12	H: 2 LOB: 2 BB: 2 P: 21	R: 1 E: 0 K: 0 S: 9	H: 3 LOB: 1 BB: 0 P: 14	R: 0 E: 0 K: 1 S: 5	H: 0 LOB: 0 BB: 0 P: 10	R: 0 E: 0 K: 1 S: 10	H: 1 LOB: 1 BB: 0 P: 16	R: 0 E: 0 K: 1 S: 7	H: 0 LOB: 0 BB: 0 P: 8	R: 0 E: 0 K: 0 S: 8	H: 1 LOB: 1 BB: 0 P: 13	1B: 4 2B: 5 3B: 0 HR: 0	SF: 0 SAC: 1 DP: 2 HBP: 0	WP: 0 PB: 0 SB: 0 CS: 0	PA: 37
<b>PITCHER</b>	IP WLS BF H R ER SO BB IBB HBP BLK WP HR S P ERA WHIP																					
51 Juan Mateo, R (1, 1) ERA: 3.6	5.0 W 23 6 3 2 2 3 0 0 0 0 0 0 54 88 3.60 1.800																					
43 Michael Wuerztz, R (6, 1) ERA: 3.55	1.1 H 4 0 0 0 1 0 0 0 0 0 0 0 6 12 0.00 0.000																					
47 Scott Eyre, L (7, 1) ERA: 2.01	1.1 H 5 1 0 0 2 0 0 0 0 0 0 0 13 18 0.00 0.750																					
Bob Howry, R (8, 1) ERA: 3.33	0.1 1 0 0 0 0 0 0 0 0 0 0 0 3 4 0.00 0.000																					
46 Ryan Dempster, R (9, 1) ERA: 4.29	1.0 4 1 0 0 0 0 0 0 0 0 0 0 8 13 0.00 1.000																					

Batter	1	2	3	4	5	6	7	8	9	AB	R	H	RBI	BB	SO	LOB	BOTTOM			
Juan Pierre, L (1, 8) OBP: 0.325, SLG: 0.379	G4-3									5	0	1	0	0	0	0	<b>Arizona Diamondbacks @ Chicago Cubs</b> Wrigley Field, Chicago, IL Thu Aug 03 2006, 12:10 PM CDT Att: 40,715 - Sunny - 77 F			
2 Ryan Theriot, R (1, 4) OBP: 0.381, SLG: 0.500										4	1	2	0	0	0	1				
47 Scott Eyre, L (7, 1) ERA: 2.01										0	0	0	0	0	0	0				
Bob Howry, L (8, 1) OBP: 1.000, SLG: 1.000										0	0	0	0	0	0	0				
John Mabry, L (8, PH) OBP: 0.329, SLG: 0.347										1	0	0	0	0	1	0				
46 Ryan Dempster, R (9, 1) ERA: 4.29										0	0	0	0	0	0	0				
16 Aramis Ramirez, R (1, 5) OBP: 0.337, SLG: 0.533										4	1	1	0	0	0	2				
Phil Nevin, R (1, 3) OBP: 0.316, SLG: 0.448										2	2	2	0	2	0	0				
29 Angel Pagán, S (1, 9) OBP: 0.321, SLG: 0.430										4	3	2	1	0	0	3				
19 Matt Murton, R (1, 7) OBP: 0.358, SLG: 0.409										4	0	4	5	0	0	0				
24 Henry Blanco, R (1, 2) OBP: 0.301, SLG: 0.446										2	0	0	1	0	0	3				
5 Ronny Cedeno, R (1, 6) OBP: 0.279, SLG: 0.335										3	0	0	0	0	1	3				
43 Michael Wuerztz, R (6, 1) ERA: 0.84										0	0	0	0	0	0	0				
Nefti Perez, S (7, 4) OBP: 0.265, SLG: 0.349										1	0	0	0	0	0	1				
51 Juan Mateo, R (1, 1) ERA: 3.6										2	0	0	0	0	2	0				
Cesar Izturis, S (5, PH) ERA: 4.04										2	0	0	0	0	0	1				
<b>Inning Stats</b>	R: 3 E: 0 K: 0 S: 15	H: 3 LOB: 1 BB: 1 P: 24	R: 0 E: 0 K: 1 S: 7	H: 1 LOB: 0 BB: 0 P: 9	R: 1 E: 0 K: 0 S: 14	H: 2 LOB: 2 BB: 1 P: 23	R: 0 E: 0 K: 1 S: 8	H: 1 LOB: 1 BB: 0 P: 14	R: 2 E: 0 K: 0 S: 19	H: 3 LOB: 1 BB: 0 P: 27	R: 0 E: 0 K: 0 S: 5	H: 0 LOB: 0 BB: 0 P: 5	R: 1 E: 0 K: 0 S: 11	H: 2 LOB: 1 BB: 0 P: 18	R: 0 E: 0 K: 1 S: 9	H: 0 LOB: 0 BB: 0 P: 13	1B: 8 2B: 4 3B: 0 HR: 0	SF: 0 SAC: 2 DP: 0 HBP: 0	WP: 0 PB: 0 SB: 2 CS: 0	PA: 38
<b>PITCHER</b>	IP WLS BF H R ER SO BB IBB HBP BLK WP HR S P ERA WHIP																			
48 Enrique Gonzalez, R (1, 1) ERA: 5.4	5.0 L 27 10 6 6 3 2 0 0 0 0 0 0 5 5 0.00 0.000																			
56 Ramon Pena, R (6, 1) ERA: 0.84	1.0 3 0 0 0 0 0 0 0 0 0 0 0 5 5 0.00 0.000																			
Mike Koptlove, R (7, 1) ERA: 5.0	1.0 5 2 1 1 0 0 0 0 0 0 0 0 11 18 9.00 2.000																			
Jorge Julio, R (8, 1) ERA: 4.04	1.0 3 0 0 0 0 1 0 0 0 0 0 0 9 13 0.00 0.000																			





Batter	1	2	3	4	5	6	7	8	9	AB	R	H	RBI	BB	SO	LOB	TOP					
6 Chris Duffy, L (1, 8) OBP: 0.242, SLG: 0.259										5	0	1	0	0	2	0						
13 Nate McLouth, L (1, 9) OBP: 0.292, SLG: 0.360										4	0	0	0	1	2	0						
12 Freddy Sanchez, R (1, 5) OBP: 0.380, SLG: 0.488										5	1	1	0	0	0	2						
Jason Bay, R (1, 7) OBP: 0.411, SLG: 0.546										4	1	1	0	1	1	0						
Xavier Nady, R (1, 3) OBP: 0.332, SLG: 0.493										5	2	4	2	0	1	0						
José Hernández, R (1, 6) OBP: 0.311, SLG: 0.347										3	0	0	0	1	1	4						
Jose Castillo, R (1, 4) OBP: 0.325, SLG: 0.429										4	1	2	2	0	0	3						
26 Ronny Paulino, R (1, 2) OBP: 0.363, SLG: 0.398										3	1	2	2	1	0	0						
24 Tom Gorzelanny, R (1, 1) 44 Josh Sharpless, R (9, 1)										4	0	0	0	0	2	4						
										0	0	0	0	0	0	0						
<b>Inning Stats</b>	R: 0 E: 0 K: 1 S: 8	H: 0 LOB: 0 BB: 0 P: 10	R: 1 E: 0 K: 1 S: 13	H: 2 LOB: 2 BB: 1 P: 23	R: 2 E: 0 K: 2 S: 18	H: 3 LOB: 1 BB: 0 P: 23	R: 1 E: 0 K: 0 S: 12	H: 2 LOB: 2 BB: 1 P: 20	R: 1 E: 1 K: 1 S: 15	H: 2 LOB: 2 BB: 1 P: 23	R: 0 E: 0 K: 1 S: 11	H: 0 LOB: 0 BB: 0 P: 18	R: 0 E: 0 K: 0 S: 14	H: 1 LOB: 1 BB: 1 P: 22	R: 1 E: 0 K: 2 S: 16	H: 1 LOB: 0 BB: 0 P: 24	R: 0 E: 0 K: 1 S: 7	H: 0 LOB: 0 BB: 0 P: 10	1B: 5 2B: 4 3B: 0 HR: 2	SF: 0 SAC: 0 DP: 1 HBP: 0	WP: 0 PB: 0 SB: 1 CS: 0	PA: 41
<b>PITCHER</b>	IP	WLS	BF	H	R	ER	SO	BB	IBB	HBP	BLK	WP	HR	S	P	ERA	WHIP					
38 Carlos Zambrano, R (1, 1) ERA: 3.42	6.0	L	30	9	5	5	6	2	1	0	0	0	1	77	117	7.50	1.833					
David Aardsma, R (7, 1) ERA: 5.24	2.0		8	2	1	1	2	1	0	0	0	0	1	30	46	4.50	1.500					
44 Roberto Novoa, R (9, 1) ERA: 4.97	1.0		3	0	0	0	1	0	0	0	0	0	0	7	10	0.00	0.000					

Pittsburgh Pirates @ Chicago Cubs  
Wrigley Field, Chicago, IL  
Fri Aug 04 2006, 1:20 PM CDT  
Att: 39,973 - Sunny - 85 F

AB	37
R	6
H	11
RBI	6
BB	4
SO	9
LOB	13

Batter	1	2	3	4	5	6	7	8	9	AB	R	H	RBI	BB	SO	LOB	BOTTOM					
Juan Pierre, L (1, 8) OBP: 0.325, SLG: 0.376										3	0	0	0	0	0	0						
Cesar Izturis, S (1, 6) OBP: 0.292, SLG: 0.338										4	0	0	0	0	1	2						
Michael Barrett, R (1, 2) OBP: 0.396, SLG: 0.553										3	0	0	0	0	1	0						
16 Aramis Ramirez, R (1, 5) OBP: 0.336, SLG: 0.530										4	0	1	0	0	1	1						
Phil Nevin, R (1, 3) OBP: 0.315, SLG: 0.443										3	0	0	0	1	2	2						
Jacque Jones, L (1, 9) OBP: 0.320, SLG: 0.495										3	0	1	0	0	1	1						
19 Matt Murton, R (1, 7) OBP: 0.358, SLG: 0.406										2	0	0	0	1	0	2						
5 Ronny Cedeno, R (1, 4) OBP: 0.279, SLG: 0.335										3	0	1	0	0	2	1						
38 Carlos Zambrano, S (1, 1) OBP: 0.200, SLG: 0.438										1	0	0	0	0	0	1						
David Aardsma, R (7, 1)										0	0	0	0	0	0	0						
2 Ryan Theriot, R (6, PH) OBP: 0.364, SLG: 0.474										1	0	0	0	0	0	0						
44 Roberto Novoa, R (9, 1) OBP: 0.250, SLG: 0.500										0	0	0	0	0	0	0						
										0	0	0	0	0	0	0						
<b>Inning Stats</b>	R: 0 E: 0 K: 0 S: 9	H: 0 LOB: 0 BB: 0 P: 14	R: 0 E: 0 K: 2 S: 9	H: 0 LOB: 0 BB: 0 P: 15	R: 0 E: 0 K: 1 S: 10	H: 0 LOB: 2 BB: 1 P: 17	R: 0 E: 0 K: 2 S: 16	H: 1 LOB: 2 BB: 0 P: 26	R: 0 E: 0 K: 0 S: 6	H: 1 LOB: 0 BB: 0 P: 8	R: 0 E: 0 K: 1 S: 8	H: 0 LOB: 0 BB: 0 P: 11	R: 0 E: 0 K: 0 S: 4	H: 0 LOB: 0 BB: 1 P: 10	R: 0 E: 0 K: 1 S: 6	H: 0 LOB: 0 BB: 0 P: 10	R: 0 E: 0 K: 1 S: 8	H: 1 LOB: 1 BB: 0 P: 10	1B: 3 2B: 0 3B: 0 HR: 0	SF: 0 SAC: 1 DP: 2 HBP: 2	WP: 0 PB: 0 SB: 0 CS: 0	PA: 32
<b>PITCHER</b>	IP	WLS	BF	H	R	ER	SO	BB	IBB	HBP	BLK	WP	HR	S	P	ERA	WHIP					
24 Tom Gorzelanny, L (1, 1) ERA: 4.41	8.0	W	28	2	0	0	7	2	0	0	0	0	0	8	111	0.00	0.500					
44 Josh Sharpless, R (9, 1) ERA:	1.0		4	1	0	0	1	0	0	0	0	0	0	8	10	0.00	1.000					

Pittsburgh Pirates @ Chicago Cubs  
Wrigley Field, Chicago, IL  
Fri Aug 04 2006, 1:20 PM CDT  
Att: 39,973 - Sunny - 85 F

AB	27
R	0
H	3
RBI	0
BB	2
SO	8
LOB	10







Batter	1	2	3	4	5	6	7	8	9	AB	R	H	RBI	BB	SO	LOB	TOP					
6 Chris Duffy, L (1, 8) OBP: 0.227, SLG: 0.242 12 Freddy Sanchez, R (7, PH) OBP: 0.375, SLG: 0.481 34 John Grabow, L (7, 1) Damaso Marte, L (8, 1) Jeremy Burnitz, L (9, PH) OBP: 0.285, SLG: 0.444 2 Jack Wilson, R (1, 6) OBP: 0.312, SLG: 0.387	0-3 K		0-0 G4-3		1-0 F7		3-2 F8		1-3 K	3	0	0	0	0	1	2	<b>Pittsburgh Pirates @ Chicago Cubs</b> Wrigley Field, Chicago, IL Sun Aug 06 2006, 1:20 PM CDT Att: 40,320 - Partly Cloudy - 77 F					
Joe Randa, R (1, 5) OBP: 0.349, SLG: 0.413	1-2 F8		1-1 G4-3			3-2 P3		0-2 F9 1B	1-1 G2	3	0	1	0	1	1	0						
Jason Bay, R (1, 7) OBP: 0.409, SLG: 0.539		2-3 K		0-2 G6-3		2-3 K		2-3 K		4	0	0	0	0	3	3						
Xavier Nady, R (1, 3) OBP: 0.333, SLG: 0.488		2-3 K		1-0 1B		1-3 K		2-0 F9		4	0	1	0	0	2	3						
Jose Castillo, R (1, 4) OBP: 0.326, SLG: 0.428		0-1 1B		2-3 K			0-1 F8	0-1 FC5-4		4	0	1	0	0	1	3						
José Bautista, R (1, 9) OBP: 0.354, SLG: 0.464		2-3 K			4-2 45 SH1-4 BB		0-3 K		2-2 G6-3	3	0	0	0	1	2	1						
26 Ronny Paulino, R (1, 2) OBP: 0.370, SLG: 0.422			1-2 6 G4-3 45 SH1-4 1B		1-1 P4		1-0 HR		1-1 13 1B	4	1	3	1	0	0	1						
45 Ian Snell, R (1, 1) OBP: 0.088, SLG: 0.031 José Hernández, R (7, PH) OBP: 0.318, SLG: 0.347			0-0 SH1-4		0-0 SH1-4		4-2 BB		3-1 1B	0	0	0	0	0	0	0						
13 Nate McLouth, L (9, PH) OBP: 0.293, SLG: 0.371			1-2 1B		1-2 1B				1-2 1B	0	0	0	0	0	0	0						
<b>Inning Stats</b>	R: 0 E: 0 K: 1 S: 9	H: 0 LOB: 0 BB: 0 P: 12	R: 0 E: 0 K: 3 S: 11	H: 1 LOB: 1 BB: 0 P: 17	R: 0 E: 0 K: 0 S: 7	H: 1 LOB: 1 BB: 0 P: 9	R: 0 E: 0 K: 2 S: 12	H: 1 LOB: 1 BB: 0 P: 16	R: 0 E: 0 K: 0 S: 7	H: 0 LOB: 1 BB: 1 P: 13	R: 0 E: 0 K: 2 S: 11	H: 1 LOB: 1 BB: 0 P: 17	R: 1 E: 0 K: 1 S: 11	H: 1 LOB: 1 BB: 1 P: 19	R: 0 E: 0 K: 1 S: 15	H: 1 LOB: 2 BB: 1 P: 23		R: 0 E: 0 K: 1 S: 12	H: 2 LOB: 2 BB: 0 P: 20	1B: 7 2B: 0 3B: 0 HR: 1	SF: 0 SAC: 2 DP: 0 HBP: 0	WP: 0 PB: 0 SB: 1 CS: 0
<b>PITCHER</b>	IP WLS BF H R ER SO BB IBB HBP BLK WP HR S P ERA WHIP	7.0 W 28 5 1 1 9 2 0 0 0 0 1 68 103 1.29 1.000	1.0 5 1 0 0 1 1 0 0 0 0 0 15 23 0.00 2.000	1.0 5 2 0 0 1 0 0 0 0 0 0 12 20 0.00 2.000	<b>PITCHER</b>										IP WLS BF H R ER SO BB IBB HBP BLK WP HR S P ERA WHIP							


AB	33
R	1
H	8
RBI	1
BB	3
SO	11
LOB	19




Batter	1	2	3	4	5	6	7	8	9	AB	R	H	RBI	BB	SO	LOB	BOTTOM			
Juan Pierre, L (1, 8) OBP: 0.323, SLG: 0.373	2-1 G4-3		2-2 L5	2-2 G5-3			1-2 G4-3			4	0	0	0	0	0	2	<b>Pittsburgh Pirates @ Chicago Cubs</b> Wrigley Field, Chicago, IL Sun Aug 06 2006, 1:20 PM CDT Att: 40,320 - Partly Cloudy - 77 F			
Cesar Izturis, S (1, 6) OBP: 0.298, SLG: 0.343	1-1 F7		1-1 1B		1-2 16 2B FC6-5 1B		0-3 K			4	1	2	1	0	1	0				
Michael Barrett, R (1, 2) OBP: 0.390, SLG: 0.542	0-2 G1-3		0-0 G3		0-0 F8		1-1 G5-3			4	0	0	0	0	0	2				
16 Aramis Ramirez, R (1, 5) OBP: 0.344, SLG: 0.540		1-2 G6-3		2-2 5 HR 1B	1-2 FC6-5 2B		0-0 SH1-3 29 SF8 2B			4	2	3	0	0	0	0				
Jacque Jones, L (1, 9) OBP: 0.317, SLG: 0.489		3-3 K		2-3 K	0-1 FC6-5		0-0 SH1-3		2-3 2B	3	0	0	1	0	2	2				
29 Angel Pagán, S (1, 7) OBP: 0.348, SLG: 0.494		2-1 1B		1-3 K		0-1 2B		1-0 SF8		3	0	2	1	0	1	1				
John Mabry, L (1, 3) OBP: 0.324, SLG: 0.336	1 SAFE L7		0-0 1B	4-0 5 HR BB		1-3 K		1-2 K		3	1	0	0	1	2	2				
5 Ronny Cedeno, R (1, 4) OBP: 0.285, SLG: 0.349			0-2 1B	2-2 1B	2-2 1H 2H HR		0-3 K			3	2	2	3	0	1	1				
53 Rich Hill, L (1, 1) ERA: 4.78 Bob Howry, L (8, 1) ERA: 3.94 46 Ryan Dempster, R (9, 1) ERA: 3.15			0-0 B3	4-0 BB		1-3 K				2	0	0	0	0	1	2				
<b>Inning Stats</b>	R: 0 E: 0 K: 0 S: 8	H: 0 LOB: 0 BB: 0 P: 11	R: 0 E: 0 K: 1 S: 9	H: 1 LOB: 1 BB: 0 P: 15	R: 1 E: 0 K: 0 S: 11	H: 2 LOB: 1 BB: 0 P: 14	R: 3 E: 0 K: 2 S: 19	H: 2 LOB: 1 BB: 2 P: 36	R: 1 E: 0 K: 0 S: 9	H: 2 LOB: 0 BB: 0 P: 11	R: 0 E: 0 K: 3 S: 13	H: 1 LOB: 1 BB: 0 P: 15	R: 0 E: 0 K: 1 S: 10	H: 0 LOB: 0 BB: 0 P: 12	R: 1 E: 0 K: 1 S: 6	H: 1 LOB: 0 BB: 0 P: 8		1B: 5 2B: 4 3B: 0 HR: 1	SF: 1 SAC: 1 DP: 1 HBP: 0	WP: 0 PB: 0 SB: 1 CS: 0
<b>PITCHER</b>	IP WLS BF H R ER SO BB IBB HBP BLK WP HR S P ERA WHIP	6.0 L 27 8 5 5 6 2 0 0 0 0 0 10 12 0.00 1.667	1.0 3 0 0 0 1 0 0 0 0 0 0 6 8 9.00 1.000	1.0 4 1 1 1 1 0 0 0 0 0 0 6 8 9.00 1.000	<b>PITCHER</b>										IP WLS BF H R ER SO BB IBB HBP BLK WP HR S P ERA WHIP					





Batter	1	2	3	4	5	6	7	8	9	AB	R	H	RBI	BB	SO	LOB	TOP			
Juan Pierre, L (1.8) OBP: 0.323, SLG: 0.372	F7	G4-3		G1-4-3 2B 1B		SH5-3		G6-3		4	1	1	0	0	0	0	Chicago Cubs @ Milwaukee Brewers Miller Park, Milwaukee, WI Tue Aug 08 2006, 7:05 PM CDT Att: 36,200 - Clear - 71 F			
Cesar Izturis, S (1.6) OBP: 0.301, SLG: 0.340	G3-1			G1-4-3		4-2 BB 16 FC5-4		F7		4	0	1	0	1	0	1				
Michael Barrett, R (1.2) OBP: 0.390, SLG: 0.546		G5-3				P3		G6-3		5	1	2	1	0	0	3				
16 Aramis Ramirez, R (1.5) OBP: 0.342, SLG: 0.536						FC5-4		F9		5	1	1	1	0	1	3				
Jacque Jones, L (1.9) OBP: 0.321, SLG: 0.499										3	1	2	2	1	0	0				
19 Matt Murton, R (1.7) OBP: 0.382, SLG: 0.417						FC4-6 5 FC6-4		G6-3		3	1	1	0	1	0	1				
John Mabry, L (1.3) OBP: 0.322, SLG: 0.357						F7		G5-3		4	1	1	2	0	0	3				
5 Ronny Cedeno, R (1.4) OBP: 0.282, SLG: 0.345	F7					FC6-4		G3-1		4	0	0	0	0	0	3				
49 Carlos Marmol, R (1.1) OBP: 0.225, SLG: 0.278										3	0	1	0	0	0	0				
43 Michael Wuerzt, R (6.1) OBP: 0.300, SLG: 0.300										0	0	0	0	0	0	0				
13 Will Ohman, L (6.1) OBP: 0.300, SLG: 0.300										0	0	0	0	0	0	0				
David Aardsma, R (7.1) OBP: 0.300, SLG: 0.300										0	0	0	0	0	0	0				
Phil Nevin, R (8. PH) OBP: 0.300, SLG: 0.438										1	0	0	0	0	0	0				
47 Scott Eyre, L (8.1) OBP: 0.300, SLG: 1.000										0	0	0	0	0	0	0				
Bob Howry, L (8.1) OBP: 0.300, SLG: 1.000										0	0	0	0	0	0	0				
46 Ryan Dempster, R (9.1) OBP: 0.300, SLG: 0.300										0	0	0	0	0	0	0				
<b>Inning Stats</b>	R: 5 E: 0 K: 0 S: 17	H: 5 LOB: 0 BB: 0 P: 23	R: 0 E: 0 K: 0 S: 8	H: 1 LOB: 1 BB: 0 P: 13	R: 0 E: 0 K: 0 S: 14	H: 0 LOB: 2 BB: 2 P: 28	R: 1 E: 0 K: 1 S: 13	H: 2 LOB: 1 BB: 0 P: 17	R: 0 E: 0 K: 0 S: 15	H: 1 LOB: 2 BB: 1 P: 24	R: 0 E: 0 K: 0 S: 6	H: 0 LOB: 0 BB: 0 P: 12	R: 0 E: 0 K: 0 S: 4	H: 0 LOB: 0 BB: 0 P: 5	R: 0 E: 0 K: 0 S: 8	H: 0 LOB: 0 BB: 0 P: 13	1B: 5 2B: 3 3B: 0 HR: 2	SF: 0 SAC: 1 DP: 0 HBP: 0	WP: 0 PB: 0 SB: 0 CS: 0	PA: 40
<b>PITCHER</b>	IP WLS BF H R ER SO BB IBB HBP BLK WP HR S P ERA WHIP																			
Tomo Ohka, R (1.1) ERA: 4.21	4.0 L 22 8 6 6 1 2 0 0 0 0 0 2 52 81 13.50 2.500																			
Dan Kolb, R (5.1) ERA: 5.09	1.0 4 1 0 0 0 0 0 0 0 0 0 6 11 0.00 1.000																			
Geremi Gonzalez, R (6.1) ERA: 5.17	1.0 5 1 0 0 0 0 1 0 0 0 0 0 15 24 0.00 2.000																			
Brian Shouse, L (7.1) ERA: 2.45	2.0 6 0 0 0 0 0 0 0 0 0 0 0 10 17 0.00 0.000																			
Matt Wise, R (9.1) ERA: 4.01	1.0 3 0 0 0 0 0 0 0 0 0 0 0 8 13 0.00 0.000																			

Batter	1	2	3	4	5	6	7	8	9	AB	R	H	RBI	BB	SO	LOB	BOTTOM			
18 Gabe Gross, L (1.8) OBP: 0.366, SLG: 0.487	P6					F7				3	1	1	1	0	0	1	Chicago Cubs @ Milwaukee Brewers Miller Park, Milwaukee, WI Tue Aug 08 2006, 7:05 PM CDT Att: 36,200 - Clear - 71 F			
1 Corey Hart, R (6. PH) OBP: 0.347, SLG: 0.373						F9				2	0	0	0	0	0	3				
9 Tony Graffanino, R (1.4) OBP: 0.348, SLG: 0.403	F9					P4				4	0	1	0	1	0	1				
28 Prince Fielder, L (1.3) OBP: 0.346, SLG: 0.505						F8				5	0	1	0	0	1	3				
Kevin Mench, R (1.7) OBP: 0.332, SLG: 0.449	G1-3									3	1	1	0	1	1	1				
2 Bill Hall, R (1.6) OBP: 0.327, SLG: 0.565										3	1	1	1	1	2	2				
Geoff Jenkins, L (1.9) OBP: 0.329, SLG: 0.393										2	0	0	0	1	1	0				
Brady Clark, R (8. PH) OBP: 0.380, SLG: 0.340										1	0	0	0	0	1	1				
David Bell, R (1.5) OBP: 0.340, SLG: 0.394										2	0	0	0	2	1	1				
Damian Miller, R (1.2) OBP: 0.327, SLG: 0.416										4	0	0	0	0	1	5				
Tomo Ohka, S (1.1) OBP: 0.295, SLG: 0.143										1	0	0	0	0	0	1				
Dan Kolb, R (5.1) ERA: 3.29										0	0	0	0	0	0	0				
22 Tony Gwynn Jr., L (5. PH) OBP: 0.300, SLG: 0.300										0	0	0	0	0	0	0				
Geremi Gonzalez, R (6.1) OBP: 0.300, SLG: 0.300										1	0	1	1	0	0	0				
Jeff Cirillo, R (5. PH) OBP: 0.300, SLG: 0.423										0	0	0	0	0	0	0				
Brian Shouse, L (7.1) OBP: 0.300, SLG: 0.300										0	0	0	0	0	0	0				
Matt Wise, R (9.1) OBP: 0.300, SLG: 0.300										1	0	0	0	0	0	0				
<b>Inning Stats</b>	R: 0 E: 0 K: 0 S: 10	H: 1 LOB: 1 BB: 0 P: 17	R: 1 E: 0 K: 1 S: 12	H: 1 LOB: 1 BB: 1 P: 21	R: 1 E: 0 K: 1 S: 13	H: 2 LOB: 1 BB: 0 P: 20	R: 0 E: 0 K: 0 S: 6	H: 0 LOB: 0 BB: 0 P: 10	R: 0 E: 0 K: 2 S: 13	H: 1 LOB: 3 BB: 3 P: 27	R: 0 E: 0 K: 1 S: 8	H: 1 LOB: 0 BB: 0 P: 13	R: 0 E: 0 K: 2 S: 9	H: 0 LOB: 1 BB: 1 P: 15	R: 0 E: 0 K: 2 S: 12	H: 0 LOB: 1 BB: 1 P: 20	1B: 3 2B: 1 3B: 0 HR: 2	SF: 0 SAC: 0 DP: 1 HBP: 0	WP: 0 PB: 0 SB: 0 CS: 0	PA: 39
<b>PITCHER</b>	IP WLS BF H R ER SO BB IBB HBP BLK WP HR S P ERA WHIP																			
49 Carlos Marmol, R (1.1) ERA: 5.09	0.1 H 3 1 0 0 1 1 0 0 0 0 0 7 12 0.00 6.000																			
13 Will Ohman, L (6.1) ERA: 4.88	1.0 H 3 1 0 0 0 0 0 0 0 0 0 4 6 0.00 1.000																			
David Aardsma, R (7.1) ERA: 5.16	0.1 H 1 0 0 0 1 0 0 0 0 0 0 5 8 0.00 0.000																			
47 Scott Eyre, L (8.1) ERA: 2.17	0.0 1 0 0 0 0 0 1 0 0 0 0 0 1 5 ∞ ∞																			
Bob Howry, R (8.1) ERA: 3.31	1.0 H 3 0 0 0 2 0 0 0 0 0 0 0 0 0 0.00 1.000																			
46 Ryan Dempster, R (9.1) ERA: 4.05	1.0 S 4 0 0 0 2 1 0 0 0 0 0 0 0 0 0.00 1.000																			



Batter	1	2	3	4	5	6	7	8	9	AB	R	H	RBI	BB	SO	LOB	TOP					
Juan Pierre, L (1, 8) OBP: 0.322, SLG: 0.371	G3		F8			16 HR		F9		4	1	1	0	0	0	1						
Cesar Izturis, S (1, 6) OBP: 0.300, SLG: 0.338	F9			B1-3		K		1B		4	0	1	0	0	1	1						
Michael Barrett, R (1, 2) OBP: 0.388, SLG: 0.540	F9			F7		16 HR		L4		3	1	0	0	0	0	1						
16 Aramis Ramirez, R (1, 5) OBP: 0.344, SLG: 0.541		P3		HBP		HR			G6-3	3	1	1	3	0	0	0						
Jacque Jones, L (1, 9) OBP: 0.318, SLG: 0.493		G6-3		G6-3		G4-3			F7	4	0	0	0	0	0	1						
Phil Nevin, R (1, 3) OBP: 0.311, SLG: 0.434						K			K	4	0	0	0	0	4	0						
19 Matt Murton, R (1, 7) OBP: 0.361, SLG: 0.414						F8				2	0	0	0	1	0	0						
47 Scott Eyre, L (7, 1) David Aardsma, R (8, 1)				5 G5-3						0	0	0	0	0	0	0	AB 30					
5 Ronny Cedeno, R (1, 4) OBP: 0.280, SLG: 0.342				G5-3		F9				3	0	0	0	0	0	1	R 3					
38 Carlos Zambrano, S (1, 1) OBP: 0.196, SLG: 0.429										1	0	0	0	0	1	1	H 3					
43 Michael Wuerztz, R (5, 1) 2 Ryan Theriot, R (6, PH) 44 Roberto Novoa, R (6, 1) 29 Angel Pagan, S (7, 7)				K		K		G1-3		0	0	0	0	0	0	0	RBI 3					
<b>Inning Stats</b>	R: 0 E: 0 K: 0 S: 5	H: 0 LOB: 0 BB: 0 P: 6	R: 0 E: 0 K: 1 S: 9	H: 0 LOB: 0 BB: 0 P: 10	R: 0 E: 0 K: 1 S: 7	H: 0 LOB: 1 BB: 1 P: 15	R: 0 E: 0 K: 0 S: 9	H: 0 LOB: 1 BB: 0 P: 13	R: 0 E: 0 K: 1 S: 8	H: 0 LOB: 0 BB: 0 P: 14	R: 3 E: 0 K: 2 S: 15	H: 2 LOB: 0 BB: 0 P: 26	R: 0 E: 0 K: 1 S: 6	H: 0 LOB: 0 BB: 0 P: 8	R: 0 E: 0 K: 0 S: 9	H: 1 LOB: 1 BB: 0 P: 11	R: 0 E: 0 K: 1 S: 9	H: 0 LOB: 0 BB: 0 P: 11	1B: 2 2B: 2 3B: 0 HR: 1	SF: 0 SAC: 0 DP: 0 HBP: 2	WP: 0 PB: 0 SB: 1 CS: 0	PA: 33
<b>PITCHER</b>	IP WLS BF H R ER SO BB IBB HBP BLK WP HR S P ERA WHIP																					
31 Dave Bush, R (1, 1) ERA: 4.67	8.0 W 30 3 3 3 6 1 0 2 0 0 1 68 103 3.38 0.500																					
Francisco Cordero, R (9, 1) ERA: 4.31	1.0 S 3 0 0 0 1 0 0 0 0 0 0 0 9 11 0.00 0.000																					

Chicago Cubs @ Milwaukee Brewers  
Miller Park, Milwaukee, WI  
Wed Aug 09 2006, 7:05 PM CDT  
Att: 36,012 - Clear - 77 F

AB	30
R	3
H	3
RBI	3
BB	1
SO	7
LOB	6



Batter	1	2	3	4	5	6	7	8	9	AB	R	H	RBI	BB	SO	LOB	BOTTOM			
Brady Clark, R (1, 8) OBP: 0.380, SLG: 0.351	F8		HR		G4-3	F7		E5		5	1	2	2	0	0	0				
9 Tony Graffanino, R (1, 4) OBP: 0.343, SLG: 0.397	F9		P4		G6-3					4	0	0	0	0	0	0				
28 Prince Fielder, L (1, 3) OBP: 0.347, SLG: 0.506										3	2	1	0	1	0	0				
18 Gabe Gross, L (1, 7) OBP: 0.374, SLG: 0.494										2	2	1	0	2	0	0				
2 Bill Hall, R (1, 6) OBP: 0.328, SLG: 0.561										2	0	0	0	2	1	2				
Geoff Jenkins, L (1, 9) OBP: 0.330, SLG: 0.394										4	0	2	2	0	1	2				
David Bell, R (1, 5) OBP: 0.342, SLG: 0.395										4	0	2	2	0	1	2				
Damian Miller, R (1, 2) OBP: 0.322, SLG: 0.410										4	0	0	0	0	3	3				
31 Dave Bush, R (1, 1) OBP: 0.199, SLG: 0.227										3	1	0	0	0	1	2				
Jeff Cirillo, R (8, PH) OBP: 0.379, SLG: 0.419										1	0	0	0	0	0	1				
Francisco Cordero, R (9, 1) ERA: 4.94										0	0	0	0	0	0	0				
<b>Inning Stats</b>	R: 0 E: 0 K: 0 S: 10	H: 0 LOB: 0 BB: 0 P: 13	R: 0 E: 0 K: 0 S: 10	H: 0 LOB: 0 BB: 0 P: 15	R: 2 E: 0 K: 2 S: 19	H: 1 LOB: 0 BB: 0 P: 27	R: 2 E: 0 K: 2 S: 17	H: 2 LOB: 2 BB: 2 P: 35	R: 2 E: 0 K: 0 S: 14	H: 2 LOB: 2 BB: 2 P: 24	R: 0 E: 0 K: 1 S: 5	H: 0 LOB: 0 BB: 0 P: 7	R: 0 E: 0 K: 1 S: 9	H: 1 LOB: 2 BB: 1 P: 18	R: 0 E: 1 K: 1 S: 12	H: 2 LOB: 2 BB: 0 P: 14	1B: 5 2B: 2 3B: 0 HR: 1	SF: 0 SAC: 0 DP: 0 HBP: 0	WP: 0 PB: 1 SB: 0 CS: 0	PA: 37
<b>PITCHER</b>	IP WLS BF H R ER SO BB IBB HBP BLK WP HR S P ERA WHIP																			
38 Carlos Zambrano, R (1, 1) ERA: 3.54	4.2 L 24 5 6 4 4 4 0 0 0 0 0 0 3 5 0.00 0.000																			
43 Michael Wuerztz, R (5, 1) ERA: 3.21	0.1 1 0 0 0 0 0 0 0 0 0 0 0 3 5 0.00 0.000																			
44 Roberto Novoa, R (6, 1) ERA: 4.85	1.1 4 0 0 0 1 0 0 0 0 0 0 0 6 9 0.00 0.000																			
47 Scott Eyre, L (7, 1) ERA: 2.15	0.2 4 1 0 0 1 0 1 0 0 0 0 0 8 16 0.00 1.500																			
David Aardsma, R (8, 1) ERA: 4.94	1.0 4 2 0 0 1 0 0 0 0 0 0 0 12 14 0.00 2.000																			

Chicago Cubs @ Milwaukee Brewers  
Miller Park, Milwaukee, WI  
Wed Aug 09 2006, 7:05 PM CDT  
Att: 36,012 - Clear - 77 F

AB	32
R	6
H	8
RBI	6
BB	5
SO	7
LOB	12









Batter	1	2	3	4	5	6	7	8	9	AB	R	H	RBI	BB	SO	LOB	TOP					
Juan Pierre, L OBP: 0.328, SLG: 0.376 (1, 8)										4	0	2	0	1	0	2						
Cesar Izturis, S OBP: 0.301, SLG: 0.329 (1, 6)										4	0	0	0	1	0	2						
Michael Barrett, R OBP: 0.389, SLG: 0.541 (1, 2)										4	0	2	0	0	0	2						
16 Aramis Ramirez, R OBP: 0.341, SLG: 0.542 (1, 5)										4	0	0	0	0	0	2						
Jacque Jones, L OBP: 0.316, SLG: 0.493 (1, 9)										4	1	1	1	0	1	0						
29 Angel Pagan, S OBP: 0.337, SLG: 0.479 (1, 7)										4	1	1	0	0	0	0						
John Mabry, L OBP: 0.325, SLG: 0.358 (1, 3)										4	0	2	1	0	0	0						
5 Ronny Cedeno, R OBP: 0.279, SLG: 0.340 (1, 4)										4	0	1	0	0	0	1						
53 Rich Hill, L OBP: 0.154, SLG: 0.197 (5, 1)										2	0	0	0	0	0	2						
43 Michael Wuerz, R OBP: 0.268, SLG: 0.332 (6, PH)										0	0	0	0	0	0	0						
44 Roberto Novoa, R OBP: 0.268, SLG: 0.332 (6, 1)										0	0	0	0	0	0	0						
47 Scott Eyre, L OBP: 0.268, SLG: 0.332 (6, 1)										0	0	0	0	0	0	0						
Phil Nevin, R OBP: 0.268, SLG: 0.332 (6, PH)										1	0	0	0	0	1	0						
<b>Inning Stats</b>	R: 0 E: 0 K: 0 S: 9	H: 2 LOB: 1 BB: 0 P: 15	R: 0 E: 0 K: 0 S: 5	H: 0 LOB: 0 BB: 0 P: 9	R: 0 E: 1 K: 0 S: 9	H: 1 LOB: 2 BB: 1 P: 16	R: 1 E: 0 K: 0 S: 12	H: 3 LOB: 2 BB: 0 P: 16	R: 0 E: 0 K: 0 S: 7	H: 1 LOB: 1 BB: 0 P: 8	R: 1 E: 0 K: 0 S: 12	H: 3 LOB: 2 BB: 0 P: 22	R: 0 E: 0 K: 0 S: 7	H: 0 LOB: 0 BB: 0 P: 10	R: 0 E: 0 K: 1 S: 7	H: 0 LOB: 1 BB: 1 P: 11	R: 0 E: 0 K: 1 S: 7	H: 0 LOB: 1 BB: 1 P: 13	1B: 6 2B: 3 3B: 0 HR: 1	SF: 0 SAC: 0 DP: 0 HBP: 0	WP: 1 PB: 0 SB: 0 CS: 1	PA: 38
<b>PITCHER</b>	IP WLS BF H R ER SO BB IBB HBP BLK WP HR S P ERA WHIP	8.0 W 34 10 2 2 1 1 0 0 0 0 1 68 107 2.25 1.375	1.0 4 0 0 0 1 1 0 0 0 0 0 7 13 0.00 1.000																			

Chicago Cubs @ Colorado Rockies  
Coors Field, Denver, CO  
Fri Aug 11 2006, 7:05 PM MDT  
Att: 35,744 - Partly Cloudy - 81 F

AB 36  
R 2  
H 10  
RBI 2  
BB 2  
SO 2  
LOB 11



Batter	1	2	3	4	5	6	7	8	9	AB	R	H	RBI	BB	SO	LOB	BOTTOM					
Jamey Carroll, R OBP: 0.380, SLG: 0.405 39 Tom Martin, L (9, 1)										4	1	1	0	1	0	1						
12 Clint Barmes, R OBP: 0.274, SLG: 0.361 (1, 6)										5	1	1	0	0	0	4						
27 Garrett Atkins, R OBP: 0.381, SLG: 0.519 (1, 5)										3	2	1	3	2	0	1						
5 Matt Holliday, R OBP: 0.371, SLG: 0.561 (1, 7)										3	1	1	0	1	0	1						
19 Ryan Spilborghs, R OBP: 0.345, SLG: 0.481 (1, 9)										4	1	3	3	0	0	0						
Luis Gonzalez, R OBP: 0.288, SLG: 0.368 (1, 3)										4	0	2	1	0	0	2						
Choo Freeman, R OBP: 0.314, SLG: 0.364 (1, 8)										3	1	1	1	1	1	2						
Danny Ardoin, R OBP: 0.266, SLG: 0.270 (1, 2)										3	1	1	0	1	2	1						
2B Aaron Cook, R OBP: 0.109, SLG: 0.068 Jason Smith, L (8, PH) (9, 4)										2	1	0	0	1	1	1						
<b>Inning Stats</b>	R: 2 E: 0 K: 0 S: 13	H: 2 LOB: 1 BB: 2 P: 26	R: 0 E: 0 K: 2 S: 13	H: 0 LOB: 1 BB: 1 P: 17	R: 0 E: 0 K: 0 S: 8	H: 1 LOB: 1 BB: 0 P: 15	R: 0 E: 0 K: 0 S: 10	H: 1 LOB: 1 BB: 0 P: 15	R: 5 E: 0 K: 1 S: 20	H: 5 LOB: 1 BB: 1 P: 35	R: 0 E: 0 K: 1 S: 14	H: 0 LOB: 1 BB: 1 P: 24	R: 0 E: 0 K: 0 S: 6	H: 1 LOB: 1 BB: 1 P: 14	R: 3 E: 0 K: 0 S: 16	H: 3 LOB: 0 BB: 0 P: 25	1B: 6 2B: 3 3B: 0 HR: 3	SF: 0 SAC: 0 DP: 1 HBP: 0	WP: 0 PB: 0 SB: 1 CS: 2	PA: 40		
<b>PITCHER</b>	IP WLS BF H R ER SO BB IBB HBP BLK WP HR S P ERA WHIP	4.2 L 22 6 6 6 2 0 0 0 0 0 0 8 12 27.00 6.000	0.1 3 2 1 1 1 0 0 0 0 0 0 20 38 0.00 1.500	1.0 6 3 3 3 0 0 0 0 0 0 2 16 25 27.00 3.000																		

Chicago Cubs @ Colorado Rockies  
Coors Field, Denver, CO  
Fri Aug 11 2006, 7:05 PM MDT  
Att: 35,744 - Partly Cloudy - 81 F

AB 32  
R 10  
H 12  
RBI 10  
BB 7  
SO 4  
LOB 13





Batter	1	2	3	4	5	6	7	8	9	AB	R	H	RBI	BB	SO	LOB	TOP										
Juan Pierre, L OBP: 0.328, SLG: 0.376	F7		L8				G4-3		G6-4-3	5	0	2	0	0	0	0											
Cesar Izuris, S OBP: 0.310, SLG: 0.340	1B		2B				G1-3		G6-4-3	4	0	2	0	1	0	1											
Michael Barrett, R OBP: 0.387, SLG: 0.538	L9		P4				F7			4	0	1	0	0	0	3											
16 Aramis Ramirez, R OBP: 0.340, SLG: 0.539	CS	E6					F8			4	2	1	0	0	0	2											
Jacque Jones, L OBP: 0.315, SLG: 0.491		L9					G4-3			4	1	1	0	0	1	1											
19 Matt Murton, R OBP: 0.385, SLG: 0.427		G1-3					HR			4	1	3	2	0	0	1											
Bob Howry, L OBP: 1.000, SLG: 1.000										0	0	0	0	0	0	0											
John Mabry, L OBP: 0.329, SLG: 0.370		2B					P5		F7	4	0	2	1	0	0	1											
5 Ronny Cedeno, R OBP: 0.279, SLG: 0.339		F7					1B		K	4	0	1	0	0	1	4											
37 Angel Guzman, R OBP: 0.143, SLG: 0.286							G4-3			1	0	0	0	0	0	0											
David Adamsma, R OBP: 0.227, SLG: 0.330										1	0	0	0	0	0	1											
Neifi Perez, S OBP: 0.227, SLG: 0.330										1	0	0	0	0	0	1											
43 Michael Wurtz, R OBP: 0.227, SLG: 0.330										0	0	0	0	0	0	0											
13 Will Ohman, L OBP: 0.227, SLG: 0.330										0	0	0	0	0	0	0											
29 Angel Pagan, S OBP: 0.227, SLG: 0.330										1	0	0	0	0	0	0											
<b>Inning Stats</b>	R: 0 E: 0 K: 0 S: 12	H: 1 LOB: 0 BB: 0 P: 17	R: 1 E: 1 K: 0 S: 7	H: 1 LOB: 1 BB: 0 P: 10	R: 0 E: 0 K: 0 S: 8	H: 1 LOB: 1 BB: 0 P: 15	R: 2 E: 0 K: 0 S: 13	H: 4 LOB: 1 BB: 0 P: 19	R: 0 E: 0 K: 1 S: 6	H: 1 LOB: 1 BB: 0 P: 12	R: 1 E: 0 K: 1 S: 14	H: 2 LOB: 1 BB: 0 P: 20	R: 0 E: 0 K: 0 S: 10	H: 1 LOB: 1 BB: 0 P: 17	R: 0 E: 0 K: 1 S: 7	H: 1 LOB: 0 BB: 0 P: 16	R: 0 E: 0 K: 0 S: 11	H: 1 LOB: 0 BB: 0 P: 16	1B: 10 2B: 2 3B: 0 HR: 1	SF: 0 SAC: 0 DP: 2 HBP: 0	WP: 0 PA: 39 PB: 0 SB: 0 CS: 2						
<b>PITCHER</b>	IP	WLS	BF	H	R	ER	SO	BB	IBB	HBP	BLK	WP	HR	S	P	ERA	WHIP										
37 Josh Fogg, R ERA: 4.59	6.0	W	27	10	4	3	1	1	0	0	0	0	1	60	93	4.50	1.833										
Jeremy Affeldt, L ERA: 5.67	1.0		4	1	0	0	0	0	0	0	0	0	0	10	17	0.00	1.000										
60 Manny Corpas, R ERA: 0.84	1.0		4	1	0	0	1	0	0	0	0	0	0	7	9	0.00	1.000										
Jose Mesa, R ERA: 3.51	1.0		3	1	0	0	0	0	0	0	0	0	0	11	16	0.00	1.000										

Chicago Cubs @ Colorado Rockies  
Coors Field, Denver, CO  
Sat Aug 12 2006, 6:05 PM MDT  
Att: 43,485 - Cloudy - 77 F

AB 37  
R 4  
H 13  
RBI 3  
BB 1  
SO 2  
LOB 15



Batter	1	2	3	4	5	6	7	8	9	AB	R	H	RBI	BB	SO	LOB	BOTTOM										
Jamey Carroll, R OBP: 0.383, SLG: 0.406	L7	17 3B					SF8			2	1	1	1	2	0	0											
17 Todd Helton, L OBP: 0.401, SLG: 0.481	27 1B	5 HR					P3			5	2	3	1	0	1	4											
27 Garrett Atkins, R OBP: 0.385, SLG: 0.520	5 HR						2B			3	1	2	0	2	0	1											
5 Matt Holliday, R OBP: 0.373, SLG: 0.569	HR						G4-3			4	1	3	4	0	0	0											
11 Brad Hawpe, L OBP: 0.388, SLG: 0.530	19 1B						G3-1			5	1	1	0	0	0	5											
19 Ryan Spillborghs, R OBP: 0.352, SLG: 0.484							G5-3			4	1	2	1	0	1	2											
60 Manny Corpas, R ERA: 0.84										0	0	0	0	0	0	0											
Jason Smith, L OBP: 0.340, SLG: 0.451										0	0	0	0	1	0	0											
Jose Mesa, R ERA: 3.51										0	0	0	0	0	0	0											
8 Yorvit Torrealba, R OBP: 0.300, SLG: 0.437	G1-3						G6-3			5	0	0	0	0	1	7											
12 Clint Barmes, R OBP: 0.276, SLG: 0.364	G5-3						F9			5	1	2	1	0	1	4											
37 Josh Fogg, R OBP: 0.150, SLG: 0.056							SH1-4			2	0	0	0	0	1	1											
Jeremy Affeldt, L ERA: 4.67										0	0	0	0	0	0	0											
18 Cory Sullivan, L OBP: 0.318, SLG: 0.400							1B			1	0	1	0	0	0	0											
<b>Inning Stats</b>	R: 4 E: 0 K: 0 S: 18	H: 5 LOB: 1 BB: 0 P: 27	R: 2 E: 0 K: 0 S: 11	H: 1 LOB: 1 BB: 2 P: 25	R: 1 E: 0 K: 2 S: 15	H: 3 LOB: 2 BB: 0 P: 20	R: 0 E: 0 K: 1 S: 9	H: 1 LOB: 2 BB: 1 P: 18	R: 1 E: 0 K: 0 S: 6	H: 2 LOB: 1 BB: 0 P: 12	R: 0 E: 0 K: 0 S: 4	H: 0 LOB: 0 BB: 0 P: 6	R: 0 E: 0 K: 0 S: 9	H: 1 LOB: 1 BB: 1 P: 17	R: 0 E: 0 K: 2 S: 15	H: 2 LOB: 3 BB: 1 P: 25	R: 0 E: 0 K: 2 S: 15	H: 2 LOB: 3 BB: 1 P: 25	1B: 9 2B: 4 3B: 1 HR: 1	SF: 2 SAC: 1 DP: 0 HBP: 0	WP: 1 PA: 44 PB: 0 SB: 0 CS: 0						
<b>PITCHER</b>	IP	WLS	BF	H	R	ER	SO	BB	IBB	HBP	BLK	WP	HR	S	P	ERA	WHIP										
37 Angel Guzman, R ERA: 7.39	2.2	L	19	9	7	7	1	2	0	0	0	0	0	18	34	3.86	1.714										
David Adamsma, R ERA: 4.67	2.1		11	3	1	1	2	1	0	0	0	0	0	12	22	0.00	1.200										
43 Michael Wurtz, R ERA: 3.38	1.2		7	1	0	0	0	1	0	0	0	0	0	1	1	0.00	0.000										
13 Will Ohman, L ERA: 4.74	0.1		1	0	0	0	0	0	0	0	0	0	0	1	1	0.00	0.000										
Bob Howry, R ERA: 3.2	1.0		6	2	0	0	2	0	1	0	0	0	0	15	25	0.00	2.000										

Chicago Cubs @ Colorado Rockies  
Coors Field, Denver, CO  
Sat Aug 12 2006, 6:05 PM MDT  
Att: 43,485 - Cloudy - 77 F

AB 36  
R 8  
H 15  
RBI 8  
BB 5  
SO 5  
LOB 24









Batter	1	2	3	4	5	6	7	8	9	AB	R	H	RBI	BB	SO	LOB	TOP			
Juan Pierre, L (1, 8) OBP: 0.328, SLG: 0.377	K		E 1B		G3		G4-3		P3	5	0	1	0	0	1	1				
Neft Perez, S (1, 6) OBP: 0.269, SLG: 0.350	L6		E4		1B			G5-3 1B	F7	5	1	2	0	0	0	2				
Michael Barrett, R (1, 2) OBP: 0.387, SLG: 0.532	G6-3		G6-3		K			G5-3		4	0	0	0	0	1	4				
16 Aramis Ramirez, R (1, 5) OBP: 0.342, SLG: 0.544		G6-3 1B		HR 1B		K		F9		4	1	2	0	0	1	1				
Jacque Jones, L (1, 9) OBP: 0.313, SLG: 0.482	F8		F8		F7			1B	IBB	3	0	0	0	1	0	2				
Phil Nevin, R (1, 3) OBP: 0.316, SLG: 0.445	G6-3		HR		FC6-4 1B			1B		4	1	3	3	0	0	1				
19 Matt Murton, R (1, 7) OBP: 0.360, SLG: 0.421	1B		F9		FC6-4			K		4	0	1	0	0	1	3				
5 Ronny Cedeno, R (1, 4) OBP: 0.278, SLG: 0.338			P6		G5-3			L1-6		4	0	1	0	0	0	0				
46 Ryan Dempster, R (9, 1)									G3-1 1B	0	0	0	0	0	0	0				
38 Carlos Zambrano, S (1, 1) OBP: 0.185, SLG: 0.404			G6-3		G4-3			G3-1		3	0	0	0	0	1	0				
Cesar Izturis, S (9, PH) OBP: 0.305, SLG: 0.333								K		1	0	0	0	0	0	1				
<b>Inning Stats</b>	R: 0 E: 0 K: 1 S: 6	H: 0 LOB: 0 BB: 0 P: 8	R: 0 E: 0 K: 0 S: 8	H: 2 LOB: 2 BB: 0 P: 11	R: 0 E: 1 K: 0 S: 7	H: 1 LOB: 2 BB: 0 P: 10	R: 2 E: 0 K: 0 S: 9	H: 2 LOB: 0 BB: 0 P: 13	R: 0 E: 0 K: 1 S: 9	H: 1 LOB: 1 BB: 0 P: 14	R: 0 E: 0 K: 1 S: 11	H: 0 LOB: 0 BB: 0 P: 13	R: 1 E: 0 K: 1 S: 11	H: 2 LOB: 2 BB: 1 P: 20	R: 0 E: 0 K: 0 S: 16	H: 1 LOB: 1 BB: 0 P: 19	1B: 9 2B: 0 3B: 0 HR: 1	SF: 0 SAC: 0 DP: 0 HBP: 0	WP: 0 PB: 0 SB: 1 CS: 0	PA: 38
<b>PITCHER</b>	IP	WLS	BF	H	R	ER	SO	BB	IBB	HBP	BLK	WP	HR	S	P	ERA	WHIP			
44 Roy Oswalt, R (1, 1) ERA: 3.24	7.0	L	28	7	2	2	4	0	0	0	0	0	1	59	82	2.57	1.000			
Chad Qualls, R (8, 1) ERA: 4.13	1.0		6	2	1	1	1	0	1	0	0	0	0	11	20	9.00	2.000			
Russ Springer, R (9, 1) ERA: 3.74	1.0		4	1	0	0	0	0	0	0	0	0	0	16	19	0.00	1.000			

Chicago Cubs @ Houston Astros  
Minute Maid Park, Houston, TX  
Mon Aug 14 2006, 7:05 PM CDT  
Att: 37,260 - Roof Closed - 73 F

AB	37
R	3
H	10
RBI	3
BB	1
SO	5
LOB	15



Batter	1	2	3	4	5	6	7	8	9	AB	R	H	RBI	BB	SO	LOB	BOTTOM			
Willy Taveras, R (1, 8) OBP: 0.327, SLG: 0.334	K		G6-3 WP 1B	G4-3			K		G4-6-3	5	0	1	0	0	2	3				
Craig Biggio, R (1, 4) OBP: 0.327, SLG: 0.453	1B BB		G6-3				G5-3			2	0	0	0	2	0	1				
17 Lance Berkman, S (1, 3) OBP: 0.423, SLG: 0.633	L4		HBP BB				G4-3			3	0	0	0	1	1	2				
Aubrey Huff, L (1, 9) OBP: 0.350, SLG: 0.452	1B		HBP BB				F7		FC3-6 BB	2	0	1	0	1	0	1				
Morgan Ensberg, R (1, 5) OBP: 0.393, SLG: 0.487	K		K				F8		P3	4	0	0	0	0	2	7				
Luke Scott, L (1, 7) OBP: 0.479, SLG: 0.682		G6-3 BB		SH5-4 2B		G4-6-3 2B		FC3-6 1-2		3	0	2	0	1	0	1				
28 Adam Everett, R (1, 6) OBP: 0.293, SLG: 0.339		F9		G6-3		G4-6-3 BB		F8		3	0	0	0	1	0	3				
Brad Ausmus, R (1, 2) OBP: 0.290, SLG: 0.288		G6-3		SH5-4 BB		G4-6-3			P6	2	0	0	0	1	0	3				
Otlando Palmeiro, L (9, PH) OBP: 0.281, SLG: 0.280										1	0	0	0	0	0	0				
44 Roy Oswalt, R (1, 1) OBP: 0.204, SLG: 0.250										0	0	0	0	0	0	0				
Chad Qualls, R (8, 1)										0	0	0	0	0	0	0				
Russ Springer, R (9, 1)										0	0	0	0	0	0	0				
Mike Lamb, L (9, PH) OBP: 0.362, SLG: 0.504									G4-6-3 BB	0	0	0	0	1	0	0				
<b>Inning Stats</b>	R: 0 E: 0 K: 2 S: 13	H: 1 LOB: 2 BB: 1 P: 23	R: 0 E: 0 K: 0 S: 7	H: 0 LOB: 0 BB: 1 P: 12	R: 0 E: 0 K: 1 S: 11	H: 1 LOB: 3 BB: 1 P: 21	R: 0 E: 0 K: 0 S: 8	H: 1 LOB: 2 BB: 1 P: 15	R: 0 E: 0 K: 1 S: 9	H: 0 LOB: 1 BB: 1 P: 12	R: 0 E: 0 K: 1 S: 6	H: 0 LOB: 0 BB: 0 P: 11	R: 0 E: 0 K: 0 S: 4	H: 0 LOB: 1 BB: 1 P: 11	R: 0 E: 0 K: 0 S: 5	H: 0 LOB: 0 BB: 1 P: 11	1B: 2 2B: 2 3B: 0 HR: 0	SF: 0 SAC: 1 DP: 3 HBP: 1	WP: 1 PB: 0 SB: 0 CS: 0	PA: 37
<b>PITCHER</b>	IP	WLS	BF	H	R	ER	SO	BB	IBB	HBP	BLK	WP	HR	S	P	ERA	WHIP			
38 Carlos Zambrano, R (1, 1) ERA: 3.38	8.0	W	34	4	0	0	5	7	0	1	0	0	0	65	121	0.00	1.375			
46 Ryan Dempster, R (9, 1) ERA: 3.9	1.0	S	3	0	0	0	0	1	0	0	0	0	0	5	11	0.00	1.000			

Chicago Cubs @ Houston Astros  
Minute Maid Park, Houston, TX  
Mon Aug 14 2006, 7:05 PM CDT  
Att: 37,260 - Roof Closed - 73 F

AB	27
R	0
H	4
RBI	0
BB	8
SO	5
LOB	22









Batter	1	2	3	4	5	6	7	8	9	AB	R	H	RBI	BB	SO	LOB	TOP					
Juan Pierre, L (1, 8) OBP: 0.329, SLG: 0.382	2-2 E SH1-3 1B		2-1 SH1-3 2B		1-3 K			0-2 G6-4-3 1B		4	0	3	0	0	1	0	<b>Chicago Cubs @ Houston Astros</b> Minute Maid Park, Houston, TX Wed Aug 16 2006, 1:05 PM CDT Att: 38,989 - Roof Closed - 73 F					
2 Ryan Theriot, R (1, 4) OBP: 0.419, SLG: 0.519	0-0 SH1-3		0-0 SH1-3			1-1 F7		0-1 G6-4-3 1-2		2	0	0	0	0	0	1						
Michael Barrett, R (1, 2) OBP: 0.388, SLG: 0.536	4-1 HBP BB		0-1 G5-3			0-2 HR		1-3 K		3	1	1	1	1	1	1						
16 Aramis Ramirez, R (1, 5) OBP: 0.342, SLG: 0.540	1-1 HBP		2-3 K			2-2 F8		1-2 G6-3		3	0	0	0	0	1	1						
Phil Nevin, R (1, 3) OBP: 0.312, SLG: 0.438 Bob Howry, L (9, 1) OBP: 1.000, SLG: 1.000	1-2 K		3-2 F8			1-2 F8		1-1 F8		4	0	0	0	0	1	3						
29 Angel Pagan, S (1, 9) OBP: 0.324, SLG: 0.466	0-3 K		0-0 P4			0-0 F8				3	0	0	0	0	1	3						
19 Matt Murton, R (1, 7) OBP: 0.358, SLG: 0.426		1-1 G5-3		1-2 G6-3		1-1 F9				3	0	0	0	0	0	0						
Nelfi Perez, S (1, 6) OBP: 0.265, SLG: 0.343		2-1 G6-3		0-0 G5-3		1-2 F9				3	0	0	0	0	0	0						
Ryan O'Malley, R (1, 1) John Mabry, L (9, 3) OBP: 0.314, SLG: 0.349		0-3 K		1-1 P4				0-3 K		3	0	0	0	0	2	0						
										0	0	0	0	0	0	0						
<b>Inning Stats</b>	R: 0 E: 1 K: 2 S: 13	H: 1 LOB: 3 BB: 1 P: 21	R: 0 E: 0 K: 1 S: 7	H: 0 LOB: 0 BB: 0 P: 10	R: 0 E: 0 K: 1 S: 8	H: 1 LOB: 1 BB: 0 P: 12	R: 0 E: 0 K: 0 S: 7	H: 0 LOB: 0 BB: 0 P: 11	R: 0 E: 0 K: 1 S: 6	H: 0 LOB: 0 BB: 0 P: 8	R: 1 E: 0 K: 0 S: 11	H: 1 LOB: 0 BB: 0 P: 15	R: 0 E: 0 K: 0 S: 6	H: 0 LOB: 0 BB: 0 P: 8	R: 0 E: 0 K: 1 S: 9	H: 1 LOB: 0 BB: 0 P: 9	R: 0 E: 0 K: 1 S: 8	H: 0 LOB: 0 BB: 0 P: 11	1B: 2 2B: 1 3B: 0 HR: 1	SF: 0 SAC: 2 DP: 1 HBP: 1	WP: 0 PB: 0 SB: 0 CS: 0	PA: 32
<b>PITCHER</b> Andy Pettitte, L (1, 1) ERA: 4.65	IP: 9.0 WLS: L BF: 32	H: 4 R: 1 ER: 1 SO: 7	BB: 1 IBB: 0 HBP: 1 BLK: 0	WP: 0 HR: 1 S: 75 P: 105	ERA: 1.00 WHIP: 0.556	<b>PITCHER</b>										IP: 9.0 WLS: L BF: 32	H: 4 R: 1 ER: 1 SO: 7	BB: 1 IBB: 0 HBP: 1 BLK: 0	WP: 0 HR: 1 S: 75 P: 105	ERA: 1.00 WHIP: 0.556		

Batter	1	2	3	4	5	6	7	8	9	AB	R	H	RBI	BB	SO	LOB	BOTTOM			
Willy Taveras, R (1, 8) Aubrey Huff, L (9, PH) OBP: 0.322, SLG: 0.328 OBP: 0.353, SLG: 0.455	1-2 P4		0-1 G3		1-0 F7		1-1 FC5-4 1B		3-2 K	4	0	1	0	0	0	0	<b>Chicago Cubs @ Houston Astros</b> Minute Maid Park, Houston, TX Wed Aug 16 2006, 1:05 PM CDT Att: 38,989 - Roof Closed - 73 F			
2 Chris Burke, R (1, 4) OBP: 0.328, SLG: 0.451	2-1 BB 1B		1-0 BB 1B		3-3 K		1-1 FC5-4 1-2		3-2 G1-3	5	0	2	0	0	1	1				
17 Lance Berkman, S (1, 3) OBP: 0.420, SLG: 0.620	4-2 BB		0-0 P2		4-2 BB		1-0 P3			2	0	0	0	2	0	2				
Luke Scott, L (1, 7) OBP: 0.481, SLG: 0.656	1-0 P5		4-0 BB		0-0 P2		0-0 F9			3	0	0	0	1	0	4				
Morgan Ensberg, R (1, 5) OBP: 0.389, SLG: 0.477	2-0 F8		0-0 F8			4-2 FC6-4 28 1B BB		1-0 F9		3	0	0	0	1	0	4				
16 Jason Lane, R (1, 9) OBP: 0.326, SLG: 0.399		0-0 F8		4-2 BB		1-0 F8		1-2 F8		3	0	0	0	1	0	1				
28 Adam Everett, R (1, 6) Craig Biggio, R (9, PH) OBP: 0.325, SLG: 0.541 OBP: 0.325, SLG: 0.450		4-0 BB		2-1 F9		0-0 FC6-4 1B		3-1 FC6-4 1B		2	0	1	0	1	0	1				
Brad Ausmus, R (1, 2) Mike Lamb, L (9, PH) Eric Munson, L (9, 2) OBP: 0.298, SLG: 0.289 OBP: 0.359, SLG: 0.498 OBP: 0.284, SLG: 0.349		0-0 L6		1-0 F9		0-1 FC6-4 1-2 2-3		0-1 F8		3	0	0	0	0	0	4				
Andy Pettitte, L (1, 1) Orlando Palmeiro, L (9, PH) OBP: 0.191, SLG: 0.304 OBP: 0.259, SLG: 0.258		0-2 G4-3		1-3 K		1-1 FC6-4 1-2		2-2 L6		3	0	0	0	0	1	4				
										1	0	0	0	0	0	0				
<b>Inning Stats</b>	R: 0 E: 0 K: 0 S: 10	H: 1 LOB: 2 BB: 1 P: 20	R: 0 E: 0 K: 0 S: 5	H: 0 LOB: 1 BB: 1 P: 9	R: 0 E: 0 K: 1 S: 10	H: 0 LOB: 2 BB: 1 P: 18	R: 0 E: 0 K: 0 S: 8	H: 0 LOB: 1 BB: 1 P: 16	R: 0 E: 0 K: 0 S: 8	H: 1 LOB: 2 BB: 1 P: 14	R: 0 E: 0 K: 0 S: 6	H: 1 LOB: 1 BB: 0 P: 9	R: 0 E: 0 K: 0 S: 8	H: 1 LOB: 1 BB: 0 P: 13	R: 0 E: 0 K: 1 S: 10	H: 0 LOB: 0 BB: 0 P: 18	1B: 5 2B: 0 3B: 0 HR: 0	SF: 0 SAC: 0 DP: 0 HBP: 0	WP: 0 PB: 0 SB: 0 CS: 0	PA: 38
<b>PITCHER</b> Ryan O'Malley, L (1, 1) ERA: 3.05 Bob Howry, R (9, 1) ERA: 3.05	IP: 8.0 WLS: W BF: 35	H: 5 R: 0 ER: 0 SO: 2	BB: 6 IBB: 0 HBP: 0 BLK: 0	WP: 0 HR: 0 S: 60 P: 109	ERA: 0.00 WHIP: 1.375	<b>PITCHER</b>										IP: 8.0 WLS: S BF: 3	H: 5 R: 0 ER: 0 SO: 1	BB: 6 IBB: 0 HBP: 0 BLK: 0	WP: 0 HR: 0 S: 10 P: 18	ERA: 0.00 WHIP: 0.000

AB	28
R	1
H	4
RBI	1
BB	1
SO	7
LOB	9



AB	32
R	0
H	5
RBI	0
BB	6
SO	3
LOB	22





Batter	1	2	3	4	5	6	7	8	9	AB	R	H	RBI	BB	SO	LOB	TOP										
22 David Eckstein, R OBP: 0.349, SLG: 0.329 Aron Miles, S OBP: 0.328, SLG: 0.348	P6		16 E 1B	P6		L8		G3		2	1	1	0	0	0	0											
16 Chris Duncan, L OBP: 0.297, SLG: 0.634	HR		SF7 1B	G4-3				K		4	2	2	2	0	1	1											
5 Albert Pujols, R OBP: 0.435, SLG: 0.686	G6-3		E1 43 E 1B		G6-3		HR	1B		5	2	3	3	0	0	0											
27 Scott Rolen, R OBP: 0.396, SLG: 0.561	P4		43 1B 43 E HBP		G6-3		HR	P3		4	1	1	1	0	0	1											
43 Juan Encarnacion, R OBP: 0.311, SLG: 0.455 So Taguchi, R OBP: 0.333, SLG: 0.354		P2	1B		G6-3		HR	1B	G6-3	5	1	2	0	0	0	0											
3 Preston Wilson, R OBP: 0.310, SLG: 0.413	S 1B	L6				HR	P4		P6	5	1	2	1	0	0	3											
Ronnie Belliard, R OBP: 0.334, SLG: 0.410	P3	F7				G1-3	HR		G6-3	5	1	1	2	0	0	3											
Gary Bennett, R OBP: 0.246, SLG: 0.262	P1					HR	G6-3			4	1	2	1	0	0	1											
Jason Marquis, L OBP: 0.211, SLG: 0.265 Tino Perez, S OBP: 0.292, SLG: 0.301 50 Adam Wainwright, R OBP: 0.426, SLG: 0.762 41 Braden Looper, R OBP: 0.305, SLG: 0.300 Tyler Johnson, S OBP: 0.288, SLG: 0.100 Josh Hancock, R OBP: 0.359, SLG: 0.426			22 1B 16 SF7 1B	K		G4-3	G6-3			2	1	1	0	0	1	1											
<b>Inning Stats</b>	R: 1 E: 0 K: 0 S: 13	H: 1 LOB: 0 BB: 0 P: 20	R: 0 E: 0 K: 0 S: 9	H: 1 LOB: 1 BB: 0 P: 12	R: 3 E: 3 K: 0 S: 15	H: 4 LOB: 2 BB: 0 P: 29	R: 0 E: 0 K: 1 S: 7	H: 1 LOB: 1 BB: 0 P: 8	R: 0 E: 0 K: 0 S: 7	H: 0 LOB: 0 BB: 0 P: 10	R: 2 E: 0 K: 0 S: 12	H: 2 LOB: 0 BB: 0 P: 20	R: 5 E: 0 K: 0 S: 17	H: 5 LOB: 0 BB: 0 P: 23	R: 0 E: 0 K: 1 S: 10	H: 1 LOB: 1 BB: 0 P: 14	R: 0 E: 0 K: 0 S: 9	H: 0 LOB: 0 BB: 0 P: 13	1B: 9 2B: 0 3B: 0 HR: 6	SF: 1 SAC: 0 DP: 0 HBP: 1	WP: 0 PA: 43 PB: 0 SB: 1 CS: 0						
<b>PITCHER</b>	IP	WLS	BF	H	R	ER	SO	BB	IBB	HBP	BLK	WP	HR	S	P	ERA	WHIP										
49 Carlos Marmol, R ERA: 5.65	3.0	L	16	6	4	3	0	0	0	0	0	0	1	37	61	9.00	2.000										
44 Roberto Novoa, R ERA: 4.62	2.1		10	3	2	2	1	0	0	0	0	0	2	22	32	7.71	1.286										
David Aardsma, R ERA: 5.97	1.0		8	5	5	5	0	0	0	0	0	0	3	18	25	45.00	5.000										
43 Michael Wuertz, R ERA: 4.0	1.2		6	1	0	0	1	0	0	0	0	0	0	13	18	0.00	0.600										
13 Will Ohman, L ERA: 4.94	1.0		3	0	0	0	0	0	0	0	0	0	0	9	13	0.00	0.000										

St. Louis Cardinals @ Chicago Cubs  
Wrigley Field, Chicago, IL  
Fri Aug 18 2006, 1:20 PM CDT  
Att. 40,346 - Overcast - 83 F

AB 41  
R 11  
H 15  
RBI 10  
BB 0  
SO 2  
LOB 11



Batter	1	2	3	4	5	6	7	8	9	AB	R	H	RBI	BB	SO	LOB	BOTTOM										
Juan Pierre, L OBP: 0.326, SLG: 0.384	F7		L7				FC6-4			4	0	1	0	0	0	1											
Cesar Izturis, S OBP: 0.305, SLG: 0.335 Nelfi Perez, S OBP: 0.264, SLG: 0.342	P3			F7	F7			G6-3		3	0	0	0	0	0	1											
Michael Barrett, R OBP: 0.392, SLG: 0.549 24 Henry Blanco, R OBP: 0.300, SLG: 0.462	HR			16 HR BB		G5-3		2B		3	2	2	1	1	0	0											
16 Aramis Ramirez, R OBP: 0.341, SLG: 0.544 13 Will Ohman, L OBP: 1.000, SLG: 1.000	P2			HR		F9		P6		4	1	1	2	0	0	1											
Jacque Jones, L OBP: 0.314, SLG: 0.484		K		G4-3			1B	G4-3		4	0	1	0	0	1	1											
29 Angel Pagán, S OBP: 0.316, SLG: 0.453 43 Michael Wuertz, R OBP: 0.406, SLG: 0.500		G4-3		E6		K			L8	3	0	0	0	0	1	1											
2 Ryan Theriot, R OBP: 0.406, SLG: 0.500										1	0	0	0	0	0	0											
John Mabry, L OBP: 0.313, SLG: 0.353		K		G4-3			F7			4	0	1	0	0	1	1											
5 Ronny Cedeno, R OBP: 0.273, SLG: 0.339						G4-3		L6		4	0	0	0	0	1	1											
49 Carlos Marmol, R OBP: 0.227, SLG: 0.273 44 Roberto Novoa, R OBP: 0.200, SLG: 0.400 David Aardsma, R OBP: 0.359, SLG: 0.426				G6-3					F7	1	0	0	0	0	0	0											
19 Matt Murton, R OBP: 0.359, SLG: 0.426							FC6-4 1B			2	0	1	0	0	0	1											
<b>Inning Stats</b>	R: 1 E: 0 K: 0 S: 9	H: 1 LOB: 0 BB: 0 P: 16	R: 0 E: 0 K: 2 S: 11	H: 0 LOB: 0 BB: 0 P: 17	R: 0 E: 0 K: 1 S: 10	H: 0 LOB: 0 BB: 0 P: 12	R: 2 E: 1 K: 0 S: 12	H: 1 LOB: 1 BB: 1 P: 24	R: 0 E: 0 K: 1 S: 14	H: 1 LOB: 1 BB: 0 P: 18	R: 0 E: 0 K: 1 S: 11	H: 1 LOB: 1 BB: 0 P: 19	R: 0 E: 0 K: 0 S: 14	H: 1 LOB: 1 BB: 0 P: 20	R: 0 E: 0 K: 0 S: 9	H: 1 LOB: 1 BB: 0 P: 16	R: 0 E: 0 K: 0 S: 8	H: 1 LOB: 1 BB: 0 P: 9	1B: 2 2B: 2 3B: 1 HR: 2	SF: 0 SAC: 0 DP: 0 HBP: 0	WP: 0 PA: 36 PB: 0 SB: 0 CS: 0						
<b>PITCHER</b>	IP	WLS	BF	H	R	ER	SO	BB	IBB	HBP	BLK	WP	HR	S	P	ERA	WHIP										
Jason Marquis, R ERA: 5.7	5.0		20	3	3	3	4	1	0	0	0	0	0	11	19	0.00	1.000										
50 Adam Wainwright, R ERA: 3.05	1.0	H	4	1	0	0	1	0	0	0	0	0	0	21	31	0.00	1.200										
41 Braden Looper, R ERA: 3.81	1.2		7	2	0	0	0	0	0	0	0	0	0	2	5	0.00	0.000										
Tyler Johnson, L ERA: 5.26	0.1		1	0	0	0	0	0	0	0	0	0	0	2	5	0.00	0.000										
Josh Hancock, R ERA: 3.55	1.0		4	1	0	0	0	0	0	0	0	0	0	8	9	0.00	1.000										

St. Louis Cardinals @ Chicago Cubs  
Wrigley Field, Chicago, IL  
Fri Aug 18 2006, 1:20 PM CDT  
Att. 40,346 - Overcast - 83 F

AB 35  
R 3  
H 7  
RBI 3  
BB 1  
SO 5  
LOB 8





Batter	1	2	3	4	5	6	7	8	9	10	AB	R	H	RBI	BB	SO	LOB	TOP	
Aaron Miles, S OBP: 0.332, SLG: 0.350	1-1 16 1B 5 SF9	2-2 16 FC3-6 1B			2-1 G6-3		3-2 G4-3		4-2 BB		4	1	2	0	1	0	1		
16 Chris Duncan, L OBP: 0.399, SLG: 0.644	0-0	1-1 FC3-6			1-0 G3			2-2 HR	1-3 K		4	1	2	1	0	0	1		
43 Juan Encarnacion, R OBP: 0.310, SLG: 0.454	1-3 27 2B 26 FC3-2 1B	1-2r									4	1	0	0	0	1	3		
44 Jason Isringhausen, R OBP: 0.310, SLG: 0.454											0	0	0	0	0	0	0		
5 Albert Pujols, R OBP: 0.431, SLG: 0.679	0-0 SF9	2-1 F9			0-3 K			1-1 P4	1-0 F8		4	0	0	1	0	1	4		
27 Scott Rolen, R OBP: 0.394, SLG: 0.559	2-1 26 FC3-2 1B				2-3 K		0-0 F8	3-1 F9	0-0 F8		5	0	1	0	0	1	0		
26 Scott Spiezo, S OBP: 0.349, SLG: 0.446	0-0 FC3-2 3 BB				3-3 K		2-2 3 24-6-3 1B	3-3 K	2-3 K		5	0	1	0	0	3	2		
3 Preston Wilson, R OBP: 0.311, SLG: 0.411	4-2 2-3 SH				1-3 K		0-1 G4-6-3		4-1 2B BB		2	0	0	0	1	1	1		
Jorge Sosa, R OBP: 0.200, SLG: 0.522											0	0	0	0	0	0	0		
15 Jim Edmonds, L OBP: 0.326, SLG: 0.482	1-2 BB						1-2r				1	1	1	0	1	0	0		
Ronnie Belliard, R OBP: 0.333, SLG: 0.410	3-3 K				0-3 K			1-0 G5-3	1 SAFE 0-0 SH1-4 1-H 2B	1 SAFE 0-3 K	5	0	1	1	0	3	4		
4 Yadier Molina, R OBP: 0.272, SLG: 0.329		0-0 HR			2-1 F9			1-1 F9	0-0 SH1-4		3	1	1	1	0	0	0		
Jeff Suppan, R OBP: 0.250, SLG: 0.220		1-2 F8			3-2 G6-3			4-2 BB	4-0 BB		2	0	0	0	0	0	0		
Tyler Johnson, S OBP: 0.336, SLG: 0.354											0	0	0	0	0	0	0		
So Taguchi, R OBP: 0.265, SLG: 0.323											0	0	0	0	1	0	0		
Timo Perez, L OBP: 0.265, SLG: 0.323											0	0	0	0	1	0	0		
<b>Inning Stats</b>	R: 1 E: 0 K: 1 S: 12	H: 3 LOB: 3 BB: 1 P: 22	R: 1 E: 0 K: 0 S: 12	H: 2 LOB: 1 BB: 0 P: 18	R: 0 E: 0 K: 3 S: 11	H: 0 LOB: 0 BB: 0 P: 17	R: 0 E: 0 K: 1 S: 10	H: 1 LOB: 0 BB: 0 P: 8	R: 0 E: 0 K: 0 S: 11	H: 0 LOB: 1 BB: 1 P: 20	R: 1 E: 0 K: 1 S: 12	H: 1 LOB: 0 BB: 0 P: 21	R: 1 E: 0 K: 1 S: 11	H: 1 LOB: 3 BB: 3 P: 25	R: 0 E: 0 K: 2 S: 8	H: 1 LOB: 1 BB: 0 P: 13	1B: 5 2B: 2 3B: 0 HR: 2	SF: 1 SAC: 1 DP: 1 HBP: 0	WP: 0 PA: 43
<b>PITCHER</b>	IP 7.0	WLS 0	BF 28	H 6	R 2	ER 2	SO 6	BB 2	IBB 0	HBP 0	BLK 0	WP 0	HR 1	S 68	P 109	ERA 2.57	WHIP 1.143		
38 Carlos Zambrano, R ERA: 3.34	1.0	B	4	1	1	1	1	0	0	0	0	0	0	1	12	21	9.00	1.000	
Bob Howry, R ERA: 3.15	0.1	B	5	1	1	1	0	3	0	0	0	0	0	5	17	27.00	12.000		
46 Ryan Dempster, R ERA: 3.84	0.1	1	0	0	0	1	0	0	0	0	0	0	0	5	6	0.00	0.000		
13 Will Ohman, L ERA: 4.91	1.1	W	5	1	0	0	2	0	0	0	0	0	0	9	15	0.00	0.750		
43 Michael Wuerzt, R ERA: 3.72																			

St. Louis Cardinals @ Chicago Cubs  
Wrigley Field, Chicago, IL  
Sat Aug 19 2006, 12:20 PM CDT  
Att: 40,864 - Overcast - 76 F

AB 36  
R 4  
H 9  
RBI 4  
BB 5  
SO 10  
LOB 16



Batter	1	2	3	4	5	6	7	8	9	10	AB	R	H	RBI	BB	SO	LOB	BOTTOM			
Juan Pierre, L OBP: 0.329, SLG: 0.385	0-1 19 F 19 S 1B		1-2 G3	2-2 FC4-6 1B			2-1 F8	1-0 L6			5	0	2	0	0	0	3				
Neifi Perez, S OBP: 0.266, SLG: 0.343	1-2 P4		0-0 G3		0-0 19 2B 1B		0-1 16 BB 1B		1-1 L7		5	1	2	0	0	0	3				
19 Matt Murton, R OBP: 0.357, SLG: 0.426	3-2 G3		1-1 F9		0-0 16 G3 2B		2-1 F8		0-0 G5-3		5	0	1	1	0	0	4				
16 Aramis Ramirez, R OBP: 0.342, SLG: 0.541	3-2 F8				0-0 24 WP 1B		4-2 BB		2-2 F9		4	1	1	0	1	0	2				
Jacque Jones, L OBP: 0.315, SLG: 0.485		0-3 K2-3		1-0 24 WP 5 1B 1B	0-0 G5-3		1-1 F9		1-1 29 1B 1B		5	2	2	0	0	1	3				
John Mabry, L OBP: 0.271, SLG: 0.350		3-3 K		1-0 P4	2-3 K		0-0 24 SH1-3 1B		0-0 1B		4	0	1	0	0	2	3				
46 Ryan Dempster, R ERA: 3.84											0	0	0	0	0	0	0				
13 Will Ohman, L ERA: 4.91											0	0	0	0	0	0	0				
43 Michael Wuerzt, R ERA: 3.72											0	0	0	0	0	0	0				
29 Angel Pagan, S OBP: 0.332, SLG: 0.458											1	0	1	0	0	0	0				
24 Henry Blanco, R OBP: 0.299, SLG: 0.451	1-1 F7			4-2 5 1B BB			0-0 G6-3		1-0 SH1-3		3	0	0	0	1	1	2				
5 Ronny Cedeno, R OBP: 0.277, SLG: 0.341			1-1 38 FC6 1B	1-1 FC4-6 1B	1-2 3-H		0-2 F8		0-3 K		4	0	2	1	1	1	2				
38 Carlos Zambrano, S OBP: 0.172, SLG: 0.375			2-2 FC6 1B	0-3 K			0-3 K		3-2 1B		3	0	0	0	0	2	3				
Bob Howry, L ERA: 3.15											0	0	0	0	0	0	0				
Phil Nevin, R OBP: 0.316, SLG: 0.441			1-2r G3 1B								2	0	2	2	0	0	0				
<b>Inning Stats</b>	R: 0 E: 0 K: 0 S: 13	H: 1 LOB: 1 BB: 0 P: 20	R: 0 E: 0 K: 2 S: 10	H: 0 LOB: 0 BB: 0 P: 14	R: 0 E: 0 K: 0 S: 11	H: 2 LOB: 2 BB: 0 P: 16	R: 2 E: 0 K: 1 S: 15	H: 3 LOB: 2 BB: 1 P: 24	R: 1 E: 0 K: 1 S: 13	H: 2 LOB: 1 BB: 1 P: 16	R: 0 E: 0 K: 0 S: 12	H: 1 LOB: 2 BB: 1 P: 21	R: 1 E: 0 K: 1 S: 10	H: 2 LOB: 1 BB: 0 P: 15	R: 0 E: 0 K: 0 S: 6	H: 0 LOB: 0 BB: 0 P: 9	R: 1 E: 0 K: 1 S: 8	H: 3 LOB: 3 BB: 1 P: 16	1B: 12 2B: 2 3B: 0 HR: 0	SF: 0 SAC: 1 DP: 0 HBP: 0	WP: 2 PA: 45
<b>PITCHER</b>	IP 4.1	WLS 0	BF 22	H 8	R 3	ER 3	SO 3	BB 1	IBB 0	HBP 0	BLK 0	WP 0	HR 0	S 56	P 82	ERA 6.23	WHIP 2.077				
Jeff Suppan, R ERA: 5.03	0.2	2	0	0	0	1	0	0	0	0	0	0	0	6	8	0.00	0.000				
Tyler Johnson, L ERA: 5.13	3.0	13	3	1	1	2	1	0	0	0	0	0	0	29	43	3.00	1.333				
Jorge Sosa, R ERA: 5.19	1.1	L	8	3	1	1	1	0	1	0	0	0	0	14	25	6.75	2.250				
44 Jason Isringhausen, R ERA: 3.12																					

St. Louis Cardinals @ Chicago Cubs  
Wrigley Field, Chicago, IL  
Sat Aug 19 2006, 12:20 PM CDT  
Att: 40,864 - Overcast - 76 F

AB 41  
R 5  
H 14  
RBI 4  
BB 3  
SO 7  
LOB 25





Batter	1	2	3	4	5	6	7	8	9	AB	R	H	RBI	BB	SO	LOB	TOP			
Aaron Miles, S (1, 6) OBP: 0.330, SLG: 0.348										5	0	1	0	0	2	2	<b>St. Louis Cardinals @ Chicago Cubs</b> Wrigley Field, Chicago, IL Sun Aug 20 2006, 1:20 PM CDT Att: 40,485 - Partly Cloudy - 73 F			
16 Chris Duncan, L (1, 7) OBP: 0.401, SLG: 0.661										3	1	1	1	1	0	1				
5 Albert Pujols, R (1, 3) OBP: 0.429, SLG: 0.674										4	1	1	0	0	2	2				
27 Scott Rolen, R (1, 5) OBP: 0.393, SLG: 0.554										3	1	0	0	1	0	0				
43 Juan Encarnacion, R (1, 8) OBP: 0.312, SLG: 0.461										4	1	2	3	0	0	0				
3 Preston Wilson, R (1, 9) OBP: 0.310, SLG: 0.408										3	0	0	0	1	0	1				
44 Jason Istringhausen, R (9, 1)										0	0	0	0	0	0	0				
Ronnie Belliard, R (1, 4) OBP: 0.332, SLG: 0.408										4	0	1	0	0	0	1				
4 Yadier Molina, R (1, 2) OBP: 0.272, SLG: 0.331										4	1	1	0	0	1	3				
29 Chris Carpenter, R (1, 1) OBP: 0.098, SLG: 0.098										3	0	1	0	0	2	0				
26 Scott Spiezio, S (9, PH) OBP: 0.352, SLG: 0.449										1	0	1	1	0	0	0				
15 Jim Edmonds, L (9, 8) OBP: 0.358, SLG: 0.482										0	0	0	0	0	0	0				
<b>Inning Stats</b>	R: 4 E: 0 K: 2 S: 24	H: 3 LOB: 1 BB: 2 P: 39	R: 0 E: 0 K: 1 S: 7	H: 1 LOB: 1 BB: 1 P: 12	R: 0 E: 0 K: 0 S: 10	H: 2 LOB: 2 BB: 0 P: 11	R: 0 E: 0 K: 0 S: 5	H: 1 LOB: 0 BB: 0 P: 9	R: 0 E: 0 K: 1 S: 9	H: 0 LOB: 0 BB: 0 P: 11	R: 0 E: 0 K: 1 S: 8	H: 0 LOB: 0 BB: 0 P: 12	R: 0 E: 0 K: 1 S: 9	H: 0 LOB: 0 BB: 0 P: 14	R: 1 E: 0 K: 1 S: 9	H: 2 LOB: 1 BB: 0 P: 11	1B: 6 2B: 1 3B: 0 HR: 2	SF: 0 SAC: 0 DP: 3 HBP: 0	WP: 0 PB: 0 SB: 0 CS: 0	PA: 37
<b>PITCHER</b>	IP WLS BF H R ER SO BB IBB HBP BLK WP HR S P ERA WHIP																			
51 Juan Mateo, R (1, 1) ERA: 3.79	7.0 L 29 7 4 4 5 3 0 0 0 0 0 2 68 101 5.14 1.429																			
David Aardsma, R (8, 1) ERA: 5.93	1.2 6 1 1 1 1 0 0 0 0 0 0 0 12 18 5.40 0.600																			
13 Will Ohman, L (9, 1) ERA: 4.88	0.1 2 1 0 0 1 0 0 0 0 0 0 0 6 7 0.00 3.000																			

AB 34  
R 5  
H 9  
RBI 5  
BB 3  
SO 7  
LOB 10



Batter	1	2	3	4	5	6	7	8	9	AB	R	H	RBI	BB	SO	LOB	BOTTOM					
Juan Pierre, L (1, 8) OBP: 0.332, SLG: 0.391										4	1	3	0	0	0	0	<b>St. Louis Cardinals @ Chicago Cubs</b> Wrigley Field, Chicago, IL Sun Aug 20 2006, 1:20 PM CDT Att: 40,485 - Partly Cloudy - 73 F					
Cesar Izturis, S (1, 6) OBP: 0.302, SLG: 0.328										4	0	0	0	0	1	3						
19 Matt Murton, R (1, 7) OBP: 0.358, SLG: 0.427										4	1	2	1	0	1	0						
16 Aramis Ramirez, R (1, 5) OBP: 0.343, SLG: 0.550										4	1	2	1	0	0	1						
Jacque Jones, L (1, 9) OBP: 0.312, SLG: 0.481										4	0	0	1	0	0	3						
Phil Nevin, R (1, 3) OBP: 0.315, SLG: 0.439										4	0	1	0	0	2	3						
24 Henry Blanco, R (1, 2) OBP: 0.394, SLG: 0.440										3	0	0	0	0	1	1						
Michael Barrett, R (9, PH) OBP: 0.391, SLG: 0.548										1	0	0	0	0	0	0						
5 Ronny Cedeno, R (1, 4) OBP: 0.275, SLG: 0.338										3	0	0	0	0	0	0						
51 Juan Mateo, R (1, 1) ERA: 3.05										2	0	0	0	0	2	0						
2 Ryan Theriot, R (7, PH) OBP: 0.394, SLG: 0.483										1	0	0	0	0	1	0						
David Aardsma, R (8, 1) ERA: 5.93										0	0	0	0	0	0	0						
13 Will Ohman, L (9, 1) OBP: 1.000, SLG: 1.000										0	0	0	0	0	0	0						
<b>Inning Stats</b>	R: 0 E: 0 K: 0 S: 7	H: 0 LOB: 0 BB: 0 P: 11	R: 0 E: 0 K: 1 S: 10	H: 1 LOB: 1 BB: 0 P: 16	R: 0 E: 0 K: 1 S: 7	H: 1 LOB: 1 BB: 0 P: 10	R: 0 E: 0 K: 0 S: 14	H: 1 LOB: 1 BB: 0 P: 22	R: 0 E: 0 K: 1 S: 8	H: 0 LOB: 0 BB: 0 P: 11	R: 2 E: 0 K: 2 S: 14	H: 3 LOB: 1 BB: 0 P: 18	R: 0 E: 0 K: 1 S: 9	H: 0 LOB: 0 BB: 0 P: 15	R: 0 E: 0 K: 1 S: 7	H: 1 LOB: 0 BB: 0 P: 11	R: 1 E: 0 K: 1 S: 9	H: 1 LOB: 0 BB: 0 P: 14	1B: 5 2B: 1 3B: 1 HR: 1	SF: 0 SAC: 0 DP: 2 HBP: 0	WP: 0 PB: 0 SB: 0 CS: 0	PA: 34
<b>PITCHER</b>	IP WLS BF H R ER SO BB IBB HBP BLK WP HR S P ERA WHIP																					
29 Chris Carpenter, R (1, 1) ERA: 3.23	8.0 W 30 7 2 2 7 0 0 0 0 0 0 1 9 14 9.00 1.000																					
44 Jason Istringhausen, R (9, 1) ERA: 3.23	1.0 S 4 1 1 1 1 0 0 0 0 0 0 1 9 14 9.00 1.000																					

AB 34  
R 3  
H 8  
RBI 3  
BB 0  
SO 8  
LOB 11





Batter	1	2	3	4	5	6	7	8	9	AB	R	H	RBI	BB	SO	LOB	TOP				
11 Jimmy Rollins, S OBP: 0.342, SLG: 0.472										5	1	3	2	0	0	0	Philadelphia Phillies @ Chicago Cubs Wrigley Field, Chicago, IL Mon Aug 21 2006, 7:05 PM CDT Att: 38,950 - Clear - 76 F				
8 Shane Victorino, S OBP: 0.328, SLG: 0.430										5	0	1	0	0	0	2					
26 Chase Utley, L OBP: 0.385, SLG: 0.533										4	1	2	1	1	0	2					
6 Ryan Howard, L OBP: 0.383, SLG: 0.617										5	0	0	0	0	4	5					
Pat Burrell, R OBP: 0.380, SLG: 0.510										3	1	1	0	1	0	0					
29 Chris Roberson, S OBP: 0.179, SLG: 0.179										3	1	1	0	1	0	1					
Aaron Rowand, R OBP: 0.321, SLG: 0.425										0	0	0	0	0	0	0					
David Dellucci, L OBP: 0.398, SLG: 0.621										4	0	0	0	0	1	5					
27 Chris Coste, R OBP: 0.400, SLG: 0.554										3	1	1	2	1	0	0					
Abraham Nunez, S OBP: 0.267, SLG: 0.268										3	0	0	0	0	3	3					
21 Jon Lieber, L OBP: 0.100, SLG: 0.053										0	0	0	0	0	0	0					
4 Danny Sandoval, S OBP: 0.231, SLG: 0.136										1	0	0	0	0	0	2					
Geoff Geary, R OBP: 0.500, SLG: 0.667										0	0	0	0	0	0	0					
Arthur Rhodes, L OBP: 0.500, SLG: 0.667										0	0	0	0	0	0	0					
<b>Inning Stats</b>	R: 0 E: 0 K: 1 S: 10	H: 1 LOB: 1 BB: 0 P: 15	R: 0 E: 0 K: 2 S: 15	H: 0 LOB: 2 BB: 2 P: 29	R: 0 E: 0 K: 1 S: 13	H: 1 LOB: 1 BB: 0 P: 20	R: 4 E: 1 K: 1 S: 16	H: 2 LOB: 0 BB: 1 P: 25	R: 1 E: 0 K: 0 S: 7	H: 1 LOB: 0 BB: 0 P: 12	R: 0 E: 0 K: 1 S: 6	H: 0 LOB: 0 BB: 0 P: 11	R: 0 E: 0 K: 1 S: 8	H: 1 LOB: 1 BB: 0 P: 9	R: 1 E: 0 K: 0 S: 11	H: 2 LOB: 2 BB: 0 P: 14	R: 0 E: 0 K: 2 S: 11	H: 1 LOB: 2 BB: 1 P: 22	1B: 4 2B: 3 3B: 0 HR: 2	SF: 0 SAC: 0 DP: 0 HBP: 0	WP: 0 PA: 41 PB: 0 SB: 3 CS: 0
<b>PITCHER</b>	IP WLS BF H R ER SO BB IBB HBP BLK WP HR S P ERA WHIP																				
53 Rich Hill, L ERA: 6.44	6.0 L 27 5 5 2 6 2 1 0 0 0 0 2 67 112 3.00 1.167																				
43 Michael Wuerz, R ERA: 3.54	1.0 4 1 0 0 1 0 0 0 0 0 0 8 9 0.00 1.000																				
44 Roberto Novoa, R ERA: 4.7	1.0 5 2 1 1 0 0 0 0 0 0 0 11 14 9.00 2.000																				
13 Will Ohman, L ERA: 4.78	1.0 5 1 0 0 2 1 0 0 0 0 0 11 22 0.00 2.000																				

Batter	1	2	3	4	5	6	7	8	9	AB	R	H	RBI	BB	SO	LOB	BOTTOM				
Juan Pierre, L OBP: 0.331, SLG: 0.389										5	1	1	0	0	0	2	Philadelphia Phillies @ Chicago Cubs Wrigley Field, Chicago, IL Mon Aug 21 2006, 7:05 PM CDT Att: 38,950 - Clear - 76 F				
Cesar Izturis, S OBP: 0.299, SLG: 0.324										2	0	0	0	0	1	0					
2 Ryan Theriot, R OBP: 0.371, SLG: 0.452										2	0	0	0	0	1	2					
44 Roberto Novoa, R OBP: 0.200, SLG: 0.400										0	0	0	0	0	0	0					
13 Will Ohman, L OBP: 1.000, SLG: 1.000										5	1	4	1	0	0	1					
19 Matt Murton, R OBP: 0.360, SLG: 0.429										5	1	4	3	0	1	1					
16 Aramis Ramirez, R OBP: 0.348, SLG: 0.557										4	0	0	0	0	1	4					
29 Angel Pagán, S OBP: 0.311, SLG: 0.441										1	0	1	0	0	0	0					
Phil Nevin, R OBP: 0.317, SLG: 0.441										4	0	0	0	0	1	4					
John Mabry, L OBP: 0.315, SLG: 0.366										4	0	2	0	0	1	0					
Michael Barrett, R OBP: 0.390, SLG: 0.546										1	0	0	0	0	0	1					
24 Henry Blanco, R OBP: 0.291, SLG: 0.434										4	0	1	0	0	1	2					
5 Ronny Cedeno, R OBP: 0.273, SLG: 0.335										4	0	0	0	0	0	3					
53 Rich Hill, L OBP: 0.200, SLG: 0.214										2	0	1	0	0	0	1					
43 Michael Wuerz, R ERA: 4.04										0	0	0	0	0	0	0					
Freddie Bynum, L OBP: 0.295, SLG: 0.427										2	1	1	0	0	1	1					
<b>Inning Stats</b>	R: 0 E: 0 K: 2 S: 15	H: 2 LOB: 2 BB: 0 P: 18	R: 0 E: 0 K: 0 S: 10	H: 2 LOB: 0 BB: 0 P: 16	R: 0 E: 0 K: 1 S: 10	H: 1 LOB: 1 BB: 0 P: 14	R: 0 E: 0 K: 1 S: 10	H: 1 LOB: 1 BB: 0 P: 15	R: 0 E: 0 K: 1 S: 12	H: 2 LOB: 2 BB: 0 P: 20	R: 0 E: 0 K: 1 S: 7	H: 0 LOB: 0 BB: 0 P: 11	R: 3 E: 0 K: 0 S: 19	H: 4 LOB: 1 BB: 0 P: 25	R: 0 E: 0 K: 1 S: 13	H: 1 LOB: 1 BB: 0 P: 16	R: 2 E: 0 K: 0 S: 20	H: 3 LOB: 1 BB: 0 P: 31	1B: 12 2B: 2 3B: 1 HR: 1	SF: 0 SAC: 0 DP: 0 HBP: 0	WP: 3 PA: 42 PB: 0 SB: 0 CS: 0
<b>PITCHER</b>	IP WLS BF H R ER SO BB IBB HBP BLK WP HR S P ERA WHIP																				
21 Jon Lieber, R ERA: 5.04	6.2 W 30 11 3 3 3 0 0 0 0 0 0 6 7 4.05 1.650																				
Aaron Fultz, L ERA: 4.04	0.1 H 2 1 0 0 0 0 0 0 0 0 0 6 7 0.00 3.000																				
Geoff Geary, R ERA: 3.33	1.0 H 4 1 0 0 1 0 0 0 0 0 0 13 16 0.00 1.000																				
Arthur Rhodes, L ERA: 5.22	1.0 S 6 3 2 2 0 0 0 0 0 0 1 20 31 18.00 3.000																				

AB	37
R	6
H	9
RBI	5
BB	4
SO	9
LOB	22





Batter	1	2	3	4	5	6	7	8	9	AB	R	H	RBI	BB	SO	LOB	TOP						
8 Shane Victorino, S OBP: 0.333, SLG: 0.431	4-2 6 HBP 4 1B G5-3 BB		1-2 4 CS 1B		0-2 L6	0-0 4 BB 1B		0-0 P4		4	1	2	1	1	0	0	<b>Philadelphia Phillies @ Chicago Cubs</b> Wrigley Field, Chicago, IL Tue Aug 22 2006, 7:05 PM CDT Att: 38,770 - Clear - 80 F						
4 Danny Sandoval, S OBP: 0.290, SLG: 0.192	2-0 6 HBP G5-3 1B		2-1 11 3B 1B		0-2 G6-3	4-1 1-2 2-3 BB		1-0 G3-1		4	1	2	0	1	0	0							
11 Jimmy Rollins, S OBP: 0.341, SLG: 0.473	1-1 F9		1-0 6 G3 3B		3-1 G6-3	3-1 P2		3-2 G4-3		5	1	1	1	0	0	5							
6 Ryan Howard, L OBP: 0.383, SLG: 0.614	1-2 G5-3 HBP		1-2 G3		1-2 G3	1-3 K		2-2 G3		4	1	1	1	0	1	0							
Pat Burrell, R Aron Fultz, L Rick White, R	2-1 G5-3		3-H K		3-2 E4 2B	2-3 K				4	1	1	2	0	2	2							
63 Ryan Madson, L Mike Lieberthal, R	1-2 2-3 3-H P5		1-3 K		0-2 L5	2-2 E6				4	0	0	0	0	0	3							
David Dellucci, L Abraham Nunez, S		1-2 F7		2-0 F7	0-2 1B 8 1B	2-3 K				4	1	1	1	0	1	1							
Jamie Moyer, L 29 Chris Roberson, S		1-1 L8		0-2 1B	2-1 4 BB 8 1B 1B			3-2 G6-3		4	0	2	0	0	0	0							
Inning Stats	R: 1 E: 0 K: 0 S: 12	H: 1 LOB: 2 BB: 1 P: 23	R: 0 E: 0 K: 0 S: 8	H: 0 LOB: 0 BB: 0 P: 11	R: 2 E: 0 K: 1 S: 13	H: 3 LOB: 0 BB: 0 P: 19	R: 0 E: 0 K: 1 S: 11	H: 1 LOB: 1 BB: 0 P: 15	R: 0 E: 0 K: 0 S: 9	H: 0 LOB: 0 BB: 0 P: 12	R: 3 E: 1 K: 1 S: 23	H: 5 LOB: 3 BB: 1 P: 39	R: 0 E: 1 K: 3 S: 14	H: 0 LOB: 1 BB: 0 P: 21	R: 0 E: 0 K: 0 S: 11	H: 0 LOB: 0 BB: 0 P: 17		R: 0 E: 0 K: 0 S: 8	H: 0 LOB: 0 BB: 0 P: 14	1B: 7 2B: 2 3B: 1 HR: 0	SF: 0 SAC: 0 DP: 0 HBP: 1	WP: 0 PB: 0 SB: 0 CS: 1	PA: 40
PITCHER Ryan O'Malley, L Glendon Rusch, L David Aardsma, R 43 Michael Wuertz, R Bob Howry, R	(1, 1) ERA: 2.13	IP: 4.2 WLS: L BF: 20	H: 5 R: 3 ER: 3 SO: 2	BB: 1 IBB: 0 HBP: 1 BLK: 0	WP: 0 HR: 0 S: 51 P: 75	ERA: 5.79 WHIP: 1.286	(9, 1) ERA: 3.77	IP: 1.0 WLS: 3 BF: 0	H: 0 R: 0 ER: 0 SO: 0	BB: 0 IBB: 0 HBP: 0 BLK: 0	WP: 0 HR: 0 S: 8 P: 14	ERA: 0.00 WHIP: 0.000											

Batter	1	2	3	4	5	6	7	8	9	AB	R	H	RBI	BB	SO	LOB	BOTTOM						
Juan Pierre, L OBP: 0.330, SLG: 0.388	0-2 16 CS E1		1-1 G1-3		2-1 2-H 3-H 1B		0-1 G3		0-2 G3-1	5	0	1	2	0	0	2	<b>Philadelphia Phillies @ Chicago Cubs</b> Wrigley Field, Chicago, IL Tue Aug 22 2006, 7:05 PM CDT Att: 38,770 - Clear - 80 F						
2 Ryan Theriot, R OBP: 0.359, SLG: 0.457	1 SAFE L4			0-0 G4-3	1-2 F9		3-2 16 CS 2B			4	0	1	0	0	0	2							
16 Aramis Ramirez, R Phil Nevin, R	1 SAFE 1 SAFE P3		1-1 G6-3		4-1 S BB	2-3 K		0-1 CS		3	0	0	0	1	1	1							
Jacque Jones, L OBP: 0.318, SLG: 0.491		2-2 CI 19 G1-3		1-2 K	1-2 19 FC6-4 1B		0-2 G1-3			4	1	1	0	0	1	1							
19 Matt Murton, R OBP: 0.356, SLG: 0.423		1-0 G1-3		1-3 K	1-0 G5-3	2-1 FC6-4 1B		0-1 L6		4	0	0	0	0	0	3							
24 Henry Blanco, R OBP: 0.303, SLG: 0.451		0-0 F9			2-1 SH5-4 1B	3-2 1B		1-2 WP 2B		4	1	3	1	0	0	1							
5 Ronny Cedeno, R Freddie Bynum, L			0-0 L5		1-1 SH5-4 1B	1-2 1B		1-0 F8		3	1	1	0	0	0	2							
Ryan O'Malley, R Glendon Rusch, L David Aardsma, R 43 Michael Wuertz, R 27 Buck Coats, L Bob Howry, L 46 Ryan Dempster, R John Mabry, L	(1, 1) ERA: 4.39	IP: 6.0 WLS: W BF: 26	H: 6 R: 3 ER: 3 SO: 4	BB: 1 IBB: 0 HBP: 0 BLK: 0	WP: 0 HR: 0 S: 58 P: 94	ERA: 4.50 WHIP: 1.167	(9, 1) ERA: 5.65	IP: 1.0 WLS: S BF: 5	H: 1 R: 0 ER: 0 SO: 0	BB: 1 IBB: 0 HBP: 0 BLK: 0	WP: 1 PB: 0 SB: 2 CS: 2	PA: 38											
Inning Stats	R: 0 E: 1 K: 0 S: 7	H: 0 LOB: 1 BB: 0 P: 10	R: 0 E: 1 K: 0 S: 7	H: 0 LOB: 1 BB: 0 P: 11	R: 0 E: 0 K: 1 S: 6	H: 0 LOB: 0 BB: 0 P: 9	R: 0 E: 0 K: 2 S: 8	H: 0 LOB: 1 BB: 1 P: 16	R: 2 E: 0 K: 0 S: 12	H: 3 LOB: 1 BB: 0 P: 19	R: 1 E: 0 K: 1 S: 18	H: 3 LOB: 2 BB: 0 P: 29	R: 0 E: 0 K: 1 S: 9	H: 1 LOB: 0 BB: 0 P: 12	R: 0 E: 0 K: 0 S: 6	H: 0 LOB: 0 BB: 0 P: 9		R: 0 E: 0 K: 0 S: 10	H: 1 LOB: 2 BB: 1 P: 16	1B: 6 2B: 2 3B: 0 HR: 0	SF: 0 SAC: 1 DP: 0 HBP: 0	WP: 1 PB: 0 SB: 2 CS: 2	PA: 38
PITCHER Jamie Moyer, L Aron Fultz, L Rick White, R 63 Ryan Madson, R	(1, 1) ERA: 4.39	IP: 6.0 WLS: H BF: 3	H: 6 R: 3 ER: 3 SO: 4	BB: 1 IBB: 0 HBP: 0 BLK: 0	WP: 0 HR: 0 S: 7 P: 10	ERA: 0.00 WHIP: 0.000	(9, 1) ERA: 5.65	IP: 1.0 WLS: S BF: 5	H: 1 R: 0 ER: 0 SO: 0	BB: 1 IBB: 0 HBP: 0 BLK: 0	WP: 1 PB: 0 SB: 2 CS: 2	PA: 38											



Batter	1	2	3	4	5	6	7	8	9	AB R H RBI BB SO LOB	TOP											
11 Jimmy Rollins, S OBP: 0.343, SLG: 0.474	4-2 BB BB		2-3 K		4-1 BB WP BB		1-2 F7		0-0 2B	3 0 1 1 2 1 0	<b>Philadelphia Phillies @ Chicago Cubs</b> <b>Wrigley Field, Chicago, IL</b> Wed Aug 23 2006, 7:05 PM CDT Att: 39,470 - Cloudy - 79 F											
8 Shane Victorino, S OBP: 0.336, SLG: 0.433	0-1 BB 1B		1-3 K		1-1 BB 1B			0-1 G4-3		4 0 2 0 0 1 0												
26 Chase Utley, L OBP: 0.384, SLG: 0.530	2-0 P6		2-3 K		3-3 K			1-0 HBP		3 0 0 0 0 2 4												
6 Ryan Howard, L OBP: 0.382, SLG: 0.617	2-0 F7			2-1 L8		3-1 HR		1-3 K		4 1 1 1 0 1 3												
Pat Burrell, R OBP: 0.377, SLG: 0.505	4-2 BB		2-2 F8		1-3 K			2-2 F8		3 0 0 0 1 1 1												
29 Chris Roberson, S OBP: 0.172, SLG: 0.172	1-2 BB		0-0 BB		0-0 G4-3			2-2 F7		0 0 0 0 0 0 0												
David Dellucci, L OBP: 0.393, SLG: 0.611	0-3 K		0-0 BB 1B		0-0 G4-3			2-2 F7		4 0 1 0 0 1 3												
Mike Lieberthal, R OBP: 0.299, SLG: 0.407		1-0 F9		0-1 P4		1-0 F9		1-1 G5-3		4 0 0 0 0 0 1												
Abraham Nunez, S OBP: 0.270, SLG: 0.269		3-2 G4-3			0-0 G3		0-1 G6-3	4-2 1B 2B BB		3 1 0 0 1 0 0												
39 Brett Myers, R OBP: 0.080, SLG: 0.042	1-3 K		1-3 K		1-3 K		3-2 G4-3	0-1 1B 2B		3 0 0 0 0 2 0												
Joe Thurston, L OBP: 1.000, SLG: 1.000								1-2 1B		1 0 1 0 0 0 0												
Arthur Rhodes, L										0 0 0 0 0 0 0												
Geoff Geary, R OBP: 0.500, SLG: 0.667										0 0 0 0 0 0 0												
<b>Inning Stats</b>	R: 0 E: 0 K: 1 S: 12	H: 1 LOB: 3 BB: 2 P: 24	R: 0 E: 0 K: 1 S: 8	H: 0 LOB: 0 BB: 0 P: 13	R: 0 E: 0 K: 3 S: 10	H: 0 LOB: 0 BB: 0 P: 15	R: 0 E: 0 K: 0 S: 8	H: 1 LOB: 1 BB: 0 P: 12	R: 0 E: 0 K: 2 S: 10	H: 1 LOB: 2 BB: 1 P: 19	R: 0 E: 0 K: 1 S: 7	H: 0 LOB: 0 BB: 0 P: 12	R: 0 E: 0 K: 0 S: 11	H: 0 LOB: 0 BB: 0 P: 15	R: 0 E: 0 K: 1 S: 8	H: 0 LOB: 1 BB: 0 P: 12	R: 1 E: 0 K: 0 S: 11	H: 2 LOB: 2 BB: 1 P: 18	1B: 4 2B: 1 3B: 0 HR: 1	SF: 0 SAC: 0 DP: 0 HBP: 1	WP: 1 PB: 0 SB: 0 CS: 0	PA: 37
<b>PITCHER</b>	IP WLS BF H R ER SO BB IBB HBP BLK WP HR S P ERA WHIP																					
37 Angel Guzman, R ERA: 5.84	(1, 1) 6.0 25 4 1 1 8 3 0 0 0 1 1 55 95 1.50 1.167																					
David Aardsma, R ERA: 5.57	(7, 1) 1.1 4 0 0 0 0 0 0 0 0 0 0 13 17 0.00 0.000																					
13 Will Ohman, L ERA: 4.73	(8, 1) 0.2 3 0 0 0 1 0 0 0 1 0 0 6 10 0.00 0.000																					
Bob Howry, R ERA: 3.19	(9, 1) 1.0 L 5 2 1 1 0 1 0 0 0 0 0 0 11 18 9.00 3.000																					

Batter	1	2	3	4	5	6	7	8	9	AB R H RBI BB SO LOB	BOTTOM											
Juan Pierre, L OBP: 0.329, SLG: 0.385	4-0 CS BB			3-2 P6		0-2 P5			3-2 L7	3 0 0 0 1 0 0	<b>Philadelphia Phillies @ Chicago Cubs</b> <b>Wrigley Field, Chicago, IL</b> Wed Aug 23 2006, 7:05 PM CDT Att: 39,470 - Cloudy - 79 F											
Freddie Bynum, L OBP: 0.293, SLG: 0.418	3-2 G4-3			2-3 K			2-2 CS 1B	2-2 P5	3 0 1 0 0 1 1	1 0 0 0 0 0 0												
Phil Nevin, R OBP: 0.315, SLG: 0.437	1-2 BB			1-2 K 2B			0-3 K	2-2 G6-3	4 0 1 0 0 2 1													
16 Aramis Ramirez, R OBP: 0.346, SLG: 0.553				1-3 K			1-2 CS 2B		3 0 1 0 0 1 1													
Jacque Jones, L OBP: 0.318, SLG: 0.492		3-1 G4-3					1-2 CS 2B		3 0 0 0 0 0 1													
Michael Barrett, R OBP: 0.387, SLG: 0.541		1-0 F8			0-0 G6-3		1-0 F9		3 0 0 0 0 0 1													
John Mabry, L OBP: 0.314, SLG: 0.360		3-2 G3-1			2-1 F8			0-0 L8	3 0 0 0 0 0 0													
19 Matt Murton, R OBP: 0.356, SLG: 0.432			2-3 K		3-2 F8			2-0 HR	3 1 1 1 0 1 0													
5 Ronny Cedeno, R OBP: 0.271, SLG: 0.333			1-3 K			1-1 G5-3		0-3 K	3 0 0 0 0 2 0													
37 Angel Guzman, R ERA: 5.84	(1, 1) 6.0 25 4 1 1 8 3 0 0 0 1 1 55 95 1.50 1.167																					
27 Buck Cozart, L ERA: 5.18	(6, PH) 0.2 3 0 0 0 1 0 0 0 0 0 0 6 10 0.00 0.000																					
David Aardsma, R ERA: 5.57	(7, 1) 1.1 4 0 0 0 0 0 0 0 0 0 0 13 17 0.00 0.000																					
13 Will Ohman, L ERA: 4.73	(8, 1) 0.2 3 0 0 0 1 0 0 0 1 0 0 6 10 0.00 0.000																					
29 Angel Pagan, S ERA: 3.64	(8, PH) 0.2 3 0 0 0 1 0 0 0 1 0 0 6 10 0.00 0.000																					
Bob Howry, L ERA: 3.19	(9, 1) 1.0 L 5 2 1 1 0 1 0 0 0 0 0 0 11 18 9.00 3.000																					
<b>Inning Stats</b>	R: 0 E: 0 K: 1 S: 7	H: 0 LOB: 0 BB: 1 P: 14	R: 0 E: 0 K: 0 S: 6	H: 0 LOB: 0 BB: 0 P: 13	R: 0 E: 0 K: 3 S: 9	H: 0 LOB: 0 BB: 0 P: 12	R: 0 E: 0 K: 2 S: 15	H: 1 LOB: 1 BB: 0 P: 22	R: 0 E: 0 K: 0 S: 6	H: 0 LOB: 0 BB: 0 P: 11	R: 0 E: 0 K: 1 S: 8	H: 0 LOB: 0 BB: 0 P: 11	R: 0 E: 0 K: 1 S: 11	H: 2 LOB: 1 BB: 0 P: 15	R: 1 E: 0 K: 1 S: 7	H: 1 LOB: 0 BB: 0 P: 11	R: 0 E: 0 K: 0 S: 10	H: 0 LOB: 0 BB: 0 P: 17	1B: 1 2B: 2 3B: 0 HR: 1	SF: 0 SAC: 0 DP: 0 HBP: 0	WP: 0 PB: 0 SB: 0 CS: 2	PA: 30
<b>PITCHER</b>	IP WLS BF H R ER SO BB IBB HBP BLK WP HR S P ERA WHIP																					
39 Brett Myers, R ERA: 4.23	(1, 1) 6.0 27 4 1 1 9 1 0 0 0 0 0 69 109 1.12 0.625																					
Arthur Rhodes, L ERA: 5.18	(9, 1) 0.1 H 1 0 0 0 0 0 0 0 0 0 0 3 6 0.00 0.000																					
Geoff Geary, R ERA: 3.3	(9, 1) 0.2 S 2 0 0 0 0 0 0 0 0 0 0 7 11 0.00 0.000																					





Batter	1	2	3	4	5	6	7	8	9	AB	R	H	RBI	BB	SO	LOB	TOP								
11 Jimmy Rollins, S OBP: 0.341, SLG: 0.471 52 Fabio Castro, L Rick White, R Mike Lieberthal, R OBP: 0.297, SLG: 0.405	1-1 P3		0-1 G6-3		2-3 K		3-2 G4-3		0-0 F8	3	0	0	0	0	1	0	Philadelphia Phillies @ Chicago Cubs Wrigley Field, Chicago, IL Thu Aug 24 2006, 1:20 PM CDT Att: 39,464 - Cloudy - 83 F								
8 Shane Victorino, S OBP: 0.338, SLG: 0.429	4-2 FC5-4 BB		3-3 K		2-1 F7			1-2 FC4-6 HBP		2	0	0	0	1	1	0									
26 Chase Utley, L 29 Chris Roberson, S OBP: 0.167, SLG: 0.167	1-1 FC5-4 6 WP 1B		2-2 2B		1-0 P5			0-2 FC4-6 6 WP		3	1	1	0	0	0	1									
6 Ryan Howard, L OBP: 0.381, SLG: 0.614	3-2 1B		0-0 F8		3-3 K			1-3 K		4	0	1	1	0	2	2									
David Dellucci, L OBP: 0.392, SLG: 0.607 4 Danny Sandoval, S OBP: 0.281, SLG: 0.185	0-0 1B				2-2 E1			0-1 G3-1		3	0	1	0	0	0	0									
27 Chris Coste, R OBP: 0.395, SLG: 0.543	2-2 G5-3				0-0 F8					4	0	1	0	0	0	3									
Joe Thurston, L OBP: 0.800, SLG: 0.800		2-1 B1-3		0-1 FC3-6			0-1 G3 1B		0-1 FC3-6 1B	4	1	2	0	0	0	1									
Abraham Nunez, S OBP: 0.266, SLG: 0.264		1-3 K		0-3 K			0-0 G3		0-2 FC3-6 2B	4	0	0	0	0	2	3									
35 Cole Hamels, L OBP: 0.278, SLG: 0.138 48 Brian Sanches, R José Hernández, R OBP: 0.336, SLG: 0.366	2-3 K				1-3 K		0-1 G4-3 1B		2-2 2B	1	0	0	0	0	1	0									
									1-3 2B	0	0	0	0	0	0	0									
										3	0	2	1	0	1	0									
<b>Inning Stats</b>	R: 1 E: 0 K: 0 S: 14	H: 2 LOB: 2 BB: 1 P: 25	R: 0 E: 0 K: 2 S: 9	H: 0 LOB: 0 BB: 0 P: 14	R: 0 E: 0 K: 1 S: 9	H: 1 LOB: 1 BB: 0 P: 14	R: 0 E: 0 K: 1 S: 10	H: 1 LOB: 1 BB: 0 P: 11	R: 0 E: 0 K: 2 S: 8	H: 0 LOB: 0 BB: 0 P: 13	R: 0 E: 1 K: 0 S: 9	H: 2 LOB: 0 BB: 0 P: 12	R: 0 E: 0 K: 1 S: 10	H: 0 LOB: 1 BB: 0 P: 12	R: 0 E: 0 K: 0 S: 13	H: 2 LOB: 2 BB: 0 P: 16	1B: 5 2B: 3 3B: 0 HR: 0	SF: 0 SAC: 0 DP: 1 HBP: 1	WP: 2 PB: 0 SB: 0 CS: 0	PA: 37					
<b>PITCHER</b>	IP ERA WHIP	WLS BF	H R ER SO	BB IBB HBP BLK	WP HR S P	ERA WHIP	<b>PITCHER</b>										IP WLS BF H R ER SO BB IBB HBP BLK WP HR S P ERA WHIP								
38 Carlos Zambrano, R ERA: 3.31 Jae Kuk Ryu, R ERA: 14.54	7.0 2.0	W 9	28 2	6 0	2 0	2 0	7 1	0 0	0 0	0 1	0 0	67 23	103 28	2.57 0.00	1.000 1.000										

Batter	1	2	3	4	5	6	7	8	9	AB	R	H	RBI	BB	SO	LOB	BOTTOM										
Juan Pierre, L OBP: 0.326, SLG: 0.386 27 Buck Coats, L	1-2 E6 16 3B		3-2 G4-3		1-1 F7			0-0 F7		5	1	1	0	0	0	0	Philadelphia Phillies @ Chicago Cubs Wrigley Field, Chicago, IL Thu Aug 24 2006, 1:20 PM CDT Att: 39,464 - Cloudy - 83 F										
2 Ryan Theriot, R OBP: 0.364, SLG: 0.450	1-2 16 3B	1-0 2B		1-2 K	1-1 L4			0-1 G4-3		5	1	2	0	0	1	0											
16 Aramis Ramirez, R John Mabry, L OBP: 0.314, SLG: 0.360	0-0 FC5-2 19 3B		0-1 19 1B	1-1 HR		1-2 F7		0-2 G6-3		5	2	3	3	0	0	0											
Phil Nevin, R OBP: 0.320, SLG: 0.450	3-1 P2		0-0 19 1B	2-2 HR		0-0 FC6-4 1B				4	2	3	1	0	0	1											
19 Matt Murton, R OBP: 0.355, SLG: 0.429	0-0 FC5-2 WP HR		1-2 29 1B	1-3 K		0-0 F9				4	2	1	2	0	1	2											
Michael Barrett, R OBP: 0.388, SLG: 0.548	3-1 HR		0-2 E9 29 1B	4-2 29 1B		0-2 FC6-4				3	2	1	2	1	0	2											
29 Ángel Pagán, S Jae Kuk Ryu, R OBP: 0.315, SLG: 0.466	1-0 F7		1-0 HR	1-1 1B			1-1 L8			4	1	2	3	0	0	0											
5 Ronny Cedeno, R OBP: 0.269, SLG: 0.329		1-1 G4-3	2-2 F9	3-3 K			0-1 G4-3			4	0	0	0	0	1	2											
38 Carlos Zambrano, S Freddie Bynum, L OBP: 0.289, SLG: 0.413		0-2 G5-3	1-3 K		1-3 K		2-3 K			3	0	0	0	0	2	0											
										1	0	0	0	0	1	0											
<b>Inning Stats</b>	R: 4 E: 1 K: 0 S: 14	H: 3 LOB: 0 BB: 0 P: 23	R: 0 E: 0 K: 0 S: 9	H: 2 LOB: 2 BB: 0 P: 12	R: 5 E: 1 K: 1 S: 20	H: 4 LOB: 0 BB: 0 P: 28	R: 2 E: 0 K: 3 S: 20	H: 3 LOB: 2 BB: 1 P: 33	R: 0 E: 0 K: 1 S: 7	H: 0 LOB: 0 BB: 0 P: 10	R: 0 E: 0 K: 0 S: 11	H: 1 LOB: 1 BB: 0 P: 12	R: 0 E: 0 K: 1 S: 7	H: 0 LOB: 0 BB: 0 P: 10	R: 0 E: 0 K: 0 S: 6	H: 0 LOB: 0 BB: 0 P: 6	1B: 7 2B: 1 3B: 1 HR: 4	SF: 0 SAC: 0 DP: 0 HBP: 0	WP: 2 PB: 0 SB: 0 CS: 0	PA: 39							
<b>PITCHER</b>	IP ERA WHIP	WLS BF	H R ER SO	BB IBB HBP BLK	WP HR S P	ERA WHIP	<b>PITCHER</b>										IP WLS BF H R ER SO BB IBB HBP BLK WP HR S P ERA WHIP										
35 Cole Hamels, L ERA: 4.79 48 Brian Sanches, R ERA: 6.38 52 Fabio Castro, L ERA: 1.4 Rick White, R ERA: 4.68	1.1 2.0 3.0 1.0	L 10	16 3	9 2	5 2	0 4	0 1	0 0	0 0	0 0	0 0	0 2	33 30	47 49	9.00 2.000	0.00 0.333	0.000 0.000										









Batter	1	2	3	4	5	6	7	8	9	AB	R	H	RBI	BB	SO	LOB	TOP			
Juan Pierre, L (1,8) OBP: 0.325, SLG: 0.382	G6-3		G4-3			G6-3			G4-3 1B	4	0	1	0	0	0	0	<b>Chicago Cubs @ St. Louis Cardinals</b> Busch Stadium, St. Louis, MO Sat Aug 26 2006, 12:20 PM CDT Att: 46,036 - Cloudy - 78 F			
Freddie Bynum, L (1,4) OBP: 0.286, SLG: 0.420	F7			G3			K		G4-3	4	0	0	0	0	1	1				
16 Aramis Ramirez, R (1,5) OBP: 0.348, SLG: 0.561	G4-3			P2			G6-3			3	0	0	0	0	0	0				
Michael Barrett, R (1,2) OBP: 0.381, SLG: 0.537				G5-3			K			3	0	0	0	0	2	0				
Jacque Jones, L (1,9) OBP: 0.317, SLG: 0.486									G4-3	2	0	0	0	1	1	0				
Phil Nevin, R (1,3) OBP: 0.322, SLG: 0.460	F9									3	1	2	1	0	0	1				
19 Matt Murton, R (1,7) OBP: 0.351, SLG: 0.424	FC4-6								HR	3	0	0	0	0	0	2				
5 Ronny Cedeno, R (1,6) OBP: 0.267, SLG: 0.326										3	0	0	0	0	1	0				
53 Rich Hill, L (1,1) OBP: 0.176, SLG: 0.188										2	0	0	0	0	0	0				
Bob Howry, L (8,1) OBP: 1.000, SLG: 1.000										0	0	0	0	0	0	0				
29 Angel Pagán, S (9,PH) OBP: 0.318, SLG: 0.471										1	0	0	0	0	0	0				
44 Roberto Novoa, R (9,1) OBP: 0.200, SLG: 0.400										0	0	0	0	0	0	0				
<b>Inning Stats</b>	R: 0 E: 0 K: 0 S: 6	H: 0 LOB: 0 BB: 0 P: 11	R: 0 E: 0 K: 1 S: 12	H: 0 LOB: 1 BB: 1 P: 20	R: 0 E: 0 K: 1 S: 9	H: 0 LOB: 0 BB: 0 P: 12	R: 0 E: 0 K: 0 S: 6	H: 1 LOB: 0 BB: 0 P: 11	R: 0 E: 0 K: 0 S: 7	H: 0 LOB: 0 BB: 0 P: 12	R: 0 E: 0 K: 2 S: 13	H: 0 LOB: 0 BB: 0 P: 18	R: 1 E: 0 K: 0 S: 5	H: 1 LOB: 0 BB: 0 P: 6	R: 0 E: 0 K: 0 S: 4	H: 1 LOB: 0 BB: 0 P: 7	1B: 2 2B: 0 3B: 0 HR: 1	SF: 0 SAC: 0 DP: 2 HBP: 0	WP: 0 PB: 0 SB: 0 CS: 0	PA: 29
<b>PITCHER</b>	IP WLS BF H R ER SO BB IBB HBP BLK WP HR S P ERA WHIP																			
29 Chris Carpenter, R (1,1) ERA: 2.96	8.0		26	2	1	1	5	1	0	0	0	0	0	0	1	64	100	1.12	0.375	
34 Randy Flores, L (9,1) ERA: 4.71	1.0	W	3	1	0	0	0	0	0	0	0	0	0	0	4	7	0.00	1.000		

AB	28
R	1
H	3
RBI	1
BB	1
SO	5
LOB	4



Batter	1	2	3	4	5	6	7	8	9	AB	R	H	RBI	BB	SO	LOB	BOTTOM					
Aaron Miles, S (1,6) OBP: 0.336, SLG: 0.349	L9		F9		G4-3					4	0	1	0	0	0	2	<b>Chicago Cubs @ St. Louis Cardinals</b> Busch Stadium, St. Louis, MO Sat Aug 26 2006, 12:20 PM CDT Att: 46,036 - Cloudy - 78 F					
16 Chris Duncan, L (1,7) OBP: 0.394, SLG: 0.635	P6									3	0	0	0	0	0	1						
So Taguchi, R (7,7) OBP: 0.330, SLG: 0.351										0	0	0	0	0	0	0						
15 Jim Edmonds, L (8,PH) OBP: 0.356, SLG: 0.475										1	0	0	0	0	1	2						
5 Albert Pujols, R (1,3) OBP: 0.424, SLG: 0.668	K									3	0	0	0	1	1	0						
27 Scott Rolen, R (1,5) OBP: 0.383, SLG: 0.546										4	0	0	0	0	1	3						
43 Juan Encarnacion, R (1,8) OBP: 0.309, SLG: 0.453										4	0	1	0	0	0	0						
3 Preston Wilson, R (1,9) OBP: 0.306, SLG: 0.410										4	1	1	0	0	0	1						
Ronnie Belliard, R (1,4) OBP: 0.333, SLG: 0.495										4	0	0	0	0	0	1						
Gary Bennett, R (1,2) OBP: 0.282, SLG: 0.343										4	1	3	2	0	0	0						
29 Chris Carpenter, R (1,1) ERA: 5.81										2	0	2	0	0	0	0						
Bob Howry, R (8,1) ERA: 3.09										0	0	0	0	0	0	0						
44 Roberto Novoa, R (9,1) ERA: 4.79										0	0	0	0	0	0	0						
<b>Inning Stats</b>	R: 0 E: 0 K: 1 S: 11	H: 0 LOB: 0 BB: 0 P: 16	R: 0 E: 0 K: 1 S: 6	H: 0 LOB: 0 BB: 0 P: 10	R: 1 E: 0 K: 0 S: 12	H: 2 LOB: 1 BB: 0 P: 20	R: 0 E: 0 K: 0 S: 7	H: 1 LOB: 1 BB: 0 P: 11	R: 0 E: 0 K: 0 S: 11	H: 1 LOB: 1 BB: 0 P: 16	R: 0 E: 0 K: 0 S: 8	H: 0 LOB: 0 BB: 0 P: 12	R: 0 E: 0 K: 0 S: 6	H: 0 LOB: 0 BB: 0 P: 8	R: 0 E: 0 K: 1 S: 11	H: 2 LOB: 3 BB: 1 P: 18	R: 1 E: 0 K: 0 S: 7	H: 2 LOB: 1 BB: 0 P: 12	1B: 7 2B: 0 3B: 0 HR: 1	SF: 0 SAC: 1 DP: 0 HBP: 0	WP: 1 PB: 0 SB: 1 CS: 0	PA: 35
<b>PITCHER</b>	IP WLS BF H R ER SO BB IBB HBP BLK WP HR S P ERA WHIP																					
53 Rich Hill, L (1,1) ERA: 5.81	7.0		25	4	1	1	2	0	0	0	0	0	0	0	0	61	93	1.29	0.571			
Bob Howry, R (8,1) ERA: 3.09	1.0		6	2	0	0	1	0	1	0	0	0	0	0	11	18	0.00	2.000				
44 Roberto Novoa, R (9,1) ERA: 4.79	0.2	L	4	2	1	1	0	0	0	0	0	0	0	7	12	13.50	3.000					

AB	33
R	2
H	8
RBI	2
BB	1
SO	3
LOB	10













Batter	1	2	3	4	5	6	7	8	9	10	11	AB	R	H	RBI	BB	SO	LOB	TOP							
Juan Pierre, L OBP: 0.329, SLG: 0.387 (1, 8)	G4-3	G6-3		F7		G4-3			F7		FC1-6 BB	5	0	0	1	1	0	1								
Freddie Bynum, L OBP: 0.292, SLG: 0.406 (1, 4)	G3-1	K			K		K		2B		FC1-6 16 BB 25 1B	6	1	1	0	0	3	2								
16 Aramis Ramirez, R OBP: 0.352, SLG: 0.559 (1, 5)	1B				1B				2B		25 1B	3	3	3	0	3	0	0								
25 Derrek Lee, R OBP: 0.377, SLG: 0.426 (1, 3)	1B			F8		F8		F7		1B	1B	6	0	3	1	0	0	3								
Michael Barrett, R OBP: 0.375, SLG: 0.530 46 Ryan Dempster, R (11, 1)	K		G1		1B				G6-4-3		F9	6	0	2	1	0	1	8								
19 Matt Murton, R OBP: 0.352, SLG: 0.421 (1, 7)					E3						P2	5	1	2	1	1	1	3								
29 Angel Pagán, S OBP: 0.314, SLG: 0.453 (1, 9)					1B							4	1	1	0	1	0	3								
2 Ryan Theriot, R OBP: 0.353, SLG: 0.400 Jacques Jones, L OBP: 0.322, SLG: 0.491 David Aardsma, R (10, 1)					L6			G4-3		G1-6-3	K	3	0	0	0	1	0	0								
24 Henny Blanco, R OBP: 0.301, SLG: 0.448 (11, 2)											K	1	0	0	0	0	1	1								
38 Carlos Zambrano, S PHI: 0.311, SLG: 0.442 43 Michael Wuerztz, R OBP: 0.306, SLG: 0.442 Bob Howry, L OBP: 0.288, SLG: 0.333 5 Ronny Paulino, R OBP: 0.267, SLG: 0.334 (10, 6)											K	0	0	0	0	0	0	1								
<b>Inning Stats</b>	R: 0 E: 0 K: 1 S: 11	H: 2 LOB: 2 BB: 0 P: 17	R: 2 E: 0 K: 2 S: 15	H: 0 LOB: 1 BB: 3 P: 32	R: 1 E: 0 K: 0 S: 11	H: 2 LOB: 1 BB: 0 P: 18	R: 0 E: 0 K: 0 S: 9	H: 0 LOB: 0 BB: 0 P: 12	R: 1 E: 1 K: 1 S: 23	H: 3 LOB: 2 BB: 0 P: 34	R: 0 E: 0 K: 1 S: 11	H: 0 LOB: 0 BB: 0 P: 13	R: 1 E: 0 K: 2 S: 11	H: 1 LOB: 1 BB: 1 P: 21	R: 0 E: 0 K: 1 S: 6	H: 0 LOB: 0 BB: 0 P: 8	R: 0 E: 0 K: 0 S: 11	H: 2 LOB: 2 BB: 1 P: 17	R: 0 E: 0 K: 2 S: 8	H: 1 LOB: 1 BB: 0 P: 11	R: 1 E: 0 K: 0 S: 15	H: 1 LOB: 2 BB: 2 P: 29	1B: 10 2B: 2 3B: 0 HR: 0	SF: 0 SAC: 0 DP: 1 HBP: 0	WP: 2 PB: 0 SB: 0 CS: 0	PA: 51
<b>PITCHER</b>	28 Paul Maholm, L ERA: 4.84 (1, 1)	IP: 5.0 WLS: 0 BF: 25 H: 7 R: 4 ER: 3 SO: 4 BB: 3 IBB: 0 HBP: 0 BLK: 0 WP: 1 HR: 0 S: 69 P: 113 ERA: 5.40 WHIP: 2.000	39 Marty McLeary, R ERA: 4.5 (6, 1)	2.0 8 1 1 1 2 1 0 0 0 0 1 0 22 34 4.50 1.000	34 John Grabow, L ERA: 3.82 (8, 1)	1.1 6 1 0 0 1 0 1 0 0 0 0 10 17 0.00 0.750	16 Salomon Torres, R ERA: 3.76 (9, 1)	1.2 6 2 0 0 2 0 0 0 0 0 0 15 19 0.00 1.200	Damaso Marte, L ERA: 4.13 (11, 1)	0.1 2 0 1 1 0 1 0 0 0 0 0 3 7 27.00 3.000	<b>PITCHER</b>	55 Matt Capps, R ERA: 3.5 (11, 1)	IP: 0.2 WLS: 0 BF: 4 H: 1 R: 0 ER: 0 SO: 0 BB: 1 IBB: 0 HBP: 0 BLK: 0 WP: 0 HR: 0 S: 12 P: 22 ERA: 0.00 WHIP: 3.000													

Chicago Cubs @ Pittsburgh Pirates  
PNC Park, Pittsburgh, PA  
Tue Aug 29 2006, 7:05 PM EDT  
Att: 14,618 - Cloudy - 73 F

AB	44
R	6
H	12
RBI	4
BB	7
SO	9
LOB	24



Batter	1	2	3	4	5	6	7	8	9	10	11	AB	R	H	RBI	BB	SO	LOB	BOTTOM
6 Chris Duffy, L OBP: 0.271, SLG: 0.277 (1, 8)	B1-3		P2				SH1-4		G5-3		BB IBB	4	0	1	1	1	0	1	
José Bautista, R OBP: 0.351, SLG: 0.446 (9, 9)	K			G5-3		K		K			BB IBB	5	0	0	1	1	4	3	
12 Freddy Sanchez, R OBP: 0.584, SLG: 0.490 (1, 6)	F9			G4-3		K					P5	5	0	1	1	0	1	2	
Jason Bay, R OBP: 0.400, SLG: 0.541 (1, 7)			G6-3		P3		F7		L6			4	0	0	0	1	0	1	
Xavier Nady, R OBP: 0.348, SLG: 0.481 (9, 3)			K								G1-6-3 BB	5	2	3	0	0	1	1	
26 Ronny Paulino, R OBP: 0.389, SLG: 0.402 (1, 2)			K								G1-6-3	3	0	0	0	1	2	1	
41 Ryan Doumit, S OBP: 0.276, SLG: 0.346 16 Salomon Torres, R OBP: 0.295, SLG: 0.442 Damaso Marte, L OBP: 0.288, SLG: 0.333 55 Matt Capps, R ERA: 3.56 11 Humberto Cota, R OBP: 0.288, SLG: 0.333 45 Ian Snare, L OBP: 0.208, SLG: 0.261 (11, 6)												4	1	1	0	0	1	2	
Jose Castillo, R OBP: 0.320, SLG: 0.417 (1, 4)				L3							BB FC6 1B	5	2	1	1	0	1	3	
28 Paul Maholm, L ERA: 4.84 (1, 1)	IP: 7.0 WLS: 1 BF: 31 H: 7 R: 5 ER: 3 SO: 7 BB: 1 IBB: 0 HBP: 0 BLK: 0 WP: 0 HR: 0 S: 73 P: 111 ERA: 3.86 WHIP: 1.143	43 Michael Wuerztz, R ERA: 2.84 (8, 1)	1.0 4 1 0 0 2 0 0 0 0 0 0 13 18 0.00 1.000	Bob Howry, R ERA: 3.95 (9, 1)	1.0 3 0 0 0 1 0 0 0 0 0 0 10 16 0.00 0.000	David Aardsma, R ERA: 5.05 (10, 1)	1.0 3 0 0 0 0 1 0 0 0 0 0 5 11 0.00 1.000	46 Ryan Dempster, R ERA: 4.13 (11, 1)	0.1 L 6 2 2 1 0 1 1 0 0 0 0 9 21 27.00 9.000	<b>PITCHER</b>	IP: 0.2 WLS: 0 BF: 4 H: 1 R: 0 ER: 0 SO: 0 BB: 1 IBB: 0 HBP: 0 BLK: 0 WP: 0 HR: 0 S: 12 P: 22 ERA: 0.00 WHIP: 3.000								

Chicago Cubs @ Pittsburgh Pirates  
PNC Park, Pittsburgh, PA  
Tue Aug 29 2006, 7:05 PM EDT  
Att: 14,618 - Cloudy - 73 F

AB	41
R	7
H	10
RBI	6
BB	4
SO	10
LOB	15









Batter	1	2	3	4	5	6	7	8	9	AB	R	H	RBI	BB	SO	LOB	TOP				
2 Randy Winn, S OBP: 0.323, SLG: 0.396 20 Fred Lewis, L OBP: 1.000, SLG: 2.000	G4-3		P6			P5		2B		3	0	0	0	0	0	1	San Francisco Giants @ Chicago Cubs Wrigley Field, Chicago, IL Fri Sep 01 2006, 1:20 PM CDT Att: 38,562 - Cloudy - 71 F				
13 Omar Vizquel, S OBP: 0.374, SLG: 0.402 Tomas De La Rosa, R OBP: 0.333, SLG: 0.200	F7		1B			G6-3		F9		3	0	1	0	0	0	0					
Shea Hillenbrand, R OBP: 0.359, SLG: 0.469 Jamey Wright, R OBP: 0.261, SLG: 0.304 50 Eliezer Alfonzo, R OBP: 0.307, SLG: 0.500 54 Scott Munter, R OBP: 0.299, SLG: 0.352	K		K			G6-3		F8		3	0	0	0	0	2	2					
Moises Alou, R OBP: 0.352, SLG: 0.521 Jason Ellison, R OBP: 0.269, SLG: 0.352		L8 2B	F7					1B		3	0	2	0	0	0	0					
Ray Durham, S OBP: 0.361, SLG: 0.519		L8	P6					F8		4	0	0	0	0	0	2					
Todd Linden, S OBP: 0.377, SLG: 0.500		K	G5-3					K		4	1	1	0	0	2	2					
Pedro Feliz, R OBP: 0.293, SLG: 0.456		G5-3				P6		K		4	0	1	1	0	1	2					
Todd Greene, R OBP: 0.322, SLG: 0.400			G6-3			P5		G6-3		4	0	0	0	0	1	1					
51 Noah Lowry, R OBP: 0.205, SLG: 0.220 Lance Niekro, R OBP: 0.292, SLG: 0.385						K				1	0	0	0	1	1	0					
			13 1B					20 2B		1	1	1	0	0	0	0					
<b>Inning Stats</b>	R: 0 E: 0 K: 1 S: 8	H: 0 LOB: 0 BB: 0 P: 10	R: 0 E: 0 K: 1 S: 13	H: 1 LOB: 1 BB: 0 P: 20	R: 0 E: 0 K: 1 S: 10	H: 1 LOB: 2 BB: 1 P: 15	R: 0 E: 0 K: 0 S: 4	H: 0 LOB: 0 BB: 0 P: 8	R: 0 E: 0 K: 0 S: 10	H: 0 LOB: 0 BB: 0 P: 10	R: 0 E: 0 K: 2 S: 11	H: 1 LOB: 1 BB: 0 P: 16	R: 1 E: 0 K: 0 S: 11	H: 2 LOB: 1 BB: 0 P: 15	R: 1 E: 0 K: 1 S: 15	H: 2 LOB: 1 BB: 0 P: 20	1B: 3 2B: 4 3B: 0 HR: 0	SF: 0 SAC: 0 DP: 0 HBP: 0	WP: 0 PB: 0 SB: 0 CS: 0	PA: 35	
<b>PITCHER</b>	IP	WLS	BF	H	R	ER	SO	BB	IBB	HBP	BLK	WP	HR	S	P	ERA	WHIP				
53 Rich Hill, L ERA: 5.23 47 Scott Eyre, L ERA: 2.72	8.0	W	30	5	1	1	6	1	0	0	0	0	0	75	106	1.12	0.750				
	1.0		5	2	1	1	1	0	0	0	0	0	0	15	20	9.00	2.000				

Batter	1	2	3	4	5	6	7	8	9	AB	R	H	RBI	BB	SO	LOB	BOTTOM				
Juan Pierre, L OBP: 0.326, SLG: 0.383	G3	L7		G1-3			G6-3			4	0	0	0	0	0	2	San Francisco Giants @ Chicago Cubs Wrigley Field, Chicago, IL Fri Sep 01 2006, 1:20 PM CDT Att: 38,562 - Cloudy - 71 F				
2 Ryan Theriot, R OBP: 0.410, SLG: 0.545	G5-3		16 1B			G6-3				4	2	2	1	0	0	0					
16 Aramis Ramirez, R OBP: 0.353, SLG: 0.556	L5		G4-6-3			F7		F9		4	0	1	1	0	0	0					
25 Derrek Lee, R OBP: 0.385, SLG: 0.437		F9 2B	F8			L6		L3		4	1	1	0	0	0	1					
Michael Barrett, R OBP: 0.370, SLG: 0.520		F9	G4-6-3			F9		G4-3		4	0	0	0	0	0	2					
Jacque Jones, L OBP: 0.326, SLG: 0.497		5 1B		19 HR		G5-3				3	2	2	1	0	0	0					
19 Matt Murton, R OBP: 0.355, SLG: 0.427		53 FC5-6		1-H		G5-3				2	1	1	2	1	0	0					
5 Ronny Cedeno, R OBP: 0.266, SLG: 0.325		53 FC5-6		K		G6-3				3	0	1	1	0	1	0					
53 Rich Hill, L OBP: 0.150, SLG: 0.158 47 Scott Eyre, L ERA: 2.72		FC5-6		G6-3				K2-3		3	0	0	0	0	1	2					
										0	0	0	0	0	0	0					
<b>Inning Stats</b>	R: 2 E: 0 K: 0 S: 9	H: 3 LOB: 2 BB: 1 P: 25	R: 1 E: 0 K: 0 S: 9	H: 2 LOB: 0 BB: 0 P: 13	R: 2 E: 0 K: 1 S: 9	H: 2 LOB: 0 BB: 0 P: 16	R: 1 E: 0 K: 0 S: 11	H: 1 LOB: 0 BB: 0 P: 19	R: 0 E: 0 K: 0 S: 9	H: 0 LOB: 0 BB: 0 P: 12	R: 0 E: 0 K: 1 S: 7	H: 0 LOB: 0 BB: 0 P: 10	R: 0 E: 0 K: 0 S: 5	H: 0 LOB: 0 BB: 0 P: 7	R: 0 E: 0 K: 0 S: 5	H: 0 LOB: 0 BB: 0 P: 7	1B: 3 2B: 3 3B: 0 HR: 2	SF: 0 SAC: 0 DP: 1 HBP: 0	WP: 0 PB: 0 SB: 0 CS: 0	PA: 32	
<b>PITCHER</b>	IP	WLS	BF	H	R	ER	SO	BB	IBB	HBP	BLK	WP	HR	S	P	ERA	WHIP				
51 Noah Lowry, L ERA: 4.0 Jamey Wright, R ERA: 4.99 54 Scott Munter, R ERA: 7.27	5.0	L	23	8	6	6	1	1	0	0	0	0	0	16	22	0.00	0.000				
	1.0		3	0	0	0	0	0	0	0	0	0	0	5	7	0.00	0.000				





Batter	1	2	3	4	5	6	7	8	9	AB	R	H	RBI	BB	SO	LOB	TOP		
2 Randy Winn, S OBP: 0.320, SLG: 0.392 (1, 8)	G5-3		G6-3		F7		G4-3		G5-3	5	0	0	0	0	0	4	<b>San Francisco Giants @ Chicago Cubs</b> Wrigley Field, Chicago, IL Sat Sep 02 2006, 1:20 PM CDT Att: 40,135 - Sunny - 72 F		
13 Omar Vizquel, S OBP: 0.372, SLG: 0.398 (1, 6)	P6			F8		G4-3	G6-3			4	0	0	0	0	0				
Shea Hillenbrand, R OBP: 0.321, SLG: 0.465 (1, 3)	F9			G6-3		G5-3		K		4	0	0	0	0	1				
Barry Bonds, L OBP: 0.463, SLG: 0.525 Todd Linden, S OBP: 0.377, SLG: 0.500 (8, 7)		F8		HR		HR		K		3	2	1	1	1	1	0			
Ray Durham, S OBP: 0.363, SLG: 0.526 (1, 4)	K			G5-3		HR				4	1	2	2	0	1	0			
Moises Alou, R OBP: 0.351, SLG: 0.529 31 Vinnie Chulk, R Armando Benitez, R Mike Stanton, L (9, 1)					F9		HR		F9	4	1	1	1	0	0	1			
Pedro Feliz, R OBP: 0.292, SLG: 0.453 (1, 5)																			
50 Eliezer Alfonzo, R OBP: 0.310, SLG: 0.500 (1, 2)																			
18 Matt Cain, R OBP: 0.174, SLG: 0.217 Steve Finley, L OBP: 0.320, SLG: 0.394 (8, 8)																			
<b>Inning Stats</b>	R: 0 E: 0 K: 0 S: 6	H: 0 LOB: 0 BB: 0 P: 11	R: 0 E: 0 K: 1 S: 6	H: 0 LOB: 0 BB: 0 P: 10	R: 0 E: 0 K: 0 S: 5	H: 1 LOB: 1 BB: 0 P: 6	R: 1 E: 0 K: 0 S: 10	H: 1 LOB: 0 BB: 0 P: 16	R: 0 E: 1 K: 0 S: 10	H: 1 LOB: 2 BB: 0 P: 17	R: 3 E: 0 K: 0 S: 16	H: 2 LOB: 0 BB: 0 P: 32	R: 0 E: 0 K: 2 S: 13	H: 1 LOB: 0 BB: 0 P: 19	R: 0 E: 0 K: 1 S: 12	H: 1 LOB: 1 BB: 0 P: 18	1B: 4 2B: 0 3B: 0 HR: 3	SF: 0 SAC: 1 DP: 0 HBP: 0	WP: 0 PA: 37 PB: 0 SB: 0 CS: 0
<b>PITCHER</b>	IP	WLS	BF	H	R	ER	SO	BB	IBB	HBP	BLK	WP	HR	S	P	ERA	WHIP		
45 Sean Marshall, L ERA: 5.05 David Aardsma, R ERA: 4.53 13 Will Ohman, L ERA: 4.4 43 Michael Wuerz, R ERA: 2.6 47 Scott Eyre, L ERA: 2.68	5.2	L	25	5	4	4	1	2	0	0	0	0	3	52	90	6.35	1.235		

Batter	1	2	3	4	5	6	7	8	9	AB	R	H	RBI	BB	SO	LOB	BOTTOM				
Juan Pierre, L OBP: 0.325, SLG: 0.382 (1, 8)	G6-3			P4		F8				4	0	1	0	0	0		<b>San Francisco Giants @ Chicago Cubs</b> Wrigley Field, Chicago, IL Sat Sep 02 2006, 1:20 PM CDT Att: 40,135 - Sunny - 72 F				
Freddie Bynum, L OBP: 0.291, SLG: 0.394 (1, 4)	F9			K						3	0	0	0	1	1						
16 Aramis Ramirez, R OBP: 0.352, SLG: 0.554 (1, 5)	P4			F8						4	0	1	0	0	0	1					
25 Derrek Lee, R OBP: 0.388, SLG: 0.460 (1, 3)																					
Jacque Jones, L OBP: 0.328, SLG: 0.494 (1, 9)																					
Michael Barrett, R OBP: 0.398, SLG: 0.517 24 Henry Blanco, R OBP: 0.295, SLG: 0.438 (6, 2)																					
29 Angel Pagan, S OBP: 0.324, SLG: 0.450 43 Michael Wuerz, R 47 Scott Eyre, L 2 Ryan Theriot, R OBP: 0.419, SLG: 0.545 (9, PH)																					
5 Ronny Cedeno, R OBP: 0.266, SLG: 0.324 (1, 6)																					
45 Sean Marshall, L OBP: 0.147, SLG: 0.235 David Aardsma, R 13 Will Ohman, L OBP: 1.000, SLG: 1.000 19 Matt Murton, R OBP: 0.354, SLG: 0.425 (8, 7)																					
<b>Inning Stats</b>	R: 0 E: 0 K: 0 S: 10	H: 0 LOB: 0 BB: 0 P: 16	R: 0 E: 0 K: 2 S: 8	H: 0 LOB: 0 BB: 0 P: 10	R: 0 E: 0 K: 2 S: 9	H: 0 LOB: 0 BB: 0 P: 11	R: 0 E: 0 K: 1 S: 11	H: 0 LOB: 0 BB: 0 P: 16	R: 1 E: 1 K: 0 S: 13	H: 2 LOB: 2 BB: 0 P: 14	R: 0 E: 0 K: 0 S: 12	H: 1 LOB: 1 BB: 1 P: 18	R: 0 E: 0 K: 2 S: 8	H: 0 LOB: 0 BB: 1 P: 15	R: 0 E: 0 K: 0 S: 11	H: 1 LOB: 1 BB: 0 P: 18	R: 1 E: 0 K: 1 S: 18	H: 2 LOB: 1 BB: 1 P: 27	1B: 5 2B: 0 3B: 0 HR: 1	SF: 0 SAC: 0 DP: 1 HBP: 0	WP: 0 PA: 35 PB: 0 SB: 1 CS: 0
<b>PITCHER</b>	IP	WLS	BF	H	R	ER	SO	BB	IBB	HBP	BLK	WP	HR	S	P	ERA	WHIP				
18 Matt Cain, R ERA: 4.11 31 Vinnie Chulk, R ERA: 4.65 Armando Benitez, R ERA: 3.52 Mike Stanton, L ERA: 4.45	7.2	W	29	4	1	0	7	4	1	0	0	0	0	1	1	0.00	0.783				









Batter	1	2	3	4	5	6	7	8	9	AB	R	H	RBI	BB	SO	LOB	TOP			
6 Chris Duffy, L (1, 8) OBP: 0.277, SLG: 0.271	4-2 12 1B BB 1B	0-1 12 E SH3-4 1-2 1B		0-0 B4-3 1B	4-1 1-2 BB			1-1 FC6-4 1B		3	1	2	0	2	0	0				
Joe Randa, R (1, 5) OBP: 0.317, SLG: 0.384 (6, 3)	4-0 12 1B BB 2B	0-1 SH3-4 1-2 2-3		1-2 G5-3 12 1B 1B	0-3 K 3			0-0 F8 1		3	1	1	0	1	1	3				
12 Freddy Sanchez, R (1, 6) OBP: 0.382, SLG: 0.484	0-0 1B 2B	1-1 FC6 G5-4-3 2-3 3-H		1-0 G5-3 1B		0-0 F9 1		1 SAFE 1-2 F9 2		5	1	2	0	0	0	2				
Jason Bay, R (1, 7) OBP: 0.394, SLG: 0.527	0-0 1B 2B	1-0 G5-4-3 1-2 2-3 3-H		2-1 G5-3 1B		1-3 K 2		1 SAFE 1-1 FC6-4 3		5	1	1	1	0	1	5				
Xavier Nady, R (1, 9) OBP: 0.351, SLG: 0.475	1-0 1-H 2-H 3-H 2B		1-0 F9 1B	4-0 IBB 1B		2-2 1B 3		0-1 G5-3 1		4	0	2	3	1	0	0				
41 Ryan Doumit, S (1, 3) OBP: 0.290, SLG: 0.349 John Grabow, L (7, 1) Damaso Marte, L (7, 1) 55 Matt Capps, R (9, PH) Jeremy Burnitz, L (9, 1) 16 Salomon Torres, R (9, 1) OBP: 0.259, SLG: 0.250	4-1 G4-6-3 BB		1-1 26 BB HBP	1-1 L9 1B		0-0 F8 3		2-2 G3 2		2	0	0	0	1	0	4				
26 Ronny Paulino, R (1, 2) OBP: 0.369, SLG: 0.398	1-3 K 1B		4-2 BB 1B		0-0 6 BB 1B		3-2 G6-3 1		1-3 K 3		4	0	1	0	1	2				
Jose Castillo, R (1, 4) OBP: 0.317, SLG: 0.412	1-2 G4-6-3 1-2		1-0 F7 1B		1-3 K 1		3-1 G5-3 2				4	0	0	0	0	1				
28 Paul Maholm, L (1, 1) OBP: 0.170, SLG: 0.120 Jose Bautista, R (6, 5) OBP: 0.343, SLG: 0.432		4-1 SH3-4 12 E 1B BB		1-3 K 3		1-3 K 2		3-3 K 3		2	1	0	0	1	2	3				
	R: 4 H: 3 E: 0 LOB: 1 K: 1 BB: 3 S: 16 P: 31	R: 1 H: 1 E: 1 LOB: 1 K: 0 BB: 1 S: 8 P: 14	R: 0 H: 0 E: 0 LOB: 2 K: 1 BB: 1 S: 8 P: 16	R: 0 H: 2 E: 0 LOB: 3 K: 0 BB: 1 S: 9 P: 18	R: 0 H: 1 E: 0 LOB: 2 K: 3 BB: 2 S: 12 P: 18	R: 0 H: 1 E: 0 LOB: 1 K: 1 BB: 0 S: 10 P: 13	R: 0 H: 0 E: 0 LOB: 0 K: 1 BB: 0 S: 9 P: 18	R: 0 H: 1 E: 0 LOB: 1 K: 0 BB: 0 S: 10 P: 13	R: 0 H: 0 E: 0 LOB: 0 K: 1 BB: 0 S: 9 P: 12	1B: 8 SF: 0 2B: 1 SAC: 1 3B: 0 DP: 2 HR: 0 HBP: 1	WP: 0 PA: 43 PB: 0 SB: 0 CS: 0									
	PITCHER	IP	WLS	BF	H	R	ER	SO	BB	IBB	HBP	BLK	WP	HR	S	P	ERA	WHIP		
38 Carlos Zambrano, R (1, 1) ERA: 3.5	1.1	L	12	4	5	4	1	1	4	0	0	0	0	0	23	43	27.00	6.000		
44 Roberto Novoa, R (2, 1) ERA: 4.46	0.2		1	0	0	0	0	0	0	0	0	0	0	0	1	2	0.00	0.000		
Glendon Rusch, L (3, 1) ERA: 7.46	2.0		11	2	0	0	1	1	1	1	0	0	0	0	17	34	0.00	1.500		
David Aardsma, R (5, 1) ERA: 4.57	3.0		12	2	0	0	5	1	0	0	0	0	0	0	31	49	0.00	1.000		
Bob Howry, R (8, 1) ERA: 3.46	1.0		4	1	0	0	0	0	0	0	0	0	0	0	10	13	0.00	1.000		

Pittsburgh Pirates @ Chicago Cubs  
Wrigley Field, Chicago, IL  
Mon Sep 04 2006, 1:20 PM CDT  
Att: 37,994 - Cloudy - 67 F

AB 34  
R 5  
H 9  
RBI 4  
BB 7  
SO 8  
LOB 24



Batter	1	2	3	4	5	6	7	8	9	AB	R	H	RBI	BB	SO	LOB	BOTTOM			
Juan Pierre, L (1, 8) OBP: 0.333, SLG: 0.389	4-1 25 S 16 E BB	1-2 2 2B 1B			4-2 16 S 2 SH1-3 BB			0-1 1B	1-1 F8 2	3	1	2	1	2	0	1				
2 Ryan Theriot, R (1, 4) OBP: 0.400, SLG: 0.516 John Mabry, L (9, PH) OBP: 0.302, SLG: 0.343	1-2 L9	0-2 1B			0-0 SH1-3 1		1 SAFE 1 SAFE 1 SAFE 1B	0-3 K 3		3	0	1	3	0	0	2				
16 Aramis Ramirez, R (1, 5) OBP: 0.349, SLG: 0.546	0-1 E5 25 C6-3 1B	1-0 L8			3-3 K 2		0-2 G4-3 3			4	0	0	0	0	1	4				
25 Derrek Lee, R (1, 3) OBP: 0.376, SLG: 0.448	3-2 G6-3 1-2 2-3		2-1 F8 1		2-3 K 3			1-1 G6-3 1		4	0	0	0	0	1	3				
19 Matt Murton, R (1, 7) OBP: 0.355, SLG: 0.425		2-2 G3 1	1-1 G6-3 2		2-0 G6-3 1			1-2 1B		4	0	1	0	0	0	0				
29 Angel Pagan, S (1, 9) OBP: 0.327, SLG: 0.440		4-1 24 1B BB	0-0 G6-3 3		4-2 24 FC4-6 BB			1-2 F9 2		2	1	0	0	2	0	1				
24 Henry Blanco, R (1, 2) OBP: 0.293, SLG: 0.428		3-2 1B 2 HBP 2B 1B		2-2 P6 1		1-0 FC4-6 2		1-1 F9 3		4	1	1	0	0	0	2				
5 Ronny Cedeno, R (1, 6) OBP: 0.266, SLG: 0.324 Jacque Jones, L (9, PH) OBP: 0.325, SLG: 0.493		2-2 F7 2		2-3 K 2		1-2 F9 3		1-1 27 FC1-6 1B		3	0	0	0	0	1	3				
38 Carlos Zambrano, S (1, 1) 44 Roberto Novoa, R (2, 1) 8 Scott Rolen, L (7, 1) Damaso Marte, L (7, 1) David Aardsma, R (5, 1) Jeremy Burnitz, L (9, 1) Bob Howry, R (8, 1) 43 Michael Wuerz, R (9, 1) 27 Bruce Coles, L (1, 1)	2-1 2 1B HBP		2-3 K 3		0-3 K 1			0-0 FC1-6 1		1	0	0	0	0	0	0				
	R: 0 H: 0 E: 1 LOB: 1 K: 0 BB: 1 S: 11 P: 19	R: 4 H: 3 E: 0 LOB: 1 K: 0 BB: 1 S: 18 P: 33	R: 0 H: 0 E: 0 LOB: 0 K: 0 BB: 0 S: 5 P: 8	R: 0 H: 0 E: 0 LOB: 0 K: 2 BB: 0 S: 13 P: 19	R: 0 H: 0 E: 0 LOB: 1 K: 2 BB: 1 S: 17 P: 26	R: 0 H: 0 E: 0 LOB: 1 K: 0 BB: 1 S: 13 P: 21	R: 0 H: 1 E: 0 LOB: 1 K: 1 BB: 0 S: 14 P: 14	R: 0 H: 1 E: 0 LOB: 1 K: 0 BB: 0 S: 12 P: 16	R: 0 H: 1 E: 0 LOB: 1 K: 1 BB: 0 S: 8 P: 10	1B: 5 SF: 0 2B: 1 SAC: 1 3B: 0 DP: 1 HR: 0 HBP: 1	WP: 0 PA: 38 PB: 0 SB: 2 CS: 0									
	PITCHER	IP	WLS	BF	H	R	ER	SO	BB	IBB	HBP	BLK	WP	HR	S	P	ERA	WHIP		
28 Paul Maholm, L (1, 1) ERA: 4.91	5.0	W	22	3	4	4	0	1	0	0	0	0	0	0	64	105	7.20	1.200		
34 John Grabow, L (6, 1) ERA: 3.86	1.0	H	4	0	0	0	0	1	0	0	0	0	0	0	13	21	0.00	1.000		
Damaso Marte, L (7, 1) ERA: 4.07	0.1	H	2	1	0	0	1	0	0	0	0	0	0	0	5	5	0.00	3.000		
55 Matt Capps, R (7, 1) ERA: 3.33	1.2	H	6	1	0	0	0	0	0	0	0	0	0	0	21	25	0.00	0.600		
16 Salomon Torres, R (9, 1) ERA: 3.59	1.0	S	4	1	0	0	1	0	0	0	0	0	0	0	8	10	0.00	1.000		

Pittsburgh Pirates @ Chicago Cubs  
Wrigley Field, Chicago, IL  
Mon Sep 04 2006, 1:20 PM CDT  
Att: 37,994 - Cloudy - 67 F

AB 32  
R 4  
H 6  
RBI 4  
BB 4  
SO 6  
LOB 18





Batter	1	2	3	4	5	6	7	8	9	AB	R	H	RBI	BB	SO	LOB	TOP
6 Chris Duffy, L OBP: 0.276, SLG: 0.268										3	1	0	0	0	1	2	
José Bautista, R OBP: 0.344, SLG: 0.438										5	3	2	1	0	0	2	
12 Freddy Sanchez, R OBP: 0.384, SLG: 0.484										4	0	2	0	1	1	2	
Jason Bay, R OBP: 0.396, SLG: 0.539										4	2	2	4	1	2	2	
Xavier Nady, R OBP: 0.351, SLG: 0.475										4	0	1	0	0	2	3	
Jeremy Burnitz, L OBP: 0.291, SLG: 0.427										3	0	0	0	0	1	3	
2 Jack Wilson, R OBP: 0.314, SLG: 0.379										0	0	0	0	1	0	0	
26 Ronny Paulino, R OBP: 0.370, SLG: 0.402										4	0	2	0	0	2	1	
José Castillo, R OBP: 0.315, SLG: 0.408										4	0	0	0	0	3	2	
Victor Santos, R OBP: 0.285, SLG: 0.352										2	0	0	0	0	1	1	
39 Marry McLeary, R OBP: 0.277, SLG: 0.325										0	0	0	0	0	0	0	
44 Josh Sharpless, R ERA: 1.93										0	0	0	0	0	0	0	
41 Ryan Dempster, R ERA: 4.29										0	0	0	0	0	0	0	
10 Rago Torres, R ERA: 3.51										0	0	0	0	0	0	0	
18 Savannah Torres, R ERA: 3.51										0	0	0	0	0	0	0	
<b>Inning Stats</b>	R: 2 H: 2 E: 0 K: 2 S: 12	H: 2 R: 0 ER: 0 LOB: 0 BB: 0 P: 17	R: 0 H: 0 ER: 0 LOB: 0 BB: 0 P: 7	R: 3 H: 3 E: 0 K: 3 S: 20	H: 3 R: 0 ER: 0 LOB: 1 BB: 0 P: 16	R: 0 H: 1 E: 0 K: 1 S: 10	H: 1 R: 0 ER: 0 LOB: 2 BB: 0 P: 16	R: 0 H: 1 E: 0 K: 1 S: 11	R: 0 H: 0 ER: 0 LOB: 0 BB: 1 P: 15	R: 1 H: 1 E: 0 K: 1 S: 12	H: 1 R: 0 ER: 0 LOB: 3 BB: 2 P: 25	1B: 5 2B: 2 3B: 1 HR: 2	SF: 0 SAC: 1 DP: 0 HBP: 2	WP: 2 PB: 0 SB: 0 CS: 0	PA: 41		
<b>PITCHER</b>	IP WLS BF H R ER SO BB IBB HBP BLK WP HR S P ERA WHIP																
51 Juan Mateo, R ERA: 5.1	4.0	19	6	5	5	7	0	0	1	0	0	2	49	68	11.25	1.500	
49 Carlos Marmol, R ERA: 5.5	2.0	9	2	0	0	2	0	0	1	0	0	0	20	32	0.00	1.000	
44 Roberto Novoa, R ERA: 4.39	1.0	4	1	0	0	1	0	0	0	0	0	0	11	15	0.00	1.000	
47 Scott Eyre, L ERA: 2.63	1.0	3	0	0	0	2	1	0	0	0	0	0	9	15	0.00	1.000	
46 Ryan Dempster, R ERA: 4.29	1.0	L	6	1	1	1	2	0	0	0	2	0	12	25	9.00	3.000	

Pittsburgh Pirates @ Chicago Cubs  
Wrigley Field, Chicago, IL  
Tue Sep 05 2006, 7:05 PM CDT  
Att: 31,494 - Clear - 70 F

AB 35  
R 6  
H 10  
RBI 5  
BB 3  
SO 13  
LOB 19



Batter	1	2	3	4	5	6	7	8	9	AB	R	H	RBI	BB	SO	LOB	BOTTOM
Juan Pierre, L OBP: 0.335, SLG: 0.392										5	1	3	2	0	0	0	
2 Ryan Theriot, R OBP: 0.413, SLG: 0.538										3	1	1	0	2	0	3	
16 Aramis Ramirez, R OBP: 0.345, SLG: 0.543										3	0	0	0	1	0	0	
49 Carlos Marmol, R OBP: 0.277, SLG: 0.325										0	0	0	0	0	0	0	
29 Angel Pagan, S ERA: 4.79										0	0	0	0	0	0	0	
44 Roberto Novoa, R ERA: 4.39										0	0	0	0	0	0	0	
47 Scott Eyre, L ERA: 2.63										0	0	0	0	0	0	0	
58 Geovany Soto, R OBP: 0.248, SLG: 0.292										0	0	0	0	0	0	0	
46 Ryan Dempster, R ERA: 4.29										0	0	0	0	0	0	0	
25 Derrek Lee, R OBP: 0.383, SLG: 0.453										5	0	3	1	0	1	0	
Jacque Jones, L OBP: 0.327, SLG: 0.490										5	1	1	0	0	2	3	
19 Matt Murton, R OBP: 0.380, SLG: 0.429										4	0	3	0	1	1	0	
24 Henry Blanco, R OBP: 0.296, SLG: 0.427										5	1	2	0	0	0	4	
27 Buck Coats, L ERA: 4.79										0	0	0	0	0	0	0	
5 Ronny Cedeno, R OBP: 0.268, SLG: 0.328										4	1	2	0	0	1	3	
Freddie Bynum, L OBP: 0.266, SLG: 0.387										1	0	0	0	0	1	2	
51 Juan Mateo, R ERA: 5.1										1	0	0	0	0	0	1	
9 Scott Moore, L ERA: 3.51										2	0	0	0	1	1	0	
<b>Inning Stats</b>	R: 1 H: 2 E: 0 K: 1 S: 10	H: 2 R: 0 ER: 0 LOB: 1 BB: 0 P: 15	R: 0 H: 2 ER: 0 LOB: 1 BB: 0 P: 19	R: 1 H: 2 E: 0 K: 0 S: 9	H: 2 R: 0 ER: 0 LOB: 1 BB: 0 P: 17	R: 2 H: 3 E: 0 K: 1 S: 14	H: 3 R: 2 ER: 2 LOB: 1 BB: 1 P: 23	R: 0 H: 0 ER: 0 LOB: 1 BB: 1 P: 20	R: 0 H: 1 ER: 0 LOB: 2 BB: 1 P: 16	R: 0 H: 1 ER: 0 LOB: 1 BB: 1 P: 14	R: 0 H: 2 ER: 0 LOB: 2 BB: 0 P: 26	1B: 12 2B: 2 3B: 1 HR: 0	SF: 0 SAC: 0 DP: 1 HBP: 0	WP: 0 PB: 0 SB: 4 CS: 1	PA: 44		
<b>PITCHER</b>	IP WLS BF H R ER SO BB IBB HBP BLK WP HR S P ERA WHIP																
16 Salomon Torres, R ERA: 3.51	1.0	5	2	0	0	3	0	0	0	0	0	15	26	0.00	2.000		
39 Marry McLeary, R ERA: 4.79	1.2	7	2	1	0	0	0	0	0	0	0	18	31	0.00	1.200		
Damaso Marte, L ERA: 3.99	1.0	4	0	0	0	2	1	0	0	0	0	11	20	0.00	1.000		
44 Josh Sharpless, R ERA: 1.93	1.0	5	1	0	0	1	1	0	0	0	0	9	16	0.00	2.000		
34 John Grabow, L ERA: 3.5	1.0	W	4	1	0	0	1	0	0	0	0	8	14	0.00	2.000		

Pittsburgh Pirates @ Chicago Cubs  
Wrigley Field, Chicago, IL  
Tue Sep 05 2006, 7:05 PM CDT  
Att: 31,494 - Clear - 70 F

AB 40  
R 5  
H 15  
RBI 4  
BB 4  
SO 8  
LOB 21





Batter	1	2	3	4	5	6	7	8	9	AB	R	H	RBI	BB	SO	LOB	TOP				
6 Chris Duffy, L (1, 8) OBP: 0.281, SLG: 0.270	4-0 12 S BB		0-1 S 1B		2-3 K			0-1 SH3-4		2	0	1	0	1	1	1					
José Bautista, R (1, 9) OBP: 0.340, SLG: 0.432	0-2 K		3-1 F8			1-1 P3		1-2 FC6 12 G6-3		4	0	0	1	0	1	2					
12 Freddy Sanchez, R (1, 6) OBP: 0.361, SLG: 0.480	1-3 K			1-3 K		0-0 L6		0-0 G6-3		4	0	0	0	0	2	2					
Jason Bay, R (1, 7) OBP: 0.393, SLG: 0.535	0-3 K			1-3 K		2-2 F8		1-2 G6-3		4	0	0	0	0	2	2					
41 Ryan Doumit, S (1, 3) OBP: 0.298, SLG: 0.348 Xavier Nady, R (8, 3) OBP: 0.351, SLG: 0.474		0-3 K 26 G6-4-3		4-2 BB			2-3 K		3-2 G6-3	2	0	0	0	1	2	0					
26 Ronny Paulino, R (1, 2) OBP: 0.367, SLG: 0.398		1-2 G6-4-3 1-2		1-1 P3			1-0 F8		2-2 G1-3	4	0	0	0	0	0	2					
Joe Randa, R (1, 5) OBP: 0.310, SLG: 0.374		3-2 F8			1-2 G3-1		2-2 P4		1-0 G6-3	4	0	0	0	0	0	0					
Jose Castillo, R (1, 4) OBP: 0.317, SLG: 0.412			1-3 K		3-1 2B			1-1 2 S 1B		3	1	2	0	0	1	0					
57 Zach Duke, L (1, 1) OBP: 0.213, SLG: 0.250 2 Jack Wilson, R (8, PH) OBP: 0.316, SLG: 0.380 34 John Grabow, L (8, 1) 55 Matt Capps, R (8, 1) 59 Brian Rogers, R (8, 1)			2-3 K		0-3 K			2-2 E1 SH3-4 FC6 1B		2	0	0	0	0	2	1					
<b>Inning Stats</b>	R: 0 E: 0 K: 3 S: 9	H: 0 LOB: 1 BB: 1 P: 14	R: 0 E: 0 K: 1 S: 11	H: 0 LOB: 0 BB: 0 P: 15	R: 0 E: 0 K: 2 S: 10	H: 1 LOB: 1 BB: 0 P: 16	R: 0 E: 0 K: 2 S: 11	H: 0 LOB: 1 BB: 1 P: 18	R: 0 E: 0 K: 0 S: 6	H: 0 LOB: 0 BB: 0 P: 9	R: 0 E: 0 K: 1 S: 7	H: 0 LOB: 0 BB: 0 P: 12	R: 2 E: 2 K: 0 S: 14	H: 2 LOB: 1 BB: 0 P: 19	R: 0 E: 0 K: 0 S: 8	H: 0 LOB: 0 BB: 0 P: 14	1B: 3 2B: 1 3B: 0 HR: 0	SF: 0 SAC: 1 DP: 1 HBP: 0	WP: 1 PB: 0 SB: 3 CS: 0	PA: 34	
<b>PITCHER</b>	IP	WLS	BF	H	R	ER	SO	BB	IBB	HBP	BLK	WP	HR	S	P	ERA	WHIP				
53 Rich Hill, L (1, 1) ERA: 4.83	7.1		28	4	2	1	11	2	0	0	0	1	0	72	111	1.23	0.818				
43 Michael Wuerz, R (8, 1) ERA: 3.07	0.2	W	3	0	0	0	0	0	0	0	0	0	0	7	9	0.00	0.000				
Bob Howry, R (8, 1) ERA: 3.41	1.0		3	0	0	0	0	0	0	0	0	0	0	8	14	0.00	0.000				

Pittsburgh Pirates @ Chicago Cubs  
Wrigley Field, Chicago, IL  
Wed Sep 06 2006, 7:05 PM CDT  
Att: 32,557 - Clear - 70 F

AB	31
R	2
H	4
RBI	1
BB	2
SO	11
LOB	10



Batter	1	2	3	4	5	6	7	8	9	AB	R	H	RBI	BB	SO	LOB	BOTTOM				
Juan Pierre, L (1, 8) OBP: 0.335, SLG: 0.392	3-2 G6-3		0-1 G4-3			2-2 2 E 2 1B 1B		0-1 2 1B L3		5	1	2	0	0	0	4					
2 Ryan Theriot, R (1, 4) OBP: 0.418, SLG: 0.536	3-2 G5-3		3-3 K			1 SAFE 2-1 K E8 16 G6-4-3 1B		0-1 25 HR 1B		4	1	2	0	0	1	0					
16 Aramis Ramirez, R (1, 5) OBP: 0.344, SLG: 0.539	2-1 G6-3		3-H		1-1 F9		0-1 G6-4-3		0-0 L6	4	0	0	0	0	0	5					
25 Derrek Lee, R (1, 3) OBP: 0.385, SLG: 0.474		3-1 L7		2-2 G4-3			3-1 24 1B 1B	0-0 HR		4	1	2	4	0	0	0					
19 Matt Murton, R (1, 7) OBP: 0.359, SLG: 0.427		2-2 FC1-6 1B		0-0 G5-3			0-1 L8	1-0 E6 24 1B		4	1	1	0	0	0	1					
Jacque Jones, L (1, 9) OBP: 0.327, SLG: 0.487		0-1 FC1-6 1-2			2-3 K		3-3 K	4-1 5 HBP 29 1B 1B		3	1	0	0	1	2	2					
24 Henry Blanco, R (1, 2) OBP: 0.301, SLG: 0.429	1-0 L6				1-2 G6-3		0-1 5 FC6-4 1B	0-1 29 1B 5 HBP 1B		4	0	2	1	0	0	1					
5 Ronny Cedeno, R (1, 6) OBP: 0.270, SLG: 0.328			0-0 G4-3 2 PB 53 SH1-4 1B			0-0 P4		1-2 2-3 FC6-4 1B	1-2 2-3 HBP	3	1	1	0	0	0	2					
53 Rich Hill, L (1, 1) OBP: 0.143, SLG: 0.150 43 Michael Wuerz, R (8, 1) ERA: 4.09 29 Angel Pagán, S (8, PH) OBP: 0.333, SLG: 0.445 Bob Howry, L (8, 1) OBP: 1.000, SLG: 1.000			1-0 SH1-4			1-1 P5		0-1 2 1B 1B		1	0	0	0	0	0	0					
<b>Inning Stats</b>	R: 0 E: 0 K: 0 S: 9	H: 0 LOB: 0 BB: 0 P: 17	R: 0 E: 0 K: 0 S: 9	H: 1 LOB: 1 BB: 0 P: 15	R: 1 E: 0 K: 1 S: 8	H: 1 LOB: 0 BB: 0 P: 12	R: 0 E: 0 K: 0 S: 8	H: 0 LOB: 0 BB: 0 P: 11	R: 0 E: 1 K: 0 S: 12	H: 2 LOB: 1 BB: 0 P: 17	R: 0 E: 0 K: 1 S: 13	H: 2 LOB: 2 BB: 0 P: 22	R: 6 E: 1 K: 0 S: 18	H: 6 LOB: 2 BB: 1 P: 27	1B: 11 2B: 1 3B: 0 HR: 1	SF: 0 SAC: 1 DP: 2 HBP: 1	WP: 0 PB: 1 SB: 1 CS: 0	PA: 37			
<b>PITCHER</b>	IP	WLS	BF	H	R	ER	SO	BB	IBB	HBP	BLK	WP	HR	S	P	ERA	WHIP				
57 Zach Duke, L (1, 1) ERA: 4.78	7.0		26	6	1	0	3	6	0	0	0	0	0	66	104	0.00	0.857				
34 John Grabow, L (8, 1) ERA: 4.09	0.0	L	2	2	2	2	0	0	0	0	0	0	0	3	4	∞	∞				
55 Matt Capps, R (8, 1) ERA: 3.68	0.1	B	6	3	3	2	0	0	1	0	0	0	1	8	13	54.00	9.000				
59 Brian Rogers, R (8, 1) ERA:	0.2		3	1	1	1	0	0	0	1	0	0	0	7	10	13.50	1.500				

Pittsburgh Pirates @ Chicago Cubs  
Wrigley Field, Chicago, IL  
Wed Sep 06 2006, 7:05 PM CDT  
Att: 32,557 - Clear - 70 F

AB	34
R	7
H	12
RBI	6
BB	1
SO	3
LOB	15





Batter	1	2	3	4	5	6	7	8	9	AB	R	H	RBI	BB	SO	LOB	TOP																			
6 Chris Duffy, L (1.8) OBP: 0.295, SLG: 0.309	1-0 HR		2-2 1B	1-2 1B			4-0 BB		1-0 HR	4	3	4	3	1	0	0	<b>Pittsburgh Pirates @ Chicago Cubs</b> Wrigley Field, Chicago, IL Thu Sep 07 2006, 1:20 PM CDT Att: 27,105 - Sunny - 80 F																			
2 Jack Wilson, R (1.6) OBP: 0.316, SLG: 0.378	0-1 G1-3		4-2 1B	0-2 G1-3			4-2 BB		1-3 K	3	0	0	0	2	1																					
Xavier Nady, R (1.9) OBP: 0.351, SLG: 0.481	2-0 G5-3		0-1 1B		1-3 K		2-2 BB		3-2 HR	5	1	2	2	0	1	2																				
Jason Bay, R (1.7) OBP: 0.392, SLG: 0.531	0-0 G5-3		2-0 F9		3-2 G6-3		4-0 BB		3-2 G4-3	4	0	0	0	1	0	2																				
41 Ryan Doumit, S (1.3) Joe Randa, R (9.3) OBP: 0.303, SLG: 0.344 OBP: 0.310, SLG: 0.374		1-0 1B		4-2 BB	1-2 L9		0-3 K		1-3 K	4	1	1	0	1	2	3																				
José Bautista, R (1.5) OBP: 0.342, SLG: 0.431	2-0 P3			1-2 1B		4-1 BB	3-2 G6-3			3	0	1	0	1	0	4																				
Jose Castillo, R (1.4) OBP: 0.314, SLG: 0.409	2-2 G6-4-3			0-0 1B		2-3 K		1-3 K2-3		4	1	0	0	0	2	4																				
11 Humberto Cota, R (1.2) OBP: 0.250, SLG: 0.202			1-1 G2-3	0-0 SF8		0-3 K	1-3 K		1-3 K	3	0	0	1	0	2	1																				
Shawn Chacon, R (1.1) 36 Juan Pablo Pérez, R (7.1) 44 Josh Sharpless, R (7.1) Jeromy Burnitz, L (8. PH) Damaso Marte, L (8.1) 54 Jonah Bayliss, R (8.1) 16 Salomon Torres, R (9.1)			1-3 K2-3	2-1 1B		1-3 K2-3		2-3 K		3	1	1	1	0	2	1																				
<b>Inning Stats</b>	R: 1 E: 0 K: 0 S: 5	H: 1 LOB: 0 BB: 0 P: 8	R: 0 E: 0 K: 0 S: 6	H: 1 LOB: 0 BB: 0 P: 11	R: 1 E: 0 K: 1 S: 14	H: 2 LOB: 2 BB: 1 P: 24	R: 3 E: 0 K: 0 S: 18	H: 3 LOB: 1 BB: 1 P: 26	R: 0 E: 0 K: 1 S: 9	H: 0 LOB: 0 BB: 0 P: 14	R: 0 E: 0 K: 3 S: 11	H: 0 LOB: 1 BB: 1 P: 18	R: 0 E: 0 K: 1 S: 14	H: 0 LOB: 3 BB: 3 P: 31	R: 0 E: 0 K: 3 S: 10	H: 0 LOB: 0 BB: 0 P: 14		R: 2 E: 0 K: 2 S: 14	H: 2 LOB: 0 BB: 0 P: 23	1B: 5 2B: 1 3B: 0 HR: 3	SF: 1 SAC: 0 DP: 1 HBP: 0	WP: 1 PB: 0 SB: 2 CS: 0	PA: 41													
<b>PITCHER</b>	IP	WLS	BF	H	R	ER	SO	BB	IBB	HBP	BLK	WP	HR	S	P	ERA	WHIP	<b>PITCHER</b>		IP	WLS	BF	H	R	ER	SO	BB	IBB	HBP	BLK	WP	HR	S	P	ERA	WHIP
45 Sean Marshall, L (1.1) ERA: 5.27	4.0		20	7	5	5	1	2	0	0	0	1	1	43	69	11.25	2.250	47 Scott Eyre, L (8.1) ERA: 2.78		0.1	L	2	1	1	1	1	0	0	0	0	0	0	7	27.00	3.000	
49 Carlos Marmol, R (5.1) ERA: 5.35	2.0		7	0	0	0	4	1	0	0	0	0	0	20	32	0.00	0.500	46 Ryan Dempster, R (9.1) ERA: 4.66		1.0		4	1	1	1	2	0	0	0	0	0	1	13	21	9.00	1.000
Les Walrod, L (7.1) ERA: 15.19	0.0		1	0	0	0	0	1	0	0	0	0	0	0	4	∞	∞																			
David Aardsma, R (7.1) ERA: 4.46	1.0		5	0	0	0	1	2	0	0	0	0	0	14	27	0.00	2.000																			
44 Roberto Novoa, R (8.1) ERA: 4.35	0.2		2	0	0	0	2	0	0	0	0	0	0	7	9	0.00	0.000																			

AB	34
R	7
H	9
RBI	7
BB	6
SO	11
LOB	18



Batter	1	2	3	4	5	6	7	8	9	AB	R	H	RBI	BB	SO	LOB	BOTTOM																			
Juan Pierre, L (1.8) OBP: 0.333, SLG: 0.389	1-2 F8		1-0 G3		1-0 G6-3		1-0 G4-3		1-3 K2-3	5	0	0	0	0	1	1	<b>Pittsburgh Pirates @ Chicago Cubs</b> Wrigley Field, Chicago, IL Thu Sep 07 2006, 1:20 PM CDT Att: 27,105 - Sunny - 80 F																			
Freddie Bynum, L (1.4) OBP: 0.296, SLG: 0.398	2-1 F7			3-1 16 HR	4-2 16 FC5-4		2-1 L8			2	1	1	0	1	0	0																				
2 Ryan Theriot, R (7. PH) OBP: 0.413, SLG: 0.529				1-1 2B	0-2 FC5-4		0-1 F8			4	1	1	2	0	1	1																				
16 Aramis Ramirez, R (1.5) OBP: 0.344, SLG: 0.542	1-3 K			2-H HR	1-2 G4-3					3	0	1	0	1	0	1																				
Jacque Jones, L (1.9) OBP: 0.328, SLG: 0.486		4-1 9 G6-4-3		1-2 29 FC1-6	2-0 G4-3					3	0	1	0	1	0	1																				
29 Angel Pagán, S (1.7) OBP: 0.327, SLG: 0.436		2-1 F8		2-2 FC1-6		1-3 K		1-3 K		3	1	0	0	0	1	2																				
19 Matt Murton, R (8. PH) OBP: 0.358, SLG: 0.426		1 SAFE F8		1-2 9 2B		0-0 K		2-1 K		1	0	0	0	0	1	0																				
9 Scott Moore, L (1.3) OBP: 0.571, SLG: 1.200		1-0 G6-4-3		0-1 24 F9	1-H 2B					3	1	2	2	0	0	1																				
25 Derrek Lee, R (8.3) OBP: 0.389, SLG: 0.477		1-2 1-2		1-1 2B	2-3 F9					1	0	1	0	0	0	0																				
24 Henry Blanco, R (1.2) OBP: 0.306, SLG: 0.437			1-1 2B	1-0 F9		1-2 HR		1-0 F8		4	0	2	0	0	0	2																				
5 Ronny Cedeno, R (1.6) OBP: 0.270, SLG: 0.328			1-2 K	1-3 K		1-2 F8				4	0	1	0	0	2	3																				
45 Sean Marshall, L (1.1) 49 Carlos Marmol, R (5.1) 27 Buck Coats, L (7.1) Les Walrod, L (7.1) David Aardsma, R (7.1) 44 Roberto Novoa, R (8.1) 47 Scott Eyre, L (8.1) 46 Ryan Dempster, R (9.1)			0-0 G6-3		1-1 HR		3-3 K		2-2 G6-3	1	0	0	0	0	0	1																				
<b>Inning Stats</b>	R: 0 E: 0 K: 1 S: 8	H: 0 LOB: 0 BB: 0 P: 12	R: 0 E: 0 K: 0 S: 4	H: 0 LOB: 0 BB: 1 P: 11	R: 0 E: 0 K: 1 S: 7	H: 1 LOB: 1 BB: 0 P: 10	R: 3 E: 0 K: 0 S: 17	H: 4 LOB: 1 BB: 0 P: 26	R: 1 E: 0 K: 0 S: 11	H: 1 LOB: 1 BB: 1 P: 19	R: 1 E: 0 K: 2 S: 13	H: 2 LOB: 1 BB: 0 P: 19	R: 0 E: 0 K: 0 S: 5	H: 0 LOB: 0 BB: 0 P: 8	R: 0 E: 0 K: 1 S: 7	H: 1 LOB: 1 BB: 0 P: 13	R: 0 E: 0 K: 1 S: 8	H: 1 LOB: 0 BB: 0 P: 12	1B: 4 2B: 3 3B: 0 HR: 3	SF: 0 SAC: 0 DP: 2 HBP: 0	WP: 0 PB: 0 SB: 0 CS: 0	PA: 37														
<b>PITCHER</b>	IP	WLS	BF	H	R	ER	SO	BB	IBB	HBP	BLK	WP	HR	S	P	ERA	WHIP	<b>PITCHER</b>		IP	WLS	BF	H	R	ER	SO	BB	IBB	HBP	BLK	WP	HR	S	P	ERA	WHIP
Shawn Chacon, R (1.1) ERA: 6.8	0.1		1	0	0	0	0	0	0	0	0	0	0	1	2	0.00	0.000	16 Salomon Torres, R (9.1) ERA: 3.47		1.0	S	3	1	0	0	0	0	0	0	0	0	8	12	0.00	1.000	
44 Josh Sharpless, R (7.1) ERA: 1.69	0.2		2	0	0	0	0	0	0	0	0	0	0	4	6	0.00	0.000																			
Damaso Marte, L (8.1) ERA: 3.93	0.2		3	1	0	0	1	0	0	0	0	0	0	6	11	0.00	1.500																			
54 Jonah Bayliss, R (8.1) ERA: 6.14	0.1	W	1	0	0	0	0	0	0	0	0	0	0	1	2	0.00	0.000																			









Batter	1	2	3	4	5	6	7	8	9	AB	R	H	RBI	BB	SO	LOB	TOP										
Juan Pierre, L (1, 8) OBP: 0.333, SLG: 0.389	G1-3		2-1 2B		3-2 16E, 16S SF9		2-1 G3			4	2	2	0	0	0	0											
2 Ryan Theriot, R (1, 4) OBP: 0.386, SLG: 0.487	G4-3		3-2 16S 1B		0-0 F8			0-3 K		4	0	1	1	0	1	1											
16 Aramis Ramirez, R (1, 5) OBP: 0.342, SLG: 0.539	K		1-0 F7		1-2 1-H SF9			0-0 F8		3	0	0	1	0	1	1											
25 Derrek Lee, R (1, 3) OBP: 0.378, SLG: 0.456		1-3 K	4-1 BB		3-2 F8			2-1 G4-3		3	0	0	0	1	1	0											
19 Matt Murton, R (1, 7) OBP: 0.356, SLG: 0.430		1-2 HR	0-0 L4		1-1 F8			1-2 K		4	1	1	1	0	1	2											
Jacque Jones, L (1, 9) OBP: 0.331, SLG: 0.494		2-0 2B		1-3 K		1-2 G4-3		0-2 24 G1-4-3 1B		4	0	2	0	0	1	0											
24 Henry Blanco, R (1, 2) OBP: 0.299, SLG: 0.426		1-2 G6-3		3-2 F7		0-0 F7		2-2 G1-4-3 1-2 1B		4	0	0	0	0	0	2											
5 Ronny Cedeno, R (1, 6) OBP: 0.272, SLG: 0.330		1-1 F9		1-1 2B			0-0 B1-3			3	0	1	0	0	0	1											
52 Wade Miller, R (1, 1) 58 Geovany Soto, R (4, PH) Jae Kuk Ryu, R (4, 1) Les Walrond, L (6, 1) 27 Buck Coats, L (7, PH) 47 Scott Eyre, L (7, 1) 43 Michael Wuerzt, R (7, 1) 46 Ryan Dempster, R (8, 1)			1-3 K	1-3 K			1-3 K			1	0	0	0	0	1	0											
<b>Inning Stats</b>	R: 0 E: 0 K: 1 S: 9	H: 0 LOB: 0 BB: 0 P: 9	R: 1 E: 0 K: 1 S: 12	H: 2 LOB: 1 BB: 0 P: 18	R: 1 E: 0 K: 1 S: 11	H: 2 LOB: 2 BB: 1 P: 22	R: 0 E: 0 K: 2 S: 12	H: 1 LOB: 1 BB: 0 P: 18	R: 1 E: 0 K: 0 S: 14	H: 1 LOB: 0 BB: 0 P: 21	R: 0 E: 0 K: 0 S: 7	H: 0 LOB: 0 BB: 0 P: 9	R: 0 E: 0 K: 1 S: 6	H: 0 LOB: 0 BB: 0 P: 9	R: 0 E: 0 K: 1 S: 6	H: 0 LOB: 0 BB: 0 P: 8	R: 0 E: 0 K: 1 S: 10	H: 1 LOB: 0 BB: 0 P: 13	1B: 4 2B: 2 3B: 0 HR: 1	SF: 1 SAC: 0 DP: 1 HBP: 0	WP: 0 PB: 0 SB: 3 CS: 0	PA: 34					
<b>PITCHER</b>	IP	WLS	BF	H	R	ER	SO	BB	IBB	HBP	BLK	WP	HR	S	P	ERA	WHIP										
36 Chuck James, L (1, 1) ERA: 3.57	7.0	W	28	6	3	2	6	1	0	0	0	0	1	71	106	2.57	1.000										
Tyler Yates, R (8, 1) ERA: 4.02	1.0	H	3	0	0	0	1	0	0	0	0	0	0	6	8	0.00	0.000										
28 Bob Wickman, R (9, 1) ERA: 3.09	1.0		3	1	0	0	1	0	0	0	0	0	0	10	13	0.00	1.000										

Chicago Cubs @ Atlanta Braves  
Turner Field, Atlanta, GA  
Sat Sep 09 2006, 7:05 PM EDT  
Att: 40,584 - Clear - 81 F

AB 32  
R 3  
H 7  
RBI 3  
BB 1  
SO 8  
LOB 8



Batter	1	2	3	4	5	6	7	8	9	AB	R	H	RBI	BB	SO	LOB	BOTTOM										
Marcus Giles, R (1, 4) OBP: 0.352, SLG: 0.407	F9		0-3 K	0-0 F8		0-1 14 1B		1-2 G3-1 1-H 2B		5	0	2	1	0	1	0											
14 Willy Aybar, S (1, 5) OBP: 0.350, SLG: 0.369	1B		4-2 HR	2-2 G4-3		2-1 1B		0-0 F7		3	1	1	0	2	0	2											
Adam LaRoche, L (1, 3) OBP: 0.365, SLG: 0.589	1B		2-2 HR	1-3 K		0-2 G3		1-1 G3-1		5	1	2	2	0	1	4											
Andrew Jones, R (1, 8) OBP: 0.361, SLG: 0.511	F8		4-2 16 HR		1-0 HR		1-1 16 7 1B		0-0 G5-3	4	3	2	1	1	0	3											
16 Brian McCann, L (1, 2) OBP: 0.392, SLG: 0.553		2-0 P4	2-1 1-H HR		1-0 F8		4-1 L6-4 7 1B		1-2 BB	3	1	1	2	1	0	0											
7 Jeff Francoeur, R (1, 9) OBP: 0.295, SLG: 0.447		3-3 K	0-0 G1-6-3 1B		1-3 K		0-0 1-2 2-H 1B		1-1 1B	4	0	2	1	0	2	0											
Ryan Langerhans, L (1, 7) OBP: 0.345, SLG: 0.377		4-0 36 FC5 1B	0-0 G1-6-3 1-2 1B		2-2 G3		0-0 L6-4 2-2 1B			3	0	0	0	1	0	3											
Tony Pena Jr., R (1, 6) OBP: 0.194, SLG: 0.241		2-2 36 FC5 1B	4-0 1B		3-1 F7		1-3 K			3	0	1	0	1	1	1											
36 Chuck James, L (1, 1) OBP: 0.069, SLG: 0.036 Tyler Yates, R (8, 1) Daryle Ward, L (6, PH) 4 Pete Orr, L (8, PR) 28 Bob Wickman, R (9, 1)		0-2 FC5	0-3 K		1-2 F9		1-2 2B			3	0	0	0	0	1	4											
<b>Inning Stats</b>	R: 0 E: 0 K: 0 S: 7	H: 1 LOB: 1 BB: 1 P: 18	R: 0 E: 0 K: 1 S: 12	H: 1 LOB: 2 BB: 1 P: 23	R: 4 E: 0 K: 2 S: 17	H: 3 LOB: 3 BB: 3 P: 33	R: 0 E: 0 K: 1 S: 7	H: 0 LOB: 0 BB: 0 P: 10	R: 1 E: 0 K: 0 S: 8	H: 1 LOB: 0 BB: 0 P: 13	R: 0 E: 0 K: 0 S: 12	H: 2 LOB: 2 BB: 0 P: 18	R: 1 E: 0 K: 1 S: 9	H: 2 LOB: 1 BB: 1 P: 14	R: 1 E: 0 K: 0 S: 12	H: 2 LOB: 2 BB: 0 P: 14	1B: 8 2B: 2 3B: 0 HR: 3	SF: 0 SAC: 0 DP: 1 HBP: 0	WP: 0 PB: 0 SB: 0 CS: 0	PA: 40							
<b>PITCHER</b>	IP	WLS	BF	H	R	ER	SO	BB	IBB	HBP	BLK	WP	HR	S	P	ERA	WHIP										
52 Wade Miller, R (1, 1) ERA: 12.0	3.0	L	18	5	4	4	3	4	0	0	0	0	2	36	74	12.00	3.000										
Jae Kuk Ryu, R (4, 1) ERA: 10.29	2.2		11	3	1	1	2	0	0	0	0	0	1	24	38	3.38	1.125										
Les Walrond, L (6, 1) ERA: 14.29	0.1		1	0	0	0	0	0	0	0	0	0	0	3	3	0.00	0.000										
47 Scott Eyre, L (7, 1) ERA: 2.95	0.0		2	1	1	1	0	1	0	0	0	0	0	3	8	∞	∞										
43 Michael Wuerzt, R (7, 1) ERA: 3.16	1.0		3	1	0	0	1	0	0	0	0	0	0	6	6	0.00	1.000										

Chicago Cubs @ Atlanta Braves  
Turner Field, Atlanta, GA  
Sat Sep 09 2006, 7:05 PM EDT  
Att: 40,584 - Clear - 81 F

AB 34  
R 7  
H 12  
RBI 7  
BB 6  
SO 6  
LOB 17





Batter	1	2	3	4	5	6	7	8	9	AB	R	H	RBI	BB	SO	LOB	TOP			
Juan Pierre, L (1, 8) OBP: 0.334, SLG: 0.390	2-2 16 L3 1B		1-1 1B		0-1 G4-3		2-3 K			4	0	2	0	0	1	2				
Freddie Bynum, L (1, 4) OBP: 0.292, SLG: 0.416	0-3 K		0-0 L4			0-0 HR		1-3 K2-3		4	1	1	1	0	2	2				
16 Aramis Ramirez, R (1, 5) OBP: 0.344, SLG: 0.541	1-1 L3			1-1 19 G5-3 1B		2-0 F8		0-0 2B		4	0	2	0	0	0	1				
Jacque Jones, L (1, 9) OBP: 0.328, SLG: 0.489		0-3 K		1-3 K		3-1 G1		1-3 K		4	0	0	0	0	3	2				
19 Matt Murton, R (1, 7) OBP: 0.357, SLG: 0.433		1-1 2B		0-0 G5-3		3-2 1B		3-3 K		4	0	2	0	0	1	2				
John Mabry, L (1, 3) OBP: 0.294, SLG: 0.333		1-3 K		1-0 G4-3		0-0 F7			1-3 K	4	0	0	0	0	2	3				
24 Henry Blanco, R (1, 2) OBP: 0.298, SLG: 0.434		1-3 K			0-0 F9		1-2 3B		2-2 G5-3	4	0	1	0	0	1	1	AB 35 R 1 H 9 RBI 1 BB 0 SO 15 LOB 16			
5 Ronny Cedeno, R (1, 6) OBP: 0.272, SLG: 0.332			2-3 K		0-1 2B		3-2 K		2-3 K	3	0	1	0	0	2	1				
29 Angel Pagan, S (9, PH) OBP: 0.323, SLG: 0.430										1	0	0	0	0	1	0				
51 Juan Mateo, R (1, 1) OBP: 0.500, SLG: 1.000			2-3 K		2-3 K		0-0 G4-3			2	0	0	0	0	2	1				
9 Scott Moore, L (7, PH) OBP: 0.294, SLG: 0.431										1	0	0	0	0	0	1				
David Aardsma, R (7, 1)										0	0	0	0	0	0	0				
<b>Inning Stats</b>	R: 0 E: 0 K: 1 S: 11	H: 1 LOB: 0 BB: 0 P: 13	R: 0 E: 0 K: 3 S: 13	H: 1 LOB: 1 BB: 0 P: 16	R: 0 E: 0 K: 2 S: 10	H: 1 LOB: 1 BB: 0 P: 15	R: 0 E: 0 K: 1 S: 7	H: 1 LOB: 1 BB: 0 P: 10	R: 0 E: 0 K: 1 S: 9	H: 1 LOB: 1 BB: 0 P: 11	R: 1 E: 0 K: 0 S: 9	H: 2 LOB: 1 BB: 0 P: 17	R: 0 E: 0 K: 3 S: 10	H: 1 LOB: 1 BB: 0 P: 16	R: 0 E: 0 K: 2 S: 9	H: 0 LOB: 0 BB: 0 P: 14	1B: 4 2B: 4 3B: 1 HR: 1	SF: 0 SAC: 0 DP: 1 HBP: 0	WP: 0 PB: 0 SB: 0 CS: 0	PA: 35
<b>PITCHER</b>	IP WLS BF H R ER SO BB IBB HBP BLK WP HR S P ERA WHIP	IP WLS BF H R ER SO BB IBB HBP BLK WP HR S P ERA WHIP	IP WLS BF H R ER SO BB IBB HBP BLK WP HR S P ERA WHIP	IP WLS BF H R ER SO BB IBB HBP BLK WP HR S P ERA WHIP	IP WLS BF H R ER SO BB IBB HBP BLK WP HR S P ERA WHIP	IP WLS BF H R ER SO BB IBB HBP BLK WP HR S P ERA WHIP	IP WLS BF H R ER SO BB IBB HBP BLK WP HR S P ERA WHIP	IP WLS BF H R ER SO BB IBB HBP BLK WP HR S P ERA WHIP	IP WLS BF H R ER SO BB IBB HBP BLK WP HR S P ERA WHIP	IP WLS BF H R ER SO BB IBB HBP BLK WP HR S P ERA WHIP	IP WLS BF H R ER SO BB IBB HBP BLK WP HR S P ERA WHIP	IP WLS BF H R ER SO BB IBB HBP BLK WP HR S P ERA WHIP	IP WLS BF H R ER SO BB IBB HBP BLK WP HR S P ERA WHIP	IP WLS BF H R ER SO BB IBB HBP BLK WP HR S P ERA WHIP	IP WLS BF H R ER SO BB IBB HBP BLK WP HR S P ERA WHIP	IP WLS BF H R ER SO BB IBB HBP BLK WP HR S P ERA WHIP	IP WLS BF H R ER SO BB IBB HBP BLK WP HR S P ERA WHIP			

Chicago Cubs @ Atlanta Braves  
Turner Field, Atlanta, GA  
Sun Sep 10 2006, 1:05 PM EDT  
Att: 28,212 - Partly Cloudy - 81 F

AB	35
R	1
H	9
RBI	1
BB	0
SO	15
LOB	16



Batter	1	2	3	4	5	6	7	8	9	AB	R	H	RBI	BB	SO	LOB	BOTTOM			
14 Willy Aybar, S (1, 5) OBP: 0.344, SLG: 0.362	1-0 F7		0-0 G6-3		2-2 G4-3			0-0 F9		4	0	0	1	0	0	2				
Marcus Giles, R (1, 4) OBP: 0.351, SLG: 0.405	2-2 G6-3		3-H 0-1 F9			1-0 11 G4-6-3 1B		1-3 K		4	0	1	0	0	1	0				
11 Edgar Renteria, R (1, 6) OBP: 0.364, SLG: 0.431	2-3 K			2-1 G6-3		0-1 G4-6-3		0-1 F9		4	0	0	0	0	1	1				
Adam LaRoche, L (1, 3) OBP: 0.367, SLG: 0.591		4-2 23 FC1-6-4 BB		1-3 K		3-2 16 2B				2	1	1	0	1	1	0				
16 Brian McCann, L (1, 2) OBP: 0.392, SLG: 0.554		1-3 K		3-3 K		0-0 2B				3	0	1	1	0	2	1				
7 Jeff Francoeur, R (1, 9) OBP: 0.294, SLG: 0.444		2-2 P4			2-3 K		0-0 G6-3			3	0	0	0	0	1	2				
23 Matt Diaz, R (1, 7) OBP: 0.378, SLG: 0.484		0-0 FC1-6-4			4-2 40 1B BB		2-3 K			2	0	0	0	1	1	1	AB 27 R 2 H 5 RBI 2 BB 2 SO 10 LOB 8			
Ryan Langerhans, L (1, 8) OBP: 0.345, SLG: 0.380			0-1 40 SH2-4 14 G6-3 2B		3-3 K		2-3 K			3	1	1	0	0	2	1				
40 Lance Cormier, R (1, 1) OBP: 0.125, SLG: 0.125			0-1 SH2-4		0-0 1B		1-3 K			1	0	1	0	0	0	0				
Scott Thorman, L (7, PH) OBP: 0.283, SLG: 0.454										1	0	0	0	0	1	0				
Tyler Yates, R (8, 1)										0	0	0	0	0	0	0				
28 Bob Wickman, R (9, 1)										0	0	0	0	0	0	0				
<b>Inning Stats</b>	R: 0 E: 0 K: 1 S: 11	H: 0 LOB: 0 BB: 0 P: 16	R: 0 E: 0 K: 1 S: 14	H: 0 LOB: 1 BB: 1 P: 21	R: 1 E: 0 K: 0 S: 7	H: 1 LOB: 0 BB: 0 P: 7	R: 0 E: 0 K: 2 S: 9	H: 0 LOB: 0 BB: 0 P: 15	R: 0 E: 0 K: 2 S: 15	H: 1 LOB: 2 BB: 1 P: 26	R: 1 E: 0 K: 0 S: 8	H: 3 LOB: 1 BB: 0 P: 12	R: 0 E: 0 K: 3 S: 12	H: 0 LOB: 0 BB: 0 P: 17	R: 0 E: 0 K: 1 S: 6	H: 0 LOB: 0 BB: 0 P: 7	1B: 2 2B: 3 3B: 0 HR: 0	SF: 0 SAC: 1 DP: 1 HBP: 0	WP: 0 PB: 0 SB: 0 CS: 0	PA: 30
<b>PITCHER</b>	IP WLS BF H R ER SO BB IBB HBP BLK WP HR S P ERA WHIP	IP WLS BF H R ER SO BB IBB HBP BLK WP HR S P ERA WHIP	IP WLS BF H R ER SO BB IBB HBP BLK WP HR S P ERA WHIP	IP WLS BF H R ER SO BB IBB HBP BLK WP HR S P ERA WHIP	IP WLS BF H R ER SO BB IBB HBP BLK WP HR S P ERA WHIP	IP WLS BF H R ER SO BB IBB HBP BLK WP HR S P ERA WHIP	IP WLS BF H R ER SO BB IBB HBP BLK WP HR S P ERA WHIP	IP WLS BF H R ER SO BB IBB HBP BLK WP HR S P ERA WHIP	IP WLS BF H R ER SO BB IBB HBP BLK WP HR S P ERA WHIP	IP WLS BF H R ER SO BB IBB HBP BLK WP HR S P ERA WHIP	IP WLS BF H R ER SO BB IBB HBP BLK WP HR S P ERA WHIP	IP WLS BF H R ER SO BB IBB HBP BLK WP HR S P ERA WHIP	IP WLS BF H R ER SO BB IBB HBP BLK WP HR S P ERA WHIP	IP WLS BF H R ER SO BB IBB HBP BLK WP HR S P ERA WHIP	IP WLS BF H R ER SO BB IBB HBP BLK WP HR S P ERA WHIP	IP WLS BF H R ER SO BB IBB HBP BLK WP HR S P ERA WHIP	IP WLS BF H R ER SO BB IBB HBP BLK WP HR S P ERA WHIP			

Chicago Cubs @ Atlanta Braves  
Turner Field, Atlanta, GA  
Sun Sep 10 2006, 1:05 PM EDT  
Att: 28,212 - Partly Cloudy - 81 F

AB	27
R	2
H	5
RBI	2
BB	2
SO	10
LOB	8

























Batter	1	2	3	4	5	6	7	8	9	AB	R	H	RBI	BB	SO	LOB	TOP					
6 Ryan Freel, R OBP: 0.365, SLG: 0.400	P4		K			1B S BB		K		3	0	0	0	1	2	3						
Norris Hopper, R OBP: 0.375, SLG: 0.350	B1-3				G1-3				F9	4	0	1	0	0	0	0						
Rich Aurilia, R OBP: 0.350, SLG: 0.530	P4		K			L9			G6-3	4	0	0	0	0	1	2						
12 Edwin Encarnación, R OBP: 0.371, SLG: 0.501		K			P4				K	4	0	0	0	0	2	0						
Adam Dunn, L OBP: 0.367, SLG: 0.509		K				L8			G3	3	0	0	0	0	1	0						
26 David Ross, R OBP: 0.355, SLG: 0.600		G6-3				K			K	3	0	0	0	0	2	0						
Royce Clayton, R OBP: 0.305, SLG: 0.339					G6-3					2	0	0	0	0	0	0						
Ray Olmedo, S OBP: 0.304, SLG: 0.333										0	0	0	0	0	0	0						
45 Bill Bray, L										0	0	0	0	0	0	0						
4 Brandon Phillips, R OBP: 0.332, SLG: 0.438						F7			G5-3	3	0	1	0	0	0	1						
Chris Michalak, L ERA: 4.88										1	0	0	0	0	0	1						
31 Matt Belisle, R ERA: 4.6										0	0	0	0	0	0	0						
27 Chris Denorfa, R ERA: 4.98										0	0	0	0	0	0	0						
38 Gary Majewski, R ERA: 4.98										0	0	0	0	0	0	0						
37 Brian Shackelford, L ERA: 7.47										0	0	0	0	0	0	0						
Ryan Franklin, R ERA: 6.81										0	0	0	0	0	0	0						
9 Juan Castro, R OBP: 0.272, SLG: 0.345										1	0	0	0	0	1	2						
<b>Inning Stats</b>	R: 0 E: 0 K: 0 S: 6	H: 0 LOB: 0 BB: 0 P: 7	R: 0 E: 0 K: 2 S: 9	H: 0 LOB: 0 BB: 0 P: 12	R: 0 E: 0 K: 2 S: 9	H: 1 LOB: 1 BB: 0 P: 12	R: 0 E: 0 K: 1 S: 6	H: 0 LOB: 0 BB: 0 P: 10	R: 0 E: 0 K: 1 S: 10	H: 0 LOB: 2 BB: 1 P: 15	R: 0 E: 0 K: 0 S: 13	H: 1 LOB: 2 BB: 1 P: 20	R: 0 E: 0 K: 1 S: 10	H: 0 LOB: 0 BB: 0 P: 14	R: 0 E: 0 K: 2 S: 8	H: 0 LOB: 2 BB: 0 P: 10	R: 0 E: 0 K: 1 S: 14	H: 0 LOB: 0 BB: 0 P: 18	1B: 1 2B: 1 3B: 0 HR: 0	SF: 0 SAC: 0 DP: 0 HBP: 1	WP: 0 PB: 0 SB: 2 CS: 0	PA: 31
<b>PITCHER</b>	IP	WLS	BF	H	R	ER	SO	BB	IBB	HBP	BLK	WP	HR	S	P	ERA	WHIP					
53 Rich Hill, L ERA: 4.12	9.0	W	31	2	0	0	10	1	0	1	0	0	0	85	118	0.00	0.333					

Cincinnati Reds @ Chicago Cubs  
Wrigley Field, Chicago, IL  
Sat Sep 16 2006, 3:05 PM CDT  
Att: 40,526 - Cloudy - 78 F

AB 29  
R 0  
H 2  
RBI 0  
BB 1  
SO 10  
LOB 9



Batter	1	2	3	4	5	6	7	8	9	AB	R	H	RBI	BB	SO	LOB	BOTTOM				
Juan Pierre, L OBP: 0.331, SLG: 0.384	16 2B	G1-2-3			G6-3	G6-3				4	1	1	0	0	0	4					
2 Ryan Theriot, R OBP: 0.388, SLG: 0.456	F9		E5		16 S BB			K		3	1	0	0	1	1	1					
16 Aramis Ramirez, R OBP: 0.350, SLG: 0.545	G3-1	G5-4-3	G5-4-3		19 2B FC4-2	1B		F9		4	0	2	2	0	0	1					
19 Matt Murton, R OBP: 0.360, SLG: 0.433	G3-1		G5-3		FC4-2	2B		K		4	0	1	0	0	1	1					
Jacque Jones, L OBP: 0.328, SLG: 0.491	G4-3			5 E 58 FC6-4	HBP	FC4-2			HR	3	2	1	1	0	0	3					
24 Henry Blanco, R OBP: 0.303, SLG: 0.428		58 1B G1-2-3	5 1B		G5-3	L7		K		4	0	1	0	0	1	3					
5 Ronny Cedeno, R OBP: 0.275, SLG: 0.333		58 1B			E6	58 FC6-4		G6-3		4	0	2	0	0	0	1					
58 Geovany Soto, R OBP: 0.231, SLG: 0.308					FC6-4			F9		4	0	2	1	0	0	2					
53 Rich Hill, L OBP: 0.148, SLG: 0.154					P6			K		4	0	0	0	0	3	6					
<b>Inning Stats</b>	R: 1 E: 0 K: 0 S: 9	H: 2 LOB: 1 BB: 0 P: 12	R: 0 E: 0 K: 1 S: 12	H: 3 LOB: 2 BB: 0 P: 16	R: 0 E: 1 K: 0 S: 4	H: 0 LOB: 0 BB: 0 P: 7	R: 1 E: 1 K: 0 S: 12	H: 0 LOB: 1 BB: 0 P: 18	R: 1 E: 0 K: 0 S: 12	H: 2 LOB: 2 BB: 1 P: 21	R: 0 E: 0 K: 1 S: 12	H: 1 LOB: 1 BB: 0 P: 16	R: 0 E: 0 K: 2 S: 8	H: 0 LOB: 0 BB: 0 P: 9	R: 1 E: 0 K: 2 S: 11	H: 2 LOB: 1 BB: 0 P: 17	1B: 6 2B: 3 3B: 0 HR: 1	SF: 0 SAC: 0 DP: 2 HBP: 1	WP: 0 PB: 0 SB: 1 CS: 0	PA: 36	
<b>PITCHER</b>	IP	WLS	BF	H	R	ER	SO	BB	IBB	HBP	BLK	WP	HR	S	P	ERA	WHIP				
45 Bill Bray, L ERA: 4.13	1.0		5	2	1	1	2	0	0	0	0	0	1	1	2	9.00	2.000				

Cincinnati Reds @ Chicago Cubs  
Wrigley Field, Chicago, IL  
Sat Sep 16 2006, 3:05 PM CDT  
Att: 40,526 - Cloudy - 78 F

AB 34  
R 4  
H 10  
RBI 4  
BB 1  
SO 6  
LOB 22



















Batter	1	2	3	4	5	6	7	8	9	AB	R	H	RBI	BB	SO	LOB	TOP			
Juan Pierre, L (1,8) OBP: 0.328, SLG: 0.384	G4-3		K		F8			G4-3		4	0	0	0	0	1	0	<b>Chicago Cubs @ Philadelphia Phillies</b> Citizens Bank Park, Philadelphia, PA Wed Sep 20 2006, 7:05 PM EDT Att: 35,269 - Clear - 65 F  <b>AB 32</b> <b>R 2</b> <b>H 6</b> <b>RBI 2</b> <b>BB 3</b> <b>SO 12</b> <b>LOB 13</b>  			
Freddie Bynum, L (1,4) OBP: 0.309, SLG: 0.429	F7			K		G4-3		G6-3 16 G6-3 3B		4	1	1	0	0	1	0				
16 Aramis Ramirez, R (1,5) OBP: 0.351, SLG: 0.552	K			9 BB 1B		F8		G6-3		4	1	1	1	0	1	0				
Jacque Jones, L (1,9) OBP: 0.333, SLG: 0.496		19 G5-4-3 BB		9 1B 1-2 BB		1-0 1B		3-H 0-3 K		2	0	1	0	2	1	0				
19 Matt Murton, R (1,7) OBP: 0.362, SLG: 0.445	G5-4-3			F5		2-3 K		24 G4-3 1B		4	0	1	0	0	1	4				
9 Scott Moore, L (1,3) OBP: 0.400, SLG: 0.682				2-1 1B		1-3 2-H 1B		F8		3	0	2	1	1	0	1				
24 Henry Blanco, R (1,2) OBP: 0.306, SLG: 0.426	P2			F8		1-3 K		G4-3		4	0	0	0	0	1	5				
5 Ronny Cedeno, R (1,6) OBP: 0.274, SLG: 0.342			K		P2		K	K		4	0	0	0	0	3	2				
Les Walrod, L (1,1) 43 Michael Wuerzt, R (4,1) 27 Buck Coats, L (5,PH) 13 Will Ohman, L (5,1) Jae Kuk Ryu, R (5,1) John Mabry, R (7,PH) 44 Roberto Novoa, R (7,1) 37 Angel Guzman, R (8,1)			K		K		K			1	0	0	0	0	0	0				
<b>Inning Stats</b>	R: 0 E: 0 K: 1 S: 8	H: 0 LOB: 0 BB: 0 P: 11	R: 0 E: 0 K: 0 S: 9	H: 0 LOB: 1 BB: 2 P: 19	R: 0 E: 0 K: 3 S: 9	H: 0 LOB: 0 BB: 0 P: 12	R: 1 E: 0 K: 1 S: 14	H: 2 LOB: 2 BB: 1 P: 25	R: 0 E: 0 K: 1 S: 6	H: 1 LOB: 1 BB: 0 P: 9	R: 0 E: 0 K: 3 S: 10	H: 1 LOB: 1 BB: 0 P: 13	R: 1 E: 0 K: 1 S: 6	H: 1 LOB: 0 BB: 0 P: 6	R: 0 E: 0 K: 1 S: 9	H: 1 LOB: 1 BB: 0 P: 12		1B: 4 2B: 1 3B: 1 HR: 0	SF: 0 SAC: 0 DP: 1 HBP: 0	WP: 1 PB: 0 SB: 0 CS: 0
<b>PITCHER</b> 39 Brett Myers, R (1,1) ERA: 3.94	IP: 9.0 WLS: W BF: 35 H: 6 R: 2 ER: 2 SO: 12 BB: 3 IBB: 0 HBP: 0 BLK: 0 WP: 1 HR: 0 S: 80 P: 119 ERA: 2.00 WHIP: 1.000											<b>PITCHER</b> 37 Angel Guzman, R (8,1) ERA: 7.67	IP: 1.0 WLS: L BF: 5 H: 1 R: 0 ER: 0 SO: 0 BB: 0 IBB: 1 HBP: 0 BLK: 0 WP: 0 HR: 0 S: 10 P: 20 ERA: 6.00 WHIP: 2.667							

Batter	1	2	3	4	5	6	7	8	9	AB	R	H	RBI	BB	SO	LOB	BOTTOM
11 Jimmy Rollins, S (1,6) OBP: 0.334, SLG: 0.465	K	K		K2-3		SH1-3 26 HR 2B		SH1-3 2B		5	1	2	0	0	3	4	<b>Chicago Cubs @ Philadelphia Phillies</b> Citizens Bank Park, Philadelphia, PA Wed Sep 20 2006, 7:05 PM EDT Att: 35,269 - Clear - 65 F  <b>AB 31</b> <b>R 6</b> <b>H 9</b> <b>RBI 6</b> <b>BB 7</b> <b>SO 10</b> <b>LOB 22</b>  
8 Shane Victorino, S (1,8) OBP: 0.343, SLG: 0.405	2B		G4-3	G4-3		SH1-3		SH1-3		3	0	1	0	0	0	2	
26 Chase Utley, L (1,4) OBP: 0.369, SLG: 0.516	BB		K		K	HR		F7		4	1	1	2	1	2	1	
6 Ryan Howard, L (1,3) OBP: 0.414, SLG: 0.670	K		G3-1		1B FC3	K		FC6-4 IBB		4	1	1	0	1	2	2	
Jeff Conine, R (1,9) OBP: 0.328, SLG: 0.404	K			2B BB	F9 FC3	F9		FC6-4		4	1	1	0	1	1	4	
9 Michael Bourn, L (9,9)	K			2B BB	F9 FC3	F9		1-2		0	0	0	0	0	0	0	
Pat Burrell, R (1,7) OBP: 0.380, SLG: 0.491		G5-3 BB		2B 1B BB	FC3	HR				2	2	1	2	2	0	1	
29 Chris Roberson, S (8,9) OBP: 0.200, SLG: 0.250		G5-3		1B 2B	F9	G6-3				4	0	1	1	0	0	3	
Mike Lieberthal, R (1,2) OBP: 0.323, SLG: 0.483				1-3 2-H 2B	39 SH3-4 1B	K				2	0	1	1	2	1	0	
Abraham Nunez, S (1,5) OBP: 0.298, SLG: 0.273				2-3 3-H 1B	3-2 BB	G4-3				3	0	0	0	0	1	5	
39 Brett Myers, R (1,1) OBP: 0.098, SLG: 0.035				SH3-4	F9					1B: 2 2B: 5 3B: 0 HR: 2	SF: 0 SAC: 3 DP: 0 HBP: 0	WP: 0 PB: 0 SB: 0 CS: 0	PA: 41				
<b>PITCHER</b> Les Walrod, L (1,1) ERA: 7.24 43 Michael Wuerzt, R (4,1) ERA: 2.75 13 Will Ohman, L (5,1) ERA: 4.24 Jae Kuk Ryu, R (5,1) ERA: 7.5 44 Roberto Novoa, R (7,1) ERA: 4.32	IP: 3.0 WLS: L BF: 17 H: 3 R: 2 ER: 2 SO: 6 BB: 5 IBB: 0 HBP: 0 BLK: 0 WP: 0 HR: 0 S: 39 P: 76 ERA: 6.00 WHIP: 2.667											<b>PITCHER</b> 37 Angel Guzman, R (8,1) ERA: 7.67	IP: 1.0 WLS: L BF: 5 H: 1 R: 0 ER: 0 SO: 0 BB: 0 IBB: 1 HBP: 0 BLK: 0 WP: 0 HR: 0 S: 10 P: 20 ERA: 6.00 WHIP: 2.667				



Batter	1	2	3	4	5	6	7	8	9	AB	R	H	RBI	BB	SO	LOB	TOP					
Juan Pierre, L (1, 8) OBP: 0.330, SLG: 0.385	1-0 2 SH 1B		1-0 G4-3		0-0 19 WP 2 BB 1B					3	1	2	0	0	0	0	Chicago Cubs @ Cincinnati Reds Great American Ball Park, Cincinnati, OH Fri Sep 22 2006, 7:10 PM EDT Att: 21,332 - Overcast - 66 F					
2 Ryan Theriot, R (1, 4) OBP: 0.417, SLG: 0.529	1-0 SH 16 CS 1-H		4-1 29 WP 19 HBP BB		4-1 19 WP BB					0	0	0	0	2	0	0						
16 Aramis Ramirez, R (1, 5) OBP: 0.350, SLG: 0.549	1-1 L5 1-2		1-1 F7		1-3 K					3	0	0	0	0	1	4						
19 Matt Murton, R (1, 7) OBP: 0.362, SLG: 0.443	2-1 F9		2-2 29 WP HBP		2-2 G6-3					2	0	0	0	0	2							
29 Angel Pagán, S (1, 9)		0-2 F7	1-2 G4-3							2	0	0	0	0	2							
24 Henry Blanco, R (1, 3)		2-0 HR		1-1 G6-3						2	1	1	1	0	0	0						
5 Ronny Cedeno, R (1, 6) OBP: 0.275, SLG: 0.345		0-0 E7 58 FC5-2 2B		0-3 K						2	0	1	0	0	1	0						
58 Geovany Soto, R (1, 2) OBP: 0.261, SLG: 0.273		0-2 FC5-2		1-0 G3-1						2	0	0	0	0	0	1						
53 Rich Hill, L (1, 1) OBP: 0.138, SLG: 0.143		0-1 L8		2-3 K						2	0	0	0	0	1	1						
<b>Inning Stats</b>	R: 1 E: 1 K: 0 S: 6	H: 1 LOB: 0 BB: 0 P: 11	R: 1 E: 1 K: 0 S: 10	H: 2 LOB: 1 BB: 0 P: 12	R: 0 E: 0 K: 0 S: 9	H: 0 LOB: 2 BB: 1 P: 18	R: 0 E: 0 K: 1 S: 7	H: 0 LOB: 0 BB: 0 P: 9	R: 0 E: 0 K: 2 S: 17	H: 1 LOB: 2 BB: 1 P: 26						WP: 2 PA: 22						
<b>PITCHER</b>	IP	WLS	BF	H	R	ER	SO	BB	IBB	HBP	BLK	WP	HR	S	P	ERA	WHIP					
Chris Michalak, L (1, 1) ERA: 4.5	4.1	W	20	4	2	1	2	2	0	1	0	1	1	39	63	2.08	1.385					
56 Todd Coffey, R (5, 1) ERA: 3.42	0.2	S	2	0	0	0	1	0	0	0	0	1	0	10	13	0.00	0.000					

AB	18
R	2
H	4
RBI	1
BB	2
SO	3
LOB	10



Batter	1	2	3	4	5	6	7	8	9	AB	R	H	RBI	BB	SO	LOB	BOTTOM					
27 Chris Denorfia, R (1, 8) OBP: 0.300, SLG: 0.301	2-2 G6-3		2-3 K		1-0 F8					3	0	0	0	0	1	0	Chicago Cubs @ Cincinnati Reds Great American Ball Park, Cincinnati, OH Fri Sep 22 2006, 7:10 PM EDT Att: 21,332 - Overcast - 66 F					
4 Brandon Phillips, R (1, 6) OBP: 0.327, SLG: 0.431	0-3 K		1-2 F9		1-3 K					3	0	0	0	2	0							
Rich Aurilia, R (1, 3) OBP: 0.347, SLG: 0.522	1-3 K			0-0 12 HR 1B	3-3 K					3	1	1	0	0	2	0						
Adam Dunn, L (1, 7) OBP: 0.369, SLG: 0.507		2-2 L9		2-1 P6						2	0	0	0	0	1							
12 Edwin Encarnación, R (1, 5) OBP: 0.366, SLG: 0.497		4-1 BB		1-0 HR						1	1	1	2	1	0	0						
26 David Ross, R (1, 2) OBP: 0.352, SLG: 0.581		2-3 K		2-3 K						2	0	0	0	2	1							
9 Juan Castro, R (1, 4) OBP: 0.276, SLG: 0.345		1-3 K		4-2 BB						1	0	0	0	1	1	1						
Norris Hopper, R (1, 9) OBP: 0.400, SLG: 0.480			1-2 HR	1-3 K						2	1	1	1	0	1	1						
Chris Michalak, L (1, 1) OBP: 0.375, SLG: 0.429			1-3 K		3-2 HR					1	0	0	0	0	1	0						
56 Todd Coffey, R (5, 1) Brendan Harris, R (5, PH) OBP: 0.310, SLG: 0.368										0	0	0	0	0	0	0						
<b>Inning Stats</b>	R: 0 E: 0 K: 2 S: 11	H: 0 LOB: 0 BB: 0 P: 14	R: 0 E: 0 K: 2 S: 11	H: 0 LOB: 1 BB: 1 P: 20	R: 1 E: 0 K: 2 S: 12	H: 1 LOB: 0 BB: 0 P: 17	R: 2 E: 0 K: 2 S: 18	H: 2 LOB: 1 BB: 1 P: 28	R: 1 E: 0 K: 2 S: 12	H: 1 LOB: 0 BB: 0 P: 20						WP: 0 PA: 21						
<b>PITCHER</b>	IP	WLS	BF	H	R	ER	SO	BB	IBB	HBP	BLK	WP	HR	S	P	ERA	WHIP					
53 Rich Hill, L (1, 1) ERA: 4.29	5.0	L	21	4	4	4	10	2	0	0	0	0	3	64	99	7.20	1.200					

AB	19
R	4
H	4
RBI	4
BB	2
SO	10
LOB	4





Batter	1	2	3	4	5	6	7	8	9	AB	R	H	RBI	BB	SO	LOB	TOP			
Juan Pierre, L (1,8) OBP: 0.330, SLG: 0.388	1-1 E 2B	1-1 E4 2S		1-2 F8	1-1 G4-3		1-0 G5-3 2B			5	1	2	1	0	0	0				
2 Ryan Theriot, R (1,4) OBP: 0.416, SLG: 0.523	2-0 E2 16 HR	3-2 G1-3		2-2 19 BB 29 BB 16 E	0-2 L9		1-2 G5-3			5	2	2	0	0	0	2				
16 Aramis Ramirez, R (1,5) OBP: 0.350, SLG: 0.555	0-0 2H HR		1-2	3-2 29 BB 19 BB 1B	2-2 F9		1-0 G3			5	3	2	2	0	0	2				
19 Matt Murton, R (1,7) OBP: 0.362, SLG: 0.442	1-3 K		1-0	4-0 29 BB 1B		1-1 G5-3		1-2 G3-1		4	2	1	0	1	1	0				
29 Angel Pagán, S (1,9) OBP: 0.313, SLG: 0.409	1-2 K		0-1	1-2 1B	4-1 1B 24 E	1-0 G6-3		0-0 G4-3		4	1	1	1	1	1	0				
John Mabry, L (1,3) OBP: 0.293, SLG: 0.328	4-2 BB		0-2	1-3 1B	0-0	1-0 1B		2-0 F8		3	0	2	3	1	0	0				
24 Henry Blanco, R (1,2) OBP: 0.301, SLG: 0.431	2-2 G5-3		0-3	1-2 1B	1-3 24 E	0-1 P4				5	0	0	1	0	2	4				
5 Ronny Cedeno, R (1,6) OBP: 0.272, SLG: 0.341		0-0 F8	1-0 L8	1-3 K		1-0 E5 2B		0-0 F9		5	1	0	0	0	1	3				
38 Carlos Zambrano, S (1,1) OBP: 0.167, SLG: 0.414		1-2 G3				0-3 K		0-1 G4-3		4	1	1	1	0	2	3				
47 Scott Eyre, L (8,1)										0	0	0	0	0	0	0				
Bob Howry, L (8,1) OBP: 1.000, SLG: 1.000										0	0	0	0	0	0	0				
27 Buck Coats, L (9,PH) OBP: 0.154, SLG: 0.231										1	0	0	0	0	0	0				
46 Ryan Dempster, R (9,1)										0	0	0	0	0	0	0				
<b>Inning Stats</b>	R: 3 E: 1 K: 2 S: 16	H: 3 LOB: 1 BB: 1 P: 27	R: 0 E: 1 K: 0 S: 12	H: 0 LOB: 1 BB: 0 P: 17	R: 2 E: 1 K: 1 S: 13	H: 3 LOB: 1 BB: 0 P: 16	R: 5 E: 2 K: 2 S: 24	H: 3 LOB: 2 BB: 2 P: 41	R: 0 E: 0 K: 0 S: 10	H: 1 LOB: 1 BB: 0 P: 13	R: 1 E: 1 K: 1 S: 10	H: 1 LOB: 1 BB: 0 P: 14	R: 0 E: 0 K: 0 S: 5	H: 0 LOB: 0 BB: 0 P: 8	R: 0 E: 0 K: 1 S: 6	H: 0 LOB: 0 BB: 0 P: 7	1B: 6 2B: 3 3B: 0 HR: 2	SF: 1 SAC: 0 DP: 0 HBP: 0	WP: 0 PB: 0 SB: 1 CS: 0	PA: 45
<b>PITCHER</b>	IP WLS BF H R ER SO	IP WLS BF H R ER SO	IP WLS BF H R ER SO	IP WLS BF H R ER SO	IP WLS BF H R ER SO	IP WLS BF H R ER SO	IP WLS BF H R ER SO	IP WLS BF H R ER SO	IP WLS BF H R ER SO	IP WLS BF H R ER SO	IP WLS BF H R ER SO	IP WLS BF H R ER SO	IP WLS BF H R ER SO	IP WLS BF H R ER SO	IP WLS BF H R ER SO	IP WLS BF H R ER SO	ERA WHIP	ERA WHIP		
Kyle Lohse, R (1,1) ERA: 6.04	3.0 L 18 7 6 5 3	18 1 0 0 0 0	1 0 0 0	0 0 0 0	0 0 0 0	0 0 0 0	0 0 0 0	0 0 0 0	0 0 0 0	0 0 0 0	0 0 0 0	0 0 0 0	0 0 0 0	0 0 0 0	0 0 0 0	0 0 0 0	15.00 2.667	0.00 6.000		
Jason Standridge, R (4,1) ERA: 4.82	0.1 1 0 0	0 0 0 0	1 0 0 0	0 0 0 0	0 0 0 0	0 0 0 0	0 0 0 0	0 0 0 0	0 0 0 0	0 0 0 0	0 0 0 0	0 0 0 0	0 0 0 0	0 0 0 0	0 0 0 0	0 0 0 0	0.00 3.000	40.50 3.000		
45 Bill Bray, L (4,1) ERA: 4.2	0.2 5 1 4	3 2 1 0	0 0 0 0	0 0 0 0	0 0 0 0	0 0 0 0	0 0 0 0	0 0 0 0	0 0 0 0	0 0 0 0	0 0 0 0	0 0 0 0	0 0 0 0	0 0 0 0	0 0 0 0	0 0 0 0	0.00 6.667	0.00 0.000		
Jason Johnson, R (5,1) ERA: 6.11	3.0 12 2 1	0 1 0 1	0 0 0 0	0 0 0 0	0 0 0 0	0 0 0 0	0 0 0 0	0 0 0 0	0 0 0 0	0 0 0 0	0 0 0 0	0 0 0 0	0 0 0 0	0 0 0 0	0 0 0 0	0 0 0 0	0.00 0.000	0.00 0.000		
38 Gary Majewski, R (8,1) ERA: 4.54	1.0 3 0 0	0 0 0 0	0 0 0 0	0 0 0 0	0 0 0 0	0 0 0 0	0 0 0 0	0 0 0 0	0 0 0 0	0 0 0 0	0 0 0 0	0 0 0 0	0 0 0 0	0 0 0 0	0 0 0 0	0 0 0 0	0.00 0.000	0.00 0.000		

Chicago Cubs @ Cincinnati Reds  
Great American Ball Park, Cincinnati, OH  
Sat Sep 23 2006, 6:10 PM EDT  
Att: 28,264 - Overcast - 69 F

AB	41
R	11
H	11
RBI	9
BB	3
SO	7
LOB	14



Batter	1	2	3	4	5	6	7	8	9	AB	R	H	RBI	BB	SO	LOB	BOTTOM					
Dewayne Wise, L (1,8) OBP: 0.207, SLG: 0.276	1-0 F8	3-1 2H 2B			2-2 G6-3		0-2 G4-3		2-2 E3	5	0	1	1	0	0	1						
Scott Hatteberg, L (1,3) OBP: 0.384, SLG: 0.439	2-1 G6-3	0-2 G6-3			4-2 12 BB BB		1-0 F7		2-1 G4-3	4	0	0	0	1	0	3						
12 Edwin Encarnación, R (1,5) OBP: 0.367, SLG: 0.496	1-3 K		0-1		4-0 1-2 BB			1-2 G1-3		3	0	1	0	1	1	0						
Adam Dunn, L (1,7) OBP: 0.370, SLG: 0.507		3-2 4 HR 1B	2-3 K		1-1 P5		0-1 FC6-4 1B			4	1	2	0	0	1	3						
Javier Valentin, S (1,2) OBP: 0.313, SLG: 0.444		0-1 F8	2-2 F8		0-0 L7		2-3 K			4	0	0	0	0	1	5						
Todd Hollandsworth, L (1,9) OBP: 0.277, SLG: 0.433		0-1	3-3 K			2-3 K		0-0 FC6-4		3	1	1	0	0	2	1						
Norris Hopper, R (8,PH) OBP: 0.387, SLG: 0.462		1-2 4 HR 1B						1-2		1	0	0	0	0	0	1						
4 Brandon Phillips, R (1,6) OBP: 0.329, SLG: 0.439		0-0 1H 2H HR		1-0 K 2B		1-3 K		0-2 K		4	1	2	3	0	2	0						
Ray Olmedo, S (1,4) OBP: 0.275, SLG: 0.351		4-1 G6-3 2B BB		3-3 K		3-1 G4-3		2-3 K		3	1	0	0	1	2	1						
Kyle Lohse, R (1,1) ERA: 3.43	7.0 W 29 6 4 4 7	29 0 0 0 0 0	3 0 0 0	0 0 0 0	0 0 0 0	0 0 0 0	0 0 0 0	0 0 0 0	0 0 0 0	0 0 0 0	0 0 0 0	0 0 0 0	0 0 0 0	0 0 0 0	0 0 0 0	0 0 0 0	5.14 1.286	0.00 1.500				
47 Scott Eyre, L (8,1) ERA: 2.85	0.2 3 1 0	0 0 0 0	0 0 0 0	0 0 0 0	0 0 0 0	0 0 0 0	0 0 0 0	0 0 0 0	0 0 0 0	0 0 0 0	0 0 0 0	0 0 0 0	0 0 0 0	0 0 0 0	0 0 0 0	0 0 0 0	0.00 0.000	0.00 0.000				
Bob Howry, R (8,1) ERA: 3.22	0.1 1 0 0	0 0 0 0	0 0 0 0	0 0 0 0	0 0 0 0	0 0 0 0	0 0 0 0	0 0 0 0	0 0 0 0	0 0 0 0	0 0 0 0	0 0 0 0	0 0 0 0	0 0 0 0	0 0 0 0	0 0 0 0	0.00 0.000	0.00 0.000				
46 Ryan Dempster, R (9,1) ERA: 4.77	1.0 5 1 0	0 0 0 2	0 0 0 0	0 0 0 0	0 0 0 0	0 0 0 0	0 0 0 0	0 0 0 0	0 0 0 0	0 0 0 0	0 0 0 0	0 0 0 0	0 0 0 0	0 0 0 0	0 0 0 0	0 0 0 0	0.00 1.000	0.00 1.000				
<b>Inning Stats</b>	R: 0 E: 0 K: 1 S: 6	H: 0 LOB: 0 BB: 0 P: 10	R: 4 E: 0 K: 0 S: 15	H: 4 LOB: 1 BB: 1 P: 25	R: 0 E: 0 K: 2 S: 11	H: 1 LOB: 1 BB: 0 P: 18	R: 0 E: 0 K: 2 S: 7	H: 1 LOB: 0 BB: 0 P: 13	R: 0 E: 0 K: 0 S: 10	H: 0 LOB: 2 BB: 2 P: 21	R: 0 E: 0 K: 2 S: 9	H: 0 LOB: 0 BB: 0 P: 15	R: 0 E: 0 K: 0 S: 6	H: 0 LOB: 0 BB: 0 P: 8	R: 0 E: 0 K: 1 S: 9	H: 1 LOB: 1 BB: 0 P: 12	R: 0 E: 1 K: 2 S: 17	H: 1 LOB: 2 BB: 0 P: 26	1B: 4 2B: 3 3B: 0 HR: 1	SF: 0 SAC: 0 DP: 0 HBP: 0	WP: 0 PB: 0 SB: 0 CS: 0	PA: 38
<b>PITCHER</b>	IP WLS BF H R ER SO	IP WLS BF H R ER SO	IP WLS BF H R ER SO	IP WLS BF H R ER SO	IP WLS BF H R ER SO	IP WLS BF H R ER SO	IP WLS BF H R ER SO	IP WLS BF H R ER SO	IP WLS BF H R ER SO	IP WLS BF H R ER SO	IP WLS BF H R ER SO	IP WLS BF H R ER SO	IP WLS BF H R ER SO	IP WLS BF H R ER SO	IP WLS BF H R ER SO	IP WLS BF H R ER SO	ERA WHIP	ERA WHIP				

Chicago Cubs @ Cincinnati Reds  
Great American Ball Park, Cincinnati, OH  
Sat Sep 23 2006, 6:10 PM EDT  
Att: 28,264 - Overcast - 69 F

AB	35
R	4
H	8
RBI	4
BB	3
SO	10
LOB	17





Batter	1	2	3	4	5	6	7	8	9	AB	R	H	RBI	BB	SO	LOB	TOP					
Juan Pierre, L (1,8) OBP: 0.330, SLG: 0.387										4	0	1	0	0	0	0	<b>Chicago Cubs @ Cincinnati Reds</b> Great American Ball Park, Cincinnati, OH Sun Sep 24 2006, 1:15 PM EDT Att: 22,226 - Partly Cloudy - 69 F					
Freddie Bynum, L (1,4) OBP: 0.307, SLG: 0.423 46 Ryan Dempster, R (9,1) 47 Scott Eyre, L (9,1)										4	0	1	0	0	1	1						
16 Aramis Ramirez, R (1,5) OBP: 0.349, SLG: 0.558										4	1	1	1	0	0	2						
19 Matt Murton, R (1,7) OBP: 0.359, SLG: 0.438										4	0	0	0	0	1	2						
9 Scott Moore, L (1,3) OBP: 0.357, SLG: 0.600 Bob Howry, L (8,1) OBP: 1.000, SLG: 1.000 2 Ryan Theriot, R (9,PH) OBP: 0.421, SLG: 0.527										3	0	0	0	0	1	0						
24 Henry Blanco, R (1,2) OBP: 0.300, SLG: 0.428										4	0	1	0	0	2	0						
27 Buck Coats, L (1,9) OBP: 0.176, SLG: 0.412										4	1	1	1	0	0	3						
5 Ronny Cedeno, R (1,6) OBP: 0.271, SLG: 0.339										3	0	0	0	0	3	1						
51 Juan Mateo, R (1,1) 43 Michael Wuertz, R (6,1) 13 Will Ohman, L (7,1) OBP: 1.000, SLG: 1.000 John Mabry, L (8,PH) OBP: 0.292, SLG: 0.326										2	0	0	0	0	1	1						
<b>Inning Stats</b>	R: 0 E: 0 K: 2 S: 10	H: 1 LOB: 1 BB: 0 P: 11	R: 0 E: 0 K: 0 S: 5	H: 0 LOB: 0 BB: 0 P: 6	R: 0 E: 0 K: 2 S: 7	H: 0 LOB: 0 BB: 0 P: 9	R: 1 E: 0 K: 0 S: 8	H: 1 LOB: 0 BB: 0 P: 10	R: 0 E: 1 K: 2 S: 9	H: 0 LOB: 1 BB: 0 P: 10	R: 0 E: 0 K: 0 S: 7	H: 0 LOB: 0 BB: 0 P: 9	R: 0 E: 0 K: 2 S: 11	H: 0 LOB: 0 BB: 0 P: 13	R: 1 E: 0 K: 1 S: 11	H: 1 LOB: 0 BB: 0 P: 14		R: 0 E: 0 K: 0 S: 19	H: 3 LOB: 3 BB: 0 P: 28	1B: 4 2B: 0 3B: 0 HR: 2	SF: 0 SAC: 0 DP: 0 HBP: 0	WP: 0 PB: 0 SB: 2 CS: 0
<b>PITCHER</b> 39 Aaron Harang, R (1,1) ERA: 3.83	IP: 9.0 WLS: W BF: 34 H: 6 R: 2 ER: 2 SO: 9 BB: 0 IBB: 0 HBP: 0 BLK: 0 WP: 0 HR: 2 S: 87 P: 110 ERA: 2.00 WHIP: 0.667															<b>PITCHER</b> 47 Scott Eyre, L (9,1) ERA: 2.85	IP: 0.0 WLS: 1 BF: 1 H: 1 R: 0 ER: 0 SO: 0 BB: 0 IBB: 0 HBP: 0 BLK: 0 WP: 0 HR: 0 S: 8 P: 11 ERA: 1.80 WHIP: 1.200					

AB 34  
R 2  
H 6  
RBI 2  
BB 0  
SO 9  
LOB 10



Batter	1	2	3	4	5	6	7	8	9	AB	R	H	RBI	BB	SO	LOB	BOTTOM			
27 Chris Denorfia, R (1,8) OBP: 0.326, SLG: 0.333										4	1	2	0	1	0	0	<b>Chicago Cubs @ Cincinnati Reds</b> Great American Ball Park, Cincinnati, OH Sun Sep 24 2006, 1:15 PM EDT Att: 22,226 - Partly Cloudy - 69 F			
Scott Hatteberg, L (1,3) OBP: 0.388, SLG: 0.439										2	0	1	0	3	1	1				
Rich Aurilia, R (1,6) OBP: 0.346, SLG: 0.517										4	0	0	0	1	0	4				
Adam Dunn, L (1,7) OBP: 0.370, SLG: 0.506 Dewayne Wise, L (2,7) OBP: 0.219, SLG: 0.281 Royce Clayton, R (9,PH) OBP: 0.305, SLG: 0.341										1	0	0	0	0	1	2				
12 Edwin Encarnación, R (1,5) OBP: 0.368, SLG: 0.496										4	1	2	0	0	0	2				
4 Brandon Phillips, R (1,4) OBP: 0.328, SLG: 0.438										4	0	1	0	0	1	2				
Norris Hopper, R (1,9) OBP: 0.343, SLG: 0.490										4	0	0	1	0	2	3				
Jason LaRue, R (1,2) OBP: 0.314, SLG: 0.337 Todd Hollandsworth, L (9,PH) OBP: 0.281, SLG: 0.440 Ray Olmedo, S (9,PR) OBP: 0.276, SLG: 0.351										2	0	0	0	1	1	0				
39 Aaron Harang, R (1,1) OBP: 0.139, SLG: 0.114 9 Juan Castro, R (9,PH) OBP: 0.274, SLG: 0.342										3	0	0	0	0	3	2				
<b>Inning Stats</b>	R: 0 E: 0 K: 1 S: 9	H: 1 LOB: 2 BB: 1 P: 21	R: 0 E: 0 K: 1 S: 7	H: 0 LOB: 0 BB: 0 P: 10	R: 0 E: 0 K: 1 S: 8	H: 0 LOB: 1 BB: 1 P: 16	R: 1 E: 0 K: 1 S: 11	H: 2 LOB: 2 BB: 1 P: 20	R: 0 E: 0 K: 0 S: 5	H: 0 LOB: 0 BB: 0 P: 6	R: 0 E: 0 K: 3 S: 12	H: 0 LOB: 1 BB: 1 P: 21	R: 0 E: 0 K: 2 S: 14	H: 2 LOB: 2 BB: 0 P: 16	R: 2 E: 0 K: 1 S: 19	H: 4 LOB: 3 BB: 1 P: 35		1B: 8 2B: 1 3B: 0 HR: 0	SF: 0 SAC: 0 DP: 0 HBP: 0	WP: 2 PB: 0 SB: 0 CS: 0
<b>PITCHER</b> 51 Juan Mateo, R (1,1) ERA: 4.09 43 Michael Wuertz, R (6,1) ERA: 2.63 13 Will Ohman, L (7,1) ERA: 4.22 Bob Howry, R (8,1) ERA: 3.18 46 Ryan Dempster, R (9,1) ERA: 5.0	IP: 5.0 WLS: 2 BF: 22 H: 3 R: 1 ER: 1 SO: 4 BB: 3 IBB: 0 HBP: 0 BLK: 0 WP: 0 HR: 0 S: 46 P: 86 ERA: 1.80 WHIP: 1.200															<b>PITCHER</b> 47 Scott Eyre, L (9,1) ERA: 2.85	IP: 0.0 WLS: 1 BF: 1 H: 1 R: 0 ER: 0 SO: 0 BB: 0 IBB: 0 HBP: 0 BLK: 0 WP: 0 HR: 0 S: 8 P: 11 ERA: 1.80 WHIP: 1.200			

AB 34  
R 3  
H 9  
RBI 2  
BB 6  
SO 10  
LOB 18









Batter	1	2	3	4	5	6	7	8	9	AB	R	H	RBI	BB	SO	LOB	TOP										
<b>Brady Clark, R</b> OBP: 0.350, SLG: 0.329 (1, 8)	L7		2B		F9		G4-3		9 HR	5	1	2	0	0	0	1	<b>Milwaukee Brewers @ Chicago Cubs</b> Wrigley Field, Chicago, IL Tue Sep 26 2006, 7:05 PM CDT Att: 31,932 - Clear - 68 F										
<b>9 Tony Graffanino, R</b> OBP: 0.355, SLG: 0.421 (1, 4)	P6				P5		28 2B		HR	5	1	2	3	0	1	1											
<b>28 Prince Fielder, L</b> OBP: 0.350, SLG: 0.481 (1, 3)	K		G4-3		F7				G3	5	0	1	0	0	1	1											
<b>2 Bill Hall, R</b> OBP: 0.341, SLG: 0.546 (1, 6)										4	2	3	1	1	1	2											
<b>1 Corey Hart, R</b> OBP: 0.332, SLG: 0.458 (1, 9)										3	1	1	0	2	1	3											
<b>Kevin Mench, R</b> OBP: 0.313, SLG: 0.419 (1, 7)										4	0	0	0	0	1	5											
<b>David Bell, R</b> OBP: 0.335, SLG: 0.400 <b>8 Vinny Rottino, R</b> OBP: 0.182, SLG: 0.182 (8, 5)										4	0	2	1	0	1	2											
<b>11 Mike Rivera, R</b> OBP: 0.328, SLG: 0.456 (1, 2)										4	0	0	1	0	0	4											
<b>12 Carlos Villanueva, R</b> OBP: 0.291, SLG: 0.292 (6, 1) <b>Geremi Gonzalez, R</b> (6, 1) <b>Dan Kolb, R</b> (6, 1) <b>22 Tony Gwynn Jr., L</b> OBP: 0.297, SLG: 0.154 (7, PH) <b>Derrick Turnbow, R</b> (7, 1) <b>45 Dennis Sarfate, R</b> (8, 1) <b>18 Gabe Gross, R</b> OBP: 0.360, SLG: 0.441 (9, PH)										2	0	0	0	0	1	1											
<b>Inning Stats</b>	R: 0 E: 0 K: 1 S: 8	H: 0 LOB: 0 BB: 0 P: 13	R: 1 E: 0 K: 0 S: 9	H: 2 LOB: 1 BB: 1 P: 16	R: 0 E: 0 K: 2 S: 10	H: 1 LOB: 1 BB: 0 P: 17	R: 2 E: 0 K: 0 S: 7	H: 1 LOB: 1 BB: 2 P: 16	R: 0 E: 0 K: 0 S: 6	H: 0 LOB: 0 BB: 0 P: 13	R: 0 E: 0 K: 0 S: 11	H: 2 LOB: 2 BB: 0 P: 19	R: 1 E: 0 K: 1 S: 17	H: 3 LOB: 2 BB: 0 P: 24	R: 0 E: 0 K: 2 S: 11	H: 0 LOB: 0 BB: 0 P: 18		R: 2 E: 0 K: 2 S: 13	H: 3 LOB: 1 BB: 0 P: 22	1B: 6 2B: 4 3B: 0 HR: 2	SF: 0 SAC: 0 DP: 1 HBP: 0	WP: 1 PB: 0 SB: 0 CS: 0	PA: 41				
<b>PITCHER</b>	IP	WLS	BF	H	R	ER	SO	BB	IBB	HBP	BLK	WP	HR	S	P	ERA	WHIP										
<b>45 Sean Marshall, L</b> ERA: 5.59 (1, 1)	6.0	W	26	6	3	3	3	3	0	0	0	1	1	51	94	4.50	1.500										
<b>44 Roberto Novoa, R</b> ERA: 4.32 (7, 1)	1.0		6	3	1	1	1	0	0	0	0	0	0	17	24	9.00	3.000										
<b>46 Ryan Dempster, R</b> ERA: 4.93 (8, 1)	1.0		3	0	0	0	2	0	0	0	0	0	0	11	18	0.00	0.000										
<b>Jae Kuk Ryu, R</b> ERA: 8.31 (9, 1)	1.0		6	3	2	2	2	0	0	0	0	0	1	13	22	18.00	3.000										


AB	38
R	6
H	12
RBI	6
BB	3
SO	8
LOB	20




Batter	1	2	3	4	5	6	7	8	9	AB	R	H	RBI	BB	SO	LOB	BOTTOM										
<b>Juan Pierre, L</b> OBP: 0.330, SLG: 0.390 <b>27 Buck Coats, L</b> OBP: 0.176, SLG: 0.412 (9, 8)	FC4-6	G4-3		L6		2S	L7	L5		6	1	2	0	0	0	1	<b>Milwaukee Brewers @ Chicago Cubs</b> Wrigley Field, Chicago, IL Tue Sep 26 2006, 7:05 PM CDT Att: 31,932 - Clear - 68 F										
<b>2 Ryan Theriot, R</b> OBP: 0.407, SLG: 0.508 (1, 4)	FC4-6		HR		F7	1B	F8			4	3	1	0	1	0	1											
<b>Jacque Jones, L</b> OBP: 0.335, SLG: 0.504 (1, 9)	24 1B		HR		G1-3	19 1B		K2-3		5	3	3	3	0	1	0											
<b>19 Matt Murton, R</b> OBP: 0.365, SLG: 0.446 (1, 7)	24 1B		HR		24 1B	HR		24 2B		3	3	3	1	0	0	0											
<b>John Mabry, L</b> OBP: 0.289, SLG: 0.333 (1, 3)	K		G3-1		24 1B	HR		K		4	1	1	3	1	2	5											
<b>24 Henry Blanco, R</b> OBP: 0.310, SLG: 0.438 <b>Jae Kuk Ryu, R</b> (9, 1)	1B		FC4-5-2-6		1B	HR		9 1B		5	1	4	4	0	0	1											
<b>9 Scott Moore, L</b> OBP: 0.353, SLG: 0.548 (1, 5)	K		G4-3		K	5 FC5-4		5 1B		5	1	2	1	0	2	5											
<b>5 Ronny Cedeno, R</b> OBP: 0.270, SLG: 0.337 (1, 6)					G5-3	P4		E1		5	1	1	0	0	1	2											
<b>45 Sean Marshall, L</b> ERA: 5.59 (1, 1) <b>Freddie Evers, R</b> OBP: 0.125, SLG: 0.200 (6, PH) <b>44 Roberto Novoa, R</b> OBP: 0.303, SLG: 0.412 (7, 1) <b>29 Angel Pagan, S</b> OBP: 0.296, SLG: 0.139 (7, PH) <b>46 Ryan Dempster, R</b> OBP: 0.365, SLG: 0.446 (8, PH) <b>Jose Reyes, S</b> OBP: 0.350, SLG: 0.250 (9, 2)					F7	G1-3	L7			2	0	0	0	0	1	0											
<b>Inning Stats</b>	R: 2 E: 0 K: 2 S: 15	H: 3 LOB: 2 BB: 0 P: 22	R: 0 E: 0 K: 2 S: 8	H: 0 LOB: 0 BB: 0 P: 10	R: 2 E: 0 K: 0 S: 11	H: 3 LOB: 1 BB: 0 P: 20	R: 0 E: 0 K: 0 S: 8	H: 0 LOB: 0 BB: 0 P: 13	R: 1 E: 0 K: 1 S: 18	H: 2 LOB: 2 BB: 1 P: 31	R: 5 E: 0 K: 0 S: 26	H: 6 LOB: 2 BB: 1 P: 38	R: 0 E: 0 K: 0 S: 4	H: 0 LOB: 0 BB: 0 P: 5	R: 4 E: 1 K: 2 S: 20	H: 4 LOB: 1 BB: 0 P: 30		1B: 11 2B: 5 3B: 0 HR: 2	SF: 0 SAC: 0 DP: 0 HBP: 2	WP: 2 PB: 0 SB: 1 CS: 0	PA: 46						
<b>PITCHER</b>	IP	WLS	BF	H	R	ER	SO	BB	IBB	HBP	BLK	WP	HR	S	P	ERA	WHIP										
<b>12 Carlos Villanueva, R</b> ERA: 3.97 (1, 1)	5.0	L	25	8	5	5	5	1	0	1	0	0	1	20	28	67.50	9.000										
<b>Geremi Gonzalez, R</b> ERA: 5.79 (6, 1)	0.2		8	5	5	5	0	1	0	0	0	1	0	6	10	0.00	3.000										
<b>Dan Kolb, R</b> ERA: 4.91 (6, 1)	0.1		2	1	0	0	0	0	0	0	0	1	0	6	10	0.00	3.000										
<b>Derrick Turnbow, R</b> ERA: 6.99 (7, 1)	1.2		10	4	4	3	2	0	0	1	0	1	0	20	30	16.20	2.400										
<b>45 Dennis Sarfate, R</b> ERA: 2.57 (8, 1)	0.1		1	0	0	0	0	0	0	0	0	0	0	4	5	0.00	0.000										





Batter	1	2	3	4	5	6	7	8	9	AB	R	H	RBI	BB	SO	LOB	TOP																
<b>Brady Clark, R</b> OBP: 0.349, SLG: 0.336 (1, 8)	F9		P6			HR	K			4	1	1	1	0	1	2	<b>Milwaukee Brewers @ Chicago Cubs</b> Wrigley Field, Chicago, IL Wed Sep 27 2006, 7:05 PM CDT Att: 36,273 - Clear - 61 F																
<b>9 Tony Graffanino, R</b> OBP: 0.354, SLG: 0.419 (1, 4)	F8		P6			1B		K		4	0	1	0	0	1	1																	
<b>Jeff Cirillo, R</b> OBP: 0.370, SLG: 0.415 (1, 3)	K			1B		L8		BB		3	0	1	0	1	1	1																	
<b>2 Bill Hall, R</b> OBP: 0.344, SLG: 0.546 (1, 6)		BB		1B		K		BB		2	0	1	0	2	1	1																	
<b>1 Corey Hart, R</b> OBP: 0.326, SLG: 0.450 (1, 9)	K			F8		K		K		4	0	0	0	0	3	6																	
<b>David Bell, R</b> OBP: 0.335, SLG: 0.399 (1, 5)	FC4-6			K				F9		4	1	1	0	0	1	5																	
<b>11 Mike Rivera, R</b> OBP: 0.319, SLG: 0.442 (1, 2)	P6																																
<b>8 Vinny Rottino, R</b> OBP: 0.267, SLG: 0.286 (1, 7)			BB							4	0	0	0	0	0	2	<b>AB 31</b> <b>R 2</b> <b>H 6</b> <b>RBI 2</b> <b>BB 4</b> <b>SO 9</b> <b>LOB 19</b>																
<b>31 Dave Bush, R</b> OBP: 0.190, SLG: 0.226 (1, 1)			SH3-4							2	0	0	0	0	1	1																	
<b>Geoff Jenkins, L</b> OBP: 0.348, SLG: 0.424 (9, PH)			SH3-4							1	0	0	0	0	0	0																	
<b>Francisco Cordero, R</b> OBP: 0.348, SLG: 0.424 (9, 1)			SH3-4							0	0	0	0	0	0	0																	
<b>Inning Stats</b>	R: 0 E: 0 K: 1 S: 14	H: 0 LOB: 0 BB: 0 P: 17	R: 0 E: 0 K: 1 S: 10	H: 0 LOB: 1 BB: 1 P: 19	R: 0 E: 0 K: 0 S: 5	H: 0 LOB: 1 BB: 1 P: 12	R: 0 E: 0 K: 1 S: 11	H: 2 LOB: 2 BB: 0 P: 17	R: 0 E: 0 K: 0 S: 10	H: 0 LOB: 0 BB: 0 P: 13	R: 1 E: 0 K: 2 S: 16	H: 2 LOB: 1 BB: 0 P: 23	R: 1 E: 0 K: 2 S: 11	H: 2 LOB: 1 BB: 0 P: 14	R: 0 E: 0 K: 2 S: 8	H: 0 LOB: 2 BB: 2 P: 20	R: 0 E: 0 K: 0 S: 8	H: 0 LOB: 0 BB: 0 P: 12	1B: 4 2B: 2 3B: 0 HR: 1	SF: 0 SAC: 1 DP: 1 HBP: 0	WP: 0 PB: 0 SB: 1 CS: 1	PA: 36											
<b>PITCHER</b>	IP WLS BF H R ER SO BB IBB HBP BLK WP HR S P ERA WHIP																																
<b>53 Rich Hill, L</b> ERA: 4.17 (1, 1)	7.0	28	6	2	2	7	2	0	0	0	0	0	1	77	115	2.57	1.143																
<b>43 Michael Wuerz, R</b> ERA: 2.96 (8, 1)	1.0	5	0	0	0	2	2	0	0	0	0	0	0	8	20	0.00	2.000																
<b>Bob Howry, R</b> ERA: 3.13 (9, 1)	1.0	W	3	0	0	0	0	0	0	0	0	0	0	8	12	0.00	0.000																

Batter	1	2	3	4	5	6	7	8	9	AB	R	H	RBI	BB	SO	LOB	BOTTOM																
<b>Juan Pierre, L</b> OBP: 0.330, SLG: 0.389 (1, 8)	G3			F7			G3-1		1B	4	1	1	0	0	0	0	<b>Milwaukee Brewers @ Chicago Cubs</b> Wrigley Field, Chicago, IL Wed Sep 27 2006, 7:05 PM CDT Att: 36,273 - Clear - 61 F																
<b>2 Ryan Theriot, R</b> OBP: 0.406, SLG: 0.504 (1, 4)	K			G5-3			2B		SH3-4	3	1	1	0	0	1	0																	
<b>Jacque Jones, L</b> OBP: 0.336, SLG: 0.505 (1, 9)	G6-3			G3			1B		1B	3	0	1	0	1	0	0																	
<b>19 Matt Murton, R</b> OBP: 0.366, SLG: 0.451 (1, 7)				G6-3			G4-3		1B	4	0	2	1	0	0	1																	
<b>John Mabry, L</b> OBP: 0.284, SLG: 0.327 (1, 3)	G4-3			K			G3		K	4	0	0	0	0	2	5																	
<b>24 Henry Blanco, R</b> OBP: 0.309, SLG: 0.434 (1, 2)	G4-3			G6-3					1B	4	0	1	1	0	0	1																	
<b>9 Scott Moore, L</b> OBP: 0.324, SLG: 0.500 (1, 5)				K			G4-3		G4-3	3	0	0	0	0	1	0		<b>AB 31</b> <b>R 3</b> <b>H 7</b> <b>RBI 3</b> <b>BB 1</b> <b>SO 6</b> <b>LOB 7</b>															
<b>5 Ronny Cedeno, R</b> OBP: 0.269, SLG: 0.335 (1, 6)				L9			F7		F8	3	0	0	0	0	0	0																	
<b>53 Rich Hill, L</b> OBP: 0.129, SLG: 0.133 (1, 1)				K			K		HR	2	0	0	0	0	2	0																	
<b>43 Michael Wuerz, R</b> ERA: 4.41 (8, 1)										0	0	0	0	0	0	0																	
<b>Bob Howry, L</b> OBP: 1.000, SLG: 1.000 (9, 1)										0	0	0	0	0	0	0																	
<b>Freddie Bynum, L</b> OBP: 0.308, SLG: 0.444 (9, PH)										1	1	1	1	0	0	0																	
<b>Inning Stats</b>	R: 0 E: 0 K: 1 S: 7	H: 0 LOB: 0 BB: 0 P: 12	R: 0 E: 0 K: 0 S: 6	H: 0 LOB: 0 BB: 0 P: 12	R: 0 E: 0 K: 2 S: 8	H: 0 LOB: 0 BB: 0 P: 10	R: 0 E: 0 K: 0 S: 7	H: 0 LOB: 0 BB: 0 P: 13	R: 0 E: 0 K: 1 S: 9	H: 1 LOB: 0 BB: 0 P: 10	R: 0 E: 0 K: 1 S: 9	H: 0 LOB: 0 BB: 0 P: 12	R: 1 E: 0 K: 0 S: 8	H: 2 LOB: 1 BB: 0 P: 10	R: 0 E: 0 K: 0 S: 7	H: 0 LOB: 0 BB: 0 P: 12	R: 2 E: 0 K: 1 S: 13	H: 4 LOB: 3 BB: 1 P: 21	1B: 4 2B: 1 3B: 1 HR: 1	SF: 0 SAC: 1 DP: 0 HBP: 0	WP: 0 PB: 0 SB: 0 CS: 1	PA: 33											
<b>PITCHER</b>	IP WLS BF H R ER SO BB IBB HBP BLK WP HR S P ERA WHIP																																
<b>31 Dave Bush, R</b> ERA: 4.41 (1, 1)	8.0	26	3	1	1	5	0	0	0	0	0	0	0	61	91	1.12	0.375																
<b>Francisco Cordero, R</b> ERA: 3.65 (9, 1)	0.2	L	7	4	2	2	1	0	1	0	0	0	1	13	21	27.00	6.000																



Batter	1	2	3	4	5	6	7	8	9	AB R H RBI BB SO LOB	TOP											
7 Kazuo Matsui, S (1,4) OBP: 0.310, SLG: 0.359										5 0 1 0 0 3 0	<b>Colorado Rockies @ Chicago Cubs</b> Wrigley Field, Chicago, IL Fri Sep 29 2006, 1:20 PM CDT Att: 33,721 - Cloudy - 59 F											
15 Jeff Salazar, L (1,8) OBP: 0.410, SLG: 0.429										4 0 0 0 0 2 2												
60 Manny Corpas, R (8,1) OBP: 0.339, SLG: 0.434										0 0 0 0 0 0 0												
19 Ryan Spilborghs, R (9,PH) OBP: 0.339, SLG: 0.434										1 0 0 0 0 1 0												
27 Garrett Atkins, R (1,5) OBP: 0.403, SLG: 0.552										3 1 2 1 2 1 0												
5 Matt Holliday, R (1,7) OBP: 0.390, SLG: 0.589										3 2 0 0 2 0 4												
40 Brian Fuentes, L (9,1)										0 0 0 0 0 0 0												
17 Todd Helton, L (1,3) OBP: 0.406, SLG: 0.480										4 1 1 0 0 0 1												
11 Brad Hawpe, L (1,9) OBP: 0.376, SLG: 0.501										3 0 1 1 1 1 0												
2 Troy Tulowitzki, R (1,6) OBP: 0.333, SLG: 0.308										3 0 0 1 0 2 2												
20 Chris Iannetta, R (1,2) OBP: 0.376, SLG: 0.366										4 0 0 1 0 0 4												
37 Josh Fogg, R (1,1) OBP: 0.164, SLG: 0.118										3 1 1 0 0 1 2												
10 Jeff Baker, R (8,PH) OBP: 0.375, SLG: 0.636										1 0 0 0 0 1 2												
18 Cory Sullivan, L (8,8) OBP: 0.327, SLG: 0.409										0 0 0 0 0 0 0												
<b>Inning Stats</b>	R: 0 E: 0 K: 2 S: 13	H: 0 LOB: 1 BB: 1 P: 25	R: 0 E: 0 K: 2 S: 9	H: 0 LOB: 0 BB: 0 P: 12	R: 1 E: 0 K: 0 S: 14	H: 3 LOB: 2 BB: 0 P: 20	R: 0 E: 0 K: 1 S: 8	H: 0 LOB: 0 BB: 0 P: 11	R: 0 E: 0 K: 1 S: 7	H: 0 LOB: 0 BB: 0 P: 10	R: 3 E: 1 K: 0 S: 16	H: 0 LOB: 2 BB: 3 P: 33	R: 0 E: 0 K: 3 S: 9	H: 0 LOB: 0 BB: 0 P: 17	R: 1 E: 0 K: 1 S: 13	H: 2 LOB: 2 BB: 1 P: 20	R: 0 E: 0 K: 2 S: 11	H: 1 LOB: 1 BB: 0 P: 14	1B: 6 2B: 0 3B: 0 HR: 0	SF: 0 SAC: 0 DP: 0 HBP: 1	WP: 0 PA: 40 PB: 0 SB: 0 CS: 0	
<b>PITCHER</b>	IP WLS BF H R ER SO BB IBB HBP BLK WP HR S P ERA WHIP	IP WLS BF H R ER SO BB IBB HBP BLK WP HR S P ERA WHIP	IP WLS BF H R ER SO BB IBB HBP BLK WP HR S P ERA WHIP	IP WLS BF H R ER SO BB IBB HBP BLK WP HR S P ERA WHIP	IP WLS BF H R ER SO BB IBB HBP BLK WP HR S P ERA WHIP	IP WLS BF H R ER SO BB IBB HBP BLK WP HR S P ERA WHIP	IP WLS BF H R ER SO BB IBB HBP BLK WP HR S P ERA WHIP	IP WLS BF H R ER SO BB IBB HBP BLK WP HR S P ERA WHIP	IP WLS BF H R ER SO BB IBB HBP BLK WP HR S P ERA WHIP	IP WLS BF H R ER SO BB IBB HBP BLK WP HR S P ERA WHIP	IP WLS BF H R ER SO BB IBB HBP BLK WP HR S P ERA WHIP	IP WLS BF H R ER SO BB IBB HBP BLK WP HR S P ERA WHIP	IP WLS BF H R ER SO BB IBB HBP BLK WP HR S P ERA WHIP	IP WLS BF H R ER SO BB IBB HBP BLK WP HR S P ERA WHIP	IP WLS BF H R ER SO BB IBB HBP BLK WP HR S P ERA WHIP	IP WLS BF H R ER SO BB IBB HBP BLK WP HR S P ERA WHIP	IP WLS BF H R ER SO BB IBB HBP BLK WP HR S P ERA WHIP	IP WLS BF H R ER SO BB IBB HBP BLK WP HR S P ERA WHIP	IP WLS BF H R ER SO BB IBB HBP BLK WP HR S P ERA WHIP	IP WLS BF H R ER SO BB IBB HBP BLK WP HR S P ERA WHIP	IP WLS BF H R ER SO BB IBB HBP BLK WP HR S P ERA WHIP	
38 Carlos Zambrano, R (1,1) ERA: 3.41	7.0 L 30 3 4 2 9 3 1 1 0 0 0 0 76 128 2.57 0.857		47 Scott Eyre, L (8,1) ERA: 3.39	0.0 3 2 1 1 0 1 0 0 0 0 0 0 6 11 ∞ ∞		43 Michael Wuerztz, R (8,1) ERA: 2.5	1.0 3 0 0 0 1 0 0 0 0 0 0 0 7 9 0.00 0.000		13 Will Ohman, L (9,1) ERA: 4.2	0.1 1 0 0 0 1 0 0 0 0 0 0 0 4 5 0.00 0.000		David Aardsma, R (9,1) ERA: 4.29	0.2 3 1 0 0 1 0 0 0 0 0 0 0 7 9 0.00 1.500									

AB	34
R	5
H	6
RBI	4
BB	5
SO	12
LOB	17



Batter	1	2	3	4	5	6	7	8	9	AB R H RBI BB SO LOB	BOTTOM											
Juan Pierre, L (1,8) OBP: 0.329, SLG: 0.388										4 0 1 0 0 0 0	<b>Colorado Rockies @ Chicago Cubs</b> Wrigley Field, Chicago, IL Fri Sep 29 2006, 1:20 PM CDT Att: 33,721 - Cloudy - 59 F											
2 Ryan Theriot, R (1,4) OBP: 0.415, SLG: 0.536										4 2 3 0 0 0 1												
16 Aramis Ramirez, R (1,5) OBP: 0.353, SLG: 0.561										3 0 2 2 0 0 0												
Jacque Jones, L (1,9) OBP: 0.333, SLG: 0.501										4 0 0 0 0 0 4												
19 Matt Murton, R (1,7) OBP: 0.363, SLG: 0.447										4 0 0 0 0 0 2												
John Mabry, L (1,3) OBP: 0.280, SLG: 0.322										3 0 0 0 0 1 1												
24 Henry Blanco, R (1,2) OBP: 0.306, SLG: 0.429										3 0 0 0 0 2 0												
5 Ronny Cedeno, R (1,6) OBP: 0.267, SLG: 0.333										3 0 0 0 0 0 0												
38 Carlos Zambrano, S (1,1) ERA: 3.36										2 0 0 0 0 1 0												
47 Scott Eyre, L (8,1) ERA: 3.39										0 0 0 0 0 0 0												
43 Michael Wuerztz, R (8,1) ERA: 2.5										0 0 0 0 0 0 0												
Freddie Byrum, L (8,PH) ERA: 2.84										1 0 0 0 0 0 0												
13 Will Ohman, L (9,1) ERA: 4.2										0 0 0 0 0 0 0												
David Aardsma, R (9,1) ERA: 4.29										0 0 0 0 0 0 0												
<b>Inning Stats</b>	R: 0 E: 0 K: 0 S: 7	H: 2 LOB: 1 BB: 0 P: 9	R: 0 E: 0 K: 2 S: 8	H: 0 LOB: 0 BB: 0 P: 13	R: 0 E: 0 K: 1 S: 8	H: 0 LOB: 0 BB: 0 P: 11	R: 1 E: 0 K: 0 S: 12	H: 2 LOB: 1 BB: 0 P: 21	R: 0 E: 0 K: 0 S: 5	H: 0 LOB: 0 BB: 0 P: 7	R: 1 E: 0 K: 0 S: 9	H: 1 LOB: 0 BB: 0 P: 14	R: 0 E: 0 K: 1 S: 10	H: 0 LOB: 0 BB: 0 P: 11	R: 0 E: 0 K: 0 S: 5	H: 0 LOB: 0 BB: 0 P: 7	R: 0 E: 0 K: 2 S: 12	H: 1 LOB: 1 BB: 0 P: 19	1B: 3 2B: 2 3B: 1 HR: 0	SF: 0 SAC: 0 DP: 2 HBP: 1	WP: 0 PA: 32 PB: 0 SB: 0 CS: 0	
<b>PITCHER</b>	IP WLS BF H R ER SO BB IBB HBP BLK WP HR S P ERA WHIP	IP WLS BF H R ER SO BB IBB HBP BLK WP HR S P ERA WHIP	IP WLS BF H R ER SO BB IBB HBP BLK WP HR S P ERA WHIP	IP WLS BF H R ER SO BB IBB HBP BLK WP HR S P ERA WHIP	IP WLS BF H R ER SO BB IBB HBP BLK WP HR S P ERA WHIP	IP WLS BF H R ER SO BB IBB HBP BLK WP HR S P ERA WHIP	IP WLS BF H R ER SO BB IBB HBP BLK WP HR S P ERA WHIP	IP WLS BF H R ER SO BB IBB HBP BLK WP HR S P ERA WHIP	IP WLS BF H R ER SO BB IBB HBP BLK WP HR S P ERA WHIP	IP WLS BF H R ER SO BB IBB HBP BLK WP HR S P ERA WHIP	IP WLS BF H R ER SO BB IBB HBP BLK WP HR S P ERA WHIP	IP WLS BF H R ER SO BB IBB HBP BLK WP HR S P ERA WHIP	IP WLS BF H R ER SO BB IBB HBP BLK WP HR S P ERA WHIP	IP WLS BF H R ER SO BB IBB HBP BLK WP HR S P ERA WHIP	IP WLS BF H R ER SO BB IBB HBP BLK WP HR S P ERA WHIP	IP WLS BF H R ER SO BB IBB HBP BLK WP HR S P ERA WHIP	IP WLS BF H R ER SO BB IBB HBP BLK WP HR S P ERA WHIP	IP WLS BF H R ER SO BB IBB HBP BLK WP HR S P ERA WHIP	IP WLS BF H R ER SO BB IBB HBP BLK WP HR S P ERA WHIP	IP WLS BF H R ER SO BB IBB HBP BLK WP HR S P ERA WHIP	IP WLS BF H R ER SO BB IBB HBP BLK WP HR S P ERA WHIP	
37 Josh Fogg, R (1,1) ERA: 5.49	7.0 W 25 5 2 2 4 0 0 0 0 0 0 0 5 7 0.00 0.000		60 Manny Corpas, R (8,1) ERA: 2.84	1.0 H 3 0 0 0 0 0 0 0 0 0 0 0 5 7 0.00 0.000		40 Brian Fuentes, L (9,1) ERA: 3.36	1.0 S 4 1 0 0 0 0 0 0 1 0 0 0 12 19 0.00 1.000															

AB	31
R	2
H	6
RBI	2
BB	0
SO	4
LOB	8





Batter	1	2	3	4	5	6	7	8	9	10	11	12	13	14	AB	R	H	RBI	BB	SO	LOB	TOP
<b>1</b> <b>Jamey Carroll, R</b> <small>OBP: 0.377, SLG: 0.404            (6, PH)            CBF: 0.318, SLG: 0.292            (6, 6)</small>															3	2	2	2	0	0	0	
<b>2</b> <b>Troy Tulowitzki, R</b> <small>OBP: 0.322, SLG: 0.403</small>															6	0	0	1	0	2	1	
<b>3</b> <b>Garrett Atkins, R</b> <small>OBP: 0.404, SLG: 0.549</small>															3	2	0	0	4	1	0	
<b>4</b> <b>Matt Holliday, R</b> <small>OBP: 0.390, SLG: 0.591</small>															4	2	1	2	1	2	1	
<b>5</b> <b>Brian Fuentes, L</b> <small>OBP: 0.298, SLG: 0.341</small>															4	0	0	0	0	0	0	
<b>6</b> <b>Choo Freeman, R</b> <small>OBP: 0.298, SLG: 0.341</small>															2	0	0	0	0	0	0	
<b>7</b> <b>Mike Venafro, L</b> <small>OBP: 0.300, SLG: 0.500</small>															5	2	4	3	2	0	1	
<b>8</b> <b>Todd Helton, L</b> <small>OBP: 0.405, SLG: 0.479</small>															4	0	0	0	1	2	4	
<b>9</b> <b>Brad Hawpe, L</b> <small>OBP: 0.382, SLG: 0.514</small>															5	2	4	3	2	0	1	
<b>10</b> <b>Clint Barmes, R</b> <small>OBP: 0.266, SLG: 0.338</small>															4	0	0	0	1	2	4	
<b>11</b> <b>Chris Iannetta, R</b> <small>OBP: 0.370, SLG: 0.390</small>															6	2	1	1	1	2	6	
<b>12</b> <b>Jeff Francis, L</b> <small>ERA: 5.32</small>															2	0	0	0	0	0	0	
<b>13</b> <b>11 Jeff Francis, L</b> <small>ERA: 5.32</small>															2	0	0	0	0	0	0	
<b>14</b> <b>11 Jeff Francis, L</b> <small>ERA: 5.32</small>															2	0	0	0	0	0	0	
<b>15</b> <b>11 Jeff Francis, L</b> <small>ERA: 5.32</small>															2	0	0	0	0	0	0	
<b>16</b> <b>11 Jeff Francis, L</b> <small>ERA: 5.32</small>															2	0	0	0	0	0	0	
<b>17</b> <b>11 Jeff Francis, L</b> <small>ERA: 5.32</small>															2	0	0	0	0	0	0	
<b>18</b> <b>11 Jeff Francis, L</b> <small>ERA: 5.32</small>															2	0	0	0	0	0	0	
<b>19</b> <b>11 Jeff Francis, L</b> <small>ERA: 5.32</small>															2	0	0	0	0	0	0	
<b>20</b> <b>11 Jeff Francis, L</b> <small>ERA: 5.32</small>															2	0	0	0	0	0	0	
<b>21</b> <b>11 Jeff Francis, L</b> <small>ERA: 5.32</small>															2	0	0	0	0	0	0	
<b>22</b> <b>11 Jeff Francis, L</b> <small>ERA: 5.32</small>															2	0	0	0	0	0	0	
<b>23</b> <b>11 Jeff Francis, L</b> <small>ERA: 5.32</small>															2	0	0	0	0	0	0	
<b>24</b> <b>11 Jeff Francis, L</b> <small>ERA: 5.32</small>															2	0	0	0	0	0	0	
<b>25</b> <b>11 Jeff Francis, L</b> <small>ERA: 5.32</small>															2	0	0	0	0	0	0	
<b>26</b> <b>11 Jeff Francis, L</b> <small>ERA: 5.32</small>															2	0	0	0	0	0	0	
<b>27</b> <b>11 Jeff Francis, L</b> <small>ERA: 5.32</small>															2	0	0	0	0	0	0	
<b>28</b> <b>11 Jeff Francis, L</b> <small>ERA: 5.32</small>															2	0	0	0	0	0	0	
<b>29</b> <b>11 Jeff Francis, L</b> <small>ERA: 5.32</small>															2	0	0	0	0	0	0	
<b>30</b> <b>11 Jeff Francis, L</b> <small>ERA: 5.32</small>															2	0	0	0	0	0	0	
<b>31</b> <b>11 Jeff Francis, L</b> <small>ERA: 5.32</small>															2	0	0	0	0	0	0	
<b>32</b> <b>11 Jeff Francis, L</b> <small>ERA: 5.32</small>															2	0	0	0	0	0	0	
<b>33</b> <b>11 Jeff Francis, L</b> <small>ERA: 5.32</small>															2	0	0	0	0	0	0	
<b>34</b> <b>11 Jeff Francis, L</b> <small>ERA: 5.32</small>															2	0	0	0	0	0	0	
<b>35</b> <b>11 Jeff Francis, L</b> <small>ERA: 5.32</small>															2	0	0	0	0	0	0	
<b>36</b> <b>11 Jeff Francis, L</b> <small>ERA: 5.32</small>															2	0	0	0	0	0	0	
<b>37</b> <b>11 Jeff Francis, L</b> <small>ERA: 5.32</small>																						



