Chicago Cubs - 2007

San Francisco Giants @ Chicago Cubs

Hohokam Park, Mesa, AZ

Thu Mar 01 2007, 3:05 PM EST

Att. 8,079 - Sunny - 57 F

TOP

livebaseballscorecards.com

Batter	1	2	3	4	5	6	7	8	9	AB	R	H	RBI	BB	SO	LOB
10 Dave Roberts, L (1, 8) OBP: 0.333, SLG: 0.333	1B; 13 G4-3; SF8; 1B		G4-3		P5		P5		40 2B; 1-2; 1B	3	1	1	0	0	0	1
Jason Ellison, R (5, 8) OBP: 0.500, SLG: 0.500 (6, 7)										2	1	1	0	0	0	0
13 Omar Vizquel, S (1, 6)	G4-3; 1-2		G5-3			F9	HR		F8	3	0	0	0	0	0	1
43 Tomas De La Rosa, R (6, 6) OBP: 0.500, SLG: 2.000										2	1	1	1	0	0	2
Todd Linden, S (1, 9) OBP: 0.667, SLG: 1.000	2-3; 1B			G3		1 E; 48 2B; 2B	G1-3		8 1B; 1-H; 2-H; 2B	3	1	2	0	0	0	0
40 Daniel Ortmeier, S (6, 9) OBP: 0.500, SLG: 1.000										2	1	1	2	0	0	0
Pedro Feliz, R (1, 5)	3-H; SF8			G5-3		E5; 1 E; 48 2B	P6		60 3B; 2-H; 1B	2	1	0	1	0	0	1
8 Scott McClain, R (6, 5) OBP: 0.500, SLG: 0.500										2	1	1	1	0	0	0
1 Bengie Molina, R (1, 2) OBP: 0.333, SLG: 0.333	L9			1B		E5; 1-2; 2-3; 48 2B		F9	1-H; 3B	3	0	1	0	0	0	3
60 Justin Knoedler, R (6, PR) OBP: 0.500, SLG: 1.500 (6, 2)										2	1	1	1	0	0	0
9 Mark Sweeney, L (1, 3)		G4-3		P2		20 G3; 1-H; 2-H; 3-H; 2B		G6-3	G3	2	0	0	0	0	0	1
48 Russ Ortiz, R (4, 1) OBP: 1.000, SLG: 2.000										1	0	1	3	0	0	0
Jack Taschner, L (7, 1)										0	0	0	0	0	0	0
56 Chad Santos, L (8, PH)										1	0	0	0	0	0	0
31 Vinnie Chulk, R (8, 1)										0	0	0	0	0	0	0
57 Nate Schierholtz, L (9, PH)										1	0	0	0	0	0	1
38 Brian Wilson, R (9, 1)										0	0	0	0	0	0	0
20 Fred Lewis, L (1, 7) OBP: 0.333, SLG: 0.333		19 G4-6-3; 1B			B1-3	G3; 2-3		K		3	0	1	0	0	0	2
82 Clay Timpner, L (6, 8)										1	0	0	0	0	1	0
19 Kevin Frandsen, R (1, 4)		G4-6-3; 1-2f			F9	28 S; HBP			G6-3	2	0	0	0	0	0	1
65 Luis Figueroa, S (6, 4)										1	0	0	0	0	0	0
75 Barry Zito, L (1, 1)			F9		BB	G5-3; 1-2			E6; 1B; 40 2B	0	0	0	0	0	0	0
63 Eddy Martinez-Esteve, R (3, PH)										1	0	0	0	0	0	0
David Cortes, R (3, 1)										0	0	0	0	0	0	0
28 Lance Niekro, R (4, 3)										2	1	0	0	1	0	2

	AB	39
	R	9
	H	11
	RBI	9
	BB	1
	SO	1
	LOB	15

Inning Stats																				
	R: 1	H: 2	R: 0	H: 1	R: 0	H: 0	R: 0	H: 1	R: 0	H: 0	R: 3	H: 2	R: 1	H: 1	R: 0	H: 0	R: 4	H: 4	1B: 6	SF: 1	WP: 0	PA: 42
	E: 0	LOB: 1	E: 0	LOB: 0	E: 0	LOB: 0	E: 0	LOB: 1	E: 0	LOB: 1	E: 2	LOB: 3	E: 0	LOB: 0	E: 0	LOB: 0	E: 1	LOB: 1	2B: 3	SAC: 0	PB: 0	
	K: 0	BB: 0	K: 0	BB: 0	K: 0	BB: 0	K: 0	BB: 0	K: 0	BB: 1	K: 0	BB: 0	K: 0	BB: 0	K: 1	BB: 0	K: 0	BB: 0	3B: 1	DP: 1	SB: 1	
	S: 5	P: 5	S: 3	P: 3	S: 3	P: 3	S: 4	P: 4	S: 3	P: 7	S: 8	P: 9	S: 4	P: 4	S: 5	P: 5	S: 8	P: 8	HR: 1	HBP: 1	CS: 0	

PITCHER		IP	WLS	BF	H	R	ER	SO	BB	IBB	HBP	BLK	WP	HR	S	P	ERA	WHIP
Jason Marquis, R (1, 1) ERA: 4.5		2.0	L	8	3	1	1	0	0	0	0	0	0	0	8	8	4.50	1.500
60 Les Walrond, L (3, 1) ERA:		1.0		3	0	0	0	0	0	0	0	0	0	0	3	3	0.00	0.000
70 John Webb, R (4, 1) ERA:		1.0		4	1	0	0	0	0	0	0	0	0	0	4	4	0.00	1.000
63 Carmen Pignatiello, L (5, 1) ERA:		1.0		4	0	0	0	0	1	0	0	0	0	0	3	7	0.00	1.000
71 Ben Howard, R (6, 1) ERA:		1.0		8	2	3	0	0	0	0	1	0	0	0	8	9	0.00	2.000
68 Randy Wells, R (7, 1) ERA: 9.0		1.0		4	1	1	1	0	0	0	0	0	0	1	4	4	9.00	1.000
57 Rocky Cherry, R (8, 1) ERA:		1.0		3	0	0	0	1	0	0	0	0	0	0	5	5	0.00	0.000
72 Jason Anderson, R (9, 1) ERA:		1.0		8	4	4	0	0	0	0	0	0	0	0	8	8	0.00	4.000

BOTTOM

San Francisco Giants @ Chicago Cubs
Hohokam Park, Mesa, AZ
Thu Mar 01 2007, 3:05 PM EST
Att. 8,079 - Sunny - 57 F

livebaseballscorecards.com

Batter	1	2	3	4	5	6	7	8	9	AB	R	H	RBI	BB	SO	LOB
12 Alfonso Soriano, R (1, 8)	SSS 0-3 ① K		x 0-0 ③ F7			SSS 0-3 ③ K		x 0-0 56 1B 27 BB 2-3 1B		2	0	0	0	0	1	0
17 Felix Pie, L (6, 8) OBP: 0.500, SLG: 0.500										2	0	1	0	0	1	0
19 Matt Murton, R (1, 7)	x 0-0 ② G4-3			x 0-0 ① G4-3			x 0-0 ① F8	BBBB 4-0 56 1B 1-2 BB		2	0	0	0	0	0	0
27 Buck Coats, L (6, 7)										1	0	0	0	1	0	0
25 Derrek Lee, R (1, 3) OBP: 0.500, SLG: 0.500	x 0-0 1B			CCC 0-3 ② K			SSS 0-3 ② K	x 0-0 1-2 2-3 3-H 1B		2	0	1	0	0	1	0
56 Brian Dopirak, R (5, 3) OBP: 0.500, SLG: 0.500										2	0	1	1	0	1	0
16 Aramis Ramirez, R (1, 5)	x 0-0 ③ F9			x 0-0 ③ G5-3			x 0-0 58 3B 1B	x 0-0 ③ P6		2	0	0	0	0	0	1
63 Carmen Pignatiello, R (5, 1)										0	0	0	0	0	0	0
71 Ben Howard, R (6, 1)										0	0	0	0	0	0	0
68 Randy Wells, R (7, 1)										0	0	0	0	0	0	0
74 Jake Fox, R (7, PH) OBP: 1.000, SLG: 1.000										1	1	1	0	0	0	0
57 Rocky Cherry, R (8, 1)										0	0	0	0	0	0	0
32 Daryle Ward, L (8, PH)										1	0	0	0	0	0	3
72 Jason Anderson, L (9, 1)										0	0	0	0	0	0	0
Michael Barrett, R (1, 2)		x 0-0 ① G6-3			x 0-0 ① G6-3		x 0-0 1-H 3B		SSS 0-3 ① K	2	0	0	0	0	0	0
58 Geovany Soto, R (6, 2) OBP: 0.500, SLG: 1.500										2	0	1	1	0	1	0
Jacque Jones, L (1, 9)		x 0-0 ② F7			x 0-0 ② F7		SSS 0-3 ③ K		BBBB 4-0 BB	2	0	0	0	0	0	0
29 Ángel Pagán, S (6, 9)										1	0	0	0	1	1	1
Mark DeRosa, R (1, 4)		x 0-0 ③ G6-3			x 0-0 ③ G6-3			x 0-0 E5 17 1B 56 1B 1B	CCC 0-3 ② K	2	0	0	0	0	0	0
2 Ryan Theriot, R (6, 4) OBP: 0.500, SLG: 0.500										2	1	1	0	0	1	1
Cesar Izturis, S (1, 6) OBP: 1.000, SLG: 1.000			x 0-0 66 G4-6-3 1B			x 0-0 ① G6-3		x 0-0 ① P4	x 0-0 ③ F9	1	0	1	0	0	0	0
5 Ronny Cedeno, R (6, 6)										3	0	0	0	0	0	2
Jason Marquis, L (1, 1)			x 0-0 ①② G4-6-3 1-2f			CCC 0-3 ② K		CCC 0-3 ② K		0	0	0	0	0	0	0
60 Les Walrond, L (3, 1)										0	0	0	0	0	0	0
66 Tyler Colvin, L (3, PH)										1	0	0	0	0	0	1
70 John Webb, R (4, 1)										0	0	0	0	0	0	0
9 Scott Moore, L (5, 5)										2	0	0	0	0	2	1
Inning Stats	R: 0 E: 0 K: 1 S: 6 H: 1 LOB: 1 BB: 0 P: 6	R: 0 E: 0 K: 0 S: 3 H: 0 LOB: 0 BB: 0 P: 3	R: 0 E: 0 K: 0 S: 3 H: 1 LOB: 0 BB: 0 P: 3	R: 0 E: 0 K: 1 S: 5 H: 0 LOB: 0 BB: 0 P: 5	R: 0 E: 0 K: 0 S: 3 H: 0 LOB: 0 BB: 0 P: 3	R: 0 E: 0 K: 2 S: 7 H: 0 LOB: 0 BB: 0 P: 7	R: 1 E: 0 K: 2 S: 9 H: 2 LOB: 1 BB: 0 P: 9	R: 1 E: 1 K: 1 S: 8 H: 3 LOB: 3 BB: 1 P: 12	R: 0 E: 0 K: 2 S: 7 H: 0 LOB: 1 BB: 1 P: 11	1B: 6 2B: 0 3B: 1 HR: 0	SF: 0 SAC: 0 DP: 1 HBP: 0						

	AB	33
	R	2
	H	7
	RBI	2
	BB	2
	SO	9
	LOB	10

WP: 0 PB: 0 SB: 0 CS: 0 PA: 35

PITCHER		IP	WLS	BF	H	R	ER	SO	BB	IBB	HBP	BLK	WP	HR	S	P	ERA	WHIP
75 Barry Zito, L	(1, 1)	2.0	W	7	1	0	0	1	0	0	0	0	0	0	9	9	0.00	0.500
ERA:																		
David Cortes, R	(3, 1)	1.0	H	3	1	0	0	0	0	0	0	0	0	0	3	3	0.00	1.000
ERA:																		
48 Russ Ortiz, R	(4, 1)	3.0	H	9	0	0	0	3	0	0	0	0	0	0	15	15	0.00	0.000
ERA:																		
Jack Taschner, L	(7, 1)	1.0		5	2	1	1	2	0	0	0	0	0	0	9	9	9.00	2.000
ERA: 9.0																		
31 Vinnie Chulk, R	(8, 1)	1.0		7	3	1	1	1	1	0	0	0	0	0	8	12	9.00	4.000
ERA: 9.0																		

PITCHER		IP	WLS	BF	H	R	ER	SO	BB	IBB	HBP	BLK	WP	HR	S	P	ERA	WHIP
38 Brian Wilson, R	(9, 1)	1.0		4	0	0	0	2	1	0	0	0	0	0	7	11	0.00	1.000
ERA:																		

Batter	1	2	3	4	5	6	7	8	9	AB	R	H	RBI	BB	SO	LOB
24 Gary Matthews, S (1, 8) OBP: 0.200, SLG: 0.800	S S S 0-3 ① K		x 0-0 ③ P6		x 0-0 HR	x 0-0 ② G4-3 3-H		x 0-0 ③ FC4-6 1-2f		3	1	1	1	0	1	0
6 Maicer Izturis, S (5, 4) OBP: 0.250, SLG: 0.250										2	0	0	1	0	0	2
Orlando Cabrera, R (1, 6) OBP: 0.200, SLG: 0.400	C C C 0-3 ② K			x 0-0 ① F9	x 0-0 27 HR 2B	x 0-0 ③ G4-3			x 0-0 ① F9	3	1	1	0	0	1	0
32 Erick Aybar, S (5, 6) OBP: 0.250, SLG: 0.750										2	0	0	0	0	0	0
27 Vladimir Guerrero, R (1, 9) OBP: 0.200, SLG: 0.800	x 0-0 ③ G6-3			x 0-0 ② G5-3	x 0-0 2-H HR		x 0-0 ① G3-1		x 0-0 ② G1-3	3	1	1	2	0	0	0
22 Kendrys Morales, S (5, 3)										2	0	0	0	0	0	0
Shea Hillenbrand, R (1, 3) OBP: 0.200, SLG: 0.200		x 0-0 ① G1-3		x 0-0 47 WP 47 1B 1B	x 0-0 ② P2		x 0-0 ② G4-3		S S S 0-3 ③ K	3	1	1	0	0	0	0
19 Curtis Pride, L (5, 7)										2	0	0	0	0	1	0
47 Howie Kendrick, R (1, 4) OBP: 0.600, SLG: 0.800	S S S 0-3 ② K		B x 1-0 9 E 9 1B 1-H 2B 1B		x 0-0 9 HR 2B		x 0-0 ③ F9			3	2	2	1	0	1	0
32 Brandon Wood, R (5, 5)										1	0	0	0	0	0	0
9 Chone Figgins, S (1, 5) OBP: 0.800, SLG: 1.500	x 0-0 S 1B		x 0-0 E6 1-3 2B 1B		x 0-0 2-H HR			x 0-0 13 46 FC4-6 1B		3	2	3	2	0	0	0
64 Terry Evans, R (5, 8) OBP: 0.250, SLG: 0.250										1	0	1	0	0	0	0
José Molina, R (1, 2) OBP: 0.333, SLG: 0.667	S S S 0-3 ③ K 1-2		x 0-0 1-H 3-H 2B		x 0-0 ③ G6-3			x 0-0 13 FC4-6 1-2 1B		3	0	1	2	0	1	1
46 Bobby Wilson, R (6, 2) OBP: 1.000, SLG: 1.000										1	0	1	0	0	0	0
25 Nick Gorneault, R (1, 7) OBP: 0.400, SLG: 0.400			S S S 0-3 ① K			x 0-0 ① P3		x 0-0 ① FC4-6 6 FC4-6 1-2f 2-3		2	0	0	0	0	1	1
79 Nick Green, R (4, 1)				x 0-0 ③ G6-3						0	0	0	0	0	0	0
43 Aaron Peel, R (6, PH)										1	0	0	0	0	0	0
13 Nathan Haynes, L (6, 9)										1	0	0	0	0	0	2
51 Joe Saunders, L (1, 1)			x 0-0 ② F8		x 0-0 ① G5-3	x 0-0 6 G4-3 3B		x 0-0 ② P3		0	0	0	0	0	0	0
39 Robb Quinlan, R (3, PH) OBP: 0.000, SLG: 0.000										1	0	0	0	0	0	0
Darren Oliver, R (3, 1)										0	0	0	0	0	0	0
85 Tommy Murphy, S (4, 1) OBP: 0.000, SLG: 0.000										2	1	1	0	0	0	0
74 Kasey Olenberger, R (6, 1)										0	0	0	0	0	0	0
5 Jeff Mathis, R (8, PH)										1	0	0	0	0	0	2
37 Greg Jones, R (8, 1)										0	0	0	0	0	0	0
70 Ryan Aldridge, R (8, 1)										0	0	0	0	0	0	0
Inning Stats	R: 0 H: 0 E: 0 LOB: 0 K: 2 BB: 0 S: 7 P: 7	R: 0 H: 1 E: 0 LOB: 1 K: 2 BB: 0 S: 8 P: 8	R: 0 H: 0 E: 0 LOB: 0 K: 1 BB: 0 S: 5 P: 5	R: 3 H: 4 E: 1 LOB: 1 K: 0 BB: 0 S: 7 P: 8	R: 5 H: 5 E: 0 LOB: 0 K: 0 BB: 0 S: 8 P: 8	R: 1 H: 1 E: 0 LOB: 0 K: 0 BB: 0 S: 4 P: 4	R: 0 H: 0 E: 0 LOB: 0 K: 0 BB: 0 S: 3 P: 3	R: 0 H: 2 E: 0 LOB: 2 K: 0 BB: 0 S: 5 P: 5	R: 0 H: 0 E: 0 LOB: 0 K: 1 BB: 0 S: 5 P: 5	1B: 6 SF: 0 2B: 3 SAC: 0 3B: 1 DP: 0 HR: 3 HBP: 0						

TOP

Los Angeles Angels @ Chicago Cubs

Hohokam Park, Mesa, AZ

Fri Mar 02 2007, 3:05 PM EST

Att. 9,171 - Sunny - 63 F

livebaseballscorecards.com

AB	40
R	9
H	13
RBI	9
BB	0
SO	6
LOB	8

WP: 1 PA: 40
PB: 0
SB: 1
CS: 0

PITCHER		IP	WLS	BF	H	R	ER	SO	BB	IBB	HBP	BLK	WP	HR	S	P	ERA	WHIP
38 Carlos Zambrano, R ERA:	(1, 1)	2.0		7	1	0	0	4	0	0	0	0	0	0	15	15	0.00	0.500
Bob Howry, R ERA:	(3, 1)	1.0		3	0	0	0	1	0	0	0	0	0	0	5	5	0.00	0.000
48 Neal Cotts, L ERA: 27.0	(4, 1)	1.0	B	7	4	3	3	0	0	0	0	0	1	0	7	8	27.00	4.000
55 Clay Rapada, L ERA: 67.5	(5, 1)	0.2	L	7	5	5	5	0	0	0	0	0	0	3	7	7	67.50	7.500
37 Angel Guzman, R ERA: 6.75	(5, 1)	1.1		5	1	1	1	0	0	0	0	0	0	0	5	5	6.75	0.750

PITCHER		IP	WLS	BF	H	R	ER	SO	BB	IBB	HBP	BLK	WP	HR	S	P	ERA	WHIP
73 Sean Gallagher, R ERA:	(7, 1)	2.0		8	2	0	0	0	0	0	0	0	0	0	8	8	0.00	1.000
13 Will Ohman, L ERA:	(9, 1)	1.0		3	0	0	0	1	0	0	0	0	0	0	5	5	0.00	0.000

BOTTOM

Batter	1	2	3	4	5	6	7	8	9	AB	R	H	RBI	BB	SO	LOB
12 Alfonso Soriano, R (1, 8)	F9		F8	K		F9		F8		3	0	0	0	0	1	1
55 Clay Rapada, R (5, 1)										0	0	0	0	0	0	0
37 Angel Guzman, R (5, 1)										0	0	0	0	0	0	0
66 Tyler Colvin, L (6, PH) (7, 9)										2	0	0	0	0	0	0
Cesar Izturis, S (1, 6) OBP: 0.750, SLG: 1.000	G4-3		16 BB, 25 1B, 19 1B 1B		25 1B, 19 1B 2B		P3		G5-3	3	2	2	0	0	0	0
5 Ronny Cedeno, R (6, 6)										2	0	0	0	0	0	0
25 Derrek Lee, R (1, 3) OBP: 0.600, SLG: 0.600	F9		16 BB, 19 1B, 1-2 1B		17 FC6-4, 19 1B, 2-3 1B		G5-3		2B	3	1	2	0	0	0	0
4 Mike Kinkade, R (6, 3) OBP: 0.500, SLG: 1.000										2	0	1	0	0	0	0
16 Aramis Ramirez, R (1, 5)		P5	BBBB 19 1B, 1-2 2-3 BB		P4		BBBB BB		SSS K	2	0	0	0	1	0	2
Tomas Perez, S (6, 5)										1	0	0	0	1	1	1
19 Matt Murton, R (1, 7) OBP: 0.600, SLG: 1.200		HR	1-3 2-H 3-H 1B		17 FC6-4, 1-2 3-H 1B		G4-3		G4-3	3	1	3	4	0	0	0
27 Buck Coats, L (6, 7)										2	0	0	0	0	0	2
Mark DeRosa, R (1, 4)	BBBB BB	F7		FC6-4				F8		1	0	0	0	1	0	2
48 Neal Cotts, L (4, 1)				1-2f 2-3						0	0	0	0	0	0	0
17 Felix Pie, L (5, 8) OBP: 0.250, SLG: 0.250										2	0	0	0	0	0	2
24 Henry Blanco, R (1, 2)	F9			L4	F7			BBBB 65 HR, BB		3	0	0	0	0	0	3
61 Koyie Hill, S (6, 2)										0	1	0	0	1	0	0
29 Ángel Pagán, S (1, 9) OBP: 0.400, SLG: 0.250	F9			65 S, 1B	G3			F9		3	0	1	0	0	0	1
73 Sean Gallagher, R (7, 1)										0	0	0	0	0	0	0
32 Daryle Ward, L (8, PH)										1	0	0	0	0	0	1
13 Will Ohman, L (9, 1)										0	0	0	0	0	0	0
38 Carlos Zambrano, S (1, 1)			P3	P6 1-2		F8		1-H HR		0	0	0	0	0	0	0
Bob Howry, L (3, 1)										0	0	0	0	0	0	0
56 Brian Dopirak, R (3, PH) OBP: 0.333, SLG: 0.333										1	0	0	0	0	0	0
65 Eric Patterson, L (4, 4) OBP: 0.333, SLG: 1.333										3	1	1	2	0	0	1
Inning Stats	R: 0 E: 0 K: 0 S: 3 H: 0 LOB: 0 BB: 0 P: 3	R: 1 E: 0 K: 0 S: 4 H: 1 LOB: 1 BB: 1 P: 8	R: 2 E: 0 K: 0 S: 6 H: 3 LOB: 2 BB: 1 P: 10	R: 0 E: 0 K: 1 S: 7 H: 1 LOB: 1 BB: 0 P: 7	R: 1 E: 0 K: 0 S: 6 H: 3 LOB: 2 BB: 0 P: 6	R: 0 E: 0 K: 0 S: 3 H: 0 LOB: 0 BB: 0 P: 3	R: 0 E: 0 K: 0 S: 3 H: 0 LOB: 1 BB: 1 P: 7	R: 2 E: 0 K: 0 S: 4 H: 1 LOB: 0 BB: 1 P: 8	R: 0 E: 0 K: 1 S: 6 H: 1 LOB: 1 BB: 0 P: 6	1B: 6 2B: 2 3B: 0 HR: 2	SF: 0 SAC: 0 DP: 0 HBP: 0						

PITCHER	IP	WLS	BF	H	R	ER	SO	BB	IBB	HBP	BLK	WP	HR	S	P	ERA	WHIP
51 Joe Saunders, L (1, 1) ERA: 4.5	2.0		8	1	1	1	0	1	0	0	0	0	1	7	11	4.50	1.000
Darren Oliver, L (3, 1) ERA: 18.0	1.0		7	3	2	2	0	1	0	0	0	0	0	6	10	18.00	4.000
79 Nick Green, R (4, 1) ERA: 4.5	2.0	W	10	4	1	1	1	0	0	0	0	0	0	13	13	4.50	2.000
74 Kasey Olenberger, R (6, 1) ERA:	2.0		7	0	0	0	0	1	0	0	0	0	0	6	10	0.00	0.500
37 Greg Jones, R (8, 1) ERA: 18.0	1.0		5	1	2	2	0	1	0	0	0	0	1	4	8	18.00	2.000

PITCHER	IP	WLS	BF	H	R	ER	SO	BB	IBB	HBP	BLK	WP	HR	S	P	ERA	WHIP
70 Ryan Aldridge, R (9, 1) ERA:	1.0	S	4	1	0	0	1	0	0	0	0	0	0	6	6	0.00	1.000

Los Angeles Angels @ Chicago Cubs

Hohokam Park, Mesa, AZ

Fri Mar 02 2007, 3:05 PM EST

Att. 9,171 - Sunny - 63 F

livebaseballscorecards.com

AB	37
R	6
H	10
RBI	6
BB	4
SO	2
LOB	16

WP: 0 PB: 0 SB: 1 CS: 0 PA: 41

Batter	1	2	3	4	5	6	7	8	9	10	AB	R	H	RBI	BB	SO	LOB
2 Ryan Theriot, R (1, 4) OBP: 0.286, SLG: 0.571	G4-3		P4 1-2		1B 3B		G6-3		K		5	1	1	0	0	1	2
5 Ronny Cedeno, R (1, 6) OBP: 0.200, SLG: 0.500	HR		F9 2-3		K		56 G1-6-3 1B		G5-3 1-2		5	1	2	1	0	1	3
Jacque Jones, L (1, 10) OBP: 0.200, SLG: 0.200	F9		F9		32 S 1B 3-H		G1-6-3 1-2f			BBBB 4-0 4 SH1-4 BB	3	0	1	1	0	0	1
56 Brian Dopirak, R (7, PH) OBP: 0.250, SLG: 0.250 (7, 10)											1	0	0	0	0	0	1
76 Micah Hoffpauir, L (10, PH) (10, 10)											0	0	0	0	1	0	0
32 Daryle Ward, L (1, 3)	G4-3			SSS 0-3 K 1-2				G6-3		SH1-4 1-2	3	0	0	0	0	1	1
4 Mike Kinkade, R (5, 3) OBP: 0.333, SLG: 0.667				BBBB 4-0 29 S 27 1B BB		IHR		F9		P6	1	0	0	0	0	0	1
Michael Barrett, R (1, 2) OBP: 0.600, SLG: 1.500		27 F9 2B									2	2	2	1	1	0	0
67 Chris Walker, S (6, 7)											2	0	0	0	0	0	1
29 Ángel Pagán, S (1, 9) OBP: 0.400, SLG: 0.143		F7		SX 0-1 G1-3 1-2		BBBB 4-0 27 SH2-3 27 S SF8 BB		BBBB 4-0 BB		G4-3	3	1	0	0	2	0	3
27 Buck Coats, L (1, 7) OBP: 0.333, SLG: 0.200					SX 0-1 SH2-3 1-3			X 0-0 G5-3			2	0	1	1	0	0	1
58 Geovany Soto, R (6, 2) OBP: 0.333, SLG: 1.000		F9 2-3		2-H 1B							1	0	0	0	0	0	1
Tomas Perez, S (1, 5)		B3		F9		SF8 3-H			F9		2	0	0	1	0	0	2
64 Casey McGehee, R (6, 5)											1	0	0	0	0	0	0
17 Felix Pie, L (1, 8) OBP: 0.375, SLG: 0.286			5 F9 2 S 1B		SSC 0-3 K	P3			BBBB 4-0 5 S BB		3	0	1	0	1	1	0
Inning Stats	R: 1 E: 0 K: 0 S: 4 H: 1 LOB: 0 BB: 0 P: 4	R: 0 E: 0 K: 0 S: 4 H: 1 LOB: 1 BB: 0 P: 4	R: 0 E: 0 K: 0 S: 5 H: 1 LOB: 1 BB: 0 P: 5	R: 1 E: 0 K: 0 S: 5 H: 1 LOB: 1 BB: 1 P: 9	R: 1 E: 0 K: 3 S: 11 H: 2 LOB: 1 BB: 0 P: 11	R: 2 E: 0 K: 0 S: 5 H: 1 LOB: 0 BB: 1 P: 9	R: 0 E: 0 K: 0 S: 3 H: 1 LOB: 0 BB: 0 P: 3	R: 0 E: 0 K: 0 S: 3 H: 0 LOB: 1 BB: 1 P: 7	R: 0 E: 0 K: 1 S: 6 H: 0 LOB: 1 BB: 1 P: 10	R: 0 E: 0 K: 0 S: 3 H: 0 LOB: 1 BB: 1 P: 7	1B: 4 2B: 1 3B: 1 HR: 2	SF: 1 SAC: 2 DP: 1 HBP: 0					

PITCHER	IP	WLS	BF	H	R	ER	SO	BB	IBB	HBP	BLK	WP	HR	S	P	ERA	WHIP
Dan Haren, R (1, 1) ERA: 4.5	2.0		8	2	1	1	0	0	0	0	0	0	1	8	8	4.50	1.000
57 Chad Gaudin, R (3, 1) ERA:	1.0		4	1	0	0	0	0	0	0	0	0	0	5	5	0.00	1.000
63 Dallas Braden, L (4, 1) ERA: 9.0	2.0		10	3	2	2	3	1	0	0	0	0	0	16	20	9.00	2.000
62 Marcus McBeth, R (6, 1) ERA: 18.0	1.0		5	1	2	2	0	1	0	0	0	0	0	5	9	18.00	2.000
47 Ron Flores, L (7, 1) ERA:	1.0		3	1	0	0	0	0	0	0	0	0	0	3	3	0.00	1.000

PITCHER	IP	WLS	BF	H	R	ER	SO	BB	IBB	HBP	BLK	WP	HR	S	P	ERA	WHIP
54 Kazuhito Tadano, R (8, 1) ERA:	1.0		4	0	0	0	0	1	0	0	0	0	0	3	7	0.00	1.000
64 Michael Mitchell, R (9, 1) ERA:	2.0		8	0	0	0	1	2	0	0	0	0	0	9	17	0.00	1.000

TOP

Chicago Cubs @ Oakland Athletics

Phoenix Municipal Stadium, Phoenix, AZ

Sat Mar 03 2007, 3:05 PM EST

Att. 10,074 - Sunny - 63 F

livebaseballscorecards.com

AB	34
R	5
H	8
RBI	5
BB	5
SO	4
LOB	16

1B: 4 SF: 1
2B: 1 SAC: 2
3B: 1 DP: 1
HR: 2 HBP: 0

WP: 0 PA: 42
PB: 0
SB: 5
CS: 0

Batter	1	2	3	4	5	6	7	8	9	10	AB	R	H	RBI	BB	SO	LOB
Shannon Stewart, R (1, 7) OBP: 0.500, SLG: 0.250	G6-3		BBBB 4-0 G1-6-3 BB		L1		H 1-0 28 BB 1B 1-2 HBP		SSS 0-3 K	SSC 0-3 K	2	0	0	0	1	0	0
44 Hiram Bocachica, R (6, 7)											0	0	0	0	0	0	0
Ryan Goleski, R (7, PR) (8, 7)											2	1	0	0	0	2	2
Jason Kendall, R (1, 2) OBP: 0.333, SLG: 0.500	SSS 0-3 K		0-0 G1-6-3 1-2f		0-0 22 BB 1B		0-0 F8 2-3		BBBB 4-0 28 1B BB		3	0	1	0	0	1	1
5 Jeremy Brown, R (6, 2)											1	0	0	0	1	0	2
65 Javier Herrera, R (9, PR)											0	0	0	0	0	0	0
6 Kurt Suzuki, R (10, 2) OBP: 0.500, SLG: 0.500											0	0	0	0	0	0	0
22 Milton Bradley, S (1, 8) OBP: 0.833, SLG: 1.400	L4			0-0 31 2B	BBBB 4-0 1-2 BB		BBBB 4-0 1B 1-2 BB		0-0 1-2 1B		2	1	1	0	1	0	0
28 Charles Thomas, L (5, PR) OBP: 0.600, SLG: 0.500											1	0	1	0	1	0	0
(6, 8)																	
31 Mike Piazza, R (1, 10) OBP: 0.600, SLG: 0.800		0-0 67 2B 1B		0-0 14 1B 67 SF7 2H 2B	0-0 F9		0-0 1-2 2-H 3-H 1B		SSS 0-3 K		2	2	2	1	0	0	0
Nick Swisher, S (5, PH) OBP: 0.111, SLG: 0.111											3	0	1	2	0	1	4
(6, 10)																	
3 Eric Chavez, L (1, 5)		0-0 P4	SSS 0-3 K			0-0 F8	SSC 0-3 K		SSS 0-3 K		3	0	0	0	0	1	2
4 Antonio Perez, R (7, 5) OBP: 0.143, SLG: 0.143											2	0	0	0	0	2	4
14 Mark Ellis, R (1, 4) OBP: 0.500, SLG: 0.250	SSS 0-3 K		0-0 2-3 1B			0-0 G6-3		0-0 G4-3		0-0 13 S 1B	3	0	1	0	0	1	1
72 Kevin Melillo, L (7, 4) OBP: 0.750, SLG: 0.667											2	0	1	0	0	0	0
67 Travis Buck, L (1, 9) OBP: 0.500, SLG: 0.833		0-0 1-H 2B	0-0 SF7 3-H			0-0 G6-3		0-0 G4-3		0-0 F8	4	0	1	2	0	0	1
10 Daric Barton, L (1, 3) OBP: 0.333, SLG: 0.333		0-0 P6	0-0 P5				0-0 5 F8 44 HBP 1B 1B	0-0 E3		0-0 P3	3	1	1	0	0	0	2
8 Erubiel Durazo, L (8, 3) OBP: 0.200, SLG: 0.250											2	0	0	0	0	0	1
66 J.J. Furmaniak, R (1, 6) OBP: 0.333, SLG: 0.200			SSS 0-3 K		0-0 F9		0-0 F9	0-0 G4-3		BBBB 4-0 1-2 BB	3	0	0	0	0	1	1
13 Donnie Murphy, R (8, 6)											1	0	0	0	1	0	1
Inning Stats	R: 0 H: 0 E: 0 LOB: 0 K: 1 BB: 0 S: 5 P: 5	R: 1 H: 2 E: 0 LOB: 1 K: 1 BB: 0 S: 7 P: 7	R: 0 H: 0 E: 0 LOB: 0 K: 1 BB: 1 S: 4 P: 8	R: 2 H: 3 E: 0 LOB: 1 K: 1 BB: 0 S: 8 P: 8	R: 0 H: 1 E: 0 LOB: 2 K: 0 BB: 1 S: 4 P: 8	R: 0 H: 0 E: 0 LOB: 0 K: 0 BB: 0 S: 3 P: 3	R: 2 H: 2 E: 0 LOB: 2 K: 1 BB: 1 S: 7 P: 12	R: 0 H: 0 E: 1 LOB: 1 K: 0 BB: 0 S: 4 P: 4	R: 0 H: 1 E: 0 LOB: 2 K: 3 BB: 1 S: 10 P: 14	R: 0 H: 1 E: 0 LOB: 2 K: 1 BB: 1 S: 6 P: 10	1B: 7 SF: 1 2B: 3 SAC: 0 3B: 0 DP: 1 HR: 0 HBP: 1						

PITCHER		IP	WLS	BF	H	R	ER	SO	BB	IBB	HBP	BLK	WP	HR	S	P	ERA	WHIP
52 Wade Miller, R ERA: 4.5	(1, 1)	2.0		8	2	1	1	2	0	0	0	0	0	0	12	12	4.50	1.000
46 Ryan Dempster, R ERA:	(3, 1)	1.0		3	0	0	0	1	1	0	0	0	0	0	4	8	0.00	1.000
54 Ryan O'Malley, L ERA: 9.0	(4, 1)	2.0	B	11	4	2	2	1	1	0	0	0	0	0	12	16	9.00	2.500
50 Jeff Samardzija, R ERA:	(6, 1)	1.0		3	0	0	0	0	0	0	0	0	0	0	3	3	0.00	0.000
49 Carlos Marmol, R ERA: 18.0	(7, 1)	1.0	B	7	2	2	2	1	1	0	1	0	0	0	7	12	18.00	3.000

PITCHER		IP	WLS	BF	H	R	ER	SO	BB	IBB	HBP	BLK	WP	HR	S	P	ERA	WHIP
63 Carmen Pignatiello, L ERA:	(8, 1)	1.0		4	0	0	0	0	0	0	0	0	0	0	4	4	0.00	0.000
57 Rocky Cherry, R ERA:	(9, 1)	1.0		5	1	0	0	3	1	0	0	0	0	0	10	14	0.00	2.000
60 Les Walrond, L ERA:	(10, 1)	1.0		5	1	0	0	1	1	0	0	0	0	0	6	10	0.00	2.000

BOTTOM

Chicago Cubs @ Oakland Athletics

Phoenix Municipal Stadium, Phoenix, AZ

Sat Mar 03 2007, 3:05 PM EST
Att. 10,074 - Sunny - 63 F

livebaseballscorecards.com

AB	39
R	5
H	10
RBI	5
BB	5
SO	9
LOB	22

1B: 7	SF: 1	WP: 0	PA: 46
2B: 3	SAC: 0	PB: 0	
3B: 0	DP: 1	SB: 1	
HR: 0	HBP: 1	CS: 0	

Chicago White Sox @ Chicago Cubs

Hohokam Park, Mesa, AZ

Sun Mar 04 2007, 3:05 PM EST

Att. 12,903 - Sunny - 68 F

TOP

Batter	1	2	3	4	5	6	7	8	9	AB R H RBI BB SO LOB
32 Brian Anderson, R (1, 8) OBP: 0.250, SLG: 0.417	0-3 K		0-0 G6-3		0-0 G5-3		0-0 77 1B, 3-H, 2B	0-0 P6		5 1 1 1 0 1 0
77 Robert Valido, R (1, 6) OBP: 0.444, SLG: 0.286	0-3 K			4-0 14 BB, 23 HR, BB	0-0 G1-3		0-0 2-H, 1B		0-0 F7	4 1 1 1 1 1 0
14 Paul Konerko, R (1, 3) OBP: 0.556, SLG: 1.333 36 Casey Rogowski, L (5, 3) OBP: 0.545, SLG: 0.556	0-0 HR			4-0 1-2, 23 HR, BB	0-0 HR		0-3 K		0-0 7 1B, 27 2B, 1B	2 3 2 2 1 0 0 2 1 1 0 0 1 1
23 Jermaine Dye, R (1, 9) OBP: 0.400, SLG: 1.111 7 Jerry Owens, L (5, 7) OBP: 0.300, SLG: 0.125	0-0 P4			0-0 1-H, 2-H, HR	0-3 K		0-0 L5		0-0 27 2B, 1-3, 31 G4-3, 1B	3 1 1 3 0 1 0 2 1 1 0 0 0 1
27 Josh Fields, R (1, 5) OBP: 0.455, SLG: 0.500		0-3 K		0-0 G6-3		4-0 1 CS, 39 S, BB		0-3 K	0-0 31 G4-3, 1-3, 3-H, 2B	4 0 1 1 1 2 0
Rob Mackowiak, L (1, 7) OBP: 0.444, SLG: 0.714 (5, 9) 54 David Aardsma, R (8, 1) 31 Ryan Sweeney, L (9, PH) OBP: 0.500, SLG: 0.429 51 Andrew Sisco, L (9, 1)		1-1 39 G6-4-3, HBP		0-0 HR		0-3 K		0-0 30 HBP, 66 HR, 1B	0-0 G4-3, 2-3, 3-H	3 2 2 1 0 1 1 0 0 0 0 0 0 0 1 0 0 1 0 0 1 0 0 0 0 0 0 0
39 Wiki Gonzalez, R (1, 2) OBP: 0.333, SLG: 0.333 67 John Danks, L (6, 1) 26 Andy González, R (7, 4)		0-0 G6-4-3, 1-2f		0-0 1 FC6-4, 1B		0-2 1-2, K		0-3 K	0-0 G5-3	3 0 1 0 0 1 2 0 0 0 0 0 0 0 2 0 0 0 0 1 2
1 Junior Spivey, R (1, 4) OBP: 0.167, SLG: 0.333 68 Gio González, R (7, 1) 30 Luis Terrero, R (8, PH) OBP: 0.286, SLG: 0.167 (8, 9)			0-0 F8	0-0 FC6-4, 1-2f		0-1 CS, 2-3	0-0 66 G4-3, 32 2B, 2B	1-1 66 HR, 1-2, HBP		3 1 1 0 0 0 1 0 0 0 0 0 0 0 0 1 0 0 0 0 0
Jon Garland, R (1, 1) 65 Kenny Perez, S (4, PH) OBP: 0.429, SLG: 0.200 40 Charlie Haeger, R (4, 1) 66 Gustavo Molina, R (6, 2) OBP: 0.500, SLG: 2.000			0-3 K	0-0 G6-3			0-0 G4-3, 2-3	0-0 1-H, 2-H, HR		1 0 0 0 0 1 0 1 0 0 0 0 0 1 0 0 0 0 0 0 0 2 1 1 3 0 0 1

Totals	
AB	38
R	13
H	13
RBI	13
BB	3
SO	10
LOB	11

livebaseballscorecards.com

Inning Stats	1	2	3	4	5	6	7	8	9		
	R: 1 H: 1 E: 0 LOB: 0 K: 2 BB: 0 S: 8 P: 8	R: 0 H: 0 E: 0 LOB: 0 K: 1 BB: 0 S: 5 P: 6	R: 0 H: 0 E: 0 LOB: 0 K: 1 BB: 0 S: 5 P: 5	R: 4 H: 3 E: 0 LOB: 1 K: 0 BB: 2 S: 6 P: 14	R: 1 H: 1 E: 0 LOB: 0 K: 1 BB: 0 S: 6 P: 6	R: 0 H: 0 E: 0 LOB: 0 K: 2 BB: 1 S: 7 P: 11	R: 2 H: 3 E: 0 LOB: 1 K: 1 BB: 0 S: 8 P: 8	R: 3 H: 2 E: 0 LOB: 0 K: 2 BB: 0 S: 10 P: 11	R: 2 H: 3 E: 0 LOB: 1 K: 0 BB: 0 S: 6 P: 6	1B: 5 SF: 0 2B: 3 SAC: 0 3B: 0 DP: 1 HR: 5 HBP: 2	WP: 0 PA: 44 PB: 0 SB: 1 CS: 1

PITCHER		IP	WLS	BF	H	R	ER	SO	BB	IBB	HBP	BLK	WP	HR	S	P	ERA	WHIP
53 Rich Hill, L ERA: 4.5	(1, 1)	2.0	L	7	1	1	1	3	0	0	1	0	0	1	13	14	4.50	0.500
51 Juan Mateo, R ERA: 27.0	(3, 1)	1.1		8	2	4	4	1	2	0	0	0	0	2	8	16	27.00	3.000
70 John Webb, R ERA: 3.38	(4, 1)	1.2		7	2	1	1	1	0	0	0	0	0	1	9	9	5.40	1.200
47 Scott Eyre, L ERA:	(6, 1)	1.0		3	0	0	0	2	1	0	0	0	0	0	7	11	0.00	1.000
72 Jason Anderson, R ERA: 13.5	(7, 1)	0.1		4	3	2	2	0	0	0	0	0	0	0	4	4	54.00	9.000

PITCHER		IP	WLS	BF	H	R	ER	SO	BB	IBB	HBP	BLK	WP	HR	S	P	ERA	WHIP
55 Clay Rapada, L ERA: 33.75	(7, 1)	0.2		2	0	0	0	1	0	0	0	0	0	0	4	4	0.00	0.000
13 Will Ohman, L ERA: 13.5	(8, 1)	1.0		6	2	3	3	2	0	0	1	0	0	1	10	11	27.00	2.000
Bob Howry, R ERA: 9.0	(9, 1)	1.0		6	3	2	2	0	0	0	0	0	0	0	6	6	18.00	3.000

BOTTOM

Batter	1	2	3	4	5	6	7	8	9	AB	R	H	RBI	BB	SO	LOB
12 Alfonso Soriano, R (1, 8) OBP: 0.375, SLG: 0.625	0-0 2B		0-0 19 FC5-4 1B		1-1 2-H 2B		0-0 FC6-4 1-2f			3	0	3	1	0	0	0
67 Chris Walker, S (6, 8)										1	0	0	0	0	0	1
19 Matt Murton, R (1, 7) OBP: 0.556, SLG: 0.857	4-0 16 G6-4-3 BB		0-0 FC5-4 1-2f		4-0 25 FC6-4 BB		0-0 F8			2	0	0	0	2	0	2
13 Will Ohman, L (8, 1)										0	0	0	0	0	0	0
Bob Howry, L (9, 1)										0	0	0	0	0	0	0
25 Derrek Lee, R (1, 3) OBP: 0.500, SLG: 0.875	0-3 K			0-0 HR	0-0 FC6-4 1-2f			0-0 P5		3	1	1	1	0	1	4
47 Scott Eyre, L (6, 1)										0	0	0	0	0	0	0
72 Jason Anderson, L (7, 1)										0	0	0	0	0	0	0
55 Clay Rapada, R (7, 1)										0	0	0	0	0	0	0
27 Buck Coats, L (8, 7) OBP: 0.286, SLG: 0.167										1	0	0	0	0	0	0
16 Aramis Ramirez, R (1, 5) OBP: 0.250, SLG: 0.143	0-0 G6-4-3 1-2f			0-0 L4		0-0 FC5-4 1B		0-0 29 1B 1B		3	0	1	0	0	0	2
2 Ryan Theriot, R (6, PR) OBP: 0.375, SLG: 0.625										1	0	1	0	0	0	0
(7, 4)																
Jacque Jones, L (1, 9) OBP: 0.125, SLG: 0.125		0-0 G3		0-0 G3-1		0-0 F8		0-0 4 L3 1-2 1B		3	0	0	0	0	0	1
29 Ángel Pagán, S (7, 9) OBP: 0.455, SLG: 0.250										1	0	1	0	0	0	0
Mark DeRosa, R (1, 4)		0-0 G6-3		0-0 G5-3		0-0 FC5-4 1-2f		0-0 L3 1-2		3	0	0	0	0	0	1
4 Mike Kinkade, R (7, 5) OBP: 0.250, SLG: 0.500										1	0	0	0	0	0	2
24 Henry Blanco, R (1, 2)		0-0 F8			0-0 P6	0-3 K			0-0 G6-3	2	0	0	0	0	0	0
61 Koyie Hill, S (6, 2)										2	0	0	0	0	1	1
Cesar Izturis, S (1, 6) OBP: 0.500, SLG: 0.667			0-0 G6-3		0-3 K		4-0 67 FC6-4 BB		0-0 G5-3	2	0	0	0	0	1	0
5 Ronny Cedeno, R (7, 6) OBP: 0.250, SLG: 0.455										1	0	0	0	1	0	0
53 Rich Hill, L (1, 1)			0-0 G6-3		0-0 12 PB 12 2B 2B		0-3 K		0-3 K	0	0	0	0	0	0	0
51 Juan Mateo, R (3, 1)										1	0	0	0	0	0	0
70 John Webb, R (4, 1)										0	0	0	0	0	0	0
76 Micah Hoffpauir, L (5, PH) OBP: 0.667, SLG: 1.000										2	1	1	0	0	1	1
(6, 3)																
74 Jake Fox, R (9, PH) OBP: 0.500, SLG: 0.500										1	0	0	0	0	1	0
Inning Stats	R: 0 E: 0 K: 1 S: 5 H: 1 LOB: 1 BB: 1 P: 9	R: 0 E: 0 K: 0 S: 3 H: 0 LOB: 0 BB: 0 P: 3	R: 0 E: 0 K: 0 S: 4 H: 1 LOB: 1 BB: 0 P: 4	R: 1 E: 0 K: 0 S: 4 H: 1 LOB: 0 BB: 0 P: 4	R: 1 E: 0 K: 1 S: 8 H: 2 LOB: 2 BB: 1 P: 13	R: 0 E: 0 K: 1 S: 6 H: 1 LOB: 1 BB: 0 P: 6	R: 0 E: 0 K: 1 S: 5 H: 0 LOB: 1 BB: 1 P: 9	R: 0 E: 0 K: 0 S: 4 H: 2 LOB: 1 BB: 0 P: 4	R: 0 E: 0 K: 1 S: 5 H: 0 LOB: 0 BB: 0 P: 5	1B: 4 2B: 4 3B: 0 HR: 1	SF: 0 SAC: 0 DP: 2 HBP: 0						

PITCHER	IP	WLS	BF	H	R	ER	SO	BB	IBB	HBP	BLK	WP	HR	S	P	ERA	WHIP
Jon Garland, R (1, 1) ERA: 10.8	3.0	W	11	2	0	0	1	1	0	0	0	0	0	12	16	0.00	1.000
40 Charlie Haeger, R (4, 1) ERA: 4.5	2.0		10	3	2	2	1	1	0	0	0	0	1	12	17	9.00	2.000
67 John Danks, L (6, 1) ERA: 3.0	1.0		4	1	0	0	1	0	0	0	0	0	0	6	6	0.00	1.000
68 Gio González, L (7, 1) ERA:	1.0		4	0	0	0	1	1	0	0	0	0	0	5	9	0.00	1.000
54 David Aardsma, R (8, 1) ERA: 4.5	1.0		4	2	0	0	0	0	0	0	0	0	0	4	4	0.00	2.000

PITCHER	IP	WLS	BF	H	R	ER	SO	BB	IBB	HBP	BLK	WP	HR	S	P	ERA	WHIP
51 Andrew Sisco, L (9, 1) ERA:	1.0		3	0	0	0	1	0	0	0	0	0	0	5	5	0.00	0.000

Chicago White Sox @ Chicago Cubs

Hohokam Park, Mesa, AZ

Sun Mar 04 2007, 3:05 PM EST
Att. 12,903 - Sunny - 68 F

livebaseballscorecards.com

AB	33
R	2
H	8
RBI	2
BB	3
SO	5
LOB	15

WP: 0 PB: 1 SB: 0 CS: 0 PA: 36

Chicago Cubs @ Seattle Mariners

Peoria Stadium, Peoria, AZ

Mon Mar 05 2007, 3:05 PM EST

Att. 6,969 - Sunny - 66 F

TOP

livebaseballscorecards.com

Batter	1	2	3	4	5	6	7	8	9	AB	R	H	RBI	BB	SO	LOB
17 Felix Pie, L (1, 8) OBP: 0.462, SLG: 0.417	G4-3		29 E; 32 1B; 1B	29 FC6-4; 1B		29 1B; 19 SF9; 1B; 2-H		B5		5	2	3	1	0	0	0
29 Ángel Pagán, S (1, 9) OBP: 0.375, SLG: 0.231	K		E5; 32 1B; 1-2	FC6-4; 1-2f		32 S; 1-3; 1B		K		5	0	1	0	0	2	2
19 Matt Murton, R (1, 7) OBP: 0.462, SLG: 0.667 27 Buck Coats, L (6, 7) OBP: 0.375, SLG: 0.286	G5-3		L5		BB; 5; G5-2-3; 1B; BB	SF9; 3-H		1B		2 1	0 0	0 1	1 0	1 0	0 0	2 0
32 Daryle Ward, L (1, 10) OBP: 0.100, SLG: 0.100		K	FC5-4; 1-2; 2-H; 1B		K	G6-3; 1-2		F8		5	0	1	1	0	2	3
Michael Barrett, R (1, 2) OBP: 0.556, SLG: 1.125 65 Eric Patterson, L (7, PR) OBP: 0.250, SLG: 1.000 (7, 4)		F7	FC5-4; 1-2f		BB; 1-2; 1B	1B; 4; 1B; 2B			G4-3	4 1	0 1	2 0	0 0	0 0	0 0	2 0
Mark DeRosa, R (1, 4) OBP: 0.364, SLG: 0.125 58 Geovany Soto, R (7, 2) OBP: 0.250, SLG: 0.750		5 BB; BB	K	BB; 1-2; 2-3		4 1B; 2-3; 1B			G3	2 1	0 0	1 0	0 0	2 0	1 0	0 0
5 Ronny Cedeno, R (1, 6) OBP: 0.294, SLG: 0.400		1-2; BB	4 HR; 1B	G5-2-3; 3-Hf		K			G6-3	4	1	1	0	1	1	6
4 Mike Kinkade, R (1, 3) OBP: 0.500, SLG: 1.000		P4	1-H; HR		BB; 17 1B; SH1-3	64 G1-6-3; 1-2; 3-H; 1B				3	2	2	3	1	0	2
Tomas Perez, S (1, 5) 64 Casey McGehee, R (6, 5)			G5-3	G3		SH1-3; 1-2				2 1	0 0	0 0	0 0	0 0	0 0	0 2

	AB	36
	R	6
	H	12
	RBI	6
	BB	5
	SO	6
	LOB	19

Inning Stats																																		
	R: 0	E: 0	K: 1	S: 5	H: 0	LOB: 0	BB: 0	P: 5	R: 0	E: 0	K: 1	S: 5	H: 0	LOB: 2	BB: 2	P: 13	R: 1	E: 1	K: 0	S: 6	H: 2	LOB: 2	BB: 0	P: 6	R: 2	E: 0	K: 1	S: 8	H: 3	LOB: 1	BB: 0	P: 8	R: 0	E: 0	K: 1	S: 5	H: 1	LOB: 2	BB: 2	P: 13
	R: 2	E: 0	K: 0	S: 5	H: 2	LOB: 1	BB: 1	P: 10	R: 1	E: 0	K: 1	S: 7	H: 3	LOB: 1	BB: 0	P: 7	R: 0	E: 0	K: 1	S: 6	H: 1	LOB: 1	BB: 0	P: 6	R: 0	E: 0	K: 0	S: 3	H: 0	LOB: 0	BB: 0	P: 3	1B: 10	2B: 1	3B: 0	HR: 1	SF: 1	SAC: 1	DP: 2	HBP: 0	WP: 0	PB: 0	SB: 1	CS: 0	PA: 43

PITCHER		IP	WLS	BF	H	R	ER	SO	BB	IBB	HBP	BLK	WP	HR	S	P	ERA	WHIP
43 Miguel Batista, R ERA:	(1, 1)	2.0		8	0	0	0	2	2	0	0	0	0	0	10	18	0.00	1.000
49 Jake Woods, L ERA: 9.0	(3, 1)	2.0		12	5	3	2	1	0	0	0	0	0	1	14	14	9.00	2.500
33 Chris Reitsma, R ERA:	(5, 1)	1.0	H	5	1	0	0	1	2	0	0	0	0	0	5	13	0.00	3.000
20 J.J. Putz, R ERA: 18.0	(6, 1)	1.0	L	6	2	2	2	0	1	0	0	0	0	0	5	10	18.00	3.000
George Sherrill, L ERA: 9.0	(7, 1)	1.0		5	3	1	1	1	0	0	0	0	0	0	7	7	9.00	3.000

PITCHER		IP	WLS	BF	H	R	ER	SO	BB	IBB	HBP	BLK	WP	HR	S	P	ERA	WHIP
85 Brandon Morrow, R ERA:	(8, 1)	1.0		4	1	0	0	1	0	0	0	0	0	0	6	6	0.00	1.000
54 Sean Green, R ERA:	(9, 1)	1.0		3	0	0	0	0	0	0	0	0	0	0	3	3	0.00	0.000

Batter	1	2	3	4	5	6	7	8	9	AB	R	H	RBI	BB	SO	LOB
16 Willie Bloomquist, R (1, 4) OBP: 0.444, SLG: 0.500 17 Oswaldo Navarro, R (6, 4)	0-0 ① 2B	1-0 29 2B 2-H 1B		0-0 ③ G4-3			0-0 ① G6-3 3-H	0-0 ③ F8		3 2	1 0	2 0	1 1	0 0	0 0	0 3
29 Adrian Beltré, R (1, 5) OBP: 0.364, SLG: 0.727 50 Wladimir Balentien, R (6, 9) OBP: 0.500, SLG: 0.333	0-0 ② G5-3	0-0 G4-3 1-H 2B			0-0 ① G6-3		0-0 G5-3 1B		0-0 ① F8	3 2	0 0	1 1	1 0	0 0	0 0	0 0
Jose Guillen, R (1, 10) OBP: 0.333, SLG: 0.200 25 Adam Jones, R (9, PR) OBP: 0.222, SLG: 0.125	B B B B 4-0 BB BB	0-0 ② G4-3 2-3			S S S 0-3 ② K		0-0 ② G5-3 1-2		0-0 1B	4 0	0 0	1 0	0 0	1 0	1 0	2 0
Richie Sexson, R (1, 3) B B B B 69 Bryan LaHair, L (6, 3) OBP: 0.429, SLG: 0.571	4-0 1-2 BB	0-0 ③ F9			0-0 ③ P3		0-0 ③ F8		S S S 0-3 ② K	2 2	0 0	0 0	0 0	1 0	0 1	1 2
Ben Broussard, L (1, 7) OBP: 0.286, SLG: 0.231 Tony Torcato, L (6, PR) OBP: 0.500, SLG: 0.333 (7, 7)	0-0 ③ P5		0-0 ① F7			0-0 2 FC6-4 1B		0-0 ① F9	0-0 ③ G3	3 2	0 0	1 0	0 0	0 0	0 0	2 1
2 Kenji Johjima, R (1, 2) OBP: 0.375, SLG: 0.500 65 Rob Johnson, R (6, PR) (7, 2)		0-0 12 2B 7 2B 1B	0-0 ② G5-3			0-0 ① FC6-4 12 FC4-6 1-2f		H 1-0 12 1B HBP		3 0	1 0	1 0	0 0	0 0	0 0	1 0
12 Michael Morse, R (1, 9) OBP: 0.400, SLG: 0.444 (6, 5)		0-0 7 2B 1-3 2B	0-0 ③ F7			0-0 ② FC4-6 1-2f		0-0 7 BB 1-3 1B		4	1	2	0	0	0	1
7 Jeremy Reed, L (1, 8) OBP: 0.300, SLG: 0.333		0-0 16 S 16 1B 2-H 3-H 2B		0-0 7 G4-6-3 1B		0-0 ③ L7		B B B B 4-0 1-2 BB		3	1	2	2	1	0	1
7 Yuniesky Betancourt, R (1, 6) OBP: 0.250, SLG: 0.625 Rey Ordonez, R (7, 6) OBP: 0.400, SLG: 0.556		0-0 ① G6-3		0-0 ① ② G4-6-3 1-2f			0-0 17 G6-3 3B	0-0 ② P3		2 2	0 1	0 1	0 0	0 0	0 0	2 3
Inning Stats	R: 0 H: 1 E: 0 LOB: 2 K: 0 BB: 2 S: 3 P: 11	R: 4 H: 5 E: 0 LOB: 1 K: 0 BB: 0 S: 8 P: 9	R: 0 H: 0 E: 0 LOB: 0 K: 0 BB: 0 S: 3 P: 3	R: 0 H: 1 E: 0 LOB: 0 K: 0 BB: 0 S: 3 P: 3	R: 0 H: 0 E: 0 LOB: 0 K: 1 BB: 0 S: 5 P: 5	R: 0 H: 1 E: 0 LOB: 1 K: 0 BB: 0 S: 4 P: 4	R: 1 H: 2 E: 0 LOB: 1 K: 0 BB: 0 S: 5 P: 5	R: 0 H: 1 E: 0 LOB: 3 K: 1 BB: 1 S: 4 P: 9	R: 0 H: 1 E: 0 LOB: 1 K: 1 BB: 0 S: 6 P: 6	1B: 7 2B: 4 3B: 1 HR: 0	SF: 0 SAC: 0 DP: 1 HBP: 1						

PITCHER	IP	WLS	BF	H	R	ER	SO	BB	IBB	HBP	BLK	WP	HR	S	P	ERA	WHIP
22 Mark Prior, R (1, 1) ERA: 20.25	1.1		9	4	3	3	0	2	0	0	0	0	0	7	15	20.25	4.500
71 Ben Howard, R (2, 1) ERA: 5.4	0.2		4	2	1	1	0	0	0	0	0	0	0	4	5	13.50	3.000
30 Ted Lilly, L (3, 1) ERA:	2.0		6	1	0	0	0	0	0	0	0	0	0	6	6	0.00	0.500
34 Kerry Wood, R (5, 1) ERA:	1.0	W	3	0	0	0	1	0	0	0	0	0	0	5	5	0.00	0.000
48 Neal Cotts, L (6, 1) ERA: 12.0	2.0	H	9	3	1	1	0	0	0	0	0	0	0	9	9	4.50	1.500

PITCHER	IP	WLS	BF	H	R	ER	SO	BB	IBB	HBP	BLK	WP	HR	S	P	ERA	WHIP
68 Randy Wells, R (8, 1) ERA: 5.4	0.2	H	5	1	0	0	0	1	0	1	0	0	0	3	8	0.00	3.000
57 Rocky Cherry, L (8, 1) ERA:	1.1	S	5	1	0	0	1	0	0	0	0	0	0	7	7	0.00	0.750

BOTTOM

Chicago Cubs @ Seattle Mariners

Peoria Stadium, Peoria, AZ

Mon Mar 05 2007, 3:05 PM EST

Att. 6,969 - Sunny - 66 F

livebaseballscorecards.com

AB	37
R	5
H	12
RBI	5
BB	3
SO	2
LOB	19

Batter	1	2	3	4	5	6	7	8	9	AB	R	H	RBI	BB	SO	LOB
23 Rickie Weeks Jr., R (1, 4) OBP: 0.353, SLG: 0.154 61 Hernan Iribarren, L (8, 4) OBP: 0.500, SLG: 0.700	7 G6-3 1B		1 G5-3 HBP		K		P6		B1	3 0 1 0 0 1 1 1 0 0 0 0 0 1						
7 J.J. Hardy, R (1, 6) OBP: 0.333, SLG: 0.412 21 Drew Anderson, L (8, 9) OBP: 0.273, SLG: 0.400	G6-3 1-2		F7		P5		F8		FC4 20 BB 1-3	4 0 0 0 0 0 3 1 0 0 0 0 0 1						
1 Corey Hart, R (1, 9) OBP: 0.471, SLG: 0.385 20 Laynce Nix, L (8, 8) OBP: 0.429, SLG: 0.833	K		G5-3 1-2			G6-3	2 E, 2 1B 1-2 BB		BB 1-2	3 0 0 0 1 1 2 0 0 0 0 1 0 0						
2 Bill Hall, R (1, 8) OBP: 0.400, SLG: 0.438 74 Yohannis Perez, R (8, 6) OBP: 0.273, SLG: 0.300	BB		K			E8 1B	E4 1-3 2-H 1B		K	3 1 1 1 1 1 1 1 0 0 0 0 1 3						
Geoff Jenkins, L (1, 7) OBP: 0.563, SLG: 0.533 55 JD Closser, S (6, 2) OBP: 0.455, SLG: 0.900	G4-3			K		P4	G3-1		F8	3 0 0 0 0 1 3 2 0 0 0 0 0 5						
Johnny Estrada, S (1, 2) OBP: 0.571, SLG: 0.714 92 Brad Nelson, L (6, 3)		G3-1		2B		8 E 2-H 1B		G3-1		3 0 2 1 0 0 0 1 0 0 0 0 0 0						
8 Vinny Rottino, R (1, 3) OBP: 0.273, SLG: 0.350 (6, 5) 52 Jose Capellan, R (8, 1) 67 Luther Hackman, R (9, 1)		G5-3		G6-3		E5 1-2		57 G4-3 BB		3 0 0 0 1 0 2 0 0 0 0 0 0 0 0 0 0 0 0 0 0						
Craig Counsell, L (1, 5) OBP: 0.286, SLG: 0.250 13 Zach Jackson, L (6, 1) 57 Ozzie Chavez, S (8, PH) OBP: 0.286, SLG: 0.231 (8, 5)		1B				G3		G4-3 1-2f		3 0 1 0 0 1 3 0 0 0 0 0 0 0 1 0 0 0 0 0 1						
46 Claudio Vargas, R (1, 1) 62 Grant Balfour, R (4, 1) 64 Lou Palmisano, R (5, PH) 50 Chris Spurling, R (5, 1) 22 Tony Gwynn Jr., L (6, 7) OBP: 0.333, SLG: 0.429		G4-3			G5-3		1 S 2 1B BB		21 E, 21 FC4 1B	1 0 0 0 0 0 1 0 0 0 0 0 0 0 1 0 0 0 0 0 0 0 0 0 0 0 0 0 1 1 1 0 1 0 0						
Inning Stats	R: 0 H: 1 E: 0 LOB: 2 K: 1 BB: 1 S: 6 P: 10	R: 0 H: 1 E: 0 LOB: 1 K: 0 BB: 0 S: 4 P: 4	R: 0 H: 0 E: 0 LOB: 1 K: 1 BB: 0 S: 5 P: 6	R: 0 H: 1 E: 0 LOB: 1 K: 2 BB: 0 S: 8 P: 8	R: 0 H: 0 E: 0 LOB: 0 K: 1 BB: 0 S: 5 P: 5	R: 1 H: 1 E: 2 LOB: 2 K: 0 BB: 0 S: 6 P: 6	R: 1 H: 1 E: 1 LOB: 2 K: 0 BB: 2 S: 5 P: 13	R: 0 H: 0 E: 0 LOB: 0 K: 0 BB: 1 S: 2 P: 6	R: 0 H: 1 E: 1 LOB: 3 K: 1 BB: 1 S: 7 P: 11	1B: 5 SF: 0 2B: 1 SAC: 0 3B: 0 DP: 1 HR: 0 HBP: 1						

PITCHER		IP	WLS	BF	H	R	ER	SO	BB	IBB	HBP	BLK	WP	HR	S	P	ERA	WHIP
Jason Marquis, R ERA: 1.8	(1, 1)	3.0		13	2	0	0	2	1	0	1	0	0	0	15	20	0.00	1.000
46 Ryan Dempster, R ERA:	(4, 1)	1.0	H	4	1	0	0	2	0	0	0	0	0	0	8	8	0.00	1.000
37 Angel Guzman, R ERA: 2.7	(5, 1)	2.0	H	9	1	1	0	1	0	0	0	0	0	0	11	11	0.00	0.500
73 Sean Gallagher, R ERA: 3.0	(7, 1)	1.0	B	6	1	1	1	0	2	0	0	0	0	0	5	13	9.00	3.000
63 Carmen Pignatiello, L ERA:	(8, 1)	1.0		3	0	0	0	0	1	0	0	0	0	0	2	6	0.00	1.000

PITCHER		IP	WLS	BF	H	R	ER	SO	BB	IBB	HBP	BLK	WP	HR	S	P	ERA	WHIP
60 Les Walrond, L ERA:	(9, 1)	1.0	W	6	1	0	0	1	1	0	0	0	0	0	7	11	0.00	2.000

TOP

Milwaukee Brewers @ Chicago Cubs

Hohokam Park, Mesa, AZ

Tue Mar 06 2007, 3:05 PM EST

Att. 8,140 - Sunny - 75 F

livebaseballscorecards.com

AB	35
R	2
H	6
RBI	2
BB	5
SO	6
LOB	27

1B: 5	SF: 0	WP: 0	PA: 41
2B: 1	SAC: 0	PB: 0	
3B: 0	DP: 1	SB: 1	
HR: 0	HBP: 1	CS: 0	

Milwaukee Brewers @ Chicago Cubs

Hohokam Park, Mesa, AZ

Tue Mar 06 2007, 3:05 PM EST

Att. 8,140 - Sunny - 75 F

BOTTOM

Batter	1	2	3	4	5	6	7	8	9	AB	R	H	RBI	BB	SO	LOB
12 Alfonso Soriano, R (1, 8) OBP: 0.250, SLG: 0.417	F9		G6-3		K		F9 2-3		HR	4	0	0	0	0	1	1
76 Micah Hoffpauir, L (8, 3) OBP: 0.750, SLG: 2.000										1	1	1	1	0	0	0
65 Eric Patterson, L (1, 4) OBP: 0.375, SLG: 0.875	25 2B 1B 1B		25 S 2B		G4-3		G3			4	1	2	0	0	0	1
25 Derrek Lee, R (1, 3) OBP: 0.500, SLG: 0.833	1-3 1B 2B		K 2-3		1B		P6			4	1	2	0	0	1	2
63 Carmen Pignatiello, R (8, 1)										0	0	0	0	0	0	0
60 Les Walrond, L (9, 1)										0	0	0	0	0	0	0
16 Aramis Ramirez, R (1, 5) OBP: 0.182, SLG: 0.100	P5		G5-3		F7			61 1B 67 SH1-4 1B		3	0	0	0	0	0	4
64 Casey McGehee, R (7, 5) OBP: 0.333, SLG: 0.333										1	0	1	0	0	0	0
Jacque Jones, L (1, 9) OBP: 0.182, SLG: 0.182	2-H 3-H 1B			G3	K			SH1-4 1-2		3	0	1	2	0	1	0
67 Chris Walker, S (7, 9)										0	0	0	0	0	0	0
66 Tyler Colvin, L (1, 7)	K			K		2B		G6-3		2	0	0	0	0	2	1
2 Ryan Theriot, R (5, 6) OBP: 0.400, SLG: 0.700										2	0	1	0	0	0	1
24 Henry Blanco, R (1, 2) OBP: 0.125, SLG: 0.125		K		BB 1B		P5		2-3 1B		3	0	1	0	0	1	1
61 Koyie Hill, S (7, 2) OBP: 0.500, SLG: 0.333										1	0	1	0	0	0	0
Cesar Izturis, S (1, 6) OBP: 0.500, SLG: 0.571		G3-1		27 FC4-6 1-2 BB		F7		F7		1	0	0	0	1	0	0
37 Angel Guzman, R (5, 1)										0	0	0	0	0	0	0
56 Brian Dopirak, R (6, PH) OBP: 0.200, SLG: 0.200										1	0	0	0	0	0	1
73 Sean Gallagher, R (7, 1)										0	0	0	0	0	0	0
17 Felix Pie, L (8, 8) OBP: 0.429, SLG: 0.385										1	0	0	0	0	0	2
Jason Marquis, L (1, 1)		G1-3		FC4-6 1-2f			12 F9 2B		P5	1	0	0	0	0	0	0
46 Ryan Dempster, R (4, 1)										0	0	0	0	0	0	0
27 Buck Coats, L (4, PH) OBP: 0.364, SLG: 0.400										3	0	1	0	0	0	2
(5, 7)																

Inning Stats	1	2	3	4	5	6	7	8	9
	R: 2 H: 3 E: 0 LOB: 1 K: 1 BB: 0 S: 8 P: 8	R: 0 H: 0 E: 0 LOB: 0 K: 1 BB: 0 S: 5 P: 5	R: 0 H: 1 E: 0 LOB: 1 K: 1 BB: 0 S: 6 P: 6	R: 0 H: 1 E: 0 LOB: 2 K: 1 BB: 1 S: 6 P: 10	R: 0 H: 1 E: 0 LOB: 1 K: 1 BB: 0 S: 6 P: 6	R: 0 H: 1 E: 0 LOB: 1 K: 1 BB: 0 S: 6 P: 6	R: 0 H: 1 E: 0 LOB: 1 K: 0 BB: 0 S: 4 P: 4	R: 0 H: 2 E: 0 LOB: 2 K: 0 BB: 0 S: 5 P: 5	R: 1 H: 1 E: 0 LOB: 0 K: 0 BB: 0 S: 2 P: 2

1B: 6 SF: 0
2B: 4 SAC: 1
3B: 0 DP: 0
HR: 1 HBP: 0

WP: 0 PA: 37
PB: 0
SB: 1
CS: 0

	AB	35
	R	3
	H	11
	RBI	3
	BB	1
	SO	6
	LOB	16

livebaseballscorecards.com

PITCHER	IP	WLS	BF	H	R	ER	SO	BB	IBB	HBP	BLK	WP	HR	S	P	ERA	WHIP
46 Claudio Vargas, R (1, 1) ERA: 13.5	3.0		13	4	2	2	3	0	0	0	0	0	0	19	19	6.00	1.333
62 Grant Balfour, R (4, 1) ERA: 16.2	1.0		5	1	0	0	1	1	0	0	0	0	0	6	10	0.00	2.000
50 Chris Spurling, R (5, 1) ERA:	1.0		4	1	0	0	1	0	0	0	0	0	0	6	6	0.00	1.000
13 Zach Jackson, L (6, 1) ERA: 2.08	2.0		8	2	0	0	1	0	0	0	0	0	0	10	10	0.00	1.000
52 Jose Capellan, R (8, 1) ERA: 4.5	1.0		5	2	0	0	0	0	0	0	0	0	0	5	5	0.00	2.000

PITCHER	IP	WLS	BF	H	R	ER	SO	BB	IBB	HBP	BLK	WP	HR	S	P	ERA	WHIP
67 Luther Hackman, R (9, 1) ERA: 3.86	0.1	L	2	1	1	1	0	0	0	0	0	0	1	2	2	27.00	3.000

Oakland Athletics @ Chicago Cubs

Hohokam Park, Mesa, AZ

Wed Mar 07 2007, 3:05 PM EST

Att. 8,411 - Partly Cloudy - 78 F

TOP

livebaseballscorecards.com

Batter	1	2	3	4	5	6	7	8	9	AB	R	H	RBI	BB	SO	LOB
Jason Kendall, R (1, 2) OBP: 0.385, SLG: 0.538	0-0 29 FC3-6 2B	0-0 ①② G6-4-3 1-2f 2-3 3-H		0-0 BB 1B 29 BB 1-2 1B		0-0 ① G6-3	0-0 2-H 3-H 1B		0-0 1B 1-2 1B	4	1	2	0	0	0	2
6 Kurt Suzuki, R (6, 2) OBP: 0.667, SLG: 0.833										2	0	2	2	0	0	0
Shannon Stewart, R (1, 7) OBP: 0.385, SLG: 0.273	0-3 ① K	0-0 ③ G5-3		0-0 29 BB BB 1-2 2-H 1B		0-0 ② F8	0-3 ③ K		0-3 ② K	4	0	1	1	0	1	2
32 Vince Faison, L (6, 7) OBP: 0.500, SLG: 0.500										2	0	0	0	0	2	3
(7, 8)																
Nick Swisher, S (1, 9) OBP: 0.333, SLG: 0.389	4-0 29 FC3-6 BB	0-0 ① G4-3		4-0 29 BB 1-2 2-3 BB		0-0 2B	0-0 G5-3		0-0 ③ 1-2 2-H 1B	1	0	0	0	2	0	0
Ryan Goleski, R (5, 9) OBP: 0.118, SLG: 0.176										3	0	2	0	0	0	0
29 Dan Johnson, L (1, 3) OBP: 0.353, SLG: 0.385	0-0 ② FC3-6 1-2f 2-3	4-0 BB		4-0 1-2 2-3 3-H BB		0-3 ③ K	0-0 P5		4-0 4 BB BB	2	0	0	1	2	1	3
8 Erubiel Durazo, L (6, 3) OBP: 0.375, SLG: 0.429										1	0	0	0	0	0	0
44 Hiram Bocachica, R (1, 8)	0-0 ③ F7	0-3 ② K	0-3 ③ K				4-0 13 BB 4 1B 65 G4-3 BB	4-0 4 BB BB		3	1	0	0	1	2	6
72 Kevin Melillo, L (7, 4) OBP: 0.875, SLG: 0.800										0	0	0	0	1	0	0
4 Antonio Perez, R (1, 4) OBP: 0.381, SLG: 0.500	2-0 13 E 66 1B BB HBP	0-3 ③ K		0-0 66 G6-3 13 G4-3 2B			0-0 65 G4-3 13 BB 6 1B 1-2 1B	4-0 1-2 BB		3	3	2	0	1	1	1
(7, 5)																
66 J.J. Furmaniak, R (1, 6) OBP: 0.357, SLG: 0.250	0-0 BB 13 E G6-4-3 1-2 1B	0-3 ① K	0-0 ① G6-3 2-3				0-3 ① K	0-0 ③ F8		5	1	1	0	0	2	5
13 Donnie Murphy, R (1, 5) OBP: 0.385, SLG: 0.273	0-0 E4 G6-4-3 BB 1-2 2-3	0-0 1B 1B 1B	0-0 ② G4-3 3-H				4-0 65 G4-3 6 1B 1-2 2-3 BB		4-0 6 1B 1B BB	3	2	1	1	1	0	2
63 Dallas Braden, L (7, 1)										0	0	0	0	0	0	0
10 Daric Barton, L (9, PH) OBP: 0.444, SLG: 0.375										0	0	0	0	1	0	0
28 Charles Thomas, L (9, PR) OBP: 0.357, SLG: 0.250										0	0	0	0	0	0	0
Joe Kennedy, R (1, 1)		4-0 G6-4-3 1-2 2-3 3-H BB	0-3 ② K	0-0 ③ G6-3			0-0 ② G4-3 1-2 2-3 3-H		0-0 ① F7	0	0	0	1	1	0	0
Jay Marshall, L (3, 1)										1	0	0	0	0	1	1
70 Connor Robertson, R (4, 1)										0	0	0	0	0	0	0
5 Jeremy Brown, R (5, PH)										1	0	0	0	0	0	0
25 Lenny DiNardo, L (5, 1)										0	0	0	0	0	0	0
65 Javier Herrera, R (7, PH) OBP: 0.143, SLG: 0.143										2	0	0	1	0	0	3
(7, 7)																

	AB	37
	R	8
	H	11
	RBI	7
	BB	10
	SO	10
	LOB	28

Inning Stats																		
	R: 0	H: 1	R: 2	H: 1	R: 0	H: 0	R: 2	H: 3	R: 1	H: 1	R: 0	H: 1	R: 3	H: 2	R: 0	H: 0	R: 0	H: 2
	E: 0	LOB: 2	E: 1	LOB: 1	E: 0	LOB: 1	E: 0	LOB: 3	E: 0	LOB: 0	E: 0	LOB: 1	E: 0	LOB: 1	E: 0	LOB: 2	E: 0	LOB: 2
	K: 1	BB: 1	K: 0	BB: 1	K: 2	BB: 1	K: 3	BB: 2	K: 0	BB: 0	K: 1	BB: 0	K: 2	BB: 2	K: 0	BB: 2	K: 1	BB: 1
	S: 6	P: 10	S: 4	P: 10	S: 7	P: 11	S: 12	P: 20	S: 4	P: 4	S: 6	P: 6	S: 9	P: 17	S: 3	P: 11	S: 6	P: 10

PITCHER		IP	WLS	BF	H	R	ER	SO	BB	IBB	HBP	BLK	WP	HR	S	P	ERA	WHIP						
38 Carlos Zambrano, R	(1, 1)	3.0		15	2	2	0	3	3	0	1	0	0	0	17	31	0.00	1.667						
ERA:																								
47 Scott Eyre, L	(4, 1)	0.2	H	7	3	2	2	2	2	0	0	0	0	0	9	17	27.00	7.500						
ERA: 10.8																								
68 Randy Wells, R	(4, 1)	0.1	H	1	0	0	0	1	0	0	0	0	0	0	3	3	0.00	0.000						
ERA: 4.5																								
50 Jeff Samardzija, R	(5, 1)	2.0	H	8	2	1	1	1	0	0	0	0	0	0	10	10	4.50	1.000						
ERA: 3.0																								
44 Roberto Novoa, R	(7, 1)	0.1	H	4	1	3	3	1	2	0	0	0	0	0	4	12	81.00	9.000						
ERA: 81.0																								

PITCHER		IP	WLS	BF	H	R	ER	SO	BB	IBB	HBP	BLK	WP	HR	S	P	ERA	WHIP						
55 Clay Rapada, L	(7, 1)	0.2	W	3	1	0	0	1	0	0	0	0	0	0	5	5	0.00	1.500						
ERA: 22.5																								
13 Will Ohman, L	(8, 1)	1.0	H	5	0	0	0	0	2	0	0	0	0	0	3	11	0.00	2.000						
ERA: 9.0																								
Bob Howry, R	(9, 1)	1.0	S	5	2	0	0	1	1	0	0	0	0	0	6	10	0.00	3.000						
ERA: 6.0																								

	1B: 8	SF: 0	WP: 0	PA: 48
	2B: 3	SAC: 0	PB: 0	
	3B: 0	DP: 1	SB: 0	
	HR: 0	HBP: 1	CS: 0	

Batter	1	2	3	4	5	6	7	8	9	AB	R	H	RBI	BB	SO	LOB
12 Alfonso Soriano, R (1, 8) OBP: 0.313, SLG: 0.625	HR	G6-3		E4	1B		1B			4	2	2	1	0	0	0
17 Felix Pie, L (6, 8) OBP: 0.467, SLG: 0.429										1	0	1	1	0	0	0
19 Matt Murton, R (1, 7) OBP: 0.471, SLG: 0.692	2B	G4-3		1B	K		1B			4	2	2	0	0	1	1
27 Buck Coats, L (6, 7) OBP: 0.417, SLG: 0.455										1	0	1	0	0	0	0
25 Derrek Lee, R (1, 3) OBP: 0.563, SLG: 0.813	G4-3	1B		1B		G3-6-1 1B	F7			4	1	3	1	0	0	1
76 Micah Hoffpauir, L (6, PR) OBP: 0.600, SLG: 1.500 (7, 3)										1	1	0	0	0	0	2
16 Aramis Ramirez, R (1, 5) OBP: 0.333, SLG: 0.429	3B	1B		F9		G3-6-1 1B	BB			4	1	3	1	0	0	2
64 Casey McGehee, R (6, PR) OBP: 0.500, SLG: 0.333 (7, 5)										0	0	0	0	1	0	0
Jacque Jones, L (1, 9) OBP: 0.333, SLG: 0.333	1B	1B		1B		G3-6-1	P4			4	1	3	3	0	0	2
67 Chris Walker, S (7, 9)										1	0	0	0	0	0	3
Michael Barrett, R (1, 2) OBP: 0.538, SLG: 1.000	2B	F9		K		1B		BB		4	0	2	2	0	1	4
58 Geovany Soto, R (7, 2) OBP: 0.400, SLG: 0.750										0	0	0	0	1	0	0
65 Eric Patterson, L (8, PR) OBP: 0.375, SLG: 0.875										0	0	0	0	0	0	0
61 Koyie Hill, S (9, 2) OBP: 0.500, SLG: 0.333										0	0	0	0	0	0	0
Mark DeRosa, R (1, 4) OBP: 0.429, SLG: 0.200	BB	1B		K		F8	F7			2	0	1	0	1	1	2
50 Jeff Samardzija, R (5, 1)										0	0	0	0	0	0	0
56 Brian Dopirak, R (6, PH) OBP: 0.167, SLG: 0.167										1	0	0	0	0	0	1
44 Roberto Novoa, R (7, 1)										0	0	0	0	0	0	0
55 Clay Rapada, R (7, 1)										0	0	0	0	0	0	0
13 Will Ohman, L (8, 1)										0	0	0	0	0	0	0
74 Jake Fox, R (8, PH) OBP: 0.333, SLG: 0.333										1	0	0	0	0	0	1
Bob Howry, L (9, 1)										0	0	0	0	0	0	0
2 Ryan Theriot, R (1, 6) OBP: 0.385, SLG: 0.583	F9	L3			G4-6-3		G5-3	F7		2	0	0	0	1	0	3
5 Ronny Cedeno, R (6, 6) OBP: 0.316, SLG: 0.375										1	1	0	0	1	0	1
38 Carlos Zambrano, S (1, 1)	FC6-4	G5-3			G4-6-3		G5-3	F7		2	0	0	0	0	0	2
47 Scott Eyre, L (4, 1)										0	0	0	0	0	0	0
68 Randy Wells, R (4, 1)										0	0	0	0	0	0	0
Tomas Perez, S (5, 4)										3	0	0	0	0	0	3
Inning Stats	R: 4 E: 0 K: 0 S: 8 H: 5 LOB: 2 BB: 1 P: 12	R: 1 E: 0 K: 0 S: 6 H: 3 LOB: 2 BB: 0 P: 6	R: 0 E: 0 K: 0 S: 3 H: 1 LOB: 0 BB: 0 P: 3	R: 2 E: 1 K: 2 S: 12 H: 3 LOB: 2 BB: 0 P: 12	R: 0 E: 0 K: 1 S: 5 H: 1 LOB: 1 BB: 1 P: 9	R: 1 E: 0 K: 0 S: 5 H: 3 LOB: 1 BB: 0 P: 5	R: 1 E: 0 K: 0 S: 5 H: 2 LOB: 3 BB: 2 P: 13	R: 0 E: 0 K: 0 S: 4 H: 0 LOB: 1 BB: 1 P: 8		1B: 14 2B: 3 3B: 1 HR: 1	SF: 0 SAC: 0 DP: 3 HBP: 0					

BOTTOM

Oakland Athletics @ Chicago Cubs

Hohokam Park, Mesa, AZ

Wed Mar 07 2007, 3:05 PM EST
Att. 8,411 - Partly Cloudy - 78 F

livebaseballscorecards.com

AB	40
R	9
H	18
RBI	9
BB	5
SO	3
LOB	28

WP: 0 PA: 45
PB: 0
SB: 1
CS: 0

PITCHER		IP	WLS	BF	H	R	ER	SO	BB	IBB	HBP	BLK	WP	HR	S	P	ERA	WHIP
Joe Kennedy, L ERA: 22.09	(1, 1)	2.0		15	8	5	5	0	1	0	0	0	0	1	14	18	22.50	4.500
Jay Marshall, L ERA: 2.7	(3, 1)	1.1		8	4	2	1	0	0	0	0	0	0	0	9	9	6.75	3.000
70 Connor Robertson, R ERA: 4.5	(4, 1)	0.2		2	0	0	0	2	0	0	0	0	0	0	6	6	0.00	0.000
25 Lenny DiNardo, L ERA: 6.75	(5, 1)	2.0		9	4	1	1	1	1	0	0	0	0	0	10	14	4.50	2.500
63 Dallas Braden, L ERA: 6.75	(7, 1)	2.0	L	11	2	1	1	0	3	0	0	1	0	0	9	21	4.50	2.500

PITCHER	IP	WLS	BF	H	R	ER	SO	BB	IBB	HBP	BLK	WP	HR	S	P	ERA	WHIP

Batter	1	2	3	4	5	6	7	8	9	AB	R	H	RBI	BB	SO	LOB
17 Felix Pie, L (1, 8) OBP: 0.450, SLG: 0.421	G1-3	FC5-4 1-2 2-H 1B		E3 19 FC4-6-5 2 BB 2-H 3-H 1B		G4-3		E4 67 HBP 5 BB 65 G1-2-3 2-3		5	0	2	2	0	0	2
2 Ryan Theriot, R (1, 4) OBP: 0.412, SLG: 0.533 5 Ronny Cedeno, R (7, 6) OBP: 0.350, SLG: 0.375	19 F9 19 S 1B	FC5-4 1-2f		B B B B 4-0 19 FC4-6-5 1-2 BB			P3	B B B B 4-0 67 HBP 1-2 BB		3 0	0 0	1 0	0 0	1 1	0 0	2 0
19 Matt Murton, R (1, 7) OBP: 0.381, SLG: 0.529 67 Chris Walker, S (7, 7)	F9 1-3		G6-3	FC4-6-5 1-2 2-3			F7	H 1-0 1-2 2-3 3-H HBP		4 0	0 0	0 0	0 1	0 0	0 0	3 0
32 Daryle Ward, L (1, 3) OBP: 0.143, SLG: 0.357 63 Carmen Pignatiello, R (7, 1) 65 Eric Patterson, L (8, PH) OBP: 0.333, SLG: 0.778 60 Les Walrond, L (8, 1) 57 Rocky Cherry, R (9, 1)	K		G1-3		G3		HR	G1-2-3 3-Hf		4 0 1 0 0	1 0 0 0 0	1 0 0 0 0	1 0 0 0 0	0 0 0 0 0	1 0 3 0 0	1 0 0 0 0
4 Mike Kinkade, R (1, 5) OBP: 0.333, SLG: 0.636 64 Casey McGehee, R (7, 5) OBP: 0.400, SLG: 0.250	G6-3	F8			K		E5		P3	4 1	0 0	0 0	0 0	0 0	1 0	0 0
27 Buck Coats, L (1, 9) OBP: 0.471, SLG: 0.563	24 E 1B 1B			F9 56 2B 2B	G4-3		K		58 S 1B	5	2	3	0	0	1	1
24 Henry Blanco, R (1, 2) OBP: 0.182, SLG: 0.182 58 Geovany Soto, R (7, 2) OBP: 0.286, SLG: 0.500	1 SAFE F8 1-2			56 2B 17 1B 1B	F9			G6-3	K 1-2	3 2	1 0	1 0	0 0	0 0	0 1	1 1
Cesar Izturis, S (1, 6) OBP: 0.545, SLG: 0.600 (7, 4) Tomas Perez, S (7, 4) OBP: 0.250, SLG: 0.222	52 1B 17 1B 2-H 1B			F9 2-3	72 FC1-4 1B			76 2B 2B	B B B B 4-0 BB	3 1	1 1	2 1	1 0	0 1	0 0	2 0
52 Wade Miller, R (1, 1) OBP: 1.000, SLG: 1.000 56 Brian Dopirak, R (4, PH) OBP: 0.286, SLG: 0.429 34 Kerry Wood, R (4, 1) 72 Jason Anderson, L (5, 1) 76 Micah Hoffpauir, L (7, 3) OBP: 0.571, SLG: 1.333	17 1B 1-2 1B			17 E 1-3 3-H 2B	FC1-4 1-2f			17 E 67 HBP 2-H 2B	K	1 1 0 1 2	0 1 0 0 1	1 1 0 0 1	0 1 0 0 0	0 0 0 0 1	0 0 0 1 2	0 0 0 1 2
Inning Stats	R: 0 H: 1 E: 0 LOB: 1 K: 1 BB: 0 S: 7 P: 7	R: 2 H: 4 E: 1 LOB: 2 K: 0 BB: 0 S: 7 P: 7	R: 0 H: 0 E: 0 LOB: 0 K: 0 BB: 0 S: 3 P: 3	R: 3 H: 4 E: 1 LOB: 1 K: 0 BB: 1 S: 6 P: 10	R: 0 H: 0 E: 0 LOB: 0 K: 1 BB: 0 S: 5 P: 5	R: 0 H: 1 E: 0 LOB: 1 K: 0 BB: 0 S: 4 P: 4	R: 1 H: 1 E: 1 LOB: 1 K: 1 BB: 0 S: 7 P: 7	R: 2 H: 2 E: 1 LOB: 2 K: 0 BB: 1 S: 5 P: 10	R: 0 H: 1 E: 0 LOB: 2 K: 2 BB: 1 S: 8 P: 12	1B: 9 SF: 0 2B: 5 SAC: 0 3B: 0 DP: 2 HR: 1 HBP: 1						WP: 0 PA: 45 PB: 0 SB: 2 CS: 0	

PITCHER		IP	WLS	BF	H	R	ER	SO	BB	IBB	HBP	BLK	WP	HR	S	P	ERA	WHIP
Greg Maddux, R ERA: 3.6	(1, 1)	3.0		14	5	2	2	1	0	0	0	0	0	0	17	17	6.00	1.667
68 Erick Burke, L ERA: 32.4	(4, 1)	1.0		7	4	3	2	0	1	0	0	0	0	0	6	10	18.00	5.000
43 Cla Meredith, R ERA: 4.5	(5, 1)	1.0		3	0	0	0	1	0	0	0	0	0	0	5	5	0.00	0.000
Scott Linebrink, R ERA: 3.0	(6, 1)	1.0		4	1	0	0	0	0	0	0	0	0	0	4	4	0.00	1.000
Trevor Hoffman, R ERA: 9.0	(7, 1)	1.0	L	5	1	1	1	1	0	0	0	0	0	1	7	7	9.00	1.000

PITCHER		IP	WLS	BF	H	R	ER	SO	BB	IBB	HBP	BLK	WP	HR	S	P	ERA	WHIP
63 Leo Rosales, R ERA: 2.7	(8, 1)	1.0		7	2	2	1	0	1	0	1	0	0	0	5	10	9.00	3.000
Scott Strickland, R ERA:	(9, 1)	1.0		5	1	0	0	2	1	0	0	0	0	0	8	12	0.00	2.000

Chicago Cubs @ San Diego Padres

Peoria Stadium, Peoria, AZ

Thu Mar 08 2007, 3:05 PM EST

Att. 5,239 - Sunny - 81 F

TOP

livebaseballscorecards.com

AB	41
R	8
H	14
RBI	7
BB	3
SO	5
LOB	19

Chicago Cubs @ San Diego Padres

Peoria Stadium, Peoria, AZ

Thu Mar 08 2007, 3:05 PM EST

Att. 5,239 - Sunny - 81 F

livebaseballscorecards.com

BOTTOM

Batter	1	2	3	4	5	6	7	8	9	AB	R	H	RBI	BB	SO	LOB
8 Terrmel Sledge, L (1, 9) OBP: 0.438, SLG: 1.000 76 Will Venable, L (8, 9) OBP: 0.333, SLG: 0.143	CS 1B		G1-6-3 1-2f	1-H 2-H 3-H HR			G6-3		G5-3	4 1	1 0	2 0	4 0	0 0	0 0	1 0
Todd Walker, L (1, 4) OBP: 0.231, SLG: 0.167 10 Craig Stansberry, R (8, 4) OBP: 0.250, SLG: 0.250 (9, 5)	F9 BB 1-2		BB 1B	K			G1-3		P6	3 1	0 0	1 0	0 0	1 0	1 0	0 0
Mike Cameron, R (1, 8) OBP: 0.333, SLG: 0.600 78 Adam Shabala, L (6, 8) OBP: 0.250, SLG: 0.143	F9 1-2		BB 1-2		F8		K			2 1	0 0	0 0	0 0	1 0	0 1	1 0
28 Josh Bard, S (1, 2) OBP: 0.455, SLG: 0.375 72 Nick Hundley, R (8, PR) (9, 2)		G6-3	K		1B			F8 62 SF8 2B		4 0	0 1	2 0	0 0	0 0	1 0	2 0
Geoff Blum, S (1, 3) OBP: 0.400, SLG: 0.800 Scott Strickland, R (9, 1)		HR		53 WP 5 HBP 8 HR 1B	K			F8 2-3		4 0	2 0	2 0	1 0	0 0	1 0	2 0
5 Kevin Kouzmanoff, R (1, 5) OBP: 0.538, SLG: 0.444 Scott Linebrink, R (6, 1) Trevor Hoffman, R (7, 1) 63 Leo Rosales, R (8, 1) 62 Luis Alfonso Cruz, R (8, PH) OBP: 0.375, SLG: 0.500 (9, 4)	13 1B 2B			53 WP 8 HR 1-2 HBP	K			SF8 3-H		2 0 0 0 0	1 0 0 0 0	1 0 0 0 0	0 0 0 0 1	0 0 0 0 0	1 0 0 0 0	1 0 0 0 0
18 Paul McAnulty, L (1, 7) OBP: 0.400, SLG: 0.500 29 Jack Cust, L (8, 7) OBP: 0.333, SLG: 0.556	K		K			13 CS BB		1B		2 1	0 0	0 1	0 0	1 0	2 0	3 0
13 Oscar Robles, L (1, 6) OBP: 0.300, SLG: 0.125	2-H 1B		F7				G2-3 1-2	K		4	0	1	0	0	1	5
Greg Maddux, R (1, 1) 70 Luke Carlin, S (3, PH) OBP: 0.333, SLG: 0.200 68 Erick Burke, L (4, 1) 53 Pete Laforest, L (4, PH) 43 Cla Meredith, R (5, 1) 67 Royce Huffman, R (6, 5) OBP: 0.200, SLG: 0.111 (9, 3)			8 G1-6-3 1B	K 8 HR 1-2 2-3			K		K	0 1 0 1 0 2	0 0 0 1 0 0	0 1 0 1 0 2	0 0 0 0 1 0	0 0 0 0 0 2	0 0 0 0 0 0	0 0 0 2 0 0
Inning Stats	R: 0 E: 0 K: 0 S: 2 H: 1 LOB: 1 BB: 1 P: 7	R: 1 E: 0 K: 1 S: 7 H: 3 LOB: 2 BB: 0 P: 7	R: 0 E: 0 K: 1 S: 6 H: 2 LOB: 2 BB: 1 P: 10	R: 4 E: 0 K: 3 S: 12 H: 2 LOB: 0 BB: 0 P: 13	R: 0 E: 0 K: 2 S: 8 H: 1 LOB: 1 BB: 0 P: 8		R: 0 E: 0 K: 1 S: 5 H: 0 LOB: 0 BB: 1 P: 9	R: 0 E: 0 K: 1 S: 5 H: 0 LOB: 0 BB: 0 P: 5	R: 1 E: 0 K: 1 S: 7 H: 2 LOB: 2 BB: 0 P: 7	R: 0 E: 0 K: 1 S: 5 H: 0 LOB: 0 BB: 0 P: 5	1B: 7 2B: 2 3B: 0 HR: 2	SF: 1 SAC: 0 DP: 1 HBP: 1					

	AB	33
	R	6
	H	11
	RBI	6
	BB	3
	SO	11
	LOB	17

WP: 1 PB: 0 SB: 0 CS: 2 PA: 38

PITCHER		IP	WLS	BF	H	R	ER	SO	BB	IBB	HBP	BLK	WP	HR	S	P	ERA	WHIP
52 Wade Miller, R ERA: 3.6	(1, 1)	3.0		13	6	1	1	2	2	0	0	0	0	1	15	24	3.00	2.667
34 Kerry Wood, R ERA: 18.0	(4, 1)	1.0		7	2	4	4	3	0	0	1	0	1	1	12	13	36.00	2.000
72 Jason Anderson, R ERA: 5.4	(5, 1)	2.0	W	7	1	0	0	3	1	0	0	0	0	0	13	17	0.00	1.000
63 Carmen Pignatiello, L ERA:	(7, 1)	1.0	H	3	0	0	0	1	0	0	0	0	0	0	5	5	0.00	0.000
60 Les Walrond, L ERA: 2.25	(8, 1)	1.0	H	5	2	1	1	1	0	0	0	0	0	0	7	7	9.00	2.000

PITCHER		IP	WLS	BF	H	R	ER	SO	BB	IBB	HBP	BLK	WP	HR	S	P	ERA	WHIP
57 Rocky Cherry, R ERA:	(9, 1)	1.0	S	3	0	0	0	1	0	0	0	0	0	0	5	5	0.00	0.000

Chicago Cubs @ Texas Rangers

Surprise Stadium, Surprise, AZ

Fri Mar 09 2007, 3:05 PM EST

Att. 6,468 - Sunny - 80 F

TOP

livebaseballscorecards.com

Batter	1	2	3	4	5	6	7	8	9	AB	R	H	RBI	BB	SO	LOB
17 Felix Pie, L (1, 8) OBP: 0.417, SLG: 0.391 85 Sam Fuld, L (7, 8) OBP: 1.000, SLG: 1.000	F9	G1-3		FC5-6 2 CS 1-2f		2 G6-4-3 1B		1B		4 1	0 0	1 1	0 0	0 0	0 0	1 0
2 Ryan Theriot, R (1, 5) OBP: 0.476, SLG: 0.556 64 Casey McGehee, R (7, 5) OBP: 0.333, SLG: 0.200	19 HR HBP	19 BB 1B		1 SAFE 19 WP 1-2 1B		G6-4-3 1-2f		F9		3 1	1 0	2 0	0 0	0 0	0 0	1 1
19 Matt Murton, R (1, 7) OBP: 0.440, SLG: 0.684 80 Valentino Pascucci, R (7, 9)	1-H HR	4 FC6-4 1-2 BB		1-2 BB			F9		87 3B BB	2 0	1 1	1 0	2 0	2 1	0 0	0 0
4 Mike Kinkade, R (1, 3) OBP: 0.313, SLG: 0.533 84 Jonathan Mota, R (9, PH)	G5-4-3 1B	FC6-4 1-2f		F9			G4-3		L9	4 1	0 0	1 0	0 0	0 0	0 0	4 1
Mark DeRosa, R (1, 4) OBP: 0.444, SLG: 0.286 87 Matt Camp, L (7, 4) OBP: 1.000, SLG: 3.000	G5-4-3 1-2f		66 L3 1B		66 1B 1B		K		66 G3 1-H 3B	4 1	0 1	2 1	0 1	0 0	1 0	1 0
66 Tyler Colvin, L (1, 9) OBP: 0.300, SLG: 0.600 (7, 7)		5 1B 61 HR 1B	L3 1-1		56 G4-6-3 1-2 1B			HR	G3 3-H	5	2	3	2	0	0	1
5 Ronny Cedeno, R (1, 6) OBP: 0.400, SLG: 0.429		56 S 61 HR 1-3 1B			F7			E6 56 G6-3 58 SF8 1B	K	5	2	3	0	0	1	2
56 Brian Dopirak, R (1, 10) OBP: 0.182, SLG: 0.273		K 1-2	F9		G4-6-3 1-2f			G6-3 2-3		4	0	0	0	0	1	6
61 Kovie Hill, S (1, 2) OBP: 0.571, SLG: 1.000 58 Geovany Soto, R (7, 2) OBP: 0.250, SLG: 0.500		2-H 3-H HR		17 FC5-6 BB		P4		SF8 3-H		2 0	1 0	1 0	3 1	1 0	0 0	0 0

	AB	37
	R	9
	H	16
	RBI	9
	BB	4
	SO	3
	LOB	18

Inning Stats										
	R: 2	H: 2	R: 3	H: 4	R: 0	H: 2	R: 0	H: 1	R: 0	H: 2
	E: 0	LOB: 0	E: 0	LOB: 2	E: 0	LOB: 1	E: 0	LOB: 2	E: 0	LOB: 0
	K: 0	BB: 0	K: 1	BB: 1	K: 0	BB: 0	K: 0	BB: 2	K: 0	BB: 0
	S: 4	P: 5	S: 9	P: 13	S: 4	P: 4	S: 3	P: 11	S: 4	P: 4

Inning Stats										
	R: 0	H: 1	R: 0	H: 0	R: 2	H: 3	R: 2	H: 1	1B: 12	SF: 1
	E: 0	LOB: 0	E: 1	LOB: 1	E: 0	LOB: 0	E: 0	LOB: 0	2B: 1	SAC: 0
	K: 0	BB: 0	K: 0	BB: 0	K: 1	BB: 1	K: 1	BB: 1	3B: 1	DP: 4
	S: 3	P: 3	S: 6	P: 6	S: 6	P: 10			HR: 3	HBP: 1

	WP: 1	PA: 43
	PB: 0	
	SB: 1	
	CS: 1	

PITCHER		IP	WLS	BF	H	R	ER	SO	BB	IBB	HBP	BLK	WP	HR	S	P	ERA	WHIP
20 Brandon McCarthy, R ERA: 11.25	(1, 1)	2.0		14	7	5	5	1	1	0	1	0	0	2	14	19	22.50	4.000
72 Jose Vargas, R ERA: 5.4	(3, 1)	1.0		3	1	0	0	0	0	0	0	0	0	0	3	3	0.00	1.000
46 Bruce Chen, L ERA:	(4, 1)	3.0	W	12	4	0	0	0	2	0	0	0	1	0	10	18	0.00	2.000
40 Akinori Otsuka, R ERA: 3.0	(7, 1)	1.0	H	3	0	0	0	1	0	0	0	0	0	0	5	5	0.00	0.000
36 C.J. Wilson, L ERA: 19.29	(8, 1)	1.0	H	6	3	2	1	0	0	0	0	0	0	1	6	6	9.00	3.000

PITCHER		IP	WLS	BF	H	R	ER	SO	BB	IBB	HBP	BLK	WP	HR	S	P	ERA	WHIP
60 Willie Eyre, R ERA: 3.86	(9, 1)	1.0		5	1	2	2	1	1	0	0	0	0	0	6	10	18.00	2.000

Batter	1	2	3	4	5	6	7	8	9	AB	R	H	RBI	BB	SO	LOB
5 Ian Kinsler, R (1, 4) OBP: 0.450, SLG: 0.750	F8	22 1B 10 1B 1-H 2-H 3-H 2B		22 S 22 HR 1B	G4-3			SH 1 1B 2-H		4	2	2	3	0	0	0
2 Drew Meyer, L (6, 4) OBP: 0.333, SLG: 0.500										0	1	0	0	0	0	0
22 Marlon Byrd, R (1, 7) OBP: 0.450, SLG: 0.647	10 1B 1B	10 1B 2-3 1B		1-H HR		G5-3		1 1B 65 G6-4-3 BB		4	2	3	2	1	0	0
10 Michael Young, R (1, 6) OBP: 0.350, SLG: 0.350	23 G6-4-3 1-2 1B	1-2 3-H 1B		23 1B 21 WP 1B		65 CS 1B		65 G6-4-3 1-3 2-H 1B		4	1	4	1	0	0	0
1 Desi Relaford, S (7, 6) OBP: 0.364, SLG: 0.556										1	0	1	1	0	0	0
23 Mark Teixeira, S (1, 3) OBP: 0.294, SLG: 0.353	G6-4-3 1-2f	P6		21 WP 9 1B 1-3 1B		K 1-2		G6-4-3 1-2f 3-H		3	1	1	0	0	0	4
65 Nate Gold, R (6, 3) OBP: 0.286, SLG: 0.333										2	0	0	0	0	1	2
21 Sammy Sosa, R (1, 9) OBP: 0.526, SLG: 0.889		E 19 1B 5 2B 1B	G1-3	9 1B 1-2 3-H BB			9 BB 1B	K		3	1	2	0	1	0	0
14 Victor Diaz, R (7, PR) OBP: 0.222, SLG: 0.556										1	0	0	0	0	1	0
(8, 9)																
9 Hank Blalock, L (1, 5) OBP: 0.300, SLG: 0.176	F7	G3		1-2 2-H 1B			1 SAFE FC6-4 1-2 BB			3	0	1	1	1	0	1
12 Ramón Vázquez, L (7, PR) OBP: 0.333, SLG: 0.455										0	0	0	0	0	0	0
(8, 5)																
19 Jason Botts, S (1, 10) OBP: 0.400, SLG: 0.571	E 5 2B 1-2 1B	F9	G3-1				F8			4	1	1	0	0	0	3
Freddy Guzman, S (1, 8) OBP: 0.222, SLG: 0.444	FC6 5 2B 1-2 2-3		G4-3	F9			FC6-4 1-2f			4	1	0	0	0	0	3
49 Miguel Ojeda, R (1, 2) OBP: 0.286, SLG: 0.667	K		K	K				E9 2 E		3	0	0	0	0	3	3
68 Salomon Manriquez, R (6, 2)										1	1	0	0	0	0	0
Inning Stats	R: 0 E: 0 K: 0 S: 4 H: 2 LOB: 1 BB: 0 P: 4	R: 4 E: 1 K: 1 S: 11 H: 5 LOB: 2 BB: 0 P: 11	R: 0 E: 0 K: 0 S: 3 H: 0 LOB: 0 BB: 0 P: 3	R: 4 E: 0 K: 1 S: 10 H: 5 LOB: 2 BB: 1 P: 15	R: 0 E: 0 K: 1 S: 5 H: 0 LOB: 0 BB: 0 P: 5	R: 0 E: 0 K: 0 S: 5 H: 1 LOB: 1 BB: 0 P: 5	R: 0 E: 0 K: 0 S: 3 H: 1 LOB: 1 BB: 1 P: 7	R: 3 E: 2 K: 1 S: 7 H: 1 LOB: 0 BB: 1 P: 11		1B: 13 2B: 2 3B: 0 HR: 1 SF: 0 SAC: 1 DP: 3 HBP: 0						

BOTTOM

Chicago Cubs @ Texas Rangers

Surprise Stadium, Surprise, AZ

Fri Mar 09 2007, 3:05 PM EST

Att. 6,468 - Sunny - 80 F

livebaseballscorecards.com

AB	37
R	11
H	15
RBI	8
BB	3
SO	5
LOB	16

WP: 1 PB: 0 SB: 1 CS: 1 PA: 41

PITCHER		IP	WLS	BF	H	R	ER	SO	BB	IBB	HBP	BLK	WP	HR	S	P	ERA	WHIP
48 Neal Cotts, L ERA: 7.2	(1, 1)	2.0		13	7	4	0	1	0	0	0	0	0	0	15	15	0.00	3.500
71 Ben Howard, R ERA: 13.5	(3, 1)	1.2	L	9	4	4	4	1	0	0	0	0	0	1	11	12	21.60	2.400
77 Cory Bailey, R ERA:	(4, 1)	0.1		3	1	0	0	0	1	0	0	0	1	0	2	6	0.00	6.000
54 Ryan O'Malley, L ERA: 4.5	(5, 1)	2.0		6	1	0	0	2	0	0	0	0	0	0	10	10	0.00	0.500
55 Clay Rapada, L ERA: 15.0	(7, 1)	1.0		4	1	0	0	0	1	0	0	0	0	0	3	7	0.00	2.000
68 Randy Wells, R ERA: 3.0	(8, 1)	1.0		6	1	3	0	1	1	0	0	0	0	0	7	11	0.00	2.000

San Diego Padres @ Chicago Cubs

Hohokam Park, Mesa, AZ

Fri Mar 09 2007, 3:05 PM EST

Att. 8,513 - Sunny - 81 F

TOP

livebaseballscorecards.com

Batter	1	2	3	4	5	6	7	8	9	AB	R	H	RBI	BB	SO	LOB
8 Terrmel Sledge, L (1, 9) OBP: 0.368, SLG: 0.833	F9		K		K		FC1-6, 10 1B, SF8 2-3 1B		G4-3 2-3	3	0	0	0	0	2	2
Mike Baxter, L (5, 9) OBP: 0.500, SLG: 0.500										2	1	1	0	0	0	1
Todd Walker, L (1, 4) OBP: 0.250, SLG: 0.267	2B		G3 2-3		F8		FC1-6 1-2 3-H 1B		BB, G1-6-3	3	0	1	0	0	0	2
10 Craig Stansberry, R (5, 4) OBP: 0.400, SLG: 0.333										1	0	1	1	1	0	0
Mike Cameron, R (1, 8) OBP: 0.267, SLG: 0.462	K		P6			K	FC1-6 1-2f 2-3		G1-6-3 1-2f	3	0	0	0	0	2	2
Yordany Ramirez, R (6, 8)										2	0	0	0	0	0	4
23 Adrián González, L (1, 3) OBP: 0.400, SLG: 0.615	G4-3			F9		K	SF8 3-H			3	0	0	0	0	1	1
Matt Antonelli, R (6, 5)										0	0	0	1	0	0	0
5 Kevin Kouzmanoff, R (1, 5) OBP: 0.563, SLG: 0.833		18 1B, 2B		G4-3		HR	K			3	2	2	1	0	0	0
21 Heath Bell, R (6, 1)										0	0	0	0	0	0	0
82 Brett Dowdy, R (7, PH)										1	0	0	0	0	1	1
40 Royce Ring, L (7, 1)										0	0	0	0	0	0	0
18 Paul McAnulty, L (1, 7) OBP: 0.412, SLG: 0.500		1 G6-4-3 2-H 1B		F9		2B		G6-4-3, 1B		2	0	1	1	0	0	0
79 Aaron Rakers, R (4, 1)										0	0	0	0	0	0	0
67 Royce Huffman, R (6, PH) OBP: 0.333, SLG: 0.364										2	0	2	0	0	0	0
(6, 3)																
53 Pete Laforest, L (1, 2) OBP: 0.333, SLG: 0.400		K			1 1B, 76 G4-3, 2B		K		K	2	1	1	0	0	1	1
70 Luke Carlin, S (6, PH) OBP: 0.250, SLG: 0.143										2	0	0	0	0	2	2
(6, 2)																
1 Manny Alexander, R (1, 6) OBP: 0.286, SLG: 0.286		G6-4-3 1-2f			76 G4-3 2-3 1B		76 2B	G6-4-3 1-2f		2	0	1	0	0	0	1
Juan Ciriaco, R (5, 6) OBP: 0.500, SLG: 1.000										2	1	1	0	0	0	1
44 Jake Peavy, R (1, 1) OBP: 1.000, SLG: 2.000					G4-3 1-2 3-H		1B 10 1B 2-H 2B		G4-3, 2B	1	0	1	0	0	0	0
41 Kevin Cameron, R (3, 1)										0	0	0	0	0	0	0
76 Will Venable, L (4, 7) OBP: 0.417, SLG: 0.500			G3, 2B							3	1	2	2	0	0	1

	AB	37
	R	6
	H	14
	RBI	6
	BB	1
	SO	9
	LOB	19

Inning Stats	1	2	3	4	5	6	7	8	9
R:	0	1	0	0	1	1	3	0	0
E:	0	0	0	0	0	0	0	0	0
K:	1	1	1	0	1	3	1	1	0
S:	6	6	6	3	7	11	9	7	3
H:	1	2	1	0	2	2	4	1	1
LOB:	1	0	1	0	1	1	1	0	1
BB:	0	0	0	0	0	0	0	0	1
P:	6	6	6	3	7	11	9	7	7

1B:	5	SF:	1
2B:	8	SAC:	0
3B:	0	DP:	3
HR:	1	HBP:	0

WP:	0	PA:	39
PB:	0		
SB:	0		
CS:	0		

PITCHER		IP	WLS	BF	H	R	ER	SO	BB	IBB	HBP	BLK	WP	HR	S	P	ERA	WHIP
53 Rich Hill, L ERA: 3.6	(1, 1)	3.0	W	12	4	1	1	3	0	0	0	0	0	0	18	18	3.00	1.333
Bob Howry, R ERA: 4.5	(4, 1)	1.0	H	3	0	0	0	0	0	0	0	0	0	0	3	3	0.00	0.000
47 Scott Eyre, L ERA: 10.13	(5, 1)	1.0		5	2	1	1	1	0	0	0	0	0	0	7	7	9.00	2.000
49 Carlos Marmol, R ERA: 13.5	(6, 1)	1.0		5	2	1	1	3	0	0	0	0	0	1	11	11	9.00	2.000
70 John Webb, R ERA: 12.0	(7, 1)	0.1		5	4	3	3	0	0	0	0	0	0	0	5	5	81.00	12.000

PITCHER		IP	WLS	BF	H	R	ER	SO	BB	IBB	HBP	BLK	WP	HR	S	P	ERA	WHIP
83 Adalberto Mendez, R ERA:	(7, 1)	1.2		5	1	0	0	2	0	0	0	0	0	0	11	11	0.00	0.600
13 Will Ohman, L ERA: 6.75	(9, 1)	1.0		4	1	0	0	0	1	0	0	0	0	0	3	7	0.00	2.000

Batter	1	2	3	4	5	6	7	8	9	AB	R	H	RBI	BB	SO	LOB
12 Alfonso Soriano, R (1, 8) OBP: 0.250, SLG: 0.500	L6		F7 FC6-4		P6	67 E 1-2 2-3 1B		E6 67 1B		4	0	0	0	0	0	3
Josh Lansford, R (6, 5) OBP: 0.500, SLG: 0.500										2	0	1	0	0	0	0
Cesar Izturis, S (1, 6) OBP: 0.600, SLG: 0.583	G6-3		BB 25 1B 1B	BB 25 2B 16 2B	25 F8 25 S 16 HR 1B	FC5 1-3 2-H 3-H		1-2 1B		2	2	1	0	2	0	0
67 Chris Walker, S (5, PR) OBP: 0.286, SLG: 0.167										2	1	1	0	0	0	1
(6, 8)																
25 Derrek Lee, R (1, 3) OBP: 0.550, SLG: 0.800	K		16 BB 1-3 1B	16 2B 1-3 2B	F8 1-3	K		L7		4	2	2	0	0	1	1
24 Henry Blanco, R (6, 2) OBP: 0.154, SLG: 0.154										2	0	0	0	0	1	5
16 Aramis Ramirez, R (1, 5) OBP: 0.421, SLG: 0.706		L8	BB 27 1B 1-2 1B	27 BB 2-H 3-H 2B	HR 3-H	K		F9		3	2	2	4	1	0	0
29 Ángel Pagán, S (6, 9) OBP: 0.333, SLG: 0.200										2	0	0	0	0	1	5
Jacque Jones, L (1, 9) OBP: 0.333, SLG: 0.294		K	P2	BB 27 BB	1B		83 SH1-3 1B			2	0	0	0	1	1	3
47 Scott Eyre, L (5, 1)										0	0	0	0	0	0	0
65 Eric Patterson, L (5, PH) OBP: 0.455, SLG: 0.818										2	0	2	0	0	0	0
(6, 4)																
Michael Barrett, R (1, 2) OBP: 0.529, SLG: 0.875		1B 27 1B 1B	27 1B 1-2 2-H 3-H 1B	F7	L8		SH1-3 1-2			4	1	2	2	0	0	3
49 Carlos Marmol, R (6, 1)										0	0	0	0	0	0	0
70 John Webb, R (7, 1)										0	0	0	0	0	0	0
83 Adalberto Mendez, R (7, 1)										0	0	0	0	0	0	0
13 Will Ohman, L (9, 1)										0	0	0	0	0	0	0
27 Buck Coats, L (1, 7) OBP: 0.545, SLG: 0.600		1B 1-2 1B	1B 1-3 2-H 1B	BB 1-2 2-3		1B 67 FC5 1B 1B	K			4	1	3	1	1	1	1
(5, 9)																
(6, 7)																
Tomas Perez, S (1, 4) OBP: 0.375, SLG: 0.385		1-2 2-3 1B	9 BB 2-3 3-H 1B	F4		67 FC5 1B 1-2 67 E 1B	K			4	0	3	1	0	0	3
(6, 6)																
Dylan Johnston, L (6, PR)										1	1	0	0	0	1	1
(7, 6)																
53 Rich Hill, L (1, 1)	K		BB 12 FC6-4 1-2	P3		F7		L3		1	0	0	0	0	1	3
9 Scott Moore, L (3, PH)										0	0	0	0	1	0	0
Bob Howry, L (4, 1)										0	0	0	0	0	0	0
76 Micah Hoffpauir, L (4, PH) OBP: 0.400, SLG: 0.889										3	0	0	0	0	0	5
(5, 7)																
(6, 3)																
Inning Stats	R: 0 E: 0 K: 1 S: 5 H: 0 LOB: 0 BB: 0 P: 5	R: 0 E: 0 K: 2 S: 10 H: 3 LOB: 3 BB: 0 P: 10	R: 4 E: 0 K: 0 S: 7 H: 4 LOB: 3 BB: 3 P: 19	R: 2 E: 0 K: 0 S: 5 H: 2 LOB: 3 BB: 3 P: 17	R: 2 E: 0 K: 0 S: 6 H: 3 LOB: 1 BB: 0 P: 7	R: 2 E: 1 K: 2 S: 11 H: 3 LOB: 3 BB: 0 P: 11	R: 0 E: 0 K: 2 S: 8 H: 1 LOB: 1 BB: 0 P: 8	R: 0 E: 1 K: 0 S: 5 H: 1 LOB: 2 BB: 0 P: 5		1B: 14 2B: 2 3B: 0 HR: 1 SF: 0 SAC: 1 DP: 0 HBP: 0						

BOTTOM

San Diego Padres @ Chicago Cubs

Hohokam Park, Mesa, AZ

Fri Mar 09 2007, 3:05 PM EST
Att. 8,513 - Sunny - 81 F

livebaseballscorecards.com

AB	42
R	10
H	17
RBI	8
BB	6
SO	7
LOB	34

PITCHER		IP	WLS	BF	H	R	ER	SO	BB	IBB	HBP	BLK	WP	HR	S	P	ERA	WHIP
44 Jake Peavy, R ERA: 11.57	(1, 1)	2.2	L	15	5	4	4	3	2	0	0	0	0	0	19	27	13.50	2.625
41 Kevin Cameron, R ERA: 5.4	(3, 1)	0.2		10	4	2	2	0	4	0	0	0	0	0	6	22	27.00	12.000
79 Aaron Rakers, R ERA: 4.91	(4, 1)	1.2		8	3	2	2	0	0	0	0	0	0	1	8	9	10.80	1.800
21 Heath Bell, R ERA: 3.0	(6, 1)	1.0		7	3	2	0	2	0	0	0	0	0	0	11	11	0.00	3.000
40 Royce Ring, L ERA:	(7, 1)	2.0		9	2	0	0	2	0	0	0	0	0	0	13	13	0.00	1.000

PITCHER	IP	WLS	BF	H	R	ER	SO	BB	IBB	HBP	BLK	WP	HR	S	P	ERA	WHIP

Batter	1	2	3	4	5	6	7	8	9	AB	R	H	RBI	BB	SO	LOB
2 Ryan Theriot, R (1, 5) OBP: 0.480, SLG: 0.545	L3		G5-3 1-2 1B		2B 1B		G6-3 3-H		66 PB 65 G3-1 BB	4	1	2	1	0	0	0
64 Casey McGehee, R (7, 5) OBP: 0.333, SLG: 0.200										0	0	0	0	0	0	0
61 Koyie Hill, S (9, PH) OBP: 0.625, SLG: 1.000										0	0	0	0	1	0	0
Mark DeRosa, R (1, 4) OBP: 0.409, SLG: 0.333	G6-3		G5-3 1-2 2-3		1-H 2B		K		G3-1 1-2	4	0	1	1	0	1	2
65 Eric Patterson, L (7, 4) OBP: 0.417, SLG: 0.750										1	0	0	0	0	0	1
Jacque Jones, L (1, 9) OBP: 0.286, SLG: 0.250	G4-3		K		K			L7	G1-3 2-3	3	0	0	0	0	2	3
66 Tyler Colvin, L (5, 9) OBP: 0.250, SLG: 0.500										2	0	0	0	0	0	1
4 Mike Kinkade, R (1, 3) OBP: 0.368, SLG: 0.500		27 2B BB	G6-3			HBP		2B		1	1	0	0	1	0	2
76 Micah Hoffpauir, L (6, PR) OBP: 0.455, SLG: 1.000										1	0	1	0	0	0	0
(6, 3)																
32 Daryle Ward, L (1, 10) OBP: 0.111, SLG: 0.278		K		F8		K		K		4	0	0	0	0	3	3
27 Buck Coats, L (1, 7) OBP: 0.500, SLG: 0.583		1-H 2B		G5-3		P6		G3		4	0	1	1	0	0	2
5 Ronny Cedeno, R (1, 6) OBP: 0.357, SLG: 0.375		K		F9		K			74 HR 1B	3	0	0	0	0	2	2
Tomas Perez, S (7, 6) OBP: 0.412, SLG: 0.429										1	1	1	0	0	0	0
24 Henry Blanco, R (1, 2) OBP: 0.133, SLG: 0.133		F9			P2		17 G3 2 G6-3 2B		1-H HR	2	0	0	0	0	0	1
74 Jake Fox, R (6, 2) OBP: 0.600, SLG: 1.400										2	2	2	2	0	0	0
17 Felix Pie, L (1, 8) OBP: 0.393, SLG: 0.346			G5-3 2 1B BB		G3		G3 2-3		G1-3	3	0	0	0	1	0	1
Inning Stats	R: 0 E: 0 K: 0 S: 3 H: 0 LOB: 0 BB: 0 P: 3	R: 1 E: 0 K: 2 S: 8 H: 1 LOB: 1 BB: 1 P: 12	R: 0 E: 0 K: 1 S: 6 H: 1 LOB: 2 BB: 1 P: 10	R: 0 E: 0 K: 0 S: 3 H: 0 LOB: 0 BB: 0 P: 3	R: 1 E: 0 K: 1 S: 7 H: 2 LOB: 1 BB: 0 P: 7	R: 0 E: 0 K: 2 S: 8 H: 0 LOB: 1 BB: 0 P: 9	R: 1 E: 0 K: 1 S: 6 H: 1 LOB: 0 BB: 0 P: 6	R: 0 E: 0 K: 1 S: 6 H: 1 LOB: 1 BB: 0 P: 6	R: 2 E: 0 K: 0 S: 5 H: 2 LOB: 1 BB: 1 P: 10	1B: 3 2B: 4 3B: 0 HR: 1 SF: 0 SAC: 0 DP: 0 HBP: 1						

PITCHER		IP	WLS	BF	H	R	ER	SO	BB	IBB	HBP	BLK	WP	HR	S	P	ERA	WHIP
36 Jorge De La Rosa, L ERA: 4.76	(1, 1)	3.0		13	2	1	1	3	2	0	0	0	0	0	17	25	3.00	1.333
53 Carlos Rosa, R ERA: 5.4	(4, 1)	1.2		6	1	1	1	0	0	0	0	0	0	0	6	6	5.40	0.600
73 Jason Cromer, L ERA:	(5, 1)	0.1	W	2	1	0	0	1	0	0	0	0	0	0	4	4	0.00	3.000
Brandon Duckworth, R ERA: 1.8	(6, 1)	3.0	H	12	2	1	1	4	0	0	1	0	0	0	20	21	3.00	0.667
49 John Bale, L ERA: 15.43	(9, 1)	0.1	H	3	2	2	2	0	0	0	0	0	0	1	3	3	54.00	6.000

PITCHER		IP	WLS	BF	H	R	ER	SO	BB	IBB	HBP	BLK	WP	HR	S	P	ERA	WHIP
Gabe DeHoyos, R ERA:	(9, 1)	0.2	S	3	0	0	0	0	1	0	0	0	0	0	2	7	0.00	1.500

TOP

Chicago Cubs @ Kansas City Royals

Surprise Stadium, Surprise, AZ

Sat Mar 10 2007, 3:05 PM EST

Att. 10,312 - Sunny - 80 F

livebaseballscorecards.com

AB	35
R	5
H	8
RBI	5
BB	3
SO	8
LOB	18

WP: 0 PB: 1 SB: 0 CS: 0 PA: 39

BOTTOM

Batter	1	2	3	4	5	6	7	8	9	AB	R	H	RBI	BB	SO	LOB
9 David DeJesus, L (1, 8) OBP: 0.185, SLG: 0.423	G4-3	G5-3			HR	G4-3		1B		3	1	1	1	0	0	1
32 Shane Costa, L (6, 9) OBP: 0.409, SLG: 0.500										2	0	1	0	0	0	0
Esteban German, R (1, 4) OBP: 0.321, SLG: 0.280	E6 16 2B	L9			BB 16 E 43 1B	1B 21 S		1-3 1B		4	1	2	0	1	0	0
16 Reggie Sanders, R (1, 9) OBP: 0.412, SLG: 0.563	2B 1-3	K			P2 1-3	G5-3 1-2		HBP		3	0	1	0	0	1	1
21 Billy Butler, R (6, 7) OBP: 0.600, SLG: 0.882										1	0	0	0	0	0	1
29 Mike Sweeney, R (1, 10) OBP: 0.444, SLG: 0.429	L6	P4			BB 43 1B 2B		1B 43 E 43 1B	K		2	0	0	0	1	0	2
11 Ross Gload, L (5, PR) (6, 10) OBP: 0.556, SLG: 0.800										1	2	1	0	0	0	0
65 Graham Koonce, L (8, PH) (9, 10)										1	0	0	0	0	1	2
Emil Brown, R (1, 7) OBP: 0.304, SLG: 0.222	G4-3			G5-3	F8		F7			3	0	0	0	0	0	4
22 Mitch Maier, L (6, 8)										1	0	0	0	0	0	1
43 Ryan Shealy, R (1, 3) OBP: 0.417, SLG: 0.652		13 1B 14 G5-3 1B		G5-3	2B 1-2 3-H 1B		68 G4-3 1-H 1B			4	2	3	2	0	0	0
26 Justin Huber, R (7, PR) (8, 3) OBP: 0.389, SLG: 0.600										0	0	0	0	0	0	0
Alex Gonzalez, R (1, 5) OBP: 0.667, SLG: 0.750	K			14 BB 1B	2B 1-H 2-H	G4-3 1-2				3	0	2	2	0	1	1
68 Fernando Cortez, L (6, 5) (7, 6) OBP: 0.471, SLG: 0.400										1	0	0	0	0	0	1
14 John Buck, R (1, 2) OBP: 0.500, SLG: 0.700	G5-3 1-2			BB 1-2	P3	G4-3				2	0	0	0	1	0	3
64 Matt Tupman, L (6, 2) OBP: 0.143, SLG: 0.333										1	0	0	0	0	0	2
13 Andrés Blanco, S (1, 6) OBP: 0.409, SLG: 0.545	1B 2-H			F8		G4-3		G1-3		3	0	1	1	0	0	2
Richard Lewis, R (7, 5) OBP: 0.375, SLG: 0.571										1	0	0	0	0	0	0
Inning Stats	R: 0 E: 1 K: 0 S: 5 H: 1 LOB: 2 BB: 0 P: 5	R: 1 E: 0 K: 1 S: 7 H: 2 LOB: 1 BB: 0 P: 7	R: 0 E: 0 K: 1 S: 5 H: 0 LOB: 0 BB: 0 P: 5	R: 0 E: 0 K: 0 S: 4 H: 1 LOB: 2 BB: 1 P: 8	R: 4 E: 0 K: 0 S: 7 H: 3 LOB: 2 BB: 2 P: 15	R: 0 E: 0 K: 0 S: 4 H: 1 LOB: 1 BB: 0 P: 5	R: 1 E: 0 K: 0 S: 6 H: 2 LOB: 2 BB: 0 P: 6	R: 0 E: 0 K: 1 S: 7 H: 2 LOB: 2 BB: 0 P: 8		1B: 9 2B: 2 3B: 0 HR: 1	SF: 0 SAC: 0 DP: 0 HBP: 1						

PITCHER		IP	WLS	BF	H	R	ER	SO	BB	IBB	HBP	BLK	WP	HR	S	P	ERA	WHIP
30 Ted Lilly, L ERA: 1.8	(1, 1)	3.0		13	3	1	1	2	0	0	0	0	0	0	17	17	3.00	1.000
22 Mark Prior, R ERA: 18.9	(4, 1)	2.0	L	13	4	4	4	0	3	0	0	0	0	1	11	23	18.00	3.500
37 Angel Guzman, R ERA: 2.84	(6, 1)	3.0		14	5	1	1	1	0	0	1	0	0	0	17	19	3.00	1.667

PITCHER	IP	WLS	BF	H	R	ER	SO	BB	IBB	HBP	BLK	WP	HR	S	P	ERA	WHIP

Chicago Cubs @ Kansas City Royals

Surprise Stadium, Surprise, AZ

Sat Mar 10 2007, 3:05 PM EST
Att. 10,312 - Sunny - 80 F

livebaseballscorecards.com

AB	36
R	6
H	12
RBI	6
BB	3
SO	3
LOB	21

1B: 9 2B: 2 3B: 0 HR: 1 SF: 0 SAC: 0 DP: 0 HBP: 1

WP: 0 PB: 0 SB: 1 CS: 0 PA: 40

Batter	1	2	3	4	5	6	7	8	9	AB	R	H	RBI	BB	SO	LOB
Craig Counsell, L (1, 5) OBP: 0.292, SLG: 0.273	S X 0-1 9 G5-4-3 1B		S S S 0-3 ③ K		X 0-0 9 S 1-3 1B		X 0-0 ②③ G6-3 1-2f			3	0	2	0	0	1	1
11 Mike Rivera, R (6, 3) OBP: 0.478, SLG: 0.652										1	0	0	0	0	0	1
9 Tony Graffanino, R (1, 4) OBP: 0.267, SLG: 0.333	X 0-0 ①② G5-4-3 1-2f			X 0-0 2 BB 1 2B 1B	B X 1-0 ③ P4 1-2			X 0-0 ① F7		3	1	1	0	0	0	3
Mat Gamel, L (6, 5) OBP: 0.333, SLG: 0.200										1	0	0	0	0	0	0
28 Prince Fielder, L (1, 3) OBP: 0.455, SLG: 0.909	X 0-0 ③ G4-3			S S S 0-3 ① K		X 0-0 ① P6		X 0-0 ② L3		3	0	0	0	0	1	1
Brady Clark, R (6, 7) OBP: 0.318, SLG: 0.333										1	0	0	0	0	0	0
2 Bill Hall, R (1, 8) OBP: 0.438, SLG: 0.741		X 0-0 ① G6-3		B B B 4-0 1 2B 1-2 BB		S S S 0-3 ② K		X 0-0 ③ L4		2	0	0	0	1	1	0
Alcides Escobar, R (6, 6)										1	0	0	0	0	0	0
Geoff Jenkins, L (1, 7) OBP: 0.481, SLG: 0.538		X 0-0 ② F8		X 0-0 ② L9		S S S 0-3 ③ K			S S S 0-3 ① K	3	0	0	0	0	1	2
Brian Shouse, L (6, 1)										0	0	0	0	0	0	0
41 Greg Aquino, R (6, 1)										0	0	0	0	0	0	0
68 Corey Thurman, R (8, 1)										0	0	0	0	0	0	0
98 Lorenzo Cain, R (9, PH)										1	0	0	0	0	1	0
1 Corey Hart, R (1, 9) OBP: 0.500, SLG: 0.696		X 0-0 57 CS 1B		X 0-0 ③ 1-H 2-H 2B			X 0-0 HR		B B B B 4-0 21 S BB	2	0	2	1	0	0	0
61 Hernan Iribarren, L (6, 4) OBP: 0.538, SLG: 0.750										1	1	1	1	1	0	0
57 Ozzie Chavez, S (1, 6) OBP: 0.318, SLG: 0.300	S 0-1 ③ CS 1-2	X 0-0 46 B3-5-4 55 1B 1B			B B B B 4-0 55 FC4-6 BB		X 0-0 20 WP 55 1B 20 FC6-4 1B		B S S S 1-3 ② K 1-2	1	0	1	0	1	0	0
21 Drew Anderson, L (6, 9) OBP: 0.389, SLG: 0.625										2	1	1	0	0	1	1
55 JD Closser, S (1, 2) OBP: 0.526, SLG: 0.813		X 0-0 46 B3-5-4 1-2 1B			X 0-0 ① FC4-6 1B 1-2f		X 0-0 20 FC6-4 1-2 1B		S S S 0-3 ③ K	3	0	2	0	0	0	1
8 Vinny Rottino, R (7, 2) OBP: 0.314, SLG: 0.355										1	0	0	0	0	1	1
46 Claudio Vargas, R (1, 1)		X 0-0 ①② B3-5-4 1-2 2-3f			X 0-0 ② F7		B X 1-0 ① FC6-4 11 G6-3 1-2f 2-H			1	0	0	0	0	0	2
62 Grant Balfour, R (4, 1)										0	0	0	0	0	0	0
75 Ryan Braun, R (5, PH) OBP: 0.583, SLG: 1.455										1	0	0	0	0	0	1
45 Dennis Sarfate, R (5, 1)										0	0	0	0	0	0	0
20 Laynce Nix, L (6, 8) OBP: 0.400, SLG: 0.813										1	0	0	1	0	0	1
Inning Stats	R: 0 E: 0 K: 0 S: 4 H: 1 LOB: 0 BB: 0 P: 4	R: 0 E: 0 K: 0 S: 4 H: 1 LOB: 0 BB: 0 P: 4	R: 0 E: 0 K: 1 S: 6 H: 2 LOB: 0 BB: 0 P: 6	R: 1 E: 0 K: 1 S: 6 H: 2 LOB: 2 BB: 1 P: 10	R: 0 E: 0 K: 0 S: 4 H: 1 LOB: 2 BB: 1 P: 9	R: 0 E: 0 K: 2 S: 7 H: 0 LOB: 0 BB: 0 P: 7	R: 2 E: 0 K: 0 S: 5 H: 3 LOB: 0 BB: 0 P: 6	R: 0 E: 0 K: 0 S: 3 H: 0 LOB: 0 BB: 0 P: 3	R: 0 E: 0 K: 3 S: 9 H: 0 LOB: 1 BB: 1 P: 14	1B: 8 2B: 1 3B: 0 HR: 1	SF: 0 SAC: 0 DP: 3 HBP: 0						

TOP

Milwaukee Brewers @ Chicago Cubs

Hohokam Park, Mesa, AZ

Sun Mar 11 2007, 4:05 PM EDT

Att. 12,726 - Sunny - 79 F

livebaseballscorecards.com

AB	32
R	3
H	10
RBI	3
BB	3
SO	7
LOB	15

WP: 1 PB: 0 SB: 2 CS: 1 PA: 36

PITCHER		IP	WLS	BF	H	R	ER	SO	BB	IBB	HBP	BLK	WP	HR	S	P	ERA	WHIP
Jason Marquis, R ERA: 2.0	(1, 1)	4.0	W	15	6	1	1	2	1	0	0	0	0	0	20	24	2.25	1.750
34 Kerry Wood, R ERA: 12.0	(5, 1)	1.0	H	5	1	0	0	0	1	0	0	0	0	0	4	9	0.00	2.000
46 Ryan Dempster, R ERA:	(6, 1)	1.0	H	3	0	0	0	2	0	0	0	0	0	0	7	7	0.00	0.000
73 Sean Gallagher, R ERA: 6.75	(7, 1)	1.0		5	3	2	2	0	0	0	0	0	1	1	5	6	18.00	3.000
60 Les Walrond, L ERA: 1.8	(8, 1)	1.0	H	3	0	0	0	0	0	0	0	0	0	0	3	3	0.00	0.000

PITCHER		IP	WLS	BF	H	R	ER	SO	BB	IBB	HBP	BLK	WP	HR	S	P	ERA	WHIP
57 Rocky Cherry, R ERA:	(9, 1)	1.0	S	4	0	0	0	3	1	0	0	0	0	0	9	14	0.00	1.000

BOTTOM

Milwaukee Brewers @ Chicago Cubs

Hohokam Park, Mesa, AZ

Sun Mar 11 2007, 4:05 PM EDT
Att. 12,726 - Sunny - 79 F

livebaseballscorecards.com

Batter	1	2	3	4	5	6	7	8	9	AB	R	H	RBI	BB	SO	LOB
12 Alfonso Soriano, R (1, 8) OBP: 0.250, SLG: 0.458 17 Felix Pie, L (6, PR) OBP: 0.379, SLG: 0.333 (7, 8)	K	K		FC6-4 1-2f		2 G4-6-3 1B		G3		4 1	0 0	1 0	0 0	0 0	2 0	4 0
2 Ryan Theriot, R (1, 4) OBP: 0.483, SLG: 0.520 Tomas Perez, S (7, 4) OBP: 0.389, SLG: 0.400	1B	G3-1			25 2B BB	G4-6-3 1-2f		G4-3		3 1	0 0	1 0	0 0	1 0	0 0	3 0
25 Derrek Lee, R (1, 3) OBP: 0.542, SLG: 0.783 76 Micah Hoffpauir, L (6, PR) OBP: 0.417, SLG: 0.909 (7, 3)	F9		F9		1-3 2B	16 2B BB		G4-3		3 1	0 1	1 0	0 0	1 0	0 0	1 0
16 Aramis Ramirez, R (1, 5) OBP: 0.435, SLG: 0.714 64 Casey McGehee, R (6, PR) OBP: 0.333, SLG: 0.200 (7, 5)	K		G5-4-3 1B		G5-3	1-H 2B				4 0	0 0	2 0	1 0	0 0	1 0	3 0
Michael Barrett, R (1, 2) OBP: 0.429, SLG: 0.700 73 Sean Gallagher, R (7, 1) 27 Buck Coats, L (8, 7) OBP: 0.500, SLG: 0.583		E7 19 L9 66 1B	G5-4-3 1-2f		K	F7				4 0 0	1 0 0	0 0 0	0 0 0	0 0 0	1 0 0	5 0 0
19 Matt Murton, R (1, 7) OBP: 0.414, SLG: 0.609 60 Les Walrond, L (8, 1) 57 Rocky Cherry, R (9, 1)		L9 2-3		66 G5-4-3 1B	K			G4-3		4 0 0	0 0 0	1 0 0	0 0 0	0 0 0	1 0 0	3 0 0
66 Tyler Colvin, L (1, 9) OBP: 0.313, SLG: 0.500		1B S E 3-H 1B		G5-4-3 1-2f		BB 74 HR 1B		G6-3		4	2	2	1	0	0	1
Cesar Izturis, S (1, 6) OBP: 0.667, SLG: 0.615 5 Ronny Cedeno, R (7, 6) OBP: 0.379, SLG: 0.400		E 1-3 1B		9 BB BB		74 HR 1-2 BB		1B		1 1	1 0	1 1	0 0	2 0	0 0	0 0
Jason Marquis, L (1, 1) 9 Scott Moore, L (4, PH) 34 Kerry Wood, R (5, 1) 46 Ryan Dempster, R (6, 1) 74 Jake Fox, R (6, PH) OBP: 0.667, SLG: 1.833 61 Koyie Hill, S (7, 2) OBP: 0.556, SLG: 0.833		E6 1-2 3-H		12 FC6-4 1-2 BB		1-H 2-H HR		G3		1 0 0 0 0 1 1	0 0 0 0 1 1 0	0 0 0 0 1 1 0	1 0 0 0 3 1 0	0 1 0 0 0 0 0	0 0 0 0 0 0 0	1 0 0 0 0 0 1
Inning Stats	R: 0 E: 0 K: 2 S: 8 H: 1 LOB: 1 BB: 0 P: 8	R: 2 E: 2 K: 1 S: 9 H: 2 LOB: 2 BB: 0 P: 10	R: 0 E: 0 K: 0 S: 3 H: 1 LOB: 0 BB: 0 P: 3	R: 0 E: 0 K: 0 S: 3 H: 1 LOB: 2 BB: 2 P: 11	R: 0 E: 0 K: 2 S: 8 H: 1 LOB: 2 BB: 1 P: 12	R: 4 E: 0 K: 0 S: 6 H: 4 LOB: 2 BB: 2 P: 14	R: 0 E: 0 K: 0 S: 4 H: 1 LOB: 1 BB: 0 P: 4	R: 0 E: 0 K: 0 S: 3 H: 0 LOB: 0 BB: 0 P: 3		1B: 8 2B: 2 3B: 0 HR: 1	SF: 0 SAC: 0 DP: 3 HBP: 0						

PITCHER	IP	WLS	BF	H	R	ER	SO	BB	IBB	HBP	BLK	WP	HR	S	P	ERA	WHIP
46 Claudio Vargas, R (1, 1) ERA: 8.22	3.0	L	14	4	2	0	3	0	0	0	0	0	0	20	21	0.00	1.333
62 Grant Balfour, R (4, 1) ERA: 16.2	1.0		5	1	0	0	0	2	0	0	0	0	0	3	11	0.00	3.000
45 Dennis Sarfate, R (5, 1) ERA: 19.64	1.0		5	1	0	0	2	1	0	0	0	0	0	8	12	0.00	2.000
Brian Shouse, L (6, 1) ERA: 9.0	0.2		6	3	4	4	0	2	0	0	0	0	1	4	12	54.00	7.500
41 Greg Aquino, R (6, 1) ERA: 2.25	1.1		6	2	0	0	0	0	0	0	0	0	0	6	6	0.00	1.500

PITCHER	IP	WLS	BF	H	R	ER	SO	BB	IBB	HBP	BLK	WP	HR	S	P	ERA	WHIP
68 Corey Thurman, R (8, 1) ERA: 8.1	1.0		3	0	0	0	0	0	0	0	0	0	0	3	3	0.00	0.000

AB	34
R	6
H	11
RBI	6
BB	5
SO	5
LOB	22

WP: 0 PB: 0 SB: 1 CS: 0 PA: 39

Chicago Cubs @ San Francisco Giants

Scottsdale Stadium, Scottsdale, AZ

Mon Mar 12 2007, 4:05 PM EDT

Att. 11,986 - Sunny - 81 F

TOP

livebaseballscorecards.com

Batter	1	2	3	4	5	6	7	8	9	AB	R	H	RBI	BB	SO	LOB
12 Alfonso Soriano, R (1, 8) OBP: 0.286, SLG: 0.444			SSS 0-3 ② K			BBBB 4-0 76 CS BB	CCC 0-3 ② K			3	1	1	0	1	1	2
17 Felix Pie, L (7, PH) OBP: 0.367, SLG: 0.321										1	0	0	0	0	1	1
(7, 8)																
2 Ryan Theriot, R (1, 4) OBP: 0.455, SLG: 0.517	X 0-0 16 1B 1-3 1B 2B	X 0-0 ① L4	X 0-0 ③ G1-3			X 0-0 ① F9	X 0-0 ③ F8			4	1	1	0	0	0	2
5 Ronny Cedeno, R (6, 4) OBP: 0.367, SLG: 0.385										1	0	0	0	0	0	1
25 Derrek Lee, R (1, 3) OBP: 0.538, SLG: 0.760	X 0-0 E6 1B 16 1B 15 1B 3-H	X 0-0 16 WP 2B 1B		X 0-0 ① G4-3		SBBBBB 4-1 ② 16 FC5-4 1-2 BB		X 0-0 E3 61 G3		2	2	1	1	0	0	1
76 Micah Hoffpauir, L (2, 3)										2	0	0	0	1	0	0
16 Aramis Ramirez, R (1, 5) OBP: 0.444, SLG: 0.667	X 0-0 1B 15 1B 1-2 2-3 1B	BBBB 4-0 2B 1-2 BB		X 0-0 ② P4		X 0-0 ③ FC5-4 1-2f		X 0-0 ① F9		3	1	1	0	1	0	1
64 Casey McGehee, R (6, 5) OBP: 0.286, SLG: 0.167										1	0	0	0	0	0	1
Jacque Jones, L (1, 9) OBP: 0.320, SLG: 0.333	X 0-0 24 S 15 1B G3 1-2 2-3 3-H 1B	X 0-0 1-3 2-H 2B		X 0-0 ③ G4-3			X 0-0 E4 27 BB 58 2B	X 0-0 ② G3 1-2		4	2	2	2	0	0	0
13 Will Ohman, L (7, 1)										0	0	0	0	0	0	0
61 Koyie Hill, S (8, PH) OBP: 0.500, SLG: 0.714										1	0	0	0	0	0	1
63 Carmen Pignatiello, R (8, 1)										0	0	0	0	0	0	0
Bob Howry, L (9, 1)										0	0	0	0	0	0	0
15 Cliff Floyd, L (1, 7) OBP: 0.667, SLG: 0.500	X 0-0 G3 38 3B 1-2 2-H 3-H 1B	CCC 0-3 ② K			BBBB 4-0 58 1B G6-4-3 BB		BBBB 4-0 58 2B 74 2B 1-2 BB	X 0-0 ③ F8		2	1	1	2	1	1	2
27 Buck Coats, L (5, PR) OBP: 0.500, SLG: 0.560										1	1	0	0	1	0	1
(5, 7)																
(7, 9)																
24 Henry Blanco, R (1, 2) OBP: 0.118, SLG: 0.118	S X 0-1 ① P5 2-3	X 0-0 ③ F9			X 0-0 G6-4-3 1-2 1B		X 0-0 74 2B 1-3 2-H 2B		X 0-0 ① F8	2	0	0	0	0	0	4
58 Geovany Soto, R (4, 2) OBP: 0.364, SLG: 0.667										3	1	2	1	0	0	0
Cesar Izturis, S (1, 6) OBP: 0.545, SLG: 0.471	X 0-0 ② G3 1-2 3-H		X 0-0 ① G4-3		X 0-0 ① ② G6-4-3 1-2f 2-3		X 0-0 ① G3-4		X 0-0 ② F8	4	0	0	1	0	0	5
Tomas Perez, S (7, 6) OBP: 0.368, SLG: 0.375										1	0	0	0	0	0	0
38 Carlos Zambrano, S (1, 1) OBP: 0.400, SLG: 1.000	X 0-0 2-H 3B		X 0-0 2B		SSS 0-3 ③ K		X 0-0 2-H 3-H 2B		SSS 0-3 ③ K	3	0	2	1	0	1	2
Jeff Samardzija, R (5, 1)										0	0	0	0	0	0	0
74 Jake Fox, R (7, PH) OBP: 0.625, SLG: 1.625										2	0	1	2	0	1	0
(7, 7)																
Inning Stats	R: 6 E: 1 K: 0 S: 11 H: 6 LOB: 1 BB: 0 P: 11	R: 1 E: 0 K: 1 S: 7 H: 2 LOB: 2 BB: 1 P: 11	R: 0 E: 0 K: 1 S: 6 H: 1 LOB: 1 BB: 0 P: 6	R: 0 E: 0 K: 0 S: 3 H: 0 LOB: 0 BB: 0 P: 3	R: 0 E: 0 K: 1 S: 5 H: 1 LOB: 2 BB: 1 P: 9	R: 0 E: 0 K: 0 S: 3 H: 0 LOB: 1 BB: 2 P: 11	R: 3 E: 1 K: 1 S: 8 H: 2 LOB: 1 BB: 1 P: 12	R: 0 E: 1 K: 0 S: 4 H: 0 LOB: 1 BB: 0 P: 4	R: 0 E: 0 K: 1 S: 5 H: 0 LOB: 0 BB: 0 P: 5	1B: 6 2B: 5 3B: 1 HR: 0		SF: 0 SAC: 0 DP: 1 HBP: 0				

	AB	40
	R	10
	H	12
	RBI	10
	BB	5
	SO	5
	LOB	24

WP: 1 PB: 0 SB: 1 CS: 1 PA: 45

PITCHER	IP	WLS	BF	H	R	ER	SO	BB	IBB	HBP	BLK	WP	HR	S	P	ERA	WHIP
Matt Morris, R (1, 1) ERA: 16.2	2.0	L	16	8	7	4	1	1	0	0	0	1	0	18	22	18.00	4.500
76 Scott Atchison, R (3, 1) ERA: 1.42	3.0		11	2	0	0	2	1	0	0	0	0	0	14	18	0.00	1.000
Steve Kline, L (6, 1) ERA: 9.0	1.0		4	0	0	0	0	2	0	0	0	0	0	3	11	0.00	2.000
54 Scott Munter, R (7, 1) ERA: 6.75	1.0		7	2	3	2	1	1	0	0	0	0	0	8	12	18.00	3.000
38 Brian Wilson, R (8, 1) ERA: 3.6	1.0		4	0	0	0	0	0	0	0	0	0	0	4	4	0.00	0.000

PITCHER	IP	WLS	BF	H	R	ER	SO	BB	IBB	HBP	BLK	WP	HR	S	P	ERA	WHIP
77 Osiris Matos, R (9, 1) ERA:	1.0		3	0	0	0	1	0	0	0	0	0	0	5	5	0.00	0.000

BOTTOM

Batter	1	2	3	4	5	6	7	8	9	AB	R	H	RBI	BB	SO	LOB
10 Dave Roberts, L (1, 8) OBP: 0.346, SLG: 0.261 28 Lance Niekro, R (6, 3) OBP: 0.478, SLG: 0.714	G6-3		FC6-4 (13 2B) 1-2f 2B		G4-3	FC5-4 1-2f		L7		3 2	1 0	0 0	0 0	0 0	0 0	1 4
13 Omar Vizquel, S (1, 6) OBP: 0.360, SLG: 0.435 43 Tomas De La Rosa, R (5, PR) OBP: 0.294, SLG: 0.400 (6, 6)	BB		1-3 2B		1B 1B 1B		K		56 HR 1B	2 2	1 1	2 1	0 0	1 0	0 1	0 0
Barry Bonds, L (1, 7) OBP: 0.389, SLG: 0.875 Todd Linden, S (5, PR) OBP: 0.528, SLG: 0.677 (6, 8) 38 Brian Wilson, R (8, 1) 77 Osiris Matos, R (9, 1) 56 Chad Santos, L (9, PH) OBP: 0.417, SLG: 0.700	K		P5		1-2 1B 1B		K		1-H HR	3 1 0 0 1	0 0 0 0 1	1 0 0 0 1	0 0 0 0 2	0 1 0 0 0	1 0 0 0 0	3 0 0 0 0
Pedro Feliz, R (1, 5) OBP: 0.242, SLG: 0.355 68 Justin Leone, R (7, 5) OBP: 0.467, SLG: 0.273 (9, 9)	K		2-H 3-H 2B		1-2 2-3 1B		K		L5	3 2	0 0	2 0	2 0	0 0	1 1	1 0
35 Rich Aurilia, R (1, 3) OBP: 0.333, SLG: 0.400 Steve Kline, S (6, 1) 50 Eliezer Alfonzo, R (7, 2) OBP: 0.500, SLG: 0.500		F8	K		F8			40 E 64 HBP 8 G6-3 1B	K	3 0 2	0 0 1	0 0 1	0 0 0	0 0 1	1 0 0	4 0 0
1 Bengie Molina, R (1, 2) OBP: 0.179, SLG: 0.269 73 Eugenio Velez, S (7, 4) OBP: 0.375, SLG: 0.467 64 William Bergolla, R (7, 4) OBP: 0.222, SLG: 0.125		F9	K	K		K		8 G6-3 40 E 1-2 HBP	G5-3	3 0 1	0 0 0	0 0 0	0 0 0	0 0 0	2 0 0	0 0 0
2 Randy Winn, S (1, 9) OBP: 0.423, SLG: 0.545 20 Fred Lewis, L (7, 7) OBP: 0.333, SLG: 0.400		BB	G6-3			K		F8		2 1	0 0	0 0	0 0	1 0	1 0	0 2
19 Kevin Frandsen, R (1, 4) OBP: 0.400, SLG: 0.375 54 Scott Munter, R (7, 1) 40 Daniel Ortmeier, S (8, 8) OBP: 0.389, SLG: 0.308		F9	K			57 1B BB		FC5 8 G6-3 1-2 2-3		2 0 1	0 0 0	0 0 0	0 0 0	1 0 0	1 0 0	1 0 2
Matt Morris, R (1, 1) 76 Scott Atchison, R (3, 1) OBP: 0.500, SLG: 0.500 57 Nate Schierholtz, L (5, PH) OBP: 0.500, SLG: 0.750 (6, 7) (7, 9) 8 Scott McClain, R (8, PH) OBP: 0.313, SLG: 0.214 (9, 5)			10 FC6-4 1B		G3	28 FC5-4 1-3 1B		G6-3 1-2 2-3 3-H		0 1 2 1	0 0 0 0	0 1 1 0	0 0 0 1	0 0 0 0	0 0 0 0	0 0 0 2
Inning Stats	R: 0 E: 0 K: 2 S: 7 / H: 0 LOB: 1 BB: 1 P: 11	R: 0 E: 0 K: 0 S: 3 / H: 0 LOB: 1 BB: 1 P: 7	R: 2 E: 0 K: 1 S: 8 / H: 3 LOB: 1 BB: 0 P: 8	R: 0 E: 0 K: 2 S: 7 / H: 0 LOB: 0 BB: 0 P: 7	R: 0 E: 0 K: 0 S: 6 / H: 3 LOB: 3 BB: 0 P: 6	R: 0 E: 0 K: 2 S: 8 / H: 1 LOB: 2 BB: 1 P: 12	R: 0 E: 0 K: 3 S: 9 / H: 0 LOB: 0 BB: 0 P: 9	R: 1 E: 1 K: 0 S: 5 / H: 1 LOB: 2 BB: 0 P: 6	R: 2 E: 0 K: 1 S: 7 / H: 2 LOB: 0 BB: 0 P: 7	1B: 7 2B: 2 3B: 0 HR: 1	SF: 0 SAC: 0 DP: 0 HBP: 1					

PITCHER		IP	WLS	BF	H	R	ER	SO	BB	IBB	HBP	BLK	WP	HR	S	P	ERA	WHIP
38 Carlos Zambrano, R ERA: 2.0	(1, 1)	4.0	W	17	3	2	2	5	2	0	0	0	0	0	25	33	4.50	1.250
Jeff Samardzija, R ERA: 1.8	(5, 1)	2.0		11	4	0	0	2	1	0	0	0	0	0	14	18	0.00	2.500
13 Will Ohman, L ERA: 5.4	(7, 1)	1.0		3	0	0	0	3	0	0	0	0	0	0	9	9	0.00	0.000
63 Carmen Pignatiello, L ERA:	(8, 1)	1.0		6	1	1	0	0	0	0	1	0	0	0	5	6	0.00	1.000
Bob Howry, R ERA: 7.2	(9, 1)	1.0		5	2	2	2	1	0	0	0	0	0	1	7	7	18.00	2.000

PITCHER	IP	WLS	BF	H	R	ER	SO	BB	IBB	HBP	BLK	WP	HR	S	P	ERA	WHIP

Chicago Cubs @ San Francisco Giants

Scottsdale Stadium, Scottsdale, AZ

Mon Mar 12 2007, 4:05 PM EDT

Att. 11,986 - Sunny - 81 F

livebaseballscorecards.com

AB	38
R	5
H	10
RBI	5
BB	3
SO	11
LOB	20

WP: 0 PA: 42
PB: 0
SB: 0
CS: 0

Chicago Cubs @ Arizona Diamondbacks

Tucson Electric Park, Tucson, AZ

Tue Mar 13 2007, 4:05 PM EDT

Att. 9,608 - Partly Cloudy - 81 F

livebaseballscorecards.com

Batter	1	2	3	4	5	6	7	8	9	AB	R	H	RBI	BB	SO	LOB
17 Felix Pie, L (1, 8) OBP: 0.400, SLG: 0.344	L1		P6		19 SF8 / 2 1B / 2 S / BB		2 G6-3 / 2-3 / 1B	88 G4-6-3 / 1-2 2-3 3-H / 1B		4	1	2	1	1	0	1
2 Ryan Theriot, R (1, 5) 64 Casey McGehee, R (7, 5) OBP: 0.250, SLG: 0.143	K		F8		S / 1-3 / 1B		G6-3 / 1-2 / 3-H	F8		4 1	0 0	1 0	1 0	0 0	1 0	2 3
19 Matt Murton, R (1, 7) OBP: 0.394, SLG: 0.615 88 Jesus Valdez, R (7, 7)	K			E / 2B	SF8 / 3-H		L6	G4-6-3 / 1-2f		3 1	1 0	1 0	1 0	0 0	1 0	1 3
32 Daryle Ward, L (1, 3) OBP: 0.143, SLG: 0.250 74 Jake Fox, R (7, PH) OBP: 0.600, SLG: 1.444 (7, 2)		FC5-4 / BB		F8	K		FC6-4 / BB		G4-3	2 1	0 0	0 0	0 0	1 1	1 0	2 0
Michael Barrett, R (1, 2) OBP: 0.360, SLG: 0.583 46 Ryan Dempster, R (7, 1) 47 Scott Eyre, L (8, 1) 61 Koyie Hill, S (9, PH) OBP: 0.455, SLG: 0.625 57 Rocky Cherry, R (9, 1)		FC5-4 / 1-2f		E4 / 5 BB / 27 1B / 2-H	L7 / 1-2		FC6-4 / 1-2f		G5-3	4 0 0 1 0	0 0 0 0 0	0 0 0 0 0	0 0 0 0 0	0 0 0 0 0	0 0 0 0 0	4 0 0 0 0
27 Buck Coats, L (1, 9) OBP: 0.485, SLG: 0.533		K		5 BB / 1-2 / 1B		G1-3		5 / 3B / 1B	G3	5	1	2	0	0	1	1
5 Ronny Cedeno, R (1, 6) OBP: 0.382, SLG: 0.448		K		1-2 2-3 / BB		K		17 1B / 1-H / 3B		3	1	1	1	1	2	1
Tomas Perez, S (1, 4) OBP: 0.391, SLG: 0.368			52 SH3 / 1B	K	K			17 1B / 76 BB / BB		3	0	1	0	1	2	3
52 Wade Miller, R (1, 1) OBP: 0.500, SLG: 0.500 48 Neal Cotts, L (5, 1) 76 Micah Hoffpauir, L (7, PH) OBP: 0.471, SLG: 0.857 (7, 3)			SH3 / 1-2	K			17 1B / 2 G6-3 / 2B	17 1B / 1-2 / BB		1 0 1	0 0 1	0 0 1	0 0 0	0 0 1	1 0 0	3 0 0
Inning Stats	R: 0 E: 0 K: 2 S: 7 / H: 0 LOB: 0 BB: 0 P: 7	R: 0 E: 0 K: 2 S: 7 / H: 0 LOB: 1 BB: 1 P: 11	R: 0 E: 0 K: 0 S: 4 / H: 1 LOB: 1 BB: 0 P: 4	R: 1 E: 1 K: 2 S: 10 / H: 2 LOB: 3 BB: 1 P: 14	R: 1 E: 0 K: 1 S: 7 / H: 1 LOB: 1 BB: 1 P: 12	R: 0 E: 0 K: 2 S: 7 / H: 0 LOB: 0 BB: 0 P: 7	R: 1 E: 0 K: 0 S: 5 / H: 2 LOB: 2 BB: 1 P: 9	R: 2 E: 0 K: 0 S: 5 / H: 3 LOB: 2 BB: 2 P: 13	R: 0 E: 0 K: 0 S: 3 / H: 0 LOB: 0 BB: 0 P: 3	1B: 6 2B: 2 3B: 1 HR: 0 / SF: 1 SAC: 1 DP: 1 HBP: 0						

TOP	
AB	34
R	5
H	9
RBI	4
BB	6
SO	9
LOB	24

WP: 0 PB: 0 SB: 2 CS: 0 — PA: 42

PITCHER		IP	WLS	BF	H	R	ER	SO	BB	IBB	HBP	BLK	WP	HR	S	P	ERA	WHIP
44 Micah Owings, R ERA: 1.29	(1, 1)	3.0		11	1	0	0	4	1	0	0	0	0	0	18	22	0.00	0.667
37 Juan Cruz, R ERA: 6.0	(4, 1)	2.0	B	12	3	2	2	3	2	0	0	0	0	0	17	26	9.00	2.500
43 Chad Harville, R ERA: 7.71	(6, 1)	1.2	H	7	2	1	1	2	0	0	0	0	0	0	11	11	5.40	1.200
40 Bill Murphy, L ERA: 2.08	(7, 1)	0.1	H	2	0	0	0	0	1	0	0	0	0	0	1	5	0.00	3.000
62 Mike Schultz, R ERA: 3.6	(8, 1)	2.0	W	10	3	2	2	0	2	0	0	0	0	0	8	16	9.00	2.500

PITCHER	IP	WLS	BF	H	R	ER	SO	BB	IBB	HBP	BLK	WP	HR	S	P	ERA	WHIP

BOTTOM

Chicago Cubs @ Arizona Diamondbacks

Tue Mar 13 2007, 4:05 PM EDT
Tucson Electric Park, Tucson, AZ
Att. 9,608 - Partly Cloudy - 81 F

livebaseballscorecards.com

Batter	1	2	3	4	5	6	7	8	9	AB	R	H	RBI	BB	SO	LOB
22 Eric Byrnes, R (1, 7) OBP: 0.593, SLG: 0.957 Scott Hairston, R (7, 7) OBP: 0.400, SLG: 0.000	HR		1 WP 1B		1 WP 1 1B 2B		6 1B 2B		1-3 2-H 2B	3 2	2 1	3 2	1 1	0 0	0 0	0 0
6 Stephen Drew, L (1, 6) OBP: 0.448, SLG: 0.417 62 Mike Schultz, R (8, 1) OBP: 0.000, SLG: 0.000	G3		K		L7		70 G3-6-1 2-H 1B			4 0	0 0	1 0	1 0	0 0	1 0	2 0
1 Orlando Hudson, S (1, 4) OBP: 0.440, SLG: 0.591 70 Chris Carter, L (6, 3) OBP: 0.500, SLG: 0.533	34 S 1B		K 1-2		34 G6-4-3 2-H 1B		G3-6-1 1-2f			3 1	0 0	2 0	1 0	0 0	1 0	1 1
34 Conor Jackson, R (1, 3) OBP: 0.423, SLG: 0.435 43 Chad Harville, R (6, 1) 40 Bill Murphy, L (7, 1) 11 Augie Ojeda, S (8, 6) OBP: 0.364, SLG: 0.350	K 1-2			7 BB 19 1B BB	G6-4-3 1-2f			G5-3		2 0 0 1	1 0 0 0	0 0 0 0	0 0 0 0	1 0 0 0	1 0 0 0	2 0 0 0
Chad Tracy, L (1, 5) OBP: 0.292, SLG: 0.263 14 Brian Barden, R (6, PH) OBP: 0.444, SLG: 0.600 (7, 5)	K			F7		K		K		2 2	0 0	0 0	0 0	0 0	1 2	2 0
7 Carlos Quentin, R (1, 9) OBP: 0.419, SLG: 0.731 10 Dee Brown, L (8, 9) OBP: 0.375, SLG: 0.357		F7		19 1B 1-2 BB		HR		E4		2 1	1 0	1 0	1 0	1 0	0 0	0 0
24 Chris Young, R (1, 8) OBP: 0.286, SLG: 0.370 Dave Krynzel, L (8, 8) OBP: 0.455, SLG: 0.737		19 G6-3 1B		K		K		B2-3		3 1	0 0	1 0	0 0	0 0	2 0	2 1
19 Chris Snyder, R (1, 2) OBP: 0.333, SLG: 0.214 5 Robby Hammock, R (7, 2) OBP: 0.524, SLG: 0.647	B 1 SAFE X	G6-3 1-2		1-2 2-H 1B		G5-3			13 1B 2B BB	3 0	0 1	1 0	1 0	0 1	0 0	1 0
44 Micah Owings, R (1, 1) 37 Juan Cruz, R (4, 1) 13 Alberto Callaspo, S (6, 4) OBP: 0.500, SLG: 0.792			G5-3	B2-3			G4-3		2B 1-2 1B	1 1 2	0 0 0	0 0 1	0 0 0	0 0 0	0 0 0	0 2 0
Inning Stats	R: 1 E: 0 K: 2 S: 9 H: 2 LOB: 1 BB: 0 P: 9	R: 0 E: 0 K: 0 S: 3 H: 1 LOB: 0 BB: 0 P: 4	R: 0 E: 0 K: 2 S: 8 H: 1 LOB: 1 BB: 0 P: 8	R: 1 E: 0 K: 1 S: 6 H: 1 LOB: 2 BB: 2 P: 14	R: 1 E: 0 K: 0 S: 5 H: 2 LOB: 0 BB: 0 P: 5	R: 1 E: 0 K: 2 S: 8 H: 1 LOB: 0 BB: 0 P: 8	R: 1 E: 0 K: 0 S: 4 H: 2 LOB: 0 BB: 0 P: 4	R: 0 E: 1 K: 1 S: 6 H: 0 LOB: 1 BB: 0 P: 6	R: 1 E: 0 K: 0 S: 2 H: 2 LOB: 2 BB: 1 P: 6	1B: 7 2B: 3 3B: 0 HR: 2	SF: 0 SAC: 0 DP: 2 HBP: 0			WP: 2 PB: 0 SB: 1 CS: 0		PA: 37	

	AB	R	H	RBI	BB	SO	LOB
	34	6	12	6	3	8	14

PITCHER	IP	WLS	BF	H	R	ER	SO	BB	IBB	HBP	BLK	WP	HR	S	P	ERA	WHIP
52 Wade Miller, R (1, 1) ERA: 4.0	4.0		18	5	2	2	5	2	0	0	0	1	1	26	35	4.50	1.750
48 Neal Cotts, L (5, 1) ERA: 7.71	2.0		8	3	2	2	2	0	0	0	0	1	1	13	13	9.00	1.500
46 Ryan Dempster, R (7, 1) ERA: 2.25	1.0		4	2	1	1	0	0	0	0	0	0	0	4	4	9.00	2.000
47 Scott Eyre, L (8, 1) ERA: 7.36	1.0		4	0	0	0	1	0	0	0	0	0	0	6	6	0.00	0.000
57 Rocky Cherry, R (9, 1) ERA: 1.69	0.0	L	3	2	1	1	0	1	0	0	0	0	0	2	6	∞	∞

PITCHER	IP	WLS	BF	H	R	ER	SO	BB	IBB	HBP	BLK	WP	HR	S	P	ERA	WHIP

Batter	1	2	3	4	5	6	7	8	9	AB	R	H	RBI	BB	SO	LOB
16 Willie Bloomquist, R (1, 5) OBP: 0.485, SLG: 0.600	B X 1-0 2 S 1B	X 0-0 E6 1-2 2-H			B B B 4-0 7 G3-6-3 BB		X 0-0 ② F9 2-3			3	0	1	0	1	0	3
7 Jeremy Reed, L (1, 7) OBP: 0.206, SLG: 0.273	X 0-0 ① P6	X 0-0 ③ F7			X 0-0 ① ② G3-6-3 1-2f 3-H		X 0-0 ③ L7			4	0	0	0	0	0	6
2 Kenji Johjima, R (1, 2) OBP: 0.259, SLG: 0.308 30 René Rivera, R (6, 2) OBP: 0.333, SLG: 0.167	S X 0-1 ② G6-3 1-2		S S S 0-3 ① K		X 0-0 ③ G5-3			X 0-0 ① P6		3 1	0 0	0 0	0 0	0 0	1 0	1 0
Ben Broussard, L (1, 10) OBP: 0.366, SLG: 0.306	X 0-0 ③ G1-3		X 0-0 ② G4-3			X 0-0 ① G6-3		X 0-0 ② G3-1		4	0	0	0	0	0	1
69 Bryan LaHair, L (1, 3) OBP: 0.429, SLG: 0.452		B B B B 4-0 1B 50 1B BB	X 0-0 25 CS 1B			S S C 0-3 ② K		X 0-0 25 FC6-4 1B		3	1	2	0	1	1	0
25 Adam Jones, R (1, 8) OBP: 0.296, SLG: 0.227		X 0-0 ① L7	S 0-1 ③ CS 1-2	X 0-0 ① G4-3		X 0-0 ③ G5-3		X 0-0 ③ FC6-4 1-2f		4	0	0	0	0	0	2
Michael Garciaparra, R (1, 4) OBP: 0.500, SLG: 0.333		X 0-0 50 1B 16 E 1-2 1B		X 0-0 ② G1-3		B B B B 4-0 50 FC5-4 BB		X 0-0 ① F8		3	1	1	0	1	0	0
50 Wladimir Balentien, R (1, 9) OBP: 0.350, SLG: 0.412		X 0-0 16 E 1-2 2-H 1B		X 0-0 ③ F8		X 0-0 ① FC5-4 16 F9 BB 1-2f		X 0-0 ② P5		4	0	1	1	0	0	1
Rey Ordonez, R (1, 6) OBP: 0.360, SLG: 0.609		X 0-0 ② P5		X 0-0 7 G3-6-3 3B		B B B B 4-0 1-2 BB		X 0-0 ③ P4		3	1	1	0	1	0	2
Inning Stats	R: 0 E: 0 K: 0 S: 5 H: 1 LOB: 1 BB: 0 P: 6	R: 2 E: 1 K: 0 S: 6 H: 2 LOB: 2 BB: 1 P: 10	R: 0 E: 0 K: 1 S: 6 H: 1 LOB: 0 BB: 0 P: 6	R: 0 E: 0 K: 0 S: 3 H: 0 LOB: 0 BB: 0 P: 3	R: 1 E: 0 K: 0 S: 3 H: 1 LOB: 0 BB: 1 P: 7	R: 0 E: 0 K: 1 S: 5 H: 0 LOB: 0 BB: 0 P: 5	R: 0 E: 0 K: 0 S: 3 H: 0 LOB: 2 BB: 2 P: 11	R: 0 E: 0 K: 0 S: 4 H: 1 LOB: 1 BB: 0 P: 4	R: 0 E: 0 K: 0 S: 3 H: 0 LOB: 0 BB: 0 P: 3	1B: 5 2B: 0 3B: 1 HR: 0	SF: 0 SAC: 0 DP: 1 HBP: 0			WP: 0 PB: 0 SB: 1 CS: 1	PA: 37	

PITCHER		IP	WLS	BF	H	R	ER	SO	BB	IBB	HBP	BLK	WP	HR	S	P	ERA	WHIP
30 Ted Lilly, L ERA: 2.08	(1, 1)	3.2	W	16	4	2	1	1	1	0	0	0	0	0	19	24	2.46	1.364
Bob Howry, R ERA: 7.11	(4, 1)	1.1		5	1	1	1	0	1	0	0	0	0	0	4	8	6.75	1.500
47 Scott Eyre, L ERA: 5.79	(6, 1)	1.0	H	3	0	0	0	1	0	0	0	0	0	0	5	5	0.00	0.000
49 Carlos Marmol, R ERA: 9.0	(7, 1)	1.0	H	5	0	0	0	0	2	0	0	0	0	0	3	11	0.00	2.000
60 Les Walrond, L ERA: 1.5	(8, 1)	1.0	H	4	1	0	0	0	0	0	0	0	0	0	4	4	0.00	1.000

PITCHER		IP	WLS	BF	H	R	ER	SO	BB	IBB	HBP	BLK	WP	HR	S	P	ERA	WHIP
13 Will Ohman, L ERA: 4.5	(9, 1)	1.0		3	0	0	0	0	0	0	0	0	0	0	3	3	0.00	0.000

Seattle Mariners @ Chicago Cubs

Hohokam Park, Mesa, AZ

Thu Mar 15 2007, 4:05 PM EDT

Att. 12,771 - Sunny - 82 F

TOP

livebaseballscorecards.com

AB	32
R	3
H	6
RBI	1
BB	4
SO	2
LOB	16

Seattle Mariners @ Chicago Cubs

Hohokam Park, Mesa, AZ

Thu Mar 15 2007, 4:05 PM EDT

Att. 12,771 - Sunny - 82 F

livebaseballscorecards.com

BOTTOM

Batter	1	2	3	4	5	6	7	8	9	AB	R	H	RBI	BB	SO	LOB
12 Alfonso Soriano, R (1, 8) OBP: 0.355, SLG: 0.567 17 Felix Pie, L (7, 8) OBP: 0.417, SLG: 0.394	0-0 2B 15 HR 1B		0-0 1B 3B		0-0 S 1B		0-0 WP 2B			3 2 3 0 0 0 0 1 0 1 0 0 0 0						
Jacque Jones, L (1, 9) OBP: 0.345, SLG: 0.393 2 Ryan Theriot, R (8, 9) OBP: 0.432, SLG: 0.485	0-0 15 HR 1-3 2B		0-0 16 HR 3-H 1B		0-3 ① K 1-2		0-1 ③ G3-1 2-3			4 2 2 1 0 1 2 0 0 0 0 0 0 0						
25 Derrek Lee, R (1, 3) OBP: 0.483, SLG: 0.679 32 Daryle Ward, L (7, 3) OBP: 0.182, SLG: 0.286	0-3 ① K		0-0 ① F8		0-3 ② K			0-0 15 2B 58 WP 1B		3 0 0 0 0 2 4 1 1 1 0 0 0 0						
16 Aramis Ramirez, R (1, 5) OBP: 0.433, SLG: 0.741 64 Casey McGehee, R (8, 5) OBP: 0.222, SLG: 0.125	0-3 ② K		0-0 1-H HR		0-0 ③ G4-3			0-0 ① L8		3 1 1 2 0 1 3 1 0 0 0 0 0 1						
15 Cliff Floyd, L (1, 10) OBP: 0.571, SLG: 1.167 76 Micah Hoffpauir, L (8, PR) OBP: 0.471, SLG: 0.857 (9, 10)	0-0 2-H 3-H HR		0-0 ② P5			0-0 ① F9		0-0 58 WP 1-3 58 2B 2B		4 1 2 3 0 0 0 0 1 0 0 0 0 0						
Michael Barrett, R (1, 2) OBP: 0.321, SLG: 0.519 58 Geovany Soto, R (7, 2) OBP: 0.417, SLG: 0.800	0-3 ③ K2-3		0-3 ③ K			0-0 ② G6-3		1-0 1B 2-H 3-H 2B		3 0 0 0 0 2 0 1 1 1 1 0 0 0						
19 Matt Murton, R (1, 7) OBP: 0.417, SLG: 0.607 27 Buck Coats, L (7, 7) OBP: 0.471, SLG: 0.516		0-0 G1-6-3 1B		4-0 G6-4-3 BB		0-0 G4-3		0-0 G5-3		2 0 1 0 1 0 0 1 0 0 0 0 0 1						
Mark DeRosa, R (1, 4) OBP: 0.375, SLG: 0.300 Tomas Perez, S (7, 4) OBP: 0.400, SLG: 0.381		0-0 ① P4		0-3 ① K			0-0 ① F7	0-0 2-H 1B		2 0 0 0 0 1 2 2 0 1 1 0 0 0						
Cesar Izturis, S (1, 6) OBP: 0.500, SLG: 0.421 5 Ronny Cedeno, R (7, 6) OBP: 0.361, SLG: 0.419		0-0 ② ③ G1-6-3 1-2f		0-0 ② ③ G6-4-3 1-2f			0-3 ② K	0-0 ③ G1-3		2 0 0 0 0 0 2 2 0 0 0 0 1 2						
Inning Stats	R: 3 H: 3 E: 0 LOB: 0 K: 3 BB: 0 S: 12 P: 12	R: 0 H: 1 E: 0 LOB: 0 K: 0 BB: 0 S: 3 P: 3	R: 3 H: 3 E: 0 LOB: 0 K: 1 BB: 0 S: 8 P: 8	R: 0 H: 0 E: 0 LOB: 0 K: 1 BB: 1 S: 4 P: 8	R: 0 H: 1 E: 0 LOB: 1 K: 2 BB: 0 S: 8 P: 8	R: 0 H: 0 E: 0 LOB: 0 K: 0 BB: 0 S: 3 P: 3	R: 0 H: 1 E: 0 LOB: 1 K: 1 BB: 0 S: 7 P: 7	R: 3 H: 4 E: 0 LOB: 2 K: 0 BB: 0 S: 7 P: 8		1B: 6 SF: 0 2B: 4 SAC: 0 3B: 1 DP: 2 HR: 2 HBP: 0						

PITCHER	IP	WLS	BF	H	R	ER	SO	BB	IBB	HBP	BLK	WP	HR	S	P	ERA	WHIP
58 Cha Seung Baek, R (1, 1) ERA: 11.25	3.0	L	15	7	6	6	4	0	0	0	0	0	2	23	23	18.00	2.333
85 Brandon Morrow, R (4, 1) ERA:	2.0		7	1	0	0	3	1	0	0	0	0	0	12	16	0.00	1.000
46 Sean White, R (6, 1) ERA: 2.25	2.0		7	1	0	0	1	0	0	0	0	1	0	10	10	0.00	0.500
37 Justin Lehr, R (8, 1) ERA: 11.25	1.0		7	4	3	3	0	0	0	0	0	1	0	7	8	27.00	4.000

PITCHER	IP	WLS	BF	H	R	ER	SO	BB	IBB	HBP	BLK	WP	HR	S	P	ERA	WHIP

AB	35
R	9
H	13
RBI	8
BB	1
SO	8
LOB	17

WP: 2 PA: 36
PB: 0
SB: 1
CS: 0

Batter	1	2	3	4	5	6	7	8	9	AB	R	H	RBI	BB	SO	LOB
2 Ryan Theriot, R (1, 5) OBP: 0.415, SLG: 0.459	B C F B C 2-3 K ①		B F C F B B B F C 3-3 K ①		X 0-0 25 WP, 25 1B, 1B		X 0-0 F9 ① 2-3		X 0-0 61 L4-6, 1-H 2-H 3-H, 2B	4	1	1	0	0	2	2
64 Casey McGehee, R (7, 5) OBP: 0.300, SLG: 0.333										1	0	1	3	0	0	0
Mark DeRosa, R (1, 4) OBP: 0.321, SLG: 0.250	C C B X 1-2 G4-3 ②		B B B X 3-0 F7 ②		X 0-0 L5 ②		X 0-0 P4 ②		X 0-0 L4-6 ①② 2-2	4	0	0	0	0	0	3
Matt Matulia, S (7, 4)										0	0	0	0	0	0	0
61 Koyie Hill, S (9, PH) (9, 4) OBP: 0.417, SLG: 0.556										1	0	0	0	0	0	1
25 Derrek Lee, R (1, 3) OBP: 0.500, SLG: 0.667	F B H 2-1 15 BB, HBP		S F B B X 2-2 G6-3 ③		B X 1-0 1-H, 1B		X 0-0 G4-3 ③		X 0-0 F7 ③	2	0	1	1	0	0	0
32 Daryle Ward, L (6, 3) OBP: 0.167, SLG: 0.261										2	0	0	0	0	0	2
15 Cliff Floyd, L (1, 7) OBP: 0.500, SLG: 0.875	B S B B S B 4-2 1-2 BB			F B F F S 1-3 K ①	X 0-0 G4-3 ③			S S S 0-3 K ①		2	0	0	0	1	1	1
27 Buck Coats, L (5, 7) OBP: 0.457, SLG: 0.500										1	0	0	0	0	1	0
Jacque Jones, L (1, 9) OBP: 0.344, SLG: 0.387	C F F B B F S 2-3 K ③			X 0-0 19 E, 5 1B, 1B		X 0-0 G4-3 ①		X 0-0 G3 ②		3	1	1	0	0	1	2
76 Micah Hoffpauir, L (6, 9) OBP: 0.444, SLG: 0.800										1	0	0	0	0	0	0
19 Matt Murton, R (1, 10) OBP: 0.400, SLG: 0.656		X 0-0 HR		B S C B S 2-3 K ② 1-3		X 0-0 G6-3 ②		X 0-0 G5-3 ③		4	1	1	1	0	1	1
5 Ronny Cedeno, R (1, 6) OBP: 0.359, SLG: 0.412	B S B F F B S 3-3 K ①			B S X 1-1 3-H, 1B		X 0-0 F8 ③			B B B B 4-0 74 1B, 64 2B, BB	3	0	1	1	0	1	0
Tomas Perez, S (7, 6) OBP: 0.423, SLG: 0.381										0	1	0	0	1	0	0
24 Henry Blanco, R (1, 2) OBP: 0.105, SLG: 0.105	C X 0-1 F7 ②		C X 0-1 G5-3 ③				B B B H 4-0 2 F9, 17 1B, HBP		X 0-0 17 BB, 64 2B, 1-3, 1B	2	0	0	0	0	0	1
74 Jake Fox, R (6, 2) OBP: 0.667, SLG: 1.400										1	1	1	0	0	0	0
17 Felix Pie, L (1, 8) OBP: 0.425, SLG: 0.389	B B X 2-0 G3 ③				X 0-0 F9 ①		X 0-0 1-2, 1B		B B B B 4-0 64 2B, 1-2, BB	3	1	1	0	1	0	0
Inning Stats	R: 0 H: 0 E: 0 LOB: 2 K: 2 BB: 1 S: 14 P: 25	R: 1 H: 1 E: 0 LOB: 0 K: 1 BB: 0 S: 8 P: 13	R: 0 H: 0 E: 0 LOB: 0 K: 1 BB: 0 S: 9 P: 17	R: 1 H: 2 E: 0 LOB: 1 K: 2 BB: 0 S: 12 P: 16	R: 1 H: 2 E: 0 LOB: 1 K: 0 BB: 0 S: 5 P: 6	R: 0 H: 0 E: 0 LOB: 0 K: 0 BB: 0 S: 3 P: 3	R: 0 H: 1 E: 0 LOB: 2 K: 0 BB: 0 S: 4 P: 8	R: 0 H: 0 E: 0 LOB: 0 K: 1 BB: 0 S: 5 P: 5	R: 3 H: 2 E: 0 LOB: 0 K: 0 BB: 2 S: 4 P: 12	1B: 6 SF: 0 2B: 2 SAC: 0 3B: 0 DP: 1 HR: 1 HBP: 2						

PITCHER		IP	WLS	BF	H	R	ER	SO	BB	IBB	HBP	BLK	WP	HR	S	P	ERA	WHIP
Javier Vazquez, R ERA: 10.8	(1, 1)	4.2		21	5	3	3	6	1	0	1	0	1	1	47	76	5.79	1.286
57 Boone Logan, L ERA:	(5, 1)	1.1	H	4	0	0	0	0	0	0	0	0	0	0	4	4	0.00	0.000
37 Matt Thornton, L ERA: 1.8	(7, 1)	1.0	H	5	1	0	0	0	0	0	1	0	0	0	4	8	0.00	1.000
47 Mike MacDougal, R ERA: 6.75	(8, 1)	1.0	H	3	0	0	0	1	0	0	0	0	0	0	5	5	0.00	0.000
45 Bobby Jenks, R ERA: 9.0	(9, 1)	1.0	W	6	2	3	3	0	2	0	0	0	0	0	4	12	27.00	4.000

PITCHER	IP	WLS	BF	H	R	ER	SO	BB	IBB	HBP	BLK	WP	HR	S	P	ERA	WHIP

TOP

Chicago Cubs @ Chicago White Sox

Tucson Electric Park, Tucson, AZ

Fri Mar 16 2007, 4:05 PM EDT

Att. 11,746 - Sunny - 90 F

livebaseballscorecards.com

AB	34
R	6
H	8
RBI	6
BB	3
SO	7
LOB	13

WP: 1 PA: 39
PB: 0
SB: 0
CS: 0

Batter	1	2	3	4	5	6	7	8	9	AB	R	H	RBI	BB	SO	LOB
22 Scott Podsednik, L (1, 7) OBP: 0.333, SLG: 0.500 7 Jerry Owens, L (6, 7) OBP: 0.480, SLG: 0.381	0-1 17 CS 1B	1-0 B3-1		0-0 SF8 1-2 3-H		0-0 17 S 1B		0-0 30 G5-4-3 1-3 1B		2 0 1 1 0 0 2 2 0 2 0 0 0 0						
17 Darin Erstad, L (1, 8) OBP: 0.349, SLG: 0.390 30 Luis Terrero, R (7, 8) OBP: 0.391, SLG: 0.619	B 1 SAFE F S 1 SAFE B X 2-2 G3-1 1-2		0-1 G3	0-0 F8		0-3 K 1-2		0-0 G5-4-3 1-2f		4 0 0 0 0 1 4 1 0 0 0 0 0 2						
25 Jim Thome, L (1, 10) OBP: 0.464, SLG: 0.750 31 Ryan Sweeney, L (9, PR) OBP: 0.269, SLG: 0.250	0-0 G3-1		0-0 F7		4-0 1B 14 BB 77 FC4-6 BB	4-0 BB			4-0 27 SH5-4 14 1B 1B BB	2 1 0 0 3 0 0 0 1 0 0 0 0 0						
14 Paul Konerko, R (1, 3) OBP: 0.513, SLG: 0.613		0-2 P3	0-0 G5-3		4-0 77 FC4-6 1B 1-2 BB	0-0 G5-3			0-0 1B 27 SH5-4 1-2 1B	4 0 1 0 1 0 2						
24 Joe Crede, R (1, 5) OBP: 0.457, SLG: 0.697 27 Josh Fields, R (8, 5) OBP: 0.429, SLG: 0.500		0-2 1B 3B 1B		0-2 F9	0-0 F8		0-3 K		0-0 SH5-4 1-2 2-3	4 1 1 0 0 1 2 0 0 0 0 0 0 0						
Rob Mackowiak, L (1, 9) OBP: 0.387, SLG: 0.500		0-1 1-3 3B 1B		0-1 HBP 44 1B 1B	0-0 77 FC4-6 1-2 2-3 1B		0-0 F7		0-0 2-3 3-H 1B	5 2 4 1 0 0 0						
Tadahito Iguchi, R (1, 4) OBP: 0.290, SLG: 0.240 77 Robert Valido, R (4, PR) OBP: 0.400, SLG: 0.333 (5, 4)	0-2 2-H 3-H 3B			1-0 44 1B 5 1B 1-2 HBP	0-1 FC4-6 1-2f 2-3 3-H		0-0 G5-3			1 0 1 2 0 0 0 2 1 0 1 0 0 2						
44 Toby Hall, R (1, 2) OBP: 0.286, SLG: 0.333 39 Wiki Gonzalez, R (7, 2) OBP: 0.235, SLG: 0.235	1-1 P2			0-1 5 1B 22 SF8 1-2 2-H 1B	0-0 G4-3			0-3 K		3 1 1 1 0 0 3 1 0 0 0 0 1 0						
5 Juan Uribe, R (1, 6) OBP: 0.400, SLG: 0.548	4-2 BB			0-0 22 SF8 1-3 2-H 1B		0-3 K		0-0 7 1B 1B		3 0 2 1 1 1 0						
Inning Stats	R: 0 H: 1 E: 0 LOB: 0 K: 0 BB: 0 S: 6 P: 8	R: 2 H: 3 E: 0 LOB: 2 K: 0 BB: 1 S: 23 P: 29	R: 0 H: 0 E: 0 LOB: 0 K: 0 BB: 0 S: 4 P: 4	R: 3 H: 3 E: 0 LOB: 2 K: 0 BB: 0 S: 10 P: 11	R: 1 H: 1 E: 0 LOB: 2 K: 0 BB: 2 S: 5 P: 13	R: 0 H: 1 E: 0 LOB: 2 K: 2 BB: 1 S: 8 P: 12	R: 0 H: 0 E: 0 LOB: 0 K: 1 BB: 0 S: 5 P: 5	R: 0 H: 2 E: 0 LOB: 1 K: 1 BB: 0 S: 6 P: 6	R: 1 H: 2 E: 0 LOB: 2 K: 0 BB: 1 S: 3 P: 7	1B: 12 SF: 1 2B: 0 SAC: 1 3B: 1 DP: 1 HR: 0 HBP: 1						

BOTTOM

Chicago Cubs @ Chicago White Sox

Tucson Electric Park, Tucson, AZ

Fri Mar 16 2007, 4:05 PM EDT

Att. 11,746 - Sunny - 90 F

livebaseballscorecards.com

AB	34
R	7
H	13
RBI	7
BB	5
SO	4
LOB	17

PITCHER		IP	WLS	BF	H	R	ER	SO	BB	IBB	HBP	BLK	WP	HR	S	P	ERA	WHIP
37 Angel Guzman, R ERA: 6.52	(1, 1)	3.1		18	7	5	5	0	1	0	1	0	0	0	41	50	13.50	2.400
54 Ryan O'Malley, L ERA: 5.4	(4, 1)	1.0		6	1	1	1	0	2	0	0	0	0	0	4	12	9.00	3.000
57 Rocky Cherry, R ERA: 1.29	(5, 1)	1.2		7	1	0	0	2	1	0	0	0	0	0	11	15	0.00	1.200
44 Roberto Novoa, R ERA: 20.25	(7, 1)	1.0		3	0	0	0	1	0	0	0	0	0	0	5	5	0.00	0.000
43 Michael Wuertz, R ERA:	(8, 1)	1.0		4	2	0	0	1	0	0	0	0	0	0	6	6	0.00	2.000

PITCHER		IP	WLS	BF	H	R	ER	SO	BB	IBB	HBP	BLK	WP	HR	S	P	ERA	WHIP
63 Carmen Pignatiello, L ERA: 1.69	(9, 1)	0.1	L	4	2	1	1	0	1	0	0	0	0	0	3	7	27.00	9.000

San Diego Padres @ Chicago Cubs

Hohokam Park, Mesa, AZ

Sat Mar 17 2007, 4:05 PM EDT

Att. 12,764 - Sunny - 94 F

TOP

livebaseballscorecards.com

Batter	1	2	3	4	5	6	7	8	9	AB	R	H	RBI	BB	SO	LOB
22 Marcus Giles, R (1, 4) OBP: 0.381, SLG: 0.667	SF7 3B	FC6-4 1-2f			F7		BB		1 SF8 1-3 2B	3	1	1	0	0	0	1
13 Oscar Robles, L (6, 4) OBP: 0.435, SLG: 0.368 (9, 3)										1	0	1	0	1	0	0
24 Brian Giles, L (1, 9) OBP: 0.324, SLG: 0.484	K		K			5 1B 3B	G1-3		P6	3	0	1	0	0	2	1
76 Will Venable, L (6, PR) OBP: 0.381, SLG: 0.421 (6, 9)										2	1	0	0	0	0	4
Geoff Blum, S (1, 6) OBP: 0.320, SLG: 0.522	SF7 3-H		F9			G5-3		P4	SF8 2-3 3-H	2	0	0	1	0	0	1
1 Manny Alexander, R (6, 6) OBP: 0.167, SLG: 0.353 (9, 4)										1	0	0	1	0	0	0
Todd Walker, L (1, 3) OBP: 0.231, SLG: 0.240	G4-3		G4-3			K		5 HR BB	G5-3	3	0	0	0	0	1	1
67 Royce Huffman, R (6, 3) OBP: 0.318, SLG: 0.316 (9, 7)										1	1	0	0	1	0	1
5 Kevin Kouzmanoff, R (1, 5) OBP: 0.500, SLG: 0.846		HR HBP		F8		E 1B 3-H		1-H HR		3	2	2	3	0	0	0
José Cruz Jr., S (1, 8) OBP: 0.345, SLG: 0.769		1-H HR		K		K 1-3		G3-1		3	1	1	2	0	2	2
Drew Macias, L (6, 8)										1	0	0	0	0	0	0
8 Terrmel Sledge, L (1, 7) OBP: 0.316, SLG: 0.649		F7		F9			F9	1B		3	0	0	0	0	0	0
70 Luke Carlin, S (7, 2) OBP: 0.273, SLG: 0.200										1	0	1	0	0	0	0
Rob Bowen, S (1, 2) OBP: 0.292, SLG: 0.409		F7			K		2B	K		3	0	1	0	0	1	0
21 Heath Bell, R (7, 1)										0	0	0	0	0	0	0
Joshua Howard, L (8, PH)										1	0	0	0	0	1	1
79 Aaron Rakers, R (8, 1)										0	0	0	0	0	0	0
56 Scott Cassidy, R (9, 1)										0	0	0	0	0	0	0
54 Tim Stauffer, R (1, 1) 18 Paul McAnulty, L (2, PH) 39 Mike Thompson, R (2, 1) Matt Antonelli, R (5, PH) 58 Andrew Brown, R (6, 1) 40 Royce Ring, L (6, 1) Howie Clark, L (7, PH) (7, 7) Jesus Lopez, R (8, PH) OBP: 1.000, SLG: 1.000 (8, 6)		22 FC6-4 1B			G1		L7		13 2B 1 SF8 1B	0 1 0 1 0 0 0 1 1	0 0 0 0 0 0 0 0 1	0 1 0 0 0 0 0 0 1	0 0 0 0 0 0 0 0 1	0 0 0 0 0 0 0 0 0	0 0 0 0 0 0 0 0 0	0 0 0 0 0 0 0 0 1
Inning Stats	R: 1 E: 0 K: 1 S: 6 H: 1 LOB: 0 BB: 0 P: 6	R: 2 E: 0 K: 0 S: 5 H: 2 LOB: 1 BB: 0 P: 6	R: 0 E: 0 K: 1 S: 5 H: 0 LOB: 0 BB: 0 P: 5	R: 0 E: 0 K: 1 S: 5 H: 0 LOB: 0 BB: 0 P: 5	R: 0 E: 0 K: 1 S: 5 H: 0 LOB: 0 BB: 0 P: 5	R: 1 E: 0 K: 2 S: 9 H: 2 LOB: 1 BB: 0 P: 9	R: 0 E: 0 K: 0 S: 4 H: 1 LOB: 2 BB: 1 P: 8	R: 2 E: 0 K: 1 S: 7 H: 2 LOB: 1 BB: 1 P: 11	R: 1 E: 0 K: 0 S: 5 H: 2 LOB: 1 BB: 0 P: 5	1B: 4 2B: 2 3B: 2 HR: 2	SF: 2 SAC: 0 DP: 0 HBP: 1						

AB	35
R	7
H	10
RBI	7
BB	2
SO	7
LOB	13

WP: 0 PB: 0 SB: 0 CS: 0 PA: 40

PITCHER		IP	WLS	BF	H	R	ER	SO	BB	IBB	HBP	BLK	WP	HR	S	P	ERA	WHIP
53 Rich Hill, L ERA: 4.5	(1, 1)	5.0		19	3	3	3	4	0	0	1	0	0	1	26	27	5.40	0.600
13 Will Ohman, L ERA: 5.14	(6, 1)	1.0	L	5	2	1	1	2	0	0	0	0	0	0	9	9	9.00	2.000
49 Carlos Marmol, R ERA: 6.75	(7, 1)	1.0		5	1	0	0	0	1	0	0	0	0	0	4	8	0.00	2.000
48 Neal Cotts, L ERA: 9.0	(8, 1)	1.0		6	2	2	2	1	1	0	0	0	0	1	7	11	18.00	3.000
60 Les Walrond, L ERA: 2.57	(9, 1)	1.0		5	2	1	1	0	0	0	0	0	0	0	5	5	9.00	2.000

PITCHER	IP	WLS	BF	H	R	ER	SO	BB	IBB	HBP	BLK	WP	HR	S	P	ERA	WHIP

BOTTOM

San Diego Padres @ Chicago Cubs

Hohokam Park, Mesa, AZ

Sat Mar 17 2007, 4:05 PM EDT
Att. 12,764 - Sunny - 94 F

Batter	1	2	3	4	5	6	7	8	9	AB	R	H	RBI	BB	SO	LOB
12 Alfonso Soriano, R (1, 8) OBP: 0.371, SLG: 0.545	BBB 4-0 19 1B 25 HR BB	x 0-0 19 FC6-4 1B		x 0-0 ③ F7		x 0-0 ③ FC6-4 1-2f			x 0-0 1B	3	1	1	0	1	0	3
17 Felix Pie, L (7, 8) OBP: 0.439, SLG: 0.405										1	0	1	0	0	0	0
19 Matt Murton, R (1, 7) OBP: 0.386, SLG: 0.611	x 0-0 1-3 25 HR 1B	x 0-0 ③ FC6-4 1-2f			x 0-0 ① P3		x 0-0 ① F8		x 0-0 ① F7	4	1	1	0	0	0	1
2 Ryan Theriot, R (8, 9) OBP: 0.405, SLG: 0.447										1	0	0	0	0	0	1
25 Derrek Lee, R (1, 3) OBP: 0.500, SLG: 0.765	x 0-0 1-H 3-H HR		x 0-0 2B		x 0-0 ② G6-3		x 0-0 ② G6-3		CCC 0-3 ② K	4	1	2	3	0	0	0
76 Micah Hoffpauir, L (8, 3) OBP: 0.421, SLG: 0.750										1	0	0	0	0	1	1
16 Aramis Ramirez, R (1, 5) OBP: 0.441, SLG: 0.700	x 0-0 ① G6-3	SSS 0-3 ① K			BBB 4-0 BB		x 0-0 FC4-6 1B		x 0-0 ③ G4-3	3	0	1	0	1	1	1
64 Casey McGehee, R (7, PR) OBP: 0.273, SLG: 0.300 (8, 5)										1	0	0	0	0	0	1
Jacque Jones, L (1, 9) OBP: 0.333, SLG: 0.400	x 0-0 2B	x 0-0 ② F8			x 0-0 ③ G3		x 0-0 ③ FC4-6 1-2f			4	0	1	0	0	0	3
27 Buck Coats, L (8, 7) OBP: 0.457, SLG: 0.500										0	0	0	0	0	0	0
Michael Barrett, R (1, 2) OBP: 0.290, SLG: 0.467	x 0-0 ② P4	x 0-0 ③ P4				x 0-0 ① F8		SSS 0-3 ① K2-3		3	0	0	0	0	0	2
49 Carlos Marmol, R (7, 1)										0	0	0	0	0	0	0
48 Neal Cotts, L (8, 1)										0	0	0	0	0	0	0
32 Daryle Ward, L (8, PH) OBP: 0.160, SLG: 0.250										1	0	0	0	0	1	0
60 Les Walrond, L (9, 1)										0	0	0	0	0	0	0
Mark DeRosa, R (1, 4) OBP: 0.344, SLG: 0.259	x 0-0 ③ L6			x 0-0 ① L8		x 0-0 BB 1B		BBBB 4-0 BB		3	0	1	0	1	0	1
Cesar Izturis, S (1, 6) OBP: 0.519, SLG: 0.400		x 0-0 ① G6-3		BBBB 4-0 53 SH3 BB		BBBB 4-0 12 FC6-4 1-2 BB		SSS 0-3 ② K		1	0	0	0	2	0	0
Tomas Perez, S (8, 6) OBP: 0.407, SLG: 0.364										1	0	0	0	0	1	1
53 Rich Hill, L (1, 1)		x 0-0 ② G5-3		x 0-0 ② SH3 1-2		x 0-0 ② P3		x 0-0 ③ P6		1	0	0	0	0	0	0
13 Will Ohman, L (6, 1)										0	0	0	0	0	0	0
74 Jake Fox, R (6, PH) OBP: 0.571, SLG: 1.167 (7, 2)										2	0	0	0	0	0	3
Inning Stats	R: 3 H: 3 E: 0 LOB: 1 K: 0 BB: 1 S: 6 P: 10	R: 0 H: 1 E: 0 LOB: 1 K: 0 BB: 0 S: 4 P: 4	R: 0 H: 1 E: 0 LOB: 1 K: 1 BB: 0 S: 6 P: 6	R: 0 H: 0 E: 0 LOB: 1 K: 0 BB: 1 S: 3 P: 7	R: 0 H: 0 E: 0 LOB: 1 K: 0 BB: 1 S: 3 P: 7	R: 0 H: 1 E: 0 LOB: 2 K: 0 BB: 1 S: 4 P: 8	R: 0 H: 1 E: 0 LOB: 1 K: 0 BB: 0 S: 4 P: 4	R: 0 H: 0 E: 0 LOB: 1 K: 2 BB: 1 S: 7 P: 11	R: 0 H: 1 E: 0 LOB: 1 K: 1 BB: 0 S: 6 P: 6	1B: 5 2B: 2 3B: 0 HR: 1	SF: 0 SAC: 1 DP: 0 HBP: 0						

livebaseballscorecards.com

AB	34
R	3
H	8
RBI	3
BB	5
SO	4
LOB	18

PITCHER		IP	WLS	BF	H	R	ER	SO	BB	IBB	HBP	BLK	WP	HR	S	P	ERA	WHIP
54 Tim Stauffer, R ERA: 4.5	(1, 1)	1.0		7	3	3	3	0	1	0	0	0	0	1	6	10	27.00	4.000
39 Mike Thompson, R ERA: 3.38	(2, 1)	3.0		12	2	0	0	1	1	0	0	0	0	0	13	17	0.00	1.000
58 Andrew Brown, R ERA: 18.69	(5, 1)	1.0	W	4	0	0	0	0	1	0	0	0	0	0	3	7	0.00	1.000
40 Royce Ring, L ERA: 2.57	(6, 1)	1.0	H	5	1	0	0	0	1	0	0	0	0	0	4	8	0.00	2.000
21 Heath Bell, R ERA: 1.5	(7, 1)	1.0	H	4	1	0	0	0	0	0	0	0	0	0	4	4	0.00	1.000
79 Aaron Rakers, R ERA: 2.7	(8, 1)	1.0	H	4	0	0	0	2	1	0	0	0	0	0	7	11	0.00	1.000
56 Scott Cassidy, R ERA: 9.64	(9, 1)	1.0		4	1	0	0	1	0	0	0	0	0	0	6	6	0.00	1.000

Chicago Cubs @ Los Angeles Angels

Tempe Diablo Stadium, Tempe, AZ

Sun Mar 18 2007, 4:05 PM EDT

Att. 8,310 - Partly Cloudy - 91 F

TOP

Batter		1	2	3	4	5	6	7	8	9	AB	R	H	RBI	BB	SO	LOB
12 Alfonso Soriano, R OBP: 0.333, SLG: 0.486	(1, 8)	F9		K			F9			F9	4	0	0	0	0	1	1
2 Ryan Theriot, R OBP: 0.413, SLG: 0.439	(1, 4)	1B (15 K2-3, 15 S)			F8		G1-3			BB	3	0	1	0	1	0	1
15 Cliff Floyd, L OBP: 0.357, SLG: 0.583	(1, 10)	K2-3 (1-3)			G4-3			F9		G4-3	4	0	0	0	0	1	2
16 Aramis Ramirez, R OBP: 0.405, SLG: 0.636	(1, 5)	K			K2-3						3	0	0	0	0	2	1
64 Casey McGehee, R OBP: 0.273, SLG: 0.300	(7, 5)							F9			0	0	0	0	0	0	0
32 Daryle Ward, L OBP: 0.143, SLG: 0.222	(1, 3)		F8			F7		K			3	0	0	0	0	1	0
19 Matt Murton, R OBP: 0.362, SLG: 0.564	(1, 7)		G4-3			F7			G6-3		3	0	0	0	0	0	0
17 Felix Pie, L OBP: 0.409, SLG: 0.375	(1, 9)		G6-3			K			F7		3	0	0	0	0	1	0
24 Henry Blanco, R OBP: 0.095, SLG: 0.095	(1, 2)			P4			L7				2	0	0	0	0	0	0
61 Koyie Hill, S OBP: 0.385, SLG: 0.500	(7, 2)								F8		1	0	0	0	0	0	0
Cesar Izturis, S OBP: 0.517, SLG: 0.409	(1, 6)			G6-3			1B				2	0	1	0	0	0	0
5 Ronny Cedeno, R OBP: 0.350, SLG: 0.400	(7, 6)									K	1	0	0	0	0	1	0

livebaseballscorecards.com

AB	29
R	0
H	2
RBI	0
BB	1
SO	7
LOB	5

Inning Stats

Inning	R	E	K	S	H	LOB	BB	P
1	0	0	2	8	1	1	0	8
2	0	0	0	3	0	0	0	3
3	0	0	1	5	0	0	0	5
4	0	0	1	5	0	0	0	5
5	0	0	1	5	0	0	0	5
6	0	0	0	4	1	1	0	4
7	0	0	1	5	0	0	0	5
8	0	0	0	3	0	0	0	3
9	0	0	1	5	0	1	1	9

1B: 2	SF: 0	WP: 0	PA: 30
2B: 0	SAC: 0	PB: 0	
3B: 0	DP: 0	SB: 1	
HR: 0	HBP: 0	CS: 0	

PITCHER		IP	WLS	BF	H	R	ER	SO	BB	IBB	HBP	BLK	WP	HR	S	P	ERA	WHIP
41 John Lackey, R ERA: 0.73	(1, 1)	6.0	W	20	2	0	0	5	0	0	0	0	0	0	30	30	0.00	0.333
Francisco Rodríguez, R ERA: 4.5	(7, 1)	1.0		3	0	0	0	1	0	0	0	0	0	0	5	5	0.00	0.000
Darren Oliver, L ERA: 3.38	(8, 1)	2.0		7	0	0	0	1	1	0	0	0	0	0	8	12	0.00	0.500

PITCHER	IP	WLS	BF	H	R	ER	SO	BB	IBB	HBP	BLK	WP	HR	S	P	ERA	WHIP

Batter	1	2	3	4	5	6	7	8	9	AB	R	H	RBI	BB	SO	LOB
24 Gary Matthews, S (1, 8) OBP: 0.343, SLG: 0.485	F7	FC4-2 CS 3-H			F8		27 L8 G5-3 1B			4	0	1	0	0	0	1
13 Nathan Haynes, L (7, PR) OBP: 0.385, SLG: 0.417 (8, 8)										0	0	0	0	0	0	0
Orlando Cabrera, R (1, 6) OBP: 0.371, SLG: 0.379	K	1 SAFE CS 1-2	F8		F8		G5-3 1-2			4	0	0	0	0	1	1
Dallas Morris, R (8, 5)										0	0	0	0	0	0	0
27 Vladimir Guerrero, R (1, 9) OBP: 0.273, SLG: 0.419	HBP		1B		G6-3		L8 2-3			3	0	1	0	0	0	2
Jordan Renz, R (8, 9)										0	0	0	0	0	0	0
16 Garret Anderson, L (1, 7) OBP: 0.435, SLG: 0.684	G3		F7			G4-3	G1-3			2	0	0	0	0	0	2
19 Curtis Pride, L (6, 7) OBP: 0.190, SLG: 0.200										2	0	0	0	0	0	2
Casey Kotchman, L (1, 3) OBP: 0.364, SLG: 0.600		32 1B 47 1B 9 3B 1B	G3-1			47 1B 2B		G5-3		4	2	2	0	0	0	1
Baltazar Lopez, L (9, 3)										0	0	0	0	0	0	0
47 Howie Kendrick, R (1, 4) OBP: 0.455, SLG: 0.756		32 1B 9 3B 1-2 1B		5 G4-3 1B		5 E 2-H 1B		F8		4	1	3	1	0	0	0
37 Ryan Mount, L (9, 4)										0	0	0	0	0	0	0
5 Jeff Mathis, R (1, 2) OBP: 0.222, SLG: 0.382		F7		G4-3 1-2		E9 1-3 1B		G6-3		3	0	1	0	0	0	3
Bobby Wilson, R (8, PH) OBP: 0.267, SLG: 0.154 (9, 2)										1	0	0	0	0	0	0
32 Brandon Wood, R (1, 10) OBP: 0.292, SLG: 0.458		9 3B 1-2 2-3 1B		K		K				3	1	1	0	0	2	3
9 Chone Figgins, S (1, 5) OBP: 0.424, SLG: 0.600		24 FC4-2 1-H 2-H 3-H 3B		K		G1-3				3	0	1	3	0	1	3
P.J. Phillips, R (8, 6)										0	0	0	0	0	0	0
Inning Stats	R: 0 E: 0 K: 1 S: 5 H: 0 LOB: 1 BB: 0 P: 6	R: 3 E: 0 K: 0 S: 6 H: 4 LOB: 0 BB: 0 P: 6	R: 0 E: 0 K: 0 S: 4 H: 1 LOB: 1 BB: 0 P: 4	R: 0 E: 0 K: 2 S: 8 H: 1 LOB: 1 BB: 0 P: 8	R: 0 E: 0 K: 0 S: 3 H: 0 LOB: 0 BB: 0 P: 3	R: 1 E: 1 K: 1 S: 8 H: 3 LOB: 2 BB: 0 P: 8	R: 0 E: 0 K: 0 S: 4 H: 1 LOB: 2 BB: 0 P: 4	R: 0 E: 0 K: 0 S: 3 H: 0 LOB: 0 BB: 0 P: 3		1B: 8 2B: 1 3B: 1 HR: 0	SF: 0 SAC: 0 DP: 0 HBP: 1					

BOTTOM

Chicago Cubs @ Los Angeles Angels

Tempe Diablo Stadium, Tempe, AZ

Sun Mar 18 2007, 4:05 PM EDT

Att. 8,310 - Partly Cloudy - 91 F

livebaseballscorecards.com

AB	33
R	4
H	10
RBI	4
BB	0
SO	4
LOB	18

WP: 0 PB: 0 SB: 0 CS: 1 PA: 35

PITCHER	IP	WLS	BF	H	R	ER	SO	BB	IBB	HBP	BLK	WP	HR	S	P	ERA	WHIP
38 Carlos Zambrano, R (1, 1) ERA: 3.68	5.2	L	26	9	4	4	4	0	0	1	0	0	0	33	34	6.35	1.588
47 Scott Eyre, L (6, 1) ERA: 4.5	1.1		5	1	0	0	0	0	0	0	0	0	0	5	5	0.00	0.750
Hector Almonte, R (8, 1) ERA:	1.0		3	0	0	0	0	0	0	0	0	0	0	3	3	0.00	0.000

PITCHER	IP	WLS	BF	H	R	ER	SO	BB	IBB	HBP	BLK	WP	HR	S	P	ERA	WHIP

Chicago Cubs @ Milwaukee Brewers

Maryvale Baseball Park, Phoenix, AZ

Mon Mar 19 2007, 4:05 PM EDT

Att. 5,476 - Sunny - 83 F

TOP

livebaseballscorecards.com

Batter	1	2	3	4	5	6	7	8	9	AB	R	H	RBI	BB	SO	LOB
17 Felix Pie, L (1, 9) OBP: 0.420, SLG: 0.435 88 Jesus Valdez, R (9, 9)	0-0 HR 1B	0-0 G5-4-3 1B		0-0 G5-3 ①	0-0 32 2B 3B		0-3 K ②		0-0 F9 ②	6 0	2 0	3 0	0 0	0 0	1 0	1 0
Mark DeRosa, R (1, 4) OBP: 0.405, SLG: 0.276 Joe Simokaitis, R (7, PR) (7, 4)	0-0 1-2 HR 1B	0-0 ① ② G5-4-3 1-2f		BBBB 4-0 32 2B 1B BB	BBB 4-0 32 2B BB		BBBB 4-0 E E BB		SSS 0-3 ③ K 1-2	2 1	3 1	1 0	0 0	3 0	0 1	1 1
Jacque Jones, L (1, 8) OBP: 0.341, SLG: 0.475 85 Sam Fuld, L (7, 7) OBP: 1.000, SLG: 1.000	0-0 1-H 2-H HR	0-0 ③ F8		0-0 32 2B 1-2 1B	SSS 0-3 ② K		S 1 SAFE X 0-1 E5 1-H			5 0	2 0	2 0	3 0	0 0	1 0	2 0
32 Daryle Ward, L (1, 3) OBP: 0.182, SLG: 0.313 24 Henry Blanco, R (7, 3) OBP: 0.095, SLG: 0.095	0-0 E3 G1-3 5 58 1B 1B		0-0 ① G3	0-0 5 1B 1-H 2-H SF8 2B	0-0 1-H 3-H 2B		SSC 0-3 ③ K			5 0	2 0	2 0	4 0	0 0	1 0	1 0
19 Matt Murton, R (1, 7) OBP: 0.353, SLG: 0.524 45 Sean Marshall, L (5, 1) 74 Jake Fox, R (6, 2) OBP: 0.533, SLG: 1.077	0-0 ① F8		SSS 0-3 ② K	BBBB 4-0 5 1B BB	0-0 ③ G4-3			SSC 0-3 ① K		3 0 1	0 0 0	0 0 0	0 0 0	1 0 0	1 0 1	2 0 0
5 Ronny Cedeno, R (1, 6) OBP: 0.378, SLG: 0.410	0-0 1-2 58 G1-3 1B 1B		BBBB 4-0 58 WP E BB	0-0 1-2 2-3 1B		0-0 ① P5		0-0 ② G6-3		4	1	2	0	1	0	0
Tomas Perez, S (1, 5) OBP: 0.344, SLG: 0.308	0-0 ② G1-3 1-2 2-3	0-0 E5 58 WP 1-2	0-0 ② SF8 3-H			0-0 ② P6		0-0 ③ F8		4	0	0	1	0	0	3
58 Geovany Soto, R (1, 2) OBP: 0.438, SLG: 0.692 54 Ryan O'Malley, R (6, 1) 44 Roberto Novoa, R (8, 1) 57 Rocky Cherry, R (9, 1)	0-0 2-H 3-H 1B	BBBB 4-0 1-2 2-3 BB	SSS 0-3 ③ K			SSS 0-3 ③ K			0-0 ① F7	3 0 1 0	0 0 0 0	1 0 0 0	2 0 0 0	1 0 0 0	2 0 0 0	2 0 0 0
73 Sean Gallagher, R (1, 1) Clay Rapada, R (4, 1) Mark Reed, L (5, PH) 29 Ángel Pagán, S (5, 7) OBP: 0.350, SLG: 0.188 (7, 8)	SSS 0-3 ③ K	SSS 0-3 ③ K			0-0 ① G5-3		0-0 ① F8		BBBB 4-0 S BB	2 0 1 1	0 0 0 0	0 0 0 0	0 0 0 1	0 0 0 0	2 0 0 0	4 0 0 0
Inning Stats	R: 5 E: 1 K: 1 S: 11 H: 5 LOB: 1 BB: 0 P: 11	R: 0 E: 0 K: 0 S: 3 H: 1 LOB: 0 BB: 0 P: 3	R: 0 E: 1 K: 2 S: 8 H: 0 LOB: 3 BB: 2 P: 16	R: 3 E: 0 K: 1 S: 8 H: 3 LOB: 2 BB: 2 P: 16	R: 2 E: 0 K: 1 S: 7 H: 2 LOB: 1 BB: 1 P: 11	R: 0 E: 0 K: 1 S: 5 H: 0 LOB: 0 BB: 0 P: 5	R: 1 E: 2 K: 2 S: 9 H: 0 LOB: 1 BB: 1 P: 13	R: 0 E: 0 K: 1 S: 5 H: 0 LOB: 0 BB: 0 P: 5	R: 0 E: 0 K: 1 S: 5 H: 0 LOB: 1 BB: 1 P: 9	1B: 7 2B: 2 3B: 1 HR: 1 SF: 1 SAC: 0 DP: 1 HBP: 0						

	AB	39
	R	11
	H	11
	RBI	10
	BB	7
	SO	10
	LOB	17

WP: 1 PB: 0 SB: 1 CS: 0 PA: 47

PITCHER		IP	WLS	BF	H	R	ER	SO	BB	IBB	HBP	BLK	WP	HR	S	P	ERA	WHIP
76 Yovani Gallardo, R ERA: 7.27	(1, 1)	1.0	L	9	5	5	3	1	0	0	0	0	0	1	11	11	27.00	5.000
13 Zach Jackson, L ERA: 5.06	(2, 1)	2.1		14	3	3	3	2	4	0	0	0	1	0	14	30	11.57	3.000
62 Grant Balfour, R ERA: 13.5	(4, 1)	1.0		6	2	2	2	1	1	0	0	0	0	0	7	11	18.00	3.000
60 Joe Thatcher, L ERA:	(5, 1)	0.2		3	1	0	0	1	0	0	0	0	0	0	5	5	0.00	1.500
68 Corey Thurman, R ERA: 6.23	(6, 1)	1.0		3	0	0	0	1	0	0	0	0	0	0	5	5	0.00	0.000

PITCHER		IP	WLS	BF	H	R	ER	SO	BB	IBB	HBP	BLK	WP	HR	S	P	ERA	WHIP
Dennis Sarfate, R ERA: 12.15	(7, 1)	1.0		5	0	1	0	2	1	0	0	0	0	0	9	13	0.00	1.000
Matt Wise, R ERA: 10.8	(8, 1)	1.0		3	0	0	0	1	0	0	0	0	0	0	5	5	0.00	0.000
59 Derrick Turnbow, R ERA:	(9, 1)	1.0		4	0	0	0	1	1	0	0	0	0	0	5	9	0.00	1.000

Chicago Cubs @ Milwaukee Brewers

Maryvale Baseball Park, Phoenix, AZ

Mon Mar 19 2007, 4:05 PM EDT

Att. 5,476 - Sunny - 83 F

livebaseballscorecards.com

BOTTOM

Batter	1	2	3	4	5	6	7	8	9	AB	R	H	RBI	BB	SO	LOB
23 Rickie Weeks Jr., R (1, 4) OBP: 0.362, SLG: 0.350	G6-3		BB		K		F8		P5	2	0	0	0	1	1	1
Craig Counsell, L (7, 6) OBP: 0.316, SLG: 0.306										2	0	0	0	0	0	0
7 J.J. Hardy, R (1, 6) OBP: 0.277, SLG: 0.348	F8		G5-3 2-3f		G6-4-3 1-2f		P2			3	0	0	0	0	0	3
8 Vinny Rottino, R (7, 3) OBP: 0.292, SLG: 0.386										1	0	0	0	0	0	0
28 Prince Fielder, L (1, 3) OBP: 0.567, SLG: 0.846	G4-3			2 HR BB		2B 75 HR HBP		G3-1		1	2	0	0	1	0	0
55 JD Closser, S (7, 2) OBP: 0.458, SLG: 0.667										1	0	0	0	0	0	0
2 Bill Hall, R (1, 8) OBP: 0.420, SLG: 0.714		G4-3		1-H HR		F8		22 E 1B		3	1	1	2	0	0	1
Brady Clark, R (7, 7) OBP: 0.316, SLG: 0.306										1	0	1	0	0	0	0
Johnny Estrada, S (1, 2) OBP: 0.463, SLG: 0.659		G3		1B G5-4-3 2B		1-3 75 HR 2B		E4 1-2		3	2	2	0	0	0	0
22 Tony Gwynn Jr., L (7, 8) OBP: 0.394, SLG: 0.433										1	0	0	0	0	0	1
Geoff Jenkins, L (1, 7) OBP: 0.474, SLG: 0.583		P6		G5-4-3 2-3 1B		G1-3		F7		3	0	1	0	0	0	2
Hernan Iribarren, L (7, 4) OBP: 0.525, SLG: 0.647										1	0	0	0	0	0	2
Kevin Mench, R (1, 9) OBP: 0.471, SLG: 0.467			9 G1-3 13 2B 1B	G5-4-3 1-2f 3-H		2-H 3-H HR		P4		2	1	1	0	0	0	1
68 Corey Thurman, R (6, 1)										0	0	0	0	0	0	0
75 Ryan Braun, R (6, PH) OBP: 0.405, SLG: 0.912										2	1	1	3	0	0	2
(7, 5)																
9 Tony Graffanino, R (1, 5) OBP: 0.267, SLG: 0.367			G1-3 1-2	G1-3		P6			L6	3	0	0	0	0	0	1
Dennis Sarfate, R (7, 1)										0	0	0	0	0	0	0
Matt Wise, R (8, 1)										0	0	0	0	0	0	0
59 Derrick Turnbow, R (9, 1)										0	0	0	0	0	0	0
18 Gabe Gross, L (9, PH) OBP: 0.462, SLG: 0.636										1	0	0	0	0	0	0
76 Yovani Gallardo, R (1, 1) OBP: 0.667, SLG: 0.500										0	0	0	0	0	0	0
13 Zach Jackson, L (2, 1) OBP: 0.333, SLG: 0.667										1	0	1	1	0	0	0
62 Grant Balfour, R (4, 1)										0	0	0	0	0	0	0
60 Joe Thatcher, L (5, 1)										0	0	0	0	0	0	0
1 Corey Hart, R (5, PH) OBP: 0.390, SLG: 0.486			7 G5-3 2-H 2B		7 G6-4-3 1B		G5-3		F9	3	0	1	0	0	0	0
(6, 9)																
Inning Stats	R: 0 E: 0 K: 0 S: 3 H: 0 LOB: 0 BB: 0 P: 3	R: 0 E: 0 K: 0 S: 3 H: 0 LOB: 0 BB: 0 P: 3	R: 1 E: 0 K: 0 S: 4 H: 2 LOB: 1 BB: 1 P: 8	R: 3 E: 0 K: 0 S: 5 H: 3 LOB: 0 BB: 1 P: 9	R: 0 E: 0 K: 1 S: 5 H: 1 LOB: 0 BB: 0 P: 5	R: 3 E: 0 K: 0 S: 5 H: 2 LOB: 0 BB: 0 P: 6	R: 0 E: 0 K: 0 S: 3 H: 0 LOB: 0 BB: 0 P: 3	R: 0 E: 1 K: 0 S: 5 H: 1 LOB: 2 BB: 0 P: 5	R: 0 E: 0 K: 0 S: 3 H: 0 LOB: 0 BB: 0 P: 3	1B: 4 2B: 3 3B: 0 HR: 2	SF: 0 SAC: 0 DP: 3 HBP: 1						WP: 0 PB: 0 SB: 0 CS: 0	PA: 37

	AB	34
	R	7
	H	9
	RBI	6
	BB	2
	SO	1
	LOB	14

PITCHER		IP	WLS	BF	H	R	ER	SO	BB	IBB	HBP	BLK	WP	HR	S	P	ERA	WHIP
73 Sean Gallagher, R ERA: 7.71	(1, 1)	3.0	W	13	3	3	3	0	2	0	0	0	0	1	11	19	9.00	1.667
Clay Rapada, L ERA: 13.5	(4, 1)	1.0		4	2	1	1	0	0	0	0	0	0	0	4	4	9.00	2.000
45 Sean Marshall, L ERA:	(5, 1)	1.0		3	1	0	0	1	0	0	0	0	0	0	5	5	0.00	1.000
54 Ryan O'Malley, L ERA: 7.71	(6, 1)	2.0		9	2	3	3	0	0	0	1	0	0	1	8	9	13.50	1.000
44 Roberto Novoa, R ERA: 11.57	(8, 1)	1.0		5	1	0	0	0	0	0	0	0	0	0	5	5	0.00	1.000

PITCHER		IP	WLS	BF	H	R	ER	SO	BB	IBB	HBP	BLK	WP	HR	S	P	ERA	WHIP
57 Rocky Cherry, R ERA: 1.13	(9, 1)	1.0		3	0	0	0	0	0	0	0	0	0	0	3	3	0.00	0.000

Seattle Mariners @ Chicago Cubs

Hohokam Park, Mesa, AZ

Mon Mar 19 2007, 4:05 PM EDT

Att. 8,625 - Partly Cloudy - 83 F

TOP

livebaseballscorecards.com

Batter	1	2	3	4	5	6	7	8	9	AB	R	H	RBI	BB	SO	LOB
16 Willie Bloomquist, R (1, 4) OBP: 0.480, SLG: 0.543 Christopher Minaker, R (7, 4)	G1-3		7 E 7 1B; 29 HR; 1B	F9			G3		K	4 1	1 0	1 0	0 0	0 0	0 1	1 0
7 Jeremy Reed, L (1, 8) OBP: 0.229, SLG: 0.283 Josh Womack, L (7, 8)	E7; 12 1B		E4; 29 HR; 1-3; 1B		K		K			4 0	2 0	1 0	0 0	0 0	2 0	0 0
29 Adrian Beltré, R (1, 5) OBP: 0.382, SLG: 0.613 Erick Monzon, R (5, 5)	12 1B; HBP		1-H; 3-H; HR		G5-3		K			2 1	1 0	1 0	3 0	0 0	0 1	0 0
Ben Broussard, L (1, 3) OBP: 0.389, SLG: 0.426 58 Cha Seung Baek, R (8, 1)	P5		K		2B			F7		4 0	0 0	1 0	0 0	0 0	1 0	2 0
12 Michael Morse, R (1, 9) OBP: 0.227, SLG: 0.293 (8, 3)	1-2; 2-H; 1B		G1-3		F8			2B		4	0	2	1	0	0	1
Tony Torcato, L (1, 7) OBP: 0.318, SLG: 0.381	P6		G3			G6-3		G5-3		4	0	0	0	0	0	3
30 René Rivera, R (1, 2) OBP: 0.350, SLG: 0.235 37 Justin Lehr, R (6, 1) 91 Michael Saunders, L (8, PH) OBP: 0.500, SLG: 0.500 (8, 9)		63 B5-6-4; 1B		67 SH3-4; 1B		G6-3		K		3 0 1	0 0 0	2 0 0	0 0 0	0 0 0	0 0 1	0 0 1
1 Gookie Dawkins, R (1, 6) OBP: 0.235, SLG: 0.471		F7		K		1B			K	4	0	1	0	0	2	2
63 Ryan Feierabend, L (1, 1) 67 Renee Cortez, R (3, 1) 31 Aaron Small, R (4, 1) 68 Luis Oliveros, R (6, PH) (6, 2)		B5-6-4; 1-2f		SH3-4; 1-2		F7			F7	1 0 0 2	0 0 0 0	0 0 0 0	0 0 0 0	0 0 0 0	0 0 0 0	1 0 0 1
Inning Stats	R: 1 E: 1 K: 0 S: 6 H: 1 LOB: 2 BB: 0 P: 7	R: 0 E: 0 K: 0 S: 3 H: 1 LOB: 0 BB: 0 P: 3	R: 3 E: 1 K: 1 S: 8 H: 3 LOB: 0 BB: 0 P: 8	R: 0 E: 0 K: 1 S: 6 H: 1 LOB: 1 BB: 0 P: 6	R: 0 E: 0 K: 1 S: 6 H: 1 LOB: 1 BB: 0 P: 6	R: 0 E: 0 K: 0 S: 4 H: 1 LOB: 1 BB: 0 P: 4	R: 0 E: 0 K: 2 S: 7 H: 0 LOB: 0 BB: 0 P: 7	R: 0 E: 0 K: 1 S: 6 H: 1 LOB: 1 BB: 0 P: 6	R: 0 E: 0 K: 2 S: 7 H: 0 LOB: 0 BB: 0 P: 7	1B: 6 2B: 2 3B: 0 HR: 1 SF: 0 SAC: 1 DP: 1 HBP: 1							

	AB	35
	R	4
	H	9
	RBI	4
	BB	0
	SO	8
	LOB	12

WP: 0 PB: 0 SB: 0 CS: 0 PA: 37

PITCHER		IP	WLS	BF	H	R	ER	SO	BB	IBB	HBP	BLK	WP	HR	S	P	ERA	WHIP
52 Wade Miller, R ERA: 5.11	(1, 1)	3.1	W	17	6	4	3	2	0	0	1	0	0	1	21	22	8.10	1.800
Bob Howry, R ERA: 5.63	(4, 1)	1.2		6	1	0	0	1	0	0	0	0	0	0	8	8	0.00	0.600
48 Neal Cotts, L ERA: 7.2	(6, 1)	2.0		7	1	0	0	2	0	0	0	0	0	0	11	11	0.00	0.500
60 Les Walrond, L ERA: 2.25	(8, 1)	1.0		4	1	0	0	1	0	0	0	0	0	0	6	6	0.00	1.000
43 Michael Wuertz, R ERA:	(9, 1)	1.0		3	0	0	0	2	0	0	0	0	0	0	7	7	0.00	0.000

PITCHER	IP	WLS	BF	H	R	ER	SO	BB	IBB	HBP	BLK	WP	HR	S	P	ERA	WHIP

Seattle Mariners @ Chicago Cubs

Hohokam Park, Mesa, AZ

Mon Mar 19 2007, 4:05 PM EDT

Att. 8,625 - Partly Cloudy - 83 F

livebaseballscorecards.com

BOTTOM

Batter	1	2	3	4	5	6	7	8	9	AB	R	H	RBI	BB	SO	LOB
12 Alfonso Soriano, R (1, 8) OBP: 0.372, SLG: 0.575 67 Chris Walker, S (4, PR) OBP: 0.222, SLG: 0.125 (5, 8)	HR K		2 E 1B	25 1B 2 1B BB		K		E5 G3 76 1B		3 2	2 1	2 0	1 0	1 0	1 1	2 0
2 Ryan Theriot, R (1, 4) OBP: 0.451, SLG: 0.565 Dylan Johnston, L (6, PR) (7, 4)	25 1B 2B	G5-3	E4 3B	25 1B 1B		25 2B 2B		G3		5 1	2 1	4 0	3 0	0 0	0 0	0 1
25 Derrek Lee, R (1, 3) OBP: 0.537, SLG: 0.795 76 Micah Hoffpauir, L (6, PR) OBP: 0.450, SLG: 0.765 (7, 3)	16 HR 1B	16 1B HR 1B	G6-3	1B		64 1B 2B		64 1B 1B		5 1	2 0	4 1	3 1	0 0	0 0	0 0
16 Aramis Ramirez, R (1, 5) OBP: 0.415, SLG: 0.703 64 Casey McGehee, R (5, 5) OBP: 0.385, SLG: 0.417	HR	HR 1B	P4	F9		61 1B		1B		4 2	2 0	2 2	2 0	0 0	0 0	3 0
Michael Barrett, R (1, 2) OBP: 0.314, SLG: 0.647 61 Koyie Hill, S (6, 2) OBP: 0.333, SLG: 0.417	P6	HR		HR	P6	SAFE K		F6		4 2	2 0	2 0	4 0	0 0	0 1	0 5
15 Cliff Floyd, L (1, 7) OBP: 0.444, SLG: 0.600 66 Tyler Colvin, L (5, PR) OBP: 0.278, SLG: 0.444 (6, 7)	FC1-6 27 BB 52 1B 1B	G1-3		FC4-6 27 1B 2 1B BB	82 1B 1B		K K	K		3 2	2 0	2 0	0 0	1 0	0 2	0 2
27 Buck Coats, L (1, 9) OBP: 0.450, SLG: 0.472	FC1-6 BB	G5-3		FC4-6 1B	F9		K			4	0	1	0	1	1	1
Cesar Izturis, S (1, 6) OBP: 0.500, SLG: 0.400 82 Carlos R Rojas, R (5, 6) OBP: 1.000, SLG: 1.000	FC1-6 52 1B		2 E 12 1B 1B	FC4-6 2 1B 12 BB 25 1B	1B		1B			3 2	2 0	1 2	0 0	0 0	0 0	4 0
52 Wade Miller, R (1, 1) OBP: 0.500, SLG: 0.500 Bob Howry, L (4, 1) 38 Carlos Zambrano, S (5, PH) OBP: 0.333, SLG: 0.833 48 Neal Cotts, L (6, 1) Chris Robinson, R (7, PH) 60 Les Walrond, L (8, 1) 43 Michael Wuertz, R (9, 1)	1B		K	L7	K2-3		L6			2 1 1 0 1 0 0 0	0 0 0 0 0 0 0 0	1 0 0 0 0 0 0 0	1 0 0 0 0 0 0 0	0 0 0 0 0 0 0 0	1 0 1 0 0 0 0 0	1 2 2 0 1 0 0 0
Inning Stats	R: 5 E: 0 K: 1 S: 11 H: 6 LOB: 2 BB: 1 P: 15	R: 3 E: 0 K: 0 S: 6 H: 3 LOB: 0 BB: 0 P: 6	R: 3 E: 1 K: 1 S: 8 H: 3 LOB: 0 BB: 0 P: 8	R: 3 E: 0 K: 0 S: 7 H: 4 LOB: 3 BB: 2 P: 15	R: 0 E: 0 K: 1 S: 7 H: 2 LOB: 2 BB: 0 P: 7	R: 1 E: 0 K: 2 S: 9 H: 3 LOB: 2 BB: 0 P: 9	R: 0 E: 0 K: 2 S: 8 H: 1 LOB: 1 BB: 0 P: 8	R: 1 E: 1 K: 1 S: 8 H: 2 LOB: 2 BB: 0 P: 8		1B: 16 2B: 3 3B: 1 HR: 4		SF: 0 SAC: 0 DP: 0 HBP: 0		WP: 0 PB: 0 SB: 0 CS: 0	PA: 51	

	AB	R	H	RBI	BB	SO	LOB
AB	48						
R		16					
H			24				
RBI				15			
BB					3		
SO						8	
LOB							24

PITCHER		IP	WLS	BF	H	R	ER	SO	BB	IBB	HBP	BLK	WP	HR	S	P	ERA	WHIP
63 Ryan Feierabend, L ERA: 8.0	(1, 1)	2.0	L	16	9	8	8	1	1	0	0	0	0	3	17	21	36.00	5.000
67 Renee Cortez, R ERA: 6.75	(3, 1)	1.0		6	3	3	3	1	0	0	0	0	0	0	8	8	27.00	3.000
31 Aaron Small, R ERA: 9.0	(4, 1)	2.0		14	6	3	3	1	2	0	0	0	0	1	14	22	13.50	4.000
37 Justin Lehr, R ERA: 9.0	(6, 1)	2.0		9	4	1	1	4	0	0	0	0	0	0	17	17	4.50	2.000
58 Cha Seung Baek, R ERA: 10.0	(8, 1)	1.0		6	2	1	0	1	0	0	0	0	0	0	8	8	0.00	2.000

PITCHER	IP	WLS	BF	H	R	ER	SO	BB	IBB	HBP	BLK	WP	HR	S	P	ERA	WHIP

Chicago Cubs @ Colorado Rockies

US West Sports Complex, Hi Corbett Field, Tucson, AZ

Tue Mar 20 2007, 4:05 PM EDT

Att. 6,023 - Cloudy - 75 F

TOP

livebaseballscorecards.com

Batter	1	2	3	4	5	6	7	8	9	AB	R	H	RBI	BB	SO	LOB
12 Alfonso Soriano, R (1, 8) OBP: 0.370, SLG: 0.628 17 Felix Pie, L (7, PH) OBP: 0.404, SLG: 0.417 (7, 8)	HR	K			G6-3		K2-3		K	3 2	1 0	1 0	1 0	0 0	1 2	1 2
Cesar Izturis, S (1, 6) OBP: 0.486, SLG: 0.393 5 Ronny Cedeno, R (7, 6) OBP: 0.391, SLG: 0.425	F7	G4-6-3 1-2f			1B			71 BB 29 BB 1B		3 1	0 0	1 1	0 0	0 0	0 0	1 0
29 Ángel Pagán, S (1, 9) OBP: 0.375, SLG: 0.263	16 1B 32 1B 2B		F7		F9			BB 1-2 71 BB		3	1	1	0	1	0	1
16 Aramis Ramirez, R (1, 5) OBP: 0.409, SLG: 0.675 Tomas Perez, S (7, 5) OBP: 0.333, SLG: 0.296	WP 32 1B 2-3 1B		G1-3			F8		F7		3 1	0 0	1 0	0 0	0 0	0 2	0 2
32 Daryle Ward, L (1, 3) OBP: 0.194, SLG: 0.314 46 Ryan Dempster, R (6, 1) 13 Will Ohman, L (7, 1) 71 James Adduci, L (8, PH) 37 Angel Guzman, R (8, 1)	WP 1-2 3-H 1B		F8			F7		61 G4-6-3 1-2 2-3 BB		3 0 0 0 0	0 0 0 0 0	1 0 0 0 0	1 0 0 0 0	0 0 0 1 0	0 0 0 0 0	0 0 0 0 0
Michael Barrett, R (1, 2) OBP: 0.342, SLG: 0.639 61 Koyie Hill, S (7, 2) OBP: 0.313, SLG: 0.385	BB 1-2 2-3			G6-4-3 1B		G5-3		G4-6-3 1-2f		2 1	0 0	1 0	0 0	1 0	0 0	0 3
Mark DeRosa, R (1, 4) OBP: 0.415, SLG: 0.281	K			G6-4-3 1-2f			BB 27 FC6-4		1B	3	0	1	0	1	1	4
27 Buck Coats, L (1, 7) OBP: 0.409, SLG: 0.425	P6			G1-3			FC6-4 1-2f		K	4	0	0	0	0	1	5
30 Ted Lilly, L (1, 1) OBP: 0.500, SLG: 0.500 76 Micah Hoffpauir, L (6, 3) OBP: 0.409, SLG: 0.684		G4-6-3 1B			F9		F7		F7	2 2	0 0	1 0	0 0	0 0	0 0	0 2
Inning Stats	R: 2 E: 0 K: 1 S: 9 H: 4 LOB: 3 BB: 1 P: 13	R: 0 E: 0 K: 1 S: 5 H: 1 LOB: 0 BB: 0 P: 5	R: 0 E: 0 K: 0 S: 3 H: 0 LOB: 0 BB: 0 P: 3	R: 0 E: 0 K: 0 S: 3 H: 1 LOB: 0 BB: 0 P: 3	R: 0 E: 0 K: 0 S: 4 H: 1 LOB: 1 BB: 0 P: 4	R: 0 E: 0 K: 0 S: 3 H: 0 LOB: 0 BB: 0 P: 3	R: 0 E: 0 K: 1 S: 5 H: 0 LOB: 1 BB: 1 P: 9	R: 0 E: 0 K: 0 S: 3 H: 1 LOB: 2 BB: 2 P: 11	R: 0 E: 0 K: 2 S: 8 H: 1 LOB: 1 BB: 0 P: 8	1B: 7 2B: 1 3B: 0 HR: 1 SF: 0 SAC: 0 DP: 3 HBP: 0						WP: 1 PB: 0 SB: 0 CS: 0 PA: 37	

	AB	33
	R	2
	H	9
	RBI	2
	BB	4
	SO	5
	LOB	21

PITCHER		IP	WLS	BF	H	R	ER	SO	BB	IBB	HBP	BLK	WP	HR	S	P	ERA	WHIP
50 Brian Lawrence, R ERA: 4.5	(1, 1)	5.0	W	21	7	2	2	2	1	0	0	0	1	1	24	28	3.60	1.600
38 Ubaldo Jiménez, R ERA: 2.45	(6, 1)	4.0	S	16	2	0	0	3	3	0	0	0	0	0	19	31	0.00	1.250

PITCHER		IP	WLS	BF	H	R	ER	SO	BB	IBB	HBP	BLK	WP	HR	S	P	ERA	WHIP

BOTTOM

Chicago Cubs @ Colorado Rockies

US West Sports Complex, Hi Corbett Field, Tucson, AZ

Tue Mar 20 2007, 4:05 PM EDT

Att. 6,023 - Cloudy - 75 F

livebaseballscorecards.com

Batter	1	2	3	4	5	6	7	8	9	AB	R	H	RBI	BB	SO	LOB
3 Willy Taveras, R (1, 8) OBP: 0.462, SLG: 0.429	0-0 17 S 1B	0-0 ③ L9		0-0 27 1B 1-2 2-3 1B		0-0 BB 1B		0-0 ② F8		3	0	2	0	0	0	3
21 Steve Finley, L (6, 8) OBP: 0.344, SLG: 0.484 (8, 7)										2	0	1	0	0	0	0
Jamey Carroll, R (1, 4) OBP: 0.175, SLG: 0.114	0-0 ① F8		0-0 ① G6-3	0-0 ② SF8 2-3 3-H		BBBB 4-0 47 G1-6-3 1-2 BB		0-0 ③ G4-3		2	0	0	1	0	0	1
Omar Quintanilla, L (6, 4) OBP: 0.333, SLG: 0.480										1	0	0	0	1	0	0
27 Garrett Atkins, R (1, 5) OBP: 0.375, SLG: 0.553	0-0 ② L9		0-0 ② G6-3	0-0 1-2 3-H 1B		0-0 ②③ G1-6-3 1-2f				3	0	1	1	0	0	1
47 John Mabry, L (6, 3) OBP: 0.440, SLG: 0.727										1	0	0	0	0	0	2
17 Todd Helton, L (1, 3) OBP: 0.452, SLG: 0.586	C 0-1 ③ F7 1-2		0-0 ③ G5-3	0-0 ③ G4-3			0-0 ① F7			3	0	0	0	0	0	3
18 Cory Sullivan, L (6, 7) OBP: 0.344, SLG: 0.419 (8, 8)										1	0	0	0	0	0	0
5 Matt Holliday, R (1, 7) OBP: 0.450, SLG: 0.714		0-0 2 1B 11 1B 1B		BBBB 4-0 2 WP 2 2B BB	0-0 11 G6-3 2B		BBBB 4-0 2 E BB			2	1	2	0	1	0	0
67 Erick Almonte, R (6, 5) OBP: 0.500, SLG: 0.455										0	0	0	0	1	0	0
11 Brad Hawpe, L (1, 9) OBP: 0.381, SLG: 0.775	0-0 2 1B 1-2 1B			0-0 ① F7	0-0 ① G6-3 2-3		SSS 0-3 ② K			3	0	1	0	0	0	2
38 Ubaldo Jiménez, R (6, 1)										1	0	0	0	0	1	1
2 Troy Tulowitzki, R (1, 6) OBP: 0.410, SLG: 0.500	0-0 1-2 2-3 1B			B 1-0 8 1B 1-H 2B	0-0 ② G5-3		0-0 FC4 8 FC6-4 1-2			4	1	2	1	0	0	2
8 Yorvit Torrealba, R (1, 2) OBP: 0.280, SLG: 0.320	0-0 ① P6			0-0 3 1B 50 BB SF8 2-H 1B	0-0 ③ F9		0-0 ③ FC6-4 1-2f			4	1	1	1	0	0	6
50 Brian Lawrence, R (1, 1) 10 Jeff Baker, R (6, 9) OBP: 0.316, SLG: 0.595	CCC 0-3 ② K			BBBB 4-0 3 SF8 1B 27 1B 1-2 BB		0-0 ① G6-3		CCC 0-3 ① K		1	1	0	0	1	1	3
										2	0	0	0	0	1	0
Inning Stats	R: 0 E: 0 K: 0 S: 5 H: 1 LOB: 1 BB: 0 P: 5	R: 0 E: 0 K: 1 S: 8 H: 3 LOB: 3 BB: 0 P: 8	R: 0 E: 0 K: 0 S: 3 H: 0 LOB: 0 BB: 0 P: 3	R: 4 E: 0 K: 0 S: 7 H: 4 LOB: 2 BB: 2 P: 16	R: 0 E: 0 K: 0 S: 4 H: 1 LOB: 1 BB: 0 P: 4	R: 0 E: 0 K: 0 S: 3 H: 1 LOB: 1 BB: 1 P: 7	R: 0 E: 1 K: 1 S: 6 H: 0 LOB: 2 BB: 1 P: 10	R: 0 E: 0 K: 1 S: 5 H: 0 LOB: 0 BB: 0 P: 5		1B: 8 2B: 2 3B: 0 HR: 0 SF: 1 SAC: 0 DP: 1 HBP: 0						

	AB	33
	R	4
	H	10
	RBI	4
	BB	4
	SO	3
	LOB	24

WP: 1 PB: 0 SB: 1 CS: 0 PA: 38

PITCHER		IP	WLS	BF	H	R	ER	SO	BB	IBB	HBP	BLK	WP	HR	S	P	ERA	WHIP
30 Ted Lilly, L ERA: 3.95	(1, 1)	5.0	L	26	9	4	4	1	2	0	0	0	1	0	27	36	7.20	2.200
46 Ryan Dempster, R ERA: 1.8	(6, 1)	1.0		4	1	0	0	0	1	0	0	0	0	0	3	7	0.00	2.000
13 Will Ohman, L ERA: 4.5	(7, 1)	1.0		5	0	0	0	1	1	0	0	0	0	0	6	10	0.00	1.000
37 Angel Guzman, R ERA: 5.91	(8, 1)	1.0		3	0	0	0	1	0	0	0	0	0	0	5	5	0.00	0.000

PITCHER	IP	WLS	BF	H	R	ER	SO	BB	IBB	HBP	BLK	WP	HR	S	P	ERA	WHIP

Texas Rangers @ Chicago Cubs

Hohokam Park, Mesa, AZ

Wed Mar 21 2007, 4:05 PM EDT

Att. 11,674 - Sunny - 75 F

TOP

Batter	1	2	3	4	5	6	7	8	9	AB R H RBI BB SO LOB
28 Matt Kata, S (1, 8) OBP: 0.487, SLG: 0.667	0-1 G4-3	0-0 F8		0-0 27 BB 1B 2-3		4-0 27 1B 5 SF8 BB	0-3 K		1-1 1 BB 5 1B 1B	5 2 2 0 1 1 3
27 Frank Catalanotto, L (1, 7) OBP: 0.314, SLG: 0.323; Rick Bauer, R (6, 1); 53 Joaquín Benoit, R (7, 1); 1 Desi Relaford, S (9, PH) OBP: 0.357, SLG: 0.455; 22 Marlon Byrd, R (9, PR) OBP: 0.381, SLG: 0.417; 85 Jesse Ingram, R (9, 1)	0-0 L9	0-0 F8		4-0 5 G5-4-3 BB 1-2		0-0 23 BB 1B 1-3	0-3 K		4-2 5 1B 5 1B BB 1-2	3 0 1 0 1 0 0; 1 0 0 0 0 1 3; 0 0 0 0 0 0 0; 0 0 0 0 1 0 0; 0 0 0 0 0 0 0; 0 0 0 0 0 0 0
5 Ian Kinsler, R (1, 4) OBP: 0.429, SLG: 0.711	0-0 23 1B 1B		0-0 G5-3	0-0 G5-4-3 1-2f		0-0 SF8 3-H		0-0 16 S 17 1B 1B	0-2 1B 1-H 2-H	5 0 3 2 0 0 3
23 Mark Teixeira, S (1, 3) OBP: 0.310, SLG: 0.357	0-0 21 FC5-4 1B 1-3		0-0 9 F8 2B		0-3 K	4-0 BB 1-2		0-3 K		4 0 2 0 1 2 1
21 Sammy Sosa, R (1, 9) OBP: 0.415, SLG: 0.744; 17 Nelson Cruz, R (6, PH) (6, 9) OBP: 0.345, SLG: 0.654	0-0 FC5-4 1-2f		0-0 1B		0-0 G6-3	0-0 P6		0-0 16 S 1B 1-2		3 0 1 0 0 0 2; 2 0 1 0 0 0 2
9 Hank Blalock, L (1, 5) OBP: 0.359, SLG: 0.281; 2 Drew Meyer, L (5, 5) OBP: 0.480, SLG: 0.429		4-0 15 HR BB	0-0 F8 2-3		0-0 15 HR 2B		4-0 12 BB 16 BB FC5-2 BB	0-0 F7		2 2 1 0 1 0 2; 1 0 0 0 1 0 2
15 Gerald Laird, R (1, 2) OBP: 0.515, SLG: 0.885; 16 Guillermo Quiroz, R (7, PH) (7, 2) OBP: 0.308, SLG: 0.583		0-0 HR 1-H	0-3 K		0-0 HR 2-H		4-0 FC5-2 12 BB BB 1-2	0-3 K 1-2 2-3		3 2 2 4 0 1 2; 1 0 0 0 1 1 2
12 Ramón Vázquez, L (1, 6) OBP: 0.368, SLG: 0.515		0-0 HR		4-0 28 1B 45 SH1-4 BB	0-3 K		4-0 FC5-2 BB 1-2 2-3		0-3 K	3 1 1 1 2 2 0
45 Jamey Wright, R (1, 1); 84 Randy Williams, L (4, 1); Craig Gentry, R (6, PH); Freddy Guzman, S (6, 7) OBP: 0.238, SLG: 0.300		0-3 K		0-0 SH1-4 1-2		0-3 K	0-0 FC5-2 1-2 2-3 3-Hf		0-0 G3-1	1 0 0 0 0 1 0; 0 0 0 0 0 0 0; 1 0 0 0 0 1 0; 2 0 0 0 0 0 3
Inning Stats	R: 0 E: 0 K: 0 S: 6 H: 2 LOB: 2 BB: 0 P: 6	R: 3 E: 0 K: 1 S: 7 H: 2 LOB: 0 BB: 1 P: 11	R: 0 E: 0 K: 1 S: 7 H: 2 LOB: 2 BB: 0 P: 7	R: 0 E: 0 K: 0 S: 3 H: 1 LOB: 2 BB: 2 P: 11	R: 2 E: 0 K: 2 S: 9 H: 2 LOB: 0 BB: 0 P: 9	R: 1 E: 0 K: 1 S: 6 H: 1 LOB: 2 BB: 2 P: 14	R: 0 E: 0 K: 2 S: 7 H: 0 LOB: 3 BB: 3 P: 19	R: 0 E: 0 K: 2 S: 9 H: 2 LOB: 2 BB: 0 P: 9	R: 1 E: 0 K: 1 S: 13 H: 2 LOB: 2 BB: 1 P: 18	1B: 9 2B: 2 3B: 0 HR: 3 SF: 1 SAC: 1 DP: 1 HBP: 0

AB	37
R	7
H	14
RBI	7
BB	9
SO	10
LOB	25

WP: 0 PB: 0 SB: 2 CS: 0 PA: 48

livebaseballscorecards.com

PITCHER		IP	WLS	BF	H	R	ER	SO	BB	IBB	HBP	BLK	WP	HR	S	P	ERA	WHIP
Jason Marquis, R ERA: 4.5	(1, 1)	5.0		26	9	5	5	4	3	0	0	0	0	3	32	44	9.00	2.400
57 Rocky Cherry, R ERA: 2.0	(6, 1)	1.0		6	1	1	1	1	2	0	0	0	0	0	6	14	9.00	3.000
44 Roberto Novoa, R ERA: 11.57	(7, 1)	0.0		3	0	0	0	0	3	0	0	0	0	0	0	12	∞	∞
47 Scott Eyre, L ERA: 3.86	(7, 1)	1.0		3	0	0	0	2	0	0	0	0	0	0	7	7	0.00	0.000
60 Les Walrond, L ERA: 2.0	(8, 1)	1.0	H	5	2	0	0	2	0	0	0	0	0	0	9	9	0.00	2.000

PITCHER		IP	WLS	BF	H	R	ER	SO	BB	IBB	HBP	BLK	WP	HR	S	P	ERA	WHIP
43 Michael Wuertz, R ERA: 3.0	(9, 1)	1.0	W	5	2	1	1	1	1	0	0	0	0	0	13	18	9.00	3.000

Texas Rangers @ Chicago Cubs

Hohokam Park, Mesa, AZ

Wed Mar 21 2007, 4:05 PM EDT

Att. 11,674 - Sunny - 75 F

BOTTOM

Batter	1	2	3	4	5	6	7	8	9	AB	R	H	RBI	BB	SO	LOB
12 Alfonso Soriano, R (1, 8)	K	L7		G4-3		2 G6-3 2 S 1B	1-3 2-H 1B		1-H 2-H 3-H HR	4	0	1	0	0	1	2
32 Daryle Ward, L (7, 3) OBP: 0.237, SLG: 0.432										2	1	2	5	0	0	0
2 Ryan Theriot, R (1, 4) OBP: 0.446, SLG: 0.560	25 1B 2B	G6-3 1-2 2-3		25 S BB		G6-3 1-3	G4-3			4	1	1	0	1	0	5
60 Les Walrond, L (8, 1)										0	0	0	0	0	0	0
43 Michael Wuertz, R (9, 1)										0	0	0	0	0	0	0
25 Derrek Lee, R (1, 3) OBP: 0.533, SLG: 0.791	15 1B 2-H 1B	2-H 3-H 2B		F8 1-2		K		G1-3		4	0	2	3	0	1	2
44 Roberto Novoa, R (7, 1)										0	0	0	0	0	0	0
47 Scott Eyre, L (7, 1)										0	0	0	0	0	0	0
82 Gary Cates, R (8, 4)										1	0	0	0	0	0	0
15 Cliff Floyd, L (1, 7) OBP: 0.455, SLG: 0.579	FC4-6 1-2 1B	G6-3		F9			HR 1B	K		4	0	2	0	0	0	2
29 Ángel Pagán, S (7, PR) (8, 9) OBP: 0.360, SLG: 0.250										1	1	0	0	0	1	0
Jacque Jones, L (1, 9) OBP: 0.356, SLG: 0.568	F8		5 SH5-4 2B		P5		1-H HR	K		4	1	2	2	0	0	2
27 Buck Coats, L (8, 7) OBP: 0.400, SLG: 0.415										1	0	0	0	0	1	0
Mark DeRosa, R (1, 5) OBP: 0.444, SLG: 0.314	FC4-6 1-2f		5 SH5-4 BB		5 FC3-4-6 1B		5 CS 1B		5 E 5 SH 32 HR 1B	3	0	2	0	1	0	2
Tomas Perez, S (8, 5) OBP: 0.353, SLG: 0.321										1	1	1	0	0	0	0
5 Ronny Cedeno, R (1, 6) OBP: 0.408, SLG: 0.429		24 1B 1B	SH5-4 1-2 2-3		FC3-4-6 1-2f		61 1B 32 1B 1-2 BB		SH 61 IBB 32 HR 1-3	2	3	1	0	1	0	1
24 Henry Blanco, R (1, 2) OBP: 0.125, SLG: 0.125		2 G6-3 25 2B 1B 1-3	G5-3		F7		32 1B 1-2		32 HR 1-2 IBB	3	1	1	0	0	0	3
61 Koyie Hill, S (7, 2) OBP: 0.389, SLG: 0.429										1	1	1	0	1	0	0
Jason Marquis, L (1, 1) OBP: 0.250, SLG: 0.250		2 G6-3 25 2B 1B 1-2 3-H	K			K	F5		F7	2	1	1	1	0	1	2
57 Rocky Cherry, R (6, 1)										0	0	0	0	0	0	0
17 Felix Pie, L (6, PH) (7, 8) OBP: 0.382, SLG: 0.392										3	0	0	0	0	1	5

Inning Stats										
	R: 1 E: 0 K: 1 S: 8	H: 3 LOB: 2 BB: 0 P: 8	R: 3 E: 0 K: 0 S: 7	H: 4 LOB: 1 BB: 0 P: 7	R: 0 E: 0 K: 1 S: 6	H: 1 LOB: 2 BB: 1 P: 10	R: 0 E: 0 K: 0 S: 3	H: 0 LOB: 1 BB: 1 P: 9	R: 0 E: 0 K: 0 S: 4	H: 1 LOB: 1 BB: 0 P: 4
	R: 0 E: 0 K: 2 S: 8	H: 1 LOB: 1 BB: 0 P: 9	R: 3 E: 0 K: 0 S: 7	H: 5 LOB: 2 BB: 1 P: 11	R: 0 E: 0 K: 2 S: 7	H: 0 LOB: 0 BB: 0 P: 7	R: 4 E: 1 K: 0 S: 4	H: 2 LOB: 0 BB: 1 P: 8	1B: 12 2B: 3 3B: 0 HR: 2	SF: 0 SAC: 2 DP: 0 HBP: 0

PITCHER	IP	WLS	BF	H	R	ER	SO	BB	IBB	HBP	BLK	WP	HR	S	P	ERA	WHIP
45 Jamey Wright, R (1, 1) ERA: 4.63	3.1		20	8	4	4	2	2	0	0	0	0	0	22	31	10.80	3.000
84 Randy Williams, L (4, 1) ERA:	1.2		6	1	0	0	0	0	0	0	0	0	0	6	7	0.00	0.600
Rick Bauer, R (6, 1) ERA: 15.63	1.2	B	11	6	3	3	2	1	0	0	0	0	1	14	19	16.20	4.200
53 Joaquín Benoit, R (7, 1) ERA:	1.1		4	0	0	0	2	0	0	0	0	0	0	8	8	0.00	0.000
85 Jesse Ingram, R (9, 1) ERA: 21.6	0.1	L	5	2	4	4	0	0	1	0	0	0	1	4	8	108.00	6.000

PITCHER	IP	WLS	BF	H	R	ER	SO	BB	IBB	HBP	BLK	WP	HR	S	P	ERA	WHIP

AB	40
R	11
H	17
RBI	11
BB	4
SO	6
LOB	26

WP: 0 PA: 46
PB: 0
SB: 2
CS: 1

livebaseballscorecards.com

Batter	1	2	3	4	5	6	7	8	9	AB	R	H	RBI	BB	SO	LOB
29 Ángel Pagán, S (1, 8) OBP: 0.333, SLG: 0.227	F8		F7							2	0	0	0	0	0	1
2 Ryan Theriot, R (1, 4) OBP: 0.448, SLG: 0.558	25 S 1B		G1-3							2	0	1	0	0	0	1
25 Derrek Lee, R (1, 3) OBP: 0.532, SLG: 0.800	L7 (1-2)			2B						2	0	1	0	0	0	1
16 Aramis Ramirez, R (1, 5) OBP: 0.391, SLG: 0.643	F9			F8						2	0	0	0	0	0	2
Jacque Jones, L (1, 9) OBP: 0.340, SLG: 0.543		G4-1		L8						2	0	0	0	0	0	1
Michael Barrett, R (1, 2) OBP: 0.325, SLG: 0.605		L8		G6-3						2	0	0	0	0	0	1
19 Matt Murton, R (1, 7) OBP: 0.340, SLG: 0.500		G4-3			G1-3					2	0	0	0	0	0	0
Cesar Izturis, S (1, 6) OBP: 0.459, SLG: 0.367			G6-3		F8					2	0	0	0	0	0	0
22 Mark Prior, R (1, 1) OBP: 1.000, SLG: 1.000			1B		G3-1					1	0	1	0	0	0	0
27 Buck Coats, L (5, PH) OBP: 0.391, SLG: 0.405										1	0	0	0	0	0	0
53 Rich Hill, L (5, 1)										0	0	0	0	0	0	0
Inning Stats	R: 0 E: 0 K: 0 S: 4 H: 1 LOB: 1 BB: 0 P: 5	R: 0 E: 0 K: 0 S: 3 H: 0 LOB: 0 BB: 0 P: 3	R: 0 E: 0 K: 0 S: 4 H: 1 LOB: 1 BB: 0 P: 4	R: 0 E: 0 K: 0 S: 4 H: 1 LOB: 1 BB: 0 P: 4	R: 0 E: 0 K: 0 S: 3 H: 0 LOB: 0 BB: 0 P: 3					1B: 2 2B: 1 3B: 0 HR: 0			SF: 0 SAC: 0 DP: 0 HBP: 0			

TOP

Chicago Cubs @ San Diego Padres

Peoria Stadium, Peoria, AZ

Thu Mar 22 2007, 4:05 PM EDT
Att. 9,043 - Partly Cloudy - 73 F

livebaseballscorecards.com

AB	18
R	0
H	3
RBI	0
BB	0
SO	0
LOB	7

WP: 0 PB: 0 SB: 1 CS: 0 PA: 18

PITCHER	IP	WLS	BF	H	R	ER	SO	BB	IBB	HBP	BLK	WP	HR	S	P	ERA	WHIP
Greg Maddux, R (1, 1) ERA: 1.8	5.0	W	18	3	0	0	0	0	0	0	0	0	0	18	19	0.00	0.600

PITCHER	IP	WLS	BF	H	R	ER	SO	BB	IBB	HBP	BLK	WP	HR	S	P	ERA	WHIP

Batter	1	2	3	4	5	6	7	8	9	AB	R	H	RBI	BB	SO	LOB
22 Marcus Giles, R (1, 4) OBP: 0.353, SLG: 0.529	P6	G1-3			1B					3	0	1	0	0	0	1
24 Brian Giles, L (1, 9) OBP: 0.340, SLG: 0.512	F7		L9		K					3	0	0	0	0	1	1
23 Adrián González, L (1, 3) OBP: 0.438, SLG: 0.651	28 1B, 1B, 1B		BB		F7					2	1	1	0	1	0	1
28 Josh Bard, S (1, 2) OBP: 0.429, SLG: 0.645	1-3, 3 1B, 1B, 1B		F7		K					3	0	1	0	0	1	2
Mike Cameron, R (1, 8) OBP: 0.333, SLG: 0.400	1-2, 3-H, 3 1B, 1B		1-2, BB							1	0	1	1	1	0	0
3 Khalil Greene, R (1, 6) OBP: 0.390, SLG: 0.756	1-2, 2-H, 1B		K							2	0	1	0	0	1	2
5 Kevin Kouzmanoff, R (1, 5) OBP: 0.442, SLG: 0.694		K		L7						2	0	0	0	0	1	0
8 Terrmel Sledge, L (1, 7) OBP: 0.306, SLG: 0.617		G3-1		L8						2	0	0	0	0	0	0
Greg Maddux, R (1, 1)		E5		K						2	0	0	0	0	1	0
Inning Stats	R: 1 E: 0 K: 0 S: 6 H: 4 LOB: 2 BB: 0 P: 6	R: 0 E: 1 K: 1 S: 6 H: 0 LOB: 1 BB: 0 P: 6	R: 0 E: 0 K: 1 S: 7 H: 0 LOB: 2 BB: 2 P: 15	R: 0 E: 0 K: 1 S: 5 H: 0 LOB: 0 BB: 0 P: 5	R: 0 E: 0 K: 2 S: 8 H: 1 LOB: 1 BB: 0 P: 8					1B: 5 2B: 0 3B: 0 HR: 0	SF: 0 SAC: 0 DP: 0 HBP: 0					

PITCHER		IP	WLS	BF	H	R	ER	SO	BB	IBB	HBP	BLK	WP	HR	S	P	ERA	WHIP
22 Mark Prior, R ERA: 9.82	(1, 1)	4.0	L	18	4	1	1	3	2	0	0	0	0	0	24	32	2.25	1.500
53 Rich Hill, L ERA: 4.09	(5, 1)	1.0		4	1	0	0	2	0	0	0	0	0	0	8	8	0.00	1.000

PITCHER	IP	WLS	BF	H	R	ER	SO	BB	IBB	HBP	BLK	WP	HR	S	P	ERA	WHIP

BOTTOM

Chicago Cubs @ San Diego Padres

Peoria Stadium, Peoria, AZ

Thu Mar 22 2007, 4:05 PM EDT
Att. 9,043 - Partly Cloudy - 73 F

livebaseballscorecards.com

AB	20
R	1
H	5
RBI	1
BB	2
SO	5
LOB	7

1B: 5 SF: 0
2B: 0 SAC: 0
3B: 0 DP: 0
HR: 0 HBP: 0

WP: 0 PA: 22
PB: 0
SB: 0
CS: 0

Batter	1	2	3	4	5	6	7	8	9	AB	R	H	RBI	BB	SO	LOB
2 Randy Winn, S (1, 9) OBP: 0.352, SLG: 0.490	F7		G3		1-3 2B		G3-1			4	0	1	0	0	0	1
13 Omar Vizquel, S (1, 6) OBP: 0.354, SLG: 0.511	E8 1B		1B		P6			G3-1		4	0	2	0	0	0	2
50 Eliezer Alfonzo, R (8, 2) OBP: 0.294, SLG: 0.267										0	0	0	0	0	0	0
Ryan Klesko, L (1, 3) OBP: 0.385, SLG: 0.440	F7		G3			F7		P4		3	0	0	0	0	0	2
28 Lance Niekro, R (6, 3) OBP: 0.389, SLG: 0.606										1	0	0	0	0	0	0
Pedro Feliz, R (1, 5) OBP: 0.316, SLG: 0.545	K			G5-3		P5		1 2B 1B		4	1	1	0	0	1	1
43 Tomas De La Rosa, R (8, 6) OBP: 0.355, SLG: 0.556										0	0	0	0	0	0	0
1 Bengie Molina, R (1, 2) OBP: 0.250, SLG: 0.333		K		K		HBP		1-H 2B		3	0	1	1	0	2	0
68 Justin Leone, R (8, PR) OBP: 0.320, SLG: 0.150										0	0	0	0	0	0	0
(8, 5)																
Todd Linden, S (1, 8) OBP: 0.478, SLG: 0.583				K		G6-3		G3-1		3	0	0	0	0	1	1
41 Brad Hennessey, R (6, 1)		G4-3								0	0	0	0	0	0	0
56 Chad Santos, L (8, PH) OBP: 0.417, SLG: 0.714										1	0	0	0	0	0	1
53 Jonathan Sánchez, L (8, 1)										0	0	0	0	0	0	0
19 Kevin Frandsen, R (1, 4) OBP: 0.361, SLG: 0.434		WP 3B			G3-1		P6		G1-3	4	1	1	0	0	0	0
Jason Ellison, R (1, 7) OBP: 0.519, SLG: 0.553		P3 3-H			F8		9 G3-1 2B		G1-3	4	0	1	0	0	0	0
(6, 8)																
51 Noah Lowry, R (1, 1)			K		2 2B BB		G3-1 2-3		K	1	0	0	0	1	1	0
9 Mark Sweeney, L (6, 7) OBP: 0.216, SLG: 0.235										2	0	0	0	0	1	1
Inning Stats	R: 0 E: 1 K: 1 S: 6 H: 1 LOB: 1 BB: 0 P: 6	R: 1 E: 0 K: 1 S: 6 H: 1 LOB: 0 BB: 0 P: 7	R: 0 E: 0 K: 1 S: 6 H: 1 LOB: 1 BB: 0 P: 6	R: 0 E: 0 K: 2 S: 7 H: 0 LOB: 0 BB: 0 P: 7	R: 0 E: 0 K: 0 S: 4 H: 1 LOB: 2 BB: 1 P: 8	R: 0 E: 0 K: 0 S: 3 H: 0 LOB: 1 BB: 0 P: 4	R: 0 E: 0 K: 0 S: 4 H: 1 LOB: 1 BB: 0 P: 4	R: 1 E: 0 K: 0 S: 5 H: 2 LOB: 1 BB: 0 P: 5	R: 0 E: 0 K: 1 S: 5 H: 0 LOB: 0 BB: 0 P: 5	1B: 3 2B: 3 3B: 1 HR: 0	SF: 0 SAC: 0 DP: 0 HBP: 1						

PITCHER	IP	WLS	BF	H	R	ER	SO	BB	IBB	HBP	BLK	WP	HR	S	P	ERA	WHIP
38 Carlos Zambrano, R (1, 1) ERA: 3.05	6.0	W	24	4	1	1	5	1	0	1	0	1	0	32	38	1.50	0.833
34 Kerry Wood, R (7, 1) ERA: 9.0	1.0		4	1	0	0	0	0	0	0	0	0	0	4	4	0.00	1.000
Bob Howry, R (8, 1) ERA: 6.0	1.0		5	2	1	1	0	0	0	0	0	0	0	5	5	9.00	2.000
46 Ryan Dempster, R (9, 1) ERA: 1.5	1.0		3	0	0	0	1	0	0	0	0	0	0	5	5	0.00	0.000

PITCHER	IP	WLS	BF	H	R	ER	SO	BB	IBB	HBP	BLK	WP	HR	S	P	ERA	WHIP

TOP

San Francisco Giants @ Chicago Cubs

Hohokam Park, Mesa, AZ

Fri Mar 23 2007, 4:05 PM EDT
Att. 12,752 - Cloudy - 64 F

livebaseballscorecards.com

AB	34
R	2
H	7
RBI	1
BB	1
SO	6
LOB	9

1B: 3	SF: 0	WP: 1	PA: 36
2B: 3	SAC: 0	PB: 0	
3B: 1	DP: 0	SB: 0	
HR: 0	HBP: 1	CS: 0	

BOTTOM

San Francisco Giants @ Chicago Cubs

Hohokam Park, Mesa, AZ

Fri Mar 23 2007, 4:05 PM EDT

Att. 12,752 - Cloudy - 64 F

livebaseballscorecards.com

Batter	1	2	3	4	5	6	7	8	9	AB	R	H	RBI	BB	SO	LOB
12 Alfonso Soriano, R (1, 8) OBP: 0.364, SLG: 0.569 46 Ryan Dempster, R (9, 1)	K	19 2B 1B		25 2B 1-2 HBP		F8		K 1-2		4 0	0 0	1 0	0 0	0 0	2 0	2 0
19 Matt Murton, R (1, 7) OBP: 0.328, SLG: 0.490	E5 25 G6-4-3	1-3 2B		P3			F9	F8		5	0	1	0	0	0	4
25 Derrek Lee, R (1, 3) OBP: 0.510, SLG: 0.776 32 Daryle Ward, L (8, 3) OBP: 0.237, SLG: 0.432	G6-4-3 1-2f	F9		1-3 2-H 2B			F9			4 0	0 0	1 0	1 0	0 0	0 0	3 0
16 Aramis Ramirez, R (1, 5) OBP: 0.380, SLG: 0.674 Tomas Perez, S (8, 5) OBP: 0.353, SLG: 0.321		F9	G6-3	P4			HR			4 0	1 0	1 0	1 0	0 0	0 0	2 0
Michael Barrett, R (1, 2) OBP: 0.386, SLG: 0.625 24 Henry Blanco, R (8, 2) OBP: 0.125, SLG: 0.125	BB 1B 1B	BB FC4-6			G6-4-3 1B		1B			2 0	1 0	2 0	0 0	2 0	0 0	0 0
Jacque Jones, L (1, 9) OBP: 0.333, SLG: 0.520 Bob Howry, L (8, 1) 17 Felix Pie, L (9, 8) OBP: 0.382, SLG: 0.392	1B 5 HR 1-3 1B	FC4-6 1-2f			K		F8			4 0 0	1 0 0	1 0 0	0 0 0	0 0 0	1 0 0	3 0 0
Mark DeRosa, R (1, 4) OBP: 0.449, SLG: 0.359	5 HR 2-3 3-H 1B	G6-3			G6-4-3 1-2f			5 G3 2B		4	1	2	1	0	0	2
5 Ronny Cedeno, R (1, 6) OBP: 0.415, SLG: 0.489	1-H 3-H HR			12 HBP 25 2B BB		F8		G3 2-3		3	2	1	3	1	0	1
38 Carlos Zambrano, S (1, 1) OBP: 0.222, SLG: 0.556 34 Kerry Wood, R (7, 1) 29 Ángel Pagán, S (8, 9) OBP: 0.357, SLG: 0.227	F8	F9				K		12 S BB		3 0 0	0 0 0	0 0 0	0 0 0	0 0 1	1 0 0	1 0 0
Inning Stats	R: 0 E: 1 K: 1 S: 5 H: 0 LOB: 0 BB: 0 P: 5	R: 4 E: 0 K: 0 S: 8 H: 5 LOB: 2 BB: 1 P: 12	R: 0 E: 0 K: 0 S: 3 H: 0 LOB: 1 BB: 1 P: 7	R: 1 E: 0 K: 0 S: 4 H: 1 LOB: 2 BB: 1 P: 9	R: 0 E: 0 K: 1 S: 5 H: 1 LOB: 0 BB: 0 P: 5	R: 0 E: 0 K: 1 S: 5 H: 0 LOB: 0 BB: 0 P: 5	R: 1 E: 0 K: 0 S: 5 H: 2 LOB: 1 BB: 0 P: 5	R: 0 E: 0 K: 1 S: 6 H: 1 LOB: 2 BB: 1 P: 10		1B: 5 2B: 3 3B: 0 HR: 2	SF: 0 SAC: 0 DP: 2 HBP: 1				WP: 0 PB: 0 SB: 1 CS: 0	PA: 38	

PITCHER		IP	WLS	BF	H	R	ER	SO	BB	IBB	HBP	BLK	WP	HR	S	P	ERA	WHIP
51 Noah Lowry, L ERA: 6.87	(1, 1)	5.0	L	25	7	5	5	2	3	0	1	0	0	1	25	38	9.00	2.000
41 Brad Hennessey, R ERA: 10.38	(6, 1)	2.0		8	2	1	1	1	0	0	0	0	0	1	10	10	4.50	1.000
53 Jonathan Sánchez, L ERA: 9.0	(8, 1)	1.0		5	1	0	0	1	1	0	0	0	0	0	6	10	0.00	2.000

PITCHER	IP	WLS	BF	H	R	ER	SO	BB	IBB	HBP	BLK	WP	HR	S	P	ERA	WHIP

Batter	1	2	3	4	5	6	7	8	9	AB	R	H	RBI	BB	SO	LOB
12 Alfonso Soriano, R (1, 8) OBP: 0.345, SLG: 0.537 17 Felix Pie, L (7, PH) (7, 8) OBP: 0.386, SLG: 0.396	G4-3		F8 2-3		K		1-2 1B		P6	3 2	0 0	0 1	0 0	0 0	1 0	3 0
2 Ryan Theriot, R (1, 7) (6, 4) OBP: 0.435, SLG: 0.571	G4-3		G6-4-3 1-2f			25 SF8 3B	G5-3			4	1	1	0	0	0	4
25 Derrek Lee, R (1, 3) OBP: 0.509, SLG: 0.784	F9			FC5-4 BB		SF8 3-H		29 SH3-1 1B 2B		2	1	1	1	1	0	0
16 Aramis Ramirez, R (1, 5) OBP: 0.396, SLG: 0.729 29 Ángel Pagán, S (6, PR) (6, 9) OBP: 0.357, SLG: 0.227		HR		F7		1B BB		SH3-1 2-3		2 0	1 0	1 0	1 0	0 0	0 0	1 0
Mark DeRosa, R (1, 4) OBP: 0.442, SLG: 0.357 Tomas Perez, S (6, 5) OBP: 0.371, SLG: 0.345		F7		FC5-4 1-2f		15 G6-4-3 1-3 1B		37 SH3-4 3-H 1B		3 1	0 0	1 1	0 1	0 0	0 0	1 0
15 Cliff Floyd, L (1, 9) OBP: 0.400, SLG: 0.500 37 Angel Guzman, R (6, 1) 13 Will Ohman, L (9, 1)		G3		F7		G6-4-3 1-2f		SH3-4 1-2		3 0 0	0 0 0	0 0 0	0 0 0	0 0 0	0 0 0	3 0 0
24 Henry Blanco, R (1, 2) OBP: 0.107, SLG: 0.107		G6-3			G5-3		G4-3	K		4	0	0	0	0	1	1
Cesar Izturis, S (1, 6) OBP: 0.439, SLG: 0.353			12 F8 52 SH 1B		G6-3		G6-3		L5	4	0	1	0	0	0	0
52 Wade Miller, R (1, 1) OBP: 0.600, SLG: 0.800 19 Matt Murton, R (6, 7) OBP: 0.333, SLG: 0.490			SH 2 G6-4-3 1-2		2B		17 1B 1B		K	1 2	0 0	1 1	0 0	0 0	0 1	0 0
Inning Stats	R: 0 E: 0 K: 0 S: 3 H: 0 LOB: 0 BB: 0 P: 3	R: 1 E: 0 K: 0 S: 4 H: 1 LOB: 0 BB: 0 P: 4	R: 0 E: 0 K: 0 S: 4 H: 1 LOB: 1 BB: 0 P: 4	R: 0 E: 0 K: 0 S: 3 H: 0 LOB: 1 BB: 1 P: 7	R: 0 E: 0 K: 1 S: 6 H: 1 LOB: 1 BB: 0 P: 6	R: 1 E: 0 K: 0 S: 4 H: 2 LOB: 2 BB: 1 P: 8	R: 0 E: 0 K: 0 S: 5 H: 2 LOB: 2 BB: 0 P: 5	R: 1 E: 0 K: 1 S: 7 H: 2 LOB: 1 BB: 0 P: 7	R: 0 E: 0 K: 1 S: 5 H: 0 LOB: 0 BB: 0 P: 5	1B: 5 2B: 2 3B: 1 HR: 1	SF: 1 SAC: 3 DP: 2 HBP: 0					

PITCHER	IP	WLS	BF	H	R	ER	SO	BB	IBB	HBP	BLK	WP	HR	S	P	ERA	WHIP
75 Barry Zito, L (1, 1) ERA: 4.24	4.0	L	15	2	1	1	0	1	0	0	0	0	1	14	18	2.25	0.750
David Cortes, R (5, 1) ERA: 2.45	2.0		9	3	1	1	1	1	0	0	0	0	0	10	14	4.50	2.000
54 Scott Munter, R (7, 1) ERA: 5.87	1.0		5	2	0	0	0	0	0	0	0	0	0	5	5	0.00	2.000
38 Brian Wilson, R (8, 1) ERA: 4.82	1.0		5	2	1	1	1	0	0	0	0	0	0	7	7	9.00	2.000
Armando Benitez, R (9, 1) ERA: 1.5	1.0		3	0	0	0	1	0	0	0	0	0	0	5	5	0.00	0.000

PITCHER	IP	WLS	BF	H	R	ER	SO	BB	IBB	HBP	BLK	WP	HR	S	P	ERA	WHIP

TOP

Chicago Cubs @ San Francisco Giants

Scottsdale Stadium, Scottsdale, AZ

Sat Mar 24 2007, 4:05 PM EDT
Att. 11,995 - Partly Cloudy - 64 F

livebaseballscorecards.com

AB	31
R	3
H	9
RBI	3
BB	2
SO	3
LOB	13

BOTTOM

Batter	1	2	3	4	5	6	7	8	9	AB	R	H	RBI	BB	SO	LOB
2 Randy Winn, S (1, 8) OBP: 0.333, SLG: 0.462	x 0-0 G4-3 ①		x 0-0 G4-3 ③			x 0-0 G6-3 ②		C C C 0-3 K ②		3	0	0	0	0	0	0
43 Tomas De La Rosa, R (7, 6) OBP: 0.344, SLG: 0.536										1	0	0	0	0	1	0
13 Omar Vizquel, S (1, 6) OBP: 0.333, SLG: 0.479	S S S 0-3 K ②			x 0-0 G3-1 ①		S S S 0-3 K ③		x 0-0 P6 ③		3	0	0	0	0	2	0
54 Scott Munter, R (7, 1)										0	0	0	0	0	0	0
28 Lance Niekro, R (8, 3) OBP: 0.378, SLG: 0.588										1	0	0	0	0	0	0
Barry Bonds, L (1, 7) OBP: 0.343, SLG: 0.844	C C C 0-3 K ③			C C C 0-3 K ②			x 0-0 L6 ①		x 0-0 G4-3 ①	3	0	0	0	0	2	0
Jason Ellison, R (8, 9) OBP: 0.509, SLG: 0.542										1	0	0	0	0	0	0
Ryan Klesko, L (1, 3) OBP: 0.414, SLG: 0.464		x 0-0 P6 ①		x 0-0 1B			x 0-0 1B		x 0-0 G6-3 ②	3	0	2	0	0	0	0
38 Brian Wilson, R (8, 1)										0	0	0	0	0	0	0
Armando Benitez, R (9, 1)										0	0	0	0	0	0	0
68 Justin Leone, R (9, PH) OBP: 0.308, SLG: 0.143										1	0	0	0	0	0	0
Pedro Feliz, R (1, 5) OBP: 0.311, SLG: 0.525		x 0-0 L5 ②		S S S 0-3 K ③			S S S 0-3 K ②		x 0-0 1B	4	0	1	0	0	2	2
82 Clay Timpner, L (9, PR) OBP: 0.200, SLG: 0.200										0	0	0	0	0	0	0
Todd Linden, S (1, 9) OBP: 0.479, SLG: 0.578		x 0-0 1B			x 0-0 50 G1-6-3 1B		S S S 0-3 K ③		x 0-0 P4 ③	4	0	2	0	0	1	2
(7, 8)																
50 Eliezer Alfonzo, R (1, 2) OBP: 0.250, SLG: 0.222		x 0-0 F7 ③			x 0-0 ① ② G1-6-3 1-2f			x 0-0 F9 ①		3	0	0	0	0	0	2
19 Kevin Frandsen, R (1, 4) OBP: 0.359, SLG: 0.429			S S S 0-3 K ①		x 0-0 F9 ③			x 0-0 9 HR 1B		3	1	1	0	0	1	0
75 Barry Zito, L (1, 1)			x 0-0 G3 ②			x 0-0 2B ①		x 0-0 1-H HR		1	0	0	0	0	0	0
David Cortes, R (5, 1)										0	0	0	0	0	0	0
9 Mark Sweeney, L (6, PH) OBP: 0.256, SLG: 0.389										2	1	2	2	0	0	0
(7, 9)																
(8, 7)																
Inning Stats	R: 0 H: 0 E: 0 LOB: 0 K: 2 BB: 0 S: 7 P: 7	R: 0 H: 1 E: 0 LOB: 1 K: 0 BB: 0 S: 4 P: 4	R: 0 H: 0 E: 0 LOB: 0 K: 1 BB: 0 S: 5 P: 5	R: 0 H: 1 E: 0 LOB: 1 K: 2 BB: 0 S: 8 P: 8	R: 0 H: 1 E: 0 LOB: 0 K: 0 BB: 0 S: 3 P: 3	R: 0 H: 1 E: 0 LOB: 0 K: 1 BB: 0 S: 5 P: 5	R: 0 H: 1 E: 0 LOB: 1 K: 2 BB: 0 S: 8 P: 8	R: 2 H: 2 E: 0 LOB: 0 K: 1 BB: 0 S: 7 P: 7	R: 0 H: 1 E: 0 LOB: 1 K: 0 BB: 0 S: 4 P: 4	1B: 6 SF: 0 2B: 1 SAC: 0 3B: 0 DP: 1 HR: 1 HBP: 0							

PITCHER		IP	WLS	BF	H	R	ER	SO	BB	IBB	HBP	BLK	WP	HR	S	P	ERA	WHIP
52 Wade Miller, R ERA: 3.63	(1, 1)	5.0	W	17	3	0	0	5	0	0	0	0	0	0	27	27	0.00	0.600
37 Angel Guzman, R ERA: 5.79	(6, 1)	3.1	H	13	4	2	2	4	0	0	0	0	0	1	21	21	5.40	1.200
13 Will Ohman, L ERA: 4.15	(9, 1)	0.2	S	3	1	0	0	0	0	0	0	0	0	0	3	3	0.00	1.500

PITCHER	IP	WLS	BF	H	R	ER	SO	BB	IBB	HBP	BLK	WP	HR	S	P	ERA	WHIP

Chicago Cubs @ San Francisco Giants

Scottsdale Stadium, Scottsdale, AZ

Sat Mar 24 2007, 4:05 PM EDT

Att. 11,995 - Partly Cloudy - 64 F

livebaseballscorecards.com

AB	33
R	2
H	8
RBI	2
BB	0
SO	9
LOB	6

WP: 0 PA: 33
PB: 0
SB: 0
CS: 0

Batter	1	2	3	4	5	6	7	8	9	AB	R	H	RBI	BB	SO	LOB
24 Gary Matthews, S (1, 8) OBP: 0.269, SLG: 0.417 77 Reggie Willits, S (6, 9) OBP: 0.386, SLG: 0.297	BBBB 4-0 G5-3 BB	SSS 0-3 ② K	x 0-0 ③ G5-3				SSS 0-3 ③ K			2	0	0	0	1	1	1
										1	0	0	0	0	1	0
Orlando Cabrera, R (1, 6) OBP: 0.320, SLG: 0.318 65 Tommy Murphy, S (6, 8) OBP: 0.286, SLG: 0.487	x 0-0 ① G5-3 1-2	x 0-0 ③ G5-3				x 0-0 ① F8		x 0-0 ① F8		3	0	0	0	0	0	1
										1	0	0	0	0	0	0
27 Vladimir Guerrero, R (1, 9) OBP: 0.255, SLG: 0.356 25 Nick Gorneault, R (6, 7) OBP: 0.452, SLG: 0.621	x 0-0 ② P4			x 0-0 G6-4-3 16 1B 1B		x 0-0 ② G5-3		BBBB 4-0 39 G5-3 39 S BB		3	0	1	0	0	0	1
										0	0	0	0	1	0	0
16 Garret Anderson, L (1, 7) OBP: 0.417, SLG: 0.594 39 Robb Quinlan, R (6, PH) OBP: 0.333, SLG: 0.578 (6, 5)	x 0-0 ③ F9			x 0-0 G6-4-3 1-2 1B		SSS 0-3 ③ K		CX 0-1 ② G5-3 1-3		2	0	1	0	0	0	1
										2	0	0	0	0	1	1
Shea Hillenbrand, R (1, 10) OBP: 0.341, SLG: 0.342 19 Curtis Pride, L (8, PH) OBP: 0.167, SLG: 0.182 (8, 10)		x 0-0 ① G5-3		x 0-0 ① ② G6-4-3 1-2f 2-3			x 0-0 ① F7	SSS 0-3 ③ K		3	0	0	0	0	0	2
										1	0	0	0	0	1	1
Casey Kotchman, L (1, 3) OBP: 0.377, SLG: 0.571 32 Erick Aybar, S (6, 6) OBP: 0.339, SLG: 0.426		x 0-0 1B		x 0-0 ③ G6-3			x 0-0 47 1B G5-3 1B		SSS 0-3 ① K	2	0	1	0	0	0	1
										2	1	1	0	0	1	0
47 Howie Kendrick, R (1, 4) OBP: 0.404, SLG: 0.667 51 Casey Smith, R (7, 4) OBP: 0.200, SLG: 0.200		x 0-0 ② F9			x 0-0 ① G6-3		x 0-0 G5-3 22 HR 1-3 1B		x 0-0 ② G6-3	3	1	1	0	0	0	1
										1	0	0	0	0	0	0
José Molina, R (1, 2) OBP: 0.412, SLG: 0.433 5 Jeff Mathis, R (8, 2) OBP: 0.205, SLG: 0.351		x 0-0 ③ F7			x 0-0 2B		x 0-0 ② G5-3 1-2 3-H		x 0-0 ③ F8	3	0	1	1	0	0	2
										1	0	0	0	0	0	0
6 Maicer Izturis, S (1, 5) OBP: 0.288, SLG: 0.400 22 Kendrys Morales, S (6, 3) OBP: 0.378, SLG: 0.452			SSS 0-3 ① K		SSS 0-3 ② K		x 0-0 2-H HR			2	0	0	0	0	2	1
										1	1	1	2	0	0	0

Inning Stats																								
	R: 0	H: 0	R: 0	H: 1	R: 0	H: 0	R: 0	H: 2	R: 0	H: 1	R: 0	H: 0	R: 3	H: 3	R: 0	H: 0	R: 0	H: 0	1B: 5	SF: 0	WP: 0	PA: 35
	E: 0	LOB: 1	E: 0	LOB: 1	E: 0	LOB: 0	E: 0	LOB: 1	E: 0	LOB: 1	E: 0	LOB: 0	E: 0	LOB: 0	E: 0	LOB: 1	E: 0	LOB: 0	2B: 1	SAC: 0	PB: 0	
	K: 0	BB: 1	K: 0	BB: 0	K: 2	BB: 0	K: 0	BB: 0	K: 1	BB: 0	K: 1	BB: 0	K: 1	BB: 0	K: 1	BB: 1	K: 1	BB: 0	3B: 0	DP: 1	SB: 1	
	S: 3	P: 7	S: 4	P: 4	S: 7	P: 7	S: 4	P: 4	S: 6	P: 6	S: 5	P: 5	S: 8	P: 8	S: 6	P: 10	S: 5	P: 5	HR: 1	HBP: 0	CS: 0	

PITCHER		IP	WLS	BF	H	R	ER	SO	BB	IBB	HBP	BLK	WP	HR	S	P	ERA	WHIP
30 Ted Lilly, L ERA: 2.75	(1, 1)	6.0		22	4	0	0	4	1	0	0	0	0	0	29	33	0.00	0.833
34 Kerry Wood, R ERA: 12.6	(7, 1)	1.0	L	6	3	3	3	1	0	0	0	0	0	1	8	8	27.00	3.000
43 Michael Wuertz, R ERA: 2.25	(8, 1)	1.0		4	0	0	0	1	1	0	0	0	0	0	6	10	0.00	1.000
46 Ryan Dempster, R ERA: 1.29	(9, 1)	1.0		3	0	0	0	1	0	0	0	0	0	0	5	5	0.00	0.000

PITCHER	IP	WLS	BF	H	R	ER	SO	BB	IBB	HBP	BLK	WP	HR	S	P	ERA	WHIP

TOP

Los Angeles Angels @ Chicago Cubs

Hohokam Park, Mesa, AZ

Sun Mar 25 2007, 4:05 PM EDT

Att. 12,727 - Sunny - 74 F

livebaseballscorecards.com

AB	33
R	3
H	7
RBI	3
BB	2
SO	7
LOB	13

Batter	1	2	3	4	5	6	7	8	9	AB	R	H	RBI	BB	SO	LOB
12 Alfonso Soriano, R (1, 8) OBP: 0.328, SLG: 0.509 17 Felix Pie, L (7, 8) OBP: 0.397, SLG: 0.407	K			F8		K		15 BB; 5 SH1-4; 1-2; 1B		3 0 0 0 0 2 1 1 0 1 0 0 0 0						
5 Ronny Cedeno, R (1, 4) OBP: 0.411, SLG: 0.479	G5-3			G4-3		BB; 1-2; 1B		SH1-4; 1-2; 2-3		3 0 1 0 0 0 0						
Jacque Jones, L (1, 9) OBP: 0.333, SLG: 0.500 29 Ángel Pagán, S (8, 9) OBP: 0.379, SLG: 0.227	G4-3			G3		1-2; 2-3; BB		15 BB; BB		2 0 0 0 1 0 0 0 0 0 0 1 0 0						
15 Cliff Floyd, L (1, 10) OBP: 0.414, SLG: 0.600 67 Chris Walker, S (8, PR) OBP: 0.222, SLG: 0.125 (9, 10)		K			HR	P2		32 G3-6-1; 1-2; 2-3; 3-H; BB		3 1 1 2 1 1 3 0 0 0 0 0 0 0						
32 Daryle Ward, L (1, 3) OBP: 0.214, SLG: 0.390		F8			G3-1		G3	G3-6-1; 1-2f		4 0 0 0 0 0 3						
Michael Barrett, R (1, 2) OBP: 0.383, SLG: 0.605 61 Koyie Hill, S (8, 2) OBP: 0.368, SLG: 0.400		F8			19 G4-6-3; 1B		L8		G4-3	3 0 1 0 0 0 0 1 0 0 0 0 0 0						
19 Matt Murton, R (1, 7) OBP: 0.328, SLG: 0.491			G6-3		G4-6-3; 1-2f		2B		G6-3	4 0 1 0 0 0 1						
Mark DeRosa, R (1, 5) OBP: 0.429, SLG: 0.348			F8			BB; 5 1B; 1B	L9		G6-3	4 0 1 0 0 0 1						
Cesar Izturis, S (1, 6) OBP: 0.432, SLG: 0.351			F7			K		5 SH1-4; 17 1B; 15 BB; 1B		3 1 1 0 0 1 1						
Inning Stats	R: 0 H: 0 E: 0 LOB: 0 K: 1 BB: 0 S: 5 P: 5	R: 0 H: 0 E: 0 LOB: 0 K: 1 BB: 0 S: 5 P: 5	R: 0 H: 0 E: 0 LOB: 0 K: 0 BB: 0 S: 3 P: 3	R: 0 H: 0 E: 0 LOB: 0 K: 0 BB: 0 S: 3 P: 3	R: 1 H: 2 E: 0 LOB: 0 K: 0 BB: 0 S: 4 P: 4	R: 0 H: 2 E: 0 LOB: 3 K: 2 BB: 1 S: 9 P: 13	R: 0 H: 1 E: 0 LOB: 1 K: 0 BB: 0 S: 4 P: 4	R: 1 H: 2 E: 0 LOB: 3 K: 0 BB: 2 S: 4 P: 12	R: 0 H: 0 E: 0 LOB: 0 K: 0 BB: 0 S: 3 P: 3	1B: 5 SF: 0 2B: 1 SAC: 1 3B: 0 DP: 2 HR: 1 HBP: 0						

PITCHER	IP	WLS	BF	H	R	ER	SO	BB	IBB	HBP	BLK	WP	HR	S	P	ERA	WHIP
54 Ervin Santana, R (1, 1) ERA: 3.65	6.1	W	23	4	1	1	4	1	0	0	0	0	1	30	34	1.42	0.789
Hector Carrasco, R (7, 1) ERA: 1.93	0.2	H	3	1	0	0	0	0	0	0	0	0	0	3	3	0.00	1.500
33 Justin Speier, R (8, 1) ERA: 5.14	1.0	H	6	2	1	1	0	2	0	0	0	0	0	4	12	9.00	4.000
73 Matt Wilhite, R (9, 1) ERA: 3.48	1.0	S	3	0	0	0	0	0	0	0	0	0	0	3	3	0.00	0.000

PITCHER	IP	WLS	BF	H	R	ER	SO	BB	IBB	HBP	BLK	WP	HR	S	P	ERA	WHIP

BOTTOM

Los Angeles Angels @ Chicago Cubs

Hohokam Park, Mesa, AZ

Sun Mar 25 2007, 4:05 PM EDT
Att. 12,727 - Sunny - 74 F

livebaseballscorecards.com

AB	31
R	2
H	7
RBI	2
BB	3
SO	4
LOB	10

WP: 0 PA: 35
PB: 0
SB: 0
CS: 0

Chicago Cubs @ Los Angeles Angels

Tempe Diablo Stadium, Tempe, AZ

Mon Mar 26 2007, 4:05 PM EDT

Att. 8,845 - Partly Cloudy - 82 F

TOP

livebaseballscorecards.com

Batter	1	2	3	4	5	6	7	8	9	AB	R	H	RBI	BB	SO	LOB
12 Alfonso Soriano, R (1, 8) OBP: 0.318, SLG: 0.475	B S F S 1-3 ① K		B H 2-0 25 2B 16 G6-3 1-2 2-3 HBP		X 0-0 ① G6-3	X 0-0 E5 3-H		C S S 0-3 ① K		4	1	0	0	0	2	1
29 Ángel Pagán, S (8, 8) OBP: 0.379, SLG: 0.227										0	0	0	0	0	0	0
Jacque Jones, L (1, 9) OBP: 0.305, SLG: 0.456	X 0-0 ② G4-3		X 0-0 ① P5		X 0-0 ② G6-3	X 0-0 ③ G4-3		X 0-0 ② G3 2-3		5	0	0	0	0	0	5
25 Derrek Lee, R (1, 3) OBP: 0.517, SLG: 0.804	X 0-0 ③ G5-3		C B C X 1-2 1-3 2-H 3-H 2B		X 0-0 16 2B 1B		X 0-0 16 1B 15 1B 2B	X 0-0 F9		5	2	3	2	0	0	1
16 Aramis Ramirez, R (1, 5) OBP: 0.414, SLG: 0.736		X 0-0 ① G6-3	B X 1-0 ② G6-3 3-H		X 0-0 19 1B 1-H 2B		X 0-0 15 1B 2-3 1B		X 0-0 19 L1-3 1B	5	1	3	2	0	0	1
19 Matt Murton, R (1, 7) OBP: 0.333, SLG: 0.475		X 0-0 ② G5-3	B X 1-0 ③ G4-3		X 0-0 2-H 1B		B B B 4-0 15 1B BB		X 0-0 ① ② L1-3 1-1	4	0	1	1	1	0	2
15 Cliff Floyd, L (1, 10) OBP: 0.412, SLG: 0.567		X 0-0 ③ G4-3		X 0-0 ① L8	X 0-0 ③ F8		X 0-0 24 G6-4-3 1-2 2-3 3-H 1B		X 0-0 5 S 32 1B 1B	5	0	2	1	0	0	1
82 Carlos R Rojas, R (9, PR) OBP: 1.000, SLG: 1.000 (9, 10)										0	0	0	0	0	0	0
5 Ronny Cedeno, R (1, 6) OBP: 0.426, SLG: 0.471			B B C C B B 4-2 24 1B 2 1B BB	X 0-0 ② F7		X 0-0 2 G4-3 24 E 12 E 1B	X 0-0 ① P2		B B B B 4-0 32 1B 1-2 BB	3	2	1	0	2	0	3
24 Henry Blanco, R (1, 2) OBP: 0.156, SLG: 0.156			B C X 1-1 12 HBP 2 1B 25 2B 1-2 1B	X 0-0 1B		X 0-0 FC1 2 G4-3 1-2	X 0-0 ② ③ G6-4-3 1-2f		X 0-0 ③ 1-2 2-H 1B	4	1	2	0	0	0	4
32 Daryle Ward, L (9, PH) OBP: 0.233, SLG: 0.405										1	0	1	0	0	0	0
Mark Reed, L (9, 2)										0	0	0	0	0	0	0
2 Ryan Theriot, R (1, 4) OBP: 0.439, SLG: 0.583			F B X 1-1 12 HBP 25 2B 1-2 2-H 1B	X 0-0 ③ P3		X 0-0 ① ② G4-3 1-2f 2-3		X 0-0 G3 2B		4	1	2	1	0	0	3
Inning Stats	R: 0 E: 0 K: 1 S: 5 H: 0 LOB: 0 BB: 0 P: 6	R: 0 E: 0 K: 0 S: 3 H: 0 LOB: 0 BB: 0 P: 3	R: 4 E: 0 K: 0 S: 12 H: 3 LOB: 1 BB: 1 P: 23	R: 0 E: 0 K: 0 S: 4 H: 1 LOB: 1 BB: 0 P: 4	R: 2 E: 0 K: 0 S: 6 H: 3 LOB: 1 BB: 0 P: 6	R: 1 E: 2 K: 0 S: 5 H: 1 LOB: 1 BB: 0 P: 5	R: 1 E: 0 K: 0 S: 5 H: 3 LOB: 2 BB: 1 P: 9	R: 0 E: 0 K: 1 S: 6 H: 1 LOB: 1 BB: 0 P: 6	R: 0 E: 0 K: 0 S: 4 H: 3 LOB: 2 BB: 1 P: 8	1B: 11 2B: 5 3B: 0 HR: 0 SF: 0 SAC: 0 DP: 3 HBP: 1						

AB	40
R	8
H	15
RBI	7
BB	3
SO	2
LOB	21

WP: 0 PB: 0 SB: 1 CS: 0 PA: 44

PITCHER		IP	WLS	BF	H	R	ER	SO	BB	IBB	HBP	BLK	WP	HR	S	P	ERA	WHIP
51 Joe Saunders, L ERA: 5.59	(1, 1)	6.0		29	8	7	6	1	1	0	1	0	0	0	35	47	9.00	1.500
59 Marcus Gwyn, R ERA: 4.38	(7, 1)	1.0	L	6	3	1	1	0	1	0	0	0	0	0	5	9	9.00	4.000
62 Scot Shields, R ERA: 9.53	(8, 1)	1.0		4	1	0	0	1	0	0	0	0	0	0	6	6	0.00	1.000
82 Warner Madrigal, R ERA:	(9, 1)	1.0		5	3	0	0	0	1	0	0	0	0	0	4	8	0.00	4.000

PITCHER	IP	WLS	BF	H	R	ER	SO	BB	IBB	HBP	BLK	WP	HR	S	P	ERA	WHIP

Chicago Cubs @ Los Angeles Angels

Tempe Diablo Stadium, Tempe, AZ

Mon Mar 26 2007, 4:05 PM EDT

Att. 8,845 - Partly Cloudy - 82 F

BOTTOM

Batter	1	2	3	4	5	6	7	8	9	AB	R	H	RBI	BB	SO	LOB
24 Gary Matthews, S (1, 8) OBP: 0.304, SLG: 0.431	L9		BBBB 4-0 G4-6-3 BB		0-0 16 S 27 BB 2-H 1B	0-0 S 2-H 3-H 1B		0-0 P4		3	0	2	3	1	0	0
5 Jeff Mathis, R (8, 2) OBP: 0.200, SLG: 0.342										1	0	0	0	0	0	0
Orlando Cabrera, R (1, 6) OBP: 0.296, SLG: 0.292	2-2 G6-3		0-0 G4-6-3 1-2f		CSS 0-3 K	BCSS 1-3 K 1-2			CSS 0-3 K	4	0	0	0	0	2	3
65 Tommy Murphy, S (8, 8) OBP: 0.279, SLG: 0.475										1	0	0	0	0	1	0
27 Vladimir Guerrero, R (1, 9) OBP: 0.294, SLG: 0.438	3-2 HR			0-0 16 HR 1B	BBBB 4-0 16 L6-4 16 S 1-2 BB		0-0 G4-3		0-0 F9	3	2	2	1	1	0	0
2 Hainley Statia, S (8, 6) OBP: 0.313, SLG: 0.429										1	0	0	0	0	0	0
16 Garret Anderson, L (1, 7) OBP: 0.425, SLG: 0.694	2-1 2B			0-0 1-H HR	BX 1-0 L6-4 1-2 2-3		CSS 0-3 K		0-0 F9	4	1	2	2	0	1	2
19 Curtis Pride, L (8, 7) OBP: 0.167, SLG: 0.182										0	0	0	0	0	0	0
José Molina, R (9, PH) OBP: 0.400, SLG: 0.419										1	0	0	0	0	0	0
Shea Hillenbrand, R (1, 10) OBP: 0.364, SLG: 0.390	3-1 G4-3			0-0 47 F9 G5-3 1B		0-0 F8 47 FC4 2B	0-0 22 1B 1B			3	1	2	0	0	0	1
25 Nick Gorneault, R (7, PH) OBP: 0.469, SLG: 0.633										1	0	1	0	0	0	0
(8, 10)																
Casey Kotchman, L (1, 3) OBP: 0.357, SLG: 0.538		0-0 G4-3		0-0 G5-3 1-2		0-0 F8 2-3	0-0 1-2 1B			3	0	0	0	0	0	2
22 Kendrys Morales, S (7, PH) OBP: 0.391, SLG: 0.465										1	0	1	0	0	0	0
(8, 3)																
47 Howie Kendrick, R (1, 4) OBP: 0.382, SLG: 0.627		0-0 G4-3		0-0 F9 2-3		0-0 FC4 39 E 24 1B 3-H	CSS 0-3 K2-3			3	1	0	1	0	0	1
32 Erick Aybar, S (7, 4) OBP: 0.333, SLG: 0.418										1	0	0	0	0	1	2
Mike Napoli, R (1, 2) OBP: 0.412, SLG: 0.533		0-0 G5-3	CSS 0-3 K			0-0 F9		0-0 G3-1		3	0	0	0	0	1	2
77 Reggie Willits, S (8, 9) OBP: 0.378, SLG: 0.289										1	0	0	0	0	0	0
6 Maicer Izturis, S (1, 5) OBP: 0.296, SLG: 0.423			0-0 P5		0-0 24 1B 2B	0-0 E4 1-3 24 1B		0-0 F8		2	1	1	0	0	0	0
39 Robb Quinlan, R (6, PH) OBP: 0.320, SLG: 0.553										2	1	0	0	0	0	1
(7, 5)																
Inning Stats	R: 1 H: 2 E: 0 LOB: 1 K: 0 BB: 0 S: 11 P: 21	R: 0 H: 0 E: 0 LOB: 0 K: 0 BB: 0 S: 3 P: 3	R: 0 H: 0 E: 0 LOB: 0 K: 0 BB: 1 S: 2 P: 6	R: 2 H: 3 E: 0 LOB: 1 K: 1 BB: 0 S: 8 P: 8	R: 1 H: 2 E: 0 LOB: 1 K: 1 BB: 1 S: 6 P: 11	R: 3 H: 2 E: 1 LOB: 1 K: 1 BB: 0 S: 9 P: 10	R: 0 H: 2 E: 0 LOB: 2 K: 2 BB: 0 S: 9 P: 9	R: 0 H: 0 E: 0 LOB: 0 K: 0 BB: 0 S: 3 P: 3	R: 0 H: 0 E: 0 LOB: 0 K: 1 BB: 0 S: 5 P: 5	1B: 6 SF: 0 2B: 4 SAC: 0 3B: 0 DP: 2 HR: 2 HBP: 0							

	AB	38
	R	7
	H	11
	RBI	7
	BB	2
	SO	6
	LOB	14

	WP: 0	PA: 40
	PB: 0	
	SB: 3	
	CS: 0	

livebaseballscorecards.com

PITCHER		IP	WLS	BF	H	R	ER	SO	BB	IBB	HBP	BLK	WP	HR	S	P	ERA	WHIP
Jason Marquis, R ERA: 5.4	(1, 1)	4.1		21	7	4	4	2	2	0	0	0	0	2	29	47	8.31	2.077
48 Neal Cotts, L ERA: 7.15	(5, 1)	1.1	H	5	1	2	1	0	0	0	0	0	0	0	5	6	6.75	0.750
57 Rocky Cherry, R ERA: 1.74	(6, 1)	1.1	W	8	3	1	0	3	0	0	0	0	0	0	14	15	0.00	2.250
Bob Howry, R ERA: 5.4	(8, 1)	1.0	H	3	0	0	0	0	0	0	0	0	0	0	3	3	0.00	0.000
47 Scott Eyre, L ERA: 3.38	(9, 1)	1.0	S	3	0	0	0	1	0	0	0	0	0	0	5	5	0.00	0.000

PITCHER	IP	WLS	BF	H	R	ER	SO	BB	IBB	HBP	BLK	WP	HR	S	P	ERA	WHIP

Batter	1	2	3	4	5	6	7	8	9	10	AB	R	H	RBI	BB	SO	LOB
9 David DeJesus, L (1, 8) OBP: 0.279, SLG: 0.463	2B		K 1-2		E 29 HR 1-3 2B	K			68 WP 68 DI 68 E 1B		3	2	2	0	0	1	1
32 Shane Costa, L (5, 9) OBP: 0.370, SLG: 0.435											2	1	1	0	0	1	1
Esteban German, R (1, 4) OBP: 0.403, SLG: 0.455			F9		E5 29 HR 2-3 3-H		G6-3		E9 96 2B 1-H 1B		4	1	1	2	0	0	1
(6, 6)																	
68 Fernando Cortez, L (8, 4) OBP: 0.467, SLG: 0.407	24 G3-1 2-H 2B										1	1	1	1	0	0	0
24 Mark Teahen, L (1, 9) OBP: 0.412, SLG: 0.567	G3-1 2-3			G4-3	K		P6		95 G1-3 2-H 2B		3	0	0	0	0	1	3
96 Onil Joseph, S (5, 8) OBP: 0.250, SLG: 0.500											2	0	1	1	0	0	0
29 Mike Sweeney, R (1, 10) OBP: 0.317, SLG: 0.459	L5			HR 2B	1-H HR 3-H		F9		G1-3 2-3		3	2	2	3	0	0	1
95 Jorge Padilla, R (7, PH)											2	0	0	0	0	0	1
(7, 10)																	
4 Alex Gordon, L (1, 5) OBP: 0.469, SLG: 0.623	F9			L3	HR			K	K		3	1	1	1	0	0	2
84 Mike Aviles, R (7, 5)											2	0	0	0	0	2	1
Emil Brown, R (1, 7) OBP: 0.370, SLG: 0.444		14 G4-3 1B		HR 2-H	K			F7		K	5	1	2	2	0	2	0
43 Ryan Shealy, R (1, 3) OBP: 0.375, SLG: 0.429		F7		K		BB		14 FC5-4 BB		F9	3	0	0	0	2	1	1
14 John Buck, R (1, 2) OBP: 0.444, SLG: 0.552		G4-3 1-2f			K	L4		FC5-4 1-2f		G4-3	4	0	0	0	0	1	3
12 Paul Phillips, R (10, PH) OBP: 0.111, SLG: 0.118											1	0	0	0	0	0	0
(10, 2)																	
1 Tony Pena Jr., R (1, 6) OBP: 0.347, SLG: 0.447			9 CS 1B		9 2B E 1B	K				K	2	1	2	0	0	0	0
39 Jace Brewer, R (6, PH)											2	0	0	0	0	2	1
(6, 4)																	
(8, 6)																	
Inning Stats	R: 1 E: 0 K: 0 S: 5 H: 2 LOB: 1 BB: 0 P: 5	R: 0 E: 0 K: 0 S: 3 H: 1 LOB: 0 BB: 0 P: 3	R: 0 E: 0 K: 1 S: 5 H: 1 LOB: 0 BB: 0 P: 5	R: 2 E: 0 K: 1 S: 7 H: 2 LOB: 0 BB: 0 P: 7	R: 5 E: 1 K: 3 S: 14 H: 4 LOB: 0 BB: 0 P: 14	R: 0 E: 0 K: 2 S: 7 H: 0 LOB: 1 BB: 1 P: 11	R: 0 E: 0 K: 0 S: 3 H: 0 LOB: 0 BB: 0 P: 3	R: 0 E: 0 K: 1 S: 5 H: 0 LOB: 1 BB: 1 P: 9	R: 2 E: 1 K: 2 S: 11 H: 3 LOB: 1 BB: 0 P: 12	R: 0 E: 0 K: 1 S: 5 H: 0 LOB: 0 BB: 0 P: 5	1B: 5 2B: 6 3B: 0 HR: 3 SF: 0 SAC: 0 DP: 2 HBP: 0						

PITCHER	IP	WLS	BF	H	R	ER	SO	BB	IBB	HBP	BLK	WP	HR	S	P	ERA	WHIP
53 Rich Hill, L (1, 1) ERA: 5.17	4.2		21	8	6	6	4	0	0	0	0	0	1	29	29	11.57	1.714
43 Michael Wuertz, R (5, 1) ERA: 5.4	1.0	B	6	2	2	0	2	1	0	0	0	0	2	9	13	0.00	3.000
13 Will Ohman, L (6, 1) ERA: 3.6	1.1		4	0	0	0	1	0	0	0	0	0	0	6	6	0.00	0.000
47 Scott Eyre, L (8, 1) ERA: 3.0	1.0	H	4	0	0	0	1	1	0	0	0	0	0	5	9	0.00	1.000
46 Ryan Dempster, R (9, 1) ERA: 3.38	1.0	B	6	3	2	2	2	0	0	0	0	1	0	11	12	18.00	3.000

PITCHER	IP	WLS	BF	H	R	ER	SO	BB	IBB	HBP	BLK	WP	HR	S	P	ERA	WHIP
81 Federico Baez, R (10, 1) ERA:	1.0	W	3	0	0	0	1	0	0	0	0	0	0	5	5	0.00	0.000

TOP

Kansas City Royals @ Chicago Cubs

Hohokam Park, Mesa, AZ

Tue Mar 27 2007, 4:05 PM EDT
Att. 10,886 - Sunny - 75 F

livebaseballscorecards.com

AB	42
R	10
H	13
RBI	10
BB	2
SO	11
LOB	16

WP: 1 PB: 0 SB: 0 CS: 1 PA: 44

Kansas City Royals @ Chicago Cubs

Hohokam Park, Mesa, AZ

Tue Mar 27 2007, 4:05 PM EDT

Att. 10,886 - Sunny - 75 F

BOTTOM

Batter	1	2	3	4	5	6	7	8	9	10	AB	R	H	RBI	BB	SO	LOB
2 Ryan Theriot, R (1, 9) OBP: 0.431, SLG: 0.578	4-0 16 S 16 2B BB	1-0 ② F7 1-2 3-H		0-0 ② L7		0-0 ② 19 1-H 2B		0-0 ② SF9 3-H		0-0 ② F8	4	2	1	2	1	0	2
19 Matt Murton, R (1, 7) OBP: 0.360, SLG: 0.516	0-3 ① K	0-0 25 2-H 2B		0-0 ③ G6-3		0-0 2-H 2B		0-0 1B		4-0 5 1-2 HR BB	5	2	3	2	1	1	1
25 Derrek Lee, R (1, 3) OBP: 0.508, SLG: 0.797 5 Ronny Cedeno, R (6, 4) OBP: 0.422, SLG: 0.519	0-3 ② K	0-0 16 HR 2-H 2B			0-0 ① F7	0-0 ③ G5-3		0-3 ③ K		0-0 1-H 2-H HR	3 3	1 1	1 1	1 3	0 0	1 1	1 2
16 Aramis Ramirez, R (1, 5) OBP: 0.426, SLG: 0.804 90 Ryan Norwood, R (6, 3)	0-1 1-H 2B	0-0 2-H HR			0-0 ② G5-3		4-0 BB		0-0 ① G6-3		3 1	1 0	2 0	3 0	0 1	0 0	0 0
Michael Barrett, R (1, 2) OBP: 0.365, SLG: 0.553 Mark Reed, L (10, 2)	4-0 BB	0-0 ③ G6-3			0-0 ③ F8		0-3 ① K		0-0 ② G5-3		4 0	0 0	0 0	0 0	1 0	1 0	1 0
15 Cliff Floyd, L (1, 10) OBP: 0.410, SLG: 0.529 Issmael Salas, R (9, PR) (10, 10)	0-3 ③ K		4-0 G4-6-3 BB			0-3 ① K	0-3 ② K		0-0 1B		4 0	0 0	1 0	0 0	1 0	3 0	3 0
Mark DeRosa, R (1, 4) OBP: 0.410, SLG: 0.333 (6, 5)	0-0 ① G5-3	0-0 ①② G4-6-3 1-2f				0-0 29 E 29 FC4 FC3-6 1B	0-3 ③ K		0-0 ③ G5-3		5	1	1	0	0	1	3
29 Ángel Pagán, S (1, 8) OBP: 0.382, SLG: 0.333	0-0 2 WP 3B	0-0 ③ G1-3				0-0 FC4 FC3-6 1-3		0-0 SH1-3 S 2 SF9 1B		0-0 ① F8	5	2	2	0	0	0	1
Cesar Izturis, S (1, 6) OBP: 0.438, SLG: 0.333	4-0 2 WP 19 2B BB			0-0 ① G5-3		0-0 ② FC3-6 1-2f 2 2B 3-H		0-1 ① SH1-3 1-3		4-0 19 BB 5 HR BB	2	3	0	1	2	0	1
Inning Stats	R: 1 H: 1 E: 0 LOB: 2 K: 3 BB: 2 S: 11 P: 19	R: 5 H: 4 E: 0 LOB: 0 K: 0 BB: 1 S: 7 P: 12	R: 0 H: 0 E: 0 LOB: 0 K: 0 BB: 1 S: 2 P: 6	R: 0 H: 0 E: 0 LOB: 0 K: 0 BB: 0 S: 3 P: 3	R: 0 H: 0 E: 0 LOB: 0 K: 0 BB: 0 S: 3 P: 3	R: 3 H: 3 E: 1 LOB: 1 K: 1 BB: 0 S: 9 P: 9	R: 0 H: 0 E: 0 LOB: 1 K: 3 BB: 1 S: 9 P: 13	R: 1 H: 2 E: 0 LOB: 1 K: 1 BB: 0 S: 8 P: 8	R: 0 H: 1 E: 0 LOB: 1 K: 0 BB: 0 S: 4 P: 4	R: 3 H: 1 E: 0 LOB: 0 K: 0 BB: 2 S: 3 P: 11	1B: 4 SF: 1 2B: 5 SAC: 1 3B: 1 DP: 1 HR: 2 HBP: 0						

livebaseballscorecards.com

AB	39
R	13
H	12
RBI	12
BB	7
SO	8
LOB	15

WP: 1 PA: 48
PB: 0
SB: 2
CS: 0

PITCHER		IP	WLS	BF	H	R	ER	SO	BB	IBB	HBP	BLK	WP	HR	S	P	ERA	WHIP
36 Jorge De La Rosa, L ERA: 8.74	(1, 1)	1.2		13	5	6	6	3	3	0	0	0	1	1	17	30	32.40	4.800
88 Jason Standridge, R ERA: 4.82	(2, 1)	2.1		7	0	0	0	0	1	0	0	0	0	0	6	10	0.00	0.429
57 Joel Peralta, R ERA: 3.12	(5, 1)	1.2		9	3	3	0	1	0	0	0	0	0	0	11	11	0.00	1.800
73 Jason Cromer, L ERA:	(6, 1)	0.1		1	0	0	0	0	0	0	0	0	0	0	1	1	0.00	0.000
David Riske, R ERA: 3.86	(7, 1)	1.0		4	0	0	0	3	1	0	0	0	0	0	9	13	0.00	1.000

PITCHER		IP	WLS	BF	H	R	ER	SO	BB	IBB	HBP	BLK	WP	HR	S	P	ERA	WHIP
28 Octavio Dotel, R ERA: 3.52	(8, 1)	1.0		5	2	1	1	1	0	0	0	0	0	0	8	8	9.00	2.000
94 Juan Cedeno, L ERA:	(9, 1)	1.0		4	1	0	0	0	0	0	0	0	0	0	4	4	0.00	1.000
39 Thad Markray, R ERA: 40.5	(10, 1)	0.2	L	5	1	3	3	0	2	0	0	0	0	1	3	11	40.50	4.500

Batter	1	2	3	4	5	6	7	8	9	10	AB	R	H	RBI	BB	SO	LOB
3 Willy Taveras, R (1, 8) OBP: 0.462, SLG: 0.435	C X 0-1 7 E 1B	X 0-0 E7 2-H		S S S 0-3 K ③			C C C 0-3 K ①		C S S 0-3 K ②		3	1	1	0	0	1	1
72 Matt Miller, R (5, 7) OBP: 0.417, SLG: 0.364											2	0	0	0	0	2	1
7 Kazuo Matsui, S (1, 4) OBP: 0.354, SLG: 0.395	X 0-0 E8 17 WP 5 SF7 1-H	S S S 0-3 K ③			X 0-0 G5-3 ①		X 0-0 F7 ②		X 0-0 FC6-4 1-2f ③		3	1	0	0	0	1	1
Jonathan Herrera, S (5, 4) OBP: 0.200, SLG: 0.200											2	0	0	0	0	0	1
27 Garrett Atkins, R (1, 5) OBP: 0.393, SLG: 0.554	C C C 0-3 K ①		B B B 4-0 21 WP BB		B B B 4-0 17 G1-3 5 2B BB		X 0-0 F8 ③			X 0-0 G4-3 ①	1	1	0	0	2	1	1
Geronimo Gil, R (5, 2) OBP: 0.263, SLG: 0.316											2	0	0	0	0	0	0
17 Todd Helton, L (1, 3) OBP: 0.408, SLG: 0.467	B B B B 4-0 5 E 2-3 BB	X 0-0 P5 ①			X 0-0 G1-3 ② 1-2			X 0-0 G6-3 ①		X 0-0 G4-3 ②	3	0	0	0	1	0	2
15 Frank Menechino, R (8, 5) OBP: 0.588, SLG: 0.733											1	0	0	0	0	0	0
5 Matt Holliday, R (1, 7) OBP: 0.404, SLG: 0.660	X 0-0 SF7 ② 1-2 3-H	X 0-0 P4 ②			X 0-0 2-H 2B			B B B B 4-0 10 S E4 BB		X 0-0 3B	2	0	1	2	0	0	1
68 Zach McClellan, R (5, 1)											0	0	0	0	0	0	0
74 Dexter Fowler, S (6, 8) OBP: 0.667, SLG: 1.000											1	0	1	0	1	0	0
21 Steve Finley, L (1, 9) OBP: 0.298, SLG: 0.400	X 0-0 F8 ③		B B S C S 1-3 K ③ 1-2		X 0-0 G4-3 ③			C S S S 0-3 K ② 1-2		B B B B 4-0 BB	3	0	0	0	0	1	3
39 Tom Martin, L (6, 1)											0	0	0	0	0	0	0
61 Ramon E Ramirez, R (6, 1)											0	0	0	0	0	0	0
10 Jeff Baker, R (8, PH) OBP: 0.342, SLG: 0.500											1	0	0	0	0	1	1
60 Manny Corpas, R (8, 1)											0	0	0	0	0	0	0
71 Alberto Arias, R (9, 1)											0	0	0	0	0	0	0
44 Alexis Gomez, L (10, PH) OBP: 0.385, SLG: 0.389											0	0	0	0	0	0	0
Adam Bright, L (10, 1)											0	0	0	0	0	0	0
2 Troy Tulowitzki, R (1, 6) OBP: 0.364, SLG: 0.420		X 0-0 3 E 2B		B B B 4-0 28 SH3-4 BB		X 0-0 19 CS 1B		X 0-0 E4 2-H ③		X 0-0 F9 ③	1	1	1	0	1	0	0
Jamey Carroll, R (5, 6) OBP: 0.192, SLG: 0.130											3	0	1	0	0	0	3
20 Chris Iannetta, R (1, 2) OBP: 0.523, SLG: 0.531		X 0-0 G5-3 ①		S S S 0-3 K ①		C X 0-1 L9 ① ② 1-2			X 0-0 G4-3 ①		2	0	0	0	0	1	2
19 Ryan Spilborghs, R (5, 8) OBP: 0.429, SLG: 0.719											2	0	0	0	0	0	1
(6, 9)																	
28 Aaron Cook, R (1, 1) OBP: 0.333, SLG: 0.500		X 0-0 B1 ②		X 0-0 SH3-4 ② 1-2		X 0-0 P5 ③			B B B B 4-0 FC6-4 BB		1	0	0	0	0	0	1
47 John Mabry, L (5, 5) OBP: 0.459, SLG: 0.719											1	0	0	0	1	0	0
(8, 3)																	
Inning Stats	R: 2 H: 1 E: 2 LOB: 1 K: 1 BB: 1 S: 8 P: 12	R: 1 H: 1 E: 1 LOB: 1 K: 1 BB: 0 S: 7 P: 7	R: 0 H: 0 E: 0 LOB: 1 K: 1 BB: 1 S: 5 P: 10	R: 0 H: 0 E: 0 LOB: 1 K: 2 BB: 1 S: 7 P: 11	R: 1 H: 1 E: 0 LOB: 1 K: 0 BB: 1 S: 4 P: 8	R: 0 H: 1 E: 0 LOB: 0 K: 0 BB: 0 S: 4 P: 4	R: 0 H: 0 E: 0 LOB: 0 K: 1 BB: 0 S: 5 P: 5	R: 0 H: 0 E: 1 LOB: 2 K: 1 BB: 1 S: 5 P: 9	R: 0 H: 0 E: 0 LOB: 1 K: 1 BB: 1 S: 5 P: 9	R: 0 H: 1 E: 0 LOB: 2 K: 0 BB: 1 S: 4 P: 8	1B: 2 SF: 1 2B: 2 SAC: 1 3B: 1 DP: 0 HR: 0 HBP: 0						

PITCHER	IP	WLS	BF	H	R	ER	SO	BB	IBB	HBP	BLK	WP	HR	S	P	ERA	WHIP
Mark Prior, R (1, 1) ERA: 6.97	3.0		15	2	3	0	3	2	0	0	0	2	0	20	29	0.00	1.333
43 Michael Wuertz, R (4, 1) ERA: 4.5	1.0		4	0	0	0	2	1	0	0	0	0	0	7	11	0.00	1.000
37 Angel Guzman, R (5, 1) ERA: 5.29	3.0		11	2	1	1	1	1	0	0	0	0	0	13	17	3.00	1.000
48 Neal Cotts, L (8, 1) ERA: 6.57	1.0		4	0	0	0	1	1	0	0	0	0	0	5	9	0.00	1.000
46 Ryan Dempster, R (9, 1) ERA: 3.0	1.0		4	0	0	0	1	1	0	0	0	0	0	5	9	0.00	1.000

PITCHER	IP	WLS	BF	H	R	ER	SO	BB	IBB	HBP	BLK	WP	HR	S	P	ERA	WHIP
81 Federico Baez, R (10, 1) ERA:	1.0		5	1	0	0	0	1	0	0	0	0	0	4	8	0.00	2.000

TOP

Colorado Rockies @ Chicago Cubs

Hohokam Park, Mesa, AZ

Wed Mar 28 2007, 4:05 PM EDT

Att. 12,712 - Partly Cloudy - 61 F

livebaseballscorecards.com

AB	34
R	4
H	5
RBI	2
BB	7
SO	8
LOB	19

1B: 2	SF: 1	WP: 2	PA: 43
2B: 2	SAC: 1	PB: 0	
3B: 1	DP: 0	SB: 1	
HR: 0	HBP: 0	CS: 1	

Batter	1	2	3	4	5	6	7	8	9	10	AB	R	H	RBI	BB	SO	LOB
12 Alfonso Soriano, R (1, 8) OBP: 0.324, SLG: 0.515	G6-3		2-H HR		G5-3		E9 5 S 1B		G5-3		5	1	2	2	0	0	1
Cesar Izturis, S (1, 6) OBP: 0.412, SLG: 0.310	G5-3		G4-3		G1-3		BB 2-3		25 FC6-4 1B 2-3		3	0	0	0	0	0	0
5 Ronny Cedeno, R (6, 6) OBP: 0.439, SLG: 0.527											1	0	1	0	1	0	0
25 Derrek Lee, R (1, 3) OBP: 0.500, SLG: 0.810	BB		G6-3			HR	P4		FC6-4 1-2f		4	1	1	1	1	0	4
16 Aramis Ramirez, R (1, 5) OBP: 0.424, SLG: 0.820	F8			L4		HR	G6-3			G4-6-3 1B	5	1	2	1	0	0	3
Jacque Jones, L (1, 9) OBP: 0.313, SLG: 0.433		G4-3		G4-3		37 SH1-4 BB		2 G4-3-4 BB		G4-6-3 1-2f	3	0	0	0	2	0	1
15 Cliff Floyd, L (1, 7) OBP: 0.415, SLG: 0.528		G4-3		1B 1B		L9		G4-3-4 1-2f		G6-3	2	0	1	0	0	0	0
2 Ryan Theriot, R (4, PR) OBP: 0.413, SLG: 0.552											3	0	0	0	0	0	2
(5, 4)																	
Mark DeRosa, R (1, 4) OBP: 0.413, SLG: 0.340		G6-3		1-2 1B		SH1-4 1-2		K			2	0	1	0	0	0	0
37 Angel Guzman, R (5, 1)											0	0	0	0	0	0	0
48 Neal Cotts, L (8, 1)											0	0	0	0	0	0	0
Robinson Chirinos, R (8, PH)											1	0	0	0	0	1	0
46 Ryan Dempster, R (9, 1)											0	0	0	0	0	0	0
81 Federico Baez, R (10, 1)											0	0	0	0	0	0	0
24 Henry Blanco, R (1, 2) OBP: 0.167, SLG: 0.167			E5 12 HR	L7		G4-3			5 1B 19 SH1-4 1B		4	1	1	0	0	0	3
Mark Prior, R (1, 1) OBP: 1.000, SLG: 1.000			F9		G6-3		G1-3		SH1-4 1-2		0	0	0	0	0	0	0
Kyle Reynolds, L (3, PH)											1	0	0	0	0	0	1
43 Michael Wuertz, R (4, 1)											0	0	0	0	0	0	0
19 Matt Murton, R (5, 7) OBP: 0.351, SLG: 0.500											2	0	0	0	0	0	0
Inning Stats	R: 0 H: 0 E: 0 LOB: 1 K: 0 BB: 1 S: 3 P: 7	R: 0 H: 0 E: 0 LOB: 0 K: 0 BB: 0 S: 3 P: 3	R: 2 H: 1 E: 1 LOB: 0 K: 0 BB: 0 S: 5 P: 5	R: 0 H: 2 E: 0 LOB: 2 K: 0 BB: 0 S: 5 P: 5	R: 0 H: 0 E: 0 LOB: 0 K: 0 BB: 0 S: 3 P: 3	R: 2 H: 2 E: 0 LOB: 1 K: 0 BB: 1 S: 5 P: 9	R: 0 H: 1 E: 1 LOB: 2 K: 0 BB: 1 S: 4 P: 8	R: 0 H: 0 E: 0 LOB: 0 K: 1 BB: 1 S: 4 P: 8	R: 0 H: 2 E: 0 LOB: 2 K: 0 BB: 0 S: 5 P: 5	R: 0 H: 1 E: 0 LOB: 0 K: 0 BB: 0 S: 3 P: 3	1B: 6 SF: 0 2B: 0 SAC: 2 3B: 0 DP: 2 HR: 3 HBP: 0						

PITCHER		IP	WLS	BF	H	R	ER	SO	BB	IBB	HBP	BLK	WP	HR	S	P	ERA	WHIP
28 Aaron Cook, R ERA: 2.13	(1, 1)	4.0		17	3	2	1	0	1	0	0	0	0	1	16	20	2.25	1.000
68 Zach McClellan, R ERA:	(5, 1)	1.0		3	0	0	0	0	0	0	0	0	0	0	3	3	0.00	0.000
39 Tom Martin, L ERA: 15.19	(6, 1)	0.2	B	5	2	2	2	0	1	0	0	0	0	2	4	8	27.00	4.500
61 Ramon E Ramirez, R ERA: 5.68	(6, 1)	1.1		6	1	0	0	0	1	0	0	0	0	0	5	9	0.00	1.500
60 Manny Corpas, R ERA:	(8, 1)	1.0		3	0	0	0	1	1	0	0	0	0	0	4	8	0.00	1.000

PITCHER		IP	WLS	BF	H	R	ER	SO	BB	IBB	HBP	BLK	WP	HR	S	P	ERA	WHIP
71 Alberto Arias, R ERA:	(9, 1)	1.0		5	2	0	0	0	0	0	0	0	0	0	5	5	0.00	2.000
Adam Bright, L ERA:	(10, 1)	1.0		3	1	0	0	0	0	0	0	0	0	0	3	3	0.00	1.000

Colorado Rockies @ Chicago Cubs

Hohokam Park, Mesa, AZ

Wed Mar 28 2007, 4:05 PM EDT

Att. 12,712 - Partly Cloudy - 61 F

BOTTOM

livebaseballscorecards.com

AB	36
R	4
H	9
RBI	4
BB	4
SO	1
LOB	15

1B: 6	SF: 0	WP: 0	PA: 42
2B: 0	SAC: 2	PB: 0	
3B: 0	DP: 2	SB: 1	
HR: 3	HBP: 0	CS: 0	

Batter	1	2	3	4	5	6	7	8	9	AB	R	H	RBI	BB	SO	LOB
58 Rich Thompson, L (1, 8) OBP: 0.440, SLG: 0.381	BBBB 4-0 SH 26 2B BB	0-0 S 3-H 1B			0-0 71 S 71 2B 1B		0-0 G5-3 ②			3	2	2	1	1	0	0
Donnie Sadler, R (1, 6) OBP: 0.182, SLG: 0.222	SSS 0-0 SH 26 2B 1-3	1-3 K ② 1-2			0-0 P4 ①		0-0 G6-3 ③			3	1	0	0	0	1	2
26 Miguel Montero, L (1, 2) OBP: 0.452, SLG: 0.514 Matt Morgan, R (8, PH) OBP: 1.000, SLG: 1.000 (8, 2)	0-0 71 G5-3 2-H 3-H 2B	0-0 G6-3 ③			0-0 F7 ②			0-0 10 G6-4-3 1B		3	0	1	2	0	0	2
										1	0	1	0	0	0	0
71 Mark Reynolds, R (1, 5) OBP: 0.476, SLG: 0.722	0-0 G5-3 ① 2-3		0-0 F8 ①		S X 0-1 1-H 2B			S S S 0-3 K ①		4	0	1	1	0	1	2
10 Dee Brown, L (1, 9) OBP: 0.375, SLG: 0.357	0-0 G4-3 ②		0-0 P5 ②		0-0 G6-3 ③			0-0 G6-4-3 ②③ 1-2f		4	0	0	0	0	0	3
Jesus Cota, L (1, 3)	BBBB 4-0 BB		0-0 P4 ③			0-0 F7 ①			0-0 F8 ①	3	0	0	0	1	0	0
25 Chris Rahl, R (1, 7)	0-0 F8 ③			0-0 G5-3 ①		0-0 F9 ②			CCC 0-3 K ②	4	0	0	0	0	1	2
Matt Erickson, L (1, 4) OBP: 0.375, SLG: 0.500		0-0 49 SH1-4 58 1B 2B		CCC 0-3 K ②		0-0 G4-3 ③			0-0 1B	4	1	2	0	0	1	0
49 Doug Davis, R (1, 1) Brandon Lyon, R (6, 1) Mayo Santana, R (7, PH) OBP: 0.143, SLG: 0.286 46 D.J. Carrasco, R (7, 1) 59 Jeff Bajenaru, R (8, 1) Jamie D'Antona, R (9, PH)		0-0 SH1-4 ① 2-3		0-0 G5-3 ③			0-0 G6-3 ①		SSS 0-3 K ③	1 0 1 0 0 1	0 0 0 0 0 0	0 0 0 0 0 1	0 0 0 0 0 1	0 0 0 0 0 0	0 0 0 0 0 1	0 0 0 0 0 1

Inning Stats	1	2	3	4	5	6	7	8	9
	R: 2 E: 1 K: 0 S: 5	H: 1 LOB: 2 BB: 2 P: 13	R: 1 E: 0 K: 1 S: 7	H: 2 LOB: 1 BB: 0 P: 8	R: 0 E: 0 K: 0 S: 3	H: 0 LOB: 0 BB: 0 P: 3	R: 0 E: 0 K: 1 S: 5	H: 0 LOB: 0 BB: 0 P: 5	R: 1 E: 0 K: 0 S: 6	H: 2 LOB: 1 BB: 0 P: 6	R: 0 E: 0 K: 0 S: 3	H: 0 LOB: 0 BB: 0 P: 3	R: 0 E: 0 K: 0 S: 3	H: 0 LOB: 0 BB: 0 P: 3	R: 0 E: 0 K: 1 S: 5	H: 1 LOB: 0 BB: 0 P: 5	R: 0 E: 0 K: 2 S: 8	H: 1 LOB: 1 BB: 0 P: 8

PITCHER		IP	WLS	BF	H	R	ER	SO	BB	IBB	HBP	BLK	WP	HR	S	P	ERA	WHIP
52 Wade Miller, R ERA: 3.98	(1, 1)	3.0		15	3	3	2	1	2	0	0	0	0	0	15	24	6.00	1.667
Bob Howry, R ERA: 4.91	(4, 1)	1.0		3	0	0	0	1	0	0	0	0	0	0	5	5	0.00	0.000
13 Will Ohman, L ERA: 4.09	(5, 1)	1.0	B	5	2	1	1	0	0	0	0	0	0	0	6	6	9.00	2.000
Hector Almonte, R ERA:	(6, 1)	2.0	W	6	0	0	0	0	0	0	0	0	0	0	6	6	0.00	0.000
Clay Rapada, L ERA: 10.8	(8, 1)	1.0	H	3	1	0	0	1	0	0	0	0	0	0	5	5	0.00	1.000

PITCHER		IP	WLS	BF	H	R	ER	SO	BB	IBB	HBP	BLK	WP	HR	S	P	ERA	WHIP
Rocky Cherry, R ERA: 1.59	(9, 1)	1.0	S	4	1	0	0	2	0	0	0	0	0	0	8	8	0.00	1.000

TOP

Arizona Diamondbacks @ Chicago Cubs

Hohokam Park, Mesa, AZ

Thu Mar 29 2007, 3:05 PM EDT

Att. 12,917 - Sunny - 64 F

livebaseballscorecards.com

AB	32
R	4
H	7
RBI	4
BB	2
SO	5
LOB	12

1B: 4	SF: 0	WP: 0	PA: 36
2B: 3	SAC: 2	PB: 0	
3B: 0	DP: 1	SB: 2	
HR: 0	HBP: 0	CS: 0	

Batter	1	2	3	4	5	6	7	8	9	AB	R	H	RBI	BB	SO	LOB
2 Ryan Theriot, R (1, 4) OBP: 0.430, SLG: 0.557	G3		S 19 2B 1B	BB			67 G4-3 76 HR 1B	1-2 1B		3	2	2	0	1	0	0
87 Matt Camp, L (8, 4) OBP: 1.000, SLG: 2.000										1	0	1	0	0	0	0
Jacque Jones, L (1, 8) OBP: 0.313, SLG: 0.429	19 G5-4-3 1B		K 1-2	G3-1			G4-3 1-2	F6		3	0	1	0	0	1	3
67 Chris Walker, S (7, 8) OBP: 0.182, SLG: 0.100										2	0	0	0	0	0	3
19 Matt Murton, R (1, 7) OBP: 0.366, SLG: 0.514	G5-4-3 1-2f		32 WP 2-H 2B		CS 1B		76 HR BB	F9		4	1	2	1	1	0	3
32 Daryle Ward, L (1, 3) OBP: 0.217, SLG: 0.378		P6	K 2-3		K		1-H 2-H HR			3	0	0	0	0	2	2
76 Micah Hoffpauir, L (6, 3) OBP: 0.435, SLG: 0.850										1	1	1	3	0	0	0
Mark DeRosa, R (1, 5) OBP: 0.409, SLG: 0.357		K		5 G4-3 66 E 2B	K 1-2		5 1B 1B			3	1	1	0	0	2	1
Hector Almonte, R (6, 1)										0	0	0	0	0	0	0
15 Cliff Floyd, L (7, PH) OBP: 0.429, SLG: 0.541										1	0	1	0	0	0	0
Clay Rapada, R (8, 1)										0	0	0	0	0	0	0
Rocky Cherry, R (9, 1)										0	0	0	0	0	0	0
5 Ronny Cedeno, R (1, 6) OBP: 0.443, SLG: 0.542		66 1B 2B		G4-3 2-3		G3 1-2	1B			4	1	2	0	0	0	1
66 Tyler Colvin, L (1, 9) OBP: 0.318, SLG: 0.455		FC4-6 2-H 1B		E1 G1-3 16 2B 3-H 1B		G3-1	F7			4	1	2	1	0	0	2
Mark Reed, L (1, 2)		FC4-6 1-2f		G1-3 2-3		G6-3		G1-3		4	0	0	0	0	0	2
52 Wade Miller, R (1, 1) OBP: 0.600, SLG: 0.800										0	0	0	0	0	0	0
25 Derrek Lee, R (3, PH) OBP: 0.493, SLG: 0.797										1	0	0	0	0	0	0
Bob Howry, L (4, 1)										0	0	0	0	0	0	0
16 Aramis Ramirez, R (4, PH) OBP: 0.433, SLG: 0.839										1	0	1	1	0	0	0
13 Will Ohman, L (5, 1)										0	0	0	0	0	0	0
64 Casey McGehee, R (6, 5) OBP: 0.400, SLG: 0.429			P3	3-H 2B			P6	87 1B 1B		2	0	1	0	0	0	0
Inning Stats	R: 0 E: 0 K: 0 S: 3 H: 1 LOB: 0 BB: 0 P: 3	R: 1 E: 0 K: 1 S: 7 H: 2 LOB: 1 BB: 0 P: 7	R: 1 E: 0 K: 2 S: 9 H: 2 LOB: 1 BB: 0 P: 10	R: 2 E: 1 K: 0 S: 6 H: 3 LOB: 2 BB: 1 P: 10	R: 0 E: 0 K: 2 S: 7 H: 1 LOB: 0 BB: 0 P: 7	R: 0 E: 0 K: 0 S: 3 H: 0 LOB: 0 BB: 0 P: 3	R: 3 E: 0 K: 0 S: 7 H: 4 LOB: 2 BB: 1 P: 11	R: 0 E: 0 K: 0 S: 5 H: 2 LOB: 2 BB: 0 P: 5		1B: 10 2B: 4 3B: 0 HR: 1	SF: 0 SAC: 0 DP: 1 HBP: 0						

PITCHER		IP	WLS	BF	H	R	ER	SO	BB	IBB	HBP	BLK	WP	HR	S	P	ERA	WHIP
49 Doug Davis, L ERA: 8.5	(1, 1)	5.0		23	9	4	4	5	1	0	0	0	1	0	32	37	7.20	2.000
Brandon Lyon, R ERA: 3.0	(6, 1)	1.0		3	0	0	0	0	0	0	0	0	0	0	3	3	0.00	0.000
46 D.J. Carrasco, R ERA: 6.0	(7, 1)	1.0	L	8	4	3	3	0	1	0	0	0	0	1	7	11	27.00	5.000
59 Jeff Bajenaru, R ERA: 7.5	(8, 1)	1.0		5	2	0	0	0	0	0	0	0	0	0	5	5	0.00	2.000

PITCHER	IP	WLS	BF	H	R	ER	SO	BB	IBB	HBP	BLK	WP	HR	S	P	ERA	WHIP

BOTTOM

Arizona Diamondbacks @ Chicago Cubs

Hohokam Park, Mesa, AZ

Thu Mar 29 2007, 3:05 PM EDT
Att. 12,917 - Sunny - 64 F

livebaseballscorecards.com

AB	37
R	7
H	15
RBI	6
BB	2
SO	5
LOB	17

1B: 10	SF: 0	WP: 1	PA: 39
2B: 4	SAC: 0	PB: 0	
3B: 0	DP: 1	SB: 1	
HR: 1	HBP: 0	CS: 1	

Chicago Cubs @ Seattle Mariners

Cashman Field, Las Vegas, NV

Fri Mar 30 2007, 10:15 PM EDT

Att. 11,562 - Clear - 69 F

TOP

livebaseballscorecards.com

Batter	1	2	3	4	5	6	7	8	9	AB	R	H	RBI	BB	SO	LOB
12 Alfonso Soriano, R (1, 8) OBP: 0.316, SLG: 0.507	F X	0-1 G3 25 SF8 2B	C S B B B S	2-3 K ②	S S X	0-2 F8 ③		B B S B S F F S	3-3 K ②	C D 1 SAFE S F X	1-2 G4-3 ① ② 1-2					5	1	1	0	0	2	6
67 Chris Walker, S (7, 8) OBP: 0.182, SLG: 0.100																0	0	0	0	0	0	0
Jacque Jones, L (1, 9) OBP: 0.333, SLG: 0.448	B X	1-0 G3 ① 2-3	B B B B C B	4-1 BB			B C B F F F X	2-2 25 3B 1B	F B X	1-1 3-H 2B	B B X	2-0 G6-3 ③				4	1	2	1	1	0	1
25 Derrek Lee, R (1, 3) OBP: 0.479, SLG: 0.806	X	0-0 SF8 ② 3-H	D S X	1-1 F9 ③			B B 1 SAFE C B C X	3-2 16 HR 1-H 3B	C X	0-1 G5-3 ③				F X	0-1 G3-1 ①		3	1	1	2	0	0	4
76 Micah Hoffpauir, L (7, 3) OBP: 0.417, SLG: 0.810																	1	0	0	0	0	0	0
16 Aramis Ramirez, R (1, 5) OBP: 0.437, SLG: 0.864	F B B F F F X	2-2 1B	B B S X	2-1 G6-3 ①	B B D X	3-0 HR 3-H	C B F B B F S	3-3 K ①		B C B B F X	3-2 L8 ②					4	1	2	2	0	1	0
5 Ronny Cedeno, R (7, 4) OBP: 0.437, SLG: 0.533																	1	0	0	0	0	0	0
15 Cliff Floyd, L (1, 10) OBP: 0.404, SLG: 0.500	C B X	1-1 G3 ③	X	0-0 HR 1B	S C X	0-2 L8 ①	X	0-0 F8 ②		C B S B B F F X	3-2 G3-1 ③					5	1	1	0	0	0	1
Michael Barrett, R (1, 2) OBP: 0.375, SLG: 0.627		C X	0-1 F7 ①	B B X	2-0 1-H HR	B F F X	1-2 L8 ②	C B B B F F X	3-2 19 1B 2B		X	0-0 P4 ①				4	1	2	2	0	0	0
32 Daryle Ward, L (9, PH) OBP: 0.213, SLG: 0.370																1	0	0	0	0	0	0
Mark Reed, L (9, 2)																0	0	0	0	0	0	0
19 Matt Murton, R (1, 7) OBP: 0.372, SLG: 0.527		X	0-0 E3 BB 2B	C C F B X	1-2 1B 2B	C F B F X	1-2 F8 ③	B B X	2-0 2-3 1B		C F B B S	2-3 K ②				4	1	2	0	0	0	0
2 Ryan Theriot, R (6, 7) OBP: 0.425, SLG: 0.549																1	0	0	0	0	1	0
Mark DeRosa, R (1, 4) OBP: 0.408, SLG: 0.367		D F F 1 SAFE B B F 1 SAFE 1 SAFE	4-2 B 2B 1-2 BB	C B B F 2 SAFE B X	3-2 F9 ②		B C B X	2-1 G4-3 2B 2B	X	0-0 L6 ③				C F B F B X	2-2 L9 ③	4	1	1	0	1	0	3
(7, 5)																							
Cesar Izturis, S (1, 6) OBP: 0.436, SLG: 0.356		B X	1-0 1-3 2-H 2B	B C X	1-1 2-3 1B		B X	1-0 G4-3 ① 2-3		B B B B	4-0 12 CS BB					3	0	2	1	1	0	1

Inning Stats	1	2	3	4	5	6	7	8	9
	R: 1 E: 0 K: 0 S: 11	H: 2 LOB: 1 BB: 0 P: 15	R: 1 E: 1 K: 1 S: 13	H: 1 LOB: 3 BB: 2 P: 25	R: 2 E: 0 K: 0 S: 16	H: 4 LOB: 2 BB: 0 P: 25	R: 3 E: 0 K: 0 S: 19	H: 3 LOB: 0 BB: 0 P: 29	R: 1 E: 0 K: 1 S: 12	H: 2 LOB: 1 BB: 0 P: 19	R: 0 E: 0 K: 1 S: 12	H: 2 LOB: 2 BB: 0 P: 20	R: 0 E: 0 K: 0 S: 5	H: 0 LOB: 0 BB: 1 P: 12	R: 0 E: 0 K: 0 S: 10	H: 0 LOB: 0 BB: 0 P: 16	R: 0 E: 0 K: 1 S: 8	H: 0 LOB: 0 BB: 0 P: 12

	AB	40
	R	8
	H	14
	RBI	8
	BB	3
	SO	4
	LOB	16

	1B: 5	SF: 1	WP: 0	PA: 44
	2B: 6	SAC: 0	PB: 0	
	3B: 1	DP: 0	SB: 0	
	HR: 2	HBP: 0	CS: 1	

PITCHER		IP	WLS	BF	H	R	ER	SO	BB	IBB	HBP	BLK	WP	HR	S	P	ERA	WHIP
43 Miguel Batista, R ERA: 6.26	(1, 1)	3.0	L	19	7	4	3	1	2	0	0	0	0	1	40	65	9.00	3.000
George Sherrill, L ERA: 13.0	(4, 1)	1.0		6	3	3	3	0	0	0	0	0	0	1	19	29	27.00	3.000
83 Juan Sandoval, R ERA: 1.8	(5, 1)	2.0		10	4	1	1	2	0	0	0	0	0	0	24	39	4.50	2.000
20 J.J. Putz, R ERA: 9.0	(7, 1)	1.0		3	0	0	0	0	1	0	0	0	0	0	5	12	0.00	1.000
33 Chris Reitsma, R ERA: 5.63	(8, 1)	1.0		3	0	0	0	0	0	0	0	0	0	0	10	16	0.00	0.000

PITCHER		IP	WLS	BF	H	R	ER	SO	BB	IBB	HBP	BLK	WP	HR	S	P	ERA	WHIP
40 Julio Mateo, R ERA: 2.25	(9, 1)	1.0		3	0	0	0	1	0	0	0	0	0	0	8	12	0.00	0.000

Chicago Cubs @ Seattle Mariners

Cashman Field, Las Vegas, NV

Fri Mar 30 2007, 10:15 PM EDT

Att. 11,562 - Clear - 69 F

BOTTOM

Batter	1	2	3	4	5	6	7	8	9	AB	R	H	RBI	BB	SO	LOB
51 Ichiro Suzuki, L (1, 8) OBP: 0.378, SLG: 0.382	G5-3		L3		29 HR 1B		29 BB BB		29 DI 1B	4	1	2	0	1	0	0
29 Adrian Beltré, R (1, 5) OBP: 0.431, SLG: 0.695	F9		P3		1-H HR		F9 BB		K	4	1	1	2	1	1	1
Jose Vidro, S (1, 10) OBP: 0.385, SLG: 0.420	F9		K		G4-3		F5			4	0	0	0	0	1	3
Raul Ibanez, L (1, 7) OBP: 0.453, SLG: 0.764		2 1B 1B 7 SF7 1B		K	G4-3		F8			4	1	1	0	0	1	3
Richie Sexson, R (1, 3) OBP: 0.308, SLG: 0.328		2 1B 1-2 1B		HR 1B		G1-3		L5		4	1	2	0	0	0	0
Jose Guillen, R (1, 9) OBP: 0.345, SLG: 0.691		F9		1-H HR		K		K		4	1	1	2	0	2	2
2 Kenji Johjima, R (1, 2) OBP: 0.339, SLG: 0.360		1-2 2-3 1B		G5-3		L6		F8		4	0	1	0	0	0	0
7 Yuniesky Betancourt, R (1, 6) OBP: 0.339, SLG: 0.544		SF7 3-H		G5-3			G6-3		G6-3	3	0	0	1	0	0	0
4 Jose Lopez, R (1, 4) OBP: 0.295, SLG: 0.321		F7			F8		29 BB 51 BB BB		K	3	0	0	0	1	1	2
Inning Stats	R: 0 E: 0 K: 0 S: 5 H: 0 LOB: 0 BB: 0 P: 5	R: 1 E: 0 K: 0 S: 17 H: 3 LOB: 2 BB: 0 P: 27	R: 0 E: 0 K: 1 S: 8 H: 0 LOB: 0 BB: 0 P: 16	R: 2 E: 0 K: 1 S: 13 H: 2 LOB: 0 BB: 0 P: 19	R: 2 E: 0 K: 0 S: 9 H: 2 LOB: 0 BB: 0 P: 14	R: 0 E: 0 K: 1 S: 10 H: 0 LOB: 0 BB: 0 P: 15	R: 0 E: 0 K: 0 S: 10 H: 0 LOB: 3 BB: 3 P: 24	R: 0 E: 0 K: 1 S: 7 H: 0 LOB: 0 BB: 0 P: 13	R: 0 E: 0 K: 2 S: 10 H: 1 LOB: 1 BB: 0 P: 14	1B: 6 2B: 0 3B: 0 HR: 2	SF: 1 SAC: 0 DP: 0 HBP: 0						

livebaseballscorecards.com

AB	34
R	5
H	8
RBI	5
BB	3
SO	6
LOB	11

WP: 0 PB: 0 SB: 0 CS: 0 PA: 38

PITCHER		IP	WLS	BF	H	R	ER	SO	BB	IBB	HBP	BLK	WP	HR	S	P	ERA	WHIP
30 Ted Lilly, L ERA: 3.42	(1, 1)	4.0	W	17	5	3	3	2	0	0	0	0	0	1	43	67	6.75	1.250
47 Scott Eyre, L ERA: 4.5	(5, 1)	1.0		5	2	2	2	0	0	0	0	0	0	1	9	14	18.00	2.000
46 Ryan Dempster, R ERA: 2.7	(6, 1)	1.0	H	3	0	0	0	1	0	0	0	0	0	0	10	15	0.00	0.000
81 Federico Baez, R ERA:	(7, 1)	0.1	H	2	0	0	0	0	1	0	0	0	0	0	3	9	0.00	3.000
48 Neal Cotts, L ERA: 5.79	(7, 1)	1.2	H	7	0	0	0	1	2	0	0	0	0	0	14	28	0.00	1.200

PITCHER		IP	WLS	BF	H	R	ER	SO	BB	IBB	HBP	BLK	WP	HR	S	P	ERA	WHIP
Rocky Cherry, R ERA: 1.46	(9, 1)	1.0	S	4	1	0	0	2	0	0	0	0	0	0	10	14	0.00	1.000

Batter	1	2	3	4	5	6	7	8	9	AB	R	H	RBI	BB	SO	LOB
51 Ichiro Suzuki, L (1, 8) OBP: 0.373, SLG: 0.377 25 Adam Jones, R (2, 8) OBP: 0.288, SLG: 0.283	C C B X 1-2 G6-3		B X 1-0 1 S 1B 3-H			B S F X 1-2 1 WP 1 2B 2B		X 0-0 ① G5-3		1 0 0 0 0 0 0 3 1 2 1 0 0 0						
29 Adrián Beltré, R (1, 5) OBP: 0.424, SLG: 0.683 1 Gookie Dawkins, R (2, 5) OBP: 0.257, SLG: 0.382	B X 1-0 ② L5		C B C B F C 2-3 ③ K 1-2			B S C B X 2-2 16 G6-3 2-H 2B		C C X 0-2 16 E 1B		1 0 0 0 0 0 0 3 0 2 1 0 1 1						
Jose Vidro, S (1, 10) OBP: 0.375, SLG: 0.408 Christopher Minaker, R (6, PH) (6, 10)	B X 1-0 ③ G5-3			C B B F F B F X 3-2 ① G4-3		B B X 2-0 ① G5-3		1 SAFE F F 1 SAFE S 0-3 ② K		2 0 0 0 0 0 0 2 0 0 0 0 1 2						
Raul Ibanez, L (1, 7) OBP: 0.446, SLG: 0.750 16 Willie Bloomquist, R (3, 4) OBP: 0.478, SLG: 0.516		C F B B X 2-2 ① G3-1		C F B C 1-3 ② K		B F F F X 1-2 ② G6-3 2-3		1 SAFE S 1 SAFE B S S 1-3 ③ K 1-3		1 0 0 0 0 0 0 3 0 0 0 0 2 2						
Richie Sexson, R (1, 3) OBP: 0.303, SLG: 0.322 12 Michael Morse, R (2, 9) OBP: 0.243, SLG: 0.357 (7, 3)		S B X 1-1 ② G6-3		C X 0-1 ③ G4-3		B B C B C S 3-3 ③ K			C X 0-1 ① G4-3	1 0 0 0 0 0 0 3 0 0 0 0 1 1						
Ben Broussard, L (1, 9) OBP: 0.364, SLG: 0.464 (2, 3) 17 Sebastien Boucher, L (7, 9)		B B B X 3-0 ③ G3			X 0-0 ① G6-3		C S B B F F C 2-3 ① K		B C S S 1-3 ② K	3 0 0 0 0 1 0 1 0 0 0 0 1 0						
2 Kenji Johjima, R (1, 2) OBP: 0.345, SLG: 0.385 55 Jamie Burke, R (5, 2) OBP: 0.364, SLG: 0.355 68 Luis Oliveros, R (9, PR) (9, 2)			B F F X 1-2 7 WP 25 1B 2B		X 0-0 ② P3		X 0-0 1B		C H 1-1 HBP	2 1 1 0 0 0 0 1 0 1 0 0 0 0 0 0 0 0 0 0 0						
7 Yuniesky Betancourt, R (1, 6) OBP: 0.333, SLG: 0.534 Rey Ordonez, R (3, 6) OBP: 0.288, SLG: 0.417			C F B B B S 2-3 ① K 2-3		B X 1-0 91 S 1B		C B F B 1 SAFE 1 SAFE F S 2-3 ② K		X 0-0 ③ G4-3	1 0 0 0 0 1 1 3 0 1 0 0 1 2						
4 Jose Lopez, R (1, 4) OBP: 0.290, SLG: 0.316 91 Michael Saunders, L (3, 7) OBP: 0.500, SLG: 0.429			F F F X 0-2 ② G1-3		C D C S 1-3 ③ K 1-2		C X 0-1 ③ G6-3			1 0 0 0 0 0 1 2 0 0 0 0 1 2						
Inning Stats	R: 0 H: 0 E: 0 LOB: 0 K: 0 BB: 0 S: 5 P: 8	R: 0 H: 0 E: 0 LOB: 0 K: 0 BB: 0 S: 6 P: 12	R: 1 H: 2 E: 0 LOB: 1 K: 2 BB: 0 S: 15 P: 21	R: 0 H: 0 E: 0 LOB: 0 K: 1 BB: 0 S: 10 P: 14	R: 0 H: 1 E: 0 LOB: 1 K: 1 BB: 0 S: 6 P: 8	R: 1 H: 2 E: 0 LOB: 1 K: 1 BB: 0 S: 14 P: 23	R: 0 H: 1 E: 0 LOB: 1 K: 2 BB: 0 S: 12 P: 16	R: 0 H: 1 E: 0 LOB: 1 K: 2 BB: 0 S: 10 P: 11	R: 0 H: 0 E: 0 LOB: 1 K: 1 BB: 0 S: 7 P: 9	1B: 4 SF: 0 2B: 3 SAC: 0 3B: 0 DP: 0 HR: 0 HBP: 1						

TOP

Seattle Mariners @ Chicago Cubs

Cashman Field, Las Vegas, NV

Sat Mar 31 2007, 4:05 PM EDT

Att. 11,658 - Sunny - 69 F

livebaseballscorecards.com

AB	34
R	2
H	7
RBI	2
BB	0
SO	10
LOB	12

WP: 2 PA: 35
PB: 0
SB: 2
CS: 0

PITCHER		IP	WLS	BF	H	R	ER	SO	BB	IBB	HBP	BLK	WP	HR	S	P	ERA	WHIP
Jason Marquis, R ERA: 4.84	(1, 1)	4.0		14	2	1	1	3	0	0	0	0	1	0	36	55	2.25	0.500
Bob Howry, R ERA: 4.5	(5, 1)	1.0		4	1	0	0	1	0	0	0	0	0	0	6	8	0.00	1.000
13 Will Ohman, L ERA: 4.5	(6, 1)	1.0	L	5	2	1	1	1	0	0	0	0	1	0	14	23	9.00	2.000
Clay Rapada, L ERA: 9.0	(7, 1)	1.0		4	1	0	0	2	0	0	0	0	0	0	12	16	0.00	1.000
43 Michael Wuertz, R ERA: 3.86	(8, 1)	1.0		4	1	0	0	2	0	0	0	0	0	0	10	11	0.00	1.000

PITCHER		IP	WLS	BF	H	R	ER	SO	BB	IBB	HBP	BLK	WP	HR	S	P	ERA	WHIP
37 Angel Guzman, R ERA: 5.0	(9, 1)	1.0		4	0	0	0	1	0	0	1	0	0	0	7	9	0.00	0.000

Seattle Mariners @ Chicago Cubs

Cashman Field, Las Vegas, NV

Sat Mar 31 2007, 4:05 PM EDT

Att. 11,658 - Sunny - 69 F

livebaseballscorecards.com

BOTTOM

Batter	1	2	3	4	5	6	7	8	9	AB	R	H	RBI	BB	SO	LOB
12 Alfonso Soriano, R (1, 10) OBP: 0.333, SLG: 0.521 87 Matt Camp, L (5, PH) OBP: 0.500, SLG: 0.500 (6, 10)	1-2 G4-3 2 25 1B 2 S 1B		2-2 1-2 2 E 1B		1-3 K		3-2 G1-3 2-3			2	1	2	0	0	0	0
										2	0	0	0	0	1	3
2 Ryan Theriot, R (1, 4) (5, 7) OBP: 0.405, SLG: 0.520	3-2 G4-3 1-3		0-0 FC5 1-2		1-1 F9		2-3 K			4	0	0	0	0	1	5
25 Derrek Lee, R (1, 3) OBP: 0.486, SLG: 0.809 76 Micah Hoffpauir, L (3, PH) OBP: 0.370, SLG: 0.708 (4, 9)	1-0 16 G6-4-3 3-H 1B		1-0 G3			1-1 L9		2-3 K		1	0	1	1	0	0	0
										3	0	0	0	0	1	2
16 Aramis Ramirez, R (1, 5) OBP: 0.431, SLG: 0.851 64 Casey McGehee, R (4, 5) OBP: 0.333, SLG: 0.353	0-1 G6-4-3 1-2f			2-1 P4		1-3 K		1-1 F7		1	0	0	0	0	0	1
				0-1 G5-3						3	0	0	0	0	1	0
19 Matt Murton, R (1, 7) OBP: 0.375, SLG: 0.526 Matt Matulia, S (5, 4) OBP: 0.500, SLG: 0.500		1-1 32 G4-6-3 1B				0-0 5 1B 1B		1-2 F8		2	0	1	0	0	0	0
										2	0	1	0	0	0	0
5 Ronny Cedeno, R (1, 6) OBP: 0.427, SLG: 0.516		0-2 F9		0-0 F9		0-2 1 SAFE 1-2 1B			0-1 P2	4	0	1	0	0	0	1
32 Daryle Ward, L (1, 9) OBP: 0.235, SLG: 0.380 (4, 3)		1-2 G4-6-3 1-2f			1-1 67 SH5-4 24 E 1B	0-0 F7			0-0 G3-6-1 1B	4	0	2	0	0	0	3
24 Henry Blanco, R (1, 2) OBP: 0.154, SLG: 0.154 Mark Reed, L (8, 2)			0-0 G4-3		1 SAFE 2-1 FC6 67 SH5-4 1-2		0-0 F8		0-1 G3-6-1 1-2f	3	0	0	0	0	0	1
										1	0	0	0	0	0	1
67 Chris Walker, S (1, 8) OBP: 0.308, SLG: 0.333			2-1 12 CS 1B		0-0 SH5-4 1-2 2-3		3-2 87 G1-3 2B			2	0	2	0	0	0	0
Inning Stats	R: 1 E: 0 K: 0 S: 14 H: 2 LOB: 0 BB: 0 P: 19	R: 0 E: 0 K: 0 S: 8 H: 1 LOB: 0 BB: 0 P: 10	R: 0 E: 1 K: 0 S: 8 H: 2 LOB: 2 BB: 0 P: 13	R: 0 E: 0 K: 0 S: 5 H: 0 LOB: 0 BB: 0 P: 7	R: 0 E: 1 K: 1 S: 10 H: 1 LOB: 2 BB: 0 P: 15	R: 0 E: 0 K: 1 S: 12 H: 2 LOB: 2 BB: 0 P: 14	R: 0 E: 0 K: 1 S: 10 H: 1 LOB: 1 BB: 0 P: 18	R: 0 E: 0 K: 1 S: 8 H: 0 LOB: 0 BB: 0 P: 12	R: 0 E: 0 K: 0 S: 5 H: 1 LOB: 0 BB: 0 P: 5	1B: 9 2B: 1 3B: 0 HR: 0	SF: 0 SAC: 1 DP: 3 HBP: 0						

	AB	34
	R	1
	H	10
	RBI	1
	BB	0
	SO	4
	LOB	17

PITCHER		IP	WLS	BF	H	R	ER	SO	BB	IBB	HBP	BLK	WP	HR	S	P	ERA	WHIP
26 Horacio Ramirez, L ERA: 5.31	(1, 1)	2.0		7	3	1	1	0	0	0	0	0	0	0	22	29	4.50	1.500
Byron Embry, R ERA: 5.4	(3, 1)	1.0		5	2	0	0	0	0	0	0	0	0	0	8	13	0.00	2.000
36 Jeff Weaver, R ERA: 5.68	(4, 1)	6.0	W	23	5	0	0	4	0	0	0	0	0	0	50	71	0.00	0.833

PITCHER	IP	WLS	BF	H	R	ER	SO	BB	IBB	HBP	BLK	WP	HR	S	P	ERA	WHIP

WP: 0	PB: 0	SB: 1	CS: 1	PA: 35													

Batter	1	2	3	4	5	6	7	8	9	AB	R	H	RBI	BB	SO	LOB
12 Alfonso Soriano, R (1, 8) OBP: 0.250, SLG: 0.250	T B S X 1-2 G1-3 ①		C F B B X 2-2 1-3 1B ①		S X 0-1 L7 ②		B X 1-0 F9 ③			4	0	1	0	0	0	0
19 Matt Murton, R (1, 7) OBP: 0.250, SLG: 0.250	C C B S 1-3 K ②		F F S 0-3 K ③		B F C X 1-2 25 1B 25 E 1B			B C C S 1-3 K ①		4	1	1	0	0	3	2
25 Derrek Lee, R (1, 3) OBP: 0.750, SLG: 0.667	B F F B B B 3-2 16 CS BB			C B F B B X 3-2 F8 ①	B X 1-0 E8 1-H 1B			B B F B X 3-1 16 G5-3 1B		3	0	2	0	1	0	0
16 Aramis Ramirez, R (1, 5) OBP: 0.250, SLG: 0.250	B 1-0 CS 1-2 ③	F B C B X 2-2 F8 ①		F B X 1-1 WP 1B 1B	F B F D F X 2-2 G5-3 ③			B X 1-0 G5-3 1-2 ②		4	0	1	0	0	0	2
Jacque Jones, L (1, 9) OBP: 0.250, SLG: 0.250		C B B X 2-1 G4-3 ②		C F F B X 1-2 WP 1-2 1B		C B X 1-1 G4-3 ①		C X 0-1 G6-3 ③		4	0	1	0	0	0	1
Michael Barrett, R (1, 2)		C X 0-1 F9 ③		B B S S F D F X 3-2 F9 ②		X 0-0 F8 ②			F X 0-1 F8 ①	4	0	0	0	0	0	2
Mark DeRosa, R (1, 4) OBP: 0.667, SLG: 0.500			C B B F F X 2-2 12 1B 1B	B B B C S F F B 4-2 1-2 2-3 BB		F X 0-1 F9 ③			B X 1-0 P4 ②	2	0	1	0	1	0	0
48 Neal Cotts, L (6, 1)										0	0	0	0	0	0	0
43 Michael Wuertz, R (7, 1)										0	0	0	0	0	0	0
13 Will Ohman, L (8, 1)										0	0	0	0	0	0	0
15 Cliff Floyd, L (9, PH)										1	0	0	0	0	0	0
Cesar Izturis, S (1, 6) OBP: 0.250, SLG: 0.250			C B F D X 2-2 F7 ①	X 0-0 P6 ③			C F B X 1-2 F8 ①		C X 0-1 2 FC6-4 1B	4	0	1	0	0	0	4
38 Carlos Zambrano, S (1, 1)			S L S 0-3 K ②		B L S S 1-3 K ①		C F B S 1-3 K ②		B F X 1-1 FC6-4 1-2f ③	2	0	0	0	0	2	1
2 Ryan Theriot, R (6, 4)										2	0	0	0	0	1	1
Inning Stats	R: 0 E: 0 K: 1 S: 8 H: 0 LOB: 0 BB: 1 P: 14	R: 0 E: 0 K: 0 S: 7 H: 0 LOB: 0 BB: 0 P: 11	R: 0 E: 0 K: 2 S: 16 H: 2 LOB: 2 BB: 0 P: 22	R: 0 E: 0 K: 0 S: 19 H: 2 LOB: 3 BB: 1 P: 31	R: 1 E: 1 K: 1 S: 13 H: 2 LOB: 1 BB: 0 P: 18	R: 0 E: 0 K: 0 S: 5 H: 0 LOB: 0 BB: 0 P: 6	R: 0 E: 0 K: 1 S: 7 H: 0 LOB: 0 BB: 0 P: 10	R: 0 E: 0 K: 1 S: 8 H: 1 LOB: 1 BB: 0 P: 13	R: 0 E: 0 K: 0 S: 7 H: 1 LOB: 1 BB: 0 P: 9	1B: 8 2B: 0 3B: 0 HR: 0	SF: 0 SAC: 0 DP: 0 HBP: 0						

TOP

Chicago Cubs @ Cincinnati Reds

Great American Ball Park, Cincinnati, OH

Mon Apr 02 2007, 2:10 PM EDT
Att. 42,720 - Sunny - 72 F

livebaseballscorecards.com

AB	34
R	1
H	8
RBI	0
BB	2
SO	6
LOB	13

PITCHER		IP	WLS	BF	H	R	ER	SO	BB	IBB	HBP	BLK	WP	HR	S	P	ERA	WHIP
39 Aaron Harang, R ERA:	(1, 1)	7.0	W	28	6	1	0	5	2	0	0	0	1	0	75	112	0.00	1.143
35 Kirk Saarloos, R ERA:	(8, 1)	1.0		4	1	0	0	1	0	0	0	0	0	0	8	13	0.00	1.000
25 David Weathers, R ERA:	(9, 1)	1.0		4	1	0	0	0	0	0	0	0	0	0	7	9	0.00	1.000

PITCHER	IP	WLS	BF	H	R	ER	SO	BB	IBB	HBP	BLK	WP	HR	S	P	ERA	WHIP

BOTTOM

Batter	1	2	3	4	5	6	7	8	9	AB	R	H	RBI	BB	SO	LOB
6 Ryan Freel, R (1, 8) OBP: 0.600, SLG: 0.750	BBBB 4-0 HR BB		CBBFX 2-2 ① 1B	X 0-0 ③ G4-3		CBBFBX 3-2 2B		CFFS 0-3 ② K2-3		4	1	2	0	1	1	1
Adam Dunn, L (1, 7) OBP: 0.600, SLG: 2.000 25 David Weathers, R (9, 1)	CFBX 1-2 1-H HR		X 0-0 HR		BFBBB 4-1 1B 4 HBP 12 FC5-2 BB	X 0-0 ② F8		FSBS 1-3 ③ K		4 0	2 0	2 0	3 0	1 0	1 0	1 0
4 Brandon Phillips, R (1, 4)	FBBFFS 2-3 ① K		SSBBBBB 4-2 12 FC5 WP BB		BH 2-0 12 FC5-2 1B 1-2 BB HBP	CX 0-1 ③ P3				2	1	0	0	1	1	1
Ken Griffey Jr., L (1, 9) OBP: 0.750, SLG: 0.667	CBBX 2-1 1B		CDBBD 4-1 12 FC5 1-2 BB		BBX 2-0 BB 12 FC5-2 2 SF7 1-2 2-3 1B		CCBFBX 2-2 ① F8			3	1	2	0	1	0	0
12 Edwin Encarnación, R (1, 5) OBP: 0.250, SLG: 0.250	X 0-0 ② F7		BX 1-0 ② FC5 1-2 2-3f		BX 1-0 ① FC5-2 BB 1-2 2-3 3-Hf		FSBBBBFX 3-2 2 BB 1B			4	0	1	0	0	0	6
Scott Hatteberg, L (1, 3)	X 0-0 ③ G4-3		BX 1-0 ③ G4-3		BCDDCB 4-2 1-2 2-3 3-H BB		1 SAFE BBX 2-0 ② F7			3	0	0	1	1	0	4
2 Alex Gonzalez, R (1, 6) OBP: 0.500, SLG: 0.500			BCX 1-1 ① F7	BCBBX 3-1 39 SH1-4 1B	X 0-0 ② SF7 3-H		1 SAFE BBBBB 4-0 1-2 BB			2	0	1	1	1	0	0
26 David Ross, R (1, 2)			BBCCFFBX 3-2 ② G5-3	1 SAFE FBB 1 SAFE BX 2-1 ① F9	SBSFBS 2-3 ③ K		SBBTS 2-3 ③ K			4	0	0	0	0	2	5
39 Aaron Harang, R (1, 1) 35 Kirk Saarloos, R (8, 1) 33 Josh Hamilton, L (8, PH) (9, 7)			BCX 1-1 ③ G6-3	MX 0-1 ② SH1-4 1-2		CSFS 0-3 ① K		BX 1-0 ① L7		2 0 1	0 0 0	0 0 0	0 0 0	0 0 0	1 0 0	0 0 0
Inning Stats	R: 2 E: 0 K: 1 S: 11 H: 2 LOB: 1 BB: 1 P: 20		R: 0 E: 0 K: 0 S: 9 H: 0 LOB: 0 BB: 0 P: 14	R: 1 E: 0 K: 0 S: 9 H: 2 LOB: 2 BB: 2 P: 21	R: 0 E: 0 K: 0 S: 7 H: 1 LOB: 1 BB: 0 P: 12	R: 2 E: 0 K: 1 S: 10 H: 1 LOB: 2 BB: 2 P: 25	R: 0 E: 0 K: 1 S: 10 H: 1 LOB: 1 BB: 0 P: 13	R: 0 E: 0 K: 1 S: 12 H: 1 LOB: 2 BB: 1 P: 25	R: 0 E: 0 K: 2 S: 8 H: 0 LOB: 0 BB: 0 P: 10	1B: 5 2B: 1 3B: 0 HR: 2	SF: 1 SAC: 1 DP: 0 HBP: 1			WP: 1 PB: 0 SB: 0 CS: 0	PA: 38		

PITCHER		IP	WLS	BF	H	R	ER	SO	BB	IBB	HBP	BLK	WP	HR	S	P	ERA	WHIP
38 Carlos Zambrano, R ERA: 9.0	(1, 1)	5.0	L	26	6	5	5	2	5	0	1	0	1	2	46	92	9.00	2.200
48 Neal Cotts, L ERA:	(6, 1)	1.2		7	2	0	0	1	0	0	0	0	0	0	19	29	0.00	1.200
43 Michael Wuertz, R ERA:	(7, 1)	0.1		2	0	0	0	1	1	0	0	0	0	0	3	9	0.00	3.000
13 Will Ohman, L ERA:	(8, 1)	1.0		3	0	0	0	2	0	0	0	0	0	0	8	10	0.00	0.000

PITCHER	IP	WLS	BF	H	R	ER	SO	BB	IBB	HBP	BLK	WP	HR	S	P	ERA	WHIP

Chicago Cubs @ Cincinnati Reds

Great American Ball Park, Cincinnati, OH

Mon Apr 02 2007, 2:10 PM EDT

Att. 42,720 - Sunny - 72 F

livebaseballscorecards.com

AB	29
R	5
H	8
RBI	5
BB	6
SO	6
LOB	18

Batter	1	2	3	4	5	6	7	8	9	AB	R	H	RBI	BB	SO	LOB
12 Alfonso Soriano, R (1, 8) OBP: 0.333, SLG: 0.375	C F S 0-3 ① K		B B S X 2-1 ① F9	B X 1-0 ③ F7			B F X 1-1 2B		B B S S B B 4-2 ① 16 FC5 WP 1-2 BB	4	0	1	0	1	1	2
Jacque Jones, L (1, 9) OBP: 0.222, SLG: 0.125	C B X 1-1 ② L7		B C B B C 2-3 ② K		F X 0-1 ① G3		C 2 B X SAFE 1-1 ③ F7		B B B B B 4-0 16 FC5 1-2 BB	4	0	0	0	1	1	1
25 Derrek Lee, R (1, 3) OBP: 0.556, SLG: 0.429	B C B S F B B 4-2 16 1B BB		B S F B S 2-3 ③ K		B C S S 1-3 ② K			B B C B X 3-1 2 SH5-4 16 1B 1B 1B	C C S 0-3 ② K	4	1	1	0	1	3	2
16 Aramis Ramirez, R (1, 5) OBP: 0.444, SLG: 0.444	B S F B F X 2-2 1-2 1B			S B X 1-1 1B 15 1B 1B 1B	X 0-0 ③ F9			C S B X 1-2 2 SH5-4 1-2 1B 1B	X 0-0 ③ FC5 1-2 2-3f	5	2	3	0	0	0	2
15 Cliff Floyd, L (1, 7) OBP: 0.250, SLG: 0.250 2 Ryan Theriot, R (8, PH) (8, 7)	F B B X 2-1 ③ G3-1			B F X 1-1 1B 1B 30 FC2-6 1-2 1B		B B X 2-0 ① G4-3		B B X 2-0 ① SH5-4 1-2 2-3		3 0	1 0	1 0	0 0	0 0	0 0	2 0
Michael Barrett, R (1, 2)		X 0-0 ① G5-3	C B F S 1-3 ① K			F B C B F S 2-3 ② K		I I I I 4-0 1B IBB		3	0	0	0	1	2	2
Mark DeRosa, R (1, 4) OBP: 0.571, SLG: 0.500		C C B S 1-3 ② K	X 0-0 30 FC2-6 1B 1-2 2-3 1B			C X 0-1 ③ F7		X 0-0 G6-3 1-2 2-H 3-H 1B		4	0	2	2	0	1	0
Cesar Izturis, S (1, 6) OBP: 0.375, SLG: 0.286		C B B B B 4-1 BB	B B B C X 3-1 30 FC2-6 1-2 2-3 3-H 1B				C C X 0-2 ① P5	F B X 1-1 ②③ 1-2f G6-3		3	0	1	1	1	0	2
30 Ted Lilly, L (1, 1) Bob Howry, L (8, 1) 32 Daryle Ward, L (9, PH) 5 Ronny Cedeno, R (9, PR) 46 Ryan Dempster, R (9, 1)	C F S 0-3 ③ K	X 0-0 ② FC2-6 1-2f 2-3 3-H					S F S 0-3 ② K		B B S S B F B 4-2 12 CS BB	3 0 0 0 0	0 0 0 0 0	0 0 0 0 0	1 0 1 0 0	0 0 0 0 0	2 0 0 0 0	3 0 0 0 0
Inning Stats	R: 0 H: 1 E: 0 LOB: 2 K: 1 BB: 1 S: 14 P: 23	R: 0 H: 0 E: 0 LOB: 1 K: 2 BB: 1 S: 8 P: 13	R: 0 H: 0 E: 0 LOB: 0 K: 2 BB: 0 S: 8 P: 14	R: 2 H: 4 E: 0 LOB: 2 K: 1 BB: 0 S: 12 P: 19	R: 0 H: 0 E: 0 LOB: 0 K: 1 BB: 0 S: 6 P: 7	R: 0 H: 0 E: 0 LOB: 0 K: 1 BB: 0 S: 7 P: 11	R: 0 H: 1 E: 0 LOB: 1 K: 1 BB: 0 S: 10 P: 12	R: 2 H: 3 E: 0 LOB: 1 K: 0 BB: 1 S: 9 P: 20	R: 0 H: 0 E: 0 LOB: 2 K: 1 BB: 3 S: 8 P: 20	1B: 8 SF: 0 2B: 1 SAC: 1 3B: 0 DP: 1 HR: 0 HBP: 0						

PITCHER		IP	WLS	BF	H	R	ER	SO	BB	IBB	HBP	BLK	WP	HR	S	P	ERA	WHIP
61 Bronson Arroyo, R ERA: 5.14	(1, 1)	7.0	L	31	8	4	4	9	2	0	0	0	0	0	70	108	5.14	1.429
29 Mike Stanton, L ERA:	(8, 1)	0.1		2	0	0	0	0	0	1	0	0	0	0	1	7	0.00	0.000
56 Todd Coffey, R ERA:	(8, 1)	0.2		2	1	0	0	0	0	0	0	0	0	0	3	4	0.00	1.500
51 Jared Burton, R ERA:	(9, 1)	0.1		3	0	0	0	0	3	0	0	0	1	0	4	16	0.00	9.000
Victor Santos, R ERA:	(9, 1)	0.2		2	0	0	0	1	0	0	0	0	0	0	4	4	0.00	0.000

PITCHER	IP	WLS	BF	H	R	ER	SO	BB	IBB	HBP	BLK	WP	HR	S	P	ERA	WHIP

TOP

Chicago Cubs @ Cincinnati Reds

Great American Ball Park, Cincinnati, OH

Wed Apr 04 2007, 7:10 PM EDT
Att. 25,965 - Cloudy - 39 F

livebaseballscorecards.com

AB	33
R	4
H	9
RBI	4
BB	6
SO	10
LOB	16

1B: 8	SF: 0	WP: 1	PA: 40
2B: 1	SAC: 1	PB: 0	
3B: 0	DP: 1	SB: 0	
HR: 0	HBP: 0	CS: 1	

BOTTOM

Batter	1	2	3	4	5	6	7	8	9	AB	R	H	RBI	BB	SO	LOB
6 Ryan Freel, R (1, 8) OBP: 0.333, SLG: 0.375	C C F C 0-3 K ①		B F F F B F F F B 3-3 C K ③			L X 0-1 FC4-6 S 1B 1-2f ①		B T B C C 2-3 K ②		4	1	0	0	0	3	1
4 Brandon Phillips, R (1, 4)	C B B C X 2-2 G5-3 ②			X 0-0 P4 ①		1 SAFE 1 SAFE F X 0-1 F9 ②		C B X 1-1 F7 ③		4	0	0	0	0	0	1
Adam Dunn, L (1, 7) OBP: 0.444, SLG: 1.125	B F B X 2-1 G6-3 ③			C C B X 1-2 P5 ②		B B C X 2-1 12 CI 1B 1-H			B C C S 1-3 K ①	4	0	1	1	0	1	0
12 Edwin Encarnación, R (1, 5) OBP: 0.286, SLG: 0.167		C C F C 0-3 K ①		F C F S 0-3 K ③		B S F 1-2 CI 1-2			B B C B B 4-1 BB	2	0	0	0	1	2	0
Ken Griffey Jr., L (1, 9) OBP: 0.625, SLG: 0.500		B B B B 4-0 BB			B X 1-0 2 G3-1 1B	F B C X 1-2 F7 ③			B B C X 2-1 F7 ②	3	0	1	0	1	0	3
Jeff Conine, R (1, 3)		1 SAFE X 0-0 P6 ②			C S 0-3 K ①		F C B F B X 2-2 P5 ①		X 0-0 F7 ③	4	0	0	0	0	1	3
2 Alex Gonzalez, R (1, 6) OBP: 0.286, SLG: 0.200		D C F B 1 SAFE X 2-2 P3 ③			S B B S X 2-2 G3-1 ② 1-2		F B B B F S 3-3 K ②			3	0	0	0	0	1	2
26 David Ross, R (1, 2)			C S S 0-3 K ①		B C B F S 2-3 K ③		C B B X 2-1 F7 ③			3	0	0	0	0	2	1
61 Bronson Arroyo, R (1, 1) OBP: 0.500, SLG: 0.500 29 Mike Stanton, L (8, 1) 56 Todd Coffey, R (8, 1) Scott Hatteberg, L (8, PH) 51 Jared Burton, R (9, 1) Victor Santos, R (9, 1)			C B S C 1-3 K ②			C X 0-1 6 FC4-6 1B		B C X 1-1 F9 ①		2 0 0 0 1 0 0	0 0 0 0 0 0 0	1 0 0 0 0 0 0	0 0 0 0 0 0 0	0 0 0 0 0 0 0	1 0 0 0 0 0 0	0 0 0 0 0 0 0
Inning Stats	R: 0 E: 0 K: 1 S: 9 H: 0 LOB: 0 BB: 0 P: 13	R: 0 E: 0 K: 1 S: 8 H: 0 LOB: 1 BB: 1 P: 14	R: 0 E: 0 K: 3 S: 13 H: 0 LOB: 0 BB: 0 P: 17	R: 0 E: 0 K: 1 S: 8 H: 0 LOB: 0 BB: 0 P: 9	R: 0 E: 0 K: 2 S: 10 H: 1 LOB: 1 BB: 0 P: 15	R: 1 E: 1 K: 0 S: 13 H: 2 LOB: 2 BB: 0 P: 17	R: 0 E: 0 K: 1 S: 9 H: 0 LOB: 0 BB: 0 P: 16	R: 0 E: 0 K: 1 S: 7 H: 0 LOB: 0 BB: 0 P: 11	R: 0 E: 0 K: 1 S: 7 H: 0 LOB: 1 BB: 1 P: 14	1B: 3 2B: 0 3B: 0 HR: 0	SF: 0 SAC: 0 DP: 0 HBP: 0						

PITCHER		IP	WLS	BF	H	R	ER	SO	BB	IBB	HBP	BLK	WP	HR	S	P	ERA	WHIP
30 Ted Lilly, L ERA: 1.29	(1, 1)	7.0	W	26	3	1	1	9	1	0	0	0	0	0	70	101	1.29	0.571
Bob Howry, R ERA:	(8, 1)	1.0	H	3	0	0	0	1	0	0	0	0	0	0	7	11	0.00	0.000
46 Ryan Dempster, R ERA:	(9, 1)	1.0	S	4	0	0	0	1	1	0	0	0	0	0	7	14	0.00	1.000

PITCHER	IP	WLS	BF	H	R	ER	SO	BB	IBB	HBP	BLK	WP	HR	S	P	ERA	WHIP

Chicago Cubs @ Cincinnati Reds

Great American Ball Park, Cincinnati, OH

Wed Apr 04 2007, 7:10 PM EDT

Att. 25,965 - Cloudy - 39 F

livebaseballscorecards.com

AB	30
R	1
H	3
RBI	1
BB	2
SO	11
LOB	11

WP: 0	PA: 33		
PB: 0			
SB: 1			
CS: 0			

Chicago Cubs @ Cincinnati Reds

Great American Ball Park, Cincinnati, OH

Thu Apr 05 2007, 12:35 PM EDT

Att. 25,070 - Overcast - 35 F

TOP

Batter	1	2	3	4	5	6	7	8	9	AB	R	H	RBI	BB	SO	LOB
12 Alfonso Soriano, R (1, 8) OBP: 0.286, SLG: 0.308	1-1 F8	1-1 G5-3			0-1 F9		0-2 1B		1-3 K	5	0	1	0	0	1	1
19 Matt Murton, R (1, 7) OBP: 0.375, SLG: 0.286	1-1 F9		2-2 G5-3		4-2 BB					3	1	1	0	1	0	0
2 Ryan Theriot, R (7, PR) (7, 7)							3-2 FC5 1B		1-0 P3	1	0	0	0	0	0	0
25 Derrek Lee, R (1, 3) OBP: 0.429, SLG: 0.333	1-2 1B		2-2 P5		1-3 K		3-1 FC5		0-1 G5-3	5	0	1	0	0	1	2
16 Aramis Ramirez, R (1, 5) OBP: 0.538, SLG: 0.615	1-2 1B		1-1 1B		1-1 E9 2B		3-2 G6-3			4	0	3	1	0	0	1
Jacque Jones, L (1, 9) OBP: 0.154, SLG: 0.083	0-2 F7		2-0 P5		1-1 G3			0-1 F7		4	0	0	0	0	0	4
Michael Barrett, R (1, 2)		1-2 F9		1-1 L8		0-0 P6		2-3 K		4	0	0	0	0	1	0
Mark DeRosa, R (1, 4) OBP: 0.636, SLG: 0.889		0-0 HR		1-1 F9		1-0 1B		4-1 BB		3	1	2	1	1	0	0
Cesar Izturis, S (1, 6) OBP: 0.417, SLG: 0.545		0-1 2B		1-2 2B		2-3 K (backwards)		0-0 E7		4	0	2	0	0	1	2
Pitcher spot		1-3 K		0-0 G4-3		1-1 G6-3		2-0 P5								

Pitcher-spot player		AB	R	H	RBI	BB	SO	LOB
Jason Marquis, L	(1, 1)	3	0	0	0	0	1	3
Bob Howry, L	(7, 1)	0	0	0	0	0	0	0
13 Will Ohman, L	(7, 1)	0	0	0	0	0	0	0
37 Angel Guzman, R	(7, 1)	0	0	0	0	0	0	0
15 Cliff Floyd, L OBP: 0.250, SLG: 0.250	(8, PH)	0	0	0	0	0	0	0
5 Ronny Cedeno, R	(8, PH)	1	0	0	0	0	0	2
47 Scott Eyre, L	(8, 1)	0	0	0	0	0	0	0

livebaseballscorecards.com

AB	37
R	2
H	10
RBI	2
BB	2
SO	5
LOB	15

Inning Stats

Inning	R	E	K	S	H	LOB	BB	P
1	0	0	0	13	2	2	0	17
2	1	0	1	14	2	1	0	17
3	0	0	0	11	1	1	0	18
4	0	0	0	9	1	1	0	12
5	1	1	1	11	1	1	1	18
6	0	0	1	7	1	1	0	11
7	0	0	0	12	2	1	0	21
8	0	1	1	8	0	2	1	16
9	0	0	1	6	0	0	0	8

1B: 6, 2B: 3, 3B: 0, HR: 1, SF: 0, SAC: 0, DP: 0, HBP: 0

WP: 0, PB: 0, SB: 1, CS: 0, PA: 39

PITCHER		IP	WLS	BF	H	R	ER	SO	BB	IBB	HBP	BLK	WP	HR	S	P	ERA	WHIP
Kyle Lohse, R ERA: 2.84	(1, 1)	6.1		29	10	2	2	3	1	0	0	0	0	1	72	103	2.84	1.737
Victor Santos, R ERA:	(7, 1)	0.2	W	2	0	0	0	0	0	0	0	0	0	0	5	11	0.00	0.000
Rheal Cormier, L ERA:	(8, 1)	0.1	H	1	0	0	0	0	0	0	0	0	0	0	2	2	0.00	0.000
35 Kirk Saarloos, R ERA:	(8, 1)	0.1	H	3	0	0	0	1	1	0	0	0	0	0	5	11	0.00	3.000
29 Mike Stanton, L ERA:	(8, 1)	0.1	H	1	0	0	0	0	0	0	0	0	0	0	1	3	0.00	0.000

PITCHER		IP	WLS	BF	H	R	ER	SO	BB	IBB	HBP	BLK	WP	HR	S	P	ERA	WHIP
25 David Weathers, R ERA:	(9, 1)	1.0	S	3	0	0	0	1	0	0	0	0	0	0	6	8	0.00	0.000

BOTTOM

Batter	1	2	3	4	5	6	7	8	9	AB	R	H	RBI	BB	SO	LOB
6 Ryan Freel, R (1, 8) OBP: 0.385, SLG: 0.300	F X 0-1 ① G4-3		C B B D X 3-1 ③ F9		F B C B B B 4-2 BB		B B S B B 4-1 PB WP 1-2 BB			2	0	0	0	2	0	1
Adam Dunn, L (1, 7) OBP: 0.462, SLG: 0.909	B X 1-0 4 G3-6-3 1B			X 0-0 ① G4-3	C B C S 1-3 ③ K		B D F B S B 4-2 1-3 2-H BB			3	0	1	0	1	1	2
4 Brandon Phillips, R (1, 4) OBP: 0.250, SLG: 0.100	B X 1-0 ② ③ G3-6-3 1-2f			C C B B F X 2-2 G1-3 12 S 1B		F X 0-1 ① G6-3	C B X 1-1 ③ L7			4	1	1	0	0	0	3
Ken Griffey Jr., L (1, 9) OBP: 0.417, SLG: 0.300		B F B B X 3-1 ① F7		B B F X 2-1 ② G1-3 1-3		B S C B X 2-2 ② F8		B B C B C S 3-3 ① K		4	0	0	0	0	1	1
12 Edwin Encarnación, R (1, 5) OBP: 0.364, SLG: 0.222 Chad Moeller, R (9, 2)		F B X 1-1 ② F8		X 0-0 3-H 1B		C S F F F X 0-2 ③ F8		B F B F B B 4-2 HR BB		3 0	1 0	1 0	1 0	1 0	0 0	0 0
Scott Hatteberg, L (1, 3) OBP: 0.333, SLG: 0.625		C C F B B F F B X 3-2 ③ G6-3		C B 1 SAFE 1 SAFE X 1-1 ③ F9			B B C X 2-1 G4-3 2 SH5-4 1B 1B	B X 1-0 1-H HR		4	2	2	2	0	0	1
2 Alex Gonzalez, R (1, 6) OBP: 0.300, SLG: 0.250			C X 0-1 SH1-4 1B		B C B X 2-1 ① G5-3		X 0-0 ① SH5-4 1-2	C F F T 0-2 ② K		3	0	1	0	0	1	0
Javier Valentin, S (1, 2) OBP: 0.500, SLG: 0.667 25 David Weathers, R (9, 1)			1 SAFE B X 1-0 ① P5		B C B B B 4-1 SH2-4 BB		X 0-0 ② G4-3 2-3	B B X 2-0 2B		3 0	0 0	1 0	0 0	1 0	0 0	2 0
Kyle Lohse, R (1, 1) Victor Santos, R (7, 1) Jeff Conine, R (7, PH) OBP: 0.200, SLG: 0.200 Rheal Cormier, L (8, 1) 35 Kirk Saarloos, R (8, 1) 29 Mike Stanton, L (8, 1) 9 Juan Castro, R (8, PH) (9, 5)			X 0-0 ② SH1-4 1-2		X 0-0 ② SH2-4 1-2		B C X 1-1 WP 6 BB PB 3-H 1B	X 0-0 ③ L9		0 0 1 0 0 0 0 1	0 0 1 0 0 0 0 0	0 0 1 0 0 0 0 0	0 0 1 0 0 0 0 0	0 0 0 0 0 0 0 0	0 0 0 0 0 0 0 0	0 0 0 0 0 0 0 1
Inning Stats	R: 0 E: 0 K: 0 S: 4 H: 1 LOB: 0 BB: 0 P: 6	R: 0 E: 0 K: 0 S: 10 H: 0 LOB: 0 BB: 0 P: 17	R: 0 E: 0 K: 0 S: 6 H: 1 LOB: 1 BB: 0 P: 10	R: 1 E: 0 K: 0 S: 10 H: 2 LOB: 1 BB: 0 P: 15	R: 0 E: 0 K: 1 S: 9 H: 0 LOB: 2 BB: 2 P: 20	R: 0 E: 0 K: 0 S: 12 H: 0 LOB: 0 BB: 0 P: 14	R: 2 E: 0 K: 0 S: 11 H: 2 LOB: 2 BB: 2 P: 23	R: 2 E: 0 K: 2 S: 12 H: 2 LOB: 1 BB: 1 P: 22		1B: 6 2B: 1 3B: 0 HR: 1	SF: 0 SAC: 3 DP: 1 HBP: 0					

PITCHER		IP	WLS	BF	H	R	ER	SO	BB	IBB	HBP	BLK	WP	HR	S	P	ERA	WHIP
Jason Marquis, R ERA: 1.5	(1, 1)	6.0		23	4	1	1	1	2	0	0	0	0	0	51	82	1.50	1.000
Bob Howry, R ERA: 5.4	(7, 1)	0.2	L	5	2	2	1	0	1	0	0	0	0	0	7	14	13.50	4.500
13 Will Ohman, L ERA:	(7, 1)	0.0		1	0	0	0	0	1	0	0	0	1	0	2	6	∞	∞
37 Angel Guzman, R ERA:	(7, 1)	0.1		1	0	0	0	0	0	0	0	0	0	0	2	3	0.00	0.000
47 Scott Eyre, L ERA: 18.0	(8, 1)	1.0		6	2	2	2	2	1	0	0	0	0	1	12	22	18.00	3.000

PITCHER	IP	WLS	BF	H	R	ER	SO	BB	IBB	HBP	BLK	WP	HR	S	P	ERA	WHIP

Chicago Cubs @ Cincinnati Reds

Great American Ball Park, Cincinnati, OH

Thu Apr 05 2007, 12:35 PM EDT

Att. 25,070 - Overcast - 35 F

livebaseballscorecards.com

AB	28
R	5
H	8
RBI	4
BB	5
SO	3
LOB	11

WP: 1	PA: 36		
PB: 1			
SB: 1			
CS: 0			

Batter	1	2	3	4	5	6	7	8	9	AB	R	H	RBI	BB	SO	LOB
12 Alfonso Soriano, R (1, 8) OBP: 0.263, SLG: 0.333	1-2 FC5-4 2B 1-0 P3			F B B X 2-1 ① G4-3	C X 0-1 ③ G6-3		F F B F S 1-3 ② K		5	1	1	0	0	1	1
Jacque Jones, L (1, 9) OBP: 0.222, SLG: 0.125	H 1-0 25 FC5-4 HBP	B C B X 2-1 ① P5		B X 1-0 ② G3-1			C X 0-1 16 1B 15 2B 1B	B F X 1-1 ③ G3-1		4	1	1	0	0	0	0
25 Derrek Lee, R (1, 3) OBP: 0.421, SLG: 0.412	C B X 1-1 ① FC5-4 16 1B 15 2B 1-2f 2-3	B S B S X 2-2 2B		C F B F B X 2-2 1B			F 1 SAFE X 0-1 ① F8		X 0-0 ① G6-3	5	1	2	0	0	0	3
16 Aramis Ramirez, R (1, 5) OBP: 0.500, SLG: 0.556	B X 1-0 15 2B 15 E 1B 1-2 3-H	C F B C 1-3 ② K		1 SAFE F C S 0-3 ③ K			X 0-0 15 2B 1B 1-2		B F B F S 2-3 ② K	5	1	2	1	0	3	2
15 Cliff Floyd, L (1, 7) OBP: 0.375, SLG: 0.625 2 Ryan Theriot, R (7, PR) (7, 7)	C X 0-1 E8 1B 2B 1-H 2-H	S X 0-1 ③ G3-1			B B S F C 2-3 ① K		F F B F X 1-2 ② 1B 2B 1-H 2-H		B B B B 4-0 FC6-4 BB	4 0	1 1	2 0	2 0	0 1	1 0	1 0
Michael Barrett, R (1, 2) OBP: 0.235, SLG: 0.133	C B X 1-1 HR 1B 3-H		B B C B B 4-1 BB		C F S 0-3 ② K		X 0-0 2-H 1B		C B B X 2-1 ③ FC6-4 1-2f	4	1	2	2	1	1	1
Mark DeRosa, R (1, 4) OBP: 0.533, SLG: 0.923	B 1 SAFE C B B C X 3-2 1-H HR		C 1 SAFE F S 0-3 ① K		B S C F B F X 2-2 ③ G5-3		C F S 0-3 ③ K			4	1	1	2	0	2	3
Cesar Izturis, S (1, 6) OBP: 0.375, SLG: 0.533	X 0-0 2B		B X 1-0 ② L7			B C B S F B C 3-3 ① K		C B X 1-1 ① G5-3		4	0	1	0	0	1	1
53 Rich Hill, L (1, 1) 5 Ronny Cedeno, R (8, PH) OBP: 0.500, SLG: 2.000 37 Angel Guzman, R (8, 1)	B S F B S 2-3 ② K		X 0-0 ③ F7			S X 0-1 ② G3-1		B B X 2-0 HR		3 1 0	0 1 0	0 1 0	0 1 0	0 0 0	1 0 0	2 0 0
Inning Stats	R: 6 E: 1 K: 1 S: 18 H: 6 LOB: 1 BB: 0 P: 29	R: 0 E: 0 K: 1 S: 10 H: 1 LOB: 1 BB: 0 P: 15	R: 0 E: 0 K: 1 S: 6 H: 0 LOB: 1 BB: 1 P: 11	R: 0 E: 0 K: 1 S: 10 H: 1 LOB: 1 BB: 0 P: 15	R: 0 E: 0 K: 2 S: 11 H: 0 LOB: 0 BB: 0 P: 15	R: 0 E: 0 K: 1 S: 8 H: 0 LOB: 0 BB: 0 P: 11	R: 2 E: 0 K: 1 S: 13 H: 4 LOB: 2 BB: 0 P: 14	R: 1 E: 0 K: 1 S: 9 H: 1 LOB: 0 BB: 0 P: 14	R: 0 E: 0 K: 1 S: 6 H: 0 LOB: 1 BB: 1 P: 14	1B: 6 2B: 5 3B: 0 HR: 2 SF: 0 SAC: 0 DP: 0 HBP: 1						

TOP

Chicago Cubs @ Milwaukee Brewers

Miller Park, Milwaukee, WI

Fri Apr 06 2007, 7:05 PM CDT

Att. 41,758 - Roof Closed - 60 F

livebaseballscorecards.com

AB	39
R	9
H	13
RBI	8
BB	2
SO	10
LOB	14

PITCHER		IP	WLS	BF	H	R	ER	SO	BB	IBB	HBP	BLK	WP	HR	S	P	ERA	WHIP
31 Dave Bush, R ERA: 9.0	(1, 1)	6.0	L	28	8	6	6	7	1	0	1	0	0	1	63	96	9.00	1.500
46 Claudio Vargas, R ERA: 13.5	(7, 1)	2.0		10	5	3	3	2	0	0	0	0	0	1	22	28	13.50	2.500
12 Carlos Villanueva, R ERA: 27.0	(9, 1)	1.0		4	0	0	0	1	1	0	0	0	0	0	6	14	0.00	1.000

PITCHER	IP	WLS	BF	H	R	ER	SO	BB	IBB	HBP	BLK	WP	HR	S	P	ERA	WHIP

WP: 0 PB: 0 SB: 0 CS: 0

PA: 42

Batter	1	2	3	4	5	6	7	8	9	AB	R	H	RBI	BB	SO	LOB
23 Rickie Weeks Jr., R (1, 4) OBP: 0.278, SLG: 0.267	B C F S 1-3 ① K			B F S F S 1-3 ① K		B X 1-0 ① F3		C S D B F S 2-3 ③ K 1-2		4	0	0	0	0	3	3
7 J.J. Hardy, R (1, 6) OBP: 0.389, SLG: 0.500	C B X 1-1 ② F8			C S F F F X 0-2 ② F9		B C B X 2-1 ② F4			B F C F X 1-2 ① F9	4	0	0	0	0	0	2
28 Prince Fielder, L (1, 3) OBP: 0.278, SLG: 0.471	B X 1-0 ③ G6-3			B B X 2-0 ③ F8		C F S 0-3 ③ K			F B B X 2-1 2 2B 2B 1B	4	1	1	0	0	1	2
2 Bill Hall, R (1, 8) OBP: 0.294, SLG: 0.588		F C B C 1-3 ① K			C B S S 1-3 ① K		F F B X 1-2 ① L5		B B X 2-0 1-3 2B 2B	4	1	1	0	0	2	0
Johnny Estrada, S (1, 2) OBP: 0.471, SLG: 0.533		F X 0-1 ② P3			X 0-0 ② G6-3		B F C B F F X 2-2 ② F9		F S S 0-3 ② K	4	0	0	0	0	1	2
Kevin Mench, R (1, 7) OBP: 0.333, SLG: 0.636		C F C 0-3 ③ K			X 0-0 ③ P6		C B X 1-1 ③ L9		B X 1-0 2-H 3-H 2B	4	0	1	2	0	1	0
1 Corey Hart, R (1, 9) OBP: 0.231, SLG: 0.538			X 0-0 ① F8			B X 1-0 HR		B X 1-0 ① F8	B X 1-0 ③ G1-3	4	1	1	1	0	0	1
9 Tony Graffanino, R (1, 5) OBP: 0.500, SLG: 0.400			B C B X 2-1 ② P4			C B X 1-1 E5 E		C B X 1-1 22 FC5-4 1B		3	0	1	0	0	0	0
31 Dave Bush, R (1, 1)			C C F B X 1-2 ③ L8			C X 0-1 FC1 1-2		B F X 1-1 ② FC5-4 23 DI 1-2f		1	0	0	0	0	0	0
Geoff Jenkins, L (6, PH) OBP: 0.500, SLG: 0.667										1	0	0	0	0	0	1
46 Claudio Vargas, R (7, 1)										0	0	0	0	0	0	0
22 Tony Gwynn Jr., L (8, PH)										1	0	0	0	0	0	1
12 Carlos Villanueva, R (9, 1)										0	0	0	0	0	0	0
Inning Stats	R: 0 E: 0 K: 1 S: 6 H: 0 LOB: 0 BB: 0 P: 9	R: 0 E: 0 K: 2 S: 8 H: 0 LOB: 0 BB: 0 P: 9	R: 0 E: 0 K: 0 S: 7 H: 0 LOB: 0 BB: 0 P: 10	R: 0 E: 0 K: 1 S: 11 H: 0 LOB: 0 BB: 0 P: 14	R: 0 E: 0 K: 1 S: 5 H: 0 LOB: 0 BB: 0 P: 6	R: 1 E: 2 K: 1 S: 11 H: 1 LOB: 2 BB: 0 P: 16	R: 0 E: 0 K: 0 S: 10 H: 0 LOB: 0 BB: 0 P: 14	R: 0 E: 0 K: 1 S: 9 H: 1 LOB: 1 BB: 0 P: 14	R: 2 E: 0 K: 1 S: 12 H: 3 LOB: 1 BB: 0 P: 19	1B: 2 2B: 2 3B: 0 HR: 1	SF: 0 SAC: 0 DP: 0 HBP: 0			WP: 0 PB: 0 SB: 0 CS: 0	PA: 34		

PITCHER		IP	WLS	BF	H	R	ER	SO	BB	IBB	HBP	BLK	WP	HR	S	P	ERA	WHIP
53 Rich Hill, L ERA: 1.29	(1, 1)	7.0	W	24	1	1	1	6	0	0	0	0	0	1	58	78	1.29	0.143
37 Angel Guzman, R ERA: 7.71	(8, 1)	2.0		10	4	2	2	2	0	0	0	0	0	0	21	33	9.00	2.000

PITCHER	IP	WLS	BF	H	R	ER	SO	BB	IBB	HBP	BLK	WP	HR	S	P	ERA	WHIP

BOTTOM

Chicago Cubs @ Milwaukee Brewers

Miller Park, Milwaukee, WI

Fri Apr 06 2007, 7:05 PM CDT
Att. 41,758 - Roof Closed - 60 F

livebaseballscorecards.com

AB	34
R	3
H	5
RBI	3
BB	0
SO	8
LOB	12

Chicago Cubs @ Milwaukee Brewers

Miller Park, Milwaukee, WI

Sat Apr 07 2007, 12:05 PM CDT
Att. 41,282 - Roof Closed - 59 F

TOP

livebaseballscorecards.com

Batter	1	2	3	4	5	6	7	8	9	AB	R	H	RBI	BB	SO	LOB
12 Alfonso Soriano, R (1, 8) OBP: 0.250, SLG: 0.348	S X 0-1 ① P3	C F F S 0-3 ③ K			C S B X 1-2 2B	B F B B X 3-1 ① G3-1		1 SAFE S F C 0-3 ① K	5	0	1	0	0	2	2
Cesar Izturis, S (1, 6) OBP: 0.333, SLG: 0.500	B C F X 1-2 ② F7		B B X 2-0 ① G4-3		2 SAFE C B B B 2 SAFE X 2-1 ③ P5		C B B X 2-1 25 1B 2B	B 1 SAFE B X 2-0 ②③ G6-4-3 1-2f	5	1	1	0	0	0	2
25 Derrek Lee, R (1, 3) OBP: 0.478, SLG: 0.524	B S X 1-1 2B		B C B F F X 2-2 ② F8			C B F X 1-2 16 HR 1B	C C X 0-2 16 G6-3 2-H 1B		4	1	3	1	0	0	0
16 Aramis Ramirez, R (1, 5) OBP: 0.455, SLG: 0.636	F F F D F X 1-2 ③ G4-3		B B B S X 3-1 ③ F9			1 SAFE F B X 1-1 1-H HR	B B F F 1 SAFE B X 3-2 ② G6-3 1-2		4	1	1	2	0	0	2
Jacque Jones, L (1, 9) OBP: 0.227, SLG: 0.150		B X 1-0 ① G1-3		C B B B X 3-1 ① P4		C X 0-1 FC6-4 19 1B 24 SF9 1B	B F F X 1-2 ③ G4-3		4	1	1	0	0	0	1
19 Matt Murton, R (1, 7) OBP: 0.417, SLG: 0.364		B B C B F X 3-2 3B 1B		C B B F C 2-3 ② K		C X 0-1 FC6-4 1-2 1B		C X 0-1 ① G6-3	4	1	2	0	0	1	0
Mark DeRosa, R (1, 4) OBP: 0.474, SLG: 0.882	1 SAFE 1 SAFE F B C 1 SAFE D B B F 3-2 1 SAFE X 38 1B 1-H 3B			F F S 0-3 ③ K		C B B X 2-1 ① FC6-4 1-2f 2-3		C C B F B F X 2-2 ② G5-3	4	1	1	1	0	1	2
24 Henry Blanco, R (1, 2)		F X 0-1 ② G5-3			B B F X 2-1 ① P6	F X 0-1 ② SF9 3-H		S X 0-1 ③ L8	3	0	0	1	0	0	1
38 Carlos Zambrano, S (1, 1) OBP: 0.200, SLG: 0.200 Bob Howry, L (8, 1) 32 Daryle Ward, L (9, PH) OBP: 1.000, SLG: 1.000 2 Ryan Theriot, R (9, PR) 46 Ryan Dempster, R (9, 1)		F S B X 1-2 3-H 1B			F C X 0-2 ② G6-3	X 0-0 ③ F7		X 0-0 G6-4-3 1B	3 0 1 0 0	0 0 0 0 0	1 0 1 0 0	1 0 0 0 0	0 0 0 0 0	0 0 0 0 0	1 0 0 0 0
Inning Stats	R: 0 H: 1 E: 0 LOB: 1 K: 0 BB: 0 S: 12 P: 15	R: 2 H: 3 E: 0 LOB: 1 K: 1 BB: 0 S: 17 P: 25	R: 0 H: 0 E: 0 LOB: 0 K: 0 BB: 0 S: 7 P: 14	R: 0 H: 0 E: 0 LOB: 0 K: 2 BB: 0 S: 8 P: 13	R: 0 H: 1 E: 0 LOB: 1 K: 0 BB: 0 S: 10 P: 15	R: 3 H: 4 E: 0 LOB: 1 K: 0 BB: 0 S: 14 P: 18	R: 1 H: 2 E: 0 LOB: 1 K: 0 BB: 0 S: 13 P: 22	R: 0 H: 0 E: 0 LOB: 0 K: 0 BB: 0 S: 9 P: 11	R: 0 H: 1 E: 0 LOB: 1 K: 1 BB: 0 S: 5 P: 7	1B: 7 SF: 1 2B: 3 SAC: 0 3B: 1 DP: 1 HR: 1 HBP: 0						WP: 0 PA: 38 PB: 0 SB: 0 CS: 0

	AB	37
	R	6
	H	12
	RBI	6
	BB	0
	SO	4
	LOB	11

PITCHER	IP	WLS	BF	H	R	ER	SO	BB	IBB	HBP	BLK	WP	HR	S	P	ERA	WHIP
15 Ben Sheets, R (1, 1) ERA: 3.6	6.0	L	27	9	5	5	3	0	0	0	0	0	1	68	100	7.50	1.500
45 Elmer Dessens, R (7, 1) ERA: 4.5	1.0		5	2	1	1	0	0	0	0	0	0	0	13	22	9.00	2.000
41 Greg Aquino, R (8, 1) ERA:	2.0		6	1	0	0	1	0	0	0	0	0	0	14	18	0.00	0.500

PITCHER	IP	WLS	BF	H	R	ER	SO	BB	IBB	HBP	BLK	WP	HR	S	P	ERA	WHIP

Batter	1	2	3	4	5	6	7	8	9	AB	R	H	RBI	BB	SO	LOB
23 Rickie Weeks Jr., R (1, 4) OBP: 0.273, SLG: 0.421	S S C 0-3 ① K			B F B C B X 3-2 HR		X 0-0 ① G5-3		B C S B X 2-2 ① P2		4	1	1	1	0	1	0
7 J.J. Hardy, R (1, 6) OBP: 0.409, SLG: 0.474	B F C F F B B F F 3-3 ② K			C B B C F B B 4-2 28 G3-6 BB		B C C B B F X 3-2 28 2B 1B		C B X 1-1 ② F8		3	1	1	0	1	1	0
28 Prince Fielder, L (1, 3) OBP: 0.273, SLG: 0.476	F B F S 1-3 ③ K			X 0-0 ① ② G3-6 1-2f		S B B B F X 2-2 1-H 2B		B B C F S 2-3 ③ K		4	0	1	1	0	2	1
2 Bill Hall, R (1, 8) OBP: 0.286, SLG: 0.500		X 0-0 ① G6-3		B B B B 4-0 1B BB		D B C B X 3-1 ② F8			C S F X 0-2 ① F9	3	0	0	0	1	0	1
Johnny Estrada, S (1, 2) OBP: 0.429, SLG: 0.474		C B S B X 2-2 ② F7		S 1 B S B X SAFE 2-2 1-3 1B		D T B X 2-1 ③ F9			B C F S 1-3 ② K	4	0	1	0	0	1	1
Geoff Jenkins, L (1, 7) OBP: 0.429, SLG: 0.769		S B S B B S 3-3 ③ K		B F B F T 2-2 ③ K			B B B C X 3-1 HR		B C S S 1-3 ③ K	4	1	1	1	0	3	2
1 Corey Hart, R (1, 9) OBP: 0.188, SLG: 0.438			M X 0-1 ① G6-3		F B S X 1-2 ① F9		C S B B F S 2-3 ① K			3	0	0	0	0	1	0
Craig Counsell, L (1, 5) OBP: 0.091, SLG: 0.200			C X 0-1 ② F8		B X 1-0 ② G4-3		B C X 1-1 ② G3-1			3	0	0	0	0	0	0
15 Ben Sheets, R (1, 1) 45 Elmer Dessens, R (7, 1) 22 Tony Gwynn Jr., L (7, PH) 41 Greg Aquino, R (8, 1)			C X 0-1 ③ P3		X 0-0 ③ G6-3		C C X 0-2 ③ G4-3			2 0 1 0	0 0 0 0	0 0 0 0	0 0 0 0	0 0 0 0	0 0 0 0	0 0 0 0
Inning Stats	R: 0 H: 0 E: 0 LOB: 0 K: 3 BB: 0 S: 13 P: 17	R: 0 H: 0 E: 0 LOB: 0 K: 1 BB: 0 S: 7 P: 12	R: 0 H: 0 E: 0 LOB: 0 K: 0 BB: 0 S: 6 P: 6	R: 1 H: 2 E: 0 LOB: 2 K: 1 BB: 2 S: 13 P: 28	R: 0 H: 0 E: 0 LOB: 0 K: 0 BB: 0 S: 5 P: 7	R: 1 H: 2 E: 0 LOB: 1 K: 0 BB: 0 S: 12 P: 22	R: 1 H: 1 E: 0 LOB: 0 K: 1 BB: 0 S: 11 P: 17	R: 0 H: 0 E: 0 LOB: 0 K: 1 BB: 0 S: 8 P: 13	R: 0 H: 0 E: 0 LOB: 0 K: 2 BB: 0 S: 10 P: 12	1B: 2 SF: 0 2B: 1 SAC: 0 3B: 0 DP: 1 HR: 2 HBP: 0						WP: 0 PA: 33 PB: 0 SB: 0 CS: 0

PITCHER		IP	WLS	BF	H	R	ER	SO	BB	IBB	HBP	BLK	WP	HR	S	P	ERA	WHIP
38 Carlos Zambrano, R ERA: 6.0	(1, 1)	7.0	W	27	5	3	3	6	2	0	0	0	0	2	67	109	3.86	1.000
Bob Howry, R ERA: 3.38	(8, 1)	1.0	H	3	0	0	0	1	0	0	0	0	0	0	8	13	0.00	0.000
46 Ryan Dempster, R ERA:	(9, 1)	1.0	S	3	0	0	0	2	0	0	0	0	0	0	10	12	0.00	0.000

PITCHER	IP	WLS	BF	H	R	ER	SO	BB	IBB	HBP	BLK	WP	HR	S	P	ERA	WHIP

BOTTOM

Chicago Cubs @ Milwaukee Brewers

Miller Park, Milwaukee, WI

Sat Apr 07 2007, 12:05 PM CDT
Att. 41,282 - Roof Closed - 59 F

livebaseballscorecards.com

AB	31
R	3
H	5
RBI	3
BB	2
SO	9
LOB	5

Chicago Cubs @ Milwaukee Brewers

Miller Park, Milwaukee, WI

Sun Apr 08 2007, 1:05 PM CDT

Att. 28,019 - Roof Closed - 61 F

TOP

livebaseballscorecards.com

Batter	1	2	3	4	5	6	7	8	9	AB	R	H	RBI	BB	SO	LOB
12 Alfonso Soriano, R (1, 8) OBP: 0.241, SLG: 0.357	G1-3			P5		2 E 25 2B 1-3 2B	G6-3		P3	5	1	1	0	0	0	1
2 Ryan Theriot, R (1, 9) (5, 7)	F9			G4-3		E1 25 2B 2-3 3-H	F9		1-2 BB	4	1	0	1	1	0	1
25 Derrek Lee, R (1, 3) OBP: 0.500, SLG: 0.560	K			1B		1B 1-H 3-H 2B		16 1B HBP	K	4	1	2	2	0	2	2
16 Aramis Ramirez, R (1, 5) OBP: 0.462, SLG: 0.600		K		F9		1B 4-2 BB		1B 1-2		3	0	1	0	1	1	1
Mark DeRosa, R (1, 4) OBP: 0.391, SLG: 0.714		K	K		K					4	0	0	0	0	4	4
Michael Barrett, R (1, 2) OBP: 0.238, SLG: 0.158		G5-3			F8	15 BB 1-3 2-H 1B		L7		4	0	1	1	0	0	2
19 Matt Murton, R (1, 7) OBP: 0.357, SLG: 0.308			G3-1		G4-3	1-2 BB		K		2	0	0	0	0	0	0
43 Michael Wuertz, R (6, 1)										0	0	0	0	0	0	0
13 Will Ohman, L (7, 1)										0	0	0	0	0	0	0
32 Daryle Ward, L (8, PH) OBP: 0.667, SLG: 0.500										1	0	0	0	0	1	2
47 Scott Eyre, L (8, 1)										0	0	0	0	0	0	0
5 Ronny Cedeno, R (1, 6) OBP: 0.167, SLG: 0.667		G3				F7	F7		K	4	0	0	0	0	1	3
52 Wade Miller, R (1, 1)										1	0	0	0	0	0	0
48 Neal Cotts, L (5, 1)										0	0	0	0	0	0	0
Jacque Jones, L (5, 9) OBP: 0.280, SLG: 0.182		G5-3				12 2B 2 E 1B	G4-3		2 BB	2	1	1	0	1	0	0
15 Cliff Floyd, L (6, PH) OBP: 0.444, SLG: 0.625									BB	0	0	0	0	1	0	0

Inning Stats	1	2	3	4	5	6	7	8	9
	R: 0 E: 0 K: 1 S: 8	R: 0 E: 0 K: 2 S: 8	R: 0 E: 0 K: 0 S: 5	R: 0 E: 0 K: 0 S: 12	R: 0 E: 0 K: 1 S: 8	R: 4 E: 1 K: 1 S: 29	R: 0 E: 0 K: 0 S: 8	R: 0 E: 0 K: 2 S: 10	R: 0 E: 0 K: 2 S: 11
	H: 0 LOB: 0 BB: 0 P: 10	H: 0 LOB: 0 BB: 0 P: 11	H: 0 LOB: 0 BB: 0 P: 8	H: 1 LOB: 1 BB: 0 P: 19	H: 0 LOB: 0 BB: 0 P: 14	H: 4 LOB: 3 BB: 2 P: 50	H: 0 LOB: 0 BB: 0 P: 13	H: 1 LOB: 2 BB: 0 P: 18	H: 0 LOB: 2 BB: 2 P: 23

1B: 4	SF: 0
2B: 2	SAC: 0
3B: 0	DP: 0
HR: 0	HBP: 1

WP: 0	PA: 39
PB: 0	
SB: 0	
CS: 0	

AB	34
R	4
H	6
RBI	4
BB	4
SO	9
LOB	16

PITCHER		IP	WLS	BF	H	R	ER	SO	BB	IBB	HBP	BLK	WP	HR	S	P	ERA	WHIP
39 Chris Capuano, L ERA: 4.35	(1, 1)	5.1	W	22	4	4	2	4	1	0	0	0	0	0	59	93	3.38	0.938
Matt Wise, R ERA:	(6, 1)	0.1	H	2	1	0	0	1	0	0	0	0	0	0	8	12	0.00	3.000
Brian Shouse, L ERA:	(6, 1)	0.2	H	3	0	0	0	0	1	0	0	0	0	0	7	14	0.00	1.500
12 Carlos Villanueva, R ERA: 16.2	(7, 1)	0.2	H	2	0	0	0	0	0	0	0	0	0	0	4	6	0.00	0.000
Derrick Turnbow, R ERA:	(8, 1)	1.0	H	5	1	0	0	2	0	0	1	0	0	0	10	18	0.00	1.000

PITCHER		IP	WLS	BF	H	R	ER	SO	BB	IBB	HBP	BLK	WP	HR	S	P	ERA	WHIP
Francisco Cordero, R ERA:	(9, 1)	1.0		5	0	0	0	2	2	0	0	0	0	0	11	23	0.00	2.000

BOTTOM

Chicago Cubs @ Milwaukee Brewers

Miller Park, Milwaukee, WI

Sun Apr 08 2007, 1:05 PM CDT
Att. 28,019 - Roof Closed - 61 F

livebaseballscorecards.com

Batter	1	2	3	4	5	6	7	8	9	AB	R	H	RBI	BB	SO	LOB
23 Rickie Weeks Jr., R (1, 4) OBP: 0.296, SLG: 0.391	G3	1B		F8		G5-3		3B IBB		4	1	1	0	1	0	1
Craig Counsell, L (1, 5) OBP: 0.250, SLG: 0.533	L3	F8		CS	7 1B 28 1B 2B	1B		1-H 2-H 3-H 3B		5	1	3	3	0	0	2
7 J.J. Hardy, R (1, 6) OBP: 0.370, SLG: 0.417	F8	G5-3			28 1B E 1B	K		L5		5	1	1	0	0	1	4
28 Prince Fielder, L (1, 3) OBP: 0.296, SLG: 0.440		HR BB	F7		E 1B	P5		K		4	1	1	1	1	1	1
Geoff Jenkins, L (1, 7) OBP: 0.389, SLG: 0.824		HR	G3		E4	G6-3				4	1	1	3	0	0	1
18 Gabe Gross, L (1, 9) OBP: 0.500, SLG: 1.333 Matt Wise, R (6, 1) Brian Shouse, L (6, 1) 12 Carlos Villanueva, R (7, 1) 2 Bill Hall, R (7, PH) OBP: 0.273, SLG: 0.476 Derrick Turnbow, R (8, 1) Francisco Cordero, R (9, 1)		HR	BB		K	P2				2 0 0 0 1 0 0	1 0 0 0 0 0 0	1 0 0 0 0 0 0	1 0 0 0 0 0 0	1 0 0 0 0 0 0	1 0 0 0 0 0 0	2 0 0 0 0 0 0
Damian Miller, R (1, 2) OBP: 0.250, SLG: 0.500		22 G3 39 1B 2B	F9		K			P3		4	1	1	0	0	1	3
22 Tony Gwynn Jr., L (1, 8) OBP: 0.286, SLG: 0.286		G3		CS 1B	F8			1B PB 3B 1B		4	1	2	0	0	0	3
39 Chris Capuano, L (1, 1) OBP: 0.250, SLG: 0.250 Kevin Mench, R (6, 9) OBP: 0.357, SLG: 0.615		23 1B 1B		P5		G4-3		23 WP 3B 1B		2 2	0 1	1 1	1 0	0 0	0 0	1 0
Inning Stats	R: 0 E: 0 K: 0 S: 7 H: 0 LOB: 0 BB: 0 P: 10	R: 4 E: 0 K: 0 S: 19 H: 5 LOB: 2 BB: 1 P: 31	R: 0 E: 0 K: 0 S: 8 H: 0 LOB: 1 BB: 1 P: 14	R: 0 E: 0 K: 0 S: 5 H: 1 LOB: 0 BB: 0 P: 7	R: 2 E: 1 K: 2 S: 20 H: 3 LOB: 2 BB: 0 P: 30	R: 0 E: 0 K: 1 S: 12 H: 1 LOB: 1 BB: 0 P: 16	R: 0 E: 0 K: 0 S: 5 H: 0 LOB: 0 BB: 0 P: 8	R: 3 E: 0 K: 1 S: 16 H: 3 LOB: 1 BB: 1 P: 28		1B: 8 2B: 2 3B: 1 HR: 2	SF: 0 SAC: 0 DP: 0 HBP: 0					

	AB	37
	R	9
	H	13
	RBI	9
	BB	3
	SO	4
	LOB	18

WP: 1 PB: 1 SB: 0 CS: 1 PA: 41

PITCHER		IP	WLS	BF	H	R	ER	SO	BB	IBB	HBP	BLK	WP	HR	S	P	ERA	WHIP
52 Wade Miller, R ERA: 13.5	(1, 1)	4.0	L	22	9	6	6	0	2	0	0	0	0	2	45	71	13.50	2.750
48 Neal Cotts, L ERA:	(5, 1)	1.0		4	0	0	0	2	0	0	0	0	0	0	14	21	0.00	0.000
43 Michael Wuertz, R ERA:	(6, 1)	1.0		4	1	0	0	1	0	0	0	0	0	0	12	16	0.00	1.000
13 Will Ohman, L ERA:	(7, 1)	1.0		3	0	0	0	0	0	0	0	0	0	0	5	8	0.00	0.000
47 Scott Eyre, L ERA: 22.5	(8, 1)	1.0		7	3	3	3	1	0	1	0	0	1	0	16	28	27.00	3.000

PITCHER	IP	WLS	BF	H	R	ER	SO	BB	IBB	HBP	BLK	WP	HR	S	P	ERA	WHIP

Batter	1	2	3	4	5	6	7	8	9	AB	R	H	RBI	BB	SO	LOB
Craig Biggio, R (1, 4) OBP: 0.267, SLG: 0.467	X 0-0 2 2B 2B		B S F C 1-3 ② K		X 0-0 2 SH2-4 17 SF9 2B		X 0-0 ① SH1-4 1-2 2-3	B C B X 2-1 ③ G6-3		4	2	2	0	0	1	1
2 Chris Burke, R (1, 8) OBP: 0.321, SLG: 0.375	L L B D X 2-2 17 G1-3 2-H 2B		B F X 1-1 ③ P2		X 0-0 ① SH2-4 2-3		C S C 0-3 ② K		X 0-0 ① F7	4	0	1	1	0	1	2
17 Lance Berkman, S (1, 3) OBP: 0.241, SLG: 0.292	X 0-0 ① G1-3 2-3			C B B F S 2-3 ① K	C X 0-1 ② SF9 3-H		I I I I 4-0 IBB		C S S 0-3 ② K	3	0	0	1	1	2	1
45 Carlos Lee, R (1, 7) OBP: 0.276, SLG: 0.400	X 0-0 ② G5-3			S B B F F X 2-2 1B 2B	X 0-0 ③ F7		F D D C D X 3-2 G6-3		B F C S 1-3 ③ K	5	1	1	0	0	1	4
Morgan Ensberg, R (1, 5) OBP: 0.250, SLG: 0.261	B C F B S 2-3 ③ K			F B F F B F X 2-2 HBP 28 BB 2-H 1B		F B B B X 3-1 ① F8		B F C F B B X 3-2 28 WP 28 HR 2B		4	1	2	1	0	1	1
16 Jason Lane, R (1, 9) OBP: 0.154, SLG: 0.385		X 0-0 ① F9		B 1 SAFE X 1-0 ② P3		B B X 2-0 ② P4		C F S 0-3 ① K		4	0	0	0	0	1	2
28 Adam Everett, R (1, 6) OBP: 0.364, SLG: 0.550		C B X 1-1 ② L6		B B B C F B 4-2 HBP 1-2 BB		C F B X 1-2 ③ F7		F T F B F B F B X 3-2 2-H HR		3	1	1	2	1	0	0
Humberto Quintero, R (1, 2) OBP: 0.286, SLG: 0.167		B F X 1-1 ③ P3		S C H 1-2 1-2 2-3 HBP			F F S 0-3 K SH1-4 1B	X 0-0 ② G4-3		3	0	0	0	0	1	0
Woody Williams, R (1, 1) OBP: 0.200, SLG: 0.200			C B F B S 2-3 ① K	B C B F X 2-2 ③ P2			1 SAFE B B L X 2-1 SH1-4 1-2 1B	X 0-0 2B		3	0	1	0	0	1	3
Chad Qualls, R (7, 1)										0	0	0	0	0	0	0
Luke Scott, L (8, PH) OBP: 0.333, SLG: 0.588										1	0	1	0	0	0	0
21 Rick White, R (8, 1)										0	0	0	0	0	0	0
Dan Wheeler, R (9, 1)										0	0	0	0	0	0	0
Inning Stats	R: 1 E: 0 K: 1 S: 9 H: 2 LOB: 1 BB: 0 P: 13	R: 0 E: 0 K: 0 S: 5 H: 0 LOB: 0 BB: 0 P: 7	R: 0 E: 0 K: 2 S: 8 H: 0 LOB: 0 BB: 0 P: 12	R: 1 E: 0 K: 1 S: 20 H: 2 LOB: 3 BB: 1 P: 34	R: 1 E: 0 K: 0 S: 5 H: 1 LOB: 0 BB: 0 P: 5	R: 0 E: 0 K: 0 S: 6 H: 0 LOB: 0 BB: 0 P: 12	R: 0 E: 0 K: 2 S: 12 H: 1 LOB: 3 BB: 1 P: 21	R: 2 E: 0 K: 1 S: 17 H: 3 LOB: 1 BB: 0 P: 25	R: 0 E: 0 K: 2 S: 7 H: 0 LOB: 0 BB: 0 P: 8	1B: 2 2B: 6 3B: 0 HR: 1	SF: 1 SAC: 2 DP: 0 HBP: 1						

PITCHER		IP	WLS	BF	H	R	ER	SO	BB	IBB	HBP	BLK	WP	HR	S	P	ERA	WHIP
30 Ted Lilly, L ERA: 2.77	(1, 1)	6.0		27	6	3	3	5	1	0	1	0	1	0	58	90	4.50	1.167
43 Michael Wuertz, R ERA:	(7, 1)	1.0		4	0	0	0	1	0	1	0	0	0	0	7	14	0.00	0.000
Bob Howry, R ERA: 7.36	(8, 1)	1.0	L	6	3	2	2	1	0	0	0	0	1	1	17	25	18.00	3.000
46 Ryan Dempster, R ERA:	(9, 1)	1.0		3	0	0	0	2	0	0	0	0	0	0	7	8	0.00	0.000

PITCHER	IP	WLS	BF	H	R	ER	SO	BB	IBB	HBP	BLK	WP	HR	S	P	ERA	WHIP

TOP

Houston Astros @ Chicago Cubs

Wrigley Field, Chicago, IL

Mon Apr 09 2007, 1:20 PM CDT

Att. 41,388 - Overcast - 39 F

livebaseballscorecards.com

AB	34
R	5
H	9
RBI	5
BB	2
SO	9
LOB	14

WP: 2	PA: 40					
PB: 0						
SB: 0						
CS: 0						

BOTTOM

Batter	1	2	3	4	5	6	7	8	9	AB	R	H	RBI	BB	SO	LOB
12 Alfonso Soriano, R (1, 8) OBP: 0.242, SLG: 0.344	C F B X 1-2 25 1B 1B		C B F F F B F S 2-3 ② K		C B X 1-1 ③ F9		X 0-0 ② FC5-4 S E 1-2f			4	1	1	0	0	1	1
Jacque Jones, L (1, 9) OBP: 0.310, SLG: 0.231	C C X 0-2 ① L7		B B B F F B X 3-2 ③ F8			C X 0-1 25 G5-3 16 1B 1B	B F C X 1-2 E4 1-H 1B			4	1	2	0	0	0	1
25 Derrek Lee, R (1, 3) OBP: 0.469, SLG: 0.517	B 1 SAFE 1 SAFE 1 SAFE C B 1 SAFE C X 1-3 1B			X 0-0 E6 15 FC4-6		B C X 1-1 ① G5-3 1-2	B C B B C C X 3-2 ③ F9			4	0	1	0	0	0	2
16 Aramis Ramirez, R (1, 5) OBP: 0.467, SLG: 0.571	C F S 0-3 ② K			B C X 1-1 ① F9		C F D X 1-2 2B 2-H 1B		B B B C B 4-1 15 G6-3 BB		3	1	1	1	1	1	3
15 Cliff Floyd, L (1, 7) OBP: 0.308, SLG: 0.417 46 Ryan Dempster, R (9, 1)	B X 1-0 ③ P2			C B F X 1-2 ② FC4-6 FC5 BB 1-2f		F D C X 1-2 ② L9		B C X 1-1 ①② G6-3 1-2f		4 0	0 0	0 0	0 0	0 0	0 0	5 0
Michael Barrett, R (1, 2) OBP: 0.320, SLG: 0.273		B X 1-0 G6-3 1B		B B B C F B F B 4-2 FC5 1-2 BB		B X 1-0 1-H 2B		B C B C B X 3-2 ③ G1-3		3	0	2	1	1	0	0
Mark DeRosa, R (1, 4) OBP: 0.346, SLG: 0.625 Bob Howry, L (8, 1) 19 Matt Murton, R (9, 7) OBP: 0.333, SLG: 0.286		B C F B B X 3-2 ①② G6-3 1-2f		C F X 0-2 ③ FC5 1-2 2-3f		C B X 1-1 ③ G6-3			B B B C C C X 3-2 ① F7	3 0 1	0 0 0	0 0 0	0 0 0	0 0 0	0 0 0	4 0 0
Cesar Izturis, S (1, 6) OBP: 0.320, SLG: 0.435		B X 1-0 ③ F7			B C F F B B X 3-2 ① G6-3		B B C C B B B 4-2 12 FC5-4 BB		C B X 1-1 ② G3-1	3	0	0	0	1	0	0
30 Ted Lilly, L (1, 1) 43 Michael Wuertz, R (7, 1) 2 Ryan Theriot, R (7, 4) 32 Daryle Ward, L (9, PH) OBP: 0.500, SLG: 0.333			X 0-0 ① L8		B C B C F X 2-2 ② L6		C 1 SAFE L S 0-3 ① K		B B C X 2-1 ③ L6	2 0 1 1	0 0 0 0	0 0 0 0	0 0 0 0	0 0 1 0	0 0 1 0	0 0 1 0
Inning Stats	R: 0 H: 2 E: 0 LOB: 2 K: 1 BB: 0 S: 13 P: 17	R: 0 H: 1 E: 0 LOB: 0 K: 0 BB: 0 S: 5 P: 10	R: 0 H: 0 E: 0 LOB: 0 K: 1 BB: 0 S: 12 P: 17	R: 0 H: 0 E: 1 LOB: 2 K: 0 BB: 1 S: 12 P: 18	R: 0 H: 0 E: 0 LOB: 0 K: 0 BB: 0 S: 10 P: 16	R: 2 H: 3 E: 0 LOB: 1 K: 0 BB: 0 S: 13 P: 18	R: 1 H: 1 E: 1 LOB: 1 K: 1 BB: 1 S: 12 P: 20	R: 0 H: 0 E: 0 LOB: 0 K: 0 BB: 1 S: 6 P: 14	R: 0 H: 0 E: 0 LOB: 0 K: 0 BB: 0 S: 7 P: 13	1B: 6 SF: 0 2B: 1 SAC: 0 3B: 0 DP: 2 HR: 0 HBP: 0						WP: 0 PA: 36 PB: 0 SB: 1 CS: 0	

PITCHER		IP	WLS	BF	H	R	ER	SO	BB	IBB	HBP	BLK	WP	HR	S	P	ERA	WHIP
Woody Williams, R ERA: 4.22	(1, 1)	6.0		25	6	2	2	2	1	0	0	0	0	0	65	96	3.00	1.167
Chad Qualls, R ERA: 6.0	(7, 1)	1.0	W	5	1	1	0	1	1	0	0	0	0	0	12	20	0.00	2.000
21 Rick White, R ERA:	(8, 1)	1.0	H	3	0	0	0	0	1	0	0	0	0	0	6	14	0.00	1.000
Dan Wheeler, R ERA: 6.0	(9, 1)	1.0	S	3	0	0	0	0	0	0	0	0	0	0	7	13	0.00	0.000

PITCHER	IP	WLS	BF	H	R	ER	SO	BB	IBB	HBP	BLK	WP	HR	S	P	ERA	WHIP

Houston Astros @ Chicago Cubs

Wrigley Field, Chicago, IL

Mon Apr 09 2007, 1:20 PM CDT

Att. 41,388 - Overcast - 39 F

livebaseballscorecards.com

AB	33
R	3
H	7
RBI	2
BB	3
SO	3
LOB	17

Batter	1	2	3	4	5	6	7	8	9	AB	R	H	RBI	BB	SO	LOB
Craig Biggio, R (1, 4) OBP: 0.229, SLG: 0.400	X 0-0 ① G6-3	C F B S 1-3 ③ K			X 0-0 E6 45 BB G6-3 G4-3	C S S 0-3 ② K		D X 1-0 ③ F8		5	1	0	0	0	2	3
Morgan Ensberg, R (1, 5) OBP: 0.241, SLG: 0.286	C B X 1-1 17 1B 45 1B 2B		S B B X 2-1 ① F7		1 SAFE S B 1 SAFE 1 SAFE 1 SAFE C B B 3-2 F X ① G6-3 1-2	D F B X 2-1 ③ G6-3			B B S C S 2-3 ① K	5	1	1	0	0	1	2
17 Lance Berkman, S (1, 3) OBP: 0.294, SLG: 0.296	C X 0-1 45 1B 2B 2-3 1B		B B C B B 4-1 BB		C B D B B 4-1 G4-3 45 BB BB		B S B C B F S 3-3 ① K		X 0-0 ② G4-3	3	1	1	0	2	1	0
45 Carlos Lee, R (1, 7) OBP: 0.324, SLG: 0.414	S B B X 2-1 2B 1-3 1B 3-H		F F B B S 2-3 ② K		C B D C B D 4-2 G4-3 1-2 2-3 BB		B C S B X 2-2 G4-6-3 1B		B B F X 2-1 ③ F9	4	1	2	1	1	1	1
Luke Scott, L (1, 9) OBP: 0.318, SLG: 0.571	B B X 2-0 1-H 3-H 2B		B B C X 2-1 ③ G6-3		C B X 1-1 ② G4-3 1-2 2-3 3-H		F X 0-1 ② ③ G4-6-3 1-2f			4	0	1	3	0	0	4
2 Chris Burke, R (1, 8) OBP: 0.313, SLG: 0.333	D C C B T 2-2 ② K			B C B B X 3-1 E6 G4-3 28 E	F B B B B 4-1 BB			S X 0-1 ① G5-3		3	0	0	0	1	1	1
28 Adam Everett, R (1, 6) OBP: 0.346, SLG: 0.500	B B C X 2-1 ③ G6-3			1 SAFE C 1 SAFE X 0-1 FC1 G4-3 1-2	C X 0-1 ③ P3			X 0-0 WP 1B		4	0	1	0	0	0	5
Brad Ausmus, R (1, 2) OBP: 0.429, SLG: 0.353		C B B X 2-1 ① G4-3		B X 1-0 ① ② G4-3 1-2f 2-3		X 0-0 G4-3 2B		1 SAFE 1 SAFE P C B X 2-1 ② L6 1-2		4	0	1	0	0	0	3
43 Chris Sampson, R (1, 1) Orlando Palmeiro, L (6, PH) OBP: 0.333, SLG: 0.333 21 Rick White, R (6, 1) Mike Lamb, L (8, PH) OBP: 0.500, SLG: 0.200 Chad Qualls, R (8, 1) Dan Wheeler, R (9, 1)		C B X 1-1 ② F7		B X 1-0 ③ G6-3		L B X 1-1 ① G4-3 2-3		C B C B B B 4-2 BB		2 1 0 0 0 0 0	0 0 0 0 0 0 0	0 0 0 0 1 0 0	0 0 0 0 0 0 0	0 0 0 0 0 0 0	0 0 0 0 0 0 0	1 1 0 0 0 0 0
Inning Stats	R: 3 H: 4 E: 0 LOB: 1 K: 1 BB: 0 S: 13 P: 22	R: 0 H: 0 E: 0 LOB: 0 K: 1 BB: 0 S: 7 P: 11	R: 0 H: 0 E: 0 LOB: 0 K: 1 BB: 1 S: 8 P: 18	R: 0 H: 0 E: 2 LOB: 1 K: 0 BB: 0 S: 6 P: 11	R: 1 H: 0 E: 1 LOB: 3 K: 0 BB: 3 S: 13 P: 29	R: 0 H: 1 E: 0 LOB: 1 K: 1 BB: 0 S: 8 P: 11	R: 0 H: 1 E: 0 LOB: 0 K: 1 BB: 0 S: 9 P: 14	R: 0 H: 1 E: 0 LOB: 2 K: 0 BB: 1 S: 9 P: 15	R: 0 H: 0 E: 0 LOB: 0 K: 1 BB: 0 S: 6 P: 10	1B: 4 SF: 0 2B: 3 SAC: 0 3B: 0 DP: 2 HR: 0 HBP: 0						

PITCHER		IP	WLS	BF	H	R	ER	SO	BB	IBB	HBP	BLK	WP	HR	S	P	ERA	WHIP
Jason Marquis, R ERA: 3.27	(1, 1)	5.0	L	25	4	4	3	3	4	0	0	0	0	0	47	91	5.40	1.600
37 Angel Guzman, R ERA: 3.38	(6, 1)	3.0		12	3	0	0	2	1	0	0	0	1	0	26	40	0.00	1.333
47 Scott Eyre, L ERA: 15.0	(9, 1)	1.0		3	0	0	0	1	0	0	0	0	0	0	6	10	0.00	0.000

PITCHER	IP	WLS	BF	H	R	ER	SO	BB	IBB	HBP	BLK	WP	HR	S	P	ERA	WHIP

Houston Astros @ Chicago Cubs

Wrigley Field, Chicago, IL

Tue Apr 10 2007, 1:20 PM CDT

Att. 35,924 - Sunny - 47 F

TOP

livebaseballscorecards.com

AB	35
R	4
H	7
RBI	4
BB	5
SO	6
LOB	21

WP: 1	PA: 40																	
PB: 0																		
SB: 0																		
CS: 0																		

Houston Astros @ Chicago Cubs

Wrigley Field, Chicago, IL

Tue Apr 10 2007, 1:20 PM CDT

Att. 35,924 - Sunny - 47 F

livebaseballscorecards.com

BOTTOM

Batter	1	2	3	4	5	6	7	8	9	AB	R	H	RBI	BB	SO	LOB
12 Alfonso Soriano, R (1, 8) OBP: 0.243, SLG: 0.314	B F S H 2-2 G4-6-3 HBP		S F X 0-2 ③ F8		C F B D F B S 3-3 ③ K			C F F X 0-2 ③ G3		3	0	0	0	0	1	1
Jacque Jones, L (1, 9) OBP: 0.303, SLG: 0.267	1 SAFE B B X 2-0 ①② G4-6-3 1-2f			B B X 2-0 ① G3		C S X 0-2 ① G4-3			B B B C X 3-1 25 1B 2B	4	1	1	0	0	0	1
25 Derrek Lee, R (1, 3) OBP: 0.472, SLG: 0.515	C B B X 2-1 ③ P3			B X 1-0 15 1B 1B		B C B S B C 3-3 ② K			C B X 1-1 15 1B 1B 2-H	4	1	2	1	0	1	0
16 Aramis Ramirez, R (1, 5) OBP: 0.441, SLG: 0.531		C C B B F X 2-2 15 FC4-6 1B		D C B 1 SAFE X 2-1 ② F8		S X 0-1 ③ G6-3			C B C F F F 1 SAFE F S 1-3 ① K	4	0	1	0	0	1	2
15 Cliff Floyd, L (1, 7) OBP: 0.353, SLG: 0.438		B X 1-0 ① FC4-6 1-2f		X 0-0 1-2 1B			B B X 2-0 ① L8		C S D X 1-2 1B 1-2	4	0	2	0	0	0	1
Michael Barrett, R (1, 2) OBP: 0.276, SLG: 0.231		C S X 0-2 ② F9		X 0-0 ③ F9			C B C X 1-2 ② G1-3		C F F D C 1-3 ② K	4	0	0	0	0	1	5
Mark DeRosa, R (1, 4) OBP: 0.333, SLG: 0.571		S B F C 1-3 ③ K			C F X 0-2 ① G6-3		C X 0-1 ③ L1		C X 0-1 1-2 2-H 1B	4	0	1	1	0	1	1
Cesar Izturis, S (1, 6) OBP: 0.321, SLG: 0.400 19 Matt Murton, R (9, PH) OBP: 0.313, SLG: 0.267			B C C X 1-2 ① G6-3		B B B B 4-0 2 G6-3 BB			C B X 1-1 E4 32 G4-6-3	F F X 0-2 ③ P3	2 1	0 0	0 0	0 0	1 0	0 0	0 2
Jason Marquis, L (1, 1) 2 Ryan Theriot, R (5, PH) 37 Angel Guzman, R (6, 1) 32 Daryle Ward, L (8, PH) OBP: 0.400, SLG: 0.250 47 Scott Eyre, L (9, 1)			C C S 0-3 ② K		C B X 1-1 ② G6-3 1-2			B B C S B X 3-2 ①② G4-6-3 1-2f		1 1 0 1 0	0 0 0 0 0	0 0 0 0 0	0 0 0 0 0	1 0 0 0 0	0 1 0 1 0	0 1 0 1 0
Inning Stats	R: 0 E: 0 K: 0 S: 5 H: 0 LOB: 0 BB: 0 P: 11	R: 0 E: 0 K: 1 S: 11 H: 1 LOB: 1 BB: 0 P: 15	R: 0 E: 0 K: 1 S: 9 H: 0 LOB: 0 BB: 0 P: 10	R: 0 E: 0 K: 0 S: 6 H: 2 LOB: 2 BB: 0 P: 11	R: 0 E: 0 K: 1 S: 9 H: 0 LOB: 1 BB: 1 P: 17	R: 0 E: 0 K: 1 S: 8 H: 0 LOB: 0 BB: 0 P: 11	R: 0 E: 0 K: 0 S: 6 H: 0 LOB: 0 BB: 0 P: 9	R: 0 E: 1 K: 0 S: 9 H: 0 LOB: 0 BB: 0 P: 13	R: 2 E: 0 K: 2 S: 23 H: 4 LOB: 2 BB: 0 P: 30	1B: 6 2B: 1 3B: 0 HR: 0	SF: 0 SAC: 0 DP: 2 HBP: 1			WP: 0 PB: 0 SB: 0 CS: 0		PA: 35	

	AB	R	H	RBI	BB	SO	LOB
	33	2	7	2	1	6	15

PITCHER		IP	WLS	BF	H	R	ER	SO	BB	IBB	HBP	BLK	WP	HR	S	P	ERA	WHIP
43 Chris Sampson, R ERA:	(1, 1)	5.0	W	19	3	0	0	3	1	0	1	0	0	0	40	64	0.00	0.800
21 Rick White, R ERA:	(6, 1)	2.0		6	0	0	0	1	0	0	0	0	0	0	14	20	0.00	0.000
Chad Qualls, R ERA: 4.5	(8, 1)	1.0		3	0	0	0	0	0	0	0	0	0	0	9	13	0.00	0.000
Dan Wheeler, R ERA: 9.0	(9, 1)	1.0		7	4	2	2	2	0	0	0	0	0	0	23	30	18.00	4.000

PITCHER	IP	WLS	BF	H	R	ER	SO	BB	IBB	HBP	BLK	WP	HR	S	P	ERA	WHIP

Cincinnati Reds @ Chicago Cubs

Wrigley Field, Chicago, IL

Fri Apr 13 2007, 1:20 PM CDT

Att. 37,267 - Sunny - 51 F

TOP

livebaseballscorecards.com

Batter	1	2	3	4	5	6	7	8	9	AB	R	H	RBI	BB	SO	LOB
4 Brandon Phillips, R (1, 4) OBP: 0.295, SLG: 0.378	F7	G4-3			K	P3				4	1	0	0	1	1	3
33 Josh Hamilton, L (1, 8) OBP: 0.471, SLG: 0.846 (9, 7)	BB	G4-3	1B 2B 1B 1-3 2-H 3-H	K		K			K	4	1	1	2	1	2	0
Adam Dunn, L (1, 7) OBP: 0.409, SLG: 0.667 25 David Weathers, R (9, 1)	K	F7	2B BB 1B 1-3 3-H	P2					K	5 0	1 0	1 0	1 0	0 0	2 0	1 0
Ken Griffey Jr., L (1, 9) OBP: 0.400, SLG: 0.281	SAFE 12 FC6-4 1-3 1B	P5	BB BB 2B 1-3 3-H	P4					BB	4	1	2	1	1	0	0
12 Edwin Encarnación, R (1, 5) OBP: 0.333, SLG: 0.242	FC6-4 1-2f	G3	BB BB HBP				K			3	0	0	0	1	2	3
Scott Hatteberg, L (1, 3) OBP: 0.346, SLG: 0.364		G5-3 BB	SAFE G3 1-2	BB BB BB 1-2 2-3 3-H		F7				2	0	0	1	2	0	1
Javier Valentin, S (1, 2) OBP: 0.333, SLG: 0.333 56 Todd Coffey, R (7, 1) 6 Ryan Freel, R (9, 8) OBP: 0.371, SLG: 0.333	G5-3 1-2	L4	BB 1-2 2-3 3-H				F9			3 0 0	0 0 0	0 0 0	1 0 0	1 0 0	0 0 0	2 0 0
9 Juan Castro, R (1, 6) OBP: 0.222, SLG: 0.333	K		1B 1B	K				F8		4	1	1	0	0	2	4
39 Aaron Harang, R (1, 1) Chad Moeller, R (5, PH) OBP: 0.200, SLG: 0.200 40 Jon Coutlangus, L (5, 1) Victor Santos, R (6, 1) Rheal Cormier, L (6, 1) 26 David Ross, R (7, 2) OBP: 0.050, SLG: 0.056	G1		K					P3		1 2 0 0 0 1	0 1 0 0 0 0	0 1 0 0 0 0	0 0 0 0 0 0	0 1 0 0 0 0	0 0 0 0 0 0	1 3 0 0 0 0
Inning Stats	R: 0 E: 0 K: 1 S: 11 H: 1 LOB: 2 BB: 1 P: 19	R: 0 E: 0 K: 1 S: 10 H: 0 LOB: 1 BB: 1 P: 19	R: 0 E: 0 K: 0 S: 7 H: 0 LOB: 0 BB: 0 P: 9	R: 0 E: 0 K: 0 S: 11 H: 0 LOB: 1 BB: 1 P: 20	R: 6 E: 0 K: 3 S: 23 H: 5 LOB: 3 BB: 3 P: 40	R: 0 E: 0 K: 1 S: 8 H: 0 LOB: 0 BB: 0 P: 13	R: 0 E: 0 K: 1 S: 12 H: 0 LOB: 0 BB: 0 P: 19	R: 0 E: 0 K: 0 S: 6 H: 0 LOB: 0 BB: 0 P: 9	R: 0 E: 0 K: 3 S: 11 H: 0 LOB: 1 BB: 1 P: 21	1B: 5 2B: 1 3B: 0 HR: 0 SF: 0 SAC: 0 DP: 0 HBP: 1						

AB	33
R	6
H	6
RBI	6
BB	7
SO	10
LOB	18

WP: 0 PB: 0 SB: 0 CS: 0 PA: 41

PITCHER		IP	WLS	BF	H	R	ER	SO	BB	IBB	HBP	BLK	WP	HR	S	P	ERA	WHIP
38 Carlos Zambrano, R ERA: 7.88	(1, 1)	4.0	L	23	6	6	6	2	4	0	1	0	0	0	52	87	13.50	2.500
13 Will Ohman, L ERA:	(5, 1)	0.0		2	0	0	0	0	2	0	0	0	0	0	1	9	∞	∞
43 Michael Wuertz, R ERA:	(5, 1)	1.0		3	0	0	0	3	0	0	0	0	0	0	9	11	0.00	0.000
48 Neal Cotts, L ERA:	(6, 1)	2.0		6	0	0	0	2	0	0	0	0	0	0	20	32	0.00	0.000
Bob Howry, R ERA: 5.79	(8, 1)	1.0		3	0	0	0	0	0	0	0	0	0	0	6	9	0.00	0.000

PITCHER		IP	WLS	BF	H	R	ER	SO	BB	IBB	HBP	BLK	WP	HR	S	P	ERA	WHIP
47 Scott Eyre, L ERA: 11.25	(9, 1)	1.0		4	0	0	0	3	1	0	0	0	0	0	11	21	0.00	1.000

Batter	1	2	3	4	5	6	7	8	9	AB	R	H	RBI	BB	SO	LOB
12 Alfonso Soriano, R (1, 8) OBP: 0.262, SLG: 0.333	F S B F S 1-3 K ①	B B C B F X 3-2 G5-3 ②		X 0-0 2 WP 2 1B 2B		B B C B B 4-1 2 1B BB		C B X 1-1 F9 ③		4	1	1	0	1	1	1
2 Ryan Theriot, R (1, 5) OBP: 0.313, SLG: 0.214	B C C B F S 2-3 K ②	C F X 0-2 S 2-H 1B		B B F F X 2-2 25 G4-3 S 2-H 1B		1 SAFE X 0-0 ② 1-2 1B			X 0-0 L8 ①	5	0	3	2	0	1	0
Jacque Jones, L (1, 9) OBP: 0.342, SLG: 0.294	B B B C X 3-1 25 S 25 2B 1B	P B D C B 4-1 25 FC4 1-2 BB		1 SAFE F 1 SAFE B S S 1-3 K ① 1-2		B X 1-0 G1-3 ③			B F B B X 3-1 1B 1B	4	1	2	0	1	1	2
25 Derrek Lee, R (1, 3) OBP: 0.439, SLG: 0.500	F B X 1-1 1B 1-H 2B	X 0-0 FC4 ③ 1-2f		S S B B F X 2-2 G4-3 ② 2-3			C B C C 1-3 K ①		B S C B S 2-3 K ②	5	1	1	1	0	2	4
Michael Barrett, R (1, 2) OBP: 0.324, SLG: 0.267	B X 1-0 15 1B 2-H 1B		B B B B 4-0 15 FC4-6 BB	C B B X 1-2 G6-3 ③			X 0-0 G5-3 ②		F F F X 0-2 1-2 1B	4	0	2	1	1	0	1
15 Cliff Floyd, L (1, 7) OBP: 0.364, SLG: 0.429	C B S X 1-2 5 FC4-4 1-3 1B		B F F X 1-2 FC4-6 ① 5 FC4-6 1-2f		C S S 0-3 K ①		B C B F F B X 3-2 1B		C X 0-1 F7 ③	5	0	2	0	0	1	3
5 Ronny Cedeno, R (1, 4) (6, 6) OBP: 0.100, SLG: 0.400	X 0-0 FC6-4 ③ 1-2f		B C S S B X 2-2 FC4-6 ② S 1-2f		L F C 0-3 K ②		B C F F B B F F F 3-2 F F X F9 ③			4	0	0	0	0	1	4
Cesar Izturis, S (1, 6) OBP: 0.290, SLG: 0.357		C F X 0-2 P6 ①	F C D X 1-2 F7 ③ 1-2		C F B B F X 2-2 G1-3 ③			C S S B T 2-2 K ①		3	0	0	0	0	0	1
48 Neal Cotts, L (6, 1)										0	0	0	0	0	0	0
Bob Howry, L (8, 1)										0	0	0	0	0	0	0
32 Daryle Ward, L (8, PH) OBP: 0.333, SLG: 0.200										1	0	0	0	0	1	0
47 Scott Eyre, L (9, 1)										0	0	0	0	0	0	0
38 Carlos Zambrano, S (1, 1) OBP: 0.429, SLG: 1.000		X 0-0 2 1B 2B		X 0-0 HR		C B F B B F B X 3-2 L9 ①		C S S 0-3 K ②		2	2	2	1	0	0	0
13 Will Ohman, L (5, 1)										0	0	0	0	0	0	0
43 Michael Wuertz, R (5, 1)										0	0	0	0	0	0	0
Mark DeRosa, R (6, 4) OBP: 0.313, SLG: 0.533										2	0	0	0	0	1	0
Inning Stats	R: 2 E: 0 K: 2 S: 17 H: 4 LOB: 2 BB: 0 P: 26	R: 1 E: 0 K: 0 S: 13 H: 2 LOB: 2 BB: 1 P: 19	R: 0 E: 0 K: 0 S: 9 H: 0 LOB: 1 BB: 1 P: 17	R: 2 E: 0 K: 1 S: 15 H: 3 LOB: 1 BB: 0 P: 21	R: 0 E: 0 K: 2 S: 10 H: 0 LOB: 0 BB: 0 P: 12	R: 0 E: 0 K: 0 S: 7 H: 1 LOB: 1 BB: 1 P: 15	R: 0 E: 0 K: 1 S: 17 H: 1 LOB: 1 BB: 0 P: 24	R: 0 E: 0 K: 2 S: 8 H: 0 LOB: 0 BB: 0 P: 11	R: 0 E: 0 K: 1 S: 12 H: 2 LOB: 2 BB: 0 P: 17	1B: 9 2B: 3 3B: 0 HR: 1	SF: 0 SAC: 0 DP: 0 HBP: 0						

PITCHER		IP	WLS	BF	H	R	ER	SO	BB	IBB	HBP	BLK	WP	HR	S	P	ERA	WHIP
39 Aaron Harang, R ERA: 5.4	(1, 1)	4.0		23	9	5	5	3	2	0	0	0	1	1	54	83	11.25	2.750
40 Jon Coutlangus, L ERA: 3.38	(5, 1)	1.0		3	0	0	0	2	0	0	0	0	0	0	10	12	0.00	0.000
Victor Santos, R ERA:	(6, 1)	0.2	H	3	1	0	0	0	1	0	0	0	0	0	6	13	0.00	3.000
Rheal Cormier, L ERA:	(6, 1)	0.1	H	1	0	0	0	0	0	0	0	0	0	0	1	2	0.00	0.000
56 Todd Coffey, R ERA: 1.42	(7, 1)	2.0	W	7	1	0	0	3	0	0	0	0	0	0	25	35	0.00	0.500

PITCHER		IP	WLS	BF	H	R	ER	SO	BB	IBB	HBP	BLK	WP	HR	S	P	ERA	WHIP
25 David Weathers, R ERA: 2.7	(9, 1)	1.0	S	5	2	0	0	1	0	0	0	0	0	0	12	17	0.00	2.000

BOTTOM

Cincinnati Reds @ Chicago Cubs

Wrigley Field, Chicago, IL

Fri Apr 13 2007, 1:20 PM CDT

Att. 37,267 - Sunny - 51 F

livebaseballscorecards.com

AB	39
R	5
H	13
RBI	5
BB	3
SO	9
LOB	16

1B: 9 SF: 0
2B: 3 SAC: 0
3B: 0 DP: 0
HR: 1 HBP: 0

WP: 1 PA: 42
PB: 0
SB: 4
CS: 0

Batter	1	2	3	4	5	6	7	8	9	AB	R	H	RBI	BB	SO	LOB
6 Ryan Freel, R (1, 8) OBP: 0.385, SLG: 0.333	X 0-0 ① P6		B C B B F B 4-2 CS BB		X 0-0 ③ F7			X 0-0 1-2 1B		3	0	1	0	1	0	0
4 Brandon Phillips, R (1, 4) OBP: 0.292, SLG: 0.366	C X 0-1 ② G6-3		B S F X 1-2 ② P6			X 0-0 G4-6-3 1B		B C F B F B S 3-3 ② K		4	0	1	0	0	1	3
Adam Dunn, L (1, 7) OBP: 0.396, SLG: 0.628	F S F B B B C 3-3 ③ K		B 1 SAFE 1-0 ③ CS 1-2	X 0-0 S 1B		C B F F X 1-2 ① ② G4-6-3 1-2f		S B S F B C 2-3 ③ K		4	0	1	0	0	2	3
Jeff Conine, R (1, 3) OBP: 0.391, SLG: 0.667		B B F F B X 3-2 G4-6-3 1B		C X 0-1 ① F7		X 0-0 ③ G4-3			X 0-0 ① G4-3	4	0	1	0	0	0	1
Ken Griffey Jr., L (1, 9) OBP: 0.409, SLG: 0.286		B B B C X 3-1 ① ② G4-6-3 1-2f		B B B C F B 4-2 1-2 BB			B X 1-0 ① F8		C B X 1-1 9 DI 1B	3	0	1	0	1	0	1
12 Edwin Encarnación, R (1, 5) OBP: 0.326, SLG: 0.222		C B C F B B F F F 4-2 B 9 S BB		X 0-0 ② P3			C B C B B X 3-2 ② G1-3		C F S 0-3 ② K	3	0	0	0	1	1	3
9 Juan Castro, R (1, 6) OBP: 0.231, SLG: 0.250		B 1 SAFE 1 SAFE B B C B 4-1 1-2 BB		B C X 1-1 ③ G3			S C B S 1-3 ③ K		C F S 0-3 ③ K 1-2	3	0	0	0	1	2	3
26 David Ross, R (1, 2) OBP: 0.087, SLG: 0.095		C C S 0-3 ③ K			B F S F C 1-3 ① K			C B F X 1-2 6 1B 1B		3	0	1	0	0	2	2
61 Bronson Arroyo, R (1, 1) OBP: 0.143, SLG: 0.143			B C X 1-1 ① F8		S B S S 1-3 ② K			B X 1-0 ① F7		2	0	0	0	0	1	0
40 Jon Coutlangus, L (7, 1)										0	0	0	0	0	0	0
Victor Santos, R (7, 1)										0	0	0	0	0	0	0
Scott Hatteberg, L (8, PH) OBP: 0.333, SLG: 0.348										1	0	0	0	0	0	1
35 Kirk Saarloos, R (8, 1)										0	0	0	0	0	0	0
Inning Stats	R: 0 E: 0 K: 1 S: 7 H: 0 LOB: 0 BB: 0 P: 10	R: 0 E: 0 K: 1 S: 15 H: 1 LOB: 2 BB: 2 P: 29	R: 0 E: 0 K: 0 S: 7 H: 0 LOB: 0 BB: 1 P: 14	R: 0 E: 0 K: 0 S: 8 H: 1 LOB: 2 BB: 1 P: 13	R: 0 E: 0 K: 2 S: 8 H: 0 LOB: 0 BB: 0 P: 10	R: 0 E: 0 K: 0 S: 6 H: 1 LOB: 0 BB: 0 P: 7	R: 0 E: 0 K: 1 S: 7 H: 0 LOB: 0 BB: 0 P: 12	R: 0 E: 0 K: 2 S: 13 H: 2 LOB: 2 BB: 0 P: 20	R: 0 E: 0 K: 2 S: 9 H: 1 LOB: 1 BB: 0 P: 10	1B: 6 2B: 0 3B: 0 HR: 0	SF: 0 SAC: 0 DP: 2 HBP: 0						

PITCHER	IP	WLS	BF	H	R	ER	SO	BB	IBB	HBP	BLK	WP	HR	S	P	ERA	WHIP
53 Rich Hill, L (1, 1) ERA: 0.64	7.0	W	25	3	0	0	5	4	0	0	0	0	0	58	95	0.00	1.000
Bob Howry, R (8, 1) ERA: 4.76	1.0		5	2	0	0	2	0	0	0	0	0	0	13	20	0.00	2.000
46 Ryan Dempster, R (9, 1) ERA:	1.0		4	1	0	0	2	0	0	0	0	0	0	9	10	0.00	1.000

PITCHER	IP	WLS	BF	H	R	ER	SO	BB	IBB	HBP	BLK	WP	HR	S	P	ERA	WHIP

TOP

Cincinnati Reds @ Chicago Cubs

Wrigley Field, Chicago, IL

Sat Apr 14 2007, 12:05 PM CDT

Att. 38,598 - Cloudy - 46 F

livebaseballscorecards.com

AB	30
R	0
H	6
RBI	0
BB	4
SO	9
LOB	17

1B: 6	SF: 0	WP: 0	PA: 35
2B: 0	SAC: 0	PB: 0	
3B: 0	DP: 2	SB: 2	
HR: 0	HBP: 0	CS: 1	

Batter	1	2	3	4	5	6	7	8	9	AB	R	H	RBI	BB	SO	LOB
12 Alfonso Soriano, R (1, 8) OBP: 0.283, SLG: 0.349	C S B F S 1-3 ① K		F B C X 1-2 ②③ G6-4-3 1-2f			S F B X 1-2 2 SH1-3 1B	B C S B X 2-2 BB' 2 1B 25 2B 1-2 3-H 1B			4	1	2	1	0	1	1
2 Ryan Theriot, R (1, 5) OBP: 0.368, SLG: 0.294	X 0-0 1B			B B B C C C 3-3 ① K		X 0-0 ① SH1-3 1-2	X 0-0 BB 25 2B 1-2 2-H 1B			3	1	2	1	0	1	0
Jacque Jones, L (1, 9) OBP: 0.357, SLG: 0.297	B C S S B S 2-3 ② K			B C F X 1-2 ② G4-3		C 2 SAFE C X 0-2 ② 25 BB 2-3 1B	B F B F B F B 4-2 25 2B 1-2 2-3 BB			3	1	1	0	1	1	1
25 Derrek Lee, R (1, 3) OBP: 0.444, SLG: 0.512	X 0-0 ③ F9			B F B X 2-1 ③ F8		B F B S B B 4-2 1-2 BB	B B X 2-0 1-H 2-H 3-H 2B			3	0	1	3	1	0	1
Michael Barrett, R (1, 2) OBP: 0.368, SLG: 0.281		C B C F B B B 4-2 15 G4-6-3 BB			C C F X 0-2 5 WP 15 1B 5 SF7 1B	X 0-0 ③ P4	B B B B 4-0 BB			2	1	1	0	2	0	2
15 Cliff Floyd, L (1, 7) OBP: 0.346, SLG: 0.400 Bob Howry, L (8, 1) 46 Ryan Dempster, R (9, 1)		X 0-0 ①② G4-6-3 1-2f			X 0-0 5 SF7 5 WP 1-2 SH2-3 1B		B X 1-0 E3 G4-3 5 SH1-3 12 1B C 0-1 F7 ③			4 0 0	2 0 0	1 0 0	0 0 0	0 0 0	0 0 0	3 0 0
5 Ronny Cedeno, R (1, 4) OBP: 0.077, SLG: 0.333		C B F B B X 3-2 ③ P6			L B B X 2-1 ① SF7 1-3 2-H		X 0-0 ① SH1-3 1-2	B C F F X 1-2 ① F9		2	0	0	1	0	0	0
Cesar Izturis, S (1, 6) OBP: 0.294, SLG: 0.355			C B C B X 2-2 12 G6-4-3 1B		B X 1-0 ② SH2-3 3-H		F B C B B F X 3-2 ② G4-3 2-3	B X 1-0 ② F8		3	0	1	1	0	0	1
53 Rich Hill, L (1, 1) 32 Daryle Ward, L (7, PH) OBP: 0.429, SLG: 0.200 19 Matt Murton, R (8, 7) OBP: 0.294, SLG: 0.250			B L C M 1-3 ① K		C C B X 1-2 ③ G1-3		I I I 4-0 12 1B 2 1B IBB	B X 1-0 ③ G6-3		2 0 1	0 1 0	0 0 0	0 0 0	1 1 0	1 0 0	1 0 0
Inning Stats	R: 0 E: 0 K: 2 S: 9 H: 1 LOB: 1 BB: 0 P: 12	R: 0 E: 0 K: 0 S: 7 H: 0 LOB: 0 BB: 1 P: 14	R: 0 E: 0 K: 1 S: 9 H: 1 LOB: 0 BB: 0 P: 13	R: 0 E: 0 K: 1 S: 8 H: 0 LOB: 0 BB: 0 P: 14	R: 2 E: 0 K: 0 S: 11 H: 2 LOB: 0 BB: 0 P: 15	R: 0 E: 0 K: 0 S: 11 H: 2 LOB: 2 BB: 1 P: 16	R: 5 E: 1 K: 0 S: 16 H: 3 LOB: 2 BB: 3 P: 36	R: 0 E: 0 K: 0 S: 6 H: 0 LOB: 0 BB: 0 P: 9		1B: 8 2B: 1 3B: 0 HR: 0	SF: 1 SAC: 3 DP: 2 HBP: 0					

BOTTOM

Cincinnati Reds @ Chicago Cubs

Wrigley Field, Chicago, IL

Sat Apr 14 2007, 12:05 PM CDT

Att. 38,598 - Cloudy - 46 F

livebaseballscorecards.com

AB	27
R	7
H	9
RBI	7
BB	5
SO	4
LOB	10

PITCHER		IP	WLS	BF	H	R	ER	SO	BB	IBB	HBP	BLK	WP	HR	S	P	ERA	WHIP
61 Bronson Arroyo, R ERA: 3.48	(1, 1)	6.2	L	29	8	6	3	4	2	1	0	0	1	0	65	104	4.05	1.500
40 Jon Coutlangus, L ERA: 6.75	(7, 1)	0.0		1	0	0	0	0	1	0	0	0	0	0	3	7	∞	∞
Victor Santos, R ERA:	(7, 1)	0.1		3	1	1	0	0	1	0	0	0	0	0	3	9	0.00	6.000
35 Kirk Saarloos, R ERA: 1.59	(8, 1)	1.0		3	0	0	0	0	0	0	0	0	0	0	6	9	0.00	0.000

PITCHER	IP	WLS	BF	H	R	ER	SO	BB	IBB	HBP	BLK	WP	HR	S	P	ERA	WHIP

1B: 8	SF: 1	WP: 1	PA: 36
2B: 1	SAC: 3	PB: 0	
3B: 0	DP: 2	SB: 0	
HR: 0	HBP: 0	CS: 0	

Batter	1	2	3	4	5	6	7	8	9	AB	R	H	RBI	BB	SO	LOB
6 Ryan Freel, R (1, 8) OBP: 0.349, SLG: 0.297	C F S 0-3 ① K		C C B B C 2-3 ③ K			B C F X 1-2 ① F8			B B F X 2-1 ① G6-3	4	0	0	0	0	2	0
4 Brandon Phillips, R (1, 4) OBP: 0.288, SLG: 0.341	S S B F B X 2-2 ② F8			B B B C B 4-1 33 S 1B BB		C F S 0-3 ② K			C L X 0-2 ② G4-3	3	1	0	0	1	1	0
33 Josh Hamilton, L (1, 7) OBP: 0.381, SLG: 0.647	B F B X 2-1 ③ F7			C 1 SAFE F B F 1 SAFE B D C 3-3 ① K 1-2		S B X 1-1 ③ G4-3			B S S B F B F S 3-3 ③ K	4	0	0	0	0	2	1
Jeff Conine, R (1, 3) OBP: 0.385, SLG: 0.625		B B X 2-0 ① F7		C B F 2 SAFE D B X 3-2 12 S 2-H 1B			S B X 1-1 ① G6-3			3	0	1	1	0	0	0
Ken Griffey Jr., L (1, 9) OBP: 0.404, SLG: 0.289		C B F F X 1-2 9 FC5-4 1B		B C F S 1-3 ② K			F C X 0-2 ② F8			3	0	1	0	0	1	1
12 Edwin Encarnación, R (1, 5) OBP: 0.304, SLG: 0.205		B B C B 1 SAFE F C 3-3 ② K		C C B B T 2-2 ③ K 1-2			F B X 1-1 ③ G5-3			3	0	0	0	0	2	2
9 Juan Castro, R (1, 6) OBP: 0.188, SLG: 0.200		F 1 SAFE B C B X 2-2 ③ FC5-4 1-2f			C B X 1-1 ① G6-3			B B C C S 2-3 ① K		3	0	0	0	0	1	1
26 David Ross, R (1, 2) OBP: 0.077, SLG: 0.083			C C B F F B F B S 3-3 ① K		B B B C F C C 3-3 ② K			B F F B B C 3-3 ② K		3	0	0	0	0	3	0
Kyle Lohse, R (1, 1) OBP: 0.400, SLG: 0.250			C B C X 1-2 ② G6-3		C F B C 1-3 ③ K			F X 0-1 ③ G2-3		3	0	0	0	0	1	0
29 Mike Stanton, L (9, 1)										0	0	0	0	0	0	0
25 David Weathers, R (9, 1)										0	0	0	0	0	0	0
Inning Stats	R: 0 H: 0 E: 0 LOB: 0 K: 1 BB: 0 S: 10 P: 14	R: 0 H: 1 E: 0 LOB: 1 K: 1 BB: 0 S: 11 P: 19	R: 0 H: 0 E: 0 LOB: 0 K: 2 BB: 0 S: 12 P: 18	R: 1 H: 1 E: 0 LOB: 1 K: 3 BB: 1 S: 14 P: 27	R: 0 H: 0 E: 0 LOB: 0 K: 2 BB: 0 S: 8 P: 13	R: 0 H: 0 E: 0 LOB: 0 K: 1 BB: 0 S: 8 P: 10	R: 0 H: 0 E: 0 LOB: 0 K: 0 BB: 0 S: 7 P: 9	R: 0 H: 0 E: 0 LOB: 0 K: 2 BB: 0 S: 8 P: 13	R: 0 H: 0 E: 0 LOB: 0 K: 1 BB: 0 S: 10 P: 15	1B: 2 SF: 0 2B: 0 SAC: 0 3B: 0 DP: 0 HR: 0 HBP: 0						

TOP

Cincinnati Reds @ Chicago Cubs

Wrigley Field, Chicago, IL

Sun Apr 15 2007, 1:20 PM CDT

Att. 39,820 - Sunny - 50 F

livebaseballscorecards.com

AB	29
R	1
H	2
RBI	1
BB	1
SO	13
LOB	5

WP: 0 PA: 30
PB: 0
SB: 2
CS: 0

PITCHER		IP	WLS	BF	H	R	ER	SO	BB	IBB	HBP	BLK	WP	HR	S	P	ERA	WHIP
30 Ted Lilly, L ERA: 2.37	(1, 1)	6.0	L	21	2	1	1	10	1	0	0	0	0	0	63	101	1.50	0.500
43 Michael Wuertz, R ERA:	(7, 1)	2.0		6	0	0	0	2	0	0	0	0	0	0	15	22	0.00	0.000
46 Ryan Dempster, R ERA:	(9, 1)	1.0		3	0	0	0	1	0	0	0	0	0	0	10	15	0.00	0.000

PITCHER	IP	WLS	BF	H	R	ER	SO	BB	IBB	HBP	BLK	WP	HR	S	P	ERA	WHIP

Batter	1	2	3	4	5	6	7	8	9	AB	R	H	RBI	BB	SO	LOB
12 Alfonso Soriano, R (1, 8) OBP: 0.280, SLG: 0.362	X 0-0 F9 ①		C B F B S 2-3 K ②			C X 0-1 2 1B 2B		B C C F F B F S 2-3 K ②		4	0	1	0	0	2	0
2 Ryan Theriot, R (1, 5) OBP: 0.435, SLG: 0.381	C C F X 0-2 25 BB 1B		B B F X 2-1 1B			B X 1-0 2-3 1B		C B C X 1-2 F9 ③		4	0	3	0	0	0	0
Jacque Jones, L (1, 9) OBP: 0.326, SLG: 0.268	B B C X 2-1 F9 ②		1 SAFE X 0-0 F8 ③			S S S 0-3 K ①			C F X 0-2 G6-3 ①	4	0	0	0	0	1	4
25 Derrek Lee, R (1, 3) OBP: 0.449, SLG: 0.488	C B C B B B 4-2 1-2 BB			B C C B B S 3-3 K ①		B C C C 1-3 K ②			B B B B 4-0 BB	2	0	0	0	2	2	2
Michael Barrett, R (1, 2) OBP: 0.333, SLG: 0.250	F S S 0-3 K ③			B B C C S 2-3 K ②		F X 0-1 F9 ③			B B B C F B F X 3-2 F9 ②	4	0	0	0	0	2	5
15 Cliff Floyd, L (1, 7) OBP: 0.300, SLG: 0.345		S S F X 0-2 G4-3 ①		X 0-0 P3 ③			B C X 1-1 G3 ①		S B X 1-1 F7 ③	4	0	0	0	0	0	1
Mark DeRosa, R (1, 4) OBP: 0.286, SLG: 0.485		B S F T F B X 2-2 G6-3 ②			C C B B C 2-3 K ①		S B F C 1-3 K ②			3	0	0	0	0	2	0
Cesar Izturis, S (1, 6) OBP: 0.270, SLG: 0.324		C F B T 1-2 K ③			B X 1-0 G4-3 ②		B C X 1-1 G4-3 ③			3	0	0	0	0	1	0
30 Ted Lilly, L (1, 1) 43 Michael Wuertz, R (7, 1) 19 Matt Murton, R (8, PH) OBP: 0.278, SLG: 0.235 46 Ryan Dempster, R (9, 1)			C L F S 0-3 K ①		F F F B B B S 3-3 K ③			C B B C B X 3-2 L8 ①		2	0	0	0	0	2	0
										0	0	0	0	0	0	0
										1	0	0	0	0	0	0
										0	0	0	0	0	0	0
Inning Stats	R: 0 E: 0 K: 1 S: 12 H: 1 LOB: 2 BB: 1 P: 18	R: 0 E: 0 K: 1 S: 12 H: 0 LOB: 0 BB: 0 P: 15	R: 0 E: 0 K: 2 S: 10 H: 1 LOB: 1 BB: 0 P: 14	R: 0 E: 0 K: 2 S: 7 H: 0 LOB: 0 BB: 0 P: 12	R: 0 E: 0 K: 2 S: 8 H: 0 LOB: 0 BB: 0 P: 14	R: 0 E: 0 K: 2 S: 11 H: 2 LOB: 2 BB: 0 P: 13	R: 0 E: 0 K: 1 S: 7 H: 0 LOB: 0 BB: 0 P: 10	R: 0 E: 0 K: 1 S: 12 H: 0 LOB: 0 BB: 0 P: 18	R: 0 E: 0 K: 0 S: 9 H: 0 LOB: 1 BB: 1 P: 17	1B: 3 2B: 1 3B: 0 HR: 0	SF: 0 SAC: 0 DP: 0 HBP: 0						

PITCHER		IP	WLS	BF	H	R	ER	SO	BB	IBB	HBP	BLK	WP	HR	S	P	ERA	WHIP
Kyle Lohse, R ERA: 2.53	(1, 1)	8.0	W	29	4	0	0	12	1	0	0	0	0	0	79	114	0.00	0.625
29 Mike Stanton, L ERA:	(9, 1)	0.1	H	1	0	0	0	0	0	0	0	0	0	0	3	3	0.00	0.000
25 David Weathers, R ERA: 2.45	(9, 1)	0.2	S	3	0	0	0	0	1	0	0	0	0	0	6	14	0.00	1.500

PITCHER	IP	WLS	BF	H	R	ER	SO	BB	IBB	HBP	BLK	WP	HR	S	P	ERA	WHIP

BOTTOM

Cincinnati Reds @ Chicago Cubs

Wrigley Field, Chicago, IL

Sun Apr 15 2007, 1:20 PM CDT

Att. 39,820 - Sunny - 50 F

livebaseballscorecards.com

AB	31
R	0
H	4
RBI	0
BB	2
SO	12
LOB	12

1B: 3	SF: 0	WP: 0	PA: 33
2B: 1	SAC: 0	PB: 0	
3B: 0	DP: 0	SB: 0	
HR: 0	HBP: 0	CS: 0	

Batter	1	2	3	4	5	6	7	8	9	AB	R	H	RBI	BB	SO	LOB
22 Marcus Giles, R (1, 4) OBP: 0.357, SLG: 0.480	C B F B B F X 3-2 ① F8		X 0-0 ② F8		D X 1-0 ② F9		S B S S 1-3 ② K		B X 1-0 1-H 2-H HR	5	1	1	3	0	1	3
Geoff Blum, S (1, 6) OBP: 0.125, SLG: 0.143	B C B X 2-1 ② F8		C F B F S 1-3 ③ K		F X 0-1 ③ G6-3 1-2		S C X 0-2 ③ G3-1		X 0-0 ③ P6	5	0	0	0	0	1	3
24 Brian Giles, L (1, 9) OBP: 0.339, SLG: 0.392 18 Paul McAnulty, L (7, 7) OBP: 0.333, SLG: 0.286	B S C X 1-2 ③ G4-3			C B F B B B 4-2 34 FC6 BB		B B F C C C 2-3 ① K		F B F T 1-2 ① K		2	0	0	0	1	1	0
										1	0	0	0	0	1	0
23 Adrián González, L (1, 3) OBP: 0.298, SLG: 0.442		C F B B B X 3-2 ① G4-3		B C 1 S F F X SAFE 1-2 ① F8		F F B B B T 2-2 ② K		T B F B S 2-3 ② K		4	0	0	0	0	2	1
8 Terrmel Sledge, L (1, 7) OBP: 0.483, SLG: 0.455 (7, 9)		C B S S S 1-3 ② K		B X 1-0 ② F7		B B F B B 4-1 34 1B BB		B S S S 1-3 ③ K		3	0	0	0	1	2	1
34 Russell Branyan, L (1, 5) OBP: 0.500, SLG: 0.692 21 Heath Bell, R (8, 1) Rob Bowen, S (9, PH) OBP: 0.222, SLG: 0.278		B F B B F F F B 4-2 BB		X 0-0 ③ FC6 1-2f		S S X 0-2 FC4-6 1-2 1B			S C C 0-3 ① K	2	0	1	0	1	0	1
										0	0	0	0	0	0	0
										1	0	0	0	0	1	0
José Cruz Jr., S (1, 8) OBP: 0.385, SLG: 0.708		D X 1-0 ③ G4-3			X 0-0 G6-3 52 1B 2B	B X 1-0 ③ FC4-6 1-2f			B B B C F X 3-2 22 HR 1B	4	2	2	0	0	0	3
Pete Laforest, L (1, 2) OBP: 0.625, SLG: 0.667			B B S B B 4-1 BB		B B C F X 2-2 ① G6-3 2-3	B B X 2-0 2B			X 0-0 1-2 22 HR 1B	3	1	2	0	1	0	1
52 Clay Hensley, R (1, 1) OBP: 0.400, SLG: 0.400 39 Mike Thompson, R (6, 1) 5 Kevin Kouzmanoff, R (6, 5) OBP: 0.194, SLG: 0.265			M M C 0-3 ① K		B X 1-0 S 3-H 1B	X 0-0 ① F8			X 0-0 ② L4	2	0	1	1	0	1	1
										0	0	0	0	0	0	0
										2	0	0	0	0	0	3
Inning Stats	R: 0 H: 0 E: 0 LOB: 0 K: 0 BB: 0 S: 9 P: 15	R: 0 H: 0 E: 0 LOB: 1 K: 1 BB: 1 S: 12 P: 21	R: 0 H: 0 E: 0 LOB: 1 K: 2 BB: 1 S: 9 P: 14	R: 0 H: 0 E: 0 LOB: 1 K: 0 BB: 1 S: 10 P: 16	R: 1 H: 2 E: 0 LOB: 2 K: 0 BB: 0 S: 8 P: 12	R: 0 H: 1 E: 0 LOB: 1 K: 2 BB: 1 S: 12 P: 21	R: 0 H: 1 E: 0 LOB: 1 K: 1 BB: 0 S: 8 P: 11	R: 0 H: 0 E: 0 LOB: 0 K: 3 BB: 0 S: 9 P: 13	R: 3 H: 3 E: 0 LOB: 0 K: 1 BB: 0 S: 10 P: 14	1B: 4 SF: 0 2B: 2 SAC: 0 3B: 0 DP: 0 HR: 1 HBP: 0						WP: 0 PA: 38 PB: 0 SB: 1 CS: 0

PITCHER		IP	WLS	BF	H	R	ER	SO	BB	IBB	HBP	BLK	WP	HR	S	P	ERA	WHIP
Jason Marquis, R ERA: 2.65	(1, 1)	6.0	W	25	3	1	1	5	4	0	0	0	0	0	60	99	1.50	1.167
37 Angel Guzman, R ERA: 2.45	(7, 1)	2.0		7	1	0	0	4	0	0	0	0	0	0	17	24	0.00	0.500
13 Will Ohman, L ERA: 9.0	(9, 1)	1.0		6	3	3	3	1	0	0	0	0	0	1	10	14	27.00	3.000

PITCHER	IP	WLS	BF	H	R	ER	SO	BB	IBB	HBP	BLK	WP	HR	S	P	ERA	WHIP

San Diego Padres @ Chicago Cubs

Wrigley Field, Chicago, IL

Mon Apr 16 2007, 7:05 PM CDT

Att. 32,126 - Clear - 58 F

TOP

livebaseballscorecards.com

AB	34
R	4
H	7
RBI	4
BB	4
SO	10
LOB	17

Batter	1	2	3	4	5	6	7	8	9	AB	R	H	RBI	BB	SO	LOB
12 Alfonso Soriano, R (1, 8) OBP: 0.288, SLG: 0.367	C X 0-1 2 G3 25 1B 1B		B F X 1-1 ② G6-3		B F X 1-1 E9 19 FC6-4 2-H 1B	B S X 1-1 1-H 3-H HR	C B F S 1-3 ③ K			2	1	1	0	0	0	0
15 Cliff Floyd, L (5, 7) OBP: 0.333, SLG: 0.469										3	2	2	4	0	1	0
2 Ryan Theriot, R (1, 4) OBP: 0.393, SLG: 0.346	B F 1 SAFE 1 SAFE B C B X 3-2 ① G3 1-2		C B B C S 2-3 ③ K		X 0-0 ① G6-3	B X 1-0 19 1B 25 HBP SF8 1B		B C F X 1-2 ① G1-3		5	1	1	0	0	1	2
25 Derrek Lee, R (1, 3) OBP: 0.491, SLG: 0.511	X 0-0 19 WP 19 1B 2-H 1B			B B F C X 2-2 G5-4-3 19 BB 1B 1B	I I I 4-0 19 FC6-4 IBB	C S H 1-2 G1-3 19 1B 1-2 HBP		B B B C F F X 3-2 ② F9		2	2	2	1	1	0	0
37 Angel Guzman, R (7, 1)										1	0	0	0	0	0	0
13 Will Ohman, L (9, 1)										0	0	0	0	0	0	0
19 Matt Murton, R (1, 9) OBP: 0.348, SLG: 0.286	F B F B X 2-2 L4 1-H 1B			D B B C B 4-1 G5-4-3 1-2 BB	B C X 1-1 ② FC6-4 1-2f 3-H HR	C B B X 2-1 G1-3 1-2 2-3 1B		C B B C S 2-3 ③ K		4	1	2	2	1	1	1
Michael Barrett, R (1, 2) OBP: 0.326, SLG: 0.333	B X 1-0 ② ③ L4 1-1			F X 0-1 ① ② G5-4-3 1-2f 2-3	B B B C X 3-1 1-H HR	C X 0-1 ① SF8 3-H				3	1	1	3	0	0	3
Jacque Jones, L (1, 7) OBP: 0.320, SLG: 0.267		B B X 2-0 ① G6-3		C D X 1-1 BB 3-H 1B	C X 0-1 ③ F8	B X 1-0 ② G1-3 1-2 2-3				4	0	1	1	0	0	2
(5, 8)																
Mark DeRosa, R (1, 5) OBP: 0.308, SLG: 0.556		C F X 0-2 ② F9		1 SAFE 1 SAFE S B B F B B 4-2 1-2 BB	B X 1-0 HR					3	1	1	1	1	1	2
						B B C S 2-2 ③ K										
Cesar Izturis, S (1, 6) OBP: 0.268, SLG: 0.316		X 0-0 ③ G4-3		C B B X 2-1 ③ G5-3		B X 1-0 1B 15 HR 1B	C X 0-1 ① L6			4	1	1	0	0	0	2
Jason Marquis, L (1, 1) OBP: 0.286, SLG: 0.429			S X 0-1 ① G3-1		B X 1-0 15 E 2B	B X 1-0 1-3 15 HR 1B	X 0-0 ② L6			3	2	2	0	0	0	0
32 Daryle Ward, L (7, 3) OBP: 0.375, SLG: 0.167										1	0	0	0	0	0	0
Inning Stats	R: 2 E: 0 K: 0 S: 10 H: 3 LOB: 0 BB: 0 P: 16	R: 0 E: 0 K: 0 S: 5 H: 0 LOB: 0 BB: 0 P: 7	R: 0 E: 0 K: 1 S: 7 H: 0 LOB: 0 BB: 0 P: 10	R: 1 E: 0 K: 0 S: 12 H: 2 LOB: 2 BB: 2 P: 25	R: 4 E: 1 K: 0 S: 10 H: 3 LOB: 0 BB: 1 P: 20	R: 5 E: 0 K: 1 S: 17 H: 6 LOB: 2 BB: 0 P: 28	R: 0 E: 0 K: 1 S: 6 H: 0 LOB: 0 BB: 0 P: 7	R: 0 E: 0 K: 1 S: 11 H: 0 LOB: 0 BB: 0 P: 17		1B: 10 2B: 2 3B: 0 HR: 3 SF: 1 SAC: 0 DP: 2 HBP: 1					

PITCHER		IP	WLS	BF	H	R	ER	SO	BB	IBB	HBP	BLK	WP	HR	S	P	ERA	WHIP
52 Clay Hensley, R ERA: 12.21	(1, 1)	5.0	L	27	11	10	10	1	2	1	0	0	1	2	47	84	18.00	2.600
39 Mike Thompson, R ERA: 5.79	(6, 1)	2.0		10	3	2	2	2	0	0	1	0	0	1	20	29	9.00	1.500
21 Heath Bell, R ERA:	(8, 1)	1.0		3	0	0	0	1	0	0	0	0	0	0	11	17	0.00	0.000

PITCHER	IP	WLS	BF	H	R	ER	SO	BB	IBB	HBP	BLK	WP	HR	S	P	ERA	WHIP

BOTTOM

San Diego Padres @ Chicago Cubs

Wrigley Field, Chicago, IL

Mon Apr 16 2007, 7:05 PM CDT

Att. 32,126 - Clear - 58 F

livebaseballscorecards.com

AB	35
R	12
H	14
RBI	12
BB	3
SO	4
LOB	12

WP: 1 PB: 0 SB: 0 CS: 0 PA: 40

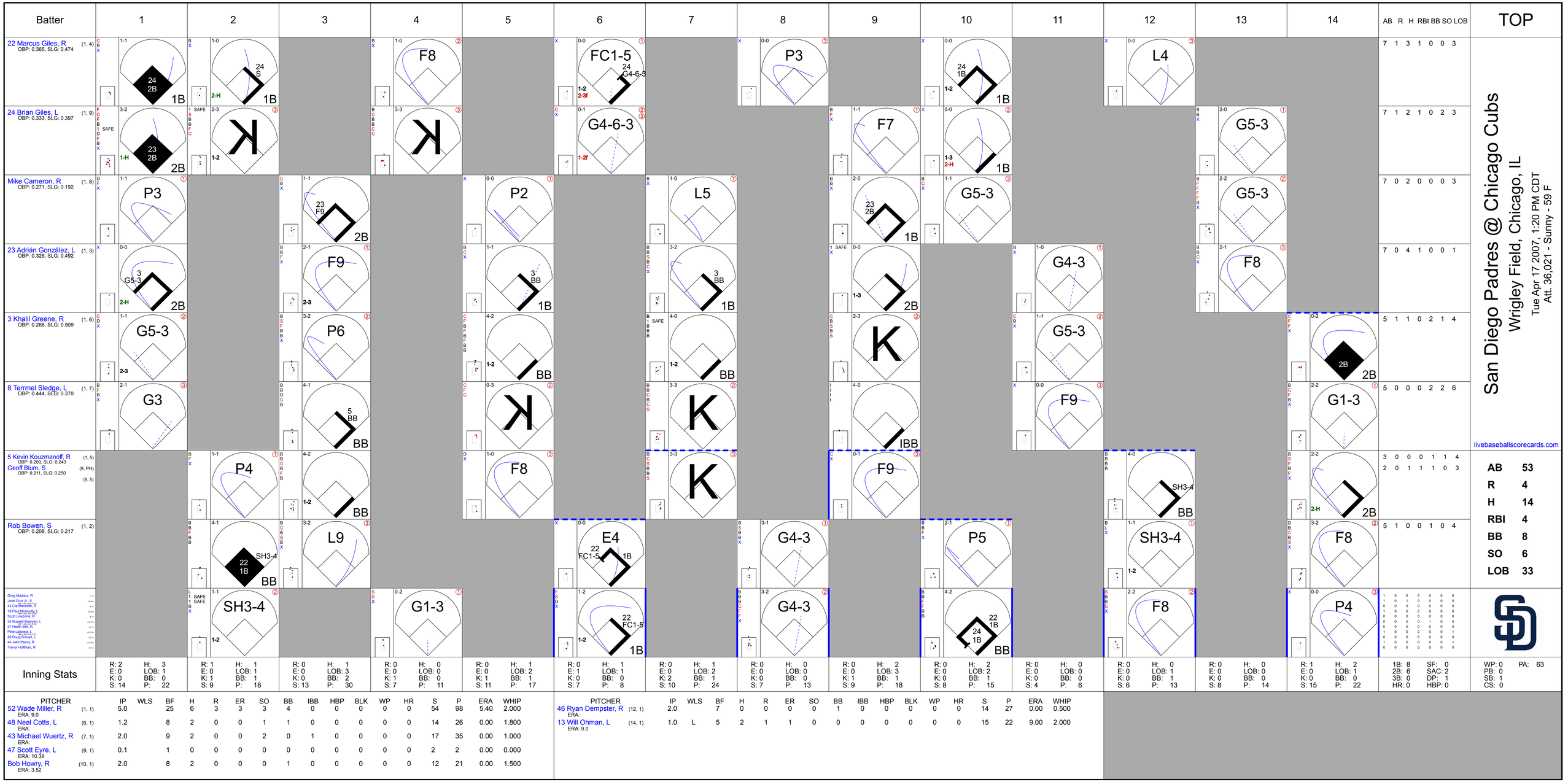
Batter
1
2
3
4
5
6
7
8
9
10
11
12
13
14
AB R H RBI BB SO LOB
TOP
22 Marcus Giles, R (1, 4) OBP: 0.365, SLG: 0.474
24 Brian Giles, L (1, 9) OBP: 0.333, SLG: 0.397
Mike Cameron, R (1, 8) OBP: 0.271, SLG: 0.192
23 Adrián González, L (1, 3) OBP: 0.328, SLG: 0.492
3 Khalil Greene, R (1, 6) OBP: 0.268, SLG: 0.509
8 Terrmel Sledge, L (1, 7) OBP: 0.444, SLG: 0.370
5 Kevin Kouzmanoff, R (1, 5) OBP: 0.200, SLG: 0.243
Geoff Blum, S (9, PH) (9, 5) OBP: 0.211, SLG: 0.250
Rob Bowen, S (1, 2) OBP: 0.208, SLG: 0.217
Greg Maddux, R
José Cruz Jr., S
43 Cla Meredith, R
18 Paul McAnulty, L
Scott Linebrink, R
34 Russell Branyan, L
21 Heath Bell, R
Pete LaForest, L
26 Doug Brocail, L
44 Jake Peavy, R
Trevor Hoffman, R
Inning Stats
PITCHER IP WLS BF H R ER SO BB IBB HBP BLK WP HR S P ERA WHIP
52 Wade Miller, R (1, 1) ERA: 9.0 5.0 25 6 3 3 3 4 0 0 0 0 0 54 98 5.40 2.000
48 Neal Cotts, L (6, 1) ERA: 1.2 8 2 0 0 1 1 0 0 0 0 0 14 26 0.00 1.800
43 Michael Wuertz, R (7, 1) ERA: 2.0 9 2 0 0 2 0 1 0 0 0 0 17 35 0.00 1.000
47 Scott Eyre, L (9, 1) ERA: 10.38 0.1 1 0 0 0 0 0 0 0 0 0 2 2 0.00 0.000
Bob Howry, R (10, 1) ERA: 3.52 2.0 8 2 0 0 0 1 0 0 0 0 0 12 21 0.00 1.500
PITCHER IP WLS BF H R ER SO BB IBB HBP BLK WP HR S P ERA WHIP
46 Ryan Dempster, R (12, 1) ERA: 2.0 7 0 0 0 0 1 0 0 0 0 0 0 14 27 0.00 0.500
13 Will Ohman, L (14, 1) ERA: 9.0 1.0 L 5 2 1 1 0 0 0 0 0 0 0 15 22 9.00 2.000
San Diego Padres @ Chicago Cubs
Wrigley Field, Chicago, IL
Tue Apr 17 2007, 1:20 PM CDT
Att. 36,021 - Sunny - 59 F
livebaseballscorecards.com
AB 53
R 4
H 14
RBI 4
BB 8
SO 6
LOB 33
1B: 8 SF: 0
2B: 6 SAC: 2
3B: 0 DP: 1
HR: 0 HBP: 0
WP: 0 PA: 63
PB: 0
SB: 1
CS: 0

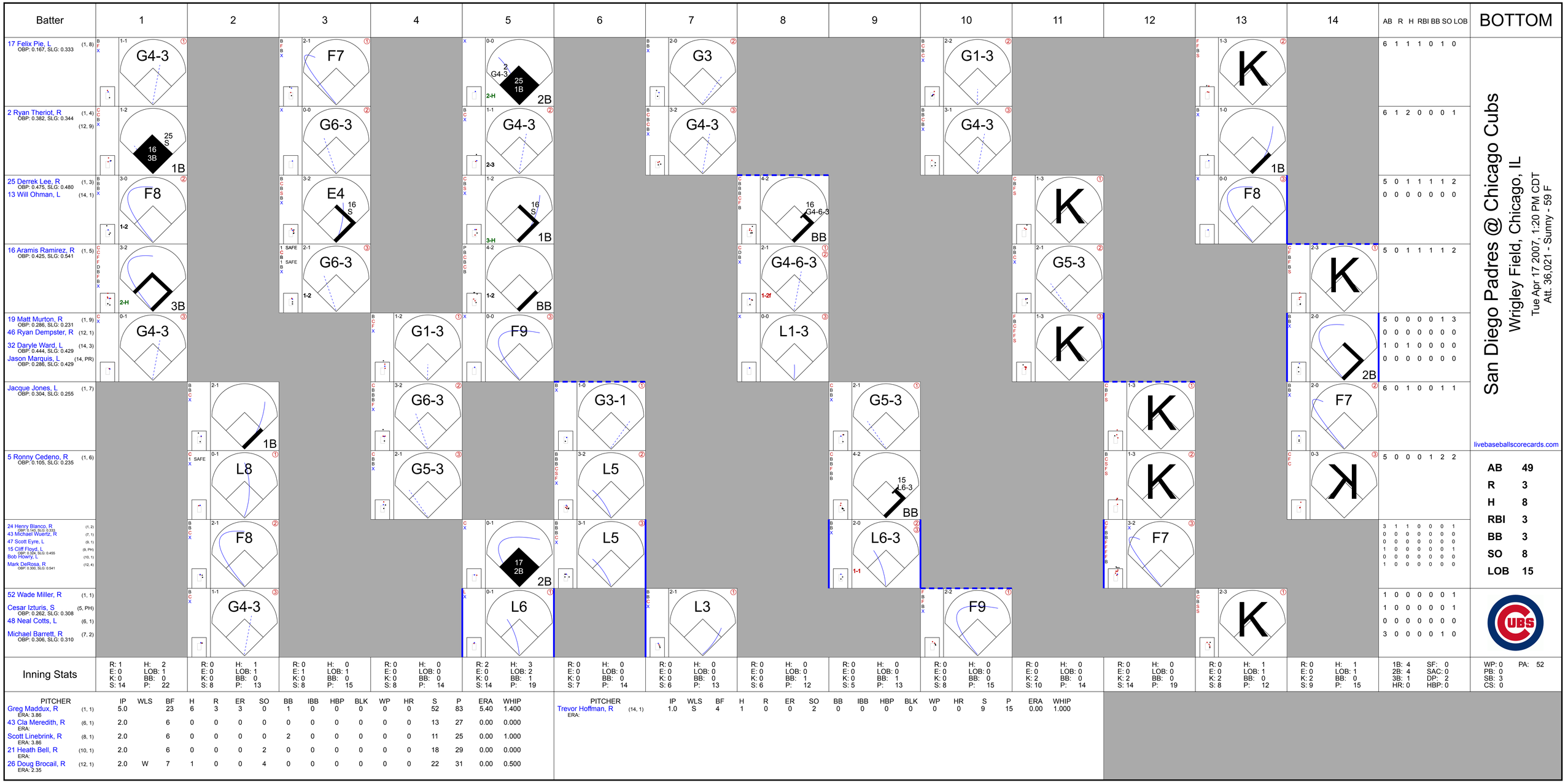

San Diego Padres @ Chicago Cubs

Wrigley Field, Chicago, IL

Tue Apr 17 2007, 1:20 PM CDT
Att. 36,021 - Sunny - 59 F

Batter	1	2	3	4	5	6	7	8	9	10	11	12	13	14	AB	R	H	RBI	BB	SO	LOB
17 Felix Pie, L (1, 8) OBP: 0.167, SLG: 0.333	G4-3		F7		2 G4-3 25 1B 2B		G3			G1-3			K		6	1	1	1	0	1	0
2 Ryan Theriot, R (1, 4) OBP: 0.382, SLG: 0.344 (12, 9)	25 S 16 3B 1B		G6-3		G4-3		G4-3			G4-3			1B		6	1	2	0	0	0	1
25 Derrek Lee, R (1, 3) OBP: 0.475, SLG: 0.480	F8		E4 16 S		16 S 1B			16 G4-6-3 BB			K		F8		5	0	1	1	1	1	2
13 Will Ohman, L (14, 1)															0	0	0	0	0	0	0
16 Aramis Ramirez, R (1, 5) OBP: 0.425, SLG: 0.541	3B		G6-3		BB			G4-6-3			G5-3			K	5	0	1	1	1	1	2
19 Matt Murton, R (1, 9) OBP: 0.286, SLG: 0.231	G4-3			G1-3	F9			L1-3			K			2B	5	0	0	0	0	1	3
46 Ryan Dempster, R (12, 1)															0	0	0	0	0	0	0
32 Daryle Ward, L (14, 3) OBP: 0.444, SLG: 0.429															1	0	1	0	0	0	0
Jason Marquis, L (14, PR) OBP: 0.286, SLG: 0.429															0	0	0	0	0	0	0
Jacque Jones, L (1, 7) OBP: 0.304, SLG: 0.255		1B		G6-3		G3-1			G5-3			K		F7	6	0	1	0	0	1	1
5 Ronny Cedeno, R (1, 6) OBP: 0.105, SLG: 0.235		L8		G5-3		L5			15 L6-3 BB			K		K	5	0	0	0	1	2	2
24 Henry Blanco, R (1, 2) OBP: 0.143, SLG: 0.333		F8			17 2B 2B	L5			L6-3			F7			3	1	1	0	0	0	1
43 Michael Wuertz, R (7, 1)															0	0	0	0	0	0	0
47 Scott Eyre, L (9, 1)															0	0	0	0	0	0	0
15 Cliff Floyd, L (9, PH) OBP: 0.324, SLG: 0.455															1	0	0	0	0	0	1
Bob Howry, L (10, 1)															0	0	0	0	0	0	0
Mark DeRosa, R (12, 4) OBP: 0.300, SLG: 0.541															1	0	0	0	0	0	0
52 Wade Miller, R (1, 1)		G4-3			L6		L3			F9			K		1	0	0	0	0	0	1
Cesar Izturis, S (5, PH) OBP: 0.262, SLG: 0.308															1	0	0	0	0	0	1
48 Neal Cotts, L (6, 1)															0	0	0	0	0	0	0
Michael Barrett, R (7, 2) OBP: 0.306, SLG: 0.310															3	0	0	0	0	1	0
Inning Stats	R: 1 E: 0 K: 0 S: 14 H: 2 LOB: 1 BB: 0 P: 22	R: 0 E: 0 K: 0 S: 8 H: 1 LOB: 1 BB: 0 P: 13	R: 0 E: 1 K: 0 S: 8 H: 0 LOB: 1 BB: 0 P: 15	R: 0 E: 0 K: 0 S: 8 H: 0 LOB: 0 BB: 0 P: 14	R: 2 E: 0 K: 0 S: 14 H: 3 LOB: 2 BB: 1 P: 19	R: 0 E: 0 K: 0 S: 7 H: 0 LOB: 0 BB: 0 P: 14	R: 0 E: 0 K: 0 S: 6 H: 0 LOB: 0 BB: 0 P: 13	R: 0 E: 0 K: 0 S: 6 H: 0 LOB: 0 BB: 1 P: 12	R: 0 E: 0 K: 0 S: 5 H: 0 LOB: 0 BB: 1 P: 13	R: 0 E: 0 K: 0 S: 8 H: 0 LOB: 0 BB: 0 P: 15	R: 0 E: 0 K: 2 S: 10 H: 0 LOB: 0 BB: 0 P: 14	R: 0 E: 0 K: 2 S: 14 H: 0 LOB: 0 BB: 0 P: 19	R: 0 E: 0 K: 2 S: 8 H: 1 LOB: 1 BB: 0 P: 12	R: 0 E: 0 K: 2 S: 9 H: 1 LOB: 1 BB: 0 P: 15	1B: 4 2B: 4 3B: 1 HR: 0 SF: 0 SAC: 0 DP: 2 HBP: 0	WP: 0 PB: 0 SB: 3 CS: 0 PA: 52

PITCHER	IP	WLS	BF	H	R	ER	SO	BB	IBB	HBP	BLK	WP	HR	S	P	ERA	WHIP
Greg Maddux, R (1, 1) ERA: 3.86	5.0		23	6	3	3	0	1	0	0	0	0	0	52	83	5.40	1.400
43 Cla Meredith, R (6, 1) ERA:	2.0		6	0	0	0	0	0	0	0	0	0	0	13	27	0.00	0.000
Scott Linebrink, R (8, 1) ERA: 3.86	2.0		6	0	0	0	0	2	0	0	0	0	0	11	25	0.00	1.000
21 Heath Bell, R (10, 1) ERA:	2.0		6	0	0	0	2	0	0	0	0	0	0	18	29	0.00	0.000
26 Doug Brocail, R (12, 1) ERA: 2.35	2.0	W	7	1	0	0	4	0	0	0	0	0	0	22	31	0.00	0.500

PITCHER	IP	WLS	BF	H	R	ER	SO	BB	IBB	HBP	BLK	WP	HR	S	P	ERA	WHIP
Trevor Hoffman, R (14, 1) ERA:	1.0	S	4	1	0	0	2	0	0	0	0	0	0	9	15	0.00	1.000

livebaseballscorecards.com

AB	49
R	3
H	8
RBI	3
BB	3
SO	8
LOB	15

Batter	1	2	3	4	5	6	7	8	9	AB	R	H	RBI	BB	SO	LOB
17 Felix Pie, L (1, 8) OBP: 0.273, SLG: 0.500	B B B C F C 3-3 ① K		B F B B F X 3-2 G4-3 3B		F 1 SAFE B 1 SAFE C X 1-2 ③ F9 1-2		B F B B B 4-1 25 E BB		B C F S 1-3 ① K2-3	4	2	1	0	1	2	1
Mark DeRosa, R (1, 4) OBP: 0.295, SLG: 0.585 47 Scott Eyre, L (7, 1) 48 Neal Cotts, L (7, 1) Jason Marquis, L (9, PH) OBP: 0.250, SLG: 0.375	B X 1-0 HR		S B X 1-1 ② G4-3 3-H			C B B S X 2-2 ① G6-3	B F F B S 2-3 ② K		B B C F B X 3-2 ② L7	4 0 0 1	1 0 0 0	1 0 0 0	2 0 0 0	0 0 0 0	1 0 0 0	1 0 0 0
25 Derrek Lee, R (1, 3) OBP: 0.484, SLG: 0.519	S S B B B B 4-2 16 G6-4-3 BB		F B X 1-1 ③ G6-3			F B F B B X 2-2 16 2B 2B	1 SAFE B X 1-0 E2 16 WP 2B 1-H		C C B F B B F F X 3-2 ③ L5	4	2	2	1	1	0	0
16 Aramis Ramirez, R (1, 5) OBP: 0.409, SLG: 0.537	B 1 SAFE B B X 3-0 ② ③ G6-4-3 1-2f			B B F F X 2-2 ① G6-3		B F X 1-1 15 1B SF8 2B 2-H	B C B X 2-1 ③ G6-3 3-H			4	1	1	1	0	0	1
15 Cliff Floyd, L (1, 7) OBP: 0.324, SLG: 0.444 19 Matt Murton, R (8, PH) OBP: 0.310, SLG: 0.231 (8, 7)		B X 1-0 ① P5		X 0-0 ② G3		B D X 2-0 1B 1B 2-3		B C B B B 4-2 1B BB		3 0	0 0	1 0	0 0	0 1	0 0	0 0
Michael Barrett, R (1, 2) OBP: 0.302, SLG: 0.311		C B C X 1-2 ② F7		B B B C X 3-1 ③ G5-3		B X 1-0 ② SF8 3-H		X 0-0 G5-3 1-3 1B		3	0	1	1	0	0	0
Jacque Jones, L (1, 9) OBP: 0.317, SLG: 0.291		C B X 1-1 2B			C B F B S 2-3 ① K	1 SAFE B X 1-0 1-2 1B		B C X 1-1 ① G5-3 1-2		4	0	2	0	0	1	2
Cesar Izturis, S (1, 6) OBP: 0.267, SLG: 0.293 32 Daryle Ward, L (8, PH) OBP: 0.500, SLG: 0.429 5 Ronny Cedeno, R (8, PR) OBP: 0.105, SLG: 0.235 (8, 6)	B C C T F F B X 2-2 ③ G4-3				B F B F B B 4-2 17 S BB	B C S D F D S 3-3 ③ K		B B B I 4-0 2 G6-4-3 IBB		2 0 0	0 0 0	0 0 0	0 0 0	1 1 0	1 0 0	3 0 0
38 Carlos Zambrano, S (1, 1) OBP: 0.333, SLG: 0.778 2 Ryan Theriot, R (7, PH) OBP: 0.361, SLG: 0.324 (7, 4)			B S C S 1-3 ① K		D S D S 1 SAFE X 2-2 ② P4		X 0-0 ① G6-3	X 0-0 ② ③ G6-4-3 1-2f		2 2	0 0	0 0	0 0	0 0	1 0	1 3
Inning Stats	R: 1 H: 1 E: 0 LOB: 0 K: 1 BB: 1 S: 7 P: 18	R: 0 H: 1 E: 0 LOB: 1 K: 0 BB: 0 S: 12 P: 17	R: 1 H: 1 E: 0 LOB: 0 K: 1 BB: 0 S: 10 P: 16	R: 0 H: 0 E: 0 LOB: 0 K: 0 BB: 0 S: 6 P: 11	R: 0 H: 0 E: 0 LOB: 1 K: 1 BB: 1 S: 11 P: 20	R: 2 H: 4 E: 0 LOB: 2 K: 1 BB: 0 S: 15 P: 27	R: 2 H: 1 E: 1 LOB: 0 K: 1 BB: 1 S: 8 P: 17	R: 0 H: 1 E: 0 LOB: 3 K: 0 BB: 2 S: 6 P: 15	R: 0 H: 0 E: 0 LOB: 0 K: 1 BB: 0 S: 12 P: 19							

TOP

Chicago Cubs @ Atlanta Braves

Turner Field, Atlanta, GA

Wed Apr 18 2007, 7:35 PM EDT
Att. 26,837 - Cloudy - 69 F

livebaseballscorecards.com

AB	33
R	6
H	9
RBI	5
BB	5
SO	6
LOB	12

		R	H	1B	SF	WP	PA
		E	LOB	2B	SAC	PB	
		K	BB	3B	DP	SB	
		S	P	HR	HBP	CS	

PITCHER		IP	WLS	BF	H	R	ER	SO	BB	IBB	HBP	BLK	WP	HR	S	P	ERA	WHIP
26 Kyle Davies, R ERA: 4.5	(1, 1)	5.1		23	6	4	4	3	2	0	0	0	0	1	55	98	6.75	1.500
Tyler Yates, R ERA: 6.0	(6, 1)	0.2	H	3	1	0	0	1	0	0	0	0	0	0	6	11	0.00	1.500
Oscar Villarreal, R ERA: 2.45	(7, 1)	1.0	W	5	1	2	1	1	1	0	0	0	1	0	8	17	9.00	2.000
Steve Colyer, L ERA:	(8, 1)	0.1	H	3	1	0	0	0	1	0	0	0	0	0	5	10	0.00	6.000
58 Peter Moylan, R ERA: 27.0	(8, 1)	0.2	H	2	0	0	0	0	0	1	0	0	0	0	1	5	0.00	0.000

PITCHER		IP	WLS	BF	H	R	ER	SO	BB	IBB	HBP	BLK	WP	HR	S	P	ERA	WHIP
28 Bob Wickman, R ERA:	(9, 1)	1.0	S	3	0	0	0	1	0	0	0	0	0	0	12	19	0.00	0.000

Chicago Cubs @ Atlanta Braves

Turner Field, Atlanta, GA

Wed Apr 18 2007, 7:35 PM EDT

Att. 26,837 - Cloudy - 69 F

BOTTOM

livebaseballscorecards.com

Batter	1	2	3	4	5	6	7	8	9	AB	R	H	RBI	BB	SO	LOB
2 Kelly Johnson, L (1, 4) OBP: 0.373, SLG: 0.429	G1-3	11 BB BB		K		2B	11 1B 1-3 2-H 3-H 1B			4	0	2	2	1	1	0
11 Edgar Renteria, R (1, 6) OBP: 0.403, SLG: 0.463	10 G4-3 16 1B 1B	10 G6-4-3 1-2 BB		G6-3		P3	1-3 3-H 1B			4	1	2	1	1	0	1
10 Chipper Jones, S (1, 5) OBP: 0.438, SLG: 0.577	G4-3 1-2	G6-4-3 1-2f		2B		FC6-4 IBB	K			4	0	1	0	1	1	5
Andruw Jones, R (1, 8) OBP: 0.328, SLG: 0.420	16 1B 7 HR BB	FC4-6 16 1B BB		G5-3		1-2f FC6-4		HBP 16 G4-6-3		2	1	0	0	2	0	3
16 Brian McCann, L (1, 2) OBP: 0.400, SLG: 0.531	7 HR 1-2 2-H 1B	FC4-6 1-2 1B	SAFE		K		P6	SAFE	G4-6-3 1-2f	5	1	2	1	0	1	1
7 Jeff Francoeur, R (1, 9) OBP: 0.339, SLG: 0.490	1-H 2-H HR	K			K		K	F8		5	1	1	3	0	3	2
Scott Thorman, L (1, 3) OBP: 0.281, SLG: 0.483	1B	FC4-6 HBP 1-2f 2-3		HR			23 1B BB 2 1B BB			3	2	2	1	1	0	2
Ryan Langerhans, L (1, 7) OBP: 0.194, SLG: 0.074 23 Matt Diaz, R (7, PH) (8, 7) OBP: 0.355, SLG: 0.483	G3	HBP 1-2			K		BB 2 1B 1-2 1B			2 1	0 1	0 1	0 0	1 0	1 0	1 0
26 Kyle Davies, R (1, 1) Tyler Yates, R (6, 1) 4 Pete Orr, L (6, PH) OBP: 0.200, SLG: 0.200 Oscar Villarreal, L (7, 1) Chris Woodward, R (7, PH) OBP: 0.333, SLG: 0.267 Steve Colyer, L (8, 1) 58 Peter Moylan, R (8, 1) 28 Bob Wickman, R (9, 1)		L8	G1-3			K	2 1B 11 1B 1-2 2-3 BB			2 0 1 0 0 0 0 0	0 0 0 0 1 0 0 0	0 0 0 0 0 0 0 0	0 0 0 0 0 0 0 0	0 0 0 0 1 0 0 0	0 0 0 0 0 0 0 0	3 0 0 0 0 0 0 0
Inning Stats	R: 4 E: 0 K: 0 S: 14 H: 4 LOB: 1 BB: 1 P: 25	R: 0 E: 0 K: 0 S: 8 H: 0 LOB: 1 BB: 2 P: 17	R: 0 E: 0 K: 1 S: 12 H: 1 LOB: 3 BB: 1 P: 21	R: 0 E: 0 K: 1 S: 8 H: 1 LOB: 1 BB: 0 P: 11	R: 1 E: 0 K: 3 S: 14 H: 1 LOB: 0 BB: 0 P: 20	R: 0 E: 0 K: 1 S: 8 H: 1 LOB: 2 BB: 1 P: 19	R: 3 E: 0 K: 2 S: 20 H: 3 LOB: 2 BB: 2 P: 32	R: 0 E: 0 K: 0 S: 9 H: 0 LOB: 0 BB: 0 P: 14		1B: 7 2B: 2 3B: 0 HR: 2	SF: 0 SAC: 0 DP: 2 HBP: 2			WP: 0 PB: 0 SB: 0 CS: 0	PA: 42		

	AB	33
	R	8
	H	11
	RBI	8
	BB	7
	SO	8
	LOB	18

PITCHER		IP	WLS	BF	H	R	ER	SO	BB	IBB	HBP	BLK	WP	HR	S	P	ERA	WHIP
38 Carlos Zambrano, R ERA: 7.77	(1, 1)	6.0		31	8	5	5	6	4	1	1	0	0	2	64	113	7.50	2.000
47 Scott Eyre, L ERA: 14.4	(7, 1)	0.2	L	7	3	3	3	1	2	0	0	0	0	0	17	28	40.50	7.500
48 Neal Cotts, L ERA:	(7, 1)	1.1		4	0	0	0	1	0	0	1	0	0	0	12	18	0.00	0.000

PITCHER	IP	WLS	BF	H	R	ER	SO	BB	IBB	HBP	BLK	WP	HR	S	P	ERA	WHIP

Batter	1	2	3	4	5	6	7	8	9	AB	R	H	RBI	BB	SO	LOB
2 Ryan Theriot, R (1, 4) OBP: 0.366, SLG: 0.333	C B B F F X 2-2 25 CS S 1B		B C F B B S 3-3 ② K		C B X 1-1 ③ G4-3			C B X 1-1 2B 1B	B C B C S 2-3 ③ K	5	1	2	0	0	2	2
Mark DeRosa, R (1, 9) OBP: 0.292, SLG: 0.578	B F B B S X 3-2 ① F7 1-2		B F F B X 2-2 ③ P5			S B X 1-1 ① F8		B 1 SAFE X 1-0 1-H 2B		4	0	1	1	0	0	1
25 Derrek Lee, R (1, 3) OBP: 0.485, SLG: 0.500	B B C B F B 4-2 ② 2-3 BB			X 0-0 ① G5-3		C X 0-1 ② F8		I I I I 4-0 IBB		2	0	0	0	2	0	0
16 Aramis Ramirez, R (1, 5) OBP: 0.396, SLG: 0.578	C 1 SAFE B 1 F D S 2-3 ③ K			C B X 1-1 ② G5-3		B C F B X 2-2 HR		C C B F S 1-3 ② K		4	1	1	1	0	2	3
Michael Barrett, R (1, 2) OBP: 0.316, SLG: 0.388		C B B X 2-1 19 FC6-4 1B		X 0-0 HR		B C B B F S 3-3 ③ K		S C X 0-2 ③ F7		4	1	2	1	0	1	2
19 Matt Murton, R (1, 7) OBP: 0.333, SLG: 0.267		S C X 0-2 ① FC6-4 1-2f		X 0-0 1B			B B X 2-0 ① L7		X 0-0 17 G4-3 5 SH5-4 1B	4	0	2	0	0	0	1
5 Ronny Cedeno, R (1, 6) OBP: 0.091, SLG: 0.200		1 SAFE C S F X 0-2 ② F9		B C X 1-1 ③ F8			B X 1-0 ② G5-3		B 1 SAFE X 1-0 ① SH5-4 1-2	3	0	0	0	0	0	2
17 Felix Pie, L (1, 8) OBP: 0.200, SLG: 0.357		1 SAFE 1 SAFE C C 1 SAFE B F F 1 SAFE 2-2 ③ B F F X G3			C F B X 1-2 ① G4-3		F B S C 1-3 ③ K		F B F X 1-2 ② 2-3 G4-3	4	0	0	0	0	1	2
53 Rich Hill, L (1, 1) 32 Daryle Ward, L (9, PH) OBP: 0.545, SLG: 0.429 46 Ryan Dempster, R (9, 1)			F C X 0-2 ① G3		B X 1-0 ② F7			C S S 0-3 ① K	I I I I 4-0 IBB	3 0 0	0 0 0	0 0 0	0 0 0	0 1 0	1 0 0	0 0 0
Inning Stats	R: 0 E: 0 K: 1 S: 12 H: 1 LOB: 1 BB: 1 P: 23	R: 0 E: 0 K: 0 S: 16 H: 1 LOB: 1 BB: 0 P: 20	R: 0 E: 0 K: 1 S: 9 H: 0 LOB: 0 BB: 0 P: 14	R: 1 E: 0 K: 0 S: 7 H: 2 LOB: 1 BB: 0 P: 9	R: 0 E: 0 K: 0 S: 6 H: 0 LOB: 0 BB: 0 P: 9	R: 1 E: 0 K: 1 S: 10 H: 1 LOB: 0 BB: 0 P: 16	R: 0 E: 0 K: 1 S: 5 H: 0 LOB: 0 BB: 0 P: 9	R: 1 E: 0 K: 2 S: 13 H: 2 LOB: 2 BB: 1 P: 20	R: 0 E: 0 K: 1 S: 8 H: 1 LOB: 2 BB: 1 P: 16	1B: 5 2B: 1 3B: 0 HR: 2	SF: 0 SAC: 1 DP: 0 HBP: 0						

PITCHER		IP	WLS	BF	H	R	ER	SO	BB	IBB	HBP	BLK	WP	HR	S	P	ERA	WHIP
19 Mark Redman, L ERA: 8.62	(1, 1)	7.1	L	30	7	3	3	5	1	1	0	0	0	2	71	112	3.68	1.091
Tyler Yates, R ERA: 5.4	(8, 1)	0.2		2	0	0	0	1	0	0	0	0	0	0	7	8	0.00	0.000
Oscar Villarreal, R ERA: 2.16	(9, 1)	1.0		5	1	0	0	1	0	1	0	0	0	0	8	16	0.00	1.000

PITCHER	IP	WLS	BF	H	R	ER	SO	BB	IBB	HBP	BLK	WP	HR	S	P	ERA	WHIP

Chicago Cubs @ Atlanta Braves

Turner Field, Atlanta, GA

Thu Apr 19 2007, 7:35 PM EDT

Att. 31,603 - Partly Cloudy - 70 F

TOP

livebaseballscorecards.com

AB	33
R	3
H	8
RBI	3
BB	3
SO	7
LOB	13

WP: 0	PB: 0	SB: 1	CS: 1	PA: 37		

Chicago Cubs @ Atlanta Braves

Turner Field, Atlanta, GA

Thu Apr 19 2007, 7:35 PM EDT
Att. 31,603 - Partly Cloudy - 70 F

livebaseballscorecards.com

Batter	1	2	3	4	5	6	7	8	9	AB	R	H	RBI	BB	SO	LOB
2 Kelly Johnson, L (1, 4) OBP: 0.397, SLG: 0.462	C B F X 1-2 11 SH1-3 1B		C S B X 1-2 ① G4-3			X 0-0 2B		B C B F B B 4-2 BB		3	0	2	0	1	0	0
11 Edgar Renteria, R (1, 6) OBP: 0.385, SLG: 0.439	X 0-0 ① SH1-3 1-2		F B C F X 1-2 ② F7			B X 1-0 ① F7		B C C B F S 2-3 ② K		3	0	0	0	0	1	2
10 Chipper Jones, S (1, 5) OBP: 0.412, SLG: 0.536	C B B X 2-1 ② G5-3		B F X 1-1 ③ F8			X 0-0 ② G6-3		B X 1-0 ③ G5-3		4	0	0	0	0	0	3
Andruw Jones, R (1, 8) OBP: 0.323, SLG: 0.396	C C X 0-2 ③ G6-3			C C B B C 2-3 ① K		D C B C B B 4-2 7 FC6-4 BB			B X 1-0 ① G6-3	3	0	0	0	1	1	1
7 Jeff Francoeur, R (1, 9) OBP: 0.333, SLG: 0.473		B S S B B X 2-2 8 1B 1B		B F F B X 1-2 ② G6-3		S F F B X 1-2 ③ FC6-4 1-2f			X 0-0 ② G6-3	4	0	1	0	0	0	2
23 Matt Diaz, R (1, 7) OBP: 0.314, SLG: 0.424		B 1 SAFE X 1-0 ① F9		F B C C 1-3 ③ K			B X 1-0 ① F7		B C S F S 1-3 ③ K2-3	4	0	0	0	0	2	1
Craig Wilson, R (1, 3) OBP: 0.323, SLG: 0.160		C B F C 1-3 ② K		B F B C S 2-3 ① K			S S B B F B B 4-2 8 G6-4-3 BB			2	0	0	0	1	2	1
8 Brayan Peña, S (1, 2) OBP: 0.222, SLG: 0.556		X 0-0 1-3 1B		F B F B F B X 3-2 ② G4-3			X 0-0 ②③ G6-4-3 1-2f			3	0	1	0	0	0	1
19 Mark Redman, L (1, 1) Tyler Yates, R (8, 1) Chris Woodward, R (8, PH) OBP: 0.316, SLG: 0.250 Oscar Villarreal, L (9, 1)		C C B S 1-3 ③ K		B S S S B S 2-3 ③ K				B X 1-0 ① L6		2 0 1 0	0 0 0 0	0 0 0 0	0 0 0 0	0 0 0 0	2 0 0 0	2 0 0 0
Inning Stats	R: 0 H: 1 E: 0 LOB: 1 K: 0 BB: 0 S: 9 P: 12	R: 0 H: 2 E: 0 LOB: 2 K: 2 BB: 0 S: 11 P: 16	R: 0 H: 0 E: 0 LOB: 0 K: 0 BB: 0 S: 9 P: 12	R: 0 H: 0 E: 0 LOB: 0 K: 2 BB: 0 S: 9 P: 13	R: 0 H: 0 E: 0 LOB: 0 K: 2 BB: 0 S: 10 P: 17	R: 0 H: 1 E: 0 LOB: 2 K: 0 BB: 1 S: 9 P: 15	R: 0 H: 0 E: 0 LOB: 0 K: 0 BB: 1 S: 5 P: 10	R: 0 H: 0 E: 0 LOB: 1 K: 1 BB: 1 S: 8 P: 16	R: 0 H: 0 E: 0 LOB: 0 K: 1 BB: 0 S: 7 P: 9	1B: 3 SF: 0 2B: 1 SAC: 1 3B: 0 DP: 1 HR: 0 HBP: 0						

BOTTOM	
AB	29
R	0
H	4
RBI	0
BB	3
SO	8
LOB	13

WP: 0 PA: 33
PB: 0
SB: 0
CS: 0

PITCHER		IP	WLS	BF	H	R	ER	SO	BB	IBB	HBP	BLK	WP	HR	S	P	ERA	WHIP
53 Rich Hill, L ERA: 0.41	(1, 1)	8.0	W	30	4	0	0	7	3	0	0	0	0	0	70	111	0.00	0.875
46 Ryan Dempster, R ERA:	(9, 1)	1.0	S	3	0	0	0	1	0	0	0	0	0	0	7	9	0.00	0.000

PITCHER		IP	WLS	BF	H	R	ER	SO	BB	IBB	HBP	BLK	WP	HR	S	P	ERA	WHIP

Batter	1	2	3	4	5	6	7	8	9	AB	R	H	RBI	BB	SO	LOB
22 David Eckstein, R (1, 6) OBP: 0.314, SLG: 0.274	B C B B F X 3-2 F9 ①	C B F F 1 SAFE X 1-2 F8 ②	B X 1-0 F7 ①	B C B X 2-1 2B		4	0	1	0	0	0	1
16 Chris Duncan, L (1, 7) OBP: 0.379, SLG: 0.566 31 Ryan Franklin, R (8, 1) Aaron Miles, S (9, 4) OBP: 0.346, SLG: 0.333	X 0-0 5 1B 1B	B F X 1-1 FC3-6 ③ 1-2f	S X 0-1 G4-3 ②	S B X 1-1 L9 ②		4 0 0	0 0 0	1 0 0	0 0 0	0 0 0	0 0 0	2 0 0
5 Albert Pujols, R (1, 3) OBP: 0.310, SLG: 0.426	C C D X 1-2 27 G4-6-3 1B 1-3	B F B C F F X 2-2 G4-3 ①	B F C S 1-3 K ③	I I I 4-0 IBB		3	0	1	0	1	1	0
27 Scott Rolen, R (1, 5) OBP: 0.245, SLG: 0.283	B B S B S X 3-2 G4-6-3 ② ③ 1-2f	B B F F X 2-2 F8 ②	F B F S 1-3 K ①	C B D S X 2-2 F9 ③		4	0	0	0	0	1	4
15 Jim Edmonds, L (1, 8) OBP: 0.300, SLG: 0.273	C F C 0-3 K ①	F C F S 0-3 K ③	B S B B B S F B 4-2 3 HR BB	C B B B X 2-1 3B		3	1	1	0	1	2	0
3 Preston Wilson, R (1, 9) OBP: 0.244, SLG: 0.349	F T X 0-2 L9 ②	B C S F B B B 4-2 4 G5-3 BB	S X 0-1 1-H HR	D F D S X 2-2 G5-3 ①		3	1	1	2	1	0	1
4 Yadier Molina, R (1, 2) OBP: 0.365, SLG: 0.256	B C B F B C 3-3 K ③	1 SAFE C F X 0-2 G5-3 ① 1-2	C F S 0-3 K ②	S B S S 1-3 K ②		4	0	0	0	0	3	2
7 Adam Kennedy, L (1, 4) OBP: 0.209, SLG: 0.262 So Taguchi, R (9, PH) OBP: 0.321, SLG: 0.360 44 Jason Isringhausen, R (9, 1)	X 0-0 G3 ①	F X 0-1 F7 ②	B C C X 1-2 L6 ③	B F B B B C F X 3-2 G5-3 ③		3 1 0	0 0 0	0 0 0	0 0 0	0 0 0	0 0 0	1 1 0
41 Braden Looper, R (1, 1) OBP: 0.143, SLG: 0.143 55 Skip Schumaker, L (8, PH) OBP: 0.200, SLG: 0.217 (8, 7)	B C X 1-1 16 FC3-6 1B	C B X 1-1 G6-3 ③	C X 0-1 F8 ①			2 1	0 0	1 0	0 0	0 0	0 0	1 0
Inning Stats	R: 0 H: 2 E: 0 LOB: 1 K: 0 BB: 0 S: 10 P: 17	R: 0 H: 0 E: 0 LOB: 0 K: 2 BB: 0 S: 9 P: 12	R: 0 H: 1 E: 0 LOB: 1 K: 0 BB: 0 S: 9 P: 12	R: 0 H: 0 E: 0 LOB: 0 K: 1 BB: 0 S: 12 P: 16	R: 0 H: 0 E: 0 LOB: 1 K: 0 BB: 1 S: 10 P: 15	R: 0 H: 0 E: 0 LOB: 0 K: 1 BB: 0 S: 6 P: 8	R: 2 H: 1 E: 0 LOB: 0 K: 2 BB: 1 S: 14 P: 20	R: 0 H: 1 E: 0 LOB: 2 K: 0 BB: 1 S: 9 P: 18	R: 0 H: 1 E: 0 LOB: 1 K: 1 BB: 0 S: 12 P: 20	1B: 3 2B: 1 3B: 1 HR: 1	SF: 0 SAC: 0 DP: 1 HBP: 0					

TOP

St. Louis Cardinals @ Chicago Cubs

Wrigley Field, Chicago, IL

Fri Apr 20 2007, 1:20 PM CDT

Att. 38,955 - Sunny - 60 F

livebaseballscorecards.com

AB	32
R	2
H	6
RBI	2
BB	3
SO	7
LOB	13

WP: 0 PA: 35
PB: 0
SB: 0
CS: 0

PITCHER		IP	WLS	BF	H	R	ER	SO	BB	IBB	HBP	BLK	WP	HR	S	P	ERA	WHIP
30 Ted Lilly, L ERA: 2.42	(1, 1)	7.0	L	26	4	2	2	6	2	0	0	0	0	1	70	100	2.57	0.857
43 Michael Wuertz, R ERA:	(8, 1)	1.0		5	1	0	0	0	0	1	0	0	0	0	9	18	0.00	1.000
Bob Howry, R ERA: 3.24	(9, 1)	0.2		3	1	0	0	1	0	0	0	0	0	0	8	13	0.00	1.500
48 Neal Cotts, L ERA:	(9, 1)	0.1		1	0	0	0	0	0	0	0	0	0	0	4	7	0.00	0.000

PITCHER	IP	WLS	BF	H	R	ER	SO	BB	IBB	HBP	BLK	WP	HR	S	P	ERA	WHIP

BOTTOM

Batter	1	2	3	4	5	6	7	8	9	AB	R	H	RBI	BB	SO	LOB
2 Ryan Theriot, R (1, 4) OBP: 0.356, SLG: 0.326	0-1 25 1B 16 1B 1B		0-0 F8 ①		1-1 G6-3 ③			1-2 F9 ①		4	1	1	0	0	0	1
15 Cliff Floyd, L (1, 7) OBP: 0.293, SLG: 0.400	0-1 F9 ①		1-1 F7 ②			0-0 G6-3 ①		2-2 L8 ②		4	0	0	0	0	0	1
25 Derrek Lee, R (1, 3) OBP: 0.472, SLG: 0.483	3-2 16 1B 1-3 1B		2-2 G6-3 ③			3-3 K ②		1-2 F9 ③		4	0	1	0	0	1	0
16 Aramis Ramirez, R (1, 5) OBP: 0.404, SLG: 0.571	1-1 G5-4-3 1-2 3-H 1B			1-1 G5-4-3 1B		2-1 G5-3 ③			2-1 F9 ①	4	0	2	1	0	0	0
Mark DeRosa, R (1, 9) OBP: 0.308, SLG: 0.563 5 Ronny Cedeno, R (9, PR) OBP: 0.091, SLG: 0.200	0-0 G5-4-3 ② ③ 1-2f			3-1 G5-4-3 ① ② 1-2f			4-1 1B BB		2-2 BB 1B	3 0	0 0	1 0	0 0	1 0	0 0	3 0
Jacque Jones, L (1, 8) OBP: 0.328, SLG: 0.293		3-3 K ①		1-0 L7 ③			0-1 1-2 1B		4-2 1-2 BB ②	3	0	1	0	1	1	0
24 Henry Blanco, R (1, 2) OBP: 0.200, SLG: 0.250 19 Matt Murton, R (9, PH) OBP: 0.324, SLG: 0.258		1-1 E7			4-2 G4-3 BB		1-1 B2 ①		0-0 P6 ③	2 1	0 0	0 0	0 0	1 0	0 0	2 1
Cesar Izturis, S (1, 6) OBP: 0.250, SLG: 0.273		0-1 G5-3 ②			1-0 G4-3 ① 1-2		2-3 K ②			3	0	0	0	0	1	4
30 Ted Lilly, L (1, 1) 32 Daryle Ward, L (7, PH) OBP: 0.500, SLG: 0.375 43 Michael Wuertz, R (8, 1) Bob Howry, L (9, 1) 48 Neal Cotts, L (9, 1)		0-0 G1-3 ③			0-3 K ②		0-3 K ③			2 1 0 0 0	0 0 0 0 0	0 0 0 0 0	0 0 0 0 0	0 0 0 0 0	1 1 0 0 0	2 2 0 0 0
Inning Stats	R: 1 H: 3 E: 0 LOB: 1 K: 0 BB: 0 S: 10 P: 14	R: 0 H: 0 E: 1 LOB: 1 K: 1 BB: 0 S: 8 P: 12	R: 0 H: 0 E: 0 LOB: 0 K: 0 BB: 0 S: 6 P: 9	R: 0 H: 1 E: 0 LOB: 0 K: 0 BB: 0 S: 5 P: 10	R: 0 H: 0 E: 0 LOB: 1 K: 1 BB: 1 S: 10 P: 16	R: 0 H: 0 E: 0 LOB: 0 K: 1 BB: 0 S: 6 P: 11	R: 0 H: 1 E: 0 LOB: 2 K: 2 BB: 1 S: 11 P: 18	R: 0 H: 0 E: 0 LOB: 0 K: 0 BB: 0 S: 10 P: 14	R: 0 H: 1 E: 0 LOB: 1 K: 0 BB: 1 S: 8 P: 16	1B: 6 2B: 0 3B: 0 HR: 0	SF: 0 SAC: 0 DP: 2 HBP: 0					

PITCHER	IP	WLS	BF	H	R	ER	SO	BB	IBB	HBP	BLK	WP	HR	S	P	ERA	WHIP
41 Braden Looper, R (1, 1) ERA: 2.08	7.0	W	27	5	1	1	5	2	0	0	0	0	0	56	90	1.29	1.000
31 Ryan Franklin, R (8, 1) ERA: 1.13	1.0	H	3	0	0	0	0	0	0	0	0	0	0	10	14	0.00	0.000
44 Jason Isringhausen, R (9, 1) ERA: 1.29	1.0	S	4	1	0	0	0	1	0	0	0	0	0	8	16	0.00	2.000

PITCHER	IP	WLS	BF	H	R	ER	SO	BB	IBB	HBP	BLK	WP	HR	S	P	ERA	WHIP

St. Louis Cardinals @ Chicago Cubs

Wrigley Field, Chicago, IL

Fri Apr 20 2007, 1:20 PM CDT

Att. 38,955 - Sunny - 60 F

livebaseballscorecards.com

AB	31
R	1
H	6
RBI	1
BB	3
SO	5
LOB	16

Batter	1	2	3	4	5	6	7	8	9	AB	R	H	RBI	BB	SO	LOB
22 David Eckstein, R (1, 6) OBP: 0.307, SLG: 0.258	C F F X 0-2 ① P6	C F B X 1-2 ③ FC5 1-2 2-3f		B F B B F H 4-2 HBP			X 0-0 ② G6-3		B C X 1-1 ② P6	4	0	0	0	0	0	2
16 Chris Duncan, L (1, 7) OBP: 0.381, SLG: 0.552	B F S B S 2-3 ② K	B F X 1-1 5 FC5-1-4 1B	F B F S 1-3 ③ K				X 0-0 5 1B 1B		B F S S 1-3 ③ K	5	0	2	0	0	3	3
5 Albert Pujols, R (1, 3) OBP: 0.320, SLG: 0.422	C C F F F B H 2-2 27 1B HBP	B B B C X 3-1 ① FC5-1-4 1-2f			B C X 1-1 ① G6-3		B C X 1-1 27 FC6-4 1-2 1B			3	0	1	0	0	0	1
27 Scott Rolen, R (1, 5) OBP: 0.245, SLG: 0.280	C B X 1-1 1-2 1B	F X 0-1 ② P4			X 0-0 ② G6-3		S F D F F B X 2-2 ③ FC6-4 1-2f			4	0	1	0	0	0	3
15 Jim Edmonds, L (1, 8) OBP: 0.283, SLG: 0.255 So Taguchi, R (8, PH) OBP: 0.310, SLG: 0.346 (8, 8)	S C F B B B X 3-2 ③ G4-3		B X 1-0 ③ F8		C S B S 1-3 ③ K			F B X 1-1 ① F8		3 1	0 0	0 0	0 0	0 0	1 0	3 0
3 Preston Wilson, R (1, 9) OBP: 0.265, SLG: 0.348		B C C F B F F X 2-2 22 FC5 1B 1B		B F X 1-1 E6 23 G5-3 7 1B		B X 1-0 ① G6-3		B C F B B B 4-2 7 F8 7 S BB		3	0	1	0	1	0	0
7 Adam Kennedy, L (1, 4) OBP: 0.213, SLG: 0.261 Josh Hancock, R (8, 1)	B B X 2-0 ① F8			B C B B F F 1 SAFE X 3-2 23 G5-3 1-2 1B		B C X 1-1 ② F7		B C X 1-1 ② F8 1-3		4 0	0 0	1 0	0 0	0 0	0 0	2 0
Gary Bennett, R (1, 2) OBP: 0.353, SLG: 0.375	F X 0-1 22 FC5 1-2 1B			X 0-0 ① F9		C B B X 2-1 ③ F8		B X 1-0 ③ G5-3		4	0	1	0	0	0	3
23 Anthony Reyes, R (1, 1) 55 Skip Schumaker, L (7, PH) OBP: 0.192, SLG: 0.208 48 Brad Thompson, R (7, 1) Tyler Johnson, S (7, 1) Aaron Miles, S (8, 4) OBP: 0.333, SLG: 0.320	F B L B S 2-3 ② K			X 0-0 ② G5-3 1-2 2-3			B F B C C C 2-3 ① K		B B B C C X 3-2 ① G6-3	2 1 0 0 1	0 0 0 0 0	0 0 0 0 0	0 0 0 0 0	1 1 0 0 0	4 0 0 0 0
Inning Stats	R: 0 H: 1 E: 0 LOB: 2 K: 1 BB: 0 S: 18 P: 26	R: 0 H: 2 E: 0 LOB: 2 K: 1 BB: 0 S: 16 P: 23	R: 0 H: 1 E: 0 LOB: 1 K: 0 BB: 0 S: 7 P: 12	R: 0 H: 1 E: 1 LOB: 3 K: 1 BB: 0 S: 13 P: 22	R: 0 H: 0 E: 0 LOB: 0 K: 1 BB: 0 S: 6 P: 8	R: 0 H: 0 E: 0 LOB: 0 K: 0 BB: 0 S: 5 P: 9	R: 0 H: 2 E: 0 LOB: 2 K: 1 BB: 0 S: 12 P: 17	R: 0 H: 0 E: 0 LOB: 1 K: 0 BB: 1 S: 7 P: 14	R: 0 H: 0 E: 0 LOB: 0 K: 1 BB: 0 S: 8 P: 13	1B: 7 2B: 0 3B: 0 HR: 0	SF: 0 SAC: 0 DP: 0 HBP: 2					

PITCHER		IP	WLS	BF	H	R	ER	SO	BB	IBB	HBP	BLK	WP	HR	S	P	ERA	WHIP
Jason Marquis, R ERA: 1.88	(1, 1)	7.0	W	31	7	0	0	5	0	0	2	0	0	0	77	117	0.00	1.000
13 Will Ohman, L ERA: 6.0	(8, 1)	2.0		7	0	0	0	1	1	0	0	0	0	0	15	27	0.00	0.500

PITCHER	IP	WLS	BF	H	R	ER	SO	BB	IBB	HBP	BLK	WP	HR	S	P	ERA	WHIP

St. Louis Cardinals @ Chicago Cubs

Wrigley Field, Chicago, IL

Sat Apr 21 2007, 2:55 PM CDT

Att. 41,637 - Partly Cloudy - 71 F

TOP

livebaseballscorecards.com

AB	35
R	0
H	7
RBI	0
BB	1
SO	6
LOB	21

1B: 7	SF: 0	WP: 0	PA: 38
2B: 0	SAC: 0	PB: 0	
3B: 0	DP: 0	SB: 1	
HR: 0	HBP: 2	CS: 0	

BOTTOM

St. Louis Cardinals @ Chicago Cubs

Wrigley Field, Chicago, IL

Sat Apr 21 2007, 2:55 PM CDT

Att. 41,637 - Partly Cloudy - 71 F

livebaseballscorecards.com

Batter	1	2	3	4	5	6	7	8	9	AB	R	H	RBI	BB	SO	LOB
17 Felix Pie, L (1, 8) OBP: 0.158, SLG: 0.278	K	P5			L6		F9			4	0	0	0	0	1	2
19 Matt Murton, R (1, 7) OBP: 0.342, SLG: 0.314	HR 25 1B	G4-3			G6-3 2-3			WP E 2B		4	2	2	0	0	0	2
25 Derrek Lee, R (1, 3) OBP: 0.461, SLG: 0.469	HR 1-2 1B		G6-3		G1-3			K		4	1	1	0	0	1	2
16 Aramis Ramirez, R (1, 5) OBP: 0.375, SLG: 0.528	K		G6-3			G3		G6-3		4	0	0	0	0	1	3
Michael Barrett, R (1, 2) OBP: 0.311, SLG: 0.434	HR 1-H 2-H		K			F9		E4 PB 1B 2-H		4	1	1	3	0	1	0
Jacque Jones, L (1, 9) OBP: 0.338, SLG: 0.306	G4-3			CS 1B		G4-3		PB 1-2 1B		4	0	2	0	0	0	0
Mark DeRosa, R (1, 4) OBP: 0.304, SLG: 0.558		5 2B		K 1-2			K	G5-3 1-2 2-3		4	1	1	0	0	2	3
5 Ronny Cedeno, R (1, 6) OBP: 0.160, SLG: 0.435		G4-3 2-H 2B		K				HR		3	1	2	2	0	1	0
Jason Marquis, L (1, 1) OBP: 0.300, SLG: 0.500		G4-3 2-3			19 G6-3 2B		L7			2	0	1	0	0	0	1
32 Daryle Ward, L (7, PH) OBP: 0.462, SLG: 0.333										1	0	0	0	0	0	0
13 Will Ohman, L (8, 1)										0	0	0	0	0	0	0
Inning Stats	R: 3 E: 0 K: 2 S: 18 H: 3 LOB: 0 BB: 0 P: 28	R: 1 E: 0 K: 0 S: 8 H: 2 LOB: 1 BB: 0 P: 10	R: 0 E: 0 K: 1 S: 10 H: 0 LOB: 0 BB: 0 P: 15	R: 0 E: 0 K: 2 S: 15 H: 1 LOB: 0 BB: 0 P: 19	R: 0 E: 0 K: 0 S: 7 H: 1 LOB: 1 BB: 0 P: 11	R: 0 E: 0 K: 0 S: 5 H: 0 LOB: 0 BB: 0 P: 7	R: 1 E: 0 K: 1 S: 8 H: 1 LOB: 0 BB: 0 P: 15	R: 1 E: 1 K: 1 S: 17 H: 2 LOB: 2 BB: 0 P: 23		1B: 4 2B: 5 3B: 0 HR: 2 SF: 0 SAC: 0 DP: 1 HBP: 0						

		AB	34
		R	6
		H	10
		RBI	5
		BB	0
		SO	7
		LOB	13

WP: 1 PB: 1 SB: 0 CS: 1 PA: 34

PITCHER		IP	WLS	BF	H	R	ER	SO	BB	IBB	HBP	BLK	WP	HR	S	P	ERA	WHIP
23 Anthony Reyes, R ERA: 5.63	(1, 1)	6.0	L	24	7	4	4	5	0	0	0	0	0	1	63	90	6.00	1.167
48 Brad Thompson, R ERA: 4.5	(7, 1)	0.1		2	1	1	1	1	0	0	0	0	0	1	4	5	27.00	3.000
Tyler Johnson, L ERA:	(7, 1)	0.2		2	0	0	0	0	0	0	0	0	0	0	4	10	0.00	0.000
Josh Hancock, R ERA: 5.4	(8, 1)	1.0		6	2	1	0	1	0	0	0	0	1	0	17	23	0.00	2.000

PITCHER	IP	WLS	BF	H	R	ER	SO	BB	IBB	HBP	BLK	WP	HR	S	P	ERA	WHIP

Batter	1	2	3	4	5	6	7	8	9	10	AB	R	H	RBI	BB	SO	LOB
Aaron Miles, S (1, 6) (9, 4) OBP: 0.303, SLG: 0.290	F9		P6		16 HR 1B	K		L4-3		K	6	1	1	0	0	2	3
16 Chris Duncan, L (1, 7) 22 David Eckstein, R (9, 6) OBP: 0.382, SLG: 0.581 OBP: 0.316, SLG: 0.269	K		G5-3		HR		G6-3		5 1B 27 3B BB	5 HR 1B	4 1	2 1	1 1	2 1	1 0	1 0	0 0
5 Albert Pujols, R (1, 3) OBP: 0.333, SLG: 0.471	F8			27 1B 7 2B 1B	F7		K		27 3B 1B	HR	6	3	3	3	0	1	0
27 Scott Rolen, R (1, 5) OBP: 0.305, SLG: 0.429		15 HR 1B		7 2B 1B	HR		15 BB 1B		3B	K	6	3	5	3	0	1	0
15 Jim Edmonds, L (1, 8) OBP: 0.305, SLG: 0.327		HR		F7	26 2B 1B		BB		G4-3	K	5	1	2	2	1	1	3
26 Scott Spiezio, S (1, 9) 31 Ryan Franklin, R (8, 1) 55 Skip Schumaker, L (9, PH) (9, 7) OBP: 0.341, SLG: 0.242 OBP: 0.185, SLG: 0.200		G4-3		K	2B		F7		P5		4 0 1	0 0 0	1 0 0	0 0 0	0 0 0	1 0 0	4 0 1
7 Adam Kennedy, L (1, 4) 44 Jason Isringhausen, R (9, 1) Tyler Johnson, S (10, 1) 36 Russ Springer, R (10, 1) OBP: 0.250, SLG: 0.286		F7		F7 2B	K			BB	IBB		3 0 0 0	0 0 0 0	1 0 0 0	2 0 0 0	2 0 0 0	1 0 0 0	2 0 0 0
4 Yadier Molina, R (1, 2) OBP: 0.351, SLG: 0.234		F9		G4-3		F8		BB		G5-3	4	0	0	0	1	0	3
50 Adam Wainwright, R (1, 1) 34 Randy Flores, L (6, 1) 3 Preston Wilson, R (8, PH) (8, 9) OBP: 0.250, SLG: 0.375 OBP: 0.294, SLG: 0.375			K	G6-3		F8		L4-3		22 1B 5 HR 1B	3 0 2	0 0 1	0 0 2	0 0 0	0 0 0	1 0 0	0 0 0
Inning Stats	R: 0 E: 0 K: 1 S: 7 H: 0 LOB: 0 BB: 0 P: 12	R: 2 E: 0 K: 0 S: 11 H: 2 LOB: 0 BB: 0 P: 14	R: 0 E: 0 K: 1 S: 10 H: 0 LOB: 0 BB: 0 P: 18	R: 2 E: 0 K: 1 S: 17 H: 3 LOB: 1 BB: 0 P: 32	R: 3 E: 0 K: 1 S: 17 H: 5 LOB: 2 BB: 0 P: 30	R: 0 E: 0 K: 1 S: 6 H: 0 LOB: 0 BB: 0 P: 7	R: 0 E: 0 K: 1 S: 11 H: 1 LOB: 2 BB: 1 P: 19	R: 0 E: 0 K: 0 S: 11 H: 1 LOB: 1 BB: 2 P: 22	R: 2 E: 0 K: 0 S: 15 H: 2 LOB: 2 BB: 2 P: 30	R: 3 E: 0 K: 3 S: 13 H: 3 LOB: 0 BB: 0 P: 18	1B: 10 2B: 3 3B: 1 HR: 4 SF: 0 SAC: 0 DP: 1 HBP: 0						

PITCHER	IP	WLS	BF	H	R	ER	SO	BB	IBB	HBP	BLK	WP	HR	S	P	ERA	WHIP
52 Wade Miller, R (1, 1) ERA: 10.54	4.2		23	9	7	7	3	0	0	0	0	0	3	57	98	13.50	1.929
47 Scott Eyre, L (5, 1) ERA: 13.5	0.1		2	1	0	0	1	0	0	0	0	0	0	5	8	0.00	3.000
43 Michael Wuertz, R (6, 1) ERA:	1.2		6	1	0	0	2	0	0	0	0	0	0	13	15	0.00	0.600
48 Neal Cotts, L (7, 1) ERA:	0.2		4	0	0	0	0	3	0	0	0	0	0	9	23	0.00	4.500
Bob Howry, R (8, 1) ERA: 4.5	1.2		9	3	2	2	0	1	1	0	0	0	0	21	40	10.80	2.400

PITCHER	IP	WLS	BF	H	R	ER	SO	BB	IBB	HBP	BLK	WP	HR	S	P	ERA	WHIP
46 Ryan Dempster, R (10, 1) ERA: 3.0	1.0	L	6	3	3	3	3	0	0	0	0	0	1	13	18	27.00	3.000

TOP

St. Louis Cardinals @ Chicago Cubs

Wrigley Field, Chicago, IL

Sun Apr 22 2007, 1:20 PM CDT

Att. 40,193 - Sunny - 75 F

livebaseballscorecards.com

AB	45
R	12
H	17
RBI	12
BB	5
SO	9
LOB	16

WP: 0	PB: 0	SB: 0	CS: 1
PA: 50			

Batter	1	2	3	4	5	6	7	8	9	10	AB	R	H	RBI	BB	SO	LOB
2 Ryan Theriot, R (1, 4) OBP: 0.373, SLG: 0.388 46 Ryan Dempster, R (10, 1)	1-1 25 WP 25 FC3-2 2B	1-0 F7		0-1 1B		0-1 16 HR 2B		0-1 G1-3	1-1 FC6-4 1-2f		6 0	1 0	3 0	0 0	0 0	0 0	3 0
15 Cliff Floyd, L (1, 7) OBP: 0.277, SLG: 0.370	1-0 G3-6-1	3-3 K		1-0 P6		2-3 K		0-0 1B		0-2 G4-3	6	0	1	0	0	2	4
25 Derrek Lee, R (1, 3) OBP: 0.451, SLG: 0.449	2-1 FC3-2 BB 16 1B 1B 2-H		0-0 HR 1B	1-3 K		4-2 16 HR BB		3-2 F8		0-3 K	5	3	1	0	1	2	3
16 Aramis Ramirez, R (1, 5) OBP: 0.371, SLG: 0.559	0-1 BB 1B 1-2 1B		2-3 K	0-0 P4		0-1 1-H 2-H HR		0-0 F8		1-1 F9	6	2	2	3	0	1	3
Michael Barrett, R (1, 2) OBP: 0.348, SLG: 0.509	4-2 1B 1-2 2-3 BB		2-1 1-H HR		0-2 1B 1B	0-0 P5			1-2 12 2B 1B 1B		4	2	3	2	1	0	0
Jacque Jones, L (1, 9) OBP: 0.361, SLG: 0.323 48 Neal Cotts, L (7, 1) Bob Howry, L (8, 1) 19 Matt Murton, R (9, PH) OBP: 0.333, SLG: 0.306 (10, 8)	2-2 1-2 2-H 3-H 1B		4-2 17 1B BB		2-2 1-2 1B	2-3 K			1-0 L6		3 0 0 1	0 0 0 0	2 0 0 0	2 0 0 0	1 0 0 0	1 0 0 0	0 0 0 1
5 Ronny Cedeno, R (1, 6) OBP: 0.133, SLG: 0.357 (10, 4)	1-3 K		0-1 L4		0-3 K			1-1 F7	1-3 K		5	0	0	0	0	3	6
17 Felix Pie, L (1, 8) OBP: 0.174, SLG: 0.273 12 Alfonso Soriano, R (9, PH) OBP: 0.302, SLG: 0.400 Cesar Izturis, S (9, PR) OBP: 0.250, SLG: 0.273 (10, 6)		0-0 L6	0-1 1-3 1B		1-3 K			1-1 G3	0-2 1-3 1B 2B		4 1 0	0 0 1	1 1 0	0 0 0	0 0 0	1 0 0	2 0 0
52 Wade Miller, R (1, 1) OBP: 0.250, SLG: 0.250 47 Scott Eyre, L (5, 1) 32 Daryle Ward, L (5, PH) OBP: 0.429, SLG: 0.300 43 Michael Wuertz, R (6, 1) Mark DeRosa, R (7, 9) OBP: 0.310, SLG: 0.556		1-1 1B	0-0 P2		0-2 P6			0-1 L4	3-1 2 FC6-4 2-H 3-H 1B		2 0 1 0 2	0 0 0 0 0	1 0 0 0 1	0 0 0 0 2	0 0 0 0 0	0 0 0 0 0	2 0 2 0 0
Inning Stats	R: 2 E: 0 K: 1 S: 15 H: 3 LOB: 2 BB: 1 P: 26	R: 0 E: 0 K: 1 S: 8 H: 1 LOB: 1 BB: 0 P: 13	R: 2 E: 0 K: 1 S: 14 H: 3 LOB: 2 BB: 1 P: 22	R: 0 E: 0 K: 1 S: 7 H: 1 LOB: 1 BB: 0 P: 9	R: 0 E: 0 K: 2 S: 18 H: 2 LOB: 2 BB: 0 P: 21	R: 3 E: 0 K: 2 S: 13 H: 2 LOB: 0 BB: 1 P: 21	R: 0 E: 0 K: 0 S: 6 H: 0 LOB: 0 BB: 0 P: 8	R: 0 E: 0 K: 0 S: 8 H: 1 LOB: 1 BB: 0 P: 11	R: 2 E: 0 K: 1 S: 18 H: 3 LOB: 2 BB: 0 P: 25	R: 0 E: 0 K: 1 S: 8 H: 0 LOB: 0 BB: 0 P: 9	1B: 11 2B: 3 3B: 0 HR: 2	SF: 0 SAC: 0 DP: 0 HBP: 0						

PITCHER		IP	WLS	BF	H	R	ER	SO	BB	IBB	HBP	BLK	WP	HR	S	P	ERA	WHIP
50 Adam Wainwright, R ERA: 5.04	(1, 1)	5.1		31	12	7	7	7	3	0	0	0	1	2	71	106	11.81	2.812
34 Randy Flores, L ERA:	(6, 1)	1.2		5	0	0	0	1	0	0	0	0	0	0	10	14	0.00	0.000
31 Ryan Franklin, R ERA: 1.0	(8, 1)	1.0		4	1	0	0	0	0	0	0	0	0	0	8	11	0.00	1.000
44 Jason Isringhausen, R ERA: 3.38	(9, 1)	1.0	W	6	3	2	2	1	0	0	0	0	0	0	18	25	18.00	3.000
Tyler Johnson, L ERA:	(10, 1)	0.1	H	1	0	0	0	0	0	0	0	0	0	0	3	3	0.00	0.000

PITCHER		IP	WLS	BF	H	R	ER	SO	BB	IBB	HBP	BLK	WP	HR	S	P	ERA	WHIP
36 Russ Springer, R ERA: 4.26	(10, 1)	0.2		2	0	0	0	1	0	0	0	0	0	0	5	6	0.00	0.000

BOTTOM

St. Louis Cardinals @ Chicago Cubs

Wrigley Field, Chicago, IL

Sun Apr 22 2007, 1:20 PM CDT

Att. 40,193 - Sunny - 75 F

livebaseballscorecards.com

AB	46
R	9
H	16
RBI	9
BB	3
SO	10
LOB	26

WP: 1	PA: 49		
PB: 0			
SB: 0			
CS: 0			

Batter	1	2	3	4	5	6	7	8	9	10	11	12	AB	R	H	RBI	BB	SO	LOB
23 Rickie Weeks Jr., R (1, 4) OBP: 0.352, SLG: 0.541	C S S 0-3 ① K		C X 0-1 ③ G5-3		C D S S 1-3 ② K		S X 0-1 ② L6		B B C X 2-1 ① F8		S X 0-1 ③ G4-3		6	0	0	0	0	2	3
7 J.J. Hardy, R (1, 6) OBP: 0.349, SLG: 0.551	B F B X 2-1 ② F8			C C B B B F X 3-2 HR	B C C B B B 4-1 1-2 BB		B C B C S 2-3 ③ K		C B C X 1-2 G6-3			B B S X 2-1 ① P6	5	1	1	1	1	1	0
28 Prince Fielder, L (1, 3) OBP: 0.364, SLG: 0.507	C X 0-1 ③ G3-1			B S S B F S 2-3 ① K2-3	X 0-0 G3			B X 1-0 HR	B X 1-0 F8			B C X 1-1 HR	6	2	2	2	0	1	2
2 Bill Hall, R (1, 8) OBP: 0.329, SLG: 0.507		B X 1-0 ① G6-3		C C S 0-3 K	B B B S S F C 2-3 ① K			B C B B B F F S 3-3 ① K	X 0-0 ① B2			F B X 1-1 ② F9	6	0	0	0	0	3	0
Johnny Estrada, S (1, 2) OBP: 0.308, SLG: 0.371 Damian Miller, R (7, 2) OBP: 0.391, SLG: 0.421		B C F B B F F X 3-2 G4-3 1B		B 1 SAFE S S S F B X 2-2 F8		C B B B B 4-2 1B BB		B B B B 4-0 1B BB		B F X 1-1 ② G6-3		B B X 2-0 ③ F9	2 2	0 1	1 0	0 0	1 1	0 0	1 0
Geoff Jenkins, L (1, 7) OBP: 0.404, SLG: 0.604		S X 0-1 ② ③ G4-3 1-2f		1 SAFE X 0-0 ③ G6-3		B B B C X 3-1 1-2 1B		C S X 0-2 1B 1-2 1B		C S X 0-2 ③ G3			5	0	2	0	0	0	2
18 Gabe Gross, L (1, 9) OBP: 0.407, SLG: 0.450			C B B S B S 3-3 ① K		B B C B B B 4-1 G4-1 22 1B BB	F F F E D X 1-2 ② F9		C X 0-1 ② F9			C S B B B B 4-2 12 SH2-4 BB		3	1	0	0	2	1	4
Craig Counsell, L (1, 5) OBP: 0.304, SLG: 0.390			B X 1-0 2B		B F B F X 2-2 ① G4-1 1-2	C C S 0-3 ③ K		X 0-0 1-2 2-H 1B			X 0-0 ① F8		5	0	2	1	0	1	4
46 Claudio Vargas, R (1, 1) 22 Tony Gwynn Jr., L (3, PH) DEF CAS SUI 4-RN 45 Elmer Dessens, R (6, 1) 9 Tony Graffanino, R (7, PH) 50 Chris Spurling, R (7, 1) Brian Shouse, L (7, 1) Matt Wise, R (7, 1) Kevin Mench, R (8, PH) DEF CAS SUI 4-RN 12 Carlos Villanueva, R (8, 1) Derrick Turnbow, R (10, 1)			F S B S 1-3 ② K		F C F 2 D D T B X SAFE 3-2 7 WP 2-H 1B		B C C C C X 1-2 ① G5-3	D S X 1-1 ③ F9			B X 1-0 SH2-4 1-2		1 1 0 1 0 0 0 0 0 1	0 1 0 0 0 0 0 0 0 0	0 1 0 0 0 0 0 0 0 0	0 1 0 0 0 0 0 0 0 0	1 0 0 0 0 0 0 0 0 0	1 0 0 0 0 0 0 0 2 0
Inning Stats	R: 0 H: 0 E: 0 LOB: 0 K: 1 BB: 0 S: 7 P: 9	R: 0 H: 1 E: 0 LOB: 0 K: 0 BB: 0 S: 8 P: 12	R: 0 H: 1 E: 0 LOB: 1 K: 2 BB: 0 S: 9 P: 14	R: 1 H: 1 E: 0 LOB: 1 K: 2 BB: 0 S: 16 P: 23	R: 1 H: 1 E: 0 LOB: 2 K: 1 BB: 2 S: 14 P: 28	R: 0 H: 1 E: 0 LOB: 2 K: 2 BB: 1 S: 17 P: 27	R: 0 H: 0 E: 0 LOB: 0 K: 1 BB: 0 S: 8 P: 11	R: 2 H: 3 E: 0 LOB: 2 K: 1 BB: 1 S: 13 P: 22	R: 0 H: 0 E: 0 LOB: 0 K: 0 BB: 0 S: 6 P: 10	R: 0 H: 0 E: 0 LOB: 0 K: 0 BB: 0 S: 6 P: 7	R: 0 H: 0 E: 0 LOB: 1 K: 0 BB: 1 S: 6 P: 11	R: 1 H: 1 E: 0 LOB: 0 K: 0 BB: 0 S: 7 P: 13	1B: 5 2B: 1 3B: 0 HR: 3	SF: 0 SAC: 1 DP: 1 HBP: 0		WP: 1 PB: 1 SB: 0 CS: 0	PA: 50	

PITCHER	IP	WLS	BF	H	R	ER	SO	BB	IBB	HBP	BLK	WP	HR	S	P	ERA	WHIP
38 Carlos Zambrano, R (1, 1) ERA: 6.91	5.1		24	5	2	2	7	3	0	0	0	1	1	62	103	3.38	1.500
13 Will Ohman, L (6, 1) ERA: 5.4	0.2	H	2	0	0	0	1	0	0	0	0	0	0	9	10	0.00	0.000
43 Michael Wuertz, R (7, 1) ERA:	1.0	H	3	0	0	0	1	0	0	0	0	0	0	8	11	0.00	0.000
47 Scott Eyre, L (8, 1) ERA: 15.0	0.2	B	6	3	2	2	1	1	0	0	0	0	1	11	19	27.00	6.000
Bob Howry, R (8, 1) ERA: 3.97	1.1		4	0	0	0	0	0	0	0	0	0	0	8	13	0.00	0.000

PITCHER	IP	WLS	BF	H	R	ER	SO	BB	IBB	HBP	BLK	WP	HR	S	P	ERA	WHIP
46 Ryan Dempster, R (10, 1) ERA: 2.45	2.0		7	0	0	0	0	1	0	0	0	0	0	12	18	0.00	0.500
57 Rocky Cherry, R (12, 1) ERA: 9.0	1.0	L	4	1	1	1	0	0	0	0	0	0	1	7	13	9.00	1.000

Milwaukee Brewers @ Chicago Cubs

Wrigley Field, Chicago, IL

Mon Apr 23 2007, 7:05 PM CDT

Att. 33,920 - Cloudy - 47 F

TOP

livebaseballscorecards.com

AB	44
R	5
H	9
RBI	5
BB	5
SO	10
LOB	19

Batter	1	2	3	4	5	6	7	8	9	10	11	12	AB	R	H	RBI	BB	SO	LOB
12 Alfonso Soriano, R (1, 7) OBP: 0.305, SLG: 0.393	C B B X 2-1 15 BB; 25 1B; 1B		X 0-0 25 2B; 1B		C B F B X 2-2 P3 ①		L F B S 1-3 K ① 1-2 2-3		C F X 0-2 F9 ②		S B F B F F X 2-2 F9 ②		6	2	2	0	0	1	3
15 Cliff Floyd, L (1, 9) OBP: 0.250, SLG: 0.354 19 Matt Murton, R (7, PH) OBP: 0.235, SLG: 0.297 47 Scott Eyre, L (8, 1) Bob Howry, L (8, 1) 2 Ryan Theriot, R (9, PH) OBP: 0.365, SLG: 0.380 46 Ryan Dempster, R (10, 1) Jason Marquis, L (11, PH) OBP: 0.222, SLG: 0.455 57 Rocky Cherry, R (12, 1)	C B 1 SAFE S D B B B 4-2 25 1B; 16 SF9; BB 1-2		F 1 B F C 1-3 K ①		C F S 0-3 K ②		C X 0-1 G5-3 ②		B B C B X 3-1 F8 ③		S F S 0-3 K ③		2 1 0 0 0 1 0 0	1 0 0 0 0 0 0 0	0 0 0 0 0 0 0 0	0 0 0 0 0 0 0 0	1 0 0 0 0 0 0 1	2 0 0 0 0 0 0 0	1 2 0 0 0 0 0 0
25 Derrek Lee, R (1, 3) OBP: 0.455, SLG: 0.467	B C D F X 2-2 1-3 2-H; 1B		B X 1-0 16 CS 1-H; 2B		C B B B B C X 3-2 G4-3 ③		B B C C C B S 3-3 K ③			C C B X 1-2 G6-3 ①		X 0-0 1B	6	0	3	2	0	1	2
16 Aramis Ramirez, R (1, 5) OBP: 0.382, SLG: 0.597	B B B X 3-0 SF9 ① 3-H		B C S F X 1-2 ② 2-3 HR			B B C B C B B 4-2 G6-3 BB		B B B B 4-0 SH3-4 BB		B B C B C S 3-3 K ②		B F C 1 SAFE X 1-2 P5 ①	3	1	1	2	2	1	1
Jacque Jones, L (1, 8) OBP: 0.351, SLG: 0.314 (8, 9)	C B 1 SAFE F B B X 3-2 F7 ②		B B X 2-0 E4			C B X 1-1 G6-3 ① ② 1-2f		L X 0-1 SH3-4 ① 1-2		C S X 0-2 BB 1B		B S F S 1-3 K ②	5	0	1	0	0	1	3
Mark DeRosa, R (1, 4) OBP: 0.313, SLG: 0.542	X 0-0 G4-3 ③		B 1 SAFE F X 1 SAFE F F B F B 3-2 F F8 ③			B B X 2-0 2B		C B D B S T 3-2 K ②		B S B 1 SAFE B B 4-1 1-2 BB		S C C 0-3 K ③	5	0	1	0	1	2	4
24 Henry Blanco, R (1, 2) OBP: 0.231, SLG: 0.273 32 Daryle Ward, L (8, PH) OBP: 0.467, SLG: 0.300 5 Ronny Cedeno, R (8, PR) OBP: 0.129, SLG: 0.345 (9, 6)		C C S 0-3 K ①		S B C B X 2-2 G4-6-3 1B		B G S D T X 2-2 P3 ③		I I I 4-0 IBB		B F F X 1-2 G5-3 ③			3 0 1	0 0 0	1 0 0	0 0 0	0 1 0	1 0 0	1 0 2
Cesar Izturis, S (1, 6) OBP: 0.255, SLG: 0.261 Michael Barrett, R (8, PH) OBP: 0.338, SLG: 0.492 (9, 2)		B C X 1-1 F7 ②		B X 1-0 G4-6-3 ① ② 1-2f			B F B C F B T F F B 4-2 12 WP; 17 1B; BB	D B B F X 3-1 L7 ③			B B X 2-0 F7 ①		2 2	0 0	0 0	0 0	1 0	0 0	1 2
38 Carlos Zambrano, S (1, 1) OBP: 0.273, SLG: 0.636 13 Will Ohman, L (6, 1) 43 Michael Wuertz, R (7, 1) 17 Felix Pie, L (7, PH) OBP: 0.231, SLG: 0.360 (8, 8)		B S X 1-1 G5-3 ③		L X 0-1 G3-1 ③			1 SAFE B F F X 1 SAFE 1-1 12 WP; 1B 1-2		B X 1-0 F8 ①		S X 0-1 2B		2 0 0 3	0 0 0 0	0 0 0 2	0 0 0 0	0 0 0 0	0 0 0 0	0 0 0 0
Inning Stats	R: 2 H: 2 E: 0 LOB: 1 K: 0 BB: 1 S: 13 P: 27	R: 0 H: 0 E: 0 LOB: 0 K: 1 BB: 0 S: 7 P: 9	R: 2 H: 3 E: 1 LOB: 1 K: 1 BB: 0 S: 16 P: 24	R: 0 H: 1 E: 0 LOB: 0 K: 0 BB: 0 S: 6 P: 9	R: 0 H: 0 E: 0 LOB: 0 K: 1 BB: 0 S: 9 P: 14	R: 0 H: 1 E: 0 LOB: 1 K: 0 BB: 1 S: 9 P: 18	R: 0 H: 1 E: 0 LOB: 2 K: 2 BB: 1 S: 15 P: 24	R: 0 H: 0 E: 0 LOB: 2 K: 1 BB: 2 S: 7 P: 21	R: 0 H: 0 E: 0 LOB: 0 K: 0 BB: 0 S: 6 P: 10	R: 0 H: 1 E: 0 LOB: 2 K: 1 BB: 1 S: 13 P: 22	R: 0 H: 1 E: 0 LOB: 1 K: 1 BB: 0 S: 11 P: 15	R: 0 H: 1 E: 0 LOB: 1 K: 2 BB: 0 S: 11 P: 13	1B: 7 SF: 1 2B: 3 SAC: 1 3B: 0 DP: 2 HR: 1 HBP: 0						

PITCHER		IP	WLS	BF	H	R	ER	SO	BB	IBB	HBP	BLK	WP	HR	S	P	ERA	WHIP
46 Claudio Vargas, R ERA: 4.76	(1, 1)	4.0		18	6	4	4	2	1	0	0	0	0	1	42	69	9.00	1.750
45 Elmer Dessens, R ERA: 6.75	(5, 1)	2.0		7	1	0	0	1	1	0	0	0	0	0	18	32	0.00	1.000
50 Chris Spurling, R ERA:	(7, 1)	0.1		3	1	0	0	1	1	0	0	0	1	0	10	16	0.00	6.000
Brian Shouse, L ERA: 3.38	(7, 1)	0.1		1	0	0	0	0	0	0	0	0	0	0	2	2	0.00	0.000
Matt Wise, R ERA: 3.52	(7, 1)	0.1		1	0	0	0	1	0	0	0	0	0	0	3	6	0.00	0.000

PITCHER		IP	WLS	BF	H	R	ER	SO	BB	IBB	HBP	BLK	WP	HR	S	P	ERA	WHIP
12 Carlos Villanueva, R ERA: 4.22	(8, 1)	4.0	W	17	2	0	0	3	2	1	0	0	0	0	37	68	0.00	1.000
Derrick Turnbow, R ERA: 1.8	(12, 1)	1.0	S	4	1	0	0	2	0	0	0	0	0	0	11	13	0.00	1.000

BOTTOM

Milwaukee Brewers @ Chicago Cubs

Wrigley Field, Chicago, IL

Mon Apr 23 2007, 7:05 PM CDT

Att. 33,920 - Cloudy - 47 F

livebaseballscorecards.com

AB	43
R	4
H	11
RBI	4
BB	6
SO	10
LOB	23

WP: 1 PA: 51
PB: 0
SB: 0
CS: 1

Batter	1	2	3	4	5	6	7	8	9	AB	R	H	RBI	BB	SO	LOB
23 Rickie Weeks Jr., R (1, 4) OBP: 0.355, SLG: 0.526	G6-3			P4	7 S BB		1B		K	4	0	1	1	1	1	2
7 J.J. Hardy, R (1, 6) OBP: 0.352, SLG: 0.549	F7			28 HR 2B	F8		F7		2 FC5 BB	4	1	1	0	1	0	2
28 Prince Fielder, L (1, 3) OBP: 0.355, SLG: 0.525	K			HR		G6-3		F8	K	5	1	1	2	0	2	3
2 Bill Hall, R (1, 8) OBP: 0.333, SLG: 0.493		K		1 1B BB		CS 1B		G6-3	FC5	4	0	1	0	1	1	3
Kevin Mench, R (1, 7) OBP: 0.375, SLG: 0.564		G6-3		F7		HR		1 1B		4	1	2	1	0	0	1
1 Corey Hart, R (1, 9) OBP: 0.377, SLG: 0.435		F8		1B		F8		1B		4	0	2	0	0	0	0
Damian Miller, R (1, 2) OBP: 0.370, SLG: 0.364			F7	K			9 G5-3 23 1B BB	K		3	1	0	0	1	2	4
9 Tony Graffanino, R (1, 5) OBP: 0.289, SLG: 0.205			F9	G5-3			G5-3		7 BB 1B	4	0	1	0	0	0	1
37 Jeff Suppan, R (1, 1) OBP: 0.214, SLG: 0.083			K	K			G5-3		2 FC5 7 BB 1B	3	0	0	0	0	2	1
Craig Counsell, L (9, PH) OBP: 0.319, SLG: 0.405										1	0	1	0	0	0	0
Derrick Turnbow, R (9, 1)										0	0	0	0	0	0	0
Francisco Cordero, R (9, 1)										0	0	0	0	0	0	0
Inning Stats	R: 0 E: 0 K: 1 S: 7 H: 0 LOB: 0 BB: 0 P: 10	R: 0 E: 0 K: 1 S: 7 H: 0 LOB: 0 BB: 0 P: 10	R: 0 E: 0 K: 1 S: 8 H: 0 LOB: 0 BB: 0 P: 10	R: 2 E: 0 K: 1 S: 15 H: 3 LOB: 2 BB: 1 P: 24	R: 0 E: 0 K: 1 S: 15 H: 0 LOB: 1 BB: 1 P: 22	R: 1 E: 0 K: 0 S: 12 H: 2 LOB: 0 BB: 0 P: 17	R: 1 E: 0 K: 0 S: 10 H: 1 LOB: 1 BB: 1 P: 17	R: 0 E: 0 K: 1 S: 12 H: 2 LOB: 2 BB: 0 P: 17	R: 0 E: 0 K: 2 S: 14 H: 2 LOB: 3 BB: 1 P: 23	1B: 7 2B: 1 3B: 0 HR: 2 SF: 0 SAC: 0 DP: 0 HBP: 0							

TOP

Milwaukee Brewers @ Chicago Cubs

Wrigley Field, Chicago, IL

Tue Apr 24 2007, 7:05 PM CDT

Att. 34,382 - Overcast - 52 F

livebaseballscorecards.com

AB	36
R	4
H	10
RBI	4
BB	4
SO	8
LOB	17

PITCHER		IP	WLS	BF	H	R	ER	SO	BB	IBB	HBP	BLK	WP	HR	S	P	ERA	WHIP
53 Rich Hill, L ERA: 1.57	(1, 1)	6.2	L	28	6	4	4	5	3	0	0	0	0	2	72	108	5.40	1.350
57 Rocky Cherry, R ERA: 3.86	(7, 1)	1.1		6	2	0	0	1	0	0	0	0	0	0	14	19	0.00	1.500
47 Scott Eyre, L ERA: 12.86	(9, 1)	1.0		6	2	0	0	2	1	0	0	0	0	0	14	23	0.00	3.000

PITCHER		IP	WLS	BF	H	R	ER	SO	BB	IBB	HBP	BLK	WP	HR	S	P	ERA	WHIP

BOTTOM

Milwaukee Brewers @ Chicago Cubs

Wrigley Field, Chicago, IL

Tue Apr 24 2007, 7:05 PM CDT

Att. 34,382 - Overcast - 52 F

livebaseballscorecards.com

Batter	1	2	3	4	5	6	7	8	9	AB	R	H	RBI	BB	SO	LOB
12 Alfonso Soriano, R (1, 7) OBP: 0.302, SLG: 0.400	G4-3		P4		2B			K		4	0	1	0	0	1	0
17 Felix Pie, L (1, 8) OBP: 0.233, SLG: 0.345	G3-1		25 1B		G4-3			P5		4	0	1	0	0	0	1
25 Derrek Lee, R (1, 3) OBP: 0.457, SLG: 0.481	L4		1-3 1B			2B		G6-3		4	0	2	0	0	0	0
16 Aramis Ramirez, R (1, 5) OBP: 0.375, SLG: 0.576		FC6 1B	P3			L7			F8	4	0	1	0	0	0	3
Michael Barrett, R (1, 2) OBP: 0.347, SLG: 0.508		1-2 FC6 1B		L4-6 2B		L7			K2-3	4	0	2	0	0	1	1
Jacque Jones, L (1, 9) OBP: 0.338, SLG: 0.301 57 Rocky Cherry, R (7, 1) 47 Scott Eyre, L (9, 1) 32 Daryle Ward, L (9, PH) OBP: 0.500, SLG: 0.300		1-2f 2-3 FC6 BB		L8		K2-3			2B BB	3 0 0 0	0 0 0 1	0 0 0 0	0 0 0 0	0 0 0 1	1 0 0 0	4 0 0 0
Mark DeRosa, R (1, 4) (7, 9) OBP: 0.324, SLG: 0.548		1-2 G6-3 BB		2-2 L4-6			F8		1-H 2B	3	0	1	1	1	0	1
Cesar Izturis, S (1, 6) OBP: 0.259, SLG: 0.265 15 Cliff Floyd, L (9, PH) OBP: 0.275, SLG: 0.347		1-2f G6-3			53 B1-6-4 1B		G3		K	3 1	0 0	1 0	0 0	0 0	0 1	3 1
53 Rich Hill, L (1, 1) 2 Ryan Theriot, R (7, 4) OBP: 0.358, SLG: 0.373			K2-3		1-2f B1-6-4		L4			2 1	0 0	0 0	0 0	0 0	1 0	1 0

	AB	33
	R	1
	H	9
	RBI	1
	BB	2
	SO	5
	LOB	15

Inning Stats										
	R: 0	H: 0	R: 0	H: 2	R: 0	H: 2	R: 0	H: 1	R: 0	H: 2
	E: 0	LOB: 0	E: 0	LOB: 2	E: 0	LOB: 2	E: 0	LOB: 0	E: 0	LOB: 1
	K: 0	BB: 0	K: 0	BB: 1	K: 1	BB: 0	K: 0	BB: 0	K: 0	BB: 0
	S: 5	P: 6	S: 13	P: 19	S: 15	P: 22	S: 8	P: 10	S: 11	P: 14

Inning Stats										
	R: 0	H: 1	R: 0	H: 0	R: 0	H: 0	R: 1	H: 1	1B: 5	SF: 0
	E: 0	LOB: 1	E: 0	LOB: 0	E: 0	LOB: 0	E: 0	LOB: 1	2B: 5	SAC: 0
	K: 1	BB: 0	K: 0	BB: 0	K: 1	BB: 0	K: 2	BB: 1	3B: 0	DP: 3
	S: 10	P: 17	S: 7	P: 12	S: 9	P: 15	S: 18	P: 28	HR: 0	HBP: 0

	WP: 0	PA: 35
	PB: 0	
	SB: 0	
	CS: 0	

PITCHER		IP	WLS	BF	H	R	ER	SO	BB	IBB	HBP	BLK	WP	HR	S	P	ERA	WHIP
37 Jeff Suppan, R ERA: 2.97	(1, 1)	8.0	W	30	8	0	0	3	1	0	0	0	0	0	78	115	0.00	1.125
Derrick Turnbow, R ERA: 2.53	(9, 1)	0.2		4	1	1	1	1	1	0	0	0	0	0	15	24	13.50	3.000
Francisco Cordero, R ERA:	(9, 1)	0.1	S	1	0	0	0	1	0	0	0	0	0	0	3	4	0.00	0.000

PITCHER		IP	WLS	BF	H	R	ER	SO	BB	IBB	HBP	BLK	WP	HR	S	P	ERA	WHIP

Batter	1	2	3	4	5	6	7	8	9	AB	R	H	RBI	BB	SO	LOB
23 Rickie Weeks Jr., R (1, 4) OBP: 0.347, SLG: 0.542	B B C X 2-1 ① G4-3		C C B B B F F X 3-2 ③ G5-3		X 0-0 ③ G6-3			B X 1-0 HR	B B C F X 2-2 ③ L8 1-2	5	1	1	1	0	0	2
7 J.J. Hardy, R (1, 6) OBP: 0.347, SLG: 0.535	C S X 0-2 ② L9			B C B X 2-1 ① F7		C S B F B X 2-2 ① G6-3		B B C B X 3-1 1B 1B		4	0	1	0	0	0	0
28 Prince Fielder, L (1, 3) OBP: 0.361, SLG: 0.524	B C S X 1-2 1B			C F B B S 2-3 ② K		F S X 0-2 1B		C X 0-1 ① F7		4	0	2	0	0	1	1
2 Bill Hall, R (1, 8) OBP: 0.318, SLG: 0.468	B B F F S 2-3 ③ K			B C B X 2-1 ③ F7		X 0-0 ② F9		B C S F B S 2-3 ② K		4	0	0	0	0	2	3
Johnny Estrada, S (1, 2) OBP: 0.319, SLG: 0.379		B C X 1-1 ① F9			F B X 1-1 1 F8 9 1B 1B 1B	S F F F X 0-2 ③ G5-3		X 0-0 1-2 1B		4	1	2	0	0	0	1
Kevin Mench, R (1, 7) OBP: 0.367, SLG: 0.542		X 0-0 ② L7			B X 1-0 22 PB 9 1B 22 G4-3 1-2 1B		X 0-0 ① G5-3	F F X 0-2 ③ G6-3		4	1	1	0	0	0	2
1 Corey Hart, R (1, 9) OBP: 0.368, SLG: 0.440		C F F F X 0-2 ③ G6-3			X 0-0 ① F8 2-3		C C F F F B X 1-2 2B		C B F S 1-3 ① K	4	0	1	0	0	1	2
9 Tony Graffanino, R (1, 5) OBP: 0.306, SLG: 0.233			C B S B B F X 3-2 ① F8		X 0-0 22 G4-3 1-2 3-H 1B		2 SAFE S C X 0-2 ② F8		B F B X 2-1 23 DI 1B	4	0	2	1	0	0	1
15 Ben Sheets, R (1, 1)										1	0	0	0	0	1	0
45 Elmer Dessens, R (4, 1)										0	0	0	0	0	0	0
22 Tony Gwynn Jr., L (5, PH) OBP: 0.467, SLG: 0.429										1	0	0	1	0	0	1
Matt Wise, R (5, 1)										0	0	0	0	0	0	0
Geoff Jenkins, L (7, PH) OBP: 0.397, SLG: 0.593										1	0	0	0	0	0	1
50 Chris Spurling, R (7, 1)										0	0	0	0	0	0	0
Brian Shouse, L (8, 1)										0	0	0	0	0	0	0
Craig Counsell, L (9, PH) OBP: 0.313, SLG: 0.395			B B C S F S 2-3 ② K		C B F X 1-2 ② G4-3 1-2 2-H		F F X 0-2 ③ F7		C X 0-1 ② P6	1	0	0	0	0	1	0
Inning Stats	R: 0 E: 0 K: 1 S: 11 H: 1 LOB: 1 BB: 0 P: 16	R: 0 E: 0 K: 0 S: 8 H: 0 LOB: 0 BB: 0 P: 9	R: 0 E: 0 K: 1 S: 13 H: 0 LOB: 0 BB: 0 P: 21	R: 0 E: 0 K: 1 S: 7 H: 0 LOB: 0 BB: 0 P: 13	R: 2 E: 0 K: 0 S: 9 H: 3 LOB: 1 BB: 0 P: 12	R: 0 E: 0 K: 0 S: 13 H: 1 LOB: 1 BB: 0 P: 15	R: 0 E: 0 K: 0 S: 13 H: 1 LOB: 1 BB: 0 P: 14	R: 1 E: 0 K: 1 S: 13 H: 3 LOB: 2 BB: 0 P: 19	R: 0 E: 0 K: 1 S: 10 H: 1 LOB: 1 BB: 0 P: 15	1B: 8 2B: 1 3B: 0 HR: 1 SF: 0 SAC: 0 DP: 0 HBP: 0						

PITCHER		IP	WLS	BF	H	R	ER	SO	BB	IBB	HBP	BLK	WP	HR	S	P	ERA	WHIP
30 Ted Lilly, L ERA: 2.18	(1, 1)	7.0	W	27	6	2	1	3	0	0	0	0	0	0	74	100	1.29	0.857
43 Michael Wuertz, R ERA: 0.75	(8, 1)	1.0		6	3	1	1	1	0	0	0	0	0	1	13	19	9.00	3.000
Bob Howry, R ERA: 3.65	(9, 1)	1.0		4	1	0	0	1	0	0	0	0	0	0	10	15	0.00	1.000

PITCHER	IP	WLS	BF	H	R	ER	SO	BB	IBB	HBP	BLK	WP	HR	S	P	ERA	WHIP

TOP

Milwaukee Brewers @ Chicago Cubs

Wrigley Field, Chicago, IL

Wed Apr 25 2007, 1:20 PM CDT

Att. 38,581 - Rain - 44 F

livebaseballscorecards.com

AB	37
R	3
H	10
RBI	3
BB	0
SO	5
LOB	15

Batter	1	2	3	4	5	6	7	8	9	AB	R	H	RBI	BB	SO	LOB
2 Ryan Theriot, R (1, 6) OBP: 0.362, SLG: 0.375	C F X 0-2 ① G2		X 0-0 ① FC6 15 1B 1-2f	X 0-0 15 2B 1B 1-2 2-H 3-H		B C B X 2-1 ③ G5-3		C C B F B B X 3-2 15 1B 25 2B 1B		5	2	2	2	0	0	2
15 Cliff Floyd, L (1, 7) OBP: 0.321, SLG: 0.407	C F X 0-2 ② G5-3		1 SAFE X 0-0 ② 25 FC6-4 1B 1-3	C X 0-1 ③ 1B 2B 1-H 2-H			B C S X 1-2 25 2B 1B	C S X 0-2 25 2B 1B 1-2		5	1	4	2	0	0	0
25 Derrek Lee, R (1, 3) OBP: 0.474, SLG: 0.560	X 0-0 16 FC6-4 1B		C B 1 SAFE B C C X 2-2 ③ FC6-4 1-2f		X 0-0 HR		X 0-0 1B 2B 1-3	C X 0-1 1B 2B 1-3 2-H		5	2	4	2	0	0	1
16 Aramis Ramirez, R (1, 5) OBP: 0.364, SLG: 0.543	B 1 SAFE X 1-0 ③ FC6-4 1-2f			B B B B 4-0 E 1B BB	F B B F X 2-2 ① L9		C X 0-1 ① G5-3	B C F X 1-2 ② F8		4	1	0	0	1	0	5
Michael Barrett, R (1, 2) OBP: 0.351, SLG: 0.500		B B C B F X 3-2 G5-3 1B		C B C C 1-3 ① K	C G B B X 2-2 ② F7		C F X 0-2 HBP 2-H 3-H 1B	C B B B C C 3-3 K		5	0	2	2	0	2	3
Jacque Jones, L (1, 9) OBP: 0.321, SLG: 0.286		C B X 1-1 ① F8		F 1 SAFE X 0-1 FC6 17 1B 1B 2 1B 1-2	C B F B X 2-2 ③ G4-3		X 0-0 ② F7			4	1	0	0	0	0	3
Mark DeRosa, R (1, 4) OBP: 0.333, SLG: 0.538		F F F B F B F B X 3-2 ② G5-3 1-2		C B X 1-1 17 1B 2 1B 1-2 2-H 1B		F B F B X 2-2 ① F9	C H 1-1 1-2 HBP			3	1	1	1	0	0	1
17 Felix Pie, L (1, 8) OBP: 0.265, SLG: 0.394		F F S 0-3 ③ K2-3		B D C X 2-1 2 1B 15 2B 1-2 2-3 1B		C B X 1-1 2B	B X 1-0 ③ G4-3			4	1	2	0	0	1	3
30 Ted Lilly, L (1, 1) OBP: 0.083, SLG: 0.083 43 Michael Wuertz, R (8, 1) 5 Ronny Cedeno, R (8, PH) OBP: 0.125, SLG: 0.333 Bob Howry, L (9, 1)			C B X 1-1 2 FC6 1B	F F B F S 1-3 ② K		B F B S L 2-3 ② K		B X 1-0 ① G4-3		3 0 1 0	0 0 0 0	1 0 0 0	0 0 0 0	0 0 0 0	2 0 0 0	4 0 0 0
Inning Stats	R: 0 E: 0 K: 0 S: 8 H: 1 LOB: 1 BB: 0 P: 9	R: 0 E: 0 K: 1 S: 14 H: 1 LOB: 1 BB: 0 P: 21	R: 0 E: 0 K: 0 S: 7 H: 2 LOB: 1 BB: 0 P: 10	R: 5 E: 1 K: 2 S: 16 H: 4 LOB: 1 BB: 1 P: 25	R: 1 E: 0 K: 0 S: 10 H: 1 LOB: 0 BB: 0 P: 16	R: 0 E: 0 K: 1 S: 10 H: 1 LOB: 1 BB: 0 P: 17	R: 2 E: 0 K: 0 S: 12 H: 3 LOB: 2 BB: 0 P: 15	R: 1 E: 0 K: 1 S: 16 H: 3 LOB: 2 BB: 0 P: 24		1B: 11 2B: 4 3B: 0 HR: 1	SF: 0 SAC: 0 DP: 0 HBP: 1			WP: 0 PB: 0 SB: 0 CS: 0	PA: 41	

PITCHER		IP	WLS	BF	H	R	ER	SO	BB	IBB	HBP	BLK	WP	HR	S	P	ERA	WHIP
15 Ben Sheets, R ERA: 4.5	(1, 1)	3.0		12	4	0	0	1	0	0	0	0	0	0	29	40	0.00	1.333
45 Elmer Dessens, R ERA: 6.0	(4, 1)	1.0	L	8	4	5	0	2	1	0	0	0	0	0	16	25	0.00	5.000
Matt Wise, R ERA: 3.72	(5, 1)	2.0		8	2	1	1	1	0	0	0	0	0	1	20	33	4.50	1.000
50 Chris Spurling, R ERA: 13.5	(7, 1)	1.0		7	3	2	2	0	0	0	1	0	0	0	12	15	18.00	3.000
Brian Shouse, L ERA: 4.26	(8, 1)	1.0		6	3	1	1	1	0	0	0	0	0	0	16	24	9.00	3.000

PITCHER	IP	WLS	BF	H	R	ER	SO	BB	IBB	HBP	BLK	WP	HR	S	P	ERA	WHIP

BOTTOM

Milwaukee Brewers @ Chicago Cubs

Wrigley Field, Chicago, IL

Wed Apr 25 2007, 1:20 PM CDT

Att. 38,581 - Rain - 44 F

livebaseballscorecards.com

AB	39
R	9
H	16
RBI	9
BB	1
SO	5
LOB	22

Chicago Cubs @ St. Louis Cardinals

Busch Stadium, St. Louis, MO

Fri Apr 27 2007, 7:10 PM CDT

Att. 45,131 - Partly Cloudy - 68 F

TOP

livebaseballscorecards.com

Batter	1	2	3	4	5	6	7	8	9	AB	R	H	RBI	BB	SO	LOB
12 Alfonso Soriano, R (1, 7) OBP: 0.294, SLG: 0.385	C B B S F F S 2-3 ① K		F B B F F F F B F 3-2 X ② F9		F B X 1-1 ① P3			B C B X 2-1 25 E 25 S 1B	S D F F S 1-3 ③ K	5	0	1	0	0	2	1
2 Ryan Theriot, R (1, 6) OBP: 0.339, SLG: 0.350	B B B C C S 3-3 ② K		C F S 0-3 ③ K		C F X 0-2 ② F8			L P L B 1 F 1 D X SAFE SAFE 3-2 ① P3		4	0	0	0	0	2	1
25 Derrek Lee, R (1, 3) OBP: 0.465, SLG: 0.557	F B F B B S 3-3 ③ K			C X 0-1 16 HR 2B	S X 0-1 ③ G6-3			B C B 1 F B S SAFE 3-3 ② K 1-3		4	1	1	0	0	2	1
16 Aramis Ramirez, R (1, 5) OBP: 0.370, SLG: 0.575		F F B B B F F X 3-2 ① F8		S C B X 1-2 2-H HR		X 0-0 ① L4		B B B B 4-0 BB		3	1	1	2	1	0	0
Michael Barrett, R (1, 2) OBP: 0.333, SLG: 0.472		F C B X 1-2 ② F8		B B X 2-0 ① F8		B B B C X 3-1 ② P5		B C F D F X 2-2 ③ F7		4	0	0	0	0	0	2
19 Matt Murton, R (1, 9) OBP: 0.341, SLG: 0.325		B B B C B 4-1 BB BB		B X 1-0 ② G6-3		X 0-0 ③ F9			F X 0-1 G4-3 1B 2B	3	1	1	0	1	0	0
Mark DeRosa, R (1, 4) OBP: 0.342, SLG: 0.544	B S B B B 4-1 1-2 BB		B F C B X 2-2 17 HR 2B				C B B S F F F S 2-3 ① K		X 0-0 ① G4-3 2-3	3	1	1	0	1	1	1
17 Felix Pie, L (1, 8) OBP: 0.263, SLG: 0.459	C X 0-1 ③ P5			B X 1-0 2-H HR			B X 1-0 ② L9		B S X 1-1 ② G1-3	4	1	1	2	0	0	3
Jason Marquis, L (1, 1) OBP: 0.214, SLG: 0.357 13 Will Ohman, L (7, 1) 43 Michael Wuertz, R (7, 1) 48 Neal Cotts, L (8, 1) 46 Ryan Dempster, R (8, 1) Cesar Izturis, S (8, 6) OBP: 0.273, SLG: 0.280			C S F B F C 1-3 ① K	X 0-0 ③ F8			C X 0-1 ③ G4-3		B C X 1-1 3-H 1B	3 0 0 0 0 1	0 0 0 0 0 0	0 0 0 0 0 1	0 0 0 0 0 1	0 0 0 0 0 0	1 0 0 0 0 0	0 0 0 0 0 0
Inning Stats	R: 0 H: 0 E: 0 LOB: 0 K: 3 BB: 0 S: 11 P: 19	R: 0 H: 0 E: 0 LOB: 2 K: 0 BB: 2 S: 12 P: 24	R: 0 H: 0 E: 0 LOB: 0 K: 2 BB: 0 S: 15 P: 19	R: 4 H: 4 E: 0 LOB: 0 K: 0 BB: 0 S: 12 P: 19	R: 0 H: 0 E: 0 LOB: 0 K: 0 BB: 0 S: 7 P: 8	R: 0 H: 0 E: 0 LOB: 0 K: 0 BB: 0 S: 4 P: 7	R: 0 H: 0 E: 0 LOB: 0 K: 1 BB: 0 S: 10 P: 13	R: 0 H: 1 E: 1 LOB: 2 K: 1 BB: 1 S: 14 P: 27	R: 1 H: 2 E: 0 LOB: 1 K: 1 BB: 0 S: 11 P: 14	1B: 2 SF: 0 2B: 3 SAC: 0 3B: 0 DP: 0 HR: 2 HBP: 0					WP: 0 PA: 37 PB: 0 SB: 1 CS: 0	

	AB	34
	R	5
	H	7
	RBI	5
	BB	3
	SO	8
	LOB	9

PITCHER		IP	WLS	BF	H	R	ER	SO	BB	IBB	HBP	BLK	WP	HR	S	P	ERA	WHIP
23 Anthony Reyes, R ERA: 5.73	(1, 1)	6.0	L	24	4	4	4	5	2	0	0	0	0	2	61	96	6.00	1.000
Tyler Johnson, L ERA:	(7, 1)	1.0		3	0	0	0	1	0	0	0	0	0	0	10	13	0.00	0.000
56 Kelvin Jimenez, R ERA:	(8, 1)	1.0		5	1	0	0	1	1	0	0	0	0	0	14	27	0.00	2.000
34 Randy Flores, L ERA: 2.0	(9, 1)	1.0		5	2	1	1	1	0	0	0	0	0	0	11	14	9.00	2.000

PITCHER	IP	WLS	BF	H	R	ER	SO	BB	IBB	HBP	BLK	WP	HR	S	P	ERA	WHIP

Batter	1	2	3	4	5	6	7	8	9	AB	R	H	RBI	BB	SO	LOB
22 David Eckstein, R (1, 6) OBP: 0.292, SLG: 0.250	P5		16 FC5-4 1B		F8		P2		FC4-6 16 DI 1-2f	5	0	1	0	0	0	2
16 Chris Duncan, L (1, 7) OBP: 0.402, SLG: 0.568	BB		FC5-4 5 G6-3 27 1B 1-2f			G3-1		5 1B 1B	F7 1-2	4	1	1	0	1	0	2
5 Albert Pujols, R (1, 3) OBP: 0.340, SLG: 0.471	F8		G6-3 1-2			G5-3		HBP 1-3 1B		4	0	1	0	0	0	2
27 Scott Rolen, R (1, 5) OBP: 0.338, SLG: 0.441	G5-3		2-H 1B			G6-3		P5		4	0	1	1	0	0	3
15 Jim Edmonds, L (1, 8) OBP: 0.315, SLG: 0.313 So Taguchi, R (8, PH) (9, 8) OBP: 0.344, SLG: 0.357		3 E 4 1B 1B		7 G6-4-3 BB			4 HR BB	7 FC6-4 1-2 HBP		1 0	1 0	1 0	0 0	2 0	0 0	0 0
3 Preston Wilson, R (1, 9) OBP: 0.246, SLG: 0.310		E6 4 1B 1-2		F8			F7	K		4	0	0	0	0	1	6
7 Adam Kennedy, L (1, 4) OBP: 0.265, SLG: 0.302		L6		G6-4-3 1-2f			F7	FC6-4 1-2f		4	0	0	0	0	0	7
4 Yadier Molina, R (1, 2) OBP: 0.377, SLG: 0.345		1-2 2-H 1B			F8		1-H HR		22 FC4-6 1B	4	1	3	2	0	0	0
23 Anthony Reyes, R (1, 1) Tyler Johnson, S (7, 1) Aaron Miles, S (7, PH) OBP: 0.325, SLG: 0.351 56 Kelvin Jimenez, R (8, 1) 34 Randy Flores, L (9, 1) 26 Scott Spiezio, S (9, PH) OBP: 0.360, SLG: 0.310		G5-3			F9		2B		K	2 0 1 0 0 0 1	0 0 0 0 0 0 0	0 0 1 0 0 0 0	0 0 0 0 0 0 0	0 0 0 0 0 0 0	0 0 0 0 0 0 0	2 0 0 0 0 0 1
Inning Stats	R: 0 E: 0 K: 0 S: 7 H: 0 LOB: 1 BB: 1 P: 15	R: 0 E: 1 K: 0 S: 12 H: 2 LOB: 2 BB: 0 P: 21	R: 1 E: 0 K: 0 S: 12 H: 2 LOB: 1 BB: 0 P: 19	R: 0 E: 0 K: 0 S: 5 H: 0 LOB: 0 BB: 1 P: 13	R: 0 E: 0 K: 0 S: 6 H: 0 LOB: 0 BB: 0 P: 7	R: 0 E: 0 K: 0 S: 6 H: 0 LOB: 0 BB: 0 P: 8	R: 2 E: 0 K: 0 S: 9 H: 2 LOB: 1 BB: 1 P: 19	R: 0 E: 0 K: 1 S: 15 H: 2 LOB: 3 BB: 0 P: 20	R: 0 E: 0 K: 1 S: 12 H: 1 LOB: 1 BB: 0 P: 19	1B: 7 2B: 1 3B: 0 HR: 1	SF: 0 SAC: 0 DP: 1 HBP: 1			WP: 0 PB: 0 SB: 0 CS: 0		PA: 38	

PITCHER		IP	WLS	BF	H	R	ER	SO	BB	IBB	HBP	BLK	WP	HR	S	P	ERA	WHIP
Jason Marquis, R ERA: 2.35	(1, 1)	6.2	W	26	5	3	3	0	3	0	0	0	0	1	54	98	4.05	1.200
13 Will Ohman, L ERA: 5.4	(7, 1)	0.0		1	1	0	0	0	0	0	0	0	0	0	2	3	∞	∞
43 Michael Wuertz, R ERA: 0.71	(7, 1)	0.2	H	4	2	0	0	0	0	0	0	0	0	0	9	11	0.00	3.000
48 Neal Cotts, L ERA:	(8, 1)	0.0		1	0	0	0	0	0	0	1	0	0	0	2	3	∞	∞
46 Ryan Dempster, R ERA: 2.13	(8, 1)	1.2	S	6	1	0	0	2	0	0	0	0	0	0	17	26	0.00	0.600

PITCHER	IP	WLS	BF	H	R	ER	SO	BB	IBB	HBP	BLK	WP	HR	S	P	ERA	WHIP

BOTTOM

Chicago Cubs @ St. Louis Cardinals

Busch Stadium, St. Louis, MO

Fri Apr 27 2007, 7:10 PM CDT
Att. 45,131 - Partly Cloudy - 68 F

livebaseballscorecards.com

AB	34
R	3
H	9
RBI	3
BB	3
SO	2
LOB	25

Batter	1	2	3	4	5	6	7	8	9	AB	R	H	RBI	BB	SO	LOB
12 Alfonso Soriano, R (1, 7) OBP: 0.301, SLG: 0.391	2-2 2 FC3-5 2B		0-1 ① P4		4-1 2 1B 25 2B BB	1-3 ② K		0-0 ② F9		4	1	1	0	1	1	0
2 Ryan Theriot, R (1, 6) OBP: 0.328, SLG: 0.338	1-0 ① FC3-5 16 FC5 25 1B 2-3		1-1 ② F7		0-0 25 2B 15 FC3-6 1-2 3-H 1B	0-1 ③ P4		3-2 ③ G5-3		5	1	1	1	0	0	1
25 Derrek Lee, R (1, 3) OBP: 0.472, SLG: 0.565	SAFE 1-0 16 FC5 1-2 1B		2-3 ③ K		1-1 15 FC3-6 1-3 2-H 3B 2B		4-2 1B 1B BB		2-1 ① G6-3	4	2	2	1	1	1	0
16 Aramis Ramirez, R (1, 5) OBP: 0.360, SLG: 0.545	2-2 ② FC5 1-2 2-3f			1-2 ① F8	4-0 15 FC3-6 IBB		2-2 ① F7		0-2 ② G4-3	4	0	0	0	1	0	3
15 Cliff Floyd, L (1, 9) OBP: 0.305, SLG: 0.386 17 Felix Pie, L (6, 8) OBP: 0.250, SLG: 0.436	3-2 ③ G4-3			1-1 ② G4-3	0-0 ② FC3-6 1B 3B 1-2f 2-3 3-H		0-2 ② P4		0-3 ③ K2-3	3 2	1 0	0 0	1 0	0 0	0 1	4 1
Mark DeRosa, R (1, 4) OBP: 0.363, SLG: 0.549		4-2 G4-6-3 BB		0-0 ③ F9	3-1 SAFE 3B 1-2 1B		0-2 1B 1-2 1B			3	1	2	0	1	0	0
Jacque Jones, L (1, 8) OBP: 0.341, SLG: 0.346 (6, 9)		2-2 ① ② G4-6-3 1-2f			1-0 24 2B 2B 2-1 1-H 2-H 3-H 3B		1-2 1-2 2-H 1B			4	1	3	4	0	0	1
24 Henry Blanco, R (1, 2) OBP: 0.294, SLG: 0.400	3-2 1B				3-2 38 SH1-3 2 1B 2-H 2B 3-1 F8		1-3 ③ K			4	1	2	1	0	1	3
38 Carlos Zambrano, S (1, 1) OBP: 0.231, SLG: 0.538 5 Ronny Cedeno, R (8, PH) OBP: 0.121, SLG: 0.323 13 Will Ohman, L (8, 1) 57 Rocky Cherry, R (9, 1)		0-3 ③ K			0-0 ① SH1-3 2-3	0-0 ① G6-3		1-0 ① F8		2 1 0 0	0 0 0 0	0 0 0 0	0 0 0 0	0 0 0 0	1 0 0 0	1 0 0 0
Inning Stats	R: 0 H: 2 E: 0 LOB: 2 K: 0 BB: 0 S: 12 P: 21	R: 0 H: 1 E: 0 LOB: 1 K: 1 BB: 1 S: 15 P: 23	R: 0 H: 0 E: 0 LOB: 0 K: 1 BB: 0 S: 7 P: 10	R: 0 H: 0 E: 0 LOB: 0 K: 0 BB: 0 S: 6 P: 8	R: 7 H: 6 E: 0 LOB: 1 K: 0 BB: 2 S: 19 P: 40	R: 0 H: 0 E: 0 LOB: 0 K: 1 BB: 0 S: 6 P: 7	R: 1 H: 2 E: 0 LOB: 2 K: 1 BB: 1 S: 18 P: 26	R: 0 H: 0 E: 0 LOB: 0 K: 0 BB: 0 S: 6 P: 10	R: 0 H: 0 E: 0 LOB: 0 K: 1 BB: 0 S: 8 P: 10	1B: 6 SF: 0 2B: 4 SAC: 1 3B: 1 DP: 1 HR: 0 HBP: 0						

PITCHER		IP	WLS	BF	H	R	ER	SO	BB	IBB	HBP	BLK	WP	HR	S	P	ERA	WHIP
50 Adam Wainwright, R ERA: 6.14	(1, 1)	4.1	L	22	7	6	6	2	2	1	0	0	0	0	52	87	12.46	2.077
Tyler Johnson, L ERA: 1.0	(5, 1)	0.2		4	2	1	1	0	0	0	0	0	0	0	7	15	13.50	3.000
Josh Hancock, R ERA: 3.55	(6, 1)	3.0		12	2	1	1	2	1	0	0	0	0	0	30	43	3.00	1.000
48 Brad Thompson, R ERA: 4.6	(9, 1)	1.0		3	0	0	0	1	0	0	0	0	0	0	8	10	0.00	0.000

PITCHER | IP | WLS | BF | H | R | ER | SO | BB | IBB | HBP | BLK | WP | HR | S | P | ERA | WHIP

TOP

Chicago Cubs @ St. Louis Cardinals

Busch Stadium, St. Louis, MO

Sat Apr 28 2007, 2:55 PM CDT
Att. 45,015 - Sunny - 78 F

livebaseballscorecards.com

AB	36
R	8
H	11
RBI	8
BB	4
SO	5
LOB	14

WP: 0	PA: 41					
PB: 0						
SB: 0						
CS: 0						

Batter	1	2	3	4	5	6	7	8	9	AB	R	H	RBI	BB	SO	LOB
Aaron Miles, S (1, 6) OBP: 0.295, SLG: 0.317	B C F B F B X 3-2 F8 ①		C B X 1-1 G5-3 ③			C C X 0-2 F7 ②		X 0-0 F8 ②		4	0	0	0	0	0	1
16 Chris Duncan, L (1, 7) OBP: 0.384, SLG: 0.538	B X 1-0 F7 ②			F B C X 1-2 G5-3 ①		B X 1-1 P5 ③		F C B F C 1-3 K ③		4	0	0	0	0	1	0
5 Albert Pujols, R (1, 3) OBP: 0.337, SLG: 0.494	B B X 2-0 L8 ③			C S F B F B S 2-3 K ②			B C F B B F X 3-2 HR		C B B B X 3-1 L4 ①	4	1	1	1	0	1	0
27 Scott Rolen, R (1, 5) OBP: 0.321, SLG: 0.417		C B F B C 2-3 K ①		B X 1-0 P3 ③			C F X 0-2 G4-3 ①		B X 1-0 F8 ②	4	0	0	0	0	1	0
15 Jim Edmonds, L (1, 8) OBP: 0.325, SLG: 0.324		F B C B B F X 3-2 G4-3 ②			C B S B X 2-2 4 L5-4 7 1B 1B		F C B B X 2-2 4 WP 26 1B 1B		B C S B X 2-2 G1-3 ③	4	0	2	0	0	0	0
26 Scott Spiezio, S (1, 9) OBP: 0.358, SLG: 0.311		S X 0-1 G4-3 ③			X 0-0 F8 ①		C D S B B X 3-2 4 WP 1-2 1B			3	0	1	0	0	0	1
7 Adam Kennedy, L (1, 4) OBP: 0.282, SLG: 0.318			C S B X 1-2 50 1B 50 PB 1B		B B C T B X 3-2 1-2 1B		F B F X 1-2 F6 ②			3	0	2	0	0	0	2
4 Yadier Molina, R (1, 2) OBP: 0.361, SLG: 0.328			1 SAFE F F F X 0-2 P6 ①		F B B F B X 3-2 L5-4 ② ③ 2-2		B B X 2-0 G6-3 ③ 1-2 2-3			3	0	0	0	0	0	5
50 Adam Wainwright, R (1, 1) OBP: 0.333, SLG: 0.444 Tyler Johnson, S (5, 1) Josh Hancock, R (6, 1) 3 Preston Wilson, R (8, PH) OBP: 0.242, SLG: 0.305 48 Brad Thompson, R (9, 1)			B B C S 2 SAFE X 2-2 1-3 ② 1B			B C C F B X 2-2 G3 ①		S X 0-1 P6 ①		1 0 1 1 0	0 0 0 0 0	1 0 0 0 0	0 0 0 0 0	0 0 0 0 0	0 0 0 0 0	0 0 0 0 0
Inning Stats	R: 0 E: 0 K: 0 S: 6 H: 0 LOB: 0 BB: 0 P: 12	R: 0 E: 0 K: 1 S: 9 H: 0 LOB: 0 BB: 0 P: 14	R: 0 E: 0 K: 0 S: 12 H: 2 LOB: 1 BB: 0 P: 16	R: 0 E: 0 K: 1 S: 9 H: 0 LOB: 0 BB: 0 P: 13	R: 0 E: 0 K: 0 S: 10 H: 2 LOB: 1 BB: 0 P: 18	R: 0 E: 0 K: 0 S: 9 H: 0 LOB: 0 BB: 0 P: 12	R: 1 E: 0 K: 0 S: 17 H: 3 LOB: 2 BB: 0 P: 28	R: 0 E: 0 K: 1 S: 7 H: 0 LOB: 0 BB: 0 P: 8	R: 0 E: 0 K: 0 S: 6 H: 0 LOB: 0 BB: 0 P: 12	1B: 6 2B: 1 3B: 0 HR: 1	SF: 0 SAC: 0 DP: 1 HBP: 0					

PITCHER	IP	WLS	BF	H	R	ER	SO	BB	IBB	HBP	BLK	WP	HR	S	P	ERA	WHIP
38 Carlos Zambrano, R (1, 1) ERA: 5.77	7.0	W	26	7	1	1	2	0	0	0	0	1	1	72	113	1.29	1.000
13 Will Ohman, L (8, 1) ERA: 4.7	1.0		3	0	0	0	1	0	0	0	0	0	0	7	8	0.00	0.000
57 Rocky Cherry, R (9, 1) ERA: 2.7	1.0		3	0	0	0	0	0	0	0	0	0	0	6	12	0.00	0.000

PITCHER	IP	WLS	BF	H	R	ER	SO	BB	IBB	HBP	BLK	WP	HR	S	P	ERA	WHIP

BOTTOM

Chicago Cubs @ St. Louis Cardinals

Busch Stadium, St. Louis, MO

Sat Apr 28 2007, 2:55 PM CDT
Att. 45,015 - Sunny - 78 F

livebaseballscorecards.com

AB	32
R	1
H	7
RBI	1
BB	0
SO	3
LOB	9

WP: 1 PB: 1 SB: 0 CS: 0 PA: 32

Batter	1	2	3	4	5	6	7	8	9	AB	R	H	RBI	BB	SO	LOB
12 Alfonso Soriano, R (1, 7) OBP: 0.308, SLG: 0.392	F F F F B F X 1-2 G6-3 ①	C X 0-1 2-3 1B			C S F S 0-3 K ①		X 0-0 25 1B 2 BB 1B		B X 1-0 F8 ②	5	0	2	0	0	1	0
2 Ryan Theriot, R (1, 6) OBP: 0.347, SLG: 0.328	C B X 1-1 L4 ②	B X 1-0 G5-3 ③			B C B B B 4-1 25 G1-4-3 BB		1 SAFE 1 SAFE 1 SAFE B D B C B 4-1 1-2 25 1B BB		F B B B B 4-1 BB	2	0	0	0	3	0	2
25 Derrek Lee, R (1, 3) OBP: 0.468, SLG: 0.567	B B X 2-0 16 1B 2B	X 0-0 G6-3 ①			S F X 0-2 G1-4-3 ② 1-2		B X 1-0 1-2 2-3 1B		C B X 1-1 F8 ③	5	1	2	0	0	0	2
16 Aramis Ramirez, R (1, 5) OBP: 0.367, SLG: 0.556	C B X 1-1 2-H 1B	C B X 1-1 19 G6-3 2B			C S B B X 2-2 G6-3 ③		S F B F B X 2-2 F7 ③			4	0	2	1	0	0	4
19 Matt Murton, R (1, 9) OBP: 0.313, SLG: 0.295 43 Michael Wuertz, R (8, 1)	S X 0-1 G1-3 ③	C B D D S X 3-2 2-3 G6-3 ②				S X 0-1 G6-3 ①		C X 0-1 G5-3 ①		4 0	0 0	0 0	0 0	0 0	0 0	2 0
Michael Barrett, R (1, 2) OBP: 0.329, SLG: 0.461	B B C B C S 3-3 K ①	C B C F B B X 3-2 F8 ③				X 0-0 G6-3 ②		X 0-0 G1-4-3 1B		4	0	1	0	0	1	1
Mark DeRosa, R (1, 4) OBP: 0.345, SLG: 0.520	X 0-0 G4-3 ②	B X 1-0 G6-3 ①				B B X 2-0 L9 ③		F B F X 1-2 1-2 G1-4-3 ②		4	0	0	0	0	0	1
17 Felix Pie, L (1, 8) OBP: 0.250, SLG: 0.419	B F X 1-1 53 2B 53 E 1B	S B X 1-1 G4-3 ②					X 0-0 B5-3 ①	F C B X 1-2 G4-3 ③		4	1	1	0	0	0	1
53 Rich Hill, L (1, 1) OBP: 0.077, SLG: 0.154 Jacque Jones, L (8, 9) OBP: 0.337, SLG: 0.341	C B D X 2-1 1-H E4 12 1B 2B	F B S B B C 3-3 K ③					C S S 0-3 K ②		B C F B X 2-2 G6-3 ①	3 1	0 0	1 0	0 0	0 0	2 0	0 0
Inning Stats	R: 1 E: 0 K: 0 S: 13 H: 2 LOB: 1 BB: 0 P: 18	R: 1 E: 1 K: 1 S: 11 H: 3 LOB: 2 BB: 0 P: 18	R: 0 E: 0 K: 0 S: 10 H: 1 LOB: 1 BB: 0 P: 17	R: 0 E: 0 K: 1 S: 6 H: 0 LOB: 0 BB: 0 P: 11	R: 0 E: 0 K: 1 S: 11 H: 0 LOB: 1 BB: 1 P: 17	R: 0 E: 0 K: 0 S: 4 H: 0 LOB: 0 BB: 0 P: 6	R: 0 E: 0 K: 1 S: 11 H: 2 LOB: 3 BB: 1 P: 18	R: 0 E: 0 K: 0 S: 9 H: 1 LOB: 1 BB: 0 P: 11	R: 0 E: 0 K: 0 S: 7 H: 0 LOB: 1 BB: 1 P: 15	1B: 6 2B: 3 3B: 0 HR: 0	SF: 0 SAC: 0 DP: 0 HBP: 0						

TOP

Chicago Cubs @ Pittsburgh Pirates

PNC Park, Pittsburgh, PA

Mon Apr 30 2007, 7:05 PM EDT

Att. 11,437 - Clear - 72 F

livebaseballscorecards.com

AB	36
R	2
H	9
RBI	1
BB	3
SO	4
LOB	13

PITCHER		IP	WLS	BF	H	R	ER	SO	BB	IBB	HBP	BLK	WP	HR	S	P	ERA	WHIP
57 Zach Duke, L ERA: 6.06	(1, 1)	6.2		30	8	2	2	4	2	0	0	0	0	0	62	99	2.70	1.500
54 Jonah Bayliss, R ERA: 3.0	(7, 1)	0.1		1	0	0	0	0	0	0	0	0	0	0	4	6	0.00	0.000
55 Matt Capps, R ERA: 0.63	(8, 1)	1.0	W	4	1	0	0	0	0	0	0	0	0	0	9	11	0.00	1.000
16 Salomon Torres, R ERA: 6.75	(9, 1)	1.0	S	4	0	0	0	0	1	0	0	0	0	0	7	15	0.00	1.000

PITCHER	IP	WLS	BF	H	R	ER	SO	BB	IBB	HBP	BLK	WP	HR	S	P	ERA	WHIP

Chicago Cubs @ Pittsburgh Pirates

PNC Park, Pittsburgh, PA

Mon Apr 30 2007, 7:05 PM EDT

Att. 11,437 - Clear - 72 F

BOTTOM

Batter	1	2	3	4	5	6	7	8	9	AB	R	H	RBI	BB	SO	LOB
6 Chris Duffy, L (1, 8) OBP: 0.350, SLG: 0.352	3-2 F8		1-3 K		1-1 G1-3		3-3 ꓘ			4	0	0	0	0	2	1
2 Jack Wilson, R (1, 6) OBP: 0.330, SLG: 0.410	3-1 F7		0-0 1B (12 FC4)		2-1 L5			0-1 G1-3		4	0	1	0	0	0	0
12 Freddy Sanchez, R (1, 4) OBP: 0.260, SLG: 0.284	1-2 1B		1-0 FC4 (1-2f)			1-1 1B (41 G5-4-3)		1-1 F7		4	0	2	0	0	0	1
Jason Bay, R (1, 7) OBP: 0.362, SLG: 0.495	0-0 P6			0-1 G6-3		1-2 L4		0-1 HR		4	1	1	1	0	0	2
41 Ryan Doumit, S (1, 9) OBP: 0.474, SLG: 0.765		4-2 HBP (25 S)		1-1 2B (25 1B)		1-1 G5-4-3 (1-2f)		0-1 F9		3	1	1	0	0	0	1
José Bautista, R (1, 5) OBP: 0.316, SLG: 0.435		0-1 F8		0-2 P4			4-2 BB (26 2B)			2	1	0	0	1	0	2
25 Adam LaRoche, L (1, 3) OBP: 0.255, SLG: 0.265		3-3 K (1-2)		0-1 1B (2-H)			1-3 K			3	0	1	1	0	2	2
26 Ronny Paulino, R (1, 2) OBP: 0.237, SLG: 0.311		2-2 G5-3		0-0 G1-3			2-1 2B (1-H)			3	0	1	1	0	0	2
57 Zach Duke, L (1, 1) OBP: 0.111, SLG: 0.111			2-1 G6-3		1-2 K					2	0	0	0	0	1	0
54 Jonah Bayliss, R (7, 1)										0	0	0	0	0	0	0
35 Brad Eldred, R (7, PH) OBP: 0.143, SLG: 0.343							1-3 K			1	0	0	0	0	1	1
55 Matt Capps, R (8, 1) OBP: 1.000, SLG: 1.000										0	0	0	0	0	0	0
16 Salomon Torres, R (9, 1)										0	0	0	0	0	0	0

Inning Stats	1	2	3	4	5	6	7	8	9
R	0	0	0	1	0	0	1	1	
H	1	0	1	2	0	1	1	1	
E	0	0	0	0	0	0	0	0	
LOB	1	1	1	1	0	0	1	0	
K	0	1	1	0	1	0	3	0	
BB	0	0	0	0	0	0	1	0	
S	9	10	7	11	7	7	13	8	
P	16	19	11	12	11	10	24	9	

Totals	
AB	30
R	3
H	7
RBI	3
BB	1
SO	6
LOB	12

1B: 4, 2B: 2, 3B: 0, HR: 1, SF: 0, SAC: 0, DP: 1, HBP: 1

WP: 0, PB: 0, SB: 1, CS: 0, PA: 32

PITCHER	IP	WLS	BF	H	R	ER	SO	BB	IBB	HBP	BLK	WP	HR	S	P	ERA	WHIP
53 Rich Hill, L (1, 1) ERA: 1.77	7.0		28	6	2	2	6	1	0	1	0	0	0	64	103	2.57	1.000
43 Michael Wuertz, R (8, 1) ERA: 1.32	1.0	L	4	1	1	1	0	0	0	0	0	0	1	8	9	9.00	1.000

PITCHER	IP	WLS	BF	H	R	ER	SO	BB	IBB	HBP	BLK	WP	HR	S	P	ERA	WHIP

livebaseballscorecards.com

Chicago Cubs @ Pittsburgh Pirates

PNC Park, Pittsburgh, PA

Wed May 02 2007, 12:35 PM EDT

Att. 13,082 - Cloudy - 81 F

TOP

livebaseballscorecards.com

Batter	1	2	3	4	5	6	7	8	9	AB	R	H	RBI	BB	SO	LOB
12 Alfonso Soriano, R (1, 7) OBP: 0.325, SLG: 0.456	HR		1B		F8		2B	F8		5	2	3	2	0	0	1
15 Cliff Floyd, L (1, 9) OBP: 0.302, SLG: 0.426	K		P6		P5		HR		2B	4	1	1	2	0	1	1
Bob Howry, L (7, 1)										0	0	0	0	0	0	0
13 Will Ohman, L (8, 1)										0	0	0	0	0	0	0
2 Ryan Theriot, R (8, 4) OBP: 0.356, SLG: 0.353										1	1	1	0	0	0	0
25 Derrek Lee, R (1, 3) OBP: 0.483, SLG: 0.598	F8		1B			2B	2B		G5-3 1B	5	0	4	1	0	0	0
16 Aramis Ramirez, R (1, 5) OBP: 0.358, SLG: 0.529	P4		G6-4-3			G5-3	IBB		L9	4	0	0	0	1	0	4
Michael Barrett, R (1, 2) OBP: 0.311, SLG: 0.432		G5-3		G3-1		F8	FC6-4		G5-3	5	0	0	0	0	0	4
Jacque Jones, L (1, 8) (8, 9) OBP: 0.362, SLG: 0.400		HR		BB			P6	2B	IBB	3	2	2	1	2	0	0
Mark DeRosa, R (1, 4) OBP: 0.341, SLG: 0.506		1B		F8			G5-3	G6-3	P4	4	0	1	0	0	0	2
46 Ryan Dempster, R (8, 1)										1	0	0	0	0	0	2
Cesar Izturis, S (1, 6) OBP: 0.271, SLG: 0.278		K		F7			1B	G1-3		4	1	1	0	0	1	3
30 Ted Lilly, L (1, 1) OBP: 0.071, SLG: 0.071		K			K		2B	1B		2	0	0	0	0	2	1
57 Rocky Cherry, R (6, 1)										0	0	0	0	0	0	0
19 Matt Murton, R (7, PH) (7, 9) OBP: 0.340, SLG: 0.348										2	1	2	2	0	0	0
17 Felix Pie, L (8, PR) (8, 8) OBP: 0.250, SLG: 0.419										0	0	0	0	0	0	0
Inning Stats	R: 1 E: 0 K: 1 S: 12 H: 1 LOB: 0 BB: 0 P: 17	R: 1 E: 0 K: 2 S: 17 H: 2 LOB: 1 BB: 0 P: 24	R: 0 E: 0 K: 0 S: 8 H: 2 LOB: 1 BB: 0 P: 12	R: 0 E: 0 K: 0 S: 13 H: 0 LOB: 1 BB: 1 P: 23	R: 0 E: 0 K: 1 S: 7 H: 0 LOB: 0 BB: 0 P: 9	R: 0 E: 0 K: 0 S: 8 H: 1 LOB: 1 BB: 0 P: 11	R: 4 E: 0 K: 0 S: 14 H: 5 LOB: 2 BB: 1 P: 26	R: 1 E: 0 K: 0 S: 11 H: 2 LOB: 1 BB: 0 P: 16	R: 1 E: 0 K: 0 S: 11 H: 2 LOB: 2 BB: 1 P: 19	1B: 6 2B: 6 3B: 0 HR: 3 SF: 0 SAC: 0 DP: 1 HBP: 0	WP: 0 PB: 0 SB: 0 CS: 0 PA: 43					

	AB	40
	R	8
	H	15
	RBI	8
	BB	3
	SO	4
	LOB	18

PITCHER		IP	WLS	BF	H	R	ER	SO	BB	IBB	HBP	BLK	WP	HR	S	P	ERA	WHIP
Tony Armas, R ERA: 8.66	(1, 1)	6.0		23	6	2	2	4	1	0	0	0	0	2	65	96	3.00	1.167
34 John Grabow, L ERA: 6.75	(7, 1)	0.2	H	4	2	2	2	0	0	0	0	0	0	0	7	11	27.00	3.000
54 Jonah Bayliss, R ERA: 4.38	(7, 1)	0.1	L	5	3	2	2	0	0	1	0	0	0	1	7	15	54.00	9.000
John Wasdin, R ERA: 6.92	(8, 1)	2.0		11	4	2	2	0	0	1	0	0	0	0	22	35	9.00	2.000

PITCHER	IP	WLS	BF	H	R	ER	SO	BB	IBB	HBP	BLK	WP	HR	S	P	ERA	WHIP

Chicago Cubs @ Pittsburgh Pirates

PNC Park, Pittsburgh, PA

Wed May 02 2007, 12:35 PM EDT

Att. 13,082 - Cloudy - 81 F

livebaseballscorecards.com

BOTTOM

Batter	1	2	3	4	5	6	7	8	9	AB	R	H	RBI	BB	SO	LOB
6 Chris Duffy, L (1, 8) OBP: 0.355, SLG: 0.368	1-2 12 1B 2 1B 41 BB 1B	0-0 ① SH1-4 1-2 2-3		F S B B F B F C 3-3 ③ K			C F B F F B C 2-3 ① K		C X 0-1 1-H 2B	4	1	2	1	0	2	0
2 Jack Wilson, R (1, 6) OBP: 0.333, SLG: 0.413	0-0 41 BB 12 1B 1-2 FC3-6 1B	0-0 ② SF8 3-H			C X 0-1 CS 1B		C S B X 1-2 ② F8		B C S B X 2-2 ① P3	4	1	2	1	0	0	1
12 Freddy Sanchez, R (1, 4) OBP: 0.282, SLG: 0.306	0-0 41 BB 1-2 2-3 E 1B	1-0 ③ 2-H 1B			X 0-0 ① F8		B B F B F F X 3-2 1B		F D F X 1-2 ② G5-3	5	1	3	0	0	0	2
Jason Bay, R (1, 7) OBP: 0.345, SLG: 0.469	C T C 0-3 ① K		C T B B T T T X 2-2 ① G5-3		1 SAFE C S S 0-3 ② ③ K 1-2		S F B B B F F T 3-2 ③ K		B B C F C 2-3 ③ K	5	0	0	0	0	4	6
41 Ryan Doumit, S (1, 9) OBP: 0.478, SLG: 0.700	B F F F B F F B B 4-2 FC3-6 1-2 2-3 3-H BB		C S S X 0-3 ② K			F C F F B X 1-2 FC5-4 1B		C B B X 2-1 ① F8		3	0	1	1	1	1	0
José Bautista, R (1, 5) OBP: 0.313, SLG: 0.421	B B F X 2-1 ② FC3-6 1-2f 2-H 3-H		C F X 0-2 ③ F8			F 1 SAFE F X 0-2 ① FC5-4 26 FC4-6 25 1B 1-2f		C B B B B 4-1 26 BLK BB		3	0	0	1	1	0	2
25 Adam LaRoche, L (1, 3) OBP: 0.255, SLG: 0.264	X 0-0 ③ G5-3			X 0-0 ① P2		F C F X 0-2 26 FC4-6 1-2 1B		C F S 0-3 ② K		4	0	1	0	0	1	2
26 Ronny Paulino, R (1, 2) OBP: 0.250, SLG: 0.359		B F C X 1-2 6 SH1-4 2 SF8 SH 1B		F S X 0-2 HR		X 0-0 ② FC4-6 FC5-4 1-2f 2-3		C B C F X 1-2 G5-3 1-2		4	2	2	1	0	0	3
Tony Armas, R (1, 1) OBP: 0.400, SLG: 0.400 Jose Castillo, R (6, PH) OBP: 0.167, SLG: 0.200 34 John Grabow, L (7, 1) 54 Jonah Bayliss, R (7, 1) John Wasdin, R (8, 1) 13 Nate McLouth, L (9, PH) OBP: 0.346, SLG: 0.391		T L B X 1-2 SH 6 SH1-4 12 1B 1-2		C S B S 1-3 ② K		X 0-0 ③ FC5-4 1-2f			L B F F F B F R R R B 4-2 B 6 2B BB	1 1 0 0 0 0	0 0 0 0 0 1	0 0 0 0 0 0	0 0 0 0 0 0	0 0 0 0 0 0	1 0 0 0 0 0	0 2 0 0 0 0
Inning Stats	R: 3 E: 1 K: 1 S: 17 H: 3 LOB: 1 BB: 1 P: 24	R: 1 E: 0 K: 0 S: 9 H: 2 LOB: 2 BB: 0 P: 12	R: 0 E: 0 K: 1 S: 13 H: 0 LOB: 0 BB: 0 P: 15	R: 1 E: 0 K: 2 S: 12 H: 1 LOB: 0 BB: 0 P: 16	R: 0 E: 0 K: 1 S: 6 H: 1 LOB: 0 BB: 0 P: 6	R: 0 E: 0 K: 0 S: 14 H: 2 LOB: 2 BB: 0 P: 15	R: 0 E: 0 K: 2 S: 17 H: 1 LOB: 1 BB: 0 P: 26	R: 0 E: 0 K: 1 S: 10 H: 0 LOB: 1 BB: 1 P: 17	R: 1 E: 0 K: 1 S: 17 H: 1 LOB: 1 BB: 1 P: 26	1B: 9 2B: 1 3B: 0 HR: 1	SF: 1 SAC: 2 DP: 0 HBP: 0						

	AB	34
	R	6
	H	11
	RBI	5
	BB	3
	SO	9
	LOB	18

WP: 0 PB: 0 SB: 0 CS: 1 PA: 40

PITCHER		IP	WLS	BF	H	R	ER	SO	BB	IBB	HBP	BLK	WP	HR	S	P	ERA	WHIP
30 Ted Lilly, L ERA: 2.82	(1, 1)	5.1		25	9	5	4	5	1	0	0	0	0	1	69	86	6.75	1.875
57 Rocky Cherry, R ERA: 2.25	(6, 1)	0.2	W	2	0	0	0	0	0	0	0	0	0	0	2	2	0.00	0.000
Bob Howry, R ERA: 3.29	(7, 1)	1.1	H	6	1	0	0	2	1	0	0	0	0	0	20	35	0.00	1.500
13 Will Ohman, L ERA: 4.5	(8, 1)	0.1	H	1	0	0	0	1	0	0	0	0	0	0	3	3	0.00	0.000
46 Ryan Dempster, R ERA: 2.57	(8, 1)	1.1	S	6	1	1	1	1	1	0	0	1	0	0	21	31	6.75	1.500

PITCHER	IP	WLS	BF	H	R	ER	SO	BB	IBB	HBP	BLK	WP	HR	S	P	ERA	WHIP

Batter	1	2	3	4	5	6	7	8	9	AB	R	H	RBI	BB	SO	LOB
Felipe Lopez, S (1, 6) OBP: 0.318, SLG: 0.322	C C X 0-2 10 G4-3 3B	L B B C F X 2-2 ① ② G4-3 1-2f			C X 0-1 10 G4-3 2B		F F B F B B B 4-2 11 2B BB		C S S 0-3 ② K	4	1	2	0	1	1	1
10 Ronnie Belliard, R (1, 4) OBP: 0.328, SLG: 0.357	B C X 1-1 ① G4-3 3-H	B B S C C 2-3 ③ K			F C B 2 SAFE F F X 1-2 ① G4-3 2-3		B 1 SAFE X 1-0 ② P4		C F B F X 1-2 1B	5	0	1	1	0	1	2
11 Ryan Zimmerman, R (1, 5) OBP: 0.298, SLG: 0.325	C B B C B B 4-2 2B 25 HR BB		C F B B B B 4-2 BB		B B D C F X 3-2 ② G4		B 1 SAFE X 1-0 1-3 2B		B B C B S S 3-3 ③ K	3	1	1	0	2	1	2
Ryan Church, L (1, 8) OBP: 0.388, SLG: 0.485	B F B X 2-1 25 HR 1-3 2B		B B X 2-0 ① F7		C F X 0-2 ③ F9		B B B B 4-0 25 FC6-4 BB			3	1	1	0	1	0	2
25 Austin Kearns, R (1, 9) OBP: 0.341, SLG: 0.450	B X 1-0 2-H 3-H HR		B C B 1 SAFE X 2-1 ② F9			C X 0-1 ① L9	S B X 1-1 ③ FC6-4 1-2f			4	1	1	3	0	0	4
21 Dmitri Young, S (1, 3) OBP: 0.336, SLG: 0.404	B B C S B X 3-2 ② L8		B F X 1-1 ③ F8			B S F B S 2-3 ② K		B C B B C X 3-2 ① F8		4	0	0	0	0	1	1
Brian Schneider, L (1, 2) OBP: 0.307, SLG: 0.302	C F B B B F B 4-2 BB	X 0-0 ① F8				B B B C C C X 3-2 2B		B S X 1-1 ② F8		3	0	1	0	1	0	0
5 Kory Casto, L (1, 7) OBP: 0.196, SLG: 0.205 59 Micah Bowie, L (8, 1) 52 Saul Rivera, S (8, 1)	C F B S 1-3 ③ K	C X 0-1 ② G6-3				B C D X 2-1 ③ G4-3		B B C X 2-1 ③ F9		4 0 0	0 0 0	0 0 0	0 0 0	0 0 0	1 0 0	2 0 0
57 Jason Bergmann, R (1, 1) OBP: 0.167, SLG: 0.167 Michael Restovich, R (7, PH) OBP: 0.179, SLG: 0.185 Levale Speigner, R (7, 1) Ryan Langerhans, L (8, 7) OBP: 0.190, SLG: 0.082		C X 0-1 G4-3 1B		C B S C 1-3 ③ K			B B C C C F F B C 3-3 ① K		F C X 0-2 ① G4-3	2 1 0 1	0 0 0 0	1 0 0 0	0 0 0 0	0 0 0 0	1 1 0 0	0 0 0 0
Inning Stats	R: 4 H: 3 E: 0 LOB: 1 K: 1 BB: 2 S: 19 P: 35	R: 0 H: 1 E: 0 LOB: 0 K: 1 BB: 0 S: 9 P: 13	R: 0 H: 0 E: 0 LOB: 1 K: 0 BB: 1 S: 7 P: 16	R: 0 H: 0 E: 0 LOB: 0 K: 1 BB: 0 S: 6 P: 7	R: 0 H: 1 E: 0 LOB: 1 K: 0 BB: 0 S: 13 P: 17	R: 0 H: 1 E: 0 LOB: 1 K: 1 BB: 0 S: 10 P: 17	R: 0 H: 1 E: 0 LOB: 3 K: 1 BB: 2 S: 12 P: 26	R: 0 H: 0 E: 0 LOB: 0 K: 0 BB: 0 S: 7 P: 13	R: 0 H: 1 E: 0 LOB: 1 K: 2 BB: 0 S: 13 P: 17	1B: 2 SF: 0 2B: 4 SAC: 0 3B: 1 DP: 1 HR: 1 HBP: 0						

PITCHER		IP	WLS	BF	H	R	ER	SO	BB	IBB	HBP	BLK	WP	HR	S	P	ERA	WHIP
38 Carlos Zambrano, R ERA: 5.8	(1, 1)	6.0	W	26	6	4	4	4	3	0	0	0	0	1	64	105	6.00	1.500
48 Neal Cotts, L ERA:	(7, 1)	0.1	H	2	0	0	0	1	1	0	0	0	0	0	8	15	0.00	3.000
43 Michael Wuertz, R ERA: 1.23	(7, 1)	0.1	H	2	1	0	0	0	0	0	0	0	0	0	2	4	0.00	3.000
13 Will Ohman, L ERA: 4.5	(7, 1)	0.0		1	0	0	0	0	1	0	0	0	0	0	0	4	∞	∞
Bob Howry, R ERA: 3.0	(7, 1)	1.1	H	4	0	0	0	0	0	0	0	0	0	0	9	16	0.00	0.000

PITCHER		IP	WLS	BF	H	R	ER	SO	BB	IBB	HBP	BLK	WP	HR	S	P	ERA	WHIP
46 Ryan Dempster, R ERA: 2.4	(9, 1)	1.0	S	4	1	0	0	2	0	0	0	0	0	0	13	17	0.00	1.000

TOP

Washington Nationals @ Chicago Cubs

Wrigley Field, Chicago, IL

Fri May 04 2007, 1:20 PM CDT

Att. 39,444 - Cloudy - 56 F

livebaseballscorecards.com

AB	34
R	4
H	8
RBI	4
BB	5
SO	7
LOB	14

WP: 0	PA: 39
PB: 0	
SB: 0	
CS: 0	

BOTTOM

Washington Nationals @ Chicago Cubs

Wrigley Field, Chicago, IL

Fri May 04 2007, 1:20 PM CDT

Att. 39,444 - Cloudy - 56 F

livebaseballscorecards.com

Batter	1	2	3	4	5	6	7	8	9	AB	R	H	RBI	BB	SO	LOB
12 Alfonso Soriano, R (1, 7) OBP: 0.344, SLG: 0.517	F8		25 HR 15 G4-3 1B	15 E 2B		K		K		5	2	2	1	0	2	2
15 Cliff Floyd, L (1, 9) OBP: 0.333, SLG: 0.431 48 Neal Cotts, L (7, 1) 43 Michael Wuertz, R (7, 1) 13 Will Ohman, L (7, 1) 2 Ryan Theriot, R (7, 4) OBP: 0.375, SLG: 0.392 Bob Howry, L (7, 1) 19 Matt Murton, R (8, PH) OBP: 0.333, SLG: 0.340	25 1B BB		G4-3 1-2	E9 2H 1B			P6	L8		2 0 0 0 2 0 1	0 0 0 0 0 0 0	1 0 0 0 0 0 0	1 0 0 0 0 0 0	1 0 0 0 0 0 0	0 0 0 0 2 0 0	1 0 0 0 0 0 1
25 Derrek Lee, R (1, 3) OBP: 0.496, SLG: 0.633	FC6-4 1-2 1B		HR 2H	L8			BB			3	1	2	2	1	0	1
16 Aramis Ramirez, R (1, 5) OBP: 0.356, SLG: 0.511	F9		E 2B		G6-3		F9			4	1	1	0	0	0	3
Michael Barrett, R (1, 2) OBP: 0.293, SLG: 0.393	FC6-4 1-2f		E5 2H		P4		F9			4	0	0	0	0	0	3
Jacque Jones, L (1, 8) OBP: 0.350, SLG: 0.394 (7, 9)		F7	F8		2B			BB 17 1B 1B		4	1	2	0	0	0	1
Mark DeRosa, R (1, 4) OBP: 0.341, SLG: 0.494 46 Ryan Dempster, R (9, 1)		K		CS BB	K			L9		2 0	0 0	0 0	0 0	1 0	2 0	1 0
Cesar Izturis, S (1, 6) OBP: 0.269, SLG: 0.279		G3		12 2B 2B		G4-3		17 1B BB		3	1	1	0	1	0	0
38 Carlos Zambrano, S (1, 1) OBP: 0.200, SLG: 0.467 17 Felix Pie, L (6, PH) OBP: 0.250, SLG: 0.404 (7, 8)			G6-3	G4-3		K		1-2 2-H 1B		2 2	0 0	0 1	0 1	0 0	0 1	1 0
Inning Stats	R: 0 E: 0 K: 0 S: 9 H: 1 LOB: 2 BB: 1 P: 18	R: 0 E: 0 K: 1 S: 6 H: 0 LOB: 0 BB: 0 P: 8	R: 3 E: 1 K: 0 S: 16 H: 3 LOB: 1 BB: 0 P: 25	R: 2 E: 1 K: 0 S: 17 H: 3 LOB: 1 BB: 1 P: 25	R: 0 E: 0 K: 1 S: 7 H: 1 LOB: 1 BB: 0 P: 11	R: 0 E: 0 K: 2 S: 8 H: 0 LOB: 0 BB: 0 P: 12	R: 0 E: 0 K: 0 S: 10 H: 0 LOB: 1 BB: 1 P: 18	R: 1 E: 0 K: 1 S: 14 H: 2 LOB: 2 BB: 1 P: 23		1B: 5 2B: 4 3B: 0 HR: 1	SF: 0 SAC: 0 DP: 0 HBP: 0			WP: 0 PB: 0 SB: 0 CS: 1	PA: 38		

PITCHER		IP	WLS	BF	H	R	ER	SO	BB	IBB	HBP	BLK	WP	HR	S	P	ERA	WHIP				
57 Jason Bergmann, R ERA: 3.34	(1, 1)	6.0	L	28	8	5	4	4	2	0	0	0	0	1	63	99	6.00	1.667				
Levale Speigner, R ERA: 3.09	(7, 1)	1.0		4	0	0	0	0	1	0	0	0	0	0	10	18	0.00	1.000				
59 Micah Bowie, L ERA: 3.21	(8, 1)	0.1		4	2	1	1	0	1	0	0	0	0	0	9	14	27.00	9.000				
52 Saul Rivera, R ERA: 3.48	(8, 1)	0.2		2	0	0	0	1	0	0	0	0	0	0	5	9	0.00	0.000				

PITCHER	IP	WLS	BF	H	R	ER	SO	BB	IBB	HBP	BLK	WP	HR	S	P	ERA	WHIP

AB	34
R	6
H	10
RBI	5
BB	4
SO	5
LOB	16

Batter	1	2	3	4	5	6	7	8	9	AB	R	H	RBI	BB	SO	LOB
Felipe Lopez, S (1, 6) (7, 4) OBP: 0.328, SLG: 0.323	C F F X 0-2 ① G4-3		B C H 2-1 11 1B HBP		H 1-0 10 G4-6-3 HBP		B X 1-0 10 PB 10 S 1B		B C S B B C 3-3 ① K	3	0	1	0	0	1	0
10 Ronnie Belliard, R (1, 4) OBP: 0.317, SLG: 0.345	S X 0-1 ② G6-3		C C S 0-3 ② K		B X 1-0 ① ② G4-6-3 1-2f		B C B F F B X 3-2 ③ F7 1-3		C X 0-1 ② G4-3	4	0	0	0	0	1	3
Josh Wilson, R (7, 6) OBP: 0.286, SLG: 0.063										1	0	0	0	0	0	0
11 Ryan Zimmerman, R (1, 5) OBP: 0.309, SLG: 0.344	C B B B X 3-1 S 1B		B 1 C B F F F X SAFE 2-2 BB 1-3 1B		B C B C F B X 3-2 ③ F9			C X 0-1 25 2B 2B	B C S B X 2-2 ③ F9	5	1	3	0	0	0	0
Ryan Church, L (1, 8) OBP: 0.392, SLG: 0.490	B C C B S 2-3 ③ K 1-2		C F B B B B 4-2 1-2 BB			F X 0-1 25 1B 21 G6-3 2B		C F B B S 2-3 ① K		3	1	1	0	1	2	2
25 Austin Kearns, R (1, 9) OBP: 0.346, SLG: 0.461		F B X 1-1 ① F9	B X 1-0 ③ F8			F C X 0-2 21 G6-3 2-3 1B		C X 0-1 3 2B 2-H 2B		4	1	2	1	0	0	3
21 Dmitri Young, S (1, 3) OBP: 0.328, SLG: 0.392		B F B X 2-1 ② G5-3		B B C B X 3-1 ① P6		X 0-0 ① ② G6-3 1-2f 3-H		C S B B D B 4-2 3 2B BB		3	0	0	0	0	0	1
43 Jesus Colome, R (6, 1)										0	0	0	0	0	0	0
Jon Rauch, R (7, 1)										0	0	0	0	0	0	0
13 Robert Fick, L (8, PH) OBP: 0.235, SLG: 0.172										0	0	0	0	1	0	0
32 Chad Cordero, R (8, 1)										0	0	0	0	0	0	0
3 Jesus Flores, R (1, 2) OBP: 0.393, SLG: 0.417		C C T F X 0-2 1B		B C X 1-1 1B		B B F B X 3-1 ③ F7		B T F B X 2-2 1-3 2-H 2B		4	0	3	1	0	0	0
5 Kory Casto, L (1, 7) OBP: 0.180, SLG: 0.188		B S C X 1-2 ③ F8		B X 1-0 ② F7			C C B B F B C 3-3 ① K	S B C S 1-3 ② K		4	0	0	0	0	2	4
(6, 3)																
22 John Patterson, R (1, 1)			C B S B C 2-3 ① K	C B B S C 2-3 ③ K			C B B B F F C 3-3 ② K	S C F C 0-3 ③ K		1	0	0	0	0	1	0
Levale Speigner, R (3, 1)										0	0	0	0	0	0	0
Michael Restovich, R (4, PH) OBP: 0.172, SLG: 0.179										1	0	0	0	0	1	1
52 Saul Rivera, S (4, 1)										0	0	0	0	0	0	0
Ryan Langerhans, L (6, 7) OBP: 0.183, SLG: 0.078										2	0	0	0	0	2	2
Inning Stats	R: 0 E: 0 K: 1 S: 11 H: 1 LOB: 1 BB: 0 P: 16	R: 0 E: 0 K: 0 S: 12 H: 1 LOB: 1 BB: 0 P: 16	R: 0 E: 0 K: 2 S: 15 H: 1 LOB: 3 BB: 1 P: 26	R: 0 E: 0 K: 1 S: 8 H: 1 LOB: 1 BB: 0 P: 15	R: 0 E: 0 K: 0 S: 5 H: 0 LOB: 0 BB: 0 P: 10	R: 1 E: 0 K: 0 S: 8 H: 2 LOB: 0 BB: 0 P: 11	R: 0 E: 0 K: 2 S: 13 H: 1 LOB: 1 BB: 0 P: 23	R: 2 E: 0 K: 3 S: 19 H: 3 LOB: 2 BB: 1 P: 28	R: 0 E: 0 K: 1 S: 8 H: 0 LOB: 0 BB: 0 P: 13	1B: 6 2B: 4 3B: 0 HR: 0	SF: 0 SAC: 0 DP: 2 HBP: 2						

Washington Nationals @ Chicago Cubs

Wrigley Field, Chicago, IL

Sat May 05 2007, 12:05 PM CDT

Att. 40,267 - Cloudy - 61 F

TOP

livebaseballscorecards.com

AB	35
R	3
H	10
RBI	2
BB	2
SO	10
LOB	16

		WP: 0	PA: 39
1B: 6	SF: 0	PB: 1	
2B: 4	SAC: 0	SB: 2	
3B: 0	DP: 2	CS: 0	
HR: 0	HBP: 2		

PITCHER		IP	WLS	BF	H	R	ER	SO	BB	IBB	HBP	BLK	WP	HR	S	P	ERA	WHIP
53 Rich Hill, L ERA: 1.73	(1, 1)	6.0	W	25	6	1	1	4	1	0	2	0	0	0	59	94	1.50	1.167
13 Will Ohman, L ERA: 4.15	(7, 1)	0.2		3	1	0	0	2	0	0	0	0	0	0	9	16	0.00	1.500
57 Rocky Cherry, R ERA: 5.79	(7, 1)	0.2		4	2	2	2	1	0	0	0	0	0	0	11	16	27.00	3.000
48 Neal Cotts, L ERA:	(8, 1)	0.2	H	4	1	0	0	2	1	0	0	0	0	0	12	19	0.00	3.000
46 Ryan Dempster, R ERA: 2.25	(9, 1)	1.0	S	3	0	0	0	1	0	0	0	0	0	0	8	13	0.00	0.000

PITCHER	IP	WLS	BF	H	R	ER	SO	BB	IBB	HBP	BLK	WP	HR	S	P	ERA	WHIP

Batter	1	2	3	4	5	6	7	8	9	AB	R	H	RBI	BB	SO	LOB
12 Alfonso Soriano, R (1, 7) OBP: 0.337, SLG: 0.500	G5-3	K	K		F9			2 SH1-3 1B		5	0	1	0	0	2	5
2 Ryan Theriot, R (1, 6) OBP: 0.393, SLG: 0.387	25 CS BB	BB	1-2 2-3 3-H 25 G5-4-3 BB			L7		SH1-3 1-2		1	0	0	1	3	0	0
25 Derrek Lee, R (1, 3) OBP: 0.492, SLG: 0.619	1-2 16 1B 1B	G5-3	G5-4-3 1-2f			BB		F8		4	1	1	0	1	0	7
16 Aramis Ramirez, R (1, 5) OBP: 0.358, SLG: 0.536	1B 1-2 1B		HR	K		K		K		5	1	2	1	0	3	2
Jacque Jones, L (1, 8) OBP: 0.364, SLG: 0.402 57 Rocky Cherry, R (7, 1) 48 Neal Cotts, L (8, 1) 46 Ryan Dempster, R (9, 1)	1-3 2-H 1B		19 BB 1B BB 1B	BB		1 SAFE CS 1 SAFE BS K				3 0 0 0	1 0 0 0	2 0 0 0	1 0 0 0	1 0 0 0	1 0 0 0	1 0 0 0
Michael Barrett, R (1, 2) OBP: 0.291, SLG: 0.387	F9		1-2 BB 53 BB 19 BB 1B	P6			SAFE K			4	1	1	0	0	1	3
19 Matt Murton, R (1, 9) OBP: 0.327, SLG: 0.320		E6 1B	1-2 2-3 53 BB 2 BB BB BB	G4-3			G4-3			3	1	0	0	1	0	1
Mark DeRosa, R (1, 4) OBP: 0.347, SLG: 0.488		2-3 53 SH1-4 1B	1-2 2-3 3-H 2 BB 53 BB BB		F9		E6			3	0	1	1	1	0	0
53 Rich Hill, L (1, 1) OBP: 0.133, SLG: 0.143 13 Will Ohman, L (7, 1) 17 Felix Pie, L (7, 8) OBP: 0.245, SLG: 0.396	1-2 SH1-4		1-2 2-3 3-H 2 BB BB		G1-3		G4-3			1 0 1	0 0 0	0 0 0	1 0 0	1 0 0	0 0 0	0 0 1
Inning Stats	R: 1 H: 3 E: 0 LOB: 2 K: 0 BB: 1 S: 13 P: 23	R: 0 H: 1 E: 1 LOB: 3 K: 1 BB: 1 S: 12 P: 22	R: 4 H: 3 E: 0 LOB: 2 K: 1 BB: 4 S: 17 P: 40	R: 0 H: 0 E: 0 LOB: 1 K: 1 BB: 1 S: 12 P: 20	R: 0 H: 0 E: 0 LOB: 0 K: 0 BB: 0 S: 3 P: 5	R: 0 H: 0 E: 0 LOB: 1 K: 2 BB: 1 S: 13 P: 21	R: 0 H: 0 E: 1 LOB: 1 K: 1 BB: 0 S: 8 P: 11	R: 0 H: 1 E: 0 LOB: 1 K: 1 BB: 0 S: 11 P: 17		1B: 7 SF: 0 2B: 0 SAC: 2 3B: 0 DP: 1 HR: 1 HBP: 0				WP: 0 PA: 40 PB: 0 SB: 0 CS: 1		

PITCHER		IP	WLS	BF	H	R	ER	SO	BB	IBB	HBP	BLK	WP	HR	S	P	ERA	WHIP
22 John Patterson, R ERA: 7.47	(1, 1)	2.0	L	15	7	4	4	1	2	0	0	0	0	1	33	57	18.00	4.500
Levale Speigner, R ERA: 2.84	(3, 1)	1.0		6	0	1	1	1	4	0	0	0	0	0	9	28	9.00	4.000
52 Saul Rivera, R ERA: 2.92	(4, 1)	2.0		7	0	0	0	1	1	0	0	0	0	0	15	25	0.00	0.500
43 Jesus Colome, R ERA: 2.66	(6, 1)	1.0		4	0	0	0	2	1	0	0	0	0	0	13	21	0.00	1.000
Jon Rauch, R ERA: 5.28	(7, 1)	1.0		4	0	0	0	1	0	0	0	0	0	0	8	11	0.00	0.000

PITCHER		IP	WLS	BF	H	R	ER	SO	BB	IBB	HBP	BLK	WP	HR	S	P	ERA	WHIP
32 Chad Cordero, R ERA: 4.4	(8, 1)	1.0		4	1	0	0	1	0	0	0	0	0	0	11	17	0.00	1.000

BOTTOM

Washington Nationals @ Chicago Cubs

Wrigley Field, Chicago, IL

Sat May 05 2007, 12:05 PM CDT

Att. 40,267 - Cloudy - 61 F

livebaseballscorecards.com

AB	30
R	5
H	8
RBI	5
BB	8
SO	7
LOB	20

Batter	1	2	3	4	5	6	7	8	9	10	AB	R	H	RBI	BB	SO	LOB
Felipe Lopez, S (1, 4) OBP: 0.317, SLG: 0.310	F B C B X 2-2 G1-3 ①			C B X 1-1 G6-3 ①	C C B B X 2-2 L8 ③		C B S D F D X 3-2 G3-1 ② 1-2 2-3		F B C S 1-3 K ②		5	0	0	0	0	1	3
Ryan Langerhans, L (1, 8) OBP: 0.256, SLG: 0.130 21 Dmitri Young, S (7, PH) OBP: 0.333, SLG: 0.398 Jon Rauch, R (7, 1) 3 Jesus Flores, R (9, PH) OBP: 0.429, SLG: 0.400 32 Chad Cordero, R (9, 1) 35 Ryan Wagner, R (10, 1)	B C F B B S 3-3 K ②			B X 1-0 1B 11 BB BB 1B		B C B X 2-1 11 G4-3 2B	B B C X 2-1 2-H 3-H 1B		X 0-0 FC5-4 ③ 1-2f		3	1	2	0	0	1	0
											1	0	1	2	0	0	0
											0	0	0	0	0	0	0
											1	0	0	0	0	0	1
											0	0	0	0	0	0	0
											0	0	0	0	0	0	0
11 Ryan Zimmerman, R (1, 5) OBP: 0.312, SLG: 0.341	B C F B F F C 2-3 K ③			C B 1 SAFE 1 SAFE B F 1 SAFE F B 4-2 SAFE B BB 1B 1-2 BB		C B B B X 3-1 G4-3 ① 2-3	C C B F F B C 2-3 K ③			B B C X 2-1 S 1B	4	0	1	0	1	2	2
Ryan Church, L (1, 7) OBP: 0.392, SLG: 0.481 (7, 8)		F F F F B F F F X 1-2 F8 ①		B X 1-0 BB 1-2 2-3 1B		B B C S S 2-3 K ②		H 1-0 1B HBP		B X 1-0 F9 ①	4	0	1	0	0	1	2
25 Austin Kearns, R (1, 9) OBP: 0.341, SLG: 0.445		B C F S 1-3 K ②		B X 1-0 F4 ②		I I I I 4-0 IBB		C X 0-1 F9 ①		B B X 2-0 F8 ②	4	0	0	0	1	1	5
Brian Schneider, L (1, 2) OBP: 0.321, SLG: 0.303		B B X 2-0 F7 ③		B B B C F B 4-2 1-2 2-3 3-H BB		C F C 0-3 K ③		X 0-0 5 G4-6-3 1-3 1B		D 1 SAFE B I I 4-0 1-2 IBB	3	0	1	1	2	1	2
5 Kory Casto, L (1, 3) OBP: 0.164, SLG: 0.170 (7, 7)		X 0-0 F9 ①	F F B B X 2-2 F8 ③			B X 1-0 F7 ①	X 0-0 G4-6-3 ② ③ 1-2f			B B C S S 2-3 K ③	5	0	0	0	0	1	7
Josh Wilson, R (1, 6) OBP: 0.280, SLG: 0.053		C C X 0-2 G3 ②			F F F B B B F X 2-2 L8 ①	B C B B B 4-1 G3-1 10 BB 21 1B BB			C C S 0-3 K ①		3	1	0	0	1	1	0
41 Shawn Hill, R (1, 1) OBP: 0.286, SLG: 0.167 10 Ronnie Belliard, R (7, PH) OBP: 0.323, SLG: 0.345 13 Robert Fick, L (7, 3) OBP: 0.257, SLG: 0.172		C B B X 2-1 G1-3 ③			X 0-0 G6-3 ②	B B S S B B B 4-2 1-2 G3-1 21 1B BB			B B F C B F F B 4-2 3 FC5-4 BB		2	0	0	0	0	0	0
											0	1	0	0	1	0	0
											0	0	0	0	1	0	0
Inning Stats	R: 0 H: 0 E: 0 LOB: 0 K: 2 BB: 0 S: 11 P: 18	R: 0 H: 0 E: 0 LOB: 0 K: 1 BB: 0 S: 12 P: 16	R: 0 H: 0 E: 0 LOB: 0 K: 0 BB: 0 S: 6 P: 8	R: 1 H: 2 E: 0 LOB: 3 K: 0 BB: 2 S: 13 P: 27	R: 0 H: 0 E: 0 LOB: 0 K: 0 BB: 0 S: 9 P: 13	R: 0 H: 1 E: 0 LOB: 2 K: 2 BB: 1 S: 10 P: 21	R: 2 H: 1 E: 0 LOB: 1 K: 1 BB: 2 S: 15 P: 31	R: 0 H: 1 E: 0 LOB: 1 K: 0 BB: 0 S: 4 P: 5	R: 0 H: 0 E: 0 LOB: 1 K: 2 BB: 1 S: 11 P: 16	R: 0 H: 1 E: 0 LOB: 2 K: 1 BB: 1 S: 7 P: 18	1B: 5 SF: 0 2B: 1 SAC: 0 3B: 0 DP: 1 HR: 0 HBP: 1						

PITCHER		IP	WLS	BF	H	R	ER	SO	BB	IBB	HBP	BLK	WP	HR	S	P	ERA	WHIP
37 Angel Guzman, R ERA: 2.19	(1, 1)	5.0		19	2	1	1	3	2	0	0	0	0	0	51	82	1.80	0.800
47 Scott Eyre, L ERA: 11.42	(6, 1)	1.1	H	7	1	1	1	2	1	1	0	0	0	0	12	28	6.75	1.500
43 Michael Wuertz, R ERA: 1.84	(7, 1)	0.0		1	0	0	0	0	1	0	0	0	0	0	2	6	∞	∞
13 Will Ohman, L ERA: 4.0	(7, 1)	0.1	H	1	0	0	0	0	0	0	0	0	0	0	4	7	0.00	0.000
Bob Howry, R ERA: 2.76	(7, 1)	1.1	B	6	2	1	1	1	0	0	1	0	0	0	11	16	6.75	1.500
48 Neal Cotts, L ERA:	(9, 1)	1.0		4	0	0	0	2	1	0	0	0	0	0	11	16	0.00	1.000
46 Ryan Dempster, R ERA: 2.12	(10, 1)	1.0	W	5	1	0	0	1	0	1	0	0	0	0	7	18	0.00	1.000

TOP

Washington Nationals @ Chicago Cubs

Wrigley Field, Chicago, IL

Sun May 06 2007, 1:20 PM CDT
Att. 40,481 - Partly Cloudy - 56 F

livebaseballscorecards.com

AB	35
R	3
H	6
RBI	3
BB	7
SO	9
LOB	22

WP: 0 PA: 43
PB: 0
SB: 1
CS: 0

BOTTOM

Washington Nationals @ Chicago Cubs

Wrigley Field, Chicago, IL

Sun May 06 2007, 1:20 PM CDT

Att. 40,481 - Partly Cloudy - 56 F

livebaseballscorecards.com

Batter	1	2	3	4	5	6	7	8	9	10	AB	R	H	RBI	BB	SO	LOB
12 Alfonso Soriano, R (1, 7) (10, 4) OBP: 0.330, SLG: 0.485	G4-3		K		2 FC6-4 1B	FC6 1-2f			F9		5	0	1	0	0	1	3
2 Ryan Theriot, R (1, 4) (10, 6) OBP: 0.382, SLG: 0.375	P4		G4-3		FC6-4 16 BB 25 BB HBP 1-2f		P3		16 FC5-2 25 IBB 1B 1-3 2-H		5	1	1	1	0	0	1
25 Derrek Lee, R (1, 3) OBP: 0.496, SLG: 0.612	1B		G6-3		16 BB BB HBP 1-2		P4		16 FC5-2 IBB 1-2		3	0	1	0	2	0	0
16 Aramis Ramirez, R (1, 5) OBP: 0.351, SLG: 0.515	G5-3			K	HBP BB 1-2 2-3		K		FC5-2 1-2 2-3 3-Hf		4	0	0	0	1	2	4
Jacque Jones, L (1, 8) (6, 9) (7, 8) OBP: 0.366, SLG: 0.406		G4-3		2B 2B	G5-4-3 HBP 1-2 2-3 3-H			G4-3	G3		4	1	1	1	0	0	3
Mark DeRosa, R (1, 9) OBP: 0.347, SLG: 0.494 47 Scott Eyre, L (6, 1) 43 Michael Wuertz, R (7, 1) 13 Will Ohman, L (7, 1) 19 Matt Murton, R (7, 9) OBP: 0.333, SLG: 0.346		G4-3		2-H 2B	G5-4-3 1-2f			F9		24 1B 32 1B 2B	3 0 0 0 2	0 0 0 0 1	1 0 0 0 1	1 0 0 0 1	0 0 0 0 0	0 0 0 0 0	3 0 0 0 0
Michael Barrett, R (1, 2) OBP: 0.287, SLG: 0.378	1B	1B		K	P3			F8		G5-3	5	0	1	0	0	1	2
Cesar Izturis, S (1, 6) OBP: 0.300, SLG: 0.290 15 Cliff Floyd, L (9, PH) OBP: 0.343, SLG: 0.431 Jason Marquis, L (9, PR) OBP: 0.235, SLG: 0.313 46 Ryan Dempster, R (10, 1) 24 Henry Blanco, R (10, PH) OBP: 0.333, SLG: 0.438		1-3 1B		IBB	12 FC6 HBP				32 1B 2 1B BB	32 1B 2-3 1B	1 0 0 0 1	0 0 1 0 0	1 0 0 0 1	0 0 0 0 0	1 0 0 0 0	0 0 0 0 0	0 0 0 0 0
37 Angel Guzman, R (1, 1) 17 Felix Pie, L (6, 8) OBP: 0.240, SLG: 0.388 Bob Howry, L (7, 1) 48 Neal Cotts, L (9, 1) 32 Daryle Ward, L (9, PH) (10, 7) OBP: 0.579, SLG: 0.417		G5-3		G4-3	1 SAFE L6				2 1B 16 FC5-2 1-2	1-2 3-H	2 1 0 0 2	0 0 0 0 0	0 0 0 0 2	0 0 0 0 1	0 0 0 0 0	0 0 0 0 0	4 1 0 0 0

Inning Stats										
	R: 0 H: 1 E: 0 LOB: 1 K: 0 BB: 0 S: 8 P: 11	R: 0 H: 2 E: 0 LOB: 2 K: 0 BB: 0 S: 11 P: 22	R: 0 H: 0 E: 0 LOB: 0 K: 1 BB: 0 S: 8 P: 14	R: 1 H: 2 E: 0 LOB: 2 K: 2 BB: 1 S: 11 P: 21	R: 1 H: 1 E: 0 LOB: 2 K: 0 BB: 2 S: 10 P: 22	R: 0 H: 0 E: 0 LOB: 1 K: 0 BB: 0 S: 9 P: 12	R: 0 H: 0 E: 0 LOB: 0 K: 1 BB: 0 S: 7 P: 10	R: 0 H: 0 E: 0 LOB: 0 K: 0 BB: 0 S: 11 P: 15	R: 1 H: 2 E: 0 LOB: 3 K: 0 BB: 2 S: 18 P: 33	R: 1 H: 3 E: 0 LOB: 2 K: 0 BB: 0 S: 8 P: 13

1B: 8	SF: 0
2B: 3	SAC: 0
3B: 0	DP: 1
HR: 0	HBP: 2

WP: 0	PA: 45
PB: 0	
SB: 0	
CS: 0	

AB	38
R	4
H	11
RBI	4
BB	5
SO	4
LOB	21

PITCHER		IP	WLS	BF	H	R	ER	SO	BB	IBB	HBP	BLK	WP	HR	S	P	ERA	WHIP
41 Shawn Hill, R ERA: 3.0	(1, 1)	6.0		28	6	2	2	3	2	1	2	0	0	0	57	102	3.00	1.333
Jon Rauch, R ERA: 4.67	(7, 1)	2.0	H	6	0	0	0	1	0	0	0	0	0	0	18	25	0.00	0.000
32 Chad Cordero, R ERA: 4.7	(9, 1)	1.0	B	7	2	1	1	0	1	1	0	0	0	0	18	33	9.00	3.000
35 Ryan Wagner, R ERA: 5.74	(10, 1)	0.1	L	4	3	1	1	0	0	0	0	0	0	0	8	13	27.00	9.000

PITCHER	IP	WLS	BF	H	R	ER	SO	BB	IBB	HBP	BLK	WP	HR	S	P	ERA	WHIP

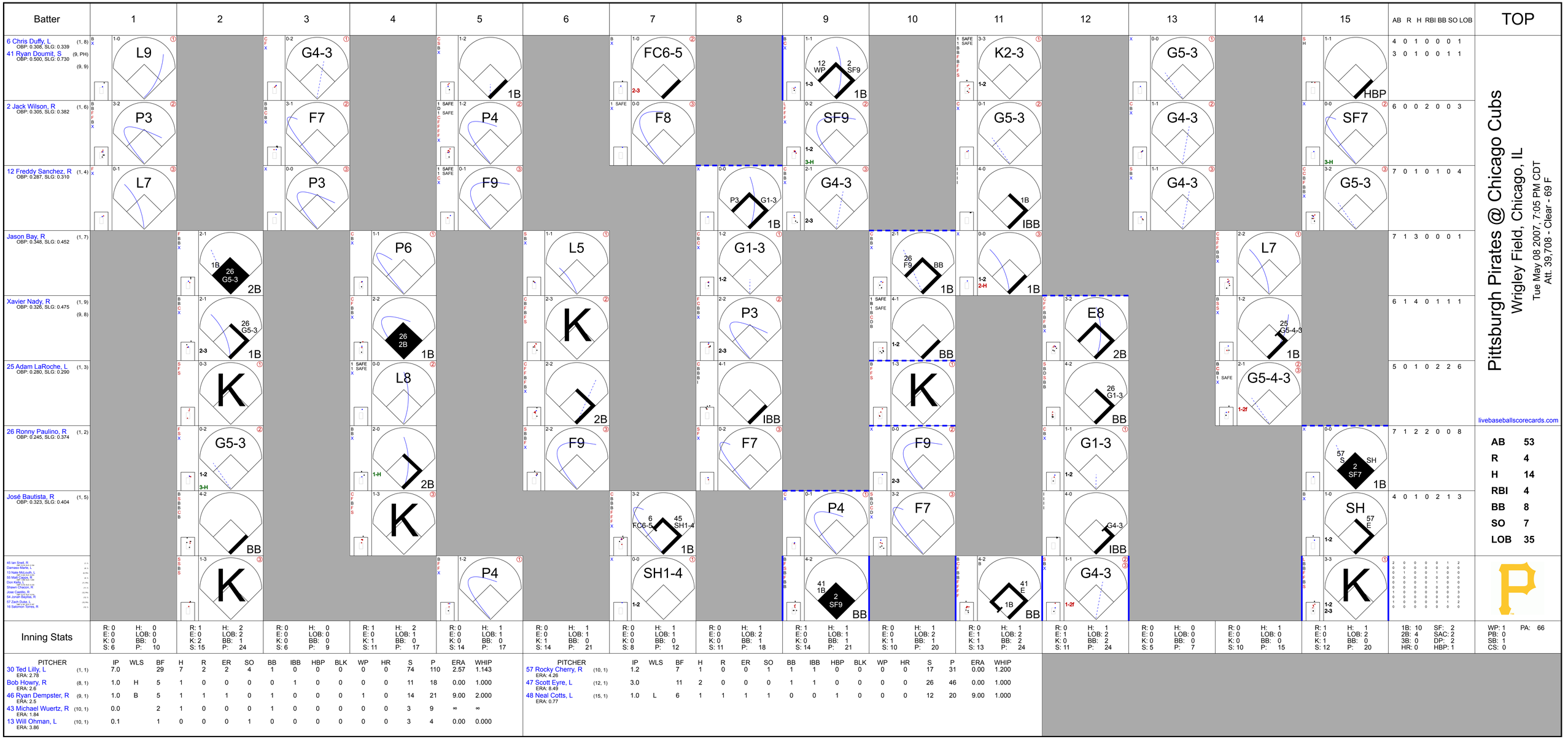
Batter
1
2
3
4
5
6
7
8
9
10
11
12
13
14
15
AB R H RBI BB SO LOB
TOP
6 Chris Duffy, L (1, 8) OBP: 0.368, SLG: 0.339
41 Ryan Doumit, S (9, PH) (9, 9) OBP: 0.500, SLG: 0.730
2 Jack Wilson, R (1, 6) OBP: 0.305, SLG: 0.382
12 Freddy Sanchez, R (1, 4) OBP: 0.287, SLG: 0.310
Jason Bay, R (1, 7) OBP: 0.348, SLG: 0.452
Xavier Nady, R (1, 9) (9, 8) OBP: 0.326, SLG: 0.475
25 Adam LaRoche, L (1, 3) OBP: 0.280, SLG: 0.290
26 Ronny Paulino, R (1, 2) OBP: 0.245, SLG: 0.374
José Bautista, R (1, 5) OBP: 0.323, SLG: 0.404
45 Ian Snell, R
Damaso Marte, L
13 Nate McLouth, L
55 Matt Capps, R
Don Kelly, L
Shawn Chacon, R
Jose Castillo, R
54 Jonah Bayliss, R
57 Zach Duke, L
16 Salomon Torres, R
L9
P3
L7
G4-3
F7
P3
FC6-5
2-3
F8
P4
F9
1B
P3 G1-3 1B
L5
K
2B
F9
6 FC6-5 45 SH1-4 1B
SH1-4
P4
12 WP 2 SF9 1B
SF9
G4-3
P4
41 1B 2 SF9 BB
K2-3
G5-3
G4-3
1B
IBB
26 F9 BB 1B
BB
P6
26 G5-3 2B
26 2B 1B
L8
2B
K
G5-3
1-H
2B
K
BB
K
P4
G5-3
G4-3
G4-3
E8 2B
26 G1-3 BB
K
F9
G1-3
P7
G4-3
IBB
41 E 1B BB
G4-3
L7
25 G5-4-3 1B
G5-4-3
1-2f
HBP
SF7
3-H
G5-3
SH
57 S 2 SF7 1B
SH
57 E
K
1-2 2-3
livebaseballscorecards.com
Pittsburgh Pirates @ Chicago Cubs
Wrigley Field, Chicago, IL
Tue May 08 2007, 7:05 PM CDT
Att. 39,708 - Clear - 69 F
6 Chris Duffy, L 4 0 1 0 0 0 1
41 Ryan Doumit, S 3 0 1 0 0 1 1
2 Jack Wilson, R 6 0 0 2 0 0 3
12 Freddy Sanchez, R 7 0 1 0 1 0 4
Jason Bay, R 7 1 3 0 0 0 1
Xavier Nady, R 6 1 4 0 1 1 1
25 Adam LaRoche, L 5 0 1 0 2 2 6
26 Ronny Paulino, R 7 1 2 2 0 0 8
José Bautista, R 4 0 1 0 2 1 3
AB 53
R 4
H 14
RBI 4
BB 8
SO 7
LOB 35
Inning Stats
R: 0 H: 0 E: 0 LOB: 0 K: 0 BB: 0 S: 6 P: 10
R: 1 H: 2 E: 0 LOB: 2 K: 2 BB: 1 S: 15 P: 24
R: 0 H: 0 E: 0 LOB: 0 K: 0 BB: 0 S: 6 P: 9
R: 1 H: 2 E: 0 LOB: 1 K: 1 BB: 0 S: 11 P: 17
R: 0 H: 1 E: 0 LOB: 1 K: 0 BB: 0 S: 14 P: 17
R: 0 H: 1 E: 0 LOB: 1 K: 1 BB: 0 S: 14 P: 21
R: 0 H: 1 E: 0 LOB: 1 K: 0 BB: 0 S: 8 P: 12
R: 0 H: 1 E: 0 LOB: 2 K: 0 BB: 1 S: 11 P: 18
R: 1 H: 1 E: 0 LOB: 1 K: 0 BB: 1 S: 14 P: 21
R: 0 H: 1 E: 0 LOB: 2 K: 1 BB: 1 S: 10 P: 20
R: 0 H: 1 E: 1 LOB: 2 K: 1 BB: 2 S: 13 P: 24
R: 0 H: 1 E: 1 LOB: 2 K: 0 BB: 2 S: 11 P: 24
R: 0 H: 0 E: 0 LOB: 0 K: 0 BB: 0 S: 5 P: 7
R: 0 H: 1 E: 0 LOB: 0 K: 0 BB: 0 S: 10 P: 15
R: 1 H: 1 E: 0 LOB: 2 K: 1 BB: 0 S: 12 P: 20
1B: 10 2B: 4 3B: 0 HR: 0
SF: 2 SAC: 2 DP: 2 HBP: 1
WP: 1 PB: 0 SB: 1 CS: 0
PA: 66
PITCHER IP WLS BF H R ER SO BB IBB HBP BLK WP HR S P ERA WHIP
30 Ted Lilly, L (1, 1) ERA: 2.78 7.0 29 7 2 2 4 1 0 0 0 0 0 74 110 2.57 1.143
Bob Howry, R (8, 1) ERA: 2.6 1.0 H 5 1 0 0 0 0 1 0 0 0 0 11 18 0.00 1.000
46 Ryan Dempster, R (9, 1) ERA: 2.5 1.0 B 5 1 1 1 0 1 0 0 0 1 0 14 21 9.00 2.000
43 Michael Wuertz, R (10, 1) ERA: 1.84 0.0 2 1 0 0 0 1 0 0 0 0 0 3 9 ∞ ∞
13 Will Ohman, L (10, 1) ERA: 3.86 0.1 1 0 0 0 1 0 0 0 0 0 0 3 4 0.00 0.000
PITCHER IP WLS BF H R ER SO BB IBB HBP BLK WP HR S P ERA WHIP
57 Rocky Cherry, R (10, 1) ERA: 4.26 1.2 7 1 0 0 1 1 0 0 0 0 0 17 31 0.00 1.200
47 Scott Eyre, L (12, 1) ERA: 8.49 3.0 11 2 0 0 0 1 1 0 0 0 0 26 46 0.00 1.000
48 Neal Cotts, L (15, 1) ERA: 0.77 1.0 L 6 1 1 1 1 0 0 1 0 0 0 12 20 9.00 1.000

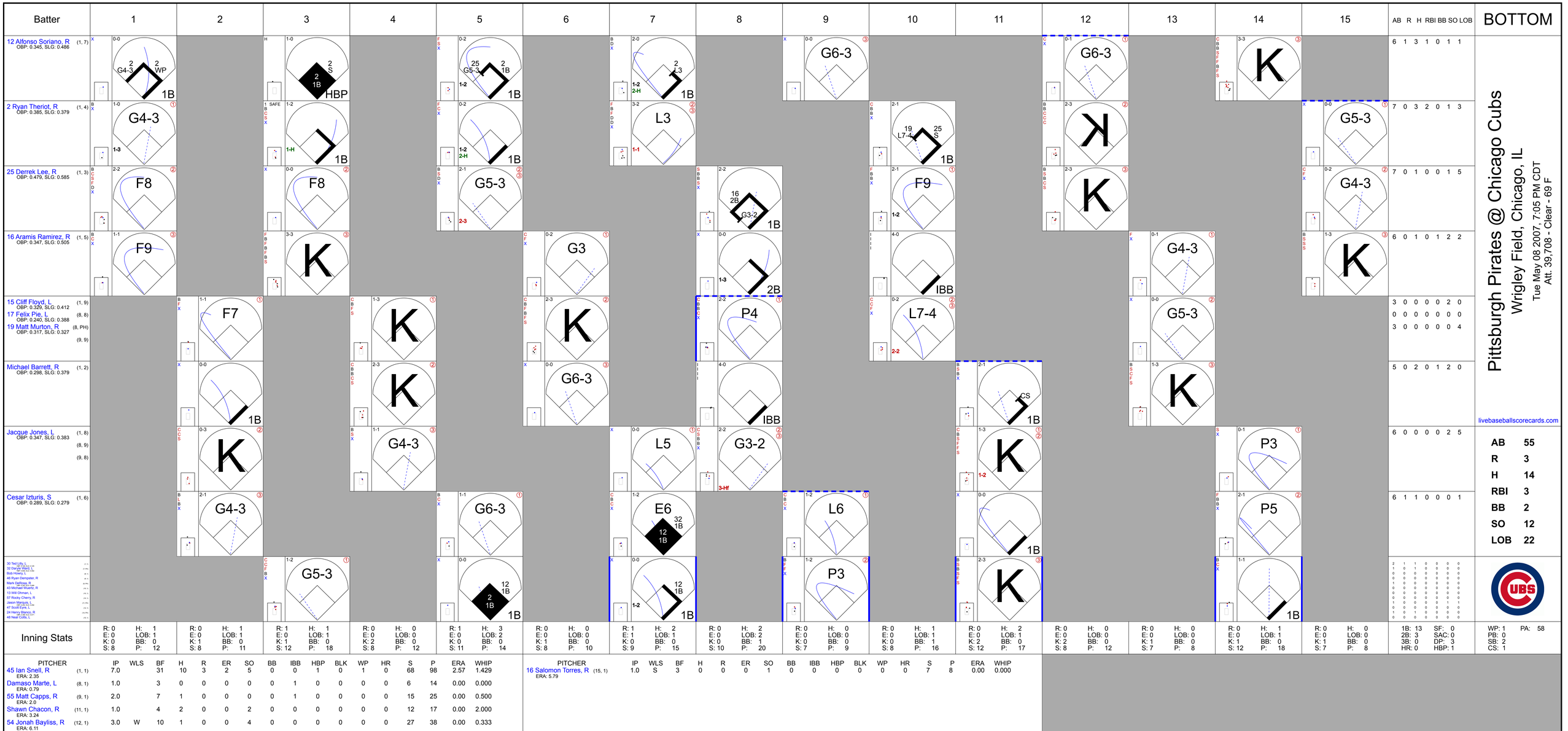
Batter
1
2
3
4
5
6
7
8
9
10
11
12
13
14
15
AB R H RBI BB SO LOB
BOTTOM
12 Alfonso Soriano, R (1, 7) OBP: 0.345, SLG: 0.486
2 Ryan Theriot, R (1, 4) OBP: 0.385, SLG: 0.379
25 Derrek Lee, R (1, 3) OBP: 0.479, SLG: 0.585
16 Aramis Ramirez, R (1, 5) OBP: 0.347, SLG: 0.505
15 Cliff Floyd, L (1, 9) OBP: 0.329, SLG: 0.412
17 Felix Pie, L (8, 8) OBP: 0.240, SLG: 0.388
19 Matt Murton, R (8, PH) (9, 9) OBP: 0.317, SLG: 0.327
Michael Barrett, R (1, 2) OBP: 0.298, SLG: 0.379
Jacque Jones, L (1, 8) (8, 9) (9, 8) OBP: 0.347, SLG: 0.383
Cesar Izturis, S (1, 6) OBP: 0.289, SLG: 0.279
30 Ted Lilly, L
32 Daryle Ward, L
Bob Howry, L
46 Ryan Dempster, R
Mark DeRosa, R
43 Michael Wuertz, R
13 Will Ohman, L
57 Rocky Cherry, R
Jason Marquis, L
47 Scott Eyre, L
24 Henry Blanco, R
48 Neal Cotts, L
Pittsburgh Pirates @ Chicago Cubs
Wrigley Field, Chicago, IL
Tue May 08 2007, 7:05 PM CDT
Att. 39,708 - Clear - 69 F
livebaseballscorecards.com
AB 55
R 3
H 14
RBI 3
BB 2
SO 12
LOB 22
Inning Stats
PITCHER IP WLS BF H R ER SO BB IBB HBP BLK WP HR S P ERA WHIP
45 Ian Snell, R (1, 1) ERA: 2.35 7.0 31 10 3 2 5 0 0 1 0 1 0 68 98 2.57 1.429
Damaso Marte, L (8, 1) ERA: 0.79 1.0 3 0 0 0 0 0 1 0 0 0 0 6 14 0.00 0.000
55 Matt Capps, R (9, 1) ERA: 2.0 2.0 7 1 0 0 0 0 1 0 0 0 0 15 25 0.00 0.500
Shawn Chacon, R (11, 1) ERA: 3.24 1.0 4 2 0 0 2 0 0 0 0 0 0 12 17 0.00 2.000
54 Jonah Bayliss, R (12, 1) ERA: 6.11 3.0 W 10 1 0 0 4 0 0 0 0 0 0 27 38 0.00 0.333
PITCHER IP WLS BF H R ER SO BB IBB HBP BLK WP HR S P ERA WHIP
16 Salomon Torres, R (15, 1) ERA: 5.79 1.0 S 3 0 0 0 1 0 0 0 0 0 0 0 7 8 0.00 0.000
1B: 13 SF: 0
2B: 3 SAC: 0
3B: 0 DP: 3
HR: 0 HBP: 1
WP: 1 PA: 58
PB: 0
SB: 2
CS: 1

Batter	1	2	3	4	5	6	7	8	9	AB	R	H	RBI	BB	SO	LOB
6 Chris Duffy, L (1, 8) OBP: 0.299, SLG: 0.328	C B F B F S 2-3 ① K			B F B X 2-1 ① F8		B B C X 2-1 ③ G3-1			C X 0-1 ① G4-3	4	0	0	0	0	1	1
12 Freddy Sanchez, R (1, 4) OBP: 0.277, SLG: 0.298	C X 0-1 ② P6			B X 1-0 ② G6-3			F B X 1-1 ① G4-3		F F B X 1-2 ② F9	4	0	0	0	0	0	0
Jason Bay, R (1, 7) OBP: 0.338, SLG: 0.438	B F F X 1-2 ③ P4			S F B S 1-3 ③ K			C B X 1-1 ② F8		C B F S 1-3 ③ K	4	0	0	0	0	2	0
41 Ryan Doumit, S (1, 2) OBP: 0.489, SLG: 0.725		B X 1-0 ① F8			B X 1-0 ① F8		B B C X 2-1 2B			3	0	1	0	0	0	0
Xavier Nady, R (1, 9) OBP: 0.315, SLG: 0.458		B C F B F F B S 3-3 ② K			C B B F X 2-2 ② L5		C B X 1-1 ③ G4-3			3	0	0	0	0	1	1
25 Adam LaRoche, L (1, 3) OBP: 0.273, SLG: 0.282		B C B F B F X 3-2 ③ P6			B X 1-0 ③ L3			F C B X 1-2 ① F7		3	0	0	0	0	0	0
José Bautista, R (1, 5) OBP: 0.323, SLG: 0.402			C X 0-1 ① F8			X 0-0 ① G4-3		B C B X 2-1 1B		3	0	1	0	0	0	0
Don Kelly, L (1, 6) OBP: 0.318, SLG: 0.167			B C F B B X 3-2 ② L3			C B B X 2-1 24 SH1-4 1B		C B X 1-1 ② F8		3	0	1	0	0	0	1
24 Tom Gorzelanny, R (1, 1)			C T F B S 1-3 ③ K			X 0-0 ② SH1-4 1-2		C T F F X 0-2 ③ P4		1	0	0	0	0	1	0
35 Brad Eldred, R (8, PH) OBP: 0.158, SLG: 0.324										1	0	0	0	0	0	1
Shawn Chacon, R (8, 1)										0	0	0	0	0	0	0
34 John Grabow, L (8, 1)										0	0	0	0	0	0	0
Inning Stats	R: 0 E: 0 K: 1 S: 9 H: 0 LOB: 0 BB: 0 P: 12	R: 0 E: 0 K: 1 S: 10 H: 0 LOB: 0 BB: 0 P: 17	R: 0 E: 0 K: 1 S: 9 H: 0 LOB: 0 BB: 0 P: 13	R: 0 E: 0 K: 1 S: 6 H: 0 LOB: 0 BB: 0 P: 10	R: 0 E: 0 K: 0 S: 5 H: 0 LOB: 0 BB: 0 P: 9	R: 0 E: 0 K: 0 S: 6 H: 1 LOB: 1 BB: 0 P: 10	R: 0 E: 0 K: 0 S: 8 H: 1 LOB: 1 BB: 0 P: 13	R: 0 E: 0 K: 0 S: 12 H: 1 LOB: 1 BB: 0 P: 16	R: 0 E: 0 K: 1 S: 8 H: 0 LOB: 0 BB: 0 P: 10	1B: 2 2B: 1 3B: 0 HR: 0 SF: 0 SAC: 1 DP: 0 HBP: 0						

PITCHER	IP	WLS	BF	H	R	ER	SO	BB	IBB	HBP	BLK	WP	HR	S	P	ERA	WHIP
Jason Marquis, R (1, 1) ERA: 1.7	9.0	W	30	3	0	0	5	0	0	0	0	0	0	73	110	0.00	0.333

PITCHER	IP	WLS	BF	H	R	ER	SO	BB	IBB	HBP	BLK	WP	HR	S	P	ERA	WHIP

TOP

Pittsburgh Pirates @ Chicago Cubs

Wrigley Field, Chicago, IL

Wed May 09 2007, 7:05 PM CDT

Att. 40,264 - Clear - 68 F

livebaseballscorecards.com

AB	29
R	0
H	3
RBI	0
BB	0
SO	5
LOB	4

PA: 30

WP: 0 PB: 0 SB: 0 CS: 0

BOTTOM

Pittsburgh Pirates @ Chicago Cubs

Wrigley Field, Chicago, IL

Wed May 09 2007, 7:05 PM CDT

Att. 40,264 - Clear - 68 F

Batter	1	2	3	4	5	6	7	8	9	AB	R	H	RBI	BB	SO	LOB
12 Alfonso Soriano, R (1, 7) OBP: 0.342, SLG: 0.505	F X 0-1 HR		F F B S 1-3 K ②		B B F C S 2-3 K ②		B S S B S 2-3 K ②			4	1	1	1	0	3	0
2 Ryan Theriot, R (1, 6) OBP: 0.380, SLG: 0.374	F B B F F B X 3-2 L8 ①		B B C X 2-1 G5-3 ③		X 0-0 1B		X 0-0 G5-3 ③			4	0	1	0	0	0	0
25 Derrek Lee, R (1, 3) OBP: 0.473, SLG: 0.575	B B X 2-0 P4 ②			X 0-0 2B 1B	F B X 1-1 P4 ③			S F S 0-3 K ①		4	0	1	0	0	1	1
16 Aramis Ramirez, R (1, 5) OBP: 0.344, SLG: 0.495	B C X 1-1 G4-3 ③			B X 1-0 F9 ①		B B F B X 3-1 F8 ①		C X 0-1 19 2B FC5-2 1B		4	0	1	0	0	0	1
19 Matt Murton, R (1, 9) OBP: 0.328, SLG: 0.356		B B X 2-0 P3 ①		F X 0-1 F9 ②		S X 0-1 WP 1B		B F B D X 3-1 FC5-2 1-3 FC1-2 2B		4	0	2	0	0	0	1
Michael Barrett, R (1, 2) OBP: 0.314, SLG: 0.406		X 0-0 2B		1 SAFE S B B F X 2-2 1-3 2B		C F X 0-2 F9 ②		I I I 4-0 FC1-2 FC5-2 IBB		3	0	2	0	1	0	1
Mark DeRosa, R (1, 4) OBP: 0.350, SLG: 0.478		X 0-0 G6-3 ②		B I I I 4-0 IBB		B B B C B 4-1 1-2 BB		B C B B X 3-1 FC5-2 FC1-2 1-2 2-3 3-Hf ②		2	0	0	0	2	0	4
Jacque Jones, L (1, 8) OBP: 0.336, SLG: 0.369 17 Felix Pie, L (9, 8) OBP: 0.240, SLG: 0.388		C S B X 1-2 G4-3 ③		B S S X 1-2 G4-3 ③		X 0-0 F7 ③		C X 0-1 FC1-2 1-2 2-3 3-Hf ③		4 0	0 0	0 0	0 0	0 0	0 0	9 0
Jason Marquis, L (1, 1) OBP: 0.190, SLG: 0.250			C M S 0-3 K ①		C S C 0-3 K ①		S L X 0-2 G5-3 ①			3	0	0	0	0	2	0
Inning Stats	R: 1 H: 1 E: 0 LOB: 0 K: 0 BB: 0 S: 9 P: 15	R: 0 H: 1 E: 0 LOB: 1 K: 0 BB: 0 S: 6 P: 9	R: 0 H: 0 E: 0 LOB: 0 K: 2 BB: 0 S: 8 P: 11	R: 0 H: 2 E: 0 LOB: 3 K: 0 BB: 1 S: 10 P: 18	R: 0 H: 1 E: 0 LOB: 1 K: 2 BB: 0 S: 9 P: 12	R: 0 H: 1 E: 0 LOB: 2 K: 0 BB: 1 S: 9 P: 16	R: 0 H: 0 E: 0 LOB: 0 K: 1 BB: 0 S: 7 P: 9	R: 0 H: 2 E: 0 LOB: 3 K: 1 BB: 1 S: 11 P: 21		1B: 4 SF: 0 2B: 3 SAC: 0 3B: 0 DP: 0 HR: 1 HBP: 0						

livebaseballscorecards.com

AB	32
R	1
H	8
RBI	1
BB	3
SO	6
LOB	17

WP: 1 PA: 35
PB: 0
SB: 0
CS: 0

PITCHER		IP	WLS	BF	H	R	ER	SO	BB	IBB	HBP	BLK	WP	HR	S	P	ERA	WHIP
24 Tom Gorzelanny, L ERA: 2.72	(1, 1)	7.0	L	29	6	1	1	5	1	1	0	0	1	1	58	90	1.29	1.000
Shawn Chacon, R ERA: 3.16	(8, 1)	0.2		5	2	0	0	1	0	1	0	0	0	0	9	19	0.00	3.000
34 John Grabow, L ERA: 4.76	(8, 1)	0.1		1	0	0	0	0	0	0	0	0	0	0	2	2	0.00	0.000

PITCHER	IP	WLS	BF	H	R	ER	SO	BB	IBB	HBP	BLK	WP	HR	S	P	ERA	WHIP

Batter	1	2	3	4	5	6	7	8	9	AB	R	H	RBI	BB	SO	LOB
12 Freddy Sanchez, R (1, 4) OBP: 0.291, SLG: 0.306	B F F H 2-2 2B 2B HBP	C S S 0-3 ③ K		F S F B X 1-2 1B		B S X 1-1 ③ F8			X 0-0 1B	4	1	2	0	0	1	0
José Bautista, R (1, 5) OBP: 0.318, SLG: 0.402	B C X 1-1 1-3 2B 2B		C B F F S 1-3 ① K	B X 1-0 ③ G4-3			C C B B C 2-3 ① K		X 0-0 ③ G2-3	5	1	1	0	0	2	2
Jason Bay, R (1, 7) OBP: 0.342, SLG: 0.470	B B B C S F X 3-2 41 1B SF7 2-H 3-H 2B		B X 1-0 ② G6-3		B C X 1-1 HR		B B F X 2-1 ② F7			4	2	2	3	0	0	0
41 Ryan Doumit, S (1, 9) OBP: 0.510, SLG: 0.744	B X 1-0 25 E 2-3 1B		B B B C F B 4-2 E BB		B B C B X 3-1 2B		C S S 0-3 ③ K			3	1	2	0	1	1	0
Xavier Nady, R (1, 8) OBP: 0.301, SLG: 0.442 6 Chris Duffy, L (8, 8) OBP: 0.299, SLG: 0.328	B S B B B S F F X 3-2 ① SF7 3-H		B S X 1-1 E9 25 1B 1-H		F B F F X 1-2 ① F7			S F B S 1-3 ① K		3 0	1 0	0 0	1 0	0 0	1 0	1 0
25 Adam LaRoche, L (1, 3) OBP: 0.280, SLG: 0.283	B S C 1 F F X SAFE 1-2 ② F8 1-2		C S E D F X 1-2 2-H 1B		B B B B 4-0 26 G6-4-3 BB			B B X 2-0 ② F8		3	0	1	1	1	0	1
26 Ronny Paulino, R (1, 2) OBP: 0.236, SLG: 0.359	F S F B C 1-3 ③ K		X 0-0 ③ G4-3		B X 1-0 ②③ G6-4-3 1-2f			F F B X 1-2 ③ P3		4	0	0	0	0	1	4
2 Jack Wilson, R (1, 6) OBP: 0.297, SLG: 0.370		B C F F F X 1-2 ① F9		X 0-0 ① G4-3		C B X 1-1 ① P3			C C X 0-2 ① G6-3	4	0	0	0	0	0	0
28 Paul Maholm, L (1, 1) OBP: 0.143, SLG: 0.143 55 Matt Capps, R (8, 1) OBP: 1.000, SLG: 1.000 13 Nate McLouth, L (9, PH) OBP: 0.314, SLG: 0.323 16 Salomon Torres, R (9, 1)		C B F F B F B C 3-3 ② K		C B C B C 2-3 ② K		S S B F B C 2-3 ② K			C B C F F B F F F 2-3 S ② K	3 0 1 0	0 0 0 0	0 0 0 0	0 0 0 0	0 0 1 0	3 0 0 0	0 0 0 0
Inning Stats	R: 3 H: 3 E: 1 LOB: 1 K: 1 BB: 0 S: 23 P: 35	R: 0 H: 0 E: 0 LOB: 0 K: 2 BB: 0 S: 12 P: 16	R: 2 H: 1 E: 1 LOB: 1 K: 1 BB: 1 S: 15 P: 23	R: 0 H: 1 E: 0 LOB: 1 K: 1 BB: 0 S: 9 P: 13	R: 1 H: 2 E: 0 LOB: 1 K: 0 BB: 1 S: 8 P: 18	R: 0 H: 0 E: 0 LOB: 0 K: 1 BB: 0 S: 8 P: 12	R: 0 H: 0 E: 0 LOB: 0 K: 2 BB: 0 S: 8 P: 12	R: 0 H: 0 E: 0 LOB: 0 K: 1 BB: 0 S: 7 P: 11	R: 0 H: 1 E: 0 LOB: 1 K: 1 BB: 0 S: 13 P: 15	1B: 4 SF: 1 2B: 3 SAC: 0 3B: 0 DP: 1 HR: 1 HBP: 1						

TOP

Pittsburgh Pirates @ Chicago Cubs

Wrigley Field, Chicago, IL

Thu May 10 2007, 1:20 PM CDT

Att. 41,101 - Sunny - 76 F

livebaseballscorecards.com

AB	34
R	6
H	8
RBI	5
BB	2
SO	10
LOB	8

PITCHER		IP	WLS	BF	H	R	ER	SO	BB	IBB	HBP	BLK	WP	HR	S	P	ERA	WHIP
38 Carlos Zambrano, R ERA: 5.83	(1, 1)	6.0	L	28	7	6	4	6	2	0	1	0	0	1	75	117	6.00	1.500
57 Rocky Cherry, R ERA: 3.24	(7, 1)	2.0		6	0	0	0	3	0	0	0	0	0	0	15	23	0.00	0.000
43 Michael Wuertz, R ERA: 1.72	(9, 1)	1.0		4	1	0	0	1	0	0	0	0	0	0	13	15	0.00	1.000

PITCHER	IP	WLS	BF	H	R	ER	SO	BB	IBB	HBP	BLK	WP	HR	S	P	ERA	WHIP

Batter	1	2	3	4	5	6	7	8	9	AB	R	H	RBI	BB	SO	LOB
12 Alfonso Soriano, R (1, 7) OBP: 0.347, SLG: 0.500	BBBCFB 4-2 2 G6-4-3 BB		X 0-0 ②③ G6-4-3 1-2f			CBX 1-1 2 FC6-4 1B		CFX 0-2 ② P3		3	0	1	0	1	0	1
2 Ryan Theriot, R (1, 6) OBP: 0.375, SLG: 0.368	CFBBBX 2-2 ①② G6-4-3 1-2f			CX 0-1 ① F9		X 0-0 ② FC6-4 1-2f		CBBBCFX 3-2 1B		4	0	1	0	0	0	2
25 Derrek Lee, R (1, 3) OBP: 0.467, SLG: 0.565	BCX 1-1 ③ P3			CCX 0-2 16 G6-4-3 1B		FBCBS 2-3 ③ K		CBFFFBFBS 3-3 ③ K		4	0	1	0	0	2	2
16 Aramis Ramirez, R (1, 5) OBP: 0.341, SLG: 0.513		BX 1-0 HR		X 0-0 ②③ G6-4-3 1-2f			CBX 1-1 ① G5-3		BCBFS 2-3 ① K	4	1	1	1	0	1	1
19 Matt Murton, R (1, 9) OBP: 0.309, SLG: 0.333		X 0-0 ① G6-3			FBX 1-1 ① F9		SBCX 1-2 ② G1-3		BSFS 1-3 ② K	4	0	0	0	0	1	0
Mark DeRosa, R (1, 4) OBP: 0.340, SLG: 0.462 32 Daryle Ward, L (9, PH) OBP: 0.571, SLG: 0.429		CCBFS 1-3 ② K			FCBS 1-3 ② K		CX 0-1 ③ G5-3		BCSX 1-2 ③ F9	3 1	0 0	0 0	0 0	0 0	2 0	0 0
24 Henry Blanco, R (1, 2) OBP: 0.318, SLG: 0.400 43 Michael Wuertz, R (9, 1)		X 0-0 ③ G6-3			BBBCX 3-1 ③ L7			BCCBX 2-2 ① G6-3		3 0	0 0	0 0	0 0	0 0	0 0	0 0
29 Ángel Pagán, S (1, 8) OBP: 0.667, SLG: 1.667			CFBBBBFFFF 3-3 C ① K			X 0-0 HR		X 0-0 HR 1B		3	2	2	1	0	1	0
38 Carlos Zambrano, S (1, 1) OBP: 0.250, SLG: 0.500 Jacque Jones, L (6, PH) OBP: 0.333, SLG: 0.366 57 Rocky Cherry, R (7, 1) Michael Barrett, R (8, PH) OBP: 0.319, SLG: 0.439 (9, 2)			BCX 1-1 12 G6-4-3 1B			CX 0-1 ① G4-3		FBX 1-1 1-H HR		1 1 0 1	0 0 0 1	1 0 0 1	0 0 0 2	0 0 0 0	0 0 0 0	0 0 0 0
Inning Stats	R: 0 E: 0 K: 0 S: 8 H: 0 LOB: 0 BB: 1 P: 15	R: 1 E: 0 K: 1 S: 7 H: 1 LOB: 0 BB: 0 P: 9	R: 0 E: 0 K: 1 S: 10 H: 1 LOB: 0 BB: 0 P: 14	R: 0 E: 0 K: 0 S: 6 H: 1 LOB: 0 BB: 0 P: 6	R: 0 E: 0 K: 1 S: 7 H: 0 LOB: 0 BB: 0 P: 12	R: 1 E: 0 K: 1 S: 9 H: 2 LOB: 1 BB: 0 P: 12	R: 0 E: 0 K: 0 S: 7 H: 0 LOB: 0 BB: 0 P: 9	R: 2 E: 0 K: 1 S: 19 H: 3 LOB: 1 BB: 0 P: 28	R: 0 E: 0 K: 2 S: 9 H: 0 LOB: 0 BB: 0 P: 13	1B: 5 2B: 0 3B: 0 HR: 3	SF: 0 SAC: 0 DP: 3 HBP: 0						

BOTTOM

Pittsburgh Pirates @ Chicago Cubs

Wrigley Field, Chicago, IL

Thu May 10 2007, 1:20 PM CDT

Att. 41,101 - Sunny - 76 F

livebaseballscorecards.com

AB	32
R	4
H	8
RBI	4
BB	1
SO	7
LOB	6

WP: 0 PB: 0 SB: 0 CS: 0 PA: 33

PITCHER		IP	WLS	BF	H	R	ER	SO	BB	IBB	HBP	BLK	WP	HR	S	P	ERA	WHIP
28 Paul Maholm, L ERA: 5.4	(1, 1)	7.1	W	27	7	4	4	4	1	0	0	0	0	3	60	86	4.91	1.091
55 Matt Capps, R ERA: 1.93	(8, 1)	0.2	H	3	1	0	0	1	0	0	0	0	0	0	13	19	0.00	1.500
16 Salomon Torres, R ERA: 5.4	(9, 1)	1.0	S	3	0	0	0	2	0	0	0	0	0	0	9	13	0.00	0.000

PITCHER	IP	WLS	BF	H	R	ER	SO	BB	IBB	HBP	BLK	WP	HR	S	P	ERA	WHIP

Chicago Cubs @ Philadelphia Phillies

Citizens Bank Park, Philadelphia, PA

Fri May 11 2007, 7:05 PM EDT

Att. 42,473 - Partly Cloudy - 82 F

TOP

livebaseballscorecards.com

Batter	1	2	3	4	5	6	7	8	9	AB	R	H	RBI	BB	SO	LOB
12 Alfonso Soriano, R (1, 7) OBP: 0.350, SLG: 0.530	G5-3		HR		2B		G4-3		G4-3	5	1	2	1	0	0	2
2 Ryan Theriot, R (1, 6) (6, 4) OBP: 0.370, SLG: 0.374	K		2B		K		K			4	0	1	0	0	3	1
25 Derrek Lee, R (1, 3) OBP: 0.455, SLG: 0.548	F8		G3		G5-3			F9		4	0	0	0	0	0	2
16 Aramis Ramirez, R (1, 5) OBP: 0.338, SLG: 0.529		K	HR			G4-3		F9		4	1	1	1	0	1	0
Michael Barrett, R (1, 2) OBP: 0.317, SLG: 0.432		G5-3		G1-3		K		1B		4	0	1	0	0	1	0
19 Matt Murton, R (1, 9) OBP: 0.333, SLG: 0.348		BB		1B		BB		F8		3	0	2	0	1	0	1
Mark DeRosa, R (1, 4) OBP: 0.339, SLG: 0.453		F7		F9		1B			G5-3	2	0	0	0	1	0	2
48 Neal Cotts, L (7, 1)										0	0	0	0	0	0	0
32 Daryle Ward, L (9, PH) OBP: 0.545, SLG: 0.400						BB				1	0	0	0	0	0	0
29 Ángel Pagán, S (1, 8) OBP: 0.429, SLG: 0.857			F9	K		F7			G4-3	4	0	1	0	0	1	3
53 Rich Hill, L (1, 1) OBP: 0.118, SLG: 0.125			K		B4				G4-3	2	0	0	0	0	1	0
43 Michael Wuertz, R (6, 1)										0	0	0	0	0	0	0
Cesar Izturis, S (6, 6) OBP: 0.295, SLG: 0.286										2	0	1	0	0	0	1

	AB	35
	R	2
	H	9
	RBI	2
	BB	2
	SO	7
	LOB	12

Inning Stats	1	2	3	4	5	6	7	8	9
	R: 0 H: 0 E: 0 LOB: 0 K: 1 BB: 0 S: 9 P: 15	R: 0 H: 0 E: 0 LOB: 1 K: 1 BB: 1 S: 7 P: 12	R: 1 H: 2 E: 0 LOB: 1 K: 1 BB: 0 S: 10 P: 14	R: 1 H: 2 E: 0 LOB: 1 K: 1 BB: 0 S: 18 P: 26	R: 0 H: 1 E: 0 LOB: 1 K: 1 BB: 0 S: 9 P: 13	R: 0 H: 1 E: 0 LOB: 2 K: 1 BB: 1 S: 12 P: 17	R: 0 H: 1 E: 0 LOB: 0 K: 1 BB: 0 S: 11 P: 13	R: 0 H: 1 E: 0 LOB: 1 K: 0 BB: 0 S: 18 P: 26	R: 0 H: 1 E: 0 LOB: 1 K: 0 BB: 0 S: 7 P: 11

	1B: 5	SF: 0	WP: 0	PA: 37
	2B: 2	SAC: 0	PB: 0	
	3B: 0	DP: 1	SB: 1	
	HR: 2	HBP: 0	CS: 0	

PITCHER		IP	WLS	BF	H	R	ER	SO	BB	IBB	HBP	BLK	WP	HR	S	P	ERA	WHIP
35 Cole Hamels, L ERA: 3.46	(1, 1)	7.0	W	29	7	2	2	7	2	0	0	0	0	2	76	110	2.57	1.286
Geoff Geary, R ERA: 1.5	(8, 1)	1.0		4	1	0	0	0	0	0	0	0	0	0	18	26	0.00	1.000
Antonio Alfonseca, R ERA: 4.58	(9, 1)	1.0		4	1	0	0	0	0	0	0	0	0	0	7	11	0.00	1.000

PITCHER	IP	WLS	BF	H	R	ER	SO	BB	IBB	HBP	BLK	WP	HR	S	P	ERA	WHIP

Batter	1	2	3	4	5	6	7	8	9	AB	R	H	RBI	BB	SO	LOB
11 Jimmy Rollins, S (1, 6) OBP: 0.347, SLG: 0.567	C B F X 1-2 P6 ①		B X 1-0 L6 ②		B C B X 2-1 G6-3 ②		C B X 1-1 F7 ①			4	0	0	0	0	0	1
8 Shane Victorino, S (1, 9) OBP: 0.367, SLG: 0.382	C B B F C 2-3 K ②		X 0-0 F7 ③		B B B B 4-0 BB		1 SAFE 1 SAFE B F 1 SAFE B 1 SAFE X 2-1 1-2 26 1B G5-3 1B			3	1	1	0	1	1	0
Aaron Rowand, R (1, 8) OBP: 0.440, SLG: 0.547	C B B S X 2-2 1B			B B B B 4-0 26 S HR BB	T 1 SAFE C 1 SAFE S 0-3 K ③		F B B B X 3-1 G5-3 ② 1-2 2-3			3	1	1	0	1	1	3
26 Chase Utley, L (1, 4) OBP: 0.390, SLG: 0.547	C B X 1-1 F7 ③			1 SAFE C F H 1-2 HR HBP		C B B B B 4-1 HR BB	X 0-0 2-H 3-H 1B			2	2	1	2	1	0	1
Pat Burrell, R (1, 7) OBP: 0.429, SLG: 0.406 Geoff Geary, R (8, 1) Antonio Alfonseca, R (9, 1)		C X 0-1 1B		C B C B X 2-2 1-H 2-H HR		C B B S X 2-2 1-H HR	C S D F X 1-2 F8 ③			4 0 0	2 0 0	3 0 0	5 0 0	0 0 0	0 0 0	1 0 0
Wes Helms, R (1, 3) OBP: 0.317, SLG: 0.342		S S F C 0-3 K ①		C C B C 1-3 K ①		B X 1-0 F8 ①		F C B X 1-2 G6-3 ①		4	0	0	0	0	2	1
Abraham Nunez, S (1, 5) OBP: 0.317, SLG: 0.339		1 SAFE S F C 0-3 K ②		C B S X 1-2 F8 ②		C X 0-1 G6-3 ②		C F B X 1-2 E2 2 G5-4-3		4	0	0	0	0	1	1
2 Rod Barajas, R (1, 2) OBP: 0.327, SLG: 0.333		B B C X 2-1 L5 ③		C F B X 1-2 G5-3 ③		F X 0-1 P3 ③		B F F F X 1-2 G5-4-3 ② ③ 1-2f		4	0	0	0	0	0	2
35 Cole Hamels, L (1, 1) OBP: 0.143, SLG: 0.150 19 Greg Dobbs, L (7, PH) OBP: 0.293, SLG: 0.389 9 Michael Bourn, L (8, 7) OBP: 0.381, SLG: 0.389			C C S 0-3 K ①		C B C S 1-3 K ①		C B X 1-2 G5-3 8 1B 26 1B 1B			2 1 0	0 1 0	0 1 0	0 0 0	0 0 0	2 0 0	0 0 0
Inning Stats	R: 0 E: 0 K: 1 S: 11 H: 1 LOB: 1 BB: 0 P: 17	R: 0 E: 0 K: 2 S: 11 H: 1 LOB: 1 BB: 0 P: 13	R: 0 E: 0 K: 1 S: 5 H: 0 LOB: 0 BB: 0 P: 6	R: 3 E: 0 K: 1 S: 14 H: 1 LOB: 0 BB: 1 P: 24	R: 0 E: 0 K: 2 S: 8 H: 0 LOB: 1 BB: 1 P: 15	R: 2 E: 0 K: 0 S: 9 H: 1 LOB: 0 BB: 1 P: 16	R: 2 E: 0 K: 0 S: 14 H: 3 LOB: 1 BB: 0 P: 22	R: 0 E: 1 K: 0 S: 10 H: 0 LOB: 0 BB: 0 P: 13		1B: 5 2B: 0 3B: 0 HR: 2	SF: 0 SAC: 0 DP: 1 HBP: 1			WP: 0 PB: 0 SB: 1 CS: 0	PA: 35	

PITCHER		IP	WLS	BF	H	R	ER	SO	BB	IBB	HBP	BLK	WP	HR	S	P	ERA	WHIP
53 Rich Hill, L ERA: 2.51	(1, 1)	5.0	L	23	4	5	5	7	3	0	1	0	0	2	53	85	9.00	1.400
43 Michael Wuertz, R ERA: 1.62	(6, 1)	1.0		3	0	0	0	0	0	0	0	0	0	0	5	6	0.00	0.000
48 Neal Cotts, L ERA: 1.98	(7, 1)	2.0		9	3	2	2	0	0	0	0	0	0	0	24	35	9.00	1.500

PITCHER	IP	WLS	BF	H	R	ER	SO	BB	IBB	HBP	BLK	WP	HR	S	P	ERA	WHIP

BOTTOM

Chicago Cubs @ Philadelphia Phillies

Citizens Bank Park, Philadelphia, PA

Fri May 11 2007, 7:05 PM EDT

Att. 42,473 - Partly Cloudy - 82 F

livebaseballscorecards.com

AB	31
R	7
H	7
RBI	7
BB	3
SO	7
LOB	10

Batter	1	2	3	4	5	6	7	8	9	AB	R	H	RBI	BB	SO	LOB
12 Alfonso Soriano, R (1, 7) OBP: 0.359, SLG: 0.529	F B X 1-1 ① G6-3		B F B B C B 4-2 BB			C B C B F X 2-2 15 S 25 1B 1B	S X 0-1 25 1B 15 G1-3 16 1B 1B	F C S 0-3 ③ K		4	1	2	0	1	1	0
15 Cliff Floyd, L (1, 9) OBP: 0.312, SLG: 0.389 2 Ryan Theriot, R (7, 4) OBP: 0.376, SLG: 0.380	F X 0-1 ② G4-3		D 2 SAFE F X 1-1 ③ P6			B 1 SAFE 1 SAFE F 1 SAFE P 1 SAFE F B 3-3 1 SAFE S ① K 1-2	X 0-0 ① G1-3 1-2		F B B X 2-1 25 1B 1B	4 1	0 0	0 1	0 0	0 0	1 0	4 0
25 Derrek Lee, R (1, 3) OBP: 0.465, SLG: 0.557	C F B F X 1-2 ③ G6-3			F C B B X 2-2 16 G6-4-3 1B		F X 0-1 ② 2-H 16 1B 1B	B X 1-0 16 1B 2-3 2B 1B		C B F D B X 3-2 1-2 1B	5	2	4	0	0	0	0
16 Aramis Ramirez, R (1, 5) OBP: 0.341, SLG: 0.524		S B X 1-1 ① F7		C 1 SAFE F B X 1-2 ① ② G6-4-3 1-2f		B B B C X 3-1 WP 1B 2-H 1B	F X 0-1 1-3 3-H 2B 1B		F B F C 1-3 ① K	5	1	2	2	0	1	3
Michael Barrett, R (1, 2) OBP: 0.313, SLG: 0.422		B B X 2-0 ② F9		C S B X 1-2 ③ G5-3		X 0-0 WP 1-2 1B	D S S B F X 2-2 ② L5		C B B S S 2-3 ② K	5	0	1	0	0	1	4
Jacque Jones, L (1, 8) OBP: 0.328, SLG: 0.368		B B F X 2-1 ③ G6-3			C B C S 1-3 ① K2-3	C B S B S 2-3 ③ K 1-2 2-3	B X 1-0 1-H 3-H 1B 2B		B F B S S 2-3 ③ K	5	0	1	2	0	3	4
Mark DeRosa, R (1, 4) OBP: 0.345, SLG: 0.449 13 Will Ohman, L (7, 1) Bob Howry, L (7, 1)			F B B B X 3-1 ① G5-3		F F B B C 2-3 ② K		F B B B B 4-2 2B 19 HR WP BB F X 0-2 2-H 1B			3 0 0	1 0 0	1 0 0	0 0 0	1 0 0	1 0 0	0 0 0
Cesar Izturis, S (1, 6) OBP: 0.317, SLG: 0.324			C X 0-1 37 WP 1B		X 0-0 1B		B C B X 2-1 1-3 19 HR 2B C B S B X 2-2 ① G1-3			4	1	3	0	0	0	0
37 Angel Guzman, R (1, 1) 47 Scott Eyre, L (6, 1) 19 Matt Murton, R (7, PH) OBP: 0.338, SLG: 0.397 (7, 9)			1 SAFE L F B S 1-3 ② K 1-2		X 0-0 ③ G6-3		B D X 2-0 2-H 3-H HR F C S 0-3 ② K			2 0 2	0 0 1	0 0 1	0 0 3	0 0 0	1 0 1	2 0 0
Inning Stats	R: 0 E: 0 K: 0 S: 8 H: 0 LOB: 0 BB: 0 P: 10	R: 0 E: 0 K: 0 S: 5 H: 0 LOB: 0 BB: 0 P: 10	R: 0 E: 0 K: 1 S: 11 H: 1 LOB: 2 BB: 1 P: 20	R: 0 E: 0 K: 0 S: 9 H: 1 LOB: 0 BB: 0 P: 13	R: 0 E: 0 K: 2 S: 8 H: 1 LOB: 1 BB: 0 P: 11	R: 1 E: 0 K: 2 S: 16 H: 4 LOB: 2 BB: 0 P: 25	R: 6 E: 0 K: 0 S: 19 H: 7 LOB: 2 BB: 1 P: 31	R: 0 E: 0 K: 2 S: 9 H: 0 LOB: 0 BB: 0 P: 11	R: 0 E: 0 K: 3 S: 14 H: 2 LOB: 2 BB: 0 P: 24	1B: 13 2B: 2 3B: 0 HR: 1	SF: 0 SAC: 0 DP: 1 HBP: 0						

PITCHER		IP	WLS	BF	H	R	ER	SO	BB	IBB	HBP	BLK	WP	HR	S	P	ERA	WHIP
34 Freddy Garcia, R ERA: 5.17	(1, 1)	6.0		26	8	3	3	5	2	0	0	0	3	0	61	99	4.50	1.667
Geoff Geary, R ERA: 3.44	(7, 1)	0.1	B	5	4	2	2	0	0	0	0	0	0	1	7	10	54.00	12.000
Antonio Alfonseca, R ERA: 4.42	(7, 1)	0.2	W	3	2	2	2	0	0	0	0	0	0	0	8	11	27.00	3.000
39 Brett Myers, R ERA: 5.16	(8, 1)	2.0		8	2	0	0	5	0	0	0	0	0	0	23	35	0.00	1.000

PITCHER	IP	WLS	BF	H	R	ER	SO	BB	IBB	HBP	BLK	WP	HR	S	P	ERA	WHIP

TOP

Chicago Cubs @ Philadelphia Phillies

Citizens Bank Park, Philadelphia, PA

Sat May 12 2007, 3:45 PM EDT
Att. 45,026 - Partly Cloudy - 78 F

livebaseballscorecards.com

AB	40
R	7
H	16
RBI	7
BB	2
SO	10
LOB	17

WP: 3	PA: 42		
PB: 0			
SB: 1			
CS: 0			

Batter	1	2	3	4	5	6	7	8	9	AB	R	H	RBI	BB	SO	LOB
11 Jimmy Rollins, S (1, 6) OBP: 0.343, SLG: 0.553	G1-3	BB			F8		F9	G1-3		4	0	0	0	1	0	0
8 Shane Victorino, S (1, 9) OBP: 0.368, SLG: 0.378	S, 1B	K			K		P6	26 2B, BB		4	0	1	0	1	2	2
Aaron Rowand, R (1, 8) OBP: 0.432, SLG: 0.534	G5-3 1-2		P4		F7		26 2B, 26 E, 1B	K		5	1	1	0	0	1	2
26 Chase Utley, L (1, 4) OBP: 0.396, SLG: 0.585	K		K			HR	E9, 19 3B, 2B 1-H	1-H, 2B		5	2	3	1	0	2	1
Pat Burrell, R (1, 7) OBP: 0.431, SLG: 0.413 39 Brett Myers, R (8, 1)		19 1B, FC4-6, 2B	K			F9	19 3B, BB			3 0	2 0	1 0	0 0	1 0	1 0	0 0
19 Greg Dobbs, L (1, 3) OBP: 0.356, SLG: 0.500	FC4-6 2-3, 1B			G4-3, 1B		E8, 3B, 1B	1B, 3B 1-H 2-H			4	2	4	2	0	0	0
Abraham Nunez, S (1, 5) OBP: 0.328, SLG: 0.383	FC4-6 51 2B 1-2f 3-H			G4-3 1-2f		51 SH5-4, 3B 2-H	51 HR, 1B 3-H			4	2	2	3	0	0	2
51 Carlos Ruiz, R (1, 2) OBP: 0.344, SLG: 0.464		34 2B 1-H				SH5-4 3-H	HR 1-H			3	2	3	3	0	0	0
34 Freddy Garcia, R (1, 1) OBP: 0.308, SLG: 0.364 Geoff Geary, R (7, 1) Antonio Alfonseca, R (7, 1) 9 Michael Bourn, L (7, PH) OBP: 0.364, SLG: 0.368 (8, 7)		2B 2-H		K		G4-3	F7			3 0 0 1	0 0 0 0	1 0 0 0	1 0 0 0	0 0 0 0	1 0 0 0	1 0 0 0
Inning Stats	R: 0 E: 0 K: 1 S: 12 H: 1 LOB: 1 BB: 0 P: 18	R: 2 E: 0 K: 1 S: 15 H: 4 LOB: 2 BB: 1 P: 24	R: 0 E: 0 K: 2 S: 9 H: 0 LOB: 0 BB: 0 P: 9	R: 0 E: 0 K: 1 S: 8 H: 2 LOB: 1 BB: 0 P: 9	R: 0 E: 0 K: 1 S: 7 H: 0 LOB: 0 BB: 0 P: 9	R: 3 E: 1 K: 0 S: 6 H: 3 LOB: 0 BB: 0 P: 8	R: 6 E: 1 K: 0 S: 21 H: 5 LOB: 0 BB: 1 P: 34	R: 0 E: 0 K: 1 S: 10 H: 1 LOB: 2 BB: 1 P: 17		1B: 7 2B: 5 3B: 2 HR: 2 SF: 0 SAC: 1 DP: 1 HBP: 0						

PITCHER		IP	WLS	BF	H	R	ER	SO	BB	IBB	HBP	BLK	WP	HR	S	P	ERA	WHIP
37 Angel Guzman, R ERA: 3.57	(1, 1)	5.1		24	9	4	4	6	1	0	0	0	0	1	54	74	6.75	1.875
47 Scott Eyre, L ERA: 8.76	(6, 1)	0.2		3	1	1	1	0	0	0	0	0	0	0	3	3	13.50	1.500
13 Will Ohman, L ERA: 5.4	(7, 1)	0.2	H	4	2	2	2	0	0	0	0	0	0	0	11	15	27.00	3.000
Bob Howry, R ERA: 4.34	(7, 1)	1.1	L	9	4	4	4	1	2	0	0	0	0	1	20	36	27.00	4.500

PITCHER	IP	WLS	BF	H	R	ER	SO	BB	IBB	HBP	BLK	WP	HR	S	P	ERA	WHIP

BOTTOM

Chicago Cubs @ Philadelphia Phillies

Citizens Bank Park, Philadelphia, PA

Sat May 12 2007, 3:45 PM EDT

Att. 45,026 - Partly Cloudy - 78 F

livebaseballscorecards.com

AB	36
R	11
H	16
RBI	10
BB	3
SO	7
LOB	8

Batter	1	2	3	4	5	6	7	8	9	AB	R	H	RBI	BB	SO	LOB
12 Alfonso Soriano, R (1, 7) OBP: 0.353, SLG: 0.512	F8		2 FC6-4 BB		F9		G5-3		K 1-2	4	0	0	0	1	1	2
2 Ryan Theriot, R (1, 4) OBP: 0.377, SLG: 0.375	25 G5-4-3 1B		FC6-4 1-2f		K		P3		16 FC6-4 BB BB	4	0	1	0	1	1	2
25 Derrek Lee, R (1, 3) OBP: 0.463, SLG: 0.553	G5-4-3 1-2f			19 1B 2B	K		G4-3		16 FC6-4 BB 1-2 2-3 3-H	1	0	0	0	0	0	1
32 Daryle Ward, L (2, 3) OBP: 0.520, SLG: 0.444										3	1	1	0	0	1	0
Mark DeRosa, R (9, PH) OBP: 0.351, SLG: 0.449 (9, 3)										0	0	0	1	1	0	0
16 Aramis Ramirez, R (1, 5) OBP: 0.329, SLG: 0.504		L9		E5 19 1B 1B		G5-3		G6-3	F9 1-2f 2-3 3-H	5	1	0	1	0	0	3
19 Matt Murton, R (1, 9) OBP: 0.354, SLG: 0.411		F9		1B 1-2 2-H 1B		1B 1B		1B	G5-3	5	0	3	1	0	0	2
46 Ryan Dempster, R (9, 1)										0	0	0	0	0	0	0
Jacque Jones, L (1, 8) OBP: 0.326, SLG: 0.364		G6-3		F4		1B 1B 1-2 1B		K		4	0	1	0	0	1	3
Michael Barrett, R (1, 2) OBP: 0.311, SLG: 0.417			P3	K		1B 1-2 2-H 1B		G5-3		4	0	1	0	0	1	3
Cesar Izturis, S (1, 6) OBP: 0.337, SLG: 0.346			E5 30 SH3-4	1B 1-2 2-H 1B		1B 1-2 2-3 1B			15 1B 15 PB BB 1B	4	1	3	1	0	0	0
30 Ted Lilly, L (1, 1) OBP: 0.111, SLG: 0.111			SH3-4 1-2	K		G5-3			BB 12 S 16 FC6-4 1-3 1B	2	0	0	0	0	1	5
15 Cliff Floyd, L (9, PH) OBP: 0.321, SLG: 0.397										1	0	1	0	0	0	0
29 Ángel Pagán, S (9, PR) OBP: 0.429, SLG: 0.857 (9, 9)										0	1	0	0	0	0	0

Inning Stats										
	R: 0 E: 0 K: 0 S: 10	H: 1 LOB: 0 BB: 0 P: 14	R: 0 E: 0 K: 0 S: 7	H: 0 LOB: 0 BB: 0 P: 10	R: 0 E: 1 K: 0 S: 13	H: 0 LOB: 2 BB: 1 P: 20	R: 2 E: 1 K: 2 S: 14	H: 3 LOB: 2 BB: 0 P: 19	R: 0 E: 0 K: 2 S: 11	H: 0 LOB: 0 BB: 0 P: 17
	R: 0 E: 0 K: 0 S: 11	H: 4 LOB: 3 BB: 0 P: 15	R: 0 E: 0 K: 0 S: 8	H: 0 LOB: 0 BB: 0 P: 9	R: 0 E: 0 K: 1 S: 9	H: 1 LOB: 1 BB: 0 P: 11	R: 2 E: 0 K: 1 S: 14	H: 2 LOB: 2 BB: 2 P: 31	1B: 10 2B: 1 3B: 0 HR: 0	SF: 0 SAC: 1 DP: 1 HBP: 0
	WP: 0 PB: 1 SB: 1 CS: 0	PA: 41								

PITCHER		IP	WLS	BF	H	R	ER	SO	BB	IBB	HBP	BLK	WP	HR	S	P	ERA	WHIP
21 Jon Lieber, R ERA: 2.83	(1, 1)	8.0	L	34	9	2	1	5	1	0	0	0	0	0	83	115	1.12	1.250
Antonio Alfonseca, R ERA: 5.3	(9, 1)	0.1		4	2	2	2	1	1	0	0	0	0	0	9	18	54.00	9.000
52 Fabio Castro, L ERA: 18.0	(9, 1)	0.0		1	0	0	0	0	1	0	0	0	0	0	0	4	∞	∞
Clay Condrey, R ERA: 1.93	(9, 1)	0.2		2	0	0	0	0	0	0	0	0	0	0	5	9	0.00	0.000

PITCHER	IP	WLS	BF	H	R	ER	SO	BB	IBB	HBP	BLK	WP	HR	S	P	ERA	WHIP

TOP

Chicago Cubs @ Philadelphia Phillies

Citizens Bank Park, Philadelphia, PA

Sun May 13 2007, 1:35 PM EDT
Att. 45,129 - Sunny - 66 F

livebaseballscorecards.com

AB	37
R	4
H	11
RBI	4
BB	3
SO	6
LOB	21

BOTTOM

Chicago Cubs @ Philadelphia Phillies

Citizens Bank Park, Philadelphia, PA

Sun May 13 2007, 1:35 PM EDT
Att. 45,129 - Sunny - 66 F

livebaseballscorecards.com

Batter	1	2	3	4	5	6	7	8	9	AB	R	H	RBI	BB	SO	LOB
11 Jimmy Rollins, S (1, 6) OBP: 0.335, SLG: 0.539	C X 0-1 F9 ①		C B C F F X 1-2 P3 ③			S B X 1-1 F8 ②		C B X 1-1 F7 ③		4	0	0	0	0	0	2
28 Jayson Werth, R (1, 9) OBP: 0.349, SLG: 0.270	B C B B B S X 3-2 F9 ②			C C C 0-3 K ①		F X 0-1 G6-3 ③			C X 0-1 G4-3 ①	4	0	0	0	0	1	0
Aaron Rowand, R (1, 8) OBP: 0.428, SLG: 0.522	F B F B B B 4-2 BB			B S C X 1-2 G5-3 ②			F B F B F X 2-2 P3 ①		B B C C X 2-2 G6-3 ②	3	0	0	0	1	0	0
26 Chase Utley, L (1, 4) OBP: 0.393, SLG: 0.575	X 0-0 P4 ③			C B B F C 2-3 K ③			C F F B S 1-3 K ②		B C X 1-1 1B ③	4	0	1	0	0	2	1
Pat Burrell, R (1, 7) OBP: 0.421, SLG: 0.402		X 0-0 G5-3 ①			C B B F B C 2-3 K ①		B C B X 2-1 F9 ③			3	0	0	0	0	1	0
Wes Helms, R (1, 3) OBP: 0.317, SLG: 0.342 9 Michael Bourn, L (8, PR) OBP: 0.364, SLG: 0.368 19 Greg Dobbs, L (9, 3) OBP: 0.356, SLG: 0.500		C B B X 2-1 L6 ②			C B X 1-1 P5 ②			X 0-0 1B 51 E 1B		3 0 0	0 1 0	1 0 0	0 0 0	0 0 0	0 0 0	0 0 0
Abraham Nunez, S (1, 5) OBP: 0.343, SLG: 0.397		B X 1-0 F9 ③			C X 0-1 1B			1 SAFE D X 1-0 51 E 1-3 1B		3	0	2	0	0	0	0
51 Carlos Ruiz, R (1, 2) OBP: 0.333, SLG: 0.448			S B B B F F F F X 3-2 F9 ①		B C C B B X 3-2 F9 ③			B F F D F X 2-2 L5 ① 1-2 3-H		3	0	0	0	0	0	2
21 Jon Lieber, L (1, 1) OBP: 0.091, SLG: 0.091 8 Shane Victorino, S (8, PH) OBP: 0.365, SLG: 0.375 Antonio Alfonseca, R (9, 1) 52 Fabio Castro, L (9, 1) Clay Condrey, R (9, 1)			B B C C S 2-3 K ②			B C C C 1-3 K ①		X 0-0 F8 ②		2 1 0 0 0	0 0 0 0 0	0 0 0 0 0	0 0 0 0 0	2 0 0 0 0	0 0 0 0 0	0 2 0 0 0
Inning Stats	R: 0 E: 0 K: 0 S: 8 H: 0 LOB: 1 BB: 1 P: 15	R: 0 E: 0 K: 0 S: 4 H: 0 LOB: 0 BB: 0 P: 7	R: 0 E: 0 K: 1 S: 14 H: 0 LOB: 0 BB: 0 P: 20	R: 0 E: 0 K: 2 S: 9 H: 0 LOB: 0 BB: 0 P: 12	R: 0 E: 0 K: 1 S: 11 H: 1 LOB: 1 BB: 0 P: 17	R: 0 E: 0 K: 1 S: 7 H: 0 LOB: 0 BB: 0 P: 9	R: 0 E: 0 K: 1 S: 10 H: 0 LOB: 0 BB: 0 P: 15	R: 1 E: 1 K: 0 S: 9 H: 2 LOB: 2 BB: 0 P: 13	R: 0 E: 0 K: 0 S: 7 H: 1 LOB: 1 BB: 0 P: 10	1B: 4 2B: 0 3B: 0 HR: 0	SF: 0 SAC: 0 DP: 0 HBP: 0						

	AB	30
	R	1
	H	4
	RBI	0
	BB	1
	SO	6
	LOB	7

WP: 0 PB: 0 SB: 0 CS: 0 PA: 31

PITCHER		IP	WLS	BF	H	R	ER	SO	BB	IBB	HBP	BLK	WP	HR	S	P	ERA	WHIP
30 Ted Lilly, L ERA: 2.53	(1, 1)	8.0	W	28	3	1	1	6	1	0	0	0	0	0	72	108	1.12	0.500
46 Ryan Dempster, R ERA: 2.37	(9, 1)	1.0	S	3	1	0	0	0	0	0	0	0	0	0	7	10	0.00	1.000

PITCHER	IP	WLS	BF	H	R	ER	SO	BB	IBB	HBP	BLK	WP	HR	S	P	ERA	WHIP

Chicago Cubs @ New York Mets

Shea Stadium, Flushing, NY

Mon May 14 2007, 7:10 PM EDT

Att. 34,033 - Clear - 61 F

TOP

livebaseballscorecards.com

Batter	1	2	3	4	5	6	7	8	9	AB	R	H	RBI	BB	SO	LOB
2 Ryan Theriot, R (1, 4) OBP: 0.370, SLG: 0.376	G1-3	F9			G6-3	G5-3			2B	5	0	1	0	0	0	2
Cesar Izturis, S (1, 6) OBP: 0.341, SLG: 0.361	G5-3	1-H 2B			L9		12 G4-6-3 1B		G1-3	5	0	2	1	0	0	1
12 Alfonso Soriano, R (1, 7) OBP: 0.358, SLG: 0.516	16 1B 2B	F8			19 BB 16 S BB		1-2f G4-6-3			3	1	1	0	1	0	2
16 Aramis Ramirez, R (1, 5) OBP: 0.333, SLG: 0.500	2-H 1B		P3		1-2 19 BB BB		G6-3			3	0	1	1	1	0	0
19 Matt Murton, R (1, 9) OBP: 0.349, SLG: 0.395	F8		K		1-2 2-3 BB			G6-3		3	0	0	0	1	1	1
Mark DeRosa, R (1, 3) OBP: 0.350, SLG: 0.440		29 2B 1B BB	G4-3		F8			G5-3		2	1	0	0	1	0	3
32 Daryle Ward, L (8, PH) OBP: 0.500, SLG: 0.421 (8, 3)										1	0	0	0	0	0	0
24 Henry Blanco, R (1, 2) OBP: 0.269, SLG: 0.333		P2		K		G6-3		F7		4	0	0	0	0	1	1
29 Ángel Pagán, S (1, 8) OBP: 0.364, SLG: 0.727		1-3 1B 2B		P3		P4			G6-3	4	1	1	0	0	0	0
Jason Marquis, L (1, 1) OBP: 0.250, SLG: 0.304		2-H 3-H 2B 1B		G4-3		1B			G4-3	3	1	2	2	0	0	0
13 Will Ohman, L (6, 1)										0	0	0	0	0	0	0
57 Rocky Cherry, R (6, 1)										0	0	0	0	0	0	0
48 Neal Cotts, L (7, 1)										0	0	0	0	0	0	0
Michael Barrett, R (9, PH) OBP: 0.308, SLG: 0.413										1	0	0	0	0	0	0
43 Michael Wuertz, R (9, 1)										0	0	0	0	0	0	0
Inning Stats	R: 1 E: 0 K: 0 S: 11 H: 2 LOB: 1 BB: 0 P: 13	R: 3 E: 0 K: 0 S: 16 H: 3 LOB: 1 BB: 1 P: 30	R: 0 E: 0 K: 1 S: 7 H: 0 LOB: 0 BB: 0 P: 11	R: 0 E: 0 K: 1 S: 6 H: 0 LOB: 0 BB: 0 P: 12	R: 0 E: 0 K: 0 S: 12 H: 0 LOB: 3 BB: 3 P: 29	R: 0 E: 0 K: 0 S: 8 H: 1 LOB: 1 BB: 0 P: 11	R: 0 E: 0 K: 0 S: 6 H: 1 LOB: 0 BB: 0 P: 12	R: 0 E: 0 K: 0 S: 7 H: 0 LOB: 0 BB: 0 P: 12	R: 0 E: 0 K: 0 S: 6 H: 1 LOB: 1 BB: 0 P: 13	1B: 4 2B: 4 3B: 0 HR: 0	SF: 0 SAC: 0 DP: 1 HBP: 0					

AB	34
R	4
H	8
RBI	4
BB	4
SO	2
LOB	10

WP: 0 PB: 0 SB: 1 CS: 0 PA: 38

PITCHER		IP	WLS	BF	H	R	ER	SO	BB	IBB	HBP	BLK	WP	HR	S	P	ERA	WHIP
Tom Glavine, L ERA: 3.31	(1, 1)	6.0		28	6	4	4	2	4	0	0	0	0	0	60	106	6.00	1.667
35 Joe Smith, R ERA: 1.56	(7, 1)	1.1		4	1	0	0	0	0	0	0	0	0	0	9	15	0.00	0.750
25 Pedro Feliciano, L ERA: 1.13	(8, 1)	1.1		5	1	0	0	0	0	0	0	0	0	0	9	21	0.00	0.750
Aaron Heilman, R ERA: 3.78	(9, 1)	0.1	W	1	0	0	0	0	0	0	0	0	0	0	1	1	0.00	0.000

PITCHER	IP	WLS	BF	H	R	ER	SO	BB	IBB	HBP	BLK	WP	HR	S	P	ERA	WHIP

Batter	1	2	3	4	5	6	7	8	9	AB	R	H	RBI	BB	SO	LOB
7 José Reyes, S (1, 6) OBP: 0.414, SLG: 0.538	C B X 1-1 ① L4		B B B B 4-0 10 S BB		X 0-0 ② F7		B F X 1-1 ① F8		S B X 1-1 15 IBB 10 S 21 BB 1B	4	1	1	0	1	0	0
10 Endy Chavez, L (1, 7) OBP: 0.396, SLG: 0.500	C B B B X 3-1 ② G6-3		B C B X 2-1 ② F8 1-2		C B X 1-1 1B		B X 1-0 15 BB 1B		1 SAFE 1 SAFE B 1 SAFE P B B 4-0 21 BB 15 IBB 1-2 BB	4	0	2	0	1	0	1
15 Carlos Beltrán, S (1, 8) OBP: 0.394, SLG: 0.571	B C F X 1-2 ③ G4-3		D C F S 1-3 ③ K		C B X 1-1 ③ F9		D 1 SAFE D B B 4-0 21 G4-6-3 1-2 BB		B B B I 4-0 21 BB 1-2 2-3 IBB	3	0	0	0	2	1	2
21 Carlos Delgado, L (1, 3) OBP: 0.297, SLG: 0.328		X 0-0 ① F8	B S B B F B 4-2 5 HR BB		B S B S X 2-2 5 1B 16 2B 1B	B C X 1-1 ②③ G4-6-3 1-2f			B B C C F F B F F 4-2 B 1-2 2-3 3-H BB	3	2	1	1	2	0	2
5 David Wright, R (1, 5) OBP: 0.367, SLG: 0.434		C B B X 2-1 20 BB 1B	D B F B X 3-1 1-H HR		B C X 1-1 16 2B 3 SF8 1-2 1B			C C F B S 1-3 ① K		4	2	3	2	0	1	0
20 Shawn Green, L (1, 9) OBP: 0.380, SLG: 0.493		C B B B B 4-1 1-2 BB	B B B C X 3-1 ① G4-3		C C F F S 0-3 ① K			B B F F X 2-2 ② F7		3	0	0	0	1	1	2
16 Paul Lo Duca, R (1, 2) OBP: 0.339, SLG: 0.357	X 0-0 ② P3		C C B F B B X 3-2 ② G4-3		B F X 1-1 1-3 2-H 2B			B F F B X 2-2 ③ G6-3		4	0	1	1	0	0	2
3 Damion Easley, R (1, 4) OBP: 0.333, SLG: 0.571	D C X 1-1 ③ F9		X 0-0 ③ P4		C C D X 1-2 ② SF8 3-H				C X 0-1 ① G1-3	3	0	0	1	0	0	2
Tom Glavine, L (1, 1) OBP: 0.235, SLG: 0.188 17 David Newhan, L (6, PH) OBP: 0.296, SLG: 0.273 35 Joe Smith, R (7, 1) 25 Pedro Feliciano, L (8, 1) Aaron Heilman, R (9, 1) Julio Franco, R (9, PH) OBP: 0.346, SLG: 0.350			C C B X 1-2 ① G5-3		C F B F B B X 3-2 ① G1-3	C S S 0-3 ③ K			C B S S S 1-3 ② K	2 0 0 0 0 0 0 1 0 0 0 0 1 1 0 0 0 0 0 0 0 0 0 0 0 0 0 0 0 0 0 0 0 0 0 1 0 0 0 0 1 0						
Inning Stats	R: 0 E: 0 K: 0 S: 7 H: 0 LOB: 0 BB: 0 P: 12	R: 0 E: 0 K: 0 S: 7 H: 1 LOB: 2 BB: 1 P: 14	R: 0 E: 0 K: 1 S: 8 H: 0 LOB: 1 BB: 1 P: 16	R: 2 E: 0 K: 0 S: 11 H: 1 LOB: 0 BB: 1 P: 24	R: 0 E: 0 K: 0 S: 9 H: 1 LOB: 1 BB: 0 P: 14	R: 2 E: 0 K: 2 S: 18 H: 3 LOB: 1 BB: 0 P: 23	R: 0 E: 0 K: 0 S: 5 H: 1 LOB: 1 BB: 1 P: 12	R: 0 E: 0 K: 1 S: 10 H: 0 LOB: 0 BB: 0 P: 15	R: 1 E: 0 K: 1 S: 14 H: 1 LOB: 3 BB: 3 P: 27	1B: 6 2B: 1 3B: 0 HR: 1	SF: 1 SAC: 0 DP: 1 HBP: 0						

PITCHER	IP	WLS	BF	H	R	ER	SO	BB	IBB	HBP	BLK	WP	HR	S	P	ERA	WHIP
Jason Marquis, R (1, 1) ERA: 2.22	5.0		23	5	4	4	1	3	0	0	0	0	1	47	88	7.20	1.600
13 Will Ohman, L (6, 1) ERA: 5.23	0.1	H	1	0	0	0	1	0	0	0	0	0	0	5	5	0.00	0.000
57 Rocky Cherry, R (6, 1) ERA: 2.89	1.0	B	6	2	0	0	1	1	0	0	0	0	0	11	19	0.00	3.000
48 Neal Cotts, L (7, 1) ERA: 1.76	1.2		4	0	0	0	1	0	0	0	0	0	0	12	18	0.00	0.000
43 Michael Wuertz, R (9, 1) ERA: 2.08	0.2	L	6	1	1	1	1	2	1	0	0	0	0	14	27	13.50	4.500

PITCHER	IP	WLS	BF	H	R	ER	SO	BB	IBB	HBP	BLK	WP	HR	S	P	ERA	WHIP

BOTTOM

Chicago Cubs @ New York Mets

Shea Stadium, Flushing, NY

Mon May 14 2007, 7:10 PM EDT

Att. 34,033 - Clear - 61 F

livebaseballscorecards.com

AB	32
R	5
H	8
RBI	5
BB	7
SO	5
LOB	12

Batter	1	2	3	4	5	6	7	8	9	AB	R	H	RBI	BB	SO	LOB
2 Ryan Theriot, R (1, 4) OBP: 0.384, SLG: 0.375 (8, 5)	4-2 12 E 12 S 32 2B BB	0-3 K ②		0-1 L7 ①		4-0 15 1B 16 HR BB	3-2 1B		4-0 29 1B BB	3	2	1	0	3	1	2
15 Cliff Floyd, L (1, 9) OBP: 0.337, SLG: 0.410	1 SAFE 2-3 K ①	1-1 2-3 3-H 1B		2-2 1B		2-2 1-2 2-3 16 HR 1B	0-0 F7 ②		0-2 1-2 1B	5	1	3	1	0	1	2
29 Ángel Pagán, S (7, 8) OBP: 0.417, SLG: 0.750	1 SAFE									1	0	1	0	0	0	0
12 Alfonso Soriano, R (1, 7) OBP: 0.350, SLG: 0.496	1 SAFE 4-1 1-3 16 P2 32 2B BB	3-2 F9 ③		1-0 L7 ②		0-2 F7 ②	1-2 P4 ③		0-3 K ③	5	1	0	0	1	1	9
16 Aramis Ramirez, R (1, 5) OBP: 0.331, SLG: 0.515	2-1 1-2 P2 ②		1-2 L8 ①	1-3 K ③		1-0 1-H 2-H 3-H HR		1-0 32 WP SF7 2B		4	1	1	4	0	1	3
17 Mike Fontenot, L (8, PH) OBP: 1.000, SLG: 2.000 (8, 4)										1	1	1	0	0	0	0
32 Daryle Ward, L (1, 3) OBP: 0.516, SLG: 0.478	0-2 2-H 3-H 2B		0-0 2B 1B		3-2 F7 ①	4-2 2B BB		2-3 K ① 2-3		4	1	2	2	1	1	1
Michael Barrett, R (1, 2) OBP: 0.312, SLG: 0.432	1-2 G6-3 ③		0-0 1-3 2B		0-0 F8 ②	1-1 1-H 2B		1-1 3-H SF7 ②		4	1	2	2	0	0	1
Jacque Jones, L (1, 8) OBP: 0.328, SLG: 0.373 (7, 9)		1-0 38 SH5-4 15 1B 1B	2-2 G4-3 ②		1-1 G4-3 ③	0-0 2-H 2B		0-0 G4-3 ③		5	1	2	1	0	0	2
Cesar Izturis, S (1, 6) OBP: 0.344, SLG: 0.356	1 SAFE 1-2 15 1B 38 SH5-4 1B	4-0 IBB		G4-3		G5-3			2-1 P6 ①	4	0	1	0	1	0	1
38 Carlos Zambrano, S (1, 1) OBP: 0.250, SLG: 0.450	1-1 SH5-4 ① 1-2 2-3	3-3 K ③				0-0 15 1B 2 BB 16 HR 1B	0-0 F8 ①		0-3 K ②	4	1	1	0	0	2	3
47 Scott Eyre, L (9, 1)										0	0	0	0	0	0	0
Inning Stats	R: 2 E: 0 K: 1 S: 17 H: 1 LOB: 1 BB: 2 P: 30	R: 1 E: 0 K: 1 S: 15 H: 3 LOB: 2 BB: 0 P: 22	R: 0 E: 0 K: 1 S: 11 H: 2 LOB: 3 BB: 1 P: 21	R: 0 E: 0 K: 1 S: 9 H: 1 LOB: 1 BB: 0 P: 13	R: 0 E: 0 K: 0 S: 6 H: 0 LOB: 0 BB: 0 P: 10	R: 6 E: 0 K: 0 S: 20 H: 5 LOB: 1 BB: 2 P: 34	R: 0 E: 0 K: 0 S: 9 H: 1 LOB: 1 BB: 0 P: 13	R: 1 E: 0 K: 1 S: 8 H: 1 LOB: 0 BB: 0 P: 12	R: 0 E: 0 K: 2 S: 16 H: 1 LOB: 2 BB: 1 P: 22	1B: 9 2B: 5 3B: 0 HR: 1 SF: 1 SAC: 1 DP: 0 HBP: 0							

TOP

Chicago Cubs @ New York Mets

Shea Stadium, Flushing, NY

Tue May 15 2007, 7:10 PM EDT

Att. 37,487 - Cloudy - 81 F

livebaseballscorecards.com

AB	40
R	10
H	15
RBI	10
BB	6
SO	7
LOB	24

PITCHER		IP	WLS	BF	H	R	ER	SO	BB	IBB	HBP	BLK	WP	HR	S	P	ERA	WHIP
33 John Maine, R ERA: 2.15	(1, 1)	5.0	L	25	7	3	3	4	2	1	0	0	0	0	58	96	5.40	1.800
Scott Schoeneweis, L ERA: 5.63	(6, 1)	0.2		7	3	5	5	0	2	0	0	0	0	1	16	29	67.50	7.500
Aaron Sele, R ERA: 4.32	(6, 1)	1.1		7	3	1	1	0	0	0	0	0	0	0	13	18	6.75	2.250
40 Ambiorix Burgos, R ERA: 4.15	(8, 1)	2.0		9	2	1	1	3	1	0	0	0	1	0	24	34	4.50	1.500

PITCHER	IP	WLS	BF	H	R	ER	SO	BB	IBB	HBP	BLK	WP	HR	S	P	ERA	WHIP

WP: 1	PB: 0	SB: 1	CS: 0	PA: 48													

BOTTOM

Chicago Cubs @ New York Mets

Shea Stadium, Flushing, NY

Tue May 15 2007, 7:10 PM EDT

Att. 37,487 - Cloudy - 81 F

Batter	1	2	3	4	5	6	7	8	9	AB	R	H	RBI	BB	SO	LOB
7 José Reyes, S (1, 6) OBP: 0.411, SLG: 0.537	B X 1-0 F9 ①		B C C F B X 2-2 2B		C B 2 SAFE X 1-1 G5-3 ② 1-2 2-3			X 0-0 G4-3 ①		4	0	1	0	0	0	2
10 Endy Chavez, L (1, 7) OBP: 0.385, SLG: 0.468	C X 0-1 G4-3 ②		C X 0-1 G6-3 ③		F X 0-1 G6-3 ③			B B B B 4-0 15 BB BB		3	0	0	0	1	0	3
15 Carlos Beltrán, S (1, 8) OBP: 0.391, SLG: 0.560	B F X 1-1 G6-3 ③			F C F F X 0-2 G4-3 ①		C B C X 1-2 F9 ①		B F F B B B 4-2 G6-4-3 1-2 BB		3	0	0	0	1	0	0
21 Carlos Delgado, L (1, 3) OBP: 0.304, SLG: 0.331 Julio Franco, R (7, 3) OBP: 0.333, SLG: 0.333		B C C X 1-2 5 G6-4-3 1B		C B F B F B X 3-2 G4-3 ②		B H 2-0 HBP		F C X 0-2 G6-4-3 ② ③ 1-2f		2 1	0 0	1 0	0 0	0 0	0 0	0 2
5 David Wright, R (1, 5) OBP: 0.359, SLG: 0.423		C B X 1-1 G6-4-3 ① ② 1-2f		C S B C 1-3 K ③		F C S 0-3 K ②			S B B X 2-1 G4-3 ①	4	0	0	0	0	2	2
20 Shawn Green, L (1, 9) OBP: 0.386, SLG: 0.525 27 Carlos Gómez, R (9, PH) OBP: 0.400, SLG: 0.600		C F B B F F X 2-2 16 1B 2B			C B F B B X 3-2 HR	F X 0-1 F7 ③			C S S 0-3 K ②	3 1	1 0	2 0	1 0	0 1	0 0	1 0
16 Paul Lo Duca, R (1, 2) OBP: 0.336, SLG: 0.353		B F F B B F F D X 3-2 2-H 1B ③			B B C B X 3-1 G5-3 ①		B X 1-0 G6-3 ①		T F B B B B X 3-2 L4 ③	4	0	1	0	0	0	0
3 Damion Easley, R (1, 4) OBP: 0.333, SLG: 0.559			X 0-0 P4 ①		C F B X 1-2 7 G5-3 17 BB 1B		X 0-0 G6-3 ②			3	0	1	0	0	0	0
33 John Maine, R (1, 1) OBP: 0.176, SLG: 0.125 17 David Newhan, L (5, PH) OBP: 0.321, SLG: 0.273 Scott Schoeneweis, L (6, 1) Aaron Sele, R (6, 1) Ruben Gotay, S (7, PH) OBP: 0.158, SLG: 0.316 40 Ambiorix Burgos, R (8, 1)			C S B S 1-3 K ②		B B B B 4-0 7 G5-3 1-2 BB		C B S B F X 2-2 G3-1 ③			1 0 0 0 1 0	0 0 0 0 0 0	0 0 0 0 0 0	0 0 0 0 0 0	0 1 0 0 0 0	1 0 0 0 0 0	0 0 0 0 0 0
Inning Stats	R: 0 E: 0 K: 0 S: 5 H: 0 LOB: 0 BB: 0 P: 7	R: 0 E: 0 K: 0 S: 15 H: 3 LOB: 2 BB: 0 P: 22	R: 0 E: 0 K: 1 S: 10 H: 1 LOB: 1 BB: 0 P: 13	R: 0 E: 0 K: 1 S: 12 H: 0 LOB: 0 BB: 0 P: 16	R: 1 E: 0 K: 0 S: 12 H: 2 LOB: 2 BB: 1 P: 24	R: 0 E: 0 K: 1 S: 8 H: 0 LOB: 1 BB: 0 P: 11	R: 0 E: 0 K: 0 S: 6 H: 0 LOB: 0 BB: 0 P: 9	R: 0 E: 0 K: 0 S: 6 H: 0 LOB: 1 BB: 2 P: 14	R: 0 E: 0 K: 1 S: 8 H: 0 LOB: 0 BB: 0 P: 13	1B: 3 2B: 2 3B: 0 HR: 1	SF: 0 SAC: 0 DP: 2 HBP: 1					

PITCHER	IP	WLS	BF	H	R	ER	SO	BB	IBB	HBP	BLK	WP	HR	S	P	ERA	WHIP
38 Carlos Zambrano, R (1, 1) ERA: 5.13	8.0	W	31	6	1	1	3	3	0	1	0	0	1	74	116	1.12	1.125
47 Scott Eyre, L (9, 1) ERA: 8.1	1.0		3	0	0	0	1	0	0	0	0	0	0	8	13	0.00	0.000

PITCHER	IP	WLS	BF	H	R	ER	SO	BB	IBB	HBP	BLK	WP	HR	S	P	ERA	WHIP

AB	30
R	1
H	6
RBI	1
BB	3
SO	4
LOB	10

1B: 3	SF: 0	WP: 0	PA: 34
2B: 2	SAC: 0	PB: 0	
3B: 0	DP: 2	SB: 0	
HR: 1	HBP: 1	CS: 0	

livebaseballscorecards.com

Chicago Cubs @ New York Mets

Shea Stadium, Flushing, NY

Wed May 16 2007, 7:10 PM EDT

Att. 37,483 - Cloudy - 65 F

TOP

livebaseballscorecards.com

Batter	1	2	3	4	5	6	7	8	9	AB	R	H	RBI	BB	SO	LOB
2 Ryan Theriot, R (1, 4) OBP: 0.372, SLG: 0.362	B B C C S 2-3 K		B B B C F X 3-2 ② G6-3 2-3			C F B X 1-2 ① L7		C B C B D X 3-2 ② G6-3 2-3		4	0	0	0	0	1	2
15 Cliff Floyd, L (1, 9) OBP: 0.345, SLG: 0.407	C B B B B 4-1 BB		C B X 1-1 ③ G4-3			F C B F S 1-3 ② K		B S B F F X 2-2 3-H 1B		3	0	1	1	1	1	1
12 Alfonso Soriano, R (1, 7) OBP: 0.340, SLG: 0.482	C X 0-1 ② F7			X 0-0 ① G5-3		C F B X 1-2 ③ F9		S S F D F S 1-3 ③ K		4	0	0	0	0	1	2
16 Aramis Ramirez, R (1, 5) OBP: 0.323, SLG: 0.500	F 1 B B X SAFE 2-1 ③ P4			C B B F X 2-2 ② L8			X 0-0 ① F7		F B S X 1-2 ① G5-3	4	0	0	0	0	0	1
32 Daryle Ward, L (1, 3) OBP: 0.486, SLG: 0.423		C B X 1-1 ① G5-3		B C X 1-1 E4			C S F B B B 4-2 G5-3 BB		C B B B X 2-1 ② P6	3	0	0	0	1	0	0
Michael Barrett, R (1, 2) OBP: 0.303, SLG: 0.419		B F B X 2-1 ② F7		S X 0-1 ③ G4-3			C F F B X 1-2 ② G5-3 1-2		B C B X 2-1 ③ F8	4	0	0	0	0	0	2
Jacque Jones, L (1, 8) OBP: 0.321, SLG: 0.364		B C B X 2-1 ③ G3			C B F S 1-3 ① K		B S B F B S 3-3 ③ K			3	0	0	0	0	2	1
Cesar Izturis, S (1, 6) OBP: 0.354, SLG: 0.360			C B B X 2-1 2 53 G6-3 SH3-4 1B		C B B X 2-1 ② F8			C B B F B F F B 4-2 2 29 G6-3 G3 15 1B BB		2	1	1	0	1	0	0
53 Rich Hill, L (1, 1) OBP: 0.111, SLG: 0.118 48 Neal Cotts, L (7, 1) 29 Ángel Pagán, S (8, PH) OBP: 0.385, SLG: 0.692 Bob Howry, L (8, 1)			B X 1-0 ① SH3-4 1-2		C C S 0-3 ③ K			C B B X 2-1 ① G3 1-2		1 0 1 0	0 0 0 0	0 0 0 0	0 0 0 0	0 0 0 0	1 0 0 0	0 0 1 0
Inning Stats	R: 0 H: 0 E: 0 LOB: 1 K: 1 BB: 1 S: 8 P: 16	R: 0 H: 0 E: 0 LOB: 0 K: 0 BB: 0 S: 6 P: 11	R: 0 H: 1 E: 0 LOB: 1 K: 0 BB: 0 S: 8 P: 15	R: 0 H: 0 E: 1 LOB: 1 K: 0 BB: 0 S: 8 P: 11	R: 0 H: 0 E: 0 LOB: 0 K: 2 BB: 0 S: 8 P: 11	R: 0 H: 0 E: 0 LOB: 0 K: 1 BB: 0 S: 10 P: 13	R: 0 H: 0 E: 0 LOB: 1 K: 1 BB: 1 S: 11 P: 19	R: 1 H: 1 E: 0 LOB: 1 K: 1 BB: 1 S: 18 P: 30	R: 0 H: 0 E: 0 LOB: 0 K: 0 BB: 0 S: 7 P: 12	1B: 2 SF: 0 2B: 0 SAC: 1 3B: 0 DP: 0 HR: 0 HBP: 0						

	AB	29
	R	1
	H	2
	RBI	1
	BB	3
	SO	6
	LOB	10

WP: 0 PA: 33
PB: 0
SB: 0
CS: 0

PITCHER		IP	WLS	BF	H	R	ER	SO	BB	IBB	HBP	BLK	WP	HR	S	P	ERA	WHIP
29 Jorge Sosa, R ERA: 2.25	(1, 1)	7.0	W	26	1	1	1	5	3	0	0	0	0	0	63	104	1.29	0.571
35 Joe Smith, R ERA: 1.47	(8, 1)	1.0		4	1	0	0	1	0	0	0	0	0	0	14	22	0.00	1.000
13 Billy Wagner, L ERA: 0.53	(9, 1)	1.0		3	0	0	0	0	0	0	0	0	0	0	7	12	0.00	0.000

PITCHER		IP	WLS	BF	H	R	ER	SO	BB	IBB	HBP	BLK	WP	HR	S	P	ERA	WHIP

Chicago Cubs @ New York Mets

Shea Stadium, Flushing, NY

Wed May 16 2007, 7:10 PM EDT

Att. 37,483 - Cloudy - 65 F

BOTTOM

livebaseballscorecards.com

Batter	1	2	3	4	5	6	7	8	9	AB	R	H	RBI	BB	SO	LOB
7 José Reyes, S (1, 6) OBP: 0.411, SLG: 0.533 Ruben Gotay, S (8, PR) OBP: 0.158, SLG: 0.316 (9, 6)	C S B C 1-3 ① K		T B C X 1-2 ① G5-3	X 0-0 3 HR 1B		B B B C F F F X 3-2 ② F7		F C F B X 1-2 15 F7 3 1B 21 FC3-6 1B		5 1 2 0 0 1 1 0 1 0 0 0 0 0						
3 Damion Easley, R (1, 4) OBP: 0.352, SLG: 0.603	C C B B B F B F F C 3-3 ② K		B B B B 4-0 21 BB 15 1B 5 SF4 BB	D X 1-0 1-H HR		C B S B B S 3-3 ③ K		C F F X 0-2 21 FC3-6 1-2 1B		4 2 2 2 1 2 1						
15 Carlos Beltrán, S (1, 8) OBP: 0.391, SLG: 0.552	X 0-0 ③ P6		F X 0-1 16 S 21 BB 1-2 1B	C B B B X 3-1 ③ G5-3			B B F B D 4-1 21 1B 5 2B BB	C F X 0-2 ① F7 2-3		4 1 1 0 1 0 2						
21 Carlos Delgado, L (1, 3) OBP: 0.307, SLG: 0.329		B F F S 1-3 ① K	B B B C E B 4-2 16 S 1-2 2-3 BB		B F C X 1-2 ① F7		1 SAFE 1 SAFE B X 1-0 5 2B 16 SF8 1-2 1B	F F F B X 1-2 ② FC3-6 1-2f 3-H		4 1 1 1 1 1 1						
5 David Wright, R (1, 5) OBP: 0.360, SLG: 0.431		B X 1-0 ② G5-3	F X 0-1 ② SF4 3-H		B X 1-0 16 S 1B		B F F F F B F X 2-2 20 G4-3 27 2B 1-3 2-H 2B	C F B F S 1-3 ③ K		4 1 2 2 0 1 1						
16 Paul Lo Duca, R (1, 2) OBP: 0.341, SLG: 0.356		C X 0-1 20 1B 27 1B 1B	B I I I 4-0 1-2 2-3 IBB		C B F B X 2-2 ② F7 1-2		D X 1-0 ① SF8 3-H			2 1 1 1 1 0 1						
20 Shawn Green, L (1, 9) OBP: 0.382, SLG: 0.517		X 0-0 27 1B 1-2 1B	C X 0-1 ③ G3		B C B S C 2-3 ③ K		B F X 1-1 ② G4-3 2-3			4 0 1 0 0 1 5						
27 Carlos Gómez, R (1, 7) OBP: 0.444, SLG: 0.667		B X 1-0 1-3 2-H 1B		B F C F X 1-2 ① L5		C F B B X 2-2 ① P3	C S B X 1-2 3-H 2B			4 0 2 2 0 0 0						
29 Jorge Sosa, R (1, 1) OBP: 0.250, SLG: 0.143 35 Joe Smith, R (8, 1) 13 Billy Wagner, L (9, 1)		C S B S 1-3 ③ K		B F C B B X 3-2 ② G6-3		S B B S B B 4-2 BB	B X 1-0 ③ L8			3 0 0 0 1 1 3 0 0 0 0 0 0 0 0 0 0 0 0 0 0						
Inning Stats	R: 0 E: 0 K: 2 S: 10 H: 0 LOB: 0 BB: 0 P: 14	R: 1 E: 0 K: 2 S: 11 H: 3 LOB: 2 BB: 0 P: 15	R: 1 E: 0 K: 0 S: 11 H: 1 LOB: 3 BB: 3 P: 24	R: 2 E: 0 K: 0 S: 11 H: 2 LOB: 0 BB: 0 P: 19	R: 0 E: 0 K: 1 S: 10 H: 1 LOB: 1 BB: 0 P: 16	R: 0 E: 0 K: 1 S: 13 H: 0 LOB: 1 BB: 1 P: 25	R: 3 E: 0 K: 0 S: 14 H: 3 LOB: 1 BB: 1 P: 25	R: 1 E: 0 K: 1 S: 19 H: 2 LOB: 1 BB: 0 P: 22		1B: 9 2B: 2 3B: 0 HR: 1	SF: 2 SAC: 0 DP: 0 HBP: 0			WP: 0 PB: 0 SB: 3 CS: 0	PA: 41		

	AB	34
	R	8
	H	12
	RBI	8
	BB	5
	SO	7
	LOB	15

PITCHER		IP	WLS	BF	H	R	ER	SO	BB	IBB	HBP	BLK	WP	HR	S	P	ERA	WHIP
53 Rich Hill, L ERA: 2.91	(1, 1)	6.0	L	29	7	4	4	6	3	1	0	0	0	1	66	113	6.00	1.667
48 Neal Cotts, L ERA: 3.31	(7, 1)	1.0		7	3	3	3	0	1	0	0	0	0	0	14	25	27.00	4.000
Bob Howry, R ERA: 4.58	(8, 1)	1.0		5	2	1	1	1	0	0	0	0	0	0	19	22	9.00	2.000

PITCHER	IP	WLS	BF	H	R	ER	SO	BB	IBB	HBP	BLK	WP	HR	S	P	ERA	WHIP

Chicago Cubs @ New York Mets

Shea Stadium, Flushing, NY

Thu May 17 2007, 1:10 PM EDT

Att. 42,667 - Partly Cloudy - 66 F

livebaseballscorecards.com

Batter	1	2	3	4	5	6	7	8	9	AB	R	H	RBI	BB	SO	LOB
2 Ryan Theriot, R (1, 4) OBP: 0.368, SLG: 0.358	C X 0-1 ① G6-3			F C X 0-2 ① F9		X 0-0 29 HR 1B	X 0-0 ③ F8			4	1	1	0	0	0	1
29 Ángel Pagán, S (1, 8) OBP: 0.412, SLG: 0.824	X 0-0 ② B2			B X 1-0 12 S 16 1B 1B		1 SAFE C X 0-1 1-H HR		X 0-0 ① B5		4	2	2	2	0	0	0
12 Alfonso Soriano, R (1, 7) OBP: 0.338, SLG: 0.475	C F F B F X 1-2 ③ G6-3			S B S B 1 SAFE B X 3-2 ② F7 1-2		B X 1-0 16 HR 1B		C B F B T 2-2 ② K		4	1	1	0	0	1	1
16 Aramis Ramirez, R (1, 5) OBP: 0.327, SLG: 0.521		F B B X 2-1 ① F7		B C C F B B X 3-2 2-H 1B		B F 1 SAFE 1 SAFE X 1-1 1-H HR		C X 0-1 ③ G4-3		4	1	2	3	0	0	0
19 Matt Murton, R (1, 9) OBP: 0.333, SLG: 0.375		S X 0-1 ② F9		F F C 0-3 ③ K		B F F F B B X 3-2 ② F8			X 0-0 ① F9	4	0	0	0	0	1	1
Mark DeRosa, R (1, 3) OBP: 0.342, SLG: 0.427 43 Michael Wuertz, R (6, 1) 13 Will Ohman, L (7, 1) 17 Mike Fontenot, L (9, PH) OBP: 0.500, SLG: 1.000 46 Ryan Dempster, R (9, 1) 47 Scott Eyre, L (9, 1)		B X 1-0 ③ F8			B B C B F X 3-2 ① G5-3	B X 1-0 ③ F9			X 0-0 ② F8	3 0 0 0 1 0 0	0 0 0 0 0 0 0	0 0 0 0 0 0 0	0 0 0 0 0 0 0	0 0 0 0 0 0 0	0 0 0 0 0 0 0	0 0 0 0 0 0 0
24 Henry Blanco, R (1, 2) OBP: 0.233, SLG: 0.286		C X 0-1 ① F7			B B X 2-0 ② P4		B X 1-0 ① P3		B S F C 1-3 ③ K	4	0	0	0	0	1	0
Cesar Izturis, S (1, 6) OBP: 0.343, SLG: 0.348		B C B B F X 3-2 ② F9			X 0-0 ③ F8		B X 1-0 ② F7			3	0	0	0	0	0	0
37 Angel Guzman, R (1, 1) 32 Daryle Ward, L (6, 3) OBP: 0.472, SLG: 0.407		B C X 1-1 ③ G5-3				C F B C 1-3 ① K	B B C F X 2-2 E4			2 1	0 0	0 0	0 0	0 0	1 0	0 0
Inning Stats	R: 0 H: 0 E: 0 LOB: 0 K: 0 BB: 0 S: 8 P: 9	R: 0 H: 0 E: 0 LOB: 0 K: 0 BB: 0 S: 5 P: 8	R: 0 H: 0 E: 0 LOB: 0 K: 0 BB: 0 S: 7 P: 11	R: 1 H: 2 E: 0 LOB: 1 K: 1 BB: 0 S: 14 P: 21	R: 0 H: 0 E: 0 LOB: 0 K: 0 BB: 0 S: 5 P: 10	R: 4 H: 4 E: 0 LOB: 0 K: 1 BB: 0 S: 14 P: 21	R: 0 H: 0 E: 1 LOB: 1 K: 0 BB: 0 S: 6 P: 10	R: 0 H: 0 E: 0 LOB: 0 K: 1 BB: 0 S: 6 P: 8	R: 0 H: 0 E: 0 LOB: 0 K: 1 BB: 0 S: 5 P: 6	1B: 4 SF: 0 2B: 0 SAC: 0 3B: 0 DP: 0 HR: 2 HBP: 0						

TOP	
AB	34
R	5
H	6
RBI	5
BB	0
SO	4
LOB	3

PITCHER		IP	WLS	BF	H	R	ER	SO	BB	IBB	HBP	BLK	WP	HR	S	P	ERA	WHIP
43 Jason Vargas, L ERA: 6.43	(1, 1)	7.0		28	6	5	5	2	0	0	0	0	0	2	59	90	6.43	0.857
40 Ambiorix Burgos, R ERA: 3.72	(8, 1)	2.0	W	6	0	0	0	2	0	0	0	0	0	0	11	14	0.00	0.000

PITCHER	IP	WLS	BF	H	R	ER	SO	BB	IBB	HBP	BLK	WP	HR	S	P	ERA	WHIP

Chicago Cubs @ New York Mets

Shea Stadium, Flushing, NY

Thu May 17 2007, 1:10 PM EDT

Att. 42,667 - Partly Cloudy - 66 F

livebaseballscorecards.com

BOTTOM

Batter	1	2	3	4	5	6	7	8	9	AB	R	H	RBI	BB	SO	LOB
10 Endy Chavez, L (1, 8) OBP: 0.404, SLG: 0.471	G6-4-3 1B		G3 2-3		S 2B 1B		K		5 1B 1B 21 1B BB 1-2 2-3 3-H	4	2	2	1	1	1	1
Ruben Gotay, S (1, 6) OBP: 0.250, SLG: 0.391	G6-4-3 1-2f		BB		20 1B 1-H 2B		K		5 1B 21 1B 1B 1-2 2-3 3-H	4	1	2	2	1	1	1
20 Shawn Green, L (1, 9) OBP: 0.385, SLG: 0.517	1B		G4-3		21 G1-6-3 2-3 1B			G6-3	21 1B 1B 1-2 2-3 3-H	4	0	2	0	0	0	2
5 David Wright, R (9, PH) OBP: 0.364, SLG: 0.435										1	0	1	1	0	0	0
21 Carlos Delgado, L (1, 3) OBP: 0.304, SLG: 0.324	P5			K	G1-6-3 1-2f			K	1B 1-2 2-H 3-H	5	0	1	2	0	2	3
Julio Franco, R (1, 5) OBP: 0.290, SLG: 0.280		K		K		G6-3		K		4	0	0	0	0	3	0
17 David Newhan, L (1, 4) OBP: 0.375, SLG: 0.320		K		11 S 1B		BB			27 1B 10 BB 1B	3	1	2	0	1	1	0
11 Ramon Castro, R (1, 2) OBP: 0.326, SLG: 0.463		F7		27 FC5-4 1-2 BB		P6			L9	3	0	0	0	1	0	2
27 Carlos Gómez, R (1, 7) OBP: 0.462, SLG: 0.583			10 G3 43 SH1-3 HBP	FC5-4 1-2f		F7			10 BB 15 DI 1-3 1B	3	1	1	0	0	0	3
43 Jason Vargas, L (1, 1)			SH1-3 1-2		G4-3		G6-3		1B 10 BB 5 1B 1-2 BB	1	0	0	0	0	0	0
3 Damion Easley, R (7, PH) OBP: 0.347, SLG: 0.594										1	0	0	0	0	0	0
40 Ambiorix Burgos, R (8, 1)										0	0	0	0	0	0	0
15 Carlos Beltrán, S (9, PH) OBP: 0.394, SLG: 0.552										0	1	0	0	1	0	0

Inning Stats									
	R: 0 E: 0 K: 0 S: 8	H: 2 LOB: 1 BB: 0 P: 12	R: 0 E: 0 K: 2 S: 11	H: 0 LOB: 0 BB: 0 P: 16	R: 0 E: 0 K: 0 S: 7	H: 0 LOB: 2 BB: 1 P: 14	R: 0 E: 0 K: 2 S: 11	H: 1 LOB: 2 BB: 1 P: 17	R: 1 E: 0 K: 0 S: 13	H: 3 LOB: 1 BB: 0 P: 16
	R: 0 E: 0 K: 0 S: 6	H: 0 LOB: 1 BB: 1 P: 10	R: 0 E: 0 K: 2 S: 12	H: 0 LOB: 0 BB: 0 P: 14	R: 0 E: 0 K: 2 S: 9	H: 0 LOB: 0 BB: 0 P: 13	R: 5 E: 0 K: 0 S: 17	H: 5 LOB: 2 BB: 2 P: 29	1B: 10 2B: 1 3B: 0 HR: 0	SF: 0 SAC: 1 DP: 2 HBP: 1

	AB	33
	R	6
	H	11
	RBI	6
	BB	5
	SO	8
	LOB	12

PITCHER		IP	WLS	BF	H	R	ER	SO	BB	IBB	HBP	BLK	WP	HR	S	P	ERA	WHIP
37 Angel Guzman, R ERA: 3.18	(1, 1)	5.0		22	6	1	1	4	2	0	1	0	0	0	50	75	1.80	1.600
43 Michael Wuertz, R ERA: 1.93	(6, 1)	1.1		5	0	0	0	0	1	0	0	0	0	0	9	14	0.00	0.750
13 Will Ohman, L ERA: 4.5	(7, 1)	1.2		5	0	0	0	4	0	0	0	0	0	0	18	23	0.00	0.000
46 Ryan Dempster, R ERA: 4.66	(9, 1)	0.1	L	6	3	5	5	0	2	0	0	0	0	0	15	26	135.00	15.000
47 Scott Eyre, L ERA: 8.1	(9, 1)	0.0	B	2	2	0	0	0	0	0	0	0	0	0	2	3	∞	∞

PITCHER	IP	WLS	BF	H	R	ER	SO	BB	IBB	HBP	BLK	WP	HR	S	P	ERA	WHIP

WP: 0 PB: 0 SB: 2 CS: 0 PA: 40

Batter	1	2	3	4	5	6	7	8	9	AB	R	H	RBI	BB	SO	LOB
17 Darin Erstad, L (1, 8) OBP: 0.307, SLG: 0.352	F B X 1-1 L5 ①		B B B C C X 3-2 F9 ①		B X 1-0 F8 ②		B B B C F X 3-2 2-H 2B			4	0	1	1	0	0	0
38 Pablo Ozuna, R (1, 5) OBP: 0.261, SLG: 0.258	B C X 1-1 P6 ②		C X 0-1 G1-3 ②		C B F B F X 2-2 G4-3 ③		X 0-0 F9 ③			4	0	0	0	0	0	1
23 Jermaine Dye, R (1, 9) OBP: 0.281, SLG: 0.435	F F B X 1-2 G6-3 ③		B X 1-0 HR			C B B F F C 2-3 K ①		C B B F F S 2-3 K ①		4	1	1	1	0	2	0
14 Paul Konerko, R (1, 3) OBP: 0.287, SLG: 0.338		C X 0-1 5 WP BB 5 SF7 1B	C B S S 1-3 K ③			B X 1-0 P4 ②		B X 1-0 L5 ②		4	1	1	0	0	1	0
Tadahito Iguchi, R (1, 4) OBP: 0.339, SLG: 0.364		B S B B B 4-1 5 WP 1-2 BB		C X 0-1 G6-3 ①		X 0-0 1B		C F B S 1-3 K ③		3	0	1	0	1	1	0
5 Juan Uribe, R (1, 6) OBP: 0.287, SLG: 0.394		B C B C X 2-2 SF7 ① 1-2 2-H		X 0-0 P3 ②		C D 1 SAFE F F 1 SAFE F S 1-3 K ③			C B S F B X 2-2 F7 ①	3	0	0	1	0	1	1
Toby Hall, R (1, 2) OBP: 0.667, SLG: 1.000 Rob Mackowiak, L (9, PH) OBP: 0.314, SLG: 0.274		B X 1-0 P6 ②		C B X 1-1 30 FC5-4 1B			C F B X 1-2 17 2B 2B		C F B B S 2-3 K ②	3 1	1 0	2 0	0 0	0 1	0 0	1 0
30 Luis Terrero, R (1, 7) OBP: 0.364, SLG: 0.500 31 Ryan Sweeney, L (9, PH) OBP: 0.271, SLG: 0.341		B B C B B 4-1 BB		X 0-0 FC5-4 ③ 1-2f			C S B S 1-3 K ①		B C F B C 2-3 K ③	2 1	0 0	0 0	0 0	1 0	1 1	2 0
56 Mark Buehrle, L (1, 1) 47 Mike MacDougal, S (7, 1) 57 Boone Logan, R (8, 1)		C C X 0-2 G4-3 ③			F B B S B F S 3-3 K ①		B B C F F F B C 3-3 K ②			3 0 0	0 0 0	0 0 0	0 0 0	0 0 0	2 0 0	3 0 0
Inning Stats	R: 0 E: 0 K: 0 S: 7 H: 0 LOB: 0 BB: 0 P: 10	R: 1 E: 0 K: 0 S: 11 H: 1 LOB: 2 BB: 2 P: 22	R: 1 E: 0 K: 1 S: 9 H: 1 LOB: 0 BB: 0 P: 14	R: 0 E: 0 K: 0 S: 6 H: 1 LOB: 1 BB: 0 P: 7	R: 0 E: 0 K: 1 S: 9 H: 0 LOB: 0 BB: 0 P: 15	R: 0 E: 0 K: 2 S: 10 H: 1 LOB: 1 BB: 0 P: 14	R: 1 E: 0 K: 2 S: 16 H: 2 LOB: 1 BB: 0 P: 24	R: 0 E: 0 K: 2 S: 8 H: 0 LOB: 0 BB: 0 P: 12	R: 0 E: 0 K: 2 S: 11 H: 0 LOB: 0 BB: 0 P: 17	1B: 3 2B: 2 3B: 0 HR: 1 SF: 1 SAC: 0 DP: 0 HBP: 0						

PITCHER		IP	WLS	BF	H	R	ER	SO	BB	IBB	HBP	BLK	WP	HR	S	P	ERA	WHIP
30 Ted Lilly, L ERA: 2.69	(1, 1)	7.0	W	29	6	3	3	6	2	0	0	0	1	1	68	106	3.86	1.143
Bob Howry, R ERA: 4.35	(8, 1)	1.0	H	3	0	0	0	2	0	0	0	0	0	0	8	12	0.00	0.000
46 Ryan Dempster, R ERA: 4.43	(9, 1)	1.0	S	3	0	0	0	2	0	0	0	0	0	0	11	17	0.00	0.000

PITCHER	IP	WLS	BF	H	R	ER	SO	BB	IBB	HBP	BLK	WP	HR	S	P	ERA	WHIP

TOP

Chicago White Sox @ Chicago Cubs

Wrigley Field, Chicago, IL

Fri May 18 2007, 1:20 PM CDT

Att. 40,874 - Sunny - 59 F

livebaseballscorecards.com

AB	32
R	3
H	6
RBI	3
BB	2
SO	10
LOB	8

WP: 1 PB: 0 SB: 0 CS: 0 PA: 35

Batter	1	2	3	4	5	6	7	8	9	AB	R	H	RBI	BB	SO	LOB
2 Ryan Theriot, R (1, 4) OBP: 0.362, SLG: 0.352	B C C B F B X 3-2 L6 ①		B C B C F F B X 3-2 L4 ②		B C B F F B X 3-2 P4 ③		S B X 1-1 29 3B 1B 1-2	B B 1 X SAFE 2-0 FC5-4 ② 1-2f 3-H		5	1	1	1	0	0	1
29 Ángel Pagán, S (1, 8) OBP: 0.455, SLG: 0.864	C B B C F X 2-2 P3 ②		C X 0-1 12 FC6-4 1B			B B C F X 2-2 16 1B 1B	X 0-0 12 PB 3B 1-H 2-H	B C 1 F F F F F S SAFE 1-3 K ③		5	1	3	2	0	1	1
12 Alfonso Soriano, R (1, 7) OBP: 0.335, SLG: 0.469	B B X 2-0 F8 ③		C 1 X SAFE 0-1 FC6-4 ③ 1-2f			F X 0-1 F7 ①	B S B S B B X 3-2 16 E 16 1B 1B 3-H			4	0	1	0	0	0	2
16 Aramis Ramirez, R (1, 5) OBP: 0.337, SLG: 0.534		X 0-0 G6-3 ①		C C B F X 1-2 2B		X 0-0 E 1B 1-3	D B C F X 2-2 E5 1B 1-3			4	0	3	0	0	0	0
Michael Barrett, R (1, 2) OBP: 0.301, SLG: 0.436		C F F B F F F F X 1-2 HR		B F S T 1-2 K ①		B X 1-0 F9 ② 1-2	S S D S 1-3 K ③			4	1	1	1	0	2	5
Mark DeRosa, R (1, 3) OBP: 0.347, SLG: 0.425		B B B C S B 4-2 BB	B X 1-0 F9 ②			F F B B B X 2-2 G4-3 ③		B C B B X 3-1 E 19 1B 15 FC6 1B		3	1	1	0	1	0	3
19 Matt Murton, R (1, 9) OBP: 0.330, SLG: 0.369 Jacque Jones, L (9, 9) OBP: 0.321, SLG: 0.364		B C F 1 B S SAFE 2-3 K ②	B X 1-0 G5-3 ③				F B X 1-1 F7 ①	F X 0-1 15 E E 2 FC5-4 1-2 1B		4 0	1 0	1 0	0 0	0 0	1 0	2 0
Cesar Izturis, S (1, 6) OBP: 0.330, SLG: 0.333		C F S 0-3 K ③			X 0-0 G6-3 ①		B S F F X 1-2 G1-3 ②	B C 2 B F S SAFE 2-3 K ① 1-2 2-3		4	0	0	0	0	2	3
30 Ted Lilly, L (1, 1) OBP: 0.100, SLG: 0.100 24 Henry Blanco, R (7, PH) OBP: 0.258, SLG: 0.286 Bob Howry, L (8, 1) 15 Cliff Floyd, L (8, PH) OBP: 0.341, SLG: 0.402 46 Ryan Dempster, R (9, 1)			B C S S X 1-2 P6 ①		F S S 0-3 K ②		C B B B B 4-1 2 1B 29 3B BB	C X 0-1 FC6 2 FC5-4 2-3 3-H		2 0 0 0 1 0	0 1 0 0 0 0	0 0 0 0 1 0	0 1 0 0 0 0	1 0 0 1 0 0	0 0 0 0 0 0	0 0 0 1 0 0
Inning Stats	R: 0 H: 0 E: 0 LOB: 0 K: 0 BB: 0 S: 9 P: 16	R: 1 H: 1 E: 0 LOB: 1 K: 2 BB: 1 S: 16 P: 23	R: 0 H: 1 E: 0 LOB: 1 K: 0 BB: 0 S: 12 P: 16	R: 0 H: 1 E: 0 LOB: 1 K: 1 BB: 0 S: 9 P: 13	R: 0 H: 0 E: 0 LOB: 0 K: 1 BB: 0 S: 8 P: 11	R: 0 H: 2 E: 1 LOB: 2 K: 0 BB: 0 S: 10 P: 15	R: 3 H: 4 E: 1 LOB: 2 K: 1 BB: 1 S: 19 P: 32	R: 2 H: 2 E: 2 LOB: 1 K: 2 BB: 0 S: 17 P: 25		1B: 8 SF: 0 2B: 1 SAC: 0 3B: 1 DP: 0 HR: 1 HBP: 0						

PITCHER		IP	WLS	BF	H	R	ER	SO	BB	IBB	HBP	BLK	WP	HR	S	P	ERA	WHIP
56 Mark Buehrle, L ERA: 3.67	(1, 1)	6.2		28	6	3	3	4	2	0	0	0	0	1	73	110	4.05	1.200
47 Mike MacDougal, R ERA: 5.4	(7, 1)	0.2	L	7	5	3	1	2	0	0	0	0	0	0	17	28	13.50	7.500
57 Boone Logan, L ERA: 4.09	(8, 1)	0.2		3	0	0	0	1	0	0	0	0	0	0	10	13	0.00	0.000

PITCHER	IP	WLS	BF	H	R	ER	SO	BB	IBB	HBP	BLK	WP	HR	S	P	ERA	WHIP

BOTTOM

Chicago White Sox @ Chicago Cubs

Wrigley Field, Chicago, IL

Fri May 18 2007, 1:20 PM CDT

Att. 40,874 - Sunny - 59 F

livebaseballscorecards.com

AB	36
R	6
H	11
RBI	5
BB	2
SO	7
LOB	18

WP: 0 PA: 38
PB: 1
SB: 0
CS: 0

Batter	1	2	3	4	5	6	7	8	9	AB	R	H	RBI	BB	SO	LOB
17 Darin Erstad, L (1, 8) OBP: 0.304, SLG: 0.347	B B C X 2-1 E3		C X 0-1 ② G4-1	B C X 1-1 ③ G4-3			C F F F X 0-2 5 FC1-6 1B		C S S 0-3 ① K	5	0	1	0	0	1	2
5 Juan Uribe, R (1, 6) OBP: 0.276, SLG: 0.377	D F S B S 2-3 ① K		C B F S 1-3 ③ K		B X 1-0 ① F7		B 1 SAFE L 1 SAFE X 1-1 ① FC1-6 23 G5-3 12 BB 1-2f		B F B B B X 3-1 ② P5	5	0	0	0	0	2	2
12 A.J. Pierzynski, L (1, 2) OBP: 0.301, SLG: 0.460	B X 1-0 ② F7			B F X 1-1 23 2B 1B	B B X 2-0 ② G3		B D F S F B F B 4-2 1-2 BB		B B X 2-0 ③ P6	4	1	1	0	1	0	1
23 Jermaine Dye, R (1, 9) OBP: 0.280, SLG: 0.437	C X 0-1 ③ G4-3			B C B D F F X 3-2 1B 1B 1-3 2B	X 0-0 ③ F7		B S X 1-1 ②③ G5-3 2-3f			4	1	1	0	0	0	3
14 Paul Konerko, R (1, 3) OBP: 0.292, SLG: 0.359		B B B B 4-0 G3-4-3 BB		B F X 1-1 ① G5-3	X 0-0 ① G5-3			B C B X 2-1 HR		3	1	1	1	1	0	2
Rob Mackowiak, L (1, 7) OBP: 0.311, SLG: 0.273 54 David Aardsma, R (8, 1) 57 Boone Logan, R (8, 1)		B F D F B X 3-2 ① G3-4-3 1-2		X 0-0 1B 24 1B 2-3 3-H 1B	B F B X 2-1 ② P6			B C B X 2-1 ① F7		4 0 0	1 0 0	1 0 0	1 0 0	0 0 0	0 0 0	1 0 0
Tadahito Iguchi, R (1, 4) OBP: 0.351, SLG: 0.387		C B B F S 2-3 ② K		F B X 1-1 SH2-4 24 1B 1-2 3-H 1B	X 0-0 24 HR 1B			X 0-0 2B		4	1	3	1	0	1	1
24 Joe Crede, R (1, 5) OBP: 0.254, SLG: 0.313		C B C B X 2-2 ③ F8		C B D X 2-1 SH2-4 1-2 2-H 1B	X 0-0 1-H HR			B C X 1-1 ② F9		4	1	2	3	0	0	2
Javier Vazquez, R (1, 1) 31 Ryan Sweeney, L (8, PH) OBP: 0.265, SLG: 0.333 (8, 7)			B C C S 1-3 ① K	B C X 1-1 ② SH2-4 1-2 2-3	C X 0-1 ③ G6-3			C F F F B B F X 2-2 ③ G1-3		2 1	0 0	0 0	0 0	0 0	1 0	0 1
Inning Stats	R: 0 H: 0 E: 1 LOB: 1 K: 1 BB: 0 S: 8 P: 13	R: 0 H: 0 E: 0 LOB: 1 K: 1 BB: 1 S: 9 P: 20	R: 0 H: 0 E: 0 LOB: 0 K: 2 BB: 0 S: 8 P: 10	R: 3 H: 5 E: 0 LOB: 2 K: 0 BB: 0 S: 17 P: 27	R: 0 H: 0 E: 0 LOB: 0 K: 0 BB: 0 S: 3 P: 6	R: 2 H: 2 E: 0 LOB: 0 K: 0 BB: 0 S: 7 P: 9	R: 0 H: 1 E: 0 LOB: 1 K: 0 BB: 1 S: 13 P: 19	R: 1 H: 2 E: 0 LOB: 1 K: 0 BB: 0 S: 12 P: 19	R: 0 H: 0 E: 0 LOB: 0 K: 1 BB: 0 S: 6 P: 11	1B: 6 2B: 2 3B: 0 HR: 2	SF: 0 SAC: 1 DP: 1 HBP: 0					

PITCHER		IP	WLS	BF	H	R	ER	SO	BB	IBB	HBP	BLK	WP	HR	S	P	ERA	WHIP
Jason Marquis, R ERA: 2.76	(1, 1)	6.0		27	7	5	5	4	1	0	0	0	0	1	52	85	7.50	1.333
13 Will Ohman, L ERA: 4.38	(7, 1)	0.1		3	1	0	0	0	1	0	0	0	0	0	11	16	0.00	6.000
43 Michael Wuertz, R ERA: 1.86	(7, 1)	0.2		1	0	0	0	0	0	0	0	0	0	0	2	3	0.00	0.000
Bob Howry, R ERA: 4.57	(8, 1)	1.0	W	5	2	1	1	0	0	0	0	0	0	1	12	19	9.00	2.000
49 Carlos Marmol, R ERA:	(9, 1)	1.0		3	0	0	0	1	0	0	0	0	0	0	6	11	0.00	0.000

PITCHER	IP	WLS	BF	H	R	ER	SO	BB	IBB	HBP	BLK	WP	HR	S	P	ERA	WHIP

Chicago White Sox @ Chicago Cubs

Wrigley Field, Chicago, IL

Sat May 19 2007, 2:55 PM CDT

Att. 41,101 - Sunny - 77 F

TOP

livebaseballscorecards.com

AB	36
R	6
H	10
RBI	6
BB	2
SO	5
LOB	15

WP: 0	PA: 39
PB: 0	
SB: 0	
CS: 0	

BOTTOM

Chicago White Sox @ Chicago Cubs

Wrigley Field, Chicago, IL

Sat May 19 2007, 2:55 PM CDT

Att. 41,101 - Sunny - 77 F

Batter	1	2	3	4	5	6	7	8	9	AB	R	H	RBI	BB	SO	LOB
2 Ryan Theriot, R (1, 6) (8, 4) OBP: 0.364, SLG: 0.369	C F B B X 2-2 G6-3 ①		B X 1-0 F9 ②		X 0-0 1B			12 1B 3B 1-3 K ③		5	1	2	0	0	1	1
19 Matt Murton, R (1, 9) OBP: 0.319, SLG: 0.356	B X 1-0 G6-3 ②		B S S S 1-3 K ③		S B 1 F S SAFE 1-3 K ②			B X 1-0 G4-3 ①		3	0	0	0	0	2	1
15 Cliff Floyd, L (8, PH) (9, 9) OBP: 0.337, SLG: 0.398										1	0	0	0	0	0	1
12 Alfonso Soriano, R (1, 7) OBP: 0.333, SLG: 0.463	S B S F X 1-2 G5-3 ③			B C X 1-1 G4-3 ①	F B B F S 2-3 K ③			X 0-0 16 3B 1B 3-H		4	1	1	1	0	1	1
16 Aramis Ramirez, R (1, 5) OBP: 0.341, SLG: 0.546		X 0-0 32 2B 1B		B C F S 1-3 K ②		B B B C X 3-1 G6-3 ①		X 0-0 25 HR 3B 1-H		4	2	2	1	0	1	0
32 Daryle Ward, L (1, 3) OBP: 0.475, SLG: 0.433		B X 1-0 G4-3 SF8 2B 1-H		B S X 1-1 F8 ③		C S B B S 2-3 K ②		I I I 4-0 1B 25 HR IBB		3	2	1	1	1	1	0
Michael Barrett, R (1, 2) OBP: 0.307, SLG: 0.460		C F X 0-2 G4-3 ① 2-3			B B X 2-0 HR	C B C S 1-3 K ③		B X 1-0 25 HR 1B 1-2		4	2	2	1	0	1	1
Jacque Jones, L (1, 8) OBP: 0.315, SLG: 0.359	B X 1-0 SF8 ② 3-H				B X 1-0 F8 ①		F B B S X 2-2 F7 ①	S B B B X 3-1 1-H 2-H 3-H HR		2	0	0	1	0	0	0
25 Derrek Lee, R (8, PH) OBP: 0.466, SLG: 0.577										1	1	1	4	0	0	0
49 Carlos Marmol, R (9, 1)										0	0	0	0	0	0	0
Mark DeRosa, R (1, 4) OBP: 0.346, SLG: 0.417	C B B S C 2-3 K ③				B B B C B 4-1 HR BB		S B S S S 2-3 K ②	F C B X 1-2 P5 ②		2	1	0	0	1	2	0
Bob Howry, L (8, 1)										0	0	0	0	0	0	0
29 Ángel Pagán, S (8, PH) (9, 8) OBP: 0.435, SLG: 0.826										1	0	0	0	0	0	0
Jason Marquis, L (1, 1) OBP: 0.269, SLG: 0.440			B B C S X 2-2 F8 ①		B F 1 B B F X SAFE 3-2 1-H HR		B C F X 1-2 F8 ③	F B X 1-1 1B		2	1	1	2	0	0	0
13 Will Ohman, L (7, 1)										0	0	0	0	0	0	0
43 Michael Wuertz, R (7, 1)										0	0	0	0	0	0	0
Cesar Izturis, S (7, PH) (8, 6) OBP: 0.333, SLG: 0.337										2	0	1	0	0	0	0
Inning Stats	R: 0 E: 0 K: 0 S: 8 H: 0 LOB: 0 BB: 0 P: 12	R: 2 E: 0 K: 1 S: 9 H: 2 LOB: 0 BB: 0 P: 13	R: 0 E: 0 K: 1 S: 7 H: 0 LOB: 0 BB: 0 P: 11	R: 0 E: 0 K: 1 S: 7 H: 0 LOB: 0 BB: 0 P: 10	R: 3 E: 0 K: 2 S: 13 H: 3 LOB: 1 BB: 1 P: 26	R: 0 E: 0 K: 2 S: 8 H: 0 LOB: 0 BB: 0 P: 14	R: 0 E: 0 K: 1 S: 9 H: 0 LOB: 0 BB: 0 P: 14	R: 6 E: 0 K: 1 S: 16 H: 6 LOB: 1 BB: 1 P: 28		1B: 5 2B: 1 3B: 2 HR: 3	SF: 1 SAC: 0 DP: 0 HBP: 0					

livebaseballscorecards.com

AB	34
R	11
H	11
RBI	11
BB	2
SO	9
LOB	5

WP: 0 PB: 0 SB: 0 CS: 0 PA: 37

PITCHER		IP	WLS	BF	H	R	ER	SO	BB	IBB	HBP	BLK	WP	HR	S	P	ERA	WHIP
Javier Vazquez, R ERA: 4.21	(1, 1)	7.0		27	5	5	5	8	1	0	0	0	0	2	61	100	6.43	0.857
54 David Aardsma, R ERA: 3.63	(8, 1)	0.1	L	6	4	5	5	0	0	1	0	0	0	0	6	12	135.00	12.000
57 Boone Logan, L ERA: 4.63	(8, 1)	0.2		4	2	1	1	1	0	0	0	0	0	1	10	16	13.50	3.000

PITCHER	IP	WLS	BF	H	R	ER	SO	BB	IBB	HBP	BLK	WP	HR	S	P	ERA	WHIP

Batter	1	2	3	4	5	6	7	8	9	AB	R	H	RBI	BB	SO	LOB
17 Darin Erstad, L (1, 8) OBP: 0.307, SLG: 0.344	4-0 12 G5-4-3 BB	1-1 ③ G3			0-3 ② K		2-2 12 HR BB 1-2 2-H 1B	1-2 ② F8		4	1	1	1	1	1	3
Tadahito Iguchi, R (1, 4) OBP: 0.346, SLG: 0.374	0-2 ① F8		0-0 ① G1-3		2-3 ③ K		4-2 12 HR BB 1-2 2-3	3-2 ③ F9		4	1	0	0	1	1	2
12 A.J. Pierzynski, L (1, 2) OBP: 0.305, SLG: 0.481	1-2 ②③ SAFE G5-4-3 1-2f		2-1 ② P2			3-1 23 G6-4-3 1B	0-1 1-H 2-H 3-H HR		0-2 ① L7	5	1	2	4	0	0	1
23 Jermaine Dye, R (1, 9) OBP: 0.284, SLG: 0.452		3-2 ① P3	1-1 HR			0-2 ①② G6-4-3 1-2f	4-1 14 2B 1B BB		1-1 ② L5	4	2	1	1	1	0	1
14 Paul Konerko, R (1, 3) OBP: 0.301, SLG: 0.369		4-2 24 1B 5 1B 1B BB	1-2 ③ F9			3-2 ③ G6-3	0-0 1-3 1B 2B		2-1 38 1B 8 BB 1B	4	2	2	0	1	0	0
Rob Mackowiak, L (1, 7) OBP: 0.319, SLG: 0.284 37 Matt Thornton, L (7, 1) 54 David Aardsma, R (8, 1) 8 Alex Cintron, S (9, PH) OBP: 0.190, SLG: 0.154 45 Bobby Jenks, R (9, 1)	0-1 24 1B 5 1B 1-2 1B		1-0 ① P4				F7 2-H 3-H 1B		4-2 38 1B 1-2 BB	4	1	2	2	0	0	0
24 Joe Crede, R (1, 5) OBP: 0.259, SLG: 0.319 38 Pablo Ozuna, R (4, PH) OBP: 0.260, SLG: 0.257 (4, 5)	0-0 46 SH2-4 5 1B 1-2 2-3 1B		0-0 ② F9				K F9		1-2 1-2 2-3 1B	1	0	1	0	0	0	0
5 Juan Uribe, R (1, 6) OBP: 0.280, SLG: 0.373	1-1 46 SH2-4 1-2 2-H 3-H 1B		3-3 ③ K				1-0 25 BB 17 1B HBP	2-3 ① K	3-2 ③ F9	4	1	1	2	0	2	3
46 Nick Masset, R (1, 1) 51 Andrew Sisco, L (6, 1) 47 Mike MacDougal, S (6, 1) 25 Jim Thome, L (7, PH) OBP: 0.558, SLG: 0.680 30 Luis Terrero, R (7, 7) OBP: 0.417, SLG: 0.500	0-2 ② SH2-4 1-2 2-3				1-3 ① K		4-2 PB 17 1B 12 HR 1-2 BB	4-0 BB		1	0	0	0	0	1	0
Inning Stats	R: 0 E: 0 K: 0 S: 8 H: 0 LOB: 0 BB: 1 P: 13	R: 2 E: 0 K: 0 S: 19 H: 3 LOB: 2 BB: 1 P: 28	R: 1 E: 0 K: 0 S: 8 H: 1 LOB: 0 BB: 0 P: 12	R: 0 E: 0 K: 1 S: 5 H: 0 LOB: 0 BB: 0 P: 9	R: 0 E: 0 K: 3 S: 11 H: 0 LOB: 0 BB: 0 P: 14	R: 0 E: 0 K: 0 S: 9 H: 1 LOB: 0 BB: 0 P: 15	R: 7 E: 0 K: 1 S: 20 H: 4 LOB: 1 BB: 3 P: 37	R: 0 E: 0 K: 1 S: 9 H: 0 LOB: 1 BB: 1 P: 19	R: 0 E: 0 K: 0 S: 17 H: 2 LOB: 3 BB: 1 P: 28	1B: 8 2B: 1 3B: 0 HR: 2 SF: 0 SAC: 1 DP: 2 HBP: 1						

PITCHER		IP	WLS	BF	H	R	ER	SO	BB	IBB	HBP	BLK	WP	HR	S	P	ERA	WHIP
38 Carlos Zambrano, R ERA: 5.61	(1, 1)	6.2	L	29	6	7	7	5	4	0	1	0	0	1	72	116	9.45	1.500
48 Neal Cotts, L ERA: 4.86	(7, 1)	0.1		5	3	3	3	0	1	0	0	0	0	1	8	12	81.00	12.000
49 Carlos Marmol, R ERA:	(8, 1)	1.0		4	0	0	0	1	1	0	0	0	0	0	9	19	0.00	1.000
47 Scott Eyre, L ERA: 7.53	(9, 1)	1.0		6	2	0	0	0	1	0	0	0	0	0	17	28	0.00	3.000

PITCHER	IP	WLS	BF	H	R	ER	SO	BB	IBB	HBP	BLK	WP	HR	S	P	ERA	WHIP

TOP

Chicago White Sox @ Chicago Cubs

Wrigley Field, Chicago, IL

Sun May 20 2007, 1:20 PM CDT

Att. 41,164 - Cloudy - 47 F

livebaseballscorecards.com

AB	35
R	10
H	11
RBI	10
BB	7
SO	6
LOB	11

BOTTOM

Chicago White Sox @ Chicago Cubs

Wrigley Field, Chicago, IL

Sun May 20 2007, 1:20 PM CDT

Att. 41,164 - Cloudy - 47 F

livebaseballscorecards.com

Batter	1	2	3	4	5	6	7	8	9	AB	R	H	RBI	BB	SO	LOB
2 Ryan Theriot, R (1, 4) OBP: 0.365, SLG: 0.366	F9		G2-3			G5-3		16 HR 29 BB 1B	BB	4	1	1	0	1	0	0
29 Ángel Pagán, S (1, 8) OBP: 0.429, SLG: 0.731	32 1B 12 S BB		F8			F9		16 HR 1-2 BB	F8	3	2	0	0	2	0	1
12 Alfonso Soriano, R (1, 7) OBP: 0.335, SLG: 0.471	32 1B 1-2 BB		K			25 WP 3B		K	G4-6-3	4	1	1	0	1	2	3
16 Aramis Ramirez, R (1, 5) OBP: 0.351, SLG: 0.568	F9			G6-4-3 1B		25 WP BB		1-H 2-H HR		3	1	2	3	1	0	2
32 Daryle Ward, L (1, 3) OBP: 0.476, SLG: 0.438 25 Derrek Lee, R (6, PH) OBP: 0.469, SLG: 0.577 Mark DeRosa, R (6, PR) OBP: 0.352, SLG: 0.431 (7, 3)	1-3 2-H 1B			K		1-3 3-H BB		1B 2B		2 0 1	0 0 1	1 0 1	1 0 0	0 1 0	1 0 0	1 0 0
Michael Barrett, R (1, 2) OBP: 0.299, SLG: 0.447	G5-3			G6-4-3 1-2f		G6-3		P6		4	0	0	0	0	0	6
Jacque Jones, L (1, 9) OBP: 0.313, SLG: 0.356		G3			G3		F9	2-H 1B		4	0	1	1	0	0	0
Cesar Izturis, S (1, 6) OBP: 0.321, SLG: 0.324		G5-3			F8		L1		G4-3	4	0	0	0	0	0	1
38 Carlos Zambrano, S (1, 1) OBP: 0.227, SLG: 0.409 48 Neal Cotts, L (7, 1) 24 Henry Blanco, R (7, PH) OBP: 0.250, SLG: 0.278 49 Carlos Marmol, R (8, 1) 47 Scott Eyre, L (9, 1) 15 Cliff Floyd, L (9, PH) OBP: 0.333, SLG: 0.393		K					K		K	2 0 1 0 0 1	0 0 0 0 0 0	0 0 0 0 0 0	0 0 0 0 0 0	1 0 1 0 0 1	0 0 0 0 0 0	0 0 0 0 0 0
Inning Stats	R: 1 H: 1 E: 0 LOB: 2 K: 0 BB: 2 S: 11 P: 21	R: 0 H: 0 E: 0 LOB: 0 K: 1 BB: 0 S: 6 P: 8	R: 0 H: 0 E: 0 LOB: 0 K: 1 BB: 0 S: 9 P: 13	R: 0 H: 1 E: 0 LOB: 0 K: 1 BB: 0 S: 9 P: 10	R: 0 H: 0 E: 0 LOB: 0 K: 0 BB: 0 S: 9 P: 12	R: 1 H: 1 E: 0 LOB: 2 K: 0 BB: 2 S: 12 P: 23	R: 0 H: 0 E: 0 LOB: 0 K: 1 BB: 0 S: 7 P: 10	R: 4 H: 4 E: 0 LOB: 1 K: 1 BB: 1 S: 19 P: 33	R: 0 H: 0 E: 0 LOB: 1 K: 1 BB: 1 S: 10 P: 17	1B: 4 SF: 0 2B: 1 SAC: 0 3B: 1 DP: 1 HR: 1 HBP: 0						

	AB	33
	R	6
	H	7
	RBI	5
	BB	6
	SO	6
	LOB	14

WP: 2 PA: 39
PB: 0
SB: 1
CS: 0

PITCHER		IP	WLS	BF	H	R	ER	SO	BB	IBB	HBP	BLK	WP	HR	S	P	ERA	WHIP
46 Nick Masset, R ERA: 5.73	(1, 1)	5.2	W	22	3	2	2	3	3	0	0	0	0	0	51	78	3.18	1.059
51 Andrew Sisco, L ERA: 6.75	(6, 1)	0.0		1	0	0	0	0	1	0	0	0	1	0	2	6	∞	∞
47 Mike MacDougal, R ERA: 5.28	(6, 1)	0.1	H	1	0	0	0	0	0	0	0	0	0	0	3	3	0.00	0.000
37 Matt Thornton, L ERA: 4.22	(7, 1)	1.0		3	0	0	0	1	0	0	0	0	0	0	7	10	0.00	0.000
54 David Aardsma, R ERA: 5.01	(8, 1)	1.0		8	4	4	4	1	1	0	0	0	0	1	19	33	36.00	5.000
45 Bobby Jenks, R ERA: 3.0	(9, 1)	1.0		4	0	0	0	1	1	0	0	0	0	0	10	17	0.00	1.000

Batter	1	2	3	4	5	6	7	8	9	AB	R	H	RBI	BB	SO	LOB
12 Alfonso Soriano, R (1, 7) OBP: 0.343, SLG: 0.465	C FA 96 B FA 97 S FA 97 B SL 86 B FA 99 F SL 86 F FA 98 B FA 99 4-2 16 1B 15 1B BB	S SL 86 1 SAFE B FA 96 C FA 98 S FA 98 1-3 K ③			B FA 97 C FA 97 F FA 96 S SL 85 1-3 K ②		B FA 98 B FA 98 S FA 97 B FA 98 F FA 96 F CU 87 D CU 88 4-2 2 FC6-4 1-2 2-3 BB		B FA 96 B SL 88 S FA 96 F FA 98 F FA 98 B FA 100 B FA 96 4-2 1-2 BB	2	1	0	0	3	2	1
2 Ryan Theriot, R (1, 4) OBP: 0.353, SLG: 0.353	1 SAFE 1 SAFE C FA 98 B FA 98 1 SAFE C SL 87 1 SAFE B FA 99 F FA 99 2-3 S SL 86 K ①		X FA 95 0-0 G6-3 ①		B CU 85 C FA 87 B CU 85 B FA 96 F FA 95 X FA 97 3-2 G6-3 ③		C CU 87 X CU 89 0-1 FC6-4 ③ 1-2f		C B CH 76 X FA 90 1-1 F9 ②	5	0	0	0	0	1	6
25 Derrek Lee, R (1, 3) OBP: 0.455, SLG: 0.558	C FA 98 C FA 98 B FA 98 1 SAFE S SL 87 1-3 K ②		B FA 96 B FA 97 X FA 97 2-0 G6-3 ②			C FA 95 B FA 86 B FA 87 C SL 84 X SL 84 2-2 G1-3 ①		B FA 88 B FA 89 F FA 88 S FA 88 X FA 88 2-2 E4 FC3-6 16 1B	B FA 91 F CH 83 B FA 91 S FA 90 F B X FA 89 3-2 F8 ③	5	0	0	0	0	1	3
16 Aramis Ramirez, R (1, 5) OBP: 0.354, SLG: 0.566	B FA 98 F FA 98 C SL 86 X FA 98 1-2 FC5 15 1B 1-3 1B		B FA 96 B FA 96 F FA 96 C FA 97 F CU 86 X SL 86 2-2 F7 ③			C FA 96 C FA 96 B FA 98 F CU 85 X FA 97 1-2 G5-3 ②		X FA 90 0-0 FC3-6 1-2 1B		4	0	2	0	0	0	0
15 Cliff Floyd, L (1, 9) OBP: 0.340, SLG: 0.409	B FA 98 B SL 91 S FA 98 S FA 98 X FA 99 2-2 FC5 1-2 3-H 1B			B FA 95 X FA 95 1-0 2B		B CU 80 X FA 97 1-1 P5 ③		B FA 90 S FA 90 S FA 90 B FA 89 B FA 88 S FA 89 3-3 K ①		4	0	2	1	0	1	2
Michael Barrett, R (1, 2) OBP: 0.291, SLG: 0.434	B FA 98 C FA 98 X CU 85 1-1 FC5 ③ 1-2 2-3f			F FA 96 X FA 88 0-1 G5-3 ①			C CU 86 C FA 97 S CU 88 0-3 K2-3 ①	C FA 90 X FA 91 0-1 FC3-6 ② 1-2f 2-3		4	0	0	0	0	1	5
Jacque Jones, L (1, 8) OBP: 0.305, SLG: 0.345 46 Ryan Dempster, R (8, 1)		B FA 94 F FA 94 F FA 95 B FC 90 F SL 89 X FA 97 2-2 G3-1 ①		F SL 90 B FA 96 B SL 90 S SL 90 B SL 88 X SL 89 3-2 F8 ②			B CU 84 B FA 98 C CU 85 C CU 86 F FA 99 S FA 98 2-3 K ②	S FA 90 C FA 89 B FA 88 F FA 88 F FA 88 X FA 90 1-2 G6-3 ③		4 0	0 0	0 0	0 0	1 0	3 0	3 0
Cesar Izturis, S (1, 6) OBP: 0.336, SLG: 0.340		C FA 95 B CH 86 B FA 96 X FA 95 2-1 1B		C SL 89 X SL 91 0-1 L9 ③			B FA 98 X CU 87 1-0 12 BB 19 1B 1B		C FA 93 F CU 81 F CU 83 B CU 83 F FA 97 F FA 98 X CU 78 1-2 12 BB 1B	4	0	3	0	0	0	1
53 Rich Hill, L (1, 1) OBP: 0.100, SLG: 0.105 19 Matt Murton, R (7, PH) OBP: 0.326, SLG: 0.364 37 Angel Guzman, R (7, 1) 29 Ángel Pagán, S (8, 8) OBP: 0.414, SLG: 0.704		B FA 95 F FA 95 M FA 97 L FA 98 1-3 K ②			B FA 94 C FA 94 F SL 88 F CU 85 C SL 84 1-3 K ①		C FA 95 D SL 90 1 SAFE C CU 86 X FA 98 1-2 12 BB 1B		B CH 85 X FA 87 1-0 F9 ①	2 1 0 1	0 0 0 0	0 1 0 0	0 0 0 0	0 0 0 0	2 0 0 0	1 0 0 1
Inning Stats	R: 1 E: 0 K: 2 S: 19 H: 2 LOB: 2 BB: 1 P: 30	R: 0 E: 0 K: 2 S: 12 H: 1 LOB: 1 BB: 0 P: 18	R: 0 E: 0 K: 0 S: 6 H: 0 LOB: 0 BB: 0 P: 10	R: 0 E: 0 K: 0 S: 8 H: 1 LOB: 1 BB: 0 P: 12	R: 0 E: 0 K: 2 S: 10 H: 0 LOB: 0 BB: 0 P: 15	R: 0 E: 0 K: 0 S: 9 H: 0 LOB: 0 BB: 0 P: 13	R: 0 E: 0 K: 2 S: 16 H: 2 LOB: 3 BB: 1 P: 24	R: 0 E: 1 K: 1 S: 14 H: 1 LOB: 2 BB: 0 P: 20	R: 0 E: 0 K: 0 S: 16 H: 1 LOB: 2 BB: 1 P: 26	1B: 7 2B: 1 3B: 0 HR: 0 SF: 0 SAC: 0 DP: 0 HBP: 0						WP: 0 PB: 0 SB: 0 CS: 0 PA: 39	

PITCHER		IP	WLS	BF	H	R	ER	SO	BB	IBB	HBP	BLK	WP	HR	S	P	ERA	WHIP
44 Jake Peavy, R ERA: 1.63	(1, 1)	6.0	W	23	4	1	1	6	1	0	0	0	0	0	64	98	1.50	0.833
21 Heath Bell, R ERA: 1.37	(7, 1)	1.0		6	2	0	0	2	1	0	0	0	0	0	16	24	0.00	3.000
43 Cla Meredith, R ERA: 2.86	(8, 1)	1.0		5	1	0	0	1	0	0	0	0	0	0	14	20	0.00	1.000
26 Doug Brocail, R ERA: 0.87	(9, 1)	0.1		3	1	0	0	0	1	0	0	0	0	0	10	16	0.00	6.000
Trevor Hoffman, R ERA: 3.12	(9, 1)	0.2	S	2	0	0	0	0	0	0	0	0	0	0	6	10	0.00	0.000

PITCHER	IP	WLS	BF	H	R	ER	SO	BB	IBB	HBP	BLK	WP	HR	S	P	ERA	WHIP

TOP

Chicago Cubs @ San Diego Padres

PETCO Park, San Diego, CA

Tue May 22 2007, 10:05 PM EDT

Att. 26,192 - Cloudy - 67 F

livebaseballscorecards.com

AB	36
R	1
H	8
RBI	1
BB	3
SO	9
LOB	23

Chicago Cubs @ San Diego Padres

PETCO Park, San Diego, CA

Tue May 22 2007, 10:05 PM EDT

Att. 26,192 - Cloudy - 67 F

livebaseballscorecards.com

BOTTOM

Batter	1	2	3	4	5	6	7	8	9	AB	R	H	RBI	BB	SO	LOB
22 Marcus Giles, R (1, 4) OBP: 0.362, SLG: 0.401	B FA 92 B FA 92 C FA 93 B FA 93 B FA 93 4-1 PB S 23 1B BB	S FA 92 C FA 93 F SL 86 X CU 75 0-2 2B		B FA 92 F FA 84 C CU 74 S FA 93 1-3 ③ K			C SL 91 B FA 98 C FA 99 X CU 82 1-2 ② G6-3			3	1	1	0	1	1	0
José Cruz Jr., S (1, 9) OBP: 0.346, SLG: 0.471	B CU 74 B FA 93 B FA 94 B FA 93 4-0 3 F8 23 1B 1-3 BB	X CU 74 0-0 ③ G5-3			B CU 74 S CH 84 S CH 84 S CU 74 1-3 ① K		B SL 91 B FA 89 X FA 96 2-0 ③ G4-3			3	0	0	0	1	1	1
Mike Cameron, R (1, 8) OBP: 0.299, SLG: 0.363	B FA 92 F FA 92 1 SAFE 1 SAFE B CU 74 F FA 91 C FA 92 2-3 ① K		C FA 92 X FA 92 0-1 HR		B FA 92 F FA 85 F CU 74 X FA 92 1-2 HR			C SL 90 F CU 80 B FA 97 X FA 97 1-2 ① G6-3		4	2	2	2	0	1	2
23 Adrián González, L (1, 3) OBP: 0.345, SLG: 0.519	F CU 73 F FA 94 F CU 75 B FA 92 X CU 75 1-2 1-2 3-H 1B		B CU 74 C FA 92 C SL 86 F FA 93 F FA 92 B CU 74 F CU 75 X CU 74 2-2 HR		F SL 85 F CU 74 F SL 85 B FA 92 F FA 92 X SL 87 1-2 ② G1-3			C SL 90 F SL 92 B FA 97 F FA 90 C FA 97 1-3 ② K		4	1	2	2	0	1	0
3 Khalil Greene, R (1, 6) OBP: 0.267, SLG: 0.457	C CU 74 X FA 93 0-1 ② F8 2-3		C FA 92 B FA 93 B FA 87 X FA 92 2-1 ① F8		X FA 86 0-0 ③ G5-3			C FA 94 B CH 86 S FA 86 X FA 95 1-2 ③ G5-3		4	0	0	0	0	0	2
28 Josh Bard, S (1, 2) OBP: 0.305, SLG: 0.305	C CU 75 S FA 94 S FA 94 0-3 ③ K		F FA 86 C CU 75 X CU 74 0-2 ② G5-3			B FA 84 B FA 92 B FA 91 C FA 92 C FA 92 C FA 90 3-3 ① K				3	0	0	0	0	2	2
5 Kevin Kouzmanoff, R (1, 5) OBP: 0.260, SLG: 0.324		B CU 74 S FA 92 X FA 91 1-1 HR	X FA 88 0-0 ③ G5-3				C FA 92 F CU 76 B SL 85 F CU 75 T FA 93 1-2 ② K			3	1	1	1	0	1	0
8 Terrmel Sledge, L (1, 7) OBP: 0.319, SLG: 0.377		F FA 93 S CU 75 S CU 74 0-3 ① K		B FA 91 X SL 85 1-0 ① P5			C FA 94 B CU 75 F SL 84 B FA 93 F CU 74 B CU 75 S SL 86 3-3 ③ K			3	0	0	0	0	2	0
44 Jake Peavy, R (1, 1) OBP: 0.217, SLG: 0.348 21 Heath Bell, R (7, 1) 13 Oscar Robles, L (7, PH) OBP: 0.235, SLG: 0.235 43 Cla Meredith, R (8, 1) 26 Doug Brocail, L (9, 1) Trevor Hoffman, R (9, 1)		F FA 92 S CU 75 F CU 74 B CU 75 X FA 92 1-2 ② L7		B FA 92 X SL 85 1-0 ② F9			C CU 83 F F F S 0-3 ① K			2 0 1 0 0 0	0 0 0 0 0 0	0 0 0 0 0 0	0 0 0 0 0 0	0 0 1 0 0 0	0 0 0 0 0 0	0 0 0 0 0 0
Inning Stats	R: 1 E: 0 K: 2 S: 13 H: 1 LOB: 2 BB: 2 P: 24	R: 1 E: 0 K: 1 S: 14 H: 2 LOB: 1 BB: 0 P: 16	R: 2 E: 0 K: 0 S: 14 H: 2 LOB: 0 BB: 0 P: 18	R: 0 E: 0 K: 1 S: 5 H: 0 LOB: 0 BB: 0 P: 8	R: 1 E: 0 K: 1 S: 12 H: 1 LOB: 0 BB: 0 P: 15	R: 0 E: 0 K: 3 S: 11 H: 0 LOB: 0 BB: 0 P: 18	R: 0 E: 0 K: 1 S: 9 H: 0 LOB: 0 BB: 0 P: 12	R: 0 E: 0 K: 1 S: 10 H: 0 LOB: 0 BB: 0 P: 13		1B: 1 2B: 1 3B: 0 HR: 4 SF: 0 SAC: 0 DP: 0 HBP: 0						

	AB	R	H	RBI	BB	SO	LOB
AB	**30**						
R	**5**						
H	**6**						
RBI	**5**						
BB	**2**						
SO	**10**						
LOB	**7**						

WP: 0 PB: 1 SB: 1 CS: 0 PA: 32

PITCHER		IP	WLS	BF	H	R	ER	SO	BB	IBB	HBP	BLK	WP	HR	S	P	ERA	WHIP
53 Rich Hill, L ERA: 3.38	(1, 1)	6.0	L	26	6	5	5	8	2	0	0	0	0	4	69	99	7.50	1.333
37 Angel Guzman, R ERA: 2.96	(7, 1)	1.2		5	0	0	0	2	0	0	0	0	0	0	16	21	0.00	0.000
46 Ryan Dempster, R ERA: 4.35	(8, 1)	0.1		1	0	0	0	0	0	0	0	0	0	0	3	4	0.00	0.000

PITCHER	IP	WLS	BF	H	R	ER	SO	BB	IBB	HBP	BLK	WP	HR	S	P	ERA	WHIP

Batter	1	2	3	4	5	6	7	8	9	AB	R	H	RBI	BB	SO	LOB
12 Alfonso Soriano, R (1, 7) OBP: 0.341, SLG: 0.459	F X FA 91 0-1 ① F9		C CU 71 F FA 89 X FA 87 0-2 ② F8			C CU 70 X FA 88 0-1 ① G4-3		B FA 97 B FA 96 X FA 97 2-0 29 S 1B		4	0	1	0	0	0	0
29 Ángel Pagán, S (1, 8) OBP: 0.364, SLG: 0.613	C FA 91 C CU 74 C FA 89 0-3 ② K		B FA 88 B CH 74 C FA 88 C CU 71 X SL 85 2-2 ③ F7			C CU 71 B FA 88 S CU 70 S CU 72 1-3 ② K		C CH 83 C FA 96 S FA 97 0-3 ② K 1-2		4	0	0	0	0	3	1
25 Derrek Lee, R (1, 3) OBP: 0.450, SLG: 0.547	C FA 90 X FA 91 0-1 ③ G5-3			X FA 88 0-0 ① F8		B FA 89 C CU 71 F CU 72 X FA 87 1-2 ③ G6-3		F FA 96 B FA 96 B FA 98 B FA 95 B FA 97 4-1 BB		3	0	0	0	1	0	0
16 Aramis Ramirez, R (1, 5) OBP: 0.346, SLG: 0.552		B CU 70 F FA 87 F FA 89 C FA 88 1-3 ① K		X FA 88 0-0 ② F9			X FA 88 0-0 ① G6-3	C X CH 84 0-1 ③ P6		4	0	0	0	0	1	2
Michael Barrett, R (1, 2) OBP: 0.290, SLG: 0.426		X FA 90 0-0 ② G6-3		C FA 89 B FA 89 C FA 87 F CU 72 X FA 89 1-2 ③ F7			B FA 89 B FA 88 C FA 89 B CH 78 B FA 89 4-1 1B 19 BB BB		C FC 88 B SL 84 F FC 88 F CH 77 X CH 77 1-2 ① G6-3	3	0	0	0	1	0	0
19 Matt Murton, R (1, 9) OBP: 0.343, SLG: 0.374		C FA 89 B FA 91 C CU 73 B FA 88 F FA 90 X SL 86 2-2 S 2B 1B			B FA 89 C CU 70 C CU 70 B FA 86 X SL 85 2-2 L9-6 1B 1B		B FA 89 D CU 73 B FA 87 C FA 87 C FA 88 F CU 70 F FA 87 B CU 72 4-2 1-2 1B BB		F FA 90 C FC 89 F CH 77 B CH 77 F CH 77 S CH 77 1-3 ② K	3	1	2	0	1	1	0
Mark DeRosa, R (1, 4) OBP: 0.371, SLG: 0.478		B FA 89 B CU 73 X FA 90 2-0 1-H 2B			C CH 75 D SL 87 1 SAFE X SL 85 1-1 1-2 1B		C CU 71 C CU 72 1 SAFE B CU 71 F FA 87 X CU 73 1-2 G4-6-3 1-2 2-3 1B		B SL 84 C FA 90 F FC 89 B CH 78 F CH 77 B CH 78 X FA 90 3-2 3B	4	0	4	1	0	0	0
Cesar Izturis, S (1, 6) OBP: 0.328, SLG: 0.330 Jacque Jones, L (9, PH) OBP: 0.303, SLG: 0.343		C FA 89 C FA 88 X FA 89 0-2 ③ F9			X FA 89 0-0 ①② L9-6 2-2		B FA 87 C FA 86 B FA 90 B FA 87 X FA 87 3-1 ②③ G4-6-3 1-2f		B FC 89 B FC 88 C FC 88 F FA 90 B CH 77 X CH 76 3-2 ③ F9	3 1	0 0	0 0	0 0	0 0	0 0	6 1
45 Sean Marshall, L (1, 1) 15 Cliff Floyd, L (8, PH) OBP: 0.337, SLG: 0.404 43 Michael Wuertz, R (8, 1) 13 Will Ohman, L (8, 1)			C S SL 83 B CU 69 S FA 89 1-3 ① K		C CU 72 F SL 86 S CU 71 0-3 ③ K			C FA 97 B FA 97 B CH 84 X FA 96 2-1 ① L3-1		2 1 0 0	0 0 0 0	0 0 0 0	0 0 0 0	2 0 0 0	2 0 0 0	1 0 0 0

TOP

Chicago Cubs @ San Diego Padres

PETCO Park, San Diego, CA

Wed May 23 2007, 10:05 PM EDT

Att. 27,535 - Clear - 65 F

livebaseballscorecards.com

AB	32
R	1
H	7
RBI	1
BB	3
SO	7
LOB	11

Inning Stats	1	2	3	4	5	6	7	8	9
	R: 0 E: 0 K: 1 S: 7	H: 0 LOB: 0 BB: 0 P: 7	R: 1 E: 0 K: 1 S: 12	H: 2 LOB: 1 BB: 0 P: 17	R: 0 E: 0 K: 1 S: 9	H: 0 LOB: 0 BB: 0 P: 12	R: 0 E: 0 K: 0 S: 6	H: 0 LOB: 0 BB: 0 P: 7	R: 0 E: 0 K: 1 S: 9	H: 2 LOB: 1 BB: 0 P: 12	R: 0 E: 0 K: 1 S: 8	H: 0 LOB: 0 BB: 0 P: 10	R: 0 E: 0 K: 0 S: 12	H: 1 LOB: 2 BB: 2 P: 24	R: 0 E: 0 K: 1 S: 9	H: 1 LOB: 2 BB: 1 P: 17	R: 0 E: 0 K: 1 S: 16	H: 1 LOB: 1 BB: 0 P: 24

1B: 5 SF: 0 2B: 2 SAC: 0 3B: 1 DP: 2 HR: 0 HBP: 0

WP: 0 PA: 35 PB: 0 SB: 2 CS: 0

PITCHER		IP	WLS	BF	H	R	ER	SO	BB	IBB	HBP	BLK	WP	HR	S	P	ERA	WHIP
David Wells, L ERA: 4.85	(1, 1)	7.0	W	26	5	1	1	5	2	0	0	0	0	0	63	89	1.29	1.000
Scott Linebrink, R ERA: 2.49	(8, 1)	1.0	H	5	1	0	0	1	1	0	0	0	0	0	9	17	0.00	2.000
Trevor Hoffman, R ERA: 2.95	(9, 1)	1.0	S	4	1	0	0	1	0	0	0	0	0	0	16	24	0.00	1.000

PITCHER	IP	WLS	BF	H	R	ER	SO	BB	IBB	HBP	BLK	WP	HR	S	P	ERA	WHIP

Batter	1	2	3	4	5	6	7	8	9	AB	R	H	RBI	BB	SO	LOB
22 Marcus Giles, R (1, 4) OBP: 0.359, SLG: 0.394	B FA 90 B FA 90 C FA 90 C FA 91 B FA 92 B SL 85 4-2 G1-3 G3 BB		F FA 90 B SL 85 B SL 83 F FA 88 X FA 90 2-2 ② G4-3		B SL 81 F FA 87 B FA 86 S FA 86 X SL 87 2-2 ③ F7			S SL 87 C FA 90 S FA 94 0-3 ① K		3	0	0	0	1	1	0
José Cruz Jr., S (1, 9) OBP: 0.350, SLG: 0.468	C FA 91 1 SAFE B FA 91 X FA 92 1-1 ① G3 1-2		X FA 91 0-0 BB 1B			F SL 82 B SL 84 F SL 83 S CU 73 1-3 ① K		C CH 85 S FA 90 B FA 91 B FA 96 B FA 91 B FA 90 4-2 BB		3	0	1	0	1	1	1
Mike Cameron, R (1, 8) OBP: 0.299, SLG: 0.357	F FA 85 B CU 76 B FA 91 X SL 86 2-1 ② G1-3 2-3		C FA 91 1 SAFE B SL 85 B SL 85 B SL 85 B FA 91 4-1 1-2 BB			B FA 89 X SL 84 1-0 ② F7		L SL 89 B FA 89 S SL 88 S SL 88 1-3 ② K		3	0	0	0	1	1	2
23 Adrián González, L (1, 3) OBP: 0.338, SLG: 0.508	B FA 91 C FA 91 F SL 86 F SL 84 B FA 93 F FA 93 X SL 82 2-2 ③ F7		B FA 91 X SL 84 1-0 ③ F8			B FA 88 S FA 90 X SL 84 1-1 ③ P5		S SL 84 X SL 84 0-1 ③ G4-3		4	0	0	0	0	0	4
3 Khalil Greene, R (1, 6) OBP: 0.263, SLG: 0.449		C X 0-1 ① P3		B FA 89 B SL 85 S FA 88 X SL 86 2-1 ① F7			B FA 87 C SL 82 S FA 88 S CU 74 1-3 ① K			3	0	0	0	0	1	0
28 Josh Bard, S (1, 2) OBP: 0.306, SLG: 0.306		B FA 89 C B B X 3-1 ② L6		B SL 85 B FA 90 X FA 89 2-0 ② G6-3			X FA 89 0-0 5 HR 1B			3	1	1	0	0	0	0
5 Kevin Kouzmanoff, R (1, 5) OBP: 0.269, SLG: 0.360		B FA 86 X FA 90 1-0 1B		B SL 86 S FA 88 C SL 84 B CU 79 S FA 88 2-3 ③ K			B SL 85 B FA 86 X SL 84 2-0 1-H HR			3	1	2	2	0	1	0
8 Terrmel Sledge, L (1, 7) OBP: 0.309, SLG: 0.363		S SL 85 D CU 76 F FA 89 S CU 76 1-3 ③ K			B SL 79 S FA 88 F SL 83 B SL 83 B CU 73 X FA 88 3-2 ① F9		L SL 84 B CU 76 F SL 84 B CU 75 F SL 80 F FA 89 C SL 80 2-3 ② K			3	0	0	0	0	2	1
David Wells, L (1, 1) OBP: 0.118, SLG: 0.118 Geoff Blum, S (7, PH) OBP: 0.254, SLG: 0.340 Scott Linebrink, R (8, 1) Trevor Hoffman, R (9, 1)			C FA 88 B SL 82 S FA 89 B SL 87 F FA 89 S SL 84 2-3 ① K		L FA 88 C SL 81 L CU 72 0-3 ② K		S FA 88 F SL 81 S CU 74 0-3 ③ K			2 1 0 0	0 0 0 0	0 0 0 0	0 0 0 0	0 0 0 0	2 1 0 0	0 0 0 0
Inning Stats	R: 0 E: 0 K: 0 S: 11 H: 0 LOB: 1 BB: 1 P: 20	R: 0 E: 0 K: 1 S: 8 H: 1 LOB: 1 BB: 0 P: 13	R: 0 E: 0 K: 1 S: 10 H: 1 LOB: 2 BB: 1 P: 19	R: 0 E: 0 K: 1 S: 6 H: 0 LOB: 0 BB: 0 P: 12	R: 0 E: 0 K: 1 S: 9 H: 0 LOB: 0 BB: 0 P: 14	R: 0 E: 0 K: 1 S: 6 H: 0 LOB: 0 BB: 0 P: 9	R: 2 E: 0 K: 3 S: 13 H: 2 LOB: 0 BB: 0 P: 18	R: 0 E: 0 K: 2 S: 10 H: 0 LOB: 1 BB: 1 P: 15		1B: 3 2B: 0 3B: 0 HR: 1 SF: 0 SAC: 0 DP: 0 HBP: 0						

PITCHER		IP	WLS	BF	H	R	ER	SO	BB	IBB	HBP	BLK	WP	HR	S	P	ERA	WHIP
45 Sean Marshall, L ERA: 2.57	(1, 1)	7.0	L	27	4	2	2	8	2	0	0	0	0	1	63	105	2.57	0.857
43 Michael Wuertz, R ERA: 1.8	(8, 1)	0.2		3	0	0	0	2	1	0	0	0	0	0	8	13	0.00	1.500
13 Will Ohman, L ERA: 4.26	(8, 1)	0.1		1	0	0	0	0	0	0	0	0	0	0	2	2	0.00	0.000

PITCHER	IP	WLS	BF	H	R	ER	SO	BB	IBB	HBP	BLK	WP	HR	S	P	ERA	WHIP

BOTTOM

Chicago Cubs @ San Diego Padres

PETCO Park, San Diego, CA

Wed May 23 2007, 10:05 PM EDT

Att. 27,535 - Clear - 65 F

livebaseballscorecards.com

AB	28
R	2
H	4
RBI	2
BB	3
SO	10
LOB	8

Batter	1	2	3	4	5	6	7	8	9	AB	R	H	RBI	BB	SO	LOB
12 Alfonso Soriano, R (1, 7) OBP: 0.345, SLG: 0.472	S FA 92 F FA 93 S FA 94 0-3 ① K			X FA 92 0-0 ① F9		B FA 92 X FA 94 1-0 3B		C FA 89 S SL 81 X SL 80 0-2 FC4-6 1B		4	0	2	0	0	1	0
Mark DeRosa, R (1, 4) OBP: 0.360, SLG: 0.462	B FA 93 S FA 94 F FA 95 C SL 84 1-3 ② K			B FA 92 B FA 94 F FA 93 S FA 94 F SL 83 B FA 93 X FA 95 3-2 ② F9		C SL 81 S FA 92 B SL 85 B FA 92 F FA 93 S SL 83 2-3 ① K		1 SAFE 1 SAFE X FA 90 0-0 ③ FC4-6 1-2f		4	0	0	0	0	2	2
25 Derrek Lee, R (1, 3) OBP: 0.446, SLG: 0.539	X FA 93 0-0 ③ G6-3			S FA 94 B FA 95 F FA 95 X FA 95 1-2 ③ F7		C SL 84 S SL 85 B FA 93 S SL 86 1-3 ② K			B FA 88 B FA 88 F FA 88 C FA 89 B FA 88 X FA 89 3-2 16 1B 15 FC4 1B	4	1	1	0	0	1	1
16 Aramis Ramirez, R (1, 5) OBP: 0.350, SLG: 0.557		S FA 92 S FA 94 S FA 93 0-3 ① K			C FA 93 X FA 93 0-1 2B 2B	C FA 94 F FA 84 S 0-3 ③ K			C FA 89 X FA 90 0-1 1B 15 FC4 1-3 FC3-2 1B	4	1	2	0	0	2	1
15 Cliff Floyd, L (1, 9) OBP: 0.323, SLG: 0.387 29 Ángel Pagán, S (9, PR) OBP: 0.364, SLG: 0.613 (9, 8)		C FA 93 B FA 94 B FA 93 C FA 93 B FA 95 X FA 95 3-2 ② F7			B FA 94 B FA 94 X FA 94 2-0 ① F7		B FA 93 F FA 92 B FA 92 B FA 94 X FA 94 3-1 ① F8		S FA 90 B FA 90 F FA 89 X FA 88 1-2 FC4 FC3-2 1B 2 FC5 1-2 3-H	4 0	0 1	0 0	1 0	0 0	0 0	2 0
Michael Barrett, R (1, 2) OBP: 0.301, SLG: 0.437		S FA 93 S FA 94 C SL 83 0-3 ③ K			S SL 84 B SL 83 X FA 94 1-1 2 WP 2B 2-H		B SL 82 B SL 81 B FA 93 B FA 93 4-0 G3-6 BB		X FA 89 0-0 2 FC5 FC3-2 1B 1-2 2-3	3	0	2	1	1	1	0
Jacque Jones, L (1, 8) OBP: 0.295, SLG: 0.333 (9, 9)			C FA 92 C FA 93 B FA 93 C CU 75 1-3 ① K		F FA 94 B FA 93 X FA 94 1-1 ② G4-1		B FA 92 1 SAFE F FA 93 1 SAFE C FA 94 X FA 94 1-2 ② ③ G3-6 1-2f		B CU 86 B SL 87 X FA 98 2-0 ① FC3-2 2 FC5 1-2 2-3 3-Hf	4	0	0	0	0	1	5
2 Ryan Theriot, R (1, 6) OBP: 0.350, SLG: 0.345			F FA 92 F FA 94 X CU 75 0-2 ② G4-3		C CU 74 B CU 74 B FA 92 F FA 93 B CU 75 F CU 74 D SL 84 4-2 2-3 BB			C FA 88 B FA 87 F FA 88 X SL 81 1-2 ① F9	B CU 87 C SL 87 F CU 88 F CU 88 X CU 89 1-2 ② FC5 1-2 2-3f 3-H	3	0	0	1	1	0	2
Jason Marquis, L (1, 1) OBP: 0.250, SLG: 0.407 32 Daryle Ward, L (8, PH) OBP: 0.465, SLG: 0.424 Bob Howry, L (8, 1) 19 Matt Murton, R (9, PH) OBP: 0.340, SLG: 0.370 46 Ryan Dempster, R (9, 1)			C FA 93 B FA 94 C FA 94 B CU 74 S FA 94 2-3 ③ K		S FA 93 S FA 94 S FA 94 0-3 ③ K			C FA 89 B FA 88 X FA 88 1-1 ② G5-3	C CU 86 C FA 99 C FA 100 0-3 ③ K	2 1 0 1 0	0 0 0 0 0	0 0 0 0 0	0 0 0 0 0	0 0 0 1 0	2 0 0 2 0	2 0 0 2 0
Inning Stats	R: 0 E: 0 K: 2 S: 7 H: 0 LOB: 0 BB: 0 P: 8	R: 0 E: 0 K: 2 S: 9 H: 0 LOB: 0 BB: 0 P: 12	R: 0 E: 0 K: 2 S: 9 H: 0 LOB: 0 BB: 0 P: 12	R: 0 E: 0 K: 0 S: 8 H: 0 LOB: 0 BB: 0 P: 12	R: 1 E: 0 K: 1 S: 13 H: 2 LOB: 2 BB: 1 P: 21	R: 0 E: 0 K: 3 S: 11 H: 1 LOB: 1 BB: 0 P: 15	R: 0 E: 0 K: 0 S: 5 H: 0 LOB: 0 BB: 1 P: 13	R: 0 E: 0 K: 0 S: 9 H: 1 LOB: 1 BB: 0 P: 11	R: 2 E: 0 K: 1 S: 17 H: 3 LOB: 2 BB: 0 P: 24	1B: 4 2B: 2 3B: 1 HR: 0 SF: 0 SAC: 0 DP: 1 HBP: 0						WP: 1 PB: 0 SB: 0 CS: 0 PA: 36	

PITCHER		IP	WLS	BF	H	R	ER	SO	BB	IBB	HBP	BLK	WP	HR	S	P	ERA	WHIP
32 Chris Young, R ERA: 2.7	(1, 1)	7.0		25	3	1	1	10	2	0	0	0	1	0	62	93	1.29	0.714
43 Cla Meredith, R ERA: 3.52	(8, 1)	1.0	L	8	4	2	2	0	0	0	0	0	0	0	18	24	18.00	4.000
21 Heath Bell, R ERA: 1.32	(9, 1)	1.0		3	0	0	0	1	0	0	0	0	0	0	8	11	0.00	0.000

PITCHER	IP	WLS	BF	H	R	ER	SO	BB	IBB	HBP	BLK	WP	HR	S	P	ERA	WHIP

TOP

Chicago Cubs @ San Diego Padres

PETCO Park, San Diego, CA

Thu May 24 2007, 10:05 PM EDT

Att. 32,258 - Cloudy - 65 F

livebaseballscorecards.com

AB	34
R	3
H	7
RBI	3
BB	2
SO	11
LOB	17

Batter	1	2	3	4	5	6	7	8	9	AB	R	H	RBI	BB	SO	LOB
22 Marcus Giles, R (1, 4) OBP: 0.352, SLG: 0.385	B FA 93 S FA 93 F FA 94 B FA 94 B FA 94 S FA 94 3-3 K ①		F FA 94 X FA 93 0-1 G5-3 ②			X FA 88 0-0 G5-3 ①		B FA 95 F FA 96 X FA 95 1-1 F9 ①		4	0	0	0	0	1	0
José Cruz Jr., S (1, 9) OBP: 0.347, SLG: 0.461	C FA 94 C FA 94 C FA 94 0-3 K ②		C CH 86 B FA 94 X CH 86 1-1 F8 ③			B CU 78 B CH 86 S FA 89 F FA 93 X FA 86 2-2 G6-3 1B		B FA 95 B FA 89 S FA 95 T FA 96 X FA 95 2-2 F7 ②		4	0	1	0	0	1	0
Mike Cameron, R (1, 8) OBP: 0.293, SLG: 0.349	B FA 95 S FA 95 S FA 91 F FA 95 X 1-2 F8 ③			X FA 94 0-0 G6-3 ①		B FA 94 X FA 94 1-0 G6-3 ② 1-2		B FA 96 C FA 96 B FA 91 X FA 95 2-1 P2 ③		4	0	0	0	0	0	1
23 Adrián González, L (1, 3) OBP: 0.346, SLG: 0.513		C FA 93 B CH 85 X CH 85 1-1 3 F9 28 1B 2B		C FA 95 B FA 89 B FA 89 F FA 94 B FA 88 B FA 94 4-2 3 G5-4-3 BB		I IN 76 I IN 82 I IN 82 I IN 83 4-0 IBB			C FF 95 S FA 92 X FA 91 0-2 L8 ①	2	1	1	0	2	0	0
3 Khalil Greene, R (1, 6) OBP: 0.258, SLG: 0.439		B FA 94 B FA 94 B FF 94 C FA 94 X FA 90 3-1 F9 ① 2-3		B FA 94 X FA 94 1-0 G5-4-3 ②③ 1-2f		C CU 75 B FA 94 F FA 88 S CH 88 1-3 K ③			C FF 97 B CH 88 X FA 92 1-1 F8 ②	4	0	0	0	0	1	4
28 Josh Bard, S (1, 2) OBP: 0.304, SLG: 0.304		B FA 95 C FA 88 X FA 95 1-1 5 1B 3-H 1B			C CH 85 X FA 87 0-1 G1-3 ①		C CH 83 B FA 91 F CU 76 B CH 87 X CH 85 2-2 G4-3 ①		X SL 90 0-0 G3 ③	4	0	1	1	0	0	0
5 Kevin Kouzmanoff, R (1, 5) OBP: 0.278, SLG: 0.362		C FA 94 B FA 94 F FA 94 X FA 94 1-2 8 G6-4-3 1-2 1B			X SL 89 0-0 F8 ②		C FA 93 B FA 93 B CH 84 B FA 93 H FA 92 4-1 8 BB HBP			2	0	1	0	0	0	0
8 Terrmel Sledge, L (1, 7) OBP: 0.320, SLG: 0.366		D CH 85 X FA 93 1-0 G6-4-3 ②③ 1-2f			C FA 94 X FA 93 0-1 1B		1 SAFE B FA 92 B FA 91 B FA 92 C FA 93 F FA 92 B FA 93 4-2 G4-6-3 1-2 BB			2	0	1	0	1	0	2
32 Chris Young, R (1, 1) OBP: 0.300, SLG: 0.067 Geoff Blum, S (7, PH) OBP: 0.250, SLG: 0.333 43 Cla Meredith, R (8, 1) 21 Heath Bell, R (9, 1)			C FA 93 C FA 93 C FA 93 0-3 K ①		B FA 94 D FA 93 C FA 91 F FA 92 C FA 93 2-3 K ③		B FA 94 C FA 93 D CH 85 X FA 94 2-1 G4-6-3 ②③ 1-2f			2 1 0 0	0 0 0 0	0 0 0 0	0 0 0 0	2 0 0 0	1 2 0 0	1 0 0 0
Inning Stats	R: 0 E: 0 K: 2 S: 10 H: 0 LOB: 0 BB: 0 P: 14	R: 1 E: 0 K: 0 S: 10 H: 3 LOB: 1 BB: 0 P: 17	R: 0 E: 0 K: 1 S: 7 H: 0 LOB: 0 BB: 0 P: 8	R: 0 E: 0 K: 0 S: 4 H: 0 LOB: 0 BB: 1 P: 9	R: 0 E: 0 K: 1 S: 8 H: 1 LOB: 1 BB: 0 P: 10	R: 0 E: 0 K: 1 S: 8 H: 1 LOB: 2 BB: 1 P: 16	R: 0 E: 0 K: 0 S: 8 H: 0 LOB: 1 BB: 1 P: 20	R: 0 E: 0 K: 0 S: 7 H: 0 LOB: 0 BB: 0 P: 12	R: 0 E: 0 K: 0 S: 6 H: 0 LOB: 0 BB: 0 P: 7	1B: 4 2B: 1 3B: 0 HR: 0	SF: 0 SAC: 0 DP: 3 HBP: 1			WP: 0 PB: 0 SB: 0 CS: 0	PA: 33		

PITCHER		IP	WLS	BF	H	R	ER	SO	BB	IBB	HBP	BLK	WP	HR	S	P	ERA	WHIP
Jason Marquis, R ERA: 2.6	(1, 1)	7.0		27	5	1	1	5	2	1	1	0	0	0	55	94	1.29	1.000
Bob Howry, R ERA: 4.37	(8, 1)	1.0	W	3	0	0	0	0	0	0	0	0	0	0	7	12	0.00	0.000
46 Ryan Dempster, R ERA: 4.15	(9, 1)	1.0	S	3	0	0	0	0	0	0	0	0	0	0	6	7	0.00	0.000

PITCHER	IP	WLS	BF	H	R	ER	SO	BB	IBB	HBP	BLK	WP	HR	S	P	ERA	WHIP

BOTTOM

Chicago Cubs @ San Diego Padres

PETCO Park, San Diego, CA

Thu May 24 2007, 10:05 PM EDT

Att. 32,258 - Cloudy - 65 F

livebaseballscorecards.com

AB	29
R	1
H	5
RBI	1
BB	3
SO	5
LOB	10

Chicago Cubs @ Los Angeles Dodgers

Dodger Stadium, Los Angeles, CA

Fri May 25 2007, 7:40 PM PDT

Att. 46,011 - Clear - 61 F

TOP

livebaseballscorecards.com

Batter	1	2	3	4	5	6	7	8	9	AB	R	H	RBI	BB	SO	LOB
12 Alfonso Soriano, R (1, 7) OBP: 0.352, SLG: 0.482	B FA 91 F FA 91 S FA 90 S CU 82 1-3 ① K		C CU 82 B FA 90 X FA 91 1-1 ②③ G6-4-3 1-2f			B FA 90 X FA 90 1-0 F8 S 25 2B 1B	C SL 86 D FA 94 F SL 87 X SL 86 1-2 1-H 2-H 2B	S CH 83 F FA 95 X CH 85 0-2 25 CS 1B		5	2	3	2	0	1	1
Mark DeRosa, R (1, 4) OBP: 0.362, SLG: 0.463	C FA 90 X FA 91 0-1 ② G5-3			C FA 89 B FA 90 B FA 90 B FA 90 B FA 90 4-1 25 G6-4-3 BB		D FA 89 B FA 90 B FA 90 C FA 90 C FA 90 X FA 90 3-2 ① F8 1-3	C FA 93 B FA 94 X FA 92 1-1 25 2B 3-H 2B	P PO 84 C CH 87 1 SAFE 1 SAFE X CH 87 1-1 ① L7		4	1	1	1	1	0	2
25 Derrek Lee, R (1, 3) OBP: 0.444, SLG: 0.547	B FA 92 C CU 82 B FA 91 X 2-1 ③ G4-3			X FA 90 0-0 ①② G6-4-3 1-2f		D SL 82 C FA 90 B FA 91 D SL 83 C SL 83 X CU 82 3-2 3-H 2B	D FA 96 C SL 85 B CH 86 X SL 86 2-1 16 CS 2-H 2B	C FA 94 S SL 84 B FA 93 B FA 94 B SL 86 F CH 83 F SL 83 S FA 95 3-3 ②③ K 1-2		5	0	2	2	0	1	2
16 Aramis Ramirez, R (1, 5) OBP: 0.346, SLG: 0.547		X FA 90 0-0 ① G6-3		B FA 91 B FA 91 X FA 91 2-0 ③ G5-3		C FA 91 B FA 91 X FA 91 1-1 ② F9	2 SAFE B FA 97 X FA 97 1-0 ② 15 1B 1B 2-3 1B		F FA 94 C CU 79 X SL 84 0-2 ① P6	5	1	1	0	0	0	1
15 Cliff Floyd, L (1, 9) OBP: 0.340, SLG: 0.389 29 Ángel Pagán, S (7, 8) OBP: 0.353, SLG: 0.594		B FA 90 B FA 90 B CU 81 C FA 90 F FA 90 B FA 91 4-2 FC4-6 BB			B CU 81 X CU 81 1-0 ① G4-3	C SL 83 B FA 91 D FA 91 F CU 83 D CH 87 B CU 83 4-2 BB	C CH 87 F FA 95 B FA 95 B SL 87 X FA 98 2-2 1B 1-3 2B 1B		B FA 95 B FA 94 F FA 92 C FA 94 C SL 84 2-3 ② K	2 1	1 0	1 0	0 0	2 0	0 1	0 0
Michael Barrett, R (1, 2) OBP: 0.304, SLG: 0.436		C FA 89 F FA 90 B FA 90 C FA 90 1-3 ② K			B FA 90 C FA 90 X FA 90 1-1 G4-3 E 1B	C SL 83 B FA 91 C CU 83 S CU 82 1-3 ③ K	C FA 97 B FA 98 X CH 87 1-1 2B E 1-2 3-H 1B		X FA 94 0-0 ③ F9	5	1	2	1	0	2	3
Jacque Jones, L (1, 8) OBP: 0.300, SLG: 0.345 (7, 9)		1 SAFE S SL 82 X SL 82 0-1 ③ FC4-6 1-2f			B FA 91 C SL 83 C FA 91 D SL 83 D FA 90 X SL 83 3-2 E4 G4-3 1-2		F FA 93 X FA 90 1-1 19 S 12 2B 1B B FA 97 C FA 98 X FA 98 1-1 E 1-3 2-H 2B			4	1	2	1	0	0	2
Cesar Izturis, S (1, 6) OBP: 0.325, SLG: 0.327			C FA 90 X CH 86 0-1 12 G6-4-3 1B		B FA 90 X SL 84 1-0 ② G4-3 1-2 2-3		F SAFE 1 SAFE B FA 91 B FA 90 X FA 90 2-1 ① F8 F FA 93 B CH 86 F SL 82 K CH 86 1-2 E5 2-3 3-H			4	0	1	0	0	0	4
30 Ted Lilly, L (1, 1) OBP: 0.091, SLG: 0.091 49 Carlos Marmol, R (5, 1) 19 Matt Murton, R (7, PH) OBP: 0.343, SLG: 0.366 43 Michael Wuertz, R (7, 1) Bob Howry, L (8, 1) 13 Will Ohman, L (8, 1) 37 Angel Guzman, R (8, 1)			M FA 90 M FA 90 M CU 81 0-3 ① K		F FA 90 S FA 90 S FA 90 0-3 ③ K		F SAFE 1 SAFE F FA 93 B FA 91 B FA 90 X FA 90 1-2 12 2B BB S SL 84 F CH 84 F FA 94 S SL 84 0-3 K			2 0 0 1 0 0 0 0	0 0 0 1 0 0 0 0	0 0 0 0 0 0 0 0	0 0 0 1 0 0 0 0	2 0 1 1 0 0 0 0	3 0 2 2 0 0 0 0
Inning Stats	R: 0 E: 0 K: 1 S: 7 H: 0 LOB: 0 BB: 0 P: 10	R: 0 E: 0 K: 1 S: 8 H: 0 LOB: 1 BB: 1 P: 13	R: 0 E: 0 K: 1 S: 7 H: 1 LOB: 0 BB: 0 P: 8	R: 0 E: 0 K: 0 S: 3 H: 0 LOB: 0 BB: 1 P: 9	R: 0 E: 1 K: 1 S: 10 H: 1 LOB: 2 BB: 0 P: 16	R: 1 E: 0 K: 1 S: 14 H: 2 LOB: 2 BB: 1 P: 27	R: 7 E: 1 K: 1 S: 30 H: 8 LOB: 2 BB: 1 P: 46	R: 0 E: 0 K: 1 S: 11 H: 1 LOB: 0 BB: 0 P: 14	R: 0 E: 0 K: 1 S: 7 H: 0 LOB: 0 BB: 0 P: 9	1B: 8 2B: 5 3B: 0 HR: 0 SF: 0 SAC: 0 DP: 2 HBP: 0						

AB	38
R	8
H	13
RBI	7
BB	4
SO	8
LOB	20

WP: 0 PB: 0 SB: 2 CS: 2 PA: 42

PITCHER		IP	WLS	BF	H	R	ER	SO	BB	IBB	HBP	BLK	WP	HR	S	P	ERA	WHIP
Derek Lowe, R ERA: 3.64	(1, 1)	6.0		24	4	1	1	5	3	0	0	0	0	0	49	83	1.50	1.167
Joe Beimel, L ERA: 4.15	(7, 1)	0.1		2	1	1	1	0	0	0	0	0	0	0	4	6	27.00	3.000
43 Yhency Brazoban, R ERA: 27.0	(7, 1)	0.0		3	2	2	2	0	1	0	0	0	0	0	7	13	∞	∞
51 Jonathan Broxton, R ERA: 1.78	(7, 1)	0.1	B	5	5	3	3	0	0	0	0	0	0	0	10	17	81.00	15.000
Rudy Seanez, R ERA: 2.7	(7, 1)	1.1	W	5	1	1	0	2	0	0	0	0	0	0	20	24	0.00	0.750

PITCHER		IP	WLS	BF	H	R	ER	SO	BB	IBB	HBP	BLK	WP	HR	S	P	ERA	WHIP
44 Takashi Saito, R ERA: 1.64	(9, 1)	1.0	S	3	0	0	0	1	0	0	0	0	0	0	7	9	0.00	0.000

Batter	1	2	3	4	5	6	7	8	9	AB	R	H	RBI	BB	SO	LOB
15 Rafael Furcal, S (1, 6) OBP: 0.369, SLG: 0.370	X FA 88 0-0 ① P3		C FA 88 F FA 89 X FA 90 0-2 ① G4-3		F FA 88 B CU 70 F FA 88 X SL 82 1-2 ① G5-3	C CU 82 X CU 79 0-1 ②③ G1-6-3 1-2f		F FA 93 X FA 95 0-1 5 G6-4-3 1-2 2-3 3-H 1B		5	0	1	1	0	0	2
9 Juan Pierre, L (1, 8) OBP: 0.306, SLG: 0.309	B FA 86 F FA 86 X CU 77 1-1 ② G1-3		X FA 88 0-0 5 CS 1B		B FA 87 F FA 86 F FA 88 X SL 83 1-2 5 BB 12 2B 1B		B FA 92 X FA 92 1-0 ① B2-3	B FA 94 X FA 93 1-0 ① SF8 3-H		4	1	2	1	0	0	0
5 Nomar Garciaparra, R (1, 3) OBP: 0.335, SLG: 0.356	F FA 88 B CH 79 B CH 80 X CH 80 2-1 55 1B 2B		1 SAFE 1 SAFE B FA 89 1 SAFE 1 SAFE B FA 89 B SL 82 S FA 89 B SL 82 4-1 ② 12 HR 1-2 BB		B FA 89 1 SAFE B SL 80 B CU 73 B FA 88 4-0 12 2B 1-2 BB		S SL 87 X SL 88 0-1 ② F8	F FA 94 X FA 94 0-1 ②③ G6-4-3 1-2f		3	3	1	0	2	0	2
12 Jeff Kent, R (1, 4) OBP: 0.379, SLG: 0.524	B S FA 88 B FA 90 F FA 89 D SL 83 B FA 90 4-2 55 1B BB		C SL 82 X FA 91 0-1 1-H HR		2 SAFE C FA 90 X SL 82 0-1 1-H 2-H 2B		B FA 94 X FA 94 1-0 ③ F8			3	1	2	4	1	0	0
55 Russell Martin, R (1, 2) OBP: 0.398, SLG: 0.472	C FA 90 C CU 70 F FA 91 X CU 72 0-2 1-2 2-H 1B		B FA 89 F FA 89 B FA 90 B SL 82 B FA 90 4-1 BB		C CU 82 X CU 80 0-1 ② L5			C FA 93 B FA 93 B FA 92 F FA 92 X FA 93 2-2 6 1B 1B 1B 1B		3	1	2	1	1	0	1
Luis Gonzalez, L (1, 7) OBP: 0.376, SLG: 0.425	B FA 89 X SL 83 1-0 ③ L9		1 SAFE B FA 88 B FA 87 1 SAFE S FA 90 F FA 90 X CU 68 2-2 ③ F8		C CU 82 B CU 80 C FA 94 S CU 79 1-3 ③ K			C FA 91 B FA 93 F FA 92 B SL 88 X FA 93 2-2 6 1B 1B 28 WP 1B 1-2			4	1	1	0	0	1	4
6 Tony Abreu, S (1, 5) OBP: 0.286, SLG: 0.429		B FA 86 X FA 87 1-0 ① F8		C FA 86 X SL 79 0-1 ① G6-3		B CU 80 X FA 93 1-0 16 G5-3 2B		B FA 92 X FA 92 1-0 28 WP 1B 15 1B 1-2 2-3 1B		4	1	2	0	0	0	0
16 Andre Ethier, L (1, 9) OBP: 0.314, SLG: 0.396 Olmedo Saenz, R (8, PH) OBP: 0.362, SLG: 0.462 Brady Clark, R (8, PR) OBP: 0.333, SLG: 0.349 (9, 9)		B FA 87 X FA 87 1-0 ② G1-3		C FA 86 C CU 66 F FA 89 F FA 90 B SL 84 S SL 83 1-3 ② K		B FA 94 F FA 93 X CU 82 1-1 ① G5-3 2-3		B SL 84 S SL 83 S SL 85 F SL 85 B SL 84 F SL 83 F FA 91 X FA 93 2-2 15 1B 28 WP 9 SF8 1-2 2-3 3-H 1B		3 1 0	0 0 1	0 1 0	0 1 0	0 0 0	1 0 0	1 0 0
Derek Lowe, R (1, 1) OBP: 0.217, SLG: 0.105 Wilson Betemit, S (6, PH) OBP: 0.320, SLG: 0.388 Joe Beimel, L (7, 1) 43 Yhency Brazoban, R (7, 1) 51 Jonathan Broxton, R (7, 1) Rudy Seanez, R (7, 1) 28 Andy LaRoche, R (8, PH) OBP: 0.440, SLG: 0.265 44 Takashi Saito, L (9, 1)		B FA 88 F FA 89 S FA 87 X CU 70 1-2 ③ G1-3		B FA 88 F FA 88 F FA 87 C SL 80 1-3 ③ K		B CU 79 B CU 81 B FA 93 B FA 92 4-0 15 G1-6-3 BB		B SL 88 B SL 84 B FA 93 B FA 94 4-0 15 1B 1-2 2-3 3-H BB		2 0 0 0 0 0 0 0 0	0 0 0 0 0 0 0 0 0	0 0 0 0 0 0 0 0 0	0 0 0 0 0 0 0 1 0	0 1 0 0 0 0 0 0 0	1 0 0 0 0 0 0 0 0	0 0 0 0 0 0 0 0 0
Inning Stats	R: 1 E: 0 K: 0 S: 12 H: 2 LOB: 2 BB: 1 P: 20	R: 0 E: 0 K: 0 S: 5 H: 0 LOB: 0 BB: 0 P: 8	R: 2 E: 0 K: 0 S: 11 H: 2 LOB: 1 BB: 2 P: 21	R: 0 E: 0 K: 2 S: 10 H: 0 LOB: 0 BB: 0 P: 12	R: 2 E: 0 K: 1 S: 13 H: 2 LOB: 1 BB: 1 P: 20	R: 0 E: 0 K: 0 S: 5 H: 1 LOB: 1 BB: 1 P: 11	R: 0 E: 0 K: 0 S: 4 H: 0 LOB: 0 BB: 0 P: 6	R: 4 E: 0 K: 0 S: 18 H: 5 LOB: 2 BB: 1 P: 30		1B: 8 2B: 3 3B: 0 HR: 1 SF: 1 SAC: 0 DP: 2 HBP: 0					

PITCHER		IP	WLS	BF	H	R	ER	SO	BB	IBB	HBP	BLK	WP	HR	S	P	ERA	WHIP
30 Ted Lilly, L ERA: 3.2	(1, 1)	4.1		22	6	5	5	2	4	0	0	0	0	1	46	75	10.38	2.308
49 Carlos Marmol, R ERA:	(5, 1)	1.2		6	1	0	0	1	1	0	0	0	0	0	10	17	0.00	1.200
43 Michael Wuertz, R ERA: 1.71	(7, 1)	1.0	H	3	0	0	0	0	0	0	0	0	0	0	4	6	0.00	0.000
Bob Howry, R ERA: 5.56	(8, 1)	0.0		3	3	3	3	0	0	0	0	0	0	0	7	12	∞	∞
13 Will Ohman, L ERA: 4.97	(8, 1)	0.0	L	1	1	0	0	0	0	0	0	0	0	0	6	8	∞	∞

PITCHER		IP	WLS	BF	H	R	ER	SO	BB	IBB	HBP	BLK	WP	HR	S	P	ERA	WHIP
37 Angel Guzman, R ERA: 2.84	(8, 1)	1.0	B	4	1	1	1	0	1	0	0	0	1	0	5	10	9.00	2.000

BOTTOM

Chicago Cubs @ Los Angeles Dodgers

Dodger Stadium, Los Angeles, CA

Fri May 25 2007, 7:40 PM PDT

Att. 46,011 - Clear - 61 F

livebaseballscorecards.com

AB	32
R	9
H	12
RBI	8
BB	6
SO	3
LOB	10

WP: 1 PA: 39
PB: 0
SB: 0
CS: 1

Batter	1	2	3	4	5	6	7	8	9	AB	R	H	RBI	BB	SO	LOB
12 Alfonso Soriano, R (1, 7) OBP: 0.349, SLG: 0.477	S FA 88 X FA 87 0-1 ① G4-3	C FA 84 S FA 89 S FA 89 0-3 ③ K		X FA 88 0-0 1-2 2-H 1B			C CU 81 F FA 95 B FA 90 B FA 97 F SL 89 T FA 96 2-2 ① K			4	0	1	1	0	2	2
29 Ángel Pagán, S (1, 8) OBP: 0.316, SLG: 0.528	B FA 89 C FA 87 B CU 75 X FA 88 2-1 ② F7		L CH 83 B CU 74 S CU 73 C FA 89 1-3 ① K	C CU 74 B CU 75 B FA 89 F FA 84 S CU 74 2-3 ③ K			B FA 95 B FA 95 C FA 94 B FA 95 X FA 96 3-1 ② G1-3			4	0	0	0	0	2	2
25 Derrek Lee, R (1, 3) OBP: 0.435, SLG: 0.534	F FA 90 B FA 84 S FA 84 F FA 90 X FA 84 1-2 ③ F8		B FA 88 C CU 74 C FA 85 B FA 88 X FA 90 2-2 ② L3		X FA 87 0-0 ① G5-3		C FA 94 C SL 89 F CU 82 X FA 96 0-2 ③ G4-3			4	0	0	0	0	0	0
16 Aramis Ramirez, R (1, 5) OBP: 0.349, SLG: 0.563		X FA 88 0-0 HR	S FA 88 S FA 89 T FA 90 0-2 ③ K		B CH 82 C CH 82 C CU 73 B FA 88 X CU 73 2-2 G6-4-3 1B			B FA 95 C CU 82 X SL 88 1-1 ① P4		4	1	2	1	0	1	0
Mark DeRosa, R (1, 4) OBP: 0.359, SLG: 0.480		B FA 86 X FA 89 1-0 HR		B CU 73 F FA 87 X FA 84 1-1 ① F7	B CU 73 X CH 83 1-0 ② ③ G6-4-3 1-2f			F FA 94 B FA 88 F FA 95 C SL 90 1-3 ② K		4	1	1	1	0	1	1
19 Matt Murton, R (1, 9) OBP: 0.349, SLG: 0.381		F FA 84 F FA 87 B FA 89 X FA 84 1-2 1B 24 WP 1B		B FA 87 C CU 74 F SL 83 X FA 89 1-2 24 1B 2B		C FA 91 F FA 90 B CU 77 B FA 91 F FA 92 B FA 96 X FA 94 3-2 ① G1-3		C CU 83 B FA 93 B CU 82 C SL 88 X FA 96 2-2 ③ G4-3		4	1	2	0	0	0	0
24 Henry Blanco, R (1, 2) OBP: 0.250, SLG: 0.273		C CU 74 F FA 88 B CU 74 X FA 84 1-2 ① G5-3 1-2		C FA 84 X FA 90 0-1 FC6-4 2-H 1B		B FA 94 S FA 96 F FA 97 S CU 82 1-3 ② K			C CU 82 B CH 83 B FA 95 B FA 95 S FA 93 X FA 96 3-2 ① G4-3	4	0	1	1	0	1	1
Cesar Izturis, S (1, 6) OBP: 0.331, SLG: 0.333		X FA 88 0-0 38 SH2-3 2-3 1B		F FA 89 B CU 75 1 SAFE S CU 74 X CU 74 1-2 ② FC6-4 38 1B 12 1B 1-2f		X FA 96 0-0 1B			C CU 77 B SL 84 C FA 95 B SL 84 X FA 95 2-2 ② G4-3	4	1	2	0	0	0	1
38 Carlos Zambrano, S (1, 1) OBP: 0.250, SLG: 0.417 13 Will Ohman, L (8, 1) 32 Daryle Ward, L (9, PH) OBP: 0.455, SLG: 0.412 46 Ryan Dempster, R (9, 1)		B FA 90 1 SAFE F FA 84 D CU 76 X FA 90 2-1 ② SH2-3 1-2		B FA 88 B FA 89 S FA 88 F FA 87 X FA 84 2-2 12 1B 1-2 1B		X FA 92 0-0 ③ G4-3			B CU 76 S CH 85 B CU 76 S CH 84 F FA 96 B FA 95 F FA 95 S CH 85 3-3 ③ K	2 0 1 0	0 0 0 0	1 0 0 0	0 0 0 0	0 0 1 0	0 0 0 0	1 0 0 0
Inning Stats	R: 0 E: 0 K: 0 S: 8 H: 0 LOB: 0 BB: 0 P: 11	R: 2 E: 0 K: 1 S: 14 H: 4 LOB: 2 BB: 0 P: 19	R: 0 E: 0 K: 2 S: 9 H: 0 LOB: 0 BB: 0 P: 12	R: 2 E: 0 K: 1 S: 17 H: 4 LOB: 2 BB: 0 P: 24	R: 0 E: 0 K: 0 S: 5 H: 1 LOB: 0 BB: 0 P: 8	R: 0 E: 0 K: 1 S: 9 H: 1 LOB: 1 BB: 0 P: 13	R: 0 E: 0 K: 1 S: 10 H: 0 LOB: 0 BB: 0 P: 15	R: 0 E: 0 K: 1 S: 8 H: 0 LOB: 0 BB: 0 P: 12	R: 0 E: 0 K: 1 S: 11 H: 0 LOB: 0 BB: 0 P: 19	1B: 7 2B: 1 3B: 0 HR: 2 SF: 0 SAC: 1 DP: 1 HBP: 0						

PITCHER		IP	WLS	BF	H	R	ER	SO	BB	IBB	HBP	BLK	WP	HR	S	P	ERA	WHIP
Mark Hendrickson, L ERA: 3.62	(1, 1)	5.0	L	23	9	4	4	4	0	0	0	0	1	2	53	74	7.20	1.800
58 Chad Billingsley, R ERA: 4.15	(6, 1)	3.0		10	1	0	0	3	0	0	0	0	0	0	27	40	0.00	0.333
Brett Tomko, R ERA: 6.14	(9, 1)	1.0		3	0	0	0	1	0	0	0	0	0	0	11	19	0.00	0.000

PITCHER	IP	WLS	BF	H	R	ER	SO	BB	IBB	HBP	BLK	WP	HR	S	P	ERA	WHIP

Chicago Cubs @ Los Angeles Dodgers

Dodger Stadium, Los Angeles, CA

Sat May 26 2007, 12:55 PM PDT

Att. 48,243 - Sunny - 73 F

TOP

livebaseballscorecards.com

AB	35
R	4
H	10
RBI	4
BB	0
SO	8
LOB	8

PA: 36

WP: 1
PB: 0
SB: 0
CS: 0

Batter	1	2	3	4	5	6	7	8	9	AB	R	H	RBI	BB	SO	LOB
9 Juan Pierre, L (1, 8) OBP: 0.309, SLG: 0.313	B CH 87 X FA 89 1-0 ① F9			B FA 89 C FC 88 B CH 86 X FA 92 2-1 55 G5-3, 6 1B, 1B		C SL 86 F CH 83 X FC 89 0-2 ① F8		C FC 89 X FC 89 0-1 5 1B, 1-2, 1B		4	0	2	0	0	0	0
6 Tony Abreu, S (1, 4) OBP: 0.273, SLG: 0.364	C FA 91 S CH 85 B SL 84 S FA 91 1-3 ② K			C CH 87 1 SAFE X CH 82 0-1 55 G5-3, 1-2, 1B		F B FA 88 F FA 91 B FA 93 F FA 92 B SI 89 F FC 90 F FC 90 X FA 91 3-2 ② G6-3		C FA 90 C FA 91 F FA 92 S FC 88 0-3 ② K		4	0	1	0	0	2	2
5 Nomar Garciaparra, R (1, 3) OBP: 0.333, SLG: 0.353 28 Andy LaRoche, R (9, 7) OBP: 0.440, SLG: 0.265	F FA 92 B FA 92 F SL 82 S FA 91 1-3 ③ K			F SL 81 X FA 91 0-1 ① P3		B SL 84 B FA 93 C FA 94 F FA 92 X FA 94 2-2 ③ F9		X FA 92 0-0 55 BB, 1-3, 2-H, 1B		4 0	0 0	1 0	1 0	0 0	1 0	2 0
55 Russell Martin, R (1, 2) OBP: 0.395, SLG: 0.463		B F FA 89 B SL 80 B FA 92 S FA 92 S FA 93 3-3 ① K		B FC 89 F SL 80 S SL 81 2 SAFE F FA 91 X FA 91 1-2 ② G5-3, 1-2, 2-3			M SL 78 S CH 82 S FC 84 0-3 ① K	B FA 93 C FA 91 B SL 81 B FC 90 C FC 91 F FA 93 B FA 93 4-2 BB, 1-2		3	0	0	0	1	2	2
Luis Gonzalez, L (1, 7) OBP: 0.376, SLG: 0.423 12 Jeff Kent, R (8, PH) OBP: 0.377, SLG: 0.521 Brett Tomko, R (9, 1)		B FC 90 C FA 94 X FA 92 1-1 ② G5-4-3, 1B		C B FC 90 B FA 94 S CH 83 F FA 93 B C 3-3 ③ K			B FA 92 B FC 89 C FA 91 B FA 92 F FA 93 X FA 92 3-2 ② L8	F SL 83 F FA 92 D SL 83 C SL 82 1-3 ③ K		3 1 0	0 0 0	1 0 0	0 0 0	0 1 0	1 3 0	2 3 0
Wilson Betemit, S (1, 5) OBP: 0.317, SLG: 0.417		B CH 82 C FA 92 C FA 90 B CH 84 X FA 94 2-2 ② ③ G5-4-3, 1-2f			B FA 89 C FA 90 F CH 86 B FA 92 C FA 92 2-3 ① K		S FA 92 F FA 94 X FA 94 0-2 HR		S FA 92 C CH 82 S CH 85 0-3 ① K	4	1	1	1	0	2	1
16 Andre Ethier, L (1, 9) OBP: 0.319, SLG: 0.405			C FA 89 B FA 88 X CH 81 1-1 ① L7		X FC 88 0-0 18 G1-3, 2B	F FA 96 B CH 86 B FA 95 F FA 92 F FA 95 B CH 86 X FA 95 3-2 ③ G4-3			X FA 94 0-0 1B, 1B	4	0	2	0	0	0	0
18 Ramon Martinez, R (1, 6) OBP: 0.226, SLG: 0.196 Mike Lieberthal, R (9, PH) OBP: 0.280, SLG: 0.292			B FA 90 C FA 85 X FA 88 1-1 ② G3-1	C FA 90 F FC 89 F SL 79 B FA 92 F FC 90 X SL 79 1-2 ② G1-3, 2-3				B FC 88 C FA 88 X FA 90 1-1 ① G3-1	X FA 93 0-0 G6-4-3, 1-2, 1B	3 1	0 0	0 1	0 0	0 0	0 0	1 0
Mark Hendrickson, L (1, 1) Brady Clark, R (5, PH) OBP: 0.327, SLG: 0.341 58 Chad Billingsley, R (6, 1) Olmedo Saenz, R (8, PH) OBP: 0.367, SLG: 0.463 (9, 3)			C FA 89 S FA 92 S FA 93 0-3 ③ K		B SL 78 X FA 90 1-0 ③ L3			B FA 92 B FA 91 C FA 92 C FA 91 X FA 93 2-2 9 1B, 5 1B, 1B	S SL 88 X SL 88 0-1 ② ③ G6-4-3, 1-2f	1 1 0 2	0 0 0 1	0 0 0 1	0 0 0 0	0 0 0 0	1 0 0 2	0 1 0 2
Inning Stats	R: 0 E: 0 K: 2 S: 7 H: 0 LOB: 0 BB: 0 P: 10	R: 0 E: 0 K: 1 S: 8 H: 1 LOB: 0 BB: 0 P: 14	R: 0 E: 0 K: 1 S: 7 H: 0 LOB: 0 BB: 0 P: 9	R: 0 E: 0 K: 1 S: 14 H: 2 LOB: 2 BB: 0 P: 20	R: 0 E: 0 K: 1 S: 10 H: 1 LOB: 1 BB: 0 P: 14	R: 0 E: 0 K: 0 S: 12 H: 0 LOB: 0 BB: 0 P: 17	R: 1 E: 0 K: 1 S: 13 H: 1 LOB: 0 BB: 0 P: 19	R: 1 E: 0 K: 2 S: 18 H: 3 LOB: 3 BB: 1 P: 26	R: 0 E: 0 K: 1 S: 7 H: 2 LOB: 1 BB: 0 P: 7	1B: 8 2B: 1 3B: 0 HR: 1	SF: 0 SAC: 0 DP: 2 HBP: 0			WP: 0 PB: 0 SB: 0 CS: 0	PA: 36		

PITCHER	IP	WLS	BF	H	R	ER	SO	BB	IBB	HBP	BLK	WP	HR	S	P	ERA	WHIP
38 Carlos Zambrano, R (1, 1) ERA: 5.24	7.2	W	31	8	2	2	8	1	0	0	0	0	1	86	125	2.35	1.174
13 Will Ohman, L (8, 1) ERA: 4.85	0.1	H	1	0	0	0	1	0	0	0	0	0	0	3	4	0.00	0.000
46 Ryan Dempster, R (9, 1) ERA: 3.97	1.0	S	4	2	0	0	1	0	0	0	0	0	0	7	7	0.00	2.000

PITCHER	IP	WLS	BF	H	R	ER	SO	BB	IBB	HBP	BLK	WP	HR	S	P	ERA	WHIP

BOTTOM

Chicago Cubs @ Los Angeles Dodgers

Dodger Stadium, Los Angeles, CA

Sat May 26 2007, 12:55 PM PDT

Att. 48,243 - Sunny - 73 F

livebaseballscorecards.com

AB	35
R	2
H	10
RBI	2
BB	1
SO	10
LOB	16

Batter	1	2	3	4	5	6	7	8	9	10	11	AB	R	H	RBI	BB	SO	LOB
12 Alfonso Soriano, R (1, 7) OBP: 0.356, SLG: 0.477	C FA 89 F FA 90 B FA 92 F FA 91 B FA 92 F FA 92 X CU 68 2-2 G6-3		B CU 67 X CU 78 1-0 2 FC1-4 1B		F FA 91 S SL 82 B FA 92 F SL 81 B FA 92 B CU 70 F CH 81 F FA 92 F SL 81 4-2 B FA 90 BB			S SL 84 S SL 82 B SL 85 X SL 83 1-2 2 1B 25 1B	C SL 88 S FA 99 X FA 100 0-2 G6-4-3 1-2f			4	1	2	0	1	0	1
2 Ryan Theriot, R (1, 4) OBP: 0.346, SLG: 0.340	B FA 89 C FA 90 C SL 79 X CU 78 1-2 G6-3		1 SAFE 1 SAFE F FA 91 X FA 91 0-1 FC1-4 1-2f		B SL 81 C SL 80 B SL 81 F SL 79 X CU 79 2-2 G3-1			1 SAFE P PO 78 L SL 84 P PO 85 F FA 92 1 SAFE F FA 93 X FA 94 2-2 FC1-5 25 1B 1-3 1B		B FA 98 C FA 98 B FA 98 C FA 96 B FA 99 F FA 97 C SL 89 3-3 K		5	0	1	0	0	1	4
25 Derrek Lee, R (1, 3) OBP: 0.429, SLG: 0.524	C FA 91 B FA 88 C CU 67 X FA 92 1-2 F8			C FA 89 B SL 82 B CU 66 B CH 78 F FA 91 F FA 91 F CU 79 S CH 80 3-3 K		B FA 88 X FA 89 1-0 G5-3		C CH 83 X FA 94 0-1 F8 FC1-5 1-2 3-H 1B		S CH 89 S FA 99 F SL 90 B FA 99 F FA 100 S SL 89 1-3 K		5	0	1	1	0	2	0
Michael Barrett, R (1, 2) OBP: 0.301, SLG: 0.425		B FA 89 B FA 89 B FA 90 B FA 86 4-0 CS 19 E BB		B FA 90 B FA 92 X FA 91 2-0 G5-3		B CH 77 B FA 90 B FA 90 C FA 89 X FA 91 3-1 P2		L SL 83 X SL 81 0-1 FC1-5 19 BB 1-2 2-3f		C FA 99 F FA 99 F FA 99 X SL 88 0-2 G6-3		4	0	0	0	1	0	2
Mark DeRosa, R (1, 5) OBP: 0.347, SLG: 0.462		C FA 90 F CU 65 B FA 90 F CU 67 T FA 87 1-2 K		B CH 81 F CH 80 X CU 68 1-1 G6-3		C CU 66 B FA 88 X CU 66 1-1 G6-3		X FA 92 0-0 F8 2-3			C FA 95 B CU 82 B FA 94 B FA 95 F FA 94 X FA 91 3-2 L8	5	0	0	0	0	1	3
19 Matt Murton, R (1, 9) OBP: 0.351, SLG: 0.386		X FA 88 0-0 E6 1-2			C FA 88 C CU 66 B FA 91 F FA 91 B CU 68 B SL 79 X FA 91 3-2 29 1B 2B		B SL 84 X FA 93 1-0 P2	B SL 84 D CH 86 C SL 83 F FA 92 F FA 94 B SL 83 B SL 81 4-2 1-2 BB			B FA 96 C FA 96 C CU 81 B FA 96 X SL 89 2-2 L6	4	0	1	0	1	0	1
29 Ángel Pagán, S (1, 8) OBP: 0.341, SLG: 0.564 16 Aramis Ramirez, R (8, PH) OBP: 0.347, SLG: 0.559 Jacque Jones, L (8, 8) OBP: 0.298, SLG: 0.342		C CU 66 T CU 66 B FA 91 F CU 68 S CU 67 1-3 K			X CU 66 0-0 WP 2-3 1B		B FA 93 X FA 92 1-0 G3 2B	X FA 88 0-0 F9			C FA 96 F CU 82 X CU 82 0-2 G2-3	3 1 1	0 0 0	2 0 0	0 0 0	0 0 0	1 0 0	2 3 0
Cesar Izturis, S (1, 6) OBP: 0.328, SLG: 0.325		B CU 65 B FA 89 B CH 79 3-0 CS 2-3	X SL 85 0-0 F9		B CU 66 B FA 91 B CH 79 C FA 90 X SL 80 3-1 G5-3 1-2		D FA 92 X CH 87 1-0 G3 2-3		B FA 96 B FA 96 C FA 98 B FA 96 B FA 97 4-1 12 G6-4-3 BB			3	0	0	0	1	0	3
53 Rich Hill, L (1, 1) OBP: 0.091, SLG: 0.095 32 Daryle Ward, L (7, PH) OBP: 0.444, SLG: 0.400 43 Michael Wuertz, R (7, 1) 47 Scott Eyre, L (8, 1) Bob Howry, L (8, 1) 15 Cliff Floyd, L (9, PH) OBP: 0.357, SLG: 0.385 37 Angel Guzman, R (9, 1) 49 Carlos Marmol, R (11, 1)		B CH 79 B CH 79 C F S 2-3 K		C FA 90 P PO 79 S SL 81 D SL 82 B FA 90 S FA 88 3-3 K		T CH 86 B FA 93 F FA 93 X CH 88 1-2 L4		C FA 98 C FA 97 B FA 99 B FA 99 S FA 99 2-3 K			2 1 0 0 0 1 0	0 0 0 0 0 0 0	0 0 0 0 0 0 0	0 0 0 0 0 1 0	2 0 0 0 0 0 0	2 1 0 0 0 1 0
Inning Stats	R: 0 E: 0 K: 0 S: 11 H: 0 LOB: 0 BB: 0 P: 15	R: 0 E: 1 K: 2 S: 9 H: 0 LOB: 1 BB: 1 P: 18	R: 0 E: 0 K: 1 S: 7 H: 1 LOB: 1 BB: 0 P: 10	R: 0 E: 0 K: 1 S: 8 H: 0 LOB: 0 BB: 0 P: 14	R: 0 E: 0 K: 1 S: 20 H: 2 LOB: 3 BB: 1 P: 34	R: 0 E: 0 K: 0 S: 5 H: 0 LOB: 0 BB: 0 P: 10	R: 0 E: 0 K: 0 S: 6 H: 1 LOB: 1 BB: 0 P: 10	R: 1 E: 0 K: 0 S: 18 H: 3 LOB: 3 BB: 1 P: 23	R: 0 E: 0 K: 1 S: 7 H: 0 LOB: 0 BB: 1 P: 13	R: 0 E: 0 K: 2 S: 13 H: 0 LOB: 0 BB: 0 P: 17	R: 0 E: 0 K: 0 S: 9 H: 0 LOB: 0 BB: 0 P: 14	1B: 5 2B: 2 3B: 0 HR: 0 SF: 0 SAC: 0 DP: 1 HBP: 0	WP: 1 PB: 0 SB: 0 CS: 1 PA: 44					

PITCHER		IP	WLS	BF	H	R	ER	SO	BB	IBB	HBP	BLK	WP	HR	S	P	ERA	WHIP
52 Randy Wolf, L ERA: 3.41	(1, 1)	6.0		23	3	0	0	5	2	0	0	0	1	0	60	101	0.00	0.833
Rudy Seanez, R ERA: 2.88	(7, 1)	1.2		10	4	1	1	0	1	0	0	0	0	0	23	32	5.40	3.000
Joe Beimel, L ERA: 4.09	(8, 1)	0.1		1	0	0	0	0	0	0	0	0	0	0	1	1	0.00	0.000
51 Jonathan Broxton, R ERA: 1.65	(9, 1)	2.0		6	0	0	0	3	1	0	0	0	0	0	20	30	0.00	0.500
58 Chad Billingsley, R ERA: 4.0	(11, 1)	1.0	W	3	0	0	0	0	0	0	0	0	0	0	9	14	0.00	0.000

PITCHER	IP	WLS	BF	H	R	ER	SO	BB	IBB	HBP	BLK	WP	HR	S	P	ERA	WHIP

TOP

Chicago Cubs @ Los Angeles Dodgers

Dodger Stadium, Los Angeles, CA

Sun May 27 2007, 1:10 PM PDT

Att. 51,196 - Sunny - 71 F

livebaseballscorecards.com

AB	39
R	1
H	7
RBI	1
BB	4
SO	8
LOB	23

Batter	1	2	3	4	5	6	7	8	9	10	11	AB	R	H	RBI	BB	SO	LOB
15 Rafael Furcal, S (1, 6) OBP: 0.375, SLG: 0.373	X FA 91 0-0 9 CS 1B			X FA 91 0-0 ① G4-3		B CU 73 X SL 84 1-0 1B		B FA 94 F FA 94 F FA 94 X FA 93 1-2 ③ F9			B FA 92 2 SAFE I IN 76 I IN 81 I IN 81 4-0 9 HBP 1-2 2-3 IBB	4	0	2	0	1	0	0
9 Juan Pierre, L (1, 8) OBP: 0.307, SLG: 0.307	C FA 92 B FA 91 F FA 92 F CU 74 B FA 92 F CU 73 B CU 73 1 SAFE X FA 92 3-2 ①② F7 1-2			B FA 92 C FA 92 F CU 75 B FA 91 X SL 85 2-2 ② F8		X FA 92 0-0 ② F9			B FA 95 C FA 93 X FA 96 1-1 ① F9		C CU 80 B CU 81 F FA 94 B FA 95 H CU 81 3-2 1-2 2-3 3-H HBP	4	0	0	1	0	0	2
55 Russell Martin, R (1, 2) OBP: 0.387, SLG: 0.452	X FA 92 0-0 ③ G4-3			C FA 92 B CU 74 F FA 92 B FA 92 B FA 92 S FA 91 3-3 ③ K		B SL 84 X FA 92 1-0 ③ F9			B SL 87 B FA 97 F FA 96 X FA 96 2-1 ② G1-3			4	0	0	0	0	1	1
12 Jeff Kent, R (1, 4) OBP: 0.369, SLG: 0.509		X FA 91 0-0 ① G5-3			C FA 90 C CU 73 B SL 87 B FA 92 S CU 73 2-3 ① K		C SL 86 B FA 94 S SL 87 X SL 88 1-2 ① F8			C SL 88 X CU 80 0-1 ③ P3		4	0	0	0	0	1	0
Olmedo Saenz, R (1, 3) OBP: 0.358, SLG: 0.432		B FA 91 B CH 82 C FA 90 B FA 91 F FA 90 B CU 74 4-2 L3 BB			B FA 91 X 1-0 ② G6-3		S SL 87 S SL 88 D SL 87 X FA 95 1-2 ② P3			B SL 87 C FA 95 F SL 86 B FA 95 S SL 86 2-3 ① K		3	0	0	0	1	1	0
Luis Gonzalez, L (1, 7) OBP: 0.373, SLG: 0.419		X CU 74 0-0 ②③ L3 1-1			B FA 92 X FA 92 1-0 28 BB 1B		B FA 95 B CH 86 F FA 95 X FA 95 2-1 ③ L8			B FA 95 S SL 89 B FA 96 X FA 95 2-1 ② G4-3		4	0	1	0	0	0	1
28 Andy LaRoche, R (1, 5) OBP: 0.442, SLG: 0.257		C FA 91 B FA 91 B X 2-1 ① F7			F FA 91 B FA 92 B FA 92 B FA 92 F FA 92 B CU 73 4-2 1-2 BB			S SL 81 F SL 83 X SL 84 0-2 HR		B FA 97 F FA 95 B FA 97 X SL 89 2-1 ③ G3		1	0	0	0	1	0	0
16 Andre Ethier, L (8, PH) OBP: 0.321, SLG: 0.427 (9, 9)												2	1	1	1	0	0	0
Brady Clark, R (1, 9) OBP: 0.314, SLG: 0.326 5 Nomar Garciaparra, R (8, PH) OBP: 0.332, SLG: 0.351 51 Jonathan Broxton, R (9, 1) 58 Chad Billingsley, R (11, 1) 18 Ramon Martinez, R (11, PH) OBP: 0.238, SLG: 0.196		S SL 84 X FA 90 0-1 ② G4-3			B CU 72 X SL 83 1-0 ③ G6-3			F X 0-1 ① F8			C SL 87 F FA 91 B CU 80 B CU 78 B FA 96 B FA 93 4-2 15 S 9 HBP BB BB	2	0	0	0	0	0	2
												1	0	0	0	0	0	0
												0	0	0	0	0	0	0
												0	0	0	0	0	0	0
												0	1	0	0	1	0	0
52 Randy Wolf, L (1, 1) OBP: 0.250, SLG: 0.200 6 Tony Abreu, S (6, PH) OBP: 0.250, SLG: 0.333 Rudy Seanez, R (7, 1) Joe Beimel, L (8, 1) Wilson Betemit, S (8, PH) OBP: 0.321, SLG: 0.412 (9, 5)	B B C C S 2-3 ③ K					C FA 91 F CU 74 X CU 74 0-2 ① G6-3		B FA 94 C FA 94 F FA 94 B FA 95 F FA 94 B FA 94 X FA 93 3-2 ② F9			1 SAFE F FA 95 1 SAFE 1 SAFE B CU 79 1 SAFE D SL 86 B FA 95 B FA 95 4-1 9 HBP 15 IBB 1-2 BB	1	0	0	0	0	1	0
												1	0	0	0	0	0	0
												0	0	0	0	0	0	0
												0	0	0	0	0	0	0
												1	0	0	0	1	0	0
Inning Stats	R: 0 E: 0 K: 0 S: 7 H: 1 LOB: 0 BB: 0 P: 10	R: 0 E: 0 K: 0 S: 4 H: 0 LOB: 0 BB: 1 P: 8	R: 0 E: 0 K: 1 S: 7 H: 0 LOB: 0 BB: 0 P: 11	R: 0 E: 0 K: 1 S: 7 H: 0 LOB: 0 BB: 0 P: 12	R: 0 E: 0 K: 1 S: 8 H: 1 LOB: 2 BB: 1 P: 17	R: 0 E: 0 K: 0 S: 6 H: 1 LOB: 1 BB: 0 P: 8	R: 0 E: 0 K: 0 S: 8 H: 0 LOB: 0 BB: 0 P: 12	R: 1 E: 0 K: 0 S: 12 H: 1 LOB: 0 BB: 0 P: 16	R: 0 E: 0 K: 0 S: 6 H: 0 LOB: 0 BB: 0 P: 9	R: 0 E: 0 K: 1 S: 7 H: 0 LOB: 0 BB: 0 P: 13	R: 1 E: 0 K: 0 S: 5 H: 0 LOB: 3 BB: 3 P: 20	1B: 3 2B: 1 3B: 0 HR: 1 SF: 0 SAC: 0 DP: 1 HBP: 1						

PITCHER		IP	WLS	BF	H	R	ER	SO	BB	IBB	HBP	BLK	WP	HR	S	P	ERA	WHIP
53 Rich Hill, L ERA: 3.06	(1, 1)	6.0		21	3	0	0	3	2	0	0	0	0	0	39	66	0.00	0.833
43 Michael Wuertz, R ERA: 1.64	(7, 1)	1.0		3	0	0	0	0	0	0	0	0	0	0	8	12	0.00	0.000
47 Scott Eyre, L ERA: 8.16	(8, 1)	0.0	B	1	1	1	1	0	0	0	0	0	0	1	3	3	∞	∞
Bob Howry, R ERA: 5.32	(8, 1)	1.0		3	0	0	0	0	0	0	0	0	0	0	9	13	0.00	0.000
37 Angel Guzman, R ERA: 2.96	(9, 1)	2.0	L	8	0	1	1	1	2	0	0	0	0	0	16	33	4.50	1.000

PITCHER		IP	WLS	BF	H	R	ER	SO	BB	IBB	HBP	BLK	WP	HR	S	P	ERA	WHIP
49 Carlos Marmol, R ERA:	(11, 1)	0.0		2	0	0	0	0	0	1	1	0	0	0	2	9	∞	∞

BOTTOM

Chicago Cubs @ Los Angeles Dodgers

Dodger Stadium, Los Angeles, CA

Sun May 27 2007, 1:10 PM PDT

Att. 51,196 - Sunny - 71 F

livebaseballscorecards.com

AB	32
R	2
H	4
RBI	2
BB	5
SO	4
LOB	6

WP: 0 PB: 0 SB: 1 CS: 1 PA: 38

Batter	1	2	3	4	5	6	7	8	9	AB	R	H	RBI	BB	SO	LOB
61 Reggie Abercrombie, R (1, 8) (9, 7) OBP: 0.256, SLG: 0.378	X 0-0 E1 6 FC5-4	B S B C F B X 3-2 ③ F8			B C S X 1-2 ① P6		C B X 1-1 HR		B B F B B 4-1 6 S 6 SF7 BB	4	2	1	1	1	0	1
6 Dan Uggla, R (1, 4) OBP: 0.340, SLG: 0.498	C 1 SAFE C B F X 1-2 ① FC5-4 14 1B 1B 1-2f		B S B B B F S 3-3 ① K		C X 0-1 2B		C S S 0-3 ② K		1 SAFE B B F B X 3-1 ① SF7 1-H	4	1	1	1	0	2	1
2 Hanley Ramirez, R (1, 6) OBP: 0.396, SLG: 0.518	F B B 1 SAFE B X 3-1 ② F8		B X 1-0 ② P3		F D B B F X 3-2 ② P6		S X 0-1 ③ F9		B B B C B 4-1 1B BB	4	0	0	0	1	0	2
Miguel Cabrera, R (1, 5) OBP: 0.400, SLG: 0.549	B B X 2-0 14 1B 1-2 1B		F F F S 0-3 ③ K		I 4-0 IBB			X 0-0 1B 2B	F X 0-1 1-2 1B	4	1	3	0	1	1	0
14 Josh Willingham, R (1, 7) OBP: 0.382, SLG: 0.461	C F X 0-2 1-3 2-H 1B			C B X 1-1 27 1B G5-3 1B	B X 1-0 ③ F7			S S B B F D S 3-3 ① K	S F C 0-3 ② K	5	1	2	1	0	2	5
27 Jeremy Hermida, L (1, 9) OBP: 0.328, SLG: 0.420	B D B C F F F S 3-3 ③ K			B B X 2-0 G5-3 1-3 1B		B B S X 2-1 ① G4-3		F B B C B S 3-3 ② K	C C B C 1-3 ③ K	5	0	1	0	0	3	5
Jason Wood, R (1, 3) OBP: 0.256, SLG: 0.415		F X 0-1 ① G6-3		B S B X 2-1 ① G5-3 1-2 3-H		B C F S 1-3 ② K		S S B X 1-2 20 1B 2-H 1B		4	0	1	2	0	1	1
20 Matt Treanor, R (1, 2) OBP: 0.286, SLG: 0.233	B C B F B B 4-2 SH3-4 BB			C F B T 1-2 ② K	C S F B B B X 2-2 ③ G1-6-3			C F B B F B X 3-2 1-2 1B		3	0	1	0	1	1	1
Byung-Hyun Kim, R (1, 1) Todd Linden, S (7, PH) OBP: 0.292, SLG: 0.206 37 Renyel Pinto, L (7, 1) 8 Aaron Boone, R (8, PH) OBP: 0.366, SLG: 0.416 22 Matt Lindstrom, R (8, 1) 57 Taylor Tankersley, L (9, 1) Kevin Gregg, R (9, 1) 4 Alfredo Amezaga, S (9, 8) OBP: 0.288, SLG: 0.336	C X 0-1 ② SH3-4 1-2			F X 0-1 ③ L4			B C C B F C 2-3 ① K	B B X 2-0 ③ F8		1 1 0 1 0 0 0 0 0	0 0 0 0 0 0 0 0 0	0 0 0 0 0 0 0 0 0	0 0 0 0 0 0 0 0 0	0 1 0 0 0 0 0 0 0	0 0 0 0 0 0 0 0 0	1 0 0 2 0 0 0 0 0
Inning Stats	R: 1 H: 2 E: 1 LOB: 2 K: 1 BB: 0 S: 16 P: 25	R: 0 H: 0 E: 0 LOB: 1 K: 0 BB: 1 S: 10 P: 17	R: 0 H: 0 E: 0 LOB: 0 K: 2 BB: 0 S: 8 P: 12	R: 1 H: 2 E: 0 LOB: 1 K: 1 BB: 0 S: 10 P: 16	R: 0 H: 1 E: 0 LOB: 2 K: 0 BB: 1 S: 9 P: 18	R: 0 H: 0 E: 0 LOB: 0 K: 1 BB: 0 S: 9 P: 14	R: 1 H: 1 E: 0 LOB: 0 K: 2 BB: 0 S: 11 P: 14	R: 1 H: 3 E: 0 LOB: 2 K: 2 BB: 0 S: 16 P: 28	R: 1 H: 1 E: 0 LOB: 2 K: 2 BB: 2 S: 12 P: 24	1B: 7 SF: 1 2B: 2 SAC: 1 3B: 0 DP: 0 HR: 1 HBP: 0						

TOP

Florida Marlins @ Chicago Cubs

Wrigley Field, Chicago, IL

Mon May 28 2007, 1:20 PM CDT

Att. 41,630 - Cloudy - 65 F

livebaseballscorecards.com

AB	36
R	5
H	10
RBI	5
BB	4
SO	11
LOB	19

WP: 0 PB: 0 SB: 2 CS: 0 PA: 42

PITCHER		IP	WLS	BF	H	R	ER	SO	BB	IBB	HBP	BLK	WP	HR	S	P	ERA	WHIP
45 Sean Marshall, L ERA: 2.7	(1, 1)	6.1	L	28	6	3	2	6	1	1	0	0	0	1	68	111	2.84	1.105
49 Carlos Marmol, R ERA:	(7, 1)	0.2		2	0	0	0	1	0	0	0	0	0	0	5	5	0.00	0.000
47 Scott Eyre, L ERA: 8.27	(8, 1)	2.0		12	4	2	2	4	2	0	0	0	0	0	28	52	9.00	3.000

PITCHER	IP	WLS	BF	H	R	ER	SO	BB	IBB	HBP	BLK	WP	HR	S	P	ERA	WHIP

Florida Marlins @ Chicago Cubs

Wrigley Field, Chicago, IL

Mon May 28 2007, 1:20 PM CDT

Att. 41,630 - Cloudy - 65 F

livebaseballscorecards.com

Batter	1	2	3	4	5	6	7	8	9	AB	R	H	RBI	BB	SO	LOB
12 Alfonso Soriano, R (1, 7) OBP: 0.347, SLG: 0.464	F8		E5 15 1B		G5-3		F9		K	5	0	0	0	0	1	3
15 Cliff Floyd, L (1, 9) OBP: 0.358, SLG: 0.394	BB		1B		BB			G3-1	25 1B	3	0	2	2	2	0	0
25 Derrek Lee, R (1, 3) OBP: 0.423, SLG: 0.514	K		K		F9			P3	1B	5	0	1	0	0	2	4
16 Aramis Ramirez, R (1, 5) OBP: 0.348, SLG: 0.555	SAFE G1-3			F8		L4-3 1B		1B	K	5	0	2	0	0	1	3
Michael Barrett, R (1, 2) OBP: 0.294, SLG: 0.415		F8		K		L4-3		F9		4	0	0	0	0	1	2
Jacque Jones, L (1, 8) OBP: 0.303, SLG: 0.342		G4-3		BB 1B		G3			1B 2 1B BB	3	1	1	0	1	0	0
Mark DeRosa, R (1, 4) OBP: 0.351, SLG: 0.459		K		SAFE SAFE 1-2 BB			F8		2 1B 15 1B 1-2 1B	3	1	1	0	1	1	0
2 Ryan Theriot, R (1, 6) OBP: 0.343, SLG: 0.338			G4-3	K			G4-3		15 DI 15 1B 1-3 2-H 1B	4	1	1	1	0	1	2
45 Sean Marshall, L (1, 1)			G6-3		F8		BB		K	2	0	0	0	0	0	0
49 Carlos Marmol, R (7, 1)										0	0	0	0	0	0	0
19 Matt Murton, R (7, PH) OBP: 0.357, SLG: 0.386										0	0	0	0	1	0	0
47 Scott Eyre, L (8, 1)										0	0	0	0	0	0	0
29 Ángel Pagán, S (9, PH) OBP: 0.333, SLG: 0.550										1	0	0	0	0	1	2
Inning Stats	R: 0 E: 0 K: 1 S: 9 H: 0 LOB: 1 BB: 1 P: 20	R: 0 E: 0 K: 1 S: 10 H: 0 LOB: 0 BB: 0 P: 15	R: 0 E: 1 K: 1 S: 10 H: 1 LOB: 2 BB: 0 P: 17	R: 0 E: 0 K: 2 S: 18 H: 1 LOB: 2 BB: 1 P: 26	R: 0 E: 0 K: 0 S: 9 H: 0 LOB: 1 BB: 1 P: 14	R: 0 E: 0 K: 0 S: 10 H: 1 LOB: 0 BB: 0 P: 13	R: 0 E: 0 K: 0 S: 9 H: 0 LOB: 1 BB: 1 P: 18	R: 0 E: 0 K: 0 S: 17 H: 1 LOB: 1 BB: 0 P: 22	R: 3 E: 0 K: 3 S: 24 H: 4 LOB: 2 BB: 1 P: 39	1B: 8 2B: 1 3B: 0 HR: 0	SF: 0 SAC: 0 DP: 1 HBP: 0						

	AB	35
	R	3
	H	8
	RBI	3
	BB	5
	SO	8
	LOB	16

PITCHER	IP	WLS	BF	H	R	ER	SO	BB	IBB	HBP	BLK	WP	HR	S	P	ERA	WHIP
Byung-Hyun Kim, R (1, 1) ERA: 5.16	6.0	W	24	3	0	0	5	3	0	0	0	0	0	66	105	0.00	1.000
37 Renyel Pinto, L (7, 1) ERA: 4.18	1.0	H	4	0	0	0	0	1	0	0	0	0	0	9	18	0.00	1.000
22 Matt Lindstrom, R (8, 1) ERA: 3.68	1.0		4	1	0	0	0	0	0	0	0	0	0	17	22	0.00	1.000
57 Taylor Tankersley, L (9, 1) ERA: 6.89	0.0		3	2	3	3	0	1	0	0	0	0	0	5	13	∞	∞
Kevin Gregg, R (9, 1) ERA: 2.03	1.0	S	5	2	0	0	3	0	0	0	0	0	0	19	26	0.00	2.000

PITCHER	IP	WLS	BF	H	R	ER	SO	BB	IBB	HBP	BLK	WP	HR	S	P	ERA	WHIP

Florida Marlins @ Chicago Cubs

Wrigley Field, Chicago, IL

Tue May 29 2007, 7:05 PM CDT

Att. 39,788 - Cloudy - 76 F

TOP

livebaseballscorecards.com

Batter	1	2	3	4	5	6	7	8	9	AB	R	H	RBI	BB	SO	LOB
4 Alfredo Amezaga, S (1, 8) OBP: 0.289, SLG: 0.331	C X 0-1 G6-3 ①		X 0-0 G4-6-3 ①② 1-2f	B C B F B B 4-2 1-2 BB		C X 0-1 6 BB 1B		L B X 1-1 FC3-5 ① 2 1B 6 1B 14 2B 1-2 2-3f	F F B D F X 2-2 G5-3 ③	5	1	1	0	1	0	4
6 Dan Uggla, R (1, 4) OBP: 0.346, SLG: 0.498	C B B X 2-1 F9 ②		S B S X 1-2 1B	D X 1-0 L7 ③		1 SAFE F 1 SAFE C B B 1 SAFE F 1 SAFE 4-2 F 1 SAFE B B 1-2 BB		X 0-0 2 1B 14 2B 1-2 2-3 1B		4	1	2	0	1	0	3
2 Hanley Ramirez, R (1, 6) OBP: 0.392, SLG: 0.510	C B B X 2-1 G5-3 ③		X 0-0 G4-3 ③		C B B X 3-1 E5 1B 27 HR	C B S B F C 2-3 K ②		X 0-0 14 2B 1-2 2-3 3-H 1B		5	2	1	1	0	1	3
Miguel Cabrera, R (1, 5) OBP: 0.400, SLG: 0.545		F B F F X 1-2 14 2B 1B		B S F S 1-3 K ①	C X 0-1 27 HR 2-3 1B	B B S C B S 3-3 K ③		S S B S 1-3 K ②		5	1	2	0	0	3	5
14 Josh Willingham, R (1, 7) OBP: 0.387, SLG: 0.473	S B X 1-1 1-3 2B			C B B F F F F B F B 4-2 27 1B SF8 BB	X 0-0 P5 ①		B B F C C 2-3 K ①	C X 0-1 1-H 2-H 3-H 2B		4	1	2	3	1	1	2
27 Jeremy Hermida, L (1, 9) OBP: 0.333, SLG: 0.473	B B F F C 2-3 K ①			B F F X 1-2 8 S 1-3 1B	D F S F B D X 3-2 1-H 3-H HR		L X 0-1 G4-3 ②	S F B C 1-3 K ③		5	2	2	3	0	2	3
Miguel Olivo, R (1, 2) OBP: 0.261, SLG: 0.373	S F T 0-2 K ②			B F X 1-1 SF8 ② 3-H	X 0-0 G5-3 ②		S B S B C 2-3 K ③		S X 0-1 F9 ①	4	0	0	1	0	2	2
8 Aaron Boone, R (1, 3) OBP: 0.374, SLG: 0.414	B C C X 1-2 G5-3 ③			C F F D 1 SAFE F B B B 4-2 1B 1-2 BB	B C X 1-1 F7 ③			B S B B B 4-1 4 FC3-5 S BB	F B S X 1-2 1B	3	0	1	0	2	0	2
Dontrelle Willis, L (1, 1) OBP: 0.320, SLG: 0.318 Joe Borchard, S (8, PH) OBP: 0.290, SLG: 0.336 32 Justin Miller, R (8, 1) Todd Linden, S (9, PH) OBP: 0.278, SLG: 0.203 48 Lee Gardner, R (9, 1) Kevin Gregg, R (9, 1)			B B C B F X 3-2 4 G4-6-3 1B	B F B X 2-1 4 BB 1-3 2-H 1B		B C C E B F F X 2-2 F7 ①		C S D B B B F B 4-2 6 1B 4 FC3-5 2 1B 1-2 BB	B C S S F F S 1-3 K ②	3 0 0 1 0 0	0 1 0 0 0 0	2 0 0 0 0 0	1 0 0 0 0 0	0 1 0 0 0 0	0 0 0 1 0 0	0 0 0 1 0 0
Inning Stats	R: 0 E: 0 K: 0 S: 6 H: 0 LOB: 0 BB: 0 P: 10	R: 0 E: 0 K: 2 S: 15 H: 2 LOB: 2 BB: 0 P: 20	R: 0 E: 0 K: 0 S: 8 H: 2 LOB: 1 BB: 0 P: 12	R: 2 E: 0 K: 1 S: 22 H: 2 LOB: 3 BB: 3 P: 40	R: 3 E: 1 K: 0 S: 12 H: 2 LOB: 0 BB: 0 P: 19	R: 0 E: 0 K: 2 S: 19 H: 1 LOB: 2 BB: 1 P: 30	R: 0 E: 0 K: 2 S: 8 H: 0 LOB: 0 BB: 0 P: 12	R: 4 E: 0 K: 2 S: 16 H: 3 LOB: 1 BB: 2 P: 27	R: 0 E: 0 K: 1 S: 14 H: 1 LOB: 1 BB: 0 P: 18	1B: 10 2B: 2 3B: 0 HR: 1	SF: 1 SAC: 0 DP: 1 HBP: 0						

	AB	39
	R	9
	H	13
	RBI	9
	BB	6
	SO	10
	LOB	25

	WP: 0	PA: 46
	PB: 0	
	SB: 2	
	CS: 0	

PITCHER		IP	WLS	BF	H	R	ER	SO	BB	IBB	HBP	BLK	WP	HR	S	P	ERA	WHIP
Jason Marquis, R ERA: 2.93	(1, 1)	5.0	L	26	8	5	4	3	3	0	0	0	0	1	63	101	7.20	2.200
49 Carlos Marmol, R ERA:	(6, 1)	2.0		8	1	0	0	4	1	0	0	0	0	0	27	42	0.00	1.000
43 Michael Wuertz, R ERA: 3.13	(8, 1)	1.0		8	3	4	4	2	2	0	0	0	0	0	16	27	36.00	5.000
Bob Howry, R ERA: 5.11	(9, 1)	1.0		4	1	0	0	1	0	0	0	0	0	0	14	18	0.00	1.000

PITCHER	IP	WLS	BF	H	R	ER	SO	BB	IBB	HBP	BLK	WP	HR	S	P	ERA	WHIP

BOTTOM

Batter	1	2	3	4	5	6	7	8	9	AB	R	H	RBI	BB	SO	LOB
12 Alfonso Soriano, R (1, 7) OBP: 0.348, SLG: 0.468	G5-3		2B		L9		G4-3		1B	5	1	2	0	0	0	0
Cesar Izturis, S (1, 6) OBP: 0.319, SLG: 0.315 43 Michael Wuertz, R (8, 1) Bob Howry, L (9, 1) 15 Cliff Floyd, L (9, PH) OBP: 0.355, SLG: 0.390	G5-3		G4-3		L8		G4-3		K	4 0 0 1	0 0 0 0	0 0 0 0	0 0 0 0	0 0 0 1	0 0 0 1	1 0 0 3
25 Derrek Lee, R (1, 3) OBP: 0.422, SLG: 0.534	HR		2B		G5-3			K	K	5	1	2	2	0	2	3
16 Aramis Ramirez, R (1, 5) OBP: 0.342, SLG: 0.543	G4-3		F9			G1-3		K		4	0	0	0	0	1	1
19 Matt Murton, R (1, 9) OBP: 0.353, SLG: 0.375		G5-3		G6-3		F9		BB		3	0	0	0	1	0	0
Mark DeRosa, R (1, 4) OBP: 0.354, SLG: 0.467		FC6-5	2B	E	1B	G6-3		P4		4	0	2	0	0	0	1
Michael Barrett, R (1, 2) OBP: 0.293, SLG: 0.417		FC6-5 PO 29 BB		E9			2 HR		G5-3	4	1	1	0	0	0	2
29 Ángel Pagán, S (1, 8) OBP: 0.348, SLG: 0.524		BB		K			F9		12 1B 2 E BB	2	0	0	0	2	1	3
Jason Marquis, L (1, 1) OBP: 0.233, SLG: 0.379 49 Carlos Marmol, R (6, 1) 2 Ryan Theriot, R (7, PH) OBP: 0.345, SLG: 0.359 (8, 6)	FC2 SAFE PO		G4-3	K			HR		E6 12 1B	2 0 2	0 0 1	0 0 1	0 0 2	0 0 0	1 0 0	2 0 1
Inning Stats	R: 1 H: 1 E: 0 LOB: 0 K: 0 BB: 0 S: 7 P: 12	R: 0 H: 1 E: 0 LOB: 1 K: 0 BB: 1 S: 8 P: 17	R: 1 H: 2 E: 0 LOB: 1 K: 0 BB: 0 S: 10 P: 15	R: 0 H: 1 E: 1 LOB: 2 K: 2 BB: 0 S: 11 P: 18	R: 0 H: 0 E: 0 LOB: 0 K: 0 BB: 0 S: 3 P: 8	R: 0 H: 0 E: 0 LOB: 0 K: 0 BB: 0 S: 7 P: 13	R: 2 H: 2 E: 0 LOB: 0 K: 0 BB: 0 S: 12 P: 19	R: 0 H: 0 E: 0 LOB: 1 K: 2 BB: 1 S: 14 P: 24	R: 0 H: 1 E: 1 LOB: 3 K: 2 BB: 1 S: 17 P: 27	1B: 2 SF: 0 2B: 4 SAC: 0 3B: 0 DP: 0 HR: 2 HBP: 0						

PITCHER		IP	WLS	BF	H	R	ER	SO	BB	IBB	HBP	BLK	WP	HR	S	P	ERA	WHIP
Dontrelle Willis, L ERA: 4.83	(1, 1)	7.0	W	29	7	4	4	2	1	0	0	0	0	2	58	102	5.14	1.143
32 Justin Miller, R ERA: 1.59	(8, 1)	1.0		4	0	0	0	2	1	0	0	0	0	0	14	24	0.00	1.000
48 Lee Gardner, R ERA: 3.71	(9, 1)	0.1		4	1	0	0	0	1	0	0	0	0	0	11	18	0.00	6.000
Kevin Gregg, R ERA: 1.99	(9, 1)	0.2	S	2	0	0	0	2	0	0	0	0	0	0	6	9	0.00	0.000

PITCHER	IP	WLS	BF	H	R	ER	SO	BB	IBB	HBP	BLK	WP	HR	S	P	ERA	WHIP

Florida Marlins @ Chicago Cubs
Wrigley Field, Chicago, IL
Tue May 29 2007, 7:05 PM CDT
Att. 39,788 - Cloudy - 76 F

livebaseballscorecards.com

AB	36
R	4
H	8
RBI	4
BB	3
SO	6
LOB	17

WP: 0 PA: 40
PB: 0
SB: 0
CS: 0

Batter	1	2	3	4	5	6	7	8	9	AB	R	H	RBI	BB	SO	LOB
61 Reggie Abercrombie, R (1, 8) OBP: 0.273, SLG: 0.366	CCC 0-3 ① K	DSBCFBX 3-2 6 CS 3-H 1B			FFFFBS 1-3 ① K		SSS 0-3 ② K	H 1-0 1-2 HBP		4	0	1	0	0	3	3
6 Dan Uggla, R (1, 4) OBP: 0.347, SLG: 0.526	SCBFBX 2-2 HR	B 1-0 ③ CS 1-2	FBBBCS 3-3 ① K		SBBBX 2-1 ② SF8 3-H		BDBFCX 3-2 1-H HR	CFC 0-3 ③ K		4	2	2	4	0	2	2
2 Hanley Ramirez, R (1, 6) OBP: 0.388, SLG: 0.502	CCBX 1-2 ② G1-3		CBX 1-1 ② L9		FCBS 1-3 ③ K		X 0-0 ③ F9		FX 0-1 14 BB 1B	5	0	1	0	0	1	1
Miguel Cabrera, R (1, 5) OBP: 0.400, SLG: 0.557 48 Lee Gardner, R (9, 1)	CX 0-1 HR		CFX 0-2 ③ L9			CX 0-1 ① G5-3		SX 0-1 14 HR 1B	FSDFBFFS 2-3 ① K	5 0	2 0	2 0	1 0	0 0	1 0	1 0
14 Josh Willingham, R (1, 7) OBP: 0.392, SLG: 0.487	CBBBBB 4-1 BB			CCC 0-3 ① K		FCBX 1-2 ② G6-3		CBX 1-1 1-H HR	BDSBB 4-1 1-2 BB	3	1	1	2	2	1	0
27 Jeremy Hermida, L (1, 9) OBP: 0.338, SLG: 0.483	BBBBCFX 3-2 ③ L9			BX 1-0 ② G1-3		X 0-0 1B		BSX 1-1 WP 1B 2B	CCS 0-3 ② K	5	1	2	0	0	1	3
Miguel Olivo, R (1, 2) OBP: 0.254, SLG: 0.363		BX 1-0 ① P4		CFS 0-3 ③ K		CF 1 SAFE B 1 SAFE S 1-3 ③ K		CSBFX 1-2 ① G4-3 2-3	BSSDFS 2-3 ③ K	5	0	0	0	0	3	4
8 Aaron Boone, R (1, 3) OBP: 0.385, SLG: 0.429 (9, 5)		X 0-0 52 G4-3 61 WP 2B			H 1-0 52 SH 6 SF8 HBP		CBX 1-1 6 HR 1B	SX 0-1 ② G5-3		3	3	2	0	0	0	1
52 Sergio Mitre, R (1, 1) OBP: 0.143, SLG: 0.214 Wes Obermueller, R (5, PR) OBP: 0.111, SLG: 0.222 Randy Messenger, R (5, 1) Todd Linden, S (7, PH) OBP: 0.274, SLG: 0.200 37 Renyel Pinto, L (7, 1) Joe Borchard, S (8, PH) OBP: 0.295, SLG: 0.341 32 Justin Miller, R (8, 1) Jason Wood, R (9, 3) OBP: 0.256, SLG: 0.415		CSX 0-2 ② G4-3 2-3			BBX 2-0 SH 1-3		CCBBBC 3-3 ① K	BSSSX 1-2 61 HBP 3-H 1B		1 0 0 1 0 1 0 0	0 0 0 0 0 0 0 0	0 0 0 0 0 0 0 0	0 0 0 0 0 1 0 0	0 0 0 0 0 0 0 0	0 0 0 0 0 0 0 0	1 0 0 1 0 1 0 0
Inning Stats	R: 2 E: 0 K: 1 S: 16 H: 2 LOB: 1 BB: 1 P: 26	R: 1 E: 0 K: 0 S: 10 H: 2 LOB: 0 BB: 0 P: 15	R: 0 E: 0 K: 1 S: 8 H: 0 LOB: 0 BB: 0 P: 12	R: 0 E: 0 K: 2 S: 7 H: 0 LOB: 0 BB: 0 P: 8	R: 1 E: 1 K: 2 S: 11 H: 0 LOB: 1 BB: 0 P: 18	R: 0 E: 0 K: 1 S: 9 H: 1 LOB: 1 BB: 0 P: 11	R: 2 E: 0 K: 2 S: 12 H: 2 LOB: 0 BB: 0 P: 19	R: 3 E: 0 K: 1 S: 18 H: 4 LOB: 2 BB: 0 P: 23	R: 0 E: 0 K: 3 S: 16 H: 1 LOB: 2 BB: 1 P: 24	1B: 6 2B: 2 3B: 0 HR: 4 SF: 1 SAC: 1 DP: 0 HBP: 2						

TOP

Florida Marlins @ Chicago Cubs

Wrigley Field, Chicago, IL

Wed May 30 2007, 7:05 PM CDT

Att. 39,699 - Partly Cloudy - 80 F

livebaseballscorecards.com

AB	37
R	9
H	12
RBI	8
BB	2
SO	13
LOB	17

WP: 2 PA: 44
PB: 0
SB: 0
CS: 1

PITCHER		IP	WLS	BF	H	R	ER	SO	BB	IBB	HBP	BLK	WP	HR	S	P	ERA	WHIP
30 Ted Lilly, L ERA: 3.52	(1, 1)	7.0	L	30	7	6	5	9	1	0	1	0	1	3	73	109	6.43	1.143
37 Angel Guzman, R ERA: 3.81	(8, 1)	1.0		8	4	3	3	1	0	0	1	0	1	1	18	23	27.00	4.000
46 Ryan Dempster, R ERA: 3.8	(9, 1)	1.0		5	1	0	0	3	1	0	0	0	0	0	16	24	0.00	2.000

PITCHER	IP	WLS	BF	H	R	ER	SO	BB	IBB	HBP	BLK	WP	HR	S	P	ERA	WHIP

Florida Marlins @ Chicago Cubs

Wrigley Field, Chicago, IL

Wed May 30 2007, 7:05 PM CDT

Att. 39,699 - Partly Cloudy - 80 F

BOTTOM

Batter	1	2	3	4	5	6	7	8	9	AB	R	H	RBI	BB	SO	LOB
12 Alfonso Soriano, R (1, 7) OBP: 0.341, SLG: 0.458	K		G5-3		K			G5-3		4	0	0	0	0	2	1
2 Ryan Theriot, R (1, 6) OBP: 0.337, SLG: 0.350	G3		K		F9			G6-3		4	0	0	0	0	1	1
25 Derrek Lee, R (1, 3) OBP: 0.419, SLG: 0.527	K			1B		K		P6		4	0	1	0	0	2	0
15 Cliff Floyd, L (1, 9) OBP: 0.360, SLG: 0.394		G3-1		1B		1B			L8	4	0	2	0	0	0	0
16 Aramis Ramirez, R (1, 5) OBP: 0.340, SLG: 0.537		1B (WP, BB)		K		P6			K	4	0	1	0	0	2	3
Mark DeRosa, R (1, 4) OBP: 0.352, SLG: 0.457		K		K		L7			HBP	3	0	0	0	0	2	4
Jacque Jones, L (1, 8) OBP: 0.302, SLG: 0.335		BB (WP)		G3-1			F8		G3	3	0	0	0	1	0	3
24 Henry Blanco, R (1, 2) OBP: 0.231, SLG: 0.250		K			G5-3		F7			3	0	0	0	0	1	2
30 Ted Lilly, L (1, 1) OBP: 0.125, SLG: 0.125			G4-3		1B					2	0	1	0	0	0	0
19 Matt Murton, R (7, PH) OBP: 0.350, SLG: 0.371							P3			1	0	0	0	0	0	0
37 Angel Guzman, R (8, 1)										0	0	0	0	0	0	0
46 Ryan Dempster, R (9, 1)										0	0	0	0	0	0	0

livebaseballscorecards.com

AB	32
R	0
H	5
RBI	0
BB	1
SO	10
LOB	14

Inning Stats

Inning	R	E	K	S	H	LOB	BB	P
1	0	0	2	8	0	0	0	11
2	0	0	2	13	1	2	1	19
3	0	0	1	7	0	0	0	7
4	0	0	2	11	2	2	0	19
5	0	0	1	11	1	1	0	14
6	0	0	1	10	1	1	0	13
7	0	0	0	5	0	0	0	9
8	0	0	0	7	0	0	0	11
9	0	0	1	7	0	1	0	11

1B: 5, 2B: 0, 3B: 0, HR: 0, SF: 0, SAC: 0, DP: 0, HBP: 1

WP: 1, PB: 0, SB: 0, CS: 0, PA: 34

PITCHER	IP	WLS	BF	H	R	ER	SO	BB	IBB	HBP	BLK	WP	HR	S	P	ERA	WHIP
52 Sergio Mitre, R (1, 1) ERA: 1.74	4.0		16	3	0	0	7	1	0	0	0	1	0	39	56	0.00	1.000
Randy Messenger, R (5, 1) ERA: 2.66	2.0	W	8	2	0	0	2	0	0	0	0	0	0	21	27	0.00	1.000
37 Renyel Pinto, L (7, 1) ERA: 4.01	1.0		3	0	0	0	0	0	0	0	0	0	0	5	9	0.00	0.000
32 Justin Miller, R (8, 1) ERA: 1.35	1.0		3	0	0	0	0	0	0	0	0	0	0	7	11	0.00	0.000
48 Lee Gardner, R (9, 1) ERA: 3.58	1.0		4	0	0	0	1	0	0	1	0	0	0	7	11	0.00	0.000

PITCHER	IP	WLS	BF	H	R	ER	SO	BB	IBB	HBP	BLK	WP	HR	S	P	ERA	WHIP

Atlanta Braves @ Chicago Cubs

Wrigley Field, Chicago, IL

Fri Jun 01 2007, 1:20 PM CDT

Att. 39,523 - Partly Cloudy - 75 F

livebaseballscorecards.com

Batter	1	2	3	4	5	6	7	8	9	AB	R	H	RBI	BB	SO	LOB
2 Kelly Johnson, L (1, 4) OBP: 0.397, SLG: 0.505	0-1 11 G5-3 16 1B 1B	1-0 G6-3		2-0 E9 FC6-4 1-2 3-H	0-0 2-H 2B		2-2 F7		1-1 1B 1B	6	1	3	1	0	0	3
Willie Harris, L (1, 7) OBP: 0.466, SLG: 0.526	1-0 F9		2-2 16 G4-6-3 11 1B 1B	3-1 FC6-4 1-2f	1-2 F7		0-0 11 1B 1-2 1B		3-2 11 FC6-4 1-3 1B	6	0	3	0	0	0	4
11 Edgar Renteria, R (1, 6) OBP: 0.393, SLG: 0.517	0-1 G5-3 1-2		1 SAFE 1-2 16 G4-6-3 1B		4-0 16 7 2B BB	1-1 7 1B 2B	2-2 1-2 2-3 1B		0-1 FC6-4 1-2f	5	2	3	0	1	0	3
16 Brian McCann, L (1, 2) OBP: 0.335, SLG: 0.432	0-1 2B 2-H 1B		1-1 G4-6-3 1-2f 2-3		1-2 7 2B 1-2 1B	1-2 F7	1-0 F7			5	1	2	1	0	0	6
Andruw Jones, R (1, 8) OBP: 0.341, SLG: 0.432	0-2 1-3 2B		3-2 F7		0-0 L5	1-1 F7		0-2 P2		5	0	1	0	0	0	4
7 Jeff Francoeur, R (1, 9) OBP: 0.343, SLG: 0.467	1-1 G1-3			2-2 P3	1-2 4 1B 1-H 2-H 2B	1-0 2-H 1B		0-0 F7		5	0	2	3	0	0	2
Scott Thorman, L (1, 3) OBP: 0.266, SLG: 0.425		0-2 4 G6-3 2B		1-2 F8	4-1 4 1B 26 E BB	3-2 P3		2-1 F8		4	1	1	0	1	0	1
4 Pete Orr, L (1, 5) OBP: 0.244, SLG: 0.250		0-0 G6-3 2-3		1-0 26 1B 2 E 1B	0-1 26 PB 26 2B 1-2 2-H 1B	0-1 P3			2-3 K	3	2	2	0	0	0	1
Chris Woodward, R (7, PH) OBP: 0.264, SLG: 0.294 (7, 5)										2	0	0	0	0	1	0
26 Kyle Davies, R (1, 1) OBP: 0.250, SLG: 0.421		1-2 G3		0-0 2 E 1-3 1B	2-2 2 2B 1-H 2-H 2B	0-0 11 1B 1B 1B			0-0 G6-3	4	1	3	1	0	0	1
58 Peter Moylan, R (8, 1)										0	0	0	0	0	0	0
23 Matt Diaz, R (9, PH) OBP: 0.358, SLG: 0.482										1	0	0	0	0	0	0
Bob Wickman, R (9, 1)										0	0	0	0	0	0	0
Inning Stats	R: 1 E: 0 K: 0 S: 12 H: 3 LOB: 2 BB: 0 P: 14	R: 0 E: 0 K: 0 S: 9 H: 1 LOB: 1 BB: 0 P: 11	R: 0 E: 0 K: 0 S: 13 H: 2 LOB: 0 BB: 0 P: 20	R: 1 E: 1 K: 0 S: 13 H: 2 LOB: 2 BB: 0 P: 22	R: 5 E: 0 K: 0 S: 17 H: 5 LOB: 1 BB: 2 P: 30	R: 1 E: 0 K: 0 S: 12 H: 2 LOB: 1 BB: 0 P: 19	R: 0 E: 0 K: 0 S: 11 H: 3 LOB: 3 BB: 0 P: 16	R: 0 E: 0 K: 0 S: 6 H: 0 LOB: 0 BB: 0 P: 8	R: 0 E: 0 K: 1 S: 12 H: 2 LOB: 2 BB: 0 P: 18	1B: 14 2B: 6 3B: 0 HR: 0	SF: 0 SAC: 0 DP: 1 HBP: 0						

TOP	
AB	46
R	8
H	20
RBI	6
BB	2
SO	1
LOB	25

PITCHER		IP	WLS	BF	H	R	ER	SO	BB	IBB	HBP	BLK	WP	HR	S	P	ERA	WHIP
38 Carlos Zambrano, R ERA: 5.62	(1, 1)	5.0	L	29	13	7	6	0	2	0	0	0	0	0	64	97	10.80	3.000
47 Scott Eyre, L ERA: 7.85	(6, 1)	2.0		11	5	1	1	0	0	0	0	0	0	0	23	35	4.50	2.500
37 Angel Guzman, R ERA: 3.56	(8, 1)	2.0		8	2	0	0	1	0	0	0	0	0	0	18	26	0.00	1.000

PITCHER	IP	WLS	BF	H	R	ER	SO	BB	IBB	HBP	BLK	WP	HR	S	P	ERA	WHIP

WP: 0 PB: 1 SB: 0 CS: 0 PA: 48

Atlanta Braves @ Chicago Cubs

Wrigley Field, Chicago, IL

Fri Jun 01 2007, 1:20 PM CDT

Att. 39,523 - Partly Cloudy - 75 F

BOTTOM

Batter	1	2	3	4	5	6	7	8	9	AB	R	H	RBI	BB	SO	LOB
12 Alfonso Soriano, R (1, 7) OBP: 0.340, SLG: 0.454	G6-3		F9		L9			2 E, 2 FC4, 25 SF7, 1B		4	1	1	0	0	0	2
2 Ryan Theriot, R (1, 6) (8, 4) OBP: 0.335, SLG: 0.348	25, 1B, 1B		G4-3			F9		FC4, 16 S, 16 HR, 1-3		4	1	1	0	0	0	2
25 Derrek Lee, R (1, 3) OBP: 0.425, SLG: 0.551	16 G4-3, 1-2, 1B			HR		16 WP, 1B		SF7, 3-H		3	1	3	2	0	0	0
16 Aramis Ramirez, R (1, 5) OBP: 0.343, SLG: 0.552	G4-3, 1-2f			G6-4-3, 1B		K, 1-2		HR, 1-H		4	1	2	2	0	1	3
19 Matt Murton, R (1, 9) OBP: 0.339, SLG: 0.358		G6-3		F7		G5-3		G3		4	0	0	0	0	0	2
Michael Barrett, R (1, 2) OBP: 0.290, SLG: 0.412 Koyie Hill, S (6, 2)		G4-3		1 SAFE, G6-4-3, 1-2f			G3-1		F8	2 2	0 0	0 0	0 0	0 0	0 0	1 0
Jacque Jones, L (1, 8) OBP: 0.306, SLG: 0.354		K			BB		G6-3		HR	3	1	1	1	1	1	0
Mark DeRosa, R (1, 4) OBP: 0.352, SLG: 0.455 37 Angel Guzman, R (8, 1) 29 Ángel Pagán, S (9, PH) OBP: 0.362, SLG: 0.535			38, SH1-3, 1B		F9		F8		G4-6-3, 1B	3 0 1	0 0 0	1 0 1	0 0 0	0 0 0	0 0 0	1 0 0
38 Carlos Zambrano, S (1, 1) OBP: 0.250, SLG: 0.417 32 Daryle Ward, L (5, PH) OBP: 0.435, SLG: 0.389 47 Scott Eyre, L (6, 1) Cesar Izturis, S (8, 6) OBP: 0.314, SLG: 0.310			SH1-3, 1-2		F7			F8	G4-6-3, 1-2f	0 1 0 2	0 0 0 0	0 0 0 0	0 0 0 0	0 0 0 0	0 0 0 0	0 1 0 1
Inning Stats	R: 0 E: 0 K: 0 S: 11 H: 2 LOB: 1 BB: 0 P: 19	R: 0 E: 0 K: 1 S: 12 H: 0 LOB: 0 BB: 0 P: 16	R: 0 E: 0 K: 0 S: 8 H: 1 LOB: 1 BB: 0 P: 12	R: 1 E: 0 K: 0 S: 13 H: 2 LOB: 0 BB: 0 P: 18	R: 0 E: 0 K: 0 S: 9 H: 0 LOB: 1 BB: 1 P: 18	R: 0 E: 0 K: 1 S: 8 H: 1 LOB: 1 BB: 0 P: 14	R: 0 E: 0 K: 0 S: 7 H: 0 LOB: 0 BB: 0 P: 10	R: 3 E: 1 K: 0 S: 13 H: 2 LOB: 0 BB: 0 P: 18	R: 1 E: 0 K: 0 S: 9 H: 2 LOB: 0 BB: 0 P: 14	1B: 7 2B: 0 3B: 0 HR: 3	SF: 1 SAC: 1 DP: 3 HBP: 0						

livebaseballscorecards.com

AB	33
R	5
H	10
RBI	5
BB	1
SO	2
LOB	13

PITCHER		IP	WLS	BF	H	R	ER	SO	BB	IBB	HBP	BLK	WP	HR	S	P	ERA	WHIP
26 Kyle Davies, R ERA: 4.99	(1, 1)	7.0	W	26	6	1	1	2	1	0	0	0	1	1	68	107	1.29	1.000
58 Peter Moylan, R ERA: 2.49	(8, 1)	1.0		6	2	3	0	0	0	0	0	0	0	1	13	18	0.00	2.000
Bob Wickman, R ERA: 3.12	(9, 1)	1.0		4	2	1	1	0	0	0	0	0	0	1	9	14	9.00	2.000

PITCHER	IP	WLS	BF	H	R	ER	SO	BB	IBB	HBP	BLK	WP	HR	S	P	ERA	WHIP

Atlanta Braves @ Chicago Cubs

Wrigley Field, Chicago, IL

Sat Jun 02 2007, 12:05 PM CDT

Att. 40,290 - Cloudy - 78 F

TOP

livebaseballscorecards.com

Batter	1	2	3	4	5	6	7	8	9	AB	R	H	RBI	BB	SO	LOB
24 Martín Prado, R (1, 4) OBP: 0.233, SLG: 0.179	K			19 E, 11 2B, BB	F9			P3		3	1	0	0	1	1	1
19 Yunel Escobar, R (1, 5) OBP: 0.500, SLG: 0.750	11 G5-4-3, 1B			E1, 11 2B, G3 1-2		K		2-H, 2B		4	1	2	1	0	1	1
11 Edgar Renteria, R (1, 6) OBP: 0.395, SLG: 0.521	SAFE G5-4-3 1-2f			G3, 23 2B, 2B 1-3 2-H		G6-4-3, 1B		F8		4	1	2	1	0	0	2
Andruw Jones, R (1, 8) OBP: 0.339, SLG: 0.444		F7		G3 2-3 3-H		SAFE SAFE G6-4-3 1-2f			HR	4	1	1	2	0	0	2
7 Jeff Francoeur, R (1, 9) OBP: 0.338, SLG: 0.459		G6-3		K			K		K	4	0	0	0	0	3	1
23 Matt Diaz, R (1, 7) OBP: 0.355, SLG: 0.483		L1		3-H, 2B			F7		K2-3	4	0	1	1	0	1	0
Bob Wickman, R (9, 1)										0	0	0	0	0	0	0
Jarrod Saltalamacchia, S (1, 2) OBP: 0.366, SLG: 0.389			F9	P3			G1-4-3		K	4	0	0	0	0	1	1
Scott Thorman, L (1, 3) OBP: 0.268, SLG: 0.419			P6		F9			19 2B, SH3-4, BB		2	1	0	0	1	0	0
36 Chuck James, L (1, 1) OBP: 0.211, SLG: 0.118			K		K			SH3-4 1-2		2	0	0	0	0	2	0
Tyler Yates, R (7, 1)										0	0	0	0	0	0	0
Chris Woodward, R (8, PH) OBP: 0.264, SLG: 0.294										0	0	0	0	0	0	0
39 Rafael Soriano, R (8, 1)										0	0	0	0	0	0	0
Willie Harris, L (9, 7) OBP: 0.466, SLG: 0.526										0	0	0	0	0	0	0

	AB	31
	R	5
	H	6
	RBI	5
	BB	2
	SO	9
	LOB	8

Inning Stats	1	2	3	4	5	6	7	8	9	1B: 2	SF: 0	WP: 0	PA: 34
	R: 0 E: 0 K: 1 S: 11	R: 0 E: 0 K: 0 S: 5	R: 0 E: 0 K: 1 S: 8	R: 3 E: 1 K: 1 S: 14	R: 0 E: 0 K: 1 S: 7	R: 0 E: 0 K: 1 S: 8	R: 0 E: 0 K: 1 S: 13	R: 1 E: 0 K: 0 S: 14	R: 1 E: 0 K: 3 S: 11	2B: 3	SAC: 1	PB: 0	
	H: 1 LOB: 0 BB: 0 P: 15	H: 0 LOB: 0 BB: 0 P: 9	H: 0 LOB: 0 BB: 0 P: 13	H: 2 LOB: 1 BB: 1 P: 24	H: 0 LOB: 0 BB: 0 P: 9	H: 1 LOB: 0 BB: 0 P: 10	H: 0 LOB: 0 BB: 0 P: 17	H: 1 LOB: 1 BB: 1 P: 21	H: 1 LOB: 0 BB: 0 P: 14	3B: 0 HR: 1	DP: 2 HBP: 0	SB: 0 CS: 0	

PITCHER		IP	WLS	BF	H	R	ER	SO	BB	IBB	HBP	BLK	WP	HR	S	P	ERA	WHIP
53 Rich Hill, L ERA: 2.89	(1, 1)	7.0		25	4	3	1	6	1	0	0	0	0	0	66	97	1.29	0.714
13 Will Ohman, L ERA: 5.27	(8, 1)	0.2	L	4	1	1	1	0	1	0	0	0	0	0	8	13	13.50	3.000
Bob Howry, R ERA: 5.04	(8, 1)	0.1		1	0	0	0	0	0	0	0	0	0	0	6	8	0.00	0.000
43 Michael Wuertz, R ERA: 3.38	(9, 1)	1.0		4	1	1	1	3	0	0	0	0	0	1	11	14	9.00	1.000

PITCHER	IP	WLS	BF	H	R	ER	SO	BB	IBB	HBP	BLK	WP	HR	S	P	ERA	WHIP

Atlanta Braves @ Chicago Cubs

Wrigley Field, Chicago, IL

Sat Jun 02 2007, 12:05 PM CDT

Att. 40,290 - Cloudy - 78 F

livebaseballscorecards.com

BOTTOM

Batter	1	2	3	4	5	6	7	8	9	AB	R	H	RBI	BB	SO	LOB
12 Alfonso Soriano, R (1, 7) OBP: 0.341, SLG: 0.467	K		F8		HR		G4-3		25 FC5-4 1B	5	1	2	1	0	1	0
2 Ryan Theriot, R (1, 6) OBP: 0.331, SLG: 0.343	F8		F8		F9		16 E 16 E 1B		K	5	1	1	0	0	1	1
25 Derrek Lee, R (1, 3) OBP: 0.420, SLG: 0.540	L7			K	16 BB BB		F7		FC5-4 1-2f	4	0	0	0	1	1	2
16 Aramis Ramirez, R (1, 5) OBP: 0.350, SLG: 0.553		BB 1B		29 BB 1B	1-2 BB		E4 1-H			3	0	2	0	1	0	0
Mark DeRosa, R (1, 4) OBP: 0.349, SLG: 0.449		F7		1-2 29 BB 1B	K		P4			4	0	1	0	0	1	4
29 Ángel Pagán, S (1, 8) OBP: 0.373, SLG: 0.543		F9		1-2 2-3 BB		L5		1-0 A4 D8 2B		3	0	1	0	1	0	1
Jacque Jones, L (1, 9) OBP: 0.305, SLG: 0.348		1-2 FC6-4 BB		K		F7		2-3 K		3	0	0	0	1	2	4
Koyie Hill, S (1, 2) OBP: 0.167, SLG: 0.167		1-2f FC6-4		F7		53 2B 1B		G6-3		4	1	1	0	0	0	5
53 Rich Hill, L (1, 1) OBP: 0.120, SLG: 0.167			F8		B5-3	1-H 2B			F8	3	0	1	1	0	0	0
13 Will Ohman, L (8, 1)										0	0	0	0	0	0	0
Bob Howry, L (8, 1)										0	0	0	0	0	0	0
43 Michael Wuertz, R (9, 1)										0	0	0	0	0	0	0
32 Daryle Ward, L (9, PH) OBP: 0.426, SLG: 0.378										1	0	0	0	0	0	0
Inning Stats	R: 0 E: 0 K: 1 S: 9 H: 0 LOB: 0 BB: 0 P: 12	R: 0 E: 0 K: 0 S: 12 H: 1 LOB: 2 BB: 1 P: 20	R: 0 E: 0 K: 0 S: 7 H: 0 LOB: 0 BB: 0 P: 9	R: 0 E: 0 K: 2 S: 16 H: 2 LOB: 3 BB: 1 P: 25	R: 1 E: 0 K: 1 S: 13 H: 1 LOB: 2 BB: 2 P: 23	R: 1 E: 0 K: 0 S: 8 H: 2 LOB: 1 BB: 0 P: 13	R: 1 E: 2 K: 0 S: 10 H: 1 LOB: 1 BB: 0 P: 13	R: 0 E: 0 K: 1 S: 7 H: 1 LOB: 0 BB: 0 P: 11	R: 0 E: 0 K: 1 S: 10 H: 1 LOB: 1 BB: 0 P: 14	1B: 6 2B: 2 3B: 0 HR: 1	SF: 0 SAC: 0 DP: 0 HBP: 0						

	AB	35
	R	3
	H	9
	RBI	2
	BB	4
	SO	6
	LOB	17

WP: 0 PB: 0 SB: 0 CS: 0 PA: 39

PITCHER	IP	WLS	BF	H	R	ER	SO	BB	IBB	HBP	BLK	WP	HR	S	P	ERA	WHIP
36 Chuck James, L (1, 1) ERA: 3.78	6.0		27	6	2	2	4	4	0	0	0	0	1	65	102	3.00	1.667
Tyler Yates, R (7, 1) ERA: 3.86	1.0	W	5	1	1	0	0	0	0	0	0	0	0	10	13	0.00	1.000
39 Rafael Soriano, R (8, 1) ERA: 2.52	1.0	H	3	1	0	0	1	0	0	0	0	0	0	7	11	0.00	1.000
Bob Wickman, R (9, 1) ERA: 2.95	1.0	S	4	1	0	0	1	0	0	0	0	0	0	10	14	0.00	1.000

PITCHER	IP	WLS	BF	H	R	ER	SO	BB	IBB	HBP	BLK	WP	HR	S	P	ERA	WHIP

Batter	1	2	3	4	5	6	7	8	9	AB	R	H	RBI	BB	SO	LOB
2 Kelly Johnson, L (1, 4) OBP: 0.399, SLG: 0.505	C B X 1-1 11 CS 1B		C X 0-1 ③ F7			B F C F X 1-2 1B		C B C F B S 2-3 ② K		4	0	2	0	0	1	1
19 Yunel Escobar, R (1, 5) (7, 6) OBP: 0.250, SLG: 0.375	C 1 C S SAFE 0-3 ① K			B F F S 1-3 ① K		B B B C X 3-1 ③ G3		B C X 1-1 ③ G6-3		4	0	0	0	0	2	2
11 Edgar Renteria, R (1, 6) OBP: 0.394, SLG: 0.519 4 Pete Orr, L (7, PR) OBP: 0.238, SLG: 0.244 (7, 5)	B B B C F S 3-3 ②③ K 1-2			B S B F F S 2-3 ② K			B C B B C X 3-2 7 FC5-4 1B		B S X 1-1 ① G6-3	3 1	0 0	1 0	0 0	0 0	2 0	1 0
Andruw Jones, R (1, 8) OBP: 0.338, SLG: 0.440		F F S 0-3 ① K		B F S B F S 2-3 ③ K			F B X 1-1 ① P6		X 0-0 7 G5-3 1B	4	0	1	0	0	2	1
7 Jeff Francoeur, R (1, 9) OBP: 0.336, SLG: 0.455		B X 1-0 16 G1-6-3 1B			F B F B S 2-3 ① K		S X 0-1 ② FC5-4 16 1B 23 1B 1-2f		X 0-0 ② G5-3 1-2	4	1	1	0	0	1	2
16 Brian McCann, L (1, 2) OBP: 0.333, SLG: 0.428		D D X 2-0 ②③ G1-6-3 1-2f			B F X 1-1 ② F8		B B B C X 3-1 23 1B 1-3 1B		C C S 0-3 ③ K2-3	4	0	1	0	0	1	2
23 Matt Diaz, R (1, 7) OBP: 0.354, SLG: 0.479			B F X 1-1 ① P4		B B X 2-0 ③ F8		C S F B X 1-2 1-3 3-H 1B			3	0	1	1	0	0	0
Scott Thorman, L (1, 3) OBP: 0.263, SLG: 0.411 Macay McBride, L (7, 1) 58 Peter Moylan, R (8, 1)			C F S 0-3 ② K			F S B B B X 3-2 ① G6-3	X 0-0 ③ P4			3 0 0	0 0 0	0 0 0	0 0 0	0 0 0	1 0 0	2 0 0
40 Lance Cormier, R (1, 1) Oscar Villarreal, L (5, 1) Chris Woodward, R (6, PH) OBP: 0.260, SLG: 0.290 54 Chad Paronto, R (6, 1) Jarrod Saltalamacchia, S (7, 3) OBP: 0.357, SLG: 0.378			B B B C B 4-1 BB			B X 1-0 ② P2		X 0-0 ① F8		0 0 1 0 1	0 0 0 0 0	0 0 0 0 0	0 0 0 0 0	1 0 0 0 0	0 0 0 0 0	0 0 0 0 0
Inning Stats	R: 0 H: 1 E: 0 LOB: 1 K: 2 BB: 0 S: 8 P: 12	R: 0 H: 1 E: 0 LOB: 0 K: 1 BB: 0 S: 5 P: 8	R: 0 H: 0 E: 0 LOB: 1 K: 1 BB: 1 S: 8 P: 13	R: 0 H: 0 E: 0 LOB: 0 K: 3 BB: 0 S: 11 P: 16	R: 0 H: 0 E: 0 LOB: 0 K: 1 BB: 0 S: 6 P: 11	R: 0 H: 1 E: 0 LOB: 1 K: 0 BB: 0 S: 10 P: 18	R: 1 H: 3 E: 0 LOB: 2 K: 0 BB: 0 S: 14 P: 22	R: 0 H: 0 E: 0 LOB: 0 K: 1 BB: 0 S: 7 P: 10	R: 0 H: 1 E: 0 LOB: 1 K: 1 BB: 0 S: 7 P: 8	1B: 7 SF: 0 2B: 1 SAC: 0 3B: 0 DP: 2 HR: 0 HBP: 0						

PITCHER		IP	WLS	BF	H	R	ER	SO	BB	IBB	HBP	BLK	WP	HR	S	P	ERA	WHIP
45 Sean Marshall, L ERA: 2.25	(1, 1)	6.2	W	25	6	1	1	8	1	0	0	0	0	0	61	99	1.35	1.050
49 Carlos Marmol, R ERA:	(7, 1)	1.1		4	0	0	0	1	0	0	0	0	0	0	8	11	0.00	0.000
46 Ryan Dempster, R ERA: 3.65	(9, 1)	1.0		4	1	0	0	1	0	0	0	0	0	0	7	8	0.00	1.000

PITCHER	IP	WLS	BF	H	R	ER	SO	BB	IBB	HBP	BLK	WP	HR	S	P	ERA	WHIP

TOP

Atlanta Braves @ Chicago Cubs

Wrigley Field, Chicago, IL

Sun Jun 03 2007, 1:20 PM CDT

Att. 40,155 - Cloudy - 73 F

livebaseballscorecards.com

AB	32
R	1
H	7
RBI	1
BB	1
SO	10
LOB	11

PA: 33

WP: 0
PB: 0
SB: 0
CS: 1

Atlanta Braves @ Chicago Cubs

Wrigley Field, Chicago, IL

Sun Jun 03 2007, 1:20 PM CDT

Att. 40,155 - Cloudy - 73 F

livebaseballscorecards.com

BOTTOM

Batter	1	2	3	4	5	6	7	8	9	AB	R	H	RBI	BB	SO	LOB
12 Alfonso Soriano, R (1, 7) 46 Ryan Dempster, R (9, 1) OBP: 0.347, SLG: 0.495	G1-3	HR			3B	F8		1B		5 0	2 0	3 0	1 0	0 0	0 0	0 0
20 Felix Pie, L (1, 8) OBP: 0.255, SLG: 0.407	HR	G1-3			2B		K	K		5	2	2	1	0	2	3
25 Derrek Lee, R (1, 3) OBP: 0.424, SLG: 0.557	HR	HR			1B		K	K		5	3	3	1	0	2	3
16 Aramis Ramirez, R (1, 5) OBP: 0.358, SLG: 0.555	1B	G6-3			P4		1B			3	0	2	0	1	0	2
Jacque Jones, L (1, 9) OBP: 0.309, SLG: 0.352	HR	G6-3			2 FC6-4		K			4	1	2	1	0	1	2
Mark DeRosa, R (1, 4) OBP: 0.347, SLG: 0.467	HR	G5-3			SF7			G3		3	1	1	5	0	0	0
2 Ryan Theriot, R (1, 6) OBP: 0.330, SLG: 0.337	G4-3		F8	FC6-4				HBP BB		3	1	0	0	1	0	1
Koyie Hill, S (1, 2) OBP: 0.200, SLG: 0.111		K	F8			F9		HBP		3	0	0	0	0	1	0
45 Sean Marshall, L (1, 1) 49 Carlos Marmol, R (7, 1) 29 Ángel Pagán, S (8, PH) (9, 7) OBP: 0.365, SLG: 0.532		G4-3	G6-3			K		FC3		3 0 1	0 0 0	0 0 0	0 0 0	0 0 0	1 0 0	0 0 1
Inning Stats	R: 4 E: 0 K: 0 S: 14 H: 5 LOB: 0 BB: 0 P: 26	R: 1 E: 0 K: 1 S: 12 H: 1 LOB: 0 BB: 0 P: 18	R: 1 E: 0 K: 0 S: 14 H: 1 LOB: 0 BB: 1 P: 22	R: 0 E: 0 K: 0 S: 5 H: 0 LOB: 0 BB: 0 P: 7	R: 3 E: 0 K: 0 S: 22 H: 4 LOB: 1 BB: 0 P: 28	R: 0 E: 0 K: 1 S: 8 H: 0 LOB: 0 BB: 0 P: 14	R: 0 E: 0 K: 3 S: 13 H: 1 LOB: 1 BB: 0 P: 19	R: 1 E: 1 K: 2 S: 12 H: 1 LOB: 3 BB: 1 P: 23		1B: 8 2B: 1 3B: 1 HR: 3 SF: 1 SAC: 0 DP: 1 HBP: 1				WP: 0 PB: 0 SB: 0 CS: 0 PA: 39		

	AB	35
	R	10
	H	13
	RBI	9
	BB	2
	SO	7
	LOB	12

PITCHER		IP	WLS	BF	H	R	ER	SO	BB	IBB	HBP	BLK	WP	HR	S	P	ERA	WHIP
40 Lance Cormier, R ERA: 18.0	(1, 1)	4.0	L	20	9	8	8	1	1	0	0	0	0	3	53	84	18.00	2.500
Oscar Villarreal, R ERA: 3.58	(5, 1)	1.0		5	2	1	1	0	0	0	0	0	0	0	14	17	9.00	2.000
54 Chad Paronto, R ERA: 7.47	(6, 1)	1.0		3	0	0	0	1	0	0	0	0	0	0	8	14	0.00	0.000
Macay McBride, L ERA: 4.5	(7, 1)	1.0		4	1	0	0	3	0	0	0	0	0	0	13	19	0.00	1.000
58 Peter Moylan, R ERA: 2.73	(8, 1)	1.0		7	1	1	1	2	1	0	1	0	0	0	12	23	9.00	2.000

PITCHER	IP	WLS	BF	H	R	ER	SO	BB	IBB	HBP	BLK	WP	HR	S	P	ERA	WHIP

Chicago Cubs @ Milwaukee Brewers

Miller Park, Milwaukee, WI

Mon Jun 04 2007, 7:05 PM CDT

Att. 35,760 - Roof Closed - 70 F

TOP

livebaseballscorecards.com

Batter	1	2	3	4	5	6	7	8	9	AB	R	H	RBI	BB	SO	LOB
12 Alfonso Soriano, R (1, 7) OBP: 0.362, SLG: 0.522	X 0-0 20 1B 16 2B 1B		F B S B X 2-2 25 G6-3 20 G4-3 1B		X 0-0 1B		F X 0-1 1-H 2-H HR		B F C X 1-2 25 1B 1-2 1B	5	2	5	3	0	0	0
20 Felix Pie, L (1, 8) OBP: 0.250, SLG: 0.390	B 1 X SAFE 1-0 16 2B 1-2 FC1-2 1B		B B B C X 3-1 ① G4-3 1-2		F X 0-1 ③ G6-3		X 0-0 ① G3-1		B B X 2-0 ② P5	5	0	1	0	0	0	4
25 Derrek Lee, R (1, 3) OBP: 0.419, SLG: 0.548	C B S C 1-3 ① K		B X 1-0 ② G6-3 2-3			X 0-0 ① F9	S C B B S 2-3 ② K		B C S B B F B F X 3-2 16 FC6-4 1-2 2-H 1B	5	0	1	1	0	2	3
16 Aramis Ramirez, R (1, 5) OBP: 0.354, SLG: 0.551	F S F B X 1-2 FC1-2 1-3 2-H 2B		B F X 1-1 ③ P3			B X 1-0 ② P6	F B F B B F X 3-2 F8		C X 0-1 ③ FC6-4 1-2f	5	0	1	1	0	0	3
Jacque Jones, L (1, 9) OBP: 0.303, SLG: 0.343	B X 1-0 ② FC1-2 2-3 3-H			B X 1-0 ① F7		F X 0-1 ③ G3-1		B X 1-0 ① P4		4	0	0	0	0	0	2
Michael Barrett, R (1, 2) OBP: 0.295, SLG: 0.410	S B C B S 2-3 ③ K			B C X 1-1 ② G6-3			B C F F F F B F B 4-2 B 1B S 1B BB	F F B X 1-2 G5-4-3 1B		3	1	1	0	1	1	2
Mark DeRosa, R (1, 4) OBP: 0.345, SLG: 0.461		B F C F F F E C 1-3 ① K		C F B B X 2-2 ③ G5-3			B F F X 1-2 1B 15 1B 1-3 1B	C S 1 B F F B X SAFE 2-2 ② ③ G5-4-3 1-2f		4	1	1	0	0	1	1
Cesar Izturis, S (1, 6) OBP: 0.312, SLG: 0.308		C B B F B F X 3-2 ② P2			C S B F B X 2-2 ① L7		X 0-0 15 1B 12 HR 1-3 3-H 1B		B X 1-0 ① L7	4	1	1	1	0	0	0
Jason Marquis, L (1, 1) OBP: 0.219, SLG: 0.355 49 Carlos Marmol, R (6, 1) 15 Cliff Floyd, L (7, PH) OBP: 0.355, SLG: 0.400 13 Will Ohman, L (7, 1) 43 Michael Wuertz, R (7, 1) 19 Matt Murton, R (9, PH) OBP: 0.344, SLG: 0.358 46 Ryan Dempster, R (9, 1)		C C X 0-2 ③ F8			M X 0-1 ② B1-3		B B X 2-0 12 HR 1-2 3-H 1B		B B C B B 4-1 12 1B 25 1B BB	2 0 0 0 0 0 0 0 0 0 0 0 0 0 1 1 1 1 0 0 0 0 0 0 0 0 0 0 0 0 0 0 0 0 0 0 1 0 0 1 0 0 0 0 0 0 0 0 0						
Inning Stats	R: 1 H: 3 E: 0 LOB: 2 K: 2 BB: 0 S: 13 P: 19	R: 0 H: 0 E: 0 LOB: 0 K: 1 BB: 0 S: 13 P: 17	R: 0 H: 1 E: 0 LOB: 1 K: 0 BB: 0 S: 8 P: 15	R: 0 H: 0 E: 0 LOB: 0 K: 0 BB: 0 S: 6 P: 10	R: 0 H: 1 E: 0 LOB: 1 K: 0 BB: 0 S: 9 P: 11	R: 0 H: 0 E: 0 LOB: 0 K: 0 BB: 0 S: 4 P: 5	R: 5 H: 4 E: 0 LOB: 0 K: 1 BB: 1 S: 21 P: 33	R: 0 H: 1 E: 0 LOB: 0 K: 0 BB: 0 S: 9 P: 13	R: 1 H: 2 E: 0 LOB: 2 K: 0 BB: 1 S: 13 P: 24	1B: 10 SF: 0 2B: 1 SAC: 0 3B: 0 DP: 1 HR: 1 HBP: 0						

	AB	R	H	RBI	BB	SO	LOB
	38	7	12	7	2	4	15

WP: 0 PB: 0 SB: 1 CS: 0 PA: 40

PITCHER		IP	WLS	BF	H	R	ER	SO	BB	IBB	HBP	BLK	WP	HR	S	P	ERA	WHIP
31 Dave Bush, R ERA: 5.67	(1, 1)	6.0	L	26	7	4	4	3	1	0	0	0	0	0	63	92	6.00	1.333
Brian Shouse, L ERA: 5.11	(7, 1)	0.0		1	1	0	0	0	0	0	0	0	0	0	1	3	∞	∞
Matt Wise, R ERA: 3.33	(7, 1)	2.0		7	2	2	2	1	0	0	0	0	0	1	19	28	9.00	1.000
50 Chris Spurling, R ERA: 3.93	(9, 1)	1.0		6	2	1	1	0	1	0	0	0	0	0	13	24	9.00	3.000

PITCHER	IP	WLS	BF	H	R	ER	SO	BB	IBB	HBP	BLK	WP	HR	S	P	ERA	WHIP

BOTTOM

Batter	1	2	3	4	5	6	7	8	9	AB	R	H	RBI	BB	SO	LOB
1 Corey Hart, R (1, 9) OBP: 0.364, SLG: 0.432	C B B F B X 3-2 ① F8	C X 0-1 ③ G5-3		S X 0-1 3-H 1B		B C D X 2-1 8 S 2-3 1B		C B S B F B C 3-3 ③ K		5	0	2	1	0	1	2
7 J.J. Hardy, R (1, 6) OBP: 0.341, SLG: 0.551	C B B X 2-1 28 BB 8 1B 1B	C B B X 2-1 ① G6-3	B B X 2-1 ② F8	S C F B 1 B X SAFE 2-2 ② F7					B C B X 2-1 ① P3	5	0	1	0	0	0	4
8 Ryan Braun, R (1, 5) OBP: 0.311, SLG: 0.488	B B C X 2-1 28 BB 1-2 1B	B F B S B X 3-2 ② G5-3	C F F F D F S 2-1 ③ K			S B C S 1-3 ③ K 1-2			X 0-0 ② G1-3	5	0	1	0	0	2	4
28 Prince Fielder, L (1, 3) OBP: 0.381, SLG: 0.633	B S C B F B F B 4-2 G6-4-3 1-2 2-3 BB	X 0-0 HR			B B C F F F X 2-2 ① P6		B C X 1-1 1B		S S X 0-2 ③ F9	4	1	2	1	1	0	0
Johnny Estrada, S (1, 2) OBP: 0.283, SLG: 0.434	B S X 1-1 ② ③ G6-4-3 1-2f	X 0-0 E1			C B S S 1-3 ② K		B F B X 2-1 ① P3			4	0	0	0	0	1	4
Geoff Jenkins, L (1, 7) OBP: 0.348, SLG: 0.530 Kevin Mench, R (7, PH) OBP: 0.285, SLG: 0.417 (8, 7)	C B F S 1-3 K 2 2B 31 G1-2-3	B F F X 1-2 ③ G4-3			S S H 1-2 HBP		D B X 2-0 ② P3			2 1	0 0	0 0	0 0	0 0	1 0	1 1
2 Bill Hall, R (1, 8) OBP: 0.319, SLG: 0.424	B B F C B X 3-2 31 G1-2-3 1-3 2B			C B F B X 2-2 31 SH1-4 E 1 1B 1B	B X 1-0 ③ F9		T B S D F F S 2-3 ③ K			4	1	2	0	0	1	2
Craig Counsell, L (1, 4) OBP: 0.357, SLG: 0.299	B S B B B 4-1 31 G1-2-3 BB			C B C B F X 2-2 FC5 31 SH1-4 1-2		B F B B B 4-1 1 1B 31 SH3-4 BB		L C X 0-2 ① P4		2	0	0	0	2	0	1
31 Dave Bush, R (1, 1) OBP: 0.174, SLG: 0.227 Brian Shouse, L (7, 1) Matt Wise, R (7, 1) 18 Gabe Gross, L (8, PH) OBP: 0.366, SLG: 0.446 50 Chris Spurling, R (9, 1)	C X 0-1 ① ② G1-2-3 1-2 2-3 3-Hf			X 0-0 ① SH1-4 1-2 2-3		X 0-0 ① SH3-4 1-2		B B X 2-0 ② F7		1 0 0 1 0	0 0 0 0 0	0 0 0 0 0	0 0 0 0 0	0 0 0 0 0	0 0 0 0 0	3 0 0 0 0
Inning Stats	R: 0 E: 0 K: 0 S: 13 H: 2 LOB: 2 BB: 1 P: 25	R: 0 E: 0 K: 1 S: 11 H: 1 LOB: 2 BB: 1 P: 19	R: 1 E: 1 K: 0 S: 10 H: 1 LOB: 1 BB: 0 P: 16	R: 1 E: 1 K: 1 S: 18 H: 2 LOB: 2 BB: 0 P: 26	R: 0 E: 0 K: 1 S: 11 H: 0 LOB: 1 BB: 0 P: 16	R: 0 E: 0 K: 1 S: 11 H: 1 LOB: 2 BB: 1 P: 20	R: 0 E: 0 K: 1 S: 10 H: 1 LOB: 1 BB: 0 P: 17	R: 0 E: 0 K: 1 S: 8 H: 0 LOB: 0 BB: 0 P: 13	R: 0 E: 0 K: 0 S: 6 H: 0 LOB: 0 BB: 0 P: 8	1B: 6 2B: 1 3B: 0 HR: 1	SF: 0 SAC: 2 DP: 2 HBP: 1					

PITCHER		IP	WLS	BF	H	R	ER	SO	BB	IBB	HBP	BLK	WP	HR	S	P	ERA	WHIP
Jason Marquis, R ERA: 2.84	(1, 1)	5.1		28	7	2	1	3	3	0	1	0	0	1	67	112	1.69	1.875
49 Carlos Marmol, R ERA:	(6, 1)	0.2	W	2	0	0	0	1	0	0	0	0	0	0	7	10	0.00	0.000
13 Will Ohman, L ERA: 5.14	(7, 1)	0.1		2	1	0	0	0	0	0	0	0	0	0	4	7	0.00	3.000
43 Michael Wuertz, R ERA: 3.16	(7, 1)	1.2		5	0	0	0	2	0	0	0	0	0	0	14	23	0.00	0.000
46 Ryan Dempster, R ERA: 3.51	(9, 1)	1.0		3	0	0	0	0	0	0	0	0	0	0	6	8	0.00	0.000

PITCHER	IP	WLS	BF	H	R	ER	SO	BB	IBB	HBP	BLK	WP	HR	S	P	ERA	WHIP

Chicago Cubs @ Milwaukee Brewers

Miller Park, Milwaukee, WI

Mon Jun 04 2007, 7:05 PM CDT
Att. 35,760 - Roof Closed - 70 F

livebaseballscorecards.com

AB	34
R	2
H	8
RBI	2
BB	3
SO	6
LOB	22

WP: 0	PA: 40		
PB: 1			
SB: 1			
CS: 0			

Chicago Cubs @ Milwaukee Brewers

Miller Park, Milwaukee, WI

Tue Jun 05 2007, 7:05 PM CDT

Att. 38,535 - Roof Closed - 67 F

TOP

livebaseballscorecards.com

Batter	1	2	3	4	5	6	7	8	9	AB	R	H	RBI	BB	SO	LOB
12 Alfonso Soriano, R (1, 7) OBP: 0.358, SLG: 0.519	B S S B B F X 3-2 2B		F S S 0-3 ③ K		B X 1-0 ② F7		B B F S S 2-3 ① K	B C S S 1-3 ③ K		5	0	1	0	0	3	2
20 Felix Pie, L (1, 8) OBP: 0.262, SLG: 0.406	X 0-0 ① B5			C X 0-1 16 F9 25 BB 15 1B 1B	B B B C F X 3-2 2B		C S X 0-2 ② L9		B C B B X 3-1 ① F7	5	1	2	0	0	0	1
25 Derrek Lee, R (1, 3) OBP: 0.414, SLG: 0.537	F S 2 SAFE F F 2 SAFE F B D 3-2 B T ② K			B B B 4-0 2 BB 15 1B 1-2 BB	X 0-0 ③ P3		X 0-0 ③ G5-3		B C F S 1-3 ② K	4	0	0	0	1	2	2
16 Aramis Ramirez, R (1, 5) OBP: 0.355, SLG: 0.545	X 0-0 ③ L9			X 0-0 ① F9 2-3		B X 1-0 ① P3		S B B B S B 4-2 2 1B BB 1B BB	X 0-0 1B	4	1	1	0	1	0	3
15 Cliff Floyd, L (1, 9) OBP: 0.367, SLG: 0.427		B C B C C 2-3 ① K		X 0-0 2 BB 1-2 3-H 1B		B X 1-0 HR		B X 1-0 ① L8	B C S X 1-2 ③ L4	5	1	2	2	0	1	2
Michael Barrett, R (1, 2) OBP: 0.299, SLG: 0.409		B B B C X 3-1 ② F8		B F B F F B X 3-2 ② F7		B B F B X 2-1 2 2B 1B		B F B F B B 4-2 2 1B 1-2 1B BB		3	2	1	0	1	0	2
2 Ryan Theriot, R (1, 4) OBP: 0.339, SLG: 0.349 (8, 6)		B C C X 1-2 ③ F9		S B B B B 4-1 1-2 2-3 BB		1 SAFE B B B C C F F 1 SAFE 3-2 F F F X 1-H 2B		B X 1-0 1B 1-2 2-3 1B		3	0	2	1	1	0	0
Cesar Izturis, S (1, 6) OBP: 0.306, SLG: 0.301 19 Matt Murton, R (8, PH) OBP: 0.341, SLG: 0.355 Bob Howry, L (8, 1)			C S C 0-3 ① K	X 0-0 ③ F9		C C F B B F B S 3-3 ② K		F S S 0-3 ② K		3 1 0	0 0 0	0 0 0	0 0 0	0 0 0	2 1 0	4 3 0
30 Ted Lilly, L (1, 1) OBP: 0.115, SLG: 0.115 Jacque Jones, L (6, PH) OBP: 0.301, SLG: 0.341 47 Scott Eyre, L (6, 1) 43 Michael Wuertz, R (7, 1) 13 Will Ohman, L (7, 1) Mark DeRosa, R (8, PH) OBP: 0.348, SLG: 0.465 (8, 4)			F F X 0-2 ② G6-3		C B S X 1-2 ① G1-3	B X 1-0 ③ G4-3		B B C X 2-1 1-3 2-H 3-H 1B		2 1 0 0 0 0 1	0 0 0 0 0 0 0	0 0 0 0 0 0 1	0 0 0 0 0 0 2	0 0 0 0 0 0 0	0 0 0 0 0 0 0	0 1 0 0 0 0 0
Inning Stats	R: 0 H: 1 E: 0 LOB: 1 K: 1 BB: 0 S: 12 P: 18	R: 0 H: 0 E: 0 LOB: 0 K: 1 BB: 0 S: 8 P: 14	R: 0 H: 0 E: 0 LOB: 0 K: 2 BB: 0 S: 9 P: 9	R: 1 H: 2 E: 0 LOB: 3 K: 0 BB: 2 S: 10 P: 21	R: 0 H: 1 E: 0 LOB: 1 K: 0 BB: 0 S: 8 P: 13	R: 2 H: 3 E: 0 LOB: 1 K: 1 BB: 0 S: 18 P: 29	R: 0 H: 0 E: 0 LOB: 0 K: 1 BB: 0 S: 7 P: 9	R: 2 H: 2 E: 0 LOB: 2 K: 2 BB: 2 S: 14 P: 27	R: 0 H: 1 E: 0 LOB: 1 K: 1 BB: 0 S: 9 P: 14	1B: 6 SF: 0 2B: 3 SAC: 0 3B: 0 DP: 0 HR: 1 HBP: 0						

	AB	37
	R	5
	H	10
	RBI	5
	BB	4
	SO	9
	LOB	20

WP: 0 PA: 41
PB: 0
SB: 0
CS: 0

PITCHER		IP	WLS	BF	H	R	ER	SO	BB	IBB	HBP	BLK	WP	HR	S	P	ERA	WHIP
46 Claudio Vargas, R ERA: 4.01	(1, 1)	5.1	W	25	7	3	3	4	2	0	0	0	0	1	59	94	5.06	1.688
12 Carlos Villanueva, R ERA: 3.08	(6, 1)	1.2	H	6	0	1	1	2	1	0	0	0	0	0	15	25	5.40	0.600
Derrick Turnbow, R ERA: 4.62	(8, 1)	0.2		5	2	1	1	1	1	0	0	0	0	0	9	17	13.50	4.500
Francisco Cordero, R ERA: 0.36	(8, 1)	1.1	S	5	1	0	0	2	0	0	0	0	0	0	12	18	0.00	0.750

PITCHER		IP	WLS	BF	H	R	ER	SO	BB	IBB	HBP	BLK	WP	HR	S	P	ERA	WHIP

Batter	1	2	3	4	5	6	7	8	9	AB	R	H	RBI	BB	SO	LOB
1 Corey Hart, R (1, 9) OBP: 0.368, SLG: 0.455	F8	HR		K			BB			3	2	1	1	1	1	0
7 J.J. Hardy, R (1, 6) OBP: 0.340, SLG: 0.546	28 WP; 28 SF8; 8 1B; 1B	F9		G3-1			1 SAFE; 2 SAFE; G5-3; 1-3			4	1	1	0	0	0	1
8 Ryan Braun, R (1, 5) OBP: 0.347, SLG: 0.578	28 SF8; 28 WP; 1-2; 1B		L8		HR		3-H; 1B			4	1	3	2	0	0	0
28 Prince Fielder, L (1, 3) OBP: 0.379, SLG: 0.633	SF8; 1-3; 2-H		2B		G5-3		K			3	1	1	1	0	1	1
2 Bill Hall, R (1, 8) OBP: 0.320, SLG: 0.420	BB		G5-3		G6-3		K2-3			2	0	0	0	1	0	1
12 Carlos Villanueva, R (6, 1)										1	0	0	0	0	1	1
Derrick Turnbow, R (8, 1)										0	0	0	0	0	0	0
Francisco Cordero, R (8, 1)										0	0	0	0	0	0	0
Kevin Mench, R (1, 7) OBP: 0.284, SLG: 0.420	P3		1B; 2-H; 2B		P3			K		4	1	1	1	0	1	2
Damian Miller, R (1, 2) OBP: 0.274, SLG: 0.281		P4	1B; 2-H				G5-3	F7		4	0	1	1	0	0	0
9 Tony Graffanino, R (1, 4) OBP: 0.284, SLG: 0.283		HR	K				K	1B		4	1	2	1	0	2	1
46 Claudio Vargas, R (1, 1) OBP: 0.111, SLG: 0.167		G5-3		G5-3			K	K		2	0	0	0	0	0	0
22 Tony Gwynn Jr., L (6, 8) OBP: 0.376, SLG: 0.364										2	0	0	0	0	2	1
Inning Stats	R: 1 E: 0 K: 0 S: 15 H: 2 LOB: 2 BB: 1 P: 29	R: 2 E: 0 K: 0 S: 13 H: 2 LOB: 0 BB: 0 P: 23	R: 2 E: 0 K: 1 S: 11 H: 3 LOB: 1 BB: 0 P: 15	R: 0 E: 0 K: 1 S: 9 H: 0 LOB: 0 BB: 0 P: 12	R: 1 E: 0 K: 0 S: 7 H: 1 LOB: 0 BB: 0 P: 10	R: 0 E: 0 K: 2 S: 9 H: 0 LOB: 0 BB: 0 P: 13	R: 1 E: 0 K: 2 S: 13 H: 1 LOB: 1 BB: 1 P: 21	R: 0 E: 0 K: 2 S: 13 H: 1 LOB: 1 BB: 0 P: 18		1B: 5 2B: 2 3B: 0 HR: 3 SF: 1 SAC: 0 DP: 0 HBP: 0						

PITCHER		IP	WLS	BF	H	R	ER	SO	BB	IBB	HBP	BLK	WP	HR	S	P	ERA	WHIP
30 Ted Lilly, L ERA: 3.99	(1, 1)	5.0	L	24	8	6	6	2	1	0	0	0	1	3	55	89	10.80	1.800
47 Scott Eyre, L ERA: 7.45	(6, 1)	1.0		3	0	0	0	2	0	0	0	0	0	0	9	13	0.00	0.000
43 Michael Wuertz, R ERA: 3.46	(7, 1)	0.1		3	1	1	1	0	1	0	0	0	0	0	5	13	27.00	6.000
13 Will Ohman, L ERA: 4.91	(7, 1)	0.2		2	0	0	0	2	0	0	0	0	0	0	8	8	0.00	0.000
Bob Howry, R ERA: 4.85	(8, 1)	1.0		4	1	0	0	2	0	0	0	0	0	0	13	18	0.00	1.000

PITCHER	IP	WLS	BF	H	R	ER	SO	BB	IBB	HBP	BLK	WP	HR	S	P	ERA	WHIP

BOTTOM

Chicago Cubs @ Milwaukee Brewers

Miller Park, Milwaukee, WI

Tue Jun 05 2007, 7:05 PM CDT
Att. 38,535 - Roof Closed - 67 F

livebaseballscorecards.com

AB	33
R	7
H	10
RBI	7
BB	2
SO	8
LOB	8

WP: 1 PB: 0 SB: 1 CS: 0 PA: 36

Batter	1	2	3	4	5	6	7	8	9	AB	R	H	RBI	BB	SO	LOB
12 Alfonso Soriano, R (1, 7) OBP: 0.355, SLG: 0.511	F9	F9	1B			G4-3			F9	5	0	1	0	0	0	2
20 Felix Pie, L (1, 8) OBP: 0.286, SLG: 0.478	25 F8 16 E 2B	1-H 2-H HR	G4-3			P4			E 25 S 1B	5	3	3	3	0	0	2
25 Derrek Lee, R (1, 3) OBP: 0.409, SLG: 0.527	F8	16 E 16 S BB		G1-3		K			F9	4	0	0	0	1	1	2
16 Aramis Ramirez, R (1, 5) OBP: 0.352, SLG: 0.540 Cesar Izturis, S (2, 6) OBP: 0.299, SLG: 0.294	E6 BB	E6		G6-3			G1-3		E3 S	2 3	0 0	0 0	0 0	0 0	0 0	1 0
Jacque Jones, L (1, 9) OBP: 0.298, SLG: 0.333	BB	G5-3		F8			K		F8	4	0	0	0	1	1	3
Mark DeRosa, R (1, 4) OBP: 0.346, SLG: 0.459 (2, 5)	G6-3		2 FC5-4 1B		F8		G4-3			4	0	1	0	0	0	2
2 Ryan Theriot, R (1, 6) OBP: 0.337, SLG: 0.352 (2, 4)		G6-3	FC5-4 38 1B G3-1		G6-3 2B			K		4	1	1	0	0	1	1
Koyie Hill, S (1, 2) OBP: 0.214, SLG: 0.083		38 1B 20 HR BB	G3-1		G6-3			K		3	1	0	0	1	1	2
38 Carlos Zambrano, S (1, 1) OBP: 0.296, SLG: 0.444 49 Carlos Marmol, R (7, 1) 19 Matt Murton, R (8, PH) OBP: 0.339, SLG: 0.351 Bob Howry, L (8, 1) 46 Ryan Dempster, R (9, 1)		20 HR 1B	12 1B 1B		K			P3		3 0 1 0 0	1 0 0 0 0	2 0 0 0 0	1 0 0 0 0	0 0 0 0 0	1 0 0 0 0	1 0 0 0 0
Inning Stats	R: 1 E: 1 K: 0 S: 14 H: 1 LOB: 2 BB: 1 P: 24	R: 3 E: 1 K: 0 S: 25 H: 2 LOB: 2 BB: 2 P: 37	R: 1 E: 0 K: 0 S: 10 H: 3 LOB: 2 BB: 0 P: 11	R: 0 E: 0 K: 0 S: 8 H: 0 LOB: 0 BB: 0 P: 13	R: 0 E: 0 K: 1 S: 10 H: 1 LOB: 1 BB: 0 P: 18	R: 0 E: 0 K: 1 S: 8 H: 0 LOB: 0 BB: 0 P: 11	R: 0 E: 0 K: 1 S: 10 H: 0 LOB: 0 BB: 0 P: 11	R: 0 E: 0 K: 2 S: 10 H: 0 LOB: 0 BB: 0 P: 17	R: 1 E: 1 K: 0 S: 11 H: 1 LOB: 1 BB: 0 P: 14	1B: 5 2B: 2 3B: 0 HR: 1	SF: 0 SAC: 0 DP: 0 HBP: 0					

PITCHER	IP	WLS	BF	H	R	ER	SO	BB	IBB	HBP	BLK	WP	HR	S	P	ERA	WHIP
37 Jeff Suppan, R (1, 1) ERA: 3.92	5.0	L	27	7	5	4	1	3	0	0	0	0	1	67	103	7.20	2.000
Jose Capellan, R (6, 1) ERA: 6.75	2.0		6	0	0	0	2	0	0	0	0	0	0	18	22	0.00	0.000
Matt Wise, R (8, 1) ERA: 3.12	1.2		6	1	1	0	2	0	0	0	0	0	0	16	25	0.00	0.600
Brian Shouse, L (9, 1) ERA: 4.97	0.1		2	0	0	0	0	0	0	0	0	0	0	5	6	0.00	0.000

PITCHER	IP	WLS	BF	H	R	ER	SO	BB	IBB	HBP	BLK	WP	HR	S	P	ERA	WHIP

TOP

Chicago Cubs @ Milwaukee Brewers

Miller Park, Milwaukee, WI

Wed Jun 06 2007, 1:05 PM CDT

Att. 40,186 - Sunny - 68 F

livebaseballscorecards.com

AB	38
R	6
H	8
RBI	4
BB	3
SO	5
LOB	16

BOTTOM

Chicago Cubs @ Milwaukee Brewers

Miller Park, Milwaukee, WI

Wed Jun 06 2007, 1:05 PM CDT

Att. 40,186 - Sunny - 68 F

Batter	1	2	3	4	5	6	7	8	9	AB	R	H	RBI	BB	SO	LOB
1 Corey Hart, R (1, 9) OBP: 0.371, SLG: 0.452	S B S F S 1-3 K ①		B B F B B 4-1 7 FC4-6 BB		B C X 1-1 F8 ③		F X 0-1 7 S 1B			3	0	1	0	1	1	0
7 J.J. Hardy, R (1, 6) OBP: 0.335, SLG: 0.537	B F F X 1-2 G6-3 ②		C X 0-1 FC4-6 ③ 1-2f			C B B B F F C 3-3 K ①	B C 1 SAFE 1 SAFE B B X 3-1 F7 ③ 1-2			4	0	0	0	0	1	2
8 Ryan Braun, R (1, 5) OBP: 0.358, SLG: 0.563	S B B S S 2-3 K ③			F B F X 1-2 1B 1B		C B F B B B 4-2 28 HR BB		C B C S 1-3 K ①		3	1	1	0	1	2	0
28 Prince Fielder, L (1, 3) OBP: 0.385, SLG: 0.647		B B B C B 4-1 G3 BB		B F X 1-1 F7 ①		X 0-0 1-H HR		C B C X 1-2 G4-6-3 1B		3	1	2	2	1	0	1
Johnny Estrada, S (1, 2) OBP: 0.283, SLG: 0.430		C X 0-1 P4 ①		1 SAFE B F X 1-1 1-2 1B		F F F F B S 1-3 K ②		X 0-0 G4-6-3 ②③ 1-2f		4	0	1	0	0	1	2
Geoff Jenkins, L (1, 7) OBP: 0.345, SLG: 0.523		S S B B F X 2-2 G3 ② 1-2		B T S F S 1-3 K ②		F S B F F X 1-2 1B			F B S B X 2-2 G4-3 ①	4	0	1	0	0	1	3
2 Bill Hall, R (1, 8) OBP: 0.314, SLG: 0.412		F B X 1-1 F9 ③		C B B B X 3-1 L4 ③		C F S 0-3 K ③			B X 1-0 L8 ②	4	0	0	0	0	1	4
Craig Counsell, L (1, 4) OBP: 0.353, SLG: 0.291			C B B B X 2-2 F8 ①		B C F X 1-2 F8 ①		C F B X 1-2 F7 ①		B B B B 4-0 18 DI BB	3	0	0	0	1	0	0
37 Jeff Suppan, R (1, 1) OBP: 0.133, SLG: 0.071 22 Tony Gwynn Jr., L (5, PH) OBP: 0.372, SLG: 0.359 Jose Capellan, R (6, 1) 9 Tony Graffanino, R (7, PH) OBP: 0.281, SLG: 0.281 Matt Wise, R (8, 1) Brian Shouse, L (9, 1) 18 Gabe Gross, L (9, PH) OBP: 0.361, SLG: 0.439			F B B C S 2-3 K ②		C C S 0-3 K ②		B F F F B S 2-3 K ②		C D F D F X 2-2 P5 ③ 1-2	1 1 0 1 0 0 0 1	0 0 0 0 0 0 0 0	0 0 0 0 0 0 0 0	0 0 0 0 0 0 0 0	0 0 0 1 0 0 0 0	1 1 0 0 0 0 0 1	0 0 0 0 0 0 0 0
Inning Stats	R: 0 E: 0 K: 2 S: 10 H: 0 LOB: 0 BB: 0 P: 14	R: 0 E: 0 K: 0 S: 9 H: 0 LOB: 1 BB: 1 P: 16	R: 0 E: 0 K: 1 S: 9 H: 0 LOB: 1 BB: 1 P: 17	R: 0 E: 0 K: 1 S: 13 H: 2 LOB: 2 BB: 0 P: 20	R: 0 E: 0 K: 1 S: 8 H: 0 LOB: 0 BB: 0 P: 10	R: 2 E: 0 K: 3 S: 20 H: 2 LOB: 1 BB: 1 P: 29	R: 0 E: 0 K: 1 S: 10 H: 1 LOB: 1 BB: 0 P: 16	R: 0 E: 0 K: 1 S: 7 H: 1 LOB: 0 BB: 0 P: 9	R: 0 E: 0 K: 0 S: 8 H: 0 LOB: 1 BB: 1 P: 17	1B: 5 2B: 0 3B: 0 HR: 1	SF: 0 SAC: 0 DP: 1 HBP: 0			WP: 0 PB: 0 SB: 1 CS: 0	PA: 36		

livebaseballscorecards.com

AB	32
R	2
H	6
RBI	2
BB	4
SO	10
LOB	13

PITCHER	IP	WLS	BF	H	R	ER	SO	BB	IBB	HBP	BLK	WP	HR	S	P	ERA	WHIP
38 Carlos Zambrano, R (1, 1) ERA: 5.38	6.2	W	28	5	2	2	9	3	0	0	0	0	1	77	117	2.70	1.200
49 Carlos Marmol, R (7, 1) ERA:	0.1	H	1	0	0	0	0	0	0	0	0	0	0	2	5	0.00	0.000
Bob Howry, R (8, 1) ERA: 4.67	1.0	H	3	1	0	0	1	0	0	0	0	0	0	7	9	0.00	1.000
46 Ryan Dempster, R (9, 1) ERA: 3.38	1.0		4	0	0	0	0	1	0	0	0	0	0	8	17	0.00	1.000

Batter	1	2	3	4	5	6	7	8	9	AB	R	H	RBI	BB	SO	LOB
12 Alfonso Soriano, R (1, 7) OBP: 0.361, SLG: 0.523	B CH 77 F CH 77 X 1-1 20 1B 3B	F FA 90 B FA 91 X CH 78 1-1 1-2 3-H 1B			F FA 89 B FA 90 B FA 90 F FA 89 X FA 90 2-2 ② F8		I IN 75 I I I 4-0 IBB			3	1	2	1	1	0	0
20 Felix Pie, L (1, 8) OBP: 0.284, SLG: 0.466	B FA 88 C FA 89 X FA 88 1-1 25 BB 3-H 1B	X CH 80 0-0 ③ G3			B FA 90 B CH 79 X FA 89 2-0 ③ F8		B F FA 87 C CH 76 X CH 77 1-2 ③ G5-3			4	0	1	1	0	0	4
25 Derrek Lee, R (1, 3) OBP: 0.407, SLG: 0.519	C FA 89 F FA 91 1 SAFE B FA 91 B CH 77 1 SAFE F FA 90 B FA 90 F FA 89 4-2 B CH 79 G6-4-3 1-2 BB		S CH 76 C CH 76 C FA 90 0-3 ① K			S CH 76 F FA 90 B CH 79 B CH 78 F CH 78 X FA 91 2-2 ① G5-3		B FA 97 F FA 97 X SL 90 1-1 ① F8		3	0	0	0	1	1	0
19 Matt Murton, R (1, 9) OBP: 0.344, SLG: 0.351 29 Ángel Pagán, S (8, PR) OBP: 0.365, SLG: 0.532 (8, 9)	F C CH 79 C FA 91 0-3 ① K		F FA 88 B FA 90 F CH 78 F FA 90 X CH 78 1-2 ② G5-3			B CH 79 S CH 79 C FA 89 X CH 78 1-2 FC6-4 1B		B FA 98 F SL 90 B SL 89 B SL 88 B FA 96 4-1 BB		3 0	0 0	1 0	0 0	1 0	1 0	2 0
Michael Barrett, R (1, 2) OBP: 0.293, SLG: 0.400	B CH 78 C FA 89 X FA 89 1-1 ② G6-4-3 ③ 1-2f		X FA 88 0-0 ③ G5-3			1 SAFE F FA 89 F FA 88 D CH 78 X CH 77 1-2 ② L5		1 SAFE S SL 90 S SL 90 C FA 97 0-3 ② K		4	0	0	0	0	1	4
Mark DeRosa, R (1, 5) OBP: 0.339, SLG: 0.448		X FA 90 0-0 ① F9		B FA 86 X FA 85 1-0 ① F8		1 SAFE X CH 77 0-0 ③ FC6-4 1-2f		1 SAFE 1 SAFE X FA 96 0-0 ③ F9		4	0	0	0	0	0	2
2 Ryan Theriot, R (1, 4) OBP: 0.335, SLG: 0.350		B FA 90 C FA 89 F CH 78 X FA 91 1-2 1B 12 1B 1B		B FA 88 C FA 88 F FA 88 B CH 75 B CH 78 F FA 89 X FA 90 3-2 ② F8			C FA 89 B FA 88 B FA 89 C CH 78 X FA 89 2-2 ① F8		F FA 96 F FA 96 X SL 86 0-2 ① F8	4	1	1	0	0	0	0
Cesar Izturis, S (1, 6) OBP: 0.305, SLG: 0.295		P PO 84 B FA 90 1 SAFE F FA 90 X FA 89 2-1 12 1B 1-3 1B		F FA 89 X CH 79 0-1 ③ G6-3			B CH 78 B FA 88 B FA 88 C FA 89 B FA 88 4-1 53 SH1-3 BB		B FA 97 F FA 96 F B X 2-2 ② L8	3	0	1	0	1	0	0
53 Rich Hill, L (1, 1) OBP: 0.111, SLG: 0.154 15 Cliff Floyd, L (9, PH) OBP: 0.364, SLG: 0.423 46 Ryan Dempster, R (9, 1)		F FA 89 B FA 91 S SL 78 F FA 90 B CH 76 S FA 89 2-3 ② K			F FA 86 F CH 76 S FA 91 0-3 ① K		1 SAFE B FA 86 X FA 86 1-0 ② SH1-3 1-2		B X 1-0 ③ P6	2 1 0	0 0 0	0 0 0	0 0 0	0 0 0	2 0 0	2 0 0
Inning Stats	R: 1 E: 0 K: 1 S: 13 H: 2 LOB: 1 BB: 1 P: 20	R: 1 E: 0 K: 1 S: 14 H: 3 LOB: 2 BB: 0 P: 19	R: 0 E: 0 K: 1 S: 8 H: 0 LOB: 0 BB: 0 P: 9	R: 0 E: 0 K: 0 S: 7 H: 0 LOB: 0 BB: 0 P: 11	R: 0 E: 0 K: 1 S: 7 H: 0 LOB: 0 BB: 0 P: 11	R: 0 E: 0 K: 0 S: 11 H: 1 LOB: 1 BB: 0 P: 15	R: 0 E: 0 K: 0 S: 8 H: 0 LOB: 2 BB: 2 P: 20	R: 0 E: 0 K: 1 S: 7 H: 0 LOB: 1 BB: 1 P: 12	R: 0 E: 0 K: 0 S: 7 H: 0 LOB: 0 BB: 0 P: 10	1B: 5 2B: 0 3B: 1 HR: 0 SF: 0 SAC: 1 DP: 1 HBP: 0						

PITCHER		IP	WLS	BF	H	R	ER	SO	BB	IBB	HBP	BLK	WP	HR	S	P	ERA	WHIP
36 Chuck James, L ERA: 3.66	(1, 1)	7.0	L	29	6	2	2	4	2	1	0	0	0	0	68	105	2.57	1.143
Tyler Yates, R ERA: 3.58	(8, 1)	1.0		4	0	0	0	1	1	0	0	0	0	0	7	12	0.00	1.000
39 Rafael Soriano, R ERA: 2.33	(9, 1)	1.0		3	0	0	0	0	0	0	0	0	0	0	7	10	0.00	0.000

PITCHER	IP	WLS	BF	H	R	ER	SO	BB	IBB	HBP	BLK	WP	HR	S	P	ERA	WHIP

TOP

Chicago Cubs @ Atlanta Braves

Turner Field, Atlanta, GA

Thu Jun 07 2007, 7:35 PM EDT
Att. 32,902 - Partly Cloudy - 86 F

livebaseballscorecards.com

AB	31
R	2
H	6
RBI	2
BB	4
SO	5
LOB	14

Chicago Cubs @ Atlanta Braves

Turner Field, Atlanta, GA

Thu Jun 07 2007, 7:35 PM EDT

Att. 32,902 - Partly Cloudy - 86 F

BOTTOM

Batter	1	2	3	4	5	6	7	8	9	AB	R	H	RBI	BB	SO	LOB
2 Kelly Johnson, L (1, 4) OBP: 0.387, SLG: 0.477	C FA 92 C CU 74 X FA 92 0-2 ① L5		B FA 92 B FA 91 B FA 91 B FA 91 4-0 BB			C FA 91 F FA 92 B CU 71 S SL 84 1-3 ① K		B FA 92 S FA 87 C CU 73 X CU 74 1-2 ③ L4		3	0	0	0	1	1	0
19 Yunel Escobar, R (1, 5) OBP: 0.345, SLG: 0.536	B FA 91 B FA 92 F FA 91 F FA 92 F CU 74 X FA 92 2-2 ② G6-3		C CU 73 S CU 74 X FA 91 0-2 ③ F8			B CU 74 X FA 92 1-0 ② F9			C SL 87 S SL 88 B SL 90 X SL 88 1-2 ① G6-3	4	0	0	0	0	0	1
11 Edgar Renteria, R (1, 6) OBP: 0.378, SLG: 0.500	B FA 92 C FA 93 C FA 92 S CU 75 1-3 ③ K			S CU 74 B FA 92 S CU 74 S CU 75 1-3 ① K2-3		B FA 85 F FA 92 F FA 93 S CU 75 1-3 ③ K			C SL 89 F CH 85 F CH 86 X SL 88 0-2 ② G1-3	4	0	0	0	0	3	0
Andruw Jones, R (1, 8) OBP: 0.329, SLG: 0.434		B X 1-0 HR		C CU 74 X CU 75 0-1 7 F9 7 S 1B			B CU 73 C CU 73 F CU 74 S CU 74 1-3 ① K		X SL 88 0-0 ③ G5-3	4	1	2	1	0	1	0
7 Jeff Francoeur, R (1, 9) OBP: 0.341, SLG: 0.452		B FA 93 B FA 91 F FA 92 T FA 91 F FA 92 B FA 92 S 3-3 ① K		C FA 92 B FA 92 F FA 92 F FA 92 F FA 92 B CU 75 X 2-2 ② F9 1-3			C CU 74 B FA 92 B FA 92 S FA 91 S FA 92 2-3 ② K			3	0	0	0	0	2	1
23 Matt Diaz, R (1, 7) OBP: 0.353, SLG: 0.462		B FA 92 B CH 80 F FA 91 X FA 92 2-1 ② P3		S FA 92 F FA 92 S CU 74 0-3 ③ K			B FA 92 C FA 92 B CU 74 X FA 92 2-1 1B			3	0	1	0	0	1	1
16 Brian McCann, L (1, 2) OBP: 0.328, SLG: 0.416		S FA 92 B CU 74 F FA 91 F CU 74 X CU 72 1-2 ③ G1-3		C CU 74 X CU 74 0-1 ① G4-3			C CU 72 B SL 87 S CU 72 B CU 73 F SL 84 S FA 92 2-3 ③ K			3	0	0	0	0	1	1
Scott Thorman, L (1, 3) OBP: 0.260, SLG: 0.393 Jarrod Saltalamacchia, S (8, PH) OBP: 0.365, SLG: 0.468 39 Rafael Soriano, R (9, 1)			B FA 91 X SL 83 1-0 ① P2	C SL 86 C CU 74 B FA 90 S FA 91 1-3 ② K				F FA 91 B CU 73 C CU 74 S 1-3 ① K		2 1 0	0 0 0	0 0 0	0 0 0	0 0 0	1 1 0	0 0 0
36 Chuck James, L (1, 1) OBP: 0.190, SLG: 0.105 Tyler Yates, R (8, 1) Chris Woodward, R (8, PH) OBP: 0.247, SLG: 0.312 (9, 3)			F FA 91 S FA 92 B CU 73 B FA 91 X FA 92 2-2 ② G1-3	S FA 92 X FA 92 0-1 ③ F7				C FA 91 X CU 74 0-1 ② F9		2 0 1	0 0 0	0 0 0	0 0 0	0 0 0	0 0 0	0 0 0
Inning Stats	R: 0 E: 0 K: 1 S: 10 H: 0 LOB: 0 BB: 0 P: 13	R: 1 E: 0 K: 1 S: 11 H: 1 LOB: 0 BB: 0 P: 18	R: 0 E: 0 K: 0 S: 7 H: 0 LOB: 1 BB: 1 P: 14	R: 0 E: 0 K: 2 S: 13 H: 1 LOB: 1 BB: 0 P: 16	R: 0 E: 0 K: 1 S: 7 H: 0 LOB: 0 BB: 0 P: 8	R: 0 E: 0 K: 2 S: 7 H: 0 LOB: 0 BB: 0 P: 10	R: 0 E: 0 K: 3 S: 12 H: 1 LOB: 1 BB: 0 P: 19	R: 0 E: 0 K: 1 S: 8 H: 0 LOB: 0 BB: 0 P: 10	R: 0 E: 0 K: 0 S: 8 H: 0 LOB: 0 BB: 0 P: 9	1B: 2 2B: 0 3B: 0 HR: 1	SF: 0 SAC: 0 DP: 0 HBP: 0			WP: 0 PB: 0 SB: 1 CS: 0	PA: 31		

livebaseballscorecards.com

AB	30
R	1
H	3
RBI	1
BB	1
SO	11
LOB	4

PITCHER	IP	WLS	BF	H	R	ER	SO	BB	IBB	HBP	BLK	WP	HR	S	P	ERA	WHIP
53 Rich Hill, L (1, 1) ERA: 2.71	8.0	W	28	3	1	1	11	1	0	0	0	0	1	75	108	1.12	0.500
46 Ryan Dempster, R (9, 1) ERA: 3.25	1.0	S	3	0	0	0	0	0	0	0	0	0	0	8	9	0.00	0.000

PITCHER	IP	WLS	BF	H	R	ER	SO	BB	IBB	HBP	BLK	WP	HR	S	P	ERA	WHIP

Batter	1	2	3	4	5	6	7	8	9	AB	R	H	RBI	BB	SO	LOB
12 Alfonso Soriano, R (1, 7) OBP: 0.373, SLG: 0.568	X FA 88 0-0 HR	X SL 87 0-0 HR		F SL 87 F FA 88 X CU 75 0-2 HR	B FA 90 B SL 83 B FA 91 I 4-0 20 SF7 IBB		S FA 93 F FA 93 B FA 94 F FA 94 X CU 77 1-2 ② G6-3 2-3		X FA 91 0-0 ② 1-3 1B	5	3	4	3	1	0	1
20 Felix Pie, L (1, 8) OBP: 0.300, SLG: 0.468	B FA 88 F CH 80 S CU 75 S CU 76 1-3 K BB 25 BB BB	B FA 88 B FA 88 F SL 87 B SL 88 F FA 89 B FA 88 4-2 G5-3 25 S BB		B FA 88 C FA 88 F CU 75 B SL 87 C CU 76 2-3 ① K	X FA 91 0-0 ② SF7 1-2 3-H		B FA 94 C CH 85 C FA 94 X FA 87 1-2 25 PB 25 E 3-H 1B		B FA 90 X SL 85 1-0 3-H 1B	4	2	2	3	1	2	0
25 Derrek Lee, R (1, 3) OBP: 0.409, SLG: 0.514	B SL 76 D FA 90 B FA 88 F FA 88 B CU 74 4-1 BB BB 1-2 FC1-2 BB	F SL 64 B I IN 64 I IN 64 4-1 1-2 IBB		F SL 88 X FA 87 0-1 ② G6-3	C SL 84 X FA 90 0-1 ③ G4-3		B FA 92 B FA 93 F FA 93 B FA 93 F FA 92 X FA 92 3-2 E3 WP 1-H 1B		D FA 91 X 1-0 ③ F7	4	0	1	0	2	0	2
Michael Barrett, R (1, 2) OBP: 0.300, SLG: 0.418	B FA 89 B FA 88 F FA 89 B SL 89 B FA 89 4-1 FC1-2 BB 1-2 2-3 BB	F FA 89 F SL 88 X FA 88 0-2 ②③ G5-3 2-3f		F FA 89 B FA 87 X SL 86 1-1 HR		B FA 91 X FA 90 1-0 S 1B	C FA 90 F FA 92 D CU 76 B CU 74 F FA 92 S FA 92 2-3 ③ K 1-2			4	1	2	1	1	1	3
Mark DeRosa, R (1, 5) OBP: 0.340, SLG: 0.443	C SL 88 B SL 88 B SL 88 F FA 90 B SL 77 F SL 89 B CU 76 4-2 FC1-2 1-2 2-3 3-H BB		C FA 87 B CH 80 S SL 86 B CU 74 X SL 87 2-2 ① G6-3	B FA 89 B FA 89 X FA 89 2-0 1B 1B		F FA 92 C SL 74 1 SAFE F CU 76 F FA 92 B SL 76 S CH 84 1-3 ① K 1-2		C FA 91 C FA 90 F SL 85 X FA 91 0-2 ① L5	4	0	1	1	1	1	1
Jacque Jones, L (1, 9) OBP: 0.301, SLG: 0.335	B FA 89 C FA 89 B CH 82 S SL 88 X CU 76 2-2 ① FC1-2 1-2 2-3 3-Hf		X FA 88 0-0 ② G3	S CH 84 X FA 91 0-1 1-2 1B		C CH 84 C FA 92 B SL 77 B CH 83 S SL 78 2-3 ② K		C B CH 84 X FA 90 1-1 2 G1-4-3 1B	5	0	2	0	0	1	4
2 Ryan Theriot, R (1, 4) OBP: 0.332, SLG: 0.346	C FA 90 B SL 78 S SL 88 C SL 88 1-3 ② K		C SL 87 C FA 89 X SL 88 0-2 E S 1B	X CH 85 0-0 ③ F9		C FA 93 X SL 77 0-1 ③ L6		X FA 90 0-0 ②③ G1-4-3 1-2f	5	0	1	0	0	1	7
Cesar Izturis, S (1, 6) OBP: 0.314, SLG: 0.308	C FA 89 C FA 89 X CU 77 0-2 ③ G3	1 SAFE D FA 87 1 SAFE C FA 88 D SL 76 B SL 87 B FA 88 4-1 1-3 BB		X FA 89 0-0 45 SH5-3 20 SF7 2B		B FA 91 X FA 92 1-0 12 G6-3 45 SH1-3 20 1B 1B		B FA 87 C FA 88 X FA 88 1-1 E3 29 FC6-4	4	2	2	0	1	0	3
45 Sean Marshall, L (1, 1) 13 Will Ohman, L (7, 1) 49 Carlos Marmol, R (8, 1) 29 Ángel Pagán, S (9, PH) OBP: 0.358, SLG: 0.521 43 Michael Wuertz, R (9, 1)		B FA 86 B FA 86 C FA 86 S FA 86 F CU 74 B FA 89 X FA 88 3-2 ① G3-1	B FA 88 C FA 88 S CU 76 X CU 75 1-2 ③ G3-1	L FA 89 B FA 90 L FA 90 X SL 81 1-2 ① SH5-3 2-3		C FA 91 M FA 93 X 0-2 ① SH1-3 1-2		B FA 88 C FA 88 C FA 89 F FA 89 B SI 89 X FA 90 2-2 ① FC6-4 12 1B 20 1B 1-2f	2 0 0 1 0	0 0 0 1 0	0 0 0 0 0	0 0 0 0 0	0 0 0 0 0	0 0 0 1 0	2 0 0 1 0

livebaseballscorecards.com

Chicago Cubs @ Atlanta Braves

Turner Field, Atlanta, GA

Fri Jun 08 2007, 7:35 PM EDT

Att. 37,123 - Cloudy - 74 F

TOP

AB	38
R	9
H	15
RBI	8
BB	7
SO	6
LOB	24

Inning Stats	1	2	3	4	5	6	7	8	9	1B: 10 SF: 1	WP: 2 PA: 48
	R: 2 E: 0 K: 2 S: 18 H: 1 LOB: 3 BB: 3 P: 34	R: 1 E: 0 K: 0 S: 11 H: 1 LOB: 1 BB: 2 P: 22	R: 0 E: 0 K: 0 S: 11 H: 1 LOB: 2 BB: 1 P: 18	R: 2 E: 0 K: 1 S: 14 H: 4 LOB: 2 BB: 0 P: 19	R: 1 E: 0 K: 0 S: 7 H: 1 LOB: 1 BB: 1 P: 12	R: 0 E: 0 K: 2 S: 11 H: 1 LOB: 1 BB: 0 P: 15	R: 2 E: 1 K: 1 S: 18 H: 3 LOB: 1 BB: 0 P: 26	R: 0 E: 0 K: 0 S: 7 H: 1 LOB: 0 BB: 0 P: 8	R: 1 E: 1 K: 0 S: 9 H: 2 LOB: 1 BB: 0 P: 14	2B: 1 SAC: 2 3B: 0 DP: 2 HR: 4 HBP: 0	PB: 1 SB: 3 CS: 0

PITCHER		IP	WLS	BF	H	R	ER	SO	BB	IBB	HBP	BLK	WP	HR	S	P	ERA	WHIP
40 Lance Cormier, R ERA: 15.26	(1, 1)	3.2	L	22	5	5	5	3	5	1	0	0	1	4	50	87	12.27	2.727
Oscar Villarreal, R ERA: 4.2	(4, 1)	1.1		8	3	1	1	0	0	1	0	0	0	0	11	18	6.75	2.250
58 Peter Moylan, R ERA: 2.67	(6, 1)	1.0		4	1	0	0	2	0	0	0	0	0	0	11	15	0.00	1.000
48 Blaine Boyer, R ERA: 3.0	(7, 1)	1.0		6	3	2	1	1	0	0	0	0	1	0	18	26	9.00	3.000
54 Chad Paronto, R ERA: 6.86	(8, 1)	2.0		8	3	1	0	0	0	0	0	0	0	0	16	22	0.00	1.500

PITCHER	IP	WLS	BF	H	R	ER	SO	BB	IBB	HBP	BLK	WP	HR	S	P	ERA	WHIP

Chicago Cubs @ Atlanta Braves

Turner Field, Atlanta, GA

Fri Jun 08 2007, 7:35 PM EDT

Att. 37,123 - Cloudy - 74 F

BOTTOM

Batter	1	2	3	4	5	6	7	8	9	AB	R	H	RBI	BB	SO	LOB
2 Kelly Johnson, L (1, 4) OBP: 0.385, SLG: 0.482	B FA 85 B FA 86 C FA 84 X FA 86 2-1 G4-3 ①		C FA 86 B CH 81 F SL 83 B CU 72 F FA 82 B FA 89 X FA 84 3-2 19 1B 3B		C FA 85 F CU 74 B FA 87 B FA 86 X CU 73 2-2 G3 ③		C X 0-1 G6-3 ③			4	1	1	0	0	0	1
19 Yunel Escobar, R (1, 5) (9, 6) OBP: 0.364, SLG: 0.531	X FA 86 0-0 11 BB 1B		F SL 82 X SL 82 0-1 3-H 1B			X CH 78 0-0 G4-3 ①		C FA 93 B FA 93 B SL 82 S SL 82 B SL 79 X FA 92 3-2 F9 ①		4	0	2	1	0	0	0
11 Edgar Renteria, R (1, 6) OBP: 0.377, SLG: 0.496 4 Pete Orr, L (8, PH) OBP: 0.234, SLG: 0.222 (9, 5)	B FA 87 C FA 87 B FA 83 1 SAFE B FA 83 B FA 88 4-1 1-2 BB		B FA 87 F FA 83 F FA 87 F CU 72 F CU 73 S CU 74 1-3 K ②			C X CU 70 0-1 G5-3 ②		C FA 93 C SL 80 B CU 80 F SL 81 B FA 94 S SL 81 2-3 K ②		2 1	0 0	0 0	0 0	1 0	1 1	1 0
Andruw Jones, R (1, 8) OBP: 0.328, SLG: 0.428	S CH 82 B FA 84 B FA 88 X FA 85 2-1 F8 ②		S CU 73 S CU 74 1 SAFE D CU 76 S CU 73 1-3 K ③			B SL 78 S SL 81 B CU 73 C FA 85 B CU 74 B CU 73 4-2 7 1B BB		X FA 93 0-0 F7 ③		3	0	0	0	1	1	3
7 Jeff Francoeur, R (1, 9) OBP: 0.340, SLG: 0.449	C FA 87 D CU 75 F FA 88 D CU 75 X FA 88 2-2 G1-3 ③			B CU 70 X FA 86 1-0 G5-3 ①		B SL 82 F FA 86 F SL 81 X CU 73 1-2 23 FC6-4 1B			C FA 90 X FA 90 0-1 G5-3 ①	4	0	1	0	0	0	2
23 Matt Diaz, R (1, 7) OBP: 0.350, SLG: 0.456		X FA 85 0-0 F7 ①		B SL 79 S CH 82 F FA 83 X CU 74 1-2 G5-3 ②		C FA 86 B FA 85 X CH 81 1-1 1-2f FC6-4 ③			B B C X 2-1 G1-3 1B	4	0	1	0	0	0	2
Jarrod Saltalamacchia, S (1, 2) OBP: 0.339, SLG: 0.431		C FA 86 B CU 73 X SL 83 1-1 F8 ②		F FA 86 F CU 74 B FA 87 F CU 73 F FA 83 S CU 74 1-3 K2-3 ③			C FA 89 F FA 90 B FA 89 B FA 90 S 2-3 K ①		B FA 90 C SL 84 X SL 84 1-1 1-2 G1-3 ②	4	0	0	0	0	2	1
Scott Thorman, L (1, 3) OBP: 0.254, SLG: 0.384		B FA 87 C FA 86 F CH 82 B FA 88 F CU 74 X CU 80 2-2 G3-1 ③			C FA 84 F CU 71 B CU 73 F CU 72 B FA 87 X CH 81 2-2 P5 ①		C FA 89 S SL 81 F SL 81 X FA 89 0-2 P3 ②		B SL 82 B SL 82 X FA 90 2-0 P5 ③	4	0	0	0	0	0	1
40 Lance Cormier, R (1, 1) Oscar Villarreal, L (4, 1) Chris Woodward, R (5, PH) OBP: 0.294, SLG: 0.308 58 Peter Moylan, R (6, 1) 48 Blaine Boyer, R (7, 1) Willie Harris, L (7, PH) OBP: 0.450, SLG: 0.506 54 Chad Paronto, R (8, 1)			B FA 86 B FA 86 C FA 85 C FA 86 C SL 79 2-3 K ①		S SL 81 X FA 88 0-1 G6-3 ②		C FA 89 B FA 89 B X 2-1 1B			1 0 1 0 0 0 1 0	0 0 0 0 0 0 0 0	0 0 0 0 0 0 1 0	0 0 0 0 0 0 0 0	1 0 0 0 0 0 0 0	0 0 0 0 0 0 0 0	0 0 0 0 0 0 0 0
Inning Stats	R: 0 E: 0 K: 0 S: 9 H: 1 LOB: 2 BB: 1 P: 19	R: 0 E: 0 K: 0 S: 7 H: 0 LOB: 0 BB: 0 P: 10	R: 1 E: 0 K: 3 S: 17 H: 2 LOB: 1 BB: 0 P: 24	R: 0 E: 0 K: 1 S: 9 H: 0 LOB: 0 BB: 0 P: 12	R: 0 E: 0 K: 0 S: 9 H: 0 LOB: 0 BB: 0 P: 13	R: 0 E: 0 K: 0 S: 10 H: 1 LOB: 2 BB: 1 P: 16	R: 0 E: 0 K: 1 S: 11 H: 1 LOB: 1 BB: 0 P: 15	R: 0 E: 0 K: 1 S: 8 H: 0 LOB: 0 BB: 0 P: 13	R: 0 E: 0 K: 0 S: 7 H: 1 LOB: 1 BB: 0 P: 12	1B: 5 2B: 0 3B: 1 HR: 0	SF: 0 SAC: 0 DP: 0 HBP: 0					

	AB	33
	R	1
	H	6
	RBI	1
	BB	2
	SO	6
	LOB	11

livebaseballscorecards.com

PITCHER		IP	WLS	BF	H	R	ER	SO	BB	IBB	HBP	BLK	WP	HR	S	P	ERA	WHIP
45 Sean Marshall, L ERA: 2.08	(1, 1)	6.0	W	24	4	1	1	4	2	0	0	0	0	0	61	94	1.50	1.000
13 Will Ohman, L ERA: 4.6	(7, 1)	1.0		4	1	0	0	1	0	0	0	0	0	0	11	15	0.00	1.000
49 Carlos Marmol, R ERA:	(8, 1)	1.0		3	0	0	0	1	0	0	0	0	0	0	8	13	0.00	0.000
43 Michael Wuertz, R ERA: 3.33	(9, 1)	1.0		4	1	0	0	0	0	0	0	0	0	0	7	12	0.00	1.000

PITCHER	IP	WLS	BF	H	R	ER	SO	BB	IBB	HBP	BLK	WP	HR	S	P	ERA	WHIP

Batter	1	2	3	4	5	6	7	8	9	AB	R	H	RBI	BB	SO	LOB
12 Alfonso Soriano, R (1, 7) OBP: 0.369, SLG: 0.558	H CU 73 1-0 20 BB 25 1B HBP	B FA 94 X 1-0 ② F8		B C C S 1-3 ② K			B FA 94 C F B B B F T 3-2 ① K		X SL 84 0-0 ② G4-3	4	1	0	0	0	2	1
20 Felix Pie, L (1, 8) OBP: 0.318, SLG: 0.463	1 SAFE C 1 SAFE 1 SAFE 1 SAFE B F B 1 SAFE 4-2 B B 25 1B 1-2 1B BB	C B B X 2-1 ③ G4-3		C B F C 1-3 ③ K			B X 1-0 1B		C FA 90 S B B F B B 4-2 BB	3	1	1	0	2	1	1
25 Derrek Lee, R (1, 3) OBP: 0.409, SLG: 0.511	2 SAFE F CH 84 S FC 79 B SL 86 X 1-2 1-3 2-H 1B	B S C B X 2-2 E 1B FC1 1B	F X 0-1 ① G5-3				F CH 87 B FA 94 B S S 2-3 ② K		C FA 91 B B X 2-1 ③ F9	5	2	2	1	0	1	2
Michael Barrett, R (1, 2) OBP: 0.304, SLG: 0.417	C S S 0-3 ① K	F 1 SAFE X 0-1 E5 FC1 17 1-3 FC4-6-3-2-5 1B	B B B 4-0 G4-3 BB				F F F 1 SAFE X 0-2 ③ F8			3	0	1	0	1	1	3
Jacque Jones, L (1, 9) OBP: 0.300, SLG: 0.330	I I I 4-0 1B 17 1B IBB	X 0-0 FC1 17 FC4-6-3-2-5 1-2 3-H	X FA 90 0-0 ② ③ G4-3 1-2f					B S X 1-1 ① G4-3		3	1	0	1	1	0	2
Mark DeRosa, R (1, 5) OBP: 0.349, SLG: 0.450	C FA 92 B FA 92 C D F F B X 3-2 17 1B 1-2 2-H 3-H 1B	C L B F B X 2-2 ① F9				C X 0-1 WP 17 G4-3 1B		X SL 90 0-0 1B		4	0	3	2	0	0	2
17 Mike Fontenot, L (1, 4) OBP: 0.333, SLG: 0.500	C FA 92 X FA 92 0-1 ② 1-3 2-H 1B	C B B X 2-1 ② ③ FC4-6-3-2-5 1-2 2-H				B FA 92 B B B C F X 3-2 ① G4-3 1-2		B F B B X 3-1 ② F7		4	0	1	1	0	0	4
Cesar Izturis, S (1, 6) OBP: 0.306, SLG: 0.299	1 SAFE X CU 73 0-0 ③ G5-3			C B B F F B C 3-3 ① K		L CU 75 B B F F S 1-3 ② K 2-3		B FA 95 X 1-0 ③ F7		4	0	0	0	0	2	3
Jason Marquis, L (1, 1) OBP: 0.212, SLG: 0.344 36 Sean Gallagher, R (2, 1) 19 Matt Murton, R (6, PH) OBP: 0.341, SLG: 0.348 47 Scott Eyre, L (6, 1) 43 Michael Wuertz, R (8, 1) 2 Ryan Theriot, R (9, PH) OBP: 0.330, SLG: 0.344		X FA 92 0-0 ① G1-3		H 1-0 HBP		B FA 91 B FA 91 C FA 92 B S X 3-2 ③ F9			C FA 90 F B X 1-2 ① P4	1 0 1 0 0 1	0 0 0 0 0 0	0 0 0 0 0 0	0 0 0 0 0 0	0 0 0 0 0 0	0 0 1 0 0 0	0 0 0 0 0 0

Inning Stats	1	2	3	4	5	6	7	8	9
	R: 4 H: 3 E: 0 LOB: 1 K: 1 BB: 2 S: 16 P: 29	R: 0 H: 0 E: 0 LOB: 0 K: 0 BB: 0 S: 4 P: 7	R: 1 H: 2 E: 1 LOB: 1 K: 0 BB: 0 S: 12 P: 18	R: 0 H: 0 E: 0 LOB: 1 K: 3 BB: 0 S: 9 P: 15	R: 0 H: 0 E: 0 LOB: 0 K: 0 BB: 1 S: 3 P: 7	R: 0 H: 1 E: 0 LOB: 1 K: 1 BB: 0 S: 12 P: 19	R: 0 H: 1 E: 0 LOB: 1 K: 2 BB: 0 S: 12 P: 18	R: 0 H: 1 E: 0 LOB: 1 K: 0 BB: 0 S: 6 P: 11	R: 0 H: 0 E: 0 LOB: 1 K: 0 BB: 1 S: 9 P: 16

PITCHER		IP	WLS	BF	H	R	ER	SO	BB	IBB	HBP	BLK	WP	HR	S	P	ERA	WHIP	PITCHER		IP	WLS	BF	H	R	ER	SO	BB	IBB	HBP	BLK	WP	HR	S	P	ERA	WHIP
15 Tim Hudson, R ERA: 3.51	(1, 1)	2.0		14	5	5	5	1	1	1	1	0	0	0	26	44	22.50	3.000	Bob Wickman, R ERA: 2.66	(9, 1)	1.0		4	0	0	0	0	1	0	0	0	0	0	9	16	0.00	1.000
58 Peter Moylan, R ERA: 2.43	(3, 1)	3.0	W	9	0	0	0	3	1	0	1	0	0	0	18	32	0.00	0.333																			
48 Blaine Boyer, R ERA: 2.25	(6, 1)	1.0	H	4	1	0	0	1	0	0	0	0	1	0	12	19	0.00	1.000																			
Tyler Yates, R ERA: 3.45	(7, 1)	1.0		4	1	0	0	2	0	0	0	0	0	0	12	18	0.00	1.000																			
39 Rafael Soriano, R ERA: 2.25	(8, 1)	1.0		4	1	0	0	0	0	0	0	0	0	0	6	11	0.00	1.000																			

TOP

Chicago Cubs @ Atlanta Braves

Turner Field, Atlanta, GA

Sat Jun 09 2007, 7:05 PM EDT

Att. 51,816 - Clear - 90 F

livebaseballscorecards.com

AB	33
R	5
H	8
RBI	5
BB	4
SO	7
LOB	19

1B: 8	SF: 0	WP: 1	PA: 39
2B: 1	SAC: 0	PB: 0	
3B: 0	DP: 2	SB: 0	
HR: 0	HBP: 2	CS: 0	

Chicago Cubs @ Atlanta Braves

Turner Field, Atlanta, GA

Sat Jun 09 2007, 7:05 PM EDT

Att. 51,816 - Clear - 90 F

BOTTOM

Batter	1	2	3	4	5	6	7	8	9	AB	R	H	RBI	BB	SO	LOB
2 Kelly Johnson, L (1, 4) OBP: 0.385, SLG: 0.478	G5-3	G4-3 2-3 3-H	G4-3			SH5-3 11 2B BB		FC6-4 1B		4	1	1	1	1	0	2
Willie Harris, L (1, 7) OBP: 0.462, SLG: 0.522	WP 11 S HR 1B	11 1B 1B BB		11 HR 2B		SH5-3 1-2		FC6-4 11 G3 1-2f		3	3	2	0	1	0	1
11 Edgar Renteria, R (1, 6) OBP: 0.382, SLG: 0.515	K 1-2	1B 16 1B 1-3 3-H 1B		CU 71 HR 2-H		2B 2-H		G3 1-2		5	2	3	4	0	1	2
Andruw Jones, R (1, 8) OBP: 0.330, SLG: 0.441	HR 2-H	16 1B 1-2 3-H 1B		SL 76 K		G6-3		G1-3		5	1	2	3	0	1	2
16 Brian McCann, L (1, 2) OBP: 0.337, SLG: 0.417	BB	1-2 2-H 1B		F7		BB				2	0	1	1	2	0	0
7 Jeff Francoeur, R (1, 9) OBP: 0.335, SLG: 0.441	P4	L5		F8		CH 81 F8				4	0	0	0	0	0	5
Scott Thorman, L (1, 3) OBP: 0.254, SLG: 0.381		E1 15 SH1-4 19 BB 2 G4-3	P2		CH 85 F7		19 G4-3 19 WP F7-2 1B			4	1	1	0	0	0	0
19 Yunel Escobar, R (1, 5) OBP: 0.351, SLG: 0.486		2 G4-3 15 SH1-4 11 1B 1-2 BB	G5-3		G4-3		G4-3 1-3			3	1	0	0	1	0	1
15 Tim Hudson, R (1, 1) OBP: 0.267, SLG: 0.286 58 Peter Moylan, R (3, 1) 4 Pete Orr, L (5, PH) OBP: 0.229, SLG: 0.217 48 Blaine Boyer, R (6, 1) Tyler Yates, R (7, 1) Chris Woodward, R (7, PH) OBP: 0.241, SLG: 0.304 39 Rafael Soriano, R (8, 1) Bob Wickman, R (9, 1)		SH1-4 1-2 2-3	BB		F9		F7-2 3-H			0 0 1 0 0 1 0 0	0 0 0 0 0 0 0 0	0 0 0 0 0 0 0 0	0 0 1 0 0 1 0 0	0 0 0 0 0 0 0 0	0 0 0 0 0 0 0 0	0 0 0 0 0 1 0 0
Inning Stats	R: 2 E: 0 K: 1 S: 16 H: 2 LOB: 1 BB: 1 P: 30	R: 4 E: 1 K: 0 S: 14 H: 3 LOB: 2 BB: 2 P: 26	R: 0 E: 0 K: 0 S: 8 H: 0 LOB: 1 BB: 1 P: 17	R: 2 E: 0 K: 1 S: 12 H: 2 LOB: 0 BB: 0 P: 19	R: 0 E: 0 K: 0 S: 8 H: 0 LOB: 0 BB: 0 P: 12	R: 1 E: 0 K: 0 S: 10 H: 1 LOB: 2 BB: 2 P: 25	R: 0 E: 0 K: 0 S: 7 H: 1 LOB: 0 BB: 0 P: 10	R: 0 E: 0 K: 0 S: 8 H: 1 LOB: 1 BB: 0 P: 12		1B: 6 2B: 3 3B: 0 HR: 2	SF: 0 SAC: 2 DP: 1 HBP: 0		WP: 2 PB: 0 SB: 1 CS: 0	PA: 40	

livebaseballscorecards.com

AB	32
R	9
H	10
RBI	9
BB	6
SO	2
LOB	14

PITCHER		IP	WLS	BF	H	R	ER	SO	BB	IBB	HBP	BLK	WP	HR	S	P	ERA	WHIP
Jason Marquis, R ERA: 3.01	(1, 1)	1.2	L	13	4	6	2	1	3	0	0	0	1	1	26	50	10.80	4.200
36 Sean Gallagher, R ERA: 5.4	(2, 1)	3.1		14	3	2	2	1	1	0	0	0	0	1	32	54	5.40	1.200
47 Scott Eyre, L ERA: 7.17	(6, 1)	2.0		9	2	1	1	0	2	0	0	0	1	0	17	35	4.50	2.000
43 Michael Wuertz, R ERA: 3.21	(8, 1)	1.0		4	1	0	0	0	0	0	0	0	0	0	8	12	0.00	1.000

PITCHER	IP	WLS	BF	H	R	ER	SO	BB	IBB	HBP	BLK	WP	HR	S	P	ERA	WHIP

Chicago Cubs @ Atlanta Braves

Turner Field, Atlanta, GA

Sun Jun 10 2007, 8:05 PM EDT

Att. 32,752 - Partly Cloudy - 90 F

livebaseballscorecards.com

TOP

Batter	1	2	3	4	5	6	7	8	9	AB	R	H	RBI	BB	SO	LOB
12 Alfonso Soriano, R (1, 7) OBP: 0.366, SLG: 0.551	F7		G6-3		SF9 3-H		20 FC6-4 IBB		F8	3	0	0	1	1	0	1
20 Felix Pie, L (1, 8) OBP: 0.300, SLG: 0.435	F8		K		G4-3		FC6-4 25 S 1-2f 2-3		F8	5	0	0	0	0	1	4
25 Derrek Lee, R (1, 3) OBP: 0.402, SLG: 0.502	E5			K		F9	G6-3 1-2			4	0	0	0	0	1	2
Michael Barrett, R (1, 2) OBP: 0.303, SLG: 0.429	K			G6-3		HR	E5 2 1B 1B 17 G5-2-3			4	1	1	1	0	1	1
Jacque Jones, L (1, 9) OBP: 0.297, SLG: 0.326		G6-3		G4-3		F7	17 G5-2-3 1B 1-2			2	0	0	0	0	0	0
13 Will Ohman, L (4, 1)										0	0	0	0	0	0	0
43 Michael Wuertz, R (5, 1)										0	0	0	0	0	0	0
19 Matt Murton, R (6, PH) OBP: 0.338, SLG: 0.345										1	0	0	0	0	0	0
Bob Howry, L (6, 1)										0	0	0	0	0	0	0
2 Ryan Theriot, R (8, PH) OBP: 0.333, SLG: 0.348										1	0	1	0	0	0	0
										0	0	0	0	0	0	0
Mark DeRosa, R (1, 5) OBP: 0.352, SLG: 0.451		G3-1			17 3B					4	1	2	0	0	0	0
17 Mike Fontenot, L (1, 4) OBP: 0.400, SLG: 1.000		K			12 SF9 1-H		HR	G5-2-3 1-2 2-3 3-Hf		4	2	2	2	0	1	3
46 Ryan Dempster, R (8, 1)										0	0	0	0	0	0	0
Cesar Izturis, S (1, 6) OBP: 0.311, SLG: 0.305			49 SH1-3		F7		20 FC6-4 29 SH1-3	G4-3		4	0	2	0	0	0	3
30 Ted Lilly, L (1, 1) OBP: 0.115, SLG: 0.115			SH1-3 1-2				SH1-3 1-2		G3	0	0	0	0	0	0	0
49 Carlos Marmol, R (1, 1)										0	0	0	0	0	0	0
29 Ángel Pagán, S (4, 9) OBP: 0.364, SLG: 0.520					1B					2	0	1	0	0	0	0
Inning Stats	R: 0 E: 1 K: 1 S: 13 H: 0 LOB: 1 BB: 0 P: 17	R: 0 E: 0 K: 1 S: 9 H: 0 LOB: 0 BB: 0 P: 13	R: 0 E: 0 K: 1 S: 10 H: 1 LOB: 1 BB: 0 P: 14	R: 0 E: 0 K: 1 S: 7 H: 0 LOB: 0 BB: 0 P: 13	R: 2 E: 0 K: 0 S: 13 H: 3 LOB: 1 BB: 0 P: 16	R: 1 E: 0 K: 0 S: 5 H: 1 LOB: 0 BB: 0 P: 6	R: 1 E: 0 K: 0 S: 9 H: 2 LOB: 2 BB: 1 P: 18	R: 0 E: 1 K: 0 S: 7 H: 2 LOB: 2 BB: 0 P: 8	R: 0 E: 0 K: 0 S: 8 H: 0 LOB: 0 BB: 0 P: 11	1B: 6 2B: 0 3B: 1 HR: 2 SF: 1 SAC: 2 DP: 1 HBP: 0	WP: 0 PB: 0 SB: 1 CS: 0 PA: 38					

AB	34
R	4
H	9
RBI	4
BB	1
SO	4
LOB	14

PITCHER		IP	WLS	BF	H	R	ER	SO	BB	IBB	HBP	BLK	WP	HR	S	P	ERA	WHIP
38 Buddy Carlyle, R ERA: 4.91	(1, 1)	6.1		28	7	4	4	4	0	1	0	0	0	2	60	88	5.68	1.105
Macay McBride, L ERA: 3.97	(7, 1)	0.1		1	0	0	0	0	0	0	0	0	0	0	1	2	0.00	0.000
54 Chad Paronto, R ERA: 6.43	(7, 1)	1.1	W	6	2	0	0	0	0	0	0	0	0	0	12	15	0.00	1.500
Bob Wickman, R ERA: 2.53	(9, 1)	1.0	S	3	0	0	0	0	0	0	0	0	0	0	8	11	0.00	0.000

PITCHER	IP	WLS	BF	H	R	ER	SO	BB	IBB	HBP	BLK	WP	HR	S	P	ERA	WHIP

Batter	1	2	3	4	5	6	7	8	9	AB	R	H	RBI	BB	SO	LOB
2 Kelly Johnson, L (1, 4) OBP: 0.389, SLG: 0.489	B FA 86 C FA 86 F FA 87 S FC 82 1-3 ① K		C FA 93 X FA 92 0-1 HR C SL 82 F SL 83 S FA 90 0-3 ② K		C FA 93 B CH 84 F FA 93 F FA 92 B SL 86 B FA 93 F FA 92 B FA 93 4-2 19 1B BB			B CH 84 1 SAFE C I I I 4-1 19 G6-4-3 1-2 IBB		3	1	1	1	2	2	2
19 Yunel Escobar, R (1, 5) OBP: 0.381, SLG: 0.487 (5, 6)	F FA 89 F FA 88 C CU 73 0-3 ② K		C SL 81 X SL 82 0-1 11 1B 7 1B 1B S FA 89 F FA 90 F FA 91 B SL 84 H SL 85 2-2 1-2 2-3 HBP		X FA 92 0-0 1-3 1B			B SL 87 X SL 88 1-0 ① ② G6-4-3 1-2f 2-3 3-H		4	1	2	0	0	1	2
11 Edgar Renteria, R (1, 6) OBP: 0.386, SLG: 0.517 Chris Woodward, R (4, PH) OBP: 0.235, SLG: 0.296 (5, 5) 16 Brian McCann, L (8, PH) OBP: 0.340, SLG: 0.417 36 Chuck James, L (8, PR) OBP: 0.190, SLG: 0.105 Bob Wickman, R (9, 1)	B FA 90 B FA 90 H FA 90 3-0 S HBP		D SL 80 1 SAFE 1 SAFE C SL 80 X SL 80 1-1 23 WP 7 1B 1-2 1B B FA 90 S SL 83 B FA 91 X FA 89 2-1 ③ F9		C FA 93 B FA 91 C FA 94 X FA 93 1-2 ③ F9			B FA 91 B CH 83 D SL 87 I IN 72 4-0 WP IBB		1 2 0 0 0	0 0 0 0 0	1 0 0 0 0	0 0 0 0 0	0 0 1 0 0	0 0 0 0 0	0 5 0 0 0
Andruw Jones, R (1, 8) OBP: 0.327, SLG: 0.433	B CH 78 C CH 80 B CH 85 S FA 88 X SL 79 2-2 ③ G5-3 1-2		C SL 81 B FA 93 S SL 82 F SL 80 X FA 94 1-2 ② F9		S SL 85 F SL 86 X SL 85 0-2 ① G1-4-3		B CH 79 X FA 88 1-0 ① F8	B SL 88 B FA 93 S SL 88 B SL 88 S SL 87 B SL 84 4-2 7 FC6-4 1-2 3-H BB		4	0	0	0	1	0	3
7 Jeff Francoeur, R (1, 9) OBP: 0.332, SLG: 0.437		B FA 93 F SL 82 B SL 81 S FA 92 S SL 80 2-3 ① K	B FA 93 F SL 78 B SL 81 X SL 80 2-1 23 WP 1-2 2-H 1B		X CH 82 0-0 ② P3		F FA 90 X FA 90 0-1 ② F8	X FA 90 0-0 ③ FC6-4 1-2f		5	0	1	1	0	1	2
23 Matt Diaz, R (1, 7) OBP: 0.347, SLG: 0.450		S SL 82 F FA 93 F SL 82 S SL 80 0-3 ② K2-3	B SL 81 B FA 93 S SL 81 B FA 94 F SL 80 X SL 81 3-2 ③ G6-3 1-2 2-3		B FA 91 S SL 84 F CH 84 B SL 84 B CH 83 X SL 85 3-2 1B		C FA 91 F FA 90 F FA 92 B SL 88 F FA 90 F FA 92 B SL 88 B FA 91 C FA 92 3-3 ③ K			4	0	1	0	0	2	2
Jarrod Saltalamacchia, S (1, 2) OBP: 0.367, SLG: 0.473		B FA 93 C SL 80 X FA 93 1-1 1B	X SL 80 0-0 19 WP 1B 1B 1 SAFE X CH 83 0-0 ③ F7					B SL 86 C FA 93 X CH 84 1-1 2B 2B		4	1	3	0	0	0	1
Scott Thorman, L (1, 3) OBP: 0.259, SLG: 0.389		B FA 92 X FA 92 1-0 ③ F8	B SL 82 S FA 89 B FA 90 F FA 90 X FA 90 2-2 19 WP 1-2 1B		B FA 92 F FA 92 F FA 93 X FA 91 1-2 ① P5			B FA 93 B SL 88 S SL 88 B SL 88 F FA 94 X SL 89 3-2 1B 19 G6-4-3 2-H 2B		4	1	2	1	0	0	1
38 Buddy Carlyle, L (1, 1) Macay McBride, L (7, 1) 54 Chad Paronto, R (7, 1) Willie Harris, L (8, PH) OBP: 0.467, SLG: 0.527 4 Pete Orr, L (9, 5) OBP: 0.229, SLG: 0.217			C FA 91 X FA 92 0-1 F8 F FA 88 C FA 90 B SL 83 L FA 89 1-3 ① K		C FA 93 S FA 92 B FA 93 F FA 93 S FA 92 1-3 ② K			B FA 94 X FA 93 1-0 19 G6-4-3 2 S WP 2-3 1B		3 0 0 1 0	0 0 0 1 0	0 0 0 1 0	0 0 0 0 0	2 0 0 0 0	2 0 0 0 0	2 0 0 0 0
Inning Stats	R: 0 E: 0 K: 2 S: 9 H: 0 LOB: 1 BB: 0 P: 15	R: 0 E: 0 K: 2 S: 10 H: 1 LOB: 1 BB: 0 P: 14	R: 2 E: 0 K: 0 S: 17 H: 4 LOB: 2 BB: 0 P: 24	R: 0 E: 0 K: 2 S: 15 H: 2 LOB: 3 BB: 0 P: 22	R: 0 E: 0 K: 0 S: 8 H: 1 LOB: 1 BB: 0 P: 11	R: 0 E: 0 K: 1 S: 15 H: 1 LOB: 2 BB: 1 P: 22	R: 0 E: 0 K: 1 S: 9 H: 0 LOB: 0 BB: 0 P: 13	R: 3 E: 0 K: 0 S: 11 H: 3 LOB: 2 BB: 3 P: 29		1B: 9 2B: 2 3B: 0 HR: 1	SF: 0 SAC: 0 DP: 1 HBP: 2		WP: 3 PB: 0 SB: 2 CS: 0	PA: 41		

PITCHER		IP	WLS	BF	H	R	ER	SO	BB	IBB	HBP	BLK	WP	HR	S	P	ERA	WHIP
30 Ted Lilly, L ERA: 3.96	(1, 1)	0.2		3	0	0	0	2	0	0	1	0	0	0	6	10	0.00	0.000
49 Carlos Marmol, R ERA: 1.5	(1, 1)	2.1		12	5	2	2	2	0	0	0	0	1	1	30	43	7.71	2.143
13 Will Ohman, L ERA: 4.32	(4, 1)	1.0		6	2	0	0	2	0	0	1	0	1	0	15	22	0.00	2.000
43 Michael Wuertz, R ERA: 3.1	(5, 1)	1.0		4	1	0	0	0	0	0	0	0	0	0	8	11	0.00	1.000
Bob Howry, R ERA: 4.34	(6, 1)	2.0	H	8	1	0	0	2	1	0	0	0	0	0	24	35	0.00	1.000

PITCHER		IP	WLS	BF	H	R	ER	SO	BB	IBB	HBP	BLK	WP	HR	S	P	ERA	WHIP
46 Ryan Dempster, R ERA: 4.08	(8, 1)	1.0	L	8	3	3	3	0	1	2	0	0	1	0	11	29	27.00	4.000

Chicago Cubs @ Atlanta Braves

Turner Field, Atlanta, GA

Sun Jun 10 2007, 8:05 PM EDT

Att. 32,752 - Partly Cloudy - 90 F

BOTTOM

livebaseballscorecards.com

AB	35
R	5
H	12
RBI	3
BB	4
SO	8
LOB	20

Batter	1	2	3	4	5	6	7	8	9	AB	R	H	RBI	BB	SO	LOB
Craig Biggio, R (1, 4) OBP: 0.266, SLG: 0.368	F S B S 1-3 ① K		B C F B C 2-3 ② K			F S B F B X 2-2 ② P4		B F D B X 3-1 ③ F7		4	0	0	0	0	2	2
9 Hunter Pence, R (1, 8) OBP: 0.381, SLG: 0.591	C B S F B B F X 3-2 ② F9		B F T F B B F S 3-3 ③ K			B X 1-0 ③ F9			B X 1-0 ① F8	4	0	0	0	0	1	1
17 Lance Berkman, S (1, 9) OBP: 0.383, SLG: 0.381	F B S B B B F X 3-2 ③ G4-3			B B X 2-0 ① G4-3			B B C S B X 3-2 45 G6-4-3 1B		B F B C B B 4-2 45 G6-3 BB	3	0	1	0	1	0	0
45 Carlos Lee, R (1, 7) OBP: 0.344, SLG: 0.515		F X 0-1 ① F8		C B F B S 2-3 ② K			B X 1-0 ① ② G6-4-3 1-2f		X 0-0 ② ③ G6-3 1-2f	4	0	0	0	0	1	2
Mark Loretta, R (1, 5) (8, 6) OBP: 0.381, SLG: 0.388		C B F H 2-2 G4-3 HBP		B F C F S 1-3 ③ K			F X 0-1 ③ F9			2	0	0	0	0	1	0
Mike Lamb, L (1, 3) OBP: 0.342, SLG: 0.390		B B F S F B X 3-2 ② G4-3 1-2			B F B F F F X 2-2 ① G6-3			B B B B 4-0 1B E BB		2	1	0	0	1	0	1
28 Adam Everett, R (1, 6) OBP: 0.280, SLG: 0.314 Luke Scott, L (8, PH) OBP: 0.333, SLG: 0.475 Morgan Ensberg, R (8, PR) OBP: 0.322, SLG: 0.385 (8, 5)		C F C 0-3 ③ K			C B F F B B X 3-2 ② F8			S X 0-1 FC5-4 1-2 1B		2	0	0	0	0	1	1
										1	0	1	0	0	0	0
										0	0	0	0	0	0	0
Brad Ausmus, R (1, 2) OBP: 0.331, SLG: 0.327			B X 1-0 SH1-4 1B		C B B C B X 3-2 ③ G4-3			C L F X 0-2 ① FC5-4 1-2f 2-H		3	0	1	0	0	0	1
Woody Williams, R (1, 1) OBP: 0.138, SLG: 0.241 Orlando Palmeiro, L (8, PH) OBP: 0.327, SLG: 0.234 Dan Wheeler, R (8, 1)			X 0-0 ① SH1-4 1-2			F C B B C 2-3 ① K		B B C C F C 2-3 ② K		1	0	0	0	0	1	0
										1	0	0	0	0	1	1
										0	0	0	0	0	0	0

TOP

Houston Astros @ Chicago Cubs
Wrigley Field, Chicago, IL
Mon Jun 11 2007, 7:05 PM CDT
Att. 37,947 - Clear - 75 F

livebaseballscorecards.com

	AB	R	H	RBI	BB	SO	LOB
	27	1	3	0	2	8	9

Inning Stats	1	2	3	4	5	6	7	8	9	1B	SF	WP	PA
R	0	0	0	0	0	0	0	1	0	3	0	0	31
E	0	0	0	0	0	0	0	0	0	2B 0	SAC 1	PB 0	
K	1	1	2	2	0	1	0	1	0	3B 0	DP 2	SB 0	
S	12	11	10	8	12	8	6	12	4	HR 0	HBP 1	CS 0	
H	0	0	1	0	0	0	1	1	0				
LOB	0	1	0	0	0	0	0	1	0				
BB	0	0	0	0	0	0	0	1	0				
P	19	16	16	13	20	13	10	21	9				

PITCHER	IP	WLS	BF	H	R	ER	SO	BB	IBB	HBP	BLK	WP	HR	S	P	ERA	WHIP
38 Carlos Zambrano, R (1, 1) ERA: 4.89	8.0	W	28	3	1	0	8	1	0	1	0	0	0	79	128	0.00	0.500
46 Ryan Dempster, R (9, 1) ERA: 3.94	1.0	S	3	0	0	0	0	1	0	0	0	0	0	4	9	0.00	1.000

PITCHER	IP	WLS	BF	H	R	ER	SO	BB	IBB	HBP	BLK	WP	HR	S	P	ERA	WHIP

Batter	1	2	3	4	5	6	7	8	9	AB	R	H	RBI	BB	SO	LOB
12 Alfonso Soriano, R (1, 7) OBP: 0.360, SLG: 0.542	F F X 0-2 P6 ①		B X 1-0 P6 ①		C B B X 2-1 F8 ③			B X 1-0 F9 ③		4	0	0	0	0	0	0
20 Felix Pie, L (1, 8) OBP: 0.301, SLG: 0.425	B X 1-0 P3 ②		B B B B 4-0 S BB			B F F B B X 3-2 F7 ①				2	0	0	0	1	0	0
25 Derrek Lee, R (1, 3) OBP: 0.402, SLG: 0.498	C C B C 1-3 K ③		B F 1 SAFE F S 1-3 K ②			C B B F F B F B 4-2 L3 BB				2	0	0	0	1	2	1
Jacque Jones, L (1, 9) OBP: 0.293, SLG: 0.321		F F T 0-2 K ①	B S B B B C X 3-2 F7 ③ 1-2			1 SAFE F 1 SAFE F B X 1-2 L3 ②③ 1-1				3	0	0	0	0	1	2
Mark DeRosa, R (1, 5) OBP: 0.347, SLG: 0.444		C B C B X 2-2 F7 ②		X 0-0 G6-3 ①			B X 1-0 F8 ①			3	0	0	0	0	0	0
17 Mike Fontenot, L (1, 4) OBP: 0.462, SLG: 1.000		B B C X 2-1 2 1B 2B		C F B S 1-3 K ②			S X 0-1 2 G1-6-3 1B			3	1	2	0	0	1	0
2 Ryan Theriot, R (1, 6) OBP: 0.333, SLG: 0.347		C B X 1-1 2-H 1B		B C C B B X 3-2 G6-3 ③			X 0-0 G1-6-3 ②③ 1-2f			3	0	1	1	0	0	1
Koyie Hill, S (1, 2) OBP: 0.176, SLG: 0.067		B X 1-0 G3-1 ③			S B X 1-1 G4-3 ①			C B X 1-1 F7 ①		3	0	0	0	0	0	1
38 Carlos Zambrano, S (1, 1) OBP: 0.310, SLG: 0.552 29 Ángel Pagán, S (8, PH) OBP: 0.357, SLG: 0.510 46 Ryan Dempster, R (9, 1)			B F X 1-1 HR		F F C 0-3 K ②			B C F X 1-2 F8 ②		2 1 0	1 0 0	1 0 0	1 0 0	0 0 0	1 0 0	0 0 0
Inning Stats	R: 0 H: 0 E: 0 LOB: 0 K: 1 BB: 0 S: 7 P: 9	R: 1 H: 2 E: 0 LOB: 1 K: 1 BB: 0 S: 11 P: 17	R: 1 H: 1 E: 0 LOB: 1 K: 1 BB: 1 S: 9 P: 19	R: 0 H: 0 E: 0 LOB: 0 K: 1 BB: 0 S: 7 P: 11	R: 0 H: 0 E: 0 LOB: 0 K: 1 BB: 0 S: 7 P: 10	R: 0 H: 0 E: 0 LOB: 0 K: 0 BB: 1 S: 10 P: 18	R: 0 H: 1 E: 0 LOB: 0 K: 0 BB: 0 S: 4 P: 5	R: 0 H: 0 E: 0 LOB: 0 K: 0 BB: 0 S: 6 P: 9		1B: 2 SF: 0 2B: 2 SAC: 0 3B: 0 DP: 2 HR: 1 HBP: 0						

BOTTOM

Houston Astros @ Chicago Cubs

Wrigley Field, Chicago, IL

Mon Jun 11 2007, 7:05 PM CDT

Att. 37,947 - Clear - 75 F

livebaseballscorecards.com

AB	26
R	2
H	4
RBI	2
BB	2
SO	5
LOB	5

PITCHER		IP	WLS	BF	H	R	ER	SO	BB	IBB	HBP	BLK	WP	HR	S	P	ERA	WHIP
Woody Williams, R ERA: 5.51	(1, 1)	7.0	L	25	4	2	2	5	2	0	0	0	0	1	55	89	2.57	0.857
Dan Wheeler, R ERA: 5.22	(8, 1)	1.0		3	0	0	0	0	0	0	0	0	0	0	6	9	0.00	0.000

PITCHER	IP	WLS	BF	H	R	ER	SO	BB	IBB	HBP	BLK	WP	HR	S	P	ERA	WHIP

Batter	1	2	3	4	5	6	7	8	9	10	11	12	13	AB	R	H	RBI	BB	SO	LOB
51 Ichiro Suzuki, L (1, 8) OBP: 0.389, SLG: 0.444	B CU 71 C FA 87 C FA 88 F FA 88 F FA 88 F CU 71 F FA 88 X CU 70 1-2 G4-3 ①	B CU 68 F FA 87 F FA 87 X CU 70 1-2 F8 ③		B FA 88 C CU 70 C FA 88 B CU 72 X SL 82 2-2 FC5-4 ③ 1-2f			B CU 70 X CU 70 1-0 2B	C CH 83 C CH 82 B FA 92 F C CH 84 1-3 K ②			B FA 87 C FA 87 X SL 79 1-1 P6 ①	I I I 4-0 1B IBB	6	0	1	0	1	1	2
4 Jose Lopez, R (1, 4) OBP: 0.338, SLG: 0.438 Jason Davis, R (9, 1) 59 Eric O'Flaherty, L (10, 1) Jamie Burke, R (13, PH) OBP: 0.488, SLG: 0.526 20 J.J. Putz, R (13, 1)	C CU 71 B FA 88 B CU 71 F FA 88 B B 4-2 1B E BB	F FA 88 F CU 71 X 0-2 G5-3 ①	C FA 87 X FA 87 0-1 P6 ①				B SL 81 D SL 80 B FA 92 B FA 92 4-0 BB	B FA 92 C SL 86 B SL 86 F FA 92 B SL 85 X SL 86 3-2 1B		C FA 87 C FA 88 S CH 80 0-3 K ②	B FA 87 B SL 82 C FA 88 X FA 88 2-1 FC6-4 1B 1-2 2-3 3-H	3	0	1	0	2	0	0
														0	0	0	0	0	0	0
														1	0	0	0	0	1	0
														1	0	1	1	0	0	0
														0	0	0	0	0	0	0
Jose Guillen, R (1, 9) OBP: 0.337, SLG: 0.432	1 SAFE X FA 88 0-0 1-3 1B	X CH 80 0-0 HR	X 0-0 F9 ②				C SL 80 S SL 79 B SL 81 B FA 94 S SL 80 2-3 K ③	B SL 84 1 SAFE F SL 86 X SL 86 1-1 G1-3 ③		B FA 88 C FA 88 B FA 89 B SL 81 B FA 89 4-1 BB	F FA 92 B CU 71 X 1-2 FC6-4 ③ 1-2f	6	1	2	1	1	1	6
Raul Ibanez, L (1, 7) OBP: 0.346, SLG: 0.441	C FA 88 S CU 70 C FA 88 0-3 K ②	F CH 82 X FA 88 0-1 F7 ②	B FA 87 C CU 70 X FA 86 1-1 G1-3 ③					C FA 92 B FA 91 F CH 80 B SL 80 B SL 79 X SL 79 3-2 2 1B		B CH 80 X FA 91 1-0 F8 ①		C FA 89 D SL 81 1 SAFE 1 SAFE X SL 80 1-1 F8 ③		6	0	1	0	0	1	3
Richie Sexson, R (1, 3) OBP: 0.291, SLG: 0.383	C CU 70 C FA 88 B FA 89 C FA 89 1-3 K ③	B FA 88 X FA 86 1-0 G4-3 ③		X FA 85 0-0 F7 ①				B FA 93 S SL 79 S FA 91 F SL 82 S SL 80 1-3 K ①		B FA 91 X FA 91 1-0 G6-3 ②			B FA 87 C FA 87 F FA 88 B SL 81 X FA 88 2-2 G6-3 ①	6	0	0	0	0	2	3
2 Kenji Johjima, R (1, 2) OBP: 0.360, SLG: 0.527		C FA 87 C FA 88 X FA 88 0-2 29 2B 56 BLK 1B		X CU 71 0-0 56 1B 2B		C CH 81 F FA 88 B FA 88 X FA 87 1-2 G5-3 ②		B FA 91 S SL 80 S SL 79 F SL 79 X SL 80 1-2 1B		B SL 86 B FA 90 X FA 91 2-0 G5-3 ③			B CH 80 F FA 88 F CH 80 S CH 82 1-3 K ②	6	2	3	0	0	1	0
29 Adrián Beltré, R (1, 5) OBP: 0.310, SLG: 0.467 Jose Vidro, S (11, PH) OBP: 0.348, SLG: 0.362 (11, 4)		B FA 86 B CU 67 X FA 86 2-0 56 BLK 1-3 2B		X CU 70 0-0 G5-3 ①		B CU 71 B CH 82 B FA 87 C FA 87 F FA 87 S CU 70 3-3 K ③		C SL 81 X FA 91 0-1 P3 ②			B FA 90 B FA 91 C FA 91 X FA 90 2-1 L7 ①		B CH 80 X SL 81 1-0 16 1B 2B	4	0	1	0	0	1	3
														2	1	1	0	0	0	0
7 Yuniesky Betancourt, R (1, 6) OBP: 0.324, SLG: 0.423		B FA 87 X CU 69 1-0 G5-6-3 ①		C CU 71 B FA 87 X FA 87 1-1 F8 ②			C CU 69 X CU 70 0-1 G6-4-3 1B	B FA 92 X SL 79 1-0 G6-3 ③			B FA 86 F FA 92 B FA 92 X FA 91 2-1 L8 ②		I I I I 4-0 16 1B 1B IBB	5	1	1	0	1	0	5
56 Jarrod Washburn, L (1, 1) OBP: 0.500, SLG: 0.500 Jason Ellison, R (7, PH) OBP: 0.200, SLG: 0.167 Sean Green, R (7, 1) 35 Brandon Morrow, R (8, 1) George Sherrill, L (8, 1) Ben Broussard, L (9, PH) OBP: 0.329, SLG: 0.429 16 Willie Bloomquist, R (8, 4) OBP: 0.323, SLG: 0.300 (11, 5)		B CU 70 C FA 87 F CU 70 B FA 87 B FA 87 C FA 86 3-3 K ② 2-3 3-H		X CH 82 0-0 51 FC5-4 1B 2-H			C CU 71 1 SAFE F CU 70 X 0-2 G6-4-3 1-2f		X FA 91 0-0 L7 ①		C CH 87 X FA 90 0-1 G6-3 ③		B FA 87 F FA 87 X FA 89 1-1 1B 1-3 2-H 1B	2	0	1	1	0	1	1
														1	0	0	0	0	0	1
														0	0	0	0	0	0	0
														0	0	0	0	0	0	0
														1	0	0	0	0	0	0
														2	0	1	1	0	0	0
Inning Stats	R: 0 E: 1 K: 2 S: 16 H: 1 LOB: 2 BB: 1 P: 22	R: 1 E: 0 K: 1 S: 11 H: 2 LOB: 1 BB: 0 P: 18	R: 1 E: 0 K: 0 S: 7 H: 1 LOB: 0 BB: 0 P: 8	R: 1 E: 0 K: 0 S: 8 H: 2 LOB: 1 BB: 0 P: 11	R: 0 E: 0 K: 0 S: 5 H: 0 LOB: 0 BB: 0 P: 6	R: 0 E: 0 K: 1 S: 7 H: 0 LOB: 0 BB: 0 P: 11	R: 0 E: 0 K: 1 S: 9 H: 2 LOB: 2 BB: 1 P: 16	R: 0 E: 0 K: 1 S: 14 H: 2 LOB: 2 BB: 0 P: 20	R: 0 E: 0 K: 1 S: 10 H: 1 LOB: 1 BB: 0 P: 15	R: 0 E: 0 K: 0 S: 3 H: 0 LOB: 0 BB: 0 P: 7	R: 0 E: 0 K: 0 S: 6 H: 0 LOB: 0 BB: 0 P: 10	R: 0 E: 0 K: 1 S: 8 H: 0 LOB: 1 BB: 1 P: 14	R: 2 E: 0 K: 1 S: 14 H: 3 LOB: 3 BB: 2 P: 30	1B: 9 2B: 4 3B: 0 HR: 1 SF: 0 SAC: 0 DP: 1 HBP: 0	WP: 0 PB: 0 SB: 0 CS: 0 PA: 57						

PITCHER		IP	WLS	BF	H	R	ER	SO	BB	IBB	HBP	BLK	WP	HR	S	P	ERA	WHIP
53 Rich Hill, L ERA: 2.81	(1, 1)	6.2		28	8	3	3	4	1	0	0	1	0	1	60	83	4.05	1.350
49 Carlos Marmol, R ERA: 1.35	(7, 1)	1.1		7	2	0	0	2	1	0	0	0	0	0	17	29	0.00	2.250
46 Ryan Dempster, R ERA: 3.82	(9, 1)	1.0		4	1	0	0	1	0	0	0	0	0	0	10	15	0.00	1.000
Bob Howry, R ERA: 4.06	(10, 1)	2.0		6	0	0	0	0	0	0	0	0	0	0	9	17	0.00	0.000
13 Will Ohman, L ERA: 4.91	(12, 1)	1.2	L	11	3	2	2	2	1	2	0	0	0	0	19	40	10.80	2.400

PITCHER		IP	WLS	BF	H	R	ER	SO	BB	IBB	HBP	BLK	WP	HR	S	P	ERA	WHIP
36 Sean Gallagher, R ERA: 4.91	(13, 1)	0.1		1	0	0	0	0	0	0	0	0	0	0	3	4	0.00	0.000

TOP

Seattle Mariners @ Chicago Cubs

Wrigley Field, Chicago, IL

Tue Jun 12 2007, 7:05 PM CDT

Att. 40,071 - Clear - 70 F

livebaseballscorecards.com

AB	52
R	5
H	14
RBI	4
BB	5
SO	9
LOB	24

Batter	1	2	3	4	5	6	7	8	9	10	11	12	13	AB	R	H	RBI	BB	SO	LOB
12 Alfonso Soriano, R (1, 7) OBP: 0.358, SLG: 0.531	F CH 77 B FA 85 B FA 85 B FA 87 B FA 86 4-1 29 2B BB	B CH 72 X CH 80 1-0 ② G5-3			X FA 85 0-0 ① L7		B SI 88 F FA 88 B SL 76 F X 2-2 ①② G4-3 1-2f		B FA 91 X FA 90 1-0 ① F8		C CH 79 F CH 80 X CH 81 0-2 ② F9		B CH 82 B CH 83 B FA 93 B FA 92 4-0 1-2 2-3 BB	5	1	0	0	2	0	1
29 Ángel Pagán, S (1, 8) OBP: 0.361, SLG: 0.509 Bob Howry, L (9, 9) 38 Carlos Zambrano, S (10, 1) OBP: 0.300, SLG: 0.533 13 Will Ohman, L (11, PH) 36 Sean Gallagher, R (12, 1) Koyie Hill, S (13, 1) OBP: 0.167, SLG: 0.063 (13, PH)	1 SAFE B FA 84 1 SAFE B FC 84 F FA 87 X FA 86 2-1 25 1B 1-H 2B	B FA 87 X FA 87 1-0 ③ P6			C FA 85 B CH 79 B CU 72 B FA 86 B FC 87 4-1 L9-6 25 BB BB		B SI 88 B FA 87 B FA 88 C FA 86 C FA 86 X FA 89 3-2 ③ L8		C FA 92 S FA 94 B FA 92 F FA 86 B FA 92 F FA 92 X FA 87 2-2 ② L7		C CH 80 S CH 81 B FA 90 S CU 82 1-3 ③ K		B FA 92 F FA 92 X CH 83 1-1 ③ G3-1	4	1	1	1	1	0	0 0 1 0 0 0 1
25 Derrek Lee, R (1, 3) OBP: 0.408, SLG: 0.502	F FA 86 B CH 78 B FA 87 X 2-1 FC6 2-H 1B	C CU 70 C FA 85 C FC 85 B CH 78 F CH 81 C FA 88 1-3 ① K			B FC 84 B FC 86 F CH 82 B FA 88 F CH 82 B 4-2 1-2 BB			B FA 88 B FA 87 F SI 88 X 2-1 1B 2B	B FA 87 S FA 94 B SL 79 B FA 93 C B 4-2 BB			C CH 79 F CH 80 B FA 87 X CH 80 1-2 G6-3		4	1	2	1	2	1	0
Michael Barrett, R (1, 2) OBP: 0.304, SLG: 0.426	L CH 71 F FA 86 X FA 87 0-2 ① FC6 2 BB 1B 1-2f	X CH 71 0-0 G5-3 1B			C CH 81 B FA 87 F FA 87 X CH 78 1-2 L9-6 2-3			C CU 74 C SL 76 F SL 75 B SI 88 B SI 88 X SI 87 2-2 2B 2 FC5-2 2-H 1B	C SL 81 F SL 83 P PO 91 X CH 84 1-2 L6			S CU 80 B FA 89 F FA 89 B FA 89 F CU 80 B CH 80 F CU 80 F SL 80 F FA 89 3-3 S FA 80 K		6	0	2	1	0	1	4
Mark DeRosa, R (1, 5) OBP: 0.351, SLG: 0.451	X FA 88 0-0 2 BB 1-2 1B	C FC 86 B FA 86 B X 2-1 ② G5-3 1-2				B FA 86 X 1-0 19 G5-4-3 1B		1 SAFE L SI 86 L SL 77 B SL 76 B SL 75 X SL 76 2-2 2 FC5-2 1-3 2B		B FA 90 C SL 79 B FA 91 F FA 92 B FA 94 F FA 93 F FA 93 F FA 94 F FA 95 3-3 S SL 84 K			B CH 78 B SL 82 B CH 80 C CH 75 C CH 81 S CH 80 3-3 K		6	0	3	0	0	2	1
19 Matt Murton, R (1, 9) OBP: 0.331, SLG: 0.336 15 Cliff Floyd, L (8, PH) OBP: 0.369, SLG: 0.423 46 Ryan Dempster, R (9, 1) Jacque Jones, L (10, 9) OBP: 0.295, SLG: 0.323	F CH 72 F FA 87 C FA 87 0-3 ② K	B CH 71 X CH 80 1-0 ③ G3-1				B X 1-0 ①② G5-4-3 1-2f		I IN 75 I IN 75 I IN 74 I IN 73 4-0 2 FC5-2 IBB		C FA 89 B FA 88 X FA 89 1-1 1B			C S F F C 0-3 ① K	3	0	0	0	1	4
2 Ryan Theriot, R (1, 4) OBP: 0.338, SLG: 0.345 (7, 6)	B FA 88 C FA 88 B FC 87 F FA 87 B FA 87 F FA 88 B FA 88 4-2 1-2 2-3 BB		C FA 85 C FA 87 B FA 87 X FA 87 1-2 ① F7			C FA 87 B FA 87 B FA 86 C FA 85 B FA 86 B FA 87 4-2 S BB		C FA 94 F FA 95 B FA 94 B FA 95 X FA 94 2-2 ① FC5-2 1-2 2-3 3-Hf		1 SAFE X FA 89 0-0 ② F7			B C X 1-1 ② 12 BB 20 1B 1B	4	0	1	0	2	0	4
Cesar Izturis, S (1, 6) OBP: 0.305, SLG: 0.299 49 Carlos Marmol, R (7, 1) 20 Felix Pie, L (8, PH) OBP: 0.302, SLG: 0.422 (9, 8)	C FA 87 X FA 87 0-1 ③ G6-3		C FA 86 X FC 86 0-1 ② G5-3			B F B FA 86 F FA 86 1 SAFE F FA 87 F B F 3-2 X L8 1-2		C FC 77 C FA 88 B FA 90 B FA 89 B FA 88 C FA 89 3-3 ② K		C FA 90 B FA 89 1 SAFE 1 SAFE 1 SAFE F CH 83 F FA 88 B CU 81 X 2-2 F9			B C B X 2-1 12 BB 1-2 1B	3	0	0	0	0	0	4 0 3
53 Rich Hill, L (1, 1) OBP: 0.103, SLG: 0.143 17 Mike Fontenot, L (7, 4) OBP: 0.412, SLG: 0.824		C FC 86 C FA 87 S CU 75 0-3 ① K		S FA 88 F FA 89 F FA 88 S FC 77 0-3 ③ K			B FA 86 C FA 87 X 1-1 12 G4-3 1B	F FC 79 B FC 79 S FA 90 S 1-3 ③ K			C FA 88 F FA 88 B CH 81 S CH 81 1-3 ① K		B C C FA 93 F FA 94 X FA 91 1-2 ② L4	2	0	0	0	0	2	0 5
Inning Stats	R: 2 E: 0 K: 1 S: 17 H: 3 LOB: 3 BB: 2 P: 29	R: 0 E: 0 K: 1 S: 5 H: 0 LOB: 0 BB: 0 P: 7	R: 0 E: 0 K: 1 S: 9 H: 1 LOB: 1 BB: 0 P: 13	R: 0 E: 0 K: 1 S: 9 H: 0 LOB: 0 BB: 0 P: 10	R: 0 E: 0 K: 0 S: 7 H: 0 LOB: 1 BB: 2 P: 16	R: 0 E: 0 K: 0 S: 10 H: 1 LOB: 1 BB: 1 P: 19	R: 0 E: 0 K: 0 S: 8 H: 1 LOB: 0 BB: 0 P: 14	R: 1 E: 0 K: 2 S: 18 H: 3 LOB: 3 BB: 1 P: 34	R: 0 E: 0 K: 0 S: 12 H: 0 LOB: 1 BB: 1 P: 19	R: 0 E: 0 K: 1 S: 14 H: 1 LOB: 1 BB: 0 P: 20	R: 0 E: 0 K: 2 S: 9 H: 0 LOB: 0 BB: 0 P: 11	R: 0 E: 0 K: 2 S: 13 H: 0 LOB: 0 BB: 0 P: 20	R: 0 E: 0 K: 1 S: 15 H: 2 LOB: 3 BB: 1 P: 24	1B: 9 2B: 4 3B: 0 HR: 0 SF: 0 SAC: 0 DP: 3 HBP: 0	WP: 0 PB: 0 SB: 1 CS: 0 PA: 56					

PITCHER		IP	WLS	BF	H	R	ER	SO	BB	IBB	HBP	BLK	WP	HR	S	P	ERA	WHIP
56 Jarrod Washburn, L ERA: 3.87	(1, 1)	6.0		26	5	2	2	4	5	0	0	0	0	0	57	94	3.00	1.667
Sean Green, R ERA: 2.89	(7, 1)	1.0	B	6	4	1	1	0	0	0	0	0	0	0	17	29	9.00	4.000
35 Brandon Morrow, R ERA: 1.8	(8, 1)	0.1		2	0	0	0	0	0	1	0	0	0	0	3	9	0.00	0.000
George Sherrill, L ERA: 1.74	(8, 1)	0.2		2	0	0	0	2	0	0	0	0	0	0	6	10	0.00	0.000
Jason Davis, R ERA: 4.13	(9, 1)	1.1		5	0	0	0	1	1	0	0	0	0	0	19	29	0.00	0.750

PITCHER		IP	WLS	BF	H	R	ER	SO	BB	IBB	HBP	BLK	WP	HR	S	P	ERA	WHIP
59 Eric O'Flaherty, L ERA: 2.53	(10, 1)	2.2	W	9	1	0	0	4	0	0	0	0	0	0	29	41	0.00	0.375
20 J.J. Putz, R ERA: 1.19	(13, 1)	1.0	S	6	2	0	0	1	1	0	0	0	0	0	15	24	0.00	3.000

BOTTOM

Seattle Mariners @ Chicago Cubs

Wrigley Field, Chicago, IL

Tue Jun 12 2007, 7:05 PM CDT

Att. 40,071 - Clear - 70 F

livebaseballscorecards.com

AB	48
R	3
H	12
RBI	3
BB	8
SO	12
LOB	30

Batter	1	2	3	4	5	6	7	8	9	AB	R	H	RBI	BB	SO	LOB
51 Ichiro Suzuki, L (1, 8) OBP: 0.394, SLG: 0.457	X FA 84 0-0 WP 4 PB FC5-2-5-1 1B		C FA 85 X FA 85 0-1 ① G4-3			X CH 80 0-0 4 G6-3 3B		B CU 71 F FA 84 B CU 80 F FA 84 X FA 85 2-2 1B		4	1	3	0	0	0	0
4 Jose Lopez, R (1, 4) OBP: 0.332, SLG: 0.430 49 Jake Woods, L (8, 1)	1 SAFE C FA 85 B FA 86 C FA 82 X CU 74 1-2 ① G6-3 1-2		B FA 85 F FA 82 X CH 81 1-1 ② P5			C FA 84 X CH 81 0-1 ① G6-3 3-H		B FA 85 1 SAFE F CU 78 1 SAFE X CH 80 1-1 ③ G6-3		4 0	0 0	0 0	1 0	0 0	0 0	2 0
Jose Guillen, R (1, 9) OBP: 0.336, SLG: 0.429	B CU 78 X FA 86 1-0 ② FC5-2-5-1 2-H		B FA 85 B FA 85 B SL 81 C FA 85 X FA 85 3-1 ③ G6-3			S CU 72 B CU 72 C FA 86 F FA 86 X CU 71 1-2 G6-4-3 1B			S FA 91 S SL 87 B FA 91 S FA 92 1-3 ① K	4	0	1	0	0	1	1
Raul Ibanez, L (1, 7) OBP: 0.340, SLG: 0.433	B FA 87 X CH 82 1-0 ③ F8			B FA 83 B FA 85 S CH 80 X CH 80 2-1 ① G3		S FA 84 B FA 84 B FA 85 1 SAFE F CH 81 X CU 76 2-2 ②③ G6-4-3 1-2f			C FA 92 B FA 92 B SL 87 S FA 92 X FA 92 2-2 ② G6-3	4	0	0	0	0	0	2
Richie Sexson, R (1, 3) OBP: 0.294, SLG: 0.400		C FA 84 X FA 84 0-1 HR		B CU 72 F CH 81 F FA 85 X CU 73 1-2 2 G6-4-3 1B			B CH 80 F CH 80 X CH 81 1-1 ① F9		C SL 87 X FA 92 0-1 ③ G5-3	4	1	2	1	0	0	0
2 Kenji Johjima, R (1, 2) OBP: 0.355, SLG: 0.518		B FA 85 S CH 80 X CH 81 1-1 ① F7		X FA 82 0-0 ②③ G6-4-3 1-2f			B FA 83 B FA 86 F CH 82 F FA 85 X CH 80 2-2 ② F7			3	0	0	0	0	0	1
7 Yuniesky Betancourt, R (1, 6) OBP: 0.325, SLG: 0.422		C FA 85 X FA 85 0-1 16 FC5-4 1B			C FA 83 X CH 80 0-1 ① F7		S FA 84 B CH 82 F CU 80 F CU 74 F FA 85 F CU 74 X CU 80 1-2 ③ F7			3	0	1	0	0	0	0
16 Willie Bloomquist, R (1, 5) OBP: 0.309, SLG: 0.286		1 SAFE X FA 85 0-0 ② FC5-4 1-2f			C FA 84 B CU 72 B CH 81 X CH 81 2-1 ② G4-3			B CH 80 X CH 81 1-0 ① G4-3		3	0	0	0	0	0	1
43 Miguel Batista, R (1, 1) Jose Vidro, S (8, PH) OBP: 0.346, SLG: 0.361 (8, 4)		B CU 79 B FA 86 C FA 84 S CH 81 F CH 79 X CH 80 2-2 ③ G5-3			C FA 84 F FA 85 B CU 72 S CU 72 1-3 ③ K			B CH 80 C CH 80 B FA 83 X FA 84 2-1 ② G5-3		2 1	0 0	0 0	0 0	0 0	1 0	1 0
Inning Stats	R: 0 H: 1 E: 0 LOB: 1 K: 0 BB: 0 S: 6 P: 9	R: 1 H: 2 E: 0 LOB: 1 K: 0 BB: 0 S: 11 P: 14	R: 0 H: 0 E: 0 LOB: 0 K: 0 BB: 0 S: 6 P: 10	R: 0 H: 1 E: 0 LOB: 0 K: 0 BB: 0 S: 6 P: 9	R: 0 H: 0 E: 0 LOB: 0 K: 1 BB: 0 S: 7 P: 10	R: 1 H: 2 E: 0 LOB: 0 K: 0 BB: 0 S: 10 P: 13	R: 0 H: 0 E: 0 LOB: 0 K: 0 BB: 0 S: 11 P: 15	R: 0 H: 1 E: 0 LOB: 1 K: 0 BB: 0 S: 8 P: 14	R: 0 H: 0 E: 0 LOB: 0 K: 1 BB: 0 S: 8 P: 11	1B: 5 SF: 0 2B: 0 SAC: 0 3B: 1 DP: 2 HR: 1 HBP: 0						

TOP

Seattle Mariners @ Chicago Cubs

Wrigley Field, Chicago, IL

Wed Jun 13 2007, 7:05 PM CDT

Att. 40,163 - Clear - 76 F

livebaseballscorecards.com

AB	32
R	2
H	7
RBI	2
BB	0
SO	2
LOB	8

WP: 1 PB: 1 SB: 0 CS: 0 PA: 32

PITCHER		IP	WLS	BF	H	R	ER	SO	BB	IBB	HBP	BLK	WP	HR	S	P	ERA	WHIP
45 Sean Marshall, L ERA: 2.12	(1, 1)	8.0	W	29	7	2	2	1	0	0	0	0	1	1	65	94	2.25	0.875
46 Ryan Dempster, R ERA: 3.69	(9, 1)	1.0	S	3	0	0	0	1	0	0	0	0	0	0	8	11	0.00	0.000

PITCHER		IP	WLS	BF	H	R	ER	SO	BB	IBB	HBP	BLK	WP	HR	S	P	ERA	WHIP

Seattle Mariners @ Chicago Cubs

Wrigley Field, Chicago, IL

Wed Jun 13 2007, 7:05 PM CDT

Att. 40,163 - Clear - 76 F

livebaseballscorecards.com

BOTTOM

Batter	1	2	3	4	5	6	7	8	9	AB	R	H	RBI	BB	SO	LOB
12 Alfonso Soriano, R (1, 7) OBP: 0.352, SLG: 0.520	F9		G1-3	K		G6-4-3		G5-3		5	0	0	0	0	1	3
20 Felix Pie, L (1, 8) OBP: 0.320, SLG: 0.424	25 S BB		25 E 15 G4-3 BB		25 CS 1B	G4-3				2	1	1	0	2	0	0
25 Derrek Lee, R (1, 3) OBP: 0.413, SLG: 0.504	1-2 BB		E7 15 G4-3 1-3 1B		2 E 17 1B BB 1-2 1B		G6-3			3	1	2	0	1	0	0
15 Cliff Floyd, L (1, 9) OBP: 0.365, SLG: 0.417 29 Ángel Pagán, S (7, PR) OBP: 0.361, SLG: 0.509 (8, 9)	F5		G4-3 2-3 3-H		F8		2 FC4-6 1B 1B			4 0	0 0	1 0	1 0	0 0	0 0	4 0
Mark DeRosa, R (1, 5) OBP: 0.354, SLG: 0.449	G1-3		K	2 E 17 1B 1-2 BB			2 FC4-6 1-2 1B			3	1	1	0	1	1	3
2 Ryan Theriot, R (1, 6) OBP: 0.332, SLG: 0.338		G4-3	G3	E6 17 1B 1-2 2-3			FC4-6 17 S 1-2f 2-3			4	0	0	0	0	0	4
17 Mike Fontenot, L (1, 4) OBP: 0.429, SLG: 0.762		G4-3	1B 1B	1-2 2-H 3-H 1B			G4-3 1-2			4	0	2	2	0	0	2
Koyie Hill, S (1, 2) OBP: 0.227, SLG: 0.150		1B	1-3 1B	G1-3				G6-3		4	0	2	0	0	0	2
45 Sean Marshall, L (1, 1) Michael Barrett, R (8, PH) OBP: 0.303, SLG: 0.424 46 Ryan Dempster, R (9, 1)	G6-3		K		12 G6-4-3 BB			P6		2 1 0	0 0 0	0 0 0	0 0 0	1 0 0	1 0 0	3 0 0
Inning Stats	R: 0 E: 0 K: 0 S: 7 H: 0 LOB: 2 BB: 2 P: 19	R: 0 E: 0 K: 0 S: 11 H: 1 LOB: 1 BB: 0 P: 15	R: 1 E: 1 K: 1 S: 10 H: 1 LOB: 1 BB: 1 P: 17	R: 0 E: 0 K: 2 S: 11 H: 2 LOB: 2 BB: 0 P: 12	R: 2 E: 1 K: 0 S: 14 H: 3 LOB: 2 BB: 1 P: 23	R: 0 E: 0 K: 0 S: 9 H: 0 LOB: 0 BB: 1 P: 13	R: 0 E: 0 K: 0 S: 10 H: 2 LOB: 3 BB: 0 P: 15	R: 0 E: 0 K: 0 S: 4 H: 0 LOB: 0 BB: 0 P: 9		1B: 9 2B: 0 3B: 0 HR: 0	SF: 0 SAC: 0 DP: 1 HBP: 0					

PITCHER		IP	WLS	BF	H	R	ER	SO	BB	IBB	HBP	BLK	WP	HR	S	P	ERA	WHIP
43 Miguel Batista, R ERA: 5.1	(1, 1)	7.0	L	34	9	3	1	3	5	0	0	0	0	0	72	114	1.29	2.000
49 Jake Woods, L ERA: 5.19	(8, 1)	1.0		3	0	0	0	0	0	0	0	0	0	0	4	9	0.00	0.000

PITCHER	IP	WLS	BF	H	R	ER	SO	BB	IBB	HBP	BLK	WP	HR	S	P	ERA	WHIP

AB	32
R	3
H	9
RBI	3
BB	5
SO	3
LOB	21

WP: 0 PB: 0 SB: 2 CS: 1 PA: 37

Batter	1	2	3	4	5	6	7	8	9	AB	R	H	RBI	BB	SO	LOB
51 Ichiro Suzuki, L (1, 8) OBP: 0.396, SLG: 0.455	B FA 88 X FA 88 1-0 F7		C FA 89 X FA 88 0-1 G6-3			B FA 87 B CH 79 B FA 87 B FA 86 4-0 4 E 1-2 2B BB		B FA 92 X FA 92 1-0 4 SH1-3 1B		3	1	1	0	1	0	1
4 Jose Lopez, R (1, 4) OBP: 0.328, SLG: 0.424	C CU 72 B CU 73 B FA 88 C FA 88 B FA 88 X FA 89 3-2 G5-3			C SL 79 B SL 79 F FA 88 S SL 80 1-3 K		D SL 80 C FA 88 X FA 87 1-1 E5 1-3 2-H 2B		1 SAFE 1 SAFE F FA 90 X FA 93 0-1 SH1-3 1-2		3	1	0	0	0	1	1
Jose Guillen, R (1, 9) OBP: 0.339, SLG: 0.425	C FA 90 B FA 89 F SL 83 C FA 89 1-3 K			C FA 88 B FA 88 B FA 89 X FA 88 2-1 F7		B FA 88 D FA 90 B FA 88 F FA 88 B FA 90 4-1 2B BB		B FA 93 B FA 92 B SL 79 B FA 91 4-0 BB		2	1	0	0	2	1	0
Raul Ibanez, L (1, 7) OBP: 0.339, SLG: 0.434		B FA 88 C FA 88 C CH 80 X FA 88 1-2 G3-1		B SL 80 B FA 88 X FA 87 2-0 F8		C FA 88 B FA 90 B SL 81 F FA 89 X CH 83 2-2 1-H 2-H 3-H 2B		C SL 77 B FA 84 F CU 73 F CU 76 B FA 87 F CU 74 X CU 77 2-2 L9		4	0	1	3	0	0	2
Richie Sexson, R (1, 3) OBP: 0.289, SLG: 0.393 Sean Green, R (8, 1)		X CU 71 0-0 G5-3			B FA 87 B FA 90 S FA 87 S FA 87 S FA 87 2-3 K	D SL 83 X FA 90 1-0 G5-3		B FA 93 C FA 92 B FA 93 X 2-1 F8		4 0	0 0	0 0	0 0	0 0	1 0	3 0
7 Yuniesky Betancourt, R (1, 6) OBP: 0.319, SLG: 0.414		C FA 88 B FA 88 S SL 81 S SL 82 1-3 K			B FA 90 X FA 89 1-0 G5-3	B SL 85 X FA 90 1-0 G5-3			C FA 93 F FA 92 F FA 93 B FA 91 S FA 92 1-3 K	4	0	0	0	0	2	1
16 Willie Bloomquist, R (1, 5) OBP: 0.292, SLG: 0.269			C FA 89 B FA 88 B FA 88 X FA 89 2-1 G6-3		F FA 89 F FA 88 C FA 88 0-3 K		B FA 91 C SL 79 B FA 92 C SL 79 S SL 82 2-3 K		S FA 92 S FA 92 B FA 93 S FA 92 1-3 K	4	0	0	0	0	3	0
Jamie Burke, R (1, 2) OBP: 0.478, SLG: 0.537 2 Kenji Johjima, R (9, PH) OBP: 0.353, SLG: 0.516			B CU 70 C FA 89 X FA 88 1-1 36 SH3 2B			C FA 89 X SL 81 0-1 G5-3	C FA 91 B FA 91 C SL 79 S SL 79 1-3 K		X FA 92 0-0 G6-3	3 1	0 0	1 0	0 0	0 0	1 0	0 0
36 Jeff Weaver, R (1, 1) Jason Ellison, R (7, PH) OBP: 0.192, SLG: 0.160 George Sherrill, L (7, 1) 35 Brandon Morrow, R (8, 1) Ben Broussard, L (8, 3) OBP: 0.329, SLG: 0.426			C FA 88 X FA 89 0-1 SH3 2-3			B FA 88 B FA 87 S FA 85 F FA 87 H FA 88 3-2 51 BB 4 E HBP	C FA 92 C FA 92 C SL 80 0-3 K			0 1 0 0 0	1 0 0 0 0	0 0 0 0 0	0 0 0 0 0	0 0 0 0 0	0 1 0 0 0	0 0 0 0 0
Inning Stats	R: 0 E: 0 K: 1 S: 7 H: 0 LOB: 0 BB: 0 P: 12	R: 0 E: 0 K: 1 S: 7 H: 0 LOB: 0 BB: 0 P: 9	R: 0 E: 0 K: 0 S: 8 H: 1 LOB: 1 BB: 0 P: 11	R: 0 E: 0 K: 1 S: 6 H: 0 LOB: 0 BB: 0 P: 11	R: 0 E: 0 K: 2 S: 7 H: 0 LOB: 0 BB: 0 P: 10	R: 4 E: 1 K: 0 S: 12 H: 1 LOB: 1 BB: 2 P: 28	R: 0 E: 0 K: 3 S: 9 H: 0 LOB: 0 BB: 0 P: 12	R: 0 E: 0 K: 0 S: 10 H: 1 LOB: 2 BB: 1 P: 19	R: 0 E: 0 K: 2 S: 8 H: 0 LOB: 0 BB: 0 P: 10	1B: 1 2B: 2 3B: 0 HR: 0 SF: 0 SAC: 2 DP: 0 HBP: 1						

PITCHER	IP	WLS	BF	H	R	ER	SO	BB	IBB	HBP	BLK	WP	HR	S	P	ERA	WHIP
Jason Marquis, R (1, 1) ERA: 3.14	5.1		22	2	4	3	5	2	0	1	0	0	0	45	77	5.06	0.750
43 Michael Wuertz, R (6, 1) ERA: 3.03	0.2		2	0	0	0	0	0	0	0	0	0	0	2	4	0.00	0.000
49 Carlos Marmol, R (7, 1) ERA: 1.23	1.1		6	1	0	0	3	1	0	0	0	0	0	12	20	0.00	1.500
50 Clay Rapada, L (8, 1) ERA:	0.1		1	0	0	0	0	0	0	0	0	0	0	5	7	0.00	0.000
Bob Howry, R (8, 1) ERA: 3.9	1.1	W	4	0	0	0	2	0	0	0	0	0	0	10	14	0.00	0.000

PITCHER	IP	WLS	BF	H	R	ER	SO	BB	IBB	HBP	BLK	WP	HR	S	P	ERA	WHIP

TOP

Seattle Mariners @ Chicago Cubs

Wrigley Field, Chicago, IL

Thu Jun 14 2007, 1:20 PM CDT

Att. 39,846 - Sunny - 81 F

livebaseballscorecards.com

AB	29
R	4
H	3
RBI	3
BB	3
SO	10
LOB	8

WP: 0 PB: 0 SB: 0 CS: 0 PA: 35

Seattle Mariners @ Chicago Cubs

Wrigley Field, Chicago, IL

Thu Jun 14 2007, 1:20 PM CDT

Att. 39,846 - Sunny - 81 F

BOTTOM

livebaseballscorecards.com

Batter	1	2	3	4	5	6	7	8	9	AB	R	H	RBI	BB	SO	LOB
12 Alfonso Soriano, R (1, 7) OBP: 0.353, SLG: 0.522	F CH 84 X FA 87 0-1 20 3B 2B	C SL 78 B SL 78 S FA 88 F SL 80 F SL 77 B FA 88 F FA 89 X FA 89 2-2 1B		F CU 74 C FA 89 X FA 88 0-2 ③ G4-3		B FA 90 X FA 89 1-0 ③ F7		C CH 80 F CH 80 F CH 84 F CH 83 F CU 70 S CH 69 0-3 ② K		5	1	2	0	0	1	5
20 Felix Pie, L (1, 8) OBP: 0.314, SLG: 0.433	B FA 86 B FA 87 F FA 87 X FA 88 2-1 15 1B 2-H 3B	C CU 73 X FA 85 0-1 ③ F9			B CU 69 F CU 70 F FA 88 X CU 72 1-2 ① G4-3		C FC 77 B FA 88 X FC 76 1-1 ① F8	B SI 88 B CU 72 B FA 86 C SI 86 X FA 88 3-1 ③ G6-3		5	1	1	1	0	0	3
25 Derrek Lee, R (1, 3) OBP: 0.407, SLG: 0.496	C SL 80 B FA 87 X SL 78 1-1 ① P4		C FA 86 F FA 88 C 0-3 ① K		B CU 74 C FA 88 C FA 88 X SL 76 1-2 ② F8		C FA 89 C CH 80 B FA 90 F FA 90 F FA 91 X FC 77 1-2 ② F7			4	0	0	0	0	1	1
15 Cliff Floyd, L (1, 9) OBP: 0.377, SLG: 0.429 Bob Howry, L (8, 1)	X CH 84 0-0 17 3B 3-H 1B		C FA 87 C FA 88 B FA 88 B FA 88 B CU 73 X FA 90 3-2 17 G5-3 1B 1B		B CU 74 X FA 89 1-0 FC6-4 1B		B FA 89 C FA 89 B FA 90 C FC 76 S FA 90 2-3 ③ K			4 0	1 0	3 0	1 0	0 0	1 0	0 0
Mark DeRosa, R (1, 5) OBP: 0.356, SLG: 0.447	B FA 86 S SL 76 1 SAFE B FA 87 F SL 77 X SL 78 2-2 ② F7		B FA 85 1 SAFE C FA 87 F FA 87 X SL 79 1-2 1-2 1B		F SL 78 B FA 89 B FA 89 X SL 78 2-1 ③ FC6-4 1-2f			B SL 85 B FA 93 B FA 92 B FA 92 4-0 SH5-4 17 BB 2B BB		3	1	1	0	1	0	2
17 Mike Fontenot, L (1, 4) OBP: 0.440, SLG: 0.792	C CH 83 B CH 84 X CH 84 1-1 1-H 3B		C FA 88 B CU 75 C CU 73 F FA 90 F CU 75 X FA 91 1-2 ② ③ G5-3 2-3f			C CU 71 X FA 89 0-1 ① G4-3		1 SAFE C FA 92 B FA 92 B FA 92 B FA 92 B FA 92 4-1 SH5-4 1-2 2B BB		3	1	1	1	1	0	2
Koyie Hill, S (1, 2) OBP: 0.280, SLG: 0.227	X FA 87 0-0 ③ F7			X CH 85 0-0 FC1-5-6 2B		C CH 72 B CU 72 B FA 89 C CU 72 B FA 90 F CU 71 F FA 89 B FA 90 4-2 1B WP BB		B FA 91 L FA 90 B FA 92 X FA 91 2-1 ① SH5-4 1-2 2-3		2	0	1	0	1	0	1
Cesar Izturis, S (1, 6) OBP: 0.310, SLG: 0.310		C FA 87 B CU 74 X CU 72 1-1 ① G3		B CU 71 B CU 71 X FA 87 2-0 ① L8		B SL 74 X CU 72 1-0 1-3 1B		F FA 93 B FA 92 X FA 92 1-1 29 1B 2-H 3-H 2B		4	0	2	2	0	0	1
Jason Marquis, L (1, 1) OBP: 0.209, SLG: 0.324 43 Michael Wuertz, R (6, 1) Jacque Jones, L (6, PH) OBP: 0.293, SLG: 0.321 49 Carlos Marmol, R (7, 1) 50 Clay Rapada, R (8, 1) 29 Ángel Pagán, S (8, 9) OBP: 0.371, SLG: 0.518		B FA 87 C FA 88 S CH 80 F FA 89 C CU 75 1-3 ② K		C CU 73 X CU 73 0-1 ② FC1-5-6 2-3		F FA 89 1 SAFE B CU 73 B FA 88 F CU 73 F FA 90 X SL 77 2-2 ② F8		X SL 85 0-0 2-3 1B		2 0 1 0 0 1	0 0 0 0 0 0	0 0 0 0 0 1	0 0 0 0 0 0	1 0 0 0 0 0	1 0 2 0 0 0	1 0 0 0 0 0
Inning Stats	R: 3 H: 4 E: 0 LOB: 1 K: 0 BB: 0 S: 13 P: 19	R: 0 H: 1 E: 0 LOB: 1 K: 1 BB: 0 S: 14 P: 18	R: 0 H: 2 E: 0 LOB: 1 K: 1 BB: 0 S: 14 P: 19	R: 0 H: 1 E: 0 LOB: 1 K: 0 BB: 0 S: 7 P: 9	R: 0 H: 1 E: 0 LOB: 1 K: 0 BB: 0 S: 9 P: 14	R: 0 H: 1 E: 0 LOB: 2 K: 0 BB: 1 S: 12 P: 20	R: 0 H: 0 E: 0 LOB: 0 K: 1 BB: 0 S: 10 P: 14	R: 2 H: 2 E: 0 LOB: 2 K: 1 BB: 2 S: 14 P: 28		1B: 7 2B: 3 3B: 2 HR: 0	SF: 0 SAC: 1 DP: 1 HBP: 0			WP: 1 PB: 0 SB: 0 CS: 0	PA: 38	

	AB	R	H	RBI	BB	SO	LOB
	34	5	12	5	3	4	18

PITCHER		IP	WLS	BF	H	R	ER	SO	BB	IBB	HBP	BLK	WP	HR	S	P	ERA	WHIP
36 Jeff Weaver, R ERA: 10.97	(1, 1)	6.0		28	10	3	3	2	1	0	0	0	1	0	69	99	4.50	1.833
George Sherrill, L ERA: 1.66	(7, 1)	1.0	H	3	0	0	0	1	0	0	0	0	0	0	10	14	0.00	0.000
35 Brandon Morrow, R ERA: 2.49	(8, 1)	0.1	L	5	2	2	2	0	2	0	0	0	0	0	6	17	54.00	12.000
Sean Green, R ERA: 2.79	(8, 1)	0.2		2	0	0	0	1	0	0	0	0	0	0	8	11	0.00	0.000

PITCHER	IP	WLS	BF	H	R	ER	SO	BB	IBB	HBP	BLK	WP	HR	S	P	ERA	WHIP

San Diego Padres @ Chicago Cubs

Wrigley Field, Chicago, IL

Fri Jun 15 2007, 1:20 PM CDT

Att. 40,479 - Sunny - 82 F

TOP

livebaseballscorecards.com

Batter	1	2	3	4	5	6	7	8	9	AB	R	H	RBI	BB	SO	LOB
Hiram Bocachica, R (1, 9) OBP: 0.245, SLG: 0.362	C B F B S 2-3 ① K		C C F S 0-3 ② K			B C X 1-1 23 3B 2B		B B B C C X 3-2 ① P5		4	1	1	0	0	2	1
José Cruz Jr., S (1, 7) OBP: 0.355, SLG: 0.434	C X 0-1 28 S 23 BB 1B		B B X 2-0 ③ F7			B C X 1-1 ① F7		F X 0-1 ② P3		4	0	1	0	0	0	2
23 Adrián González, L (1, 3) OBP: 0.355, SLG: 0.519	B 1 B B B SAFE 4-0 1-2 BB			B F X 1-1 ① G4-3		B F S X 1-2 2-H 3B		C S S 0-3 ③ K		3	0	1	1	1	1	1
Mike Cameron, R (1, 8) OBP: 0.302, SLG: 0.387	B B B C X 3-1 ② F7			X 0-0 ② G5-3		B X 1-0 ② P3			B X 1-0 ① L7	4	0	0	0	0	0	3
28 Josh Bard, S (1, 2) OBP: 0.328, SLG: 0.350	B C B C B F X 3-2 ③ P4 2-3			X 0-0 2B		X 0-0 ③ P4			C F B B X 2-2 ② F8	4	0	1	0	0	0	3
3 Khalil Greene, R (1, 6) OBP: 0.267, SLG: 0.428		B C F F X 1-2 ① F7		B B F X 2-1 ③ L5			B F X 1-1 16 G6-4-3 1B		F F B S 1-3 ③ K	4	0	1	0	0	1	1
16 Chase Headley, S (1, 5)		B X 1-0 ② F8			C F X 0-2 ① L9		B C 1 SAFE B X 2-1 ① ② G6-4-3 1-2f			3	0	0	0	0	0	1
Geoff Blum, S (1, 4) OBP: 0.258, SLG: 0.299		C B X 1-1 ③ G4-3			B X 1-0 ② G5-3		X 0-0 ③ P3			3	0	0	0	0	0	0
David Wells, L (1, 1) OBP: 0.083, SLG: 0.083			C S X 0-2 ① L5		C X 0-1 ③ B1-3			X 0-0 1B		2	0	0	0	0	0	0
43 Cla Meredith, R (7, 1)										0	0	0	0	0	0	0
Russell Branyan, L (8, PH) OBP: 0.382, SLG: 0.457										1	0	1	0	0	0	0
41 Kevin Cameron, R (8, 1)										0	0	0	0	0	0	0

	AB	32
	R	1
	H	6
	RBI	1
	BB	1
	SO	4
	LOB	12

Inning Stats	1	2	3	4	5	6	7	8	9
	R: 0 E: 0 K: 1 S: 11 H: 1 LOB: 2 BB: 1 P: 23	R: 0 E: 0 K: 0 S: 7 H: 0 LOB: 0 BB: 0 P: 10	R: 0 E: 0 K: 1 S: 8 H: 0 LOB: 0 BB: 0 P: 10	R: 0 E: 0 K: 0 S: 6 H: 1 LOB: 1 BB: 0 P: 9	R: 0 E: 0 K: 0 S: 6 H: 0 LOB: 0 BB: 0 P: 7	R: 1 E: 0 K: 0 S: 9 H: 2 LOB: 1 BB: 0 P: 13	R: 0 E: 0 K: 0 S: 5 H: 1 LOB: 0 BB: 0 P: 8	R: 0 E: 0 K: 1 S: 9 H: 1 LOB: 1 BB: 0 P: 12	R: 0 E: 0 K: 1 S: 7 H: 0 LOB: 0 BB: 0 P: 11

	1B: 3	SF: 0	WP: 0	PA: 33
	2B: 2	SAC: 0	PB: 0	
	3B: 1	DP: 1	SB: 1	
	HR: 0	HBP: 0	CS: 0	

PITCHER		IP	WLS	BF	H	R	ER	SO	BB	IBB	HBP	BLK	WP	HR	S	P	ERA	WHIP
30 Ted Lilly, L ERA: 3.69	(1, 1)	8.0	W	30	6	1	1	3	1	0	0	0	0	0	61	92	1.12	0.875
46 Ryan Dempster, R ERA: 3.58	(9, 1)	1.0	S	3	0	0	0	1	0	0	0	0	0	0	7	11	0.00	0.000

PITCHER		IP	WLS	BF	H	R	ER	SO	BB	IBB	HBP	BLK	WP	HR	S	P	ERA	WHIP

Batter	1	2	3	4	5	6	7	8	9	AB	R	H	RBI	BB	SO	LOB
12 Alfonso Soriano, R (1, 7) OBP: 0.351, SLG: 0.529	X 0-0 ① G6-3		B C C S 1-3 ① K	C X 0-1 ③ F8		C B F X 1-2 HR				4	1	1	1	0	1	2
20 Felix Pie, L (1, 8) OBP: 0.303, SLG: 0.416	B F F B X 2-2 ② G6-3		F C F S 0-3 ② K		L F B B F C 2-3 ① K	C F B X 1-2 ③ G4-3				4	0	0	0	0	2	0
25 Derrek Lee, R (1, 3) OBP: 0.415, SLG: 0.517	X 0-0 BB 15 1B 1B		C B C B X 2-2 2B		C F F B F X 1-2 2B		B B X 2-0 G4-6-3 2B			4	0	4	0	0	0	0
15 Cliff Floyd, L (1, 9) OBP: 0.381, SLG: 0.426 29 Ángel Pagán, S (7, PR) OBP: 0.371, SLG: 0.518 (8, 9)	S C B F X 1-2 BB 1-2 1B		B B F S S 2-3 ③ K		C S X 0-2 ② P6		B B B S B 4-1 G4-6-3 BB			3 0	0 0	1 0	0 0	1 0	1 0	2 0
Mark DeRosa, R (1, 5) OBP: 0.359, SLG: 0.451	B B B C C B 4-2 1-2 2-3 BB			C X 0-1 1B 17 SF9 2B	C B B F X 2-2 ③ P4		C B L B X 2-2 ① ② G4-6-3 1-2f 2-3			3	1	1	0	1	0	3
Michael Barrett, R (1, 2) OBP: 0.306, SLG: 0.426	X 0-0 ③ F8			B C X 1-1 2 1B 2-3 1B		C F X 0-2 17 HR 1B	B F B F X 2-2 ③ P3			4	1	2	0	0	0	5
17 Mike Fontenot, L (1, 4) OBP: 0.414, SLG: 0.852		C B X 1-1 ① F7		C C X 0-2 ① SF9 3-H		X 0-0 1-H HR		C F B F B F X 2-2 ① G4-3		3	1	1	3	0	0	0
2 Ryan Theriot, R (1, 6) OBP: 0.330, SLG: 0.337		B C B B X 3-1 ② L9		C B B B 1 SAFE F B X 3-2 1-2 1B		X 0-0 ① G4-3		C C X 0-2 ② G4-3		4	0	1	0	0	0	0
30 Ted Lilly, L (1, 1) OBP: 0.103, SLG: 0.103 Jacque Jones, L (8, PH) OBP: 0.292, SLG: 0.319 46 Ryan Dempster, R (9, 1)		F X 0-1 ③ B1-3		X 0-0 ② B2		X 0-0 ② G4-3		X 0-0 ③ G4-3		3 1 0	0 0 0	0 0 0	0 0 0	0 0 0	0 0 0	2 0 0
Inning Stats	R: 0 E: 0 K: 0 S: 12 H: 2 LOB: 3 BB: 1 P: 19	R: 0 E: 0 K: 0 S: 6 H: 0 LOB: 0 BB: 0 P: 10	R: 0 E: 0 K: 3 S: 13 H: 1 LOB: 1 BB: 0 P: 18	R: 1 E: 0 K: 0 S: 13 H: 3 LOB: 2 BB: 0 P: 17	R: 0 E: 0 K: 1 S: 15 H: 1 LOB: 1 BB: 0 P: 20	R: 3 E: 0 K: 0 S: 12 H: 3 LOB: 0 BB: 0 P: 14	R: 0 E: 0 K: 0 S: 8 H: 1 LOB: 2 BB: 1 P: 18	R: 0 E: 0 K: 0 S: 9 H: 0 LOB: 0 BB: 0 P: 11		1B: 5 2B: 4 3B: 0 HR: 2	SF: 1 SAC: 0 DP: 1 HBP: 0					

PITCHER		IP	WLS	BF	H	R	ER	SO	BB	IBB	HBP	BLK	WP	HR	S	P	ERA	WHIP
David Wells, L ERA: 4.86	(1, 1)	6.0	L	29	10	4	4	4	1	0	0	0	0	2	71	98	6.00	1.833
43 Cla Meredith, R ERA: 4.31	(7, 1)	1.0		4	1	0	0	0	1	0	0	0	0	0	8	18	0.00	2.000
41 Kevin Cameron, R ERA: 0.4	(8, 1)	1.0		3	0	0	0	0	0	0	0	0	0	0	9	11	0.00	0.000

PITCHER	IP	WLS	BF	H	R	ER	SO	BB	IBB	HBP	BLK	WP	HR	S	P	ERA	WHIP

BOTTOM

San Diego Padres @ Chicago Cubs

Wrigley Field, Chicago, IL

Fri Jun 15 2007, 1:20 PM CDT

Att. 40,479 - Sunny - 82 F

livebaseballscorecards.com

AB	33
R	4
H	11
RBI	4
BB	2
SO	4
LOB	14

1B: 5 2B: 4 3B: 0 HR: 2 SF: 1 SAC: 0 DP: 1 HBP: 0

WP: 0 PB: 0 SB: 0 CS: 0 PA: 36

Batter	1	2	3	4	5	6	7	8	9	AB	R	H	RBI	BB	SO	LOB
22 Marcus Giles, R (1, 4) OBP: 0.340, SLG: 0.359	B B C S S 2-3 ① K		S B X 1-1 ③ G6-3			C S F B X 1-2 E3 8 G3		F X 0-1 8 G4-6-3 1-2 1B		4	0	1	0	0	1	0
8 Terrmel Sledge, L (1, 9) (7, 7) OBP: 0.327, SLG: 0.397	C X 0-1 ② G3			C B S C 1-3 ① K		C B X 1-1 ① G3 2-3		B B X 2-0 ②③ G4-6-3 1-2f		4	0	0	0	0	1	3
23 Adrián González, L (1, 3) OBP: 0.357, SLG: 0.515	B B B C B 4-1 BB			C C S 0-3 ② K		B B B I 4-0 G4-6-3 IBB			B C B B X 3-1 ① P1	2	0	0	0	2	1	0
Russell Branyan, L (1, 7) (7, 5) OBP: 0.376, SLG: 0.486	C B S B F B X 3-2 ③ F8			F X 0-1 ③ G3-1		X 0-0 ②③ G4-6-3 1-2f			B F F B B X 3-2 HR	4	1	1	1	0	0	3
3 Khalil Greene, R (1, 6) OBP: 0.263, SLG: 0.421		C F X 0-2 ① L3			C F X 0-2 ① L9		F B X 1-1 ① F8		C F X 0-2 ② G4-3	4	0	0	0	0	0	0
Hiram Bocachica, R (1, 8) OBP: 0.228, SLG: 0.333		X 0-0 ② F9			C B X 1-1 E5 BB		C S B B X 2-2 ② G1-3		B X 1-0 ③ P4	4	0	0	0	0	0	0
16 Chase Headley, S (1, 5) 21 Heath Bell, R (7, 1) Trevor Hoffman, R (9, 1)		B B C X 2-1 ③ L8			B B B C S B 4-2 BB BB		S B B F S 2-3 ③ K			2 0 0	0 0 0	0 0 0	0 0 0	1 0 0	1 0 0	0 0 0
Rob Bowen, S (1, 2) OBP: 0.366, SLG: 0.397			C B C S S 1-3 ① K		B F B B B 4-1 45 G6-3 1-2 2-3 BB			B F B S F B B 4-2 22 1B BB		1	0	0	0	2	1	0
32 Chris Young, R (1, 1) OBP: 0.259, SLG: 0.091 45 Justin Hampson, L (4, 1) José Cruz Jr., S (7, 9) OBP: 0.354, SLG: 0.431			C X 0-1 ② F8		C X 0-1 ②③ G6-3 1-2f			L L B F S 1-3 ① K		1 1 1	0 0 0	0 0 0	0 0 0	0 0 0	0 0 1	0 3 1
Inning Stats	R: 0 H: 0 E: 0 LOB: 1 K: 1 BB: 1 S: 10 P: 19	R: 0 H: 0 E: 0 LOB: 0 K: 0 BB: 0 S: 6 P: 8	R: 0 H: 0 E: 0 LOB: 0 K: 1 BB: 0 S: 7 P: 9	R: 0 H: 0 E: 0 LOB: 0 K: 2 BB: 0 S: 8 P: 9	R: 0 H: 0 E: 1 LOB: 2 K: 0 BB: 2 S: 10 P: 19	R: 0 H: 0 E: 1 LOB: 1 K: 0 BB: 1 S: 7 P: 13	R: 0 H: 0 E: 0 LOB: 0 K: 1 BB: 0 S: 8 P: 13	R: 0 H: 1 E: 0 LOB: 1 K: 1 BB: 1 S: 10 P: 17	R: 1 H: 1 E: 0 LOB: 0 K: 0 BB: 0 S: 9 P: 16	1B: 1 SF: 0 2B: 0 SAC: 0 3B: 0 DP: 3 HR: 1 HBP: 0						

PITCHER	IP	WLS	BF	H	R	ER	SO	BB	IBB	HBP	BLK	WP	HR	S	P	ERA	WHIP
38 Carlos Zambrano, R (1, 1) ERA: 4.53	9.0	L	33	2	1	1	6	4	1	0	0	0	1	75	123	1.00	0.667

PITCHER	IP	WLS	BF	H	R	ER	SO	BB	IBB	HBP	BLK	WP	HR	S	P	ERA	WHIP

TOP

San Diego Padres @ Chicago Cubs

Wrigley Field, Chicago, IL

Sat Jun 16 2007, 12:05 PM CDT

Att. 41,632 - Partly Cloudy - 89 F

livebaseballscorecards.com

AB	28
R	1
H	2
RBI	1
BB	5
SO	6
LOB	10

WP: 0 PA: 33
PB: 0
SB: 0
CS: 0

Batter	1	2	3	4	5	6	7	8	9	AB	R	H	RBI	BB	SO	LOB
12 Alfonso Soriano, R (1, 7) OBP: 0.346, SLG: 0.521	B F S S 1-3 ① K		F B X 1-1 ② G2			C X 0-1 ① P4			F C B X 1-2 ① G6-3	4	0	0	0	0	1	0
20 Felix Pie, L (1, 8) OBP: 0.292, SLG: 0.400	B C B C B X 3-2 ② G6-3		B F F F F C 1-3 ③ K			B B S B X 3-1 ② F9			B B C C X 2-2 ② G6-3	4	0	0	0	0	1	0
25 Derrek Lee, R (1, 3) OBP: 0.420, SLG: 0.517 Cesar Izturis, S (4, PR) OBP: 0.308, SLG: 0.308 (5, 6) Jacque Jones, L (9, PH) OBP: 0.290, SLG: 0.318	B F B F F F B B 4-2 BB			F B C F H 2-2 15 G3-6-3 HBP		C F B S 1-3 ③ K			B X 1-0 ③ F7	0 1 1	0 0 0	0 0 0	0 0 0	1 0 0	0 1 0	0 0 0
15 Cliff Floyd, L (1, 9) OBP: 0.372, SLG: 0.416	X 0-0 ③ F9			1 SAFE S B S X 1-2 ① ② G3-6-3 1-2f			B C X 1-1 ① P5			3	0	0	0	0	0	2
Mark DeRosa, R (1, 5) OBP: 0.363, SLG: 0.456 (5, 3)		B B S T B B 4-2 17 PB BB		B X 1-0 2B			C C B X 1-2 ② G3-1			2	0	1	0	1	0	0
17 Mike Fontenot, L (1, 4) OBP: 0.375, SLG: 0.767		C C B 1 SAFE F B B X 3-2 ① L7 1-2		S B X 1-1 ③ G1-3			B S C B B F S 3-3 ③ K			3	0	0	0	0	1	3
2 Ryan Theriot, R (1, 6) OBP: 0.330, SLG: 0.341 (5, 5)		F X 0-1 ② G6-3			B C X 1-1 S 38 F8-2 2B			B B C F X 2-2 ① G4-3		3	0	1	0	0	0	1
Koyie Hill, S (1, 2) OBP: 0.250, SLG: 0.200		C S F B X 1-2 ③ F7			B S B C C 2-3 ① K 2-3			B F F F S 1-3 ② K		3	0	0	0	0	2	2
38 Carlos Zambrano, S (1, 1) OBP: 0.273, SLG: 0.485			F X 0-1 ① G4-3		F X 0-1 ② ③ F8-2 3-H			S S S 0-3 ③ K		3	0	0	0	0	1	1
Inning Stats	R: 0 H: 0 E: 0 LOB: 1 K: 1 BB: 1 S: 11 P: 19	R: 0 H: 0 E: 0 LOB: 1 K: 0 BB: 1 S: 12 P: 20	R: 0 H: 0 E: 0 LOB: 0 K: 1 BB: 0 S: 10 P: 12	R: 0 H: 1 E: 0 LOB: 2 K: 0 BB: 0 S: 9 P: 14	R: 0 H: 1 E: 0 LOB: 0 K: 1 BB: 0 S: 7 P: 10	R: 0 H: 0 E: 0 LOB: 0 K: 1 BB: 0 S: 7 P: 11	R: 0 H: 0 E: 0 LOB: 0 K: 1 BB: 0 S: 9 P: 14	R: 0 H: 0 E: 0 LOB: 0 K: 2 BB: 0 S: 10 P: 13	R: 0 H: 0 E: 0 LOB: 0 K: 0 BB: 0 S: 7 P: 11	1B: 0 2B: 3 3B: 0 HR: 0	SF: 0 SAC: 0 DP: 2 HBP: 1			WP: 0 PB: 1 SB: 1 CS: 0	PA: 30		

PITCHER	IP	WLS	BF	H	R	ER	SO	BB	IBB	HBP	BLK	WP	HR	S	P	ERA	WHIP
32 Chris Young, R (1, 1) ERA: 2.26	3.0		12	0	0	0	2	2	0	1	0	0	0	36	56	0.00	0.667
45 Justin Hampson, L (4, 1) ERA: 0.81	3.1		10	2	0	0	2	0	0	0	0	0	0	22	33	0.00	0.600
21 Heath Bell, R (7, 1) ERA: 1.13	1.2	W	5	0	0	0	3	0	0	0	0	0	0	17	24	0.00	0.000
Trevor Hoffman, R (9, 1) ERA: 2.08	1.0	S	3	0	0	0	0	0	0	0	0	0	0	7	11	0.00	0.000

PITCHER	IP	WLS	BF	H	R	ER	SO	BB	IBB	HBP	BLK	WP	HR	S	P	ERA	WHIP

BOTTOM

San Diego Padres @ Chicago Cubs

Wrigley Field, Chicago, IL

Sat Jun 16 2007, 12:05 PM CDT
Att. 41,632 - Partly Cloudy - 89 F

livebaseballscorecards.com

AB	27
R	0
H	2
RBI	0
BB	2
SO	7
LOB	9

Batter	1	2	3	4	5	6	7	8	9	AB	R	H	RBI	BB	SO	LOB
22 Marcus Giles, R (1, 4) OBP: 0.338, SLG: 0.353	B X 1-0 F9 ①		C X 0-1 G3 ①		B B B B 4-0 23 2B BB	X 0-0 G5-4-3 ②③ 1-2f		F X 0-1 G6-3 ③		4	1	0	0	1	0	2
José Cruz Jr., S (1, 7) OBP: 0.350, SLG: 0.421	C B X 1-1 F7 ②		F C B B B F F B 4-2 23 HR BB		B F 1 SAFE F C 1-3 K ①		B F B X 2-1 P3 ①		X 0-0 P6 ①	4	1	0	0	1	1	1
23 Adrián González, L (1, 3) OBP: 0.364, SLG: 0.542	C B C X 1-2 HR 2B		X 0-0 1-H HR		B B X 2-0 3 HR 2B 1-H		B C B F X 2-2 G4-3 ②		F X 0-1 3 1B 2B	5	4	4	3	0	0	0
Mike Cameron, R (1, 8) OBP: 0.311, SLG: 0.415	B B X 2-0 2-H HR		X 0-0 HR		B C B F B B 4-2 3 HR BB		B B X 2-0 1B		B C T F F C 1-3 K ②	4	3	3	3	1	1	1
3 Khalil Greene, R (1, 6) OBP: 0.265, SLG: 0.433	B B B C X 3-1 F8 ③		C B B B X 2-1 F9 ②		F B F F X 1-2 1-H 2-H HR		C F S 0-3 K ③		S B B X 2-1 1B 2-H 1B	5	1	2	4	0	1	1
Hiram Bocachica, R (1, 9) OBP: 0.242, SLG: 0.327		C X 0-1 G6-3 ①	C B F X 1-2 F8 ③		B B B B 4-0 16 G1-6-3 BB			B S X 1-1 F9 ①	C F B B X 2-2 1-2 1B	4	0	1	0	1	0	0
16 Chase Headley, S (1, 5) OBP: 0.182, SLG: 0.100	F B C X 1-2 1B		C F B S 1-3 K ①		B C D X 2-1 G1-6-3 ②③ 1-2f			F B C F S 1-3 K ②	B X 1-0 P3 ③	5	0	1	0	0	2	3
Rob Bowen, S (1, 2) OBP: 0.371, SLG: 0.439	B B 1 SAFE 1 SAFE X 2-0 F9 ②		F B C S 1-3 K ②		B C F X 1-2 22 G5-4-3 1B			C B F B B F X 3-2 HR		4	1	2	1	0	1	1
Greg Maddux, R (1, 1) OBP: 0.043, SLG: 0.043	B F S B F C 2-3 ③		F B X 1-1 P4 ③		C F S 0-3 K ①			X 0-0 1B		3	0	0	0	0	2	2
26 Doug Brocail, L (7, 1)										0	0	0	0	0	0	0
8 Terrmel Sledge, L (8, PH) OBP: 0.331, SLG: 0.402										1	0	1	0	0	0	0
43 Cla Meredith, R (8, 1)										0	0	0	0	0	0	0
Scott Linebrink, R (9, 1)										0	0	0	0	0	0	0
Inning Stats	R: 2 E: 0 K: 0 S: 9 H: 2 LOB: 0 BB: 0 P: 17	R: 0 E: 0 K: 1 S: 10 H: 1 LOB: 1 BB: 0 P: 15	R: 3 E: 0 K: 0 S: 13 H: 2 LOB: 0 BB: 1 P: 20	R: 0 E: 0 K: 2 S: 8 H: 0 LOB: 0 BB: 0 P: 11	R: 4 E: 0 K: 1 S: 12 H: 2 LOB: 0 BB: 3 P: 30	R: 0 E: 0 K: 1 S: 7 H: 1 LOB: 0 BB: 0 P: 8	R: 0 E: 0 K: 1 S: 9 H: 1 LOB: 1 BB: 0 P: 15	R: 1 E: 0 K: 1 S: 14 H: 2 LOB: 1 BB: 0 P: 19	R: 1 E: 0 K: 1 S: 14 H: 3 LOB: 2 BB: 0 P: 20	1B: 6 2B: 3 3B: 0 HR: 5	SF: 0 SAC: 0 DP: 2 HBP: 0					

PITCHER	IP	WLS	BF	H	R	ER	SO	BB	IBB	HBP	BLK	WP	HR	S	P	ERA	WHIP
53 Rich Hill, L (1, 1) ERA: 3.22	3.0	L	15	5	5	5	1	1	0	0	0	0	3	32	52	15.00	2.000
36 Sean Gallagher, R (4, 1) ERA: 9.53	2.0		10	2	4	4	3	3	0	0	0	0	1	20	41	18.00	2.500
47 Scott Eyre, L (6, 1) ERA: 6.56	2.0		7	2	0	0	2	0	0	0	0	0	0	16	23	0.00	1.000
43 Michael Wuertz, R (8, 1) ERA: 3.23	1.0		5	2	1	1	1	0	0	0	0	0	1	14	19	9.00	2.000
13 Will Ohman, L (9, 1) ERA: 5.12	1.0		6	3	1	1	1	0	0	0	0	0	0	14	20	9.00	3.000

PITCHER	IP	WLS	BF	H	R	ER	SO	BB	IBB	HBP	BLK	WP	HR	S	P	ERA	WHIP

TOP

San Diego Padres @ Chicago Cubs

Wrigley Field, Chicago, IL

Sun Jun 17 2007, 1:20 PM CDT

Att. 40,964 - Sunny - 79 F

livebaseballscorecards.com

AB	39
R	11
H	14
RBI	11
BB	4
SO	8
LOB	11

1B: 6	SF: 0	WP: 0	PA: 43		
2B: 3	SAC: 0	PB: 0			
3B: 0	DP: 2	SB: 0			
HR: 5	HBP: 0	CS: 0			

San Diego Padres @ Chicago Cubs

Wrigley Field, Chicago, IL

Sun Jun 17 2007, 1:20 PM CDT

Att. 40,964 - Sunny - 79 F

livebaseballscorecards.com

BOTTOM

Batter	1	2	3	4	5	6	7	8	9	AB	R	H	RBI	BB	SO	LOB
12 Alfonso Soriano, R (1, 7) OBP: 0.345, SLG: 0.517	F B B C X 2-2 ① G1-3		B C C X 1-2 ① G4-3		F B B S X 2-2 ③ G5-3		B B C X 2-1 1B			4	0	1	0	0	0	0
20 Felix Pie, L (1, 8) 43 Michael Wuertz, R (8, 1) 13 Will Ohman, L (9, 1)	B X 1-0 25 S 1B		B B C F X 2-2 ② G4-3			C F S 0-3 ① K	C X 0-1 ③ G1-3			4 0 0	0 0 0	1 0 0	0 0 0	0 0 0	1 0 0	1 0 0
25 Derrek Lee, R (1, 3) OBP: 0.421, SLG: 0.525	C 1 SAFE C B B X 2-2 ② P4 1-2		B X 1-0 1B			C X 0-1 2B 3B		C B C S 1-3 ① K		4	1	2	0	0	1	1
Michael Barrett, R (1, 2) OBP: 0.305, SLG: 0.427	B X 1-0 ③ F8		1 SAFE C F X 0-2 ③ G3			X 0-0 2B 3-H 2B		F F S 0-3 ② K		4	1	1	1	0	1	2
Mark DeRosa, R (1, 5) OBP: 0.357, SLG: 0.447		C C X 0-2 ① G4-3		S C B X 1-2 ① G5-3		C X 0-1 ② F9		C X 0-1 ③ G4-3		4	0	0	0	0	0	1
Jacque Jones, L (1, 9) OBP: 0.294, SLG: 0.332		B C B F X 2-2 17 G4-3 2 1B 2B		B B B C F X 3-2 ② G6-3		X 0-0 2-H 2B			B X 1-0 ① P5	4	1	2	1	0	0	0
17 Mike Fontenot, L (1, 4) OBP: 0.361, SLG: 0.735		B D X 2-0 ② G4-3 2-3		B C X 1-1 ③ F9		X 0-0 ③ G4-3			B B C B X 3-1 29 WP 2B	4	0	1	0	0	0	2
2 Ryan Theriot, R (1, 6) OBP: 0.329, SLG: 0.340		C C X 0-2 3-H 1B			C S B B X 2-2 ① G6-3		B C B B F F X 3-2 ① G1-4-3		B X 1-0 ② F8	4	0	1	1	0	0	1
53 Rich Hill, L (1, 1) OBP: 0.100, SLG: 0.138 36 Sean Gallagher, R (4, 1) Cesar Izturis, S (5, PH) OBP: 0.306, SLG: 0.306 47 Scott Eyre, L (6, 1) 29 Ángel Pagán, S (7, PH) OBP: 0.359, SLG: 0.500 (8, 8)		1 SAFE S S X 0-1 ③ G5-3			C X 0-1 ② G4-3		C B X 1-1 ② G3-1		S B B B F S 2-3 ③ K 2-3	1 0 1 0 2	0 0 0 0 0	0 0 0 0 1	0 0 0 0 1	0 0 0 0 0	0 0 0 0 1	1 0 0 0 1
Inning Stats	R: 0 E: 0 K: 0 S: 8 H: 1 LOB: 1 BB: 0 P: 14	R: 1 E: 0 K: 0 S: 12 H: 2 LOB: 1 BB: 0 P: 16	R: 0 E: 0 K: 0 S: 10 H: 1 LOB: 1 BB: 0 P: 14	R: 0 E: 0 K: 0 S: 8 H: 0 LOB: 0 BB: 0 P: 13	R: 0 E: 0 K: 0 S: 8 H: 0 LOB: 0 BB: 0 P: 12	R: 2 E: 0 K: 1 S: 10 H: 3 LOB: 1 BB: 0 P: 10	R: 0 E: 0 K: 0 S: 10 H: 1 LOB: 1 BB: 0 P: 16	R: 0 E: 0 K: 2 S: 8 H: 0 LOB: 0 BB: 0 P: 9	R: 0 E: 0 K: 1 S: 7 H: 1 LOB: 1 BB: 0 P: 14	1B: 4 2B: 4 3B: 1 HR: 0	SF: 0 SAC: 0 DP: 0 HBP: 0						

	AB	36
	R	3
	H	9
	RBI	3
	BB	0
	SO	4
	LOB	10

WP: 1 PB: 0 SB: 1 CS: 0 PA: 36

PITCHER		IP	WLS	BF	H	R	ER	SO	BB	IBB	HBP	BLK	WP	HR	S	P	ERA	WHIP
Greg Maddux, R ERA: 4.01	(1, 1)	6.0	W	25	7	3	3	1	0	0	0	0	0	0	56	79	4.50	1.167
26 Doug Brocail, R ERA: 2.32	(7, 1)	1.0		4	1	0	0	0	0	0	0	0	0	0	10	16	0.00	1.000
43 Cla Meredith, R ERA: 4.18	(8, 1)	1.0		3	0	0	0	2	0	0	0	0	0	0	8	9	0.00	0.000
Scott Linebrink, R ERA: 2.05	(9, 1)	1.0		4	1	0	0	1	0	0	0	0	1	0	7	14	0.00	1.000

PITCHER	IP	WLS	BF	H	R	ER	SO	BB	IBB	HBP	BLK	WP	HR	S	P	ERA	WHIP

Chicago Cubs @ Texas Rangers

Rangers Ballpark in Arlington, Arlington, TX

Tue Jun 19 2007, 8:35 PM EDT

Att. 38,290 - Partly Cloudy - 92 F

TOP

livebaseballscorecards.com

Batter	1	2	3	4	5	6	7	8	9	AB	R	H	RBI	BB	SO	LOB
12 Alfonso Soriano, R (1, 7) OBP: 0.346, SLG: 0.513	S FA 92 X FA 94 0-1 25 CS 20 S 1B		1 SAFE B CH 81 X SL 83 1-0 E2 20 3B 1-2	B SL 85 F SL 82 B FA 96 S FA 96 B FA 98 B FA 96 4-2 20 FC6-4 BB 1-2 2-3 3-H		1 SAFE S FA 94 F SL 88 F FA 94 F CH 83 S SL 88 0-3 ① K		C FA 84 B FA 92 S CH 84 S FA 92 1-3 ② K		4	1	1	1	1	2	2
20 Felix Pie, L (1, 8) OBP: 0.287, SLG: 0.404	B FA 94 S SL 81 F FA 95 X CH 84 1-2 ① F7 1-2		B SL 81 F FA 95 B CH 84 X CH 84 2-1 1-H 2-H 3B	C FA 96 F FA 97 B FA 95 X SL 84 1-2 ③ FC6-4 1-2f		1 SAFE C FA 93 F FA 94 B FA 94 1 SAFE S CH 83 1-3 ② K		M SL 83 C SL 84 B FA 92 B SL 84 S SL 83 2-3 ③ K		5	0	1	2	0	2	5
25 Derrek Lee, R (1, 3) OBP: 0.420, SLG: 0.526	S SL 82 B SL 82 C FA 94 S CH 78 1-3 ②③ K 2-3		F FA 96 D CH 88 C CH 86 F FA 97 X FA 96 1-2 ③ F8		F FA 94 C SL 82 B SL 80 X CH 81 1-2 BB 1B 1B	B B SL 87 C SL 87 X SL 82 2-1 WP 1-H 2B			C B FA 91 B FA 92 F FA 85 F FA 92 B CU 81 S CH 83 3-3 ① K	5	0	2	1	0	2	2
15 Cliff Floyd, L (1, 10) OBP: 0.373, SLG: 0.419		X CH 82 0-0 ① F8	B FA 95 F FA 95 B CH 86 B FA 96 X FA 96 3-1 1B SF9 2B	D CH 83 B FA 94 S CH 81 X FA 96 2-1 ① P4	C FA 95 B FA 94 B FA 93 S FA 92 B CH 81 D CH 85 4-2 WP BB			B FA 92 X FA 92 1-0 ② G1-6-3	4	1	1	0	1	0	1
Michael Barrett, R (1, 2) OBP: 0.307, SLG: 0.427		B FA 94 C FA 94 C SL 82 B FA 94 X FA 96 2-2 ② F8	C CH 84 X SL 83 0-1 17 BB 12 BB 1B 2-3 1B	S FA 94 B FA 96 1 SAFE X FA 95 1-1 BB 1-2 1B	B FA 92 F FA 93 D SL 88 S FA 88 X SL 88 2-2 ③ L6 1-2 2-3			B CH 82 X CH 83 1-0 ③ G6-3	5	1	2	0	0	0	2
Mark DeRosa, R (1, 5) OBP: 0.355, SLG: 0.446		B FA 96 B SL 83 B FA 95 C FA 93 X FA 95 3-1 ③ G6-3	B FA 96 X SL 84 1-0 ① SF9 3-H	X FA 94 0-0 ② F8		S SL 87 B FA 94 S FA 92 X FA 92 1-2 2 L4 SH1 1B			3	0	1	1	0	0	2
Jacque Jones, L (1, 9) OBP: 0.300, SLG: 0.333			C FA 93 F FA 94 D SL 82 X SL 82 1-2 ① G4-3	B SL 81 B SL 81 1 SAFE X FA 94 2-0 12 BB 17 BB 1-2 1B	B CH 83 B CH 82 B FA 95 B FA 94 4-0 1-2 2-3 BB		X SL 83 0-0 ① SH1 1-2		2	0	1	0	1	0	0
2 Ryan Theriot, R (1, 6) OBP: 0.323, SLG: 0.333			B SL 81 B FA 94 C FA 93 B FA 94 C FA 93 X FA 94 3-2 ② F7	B FA 95 C FA 95 X FA 95 1-1 ② F9	B SL 83 B FA 94 C FA 95 X FA 93 2-1 ③ F8		B FA 84 C FA 92 X CH 83 1-1 ②③ L4 2-2		4	0	0	0	0	0	6
17 Mike Fontenot, L (1, 4) OBP: 0.400, SLG: 0.730			C FA 95 X FA 95 0-1 12 E 20 3B 1B	B CH 83 B FA 95 C FA 94 B FA 96 F FA 96 B FA 96 4-2 12 BB 1-2 2-3 BB		B FA 92 B FA 93 C FA 94 F FA 94 X CH 83 2-2 25 2B 1B		B FA 92 C FA 92 F FA 90 B FA 92 S SL 83 2-3 ① K		3	2	2	0	1	1	0

Inning Stats	1	2	3	4	5	6	7	8	9
R:	0	0	2	2	0	1	0	0	0
E:	0	0	1	0	0	0	0	0	0
K:	1	0	0	0	0	2	0	3	1
S:	8	6	15	15	10	18	6	9	6
H:	1	0	2	3	2	2	1	0	0
LOB:	0	0	1	0	3	2	0	0	0
BB:	0	0	0	2	1	1	0	0	0
P:	10	11	23	31	20	29	8	14	11

1B:	8
2B:	3
3B:	1
HR:	0
SF:	1
SAC:	1
DP:	1
HBP:	0

WP:	1
PB:	0
SB:	1
CS:	1
PA:	41

AB	35
R	5
H	11
RBI	5
BB	4
SO	7
LOB	20

PITCHER		IP	WLS	BF	H	R	ER	SO	BB	IBB	HBP	BLK	WP	HR	S	P	ERA	WHIP
55 Robinson Tejeda, R ERA: 6.29	(1, 1)	5.0		26	8	4	2	1	3	0	0	0	0	0	54	95	3.60	2.200
53 Joaquín Benoit, R ERA: 4.08	(6, 1)	1.0	L	7	3	1	1	2	1	0	0	0	1	0	21	33	9.00	4.000
Ron Mahay, L ERA: 3.05	(7, 1)	3.0		8	0	0	0	4	0	0	0	0	0	0	18	29	0.00	0.000

PITCHER	IP	WLS	BF	H	R	ER	SO	BB	IBB	HBP	BLK	WP	HR	S	P	ERA	WHIP

Chicago Cubs @ Texas Rangers

Rangers Ballpark in Arlington, Arlington, TX

Tue Jun 19 2007, 8:35 PM EDT

Att. 38,290 - Partly Cloudy - 92 F

BOTTOM

Batter	1	2	3	4	5	6	7	8	9	AB	R	H	RBI	BB	SO	LOB
Kenny Lofton, L (1, 8) OBP: 0.363, SLG: 0.386	B SL 84 B FA 86 X FA 85 2-0 ① F8		B FA 87 B CH 86 B SL 83 B SL 85 4-0 5 BB BB		B FA 85 B SL 84 C CH 84 F CH 83 B SL 83 X FA 85 3-2 5 HR 1B		X FA 96 0-0 ② G3-1			3	1	1	0	1	0	0
5 Ian Kinsler, R (1, 4) OBP: 0.321, SLG: 0.448	T FA 86 B FA 86 F SL 84 F FA 87 X FA 87 1-2 HR		C CH 81 1 SAFE B FA 87 B CH 81 B CH 80 1 SAFE B FA 88 4-1 1-2 BB		X SL 84 0-0 1-H HR		C CU 81 C CU 81 B CU 83 F FA 95 F CU 82 B CU 80 B CU 81 S FA 95 3-3 ③ K			3	2	2	3	1	1	0
10 Michael Young, R (1, 6) OBP: 0.329, SLG: 0.407	C FA 86 B SL 82 B FA 87 C CH 82 B CU 73 X FA 88 3-2 ② G4-3		B FA 87 C SL 83 C CU 82 S CU 75 1-3 ② K		F FA 94 F FA 95 B SL 82 B CU 78 B CU 82 S FA 95 3-3 ① K			C B B FA 94 X FA 94 2-1 ① F8		4	0	0	0	0	2	2
Sammy Sosa, R (1, 10) OBP: 0.298, SLG: 0.448	C SL 84 B FA 87 B SL 84 S SL 83 F SL 84 S SL 86 2-3 ③ K		B CU 72 C SL 84 F CU 82 C CU 74 1-3 ③ K		S FA 97 F FA 95 B CU 83 B CU 80 F FA 96 B FA 96 S CU 82 3-3 ② K			F FA 94 B FA 93 X FA 94 1-1 ② F8		4	0	0	0	0	3	2
22 Marlon Byrd, R (1, 7) OBP: 0.416, SLG: 0.469		C FA 86 F SL 83 S CU 74 0-3 ① K		B FA 85 F SL 83 X FA 87 1-1 ① G5-3	S FA 97 S FA 96 F FA 95 B CU 82 S CU 81 1-3 ③ K			F FA 96 C FA 94 B FA 92 T FA 95 1-2 ③ K		4	0	0	0	0	3	0
14 Victor Diaz, R (1, 9) OBP: 0.267, SLG: 0.563 Frank Catalanotto, L (9, PH) OBP: 0.279, SLG: 0.360		X FA 84 0-0 ② G5-3		X FA 86 0-0 ② G3-1		B FA 94 S CU 81 S FA 95 S CU 80 1-3 ① K			F FA 94 F FA 95 B FA 86 S FA 95 1-3 ① K	3 1	0 0	0 0	0 0	0 0	1 1	0 0
15 Gerald Laird, R (1, 2) OBP: 0.309, SLG: 0.355		B SL 84 B FA 86 C SL 84 B FA 87 C FA 85 X SL 81 3-2 ③ F8		B FA 86 F SL 84 X FA 86 1-1 BB 1B		B FA 95 S FA 94 X FA 95 1-1 ② F9			S SL 88 F SL 89 S SL 87 0-3 ② K	4	0	1	0	0	1	0
Brad Wilkerson, L (1, 3) OBP: 0.307, SLG: 0.441			B FA 83 C SL 84 B SL 84 B SL 83 X SL 85 3-1 HR	D SL 85 S SL 85 B SL 85 B SL 84 B SL 84 4-1 1-2 BB		B FA 95 C CU 82 C CU 81 X FA 95 1-2 ③ P5			B FA 94 B SL 88 B FA 94 C FA 94 F FA 96 S SL 89 3-3 ③ K	3	1	1	1	1	1	0
30 Travis Metcalf, R (1, 5) OBP: 0.304, SLG: 0.450			X SL 84 0-0 ① P4	B SL 85 B FA 87 C CU 84 X FA 85 2-1 ③ G5-3			C CU 81 C FA 96 B CU 82 B CU 80 X FA 95 2-2 ① F8			3	0	0	0	0	0	2

Inning Stats	1	2	3	4	5	6	7	8	9
	R: 1 E: 0 K: 1 S: 12	H: 1 LOB: 0 BB: 0 P: 20	R: 0 E: 0 K: 1 S: 7	H: 0 LOB: 0 BB: 0 P: 10	R: 1 E: 0 K: 2 S: 10	H: 1 LOB: 2 BB: 2 P: 23	R: 0 E: 0 K: 0 S: 8	H: 1 LOB: 2 BB: 1 P: 16	R: 2 E: 0 K: 3 S: 15	H: 2 LOB: 0 BB: 0 P: 25	R: 0 E: 0 K: 1 S: 8	H: 0 LOB: 0 BB: 0 P: 11	R: 0 E: 0 K: 1 S: 9	H: 0 LOB: 0 BB: 0 P: 14	R: 0 E: 0 K: 1 S: 7	H: 0 LOB: 0 BB: 0 P: 11	R: 0 E: 0 K: 3 S: 9	H: 0 LOB: 0 BB: 0 P: 13

	1B	SF	WP	PA
	2	0	0	35
	2B	SAC	PB	
	0	0	0	
	3B	DP	SB	
	0	0	0	
	HR	HBP	CS	
	3	0	0	

	AB	32
	R	4
	H	5
	RBI	4
	BB	3
	SO	13
	LOB	6

livebaseballscorecards.com

PITCHER		IP	WLS	BF	H	R	ER	SO	BB	IBB	HBP	BLK	WP	HR	S	P	ERA	WHIP
45 Sean Marshall, L ERA: 2.84	(1, 1)	4.0		20	5	4	4	4	3	0	0	0	0	3	41	76	9.00	2.000
49 Carlos Marmol, R ERA: 1.02	(5, 1)	3.0	W	9	0	0	0	5	0	0	0	0	0	0	28	43	0.00	0.000
Bob Howry, R ERA: 3.78	(8, 1)	1.0	H	3	0	0	0	1	0	0	0	0	0	0	7	11	0.00	0.000
46 Ryan Dempster, R ERA: 3.48	(9, 1)	1.0	S	3	0	0	0	3	0	0	0	0	0	0	9	13	0.00	0.000

PITCHER	IP	WLS	BF	H	R	ER	SO	BB	IBB	HBP	BLK	WP	HR	S	P	ERA	WHIP

Chicago Cubs @ Texas Rangers

Rangers Ballpark in Arlington, Arlington, TX

Wed Jun 20 2007, 8:35 PM EDT

Att. 37,564 - Clear - 86 F

TOP

livebaseballscorecards.com

Batter	1	2	3	4	5	6	7	8	9	AB	R	H	RBI	BB	SO	LOB
12 Alfonso Soriano, R (1, 7) OBP: 0.351, SLG: 0.535	C X 0-1 2B		B FA 86 F CU 75 X FA 89 1-1 ② G6-3		F FA 88 F FA 88 B FA 91 X SL 76 1-2 HR		B CH 80 B FA 91 S FA 91 S FA 92 B FA 92 X FA 92 3-2 2B			4	1	3	1	0	0	0
20 Felix Pie, L (1, 8) OBP: 0.278, SLG: 0.390	L B CU 75 S SI 89 C FA 90 1-3 ① K		F SI 88 B SL 74 B CU 75 X SI 89 2-1 ③ G3		X CH 80 0-0 ③ G4-3		B CH 82 S FA 91 C FA 91 D CH 85 D SL 78 X FA 93 3-2 ③ F7			4	0	0	0	0	1	2
25 Derrek Lee, R (1, 3) OBP: 0.422, SLG: 0.526	S SL 78 B B B X 3-1 ② G5-3			C FA 88 X FA 87 0-1 15 CS 1B		C CU 74 B SL 88 C FA 88 B SL 86 B FA 89 F FA 89 X SL 77 3-2 ① F7		B FA 90 C FA 91 B FA 92 X FA 92 2-1 17 G6-4-3 1B		4	0	2	0	0	0	1
15 Cliff Floyd, L (1, 10) OBP: 0.363, SLG: 0.406	B FA 89 B SI 89 X CU 75 2-0 ③ G4-3			F CU 73 B FA 88 B FA 86 C FA 88 B FA 88 C FA 90 3-3 ①② K 1-2		S FA 89 B FA 87 B CU 75 X CH 80 2-1 ② G3		F FA 88 B CU 71 F FA 88 F CH 77 B CH 81 S CH 87 2-3 ① K		4	0	0	0	0	2	3
17 Mike Fontenot, L (1, 4) OBP: 0.386, SLG: 0.683		B B FA 86 C FA 87 F CH 80 X SL 76 2-2 ① G4-3		B FA 90 C FA 88 S SL 76 B FA 90 B CU 76 X FA 90 3-2 E 1B		C FA 88 B SI 86 F CU 76 F FA 86 B SL 88 F CU 76 X FA 87 2-2 ③ G6-3		C FA 91 B FA 91 B FA 92 C FA 91 B FA 92 X FA 91 3-2 ②③ G6-4-3 1-2f		4	0	1	0	0	0	1
Mark DeRosa, R (1, 5) OBP: 0.355, SLG: 0.446 Cesar Izturis, S (2, PH) OBP: 0.305, SLG: 0.311 (2, 6)		X FA 88 0-0 K2-3 2B		C CU 73 X FA 89 0-1 E4 1-2			B SL 88 C FA 87 X CH 79 1-1 ① G4-3		C FA 89 B FA 89 X FA 88 1-1 ① G4-3	0 4	0 0	0 1	0 0	0 0	0 0	0 1
Jacque Jones, L (1, 9) OBP: 0.295, SLG: 0.328 29 Ángel Pagán, S (9, PH) OBP: 0.354, SLG: 0.492		C SI 88 S CU 75 B FA 89 B SI 89 F CU 77 S SI 90 2-3 ② K2-3 2-3		F FA 89 X CH 81 0-1 ③ G3			C CU 72 S CU 73 B SI 88 S FA 89 1-3 ② K		B FA 89 C FA 89 B CH 80 F FA 89 B CH 81 C FA 90 3-3 ② K	3 1	0 0	0 0	0 0	0 0	2 1	3 0
2 Ryan Theriot, R (1, 6) OBP: 0.322, SLG: 0.329 (2, 5)		D B SI 90 C CU 75 X FA 87 2-1 ③ G4-3			C FA 86 X CU 74 0-1 ① L9		B SI 88 B B FA 89 B FA 87 4-0 HR BB		C FA 90 B CH 81 B FA 90 F FA 90 S FA 90 2-3 ③ K	3	1	0	0	1	1	1
Koyie Hill, S (1, 2) OBP: 0.258, SLG: 0.321			X FA 87 0-0 ① G3		B CH 78 C FA 86 X SI 89 1-1 ② G4-3		B FA 87 X FA 87 1-0 1-H HR			3	1	1	2	0	0	0
Inning Stats	R: 0 E: 0 K: 1 S: 8 H: 1 LOB: 1 BB: 0 P: 14	R: 0 E: 0 K: 1 S: 10 H: 1 LOB: 1 BB: 0 P: 16	R: 0 E: 0 K: 0 S: 5 H: 0 LOB: 0 BB: 0 P: 8	R: 0 E: 1 K: 1 S: 12 H: 2 LOB: 2 BB: 0 P: 18	R: 1 E: 0 K: 0 S: 8 H: 1 LOB: 0 BB: 0 P: 10	R: 0 E: 0 K: 0 S: 11 H: 0 LOB: 0 BB: 0 P: 18	R: 2 E: 0 K: 1 S: 12 H: 2 LOB: 1 BB: 1 P: 25	R: 0 E: 0 K: 1 S: 9 H: 1 LOB: 0 BB: 0 P: 16	R: 0 E: 0 K: 2 S: 8 H: 0 LOB: 0 BB: 0 P: 14	1B: 3 2B: 4 3B: 0 HR: 2 SF: 0 SAC: 0 DP: 2 HBP: 0						

	AB	34
	R	3
	H	8
	RBI	3
	BB	1
	SO	7
	LOB	12

WP: 0 PA: 35
PB: 0
SB: 0
CS: 1

PITCHER		IP	WLS	BF	H	R	ER	SO	BB	IBB	HBP	BLK	WP	HR	S	P	ERA	WHIP
43 Kameron Loe, R ERA: 6.34	(1, 1)	6.2	W	27	6	3	3	4	1	0	0	0	0	2	60	97	4.05	1.050
50 Frank Francisco, R ERA: 4.5	(7, 1)	0.1	H	3	2	0	0	0	0	0	0	0	0	0	8	16	0.00	6.000
36 C.J. Wilson, L ERA: 2.04	(8, 1)	2.0		5	0	0	0	3	0	0	0	0	0	0	15	26	0.00	0.000

PITCHER	IP	WLS	BF	H	R	ER	SO	BB	IBB	HBP	BLK	WP	HR	S	P	ERA	WHIP

Chicago Cubs @ Texas Rangers

Rangers Ballpark in Arlington, Arlington, TX

Wed Jun 20 2007, 8:35 PM EDT

Att. 37,564 - Clear - 86 F

livebaseballscorecards.com

BOTTOM

Batter	1	2	3	4	5	6	7	8	9	AB	R	H	RBI	BB	SO	LOB
Kenny Lofton, L (1, 8) OBP: 0.360, SLG: 0.379	C FA 86 B FA 88 B FA 88 B FA 88 B FA 86 4-1 10 1B 5 BB E BB	C FA 87 X FA 85 0-1 E3 3-H		F CH 79 B FA 88 B CH 81 F FA 86 F SL 83 B FA 88 X FA 87 3-2 ② ③ F9 2-3			B FA 88 B FA 88 F FA 88 S FA 89 F FA 89 B FA 88 X FA 88 3-2 ① L8	C CH 79 B FA 88 B CU 81 X FA 88 2-1 ③ G6-3		4	1	0	0	1	0	2
5 Ian Kinsler, R (1, 4) OBP: 0.323, SLG: 0.447	B FA 87 C FA 88 D CH 79 B FA 88 B FA 88 4-1 E 10 1B 1-2 G4-6-3 BB	C SL 83 B FA 88 X FA 89 1-1 ③ F9			B SL 81 B SL 80 C FA 86 X FA 89 2-1 ① G5-3		C FA 89 X FA 90 0-1 10 1B 1B 1B			3	2	1	0	1	0	1
10 Michael Young, R (1, 6) OBP: 0.334, SLG: 0.412	C FA 87 X CH 79 0-1 G4-6-3 E 1-2 2-3 1B		B SL 84 B FA 88 X FA 87 2-0 FC6-4 1B		F FA 88 B FA 88 B FA 88 F SL 83 C FA 88 2-3 ② K		X FA 89 0-0 1B 1-2 1B			4	0	3	0	0	1	0
Sammy Sosa, R (1, 10) OBP: 0.297, SLG: 0.458	B FA 88 X FA 88 1-0 E5 G4-6-3 1-2 2-3 3-H		B FA 87 S FA 88 X FA 88 1-1 ① FC6-4 1-2f		C FA 88 F FA 88 B FA 88 X SL 84 1-2 HR		B CH 83 S SL 81 F FA 88 C SL 83 1-3 ② K			4	1	1	2	0	1	5
Frank Catalanotto, L (1, 7) OBP: 0.286, SLG: 0.390	C FA 88 X SL 84 0-1 ① ② G4-6-3 1-2f 2-3 3-H		C SL 84 C FA 88 C FA 88 0-3 ② K		B FA 86 B FA 87 C CH 83 F FA 86 X SL 81 2-2 HR		B FA 89 X FA 89 1-0 1-2 2-H 1B			4	1	2	2	0	1	3
22 Marlon Byrd, R (1, 9) OBP: 0.402, SLG: 0.452 3 Jerry Hairston, R (6, 9) OBP: 0.305, SLG: 0.361	B SL 84 B FA 88 X SL 82 2-0 ③ G6-3		C FA 88 B FA 88 C FA 89 F FA 88 F SL 85 F FA 89 B SL 82 X SL 81 2-2 ③ L5		S SL 82 B FA 86 S FA 85 F FA 84 S CH 85 1-3 ③ K		C SL 83 X SL 84 0-1 ③ F7			3 1	0 0	0 0	0 0	0 0	1 0	2 2
Brad Wilkerson, L (1, 3) OBP: 0.319, SLG: 0.450		B F B SL 82 B FA 87 B FA 86 4-1 G4-3 15 G6-3 E BB		C FA 87 B SL 82 F SL 82 B FA 88 B SL 80 B FA 87 4-2 15 2B G3 BB			C FA 88 B CU 75 X FA 89 1-1 ① L8	B FA 89 B CH 80 X FA 88 2-0 2B		2	2	1	0	2	0	0
15 Gerald Laird, R (1, 2) OBP: 0.308, SLG: 0.358		X FA 89 0-0 ① G6-3 1-2		C FA 89 B FA 90 1 SAFE B FA 88 1 SAFE F FA 90 B FA 89 F FA 89 F SL 82 3-2 X FA 88 CS 1-3 2B			C CH 73 B CU 73 B FA 90 F FA 87 X FA 90 2-2 ② F9	B CH 81 F CH 80 C FA 88 S FA 90 1-3 ① K		4	0	1	0	0	1	2
Ramón Vázquez, L (1, 5) OBP: 0.322, SLG: 0.436		B FA 88 C CH 79 C FA 88 B SL 86 B FA 89 X FA 88 3-2 ② G4-3 2-3		B FA 88 F FA 88 X FA 89 1-1 ① G3 3-H			B FA 89 C FA 88 B CH 82 X FA 89 2-1 ③ L9	C S CH 82 X FA 90 0-2 ② G1-3		4	0	0	1	0	0	3
Inning Stats	R: 2 E: 1 K: 0 S: 8 H: 1 LOB: 1 BB: 2 P: 19	R: 1 E: 1 K: 0 S: 9 H: 0 LOB: 1 BB: 1 P: 17	R: 0 E: 1 K: 1 S: 12 H: 1 LOB: 1 BB: 0 P: 17	R: 1 E: 0 K: 0 S: 13 H: 1 LOB: 0 BB: 1 P: 24	R: 2 E: 0 K: 2 S: 15 H: 2 LOB: 0 BB: 0 P: 23	R: 0 E: 0 K: 0 S: 7 H: 0 LOB: 0 BB: 0 P: 12	R: 1 E: 0 K: 1 S: 13 H: 3 LOB: 2 BB: 0 P: 18	R: 0 E: 0 K: 1 S: 9 H: 1 LOB: 1 BB: 0 P: 14		1B: 5 2B: 2 3B: 0 HR: 2 SF: 0 SAC: 0 DP: 1 HBP: 0	WP: 0 PB: 0 SB: 0 CS: 1 PA: 37					

	AB	33
	R	7
	H	9
	RBI	5
	BB	4
	SO	5
	LOB	20

PITCHER		IP	WLS	BF	H	R	ER	SO	BB	IBB	HBP	BLK	WP	HR	S	P	ERA	WHIP
Jason Marquis, R ERA: 3.38	(1, 1)	5.0	L	24	5	6	4	3	4	0	0	0	0	2	57	100	7.20	1.800
47 Scott Eyre, L ERA: 6.2	(6, 1)	1.1		4	0	0	0	0	0	0	0	0	0	0	11	19	0.00	0.000
43 Michael Wuertz, R ERA: 3.45	(7, 1)	0.2		5	3	1	1	1	0	0	0	0	0	0	9	11	13.50	4.500
13 Will Ohman, L ERA: 4.87	(8, 1)	1.0		4	1	0	0	1	0	0	0	0	0	0	9	14	0.00	1.000

PITCHER	IP	WLS	BF	H	R	ER	SO	BB	IBB	HBP	BLK	WP	HR	S	P	ERA	WHIP

Chicago Cubs @ Texas Rangers

Rangers Ballpark in Arlington, Arlington, TX

Thu Jun 21 2007, 2:05 PM EDT

Att. 38,406 - Cloudy - 80 F

TOP

livebaseballscorecards.com

Batter	1	2	3	4	5	6	7	8	9	AB	R	H	RBI	BB	SO	LOB
12 Alfonso Soriano, R (1, 7) OBP: 0.355, SLG: 0.538	X FA 87 0-0 25 HBP 1B	B CH 83 C FA 91 S FA 90 B FA 92 X CU 77 2-2 ② L6		C CH 77 F SL 78 F FA 93 B SL 77 S CH 77 1-3 ③ K		S SL 82 X FA 91 0-1 17 G1-3 25 1B 2B	I IN 59 I IN 60 I IN 60 I IN 60 4-0 IBB			4	1	2	0	1	1	3
17 Mike Fontenot, L (1, 4) OBP: 0.367, SLG: 0.652	B FA 88 C FA 87 1 SAFE C CH 86 C FA 88 1-3 ① K	F FA 92 B X CU 74 1-1 ③ F8			C CH 85 S CH 75 X FA 89 0-2 25 1B 2B	B FA 91 X FA 90 1-0 ① G1-3 2-3	D FA 88 X FA 88 1-0 ③ F7			5	1	1	0	0	1	7
25 Derrek Lee, R (1, 10) OBP: 0.428, SLG: 0.529	S CH 85 B FA 90 H FA 89 2-1 FC6-4 1-2 HBP	B SL 80 F SA 86 B FA 90 C FC 57 B FA 93 X FA 91 3-2 G4-6-3 32 1B 1B			C CH 75 B SL 85 X FA 90 1-1 32 1B 1B 2-H 1B	B FA 92 C SL 82 S SL 86 B FA 93 B SL 86 X SL 83 3-2 WP 32 BB 1B 3-H		B SL 81 X FA 86 1-0 ① G6-3		4	1	3	2	0	0	0
32 Daryle Ward, L (1, 3) OBP: 0.442, SLG: 0.390	C FC 57 S FA 92 C FA 92 0-3 ② K	B SL 66 C CH 84 B FA 88 D CU 64 S CH 86 F FA 91 X FA 89 3-2 G4-6-3 1-2 1B			X CH 77 0-0 1B 1B 1-3 1B	B CH 83 B FA 90 B FA 90 B FA 90 4-0 WP 1-2 BB		C FA 88 F FA 87 X SL 82 0-2 ② G5-3		4	1	2	0	1	1	2
Mark DeRosa, R (1, 5) OBP: 0.352, SLG: 0.440	X FA 92 0-0 ③ FC6-4 1-2f	B CU 71 C FA 89 X FA 90 1-1 ①② G4-6-3 1-2f 2-3			B FA 91 X FA 90 1-0 29 1B 1B 1-2 3-H	C SL 82 F FA 91 B FA 90 B SI 91 F SL 83 B CH 84 S SL 83 3-3 ② K		S SL 82 F SL 82 B SL 83 B FA 90 B SL 84 X SL 83 3-2 ③ L8		5	1	1	1	0	1	6
Rob Bowen, S (1, 2) OBP: 0.382, SLG: 0.435		B C FA 89 B CH 74 S CU 65 F FA 91 B FA 90 B CU 73 4-2 29 2B BB	B CH 76 B FA 92 B FC 57 B FA 87 4-0 BB		X FC 61 0-0 20 FC6-4 29 1B 1-2 2-H 1B	C FA 91 C CH 83 B SL 90 B CH 84 B FA 91 S SL 76 3-3 ③ K 1-2 2-3			C FA 90 S CH 82 F FA 91 B CH 83 S CH 83 1-3 ① K2-3	3	0	1	1	2	2	2
29 Ángel Pagán, S (1, 9) OBP: 0.371, SLG: 0.516		X FA 88 0-0 1-3 2B	C FA 90 B CH 78 S FA 92 B FA 91 S CU 75 2-3 ③ K		B FA 88 B CH 75 B FA 88 C FA 89 F FA 90 X FA 90 3-2 20 FC6-4 1-2 2-H 1B		X FA 89 0-0 2 G4-3 20 SH5-3 1B		B CU 66 F FA 90 F FA 92 X CH 82 1-2 ② F8	5	0	3	1	0	1	2
20 Felix Pie, L (1, 8) OBP: 0.285, SLG: 0.383		D CU 64 B FA 90 B CU 71 C FA 91 D FA 92 4-1 BB		C FA 87 F CU 63 F FA 86 B FA 91 S CU 71 1-3 ① K	D CH 81 B FA 90 B FA 90 C FA 90 F FA 91 F FA 92 X 3-2 ① FC6-4 2 G6-4-3 1-2f 2-3		1 SAFE X FA 88 0-0 ① SH5-3 1-2		C CU 67 B CH 82 B CH 81 B CH 83 B FA 91 4-1 BB	2	0	0	0	2	1	2
2 Ryan Theriot, R (1, 6) OBP: 0.317, SLG: 0.323 15 Cliff Floyd, L (9, PH) OBP: 0.361, SLG: 0.403 Cesar Izturis, S (9, 6) OBP: 0.305, SLG: 0.311		B FA 91 X FA 91 1-0 ① F9		X FA 88 0-0 ② L7	1 SAFE 1 SAFE C FA 90 D SL 77 X FA 92 1-1 ②③ G6-4-3 1-2f		B SL 76 C FA 88 B FA 90 X FA 90 2-1 ② G4-3 2-3		C CH 82 B CH 83 X FA 91 1-1 ③ G3	4 1 0	0 0 0	0 0 0	0 0 0	0 0 0	0 0 0	6 1 0

Inning Stats	1	2	3	4	5	6	7	8	9
	R: 0 E: 0 K: 2 S: 9 H: 1 LOB: 2 BB: 0 P: 12	R: 0 E: 0 K: 0 S: 11 H: 1 LOB: 3 BB: 2 P: 23	R: 0 E: 0 K: 1 S: 12 H: 2 LOB: 2 BB: 1 P: 25	R: 0 E: 0 K: 2 S: 9 H: 0 LOB: 0 BB: 0 P: 11	R: 4 E: 0 K: 0 S: 17 H: 6 LOB: 1 BB: 0 P: 26	R: 1 E: 0 K: 2 S: 13 H: 2 LOB: 2 BB: 1 P: 27	R: 0 E: 0 K: 0 S: 5 H: 1 LOB: 2 BB: 1 P: 12	R: 0 E: 0 K: 0 S: 7 H: 0 LOB: 0 BB: 0 P: 11	R: 0 E: 0 K: 1 S: 10 H: 0 LOB: 1 BB: 1 P: 17

1B: 10	SF: 0
2B: 3	SAC: 1
3B: 0	DP: 2
HR: 0	HBP: 1

WP: 1	PA: 45
PB: 0	
SB: 0	
CS: 0	

AB	37
R	5
H	13
RBI	5
BB	6
SO	8
LOB	31

PITCHER		IP	WLS	BF	H	R	ER	SO	BB	IBB	HBP	BLK	WP	HR	S	P	ERA	WHIP
44 Vicente Padilla, R ERA: 6.69	(1, 1)	4.0		25	10	4	4	5	3	0	1	0	0	0	52	87	9.00	3.250
51 Willie Eyre, R ERA: 3.06	(5, 1)	2.2		12	3	1	1	2	1	1	0	0	1	0	23	47	3.38	1.500
Ron Mahay, L ERA: 3.0	(7, 1)	0.1		1	0	0	0	0	0	0	0	0	0	0	1	2	0.00	0.000
40 Akinori Otsuka, R ERA: 1.95	(8, 1)	1.0		3	0	0	0	0	0	0	0	0	0	0	7	11	0.00	0.000
Eric Gagne, R ERA: 0.47	(9, 1)	1.0	W	4	0	0	0	1	1	0	0	0	0	0	10	17	0.00	1.000

PITCHER	IP	WLS	BF	H	R	ER	SO	BB	IBB	HBP	BLK	WP	HR	S	P	ERA	WHIP

Chicago Cubs @ Texas Rangers

Rangers Ballpark in Arlington, Arlington, TX

Thu Jun 21 2007, 2:05 PM EDT

Att. 38,406 - Cloudy - 80 F

livebaseballscorecards.com

Batter	1	2	3	4	5	6	7	8	9	AB	R	H	RBI	BB	SO	LOB
5 Ian Kinsler, R (1, 4) OBP: 0.322, SLG: 0.441	B FA 86 F FA 85 B FA 85 F FA 86 B FC 84 C FC 82 3-3 ① K		B FA 86 S CH 78 S CH 77 B CH 78 B CH 83 B CH 79 4-2 3 2B 22 1B BB		C FA 84 B CH 74 S CH 69 F FA 87 B CU 70 F CH 82 B FA 87 X CH 81 3-2 ① L8			F FA 93 C FA 93 B FA 92 X FA 92 1-2 ① L9		3	1	0	0	1	1	0
3 Jerry Hairston, R (1, 7) OBP: 0.302, SLG: 0.368	C FA 87 F FA 89 S CU 72 0-3 ② K		X FA 88 0-0 ② 22 1B 1-3 2B		X CU 66 0-0 ② F7			C FA 90 F FA 92 B FA 91 S FA 90 1-3 ② K		4	1	1	0	0	2	0
10 Michael Young, R (1, 6) OBP: 0.333, SLG: 0.409	C FA 89 X CH 80 0-1 ③ L6		C CU 71 F FA 89 B CU 71 F CU 72 F FC 85 S FA 89 1-3 ① K		F FA 87 B FC 83 C FC 84 X CU 68 1-2 ③ G5-3			B FA 92 X FA 92 1-0 22 FC5-4 1B		4	0	1	0	0	1	2
22 Marlon Byrd, R (1, 8) OBP: 0.406, SLG: 0.455		X FA 86 0-0 14 HR 1B	D CU 72 S FA 88 C FA 89 F FA 90 X FA 90 1-2 2-H 3-H 1B			X FA 86 0-0 ① F9		F FA 92 1 SAFE C FA 91 X FA 89 0-2 ③ FC5-4 1-2f		4	1	2	2	0	0	1
14 Victor Diaz, R (1, 10) OBP: 0.269, SLG: 0.589 Kenny Lofton, L (9, PH) OBP: 0.362, SLG: 0.382		C FA 86 1 SAFE B CU 70 B FA 88 1 SAFE X FC 82 2-1 1-H HR	F FA 90 X CU 72 0-1 ② F9			C FA 87 F CU 69 F FA 90 S FA 89 0-3 ② K			C FA 91 B FA 90 X FA 91 1-1 SH1-3 1B 1B	3 1	1 1	1 1	2 1	0 0	1 0	1 0
Adam Melhuse, S (1, 2) OBP: 0.386, SLG: 0.436		S FA 87 C CU 69 B CU 71 X FA 89 1-2 HR	1 SAFE B FA 90 B CH 78 C FC 83 F FC 82 S FA 91 2-3 ③ K			B FA 89 B FC 83 F FC 83 S CH 80 X SL 82 2-2 ③ F9			X FA 90 0-0 ① SH1-3 1-2	3	1	1	1	0	1	1
Brad Wilkerson, L (1, 9) OBP: 0.310, SLG: 0.435		C FA 87 X FC 82 0-1 ① L5	S CH 79 C FC 82 F FA 86 S CH 77 0-3 ① K				C FC 80 B CH 77 C FA 86 B FA 88 B FC 84 S FC 81 3-3 ① K		B FA 91 X FA 91 1-0 FC1 1B	4	0	0	0	0	2	1
30 Travis Metcalf, R (1, 5) OBP: 0.308, SLG: 0.435 Frank Catalanotto, L (9, PH) OBP: 0.291, SLG: 0.395		B FA 88 C FC 82 X FC 82 1-1 ② G6-3	B FA 87 C CH 78 B FC 82 F FA 87 F CH 80 B CU 71 X FA 88 3-2 G4-3 1B				C FA 89 C CU 70 F FA 90 B CU 72 S FA 89 1-3 ② K		B FA 91 B FA 90 F FA 90 X FA 90 2-1 1-2 2-H 1B	3 1	0 0	1 1	0 1	0 0	1 0	0 0
Ramón Vázquez, L (1, 3) OBP: 0.311, SLG: 0.420		C FA 87 C CU 67 C FA 89 0-3 ③ K	S FA 86 X FA 88 0-1 ② ③ G4-3 1-2f				F CU 66 C FA 90 B FC 84 S 1-3 ③ K			3	0	0	0	0	2	1

Inning Stats	1	2	3	4	5	6	7	8	9
	R: 0 E: 0 K: 2 S: 8	H: 0 LOB: 0 BB: 0 P: 11	R: 3 E: 0 K: 1 S: 13	H: 3 LOB: 0 BB: 0 P: 17	R: 2 E: 0 K: 2 S: 17	H: 2 LOB: 1 BB: 1 P: 25	R: 0 E: 0 K: 1 S: 10	H: 1 LOB: 0 BB: 0 P: 13	R: 0 E: 0 K: 0 S: 9	H: 0 LOB: 0 BB: 0 P: 13	R: 0 E: 0 K: 1 S: 8	H: 0 LOB: 0 BB: 0 P: 10	R: 0 E: 0 K: 3 S: 10	H: 0 LOB: 0 BB: 0 P: 15	R: 0 E: 0 K: 1 S: 10	H: 1 LOB: 1 BB: 0 P: 13	R: 1 E: 0 K: 0 S: 6	H: 2 LOB: 2 BB: 0 P: 10

1B: 6	SF: 0	WP: 0	PA: 35
2B: 1	SAC: 1	PB: 0	
3B: 0	DP: 1	SB: 0	
HR: 2	HBP: 0	CS: 0	

PITCHER		IP	WLS	BF	H	R	ER	SO	BB	IBB	HBP	BLK	WP	HR	S	P	ERA	WHIP
30 Ted Lilly, L ERA: 3.9	(1, 1)	7.0		27	6	5	5	10	1	0	0	0	0	2	75	104	6.43	1.000
Bob Howry, R ERA: 3.89	(8, 1)	1.1	L	8	3	1	1	1	0	0	0	0	0	0	16	23	6.75	2.250

PITCHER	IP	WLS	BF	H	R	ER	SO	BB	IBB	HBP	BLK	WP	HR	S	P	ERA	WHIP

Chicago Cubs @ Chicago White Sox

U.S. Cellular Field, Chicago, IL

Fri Jun 22 2007, 4:05 PM EDT

Att. 39,046 - Partly Cloudy - 70 F

TOP

livebaseballscorecards.com

Batter	1	2	3	4	5	6	7	8	9	AB	R	H	RBI	BB	SO	LOB
12 Alfonso Soriano, R (1, 7) OBP: 0.357, SLG: 0.548	B CH 72 F FC 82 B FA 88 F FC 83 F CH 79 B FA 87 F FA 87 X SL 83 3-2 HR		B FA 87 C CU 70 F FA 87 C FA 88 1-3 ② K			F SL 80 F FA 86 B FA 83 X CH 76 1-2 17 FC3-6 1B		B SL 80 X FA 92 1-0 ③ P3		4	1	2	1	0	1	0
17 Mike Fontenot, L (1, 4) OBP: 0.358, SLG: 0.620	C FA 87 B CU 73 X FA 86 1-1 ① F8		C SL 81 F FA 86 F CU 71 B FA 88 S CU 73 1-3 ③ K			1 SAFE 1 SAFE X FC 79 0-0 ① FC3-6 1-2f			C FA 88 B FF 92 B FA 89 X FA 93 2-1 25 BB 16 1B 1B	4	1	1	0	0	1	1
25 Derrek Lee, R (1, 3) OBP: 0.429, SLG: 0.527	B FA 86 C FA 87 B CH 78 C CH 78 C FA 88 2-3 ② K			B CU 69 B FA 84 C FA 84 F FC 81 B FA 86 X FA 87 3-2 16 HBP 1B		B FA 84 B FA 84 C FA 84 X FA 85 2-1 ② F9			F FA 93 B FA 93 D SL 83 B FA 92 B FA 93 4-1 SH1-4 16 1B 1-2 29 FC3-2 BB	3	0	1	0	1	1	1
16 Aramis Ramirez, R (1, 10) OBP: 0.359, SLG: 0.556 Jacque Jones, L (9, PR) OBP: 0.295, SLG: 0.328 (9, 10)	B FA 87 S SL 83 B FA 88 X CH 78 2-1 HR			C FA 86 F FA 86 B FA 85 F FA 86 F FA 86 H FC 83 2-2 G6-4-3 1-2 HBP		**B FA 85** 1 SAFE F FA 85 1 SAFE 1 SAFE F FA 85 X FA 86 1-2 ③ F7			X FA 93 0-0 29 FC3-2 SH1-4 20 E 1-2 2-H 1B	3 0	1 1	2 0	2 0	0 0	0 0	1 0
Mark DeRosa, R (1, 5) OBP: 0.347, SLG: 0.433	C FA 86 F SL 83 B FA 88 B FA 84 F FC 79 X CU 71 2-2 ③ G6-3			B FA 86 S FA 85 B FA 86 B CH 77 F FA 86 S FA 86 3-3 ① K			C CU 67 C FA 84 B FA 83 X CH 76 1-2 ① P4		L SL 85 X SL 85 0-1 ① SH1-4 1-2 2-3	3	0	0	0	0	1	2
Rob Bowen, S (1, 2) OBP: 0.377, SLG: 0.420		C FA 85 B FA 84 S FA 85 B FA 86 F SL 82 B CH 78 X FA 86 3-2 ① F9		B FA 86 X FA 86 1-0 ②③ G6-4-3 1-2f			C SL 82 B SL 78 B CH 75 C FA 84 B FA 86 X CU 70 3-2 ② G6-3		B SL 84 B FA 94 B FA 94 C FA 92 B FA 93 4-1 29 FC3-2 20 E BB	3	1	0	0	1	0	2
29 Ángel Pagán, S (1, 9) OBP: 0.351, SLG: 0.485		C CU 71 B SL 82 X SL 82 1-1 ② G4-3			C CH 77 B FA 85 C CH 76 B FA 85 X FC 81 2-2 ① F8		B FA 83 B CU 71 C FA 85 C FA 85 B CH 77 X FA 85 3-2 ③ G4-3		F FA 92 X FA 94 0-1 ② FC3-2 20 E 1-2 2-3 3-Hf	4	0	0	0	0	0	3
20 Felix Pie, L (1, 8) OBP: 0.284, SLG: 0.379		X FC 81 0-0 ③ F8			C S B B FA 86 F CU 71 X CU 71 2-2 ② P4			B CH 77 S SL 77 C SL 78 F FA 92 X SL 80 1-2 ① G6-3	C FA 93 B FA 94 X FA 94 1-1 E7 1-3 2-H 3-H 1B	4	0	1	2	0	0	0
Cesar Izturis, S (1, 6) OBP: 0.298, SLG: 0.304			B FA 84 F FC 80 F CH 77 B CH 78 B FA 86 F FA 86 F FA 86 X FA 87 3-2 ① F8		C FA 85 X CH 76 0-1 ③ G5-3			X FA 92 0-0 ② G4-3	B SL 82 C FA 94 X SL 82 1-1 ③ G5-3	4	0	0	0	0	0	2

Inning Stats																																			
	R: 2	E: 0	K: 1	S: 16	H: 2	LOB: 0	BB: 0	P: 26	R: 0	E: 0	K: 0	S: 7	H: 0	LOB: 0	BB: 0	P: 11	R: 0	E: 0	K: 2	S: 12	H: 0	LOB: 0	BB: 0	P: 17	R: 0	E: 0	K: 1	S: 11	H: 1	LOB: 1	BB: 0	P: 20	R: 0	E: 0	K: 0	S: 9	H: 0	LOB: 0	BB: 0	P: 13
	R: 0	E: 0	K: 0	S: 9	H: 1	LOB: 1	BB: 0	P: 13	R: 0	E: 0	K: 0	S: 9	H: 0	LOB: 0	BB: 0	P: 16	R: 0	E: 0	K: 0	S: 6	H: 0	LOB: 0	BB: 0	P: 8	R: 3	E: 1	K: 0	S: 13	H: 3	LOB: 2	BB: 2	P: 25	1B: 5	2B: 0	3B: 0	HR: 2	SF: 0	SAC: 1	DP: 1	HBP: 1

	AB	32
	R	5
	H	7
	RBI	5
	BB	2
	SO	4
	LOB	12

WP: 0 PA: 36
PB: 0
SB: 0
CS: 0

PITCHER		IP	WLS	BF	H	R	ER	SO	BB	IBB	HBP	BLK	WP	HR	S	P	ERA	WHIP
56 Mark Buehrle, L ERA: 3.39	(1, 1)	7.0	L	25	4	2	2	4	0	0	1	0	0	2	73	116	2.57	0.571
57 Boone Logan, L ERA: 4.12	(8, 1)	0.2		2	0	0	0	0	0	0	0	0	0	0	5	6	0.00	0.000
46 Nick Masset, R ERA: 7.16	(8, 1)	0.1		4	2	3	3	0	1	0	0	0	0	0	5	12	81.00	9.000
Ryan Bukvich, R ERA: 6.43	(9, 1)	0.1		2	0	0	0	0	1	0	0	0	0	0	3	7	0.00	3.000
37 Matt Thornton, L ERA: 6.33	(9, 1)	0.2		3	1	0	0	0	0	0	0	0	0	0	6	8	0.00	1.500

PITCHER		IP	WLS	BF	H	R	ER	SO	BB	IBB	HBP	BLK	WP	HR	S	P	ERA	WHIP

Batter	1	2	3	4	5	6	7	8	9	AB	R	H	RBI	BB	SO	LOB
17 Darin Erstad, L (1, 8) OBP: 0.311, SLG: 0.341 30 Luis Terrero, R (1, PH) (2, 8) OBP: 0.365, SLG: 0.475 8 Alex Cintron, S (9, PH) OBP: 0.260, SLG: 0.267	C CH 83 S CH 84 F CH 82 F SL 75 B FA 91 B FA 91 F FA 92 T FA 93 2-2 ① K			X FA 91 0-0 ① P6		X FA 92 0-0 ② B1-3			C FA 91 F FA 91 F SL 86 B CH 84 B FA 91 F SL 85 B FA 93 F FA 92 X FA 93 3-2 ① F8	0 3 1	0 0 0	0 0 0	0 0 0	0 0 0	0 1 0	0 0 0
Tadahito Iguchi, R (1, 4) OBP: 0.329, SLG: 0.357	C FA 91 T SL 84 B FA 94 S FA 88 1-3 ② K			X SL 80 0-0 25 BB 1B		F FA 93 S FA 92 B FA 94 S FA 94 1-3 ③ K			B FA 92 B FA 93 B FF 92 C FA 91 F FA 92 F FA 92 C FA 93 3-3 ② K	4	0	1	0	0	3	0
25 Jim Thome, L (1, 10) OBP: 0.465, SLG: 0.548	F FA 95 B FA 94 S FA 88 B FA 95 B FA 88 S CH 87 3-3 ③ K			B FA 93 D CH 83 S CH 82 B CH 83 B FA 89 4-1 **1-2** BB			S FA 89 S CH 85 X FA 94 0-2 ① F7		C FA 92 S CH 84 B FA 92 B CH 84 X CH 83 2-2 ③ G4-3	3	0	0	0	1	1	0
14 Paul Konerko, R (1, 3) OBP: 0.344, SLG: 0.444		C C B B B T 3-2 ① K		B FA 91 F FA 92 B CH 83 F FC 84 F SL 85 C FA 94 2-3 ② K			B FA 94 B FA 94 S FC 89 B SL 84 X FA 92 3-1 HR			3	1	1	1	0	2	2
12 A.J. Pierzynski, L (1, 2) OBP: 0.297, SLG: 0.412		C FA 95 B FA 90 X FA 91 1-1 ② P5		F CH 84 F FA 94 F SL 83 F FA 95 B X FA 93 1-2 ③ G4-3			B CH 82 X FA 90 1-0 23 G5-4-3 1B			3	0	1	0	0	0	2
23 Jermaine Dye, R (1, 9) OBP: 0.286, SLG: 0.422		B SL 82 B SL 73 S FA 91 X SL 81 2-1 ③ P4			C FA 92 C FA 90 B SL 84 F SL 85 B FA 94 S CH 86 2-3 ① K		X FA 91 0-0 ② ③ G5-4-3 **1-2f**			3	0	0	0	0	1	1
Rob Mackowiak, L (1, 7) OBP: 0.315, SLG: 0.319			C FA 90 B CH 87 S CH 84 F FA 95 S SL 82 1-3 ① K		F FA 91 B SL 70 F SL 80 S FA 93 1-3 ② K			B FA 89 B FA 89 S FA 92 X CH 83 2-1 ① G3-1		3	0	0	0	0	2	0
22 Josh Fields, R (1, 5) OBP: 0.291, SLG: 0.423			F FA 94 S FA 94 B FA 96 B SL 83 S SL 84 2-3 ② K		B SL 80 F FA 94 X CH 86 1-1 ③ G5-3			C FA 93 S FA 94 F FA 93 B SL 85 B FA 95 B FA 96 C FA 93 3-3 ② K		3	0	0	0	0	2	0
5 Juan Uribe, R (1, 6) OBP: 0.282, SLG: 0.333			C FA 94 S FA 94 B SL 82 T FA 94 1-2 ③ K			B FA 91 F FA 91 X FA 92 1-1 ① P6		C FA 94 C SL 82 B FA 95 F CH 86 F CH 84 X FA 94 1-2 ③ F9		3	0	0	0	0	1	0
Inning Stats	R: 0 E: 0 K: 3 S: 12 H: 0 LOB: 0 BB: 0 P: 18	R: 0 E: 0 K: 1 S: 7 H: 0 LOB: 0 BB: 0 P: 13	R: 0 E: 0 K: 3 S: 10 H: 0 LOB: 0 BB: 0 P: 14	R: 0 E: 0 K: 1 S: 12 H: 1 LOB: 2 BB: 1 P: 19	R: 0 E: 0 K: 2 S: 9 H: 0 LOB: 0 BB: 0 P: 13	R: 0 E: 0 K: 1 S: 6 H: 0 LOB: 0 BB: 0 P: 8	R: 1 E: 0 K: 0 S: 7 H: 2 LOB: 0 BB: 0 P: 11	R: 0 E: 0 K: 1 S: 11 H: 0 LOB: 0 BB: 0 P: 17	R: 0 E: 0 K: 1 S: 13 H: 0 LOB: 0 BB: 0 P: 21	1B: 2 2B: 0 3B: 0 HR: 1 SF: 0 SAC: 0 DP: 1 HBP: 0	WP: 0 PB: 0 SB: 0 CS: 0 PA: 30					

PITCHER	IP	WLS	BF	H	R	ER	SO	BB	IBB	HBP	BLK	WP	HR	S	P	ERA	WHIP
38 Carlos Zambrano, R (1, 1) ERA: 4.27	8.0	W	27	3	1	1	12	1	0	0	0	0	1	74	113	1.12	0.500
46 Ryan Dempster, R (9, 1) ERA: 3.38	1.0		3	0	0	0	1	0	0	0	0	0	0	13	21	0.00	0.000

PITCHER	IP	WLS	BF	H	R	ER	SO	BB	IBB	HBP	BLK	WP	HR	S	P	ERA	WHIP

BOTTOM

Chicago Cubs @ Chicago White Sox

U.S. Cellular Field, Chicago, IL

Fri Jun 22 2007, 4:05 PM EDT

Att. 39,046 - Partly Cloudy - 70 F

livebaseballscorecards.com

AB	29
R	1
H	3
RBI	1
BB	1
SO	13
LOB	5

Chicago Cubs @ Chicago White Sox
U.S. Cellular Field, Chicago, IL
Sat Jun 23 2007, 1:05 PM EDT
Att. 39,043 - Cloudy - 65 F

TOP

livebaseballscorecards.com

Batter	1	2	3	4	5	6	7	8	9	AB	R	H	RBI	BB	SO	LOB
12 Alfonso Soriano, R (1, 7) OBP: 0.356, SLG: 0.554	B FA 91 X FA 89 1-0 HR		C SL 79 S CU 73 B FF 90 B SL 84 X CU 72 2-2 ① F7		C FA 87 B FA 88 F SL 85 B FF 92 S FA 93 2-3 ③ K			F SL 86 X SL 86 0-1 ① F8		4	1	1	1	0	1	3
17 Mike Fontenot, L (1, 4) OBP: 0.351, SLG: 0.593	B FA 90 B FA 90 C FA 90 B CH 85 X FA 91 3-1 1B		C CH 80 B CH 85 B CH 82 S CH 80 F CH 78 F FA 91 B SL 78 X CH 78 3-2 ② G6-3			B FF 90 C CH 81 B CH 85 F FF 91 F CH 81 B FA 92 X FA 91 3-2 ① F7		1 SAFE C CH 75 C SL 77 S SL 78 0-3 ② K 1-2		4	0	1	0	0	1	2
25 Derrek Lee, R (1, 3) OBP: 0.427, SLG: 0.527	B FF 91 C SL 83 S CU 71 S FF 92 1-3 ① K		F FA 91 B FA 87 B SL 79 F SL 80 B FA 92 S CU 78 3-3 ③ K			B CH 83 B FA 92 C FA 92 X SL 86 2-1 2B		C SL 87 F FA 93 B FA 95 B CU 81 S SL 90 2-3 ③ K		4	0	1	0	0	3	3
16 Aramis Ramirez, R (1, 10) OBP: 0.353, SLG: 0.546	S SL 85 F FF 92 S FA 92 0-3 ② K			C CU 72 B CH 85 S SL 85 X FF 92 1-2 ① P3		C CH 69 X CU 71 0-1 ② F8			B SL 86 F FA 90 B SL 85 B FA 93 X FA 92 3-1 ① G5-3	4	0	0	0	0	1	2
15 Cliff Floyd, L (1, 9) OBP: 0.358, SLG: 0.399 29 Ángel Pagán, S (9, PR) OBP: 0.351, SLG: 0.485 (9, 9)	B SL 85 1 SAFE X FA 91 1-0 ③ P4			S CH 82 B CH 83 X FA 87 1-1 ② P6		C CU 75 S CH 84 D CH 81 B CH 82 S CH 81 2-3 ③ K			B FA 92 X FA 93 1-0 32 1B 2 SH1-3 1B	4 0	0 1	1 0	0 0	0 0	1 0	2 0
Rob Bowen, S (1, 2) OBP: 0.367, SLG: 0.407 32 Daryle Ward, L (9, PH) OBP: 0.453, SLG: 0.405 Koyie Hill, S (9, PR) OBP: 0.258, SLG: 0.321 (9, 2)		S X 0-1 ① L4		S FF 92 B FA 91 B FA 92 B CU 74 S FF 92 S CH 81 3-3 ③ K			B CH 81 C SL 84 S FA 90 B FA 90 S CH 79 2-3 ① K		X FA 93 0-0 ① 2 SH1-3 1-3 1B	3 1 0	0 0 0	0 1 0	0 0 0	0 0 0	2 0 0	0 0 0
2 Ryan Theriot, R (1, 5) OBP: 0.313, SLG: 0.318		B X 1-0 ② F7			B SL 84 C SL 84 S CH 86 F FA 88 F CU 74 B CH 83 X SL 86 2-2 ① F9		B CU 75 S SL 85 F SL 86 F FA 92 B CU 71 X SL 84 2-2 ② G6-3		F FA 89 X FA 89 0-1 ② SH1-3 1-2 3-H	3	0	0	1	0	0	0
20 Felix Pie, L (1, 8) OBP: 0.275, SLG: 0.367		C SL 86 F CH 81 B FA 92 F CH 86 F CU 70 F FA 93 S FA 92 1-3 ③ K			F CH 85 C CH 86 B FA 86 B CH 78 X FA 92 2-2 ② F9		B CU 76 X CH 78 1-0 ③ G2-3		B FA 91 F FA 93 B SL 88 F FA 93 C CU 82 2-3 ③ K	4	0	0	0	0	2	2
Cesar Izturis, S (1, 6) OBP: 0.310, SLG: 0.322			C FA 90 X CU 74 0-1 2B		C FA 92 B FA 92 X CH 81 1-1 1B			C FA 92 X CH 85 0-1 17 S 1B		3	0	3	0	0	0	0
Inning Stats	R: 1 E: 0 K: 2 S: 10 H: 2 LOB: 1 BB: 0 P: 16	R: 0 E: 0 K: 1 S: 9 H: 0 LOB: 0 BB: 0 P: 11	R: 0 E: 0 K: 1 S: 13 H: 1 LOB: 1 BB: 0 P: 21	R: 0 E: 0 K: 1 S: 8 H: 0 LOB: 0 BB: 0 P: 13	R: 0 E: 0 K: 1 S: 13 H: 1 LOB: 1 BB: 0 P: 20	R: 0 E: 0 K: 1 S: 11 H: 1 LOB: 1 BB: 0 P: 18	R: 0 E: 0 K: 1 S: 8 H: 0 LOB: 0 BB: 0 P: 13	R: 0 E: 0 K: 2 S: 10 H: 1 LOB: 1 BB: 0 P: 12	R: 1 E: 0 K: 1 S: 9 H: 2 LOB: 2 BB: 0 P: 15	1B: 5 2B: 2 3B: 0 HR: 1 SF: 0 SAC: 1 DP: 0 HBP: 0						

	AB	34
	R	2
	H	8
	RBI	2
	BB	0
	SO	11
	LOB	14

WP: 0 PB: 0 SB: 1 CS: 0 PA: 35

PITCHER		IP	WLS	BF	H	R	ER	SO	BB	IBB	HBP	BLK	WP	HR	S	P	ERA	WHIP
Javier Vazquez, R ERA: 4.15	(1, 1)	7.0		26	5	1	1	8	0	0	0	0	0	1	72	112	1.29	0.714
Ryan Bukvich, R ERA: 6.14	(8, 1)	0.1		2	1	0	0	0	0	0	0	0	0	0	4	4	0.00	3.000
57 Boone Logan, L ERA: 4.05	(8, 1)	0.1		1	0	0	0	1	0	0	0	0	0	0	3	3	0.00	0.000
45 Bobby Jenks, R ERA: 3.14	(8, 1)	1.1	L	6	2	1	1	2	0	0	0	0	0	0	12	20	6.75	1.500

PITCHER	IP	WLS	BF	H	R	ER	SO	BB	IBB	HBP	BLK	WP	HR	S	P	ERA	WHIP

BOTTOM

Chicago Cubs @ Chicago White Sox

U.S. Cellular Field, Chicago, IL

Sat Jun 23 2007, 1:05 PM EDT

Att. 39,043 - Cloudy - 65 F

livebaseballscorecards.com

Batter	1	2	3	4	5	6	7	8	9	AB	R	H	RBI	BB	SO	LOB
22 Scott Podsednik, L (1, 7) OBP: 0.381, SLG: 0.432	C FA 87 B FA 88 C SL 81 F CU 70 X FA 89 1-2 26 G4-3 26 S 25 G6-3 1B		C CU 70 B CU 71 B FA 88 B CU 68 S FA 88 S FA 87 3-3 ① K		B CU 70 C FA 88 C SL 83 X CU 71 1-2 ② G4-3		B FA 94 C FA 93 B SL 81 C CU 78 B SL 80 B SL 78 4-2 BB		B FA 92 C FA 91 B FA 92 X FF 92 2-1 ③ F7	4	1	1	0	1	1	0
26 Andy González, R (1, 9) OBP: 0.303, SLG: 0.276 Rob Mackowiak, L (7, PH) OBP: 0.313, SLG: 0.317 (8, 9)	1 SAFE B FA 89 C FA 89 S CU 71 X CU 72 1-2 ① G4-3 1-3		C FA 89 B CU 71 C FA 84 F CU 71 B FA 90 F CU 71 S FA 89 2-3 ② K		C CU 70 C CU 71 B FA 90 S FA 90 1-3 ③ K		F FA 89 1 SAFE P PO 83 S SL 82 X FA 89 1-2 ③ F7			3 1	0 0	0 0	0 0	0 0	2 0	1 1
25 Jim Thome, L (1, 10) OBP: 0.460, SLG: 0.539	C CU 71 B FA 90 S CU 72 B CU 72 X FA 89 2-2 ② G6-3 3-H		B FA 90 B CU 72 B FA 89 C FA 89 X FA 90 3-1 1B			B CU 70 F CU 70 X FA 89 1-1 ① F7		S FA 88 S SL 82 C FA 89 0-3 ① K		4	0	1	1	0	1	0
14 Paul Konerko, R (1, 3) OBP: 0.343, SLG: 0.444	B FA 88 C SL 82 B FA 89 X CU 71 2-1 2B		C FA 89 F CU 72 C FA 90 0-3 ③ K			B CU 70 F FA 88 F CU 70 X FA 89 1-2 ② F7		C FA 90 X FA 90 0-1 E6 BB		4	0	1	0	0	1	1
12 A.J. Pierzynski, L (1, 2) OBP: 0.297, SLG: 0.406	B FA 89 C FA 88 X SL 83 1-1 ③ L5			S CU 71 F CU 70 B CU 72 S FA 88 1-3 ① K		B FA 86 B SL 83 F FA 89 B CU 71 F FA 90 F CU 71 F FA 89 B CU 71 4-2 BB		X SL 82 0-0 ② F9		3	0	0	0	1	1	2
Tadahito Iguchi, R (1, 4) OBP: 0.332, SLG: 0.354		C FA 88 X FA 88 0-1 ① L4		C CU 72 B FA 90 C CU 71 F CU 72 S FA 89 1-3 ② K		B CU 70 F FA 88 B FA 88 B CU 70 B FA 87 4-1 22 FC5-4 1-2 BB		B SL 86 B SL 85 B FA 90 C FA 90 B FA 90 4-1 1-2 BB		2	0	0	0	2	1	0
22 Josh Fields, R (1, 5) OBP: 0.305, SLG: 0.429		S FA 88 F FA 88 X FA 89 0-2 30 1B 1B		B CU 72 S FA 89 B FA 89 C CU 72 B CU 72 X CU 72 3-2 30 FC6 1B		C FA 93 B SL 81 X SL 79 1-1 ③ FC5-4 1-2f		C FA 86 X SL 86 0-1 ③ G1-3		4	0	2	0	0	0	4
30 Luis Terrero, R (1, 8) OBP: 0.359, SLG: 0.462		C FA 88 B FA 88 1 SAFE 1 SAFE C CU 71 B FA 89 B CU 71 X SL 80 3-2 ② 1-3 1B		S FA 88 S FA 89 B FA 89 X CU 72 1-2 ③ FC6 1-2f			C SL 81 X FA 93 0-1 ① F7		C FA 93 B FA 94 F FF 92 F FA 93 S FA 91 1-3 ① K	4	0	1	0	0	1	1
5 Juan Uribe, R (1, 6) OBP: 0.278, SLG: 0.328 Alex Cintron, S (9, PH) OBP: 0.258, SLG: 0.264		X CU 71 0-0 ③ G5-3			C FA 88 B CU 70 F FA 88 X CU 71 1-2 ① L5		B SL 82 B SL 80 B FA 93 C FA 92 S SL 79 S SL 80 3-3 ② K		B FA 91 C FF 93 S FA 93 B FA 92 S FF 92 2-3 ② K	3 1	0 0	0 0	0 0	0 0	1 1	1 0
Inning Stats	R: 1 E: 0 K: 0 S: 14 H: 2 LOB: 1 BB: 0 P: 21	R: 0 E: 0 K: 0 S: 9 H: 2 LOB: 1 BB: 0 P: 12	R: 0 E: 0 K: 3 S: 13 H: 1 LOB: 1 BB: 0 P: 21	R: 0 E: 0 K: 2 S: 13 H: 1 LOB: 1 BB: 0 P: 19	R: 0 E: 0 K: 1 S: 9 H: 0 LOB: 0 BB: 0 P: 12	R: 0 E: 0 K: 0 S: 12 H: 0 LOB: 2 BB: 2 P: 23	R: 0 E: 0 K: 1 S: 11 H: 0 LOB: 1 BB: 1 P: 18	R: 0 E: 1 K: 1 S: 9 H: 0 LOB: 2 BB: 1 P: 13	R: 0 E: 0 K: 2 S: 9 H: 0 LOB: 0 BB: 0 P: 14	1B: 5 2B: 1 3B: 0 HR: 0	SF: 0 SAC: 0 DP: 0 HBP: 0	WP: 0 PB: 0 SB: 1 CS: 0	PA: 37				

	AB	33
	R	1
	H	6
	RBI	1
	BB	4
	SO	10
	LOB	11

PITCHER		IP	WLS	BF	H	R	ER	SO	BB	IBB	HBP	BLK	WP	HR	S	P	ERA	WHIP
53 Rich Hill, L ERA: 3.13	(1, 1)	5.2		24	6	1	1	6	2	0	0	0	0	0	68	105	1.59	1.412
49 Carlos Marmol, R ERA: 0.96	(6, 1)	1.0		4	0	0	0	1	1	0	0	0	0	0	9	17	0.00	1.000
13 Will Ohman, L ERA: 4.64	(7, 1)	1.0		4	0	0	0	1	0	0	0	0	0	0	10	10	0.00	0.000
43 Michael Wuertz, R ERA: 3.41	(8, 1)	0.1	W	2	0	0	0	0	1	0	0	0	0	0	3	7	0.00	3.000
Bob Howry, R ERA: 3.79	(9, 1)	1.0	S	3	0	0	0	2	0	0	0	0	0	0	9	14	0.00	0.000

PITCHER	IP	WLS	BF	H	R	ER	SO	BB	IBB	HBP	BLK	WP	HR	S	P	ERA	WHIP

Batter	1	2	3	4	5	6	7	8	9	AB	R	H	RBI	BB	SO	LOB
12 Alfonso Soriano, R (1, 7) OBP: 0.360, SLG: 0.566	F FA 91 B CH 86 F CH 84 F CH 75 B FA 92 S SL 75 2-3 **K** ①		B FA 90 X FA 90 1-0 1-2 1B		C FS 84 X SL 76 0-1 17 1B 1B		X SL 84 0-0 HR		C SL 87 F FA 89 B FA 89 X FA 95 1-2 G6-3 ①	5	1	3	1	0	1	0
17 Mike Fontenot, L (1, 4) OBP: 0.371, SLG: 0.586	C FA 92 B CH 76 X FA 91 1-1 F8 ②		X FA 90 0-0 F6 ②		B FA 87 1 SAFE X FA 90 1-0 1-3 1B		C FA 89 B CH 74 C CH 73 B CH 74 X FA 90 2-2 25 S 1B		B FA 94 C SL 84 S SL 86 F FA 90 B SL 85 F SL 86 B FA 93 F SL 86 B FA 90 4-2 BB	4	0	2	0	1	0	2
25 Derrek Lee, R (1, 3) OBP: 0.420, SLG: 0.517	C FA 92 F FA 92 X CH 77 0-2 G6-3 ③		B CU 75 B FS 85 B FS 84 F FA 90 S CH 86 F CH 86 X FA 92 3-2 F8 ③		C FA 92 F FA 92 B FA 89 X CH 78 1-2 F8 ③		B FA 90 C SL 85 B CH 84 B SL 84 C FA 91 X CH 84 3-2 1-2 P6 ②		B FA 95 F FA 94 S FA 94 X CH 88 1-2 P2 ②	5	0	0	0	0	0	6
16 Aramis Ramirez, R (1, 10) OBP: 0.354, SLG: 0.547		C FA 91 X FA 90 0-1 1B		X FA 89 0-0 L5 ①		S CH 73 B CH 79 S CH 79 X CH 72 1-2 15 1B 29 G6-3 2B	B FS 85 F SL 85 B FA 87 F CH 85 X FA 91 2-2 L8 ③		F SL 86 B FA 92 X FA 93 1-1 G1-3 ③	5	1	2	0	0	0	2
15 Cliff Floyd, L (1, 9) OBP: 0.364, SLG: 0.404 20 Felix Pie, L (7, 8) OBP: 0.281, SLG: 0.367		B FA 88 X FA 89 1-0 F7 ①		C FA 88 F SL 74 X FA 91 0-2 1B		B FA 89 C FA 88 X FA 90 1-1 29 G6-3 2-3 1B		C SL 77 B FA 94 C SL 78 B FA 94 B SL 79 F SL 78 F SL 78 B FA 95 4-2 1B 29 1B SF8-3-5-4 BB		3 0	0 1	2 0	0 0	0 1	0 0	1 0
29 Ángel Pagán, S (1, 8) OBP: 0.346, SLG: 0.472 (7, 9)		B FA 89 F FA 89 B CH 74 X FA 91 2-1 F7 ②		F FA 90 B FA 89 S CH 74 D CH 75 S CH 75 2-3 **K** ②		B FS 74 F CH 73 F CH 73 X CH 75 1-2 G6-3 ① 1-2 3-H		C FA 94 1 SAFE L SL 80 D SL 79 1 SAFE X CH 85 1-2 SF8-3-5-4 1B 1-2 1B		4	0	1	1	0	1	3
Mark DeRosa, R (1, 5) OBP: 0.346, SLG: 0.430		B CH 85 S SL 83 F CH 84 S CH 75 1-3 **K** ③		B FS 84 F SL 85 F SL 84 B CH 74 D CH 75 X FA 92 3-2 G4-3 ③		B FA 91 X FS 84 1-0 F8 ②		B SL 77 X FA 94 1-0 1-2 2-3 FC6-4 1B		4	0	1	0	0	1	3
Koyie Hill, S (1, 2) OBP: 0.257, SLG: 0.323			B FA 87 X FA 89 1-0 12 1B 1B		X SL 79 0-0 G3 ①	B CH 74 S CH 73 C FS 75 F CH 75 X CH 76 1-2 F9 ③		X FA 91 0-0 SF8-3-5-4 ①② 2-3 3-H		3	0	1	1	0	0	1
Cesar Izturis, S (1, 6) OBP: 0.303, SLG: 0.314			1 SAFE B FA 87 X FA 89 1-0 P6 ①		B FA 88 B FA 90 C FA 89 X FA 88 2-1 F9 ②		C FA 87 B CH 73 B CU 74 F FA 89 X FA 90 2-2 F8 ①	B FA 92 B CH 84 X FA 92 2-0 FC6-4 ③ 1-2f		4	0	0	0	0	0	2
Inning Stats	R: 0 E: 0 K: 1 S: 9 H: 0 LOB: 0 BB: 0 P: 12	R: 0 E: 0 K: 1 S: 8 H: 1 LOB: 1 BB: 0 P: 12	R: 0 E: 0 K: 0 S: 8 H: 2 LOB: 2 BB: 0 P: 14	R: 0 E: 0 K: 1 S: 10 H: 1 LOB: 1 BB: 0 P: 15	R: 0 E: 0 K: 0 S: 9 H: 2 LOB: 2 BB: 0 P: 13	R: 1 E: 0 K: 0 S: 13 H: 2 LOB: 1 BB: 0 P: 18	R: 1 E: 0 K: 0 S: 13 H: 2 LOB: 1 BB: 0 P: 22	R: 1 E: 0 K: 0 S: 10 H: 2 LOB: 1 BB: 1 P: 18	R: 0 E: 0 K: 0 S: 13 H: 0 LOB: 1 BB: 1 P: 20	1B: 10 2B: 2 3B: 0 HR: 1 SF: 1 SAC: 0 DP: 1 HBP: 0						

PITCHER		IP	WLS	BF	H	R	ER	SO	BB	IBB	HBP	BLK	WP	HR	S	P	ERA	WHIP
52 Jose Contreras, R ERA: 4.63	(1, 1)	7.0	L	31	10	2	2	3	0	0	0	0	0	1	70	106	2.57	1.429
57 Boone Logan, L ERA: 4.29	(8, 1)	1.0		5	2	1	1	0	1	0	0	0	0	0	10	18	9.00	3.000
47 Mike MacDougal, R ERA: 6.86	(9, 1)	1.0		4	0	0	0	0	1	0	0	0	0	0	13	20	0.00	1.000

PITCHER	IP	WLS	BF	H	R	ER	SO	BB	IBB	HBP	BLK	WP	HR	S	P	ERA	WHIP

TOP

Chicago Cubs @ Chicago White Sox

U.S. Cellular Field, Chicago, IL

Sun Jun 24 2007, 2:05 PM EDT

Att. 39,194 - Overcast - 69 F

livebaseballscorecards.com

AB	37
R	3
H	12
RBI	3
BB	2
SO	3
LOB	20

Batter	1	2	3	4	5	6	7	8	9	AB	R	H	RBI	BB	SO	LOB
22 Scott Podsednik, L (1, 7) OBP: 0.391, SLG: 0.425	B FA 86 B FA 86 C FA 85 B FA 86 C FA 86 B FA 85 4-2 26 G4-6-3 BB		C FA 86 C CU 72 D SL 83 D CU 74 F SL 82 X FA 87 2-2 26 FC5-4 1-2 1B		B SL 84 B SL 84 X FA 86 2-0 ② ③ F7-2 3-H			C FA 89 F SL 81 F FA 90 F SL 81 B SL 84 B SL 80 B FA 90 X FA 90 3-2 ① G4-3		3	0	1	0	1	0	2
26 Andy González, R (1, 9) (8, 8) OBP: 0.270, SLG: 0.242	B FA 86 C FA 84 1 SAFE B FA 87 1 SAFE S SL 84 X FA 84 2-2 ① ② G4-6-3 1-2f		F SL 84 F SL 82 X CU 72 0-2 ② FC5-4 1-2f 2-3			C CU 70 C CU 72 C CU 71 0-3 ① K		C FA 91 F FA 90 B SL 84 X FA 89 1-2 ② G5-3		4	0	0	0	0	1	3
25 Jim Thome, L (1, 10) OBP: 0.450, SLG: 0.523	B FA 86 F SL 84 X FA 84 1-1 ③ F8		B CU 70 X FA 87 1-0 ③ G3-1			B CU 72 X SL 81 1-0 ② F8		C SL 80 B SL 83 B SL 79 F FA 90 S FA 91 2-3 ③ K		4	0	0	0	0	1	2
14 Paul Konerko, R (1, 3) OBP: 0.338, SLG: 0.437		X FA 87 0-0 ① G6-3		B SL 83 C FA 85 X FA 87 1-1 ① G6-3		B CU 72 C SL 79 S CU 73 B FA 86 F CU 73 B SL 78 X SL 81 3-2 ③ F8			X FA 94 0-0 ① P4	4	0	0	0	0	0	0
12 A.J. Pierzynski, L (1, 2) OBP: 0.296, SLG: 0.401		C SL 80 X FA 88 0-1 ② P2		B CU 73 X SL 81 1-0 ② G4-3			B CU 71 S CU 72 F CU 73 X SL 77 1-2 ① F7		B FA 93 B FA 93 C FA 92 B FA 92 B FA 92 4-1 1B BB	3	0	0	0	1	0	0
Tadahito Iguchi, R (1, 4) OBP: 0.339, SLG: 0.361		M FA 87 B FA 85 B SL 82 S FA 87 B FA 88 X FA 87 3-2 1B		C SL 84 C FA 86 X FA 87 0-2 ③ F9			B FA 92 B SL 80 B FA 93 C FA 91 C FA 92 F FA 92 F SL 80 X FA 92 3-2 BB 1B		C FA 93 S FA 93 B FA 91 X FA 95 1-2 1-2 1B	4	0	3	0	0	0	0
22 Josh Fields, R (1, 5) OBP: 0.286, SLG: 0.400		B SL 83 B SL 83 C FA 85 B SL 82 S FA 86 X SL 83 3-2 ③ L4			L CU 72 B CU 73 F SL 82 S CU 72 1-3 ① K		C SL 81 S FA 93 F SL 82 S FA 95 0-3 ② K		C FA 94 B FA 88 B FA 94 C FA 92 F FA 93 S FA 94 2-3 ② K	4	0	0	0	0	3	4
30 Luis Terrero, R (1, 8) OBP: 0.363, SLG: 0.463 Rob Mackowiak, L (7, PH) OBP: 0.315, SLG: 0.315 (8, 9)			C FA 86 F FA 84 S CU 75 0-3 ① K		B SL 85 F SL 79 F FA 86 F CU 73 X SL 79 1-2 5 1B 22 F7-2 1B		B FA 94 B CU 77 1 SAFE B SL 80 B FA 93 4-0 1-2 BB		F FA 93 B FA 92 S FA 93 S FA 92 1-3 ③ K	2 1	0 0	1 0	0 0	0 1	1 1	0 2
5 Juan Uribe, R (1, 6) OBP: 0.283, SLG: 0.333			X SL 85 0-0 26 FC5-4 22 1B 1B		1 SAFE X FA 86 0-0 1-3 1B		B SL 82 B SL 80 X FA 94 2-0 ③ F8			3	0	2	0	0	0	2
Inning Stats	R: 0 E: 0 K: 0 S: 7 H: 0 LOB: 0 BB: 1 P: 14	R: 0 E: 0 K: 0 S: 9 H: 1 LOB: 1 BB: 0 P: 15	R: 0 E: 0 K: 1 S: 12 H: 2 LOB: 2 BB: 0 P: 15	R: 0 E: 0 K: 0 S: 6 H: 0 LOB: 0 BB: 0 P: 8	R: 0 E: 0 K: 1 S: 9 H: 2 LOB: 1 BB: 0 P: 13	R: 0 E: 0 K: 1 S: 8 H: 0 LOB: 0 BB: 0 P: 12	R: 0 E: 0 K: 1 S: 13 H: 1 LOB: 2 BB: 1 P: 23	R: 0 E: 0 K: 1 S: 11 H: 0 LOB: 0 BB: 0 P: 17	R: 0 E: 0 K: 2 S: 12 H: 1 LOB: 2 BB: 1 P: 20	1B: 7 2B: 1 3B: 0 HR: 0 SF: 0 SAC: 0 DP: 2 HBP: 0						

PITCHER		IP	WLS	BF	H	R	ER	SO	BB	IBB	HBP	BLK	WP	HR	S	P	ERA	WHIP
45 Sean Marshall, L ERA: 2.44	(1, 1)	6.1	W	23	5	0	0	3	1	0	0	0	0	0	54	81	0.00	0.947
49 Carlos Marmol, R ERA: 0.93	(7, 1)	0.2	H	4	1	0	0	1	1	0	0	0	0	0	10	19	0.00	3.000
13 Will Ohman, L ERA: 4.43	(8, 1)	1.0	H	3	0	0	0	1	0	0	0	0	0	0	11	17	0.00	0.000
Bob Howry, R ERA: 3.68	(9, 1)	1.0	S	5	1	0	0	2	1	0	0	0	0	0	12	20	0.00	2.000

PITCHER	IP	WLS	BF	H	R	ER	SO	BB	IBB	HBP	BLK	WP	HR	S	P	ERA	WHIP

BOTTOM

Chicago Cubs @ Chicago White Sox

U.S. Cellular Field, Chicago, IL

Sun Jun 24 2007, 2:05 PM EDT

Att. 39,194 - Overcast - 69 F

livebaseballscorecards.com

AB	32
R	0
H	7
RBI	0
BB	3
SO	7
LOB	15

Colorado Rockies @ Chicago Cubs

Wrigley Field, Chicago, IL

Mon Jun 25 2007, 7:05 PM CDT

Att. 40,269 - Clear - 77 F

TOP

livebaseballscorecards.com

Batter	1	2	3	4	5	6	7	8	9	AB	R	H	RBI	BB	SO	LOB
3 Willy Taveras, R (1, 8) OBP: 0.351, SLG: 0.368 Tom Martin, L (6, 1) 10 Jeff Baker, R (8, PH) OBP: 0.307, SLG: 0.370 50 Jorge Julio, R (8, 1) 18 Cory Sullivan, L (9, PH) OBP: 0.333, SLG: 0.333 (9, 8)	C C B T 1-2 ① K	C X 0-1 ③ FC5 1-2 2-3f			X 0-0 ① B1-3	C F B X 1-2 ③ FC6-4 1-2f		B F D S 2-3 ③ K2-3	C C S 0-3 ③ K	4 0 1 0 1	0 0 0 0 0	0 0 0 0 0	0 0 0 0 0	0 0 1 0 0	1 0 1 0 1	4 0 1 0 0
Kazuo Matsui, S (1, 4) OBP: 0.346, SLG: 0.466	C C X 0-2 5 S 5 1B 1B	C F S 0-3 ① K	B C C S 1-3 ② K		X 0-0 ① L5		C B B S F X 2-2 5 BB 17 2B 1B		5	2	2	0	0	2	0
5 Matt Holliday, R (1, 7) OBP: 0.399, SLG: 0.594	C B C B X 2-2 17 BB 1-H 1B	F F T 0-2 ② K			F X 0-1 ③ F8		C B B X 2-1 ② G5-3		B B C D B 4-1 17 2B 27 1B 1-2 BB	4	1	1	1	1	1	0
17 Todd Helton, L (1, 3) OBP: 0.445, SLG: 0.479	C B B B B 4-1 27 G5-4-3 1-2 BB	B B C F X 2-2 ③ F7				C B F X 1-2 ① F7	B F S B F F B B 4-2 27 BB BB		C B B X 2-1 27 1B 11 1B 1-3 2B 2-H	3	1	1	1	2	0	0
27 Garrett Atkins, R (1, 5) OBP: 0.325, SLG: 0.401	X 0-0 ② ③ G5-4-3 1-2f			C B C X 1-2 ① G5-3		B B B B C F X 3-2 8 1B 11 1B 19 1B 1B	C B B B B 4-1 1-2 BB		B X 1-0 11 1B 2 HR 2-3 1B 3-H	4	2	2	1	1	0	2
11 Brad Hawpe, L (1, 9) OBP: 0.387, SLG: 0.531		B F X 1-1 ① G1-3		T F B F B B B 4-2 26 FC5 2 G1-6-3 BB		F D X 1-1 8 1B 19 1B 1-2 1B	B B C C D S 3-3 ③ K		X 0-0 2 HR 1-2 1B 3-H	4	2	2	1	1	1	2
2 Troy Tulowitzki, R (1, 6) OBP: 0.350, SLG: 0.422		C B F B X 2-2 E6 3 FC5 8 1B		S B F F X 1-2 ② G1-6-3 1-2		X 0-0 ② F7		B C X 1-1 19 G6-4-3 2B	X 0-0 1-H 2-H HR	5	1	2	3	0	0	3
8 Yorvit Torrealba, R (1, 2) OBP: 0.306, SLG: 0.329		C X 0-1 3 FC5 1-2 1B		B C C H 2-2 26 FC5 HBP		C B S X 1-2 19 1B 1-2 2-3 1B		B S B B F B 4-2 19 G6-4-3 BB	C B F B F F X 2-2 ① G6-3	3	0	2	0	1	0	0
26 Jeff Francis, L (1, 1) OBP: 0.185, SLG: 0.160 19 Ryan Spilborghs, R (6, PH) OBP: 0.328, SLG: 0.468 (6, 8) 40 Brian Fuentes, L (9, 1)		L M L 0-3 ② K		C B B B X 2-1 ③ FC5 1-2 2-3f		B F X 1-1 3 FC6-4 1-3 2-H 3-H 1B		X 0-0 ① ② G6-4-3 1-2f 2-3	B S F B F X 2-2 ② G6-3	2 3 0	0 0 0	0 1 0	0 2 0	0 0 0	1 0 0	4 2 0
Inning Stats	R: 1 H: 2 E: 0 LOB: 1 K: 1 BB: 1 S: 11 P: 18	R: 0 H: 1 E: 1 LOB: 2 K: 1 BB: 0 S: 12 P: 15	R: 0 H: 0 E: 0 LOB: 0 K: 2 BB: 0 S: 9 P: 11	R: 0 H: 0 E: 0 LOB: 2 K: 0 BB: 1 S: 14 P: 24	R: 0 H: 0 E: 0 LOB: 0 K: 1 BB: 0 S: 6 P: 7	R: 2 H: 4 E: 0 LOB: 2 K: 0 BB: 0 S: 18 P: 26	R: 0 H: 0 E: 0 LOB: 2 K: 1 BB: 2 S: 12 P: 25	R: 0 H: 1 E: 0 LOB: 1 K: 1 BB: 1 S: 8 P: 15	R: 6 H: 5 E: 0 LOB: 0 K: 1 BB: 1 S: 22 P: 35	1B: 10 SF: 0 2B: 2 SAC: 0 3B: 0 DP: 2 HR: 1 HBP: 1						

	AB	39
	R	9
	H	13
	RBI	9
	BB	6
	SO	8
	LOB	18

WP: 0 PA: 46
PB: 0
SB: 1
CS: 0

PITCHER		IP	WLS	BF	H	R	ER	SO	BB	IBB	HBP	BLK	WP	HR	S	P	ERA	WHIP
Jason Marquis, R ERA: 3.46	(1, 1)	5.2		27	7	3	3	5	2	0	1	0	0	0	67	97	4.76	1.588
43 Michael Wuertz, R ERA: 3.31	(6, 1)	1.0	H	5	0	0	0	0	2	0	0	0	0	0	12	23	0.00	2.000
47 Scott Eyre, L ERA: 6.92	(7, 1)	1.1	H	8	3	3	3	2	2	0	0	0	0	0	18	36	20.25	3.750
Bob Howry, R ERA: 4.3	(9, 1)	1.0	W	6	3	3	3	1	0	0	0	0	0	1	15	20	27.00	3.000

PITCHER	IP	WLS	BF	H	R	ER	SO	BB	IBB	HBP	BLK	WP	HR	S	P	ERA	WHIP

Batter	1	2	3	4	5	6	7	8	9	AB	R	H	RBI	BB	SO	LOB
12 Alfonso Soriano, R (1, 7) OBP: 0.356, SLG: 0.557	P4	G5-3		FC6-4		G6-3		K	1B	6	0	1	2	0	1	3
17 Mike Fontenot, L (1, 4) OBP: 0.418, SLG: 0.651	25 CS 1B		16 FC6-4 25 1B G5-3 1B		25 1B FC6-4 2B	3-H 1B		3-H 2B		5	2	5	2	0	0	0
25 Derrek Lee, R (1, 3) OBP: 0.423, SLG: 0.518	1-2 16 1B 1B		16 FC6-4 1-2 1B		2-3 FC6-4 1B	1 SAFE P4		F9		5	1	3	0	0	0	2
16 Aramis Ramirez, R (1, 5) OBP: 0.351, SLG: 0.539	1-2 29 HR 1B 1B		FC6-4 G5-3 1-2f 2-3		P4	1 SAFE G5-3		G5-3		5	1	1	0	0	0	6
Mark DeRosa, R (1, 9) OBP: 0.351, SLG: 0.434 20 Felix Pie, L (9, PR) OBP: 0.281, SLG: 0.367	1-2 2-H 29 HR 1B		G5-3 1-2 3-H		1 SAFE FC6-4 BB 29 BB 1-2f 3-H		29 FC6-4 1B		FC3-6 1B	5 0	1 0	3 0	3 0	0 0	0 0	2 0
29 Ángel Pagán, S (1, 8) OBP: 0.349, SLG: 0.500	1-H 2-H HR		P6		4-2 BB 1-2 BB		FC6-4 G5-3 1-2f		K	4	1	1	3	1	1	3
Rob Bowen, S (1, 2) OBP: 0.360, SLG: 0.389 Jacque Jones, L (9, PR) OBP: 0.295, SLG: 0.328	K			K	4-2 FC4 1-2 2-3 BB		G5-3 1-2		FC3-6 2 E 12 1B 1-2f	4 0	0 1	0 0	0 0	1 0	2 0	2 0
Cesar Izturis, S (1, 6) OBP: 0.304, SLG: 0.315 43 Michael Wuertz, R (6, 1) 47 Scott Eyre, L (7, 1) Bob Howry, L (9, 1) Koyie Hill, S (9, PH) OBP: 0.278, SLG: 0.344		K		12 FC6-4 1B	FC4 1-2f		G3		2 E 12 1B 1B	3 0 1 0 1	0 0 0 0 1	1 0 0 0 1	0 0 0 0 1	0 0 0 0 0	1 0 0 0 0	3 0 1 0 0
Jason Marquis, L (1, 1) OBP: 0.189, SLG: 0.306 2 Ryan Theriot, R (6, 6) OBP: 0.317, SLG: 0.327		L6		K		12 G6-3 12 BLK 17 1B 1B		12 S 17 2B 2B	FC4 12 1B 1-2 2-3	2 3	0 2	0 2	0 2	0 0	1 0	1 2
Inning Stats	R: 4 H: 5 E: 0 LOB: 0 K: 1 BB: 0 S: 19 P: 27	R: 0 H: 0 E: 0 LOB: 0 K: 1 BB: 0 S: 6 P: 10	R: 1 H: 2 E: 0 LOB: 1 K: 0 BB: 0 S: 10 P: 18	R: 0 H: 1 E: 0 LOB: 1 K: 2 BB: 0 S: 8 P: 11	R: 1 H: 2 E: 0 LOB: 3 K: 0 BB: 2 S: 14 P: 27	R: 1 H: 2 E: 0 LOB: 1 K: 0 BB: 0 S: 11 P: 13	R: 0 H: 1 E: 0 LOB: 1 K: 0 BB: 0 S: 10 P: 19	R: 1 H: 2 E: 0 LOB: 1 K: 1 BB: 0 S: 10 P: 15	R: 2 H: 3 E: 1 LOB: 2 K: 1 BB: 0 S: 12 P: 18	1B: 14 SF: 0 2B: 3 SAC: 0 3B: 0 DP: 0 HR: 1 HBP: 0						

PITCHER		IP	WLS	BF	H	R	ER	SO	BB	IBB	HBP	BLK	WP	HR	S	P	ERA	WHIP
26 Jeff Francis, L ERA: 3.8	(1, 1)	5.0		26	10	6	6	4	2	0	0	0	0	1	57	93	10.80	2.400
Tom Martin, L ERA: 3.79	(6, 1)	2.0		9	3	1	1	0	0	0	0	1	0	0	21	32	4.50	1.500
50 Jorge Julio, R ERA: 6.35	(8, 1)	1.0		5	2	1	1	1	0	0	0	0	0	0	10	15	9.00	2.000
40 Brian Fuentes, L ERA: 2.36	(9, 1)	0.2	L	6	3	2	0	1	0	0	0	0	0	0	12	18	0.00	4.500

PITCHER	IP	WLS	BF	H	R	ER	SO	BB	IBB	HBP	BLK	WP	HR	S	P	ERA	WHIP

BOTTOM

Colorado Rockies @ Chicago Cubs

Wrigley Field, Chicago, IL

Mon Jun 25 2007, 7:05 PM CDT

Att. 40,269 - Clear - 77 F

livebaseballscorecards.com

AB	44
R	10
H	18
RBI	10
BB	2
SO	6
LOB	25

Batter	1	2	3	4	5	6	7	8	9	AB	R	H	RBI	BB	SO	LOB
3 Willy Taveras, R (1, 8) OBP: 0.360, SLG: 0.378	C F B B S 2-3 ① K		B F X 1-1 2 1B 1B	B B F B B 4-1 BB			C F X 0-2 17 WP 2B		X 0-0 1-2 1B	4	0	3	0	1	1	0
2 Troy Tulowitzki, R (1, 6) OBP: 0.348, SLG: 0.418	B C F F B C 2-3 ② K		X 0-0 ② 1-3 1B	C 1 SAFE C 1 SAFE X 0-2 ③ F9			C F S 0-3 K ①		B C F B C 2-3 K ①	5	0	1	0	0	3	5
5 Matt Holliday, R (1, 7) OBP: 0.396, SLG: 0.587	C X 0-1 ③ G5-3		S S F B B D B 4-2 BB		B F F B B F S 2-3 ① K		B S S S 1-3 ② K		F S F B S 1-3 ② K	4	0	0	0	1	3	3
17 Todd Helton, L (1, 3) OBP: 0.442, SLG: 0.472		C B B C F B F F B 4-2 19 BB 27 1B 20 G5-3 BB	B F B B C S 3-3 ③ K		F F X 0-2 ② L8		C D S F B X 2-2 P3 ③ 2-3		C X 0-1 P6 ③	4	1	0	0	1	1	5
27 Garrett Atkins, R (1, 5) OBP: 0.327, SLG: 0.400		C X 0-1 20 G5-3 19 BB 1-2 1B		C B B F F B F B 4-2 20 F8 19 1B 2B BB	B C B X 2-1 ③ F7			B F C F B X 2-2 ① F9		3	1	1	0	1	0	0
19 Ryan Spilborghs, R (1, 9) OBP: 0.338, SLG: 0.462		B B B B 4-0 20 G5-3 1-2 2-3 BB		F X 0-1 20 F8 1-2 2B 1B		C B C X 1-2 ① G5-3		X 0-0 ② F8		3	1	1	0	1	0	0
20 Chris Iannetta, R (1, 2) OBP: 0.313, SLG: 0.319		B F X 1-1 ① ② G5-3 1-2 2-3f 3-H		X 0-0 ① F8 1-2 2-3		C B C B F X 2-2 ② G1-3		S F C 0-3 ③ K		4	0	0	0	0	1	4
Jamey Carroll, R (1, 4) OBP: 0.314, SLG: 0.267		B C F X 1-2 ③ G4-3		C X 0-1 31 SH1-4 2-H 3-H 2B		C B B F B F X 3-2 HR			C B F B B F X 3-2 18 1B 2B	4	2	3	3	0	0	1
31 Rodrigo Lopez, R (1, 1) OBP: 0.133, SLG: 0.071			B C F S 1-3 ① K	B B C X 2-1 ② SH1-4 2-3		C C X 0-2 ③ P6			B B S B X 3-1 3 1B 2-H 1B	1	0	0	0	0	1	0
35 Taylor Buchholz, R (5, 1) OBP: 0.235, SLG: 0.133										1	0	0	0	0	0	0
Jeremy Affeldt, L (7, 1)										0	0	0	0	0	0	0
LaTroy Hawkins, R (8, 1)										0	0	0	0	0	0	0
18 Cory Sullivan, L (9, PH) OBP: 0.500, SLG: 0.500										1	0	1	1	0	0	0
Inning Stats	R: 0 E: 0 K: 2 S: 9 / H: 0 LOB: 0 BB: 0 P: 13	R: 1 E: 0 K: 0 S: 12 / H: 1 LOB: 1 BB: 2 P: 22	R: 0 E: 0 K: 2 S: 12 / H: 2 LOB: 2 BB: 1 P: 21	R: 2 E: 0 K: 0 S: 15 / H: 2 LOB: 2 BB: 2 P: 25	R: 0 E: 0 K: 1 S: 9 / H: 0 LOB: 0 BB: 0 P: 13	R: 1 E: 0 K: 0 S: 14 / H: 1 LOB: 0 BB: 0 P: 20	R: 0 E: 0 K: 2 S: 13 / H: 1 LOB: 1 BB: 0 P: 16	R: 0 E: 0 K: 1 S: 8 / H: 0 LOB: 0 BB: 0 P: 10	R: 1 E: 0 K: 2 S: 16 / H: 3 LOB: 2 BB: 0 P: 25	1B: 6 2B: 3 3B: 0 HR: 1 / SF: 0 SAC: 1 DP: 1 HBP: 0						

TOP

Colorado Rockies @ Chicago Cubs

Wrigley Field, Chicago, IL

Tue Jun 26 2007, 7:05 PM CDT

Att. 40,121 - Partly Cloudy - 78 F

livebaseballscorecards.com

AB	34
R	5
H	10
RBI	4
BB	5
SO	10
LOB	18

WP: 1 PB: 0 SB: 0 CS: 0 PA: 40

PITCHER		IP	WLS	BF	H	R	ER	SO	BB	IBB	HBP	BLK	WP	HR	S	P	ERA	WHIP
30 Ted Lilly, L ERA: 4.03	(1, 1)	6.0	W	27	6	4	4	5	5	0	0	0	0	1	71	114	6.00	1.833
43 Michael Wuertz, R ERA: 3.12	(7, 1)	2.0		7	1	0	0	3	0	0	0	0	1	0	21	26	0.00	0.500
49 Carlos Marmol, R ERA: 1.35	(9, 1)	0.2		5	3	1	1	2	0	0	0	0	0	0	14	23	13.50	4.500
13 Will Ohman, L ERA: 4.37	(9, 1)	0.1	S	1	0	0	0	0	0	0	0	0	0	0	2	2	0.00	0.000

Colorado Rockies @ Chicago Cubs

Wrigley Field, Chicago, IL

Tue Jun 26 2007, 7:05 PM CDT

Att. 40,121 - Partly Cloudy - 78 F

BOTTOM

livebaseballscorecards.com

Batter	1	2	3	4	5	6	7	8	9	AB	R	H	RBI	BB	SO	LOB
12 Alfonso Soriano, R (1, 7) OBP: 0.357, SLG: 0.558	1-2 17 G5-3 16 2B 17 S 1B		2-1 17 2B	1-0 G6-3	1-2 FC5-4 1-2f			1-0 FC5-4 1-2f		5	2	2	0	0	0	3
17 Mike Fontenot, L (1, 6) OBP: 0.417, SLG: 0.642	2-1 G5-3 1-3		1-0 25 L9 2-H 2B		4-2 25 S 1B BB	3-1 L7		1-2 G5-3		4	1	1	1	1	0	2
25 Derrek Lee, R (1, 3) OBP: 0.420, SLG: 0.514	2-2 P4		0-0 L9 2-3		3-3 K 1-2	1-1 16 G4-6-3 1B				4	0	1	0	0	1	3
16 Aramis Ramirez, R (1, 5) OBP: 0.349, SLG: 0.539	2-2 15 HR 3-H 2B		0-0 P6		1-0 F9	0-0 G4-6-3 1-2f				4	1	1	1	0	0	3
15 Cliff Floyd, L (1, 9) OBP: 0.376, SLG: 0.430 29 Ángel Pagán, S (7, PH) OBP: 0.345, SLG: 0.494 (8, 9)	2-1 2-H HR		4-0 BB IBB		4-0 1B 2B IBB		2-3 K			1 1	2 0	1 0	2 0	2 0	0 1	0 0
Mark DeRosa, R (1, 4) OBP: 0.353, SLG: 0.432	0-1 G6-3		4-1 1-2 BB		0-0 1-2 2-H 2B 1B		3-3 K G6-4-3			3	1	1	1	1	1	0
Koyie Hill, S (1, 2) OBP: 0.275, SLG: 0.361		1-1 F9	1-1 F8		0-1 1-H 2-H 20 1B 2B		0-0 G6-4-3 1-2f			4	1	1	2	0	0	4
20 Felix Pie, L (1, 8) OBP: 0.280, SLG: 0.364		0-1 G3		0-0 G3	0-2 2-H 30 1B 1B			0-1 L5		4	0	1	1	0	0	0
30 Ted Lilly, L (1, 1) OBP: 0.125, SLG: 0.125 43 Michael Wuertz, R (7, 1) 32 Daryle Ward, L (8, PH) OBP: 0.463, SLG: 0.419 49 Carlos Marmol, R (9, 1) 13 Will Ohman, L (9, 1)		0-0 G4-3		3-2 G1-3	1-0 1-2 12 FC5-4 1B			0-1 12 FC5-4 1B		3 0 1 0 0	0 0 0 0 0	1 0 1 0 0	0 0 0 0 0	0 0 0 0 0	0 0 0 0 0	0 0 0 0 0
Inning Stats	R: 3 H: 3 E: 0 LOB: 0 K: 0 BB: 0 S: 19 P: 28	R: 0 H: 0 E: 0 LOB: 0 K: 0 BB: 0 S: 5 P: 6	R: 1 H: 2 E: 0 LOB: 3 K: 0 BB: 2 S: 8 P: 20	R: 0 H: 0 E: 0 LOB: 0 K: 0 BB: 0 S: 5 P: 9	R: 4 H: 4 E: 0 LOB: 2 K: 1 BB: 2 S: 17 P: 31	R: 0 H: 1 E: 0 LOB: 0 K: 0 BB: 0 S: 5 P: 9	R: 0 H: 0 E: 0 LOB: 0 K: 2 BB: 0 S: 7 P: 12	R: 0 H: 1 E: 0 LOB: 1 K: 0 BB: 0 S: 8 P: 10		1B: 6 SF: 0 2B: 4 SAC: 0 3B: 0 DP: 2 HR: 1 HBP: 0						

	AB	34
	R	8
	H	11
	RBI	8
	BB	4
	SO	3
	LOB	15

WP: 1 PA: 38
PB: 0
SB: 2
CS: 0

PITCHER		IP	WLS	BF	H	R	ER	SO	BB	IBB	HBP	BLK	WP	HR	S	P	ERA	WHIP
31 Rodrigo Lopez, R ERA: 4.09	(1, 1)	4.2	L	27	9	8	8	1	2	2	0	0	0	1	50	89	15.43	2.357
35 Taylor Buchholz, R ERA: 4.76	(5, 1)	1.1		4	1	0	0	0	0	0	0	0	0	0	9	14	0.00	0.750
Jeremy Affeldt, L ERA: 2.67	(7, 1)	1.0		3	0	0	0	2	0	0	0	0	1	0	7	12	0.00	0.000
LaTroy Hawkins, R ERA: 3.66	(8, 1)	1.0		4	1	0	0	0	0	0	0	0	0	0	8	10	0.00	1.000

PITCHER	IP	WLS	BF	H	R	ER	SO	BB	IBB	HBP	BLK	WP	HR	S	P	ERA	WHIP

Colorado Rockies @ Chicago Cubs

Wrigley Field, Chicago, IL

Wed Jun 27 2007, 1:20 PM CDT

Att. 39,972 - Partly Cloudy - 87 F

livebaseballscorecards.com

TOP

Batter	1	2	3	4	5	6	7	8	9	AB	R	H	RBI	BB	SO	LOB
18 Cory Sullivan, L (1, 8) OBP: 0.500, SLG: 0.500	C S B S 1-3 K ①		B X 1-0 5 FC6 1B			B C X 1-1 5 1B 11 1B 1B	S F F F T 0-2 K ③			4	1	2	0	0	2	0
Kazuo Matsui, S (1, 4) OBP: 0.344, SLG: 0.457	B F B X 2-1 F7 ②		C B C 1 SAFE B S 2-3 K ②			C B B X 2-1 F7 ①		B B B C F B 4-2 27 HR BB		3	1	0	0	1	1	2
5 Matt Holliday, R (1, 7) OBP: 0.397, SLG: 0.584	B B S B B 4-1 17 BB BB		X 0-0 FC6 ③ 1-2f			F 1 SAFE X 0-1 17 BB 11 1B 1-3 1B		X 0-0 F8 ①		3	1	1	0	1	0	2
17 Todd Helton, L (1, 3) OBP: 0.442, SLG: 0.468	C B C B B B 4-2 1-2 BB			F C F B X 1-2 G4-3 ①		B B B C B 4-1 11 1B 1-2 BB		C B B B X 3-1 F7 ②		2	0	0	0	2	0	1
27 Garrett Atkins, R (1, 5) OBP: 0.326, SLG: 0.409	B B F C F B X 3-2 P4 ③			C S F B F C 1-3 K ②		S F S S 0-3 K ②		B X 1-0 1-H HR		4	1	1	2	0	2	5
11 Brad Hawpe, L (1, 9)		F B X 1-1 F7 ①		S B C S 1-3 K ③		F B B F B X 3-2 1-3 2-H 3-H 1B		S X 0-1 G3 ③		4	0	1	2	0	1	0
2 Troy Tulowitzki, R (1, 6) OBP: 0.343, SLG: 0.412		B C C B S 2-3 K ②			C C F F X 0-2 G5-3 ①	F S F S 0-3 K ③			B F S C 1-3 K ①	4	0	0	0	0	3	2
8 Yorvit Torrealba, R (1, 2) OBP: 0.305, SLG: 0.328	C C B S 1-3 K ③				B F B S B F F X 3-2 48 G1-6-3 1B		C F B X 1-2 G4-3 ①		B S F B C 2-3 K ②	4	0	1	0	0	2	0
48 Jason Hirsh, R (1, 1) OBP: 0.038, SLG: 0.038 3 Willy Taveras, R (7, PH) OBP: 0.358, SLG: 0.377 Jeremy Affeldt, L (7, 1) 60 Manny Corpas, R (8, 1) 19 Ryan Spilborghs, R (9, PH) OBP: 0.333, SLG: 0.455			C F B X 1-2 L5 ①		B X 1-0 G1-6-3 ② ③ 1-2f		B S S S T B C 2-3 K ②		C B S X 1-2 G4-3 ③	2 1 0 0 1	0 0 0 0 0	0 0 0 0 0	0 0 0 0 0	0 1 0 0 0	0 0 0 0 0	1 0 0 0 0
Inning Stats	R: 0 E: 0 K: 1 S: 12 H: 0 LOB: 2 BB: 2 P: 26	R: 0 E: 0 K: 2 S: 8 H: 0 LOB: 0 BB: 0 P: 12	R: 0 E: 0 K: 1 S: 8 H: 1 LOB: 1 BB: 0 P: 12	R: 0 E: 0 K: 2 S: 12 H: 0 LOB: 0 BB: 0 P: 15	R: 0 E: 0 K: 0 S: 11 H: 1 LOB: 0 BB: 0 P: 15	R: 2 E: 0 K: 2 S: 17 H: 3 LOB: 2 BB: 1 P: 27	R: 0 E: 0 K: 2 S: 12 H: 0 LOB: 0 BB: 0 P: 15	R: 2 E: 0 K: 0 S: 8 H: 1 LOB: 0 BB: 1 P: 16	R: 0 E: 0 K: 2 S: 9 H: 0 LOB: 0 BB: 0 P: 13	1B: 5 2B: 0 3B: 0 HR: 1 SF: 0 SAC: 0 DP: 1 HBP: 0						

	AB	32
	R	4
	H	6
	RBI	4
	BB	4
	SO	12
	LOB	13

WP: 0 PA: 36
PB: 0
SB: 0
CS: 0

PITCHER	IP	WLS	BF	H	R	ER	SO	BB	IBB	HBP	BLK	WP	HR	S	P	ERA	WHIP
38 Carlos Zambrano, R (1, 1) ERA: 4.2	6.0	W	25	5	2	2	8	3	0	0	0	0	0	68	107	3.00	1.333
56 Billy Petrick, R (7, 1) ERA: 10.8	1.2	H	7	1	2	2	2	1	0	0	0	0	1	18	29	10.80	1.200
13 Will Ohman, L (8, 1) ERA: 4.3	0.1	H	1	0	0	0	0	0	0	0	0	0	0	2	2	0.00	0.000
49 Carlos Marmol, R (9, 1) ERA: 1.29	1.0	S	3	0	0	0	2	0	0	0	0	0	0	9	13	0.00	0.000

PITCHER	IP	WLS	BF	H	R	ER	SO	BB	IBB	HBP	BLK	WP	HR	S	P	ERA	WHIP

Batter	1	2	3	4	5	6	7	8	9	AB	R	H	RBI	BB	SO	LOB
12 Alfonso Soriano, R (1, 7) OBP: 0.353, SLG: 0.551	S B X 1-1 ① F8	S B F F S 1-3 ③ K 1-2		S S F F F X 0-2 ② G6-3		S S F F X 0-2 ③ F8				4	0	0	0	0	1	1
17 Mike Fontenot, L (1, 4) OBP: 0.434, SLG: 0.704	B B C C X 2-2 25 WP 1B		B B C T X 2-2 ① F8	C X 0-1 HR			C X 0-1 25 G3 29 SF8 2B			4	2	3	1	0	0	0
25 Derrek Lee, R (1, 3) OBP: 0.421, SLG: 0.511	B 1 SAFE B B B B 4-0 1-2 BB		B C B B B 4-1 15 BB HR BB	S B X 1-1 E4			B C D X 2-1 ① G3 2-3			2	1	0	0	2	0	1
15 Cliff Floyd, L (1, 9) OBP: 0.379, SLG: 0.424 20 Felix Pie, L (7, PR) (8, 8) OBP: 0.280, SLG: 0.364	S X 0-1 ② F7		C B D B B 4-1 1-2 HR BB	F B D F X 2-2 ③ F8			B B B B 4-0 FC4-6 BB			2 0	1 0	0 0	0 0	2 0	0 0	3 0
29 Ángel Pagán, S (1, 8) (8, 9) OBP: 0.330, SLG: 0.475	C F X 0-2 ③ G1-3		C C B B B C 2-3 ② K		C X 0-1 ① P6		B X 1-0 ② SF8 3-H			3	0	0	1	0	1	4
Mark DeRosa, R (1, 5) OBP: 0.355, SLG: 0.451		X 0-0 2 WP 2 1B 2B	D C B X 2-1 1-H 2-H HR		B B B C X 3-1 ② G6-3		X 0-0 ③ FC4-6 1-2f			4	2	2	3	0	0	1
Koyie Hill, S (1, 2) OBP: 0.273, SLG: 0.333		C B X 1-1 ① P6	B B B B 4-0 BB		F F B B S 2-3 ③ K			F B F F S 1-3 ① K		3	0	0	0	1	2	1
2 Ryan Theriot, R (1, 6) OBP: 0.316, SLG: 0.326		C B B B F B X 3-2 12 S 2-H 1B	X 0-0 ③ F9			C X 0-1 ① G6-3		X 0-0 ② L4		4	0	1	1	0	0	1
38 Carlos Zambrano, S (1, 1) OBP: 0.257, SLG: 0.457 Jacque Jones, L (6, PH) OBP: 0.294, SLG: 0.327 56 Billy Petrick, R (7, 1) 13 Will Ohman, L (8, 1) 32 Daryle Ward, L (8, PH) OBP: 0.455, SLG: 0.409 49 Carlos Marmol, R (9, 1)	C S F F S 1 SAFE 0-3 ② K			B S F F X 1-2 ① G4-3		B C F B X 2-2 ② G3		B C C S 1-3 ③ K		2 1 0 0 1 0	0 0 0 0 0 0	0 0 0 0 0 0	0 0 0 0 0 0	1 0 0 0 0 0	1 0 0 0 1 0	1 0 0 0 0 0
Inning Stats	R: 0 E: 0 K: 0 S: 10 H: 1 LOB: 2 BB: 1 P: 17	R: 1 E: 0 K: 2 S: 14 H: 2 LOB: 1 BB: 0 P: 19	R: 3 E: 0 K: 1 S: 11 H: 1 LOB: 1 BB: 3 P: 29	R: 1 E: 1 K: 0 S: 17 H: 1 LOB: 1 BB: 0 P: 21	R: 0 E: 0 K: 1 S: 7 H: 0 LOB: 0 BB: 0 P: 12	R: 0 E: 0 K: 0 S: 10 H: 0 LOB: 0 BB: 0 P: 12	R: 1 E: 0 K: 0 S: 6 H: 1 LOB: 1 BB: 1 P: 13	R: 0 E: 0 K: 2 S: 8 H: 0 LOB: 0 BB: 0 P: 10		1B: 2 2B: 2 3B: 0 HR: 2	SF: 1 SAC: 0 DP: 0 HBP: 0			WP: 2 PB: 0 SB: 1 CS: 0	PA: 36	

PITCHER		IP	WLS	BF	H	R	ER	SO	BB	IBB	HBP	BLK	WP	HR	S	P	ERA	WHIP
48 Jason Hirsh, R ERA: 5.21	(1, 1)	6.0	L	28	5	5	5	4	4	0	0	0	2	2	69	110	7.50	1.500
Jeremy Affeldt, L ERA: 2.87	(7, 1)	1.0		5	1	1	1	0	1	0	0	0	0	0	6	13	9.00	2.000
60 Manny Corpas, R ERA: 2.82	(8, 1)	1.0		3	0	0	0	2	0	0	0	0	0	0	8	10	0.00	0.000

PITCHER	IP	WLS	BF	H	R	ER	SO	BB	IBB	HBP	BLK	WP	HR	S	P	ERA	WHIP

BOTTOM

Colorado Rockies @ Chicago Cubs

Wrigley Field, Chicago, IL

Wed Jun 27 2007, 1:20 PM CDT

Att. 39,972 - Partly Cloudy - 87 F

livebaseballscorecards.com

AB	30
R	6
H	6
RBI	6
BB	5
SO	6
LOB	13

Batter	1	2	3	4	5	6	7	8	9	AB	R	H	RBI	BB	SO	LOB
1 Corey Hart, R (1, 9) OBP: 0.391, SLG: 0.524	C F B F B F F F S 2-3 ① K	B S F B S 2-3 ① K		S C B X 1-2 7 CS 1B	C F S 0-3 ① K		B B F X 2-1 1-2 1B		5	0	2	0	0	3	0
7 J.J. Hardy, R (1, 6) OBP: 0.340, SLG: 0.505	B B F B F F F B 4-2 28 HBP 8 1B 2 1B BB	B F C F T F B B B 4-2 28 1B BB		C B 1 SAFE 1 SAFE C B 1 SAFE S 2-3 ① ② K 1-2	B S X 1-1 ② F8		C C X 0-2 ② P4		3	1	0	0	2	1	3
8 Ryan Braun, R (1, 5) OBP: 0.372, SLG: 0.597	F B C F X 1-2 2 1B 28 HBP 1-2 SF9 1B	F B S T B F S 2-3 ② K		C F B F F F B X 2-2 ③ L5			X 0-0 1B		B F B B F C 3-3 ③ K	5	1	2	0	0	2	3
28 Prince Fielder, L (1, 3) OBP: 0.373, SLG: 0.619	H 1-0 2 1B 1-2 2-3 HR HBP	B C B X 2-1 1-2 1B			C X 0-1 ① F7		B C 1 SAFE F S 1-3 ③ K			3	1	1	0	0	1	1
2 Bill Hall, R (1, 8) OBP: 0.338, SLG: 0.452	B F X 1-1 1-2 2-3 3-H HR 1B	F D F S 1-3 ③ K			F B S S 1-3 ② K			F X 0-1 ① F9		4	1	1	1	0	2	2
Johnny Estrada, S (1, 2) OBP: 0.302, SLG: 0.431	F F F F D F B B X 3-2 ② SF9 3-H		F B B F F F F X 2-2 ① G5-3		S C F B X 1-2 ③ G4-3			F B F S 1-3 ② K		3	0	0	1	0	1	0
Kevin Mench, R (1, 7) OBP: 0.285, SLG: 0.429	C X 0-1 1-H 2-H HR	X 0-0 23 FC5-4 1B				B B B B 4-0 49 G4-3 BB		B B C X 2-1 ③ P3		3	1	2	3	1	0	0
23 Rickie Weeks Jr., R (1, 4) OBP: 0.348, SLG: 0.432	C B B X 2-1 E6	C B X 1-1 ② FC5-4 1-2f				C S B F C 1-3 ① K			S B F X 1-2 ① L7	4	0	0	0	0	1	2
49 Yovani Gallardo, R (1, 1) OBP: 0.250, SLG: 0.286 12 Carlos Villanueva, R (7, 1) Matt Wise, R (7, 1) Derrick Turnbow, R (8, 1) 9 Tony Graffanino, R (9, PH) OBP: 0.316, SLG: 0.395 Francisco Cordero, R (9, 1)	C C F F F X 0-2 ③ G5-3		F C F B S 1-3 ③ K			X 0-0 ② ③ G4-3 1-2f			C B B B B 4-1 1 1B BB	3 0 0 0 0 0	0 0 0 0 0 0	0 0 0 0 1 0	0 0 0 0 0 0	0 0 0 0 0 0	1 0 0 0 0 0	3 0 0 0 0 0
Inning Stats	R: 5 H: 3 E: 1 LOB: 1 K: 1 BB: 1 S: 31 P: 45	R: 0 H: 1 E: 0 LOB: 2 K: 3 BB: 1 S: 18 P: 29	R: 0 H: 1 E: 0 LOB: 1 K: 1 BB: 0 S: 14 P: 18	R: 0 H: 1 E: 0 LOB: 0 K: 1 BB: 0 S: 12 P: 17	R: 0 H: 0 E: 0 LOB: 0 K: 1 BB: 0 S: 9 P: 11	R: 0 H: 0 E: 0 LOB: 0 K: 1 BB: 1 S: 5 P: 10	R: 0 H: 1 E: 0 LOB: 1 K: 2 BB: 0 S: 10 P: 12	R: 0 H: 0 E: 0 LOB: 0 K: 1 BB: 0 S: 7 P: 10	R: 0 H: 1 E: 0 LOB: 2 K: 1 BB: 1 S: 12 P: 22	1B: 7 SF: 1 2B: 1 SAC: 0 3B: 0 DP: 2 HR: 1 HBP: 1					WP: 0 PA: 39 PB: 0 SB: 0 CS: 1	

TOP

Milwaukee Brewers @ Chicago Cubs

Wrigley Field, Chicago, IL

Fri Jun 29 2007, 1:20 PM CDT

Att. 41,909 - Cloudy - 67 F

livebaseballscorecards.com

AB	33
R	5
H	8
RBI	5
BB	4
SO	12
LOB	14

PITCHER		IP	WLS	BF	H	R	ER	SO	BB	IBB	HBP	BLK	WP	HR	S	P	ERA	WHIP
53 Rich Hill, L ERA: 3.49	(1, 1)	3.0		18	5	5	5	5	2	0	1	0	0	1	63	92	15.00	2.333
56 Billy Petrick, R ERA: 4.91	(4, 1)	2.0		6	1	0	0	2	0	0	0	0	0	0	21	28	0.00	0.500
43 Michael Wuertz, R ERA: 2.95	(6, 1)	2.0		7	1	0	0	3	1	0	0	0	0	0	15	22	0.00	1.000
49 Carlos Marmol, R ERA: 1.23	(8, 1)	1.0		3	0	0	0	1	0	0	0	0	0	0	7	10	0.00	0.000
Bob Howry, R ERA: 4.19	(9, 1)	1.0	W	5	1	0	0	1	1	0	0	0	0	0	12	22	0.00	2.000

PITCHER	IP	WLS	BF	H	R	ER	SO	BB	IBB	HBP	BLK	WP	HR	S	P	ERA	WHIP

BOTTOM

Milwaukee Brewers @ Chicago Cubs

Wrigley Field, Chicago, IL

Fri Jun 29 2007, 1:20 PM CDT

Att. 41,909 - Cloudy - 67 F

livebaseballscorecards.com

Batter	1	2	3	4	5	6	7	8	9	AB	R	H	RBI	BB	SO	LOB
12 Alfonso Soriano, R (1, 7) OBP: 0.353, SLG: 0.552	K		K2-3		2B		K		17 1B; 25 SF9; 1B	5	1	2	0	0	3	2
17 Mike Fontenot, L (1, 6) OBP: 0.432, SLG: 0.684	G5-3		G4-3		K		1-2; 3-H; 1B		1-3; 16 HR; 1B	5	1	2	1	0	1	1
25 Derrek Lee, R (1, 3) OBP: 0.418, SLG: 0.505	F8			16 2B; 15 G3; BB	G4-3		L8		SF9; 3-H	3	1	0	1	1	0	3
16 Aramis Ramirez, R (1, 5) OBP: 0.354, SLG: 0.557		1B; 1B		15 G3; 1-3; WP; 2B		G4-3	K		1-H; HR	5	2	3	2	0	1	2
15 Cliff Floyd, L (1, 9) OBP: 0.376, SLG: 0.419		F8		G3; 2-3; 3-H		1B		K		4	0	1	1	0	1	2
Mark DeRosa, R (1, 4) OBP: 0.362, SLG: 0.452		1-2; 1B		3-H; BB		L7		32 WP; BB		2	0	1	0	2	0	1
Rob Bowen, S (1, 2) OBP: 0.350, SLG: 0.378 32 Daryle Ward, L (8, PH) OBP: 0.446, SLG: 0.400 Koyie Hill, S (9, 2) OBP: 0.273, SLG: 0.333		K		L6		L6		K	1-2	3	0	0	0	0	2	4
										1	0	0	0	0	1	1
										0	0	0	0	0	0	0
20 Felix Pie, L (1, 8) OBP: 0.279, SLG: 0.356		K		1 SAFE; K			29 1B; 17 1B; BB	G1-3		3	1	0	0	1	2	4
53 Rich Hill, L (1, 1) OBP: 0.100, SLG: 0.138 Jacque Jones, L (3, PH) OBP: 0.310, SLG: 0.500 56 Billy Petrick, R (4, 1) Cesar Izturis, S (5, PH) OBP: 0.302, SLG: 0.310 43 Michael Wuertz, R (6, 1) 29 Angel Pagán, S (7, PH) OBP: 0.333, SLG: 0.417 49 Carlos Marmol, R (8, 1) Bob Howry, L (9, 1) 2 Ryan Theriot, R (5, PH) OBP: 0.310, SLG: 0.325			F9		P5		1 SAFE; 1-3; 17 1B; 1B		P4	0 1 0 1 0 1 0 0	0 0 0 0 0 0 0 1	0 0 0 0 0 1 0 0	0 0 0 0 0 0 0 0	0 0 0 0 0 0 0 0	0 0 0 0 0 0 0 0	0 0 0 0 0 0 0 0
Inning Stats	R: 0 E: 0 K: 1 S: 6 H: 0 LOB: 0 BB: 0 P: 7	R: 0 E: 0 K: 2 S: 10 H: 2 LOB: 2 BB: 0 P: 18	R: 0 E: 0 K: 1 S: 8 H: 0 LOB: 0 BB: 0 P: 12	R: 2 E: 0 K: 1 S: 11 H: 1 LOB: 1 BB: 2 P: 24	R: 0 E: 0 K: 1 S: 11 H: 1 LOB: 1 BB: 0 P: 14	R: 0 E: 0 K: 1 S: 9 H: 1 LOB: 1 BB: 0 P: 17	R: 1 E: 0 K: 2 S: 15 H: 2 LOB: 2 BB: 1 P: 28	R: 0 E: 0 K: 2 S: 11 H: 0 LOB: 1 BB: 1 P: 20	R: 3 E: 0 K: 0 S: 10 H: 3 LOB: 0 BB: 0 P: 13	1B: 7 2B: 2 3B: 0 HR: 1	SF: 1 SAC: 0 DP: 0 HBP: 0		WP: 2 PB: 0 SB: 0 CS: 0	PA: 40			

PITCHER		IP	WLS	BF	H	R	ER	SO	BB	IBB	HBP	BLK	WP	HR	S	P	ERA	WHIP
49 Yovani Gallardo, R ERA: 2.79	(1, 1)	6.0		25	5	2	2	7	2	0	0	0	1	0	55	92	3.00	1.167
12 Carlos Villanueva, R ERA: 2.83	(7, 1)	0.1	H	4	2	1	1	1	1	0	0	0	0	0	9	20	27.00	9.000
Matt Wise, R ERA: 2.91	(7, 1)	0.2	H	2	0	0	0	1	0	0	0	0	0	0	6	8	0.00	0.000
Derrick Turnbow, R ERA: 3.68	(8, 1)	1.0	H	4	0	0	0	2	1	0	0	0	1	0	11	20	0.00	1.000
Francisco Cordero, R ERA: 2.91	(9, 1)	0.2	L	5	3	3	3	0	0	0	0	0	0	1	10	13	40.50	4.500

PITCHER	IP	WLS	BF	H	R	ER	SO	BB	IBB	HBP	BLK	WP	HR	S	P	ERA	WHIP

AB	35
R	6
H	10
RBI	5
BB	4
SO	11
LOB	20

Batter	1	2	3	4	5	6	7	8	9	AB	R	H	RBI	BB	SO	LOB
1 Corey Hart, R (1, 9) OBP: 0.390, SLG: 0.523	E6	P4	G3		S 0-1 F8 8 E 2B		F 0-2 F8		S 0-1 8 HR G5-3 1B	6	3	2	0	0	0	1
7 J.J. Hardy, R (1, 6) OBP: 0.341, SLG: 0.512 Craig Counsell, L (6, 6) OBP: 0.345, SLG: 0.339	B 1 SAFE 1-0 8 2B 1-2 28 2B 1B	G3	C F B F B X 3-H 8 1B 3B		C X 0-1 F8 2-3		F B B X 2-1 HR		B D C X 2-1 G5-3 1-2	4 2	2 1	2 1	1 1	0 0	0 0	1 1
8 Ryan Braun, R (1, 5) OBP: 0.392, SLG: 0.643	F B F D D X 1-3 3-2 28 2B 2-H	B B B 4-0 28 2B BB	D F F D F F X 3-H 2-2 1B		C D S F X 3-H 1-2 E4 28 BB		B C C X 1-2 28 G4-3 2B		B B C X 2-1 2-H HR	5	3	4	4	1	0	0
28 Prince Fielder, L (1, 3) OBP: 0.375, SLG: 0.622	D F X 1-1 2 G3-1 1B 2B 2-H 3-H	C B F X 1-H 1-2 2 2B 2B	C F F F B F F D X 2-2 P6		B B B 1-2 4-0 BB		D C F X 2-3 1-2 G4-3		C C F B B B B F F X 3-2 P2	5	2	2	3	1	0	2
2 Bill Hall, R (1, 8) OBP: 0.339, SLG: 0.455	B F X 1-1 G3-1 2-3	X 0-0 1B 2B 2-H		B C B F B X 3-2 S 1B	C B X 1-1 G5-3		F X 0-1 G4-3			5	1	2	1	0	0	4
Johnny Estrada, S (1, 2) OBP: 0.304, SLG: 0.431	F X 0-1 BB 1B 3-H	X 0-0 FC5-4 1B 2-H		S X 0-1 F8		X 0-0 F7		C B B F B X 3-2 G6-3		5	0	2	2	0	0	1
Kevin Mench, R (1, 7) OBP: 0.288, SLG: 0.421	B B C B B 4-1 1-2 BB	X 0-0 FC5-4 1-2f		D B B B 4-0 23 G5-4-3 1-2 BB		B C S X 1-2 E5		B C B B X 3-1 G4-3		3	0	0	0	2	0	1
23 Rickie Weeks Jr., R (1, 4) OBP: 0.345, SLG: 0.424	C B B F S 1-3 K		B C B B B 4-1 1 G3 15 S 7 3B BB	F S X 0-2 G5-4-3 1-2f		C B B C F F S 2-3 K		B C F S 1-3 K		4	1	0	0	1	3	5
15 Ben Sheets, R (1, 1) OBP: 0.086, SLG: 0.086 18 Gabe Gross, L (9, PH) OBP: 0.337, SLG: 0.375 50 Chris Spurling, R (9, 1)	F F C 0-3 K		C B S L 1-3 K 1-2		B X 1-0 G4-3		F S S 0-3 K		C X 0-1 F8	4 1 0	0 0 0	0 0 0	0 0 0	0 0 0	3 0 0	4 0 0
Inning Stats	R: 4 E: 1 K: 2 S: 19 H: 4 LOB: 2 BB: 1 P: 31	R: 3 E: 0 K: 0 S: 10 H: 3 LOB: 1 BB: 1 P: 17	R: 2 E: 0 K: 1 S: 25 H: 2 LOB: 1 BB: 1 P: 37	R: 0 E: 0 K: 0 S: 8 H: 1 LOB: 1 BB: 1 P: 15	R: 1 E: 1 K: 0 S: 11 H: 1 LOB: 2 BB: 1 P: 18	R: 0 E: 1 K: 2 S: 12 H: 0 LOB: 1 BB: 0 P: 15	R: 1 E: 0 K: 0 S: 13 H: 2 LOB: 1 BB: 0 P: 17	R: 0 E: 0 K: 1 S: 8 H: 0 LOB: 0 BB: 0 P: 15	R: 2 E: 0 K: 0 S: 14 H: 2 LOB: 0 BB: 0 P: 21	1B: 6 2B: 6 3B: 1 HR: 2	SF: 0 SAC: 0 DP: 1 HBP: 0						

TOP

Milwaukee Brewers @ Chicago Cubs

Wrigley Field, Chicago, IL

Sat Jun 30 2007, 2:55 PM CDT

Att. 41,415 - Sunny - 70 F

livebaseballscorecards.com

AB	44
R	13
H	15
RBI	12
BB	5
SO	6
LOB	20

PITCHER		IP	WLS	BF	H	R	ER	SO	BB	IBB	HBP	BLK	WP	HR	S	P	ERA	WHIP
45 Sean Marshall, L ERA: 3.5	(1, 1)	2.0	L	16	7	7	6	2	2	0	0	0	0	0	29	48	27.00	4.500
47 Scott Eyre, L ERA: 7.07	(3, 1)	2.0		10	3	2	2	1	2	0	0	0	0	0	33	52	9.00	2.500
57 Rocky Cherry, R ERA: 2.38	(5, 1)	2.0		10	1	1	0	2	1	0	0	0	0	0	23	33	0.00	1.000
13 Will Ohman, L ERA: 4.32	(7, 1)	2.0		8	2	1	1	1	0	0	0	0	0	1	21	32	4.50	1.000
43 Michael Wuertz, R ERA: 3.35	(9, 1)	1.0		5	2	2	2	0	0	0	0	0	0	1	14	21	18.00	2.000

PITCHER	IP	WLS	BF	H	R	ER	SO	BB	IBB	HBP	BLK	WP	HR	S	P	ERA	WHIP

Batter	1	2	3	4	5	6	7	8	9	AB	R	H	RBI	BB	SO	LOB
12 Alfonso Soriano, R (1, 7) OBP: 0.356, SLG: 0.551	X 0-0 17 3B 1B		BSBBFB 4-2 17 G3 BB		SFBFS 1-3 ③ K		CSS 0-3 ③ K2-3			2	1	1	0	1	1	0
20 Felix Pie, L (6, 7) OBP: 0.277, SLG: 0.353										1	0	0	0	0	1	0
17 Mike Fontenot, L (1, 6) OBP: 0.424, SLG: 0.688 (2, 4)	CX 1 SAFE 0-1 16 SF9 1-H 3B		CBSX 1-2 ② G3 1-2			CBX 1-1 ① G6-3		BBCCX 2-2 ① G4-3		4	1	1	1	0	0	1
25 Derrek Lee, R (1, 3) OBP: 0.415, SLG: 0.502	BFBCBS 3-3 ① K		BCFCC 1-3 ③ K			CFX 0-2 2 1B 2B 1B		CSBFFX 1-2 ② P4		2	0	0	0	0	2	2
32 Daryle Ward, L (6, 3) OBP: 0.448, SLG: 0.404										2	1	1	0	0	0	0
16 Aramis Ramirez, R (1, 5) OBP: 0.355, SLG: 0.567	X 0-0 ② SF9 3-H			X 0-0 3B		CBX 1-1 1-2 2B 1B		BFCBC 2-3 ③ K		1	0	1	1	0	0	0
2 Ryan Theriot, R (6, 5) OBP: 0.316, SLG: 0.326										2	1	1	0	0	1	0
15 Cliff Floyd, L (1, 9) OBP: 0.367, SLG: 0.408	CX 0-1 ③ G4-3			X 0-0 ① L3		CFC 0-3 ② K			BCSX 1-2 ① G5-3	4	0	0	0	0	1	3
Mark DeRosa, R (1, 4) OBP: 0.364, SLG: 0.457 (2, 6)		CBCBBX 2-2 ① L7		CBBBFFFF 3-3 ② K		BFX 1-1 1-H 2-H 2B			X 0-0 1B	4	0	2	2	0	1	1
29 Ángel Pagán, S (1, 8) OBP: 0.333, SLG: 0.476 47 Scott Eyre, L (3, 1) Cesar Izturis, S (4, PH) OBP: 0.301, SLG: 0.311 57 Rocky Cherry, R (5, 1) 38 Carlos Zambrano, S (6, PH) OBP: 0.250, SLG: 0.444 13 Will Ohman, L (7, 1) 43 Michael Wuertz, R (9, 1) Rob Bowen, S (9, PH) OBP: 0.347, SLG: 0.374		BBCSBFX 3-2 ② F8		CBCSS 1-3 ③ K		SSS 0-3 ③ K			CBBBSFFC 2-3 ② K	1 0 1 0 1 0 0 0 1	0 0 0 0 0 0 0 0 0	0 0 0 0 0 0 0 0 0	0 0 0 0 0 0 0 0 0	0 0 1 0 0 0 0 0 0	0 0 0 0 1 0 0 0 1	0 0 1 0 1 0 0 0 1
Koyie Hill, S (1, 2) OBP: 0.250, SLG: 0.302		BX 1-0 ③ F9			BBSCBX 3-2 ① G4-3		SBCFS 1-3 ① K		SCBC 1-3 ③ K	4	0	0	0	0	2	1
45 Sean Marshall, L (1, 1) Jacque Jones, L (3, 8) OBP: 0.289, SLG: 0.320			CBSFS 1-3 ① K		CFBX 1-2 ② G6-3		BX 1-0 ② F9			0 3	0 0	0 0	0 0	0 0	0 1	0 0
Inning Stats	R: 2 H: 2 E: 0 LOB: 0 K: 1 BB: 0 S: 9 P: 12	R: 0 H: 0 E: 0 LOB: 0 K: 0 BB: 0 S: 8 P: 14	R: 0 H: 0 E: 0 LOB: 1 K: 2 BB: 1 S: 12 P: 19	R: 0 H: 1 E: 0 LOB: 1 K: 2 BB: 0 S: 15 P: 19	R: 0 H: 0 E: 0 LOB: 0 K: 1 BB: 0 S: 11 P: 16	R: 2 H: 3 E: 0 LOB: 1 K: 2 BB: 0 S: 15 P: 18	R: 0 H: 0 E: 0 LOB: 0 K: 2 BB: 0 S: 8 P: 10	R: 0 H: 0 E: 0 LOB: 0 K: 1 BB: 0 S: 11 P: 16	R: 0 H: 1 E: 0 LOB: 1 K: 2 BB: 0 S: 12 P: 16	1B: 4 SF: 1 2B: 1 SAC: 0 3B: 2 DP: 0 HR: 0 HBP: 0						WP: 0 PA: 35 PB: 0 SB: 0 CS: 0

PITCHER	IP	WLS	BF	H	R	ER	SO	BB	IBB	HBP	BLK	WP	HR	S	P	ERA	WHIP
15 Ben Sheets, R (1, 1) ERA: 3.19	8.0	W	31	6	4	4	11	1	0	0	0	0	0	89	124	4.50	0.875
50 Chris Spurling, R (9, 1) ERA: 3.2	1.0		4	1	0	0	2	0	0	0	0	0	0	12	16	0.00	1.000

PITCHER	IP	WLS	BF	H	R	ER	SO	BB	IBB	HBP	BLK	WP	HR	S	P	ERA	WHIP

BOTTOM

Milwaukee Brewers @ Chicago Cubs

Wrigley Field, Chicago, IL

Sat Jun 30 2007, 2:55 PM CDT

Att. 41,415 - Sunny - 70 F

livebaseballscorecards.com

AB	33
R	4
H	7
RBI	4
BB	1
SO	13
LOB	11

Batter	1	2	3	4	5	6	7	8	9	AB	R	H	RBI	BB	SO	LOB
1 Corey Hart, R (1, 9) OBP: 0.388, SLG: 0.532	C B B X 2-1 ① G5-3		C B C B S 2-3 ③ K			X 0-0 HR		C F S 0-3 ③ K		4	1	1	1	0	2	1
7 J.J. Hardy, R (1, 6) OBP: 0.343, SLG: 0.515	C C X 0-2 ② G6-3			B C X 1-1 28 F8 8 1B 1B		B B F B X 3-1 ① F8			C B S F X 1-2 8 F9 2B	4	0	2	0	0	0	0
8 Ryan Braun, R (1, 5) OBP: 0.388, SLG: 0.632	B X 1-0 ③ G1-3			C X 0-1 2 G6-4-3 1-2 1B		C F X 0-2 ② G4-3			F X 0-1 ① F9 2-3	4	0	1	0	0	0	1
28 Prince Fielder, L (1, 3) OBP: 0.371, SLG: 0.614		C X 0-1 ① F7		C B X 1-1 ① F8 2-3		S X 0-1 ③ G3-1			C F S 0-3 ② K	4	0	0	0	0	1	3
2 Bill Hall, R (1, 8) OBP: 0.334, SLG: 0.448		F B X 1-1 ② G6-3		B X 1-0 ② ③ G6-4-3 1-2f			C F F S 0-3 ① K		B S S S 1-3 ③ K	4	0	0	0	0	2	3
Johnny Estrada, S (1, 2) OBP: 0.301, SLG: 0.426		B F C X 1-2 ③ G3-1			X 0-0 ① G4-3		C F S 0-3 ② K			3	0	0	0	0	1	0
Geoff Jenkins, L (1, 7) OBP: 0.344, SLG: 0.512			C S F F F B S 1-3 ① K		X 0-0 3B		B X 1-0 ③ F7			3	0	1	0	0	1	0
23 Rickie Weeks Jr., R (1, 4) OBP: 0.344, SLG: 0.420			B B B B 4-0 31 SH1-4 BB		B X 1-0 ② G5-3			C F F F S 0-3 ① K		2	0	0	0	1	1	1
31 Dave Bush, R (1, 1) OBP: 0.148, SLG: 0.192			B C X 1-1 ② SH1-4 1-2		B D C S S 2-3 ③ K			X 0-0 ② P2		1	0	0	0	0	1	1
Matt Wise, R (7, 1)										0	0	0	0	0	0	0
Craig Counsell, L (8, PH) OBP: 0.344, SLG: 0.337										1	0	0	0	0	0	0
Brian Shouse, L (8, 1)										0	0	0	0	0	0	0
Inning Stats	R: 0 E: 0 K: 0 S: 6 H: 0 LOB: 0 BB: 0 P: 9	R: 0 E: 0 K: 0 S: 7 H: 0 LOB: 0 BB: 0 P: 9	R: 0 E: 0 K: 2 S: 11 H: 0 LOB: 1 BB: 1 P: 19	R: 0 E: 0 K: 0 S: 7 H: 2 LOB: 1 BB: 0 P: 10	R: 0 E: 0 K: 1 S: 6 H: 1 LOB: 1 BB: 0 P: 9	R: 1 E: 0 K: 0 S: 8 H: 1 LOB: 0 BB: 0 P: 11	R: 0 E: 0 K: 2 S: 9 H: 0 LOB: 0 BB: 0 P: 10	R: 0 E: 0 K: 2 S: 9 H: 0 LOB: 0 BB: 0 P: 9	R: 0 E: 0 K: 2 S: 12 H: 1 LOB: 1 BB: 0 P: 14	1B: 2 2B: 1 3B: 1 HR: 1	SF: 0 SAC: 1 DP: 1 HBP: 0						

TOP

Milwaukee Brewers @ Chicago Cubs

Wrigley Field, Chicago, IL

Sun Jul 01 2007, 1:20 PM CDT

Att. 41,486 - Sunny - 67 F

livebaseballscorecards.com

AB	30
R	1
H	5
RBI	1
BB	1
SO	9
LOB	10

WP: 0 PB: 0 SB: 0 CS: 0 PA: 32

PITCHER		IP	WLS	BF	H	R	ER	SO	BB	IBB	HBP	BLK	WP	HR	S	P	ERA	WHIP
Jason Marquis, R ERA: 3.31	(1, 1)	7.0	W	25	4	1	1	5	1	0	0	0	0	1	54	77	1.29	0.714
49 Carlos Marmol, R ERA: 1.13	(8, 1)	2.0		7	1	0	0	4	0	0	0	0	0	0	21	23	0.00	0.500

PITCHER	IP	WLS	BF	H	R	ER	SO	BB	IBB	HBP	BLK	WP	HR	S	P	ERA	WHIP

Batter	1	2	3	4	5	6	7	8	9	AB	R	H	RBI	BB	SO	LOB
12 Alfonso Soriano, R (1, 7) OBP: 0.352, SLG: 0.544	G3-1	K		F7		F9				4	0	0	0	0	1	3
2 Ryan Theriot, R (1, 6) OBP: 0.323, SLG: 0.346	2B		2B	G4-3			2B			4	3	3	0	0	0	0
25 Derrek Lee, R (1, 3) OBP: 0.419, SLG: 0.505	1B		1B		F9		1B			4	2	3	1	0	0	0
16 Aramis Ramirez, R (1, 5) OBP: 0.354, SLG: 0.566	2B		E5		F7		G4-6-3			4	0	1	2	0	0	2
Mark DeRosa, R (1, 9) OBP: 0.362, SLG: 0.453	K		1B		G5-3		F8			4	0	1	1	0	1	1
17 Mike Fontenot, L (1, 4) OBP: 0.404, SLG: 0.655	F8		K			G4-3		G6-3		4	0	0	0	0	1	3
29 Ángel Pagán, S (1, 8) OBP: 0.330, SLG: 0.459		G4-3	G3			SH2-4		K		3	0	0	0	1	1	2
Koyie Hill, S (1, 2) OBP: 0.269, SLG: 0.289		E3	F9			SH2-4		FC6-4		2	0	0	0	2	0	2
Jason Marquis, L (1, 1) OBP: 0.179, SLG: 0.289		K		K		SH2-4		FC6-4		2	0	0	0	0	2	1
49 Carlos Marmol, R (8, 1)										1	0	0	0	0	0	1
Inning Stats	R: 2 E: 0 K: 1 S: 15 H: 3 LOB: 1 BB: 0 P: 22	R: 0 E: 1 K: 2 S: 11 H: 0 LOB: 1 BB: 0 P: 15	R: 2 E: 1 K: 1 S: 16 H: 3 LOB: 2 BB: 0 P: 20	R: 0 E: 0 K: 1 S: 9 H: 0 LOB: 0 BB: 0 P: 11	R: 0 E: 0 K: 0 S: 6 H: 0 LOB: 0 BB: 0 P: 8	R: 0 E: 0 K: 0 S: 11 H: 0 LOB: 2 BB: 2 P: 22	R: 1 E: 0 K: 0 S: 8 H: 2 LOB: 0 BB: 0 P: 15	R: 0 E: 0 K: 1 S: 9 H: 0 LOB: 1 BB: 1 P: 15		1B: 4 2B: 4 3B: 0 HR: 0 SF: 0 SAC: 1 DP: 1 HBP: 0						

PITCHER		IP	WLS	BF	H	R	ER	SO	BB	IBB	HBP	BLK	WP	HR	S	P	ERA	WHIP
31 Dave Bush, R ERA: 5.11	(1, 1)	6.0	L	28	6	4	4	5	2	0	0	0	0	0	68	98	6.00	1.333
Matt Wise, R ERA: 3.09	(7, 1)	1.0		4	2	1	1	0	0	0	0	0	0	0	8	15	9.00	2.000
Brian Shouse, L ERA: 3.2	(8, 1)	1.0		4	0	0	0	1	1	0	0	0	0	0	9	15	0.00	1.000

PITCHER	IP	WLS	BF	H	R	ER	SO	BB	IBB	HBP	BLK	WP	HR	S	P	ERA	WHIP

BOTTOM

Milwaukee Brewers @ Chicago Cubs

Wrigley Field, Chicago, IL

Sun Jul 01 2007, 1:20 PM CDT

Att. 41,486 - Sunny - 67 F

livebaseballscorecards.com

AB	32
R	5
H	8
RBI	4
BB	3
SO	6
LOB	15

Chicago Cubs @ Washington Nationals

Robert F. Kennedy Memorial Stadium, Washington, DC

Mon Jul 02 2007, 7:05 PM EDT

Att. 24,015 - Clear - 78 F

livebaseballscorecards.com

TOP

Batter	1	2	3	4	5	6	7	8	9	AB	R	H	RBI	BB	SO	LOB
12 Alfonso Soriano, R (1, 7) OBP: 0.353, SLG: 0.542	F8	3-1 2-H 1B		1-1 16 1B 25 S 1B	G6-3			F9		5	1	2	1	0	0	0
2 Ryan Theriot, R (1, 6) OBP: 0.324, SLG: 0.344	4-1 25 HBP 16 2B BB	G4-3		F8		P4		3-2 1B		4	1	1	0	1	0	2
25 Derrek Lee, R (1, 3) OBP: 0.419, SLG: 0.500	1 SAFE C H 1-1 16 2B 1-2 HBP		G5-3	4-2 16 1B 1-2 BB		L9		P3		3	2	0	0	1	0	1
16 Aramis Ramirez, R (1, 5) OBP: 0.358, SLG: 0.571	1-1 15 G4-3 1-H 2-H 2B		1-1 15 1B 1B	2-2 1B 1-2 2-3 1B		L4			G5-3	5	1	3	2	0	0	0
15 Cliff Floyd, L (1, 9) OBP: 0.364, SLG: 0.404 20 Felix Pie, L (7, 8) OBP: 0.275, SLG: 0.350	0-2 G4-3 2-3		1-0 29 1B 1B 1-2 SF7 1B	K			P4		F7	4 1	1 0	1 0	0 0	0 0	1 0	4 0
Mark DeRosa, R (1, 4) OBP: 0.363, SLG: 0.452	2-1 G6-3		3-2 29 1B 1-2 2-H 1B	3-1 1-3 2-H 3-H 1B			E3		G5-3	5	0	2	3	0	0	1
29 Ángel Pagán, S (1, 8) OBP: 0.337, SLG: 0.461 (7, 9)	1-2 FC1-6 1B		1-2 1-2 2-3 1B	P3			0-3 K			4	0	2	0	0	1	3
Rob Bowen, S (1, 2) OBP: 0.336, SLG: 0.363	1 SAFE D 1 SAFE X 1-1 FC1-6 30 SH5-3 12 1B 1-2f	SF7 3-H		F9			K			3	1	0	1	0	1	2
30 Ted Lilly, L (1, 1) OBP: 0.118, SLG: 0.118 Jacque Jones, L (8, PH) OBP: 0.288, SLG: 0.319 56 Billy Petrick, R (8, 1) Bob Howry, L (9, 1)	0-0 SH5-3 1-2	P3		K				0-3 K		2 1 0 0	0 0 0 0	0 0 0 0	0 0 0 0	0 0 0 0	1 0 0 0	2 0 0 0
Inning Stats	R: 2 E: 0 K: 0 S: 10 H: 1 LOB: 1 BB: 1 P: 19	R: 1 E: 0 K: 0 S: 9 H: 2 LOB: 1 BB: 0 P: 14	R: 2 E: 0 K: 0 S: 19 H: 4 LOB: 2 BB: 0 P: 26	R: 2 E: 0 K: 1 S: 21 H: 3 LOB: 2 BB: 1 P: 37	R: 0 E: 0 K: 1 S: 9 H: 0 LOB: 0 BB: 0 P: 13	R: 0 E: 0 K: 0 S: 7 H: 0 LOB: 0 BB: 0 P: 10	R: 0 E: 1 K: 2 S: 12 H: 0 LOB: 1 BB: 0 P: 14	R: 0 E: 0 K: 1 S: 11 H: 1 LOB: 1 BB: 0 P: 16	R: 0 E: 0 K: 0 S: 6 H: 0 LOB: 0 BB: 0 P: 8	1B: 10 2B: 1 3B: 0 HR: 0 SF: 1 SAC: 1 DP: 0 HBP: 1							

	AB	37
	R	7
	H	11
	RBI	7
	BB	2
	SO	5
	LOB	15

WP: 0 PB: 0 SB: 1 CS: 0 PA: 42

PITCHER		IP	WLS	BF	H	R	ER	SO	BB	IBB	HBP	BLK	WP	HR	S	P	ERA	WHIP
50 Jason Simontacchi, R ERA: 6.27	(1, 1)	3.0	L	18	7	5	5	0	1	0	1	0	0	0	38	59	15.00	2.667
40 Billy Traber, L ERA: 5.09	(4, 1)	2.0		10	3	2	2	2	1	0	0	0	0	0	30	50	9.00	2.000
49 Chris Schroder, R ERA: 2.16	(6, 1)	3.0		11	1	0	0	3	0	0	0	0	0	0	30	40	0.00	0.333
34 Ray King, L ERA: 5.85	(9, 1)	1.0		3	0	0	0	0	0	0	0	0	0	0	6	8	0.00	0.000

PITCHER		IP	WLS	BF	H	R	ER	SO	BB	IBB	HBP	BLK	WP	HR	S	P	ERA	WHIP

Chicago Cubs @ Washington Nationals

Robert F. Kennedy Memorial Stadium, Washington, DC

Mon Jul 02 2007, 7:05 PM EDT

Att. 24,015 - Clear - 78 F

livebaseballscorecards.com

BOTTOM

Batter	1	2	3	4	5	6	7	8	9	AB	R	H	RBI	BB	SO	LOB
Nook Logan, S (1, 8) OBP: 0.262, SLG: 0.306	CLBBBB 4-2 10 E 10 S BB	CFS 0-3 ② K	CFFX 0-2 1-3 2-H 2B	BBCX 2-1 ② G6-3						3	0	1	1	1	1	0
10 Ronnie Belliard, R (1, 4) OBP: 0.329, SLG: 0.381	B 1 SAFE 1 SAFE BBBCB 4-1 25 FC6-4 1-3 BB	BBCCX 2-2 ③ G6-3	X 0-0 ③ G5-3					CBTBBX 3-2 ③ G3		3	0	0	0	1	0	2
11 Ryan Zimmerman, R (1, 5) OBP: 0.296, SLG: 0.424	BFFFDFC 2-3 ① K			CCFFBBX 2-2 ① G3		SBX 1-1 21 G4-6-3 1B			BX 1-0 25 1B 2B	4	1	2	0	0	1	2
21 Dmitri Young, S (1, 3) OBP: 0.387, SLG: 0.494	DSSS 1 SAFE S 1-3 ② K			BX 1-0 ② G5-3		X 0-0 ① ② G4-6-3 1-2f			FBBBFX 2-2 ① P5	4	0	0	0	0	1	4
25 Austin Kearns, R (1, 9) OBP: 0.325, SLG: 0.376	X 0-0 ③ FC6-4 1-2f			CCBFX 1-2 ③ G6-3		BX 1-0 ③ P3			BBX 2-0 BB E 2-H 1B	4	0	1	1	0	0	2
Ryan Church, L (1, 7) OBP: 0.341, SLG: 0.420		LBBBFBFFFX 3-2 ① F7			BCX 1-1 ① G4-3		FCBBBFFFX 2-2 ① F7		X 0-0 E3 BB 1-2	4	0	0	0	0	0	1
Felipe Lopez, S (1, 6) OBP: 0.283, SLG: 0.329		CBCS 1-3 ② K			CBBBCX 3-2 ② L4		FCX 0-2 ② G6-3		BBFBB 4-1 G5-4-3 1-2 2-3 BB	3	0	0	0	1	1	0
Brian Schneider, L (1, 2) OBP: 0.306, SLG: 0.333		CFBBBFX 2-2 ③ P6			BFBX 2-1 2B 2B		BBBBCX 3-1 ③ G4-3		CBX 1-1 ② ③ G5-4-3 1-2f	4	1	1	0	0	0	3
50 Jason Simontacchi, R (1, 1) 3 Jesus Flores, R (3, PH) OBP: 0.311, SLG: 0.323 40 Billy Traber, L (4, 1) D'Angelo Jimenez, S (5, PH) OBP: 0.190, SLG: 0.056 49 Chris Schroder, R (6, 1) Robert Fick, L (8, PH) OBP: 0.297, SLG: 0.256 34 Ray King, L (9, 1)			BCBBFS 3-3 ① K		SBCBFBB 4-2 2B BB			BCBCCC 2-3 ① K		0 1 0 0 0 1 0	0 0 0 0 0 0 0	0 0 0 1 0 0 0	0 0 0 0 0 0 0	0 0 0 0 0 1 0	0 0 0 0 0 0 0	0 0 0 0 0 0 0
Inning Stats	R: 0 E: 0 K: 2 S: 11 H: 0 LOB: 2 BB: 2 P: 22	R: 0 E: 0 K: 1 S: 12 H: 0 LOB: 0 BB: 0 P: 18	R: 0 E: 0 K: 2 S: 9 H: 0 LOB: 0 BB: 0 P: 14	R: 0 E: 0 K: 0 S: 10 H: 0 LOB: 0 BB: 0 P: 14	R: 1 E: 0 K: 0 S: 15 H: 2 LOB: 2 BB: 1 P: 25	R: 0 E: 0 K: 0 S: 4 H: 1 LOB: 0 BB: 0 P: 6	R: 0 E: 0 K: 0 S: 11 H: 0 LOB: 0 BB: 0 P: 16	R: 0 E: 0 K: 1 S: 8 H: 0 LOB: 0 BB: 0 P: 15	R: 1 E: 1 K: 0 S: 9 H: 2 LOB: 2 BB: 1 P: 19	1B: 2 2B: 3 3B: 0 HR: 0	SF: 0 SAC: 0 DP: 2 HBP: 0			WP: 0 PB: 0 SB: 1 CS: 0	PA: 35		

	AB	31
	R	2
	H	5
	RBI	2
	BB	4
	SO	6
	LOB	14

PITCHER		IP	WLS	BF	H	R	ER	SO	BB	IBB	HBP	BLK	WP	HR	S	P	ERA	WHIP
30 Ted Lilly, L ERA: 3.84	(1, 1)	7.0	W	26	3	1	1	5	3	0	0	0	0	0	72	115	1.29	0.857
56 Billy Petrick, R ERA: 3.86	(8, 1)	1.0		3	0	0	0	1	0	0	0	0	0	0	8	15	0.00	0.000
Bob Howry, R ERA: 4.31	(9, 1)	1.0		6	2	1	1	0	1	0	0	0	0	0	9	19	9.00	3.000

PITCHER	IP	WLS	BF	H	R	ER	SO	BB	IBB	HBP	BLK	WP	HR	S	P	ERA	WHIP

Batter	1	2	3	4	5	6	7	8	9	AB	R	H	RBI	BB	SO	LOB
12 Alfonso Soriano, R (1, 7) OBP: 0.354, SLG: 0.542	B B X 2-0 2 S 2 1B 1B		F B B F X 2-2 2 SH1-4 15 1B 1-2 1B	B B F X 2-1 ③ F8			B S F B F S 2-3 ② K			4	2	2	0	0	1	0
2 Ryan Theriot, R (1, 6) OBP: 0.328, SLG: 0.348	C F D F D 1 B X SAFE 3-2 25 G5-3 1-H 1B		B 2 SAFE B X 2-0 ① SH1-4 1-2 2-3		C X 0-1 ① G1-3		X 0-0 E5 1B			3	0	2	1	0	0	0
25 Derrek Lee, R (1, 3) OBP: 0.417, SLG: 0.495	B B F F X 2-2 ① G5-3 1-2		I I I I 4-0 BB 15 1B IBB		B X 1-0 ② G6-3		F F B X 1-2 ③ G6-3			3	0	0	0	1	0	2
15 Cliff Floyd, L (1, 9) OBP: 0.367, SLG: 0.403 20 Felix Pie, L (8, PR) OBP: 0.275, SLG: 0.350 (8, 8)	C X 0-1 ② F8		F S B X 1-2 BB 1-2 2-H 3-H 1B		X 0-0 ③ P2			B F S B B B 4-2 G6-4-3 BB		3 0	0 0	1 0	2 0	1 0	0 0	1 0
Mark DeRosa, R (1, 5) OBP: 0.365, SLG: 0.455	S B F X 1-2 ③ L8		B C D B B 4-1 1-2 2-3 BB			F B F F B X 2-2 29 1B 2B		X 0-0 ①② G6-4-3 1-2f		3	0	1	0	1	0	2
17 Mike Fontenot, L (1, 4) OBP: 0.387, SLG: 0.625		C B F F F B X 2-2 ① G1-3	C B F B B X 3-2 ② L6			B C F B S 2-3 ① K		C B F X 1-2 ③ F7		4	0	0	0	0	1	5
29 Ángel Pagán, S (1, 8) OBP: 0.333, SLG: 0.452 (8, 9)		F B F F B F C 2-3 ② K	X 0-0 ③ F7			B C 2 SAFE S X 1-2 G4-6-3 2-3 1B			C F B F B F C 2-3 ① K	4	0	1	0	0	2	3
Koyie Hill, S (1, 2) OBP: 0.250, SLG: 0.265	C X 0-1 ③ G1-3			B X 1-0 ① G4-3		C 1 SAFE 1 SAFE 1 SAFE B X 1-1 ②③ G4-6-3 1-2f			F X 0-1 ② P6	4	0	0	0	0	0	2
38 Carlos Zambrano, S (1, 1) OBP: 0.256, SLG: 0.436 49 Carlos Marmol, R (7, 1) 32 Daryle Ward, L (9, PH) OBP: 0.441, SLG: 0.396 13 Will Ohman, L (9, 1) Bob Howry, L (9, 1)			X 0-0 2 12 SH1-4 1B 15 1B 1B	C X 0-1 ② G3-1			C F S 0-3 ① K		C B B X 2-1 ③ P4	3 0 1 0 0	1 0 0 0 0	1 0 0 0 0	0 0 0 0 0	0 0 0 0 0	1 0 0 0 0	0 0 0 0 0
Inning Stats	R: 1 H: 2 E: 0 LOB: 1 K: 0 BB: 0 S: 13 P: 21	R: 0 H: 0 E: 0 LOB: 0 K: 1 BB: 0 S: 11 P: 15	R: 2 H: 3 E: 0 LOB: 3 K: 0 BB: 2 S: 13 P: 29	R: 0 H: 0 E: 0 LOB: 0 K: 0 BB: 0 S: 5 P: 8	R: 0 H: 0 E: 0 LOB: 0 K: 0 BB: 0 S: 4 P: 5	R: 0 H: 2 E: 0 LOB: 1 K: 1 BB: 0 S: 12 P: 18	R: 0 H: 1 E: 1 LOB: 1 K: 2 BB: 0 S: 12 P: 15	R: 0 H: 0 E: 0 LOB: 1 K: 0 BB: 1 S: 6 P: 11	R: 0 H: 0 E: 0 LOB: 0 K: 1 BB: 0 S: 9 P: 13	1B: 7 2B: 1 3B: 0 HR: 0	SF: 0 SAC: 1 DP: 2 HBP: 0					

PITCHER	IP	WLS	BF	H	R	ER	SO	BB	IBB	HBP	BLK	WP	HR	S	P	ERA	WHIP
Tim Redding, R (1, 1) ERA: 5.4	5.0	L	22	5	3	3	1	1	1	0	0	0	0	46	78	5.40	1.200
52 Saul Rivera, R (6, 1) ERA: 3.86	2.0		8	3	0	0	3	0	0	0	0	0	0	24	33	0.00	1.500
Luis Ayala, R (8, 1) ERA: 1.69	1.0		3	0	0	0	0	1	0	0	0	0	0	6	11	0.00	1.000
Jon Rauch, R (9, 1) ERA: 4.03	1.0		3	0	0	0	1	0	0	0	0	0	0	9	13	0.00	0.000

PITCHER	IP	WLS	BF	H	R	ER	SO	BB	IBB	HBP	BLK	WP	HR	S	P	ERA	WHIP

Chicago Cubs @ Washington Nationals

Robert F. Kennedy Memorial Stadium, Washington, DC

Tue Jul 03 2007, 7:05 PM EDT

Att. 30,106 - Cloudy - 77 F

TOP

livebaseballscorecards.com

AB	32
R	3
H	8
RBI	3
BB	3
SO	5
LOB	15

WP: 0	PA: 36					
PB: 0						
SB: 1						
CS: 0						

Batter	1	2	3	4	5	6	7	8	9	AB	R	H	RBI	BB	SO	LOB
Ryan Langerhans, L (1, 8) OBP: 0.297, SLG: 0.306	C X 0-1 ① P6		B C X 1-1 10 G4-3 2B		B B F B F B 4-2 1-2 2-3 BB		S B F B B B 4-2 BB		C B B S S 2-3 ③ K 1-2	3	0	1	0	2	1	1
10 Ronnie Belliard, R (1, 4) OBP: 0.323, SLG: 0.376	F X 0-1 ② G1-3		C X 1-1 ② G4-3 2-3		F B X 0-2 ② SF8 3-H		S B S S 1-3 ③ K			3	0	0	1	0	1	2
11 Ryan Zimmerman, R (1, 5) OBP: 0.293, SLG: 0.419	C S B B B X 3-2 ③ G6-3		B C F X 1-2 ③ F9		B C D C F F X 2-2 ③ P4			L X 0-1 ① G5-3		4	0	0	0	0	0	3
21 Dmitri Young, S (1, 3) OBP: 0.385, SLG: 0.489		B C B B B 4-1 1B BB		F S S 0-3 ① K		B C B F X 2-2 ① F8		F F B B C 2-3 ② K		3	0	0	0	1	2	0
Ryan Church, L (1, 7) OBP: 0.340, SLG: 0.418 Jon Rauch, R (9, 1)		B S B S F F B S 3-3 ① K		B F X 1-1 ② G3-1		C B T B S 2-3 ② K		B F B X 2-1 1B		4 0	0 0	1 0	0 0	0 0	2 0	1 0
Felipe Lopez, S (1, 6) OBP: 0.283, SLG: 0.328		C F B C 1-3 ② K		B B C B F F S 3-3 ③ K		B X 1-0 1B		S B F B F X 2-2 ③ L8		4	0	1	0	0	2	2
Brian Schneider, L (1, 2) OBP: 0.309, SLG: 0.333		B F X 1-1 1-2 1B		F B B F B B 4-2 BB 10 SF8 HBP BB		1 SAFE C B B B F S 3-3 ③ K			C S X 0-2 ① G4-3	3	1	1	0	1	1	1
Robert Fick, L (1, 9) OBP: 0.305, SLG: 0.258 (9, 7)		C B X 1-1 ③ P4		B H 2-0 BB 1-2 HBP			C B C B F X 2-2 ① L7		B F C B F F X 2-2 DI 1B	3	0	1	0	0	0	2
Tim Redding, R (1, 1) Tony Batista, R (5, PH) OBP: 0.202, SLG: 0.216 52 Saul Rivera, S (6, 1) D'Angelo Jimenez, S (7, PH) OBP: 0.182, SLG: 0.053 Luis Ayala, R (8, 1) 25 Austin Kearns, R (9, 9) OBP: 0.324, SLG: 0.375			B C F B C 2-3 ① K		X 0-0 ① P6		C B B F F C 2-3 ② K		C B B F F S 2-3 ② K	1 1 0 1 0 1	0 0 0 0 0 1	0 0 0 0 0 1	0 0 0 1 0 1	1 0 0 0 0 1	0 2 0 0 0 1	0 0 0 0 0 1
Inning Stats	R: 0 E: 0 K: 0 S: 7 H: 0 LOB: 0 BB: 0 P: 10	R: 0 E: 0 K: 2 S: 13 H: 1 LOB: 2 BB: 1 P: 23	R: 0 E: 0 K: 1 S: 10 H: 1 LOB: 1 BB: 0 P: 15	R: 0 E: 0 K: 2 S: 9 H: 0 LOB: 0 BB: 0 P: 13	R: 1 E: 0 K: 0 S: 13 H: 0 LOB: 2 BB: 2 P: 25	R: 0 E: 0 K: 2 S: 10 H: 1 LOB: 1 BB: 0 P: 18	R: 0 E: 0 K: 2 S: 12 H: 0 LOB: 1 BB: 1 P: 21	R: 0 E: 0 K: 1 S: 11 H: 1 LOB: 1 BB: 0 P: 17	R: 0 E: 0 K: 2 S: 14 H: 1 LOB: 1 BB: 0 P: 20	1B: 4 2B: 1 3B: 0 HR: 0	SF: 1 SAC: 0 DP: 0 HBP: 1			WP: 0 PB: 0 SB: 0 CS: 0	PA: 37		

PITCHER	IP	WLS	BF	H	R	ER	SO	BB	IBB	HBP	BLK	WP	HR	S	P	ERA	WHIP
38 Carlos Zambrano, R (1, 1) ERA: 4.04	6.2	W	28	3	1	1	8	4	0	1	0	0	0	71	121	1.35	1.050
49 Carlos Marmol, R (7, 1) ERA: 1.07	1.1	H	5	1	0	0	2	0	0	0	0	0	0	14	21	0.00	0.750
13 Will Ohman, L (9, 1) ERA: 4.26	0.1	H	2	1	0	0	0	0	0	0	0	0	0	8	10	0.00	3.000
Bob Howry, R (9, 1) ERA: 4.24	0.2	S	2	0	0	0	2	0	0	0	0	0	0	6	10	0.00	0.000

PITCHER	IP	WLS	BF	H	R	ER	SO	BB	IBB	HBP	BLK	WP	HR	S	P	ERA	WHIP

BOTTOM

Chicago Cubs @ Washington Nationals

Robert F. Kennedy Memorial Stadium, Washington, DC

Tue Jul 03 2007, 7:05 PM EDT

Att. 30,106 - Cloudy - 77 F

livebaseballscorecards.com

AB	31
R	1
H	5
RBI	1
BB	4
SO	12
LOB	15

Chicago Cubs @ Washington Nationals

Robert F. Kennedy Memorial Stadium, Washington, DC

Wed Jul 04 2007, 12:05 PM EDT
Att. 39,207 - Partly Cloudy - 83 F

livebaseballscorecards.com

TOP

Batter	1	2	3	4	5	6	7	8	9	AB	R	H	RBI	BB	SO	LOB
12 Alfonso Soriano, R (1, 7) OBP: 0.353, SLG: 0.541	F B B S B F F F X 3-2 ① G5-3		B B F F F B X 3-2 ② F9		B F B F B S 3-3 ③ K 1-2			C F B X 1-2 2 G5-3 2B		4	0	1	0	0	1	1
2 Ryan Theriot, R (1, 6) OBP: 0.327, SLG: 0.351 (7, 4)	B C F X 1-2 ② G5-3		X 0-0 2B			C C B F B X 2-2 ① F8		X 0-0 ② G5-3 2-3		4	0	1	0	0	0	1
25 Derrek Lee, R (1, 3) OBP: 0.412, SLG: 0.488	B X 1-0 ③ P3		C C B B X 2-2 ③ P3			C T X 0-2 ② G5-3		B D D C X 3-1 ③ G4-3		4	0	0	0	0	0	2
16 Aramis Ramirez, R (1, 5) OBP: 0.357, SLG: 0.566		X 0-0 E6 1B		B F X 1-1 ① F9		C F B X 1-2 1B			B F X 1-1 ① L7	4	0	1	0	0	0	0
Mark DeRosa, R (1, 9) OBP: 0.367, SLG: 0.453		B C F B X 2-2 1-2 1B		C B F B B F X 3-2 ② G5-3		C X 0-1 ③ L8			B B B B 4-0 BB	3	0	1	0	1	0	1
29 Ángel Pagán, S (1, 8) OBP: 0.321, SLG: 0.433		B C B B C X 3-2 ① F8		B B X 2-0 ③ P4			B F X 1-1 ① G6-3		B X 1-0 ② F9	4	0	0	0	0	0	3
17 Mike Fontenot, L (1, 4) OBP: 0.375, SLG: 0.604 56 Billy Petrick, R (7, 1) 47 Scott Eyre, L (8, 1) Koyie Hill, S (9, PH) OBP: 0.246, SLG: 0.260		B X 1-0 ② F4			C C B F S 1-3 ① K		B C X 1-1 ② P6		B X 1-0 ③ G5-3	3 0 0 1	0 0 0 0	0 0 0 0	0 0 0 0	0 0 0 0	1 0 0 0	2 0 0 1
Rob Bowen, S (1, 2) OBP: 0.328, SLG: 0.352		B B C S S X 2-2 ③ G4-3			X 0-0 ② F8		C S C 0-3 ③ K			3	0	0	0	0	1	2
53 Rich Hill, L (1, 1) OBP: 0.125, SLG: 0.161 Cesar Izturis, S (7, 6) OBP: 0.299, SLG: 0.309			L F S 0-3 ① K2-3		X 0-0 12 WP 1B			C B F F F B X 2-2 ① L6		2 1	0 0	1 0	0 0	0 0	1 0	0 0
Inning Stats	R: 0 E: 0 K: 0 S: 10 H: 0 LOB: 0 BB: 0 P: 15	R: 0 E: 1 K: 0 S: 11 H: 1 LOB: 2 BB: 0 P: 19	R: 0 E: 0 K: 1 S: 11 H: 1 LOB: 1 BB: 0 P: 16	R: 0 E: 0 K: 0 S: 7 H: 0 LOB: 0 BB: 0 P: 13	R: 0 E: 0 K: 2 S: 9 H: 1 LOB: 1 BB: 0 P: 13	R: 0 E: 0 K: 0 S: 12 H: 1 LOB: 1 BB: 0 P: 15	R: 0 E: 0 K: 1 S: 7 H: 0 LOB: 0 BB: 0 P: 9	R: 0 E: 0 K: 0 S: 10 H: 1 LOB: 1 BB: 0 P: 16	R: 0 E: 0 K: 0 S: 4 H: 0 LOB: 1 BB: 1 P: 11	1B: 3 2B: 2 3B: 0 HR: 0 SF: 0 SAC: 0 DP: 0 HBP: 0						

	AB	33
	R	0
	H	5
	RBI	0
	BB	1
	SO	4
	LOB	13

WP: 1 PB: 0 SB: 0 CS: 0 PA: 34

PITCHER		IP	WLS	BF	H	R	ER	SO	BB	IBB	HBP	BLK	WP	HR	S	P	ERA	WHIP
47 Matt Chico, L ERA: 4.39	(1, 1)	7.0	W	26	4	0	0	4	0	0	0	0	1	0	67	100	0.00	0.571
52 Saul Rivera, R ERA: 3.78	(8, 1)	1.0		4	1	0	0	0	0	0	0	0	0	0	10	16	0.00	1.000
34 Ray King, L ERA: 5.57	(9, 1)	1.0		4	0	0	0	0	1	0	0	0	0	0	4	11	0.00	1.000

PITCHER	IP	WLS	BF	H	R	ER	SO	BB	IBB	HBP	BLK	WP	HR	S	P	ERA	WHIP

BOTTOM

Chicago Cubs @ Washington Nationals

Robert F. Kennedy Memorial Stadium, Washington, DC

Wed Jul 04 2007, 12:05 PM EDT

Att. 39,207 - Partly Cloudy - 83 F

livebaseballscorecards.com

Batter	1	2	3	4	5	6	7	8	9	AB	R	H	RBI	BB	SO	LOB
Nook Logan, S (1, 8) OBP: 0.262, SLG: 0.304	C F S 0-3 K ①		C C X 0-2 F7 ①		B F T F B X 2-2 10 2B 21 HR 2-3 1B	C F C 0-3 K ③				4	1	1	0	0	2	2
10 Ronnie Belliard, R (1, 4) OBP: 0.322, SLG: 0.378	B C T F B X 2-2 F7 ②		C X 0-1 G5-4-3 ② ③ 1-2f		C D 1 SAFE 1 SAFE X 1-1 21 HR 1-3 3-H 2B		F F X 0-2 P3 ①			4	1	1	1	0	0	1
11 Ryan Zimmerman, R (1, 5) OBP: 0.298, SLG: 0.430	B B S F T B X 3-2 HR			B B F X 2-1 21 1B 1B	I I I 4-0 21 HR IBB		B X 1-0 F8 ②			3	2	2	1	1	0	0
21 Dmitri Young, S (1, 3) OBP: 0.390, SLG: 0.507 52 Saul Rivera, S (8, 1) 34 Ray King, L (9, 1)	B B B C X 3-1 L8 ③			F F 1 SAFE X 0-2 1-2 1B	S S B X 1-2 1-H 2-H 3-H HR		B C X 1-1 2B			4 0 0	1 0 0	3 0 0	4 0 0	0 0 0	0 0 0	0 0 0
25 Austin Kearns, R (1, 9) OBP: 0.321, SLG: 0.370		B F B B B X 3-1 F9 ①		F B B B T C 2-3 K ①	X 0-0 L8 ②		C C B B F X 2-2 L4 ③			4	0	0	0	0	1	3
Felipe Lopez, S (1, 6) OBP: 0.282, SLG: 0.327		C C F B X 1-2 E S 1B		B C X 1-1 F9 ②	F F B S 1-3 K ③			S B B S B X 3-2 F8 ①		4	0	1	0	0	1	2
Robert Fick, L (1, 7) (8, 3) OBP: 0.296, SLG: 0.250 Tony Batista, R (8, PH) (9, 3) OBP: 0.279, SLG: 0.216	C 1 SAFE C S 0-3 K ② 1-3			C B B B C F X 3-2 F9 ③		X 0-0 P5 ①		B F B F B B 4-2 BB		3 0 0	0 0 0	0 0 0	0 0 0	0 1 0	1 0 0	3 0 0
3 Jesus Flores, R (1, 2) OBP: 0.321, SLG: 0.333	C S S 0-3 K ③				C F F X 0-2 1B 47 SH2-4 10 2B 1B	F F B X 1-2 47 SH1-4 1B		B X 1-0 F8 ②		4	1	2	0	0	1	2
47 Matt Chico, L (1, 1) OBP: 0.192, SLG: 0.192 Ryan Langerhans, L (8, 7) OBP: 0.295, SLG: 0.303			B C B X 2-1 10 G5-4-3 1B		X 0-0 SH2-4 ① 1-2	X 0-0 SH1-4 ② 1-2		B B C F C 2-3 K ③		1 1	0 0	1 0	0 0	0 0	0 1	0 1
Inning Stats	R: 1 H: 1 E: 0 LOB: 0 K: 1 BB: 0 S: 13 P: 21	R: 0 H: 1 E: 1 LOB: 1 K: 2 BB: 0 S: 12 P: 16	R: 0 H: 1 E: 0 LOB: 0 K: 0 BB: 0 S: 7 P: 9	R: 0 H: 2 E: 0 LOB: 2 K: 1 BB: 0 S: 14 P: 22	R: 5 H: 4 E: 0 LOB: 0 K: 1 BB: 1 S: 18 P: 27	R: 0 H: 1 E: 0 LOB: 1 K: 1 BB: 0 S: 8 P: 9	R: 0 H: 1 E: 0 LOB: 1 K: 0 BB: 0 S: 10 P: 14	R: 0 H: 0 E: 0 LOB: 1 K: 1 BB: 1 S: 9 P: 19		1B: 7 SF: 0 2B: 2 SAC: 2 3B: 0 DP: 1 HR: 2 HBP: 0					WP: 0 PA: 36 PB: 0 SB: 1 CS: 0	

	AB	32
	R	6
	H	11
	RBI	6
	BB	2
	SO	7
	LOB	14

PITCHER		IP	WLS	BF	H	R	ER	SO	BB	IBB	HBP	BLK	WP	HR	S	P	ERA	WHIP
53 Rich Hill, L ERA: 3.81	(1, 1)	6.0	L	28	10	6	6	6	0	1	0	0	0	2	72	104	9.00	1.667
56 Billy Petrick, R ERA: 3.18	(7, 1)	1.0		4	1	0	0	0	0	0	0	0	0	0	10	14	0.00	1.000
47 Scott Eyre, L ERA: 6.83	(8, 1)	1.0		4	0	0	0	1	1	0	0	0	0	0	9	19	0.00	1.000

PITCHER	IP	WLS	BF	H	R	ER	SO	BB	IBB	HBP	BLK	WP	HR	S	P	ERA	WHIP

Chicago Cubs @ Washington Nationals

Robert F. Kennedy Memorial Stadium, Washington, DC

Thu Jul 05 2007, 7:05 PM EDT

Att. 22,594 - Cloudy - 79 F

TOP

livebaseballscorecards.com

Batter	1	2	3	4	5	6	7	8	9	AB	R	H	RBI	BB	SO	LOB
12 Alfonso Soriano, R (1, 7) OBP: 0.351, SLG: 0.536	P3		L5		P4		17 1B 1-3 32 SF8 1B		F7	5	1	1	0	0	0	0
17 Mike Fontenot, L (1, 4) OBP: 0.386, SLG: 0.604	G3			G3-1		32 2B 1B	1-3 3-H 1B		1B	5	1	3	1	0	0	0
32 Daryle Ward, L (1, 3) OBP: 0.438, SLG: 0.423	G4-3			16 WP 16 1B 1B		SAFE SAFE FC5-4 1-H 2B	SF8 3-H		G6-3	4	1	2	2	0	0	1
Bob Howry, L (9, 1)										0	0	0	0	0	0	0
16 Aramis Ramirez, R (1, 5) OBP: 0.355, SLG: 0.561		P2		2B 1-H 1B		P4	L9			4	0	1	1	0	0	2
15 Cliff Floyd, L (1, 9) OBP: 0.363, SLG: 0.398		G4-3		K		E3 FC5-4		G6-3		2	0	0	0	0	1	1
Mark DeRosa, R (6, PH) OBP: 0.364, SLG: 0.450										2	0	0	0	0	0	1
Jacque Jones, L (1, 8) OBP: 0.291, SLG: 0.332		2B		2B 1-3		FC5-4 FC6-4 1-2f 2-3		P5		4	0	2	0	0	0	2
49 Carlos Marmol, R (8, 1)										0	0	0	0	0	0	0
25 Derrek Lee, R (9, 3) OBP: 0.412, SLG: 0.488										0	0	0	0	0	0	0
Koyie Hill, S (1, 2) OBP: 0.246, SLG: 0.259		G6-3		F8		FC6-4 1-2f		1B		4	0	1	0	0	0	5
Cesar Izturis, S (1, 6) OBP: 0.293, SLG: 0.303			G3		F9		G4-3	P5		4	0	0	0	0	0	1
45 Sean Marshall, L (1, 1)			P6		K		12 1B 17 1B 1B		P6	2	0	0	0	0	1	0
13 Will Ohman, L (6, 1)										0	0	0	0	0	0	0
29 Ángel Pagán, S (7, PH) OBP: 0.327, SLG: 0.439										1	1	1	0	0	0	0
43 Michael Wuertz, R (7, 1)										0	0	0	0	0	0	0
20 Felix Pie, L (8, 8) OBP: 0.273, SLG: 0.348										1	0	0	0	0	0	0
Inning Stats	R: 0 E: 0 K: 0 S: 6 H: 0 LOB: 0 BB: 0 P: 8	R: 0 E: 0 K: 0 S: 11 H: 1 LOB: 1 BB: 0 P: 17	R: 0 E: 0 K: 0 S: 8 H: 0 LOB: 0 BB: 0 P: 14	R: 1 E: 0 K: 1 S: 19 H: 3 LOB: 2 BB: 0 P: 25	R: 0 E: 0 K: 1 S: 6 H: 0 LOB: 0 BB: 0 P: 9	R: 1 E: 1 K: 0 S: 15 H: 2 LOB: 2 BB: 0 P: 22	R: 2 E: 0 K: 0 S: 15 H: 3 LOB: 1 BB: 0 P: 20	R: 0 E: 0 K: 0 S: 11 H: 1 LOB: 1 BB: 0 P: 16	R: 0 E: 0 K: 0 S: 13 H: 1 LOB: 1 BB: 0 P: 18	1B: 8 2B: 3 3B: 0 HR: 0 SF: 1 SAC: 0 DP: 0 HBP: 0	WP: 1 PB: 0 SB: 0 CS: 0 PA: 39					

	AB	38
	R	4
	H	11
	RBI	4
	BB	0
	SO	2
	LOB	13

PITCHER		IP	WLS	BF	H	R	ER	SO	BB	IBB	HBP	BLK	WP	HR	S	P	ERA	WHIP
57 Jason Bergmann, R ERA: 3.47	(1, 1)	5.1		22	6	2	2	2	0	0	0	0	1	0	60	88	3.38	1.125
40 Billy Traber, L ERA: 4.94	(6, 1)	0.2		3	0	0	0	0	0	0	0	0	0	0	5	7	0.00	0.000
Luis Ayala, R ERA: 4.26	(7, 1)	1.0	L	6	3	2	2	0	0	0	0	0	0	0	15	20	18.00	3.000
Jon Rauch, R ERA: 3.94	(8, 1)	1.0		4	1	0	0	0	0	0	0	0	0	0	11	16	0.00	1.000
32 Chad Cordero, R ERA: 2.93	(9, 1)	1.0		4	1	0	0	0	0	0	0	0	0	0	13	18	0.00	1.000

PITCHER	IP	WLS	BF	H	R	ER	SO	BB	IBB	HBP	BLK	WP	HR	S	P	ERA	WHIP

Batter	1	2	3	4	5	6	7	8	9	AB	R	H	RBI	BB	SO	LOB
Nook Logan, S (1, 8) OBP: 0.259, SLG: 0.292	B L F B X 2-2 G4-3 ①		B C X 1-1 B5-3 ②		B B B C B 4-1 10 S BB		B X 1-0 G3 ③		C F B F F S 1-3 K ③	4	0	0	0	1	1	0
10 Ronnie Belliard, R (1, 4) OBP: 0.321, SLG: 0.380	C X 0-1 G6-3 ②		C C C X 1-2 2B		1 SAFE 1 SAFE B C X 1-1 P4 ③ 1-2			C B F C 1-3 K ①		4	0	1	0	0	1	1
11 Ryan Zimmerman, R (1, 5) OBP: 0.303, SLG: 0.432	B C F F B X 2-2 L8 ③		B B B B 4-0 BB			B C X 1-1 21 3B 1B		C X 0-1 BB 21 1B 1B		3	1	2	0	1	0	0
21 Dmitri Young, S (1, 3) OBP: 0.391, SLG: 0.515 D'Angelo Jimenez, S (8, PR) OBP: 0.182, SLG: 0.053 Tony Batista, R (9, 3) OBP: 0.279, SLG: 0.216		B F F F X 1-2 G4-3 ① C B B F X 2-2 P4 ②	B F X 1-1 G4-3 ③			B S B B X 3-1 25 SF9 3B 1-H		X 0-0 BB 1-2 1B		4 0 0	1 0 0	2 0 0	1 0 0	0 0 0	0 0 0	2 0 0
25 Austin Kearns, R (1, 9) OBP: 0.317, SLG: 0.367				X 0-0 G6-3 ①		F X 0-1 SF9 ① 3-H		C S S 0-3 K ②		3	0	0	1	0	1	2
Felipe Lopez, S (1, 6) OBP: 0.291, SLG: 0.334		B B C X 2-1 S 2B		B B C B B 4-1 G1-6-3 BB		B X 1-0 G1-6-3 1B		B B B C B 4-1 1-2 2-3 BB		2	0	2	0	2	0	0
Brian Schneider, L (1, 2) OBP: 0.308, SLG: 0.329		B F D B B 4-1 2-3 BB		B 1 SAFE X 1-0 G1-6-3 ②③ 1-2f		B 1 SAFE F F X 1-2 G1-6-3 ②③ 1-2f		B C X 1-1 L3 ③		3	0	0	0	1	0	5
Robert Fick, L (1, 7) OBP: 0.286, SLG: 0.240		X 0-0 G4-3 ③			B X 1-0 F8 ①		X 0-0 B5-3 ①		B F X 1-1 L7 ①	4	0	0	0	0	0	2
57 Jason Bergmann, R (1, 1) OBP: 0.095, SLG: 0.095 40 Billy Traber, L (6, 1) Luis Ayala, R (7, 1) Ryan Langerhans, L (7, PH) OBP: 0.293, SLG: 0.301 Jon Rauch, R (8, 1) 32 Chad Cordero, R (9, 1) Ryan Church, L (9, PH) OBP: 0.339, SLG: 0.416			B C F S 1-3 K2-3 ①		B C C S 1-3 K ②		C X 0-1 G4-3 ②		B C X 1-1 P5 ②	2 0 0 0 1 0 0 0 1	0 0 0 0 0 0 0 0 0	0 0 0 0 0 0 0 0 0	0 0 0 0 1 0 0 0 0	0 0 0 0 0 0 0 0 0	2 0 0 0 0 0 0 0 0	0 0 0 0 0 0 0 0 0
Inning Stats	R: 0 E: 0 K: 0 S: 9 H: 0 LOB: 0 BB: 0 P: 13	R: 0 E: 0 K: 0 S: 11 H: 1 LOB: 2 BB: 1 P: 20	R: 0 E: 0 K: 1 S: 10 H: 1 LOB: 2 BB: 1 P: 18	R: 0 E: 0 K: 0 S: 3 H: 0 LOB: 0 BB: 1 P: 8	R: 0 E: 0 K: 1 S: 7 H: 0 LOB: 1 BB: 1 P: 14	R: 2 E: 0 K: 0 S: 10 H: 3 LOB: 0 BB: 0 P: 16	R: 0 E: 0 K: 0 S: 4 H: 0 LOB: 0 BB: 0 P: 5	R: 0 E: 0 K: 2 S: 12 H: 2 LOB: 3 BB: 1 P: 18	R: 0 E: 0 K: 1 S: 9 H: 0 LOB: 0 BB: 0 P: 12	1B: 4 2B: 2 3B: 1 HR: 0	SF: 1 SAC: 0 DP: 2 HBP: 0					

PITCHER		IP	WLS	BF	H	R	ER	SO	BB	IBB	HBP	BLK	WP	HR	S	P	ERA	WHIP
45 Sean Marshall, L ERA: 3.48	(1, 1)	5.1		24	5	2	2	2	4	0	0	0	0	0	47	85	3.38	1.688
13 Will Ohman, L ERA: 4.15	(6, 1)	0.2	W	1	0	0	0	0	0	0	0	0	0	0	3	4	0.00	0.000
43 Michael Wuertz, R ERA: 3.26	(7, 1)	1.0	H	3	0	0	0	0	0	0	0	0	0	0	4	5	0.00	0.000
49 Carlos Marmol, R ERA: 1.03	(8, 1)	1.0	H	6	2	0	0	2	1	0	0	0	0	0	12	18	0.00	3.000
Bob Howry, R ERA: 4.14	(9, 1)	1.0	S	3	0	0	0	1	0	0	0	0	0	0	9	12	0.00	0.000

PITCHER	IP	WLS	BF	H	R	ER	SO	BB	IBB	HBP	BLK	WP	HR	S	P	ERA	WHIP

BOTTOM

Chicago Cubs @ Washington Nationals

Robert F. Kennedy Memorial Stadium, Washington, DC

Thu Jul 05 2007, 7:05 PM EDT
Att. 22,594 - Cloudy - 79 F

livebaseballscorecards.com

AB	31
R	2
H	7
RBI	2
BB	5
SO	5
LOB	12

1B: 4	SF: 1	WP: 0	PA: 37		
2B: 2	SAC: 0	PB: 0			
3B: 1	DP: 2	SB: 2			
HR: 0	HBP: 0	CS: 0			

Batter	1	2	3	4	5	6	7	8	9	AB	R	H	RBI	BB	SO	LOB
12 Alfonso Soriano, R (1, 7) OBP: 0.350, SLG: 0.534	X 0-0 ① G6-3		B X 1-0 ① SF8 1-2 3-H		X 0-0 ③ G6-3			B S C F F B F X 2-2 25 BB 17 1B 16 SF7 1B		3	1	1	1	0	0	0
17 Mike Fontenot, L (1, 4) OBP: 0.381, SLG: 0.590	C B X 1-1 ② G1-3		C X 0-1 ② G3 2-3			B C S C 1-3 ① K		B C X 1-1 16 SF7 25 BB SF7 1-2 1B		4	1	1	0	0	1	1
25 Derrek Lee, R (1, 3) OBP: 0.413, SLG: 0.485	X 0-0 ③ G5-3		B B B B 4-0 16 FC6-4 BB 3-H			F C X 0-2 ② G6-3		S F D B F B B 4-2 BB 1-2 2-3		2	0	0	0	2	0	0
16 Aramis Ramirez, R (1, 5) OBP: 0.354, SLG: 0.556		F B X 1-1 ① G6-3	F F 1 SAFE X 0-2 ③ FC6-4 1-2f			B B F B B B 4-1 1B BB		C S F F B X 1-2 ① SF7 2-3 3-H		2	0	0	1	1	0	1
Mark DeRosa, R (1, 9) OBP: 0.362, SLG: 0.448		C S B B B F B F F C 3-3 ② K		C X 0-1 ① G6-3		B B X 2-0 1-2 1B		X 0-0 ② SF7 3-H		3	0	1	1	0	1	0
29 Ángel Pagán, S (1, 8) OBP: 0.324, SLG: 0.441		B F B X 2-1 CS 2B		F S F C 0-3 ② K		C B F B F B X 3-2 ③ G6-3		C X 0-1 ③ L9		4	0	1	0	0	1	3
2 Ryan Theriot, R (1, 6) OBP: 0.330, SLG: 0.351		C D B B C B 4-2 BB		F C B B B C 3-3 ③ K			C X 0-1 E5 G6-3		C B S B F X 2-2 L6-4 DI 1B	3	0	1	0	1	1	0
Rob Bowen, S (1, 2) OBP: 0.326, SLG: 0.358		C S B 1-2 ③ CS 2-3	F B B B F X 3-2 SH 12 SF8 2B		X 0-0 ① F9		C X 0-1 ①② G6-3 1-2f		F B F B X 2-2 ① G6-3 1-2	4	1	1	0	0	0	2
Jason Marquis, L (1, 1) OBP: 0.175, SLG: 0.282 36 Sean Gallagher, R (5, 1) Cesar Izturis, S (7, PH) OBP: 0.291, SLG: 0.301 47 Scott Eyre, L (7, 1) 43 Michael Wuertz, R (8, 1) Koyie Hill, S (9, PH) OBP: 0.242, SLG: 0.255			B M B X 2-1 SH 17 G3 12 SF8 25 WP 2-3		B C S X 1-2 ② G4-3		F C S 0-3 ③ K		B S X 1-1 ②③ L6-4 2-2	1 0 1 0 0 1	1 0 0 0 0 0	0 0 0 0 0 0	0 0 0 0 0 0	0 0 0 0 0 0	0 0 1 0 0 0	0 0 0 0 0 0
Inning Stats	R: 0 E: 0 K: 0 S: 4 H: 0 LOB: 0 BB: 0 P: 5	R: 0 E: 0 K: 1 S: 14 H: 1 LOB: 1 BB: 1 P: 25	R: 2 E: 0 K: 0 S: 11 H: 1 LOB: 1 BB: 1 P: 21	R: 0 E: 0 K: 2 S: 9 H: 0 LOB: 0 BB: 0 P: 12	R: 0 E: 0 K: 0 S: 5 H: 0 LOB: 0 BB: 0 P: 6	R: 0 E: 0 K: 1 S: 12 H: 1 LOB: 2 BB: 1 P: 22	R: 0 E: 1 K: 1 S: 7 H: 0 LOB: 0 BB: 0 P: 7	R: 2 E: 0 K: 0 S: 19 H: 2 LOB: 1 BB: 1 P: 27	R: 0 E: 0 K: 0 S: 9 H: 1 LOB: 0 BB: 0 P: 14	1B: 4 2B: 3 3B: 0 HR: 0	SF: 3 SAC: 1 DP: 2 HBP: 0			WP: 1 PB: 0 SB: 0 CS: 1	PA: 37	

PITCHER		IP	WLS	BF	H	R	ER	SO	BB	IBB	HBP	BLK	WP	HR	S	P	ERA	WHIP
28 Paul Maholm, L ERA: 4.76	(1, 1)	7.0	W	29	5	4	4	5	3	0	0	0	1	0	70	109	5.14	1.143
Shawn Chacon, R ERA: 3.7	(8, 1)	1.0		4	0	0	0	0	1	0	0	0	0	0	11	16	0.00	1.000
Damaso Marte, L ERA: 1.71	(9, 1)	1.0		3	1	0	0	0	0	0	0	0	0	0	9	14	0.00	1.000

PITCHER	IP	WLS	BF	H	R	ER	SO	BB	IBB	HBP	BLK	WP	HR	S	P	ERA	WHIP

TOP

Chicago Cubs @ Pittsburgh Pirates

PNC Park, Pittsburgh, PA

Fri Jul 06 2007, 7:05 PM EDT

Att. 27,868 - Partly Cloudy - 82 F

livebaseballscorecards.com

AB	28
R	4
H	6
RBI	3
BB	4
SO	5
LOB	8

Batter	1	2	3	4	5	6	7	8	9	AB	R	H	RBI	BB	SO	LOB
13 Nate McLouth, L (1, 8) OBP: 0.314, SLG: 0.376	F7	G6-3		12 FC6-4 BB		L3		12 2B 2B		4	1	1	0	1	0	2
12 Freddy Sanchez, R (1, 4) OBP: 0.327, SLG: 0.383	L7		HR	FC6-4 1-2f		25 E 2B BB		G5-3 2-H 2B		4	2	2	2	1	0	2
25 Adam LaRoche, L (1, 3) OBP: 0.322, SLG: 0.440 Damaso Marte, L (9, 1)	G3-1		F8	K	K SAFE	E4 2B 1-2		K		5 0	0 0	0 0	0 0	0 0	2 0	2 0
Xavier Nady, R (1, 9) OBP: 0.343, SLG: 0.509		2 BB 41 1B 28 1B 1B	HR	41 2B BB		1-3 2-H 2B		G5-3 2-3		4	3	3	2	1	0	1
41 Ryan Doumit, S (1, 2) OBP: 0.384, SLG: 0.515		2 BB 28 1B 1-2 1B	F7		1-H 2B 2B	FC6-4 BB		K		4	2	2	1	1	1	1
Jason Bay, R (1, 7) OBP: 0.331, SLG: 0.428		K	F9		P6	FC6-4 1-2f				4	0	0	0	0	1	6
José Bautista, R (1, 5) OBP: 0.340, SLG: 0.409		F8		K	2-H 2B			28 G1-6-3 1B		4	0	2	1	0	1	2
2 Jack Wilson, R (1, 6) OBP: 0.319, SLG: 0.366		28 1B 1-2 2-3 BB		28 SH3-4 1B	F7			F7		3	0	1	0	1	0	2
28 Paul Maholm, L (1, 1) OBP: 0.182, SLG: 0.156 Shawn Chacon, R (8, 1) OBP: 0.300, SLG: 0.300 Josh Phelps, R (9, 3) OBP: 0.357, SLG: 0.368		1-3 2-H 3-H 1B		SH3-4 1-2		K		G1-6-3 1-2f		3 0 0	0 0 0	1 0 0	2 0 0	0 0 0	1 0 0	1 0 0
Inning Stats	R: 0 E: 0 K: 0 S: 4 H: 0 LOB: 0 BB: 0 P: 7	R: 2 E: 0 K: 1 S: 14 H: 3 LOB: 2 BB: 1 P: 28	R: 2 E: 0 K: 0 S: 12 H: 2 LOB: 0 BB: 0 P: 16	R: 0 E: 0 K: 1 S: 8 H: 1 LOB: 2 BB: 1 P: 15	R: 2 E: 0 K: 1 S: 15 H: 2 LOB: 1 BB: 1 P: 26	R: 1 E: 1 K: 1 S: 18 H: 1 LOB: 3 BB: 2 P: 28	R: 0 E: 0 K: 0 S: 6 H: 1 LOB: 0 BB: 0 P: 9	R: 1 E: 0 K: 2 S: 13 H: 2 LOB: 1 BB: 0 P: 18		1B: 5 2B: 5 3B: 0 HR: 2	SF: 0 SAC: 1 DP: 1 HBP: 0					

PITCHER	IP	WLS	BF	H	R	ER	SO	BB	IBB	HBP	BLK	WP	HR	S	P	ERA	WHIP
Jason Marquis, R (1, 1) ERA: 3.67	4.2	L	25	8	6	6	3	3	0	0	0	0	2	51	89	11.57	2.357
36 Sean Gallagher, R (5, 1) ERA: 7.71	1.1		8	1	1	0	1	2	0	0	0	0	0	20	31	0.00	2.250
47 Scott Eyre, L (7, 1) ERA: 6.6	1.0		3	1	0	0	0	0	0	0	0	0	0	6	9	0.00	1.000
43 Michael Wuertz, R (8, 1) ERA: 3.4	1.0		5	2	1	1	2	0	0	0	0	0	0	13	18	9.00	2.000

PITCHER	IP	WLS	BF	H	R	ER	SO	BB	IBB	HBP	BLK	WP	HR	S	P	ERA	WHIP

BOTTOM

Chicago Cubs @ Pittsburgh Pirates

PNC Park, Pittsburgh, PA

Fri Jul 06 2007, 7:05 PM EDT

Att. 27,868 - Partly Cloudy - 82 F

livebaseballscorecards.com

AB	35
R	8
H	12
RBI	8
BB	5
SO	6
LOB	19

WP: 0 PB: 0 SB: 0 CS: 0 PA: 41

Chicago Cubs @ Pittsburgh Pirates

PNC Park, Pittsburgh, PA

Sat Jul 07 2007, 7:05 PM EDT

Att. 33,293 - Partly Cloudy - 84 F

TOP

livebaseballscorecards.com

Batter	1	2	3	4	5	6	7	8	9	AB	R	H	RBI	BB	SO	LOB
12 Alfonso Soriano, R (1, 7) OBP: 0.353, SLG: 0.535	1-2 2 1B, 2 S, 25 1B, 1B	0-0 1B	0-1 P3		2-2 2-H 2 1B, 1B		1-3 K2-3			5	2	3	1	0	1	2
2 Ryan Theriot, R (1, 6) (8, 4) OBP: 0.335, SLG: 0.355	2-2 1-3 25 1B, 32 1B, 1B	2-2 G5-3		0-0 25 G4-3, 1B	0-2 2-H 1B			2-2 G1-4-3		5	1	3	1	0	0	1
25 Derrek Lee, R (1, 3) OBP: 0.413, SLG: 0.482	3-2 1-2 3-H 32 1B, 1B		4-2 32 BB, 1B, BB	1-0 G4-3 1-2	3-3 K			1-1 G6-3		4	1	1	1	1	1	2
16 Aramis Ramirez, R (1, 5) OBP: 0.354, SLG: 0.553 Cesar Izturis, S (8, 6) OBP: 0.291, SLG: 0.301	0-1 F7		1-1 F9	2-2 1B		2-0 1B, 1B		1-1 G6-3		5 0	0 0	2 0	0 0	0 0	0 0	3 0
32 Daryle Ward, L (1, 9) OBP: 0.441, SLG: 0.418 20 Felix Pie, L (6, 8) OBP: 0.272, SLG: 0.345	0-0 1-3 2-H 1B		4-0 BB 1B, 1-2 SF9, BB	0-0 F6		0-3 K			2-3 K	3 1	1 0	1 0	1 0	1 0	1 1	3 0
Mark DeRosa, R (1, 4) (8, 5) OBP: 0.363, SLG: 0.447	1-3 K		0-2 SF9 BB, 30 1B, 1-2 2-H, 1B	2-2 F8		3-2 1-2 G4-6-3, 1B			1-3 K	5	1	2	1	0	2	4
Jacque Jones, L (1, 8) (6, 9) OBP: 0.294, SLG: 0.335	0-1 G3-4-3		4-2 30 1B, 1-2 2-3, BB		1-1 12 1B, 2B	1-2 1-2f G4-6-3			0-1 G3-1	4	1	1	0	1	0	4
Koyie Hill, S (1, 2) OBP: 0.227, SLG: 0.241		2-1 G6-3	0-2 2-3 3-H SF9		1-0 L8		3-2 F8			3	0	0	1	0	0	1
30 Ted Lilly, L (1, 1) OBP: 0.132, SLG: 0.132 49 Carlos Marmol, R (8, 1)		1-3 K2-3	1-1 1-2 3-H 1B		0-1 P4		1-3 K			4 0	0 0	1 0	1 0	0 0	2 0	1 0
Inning Stats	R: 2 E: 0 K: 1 S: 20 H: 4 LOB: 2 BB: 0 P: 27	R: 0 E: 0 K: 1 S: 10 H: 1 LOB: 1 BB: 0 P: 15	R: 3 E: 0 K: 0 S: 19 H: 2 LOB: 3 BB: 3 P: 33	R: 0 E: 0 K: 0 S: 11 H: 2 LOB: 2 BB: 0 P: 16	R: 2 E: 0 K: 1 S: 15 H: 3 LOB: 1 BB: 0 P: 22	R: 0 E: 0 K: 1 S: 10 H: 2 LOB: 1 BB: 0 P: 16	R: 0 E: 0 K: 2 S: 12 H: 0 LOB: 0 BB: 0 P: 17	R: 0 E: 0 K: 0 S: 8 H: 0 LOB: 0 BB: 0 P: 12	R: 0 E: 0 K: 2 S: 8 H: 0 LOB: 0 BB: 0 P: 11	1B: 13 2B: 1 3B: 0 HR: 0 SF: 1 SAC: 0 DP: 1 HBP: 0							WP: 0 PB: 0 SB: 1 CS: 0 PA: 43

	AB	39
	R	7
	H	14
	RBI	7
	BB	3
	SO	8
	LOB	21

PITCHER		IP	WLS	BF	H	R	ER	SO	BB	IBB	HBP	BLK	WP	HR	S	P	ERA	WHIP
47 John Van Benschoten, R ERA: 5.4	(1, 1)	2.2	L	18	7	5	5	2	3	0	0	0	0	0	47	73	16.88	3.750
John Wasdin, R ERA: 5.95	(3, 1)	2.1		12	5	2	2	1	0	0	0	0	0	0	28	40	7.71	2.143
34 John Grabow, L ERA: 5.32	(6, 1)	2.0		7	2	0	0	3	0	0	0	0	0	0	22	33	0.00	1.000
Masumi Kuwata, R ERA: 7.3	(8, 1)	1.0		3	0	0	0	0	0	0	0	0	0	0	8	12	0.00	0.000
Tony Armas, R ERA: 8.69	(9, 1)	1.0		3	0	0	0	2	0	0	0	0	0	0	8	11	0.00	0.000

PITCHER	IP	WLS	BF	H	R	ER	SO	BB	IBB	HBP	BLK	WP	HR	S	P	ERA	WHIP

BOTTOM

Batter	1	2	3	4	5	6	7	8	9	AB	R	H	RBI	BB	SO	LOB
José Bautista, R (1, 5) OBP: 0.338, SLG: 0.409	C B B F F X 2-2 G6-3 ①		B B S F C 2-3 K ②			C C X 0-2 2B	B F B X 2-1 G1-3 ③		B B X 2-0 F8 ③	5	0	1	0	0	1	3
12 Freddy Sanchez, R (1, 4) OBP: 0.327, SLG: 0.384	B C X 1-1 P4 ②		X 0-0 P3 ③			C X 0-1 F7 ①		B X 1-0 WP 2B		4	0	1	0	0	0	1
Xavier Nady, R (1, 8) OBP: 0.339, SLG: 0.502	B S X 1-1 F8 ③			B S F C 1-3 K ①		B C D S X 2-2 P4 ②		B X 1-0 G6-3 ①		4	0	0	0	0	1	2
Jason Bay, R (1, 7) OBP: 0.330, SLG: 0.424		T B S S 1-3 K ①		B C B X 2-1 F8 ②		S C X 0-2 G4-3 ③		B F B F B B 4-2 2-3 BB		3	0	0	0	1	1	1
Josh Phelps, R (1, 3) OBP: 0.353, SLG: 0.363		F B X 1-1 26 1B 1B		B B C F C 2-3 K ③			B C S C 1-3 K ①	T S B F B C 2-3 K ②		4	0	1	0	0	3	2
41 Ryan Doumit, S (1, 9) OBP: 0.381, SLG: 0.509		C B B B S T 2-2 K ②			C B X 1-1 G1-3 ①		X 0-0 26 1B 2 2B 1B	C F S 0-3 K ③		4	1	1	0	0	2	3
26 Ronny Paulino, R (1, 2) OBP: 0.279, SLG: 0.353		B B X 2-0 1-2 1B			X 0-0 2B		X 0-0 2 2B 1-2 1B		C B B B X 3-1 F8 ①	4	0	3	0	0	0	0
2 Jack Wilson, R (1, 6) OBP: 0.321, SLG: 0.369		C B S X 1-2 G4-3 ③			B B C F X 2-2 F8 ②		X 0-0 1-3 2-H 2B		F B S B B B 4-2 FC5-4 BB	3	0	1	1	1	0	3
47 John Van Benschoten, R (1, 1)			B C X 1-1 G5-3 ①		C B S X 1-2 G4-3 ③		B F B B X 3-2 F7 ②		B F F F F X 1-2 1-2f FC5-4 ②	0	0	0	0	0	0	0
John Wasdin, R (3, 1)										1	0	0	0	0	0	0
Jose Castillo, R (5, PH) OBP: 0.282, SLG: 0.330										1	0	0	0	0	0	1
34 John Grabow, L (6, 1)										0	0	0	0	0	0	0
Matt Kata, S (7, PH) OBP: 0.244, SLG: 0.292										1	0	0	0	0	0	2
Masumi Kuwata, R (8, 1)										0	0	0	0	0	0	0
Tony Armas, R (9, 1) OBP: 0.286, SLG: 0.286										0	0	0	0	0	0	0
Rajai Davis, R (9, PH) OBP: 0.333, SLG: 0.316										1	0	0	0	0	0	1
Inning Stats	R: 0 E: 0 K: 0 S: 8 H: 0 LOB: 0 BB: 0 P: 12	R: 0 E: 0 K: 2 S: 12 H: 2 LOB: 2 BB: 0 P: 19	R: 0 E: 0 K: 1 S: 6 H: 0 LOB: 0 BB: 0 P: 9	R: 0 E: 0 K: 2 S: 8 H: 0 LOB: 0 BB: 0 P: 13	R: 0 E: 0 K: 0 S: 9 H: 1 LOB: 1 BB: 0 P: 13	R: 0 E: 0 K: 0 S: 11 H: 1 LOB: 1 BB: 0 P: 13	R: 1 E: 0 K: 1 S: 11 H: 3 LOB: 2 BB: 0 P: 17	R: 0 E: 0 K: 2 S: 11 H: 1 LOB: 2 BB: 1 P: 19	R: 0 E: 0 K: 0 S: 9 H: 0 LOB: 1 BB: 1 P: 19	1B: 4 2B: 4 3B: 0 HR: 0	SF: 0 SAC: 0 DP: 0 HBP: 0						

PITCHER		IP	WLS	BF	H	R	ER	SO	BB	IBB	HBP	BLK	WP	HR	S	P	ERA	WHIP
30 Ted Lilly, L ERA: 3.67	(1, 1)	7.1	W	31	8	1	1	6	1	0	0	0	1	0	69	106	1.23	1.227
49 Carlos Marmol, R ERA: 0.96	(8, 1)	1.2		6	0	0	0	2	1	0	0	0	0	0	16	28	0.00	0.600

PITCHER	IP	WLS	BF	H	R	ER	SO	BB	IBB	HBP	BLK	WP	HR	S	P	ERA	WHIP

Chicago Cubs @ Pittsburgh Pirates

PNC Park, Pittsburgh, PA

Sat Jul 07 2007, 7:05 PM EDT

Att. 33,293 - Partly Cloudy - 84 F

livebaseballscorecards.com

AB	35
R	1
H	8
RBI	1
BB	2
SO	8
LOB	19

WP: 1 PA: 37
PB: 0
SB: 0
CS: 0

Chicago Cubs @ Pittsburgh Pirates

PNC Park, Pittsburgh, PA

Sun Jul 08 2007, 1:35 PM EDT

Att. 22,470 - Sunny - 85 F

TOP

livebaseballscorecards.com

Batter	1	2	3	4	5	6	7	8	9	AB	R	H	RBI	BB	SO	LOB
12 Alfonso Soriano, R (1, 7) OBP: 0.352, SLG: 0.532	25 CS 2 SH1-3 1B		G5-3		G6-3			P6		4	0	1	0	0	0	0
2 Ryan Theriot, R (1, 6) OBP: 0.338, SLG: 0.354	SH1-3 1-2		BB			16 G5-3 25 1B BB		P3		1	0	0	0	2	0	0
25 Derrek Lee, R (1, 3) OBP: 0.411, SLG: 0.479	L6 2-3		F9			16 G5-3 2B 1B 1-2		F9		4	1	1	0	0	0	2
16 Aramis Ramirez, R (1, 5) OBP: 0.356, SLG: 0.556		17 1B 1B 29 SF9 1B	L6			G5-3 1-2 2-3f			2B	4	1	2	0	0	0	3
Mark DeRosa, R (1, 9) OBP: 0.365, SLG: 0.452		29 SF9 17 1B 1-2 1B		G6-3		2B 2-H			K	4	0	2	1	0	1	1
17 Mike Fontenot, L (1, 4) OBP: 0.376, SLG: 0.577		1-2 2-3 1B		F8		G4-3			F8	4	0	1	0	0	0	2
29 Ángel Pagán, S (1, 8) OBP: 0.313, SLG: 0.429		SF9 2-3 3-H		F8			L8		F8	3	0	0	1	0	0	1
Koyie Hill, S (1, 2) OBP: 0.217, SLG: 0.230		F8			F8		K			3	0	0	0	0	1	2
38 Carlos Zambrano, S (1, 1) OBP: 0.238, SLG: 0.405		G4-3			K		F8			3	0	0	0	0	1	2
Bob Howry, L (8, 1)										0	0	0	0	0	0	0

	AB	30
	R	2
	H	7
	RBI	2
	BB	2
	SO	3
	LOB	13

Inning Stats																								
	R: 0	H: 1	R: 1	H: 3	R: 0	H: 0	R: 0	H: 0	R: 0	H: 0	R: 1	H: 2	R: 0	H: 0	R: 0	H: 0	R: 0	H: 1	1B: 5	SF: 1	WP: 0	PA: 34		
	E: 0	LOB: 0	E: 0	LOB: 2	E: 0	LOB: 1	E: 0	LOB: 0	E: 0	LOB: 0	E: 0	LOB: 1	E: 0	LOB: 0	E: 0	LOB: 0	E: 0	LOB: 1	2B: 2	SAC: 1	PB: 0			
	K: 0	BB: 0	K: 0	BB: 0	K: 0	BB: 1	K: 1	BB: 0	S: 11	BB: 1	K: 0	BB: 0	K: 1	BB: 0	S: 6	BB: 0	K: 1	BB: 0	3B: 0	DP: 1	SB: 0			
	S: 5	P: 9	S: 13	P: 18	S: 8	P: 17	S: 11	P: 17		P: 22	S: 7	P: 8		P: 11	S: 8	P: 11	HR: 0	HBP: 0	CS: 1					

PITCHER		IP	WLS	BF	H	R	ER	SO	BB	IBB	HBP	BLK	WP	HR	S	P	ERA	WHIP
Shane Youman, L ERA: 3.0	(1, 1)	6.0	W	24	6	2	2	1	2	0	0	0	0	0	53	91	3.00	1.333
Shawn Chacon, R ERA: 3.59	(7, 1)	2.0	H	6	0	0	0	1	0	0	0	0	0	0	13	19	0.00	0.000
55 Matt Capps, R ERA: 2.37	(9, 1)	1.0		4	1	0	0	1	0	0	0	0	0	0	8	11	0.00	1.000

PITCHER	IP	WLS	BF	H	R	ER	SO	BB	IBB	HBP	BLK	WP	HR	S	P	ERA	WHIP

Batter	1	2	3	4	5	6	7	8	9	AB	R	H	RBI	BB	SO	LOB
13 Nate McLouth, L (1, 8) OBP: 0.320, SLG: 0.375	B B C B F X 3-2 ① F8		B B B C B 4-1 25 E 25 S 1B BB	B X 1-0 ③ 1-3 1B			C B B B F C 3-3 ③ K			3	1	1	0	1	1	0
12 Freddy Sanchez, R (1, 4) OBP: 0.326, SLG: 0.383	B X 1-0 ② F7		B 1 SAFE F 1 SAFE X 1-1 ① F7		B F C F F B X 2-2 ① G5-3			X 0-0 1B 25 1B 1B 1B		4	1	1	0	0	0	1
25 Adam LaRoche, L (1, 3) OBP: 0.324, SLG: 0.439	B B B B 4-0 HBP BB		C F B B B B F C 3-3 ② 1-3 K		C B F F S 1-3 ② K			X 0-0 1B 1-2 1B 1B		3	1	1	0	1	2	1
Xavier Nady, R (1, 9) OBP: 0.344, SLG: 0.504	S S F F H 1-2 HBP		F D S X 1-2 HR 3-H 1B		B B F X 2-1 ③ P4			S C X 0-2 1B 1-2 2-3 SF9 1B		3	2	2	1	0	0	0
Jason Bay, R (1, 7) OBP: 0.332, SLG: 0.434	B F B X 2-1 ③ P2		B X 1-0 1-H HR			C F X 0-2 ① F8		B S B B X 3-1 26 G5-3 1-3 2-H 3-H 1B		4	1	2	4	0	0	2
José Bautista, R (1, 5) OBP: 0.334, SLG: 0.405		B F C B X 2-2 ① F9	B F B X 2-1 ③ F9			B B B C C F X 3-2 ② G1-3		C F X 0-2 ① SF9 3-H		3	0	0	1	0	0	0
26 Ronny Paulino, R (1, 2) OBP: 0.279, SLG: 0.348		B F C B B B 4-2 2 FC3-6 BB		X 0-0 ① F8		B B C S F S 2-3 ③ K		X 0-0 ② G5-3 1-2		3	0	0	0	1	1	1
2 Jack Wilson, R (1, 6) OBP: 0.317, SLG: 0.364		F B X 1-1 ② FC3-6 1-2f		B C S B B X 3-2 ② F7			B C X 1-1 ① G5-3	F B C F B X 2-2 ③ G6-3		4	0	0	0	0	0	2
Shane Youman, L (1, 1) OBP: 0.250, SLG: 0.250 Shawn Chacon, R (7, 1) OBP: 0.273, SLG: 0.273 55 Matt Capps, R (9, 1) OBP: 1.000, SLG: 1.000		C B S B B X 3-2 ③ F7		B C X 1-1 13 1B 1B			C S S 0-3 ② K			2 1 0	0 0 0	1 0 0	0 0 0	0 1 0	0 0 0	1 0 0
Inning Stats	R: 0 E: 0 K: 0 S: 10 H: 0 LOB: 2 BB: 1 P: 21	R: 0 E: 0 K: 0 S: 10 H: 0 LOB: 1 BB: 1 P: 20	R: 3 E: 0 K: 1 S: 13 H: 2 LOB: 0 BB: 1 P: 25	R: 0 E: 0 K: 0 S: 7 H: 2 LOB: 2 BB: 0 P: 12	R: 0 E: 0 K: 1 S: 11 H: 0 LOB: 0 BB: 0 P: 16	R: 0 E: 0 K: 1 S: 11 H: 0 LOB: 0 BB: 0 P: 16	R: 0 E: 0 K: 2 S: 8 H: 0 LOB: 0 BB: 0 P: 12	R: 3 E: 0 K: 0 S: 15 H: 4 LOB: 1 BB: 0 P: 20		1B: 7 2B: 0 3B: 0 HR: 1	SF: 1 SAC: 0 DP: 0 HBP: 1					

PITCHER	IP	WLS	BF	H	R	ER	SO	BB	IBB	HBP	BLK	WP	HR	S	P	ERA	WHIP
38 Carlos Zambrano, R (1, 1) ERA: 4.03	7.0	L	28	4	3	3	5	3	0	1	0	0	1	70	122	3.86	1.000
Bob Howry, R (8, 1) ERA: 4.68	1.0		7	4	3	3	0	0	0	0	0	0	0	15	20	27.00	4.000

PITCHER	IP	WLS	BF	H	R	ER	SO	BB	IBB	HBP	BLK	WP	HR	S	P	ERA	WHIP

BOTTOM

Chicago Cubs @ Pittsburgh Pirates

PNC Park, Pittsburgh, PA

Sun Jul 08 2007, 1:35 PM EDT
Att. 22,470 - Sunny - 85 F

livebaseballscorecards.com

AB	30
R	6
H	8
RBI	6
BB	3
SO	5
LOB	8

PA: 35

Batter	1	2	3	4	5	6	7	8	9	AB	R	H	RBI	BB	SO	LOB
Craig Biggio, R (1, 4) OBP: 0.299, SLG: 0.395	B CH 87 F FA 88 B FA 88 X FA 90 2-1 ① F7		B SL 82 X FA 93 1-0 ③ G5-3			C FA 91 D SL 82 B FA 91 S FC 88 X FC 89 2-2 ② F8		C SL 82 X FA 94 0-1 ② G6-3		4	0	0	0	0	0	1
9 Hunter Pence, R (1, 8) OBP: 0.366, SLG: 0.584	B FA 90 B SL 81 B FA 91 C FA 88 F FA 92 S FA 91 3-3 ② K			B CU 79 S FA 89 B SL 80 F SI 88 B FA 93 X FA 92 3-2 17 L4-3 1B		B CU 76 F FA 91 C FA 93 F FA 91 B SL 82 S SL 80 2-3 ③ K		B SL 82 S SL 83 X SL 83 1-1 ③ G6-3		4	0	1	0	0	2	1
17 Lance Berkman, S (1, 3) OBP: 0.387, SLG: 0.446	B CH 85 B FA 93 S FA 92 B CH 86 B SI 91 4-1 BB			X FA 88 0-0 ① ② L4-3 1-1			C FA 88 F CH 82 B FA 91 B FA 89 C CH 83 2-3 ① K		X FA 93 0-0 ① F7	3	0	0	0	1	1	1
45 Carlos Lee, R (1, 7) OBP: 0.356, SLG: 0.514	C SL 80 S SL 82 B FA 93 F FA 92 S FA 91 1-3 ③ K			C FA 94 B FA 96 B FA 95 B SL 82 S FA 93 X SI 92 3-2 ③ G6-3			S FC 90 B SL 84 F FA 92 B FA 93 X FA 92 2-2 BB BB 1B		B FA 94 C FA 94 F SL 85 X FA 95 1-2 1B 1B	4	0	2	0	0	1	1
Mark Loretta, R (1, 6) OBP: 0.396, SLG: 0.415		B CH 86 C FA 90 F SI 90 F SL 82 F FA 93 X FA 90 1-2 ① L8			C FA 90 F CH 82 X CH 87 0-2 ① L3		C SL 80 B FA 90 D CH 84 F FA 90 B FA 90 B FA 90 4-2 BB 1-2 BB		B SL 82 C FA 94 B FA 93 S FA 92 F FA 93 X SL 82 2-2 1-2 1B	3	0	1	0	1	0	0
Mike Lamb, L (1, 5) OBP: 0.368, SLG: 0.455		F FA 91 B FA 92 C FA 93 B FA 92 B CH 87 C FA 92 3-3 ② K			B FA 89 B FA 89 C FA 89 X FA 92 2-1 ② F7		B X SL 79 1-0 ② L7		C FA 94 X FA 93 0-1 ② L7	4	0	0	0	0	1	4
Luke Scott, L (1, 9) OBP: 0.320, SLG: 0.441		F FA 92 B FA 93 B FA 93 F CH 84 S CH 87 2-3 ③ K			B SL 80 F FA 92 X FA 92 1-1 ③ G1-3		B CH 86 C FA 89 B SL 81 B FA 92 S FA 90 B FA 93 4-2 1-2 2-3 BB		D SL 85 F FA 94 S FA 93 F FA 93 S FA 88 1-3 ③ K	3	0	0	0	1	2	2
Eric Munson, L (1, 2) OBP: 0.333, SLG: 0.418			B FA 90 B CH 86 F CH 87 C FA 91 B FA 93 X FA 93 3-2 ① G1			C CU 74 B CH 87 B FA 90 B FA 92 X FA 88 3-1 23 FC3-6 1B	B CU 78 C SL 82 X FA 95 1-1 ③ F8			3	0	1	0	0	0	3
23 Jason Jennings, L (1, 1) OBP: 0.250, SLG: 0.077 Chad Qualls, R (6, 1) Brad Lidge, R (7, 1) Orlando Palmeiro, L (8, PH) OBP: 0.383, SLG: 0.304 Matt Albers, L (8, 1) OBP: 0.222, SLG: 0.222 Trever Miller, R (8, 1)			B FA 90 F FA 92 F FA 94 B FA 93 S CH 86 2-3 ② K			X CH 86 0-0 ① FC3-6 1-2f		B FA 94 C FA 94 B SL 82 F FA 93 B CU 78 S FA 94 3-3 ① K		2 0 0 0 0 1 1 0 0 0 0 0 0 0 0 0 0 0 0 0 0 1 0 0 0 0 1 0 0 0 0 0 0 0 0 0 0 0 0 0 0 0						
Inning Stats	R: 0 E: 0 K: 2 S: 10 H: 0 LOB: 1 BB: 1 P: 20	R: 0 E: 0 K: 2 S: 11 H: 0 LOB: 0 BB: 0 P: 17	R: 0 E: 0 K: 1 S: 7 H: 0 LOB: 0 BB: 0 P: 13	R: 0 E: 0 K: 0 S: 7 H: 1 LOB: 0 BB: 0 P: 13	R: 0 E: 0 K: 0 S: 7 H: 0 LOB: 0 BB: 0 P: 10	R: 0 E: 0 K: 1 S: 10 H: 1 LOB: 1 BB: 0 P: 17	R: 0 E: 0 K: 1 S: 13 H: 1 LOB: 3 BB: 2 P: 27	R: 0 E: 0 K: 1 S: 7 H: 0 LOB: 0 BB: 0 P: 11	R: 0 E: 0 K: 1 S: 14 H: 2 LOB: 2 BB: 0 P: 18	1B: 5 2B: 1 3B: 0 HR: 0 SF: 0 SAC: 0 DP: 1 HBP: 0						

TOP

Houston Astros @ Chicago Cubs

Wrigley Field, Chicago, IL

Fri Jul 13 2007, 1:20 PM CDT

Att. 41,593 - Sunny - 67 F

livebaseballscorecards.com

AB	31
R	0
H	5
RBI	0
BB	3
SO	9
LOB	14

PITCHER		IP	WLS	BF	H	R	ER	SO	BB	IBB	HBP	BLK	WP	HR	S	P	ERA	WHIP
38 Carlos Zambrano, R ERA: 3.83	(1, 1)	6.2	W	25	3	0	0	7	3	0	0	0	0	0	63	114	0.00	0.900
49 Carlos Marmol, R ERA: 0.92	(7, 1)	1.1	H	4	0	0	0	1	0	0	0	0	0	0	9	14	0.00	0.000
Bob Howry, R ERA: 4.57	(9, 1)	1.0		5	2	0	0	1	0	0	0	0	0	0	14	18	0.00	2.000

PITCHER	IP	WLS	BF	H	R	ER	SO	BB	IBB	HBP	BLK	WP	HR	S	P	ERA	WHIP

WP: 0 PB: 0 SB: 0 CS: 0 PA: 34

BOTTOM

Houston Astros @ Chicago Cubs

Wrigley Field, Chicago, IL

Fri Jul 13 2007, 1:20 PM CDT

Att. 41,593 - Sunny - 67 F

Batter	1	2	3	4	5	6	7	8	9	AB	R	H	RBI	BB	SO	LOB
12 Alfonso Soriano, R (1, 7) OBP: 0.353, SLG: 0.533	B FA 86 F FA 84 F SL 79 F SL 79 S FA 86 1-3 ① K		C SL 80 S SL 81 B SL 80 S SL 80 1-3 ② K	C FA 86 F FA 85 S SL 80 0-3 ② K		X 0-0 16 BB 1-3 2B		B FA 91 B FA 91 X FA 94 2-0 25 WP 2 BB 25 2B 1B		5	1	2	0	0	3	1
2 Ryan Theriot, R (1, 6) OBP: 0.343, SLG: 0.356	B FA 86 X CH 85 1-0 1B		B FA 85 C FA 86 F CH 80 B FA 86 B FA 87 B FA 87 F FA 87 X FA 87 3-2 25 S 1B	C SL 79 B FA 86 C FA 86 F CH 80 B FA 87 F CH 79 X FA 86 2-2 ③ F8		C SL 80 S FA 92 D SL 87 F SL 86 X FA 94 1-2 ② G6-3		B CU 76 P PO 82 B FA 92 C FA 91 B FA 93 4-1 25 WP 25 2B 1-2 BB		4	1	2	0	1	0	3
25 Derrek Lee, R (1, 3) OBP: 0.414, SLG: 0.481	1 SAFE C FA 85 P PO 83 X FA 85 1-1 ② F7		C SL 79 B FA 86 C FA 86 B FA 87 B CH 79 F SL 81 B FA 87 4-2 1-2 BB		B CH 84 F FA 86 B SL 79 C FA 87 C FA 87 2-3 ① K	B SL 84 F FA 90 B FA 92 B FA 95 I IN 75 4-1 16 BB IBB		B CU 77 B FA 93 S FA 93 F FA 93 B CU 79 X FA 94 3-2 E 1-H FC3-2 2-H 2B		3	0	1	2	2	1	1
16 Aramis Ramirez, R (1, 5) OBP: 0.354, SLG: 0.548	C SL 80 1 SAFE 1 SAFE X CH 81 0-1 ③ F7		C FA 87 B FA 86 F CH 83 X SL 81 1-2 ③ F8		X SL 80 0-0 ② F7	C FA 93 B FA 92 B SL 84 B FA 94 B FA 92 4-1 1-2 2-3 3-H BB		S FA 93 T FA 94 B FA 94 F CU 80 X CU 79 1-2 ① F8		4	0	0	1	1	0	4
15 Cliff Floyd, L (1, 9) OBP: 0.370, SLG: 0.400 Bob Howry, L (9, 1)		B CH 84 B FA 85 X FA 86 2-0 ① G3		X CH 77 0-0 1B SF7 1B	C FA 86 S SL 81 X CH 81 0-2 1B 1B	B SL 85 S FA 90 B FA 93 T FA 91 X FA 93 2-2 ③ F8		I IN 63 I I I 4-0 FC3-2 E IBB		4 0	1 0	2 0	0 0	1 0	0 0	3 0
Mark DeRosa, R (1, 4) OBP: 0.365, SLG: 0.451		F FA 85 B FA 86 X FA 86 1-1 ② F9		B FA 85 B FA 85 F FA 85 1 SAFE X FA 86 2-1 SF7 58 E 1-3 1B	S CH 79 1 SAFE X CH 79 0-1 1-3 1B		B SL 85 S SL 86 F FA 94 B SL 86 B SL 86 S FA 96 3-3 ① K	B CH 73 X 1-0 E6 FC3-2 1-2 2-3		5	1	2	0	0	1	2
Jacque Jones, L (1, 8) OBP: 0.292, SLG: 0.333		B SL 79 C CU 78 B FA 85 X FA 86 2-1 1B		X FA 86 0-0 ① SF7 1-2 3-H	X CH 79 0-0 ③ G3		S SL 85 F FA 95 F FA 94 B SL 86 B SL 85 C SL 85 2-3 ② K	X CH 78 0-0 ② FC3-2 1-2 2-3 3-Hf		4	0	1	1	0	1	5
58 Geovany Soto, R (1, 2)		B SL 78 C FA 86 S FA 86 1 SAFE C FA 86 1-3 ③ K		B SL 80 F CH 80 D SL 80 B FA 86 S SL 81 F FA 86 F FA 86 X SL 80 3-2 E5 38 1B 2-H		C B B B S C 3-3 ① K	C FA 94 B FA 95 S SL 86 B SL 85 B FA 95 X FA 96 3-2 E6	B X FA 87 1-0 ③ L5		5	1	0	0	0	2	4
38 Carlos Zambrano, S (1, 1) OBP: 0.267, SLG: 0.422 49 Carlos Marmol, R (7, 1) 29 Ángel Pagán, S (9, 9) OBP: 0.313, SLG: 0.429			B CH 84 L FA 85 B FA 87 B FA 86 S FA 86 S FA 86 3-3 ① K	S CU 78 B CH 79 X SL 86 1-1 3-H 1B		X 0-0 12 2B 16 BB 1B	X FA 94 0-0 G6-3			3 1 0	1 0 0	2 0 0	1 0 0	0 0 0	1 1 0	0 1 0
Inning Stats	R: 0 E: 0 K: 1 S: 10 H: 1 LOB: 1 BB: 0 P: 12	R: 0 E: 0 K: 1 S: 8 H: 1 LOB: 1 BB: 0 P: 14	R: 0 E: 0 K: 2 S: 17 H: 1 LOB: 2 BB: 1 P: 29	R: 3 E: 1 K: 1 S: 19 H: 3 LOB: 1 BB: 0 P: 27	R: 0 E: 0 K: 1 S: 10 H: 2 LOB: 2 BB: 0 P: 12	R: 1 E: 0 K: 1 S: 14 H: 2 LOB: 3 BB: 2 P: 28	R: 0 E: 1 K: 2 S: 11 H: 0 LOB: 1 BB: 0 P: 19	R: 2 E: 1 K: 0 S: 13 H: 2 LOB: 3 BB: 2 P: 28		1B: 10 2B: 2 3B: 0 HR: 0 SF: 1 SAC: 0 DP: 0 HBP: 0						

PITCHER		IP	WLS	BF	H	R	ER	SO	BB	IBB	HBP	BLK	WP	HR	S	P	ERA	WHIP
23 Jason Jennings, R ERA: 4.15	(1, 1)	5.1	L	28	10	4	3	7	1	0	0	0	0	0	69	102	5.06	2.062
Chad Qualls, R ERA: 4.03	(6, 1)	0.2		4	0	0	0	0	1	1	0	0	0	0	9	20	0.00	1.500
Brad Lidge, R ERA: 2.27	(7, 1)	1.0		4	0	0	0	2	0	0	0	0	0	0	11	19	0.00	0.000
Matt Albers, R ERA: 6.1	(8, 1)	0.1		6	2	2	2	0	1	1	0	0	1	0	11	25	54.00	9.000
Trever Miller, L ERA: 6.56	(8, 1)	0.2		2	0	0	0	0	0	0	0	0	0	0	2	3	0.00	0.000

PITCHER	IP	WLS	BF	H	R	ER	SO	BB	IBB	HBP	BLK	WP	HR	S	P	ERA	WHIP

livebaseballscorecards.com

AB	38
R	6
H	12
RBI	5
BB	5
SO	9
LOB	24

WP: 1 PA: 44
PB: 0
SB: 1
CS: 0

Batter	1	2	3	4	5	6	7	8	9	AB	R	H	RBI	BB	SO	LOB
Chris Burke, R (1, 4) OBP: 0.320, SLG: 0.373	C FA 85 F FA 87 X CU 70 0-2 9 G4-3 3B		C FC 83 F FC 82 X FA 89 0-2 ② P4		X FA 89 0-0 ③ F9			B CH 78 B FA 87 F CH 82 F CH 79 B FA 89 X FA 90 3-2 ② P4		4	1	1	0	0	0	2
9 Hunter Pence, R (1, 8) OBP: 0.361, SLG: 0.576	C FA 87 B CU 71 F CH 79 F FA 90 X CU 73 1-2 ① G4-3 3-H		B FA 88 F CH 78 S FA 88 B CU 71 S FA 91 2-3 ③ K			B FA 87 C FC 82 B FA 88 X FC 80 2-1 ① G6-3		B CU 69 C FC 83 B FA 89 F FA 90 S FA 91 2-3 ③ K		4	0	0	1	0	2	0
Mark Loretta, R (1, 3) OBP: 0.394, SLG: 0.416	B FA 90 F FA 88 B FC 82 F FA 88 B CU 65 X SL 81 3-2 ② F9			C FA 84 X CU 67 0-1 ① G5-3		F FA 85 B CH 76 F FA 85 X FA 90 1-2 ② G4-3			B FA 90 X FA 90 1-0 2B 2B	4	1	1	0	0	0	0
45 Carlos Lee, R (1, 7) OBP: 0.355, SLG: 0.510	B FA 88 B CH 78 B CH 80 B FA 88 4-0 BB			B FA 89 X FA 89 1-0 ② F8		F FA 90 B FA 91 F FA 91 X FA 91 1-2 ③ G6-3			X FA 92 0-0 ① F9	3	0	0	0	1	0	1
17 Lance Berkman, S (1, 9) OBP: 0.383, SLG: 0.440	1 SAFE C FA 88 F FA 89 B FA 92 F FA 91 B CU 73 F FA 91 B FC 84 S FC 84 3-3 ③ K			B CH 79 C FA 88 F FC 83 F FA 89 F FA 90 F CU 73 S FA 90 1-3 ③ K			X FA 87 0-0 ① F7		B FA 91 B FA 90 F FA 91 F FA 90 S SL 86 2-3 ② K	4	0	0	0	0	3	2
Morgan Ensberg, R (1, 5) OBP: 0.311, SLG: 0.372		X 0-0 ① F7			S FA 87 B CU 71 B CH 77 X FC 84 2-1 44 FC1-5 1B 1B		B FA 88 B FA 88 C CH 84 B FA 89 F FA 85 X FC 80 3-2 1B		B FA 91 S FA 91 F FA 90 D SL 87 B SL 86 X FA 91 3-2 2-H 2B 2B	4	1	3	1	0	0	0
Eric Bruntlett, R (1, 6) OBP: 0.404, SLG: 0.318		C FA 85 X CU 66 0-1 ② G6-3			C FC 82 C FC 84 B FA 91 S FA 90 1-3 ① K		F FA 87 F CH 78 C FA 90 0-3 ② K		X FA 92 0-0 2-H 2B	4	0	1	1	0	2	2
Brad Ausmus, R (1, 2) OBP: 0.328, SLG: 0.338		C CH 81 X FC 84 0-1 ③ F7			F FC 83 X FC 81 0-1 44 FC1-5 1-2 1B		C FA 89 X CU 66 0-1 ③ L9		C CH 85 B FA 91 B SL 85 F FA 91 C FA 91 2-3 ③ K	4	0	1	0	0	1	2
44 Roy Oswalt, R (1, 1) OBP: 0.146, SLG: 0.150			C FA 84 B CU 66 S FA 86 S FA 88 1-3 ① K		L FA 90 L FA 90 X FA 91 0-2 ② FC1-5 1-2 2-3f			B FA 87 C CH 75 X CH 79 1-1 ① F8		2	0	0	0	0	1	2
Dave Borkowski, R (6, 1)										0	0	0	0	0	0	0
Craig Biggio, R (8, PH) OBP: 0.298, SLG: 0.394										1	0	0	0	0	0	0
Dan Wheeler, R (8, 1)										0	0	0	0	0	0	0
Inning Stats	R: 1 E: 0 K: 1 S: 15 H: 1 LOB: 1 BB: 1 P: 26	R: 0 E: 0 K: 0 S: 5 H: 0 LOB: 0 BB: 0 P: 5	R: 0 E: 0 K: 2 S: 9 H: 0 LOB: 0 BB: 0 P: 12	R: 0 E: 0 K: 1 S: 9 H: 0 LOB: 0 BB: 0 P: 11	R: 0 E: 0 K: 1 S: 11 H: 2 LOB: 2 BB: 0 P: 14	R: 0 E: 0 K: 0 S: 8 H: 0 LOB: 0 BB: 0 P: 12	R: 0 E: 0 K: 1 S: 9 H: 1 LOB: 1 BB: 0 P: 12	R: 0 E: 0 K: 1 S: 8 H: 0 LOB: 0 BB: 0 P: 14	R: 2 E: 0 K: 2 S: 12 H: 3 LOB: 1 BB: 0 P: 20	1B: 3 2B: 3 3B: 1 HR: 0 SF: 0 SAC: 0 DP: 0 HBP: 0						

TOP

Houston Astros @ Chicago Cubs

Wrigley Field, Chicago, IL

Sat Jul 14 2007, 2:55 PM CDT

Att. 41,448 - Partly Cloudy - 80 F

livebaseballscorecards.com

	AB	34
	R	3
	H	7
	RBI	3
	BB	1
	SO	9
	LOB	11

PITCHER		IP	WLS	BF	H	R	ER	SO	BB	IBB	HBP	BLK	WP	HR	S	P	ERA	WHIP
30 Ted Lilly, L ERA: 3.51	(1, 1)	8.0	W	29	4	1	1	7	1	0	0	0	0	0	74	106	1.12	0.625
43 Michael Wuertz, R ERA: 3.76	(9, 1)	1.0		6	3	2	2	2	0	0	0	0	0	0	12	20	18.00	3.000

PITCHER	IP	WLS	BF	H	R	ER	SO	BB	IBB	HBP	BLK	WP	HR	S	P	ERA	WHIP

Houston Astros @ Chicago Cubs

Wrigley Field, Chicago, IL

Sat Jul 14 2007, 2:55 PM CDT

Att. 41,448 - Partly Cloudy - 80 F

livebaseballscorecards.com

BOTTOM

Batter	1	2	3	4	5	6	7	8	9	AB	R	H	RBI	BB	SO	LOB
12 Alfonso Soriano, R (1, 7) OBP: 0.353, SLG: 0.539	C FA 91 B FA 91 F FA 92 S CU 77 1-3 ① K			X SL 86 0-0 ① G4-3	C FA 94 X FA 93 0-1 25 BB BB 16 1B 1B	F B S X 1-2 1-H 2-H HR		C SL 82 S FA 90 F SL 83 D SL 82 F FA 88 F FA 90 S FA 90 1-3 ① K		5	2	2	3	0	2	1
Cesar Izturis, S (1, 6) OBP: 0.299, SLG: 0.305	B FA 91 C FA 91 X CU 72 1-1 ② G3-1			C FA 91 C SL 86 F FA 93 F SL 65 F FA 95 B SL 64 B FA 93 X FA 93 2-2 25 2B 16 2B 1B	C FA 91 1 SAFE B SL 85 1 SAFE 1 SAFE 1 SAFE B FA 91 C FA 91 B CH 71 4-2 F FA 92 B FA 91 1-2 25 BB 16 1B BB	F FA 91 B FA 91 C FA 90 X CU 72 1-2 16 1B 1B		B CU 76 X FA 89 1-0 ② G3 2-3	4	2	2	0	1	0	1
25 Derrek Lee, R (1, 3) OBP: 0.414, SLG: 0.481	B SL 85 B FA 92 X FA 92 2-0 ③ G1-3			B FA 91 X FA 93 1-0 16 2B 1-3 2B	C FA 93 B CU 71 B FA 93 B FA 92 F FA 92 B FA 94 4-2 16 1B 1-2 2-3 BB	B FA 92 B SL 85 F FA 90 B CH 84 C FA 92 T FA 91 3-2 ② K		F FA 92 X FA 91 0-1 ③ F9		4	1	1	0	1	1	2
16 Aramis Ramirez, R (1, 5) OBP: 0.359, SLG: 0.555 29 Ángel Pagán, S (9, 9) OBP: 0.313, SLG: 0.429		B FA 92 F FA 91 B FA 93 X FA 92 2-1 ① F8		B FA 93 X FA 94 1-0 E 2-H 3-H 2B	C SL 87 X FA 96 0-1 1-2 2-H 3-H 1B	X SL 86 0-0 1-3 1B				4 0	1 0	3 0	4 0	0 0	0 0	0 0
15 Cliff Floyd, L (1, 9) OBP: 0.370, SLG: 0.400 17 Mike Fontenot, L (2, 4) OBP: 0.363, SLG: 0.556		C FA 91 X FA 89 0-1 ② L8		C CU 72 B SL 84 S CU 70 B SL 85 F FA 92 S CU 71 2-3 ② K	C FA 94 B FA 93 B SL 85 F CU 69 S FA 94 2-3 ③ K	S FA 92 S FA 92 F FA 92 B SL 86 B FA 92 S CU 73 2-3 ③ K				0 4	0 0	0 0	0 0	0 3	0 5	0 5
Mark DeRosa, R (1, 4) OBP: 0.367, SLG: 0.452 (2, 9) (9, 5)		C FA 92 B SL 85 F FA 91 B FA 94 B CU 72 S FA 94 3-3 ③ K		F SL 85 B SL 85 B FA 92 X SL 86 2-1 2-H E2 1B		S B S X 1-2 1B 30 1B 1B	B FA 91 S SL 84 C FA 90 X SL 83 1-2 ① G5-3			4	1	2	0	0	1	0
Jacque Jones, L (1, 8) OBP: 0.291, SLG: 0.332			C CU 70 B FA 92 X FA 92 1-1 ① G4-3	F FA 94 F FA 93 D CU 68 X FA 93 1-2 ③ G3		C S X 0-2 30 1B 12 HR 1-3 1B	C FA 91 S SL 84 B SL 83 B FA 91 F FA 91 F SL 84 F FA 91 X 2-2 ② G4-3			4	1	1	0	0	0	1
Rob Bowen, S (1, 2) OBP: 0.316, SLG: 0.345			C FA 93 C CU 71 B CU 77 X FA 94 1-2 ② L5		X CU 70 0-0 ① B2-3	S C S 0-3 ① K	F CH 84 S FA 90 S FA 91 0-3 ③ K			4	0	0	0	0	2	2
30 Ted Lilly, L (1, 1) OBP: 0.146, SLG: 0.146 32 Daryle Ward, L (8, PH) OBP: 0.449, SLG: 0.446 43 Michael Wuertz, R (9, 1)			B FA 92 C FA 90 B FA 94 X FA 92 2-1 ③ P6		C FA 91 B CU 72 B FA 91 F FA 92 F FA 92 B CU 71 F FA 92 C FA 92 3-3 ② K	X 0-0 1-2 3-H 12 HR 1B		B FA 90 X FA 90 1-0 G3 2B		3 1 0	1 0 0	1 1 0	1 0 0	0 0 0	1 0 0	0 0 0
Inning Stats	R: 0 E: 0 K: 1 S: 6 H: 0 LOB: 0 BB: 0 P: 10	R: 0 E: 0 K: 1 S: 7 H: 0 LOB: 0 BB: 0 P: 12	R: 0 E: 0 K: 0 S: 7 H: 0 LOB: 0 BB: 0 P: 11	R: 3 E: 1 K: 1 S: 18 H: 4 LOB: 1 BB: 0 P: 27	R: 2 E: 0 K: 2 S: 18 H: 2 LOB: 2 BB: 2 P: 31	R: 4 E: 0 K: 3 S: 24 H: 6 LOB: 2 BB: 0 P: 32	R: 0 E: 0 K: 1 S: 12 H: 0 LOB: 0 BB: 0 P: 15	R: 0 E: 0 K: 1 S: 10 H: 1 LOB: 1 BB: 0 P: 13		1B: 9 2B: 3 3B: 0 HR: 1 SF: 0 SAC: 0 DP: 0 HBP: 0				WP: 0 PB: 0 SB: 0 CS: 0 PA: 39		

	AB	37
	R	9
	H	13
	RBI	8
	BB	2
	SO	10
	LOB	12

PITCHER		IP	WLS	BF	H	R	ER	SO	BB	IBB	HBP	BLK	WP	HR	S	P	ERA	WHIP
44 Roy Oswalt, R ERA: 3.91	(1, 1)	5.1	L	28	10	9	8	6	2	0	0	0	0	1	69	106	13.50	2.250
Dave Borkowski, R ERA: 4.38	(6, 1)	1.2		7	2	0	0	3	0	0	0	0	0	0	23	32	0.00	1.200
Dan Wheeler, R ERA: 5.56	(8, 1)	1.0		4	1	0	0	1	0	0	0	0	0	0	10	13	0.00	1.000

PITCHER	IP	WLS	BF	H	R	ER	SO	BB	IBB	HBP	BLK	WP	HR	S	P	ERA	WHIP

Houston Astros @ Chicago Cubs

Wrigley Field, Chicago, IL

Sun Jul 15 2007, 1:20 PM CDT

Att. 41,757 - Partly Cloudy - 72 F

livebaseballscorecards.com

Batter	1	2	3	4	5	6	7	8	9	AB	R	H	RBI	BB	SO	LOB
Chris Burke, R (1, 4) OBP: 0.316, SLG: 0.363	C C B B C 2-3 ① K	C FA 90 D FA 89 B FA 90 B CH 79 B FA 89 4-1 17 2B BB		X CH 80 0-0 ①② G1-6-3 1-2f		B FA 95 F FA 93 B FA 95 B FA 94 F FA 95 X SL 81 3-2 ① P6	C SL 86 C SL 86 D SL 87 D SL 87 B SL 84 S SL 86 3-3 ③ K			4	1	0	0	1	2	4
9 Hunter Pence, R (1, 8) OBP: 0.361, SLG: 0.575	C X 0-1 17 1B 2B	C FA 90 T FA 90 B FA 90 X FA 91 1-2 ② F9		B FA 87 B FA 90 T FA 91 S FA 85 B FA 86 B SL 86 4-2 17 S BB		C SL 83 C SL 82 B FA 95 S SL 82 1-3 ② K		B SL 85 B FA 90 F FA 90 F SL 86 S FA 91 2-3 ① K		4	1	1	0	1	2	2
17 Lance Berkman, S (1, 3) OBP: 0.388, SLG: 0.445	B C B X 2-1 S 2-H 1B	B SL 84 C FA 90 B FA 91 B FA 90 F CH 84 X FA 91 3-2 1-H 2-H 2B		B FA 89 B FA 89 C FA 89 B FA 89 B FA 89 4-1 1-2 BB		B FA 96 B SL 84 B SL 84 B FA 94 4-0 BB		S SL 84 S B B F B FA 92 F SL 85 X SL 85 3-2 ② P4		3	0	2	3	2	0	0
45 Carlos Lee, R (1, 7) OBP: 0.350, SLG: 0.503	C C F B S 1-3 ② K	X FA 90 0-0 ③ L6		X FA 89 0-0 ③ L5		B SL 82 1 SAFE B SL 82 C FA 94 S FA 95 X FA 94 2-2 ③ F7		S CH 86 B SL 88 X SL 88 1-1 ③ G6-3		5	0	0	0	0	1	5
Mark Loretta, R (1, 6) OBP: 0.392, SLG: 0.413 Eric Bruntlett, R (7, PR) OBP: 0.396, SLG: 0.311 (7, 6)	C F FA 90 F FA 90 X FA 91 1-2 ③ G6-3 1-2		C FA 90 F SL 85 X FA 90 0-2 ① F9		C CU 80 C FA 92 X FA 91 0-2 ① G5-3		B FA 93 C SL 80 X CU 81 1-1 F9 1B 1B		X FA 93 0-0 ① F9	4 1	0 0	1 0	0 0	0 0	0 0	1 0
Mike Lamb, L (1, 5) OBP: 0.373, SLG: 0.474		C FA 88 B FA 89 B FA 89 F FA 89 X FA 90 2-2 2B 1B	C FA 90 F SL 87 B FA 90 F CH 82 F FA 91 X FA 91 1-2 HR		C CU 80 X FA 88 0-1 ② P4		C CU 80 B CH 81 B CU 80 B FA 90 X FA 90 3-1 1-2 F9 1B		C FA 94 F FA 92 B FA 93 F FA 93 T FA 93 1-2 ② K	5	2	3	1	0	1	0
Luke Scott, L (1, 9) OBP: 0.322, SLG: 0.442		B FA 85 C FA 90 X FA 91 1-1 1-H 1B 2B	B FA 90 B CH 81 B CH 81 F FA 88 X FA 90 3-1 ② G2-3		C FA 93 B FA 92 B FA 92 B CU 81 T CH 85 F CH 85 B FA 91 4-2 1B BB		S CH 81 X SL 82 0-1 ① F9 1-2 2-3		F FA 93 B FA 94 B FA 92 C FA 93 X FA 94 2-2 ③ F7	4	1	1	1	1	0	2
Brad Ausmus, R (1, 2) OBP: 0.331, SLG: 0.341		B FA 91 B FA 90 X FA 89 2-0 51 SH3-4 17 2B 2-H 1B	B FA 89 C FA 88 X FA 90 1-1 ③ G6-3		B FA 90 1 SAFE B FA 91 S FA 90 F FA 91 1 SAFE F FA 92 D FA 86 X FA 88 3-2 1-2 1B		B SL 82 S CH 82 X CH 82 1-1 ② L5			4	1	2	1	0	0	2
51 Wandy Rodriguez, S (1, 1) OBP: 0.207, SLG: 0.214 Dave Borkowski, R (4, 1) Craig Biggio, R (5, PH) OBP: 0.297, SLG: 0.393 Matt Albers, L (5, 1) OBP: 0.222, SLG: 0.222 Morgan Ensberg, R (7, PH) OBP: 0.314, SLG: 0.372 Chad Qualls, R (7, 1)		X FA 90 0-0 ① SH3-4 1-2		C FA 89 S FA 88 B FA 89 X FA 90 1-2 G1-6-3 1B	D SL 83 F SL 82 S SL 82 S SL 83 1-3 ③ K		B SL 86 S SL 86 B SL 88 D SL 88 B SL 86 4-1 BB			1 0 1 0 0 0	0 0 0 0 0 0	1 0 0 0 0 0	0 0 0 0 1 0	0 0 0 0 0 0	0 0 1 0 0 0	0 0 2 0 0 0
Inning Stats	R: 1 E: 0 K: 2 S: 14 H: 2 LOB: 1 BB: 0 P: 20	R: 4 E: 0 K: 0 S: 15 H: 4 LOB: 1 BB: 1 P: 28	R: 1 E: 0 K: 0 S: 12 H: 1 LOB: 0 BB: 0 P: 17	R: 0 E: 0 K: 0 S: 8 H: 1 LOB: 2 BB: 2 P: 17	R: 0 E: 0 K: 1 S: 15 H: 1 LOB: 2 BB: 1 P: 23	R: 0 E: 0 K: 1 S: 9 H: 0 LOB: 1 BB: 1 P: 19	R: 0 E: 0 K: 1 S: 12 H: 2 LOB: 3 BB: 1 P: 24	R: 0 E: 0 K: 1 S: 10 H: 0 LOB: 0 BB: 0 P: 16	R: 0 E: 0 K: 1 S: 8 H: 0 LOB: 0 BB: 0 P: 11	1B: 7 2B: 3 3B: 0 HR: 1	SF: 0 SAC: 1 DP: 1 HBP: 0			WP: 0 PB: 0 SB: 2 CS: 0	PA: 43		

PITCHER		IP	WLS	BF	H	R	ER	SO	BB	IBB	HBP	BLK	WP	HR	S	P	ERA	WHIP
Jason Marquis, R ERA: 4.03	(1, 1)	4.0		22	8	6	6	2	3	0	0	0	0	1	49	82	13.50	2.750
47 Scott Eyre, L ERA: 6.46	(5, 1)	0.2		4	1	0	0	0	1	0	0	0	0	0	12	19	0.00	3.000
49 Carlos Marmol, R ERA: 0.88	(5, 1)	1.1	H	6	1	0	0	2	1	0	0	0	0	0	14	26	0.00	1.500
13 Will Ohman, L ERA: 4.05	(7, 1)	0.2	H	3	1	0	0	0	0	0	0	0	0	0	6	10	0.00	1.500
43 Michael Wuertz, R ERA: 3.64	(7, 1)	1.1	W	5	0	0	0	2	1	0	0	0	0	0	14	27	0.00	0.750

PITCHER		IP	WLS	BF	H	R	ER	SO	BB	IBB	HBP	BLK	WP	HR	S	P	ERA	WHIP
Bob Howry, R ERA: 4.47	(9, 1)	1.0	S	3	0	0	0	1	0	0	0	0	0	0	8	11	0.00	0.000

AB	36
R	6
H	11
RBI	6
BB	6
SO	7
LOB	18

Houston Astros @ Chicago Cubs

Wrigley Field, Chicago, IL

Sun Jul 15 2007, 1:20 PM CDT

Att. 41,757 - Partly Cloudy - 72 F

livebaseballscorecards.com

BOTTOM

Batter	1	2	3	4	5	6	7	8	9	AB	R	H	RBI	BB	SO	LOB
2 Ryan Theriot, R (1, 6) OBP: 0.344, SLG: 0.368 (5, 4)	P4	25 HR 17 G1-3 1B		HR		K		L3		5	2	2	1	0	1	1
17 Mike Fontenot, L (1, 4) OBP: 0.353, SLG: 0.541	K	G1-3		G3		K				3	0	0	0	0	1	2
49 Carlos Marmol, R (5, 1)										1	0	0	0	0	1	0
13 Will Ohman, L (7, 1)										0	0	0	0	0	0	0
43 Michael Wuertz, R (7, 1)										0	0	0	0	0	0	0
Koyie Hill, S (9, 2) OBP: 0.217, SLG: 0.230										0	0	0	0	0	0	0
25 Derrek Lee, R (1, 3) OBP: 0.420, SLG: 0.495	1B	HR		16 L1-3 BB			E S 1B			3	1	3	3	1	0	0
16 Aramis Ramirez, R (1, 5) OBP: 0.358, SLG: 0.550	G2-3	1B		L1-3			F9			4	0	1	0	0	0	3
12 Alfonso Soriano, R (1, 7) OBP: 0.350, SLG: 0.533		P6 F9			G1-3		K			4	0	0	0	0	1	2
Mark DeRosa, R (1, 9) OBP: 0.369, SLG: 0.454		58 1B 2B	BB		F8		K			3	1	1	0	1	1	1
58 Geovany Soto, R (1, 2) OBP: 0.250, SLG: 0.143		29 HR 1B	K		BB			G1-3		2	1	1	1	1	1	1
Jacque Jones, L (8, PH) OBP: 0.290, SLG: 0.330										1	0	0	0	0	0	0
Bob Howry, L (9, 1)										0	0	0	0	0	0	0
29 Ángel Pagán, S (1, 8) OBP: 0.319, SLG: 0.459		HR	F8		G3			SH2-3 1B		4	1	2	2	0	0	2
Jason Marquis, L (1, 1) OBP: 0.190, SLG: 0.293		25 HR 17 G1-3 2 1B 1B	G3			G4-3		SH2-3		2	1	1	0	0	0	1
47 Scott Eyre, L (5, 1)										0	0	0	0	0	0	0
Cesar Izturis, S (5, 6) OBP: 0.298, SLG: 0.304										1	0	0	0	0	0	0
Inning Stats	R: 0 E: 0 K: 1 S: 10 H: 1 LOB: 1 BB: 0 P: 16	R: 6 E: 0 K: 0 S: 21 H: 7 LOB: 1 BB: 0 P: 32	R: 0 E: 0 K: 1 S: 12 H: 0 LOB: 1 BB: 1 P: 20	R: 1 E: 0 K: 0 S: 7 H: 1 LOB: 0 BB: 1 P: 12	R: 0 E: 0 K: 0 S: 9 H: 0 LOB: 1 BB: 1 P: 15	R: 0 E: 0 K: 2 S: 10 H: 0 LOB: 0 BB: 0 P: 14	R: 0 E: 0 K: 2 S: 12 H: 1 LOB: 1 BB: 0 P: 17	R: 0 E: 0 K: 0 S: 10 H: 1 LOB: 1 BB: 0 P: 15		1B: 7 2B: 2 3B: 0 HR: 3	SF: 0 SAC: 1 DP: 1 HBP: 0						

	AB	33
	R	7
	H	11
	RBI	7
	BB	3
	SO	6
	LOB	13

WP: 0 PB: 0 SB: 1 CS: 0 PA: 37

PITCHER		IP	WLS	BF	H	R	ER	SO	BB	IBB	HBP	BLK	WP	HR	S	P	ERA	WHIP
51 Wandy Rodriguez, L ERA: 4.33	(1, 1)	3.1	L	21	9	7	7	2	2	0	0	0	0	3	48	77	18.90	3.300
Dave Borkowski, R ERA: 4.31	(4, 1)	0.2		1	0	0	0	0	0	0	0	0	0	0	2	3	0.00	0.000
Matt Albers, R ERA: 5.82	(5, 1)	2.0		7	0	0	0	2	1	0	0	0	0	0	19	29	0.00	0.500
Chad Qualls, R ERA: 3.86	(7, 1)	2.0		8	2	0	0	2	0	0	0	0	0	0	22	32	0.00	1.000

PITCHER	IP	WLS	BF	H	R	ER	SO	BB	IBB	HBP	BLK	WP	HR	S	P	ERA	WHIP

Batter	1	2	3	4	5	6	7	8	9	AB	R	H	RBI	BB	SO	LOB
10 Dave Roberts, L (1, 8) OBP: 0.310, SLG: 0.345	C FA 90 F FA 91 C FA 91 0-3 ① K		C FA 90 B FA 90 S FA 91 B FA 91 X FA 90 2-2 ③ F8			C FA 89 X FA 90 0-1 ① L6		C X 0-1 13 CS 2-3 1B		4	0	1	0	0	1	1
13 Omar Vizquel, S (1, 6) OBP: 0.287, SLG: 0.295	C FA 91 X FA 91 0-1 ② P5			B CU 73 C FA 89 B CU 72 B CU 72 C FA 90 F FA 89 X FA 90 3-2 ① L6		C FA 90 B FA 84 X FA 90 1-1 ② F7		M F X 0-2 ②③ G6-3 1-2 3-H		4	0	0	0	0	0	2
2 Randy Winn, S (1, 9) OBP: 0.332, SLG: 0.411	B FA 91 S CU 73 B FA 91 F CU 73 F CU 74 B CU 74 X CU 73 3-2 ③ G6-3			B FA 90 X CH 82 1-0 ② G4-3		X CU 73 0-0 ③ L7			X FA 94 0-0 ① G1-3	4	0	0	0	0	0	0
Ray Durham, S (1, 4) OBP: 0.321, SLG: 0.399		B CU 73 B CU 73 X FA 90 2-0 ① G5-3		B FA 90 B CH 81 B CH 83 C FA 88 F CH 83 B CU 72 4-2 BB			X FA 89 0-0 ① F9		B FA 94 X FA 93 1-0 ② P4	3	0	0	0	1	0	0
1 Bengie Molina, R (1, 2) OBP: 0.294, SLG: 0.405		B FA 90 X FA 91 1-0 ② P6		B FA 89 1 SAFE S FA 89 C SL 82 X FA 90 1-2 ③ F7			B CU 72 C CU 70 C F X 1-2 ② G1-3		B FA 94 F FA 94 F FA 94 B FA 95 S FA 93 2-3 ③ K	4	0	0	0	0	1	1
35 Rich Aurilia, R (1, 3) OBP: 0.286, SLG: 0.358		B FA 91 C CH 83 C FA 90 B FA 91 X CU 73 2-2 ③ G5-3			B FA 88 S FA 88 X FA 89 1-1 ① F9		C FA 89 F FA 84 B FA 89 F FA 89 F CU 72 C FA 89 1-3 ③ K			3	0	0	0	0	1	0
Pedro Feliz, R (1, 5) OBP: 0.276, SLG: 0.414			F FA 90 X FA 90 0-1 55 FC5-6 1B		X FA 88 0-0 HR			C CU 71 B FA 89 F CU 72 B CU 70 B B 4-2 19 SH1-4 39 E BB		2	2	2	1	1	0	0
19 Kevin Frandsen, R (1, 7) OBP: 0.328, SLG: 0.345			1 SAFE S FA 90 F FA 90 X FA 90 0-2 ① P6		C FA 88 B FA 89 F CH 83 X CU 72 1-2 ② G4-3			1 SAFE X 0-0 ① SH1-4 1-2		2	0	0	0	0	0	1
55 Tim Lincecum, L (1, 1) OBP: 0.125, SLG: 0.130 71 Pat Misch, R (7, 1) 39 Guillermo Rodriguez, R (8, PH) OBP: 0.318, SLG: 0.278 32 Kevin Correia, R (8, 1) OBP: 0.500, SLG: 0.500 23 Randy Messenger, R (8, 1)			X FA 90 0-0 ② FC5-6 1-2f		B FA 88 S FA 88 S FA 88 S FA 90 1-3 ③ K			X 0-0 E7 10 1B 13 CS 2-H 1B		2 0 1 0 0	0 0 0 0 0	0 0 1 0 0	0 0 1 0 0	0 0 0 0 0	1 0 0 0 0	1 0 0 0 0
Inning Stats	R: 0 E: 0 K: 1 S: 9 H: 0 LOB: 0 BB: 0 P: 12	R: 0 E: 0 K: 0 S: 5 H: 0 LOB: 0 BB: 0 P: 10	R: 0 E: 0 K: 0 S: 9 H: 1 LOB: 0 BB: 0 P: 11	R: 0 E: 0 K: 0 S: 10 H: 0 LOB: 1 BB: 1 P: 19	R: 1 E: 0 K: 1 S: 9 H: 1 LOB: 0 BB: 0 P: 12	R: 0 E: 0 K: 0 S: 5 H: 0 LOB: 0 BB: 0 P: 6	R: 0 E: 0 K: 1 S: 10 H: 0 LOB: 0 BB: 0 P: 12	R: 1 E: 1 K: 0 S: 9 H: 2 LOB: 1 BB: 1 P: 13	R: 0 E: 0 K: 1 S: 5 H: 0 LOB: 0 BB: 0 P: 8	1B: 3 2B: 0 3B: 0 HR: 1 SF: 0 SAC: 1 DP: 0 HBP: 0						

PITCHER	IP	WLS	BF	H	R	ER	SO	BB	IBB	HBP	BLK	WP	HR	S	P	ERA	WHIP
53 Rich Hill, L (1, 1) ERA: 3.7	8.0	W	29	4	2	2	3	2	0	0	0	0	1	66	95	2.25	0.750
Bob Howry, R (9, 1) ERA: 4.37	1.0	S	3	0	0	0	1	0	0	0	0	0	0	5	8	0.00	0.000

PITCHER	IP	WLS	BF	H	R	ER	SO	BB	IBB	HBP	BLK	WP	HR	S	P	ERA	WHIP

TOP

San Francisco Giants @ Chicago Cubs

Wrigley Field, Chicago, IL

Mon Jul 16 2007, 6:05 PM CDT

Att. 40,282 - Cloudy - 74 F

livebaseballscorecards.com

AB	29
R	2
H	4
RBI	2
BB	2
SO	4
LOB	6

PA: 32

WP: 0
PB: 0
SB: 0
CS: 2

Batter	1	2	3	4	5	6	7	8	9	AB	R	H	RBI	BB	SO	LOB
12 Alfonso Soriano, R (1, 7) OBP: 0.349, SLG: 0.530	B FA 96 X FA 96 1-0 2 G6-4-3 1B		B CU 82 B CU 81 B FA 94 C FA 93 S CU 77 F CU 79 X FA 95 3-2 ② L9			B FA 95 F CH 82 S CH 83 F CU 80 B FA 95 F CH 80 F CH 83 T FA 96 2-2 ① K		F B X 1-1 ② F7		4	0	1	0	0	1	0
2 Ryan Theriot, R (1, 6) OBP: 0.342, SLG: 0.367	B FA 93 1 SAFE C FA 94 X FA 95 1-1 ① ② G6-4-3 1-2f		X FA 95 0-0 ③ G6-3			C FA 94 B CU 75 X FA 93 1-1 ② G6-3		C X 0-1 25 1B 16 2B 1B		4	1	1	0	0	0	1
25 Derrek Lee, R (1, 3) OBP: 0.421, SLG: 0.494	F FA 96 B CU 78 X FA 96 1-1 ③ G6-3			C CU 81 B CU 74 B FA 94 S CH 84 F FA 96 B CU 81 S FA 96 3-3 ① K		B CH 84 B CH 84 B FA 95 C FA 89 B FA 88 4-1 BB		S B 1 SAFE X 1-1 16 2B 1-3 1B		3	1	1	0	1	1	0
16 Aramis Ramirez, R (1, 5) OBP: 0.356, SLG: 0.550		F FA 96 F CU 80 F FA 97 S FA 96 0-3 ① K		B CH 82 X CH 83 1-0 ② G3		1 SAFE F FA 94 B FA 94 1 SAFE F FA 95 S FA 96 1-3 ③ K		C FA 92 B SL 87 B FA 92 X SL 84 2-1 1-H 3-H 2B		4	0	1	2	0	2	1
32 Daryle Ward, L (1, 9) OBP: 0.458, SLG: 0.439 29 Ángel Pagán, S (7, PR) OBP: 0.317, SLG: 0.455 (8, 9)		B CU 79 B FA 93 B FA 90 C FA 95 F FA 94 F FA 96 S CH 84 3-3 ② K		S CH 83 C FA 95 B CU 82 B SL 81 B CH 82 B FA 95 4-2 BB			B CH 82 B CH 80 B FA 90 B FA 90 4-0 SH1-4 BB	B FA 92 B FA 91 C FA 92 F FA 92 X CH 85 2-2 ③ G4-3		1 1	0 0	0 0	0 0	2 0	1 0	0 1
Mark DeRosa, R (1, 4) OBP: 0.370, SLG: 0.453		F FA 93 B CU 78 F CU 78 F FA 97 B FA 97 B FA 95 B FA 96 4-2 BB		B FA 89 B FA 90 B FA 91 C FA 91 X FA 92 3-1 ③ G5-3			1 SAFE X FA 92 0-0 ① SH1-4 1-2			1	0	0	0	1	0	1
Jacque Jones, L (1, 8) OBP: 0.290, SLG: 0.327		B FA 93 S CH 86 B CH 86 S CH 85 B FA 96 X FA 93 3-2 ③ G6-3			S CH 84 S CH 84 B CH 84 S SL 83 1-3 ① K2-3		B FA 91 B FA 94 S CH 83 B CH 83 F FA 94 D CU 81 4-2 G6-4-3 BB			2	0	0	0	1	1	1
Koyie Hill, S (1, 2) OBP: 0.222, SLG: 0.281			X FA 94 0-0 HR		B FA 94 B CH 82 X FA 90 2-0 ② G3-1		B B CU 74 X FA 88 2-0 ② ③ G6-4-3 1-2f			3	1	1	1	0	0	2
53 Rich Hill, L (1, 1) OBP: 0.118, SLG: 0.152 17 Mike Fontenot, L (8, PH) OBP: 0.350, SLG: 0.536 Bob Howry, L (9, 1)			B FA 94 B FA 93 C FA 92 F FA 92 F FA 94 S CU 80 2-3 ① K		S FA 94 S FA 94 S FA 94 0-3 ③ K			C F X 0-2 ① G3		2 1 0	0 0 0	0 0 0	0 0 0	0 0 0	2 0 0	0 0 0
Inning Stats	R: 0 E: 0 K: 0 S: 5 H: 1 LOB: 0 BB: 0 P: 8	R: 0 E: 0 K: 2 S: 14 H: 0 LOB: 1 BB: 1 P: 24	R: 1 E: 0 K: 1 S: 10 H: 1 LOB: 0 BB: 0 P: 15	R: 0 E: 0 K: 1 S: 9 H: 0 LOB: 1 BB: 1 P: 20	R: 0 E: 0 K: 2 S: 7 H: 0 LOB: 0 BB: 0 P: 10	R: 0 E: 0 K: 2 S: 12 H: 0 LOB: 1 BB: 1 P: 20	R: 0 E: 0 K: 0 S: 4 H: 0 LOB: 2 BB: 2 P: 14	R: 2 E: 0 K: 0 S: 14 H: 3 LOB: 1 BB: 0 P: 20		1B: 3 2B: 1 3B: 0 HR: 1 SF: 0 SAC: 1 DP: 2 HBP: 0				WP: 0 PB: 0 SB: 0 CS: 0 PA: 32		

PITCHER		IP	WLS	BF	H	R	ER	SO	BB	IBB	HBP	BLK	WP	HR	S	P	ERA	WHIP
55 Tim Lincecum, R ERA: 4.37	(1, 1)	6.1		25	2	1	1	8	5	0	0	0	0	1	60	108	1.42	1.105
71 Pat Misch, L ERA: 1.69	(7, 1)	0.2		1	0	0	0	0	0	0	0	0	0	0	1	3	0.00	0.000
32 Kevin Correia, R ERA: 4.46	(8, 1)	0.2	L	4	2	2	2	0	0	0	0	0	0	0	9	11	27.00	3.000
23 Randy Messenger, R ERA: 2.05	(8, 1)	0.1	B	2	1	0	0	0	0	0	0	0	0	0	5	9	0.00	3.000

PITCHER	IP	WLS	BF	H	R	ER	SO	BB	IBB	HBP	BLK	WP	HR	S	P	ERA	WHIP

BOTTOM

San Francisco Giants @ Chicago Cubs

Wrigley Field, Chicago, IL

Mon Jul 16 2007, 6:05 PM CDT

Att. 40,282 - Cloudy - 74 F

livebaseballscorecards.com

AB	26
R	3
H	5
RBI	3
BB	5
SO	8
LOB	7

San Francisco Giants @ Chicago Cubs

Wrigley Field, Chicago, IL

Tue Jul 17 2007, 7:05 PM CDT

Att. 41,102 - Cloudy - 76 F

TOP

Batter	1	2	3	4	5	6	7	8	9	AB R H RBI BB SO LOB
10 Dave Roberts, L (1, 8) OBP: 0.312, SLG: 0.340	K		L9		P4		BB (13 WP)	BB (13 1B)		3 0 0 1 2 1 0
13 Omar Vizquel, S (1, 6) OBP: 0.289, SLG: 0.294	L8			BB (1 1B, 2 1B)	G5-3		P4	1B		4 1 1 1 1 0 1
2 Randy Winn, S (1, 9) OBP: 0.339, SLG: 0.415	1B (FC6-4)			1B (2B, 1 1B)	1B		BB	K		4 1 3 0 1 1 3
Ray Durham, S (1, 4) OBP: 0.316, SLG: 0.393	FC6-4			F8	F7		K		K	5 0 0 0 0 2 6
1 Bengie Molina, R (1, 2) OBP: 0.297, SLG: 0.407; 14 Fred Lewis, L (8, PR) (8, 7) OBP: 0.362, SLG: 0.431		G5-3		1B (2B)		L7		1B (39 BB, 35 S, 10 BB)	G6-3	4 0 2 1 0 0 0; 1 1 0 0 0 0 0
35 Rich Aurilia, R (1, 3) OBP: 0.280, SLG: 0.350		K		L5		L6		K	G5-3	5 0 0 0 0 2 3
Pedro Feliz, R (1, 5) OBP: 0.279, SLG: 0.417		F7		2B		E5 (19 WP)		BB (10 BB, 39 BB, 13 1B)		3 1 1 1 1 0 0
19 Kevin Frandsen, R (1, 7) OBP: 0.328, SLG: 0.339; Barry Bonds, L (8, PH) OBP: 0.495, SLG: 0.555; 31 Vinnie Chulk, R (8, 1); 41 Brad Hennessey, R (9, 1)			F7	IBB		G5-3		L7		2 0 0 0 1 0 1; 1 0 0 0 0 0 2; 0 0 0 0 0 0 0; 0 0 0 0 0 0 0
75 Barry Zito, L (1, 1) OBP: 0.139, SLG: 0.114; 39 Guillermo Rodriguez, R (8, PH) (8, 2) OBP: 0.348, SLG: 0.278			G4-3	G3-1			G5-3	BB (13 1B, 10 BB)		3 0 0 0 0 0 3; 0 0 0 0 1 0 0

AB	35
R	4
H	7
RBI	4
BB	7
SO	6
LOB	19

Inning Stats	R	E	K	S	H	LOB	BB	P
1	0	0	1	9	1	1	0	11
2	0	0	1	12	0	0	0	13
3	0	0	0	6	0	0	0	9
4	2	0	0	15	3	3	2	27
5	0	0	0	10	1	1	0	14
6	0	1	0	10	0	1	0	14
7	0	0	1	12	0	2	2	22
8	2	0	2	17	2	3	3	39
9	0	0	1	7	0	0	0	10

1B: 6, 2B: 1, 3B: 0, HR: 0, SF: 0, SAC: 0, DP: 0, HBP: 0

WP: 2, PB: 0, SB: 1, CS: 0, PA: 42

PITCHER		IP	WLS	BF	H	R	ER	SO	BB	IBB	HBP	BLK	WP	HR	S	P	ERA	WHIP
45 Sean Marshall, L (ERA: 3.43)	(1, 1)	6.0		26	5	2	2	2	1	1	0	0	1	0	62	88	3.00	1.000
49 Carlos Marmol, R (ERA: 1.41)	(7, 1)	1.1	L	8	1	2	2	2	3	0	0	0	1	0	20	38	13.50	3.000
13 Will Ohman, L (ERA: 4.0)	(8, 1)	0.1		3	0	0	0	0	2	0	0	0	0	0	5	16	0.00	6.000
43 Michael Wuertz, R (ERA: 3.61)	(8, 1)	0.1		2	1	0	0	1	0	0	0	0	0	0	4	7	0.00	3.000
56 Billy Petrick, R (ERA: 2.7)	(9, 1)	1.0		3	0	0	0	1	0	0	0	0	0	0	7	10	0.00	0.000

PITCHER	IP	WLS	BF	H	R	ER	SO	BB	IBB	HBP	BLK	WP	HR	S	P	ERA	WHIP

livebaseballscorecards.com

Batter	1	2	3	4	5	6	7	8	9	AB	R	H	RBI	BB	SO	LOB
2 Ryan Theriot, R (1, 6) OBP: 0.341, SLG: 0.369	C X 0-1 17 SH 2B		C X 0-1 ① P3		C CH 74 B FA 84 B FA 85 X CH 71 2-1 ③ G4-3			B SL 79 B FA 93 C FA 90 X FA 93 2-1 ① L4		4	1	1	0	0	0	0
17 Mike Fontenot, L (1, 4) OBP: 0.342, SLG: 0.522	X FA 85 0-0 SH 25 FC5-4 2-H		C F S 0-3 ② K			S CU 78 C CU 71 F CU 79 X FA 83 0-2 ① G3		B FA 93 X FA 91 1-0 ② F8		3	0	0	0	0	1	0
25 Derrek Lee, R (1, 3) OBP: 0.422, SLG: 0.503	B FA 85 C CH 72 B FA 84 S FA 84 X FA 84 2-2 ① FC5-4 1-2f		B C F B X 2-2 1B			B FA 85 C FA 85 F FA 84 X CU 72 1-2 HR		B FA 93 C SL 80 F FA 92 F CU 81 B FA 93 S CU 80 2-3 ③ K		4	1	2	1	0	1	1
16 Aramis Ramirez, R (1, 5) OBP: 0.358, SLG: 0.552	F CH 72 F FA 84 B FA 83 X FA 85 1-2 ② F8		B C 1 SAFE F B C 2-3 ③ K			X CH 72 0-0 1B			B FA 90 B FA 89 C FA 90 F FA 90 X FA 91 2-2 2B	4	0	2	0	0	1	2
12 Alfonso Soriano, R (1, 7) OBP: 0.345, SLG: 0.524	B FA 84 1 SAFE F FA 84 X CH 71 1-1 ③ P6			B FA 83 S CH 72 F CH 73 S CU 71 1-3 ① K		B FA 84 F FA 84 B FA 84 S CH 72 B CH 74 S CU 70 3-3 ② K			D SL 86 X FA 91 1-0 ① G6-3	4	0	0	0	0	2	3
Mark DeRosa, R (1, 9) OBP: 0.365, SLG: 0.446		C CH 71 F CU 69 B CU 69 F CU 71 B FA 84 F FA 85 B FA 84 F CH 72 F FA 85 3-3 S CH 71 ① K		C FA 85 X CU 71 0-1 ② L8		B FA 85 F FA 86 D CH 74 S CH 73 X FA 84 2-2 ③ F8			D SL 86 B FA 91 C FA 91 X SL 85 2-1 ② G5-3	4	0	0	0	0	1	2
Jason Kendall, R (1, 2) OBP: 0.259, SLG: 0.278 32 Daryle Ward, L (9, PH) OBP: 0.452, SLG: 0.431		C FA 86 B FA 85 X FA 84 1-1 ② F7		C FA 85 F CH 72 B CU 72 B FA 85 F CH 73 B FA 83 F FA 85 X CH 73 3-2 ③ G5-3			C FA 84 F CH 72 F CU 75 B CH 73 B FA 85 X CU 71 2-2 ① F9		F FA 91 B FA 91 B FA 90 F FA 91 X FA 92 2-2 ③ G4-3	3 1	0 0	0 0	0 0	0 0	0 0	0 1
29 Ángel Pagán, S (1, 8) OBP: 0.317, SLG: 0.451		C FA 85 X FA 84 0-1 1B			L CH 72 X CH 72 0-1 ① G6-3		C CH 71 B CU 70 F FA 84 X CU 70 1-2 ② L7			3	0	1	0	0	0	0
45 Sean Marshall, L (1, 1) 49 Carlos Marmol, R (7, 1) 13 Will Ohman, L (8, 1) 43 Michael Wuertz, R (8, 1) 56 Billy Petrick, R (9, 1)		C FA 85 B FA 85 F FA 85 F CU 70 S FC 79 1-3 ③ K			C FA 85 S CU 77 C CU 70 0-3 ② K		F FC 85 S CH 72 F CH 72 F CU 70 F CU 70 S FA 85 0-3 ③ K			2 1 0 0 0	0 0 0 0 0	0 0 0 0 0	0 0 0 0 0	0 0 0 0 0	2 1 0 0 0	1 0 0 0 0
Inning Stats	R: 1 H: 1 E: 1 LOB: 1 K: 0 BB: 0 S: 11 P: 15	R: 0 H: 1 E: 0 LOB: 1 K: 2 BB: 0 S: 15 P: 20	R: 0 H: 1 E: 0 LOB: 1 K: 2 BB: 0 S: 11 P: 15	R: 0 H: 0 E: 0 LOB: 0 K: 1 BB: 0 S: 10 P: 14	R: 0 H: 0 E: 0 LOB: 0 K: 1 BB: 0 S: 7 P: 9	R: 1 H: 2 E: 0 LOB: 1 K: 1 BB: 0 S: 14 P: 20	R: 0 H: 0 E: 0 LOB: 0 K: 1 BB: 0 S: 13 P: 16	R: 0 H: 0 E: 0 LOB: 0 K: 1 BB: 0 S: 7 P: 12	R: 0 H: 1 E: 0 LOB: 1 K: 0 BB: 0 S: 9 P: 16	1B: 3 2B: 2 3B: 0 HR: 1	SF: 0 SAC: 1 DP: 0 HBP: 0					

PITCHER	IP	WLS	BF	H	R	ER	SO	BB	IBB	HBP	BLK	WP	HR	S	P	ERA	WHIP
75 Barry Zito, L (1, 1) ERA: 4.67	7.0	W	27	5	2	1	8	0	0	0	0	0	1	81	109	1.29	0.714
31 Vinnie Chulk, R (8, 1) ERA: 3.58	1.0	H	3	0	0	0	1	0	0	0	0	0	0	7	12	0.00	0.000
41 Brad Hennessey, R (9, 1) ERA: 3.43	1.0	S	4	1	0	0	0	0	0	0	0	0	0	9	16	0.00	1.000

PITCHER	IP	WLS	BF	H	R	ER	SO	BB	IBB	HBP	BLK	WP	HR	S	P	ERA	WHIP

BOTTOM

San Francisco Giants @ Chicago Cubs

Wrigley Field, Chicago, IL

Tue Jul 17 2007, 7:05 PM CDT

Att. 41,102 - Cloudy - 76 F

livebaseballscorecards.com

AB	33
R	2
H	6
RBI	1
BB	0
SO	9
LOB	10

Batter	1	2	3	4	5	6	7	8	9	AB	R	H	RBI	BB	SO	LOB
10 Dave Roberts, L (1, 8) OBP: 0.306, SLG: 0.333	B CH 85 B CH 87 C CH 84 B FA 89 C FA 88 X FA 90 3-2 ① G1-3		C FA 88 C B X 1-2 ① G1-3		C CH 85 F FA 90 B FC 61 B CH 65 X FA 93 2-2 ③ G6-3		C FA 93 B FA 93 X FA 92 1-1 ③ G3			4	0	0	0	0	0	3
14 Fred Lewis, L (1, 7) OBP: 0.358, SLG: 0.425	B CH 85 F FA 89 F FA 92 B CH 84 S FA 90 2-3 ② K		C FA 91 X FA 90 0-1 2 FC6-4 1B			B FA 90 C FA 91 B FA 90 B FA 92 X FA 92 3-1 ① F8		B FA 92 C FA 92 X FA 92 1-1 ① F7		4	0	1	0	0	1	0
2 Randy Winn, S (1, 9) OBP: 0.341, SLG: 0.418	C FA 91 F FA 90 B CU 76 X FA 93 1-2 2B		B FA 91 X FA 90 1-0 ② FC6-4 1-2f			C CU 73 B FA 93 X 1-1 ② L6		C FA 93 F CU 73 H FA 92 1-2 G6-3 HBP		3	0	1	0	0	0	1
Ryan Klesko, L (1, 3) OBP: 0.372, SLG: 0.450	B FA 90 B FA 90 B FA 91 B FA 88 4-0 BB		C CH 84 B FA 94 B FA 94 B FA 94 S SL 80 F FA 94 F F S 3-3 ③ K			C FA 92 S CU 72 X FA 93 0-2 ③ F7		S FA 93 X FA 92 0-1 ② ③ G6-3 1-2f		3	0	0	0	1	1	2
Ray Durham, S (1, 4) OBP: 0.315, SLG: 0.391	C CU 75 B FA 90 C FA 91 F FA 92 X CH 83 1-2 ③ G1-3			S CU 75 C CU 74 B FA 89 X FA 90 1-2 ① G4-3			C FA 91 X CU 72 0-1 ① P4		F FA 93 B FA 92 B FA 92 X FA 90 2-1 19 1B 19 E 1B	4	1	1	0	0	0	2
Pedro Feliz, R (1, 5) OBP: 0.281, SLG: 0.416		S CH 87 X FA 89 0-1 ① P4		C FA 90 X FA 91 0-1 ② F9			B CU 73 B FA 93 B FA 92 B FA 94 4-0 BB 19 1B BB		S CU 72 X FA 92 0-1 1 G6-4-3 19 E 1-2 1B	3	0	1	0	1	0	0
19 Kevin Frandsen, R (1, 6) OBP: 0.333, SLG: 0.345		C FA 90 B SL 79 C FA 90 F FA 90 X CH 69 1-2 ② F8		F FA 89 L FA 90 B FC 62 X FA 92 1-2 ③ G6-3			C FA 92 B CU 72 B FA 92 X FA 92 2-1 BB 1-2 1B		F FA 91 B FA 91 B FA 91 X FA 91 2-1 E8 1 G6-4-3 1-2 2-H 1B	4	0	2	0	0	0	0
39 Guillermo Rodriguez, R (1, 2) OBP: 0.360, SLG: 0.263 1 Bengie Molina, R (5, 2) OBP: 0.295, SLG: 0.404		B FA 90 B FA 90 B FA 90 B FA 91 4-0 BB			C CH 86 B CU 77 B CH 86 C FA 88 X FA 90 2-2 ① G4-3		D CU 74 B FA 91 F FA 93 X FA 92 2-1 ② F8		B CU 71 X FA 91 1-0 ① ② G6-4-3 1-2f 2-3	1 2	0 0	0 0	0 0	1 0	0 0	0 4
18 Matt Cain, R (1, 1) OBP: 0.059, SLG: 0.030 71 Pat Misch, R (5, 1) Mark Sweeney, L (7, PH) OBP: 0.318, SLG: 0.370 Steve Kline, S (7, 1) Jack Taschner, L (8, 1) 35 Rich Aurilia, R (9, PH) OBP: 0.279, SLG: 0.348		C FA 88 F FA 89 S FA 89 0-3 ③ K			C CH 87 B SL 76 F CH 88 F FA 89 X CH 68 1-2 ② G5-3		B FA 92 D FA 91 B FA 91 B FA 91 4-0 1-2 2-3 BB		B FA 94 C FA 91 X FA 91 1-1 ③ P4	2 0 0 0 0 1	0 0 0 0 0 0	0 0 0 0 0 0	0 0 0 0 0 0	1 0 1 0 0 0	1 0 0 0 0 1	1 0 0 0 0 1
Inning Stats	R: 0 E: 0 K: 1 S: 13 H: 1 LOB: 2 BB: 1 P: 24	R: 0 E: 0 K: 1 S: 9 H: 0 LOB: 1 BB: 1 P: 14	R: 0 E: 1 K: 1 S: 12 H: 1 LOB: 1 BB: 0 P: 17	R: 0 E: 0 K: 0 S: 8 H: 0 LOB: 0 BB: 0 P: 10	R: 0 E: 0 K: 0 S: 10 H: 0 LOB: 0 BB: 0 P: 15	R: 0 E: 0 K: 0 S: 7 H: 0 LOB: 0 BB: 0 P: 11	R: 0 E: 0 K: 0 S: 8 H: 1 LOB: 3 BB: 2 P: 21	R: 0 E: 0 K: 0 S: 6 H: 0 LOB: 0 BB: 0 P: 8	R: 1 E: 1 K: 0 S: 9 H: 3 LOB: 1 BB: 0 P: 15	1B: 5 2B: 1 3B: 0 HR: 0 SF: 0 SAC: 0 DP: 2 HBP: 1						

PITCHER	IP	WLS	BF	H	R	ER	SO	BB	IBB	HBP	BLK	WP	HR	S	P	ERA	WHIP
38 Carlos Zambrano, R (1, 1) ERA: 3.69	5.0	W	19	2	0	0	3	2	0	0	0	0	0	52	80	0.00	0.800
36 Sean Gallagher, R (6, 1) ERA: 5.73	4.0	S	17	4	1	1	0	2	0	1	0	0	0	30	55	2.25	1.500

PITCHER	IP	WLS	BF	H	R	ER	SO	BB	IBB	HBP	BLK	WP	HR	S	P	ERA	WHIP

San Francisco Giants @ Chicago Cubs

Wrigley Field, Chicago, IL

Wed Jul 18 2007, 1:20 PM CDT

Att. 39,792 - Partly Cloudy - 80 F

TOP

livebaseballscorecards.com

AB	31
R	1
H	6
RBI	0
BB	4
SO	3
LOB	14

WP: 0 PA: 36
PB: 0
SB: 0
CS: 0

Batter	1	2	3	4	5	6	7	8	9	AB	R	H	RBI	BB	SO	LOB
12 Alfonso Soriano, R (1, 7) OBP: 0.343, SLG: 0.519	B FA 90 F SL 84 B FA 91 F FA 91 F CU 75 X CH 86 2-2 ① G5-3		C CU 75 S FA 92 B CH 87 D SL 83 X FA 92 2-2 ③ L1		B FA 89 B FA 90 B FA 91 C FA 91 F SL 85 F SL 85 B FA 91 4-2 2 WP 2 PB 32 PB BB	B CU 72 B FA 88 S FA 85 B FA 87 X FA 87 3-1 ① F9		B CH 80 F FA 90 B FA 92 F FA 91 T FC 83 2-2 ① K		4	1	0	0	1	1	1
2 Ryan Theriot, R (1, 6) OBP: 0.342, SLG: 0.365	C FA 92 F FA 92 F FA 92 B SL 87 X FA 92 1-2 ② F7			C SL 83 B FA 91 F FA 89 X SL 84 1-2 ① F9	1 SAFE B FA 90 F FA 90 B FA 91 B SL 82 F FA 90 F FA 90 B SL 84 4-2 32 PB 15 2B 1-3 BB	X FA 86 0-0 ② F7		B FA 91 F FA 91 B CH 82 C FA 92 F FA 92 F FA 93 B FC 85 B FA 92 4-2 32 BB 29 2B BB		3	2	0	0	2	0	0
32 Daryle Ward, L (1, 3) OBP: 0.449, SLG: 0.419	B FA 92 B FA 92 F FA 93 F FA 92 F FA 93 S FA 92 2-3 ③ K			B CH 84 X CH 85 1-0 ② G3	C FA 89 B CU 75 B FA 89 C X 2-2 ① G1-3 1-2 3-H	X FA 88 0-0 1B		F FA 91 D FC 84 S FA 93 D FC 84 B FA 93 D FC 83 4-2 29 2B 1B 1-2 BB		4	1	1	0	1	1	1
15 Cliff Floyd, L (1, 9) OBP: 0.374, SLG: 0.411 29 Ángel Pagán, S (6, 9) OBP: 0.320, SLG: 0.461		B FA 90 B FA 90 C FA 90 X CH 86 2-1 ① G3		X CU 74 0-0 17 BB 1B 1B 1B	X 0-0 BB 2B 2-H 2B	B CH 78 D CH 76 X FA 86 2-0 ③ F9		X FA 91 0-0 1B 17 SF7 1-3 2-H 2B		3 2	2 1	2 1	1 1	0 0	0 0	0 1
Mark DeRosa, R (1, 5) OBP: 0.369, SLG: 0.447		B FA 91 F FA 91 C SL 83 B SL 86 B FA 92 B FA 91 4-2 17 CS BB		F FA 91 B FA 91 X SL 84 1-1 17 BB 1B 1-2 1B	B CU 76 C CH 79 B CH 78 S FA 88 F CU 77 S FA 89 2-3 ② K		X FA 89 0-0 ① F9	B CH 80 X FA 90 1-0 2-3 3-H 1B		4	1	2	1	1	1	1
17 Mike Fontenot, L (1, 4) OBP: 0.352, SLG: 0.521		C FA 91 C F SL 84 B FA 92 1 SAFE B CH 85 B FA 91 S FA 92 3-3 ②③ K 1-2		F FA 91 S CH 85 B FA 92 F CH 85 B FA 92 B FA 92 F CH 86 B FA 92 4-2 1B 2B 1-2 2-3 BB	B CU 75 C FA 88 B FA 88 B FA 88 F FA 89 F FA 89 F FA 88 B FA 89 4-2 BB 2B BB		B FA 89 C FA 89 X CH 82 1-1 BB 1B	F FA 90 X FA 91 0-1 ② SF7 3-H		2	2	1	1	2	1	1
Jacque Jones, L (1, 8) OBP: 0.296, SLG: 0.328			X FA 89 0-0 ① F7	C FA 93 C FA 93 B FA 94 F FA 93 X FA 88 1-2 2B 1-3 2-H 3-H 1B	T FA 88 B FA 89 F FA 88 F CU 76 B CU 74 B FA 89 B FA 88 4-2 1-2 2-3 2B BB		F FA 89 C FA 89 B FA 90 F FA 90 B SL 80 D SL 82 B FA 90 4-2 1-2 BB	B FA 91 C FA 90 D FC 81 F FA 91 B FA 92 X FA 89 3-2 ③ F9		3	2	1	2	2	0	1
Koyie Hill, S (1, 2) OBP: 0.250, SLG: 0.328			B CU 72 B FA 91 C FA 90 S CH 85 B FA 92 B FA 91 4-2 BB	B CH 85 X FA 92 1-0 1-H 3-H 2B	X FA 88 0-0 1-H 2-H 3-H 2B		D CH 79 C SL 80 S FA 90 S SL 83 1-3 ② K			3	0	2	5	1	1	2
38 Carlos Zambrano, S (1, 1) OBP: 0.250, SLG: 0.396 36 Sean Gallagher, R (6, 1)			B CU 74 B FA 90 C FA 90 B FA 90 S FA 91 S FA 92 3-3 ② K	X FA 92 0-0 ③ F7	F FA 87 X FA 87 0-1 ③ G3		C FA 90 X FA 90 0-1 ③ G4-3			3 1	0 0	0 0	0 0	0 0	1 0	3 2
Inning Stats	R: 0 E: 0 K: 1 S: 12 H: 0 LOB: 0 BB: 0 P: 17	R: 0 E: 0 K: 1 S: 8 H: 0 LOB: 1 BB: 1 P: 17	R: 0 E: 0 K: 1 S: 9 H: 0 LOB: 1 BB: 1 P: 18	R: 4 E: 0 K: 0 S: 17 H: 4 LOB: 1 BB: 1 P: 26	R: 5 E: 0 K: 1 S: 24 H: 2 LOB: 1 BB: 4 P: 44	R: 0 E: 0 K: 0 S: 5 H: 1 LOB: 1 BB: 0 P: 10	R: 0 E: 0 K: 1 S: 11 H: 1 LOB: 2 BB: 1 P: 17	R: 3 E: 0 K: 1 S: 16 H: 2 LOB: 1 BB: 2 P: 30		1B: 6 2B: 5 3B: 0 HR: 0 SF: 1 SAC: 0 DP: 1 HBP: 0						

PITCHER		IP	WLS	BF	H	R	ER	SO	BB	IBB	HBP	BLK	WP	HR	S	P	ERA	WHIP
18 Matt Cain, R ERA: 3.87	(1, 1)	4.0	L	20	4	6	6	3	5	0	0	0	1	0	52	92	13.50	2.250
71 Pat Misch, L ERA: 4.91	(5, 1)	2.0		11	3	3	3	1	2	0	0	0	0	0	23	40	13.50	2.500
Steve Kline, L ERA: 3.38	(7, 1)	1.0		5	1	0	0	1	1	0	0	0	0	0	11	17	0.00	2.000
Jack Taschner, L ERA: 6.75	(8, 1)	1.0		7	2	3	3	1	2	0	0	0	0	0	16	30	27.00	4.000

PITCHER	IP	WLS	BF	H	R	ER	SO	BB	IBB	HBP	BLK	WP	HR	S	P	ERA	WHIP

BOTTOM

San Francisco Giants @ Chicago Cubs

Wrigley Field, Chicago, IL

Wed Jul 18 2007, 1:20 PM CDT

Att. 39,792 - Partly Cloudy - 80 F

livebaseballscorecards.com

AB	32
R	12
H	10
RBI	11
BB	10
SO	6
LOB	13

WP: 1 PA: 43
PB: 2
SB: 0
CS: 1

San Francisco Giants @ Chicago Cubs

Wrigley Field, Chicago, IL

Thu Jul 19 2007, 1:20 PM CDT

Att. 40,198 - Sunny - 70 F

TOP

livebaseballscorecards.com

Batter	1	2	3	4	5	6	7	8	9	AB	R	H	RBI	BB	SO	LOB
2 Randy Winn, S (1, 8) OBP: 0.344, SLG: 0.420	B FA 85 X FA 86 1-0 ① L9		F FA 86 F FA 88 X FA 89 0-2 WP 35 1B 1B		C FA 86 F FC 82 X FA 89 0-2 1B		C FA 90 B CH 86 B FA 91 B FA 90 X FA 90 3-1 1-2 HR 1B		C FA 93 C FA 93 S FA 93 0-3 ② K	5	2	3	0	0	1	0
35 Rich Aurilia, R (1, 3) OBP: 0.280, SLG: 0.348 Ryan Klesko, L (7, PH) OBP: 0.369, SLG: 0.445 (7, 3)	C FA 85 B CU 69 F FA 86 F FA 87 F FA 88 B FC 81 F FA 87 F FC 81 F FA 86 2-2 F CU 69 X FA 87 ② G5-3		B CU 67 1 SAFE B FA 88 X FA 88 2-0 WP 1-2 1B		B FA 88 X FA 88 1-0 ② P6		B FA 91 S CH 86 S CH 87 B CH 87 F SL 88 S SL 86 2-3 ① K		B FA 92 C FA 93 X FA 93 1-1 ③ G5-3	3 2	1 0	1 0	0 0	0 0	0 1	1 2
Ray Durham, S (1, 4) OBP: 0.314, SLG: 0.387	F FA 87 F CU 66 B FA 89 F FA 89 F CU 68 B CU 72 F FA 86 X CU 68 2-2 ③ F7		D CU 70 B CH 80 C FA 89 B CU 70 F FA 88 B FA 90 4-2 1-2 2-3 BB		C FA 89 1 SAFE B FA 85 B FA 77 F FA 90 B CU 74 F FC 82 X FC 81 3-2 ③ L4		C SL 86 C CH 87 S SL 86 0-3 ② K			3	0	0	0	1	1	3
Barry Bonds, L (1, 7) OBP: 0.502, SLG: 0.587		X FA 89 0-0 HR	X FC 85 0-0 1-3 2-H 3-H 1B			B FA 90 B FA 92 F FA 90 F FA 91 B CH 85 B FA 92 4-2 1 HR BB	C SL 82 B SL 81 B FA 92 B FA 90 F FA 91 X FA 92 3-2 1-H 2-H HR			3	3	3	6	1	0	0
1 Bengie Molina, R (1, 2) OBP: 0.294, SLG: 0.412		B FA 86 B CH 80 C CH 81 F CH 77 B FA 86 F CH 78 X FC 81 3-2 ① P2	1 SAFE C FA 86 B S FA 89 X CU 72 1-2 ③ F8			C FA 91 X SL 81 0-1 1-H HR	B FA 94 B CU 80 X FA 93 2-0 ③ F7			4	1	1	2	0	0	2
Pedro Feliz, R (1, 5) OBP: 0.281, SLG: 0.414		C CU 68 S CH 78 F CU 70 B CH 79 B FA 88 B CU 70 X FC 82 3-2 19 G4-6-3 1B		B FA 85 X CH 78 1-0 ① F7		B FA 92 C FA 91 X SL 82 1-1 ① G5-6-3		C SL 81 F FA 94 X SL 81 0-2 ① F9		4	0	1	0	0	0	0
19 Kevin Frandsen, R (1, 9) OBP: 0.333, SLG: 0.339 14 Fred Lewis, L (8, PH) OBP: 0.356, SLG: 0.421 (8, 9)		B FA 86 C FA 84 C CU 62 F FA 89 1 SAFE F FA 87 F CH 81 X CU 68 1-2 ② ③ G4-6-3 1-2f		C CH 83 B CU 67 F CH 84 F FA 87 F CH 78 X FC 81 1-2 ② F9		S FA 91 F FA 88 F CH 84 F FA 90 B SL 81 F FA 90 F CU 79 B SL 91 F SL 89 B FA 91 4-2 B CU 82 13 G4-6-3 BB		B FA 93 B FA 94 C FA 92 C SL 81 B FA 93 F CU 78 X CU 80 3-2 ② G1-3		2 1	0 0	0 0	0 0	1 0	0 0	1 0
13 Omar Vizquel, S (1, 6) OBP: 0.285, SLG: 0.290			C CH 81 B CH 73 C CH 75 F CU 66 F FA 86 B CU 67 B CU 68 F CH 81 X CH 78 3-2 ① L8	B CH 82 B CH 84 C CH 77 F CH 78 F CH 77 F CH 76 X CU 66 2-2 ③ G3		C FA 89 X FA 89 0-1 ② ③ G4-6-3 1-2f		X FA 93 0-0 ③ L6		4	0	0	0	0	0	1
Matt Morris, R (1, 1) OBP: 0.194, SLG: 0.200 32 Kevin Correia, R (5, 1) OBP: 0.500, SLG: 0.500 Steve Kline, S (6, 1) Mark Sweeney, L (7, PH) OBP: 0.326, SLG: 0.370 31 Vinnie Chulk, R (7, 1) 53 Jonathan Sánchez, L (8, 1) OBP: 1.000, SLG: 2.000 10 Dave Roberts, L (9, PH) OBP: 0.305, SLG: 0.332			C CH 80 C CU 67 S FA 88 0-3 ② K		F CH 84 F FA 86 X CU 71 0-2 ① P3		C FA 90 B FA 89 B FA 91 B FA 90 B FA 90 4-1 2 1B HR BB		B FA 93 C FA 92 F FA 92 B FA 94 F FA 93 F FA 94 B FA 92 F FA 93 C FA 91 3-3 ① K	2 0 0 0 0 0 0 1	0 0 0 1 0 0 0 0	0 0 0 0 0 0 0 0	0 0 0 0 0 0 0 0	1 1 0 0 0 0 0 1	0 0 0 0 0 0 0 0	0 0 0 0 0 0 0 0
Inning Stats	R: 0 E: 0 K: 0 S: 16 H: 0 LOB: 0 BB: 0 P: 21	R: 1 E: 0 K: 0 S: 15 H: 2 LOB: 0 BB: 0 P: 22	R: 2 E: 0 K: 1 S: 19 H: 3 LOB: 2 BB: 1 P: 29	R: 0 E: 0 K: 0 S: 11 H: 0 LOB: 0 BB: 0 P: 15	R: 0 E: 0 K: 0 S: 11 H: 1 LOB: 0 BB: 0 P: 15	R: 2 E: 0 K: 0 S: 14 H: 1 LOB: 0 BB: 2 P: 23	R: 3 E: 0 K: 2 S: 14 H: 2 LOB: 0 BB: 1 P: 28	R: 0 E: 0 K: 0 S: 8 H: 0 LOB: 0 BB: 0 P: 11	R: 0 E: 0 K: 2 S: 11 H: 0 LOB: 0 BB: 0 P: 15	1B: 6 2B: 0 3B: 0 HR: 3	SF: 0 SAC: 0 DP: 2 HBP: 0					

AB	34
R	8
H	9
RBI	8
BB	4
SO	5
LOB	10

WP: 1 PB: 0 SB: 0 CS: 0 PA: 38

PITCHER		IP	WLS	BF	H	R	ER	SO	BB	IBB	HBP	BLK	WP	HR	S	P	ERA	WHIP
30 Ted Lilly, L ERA: 3.58	(1, 1)	5.0	W	21	6	3	3	1	1	0	0	0	1	1	72	102	5.40	1.400
56 Billy Petrick, R ERA: 4.7	(6, 1)	1.0		5	1	2	2	0	2	0	0	0	0	1	14	23	18.00	3.000
43 Michael Wuertz, R ERA: 3.98	(7, 1)	0.2		4	1	2	2	2	1	0	0	0	0	0	10	19	27.00	3.000
13 Will Ohman, L ERA: 4.33	(7, 1)	0.0		1	1	1	1	0	0	0	0	0	0	1	3	6	∞	∞
49 Carlos Marmol, R ERA: 1.35	(7, 1)	1.1	H	4	0	0	0	0	0	0	0	0	0	0	9	14	0.00	0.000

PITCHER		IP	WLS	BF	H	R	ER	SO	BB	IBB	HBP	BLK	WP	HR	S	P	ERA	WHIP
Bob Howry, R ERA: 4.27	(9, 1)	1.0	S	3	0	0	0	2	0	0	0	0	0	0	11	15	0.00	0.000

BOTTOM

San Francisco Giants @ Chicago Cubs

Wrigley Field, Chicago, IL

Thu Jul 19 2007, 1:20 PM CDT

Att. 40,198 - Sunny - 70 F

livebaseballscorecards.com

Batter	1	2	3	4	5	6	7	8	9	AB	R	H	RBI	BB	SO	LOB
12 Alfonso Soriano, R (1, 7) OBP: 0.347, SLG: 0.525	X CH 86 0-0 2 SH 2B	C CU 69 C CU 71 B CU 72 X SL 82 1-2 ① F7		B CH 85 S CU 71 X FA 88 1-1 G4-3 2 G2-3 16 2B 1B	C CU 73 S CU 74 X CU 74 0-2 1-H 2B		F SL 83 B SL 80 1 SAFE S FA 93 S FA 93 1-3 ① K			5	2	3	1	0	1	1
2 Ryan Theriot, R (1, 6) OBP: 0.341, SLG: 0.363	X CU 70 0-0 SH 32 2B 16 E 2-H	C FA 87 X CU 73 0-1 ② G6-3		X FA 87 0-0 ① G2-3 1-2	C FA 90 C FA 91 X FA 92 0-2 ③ F9		C SL 79 S FA 93 X FA 93 0-2 16 FC6-4 1B 1-2			4	1	1	0	0	0	2
32 Daryle Ward, L (1, 3) OBP: 0.456, SLG: 0.444 Mark DeRosa, R (2, 3) OBP: 0.364, SLG: 0.441	S FA 86 X SL 80 0-1 16 E 2B 1-3	C FA 89 X CU 74 0-1 ③ G6-3		C CU 71 X FA 88 0-1 ② G4-3 2-3		F SL 83 F FA 90 X CH 81 0-2 ① F9	C FA 91 C FA 92 S SL 80 0-3 ② K			1 4	1 0	1 0	0 0	0 0	0 1	0 3
16 Aramis Ramirez, R (1, 5) OBP: 0.362, SLG: 0.557	C FA 89 F FA 89 X FA 91 0-2 E9 1B 2-H 3-H 1B	B FA 88 X CU 71 1-0 15 FC3-6 1B	F FA 88 B CU 75 B FA 88 X FA 88 2-1 29 2B 3-H 2B			F FA 92 C SL 84 B SL 83 X SL 84 1-2 ② F7	X FA 92 0-0 ③ FC6-4 1-2f			5	2	3	2	0	0	2
15 Cliff Floyd, L (1, 9) OBP: 0.370, SLG: 0.406 29 Ángel Pagán, S (4, 9) OBP: 0.328, SLG: 0.470	C SL 83 B CU 71 X SL 84 1-1 ① G4-3	B SL 81 B CU 70 X SL 82 2-0 ① FC3-6 17 1B PB 1-2f	C CU 70 X CU 72 0-1 2-H 2B			B FA 90 B FA 90 B FA 90 B FA 89 4-0 17 S 17 1B BB		B FA 92 B FA 92 C FA 92 C FA 93 C FA 93 2-3 ① K		2 2	1 1	0 1	0 1	0 1	0 1	2 0
17 Mike Fontenot, L (1, 4) OBP: 0.362, SLG: 0.521	B CU 71 C CU 71 X SL 84 1-1 ② G6-3	B CH 86 B SL 82 C FA 88 F FA 87 B CU 72 X FA 88 3-2 PB 1-2 1B	X SL 81 0-0 ③ L3			C FA 89 B CH 82 B FA 92 F FA 88 X SL 85 2-2 1-H 1B 1B		S FA 92 B FA 93 C FA 92 B FA 94 B FA 93 B FA 92 4-2 1B BB		4	0	2	1	1	0	2
Jacque Jones, L (1, 8) OBP: 0.306, SLG: 0.338	B CU 69 S SL 83 X FA 90 1-1 HBP 3-H 1B	F CU 70 F SL 82 B CU 72 B CU 72 F FA 87 X CU 72 2-2 ② F8			C FA 87 B FA 87 F SL 80 F SL 82 X CU 74 1-2 L1-3 1B	1 SAFE B FA 86 X FA 88 1-0 1-2 1B		1 SAFE B FA 92 B FA 92 F FA 93 C FA 92 X FA 91 2-2 9 G4-6-3 1-2 1B		5	0	4	1	0	0	2
Jason Kendall, R (1, 2) OBP: 0.262, SLG: 0.276 Bob Howry, L (9, 1)	C FA 87 F FA 88 D CU 74 H FA 88 2-2 1-2 HBP	B FA 86 I IN 57 I IN 56 I 4-0 1-3 2-H IBB			B FA 87 C FA 88 F FA 88 F CU 72 X FA 88 1-2 ①② L1-3 1-1	C FA 88 X SL 80 0-1 ③ L8		F FA 94 S CH 83 X CH 85 0-2 ②③ G4-6-3 1-2f		2 0	0 0	0 0	0 0	1 0	0 0	3 0
30 Ted Lilly, L (1, 1) OBP: 0.159, SLG: 0.159 56 Billy Petrick, R (6, 1) 43 Michael Wuertz, R (7, 1) 13 Will Ohman, L (7, 1) 49 Carlos Marmol, R (7, 1) Koyie Hill, S (7, 2) OBP: 0.260, SLG: 0.328 9 Jake Fox, R (8, PH)	C FA 88 C CU 70 X CU 72 0-2 ③ G3-1	B FA 87 B CH 85 X CH 86 2-0 ③ G1-3			X FA 89 0-0 12 S 12 2B 1B		B SL 80 S SL 79 B SL 81 B FA 92 B FA 92 4-1 2 1B BB			3 0 0 0 0 0 0 1	1 0 0 0 0 0 0 0	1 0 0 0 0 0 0 0	0 0 0 0 0 1 0 0	0 0 0 0 0 0 0 0	0 0 0 0 0 0 0 0	4 0 0 0 0 0 0 2
Inning Stats	R: 4 E: 2 K: 0 S: 18 H: 4 LOB: 2 BB: 0 P: 23	R: 0 E: 0 K: 0 S: 7 H: 0 LOB: 0 BB: 0 P: 8	R: 1 E: 0 K: 0 S: 10 H: 2 LOB: 2 BB: 1 P: 24	R: 2 E: 0 K: 0 S: 10 H: 3 LOB: 1 BB: 0 P: 13	R: 1 E: 0 K: 0 S: 15 H: 3 LOB: 1 BB: 0 P: 17	R: 1 E: 0 K: 0 S: 12 H: 2 LOB: 2 BB: 1 P: 20	R: 0 E: 0 K: 2 S: 11 H: 1 LOB: 2 BB: 1 P: 16	R: 0 E: 0 K: 1 S: 11 H: 1 LOB: 1 BB: 1 P: 19		1B: 11 2B: 6 3B: 0 HR: 0 SF: 0 SAC: 1 DP: 2 HBP: 1					

AB	38
R	9
H	16
RBI	6
BB	4
SO	3
LOB	23

WP: 0 PA: 44
PB: 3
SB: 2
CS: 0

PITCHER		IP	WLS	BF	H	R	ER	SO	BB	IBB	HBP	BLK	WP	HR	S	P	ERA	WHIP
Matt Morris, R ERA: 4.08	(1, 1)	4.2	L	28	12	8	5	0	0	1	1	0	0	0	57	82	9.64	2.571
32 Kevin Correia, R ERA: 4.57	(5, 1)	1.0		5	1	1	1	0	1	0	0	0	0	0	12	19	9.00	2.000
Steve Kline, L ERA: 3.34	(6, 1)	0.1		2	1	0	0	0	0	0	0	0	0	0	3	4	0.00	3.000
31 Vinnie Chulk, R ERA: 3.49	(7, 1)	1.0		5	1	0	0	2	1	0	0	0	0	0	11	16	0.00	2.000
53 Jonathan Sánchez, L ERA: 3.81	(8, 1)	1.0		4	1	0	0	1	1	0	0	0	0	0	11	19	0.00	2.000

PITCHER	IP	WLS	BF	H	R	ER	SO	BB	IBB	HBP	BLK	WP	HR	S	P	ERA	WHIP

Batter	1	2	3	4	5	6	7	8	9	AB	R	H	RBI	BB	SO	LOB
Jeff DaVanon, S (1, 9) OBP: 0.286, SLG: 0.250	C FA 90 F FA 87 B FA 91 B FA 90 B CH 83 X FA 89 3-2 ① F7		B B B C X 3-1 ③ F8			X CH 79 0-0 ① G4-3		C FA 90 B CH 84 B CH 83 C FA 87 F FA 91 F CH 84 B FA 92 B FA 92 4-2 BB		3	0	0	0	1	0	0
1 Orlando Hudson, S (1, 4) OBP: 0.370, SLG: 0.433	B FA 90 X FA 86 1-0 ② G3-1			C B C B X 2-2 ① G6-3		C CU 74 F FA 90 B FA 89 B FA 84 F FA 89 F CH 82 X 2-2 ② F8		B C 1 SAFE F FA 94 X FA 94 1-2 ③ G4-3		4	0	0	0	0	0	1
22 Eric Byrnes, R (1, 7) OBP: 0.368, SLG: 0.495	C FA 91 B FA 90 S SL 86 S FA 87 X SI 87 2-2 2B			B B X 2-0 ② P5		C SL 87 B FA 90 B FA 90 F SL 86 H FA 90 3-2 18 S HBP			B FA 94 C FA 94 B FA 94 X FA 94 2-1 ① G3	3	0	1	0	0	0	0
18 Chad Tracy, L (1, 3) OBP: 0.345, SLG: 0.454	C FA 87 X FA 86 0-1 ③ G6-3			C B X 1-1 ③ L4		C FA 89 B FA 90 B CH 84 X FA 90 2-1 ③ P5 1-2			C FA 93 B FA 94 B FA 94 C FA 94 F FA 94 F FA 94 B FA 94 F FA 93 X FA 94 3-2 ② P4	4	0	0	0	0	0	2
27 Mark Reynolds, R (1, 5) OBP: 0.333, SLG: 0.524		B FA 86 X FA 86 1-0 ① G1-3			C B B X 2-1 24 HR 1B		X 0-0 ① G1-3		C FA 93 C SL 83 B SL 86 B FA 93 S FA 94 2-3 ③ K	4	1	1	0	0	1	0
6 Stephen Drew, L (1, 6) OBP: 0.301, SLG: 0.361		B FA 91 X SL 85 1-0 24 F7-3 1B			C X 0-1 ① F9		C FA 90 F CH 83 B FA 91 B FA 90 F CH 84 T CH 84 2-2 ② K			3	0	1	0	0	1	1
24 Chris Young, R (1, 8) OBP: 0.276, SLG: 0.429		C FA 91 B FA 91 B SL 86 F SL 87 B FA 90 F FA 92 X FA 90 3-2 ② ③ F7-3 1-1			X 0-0 1-H HR		B FA 87 C SL 86 S FA 86 B FA 91 X FA 86 2-2 ③ F8			3	1	1	2	0	0	1
19 Chris Snyder, R (1, 2) OBP: 0.303, SLG: 0.362 11 Augie Ojeda, S (8, PH) OBP: 0.378, SLG: 0.463 Brandon Lyon, R (8, 1)			C FA 91 F FA 89 B FA 90 X SI 87 1-2 ① G6-3		F B X 1-1 ② P5			B CU 72 B FA 90 X FA 87 2-0 ① F8		2 1 0	0 0 0	0 0 0	0 0 0	0 0 0	0 0 0	0 0 0
17 Brandon Webb, R (1, 1) OBP: 0.050, SLG: 0.075 26 Miguel Montero, L (8, PH) OBP: 0.295, SLG: 0.378 (8, 2)			B FA 89 C FA 90 F SL 85 C CU 73 1-3 ② K		C X 0-1 ③ G1-3			C CU 73 C FA 91 B FA 90 B FA 89 B CH 83 S FA 90 3-3 ② K		2 1	0 0	0 0	0 0	0 0	1 1	0 0
Inning Stats	R: 0 E: 0 K: 0 S: 9 H: 1 LOB: 1 BB: 0 P: 15	R: 0 E: 0 K: 0 S: 6 H: 1 LOB: 0 BB: 0 P: 11	R: 0 E: 0 K: 1 S: 8 H: 0 LOB: 0 BB: 0 P: 13	R: 0 E: 0 K: 0 S: 6 H: 0 LOB: 0 BB: 0 P: 11	R: 2 E: 0 K: 0 S: 9 H: 2 LOB: 0 BB: 0 P: 12	R: 0 E: 0 K: 0 S: 10 H: 0 LOB: 1 BB: 0 P: 17	R: 0 E: 0 K: 1 S: 8 H: 0 LOB: 0 BB: 0 P: 12	R: 0 E: 0 K: 1 S: 11 H: 0 LOB: 1 BB: 1 P: 21	R: 0 E: 0 K: 1 S: 11 H: 0 LOB: 0 BB: 0 P: 18	1B: 2 2B: 2 3B: 0 HR: 1 SF: 0 SAC: 0 DP: 1 HBP: 1						

PITCHER		IP	WLS	BF	H	R	ER	SO	BB	IBB	HBP	BLK	WP	HR	S	P	ERA	WHIP
Jason Marquis, R ERA: 3.92	(1, 1)	7.2	W	28	4	2	2	3	1	0	1	0	0	1	64	108	2.35	0.652
49 Carlos Marmol, R ERA: 1.34	(8, 1)	0.1	H	1	0	0	0	0	0	0	0	0	0	0	3	4	0.00	0.000
Bob Howry, R ERA: 4.18	(9, 1)	1.0		3	0	0	0	1	0	0	0	0	0	0	11	18	0.00	0.000

PITCHER	IP	WLS	BF	H	R	ER	SO	BB	IBB	HBP	BLK	WP	HR	S	P	ERA	WHIP

TOP

Arizona Diamondbacks @ Chicago Cubs

Wrigley Field, Chicago, IL

Fri Jul 20 2007, 1:20 PM CDT

Att. 41,071 - Sunny - 70 F

livebaseballscorecards.com

AB	30
R	2
H	4
RBI	2
BB	1
SO	4
LOB	5

WP: 0	PB: 0	SB: 1	CS: 0	PA:	32

Batter	1	2	3	4	5	6	7	8	9	AB	R	H	RBI	BB	SO	LOB
12 Alfonso Soriano, R (1, 7) OBP: 0.343, SLG: 0.520	B FA 87 F FA 86 X FA 87 1-1 ① B1-3		X 0-0 ③ G5-3			B FA 86 S CU 74 F FA 87 S CU 75 1-3 ① K		S FA 90 F CU 76 C CU 73 0-3 ① K		4	0	0	0	0	2	0
2 Ryan Theriot, R (1, 6) OBP: 0.340, SLG: 0.361	C FA 88 X FA 89 0-1 ② L1			C B C B X 2-2 ① G1-3		C FA 88 F FA 88 B CU 77 C FA 89 1-3 ② K		F FA 92 B FA 92 F SL 88 B FA 90 F CU 75 X FC 89 2-2 17 1B 16 HR 1B		4	1	1	0	0	1	0
17 Mike Fontenot, L (1, 4) OBP: 0.373, SLG: 0.524	C FA 88 X FA 88 0-1 ③ G4-3			F F B B B F B 4-2 S 1B BB		B FA 88 X FA 88 1-0 16 S 16 E 1B		C FA 90 1 SAFE X CH 82 0-1 16 HR 1B 1-2		3	3	2	0	1	0	0
16 Aramis Ramirez, R (1, 5) OBP: 0.364, SLG: 0.566		X FA 87 0-0 ① G6-3		C 1 SAFE F D 1 SAFE F P 1 SAFE S 2-3 ② K		B FA 88 F FA 88 X FA 89 1-1 E9 1-H 1B		B CU 75 C CU 74 F FA 91 X CU 75 1-2 1-H 2-H HR		4	2	2	4	0	1	1
Jacque Jones, L (1, 8) OBP: 0.309, SLG: 0.340		C FA 88 B FA 88 B FA 87 F FA 88 X CH 80 2-2 E6 29 G4-3		1 SAFE F B X 1-1 1-H 1B		C CU 76 X FA 88 0-1 29 CS 2-H 1B		B CH 82 F FA 92 C FA 90 B FA 90 S CH 82 2-3 ② K		4	0	2	2	0	1	0
29 Ángel Pagán, S (1, 9) OBP: 0.333, SLG: 0.471		1 SAFE C FA 89 1 SAFE B FA 88 B CU 76 X FA 89 2-1 ② G4-3 1-2		1 SAFE F 1 SAFE X 0-1 ③ G1-3		1 SAFE C CH 86 0-1 ③ CS 1-2	L FA 87 F CU 77 B FA 88 F CH 79 X FA 89 1-2 4 FC4-6 1B	B CH 82 F FA 90 C FA 90 F FA 90 X FA 90 1-2 1B		4	0	2	0	0	0	2
4 Scott Moore, L (1, 3)		B FA 88 X FA 88 1-0 ③ G4-3			B CU 73 X FA 88 1-0 ① G4-3		1 SAFE 1 SAFE X FA 86 0-0 ① FC4-6 G6-3 1-2f	C CH 83 1 SAFE B FA 88 C CU 74 C CU 72 1-3 ③ K		4	0	0	0	0	1	3
Jason Kendall, R (1, 2) OBP: 0.259, SLG: 0.273 Koyie Hill, S (9, 2) OBP: 0.260, SLG: 0.328			B C X 1-1 ① G4-3		C FA 89 X FA 88 0-1 ② G4-3		C FA 87 B FA 88 F FA 88 X FA 88 1-2 ② G6-3 2-3			3 0	0 0	0 0	0 0	0 0	0 0	1 0
Jason Marquis, L (1, 1) OBP: 0.178, SLG: 0.273 49 Carlos Marmol, R (8, 1) Bob Howry, L (9, 1)			B F X 1-1 ② F7		C FA 88 C CU 76 F FA 88 B CH 80 S CU 75 1-3 ③ K		B CU 76 X FA 87 1-0 ③ G4-3			3 0 0	0 0 0	0 0 0	0 0 0	0 0 0	1 0 0	1 0 0
Inning Stats	R: 0 E: 0 K: 0 S: 6 H: 0 LOB: 0 BB: 0 P: 7	R: 0 E: 1 K: 0 S: 7 H: 0 LOB: 1 BB: 0 P: 12	R: 0 E: 0 K: 0 S: 5 H: 0 LOB: 0 BB: 0 P: 7	R: 1 E: 0 K: 1 S: 15 H: 1 LOB: 1 BB: 1 P: 23	R: 0 E: 0 K: 1 S: 7 H: 0 LOB: 0 BB: 0 P: 9	R: 2 E: 1 K: 2 S: 12 H: 3 LOB: 0 BB: 0 P: 16	R: 0 E: 1 K: 0 S: 9 H: 1 LOB: 1 BB: 0 P: 12	R: 3 E: 0 K: 3 S: 22 H: 4 LOB: 1 BB: 0 P: 29		1B: 8 2B: 0 3B: 0 HR: 1	SF: 0 SAC: 0 DP: 0 HBP: 0		WP: 0 PB: 0 SB: 2 CS: 1	PA: 35		

PITCHER		IP	WLS	BF	H	R	ER	SO	BB	IBB	HBP	BLK	WP	HR	S	P	ERA	WHIP
17 Brandon Webb, R ERA: 3.38	(1, 1)	7.0	L	27	5	3	2	4	1	0	0	0	0	0	61	86	2.57	0.857
Brandon Lyon, R ERA: 2.74	(8, 1)	1.0		7	4	3	3	3	0	0	0	0	0	1	22	29	27.00	4.000

PITCHER	IP	WLS	BF	H	R	ER	SO	BB	IBB	HBP	BLK	WP	HR	S	P	ERA	WHIP

BOTTOM

Arizona Diamondbacks @ Chicago Cubs

Wrigley Field, Chicago, IL

Fri Jul 20 2007, 1:20 PM CDT

Att. 41,071 - Sunny - 70 F

livebaseballscorecards.com

AB	33
R	6
H	9
RBI	6
BB	1
SO	7
LOB	8

Batter	1	2	3	4	5	6	7	8	9	AB	R	H	RBI	BB	SO	LOB
24 Chris Young, R (1, 8) OBP: 0.275, SLG: 0.424	S FA 90 C FA 90 F FA 90 F CU 73 B FA 91 X CU 74 1-2 E5 1 S 1 G6-3		C FA 90 F CH 81 B FA 90 B FA 90 S CU 72 2-3 ① K		B CU 70 B CU 70 B FA 88 C FA 88 S CH 78 B FA 86 4-2 1 1B 22 FC6-4 BB	B CU 73 F FA 88 F FA 88 D CU 72 S CH 77 2-3 ③ K		C SL 84 X FA 91 0-1 ③ G5-3		4	2	0	0	1	2	2
1 Orlando Hudson, S (1, 4) OBP: 0.373, SLG: 0.436	C FA 91 X CU 81 0-1 ① G6-3 2-H		X FA 89 0-0 22 E 22 1B 1B		1 SAFE S CH 81 F CH 78 1 SAFE X FA 89 0-2 22 FC6-4 1-3 1B		C CH 86 B FA 91 X SL 86 1-1 1B		B FA 91 X FA 92 1-0 ① G4-3	5	0	3	1	0	0	0
22 Eric Byrnes, R (1, 9) OBP: 0.368, SLG: 0.492 (5, 7)	B CU 73 B CU 79 B FA 90 B FA 89 4-0 34 G6-4-3 BB		C FA 90 1 SAFE 1 SAFE X FA 90 1-1 E7 1-3 1B		D CH 80 B FA 88 S FA 87 F CU 70 F CU 73 F FA 88 X CH 77 2-2 ① FC6-4 27 S 34 1B 1-2f 3-H		1 SAFE C CH 86 F FA 92 1 SAFE F SL 87 F FA 91 F SL 85 1 SAFE B FA 91 3-3 B SL 88 B FA 92 F CH 86 S SL 85 K		S FA 92 F CH 84 F CH 83 B FA 91 F SL 85 S SL 85 1-3 ② K	4	0	1	1	1	2	2
34 Conor Jackson, R (1, 3) OBP: 0.363, SLG: 0.402 Jose Valverde, R (9, 1)	F FA 90 1 SAFE X FA 89 0-1 ② G6-4-3 ③ 1-2f		C FA 91 B FA 90 B FA 89 B CU 72 B CU 73 4-1 BB		B CH 80 B FA 89 X CH 79 2-0 1-2 1B		1 SAFE 1 SAFE C SL 86 S SL 85 S SL 86 0-3 ② K		S SL 84 B FA 92 B SL 84 X FA 92 2-1 1B	4 0	0 0	2 0	0 0	1 0	1 0	2 0
27 Mark Reynolds, R (1, 5) OBP: 0.325, SLG: 0.509		S FA 89 F FA 90 S FA 90 0-3 ① K	X FA 89 0-0 ② F4		B FA 87 C CH 83 X FA 88 1-1 ② B1 2-3		C SL 83 S SL 85 S SL 87 0-3 ③ K		B SL 83 S SL 83 X FA 91 1-1 ③ F9	5	0	0	0	0	2	7
Scott Hairston, R (1, 7) OBP: 0.304, SLG: 0.358 37 Juan Cruz, R (5, 1) 11 Augie Ojeda, S (8, PH) OBP: 0.370, SLG: 0.452 56 Ramon Pena, R (8, 1) OBP: 0.333, SLG: 0.333 Tony Clark, S (9, 3) OBP: 0.288, SLG: 0.488		B CU 71 C FA 90 B FA 89 F FA 90 X FA 90 2-2 ② L5	C CU 72 B FA 90 X FA 88 1-1 ③ F7		B CU 71 B FA 87 X FA 88 2-0 ③ P5			F FA 93 F FA 94 F FA 87 S FA 93 0-3 ① K		3 0 1 0 0	0 0 0 0 0	0 0 0 0 0	0 0 0 0 0	0 0 1 0 0	0 0 0 0 0	5 0 0 0 0
6 Stephen Drew, L (1, 6) OBP: 0.305, SLG: 0.372		B FA 91 C FA 90 X CU 82 1-1 19 1B 1B		C FA 88 F FA 88 B FA 89 X CU 72 1-2 ① F9		B FA 88 F FA 88 F FA 88 F CU 72 B FA 90 B FA 89 F FA 89 F FA 87 F FA 87 4-2 F FA 87 B FA 88 BB		B FA 94 F FA 94 B FA 93 B FA 93 X FA 93 3-1 HR		3	1	2	1	1	0	0
19 Chris Snyder, R (1, 2) OBP: 0.307, SLG: 0.370		B CU 73 X FA 90 1-0 1-3 1B		C FA 89 C CH 77 B CH 81 B FA 89 C FA 88 2-3 ② K		1 SAFE S CH 80 1 SAFE F FA 88 F CU 71 F CU 73 F FA 88 B CH 80 X CU 80 1-2 ① F9		C SL 83 X FA 93 0-1 2B		4	0	2	0	0	1	1
44 Micah Owings, R (1, 1) OBP: 0.161, SLG: 0.233 Jeff DaVanon, S (5, 9) OBP: 0.250, SLG: 0.214		B CU 72 S FA 90 F FA 90 B CU 72 T FA 90 2-2 ③ K		B FA 89 X FA 89 1-0 ③ F8		B CU 72 1 SAFE C FA 87 F SL 81 F FA 89 F CH 79 C CU 72 1-3 ② K		B FA 93 B FA 93 T FA 94 S FA 92 S FA 93 2-3 ② K		2 2	0 0	0 0	0 0	0 0	1 2	2 2
Inning Stats	R: 1 E: 1 K: 0 S: 9 H: 0 LOB: 0 BB: 1 P: 14	R: 0 E: 0 K: 2 S: 12 H: 2 LOB: 2 BB: 0 P: 18	R: 0 E: 1 K: 1 S: 10 H: 2 LOB: 3 BB: 1 P: 18	R: 0 E: 0 K: 1 S: 7 H: 0 LOB: 0 BB: 0 P: 11	R: 1 E: 0 K: 0 S: 14 H: 2 LOB: 2 BB: 1 P: 25	R: 0 E: 0 K: 2 S: 21 H: 0 LOB: 1 BB: 1 P: 29	R: 0 E: 0 K: 3 S: 15 H: 1 LOB: 1 BB: 0 P: 19	R: 1 E: 0 K: 2 S: 13 H: 2 LOB: 1 BB: 0 P: 18	R: 0 E: 0 K: 1 S: 10 H: 1 LOB: 1 BB: 0 P: 15	1B: 8 2B: 1 3B: 0 HR: 1 SF: 0 SAC: 0 DP: 1 HBP: 0						

PITCHER		IP	WLS	BF	H	R	ER	SO	BB	IBB	HBP	BLK	WP	HR	S	P	ERA	WHIP
53 Rich Hill, L ERA: 3.58	(1, 1)	6.0		28	6	2	1	6	4	0	0	0	0	0	73	115	1.50	1.667
43 Michael Wuertz, R ERA: 3.89	(7, 1)	1.0		4	1	0	0	3	0	0	0	0	0	0	15	19	0.00	1.000
Bob Howry, R ERA: 4.28	(8, 1)	1.0	L	5	2	1	1	2	0	0	0	0	0	1	13	18	9.00	2.000
46 Ryan Dempster, R ERA: 3.28	(9, 1)	1.0		4	1	0	0	1	0	0	0	0	0	0	10	15	0.00	1.000

PITCHER	IP	WLS	BF	H	R	ER	SO	BB	IBB	HBP	BLK	WP	HR	S	P	ERA	WHIP

TOP

Arizona Diamondbacks @ Chicago Cubs

Wrigley Field, Chicago, IL

Sat Jul 21 2007, 12:05 PM CDT

Att. 41,632 - Sunny - 68 F

livebaseballscorecards.com

AB	37
R	3
H	10
RBI	3
BB	4
SO	12
LOB	23

WP: 0 PB: 0 SB: 2 CS: 0 PA: 41

Batter	1	2	3	4	5	6	7	8	9	AB	R	H	RBI	BB	SO	LOB
12 Alfonso Soriano, R (1, 7) OBP: 0.342, SLG: 0.516	S FA 90 B SL 85 B SL 85 S FA 89 F FA 91 F SL 85 B FA 90 F FA 89 B SL 85 4-2 2 FC1-6 BB		B SL 82 F SL 83 B FA 90 F FA 88 F FA 90 C SL 83 2-3 ① K	F FA 88 F SL 84 X FA 89 0-2 ③ F9			S SL 82 C FA 95 X CU 80 0-2 ③ P4			3	0	0	0	1	1	2
2 Ryan Theriot, R (1, 6) OBP: 0.342, SLG: 0.361	B FA 89 X FA 89 1-0 ① FC1-6 16 S 17 BB 1-2f		B FA 88 C FA 89 X SL 82 1-1 17 FC3-6 1-2 1B		X FA 94 0-0 ① F8			B FA 96 B FA 96 B FA 94 B FA 93 4-0 16 G6-4-3 BB		3	0	1	0	1	0	1
17 Mike Fontenot, L (1, 4) OBP: 0.377, SLG: 0.516	B FA 88 1 SAFE B FA 87 1 SAFE B FA 87 B FA 88 4-0 16 S 1-2 BB		B FA 89 B FA 88 C FA 89 C FA 89 F SL 83 D CH 82 X CH 82 3-2 ② FC3-6 1-2f 2-3		B FA 96 F FA 94 F FA 96 B CU 81 B CU 78 B FA 95 4-2 16 CS BB			1 SAFE 1 SAFE B FA 93 C FA 95 X FA 95 1-1 ① F7		2	0	0	0	2	0	3
16 Aramis Ramirez, R (1, 5) OBP: 0.359, SLG: 0.559	B FA 89 B SL 83 S FA 89 D SL 83 F FA 90 S FA 89 3-3 ② K 1-2 2-3		C FA 90 D CH 78 F FA 90 B FA 89 F CH 78 F SL 85 B FA 89 X SL 83 3-2 ③ G1-3		B CH 83 C CH 82 1 SAFE F FA 95 S SL 81 1-3 ②③ K 1-2			F SL 88 B FA 96 F SL 86 X FA 96 1-2 ②③ G6-4-3 1-2f		4	0	0	0	0	2	6
Jacque Jones, L (1, 8) OBP: 0.308, SLG: 0.343	C SL 83 B FA 90 D CH 81 F FA 90 X SL 83 2-2 ③ F8			F FA 90 B CH 87 B CH 79 X FA 90 2-1 29 3B 2B		S CH 79 X FA 93 0-1 ① F8			C CH 82 X FS 82 0-1 ① G6-3	4	1	1	0	0	0	2
Mark DeRosa, R (1, 3) OBP: 0.366, SLG: 0.438		X FA 88 0-0 ① F8		B CH 80 C FA 89 B FA 88 F FA 89 B FA 90 B SL 84 4-2 29 3B BB		B SL 80 C SL 80 F FA 96 B SL 81 X SL 80 2-2 ② G6-3			B FA 94 B FA 91 C FA 93 S FA 94 F FA 95 B FA 94 B FA 94 4-2 29 FC1-6 BB	2	1	0	0	2	0	0
29 Ángel Pagán, S (1, 9) OBP: 0.331, SLG: 0.480		F FA 89 F SL 82 B SL 84 F FA 90 B FA 89 X SL 82 2-2 ② L5		S FA 90 S SL 83 X SL 83 0-2 1-H 2-H 3B		B FA 94 B CH 83 S FA 94 B FA 94 F FA 95 F FA 96 C FA 96 3-3 ③ K			C CH 83 S CH 84 X CH 85 0-2 ② FC1-6 1-2f	4	0	1	2	0	1	1
Koyie Hill, S (1, 2) OBP: 0.250, SLG: 0.314 15 Cliff Floyd, L (9, PH) OBP: 0.368, SLG: 0.404		X SL 83 0-0 ③ G5-3		B SL 82 T FA 89 B CH 84 F SL 83 B FA 91 X SL 84 3-2 ① P4			S CH 80 B CU 78 F FA 94 C SL 81 1-3 ① K		B CH 83 X FA 93 1-0 ③ P2	3 1	0 0	0 0	0 0	0 0	1 0	1 1
53 Rich Hill, L (1, 1) OBP: 0.139, SLG: 0.171 43 Michael Wuertz, R (7, 1) 4 Scott Moore, L (7, PH) Bob Howry, L (8, 1) 46 Ryan Dempster, R (9, 1)			B FA 88 C FA 88 S FA 88 F SL 81 F FA 90 B SL 83 F FA 90 F FA 91 X FA 90 2-2 17 FC3-6 2 1B 1B	B FA 88 S FA 90 F SL 83 B CH 82 B FA 90 S FA 90 3-3 ② K			B SL 80 C CH 84 S FA 95 B SL 81 F SL 78 B FA 94 S CH 84 3-3 ② K			2 0 1 0 0	0 0 0 0 0	1 0 0 0 0	1 0 0 0 0	0 0 1 0 0	1 0 0 0 0	1 0 0 0 0
Inning Stats	R: 0 E: 0 K: 1 S: 12 H: 0 LOB: 2 BB: 2 P: 26	R: 0 E: 0 K: 0 S: 6 H: 0 LOB: 0 BB: 0 P: 8	R: 0 E: 0 K: 1 S: 22 H: 2 LOB: 2 BB: 0 P: 33	R: 2 E: 0 K: 1 S: 16 H: 2 LOB: 1 BB: 1 P: 28	R: 0 E: 0 K: 1 S: 6 H: 0 LOB: 1 BB: 1 P: 11	R: 0 E: 0 K: 1 S: 9 H: 0 LOB: 0 BB: 0 P: 14	R: 0 E: 0 K: 2 S: 10 H: 0 LOB: 0 BB: 0 P: 14	R: 0 E: 0 K: 0 S: 5 H: 0 LOB: 0 BB: 1 P: 11	R: 0 E: 0 K: 0 S: 9 H: 0 LOB: 1 BB: 1 P: 14	1B: 2 2B: 2 3B: 1 HR: 0	SF: 0 SAC: 0 DP: 2 HBP: 0			WP: 0 PB: 0 SB: 2 CS: 1	PA: 35		

PITCHER	IP	WLS	BF	H	R	ER	SO	BB	IBB	HBP	BLK	WP	HR	S	P	ERA	WHIP
44 Micah Owings, R (1, 1) ERA: 4.9	4.0		19	4	2	2	3	3	0	0	0	0	0	56	95	4.50	1.750
37 Juan Cruz, R (5, 1) ERA: 2.79	3.0	W	9	0	0	0	4	1	0	0	0	0	0	25	39	0.00	0.333
56 Ramon Pena, R (8, 1) ERA: 2.14	1.0	H	3	0	0	0	0	1	0	0	0	0	0	5	11	0.00	1.000
Jose Valverde, R (9, 1) ERA: 2.61	1.0	S	4	0	0	0	0	1	0	0	0	0	0	9	14	0.00	1.000

PITCHER	IP	WLS	BF	H	R	ER	SO	BB	IBB	HBP	BLK	WP	HR	S	P	ERA	WHIP

BOTTOM

Arizona Diamondbacks @ Chicago Cubs

Wrigley Field, Chicago, IL

Sat Jul 21 2007, 12:05 PM CDT

Att. 41,632 - Sunny - 68 F

livebaseballscorecards.com

AB	29
R	2
H	4
RBI	2
BB	6
SO	7
LOB	18

Batter	1	2	3	4	5	6	7	8	9	AB	R	H	RBI	BB	SO	LOB
24 Chris Young, R (1, 8) OBP: 0.276, SLG: 0.422	C FA 86 X FA 86 0-1 G6-3 ①	C FA 83 F CU 81 B CU 71 F CU 71 B CH 80 B CH 79 X FA 83 3-2 F8 ③			C FA 84 B CH 83 X CH 81 1-1 1S 1B		B FA 94 B FA 91 B FA 92 B FA 92 4-0 1S 34 1B BB		B FA 91 C FA 90 C CH 80 C CH 84 1-3 K ①	4	1	1	0	1	1	1
1 Orlando Hudson, S (1, 4) OBP: 0.373, SLG: 0.432	B FA 86 B FA 86 B FA 86 C FA 86 F FA 84 X CU 82 3-2 F8 ②		B FA 84 B CH 82 F FA 84 B CH 81 X FA 87 3-1 G6-3 ①		1 SAFE B FA 86 1 SAFE B FA 85 B CU 82 B FA 84 4-0 1-2 BB		B FA 93 B SL 81 C SL 80 B SL 80 B FA 93 4-1 34 1B 1-2 BB		B CH 80 B FA 91 C FA 91 X CH 81 2-1 F7 ②	3	0	0	0	2	0	0
22 Eric Byrnes, R (1, 9) OBP: 0.368, SLG: 0.490	C FA 83 C FA 86 X FA 88 0-2 34 S 27 E 1B		B FA 86 B CH 81 C FA 86 B FA 87 S FA 85 X FA 87 3-2 G6-3 ②		X CH 82 0-0 F7 ③		C SL 81 S FA 93 B SL 82 F FA 93 S SL 80 1-3 K ②		S FA 87 C FA 91 B CH 84 B CH 84 B FA 92 B CH 85 4-2 BB	4	1	1	0	1	1	4
34 Conor Jackson, R (1, 3) OBP: 0.367, SLG: 0.408 Jose Valverde, R (9, 1)	C FA 87 F FA 84 B CU 74 1 SAFE F FA 88 B CU 75 B FA 84 B SL 83 4-2 27 E 1-2 BB		B FA 87 S FA 86 F FA 84 C CU 78 1-3 K ③			B CH 81 X CH 81 1-0 2B	C FA 92 B CU 78 B CU 79 X FA 92 2-1 1-3 2-H 1B		C FA 91 X CH 80 0-1 G6-3 ③	4 0	0 0	2 0	1 0	1 0	1 0	1 0
27 Mark Reynolds, R (1, 5) OBP: 0.323, SLG: 0.503	B FA 83 F CH 82 S CU 72 F CU 74 B FA 87 F FA 84 X CU 73 2-2 E7 1-3 2-H 1B			C CH 81 C CU 71 T CU 77 0-2 K ①		B CH 80 B CH 81 T FA 84 B FA 85 F CH 82 S CH 80 3-3 K ①	C SL 82 1 SAFE B SL 80 1 SAFE F FA 91 S SL 81 1-3 K ③			4	0	1	1	0	3	3
Scott Hairston, R (1, 7) OBP: 0.297, SLG: 0.349	X FA 86 0-0 F7 ③			C FA 84 B CH 82 F CH 81 B CU 78 X CU 73 2-2 G5-3 ②		C CU 81 X CU 71 0-1 G6-3 ②		T FA 91 F SL 80 B SI 92 X SL 91 1-2 F9 ①		4	0	0	0	0	0	3
6 Stephen Drew, L (1, 6) OBP: 0.302, SLG: 0.368		X FA 83 0-0 G4-3 ①		B FA 85 B CH 82 X CH 82 2-0 G3 ③		D CU 72 F F CH 81 B FA 86 F CH 81 F CU 77 F S 2-3 K ③		B FA 91 B FA 91 F FA 91 X FA 90 2-1 G6-3 ②		4	0	0	0	0	1	1
19 Chris Snyder, R (1, 2) OBP: 0.316, SLG: 0.391		B FA 85 C FA 85 X CH 81 1-1 1B		C CH 84 X FA 84 0-1 F7 ①			C CU 79 B CU 79 B FA 93 B FA 93 X FA 93 3-1 HR	C FA 91 B FA 92 B SL 81 F FA 91 B SL 91 B FA 91 4-2 BB		3	1	2	1	1	0	0
50 Yusmeiro Petit, R (1, 1) 18 Chad Tracy, L (7, PH) OBP: 0.343, SLG: 0.451 56 Ramon Pena, R (7, 1) OBP: 0.333, SLG: 0.333 Jeff DaVanon, S (8, PH) OBP: 0.235, SLG: 0.200 Brandon Lyon, R (8, 1) Tony Clark, S (9, 3) OBP: 0.288, SLG: 0.488		F FA 86 1 SAFE B CU 81 F CH 80 D CU 72 L CU 72 2-3 K ②		C FA 83 X CH 81 0-1 G5-3 ②			C FA 94 B SL 81 C CU 79 B CU 79 S FA 93 2-3 K ①	C SL 89 B FA 91 S FA 89 X SI 90 1-2 F8 ③		2 1 0 1 0 0	0 0 0 0 0 0	0 0 0 0 0 0	0 0 0 0 0 0	1 1 0 0 0 0	1 0 0 1 0 0	1 0 0 1 0 0

TOP

Arizona Diamondbacks @ Chicago Cubs

Wrigley Field, Chicago, IL

Sun Jul 22 2007, 1:20 PM CDT

Att. 41,705 - Partly Cloudy - 73 F

livebaseballscorecards.com

AB	34
R	3
H	7
RBI	3
BB	6
SO	9
LOB	15

Inning Stats	1	2	3	4	5	6	7	8	9
	R: 1 E: 1 K: 0 S: 17	R: 0 E: 0 K: 1 S: 10	R: 0 E: 0 K: 1 S: 8	R: 0 E: 0 K: 1 S: 7	R: 0 E: 0 K: 0 S: 7	R: 0 E: 0 K: 2 S: 12	R: 2 E: 0 K: 3 S: 15	R: 0 E: 0 K: 0 S: 10	R: 0 E: 0 K: 1 S: 9
	H: 2 LOB: 2 BB: 1 P: 26	H: 1 LOB: 1 BB: 0 P: 16	H: 0 LOB: 0 BB: 0 P: 15	H: 0 LOB: 0 BB: 0 P: 11	H: 1 LOB: 2 BB: 1 P: 12	H: 1 LOB: 1 BB: 0 P: 18	H: 2 LOB: 2 BB: 2 P: 32	H: 0 LOB: 1 BB: 1 P: 18	H: 0 LOB: 1 BB: 1 P: 16

1B: 5	SF: 0	WP: 0
2B: 1	SAC: 0	PB: 0
3B: 0	DP: 0	SB: 3
HR: 1	HBP: 0	CS: 0

PA: 40

PITCHER		IP	WLS	BF	H	R	ER	SO	BB	IBB	HBP	BLK	WP	HR	S	P	ERA	WHIP
45 Sean Marshall, L ERA: 3.25	(1, 1)	6.0	L	25	5	1	1	5	2	0	0	0	0	0	61	98	1.50	1.167
49 Carlos Marmol, R ERA: 1.82	(7, 1)	1.0		7	2	2	2	3	2	0	0	0	0	1	15	32	18.00	4.000
56 Billy Petrick, R ERA: 4.15	(8, 1)	1.0		4	0	0	0	0	1	0	0	0	0	0	10	18	0.00	1.000
47 Scott Eyre, L ERA: 6.25	(9, 1)	1.0		4	0	0	0	1	1	0	0	0	0	0	9	16	0.00	1.000

PITCHER	IP	WLS	BF	H	R	ER	SO	BB	IBB	HBP	BLK	WP	HR	S	P	ERA	WHIP

Batter	1	2	3	4	5	6	7	8	9	AB	R	H	RBI	BB	SO	LOB
12 Alfonso Soriano, R (1, 7) OBP: 0.341, SLG: 0.515	B FA 86 F FA 88 B CH 81 F FA 87 F CU 72 B FA 87 X FA 89 3-2 ① P4		C CU 71 S FA 88 F SL 80 B FA 90 X FA 88 1-2 2B			X CU 72 0-0 ① P3		B FA 93 X FA 93 1-0 ③ G6-3		4	0	1	0	0	0	0
2 Ryan Theriot, R (1, 6) OBP: 0.341, SLG: 0.360	C FA 88 C SL 82 B FA 88 X SL 78 1-2 ② F8		C CU 70 C FA 87 X SL 80 0-2 ③ G1-3			C FA 88 B FA 86 B FA 87 X 2-1 ② F9			C F FA 94 F FA 95 X 0-2 1B	4	0	1	0	0	0	1
17 Mike Fontenot, L (1, 4) OBP: 0.373, SLG: 0.508	C FA 87 X CU 73 0-1 16 FC6-4 1B			B FA 86 C FA 88 X FA 88 1-1 ① F8		C FA 87 F SL 81 F FA 89 X 0-2 ③ G4-3			B FA 92 C FA 91 F FA 91 C FA 94 1-3 ① K	4	0	1	0	0	1	1
16 Aramis Ramirez, R (1, 5) OBP: 0.355, SLG: 0.551	C FA 87 B CH 77 1 SAFE F CH 76 1 SAFE 1 SAFE F SL 79 F FA 87 D CU 72 2-2 ③ FC6-4 X FA 88 1-2f			C CH 79 F FA 87 B FA 88 S CU 73 1-3 ② K			C FA 95 B FA 95 B CH 86 X FA 96 2-1 E4		C FA 95 B FS 83 S FA 95 S FA 95 1-3 ② K	4	0	0	0	0	2	2
15 Cliff Floyd, L (1, 9) OBP: 0.361, SLG: 0.394		B FA 87 C SL 80 F CH 81 B FA 89 S SL 78 2-3 ① K		B FA 88 F SL 81 F CH 79 C FA 89 1-3 ③ K			C FA 94 B SL 86 B CH 85 B FA 95 F FA 93 S FA 95 3-3 ① K		C FA 96 B CH 84 F FA 94 B FA 95 F FA 95 F FA 93 X CH 82 2-2 ③ F7	4	0	0	0	0	3	2
Mark DeRosa, R (1, 3) OBP: 0.363, SLG: 0.433		B SL 80 F FA 88 B FA 88 X CH 79 2-1 ② F8			F FA 86 B SL 81 B SL 82 C FA 87 X CH 79 2-2 ① G6-3		X CH 88 0-0 ② F7			3	0	0	0	0	0	1
Jacque Jones, L (1, 8) OBP: 0.305, SLG: 0.339		C FA 87 B CU 70 F FA 88 B SL 79 X SL 80 2-2 ③ G4-3			B CH 77 X SL 81 1-0 ② G3		B CH 86 B CH 86 F FA 94 F FA 96 F FA 95 B FA 94 X FA 94 3-2 ③ G3			3	0	0	0	0	0	1
Jason Kendall, R (1, 2) OBP: 0.260, SLG: 0.274			B FA 86 C FA 86 B FA 86 B FA 86 C FA 86 X FA 88 3-2 ① P3		C FA 86 B SL 81 F FA 88 B CU 72 X SL 82 2-2 1B			C FA 92 S FA 92 B CU 76 X 1-2 ① F9		3	0	1	0	0	0	0
45 Sean Marshall, L (1, 1) 49 Carlos Marmol, R (7, 1) 56 Billy Petrick, R (8, 1) 29 Ángel Pagán, S (8, PH) OBP: 0.328, SLG: 0.476 47 Scott Eyre, L (9, 1)			B FA 86 S FA 86 F SL 80 F SL 77 C FA 88 1-3 ② K		C CH 84 B FA 86 S FA 86 S SL 78 1-3 ③ K			S FA 92 C CU 75 S FA 92 0-3 ② K		2 0 0 1 0	0 0 0 0 0	0 0 0 0 0	0 0 0 0 0	2 0 0 1 0	1 0 0 0 0
Inning Stats	R: 0 E: 0 K: 0 S: 14 H: 1 LOB: 1 BB: 0 P: 20	R: 0 E: 0 K: 1 S: 8 H: 0 LOB: 0 BB: 0 P: 14	R: 0 E: 0 K: 1 S: 14 H: 1 LOB: 1 BB: 1 P: 19	R: 0 E: 0 K: 2 S: 8 H: 0 LOB: 0 BB: 0 P: 11	R: 0 E: 0 K: 1 S: 10 H: 1 LOB: 1 BB: 0 P: 16	R: 0 E: 0 K: 0 S: 7 H: 0 LOB: 0 BB: 0 P: 9	R: 0 E: 1 K: 1 S: 10 H: 0 LOB: 1 BB: 0 P: 18	R: 0 E: 0 K: 1 S: 7 H: 0 LOB: 0 BB: 0 P: 9	R: 0 E: 0 K: 2 S: 15 H: 1 LOB: 1 BB: 0 P: 19	1B: 3 2B: 1 3B: 0 HR: 0 SF: 0 SAC: 0 DP: 0 HBP: 0						

PITCHER		IP	WLS	BF	H	R	ER	SO	BB	IBB	HBP	BLK	WP	HR	S	P	ERA	WHIP
50 Yusmeiro Petit, R ERA: 2.54	(1, 1)	6.0	W	21	3	0	0	5	0	0	0	0	0	0	61	89	0.00	0.500
56 Ramon Pena, R ERA: 2.1	(7, 1)	1.0	H	4	0	0	0	1	0	0	0	0	0	0	10	18	0.00	0.000
Brandon Lyon, R ERA: 2.68	(8, 1)	1.0	H	3	0	0	0	1	0	0	0	0	0	0	7	9	0.00	0.000
Jose Valverde, R ERA: 2.54	(9, 1)	1.0	S	4	1	0	0	2	0	0	0	0	0	0	15	19	0.00	1.000

PITCHER	IP	WLS	BF	H	R	ER	SO	BB	IBB	HBP	BLK	WP	HR	S	P	ERA	WHIP

BOTTOM

Arizona Diamondbacks @ Chicago Cubs

Wrigley Field, Chicago, IL

Sun Jul 22 2007, 1:20 PM CDT

Att. 41,705 - Partly Cloudy - 73 F

livebaseballscorecards.com

AB	32
R	0
H	4
RBI	0
BB	0
SO	9
LOB	9

PA: 32

WP: 0
PB: 0
SB: 0
CS: 0

Batter	1	2	3	4	5	6	7	8	9	AB	R	H	RBI	BB	SO	LOB
12 Alfonso Soriano, R (1, 7) OBP: 0.337, SLG: 0.509	C S X 0-2 P6		X 0-0 G6-3		D F X 1-1 P4		F F B X 1-2 G5-3		B F F F B B F B S 3-3 K	5	0	0	0	0	1	2
2 Ryan Theriot, R (1, 6) (3, 4) OBP: 0.342, SLG: 0.358	X 0-0 G6-3		C B F B S 2-3 K			C B S X 1-2 25 CS 1B	C B X 1-1 E5 25 BB 16 1B		B B B B 4-0 25 S 25 1B BB	4	2	1	0	1	1	0
25 Derrek Lee, R (1, 3) OBP: 0.424, SLG: 0.503	X 0-0 F9			X 0-0 G5-3		B 1 SAFE B S C B X 3-2 15 G3 16 1B 5 1B 1-2 1B	D B B F B 4-1 16 1B 1-2 BB		C B S F B F B F X 3-2 16 1B 1-H 1B	4	1	2	1	1	0	0
16 Aramis Ramirez, R (1, 5) OBP: 0.361, SLG: 0.555		B F B F X 2-2 15 FC4-6 1B		B F X 1-1 F8		B B B C X 3-1 5 1B 15 G3 1-2 1B	C X 0-1 1-2 2-H 1B		X 0-0 1-2 1B	5	0	4	1	0	0	0
15 Cliff Floyd, L (1, 9) OBP: 0.354, SLG: 0.385 Bob Howry, L (8, 1) 17 Mike Fontenot, L (9, PH) OBP: 0.371, SLG: 0.504 46 Ryan Dempster, R (9, 1)		F F B B B X 2-2 FC4-6 G4-3 1B 1-2f		B F B S B X 3-2 F7		S B X 1-1 G3 1-2 2-3	B X 1-0 P5		X 0-0 G4-3	4 0 1 0	1 0 0 0	0 0 0 0	0 0 0 0	0 0 0 0	0 0 2 0	5 0 2 0
Mark DeRosa, R (1, 4) OBP: 0.361, SLG: 0.432 5 Ronny Cedeno, R (3, 6) OBP: 0.139, SLG: 0.324		B B C F B F X 3-2 G4-3 1-2			X 0-0 F9	C X 0-1 BB 2-3 3-H 1B		C F X 0-2 G1-4-3		1 3	0 0	0 1	0 1	0 0	0 0	1 0
Jacque Jones, L (1, 8) OBP: 0.311, SLG: 0.340		X 0-0 2-H 1B			B S F B B B 4-2 FC5-4 BB	B S B B B 4-1 1-2 BB		C C X 0-2 G4-3		2	0	1	1	2	0	0
Jason Kendall, R (1, 2) OBP: 0.257, SLG: 0.270		1 SAFE C X 0-1 G5-3			B 1 B X 2-0 FC5-4 38 1B 1-2f	B C X 1-1 G6-3		B S S B S 2-3 K		4	0	0	0	0	1	5
38 Carlos Zambrano, S (1, 1) OBP: 0.255, SLG: 0.392 13 Will Ohman, L (7, 1) 49 Carlos Marmol, R (7, 1) 29 Ángel Pagán, S (8, 9) OBP: 0.326, SLG: 0.472			B F F S 1-3 K		C B X 1-1 1-2 1B		F F B X 1-2 G4-3		C B S B F S 2-3 K	3 0 0 1	0 0 0 0	1 0 0 0	0 0 0 0	1 0 0 1	0 0 0 0	0 0 0 0

Inning Stats	1	2	3	4	5	6	7	8	9
	R: 0 E: 0 K: 0 S: 5	H: 0 LOB: 0 BB: 0 P: 5	R: 1 E: 0 K: 0 S: 13	H: 2 LOB: 1 BB: 0 P: 20	R: 0 E: 0 K: 2 S: 7	H: 0 LOB: 0 BB: 0 P: 10	R: 0 E: 0 K: 0 S: 6	H: 0 LOB: 0 BB: 0 P: 10	R: 0 E: 0 K: 0 S: 8	H: 1 LOB: 2 BB: 1 P: 16	R: 1 E: 0 K: 0 S: 15	H: 4 LOB: 3 BB: 1 P: 28	R: 1 E: 1 K: 0 S: 14	H: 1 LOB: 2 BB: 1 P: 22	R: 0 E: 0 K: 1 S: 9	H: 0 LOB: 0 BB: 0 P: 11	R: 1 E: 0 K: 2 S: 18	H: 2 LOB: 2 BB: 1 P: 30

1B: 10 2B: 0 3B: 0 HR: 0	SF: 0 SAC: 0 DP: 0 HBP: 0	WP: 0 PB: 0 SB: 1 CS: 1	PA: 41
---	---	---	---

PITCHER		IP	WLS	BF	H	R	ER	SO	BB	IBB	HBP	BLK	WP	HR	S	P	ERA	WHIP
Kip Wells, R ERA: 5.57	(1, 1)	6.2	L	31	8	3	2	2	3	0	0	0	0	0	67	109	2.70	1.650
34 Randy Flores, L ERA: 4.63	(7, 1)	0.1		1	0	0	0	0	0	0	0	0	0	0	1	2	0.00	0.000
36 Russ Springer, R ERA: 2.92	(8, 1)	1.2		7	1	1	1	3	1	0	0	0	0	0	25	39	5.40	1.200
56 Kelvin Jimenez, R ERA: 10.27	(9, 1)	0.1		2	1	0	0	0	0	0	0	0	0	0	2	2	0.00	3.000

PITCHER	IP	WLS	BF	H	R	ER	SO	BB	IBB	HBP	BLK	WP	HR	S	P	ERA	WHIP

TOP

Chicago Cubs @ St. Louis Cardinals

Busch Stadium, St. Louis, MO

Tue Jul 24 2007, 7:10 PM CDT

Att. 45,436 - Clear - 82 F

livebaseballscorecards.com

AB	37
R	4
H	10
RBI	4
BB	4
SO	5
LOB	15

BOTTOM

Batter	1	2	3	4	5	6	7	8	9	AB	R	H	RBI	BB	SO	LOB
7 Adam Kennedy, L (1, 4) OBP: 0.291, SLG: 0.295	C B S B F B X 3-2 L8 ①		F B B X 2-1 F9 ③		D F F F B X 2-2 55 3B 1B 1-3		1 SAFE C F C F X 0-2 F8 ②		C B F 1 B F X SAFE 2-2 G4-3 ② 1-2	3	1	1	0	0	0	1
David Eckstein, R (7, PH) OBP: 0.346, SLG: 0.371 (8, 6)										2	0	0	0	0	0	2
55 Skip Schumaker, L (1, 9) OBP: 0.360, SLG: 0.467	C B X 1-1 G4-3 ②			X 0-0 G4-3 ①	S D F X 1-2 3B 2-H 3-H		C X 0-1 FC6 1-2		F C C X 0-2 E7 2-H 1B	3	0	1	2	0	0	0
43 Juan Encarnacion, R (7, PH) OBP: 0.317, SLG: 0.461										1	0	0	0	0	0	1
36 Russ Springer, R (8, 1)										0	0	0	0	0	0	0
56 Kelvin Jimenez, R (9, 1)										0	0	0	0	0	0	0
47 Ryan Ludwick, R (9, PH) OBP: 0.291, SLG: 0.483										1	0	1	0	0	0	0
5 Albert Pujols, R (1, 3) OBP: 0.420, SLG: 0.563	B F B X 2-1 G4-3 ③			C B S X 1-2 F9 ②	X 0-0 P4 ②		C C B B X 2-2 G5-3 ③		S B X 1-1 G4-3 ③	5	0	0	0	0	0	4
16 Chris Duncan, L (1, 7) OBP: 0.382, SLG: 0.564		F B B B F T 3-2 K ①		B F X 1-1 27 BB BB 1B	S F B F B S 2-3 K ③			F X 0-1 G3 ①		4	0	1	0	0	2	1
Jim Edmonds, L (1, 8) OBP: 0.301, SLG: 0.377		F B S B B C 2-3 K ②		S B B B B B 4-1 27 BB BB 1-2	X 0-0 F8 ①			B F B F F B X 3-2 L9 ②		3	0	0	0	1	1	0
27 Scott Rolen, R (1, 5) OBP: 0.340, SLG: 0.382		B B B C X 3-1 F8 ③		F B B B F B 4-2 BB 1-2 2-3	C B B X 2-1 P3 ②			C F B B B F X 3-2 1B		3	0	1	0	1	0	0
Aaron Miles, S (1, 6) OBP: 0.318, SLG: 0.313 (8, 4)			B B C F X 2-2 4 G4-3 2B	C B F B F X 2-2 F8 ③			C X 0-1 G4-3 ③	X 0-0 L9 ③		4	0	1	0	0	0	4
4 Yadier Molina, R (1, 2) OBP: 0.310, SLG: 0.302			B F X 1-1 G4-3 ① 2-3		B B C B X 3-1 P3 ①		B B B C F C F C 3-3 K ①		B X 1-0 47 E G4-3 1B	4	0	1	0	0	1	1
13 Brendan Ryan, R (9, PR) OBP: 0.365, SLG: 0.441										0	1	0	0	0	0	0
Kip Wells, R (1, 1) OBP: 0.286, SLG: 0.400			F F B B B D S 3-3 K ②		B X 1-0 7 1B 55 3B 1B		F B F B B B 4-2 43 E BB		C S F B X 1-2 F8 ①	2	1	1	0	0	1	1
34 Randy Flores, L (7, 1)										0	0	0	0	0	0	0
So Taguchi, R (7, PH) OBP: 0.355, SLG: 0.378 (8, 9)										1	0	0	0	1	0	1
Inning Stats	R: 0 H: 0 E: 0 LOB: 0 K: 0 BB: 0 S: 8 P: 14	R: 0 H: 0 E: 0 LOB: 0 K: 2 BB: 0 S: 8 P: 16	R: 0 H: 1 E: 0 LOB: 1 K: 1 BB: 0 S: 10 P: 18	R: 0 H: 1 E: 0 LOB: 3 K: 0 BB: 2 S: 13 P: 25	R: 2 H: 3 E: 0 LOB: 1 K: 1 BB: 0 S: 15 P: 24	R: 0 H: 0 E: 0 LOB: 0 K: 0 BB: 0 S: 5 P: 7	R: 0 H: 0 E: 1 LOB: 2 K: 1 BB: 1 S: 15 P: 24	R: 0 H: 1 E: 0 LOB: 1 K: 0 BB: 0 S: 11 P: 17	R: 1 H: 2 E: 1 LOB: 1 K: 0 BB: 0 S: 14 P: 19							

PITCHER	IP	WLS	BF	H	R	ER	SO	BB	IBB	HBP	BLK	WP	HR	S	P	ERA	WHIP
38 Carlos Zambrano, R (1, 1) ERA: 3.65	6.1	W	27	5	2	2	5	3	0	0	0	0	0	65	117	2.84	1.263
13 Will Ohman, L (7, 1) ERA: 4.28	0.1	H	1	0	0	0	0	0	0	0	0	0	0	4	4	0.00	0.000
49 Carlos Marmol, R (7, 1) ERA: 1.8	0.1	H	2	0	0	0	0	0	0	0	0	0	0	5	7	0.00	0.000
Bob Howry, R (8, 1) ERA: 4.2	1.0	H	4	1	0	0	0	0	0	0	0	0	0	11	17	0.00	1.000
46 Ryan Dempster, R (9, 1) ERA: 3.19	1.0	S	5	2	1	0	0	0	0	0	0	0	0	14	19	0.00	2.000

PITCHER	IP	WLS	BF	H	R	ER	SO	BB	IBB	HBP	BLK	WP	HR	S	P	ERA	WHIP

Chicago Cubs @ St. Louis Cardinals

Busch Stadium, St. Louis, MO

Tue Jul 24 2007, 7:10 PM CDT

Att. 45,436 - Clear - 82 F

livebaseballscorecards.com

AB	36
R	3
H	8
RBI	2
BB	3
SO	5
LOB	16

1B: 6	SF: 0	WP: 0	PA: 39
2B: 1	SAC: 0	PB: 0	
3B: 1	DP: 0	SB: 0	
HR: 0	HBP: 0	CS: 0	

Chicago Cubs @ St. Louis Cardinals

Busch Stadium, St. Louis, MO

Wed Jul 25 2007, 7:10 PM CDT

Att. 45,316 - Partly Cloudy - 83 F

livebaseballscorecards.com

TOP

Batter	1	2	3	4	5	6	7	8	9	AB	R	H	RBI	BB	SO	LOB
12 Alfonso Soriano, R (1, 7) OBP: 0.340, SLG: 0.518	F FA 92 B FA 91 B CU 73 F FA 92 S SL 86 2-3 ① K		C SL 85 B CU 74 F FA 91 B FA 93 B SL 87 S SL 85 3-3 ③ K		X FA 90 0-0 2 1B 3B	B SL 86 X SL 86 1-0 2B		B CH 89 X FA 93 1-0 1-2 1B		5	1	3	0	0	2	0
2 Ryan Theriot, R (1, 6) OBP: 0.342, SLG: 0.359	B FA 92 C FA 92 F SL 86 X CU 77 1-2 1B			X 0-0 ① G5-3	F FA 90 X FA 92 0-1 25 FC6-4 3-H 1B	B FA 93 X SL 86 1-0 ③ G6-3		C FA 94 B FA 93 X FA 94 1-1 ② F9		5	0	2	1	0	0	3
25 Derrek Lee, R (1, 3) OBP: 0.421, SLG: 0.497	F FA 92 B FA 91 B SL 86 F FA 92 S CU 76 2-3 ② K			B B B 4-0 15 1B 17 1B BB	1 SAFE C SL 85 S CU 76 X CU 77 0-2 ② FC6-4 16 2B 15 2B 1-2f		B FA 93 B SL 86 X SL 84 2-0 ① G4-3	C CU 78 C FA 93 D CU 79 D CU 80 S FA 94 2-3 ③ K		4	2	0	0	1	2	4
16 Aramis Ramirez, R (1, 5) OBP: 0.362, SLG: 0.559	X FA 92 0-0 ③ F8			B SL 85 C SL 85 B FA 92 B X 3-1 ② L7	B FA 92 D CU 74 B FA 91 F FA 90 X CU 75 3-1 15 2B 1-3 2B		B FA 94 B SL 86 F FA 93 S FA 93 B FA 93 F SL 86 X FA 94 3-2 15 G4-3 2B		X FA 92 0-0 ① G5-3	5	1	2	0	0	0	2
15 Cliff Floyd, L (1, 9) OBP: 0.356, SLG: 0.393 29 Ángel Pagán, S (7, 9) OBP: 0.324, SLG: 0.469		C FA 90 C FA 92 B CU 76 B CH 83 S CH 83 2-3 ① K		B FA 93 F FA 93 B CH 83 X 2-1 17 1B 1-2 1B	B FA 93 X CH 83 1-0 17 1B 2-H 3-H 2B		F FA 93 B FA 94 F FA 94 X CH 84 1-2 ② G4-3 2-3		B FA 89 T FA 92 B FA 93 F FA 93 X FA 91 2-2 ② F7	4 1	2 0	2 0	2 0	0 0	1 0	1 0
17 Mike Fontenot, L (1, 4) OBP: 0.372, SLG: 0.500		B FA 92 F FA 92 F CH 83 X CU 75 1-2 ② G5-3		C CU 73 B CU 74 X CH 85 1-1 1B 1-3 2-H 1B	F FA 91 B SL 85 B FA 92 B FA 90 X FA 90 3-1 2-H 1B		S FS 85 D FS 85 F FA 93 X FS 86 1-2 ③ G1-3		C FA 92 B CU 78 S FA 91 F FA 93 X CU 77 1-2 ③ G6-3	5	0	2	2	0	0	1
Jacque Jones, L (1, 8) OBP: 0.314, SLG: 0.347		B FA 92 X CH 83 1-0 ③ G3		S CU 74 D CU 75 X CU 73 1-1 1-3 3-H 1B	S SL 87 S CH 84 X SL 85 0-2 ③ G3			B FA 92 C FA 92 B CU 78 X FA 92 2-1 G3 30 1B 2B		4	1	2	1	0	0	1
Koyie Hill, S (1, 2) OBP: 0.238, SLG: 0.297			C CU 72 C CU 72 B CU 77 C FA 93 1-3 ① K	F FA 91 B CU 73 X CU 74 1-1 ③ G4-3		X FA 93 0-0 ① F8		B CU 78 C FA 93 S FA 92 X CU 79 1-2 ① G3 2-3		4	0	0	0	0	1	3
30 Ted Lilly, L (1, 1) OBP: 0.167, SLG: 0.167 43 Michael Wuertz, R (8, 1) 47 Scott Eyre, L (9, 1)			C FA 91 B FA 92 B FA 92 F FA 92 F FA 92 F CU 74 B SL 85 F FA 90 S FA 91 3-3 ② K		F FA 88 F FA 90 S FA 91 0-3 ① K	C FA 92 B FA 93 C FA 93 X FA 94 1-2 ② F7		X FA 93 0-0 12 1B 3-H 1B		4 0 0	0 0 0	1 0 0	1 0 0	0 0 0	2 0 0	0 0 0
Inning Stats	R: 0 E: 0 K: 2 S: 10 H: 1 LOB: 1 BB: 0 P: 15	R: 0 E: 0 K: 1 S: 7 H: 0 LOB: 0 BB: 0 P: 11	R: 0 E: 0 K: 3 S: 12 H: 0 LOB: 0 BB: 0 P: 19	R: 2 E: 0 K: 0 S: 11 H: 3 LOB: 2 BB: 1 P: 23	R: 4 E: 0 K: 1 S: 17 H: 5 LOB: 1 BB: 0 P: 24	R: 0 E: 0 K: 0 S: 6 H: 1 LOB: 1 BB: 0 P: 9	R: 0 E: 0 K: 0 S: 11 H: 1 LOB: 1 BB: 0 P: 18	R: 1 E: 0 K: 1 S: 12 H: 3 LOB: 2 BB: 0 P: 19	R: 0 E: 0 K: 0 S: 8 H: 0 LOB: 0 BB: 0 P: 11	1B: 8 2B: 5 3B: 1 HR: 0	SF: 0 SAC: 0 DP: 0 HBP: 0			WP: 0 PB: 0 SB: 0 CS: 0	PA: 42		

	AB	41
	R	7
	H	14
	RBI	7
	BB	1
	SO	8
	LOB	15

PITCHER		IP	WLS	BF	H	R	ER	SO	BB	IBB	HBP	BLK	WP	HR	S	P	ERA	WHIP
50 Adam Wainwright, R ERA: 4.45	(1, 1)	5.0	L	25	9	6	6	7	1	0	0	0	0	0	57	92	10.80	2.000
56 Kelvin Jimenez, R ERA: 9.47	(6, 1)	2.0		8	2	0	0	0	0	0	0	0	0	0	17	27	0.00	1.000
Troy Percival, R ERA: 3.55	(8, 1)	2.0		9	3	1	1	1	0	0	0	0	0	0	20	30	4.50	1.500

PITCHER	IP	WLS	BF	H	R	ER	SO	BB	IBB	HBP	BLK	WP	HR	S	P	ERA	WHIP

BOTTOM

Chicago Cubs @ St. Louis Cardinals

Busch Stadium, St. Louis, MO

Wed Jul 25 2007, 7:10 PM CDT

Att. 45,316 - Partly Cloudy - 83 F

livebaseballscorecards.com

Batter	1	2	3	4	5	6	7	8	9	AB	R	H	RBI	BB	SO	LOB
David Eckstein, R (1, 6) OBP: 0.340, SLG: 0.364	C FA 85 X FA 87 0-1 ① P6		1 SAFE B CU 72 1 SAFE C CU 71 1 SAFE C CU 71 X CU 72 1-2 ②③ G4-3 1-2f		C FA 86 X FA 86 0-1 ③ P5		C FA 90 F FA 90 F SL 85 B CU 74 F FA 91 X SL 86 1-2 ③ G4-3			4	0	0	0	0	0	4
So Taguchi, R (1, 8) OBP: 0.358, SLG: 0.377	B FA 87 C FA 88 X FA 88 1-1 ② G6-3			F CH 77 B CH 76 B CH 78 B FA 90 B SL 84 4-1 43 E 43 S 43 1B BB		F FA 89 X CH 80 0-1 ① G5-3		C SL 85 S SL 85 X SL 84 0-2 5 G5-4-3 1B		3	1	1	0	1	0	0
5 Albert Pujols, R (1, 3) OBP: 0.416, SLG: 0.556	C FA 90 B CH 80 X FA 90 1-1 ③ F8			F FA 92 C CU 75 X FA 93 0-2 ① P3		C FA 92 X CH 81 0-1 ② F8		B FA 92 C SL 85 X SL 86 1-1 ①② G5-4-3 1-2f		4	0	0	0	0	0	2
43 Juan Encarnacion, R (1, 9) OBP: 0.329, SLG: 0.471		B FA 88 S CH 78 F CH 80 B FA 90 X FA 91 2-2 27 G6-4-3 1B		C CU 74 1 SAFE B CU 74 F FA 92 X FA 92 1-2 1-H 1B		C FA 90 X FA 91 0-1 1B		S SL 86 X SL 88 0-1 1B		4	0	4	1	0	0	0
27 Scott Rolen, R (1, 5) OBP: 0.336, SLG: 0.376		X FA 91 0-0 ①② G6-4-3 1-2f		B CU 74 C FA 91 B CU 75 B SL 84 X FA 92 3-1 ② F7		X FA 90 0-0 ③ P3		B FA 92 X FA 92 1-0 ③ F8		4	0	0	0	0	0	4
16 Chris Duncan, L (1, 7) OBP: 0.381, SLG: 0.559		C FA 91 B FA 90 X FA 88 1-1 1B		B FC 87 C FA 92 X FA 92 1-1 ③ G4-3			X FA 89 0-0 ① G4-3		C FA 92 X SL 83 0-1 ① F9	4	0	1	0	0	0	1
4 Yadier Molina, R (1, 2) OBP: 0.308, SLG: 0.297		C FA 91 D CU 74 B FA 90 F FC 85 S FA 91 2-3 ③ K			B FA 88 F SL 82 X SL 84 1-1 ① F8		B FA 90 X FA 89 1-0 ② L4		B FA 92 B FA 91 B FA 92 B FA 91 4-0 13 G6-4-3 BB	3	0	0	0	1	1	1
13 Brendan Ryan, R (1, 4) OBP: 0.388, SLG: 0.452			C FA 87 B CU 71 B CU 70 L FA 89 X CU 71 2-2 G4-3 1B		B FA 86 B FA 86 B FA 84 B FA 84 4-0 55 G6-3 BB		B FA 91 X FA 90 1-0 47 BB 1B		C FA 91 X SL 81 0-1 ②③ G6-4-3 1-2f	3	0	2	0	1	0	1
50 Adam Wainwright, R (1, 1) OBP: 0.297, SLG: 0.343 55 Skip Schumaker, L (5, PH) OBP: 0.356, SLG: 0.462 56 Kelvin Jimenez, R (6, 1) 47 Ryan Ludwick, R (7, PH) OBP: 0.296, SLG: 0.483 Troy Percival, R (8, 1)			L FA 92 C FA 92 B B 1 SAFE C 2-3 ① K		X FA 87 0-0 ② G6-3 1-2		B FA 91 F FA 91 B FA 92 B SL 86 B FA 91 4-1 1-2 BB			1 1 0 0 0	0 0 0 0 0	0 0 0 0 0	0 0 0 1 0	1 0 0 0 0	1 0 0 0 0	1 1 0 0 0
Inning Stats	R: 0 E: 0 K: 0 S: 6 H: 0 LOB: 0 BB: 0 P: 8	R: 0 E: 0 K: 1 S: 9 H: 2 LOB: 1 BB: 0 P: 14	R: 0 E: 0 K: 1 S: 9 H: 1 LOB: 0 BB: 0 P: 14	R: 1 E: 0 K: 0 S: 11 H: 1 LOB: 1 BB: 1 P: 20	R: 0 E: 0 K: 0 S: 5 H: 0 LOB: 1 BB: 1 P: 10	R: 0 E: 0 K: 0 S: 7 H: 1 LOB: 1 BB: 0 P: 7	R: 0 E: 0 K: 0 S: 9 H: 1 LOB: 2 BB: 1 P: 16	R: 0 E: 0 K: 0 S: 8 H: 2 LOB: 1 BB: 0 P: 10	R: 0 E: 0 K: 0 S: 4 H: 0 LOB: 0 BB: 1 P: 8	1B: 8 2B: 0 3B: 0 HR: 0	SF: 0 SAC: 0 DP: 4 HBP: 0		WP: 0 PB: 0 SB: 1 CS: 0	PA: 35			

	AB	31
	R	1
	H	8
	RBI	1
	BB	4
	SO	2
	LOB	15

PITCHER		IP	WLS	BF	H	R	ER	SO	BB	IBB	HBP	BLK	WP	HR	S	P	ERA	WHIP
30 Ted Lilly, L ERA: 3.46	(1, 1)	7.0	W	28	6	1	1	2	3	0	0	0	0	0	56	89	1.29	1.286
43 Michael Wuertz, R ERA: 3.8	(8, 1)	1.0		4	2	0	0	0	0	0	0	0	0	0	8	10	0.00	2.000
47 Scott Eyre, L ERA: 6.06	(9, 1)	1.0		3	0	0	0	0	1	0	0	0	0	0	4	8	0.00	1.000

PITCHER	IP	WLS	BF	H	R	ER	SO	BB	IBB	HBP	BLK	WP	HR	S	P	ERA	WHIP

Chicago Cubs @ St. Louis Cardinals

Busch Stadium, St. Louis, MO

Thu Jul 26 2007, 7:10 PM CDT

Att. 45,308 - Clear - 89 F

TOP

livebaseballscorecards.com

Batter	1	2	3	4	5	6	7	8	9	AB	R	H	RBI	BB	SO	LOB
12 Alfonso Soriano, R (1, 7) OBP: 0.338, SLG: 0.514	B FA 91 X FA 92 1-0 ① L5		C SL 87 D SL 80 X CU 78 1-1 ③ F7		F FA 89 X FA 88 0-1 ③ F7		B FA 92 X CH 79 1-0 ③ P4			3	0	0	0	0	0	2
29 Ángel Pagán, S (7, PH) OBP: 0.321, SLG: 0.465 (7, 7)										1	0	0	0	0	0	2
2 Ryan Theriot, R (1, 6) OBP: 0.341, SLG: 0.355	B FA 93 C FA 91 C SL 88 X FA 91 1-2 ② G5-3			B SL 84 B FA 90 B FA 90 C FA 88 F SI 89 B FA 88 4-2 15 1B BB		X FA 91 0-0 ① P3		B FA 94 B FA 93 B FA 94 C FA 94 X FA 93 3-1 ① F9		3	0	0	0	1	0	0
25 Derrek Lee, R (1, 3) OBP: 0.421, SLG: 0.504	S FA 93 C FA 93 B FA 94 B FA 92 S SL 82 2-3 ③ K			B FA 86 X FA 90 1-0 ① F9		B SL 85 C FA 92 B SL 80 C FA 92 F FA 92 X SL 81 2-2 HR		B FA 90 T FA 94 X FA 90 1-1 ② P4		3	1	1	1	0	1	1
9 Jake Fox, R (7, 3)										1	0	0	0	0	0	0
16 Aramis Ramirez, R (1, 5) OBP: 0.359, SLG: 0.554		B FA 92 F SL 86 S SL 87 B SL 80 X SL 86 2-2 ① G6-3		C SL 85 C FA 90 B SL 85 X FA 90 1-2 ② P6		B SL 87 X FA 91 1-0 ② P4		F FA 94 S CU 81 B CU 81 F FA 91 X SL 89 1-2 15 1B 1B		3	0	0	0	0	0	1
56 Billy Petrick, R (6, 1)										0	0	0	0	0	0	0
13 Will Ohman, L (7, 1)										0	0	0	0	0	0	0
Koyie Hill, S (8, PH) OBP: 0.247, SLG: 0.307 (8, 9)										1	0	1	0	0	0	0
15 Cliff Floyd, L (1, 9) OBP: 0.359, SLG: 0.396		B FA 93 X FA 92 1-0 ② G6-3		1 SAFE B FA 91 C FA 92 B FA 91 X CH 80 2-1 1-3 1B		B FA 92 F FA 92 F FA 91 B FA 91 X FA 92 2-2 ③ G4-3		F FC 90 X FA 90 0-1 1-3 1B		4	0	2	0	0	0	0
43 Michael Wuertz, R (8, 1)										0	0	0	0	0	0	0
17 Mike Fontenot, L (1, 4) OBP: 0.362, SLG: 0.486		C FA 93 S FA 91 B FA 93 S CH 83 1-3 ③ K		C CH 82 S CH 81 D CH 81 X FA 90 1-2 ③ F8			B FA 91 X CH 80 1-0 ① G3-1	B FA 91 X FC 90 1-0 ③ G4-3		4	0	0	0	0	1	4
Jacque Jones, L (1, 8) OBP: 0.313, SLG: 0.343			C CH 81 B FA 91 S FA 91 B CH 82 X CH 82 2-2 ① F8		B FA 92 B SL 84 X FA 90 2-0 ① G4-3		B FA 90 F CH 81 F FA 92 B SL 85 B CH 81 B FA 91 4-2 5 1B BB		B FA 90 C FA 91 F SL 82 F SL 84 S SL 84 1-3 ① K	3	0	0	0	1	1	0
Jason Kendall, R (1, 2) OBP: 0.260, SLG: 0.277			B FA 92 C FA 91 X FA 90 1-1 1B		C FA 92 C SL 80 F FA 92 F FA 90 B FA 90 B SL 80 X FA 90 2-2 G3 2B		B FA 89 X FA 90 1-0 ② F7		B FA 91 C FA 91 X FA 91 1-1 ② G6-3	4	0	2	0	0	0	1
Jason Marquis, L (1, 1) OBP: 0.170, SLG: 0.261			B FA 92 1 SAFE F FA 90 S CH 82 1 SAFE S CH 80 1-3 ② K		S CH 82 L SL 84 B CH 79 B FA 90 F CH 80 F FA 90 F CH 80 X CH 81 2-2 ② G3 2-3		B FA 91 C FA 91 F FA 90 X SL 85 1-2 1-2 1B		B FA 91 C FA 91 F FA 91 F SL 84 X FA 90 1-2 ③ L5	2	0	0	0	0	1	2
5 Ronny Cedeno, R (6, 5) OBP: 0.158, SLG: 0.333										2	0	1	0	0	0	0

	AB	34
	R	1
	H	7
	RBI	1
	BB	2
	SO	4
	LOB	13

Inning Stats										
	R: 0	H: 0	R: 0	H: 0	R: 0	H: 1	R: 0	H: 1	R: 1	H: 1
	E: 0	LOB: 0	E: 0	LOB: 0	E: 0	LOB: 1	E: 0	LOB: 1	E: 0	LOB: 0
	K: 1	BB: 0	K: 1	BB: 0	K: 1	BB: 0	K: 0	BB: 0	K: 0	BB: 0
	S: 7	P: 11	S: 7	P: 11	S: 10	P: 15	S: 11	P: 20	S: 14	P: 20

Inning Stats									
	R: 0	H: 1	R: 0	H: 2	R: 0	H: 0	1B: 5	SF: 0	WP: 0	PA: 36
	E: 0	LOB: 2	E: 0	LOB: 2	E: 0	LOB: 0	2B: 1	SAC: 0	PB: 0	
	K: 0	BB: 1	K: 0	BB: 0	K: 1	BB: 0	3B: 0	DP: 0	SB: 0	
	S: 9	P: 14	S: 11	P: 17	S: 10	P: 13	HR: 1	HBP: 0	CS: 0	

PITCHER		IP	WLS	BF	H	R	ER	SO	BB	IBB	HBP	BLK	WP	HR	S	P	ERA	WHIP
Braden Looper, R ERA: 4.85	(1, 1)	7.0	W	28	5	1	1	3	2	0	0	0	0	1	66	107	1.29	1.000
44 Jason Isringhausen, R ERA: 1.52	(8, 1)	1.0		5	2	0	0	0	0	0	0	0	0	0	11	17	0.00	2.000
34 Randy Flores, L ERA: 4.5	(9, 1)	1.0		3	0	0	0	1	0	0	0	0	0	0	10	13	0.00	0.000

PITCHER		IP	WLS	BF	H	R	ER	SO	BB	IBB	HBP	BLK	WP	HR	S	P	ERA	WHIP

BOTTOM

Chicago Cubs @ St. Louis Cardinals

Busch Stadium, St. Louis, MO

Thu Jul 26 2007, 7:10 PM CDT

Att. 45,308 - Clear - 89 F

livebaseballscorecards.com

Batter	1	2	3	4	5	6	7	8	9	AB	R	H	RBI	BB	SO	LOB
David Eckstein, R (1, 6) OBP: 0.343, SLG: 0.366	F FA 91 X SL 88 0-1 F8 S 1B		C FA 92 X FA 91 0-1 BB 1B		X FA 90 0-0 ① SH5-4 1-2 2-3	C SL 84 B SL 83 X FA 93 1-1 ① G3 1-2 2-3		B FA 90 X SL 85 1-0 ① G5-3		4	0	2	0	0	0	2
Jim Edmonds, L (1, 8) OBP: 0.305, SLG: 0.373 So Taguchi, R (8, 8) OBP: 0.356, SLG: 0.376	D FA 90 X FA 90 1-0 ① F8 1-3		B FA 91 B FA 88 F SL 86 B FA 93 S SL 86 B SL 88 4-2 1-2 BB		B CU 88 F SL 87 F FA 92 B FA 92 B FA 91 B CH 83 4-2 5 HBP 16 HR BB	B FA 93 X FA 93 1-0 ② FC3-2 5 HR 2-3 3-H		C SL 86 B FA 92 S SL 86 B SL 87 X SL 86 2-2 E6 5 1B		2 1	2 1	0 0	0 0	2 0	0 0	3 0
5 Albert Pujols, R (1, 3) OBP: 0.419, SLG: 0.564	S FA 92 D FA 92 F FA 89 X FA 92 1-2 ② P3		C FA 88 X FA 93 0-1 ③ P3		B FA 92 H FA 92 2-0 16 HR 1-2 2-3 3-H HBP	X FA 94 0-0 1-H 3-H HR		C SL 84 X SL 86 0-1 55 G4-6-3 2-H 1B		4	2	2	5	0	0	3
16 Chris Duncan, L (1, 7) OBP: 0.385, SLG: 0.570 55 Skip Schumaker, L (7, 7) OBP: 0.353, SLG: 0.457	X FA 88 0-0 ③ G6-3			B FA 91 F CH 84 B FA 87 F SL 86 B FA 91 F FA 90 F SL 86 F FA 92 B FA 86 4-2 43 G6-4-3 BB	C FA 88 C FA 92 B SL 85 F FA 86 F FA 92 B FA 91 X SL 82 2-2 1-H 2-H 3-H HR	B FA 94 B CU 83 B FA 91 B FA 89 4-0 BB		X FA 92 0-0 ② ③ G4-6-3 1-2f		2 1	1 0	1 0	4 0	2 0	0 0	1 1
43 Juan Encarnacion, R (1, 9) OBP: 0.323, SLG: 0.462 44 Jason Isringhausen, R (8, 1) 34 Randy Flores, L (9, 1)		B SL 86 C FA 93 B FA 90 X SL 88 2-1 ① G1-3		B FA 91 X FA 91 1-0 ① G6-4-3 1-2f ② C SL 86 X FA 92 0-1 ② G5-3		B SL 83 B FA 91 C FA 93 B FA 91 X FA 90 3-1 ③ F7				4 0 0	0 0 0	0 0 0	0 0 0	0 0 0	0 0 0	2 0 0
27 Scott Rolen, R (1, 5) OBP: 0.336, SLG: 0.386 13 Brendan Ryan, R (7, PH) OBP: 0.397, SLG: 0.452 (8, 5)		B FA 92 C FA 92 X FA 89 1-1 ② F9		X FA 92 0-0 HR	C SL 86 B CH 83 X SL 85 1-1 ③ F8		B FA 91 B FA 90 B FA 91 B FA 88 4-0 G5-3 4 BB BB			3 0	1 0	1 0	1 0	0 1	0 0	0 0
4 Yadier Molina, R (1, 2) OBP: 0.312, SLG: 0.297		B FA 92 F FA 92 X FA 92 1-1 ③ G5-3		F SL 87 S SL 87 B FA 92 B FA 91 F SL 86 F FA 86 B FA 92 S SL 84 3-3 ③ K		X FA 93 0-0 S 1B 1B 1B	C FA 91 B CH 82 B FA 91 B FA 91 C FA 90 F FA 90 B FA 90 4-2 G5-3 1-2 BB		3	1	1	0	1	1	0
Aaron Miles, S (1, 4) OBP: 0.321, SLG: 0.316			B FA 90 C FA 91 X CH 83 1-1 ① G4-3		C CU 71 X FA 86 0-1 SH5-4 BB 5 HBP 1B	B FA 93 X FA 92 1-0 G3 1B 1-2 FC3-2 1B	F FA 91 F SL 85 X SL 85 0-2 ① ② G5-3 1-2 2-3f			4	1	2	0	0	0	2
Braden Looper, R (1, 1) OBP: 0.265, SLG: 0.233 47 Ryan Ludwick, R (7, PH) OBP: 0.294, SLG: 0.479 (8, 9)			C FA 92 C FA 92 F FA 87 F FA 93 B FA 88 X FA 92 1-2 ② G1-3		B SL 84 B FA 90 L FA 89 D FA 90 B FA 88 4-1 5 HBP 16 HR 1-2 SH5-4 BB	L SL 83 B FA 92 C FA 93 F FA 94 B FA 91 X 2-2 FC3-2 G3 5 HR 1-2 2-H 1B	D SL 85 B FA 91 B FA 90 C FA 92 X FA 92 3-1 ③ L8			2 1	2 0	1 0	1 0	1 0	0 0	0 1
Inning Stats	R: 0 E: 0 K: 0 S: 7 H: 1 LOB: 1 BB: 0 P: 9	R: 0 E: 0 K: 0 S: 6 H: 0 LOB: 0 BB: 0 P: 10	R: 0 E: 0 K: 0 S: 13 H: 1 LOB: 2 BB: 1 P: 19	R: 1 E: 0 K: 1 S: 12 H: 1 LOB: 0 BB: 1 P: 20	R: 5 E: 0 K: 0 S: 15 H: 2 LOB: 0 BB: 2 P: 28	R: 4 E: 0 K: 0 S: 12 H: 4 LOB: 1 BB: 1 P: 24	R: 0 E: 0 K: 0 S: 8 H: 0 LOB: 1 BB: 2 P: 19	R: 1 E: 1 K: 0 S: 7 H: 1 LOB: 0 BB: 0 P: 10		1B: 7 2B: 0 3B: 0 HR: 3 SF: 0 SAC: 1 DP: 3 HBP: 1						

	AB	31
	R	11
	H	10
	RBI	11
	BB	7
	SO	1
	LOB	15

WP: 0 PB: 0 SB: 2 CS: 0 PA: 40

PITCHER		IP	WLS	BF	H	R	ER	SO	BB	IBB	HBP	BLK	WP	HR	S	P	ERA	WHIP
Jason Marquis, R ERA: 4.2	(1, 1)	5.0	L	24	5	6	6	1	4	0	1	0	0	2	53	86	10.80	1.800
56 Billy Petrick, R ERA: 7.45	(6, 1)	1.0		10	4	4	4	0	3	0	0	0	0	1	15	35	36.00	7.000
13 Will Ohman, L ERA: 4.13	(7, 1)	1.0		2	0	0	0	0	0	0	0	0	0	0	5	8	0.00	0.000
43 Michael Wuertz, R ERA: 3.72	(8, 1)	1.0		4	1	1	0	0	0	0	0	0	0	0	7	10	0.00	1.000

PITCHER	IP	WLS	BF	H	R	ER	SO	BB	IBB	HBP	BLK	WP	HR	S	P	ERA	WHIP

Batter	1	2	3	4	5	6	7	8	9	AB	R	H	RBI	BB	SO	LOB
12 Alfonso Soriano, R (1, 7) OBP: 0.334, SLG: 0.507	C FA 90 B FA 91 X CU 70 1-1 ① F9		X CU 75 0-0 ① P4			C CU 67 S SL 74 C FA 87 0-3 ① K		B FA 89 B FA 89 F CH 81 X CU 69 2-1 ② F8	C SL 84 X SL 84 0-1 ③ L4	5	0	0	0	0	1	3
2 Ryan Theriot, R (1, 6) OBP: 0.346, SLG: 0.362	C SL 79 X FA 92 0-1 E9 25 SF8 1B		B CH 76 B CU 71 B CU 72 C CH 80 B CU 75 4-1 25 G5-4-3 BB			B CH 78 C CH 79 B FA 89 X CU 73 2-1 ② F9		C CU 74 C FA 90 B SL 78 B SL 78 X CU 69 2-2 2-H 2B		3	1	2	1	1	0	0
25 Derrek Lee, R (1, 3) OBP: 0.416, SLG: 0.500	B FA 92 B FA 91 C FA 91 B FA 91 C CU 76 X CU 75 3-2 ② SF8 3-H		1 SAFE D CU 77 B CU 72 C FA 90 1 SAFE 1 SAFE C FA 89 F FA 90 F CU 77 2-2 ②③ X FA 81 G5-4-3 1-2f			B FA 90 C FA 90 B FA 90 C CU 68 S SL 77 2-3 ③ K		B FA 88 C FA 88 C SL 83 B SL 84 S SL 84 2-3 ③ K		3	0	0	1	0	2	2
16 Aramis Ramirez, R (1, 5) OBP: 0.358, SLG: 0.550	F CU 69 X FA 92 0-1 ③ G6-3			C CH 78 B FA 90 F FA 90 B FA 91 F FA 90 B FA 90 F CU 76 X CU 70 3-2 ① F7			C SL 74 X CH 74 0-1 ① L7		C FA 88 B FA 88 F FA 88 X SL 84 1-2 15 1B 1B	4	1	1	0	0	0	0
15 Cliff Floyd, L (1, 9) OBP: 0.357, SLG: 0.393 29 Ángel Pagán, S (9, PR) OBP: 0.321, SLG: 0.465 (9, 9)		X FA 90 0-0 ① P2		C CU 75 B CU 69 B CU 68 B FC 89 S CU 73 S SL 74 3-3 ② K			C FA 90 S SL 88 B CU 77 S CU 70 1-3 ② K2-3		F SL 87 X FA 88 0-1 FC4-6 1B 1-3 1B 1B	4	0	1	0	0	2	0
										0	1	0	0	0	0	0
Mark DeRosa, R (1, 4) OBP: 0.366, SLG: 0.439		B CH 77 C CU 73 B CU 76 F CU 72 F FA 90 B SL 78 X CU 71 3-2 F8 2B		C CH 78 X FA 90 0-1 ③ G5-3			C FA 90 B FA 90 C CU 74 B SL 77 B CU 69 X CU 70 3-2 1B		X SL 84 0-0 FC4-6 1-2 3-H 1B	4	0	3	1	0	0	0
Jacque Jones, L (1, 8) OBP: 0.309, SLG: 0.337		F FA 90 B FC 89 B FC 88 F CU 73 2 SAFE X FC 90 2-2 ② F8 2-3			C CU 70 F CU 67 B FC 88 B FC 89 B CH 80 F CU 74 X FA 89 3-2 ① G3		F FC 89 B FA 90 B CU 67 X CU 69 2-1 ③ G4-3		F FA 88 X FA 90 0-1 ① FC4-6 17 1B 1B 1-2f 2-3	4	0	0	0	0	0	4
Jason Kendall, R (1, 2) OBP: 0.263, SLG: 0.277		C FA 91 B FA 91 F FA 91 F FA 92 H CU 76 2-2 HBP			C CU 72 C CU 75 B FA 90 B CU 76 X CH 82 2-2 ② G6-3			B CU 72 C SL 77 X CU 75 1-1 ① L8	B FA 88 B SL 85 C FA 89 X FA 88 2-1 17 1B 1-2 3-H 1B	3	0	1	1	0	0	0
53 Rich Hill, L (1, 1) ERA: 4.50, SLG: 0.182 57 Rocky Cherry, R (8, 1) 13 Will Ohman, L (8, 1) 43 Michael Wuertz, R (7, 1) 19 Matt Murton, R (9, PH) OBP: 0.308, SLG: 0.333 47 Scott Eyre, L (8, 1) 49 Carlos Marmol, R (8, 1) 17 Mike Fontenot, L (9, PH) OBP: 0.368, SLG: 0.368 Bob Howry, L (8, 1)		B FC 90 F CU 73 S FC 90 F FC 90 S CU 76 1-3 ③ K		B FA 89 X FC 87 1-0 ③ G6-3			C FA 90 C CU 76 B SL 79 X SL 76 1-2 E6 2 2B	B FA 88 X FA 89 1-0 ② 1-2 2-H 1B	2 0 0 0 0 1 2 0 0 0 0 0 0 0 0 0 0 0 0 0 0 0 0 0 0 0 0 0 1 1 0 0 0 0 0 0 0 0 0 0 0 0 0 0 0 0 0 0 0 1 0 1 0 0 0 0 0 0 0 0 0 0 0						
Inning Stats	R: 1 E: 1 K: 0 S: 9 H: 1 LOB: 0 BB: 0 P: 13	R: 0 E: 0 K: 1 S: 15 H: 1 LOB: 2 BB: 0 P: 23	R: 0 E: 0 K: 0 S: 7 H: 0 LOB: 0 BB: 1 P: 13	R: 0 E: 0 K: 1 S: 10 H: 0 LOB: 0 BB: 0 P: 16	R: 0 E: 0 K: 0 S: 8 H: 0 LOB: 0 BB: 0 P: 14	R: 0 E: 0 K: 2 S: 8 H: 0 LOB: 0 BB: 0 P: 12	R: 0 E: 0 K: 1 S: 10 H: 1 LOB: 0 BB: 0 P: 16	R: 1 E: 1 K: 1 S: 13 H: 1 LOB: 1 BB: 0 P: 21	R: 2 E: 0 K: 0 S: 13 H: 5 LOB: 2 BB: 0 P: 17	1B: 7 2B: 2 3B: 0 HR: 0 SF: 1 SAC: 0 DP: 1 HBP: 1						

PITCHER		IP	WLS	BF	H	R	ER	SO	BB	IBB	HBP	BLK	WP	HR	S	P	ERA	WHIP
61 Bronson Arroyo, R ERA: 4.33	(1, 1)	7.2		29	4	2	0	5	1	0	1	0	0	0	77	123	0.00	0.652
25 David Weathers, R ERA: 3.35	(8, 1)	1.1	W	8	5	2	2	1	0	0	0	0	0	0	16	22	13.50	3.750

PITCHER	IP	WLS	BF	H	R	ER	SO	BB	IBB	HBP	BLK	WP	HR	S	P	ERA	WHIP

TOP

Chicago Cubs @ Cincinnati Reds

Great American Ball Park, Cincinnati, OH

Fri Jul 27 2007, 7:10 PM EDT

Att. 36,635 - Rain - 69 F

livebaseballscorecards.com

AB	34
R	4
H	9
RBI	4
BB	1
SO	6
LOB	11

Chicago Cubs @ Cincinnati Reds

Great American Ball Park, Cincinnati, OH

Fri Jul 27 2007, 7:10 PM EDT

Att. 36,635 - Rain - 69 F

BOTTOM

livebaseballscorecards.com

Batter	1	2	3	4	5	6	7	8	9	AB	R	H	RBI	BB	SO	LOB
6 Ryan Freel, R (1, 8) OBP: 0.310, SLG: 0.354	F FA 86 B FA 91 S FA 83 B FA 91 C FA 90 2-3 ① K		B CH 80 C FA 89 X CU 74 1-1 G4-3 4 2B 27 SH1-3 1B	B FA 90 C CH 82 F FA 90 F SL 82 S FA 90 1-3 ③ K		1 SAFE H FA 89 1-0 27 2B 27 E 1-2 HBP		B FA 90 F FA 90 X CH 81 1-1 27 G4-3 2B		4	2	2	0	0	2	1
27 Jeff Keppinger, R (1, 6) OBP: 0.392, SLG: 0.500	B FA 90 F FA 84 F FA 91 B CU 73 B CU 73 F FA 90 H FA 90 4-2 BB HBP		X FA 89 0-0 ① SH1-3 1-2		X SL 83 0-0 1B BB 1B	C SL 82 B SL 82 X FA 91 1-1 E7 G6-3 1-H 2-H 2B		B FA 90 C SL 81 X FA 91 1-1 ② G4-3 2-3		3	0	2	1	0	0	1
Ken Griffey Jr., L (1, 9) OBP: 0.388, SLG: 0.532	B FA 89 C FA 90 C FA 90 B SL 84 F CU 73 1 SAFE B FA 90 B CU 71 4-2 1-2 BB		C SL 82 X CU 73 0-1 ② G4-3 2-3		B SL 83 1 SAFE C FA 88 F CU 72 B SL 82 B FA 89 B FA 89 4-2 1B 1-2 BB	C SL 81 X FA 89 0-1 ② G6-3 2-3		B SL 88 F SL 86 F FA 91 D SL 85 B SL 86 D SL 85 4-2 BB		2	0	0	0	3	0	2
4 Brandon Phillips, R (1, 4) OBP: 0.326, SLG: 0.480	C CU 72 F SL 82 B FA 90 S FA 90 1-3 ② K		C CU 74 S FA 91 F FA 91 F FA 92 D CU 75 B FA 92 X FA 91 2-2 S 3-H 2B		D CU 72 F SL 82 B B CH 82 C FA 87 X FA 88 3-2 ① F7	F SL 83 X SL 84 0-1 ③ P3		C CU 80 C CU 81 F SL 80 F FA 94 X SL 82 0-2 ③ F9		5	0	1	1	0	1	7
Adam Dunn, L (1, 7) OBP: 0.368, SLG: 0.554 30 Norris Hopper, R (8, 7) OBP: 0.327, SLG: 0.349	B CU 73 F FA 90 C CU 78 S FA 91 1-3 ③ K		B CU 72 S FA 90 C CU 80 F FA 92 B CU 74 X FA 90 2-2 ③ F7 2-3		C CU 71 B CU 72 F FA 88 B SL 82 F CU 71 F FA 89 C SL 82 2-3 ② K		C SL 81 S SL 83 F FA 91 B FA 90 X SL 83 1-2 ① G3		F FA 93 X FA 93 0-1 9 SH3-4 28 1B 1B	4 1	0 1	0 1	0 0	0 0	2 0	5 0
Jeff Conine, R (1, 3) OBP: 0.328, SLG: 0.409 25 David Weathers, R (8, 1) 9 Juan Castro, R (9, PH) OBP: 0.202, SLG: 0.236		X FA 89 0-0 2B		X CU 72 0-0 ① G6-3	B CU 70 C CU 70 X CU 71 1-1 28 FC6-4 1-2 2-3 1B		B SL 83 C SL 83 B SL 84 S SL 84 B SL 86 X SL 84 3-2 1B		X FA 93 0-0 ① SH3-4 1-2	4 0 0	0 0 0	3 0 0	0 0 0	0 0 0	0 0 0	0 0 0
28 Edwin Encarnación, R (1, 5) OBP: 0.339, SLG: 0.373		B CU 71 C CU 72 F FA 90 F FA 91 F SL 82 S FA 90 1-3 ① K		B FA 89 B CH 82 X FA 90 2-0 HR	B SL 83 D CH 80 F FA 88 X FA 88 2-1 ③ FC6-4 1-2f		S SL 82 S SL 84 T SL 84 0-2 ② K		B FA 94 F SL 84 F FA 94 B FA 92 B FA 94 X FA 94 3-2 2-H 1B	5	1	2	2	0	2	5
26 David Ross, R (1, 2) OBP: 0.253, SLG: 0.401		B CU 73 B FA 90 X FA 90 2-0 ② P4		B FA 90 B FA 89 B FA 89 B FA 89 4-0 BB		C SL 82 F FA 91 B SL 82 B SL 82 B FA 90 B SL 82 4-2 6 HBP 27 2B BB	B FA 89 C SL 82 D SL 84 F FA 90 F SL 85 B SL 84 F SL 84 C FA 90 3-3 ③ K			2	1	0	0	2	1	2
61 Bronson Arroyo, R (1, 1) OBP: 0.122, SLG: 0.149 Scott Hatteberg, L (8, 3) OBP: 0.405, SLG: 0.477		B CU 73 B FA 90 C FA 90 F FA 90 C CU 74 2-3 ③ K		L FA 90 C CU 72 C CU 72 0-3 ② K		L SL 81 C SL 81 B SL 81 S FA 90 1-3 ① K		X FA 89 0-0 ① F9		3 1	0 0	0 0	0 0	0 0	3 0	3 0
Inning Stats	R: 0 E: 0 K: 3 S: 15 H: 0 LOB: 2 BB: 1 P: 27	R: 0 E: 0 K: 2 S: 10 H: 1 LOB: 1 BB: 0 P: 15	R: 1 E: 0 K: 0 S: 14 H: 2 LOB: 1 BB: 0 P: 19	R: 1 E: 0 K: 2 S: 9 H: 1 LOB: 1 BB: 1 P: 16	R: 0 E: 0 K: 1 S: 15 H: 2 LOB: 3 BB: 1 P: 27	R: 2 E: 1 K: 1 S: 11 H: 1 LOB: 1 BB: 1 P: 18	R: 0 E: 0 K: 2 S: 15 H: 1 LOB: 1 BB: 0 P: 22	R: 0 E: 0 K: 0 S: 12 H: 1 LOB: 2 BB: 1 P: 18	R: 1 E: 0 K: 0 S: 7 H: 2 LOB: 1 BB: 0 P: 10	1B: 6 2B: 4 3B: 0 HR: 1 SF: 0 SAC: 2 DP: 0 HBP: 2						

AB	34
R	5
H	11
RBI	4
BB	5
SO	11
LOB	26

WP: 0 PA: 43
PB: 0
SB: 1
CS: 0

PITCHER		IP	WLS	BF	H	R	ER	SO	BB	IBB	HBP	BLK	WP	HR	S	P	ERA	WHIP
53 Rich Hill, L ERA: 3.59	(1, 1)	5.0		25	6	2	2	8	3	0	1	0	0	1	63	104	3.60	1.800
57 Rocky Cherry, R ERA: 3.86	(6, 1)	0.1		4	1	2	2	1	1	0	1	0	0	0	7	14	54.00	6.000
13 Will Ohman, L ERA: 3.99	(6, 1)	1.0		3	0	0	0	0	0	0	0	0	0	0	8	9	0.00	0.000
43 Michael Wuertz, R ERA: 3.66	(7, 1)	0.2		3	1	0	0	2	0	0	0	0	0	0	11	17	0.00	1.500
47 Scott Eyre, L ERA: 5.94	(8, 1)	0.2		4	1	0	0	0	1	0	0	0	0	0	7	13	0.00	3.000

PITCHER		IP	WLS	BF	H	R	ER	SO	BB	IBB	HBP	BLK	WP	HR	S	P	ERA	WHIP
49 Carlos Marmol, R ERA: 1.78	(8, 1)	0.1		1	0	0	0	0	0	0	0	0	0	0	5	5	0.00	0.000
Bob Howry, R ERA: 4.35	(9, 1)	0.1	L	3	2	1	1	0	0	0	0	0	0	0	7	10	27.00	6.000

TOP

Chicago Cubs @ Cincinnati Reds

Great American Ball Park, Cincinnati, OH

Sat Jul 28 2007, 7:10 PM EDT

Att. 42,365 - Cloudy - 81 F

livebaseballscorecards.com

Batter	1	2	3	4	5	6	7	8	9	AB	R	H	RBI	BB	SO	LOB
12 Alfonso Soriano, R (1, 7) OBP: 0.337, SLG: 0.523	C FA 86 B CH 86 S CU 74 X SL 78 1-2 ① F7	B SL 86 F FA 93 X SL 86 1-1 2-H 3-H HR			X FA 90 0-0 ① 15 2B 2-H 1B		B CU 76 S CU 76 B FA 90 S CH 85 F CU 78 S SL 84 2-3 ① K		B SL 85 F FA 94 X FA 94 1-1 1-H HR	5	3	3	5	0	1	0
2 Ryan Theriot, R (1, 6) OBP: 0.347, SLG: 0.358	C FA 86 B CH 86 B CH 86 B FA 88 B FA 87 4-1 25 HR BB	B FA 93 B FA 92 B FA 92 B FA 91 4-0 25 CS BB			C FA 92 F SL 84 B SL 85 F SL 84 B FA 91 X SL 84 2-2 ② L9		B SL 85 B FA 90 C FA 90 B FA 88 C FA 88 X FA 89 3-2 ② F9		C FA 94 S FA 93 B SL 86 F FA 94 F FA 94 B FA 88 S SL 84 2-3 ② K	3	1	0	0	2	1	1
25 Derrek Lee, R (1, 3) OBP: 0.419, SLG: 0.507	B FA 88 B FA 90 1 SAFE F FA 88 X FA 87 2-1 1-H HR	C FA 92 1 SAFE 0-1 ③ CS 1-2	B FA 91 B FA 91 B CH 83 B FA 90 4-0 15 G4-6-3 BB		I I IN 55 I IN 57 I 4-0 15 2B IBB		B FA 91 C CU 77 B FA 89 B FA 91 C FA 85 X CH 85 3-2 ③ G5-3		C FA 95 S FA 94 C FA 94 0-3 ③ K	3	1	1	2	2	1	0
15 Cliff Floyd, L (1, 9) OBP: 0.357, SLG: 0.397 29 Ángel Pagán, S (7, 9) OBP: 0.326, SLG: 0.477	B FA 85 F CH 86 X FA 86 1-1 ② F7		S SL 84 X SL 84 0-1 ① ② G4-6-3 1-2f		F FA 91 B SL 83 X FA 90 1-1 1-3 2-H 2B			C FA 86 S CH 79 X CU 69 0-2 2B		3 1	0 0	1 1	1 0	0 0	0 0	1 0
Mark DeRosa, R (1, 5) OBP: 0.365, SLG: 0.435	F FA 85 F CH 86 B SL 79 X SL 78 1-2 ③ F8		C FA 92 B FA 92 X SL 84 1-1 ③ G6-3		I IN 56 I IN 56 I IN 58 I IN 56 4-0 IBB			C FA 87 F SL 82 S FA 89 0-3 ① K		3	0	0	0	1	1	1
17 Mike Fontenot, L (1, 4) OBP: 0.359, SLG: 0.479 5 Ronny Cedeno, R (8, PH) OBP: 0.154, SLG: 0.324 (8, 4)		B FA 89 C FA 90 F SL 82 F FA 91 B CU 73 C FA 90 2-3 ① K		F CU 72 S SL 84 X SL 82 0-2 ① G3	S FA 87 B FA 88 C FA 88 S CU 77 1-3 ③ K			F CH 80 S FA 89 F FA 89 F SL 82 F CH 80 B CH 81 D CU 71 F SL 83 X 2-2 ② F8		3 1	0 0	0 0	0 0	0 0	2 0	3 1
Jacque Jones, L (1, 8) OBP: 0.308, SLG: 0.333	B SL 83 F FA 91 B FA 90 B FA 92 F FA 92 B FA 92 4-2 45 SH1-4 1B 12 HR BB			B SL 84 C SL 84 F SL 85 F FA 92 F SL 84 X FA 92 1-2 ② F7	C FA 88 B CH 78 B FA 89 X CH 80 2-1 ① L7			X SL 83 0-0 ③ G1-3		3	1	0	0	1	0	1
Jason Kendall, R (1, 2) OBP: 0.265, SLG: 0.280	B FA 92 B FA 92 C FA 92 X FA 92 2-1 45 SH1-4 12 HR 1-2 1B			C FA 92 C SL 84 B FA 92 S SL 83 1-3 ③ K	B FA 90 B FA 89 B FA 90 C FA 90 F FA 88 F FA 90 X FA 91 3-2 ② F8				X FA 94 0-0 12 HR 1B	4	2	2	0	0	1	0
45 Sean Marshall, L (1, 1) OBP: 0.100, SLG: 0.105 49 Carlos Marmol, R (7, 1) 19 Matt Murton, R (9, PH) OBP: 0.326, SLG: 0.331 46 Ryan Dempster, R (9, 1)		B FA 90 B FA 91 B FA 91 C FA 90 X FA 91 3-1 ② SH1-4 1-2 2-3			C FA 88 X SL 82 0-1 12 1B 2B		C FA 90 S CH 79 F CU 75 F SL 82 B FA 88 F CU 76 B FA 90 X FA 87 2-2 ③ F8		S FA 93 S FA 94 S FA 94 0-3 ① K	2 0 1 0	0 0 0 0	1 0 0 0	0 0 0 0	0 0 0 0	0 0 1 0	0 0 1 0

Inning Stats	1	2	3	4	5	6	7	8	9
	R: 2 E: 0 K: 0 S: 11	R: 3 E: 0 K: 1 S: 13	R: 0 E: 0 K: 0 S: 4	R: 0 E: 0 K: 1 S: 11	R: 1 E: 0 K: 1 S: 12	R: 0 E: 0 K: 0 S: 12	R: 0 E: 0 K: 1 S: 10	R: 0 E: 0 K: 1 S: 14	R: 2 E: 0 K: 3 S: 14
	H: 1 LOB: 0 BB: 1 P: 20	H: 2 LOB: 0 BB: 2 P: 29	H: 0 LOB: 0 BB: 1 P: 9	H: 0 LOB: 0 BB: 0 P: 13	H: 3 LOB: 3 BB: 2 P: 24	H: 0 LOB: 0 BB: 0 P: 19	H: 0 LOB: 0 BB: 0 P: 18	H: 1 LOB: 1 BB: 0 P: 16	H: 2 LOB: 0 BB: 0 P: 17

1B: 3	SF: 0
2B: 3	SAC: 1
3B: 0	DP: 1
HR: 3	HBP: 0

WP: 0	PA: 40
PB: 0	
SB: 0	
CS: 1	

AB	32
R	8
H	9
RBI	8
BB	6
SO	8
LOB	9

PITCHER		IP	WLS	BF	H	R	ER	SO	BB	IBB	HBP	BLK	WP	HR	S	P	ERA	WHIP
39 Aaron Harang, R ERA: 3.54	(1, 1)	1.0	L	5	1	2	2	0	1	0	0	0	0	1	11	20	18.00	2.000
Mike Gosling, L ERA: 4.5	(2, 1)	3.2		18	5	4	4	2	3	2	0	0	0	1	37	71	9.82	2.182
40 Jon Coutlangus, L ERA: 3.93	(5, 1)	0.1		1	0	0	0	1	0	0	0	0	0	0	3	4	0.00	0.000
Victor Santos, R ERA: 4.81	(6, 1)	2.0		6	0	0	0	1	0	0	0	0	0	0	22	37	0.00	0.000
Mike Stanton, L ERA: 5.25	(8, 1)	1.0		4	1	0	0	1	0	0	0	0	0	0	14	16	0.00	1.000

PITCHER		IP	WLS	BF	H	R	ER	SO	BB	IBB	HBP	BLK	WP	HR	S	P	ERA	WHIP
56 Todd Coffey, R ERA: 5.71	(9, 1)	1.0		5	2	2	2	3	0	0	0	0	0	1	14	17	18.00	2.000

BOTTOM

Batter	1	2	3	4	5	6	7	8	9	AB	R	H	RBI	BB	SO	LOB
6 Ryan Freel, R (1, 8) OBP: 0.308, SLG: 0.351	B FA 86 C FA 87 B FA 87 S SL 85 F SL 84 X SL 81 2-2 ① F8		B SL 85 F FA 88 D CH 84 B SL 85 C FA 88 F FA 88 S SL 85 3-3 ③ K		C FA 87 S CU 72 F CU 80 B FA 87 F CU 73 X FA 88 1-2 1-2 1B		C FA 95 B CU 80 B FA 95 C SL 81 S CU 80 2-3 ③ K		C SL 86 F SL 87 B FA 93 X CH 84 1-2 ② P5	5	0	1	0	0	2	6
30 Norris Hopper, R (1, 9) OBP: 0.323, SLG: 0.344	B FA 86 B FA 88 C FA 88 L SL 84 F SL 81 X SL 85 2-2 ② L9			X FA 86 0-0 E 4 1B G5-3 1B	B SL 84 F SL 85 X SL 83 1-1 ③ F7			C FA 94 B FA 94 B FA 95 X SL 82 2-1 ① G1-4-3	X SL 87 0-0 ③ FC6-4 1-2f	5	1	1	0	0	0	5
Jeff Conine, R (1, 3) OBP: 0.337, SLG: 0.416	C FA 88 B CU 74 B SL 84 F SL 85 B CU 74 X FA 87 3-2 ③ F8			S FA 87 B CH 83 B FA 88 F CH 83 F SL 84 X SL 83 2-2 E8 G3-1 1-3 1B		B FA 86 C FA 86 X CU 72 1-1 4 G1-6-3 1B		B SL 81 S FA 93 X CU 80 1-1 4 F8 4 WP 1B		4	0	3	0	0	0	0
4 Brandon Phillips, R (1, 4) OBP: 0.323, SLG: 0.475		C C FA 86 B CU 73 F FA 88 B FA 88 F CU 74 F SL 84 X FA 89 2-2 ① G5-3		X SL 86 0-0 ① G5-3 3-H	B SL 84 F FA 88 X CH 82 1-1 ①② G1-6-3 1-2f			S FA 94 S CU 80 B SL 82 X CU 80 1-2 ② F8 1-3		4	0	0	1	0	0	3
Adam Dunn, L (1, 7) OBP: 0.364, SLG: 0.548		B FA 89 F SL 86 C SL 83 B CU 74 C FA 89 2-3 ② K		D CU 73 S FA 89 C SL 85 F FA 90 B SL 83 F FA 89 X CU 75 2-2 ② G3-1 2-3		F FA 88 F SL 84 X CU 74 0-2 ③ L9		B FA 95 X FA 94 1-0 ③ P4		4	0	0	0	0	1	2
27 Jeff Keppinger, R (1, 6) OBP: 0.400, SLG: 0.520		C FA 88 X CH 83 0-1 ③ G4-3		X FA 86 0-0 ③ L7			B FA 85 C FA 85 X SL 83 1-1 26 1B 1B		X FA 90 0-0 26 BB 2B	4	0	2	0	0	0	1
28 Edwin Encarnación, R (1, 5) OBP: 0.338, SLG: 0.369			B CU 72 S FA 86 B CH 83 C SL 83 B CU 75 C SL 85 3-3 ① K		B CH 81 B FA 87 F FA 87 X SL 83 2-1 ① F8		B FA 93 C SL 82 S CU 81 X CU 80 1-2 ① P5		B SL 84 B SL 85 B FA 92 B FA 92 4-0 26 BB BB	3	0	0	0	1	1	1
26 David Ross, R (1, 2) OBP: 0.260, SLG: 0.404			X FA 88 0-0 FC2-6 1B		C SL 84 S CU 74 B FA 88 B CU 75 B CU 73 X FA 88 3-2 ② F8		X FA 94 0-0 1-2 1B		B SL 86 B FA 92 B FA 93 C FA 92 B FA 92 4-1 30 FC6-4 1-2 2-3 BB	3	0	2	0	1	0	0
39 Aaron Harang, R OBP: 0.143, SLG: 0.143 Mike Gosling, L (2, 1) 40 Jon Coutlangus, L (8, 1) 9 Juan Castro, R (5, PH) OBP: 0.211, SLG: 0.236 Victor Santos, R (8, 1) Ken Griffey Jr., L (7, PH) OBP: 0.467, SLG: 0.531 Mike Stanton, L (8, 1) 56 Todd Coffey, R (8, 1) Javier Valentin, S (9, PH) OBP: 0.500, SLG: 0.667			B FA 88 C FA 87 X FA 87 1-1 ② FC2-6 1-2f		F SL 83 B CH 83 B CH 82 F SL 82 B FA 88 B SL 84 4-2 6 1B BB		C SL 81 F FA 96 C SL 81 0-3 ② K		B SL 86 C FA 92 F SL 87 C SL 86 1-3 ① K	0 1 0 0 0 0 1 0 0 1	0 0 0 0 0 0 0 0 0 0	0 0 0 0 0 0 1 0 0 0	0 0 0 0 0 0 0 0 0 0	0 0 0 0 0 0 0 0 0 1	0 0 0 0 0 1 0 0 0 3	0 1 0 0 0 0 2 0 0 3
Inning Stats	R: 0 E: 0 K: 0 S: 11 H: 0 LOB: 0 BB: 0 P: 18	R: 0 E: 0 K: 1 S: 11 H: 0 LOB: 0 BB: 0 P: 15	R: 0 E: 0 K: 2 S: 10 H: 1 LOB: 1 BB: 0 P: 17	R: 1 E: 1 K: 0 S: 12 H: 2 LOB: 1 BB: 0 P: 16	R: 0 E: 0 K: 0 S: 14 H: 1 LOB: 2 BB: 1 P: 25	R: 0 E: 0 K: 0 S: 7 H: 1 LOB: 0 BB: 0 P: 9	R: 0 E: 0 K: 2 S: 12 H: 2 LOB: 2 BB: 0 P: 16	R: 0 E: 0 K: 0 S: 8 H: 1 LOB: 1 BB: 0 P: 13	R: 0 E: 0 K: 1 S: 9 H: 1 LOB: 3 BB: 2 P: 19	1B: 8 2B: 1 3B: 0 HR: 0	SF: 0 SAC: 0 DP: 1 HBP: 0	WP: 1 PB: 0 SB: 0 CS: 0	PA: 38			

PITCHER		IP	WLS	BF	H	R	ER	SO	BB	IBB	HBP	BLK	WP	HR	S	P	ERA	WHIP
45 Sean Marshall, L ERA: 3.1	(1, 1)	6.0	W	24	6	1	1	3	1	0	0	0	0	0	67	103	1.50	1.167
49 Carlos Marmol, R ERA: 1.69	(7, 1)	2.0		8	2	0	0	2	0	0	0	0	1	0	18	26	0.00	1.000
46 Ryan Dempster, R ERA: 3.11	(9, 1)	1.0		6	1	0	0	1	2	0	0	0	0	0	9	19	0.00	3.000

PITCHER	IP	WLS	BF	H	R	ER	SO	BB	IBB	HBP	BLK	WP	HR	S	P	ERA	WHIP

Chicago Cubs @ Cincinnati Reds

Great American Ball Park, Cincinnati, OH

Sat Jul 28 2007, 7:10 PM EDT

Att. 42,365 - Cloudy - 81 F

livebaseballscorecards.com

AB	35
R	1
H	9
RBI	1
BB	3
SO	6
LOB	24

Chicago Cubs @ Cincinnati Reds

Great American Ball Park, Cincinnati, OH

Sun Jul 29 2007, 1:15 PM EDT

Att. 33,061 - Sunny - 84 F

TOP

livebaseballscorecards.com

Batter	1	2	3	4	5	6	7	8	9	AB	R	H	RBI	BB	SO	LOB
12 Alfonso Soriano, R (1, 7) OBP: 0.338, SLG: 0.524	F FA 90 F CU 74 F CU 72 B FA 91 B FA 92 X CU 74 2-2 ① L7	X CU 73 0-0 1-3 2B		C FA 95 C FA 95 B FA 93 X CU 78 1-2 ② FC5-4 2 S 1-2f			F CU 75 S FA 92 B CU 77 X FA 93 1-2 25 S 25 HR 1B	C FA 92 C CH 82 B FA 90 B SL 85 F FA 86 S CU 80 2-3 ③ K		5	1	2	0	0	1	2
2 Ryan Theriot, R (1, 6) OBP: 0.348, SLG: 0.359	B FA 90 X FA 91 1-0 25 HBP 16 2B 1B	X CU 74 0-0 ③ P4		L FA 93 P PO 86 B SL 86 B CU 75 X FA 94 3-1 ③ L9 1-2			F FA 92 1 SAFE F SL 88 X CU 78 0-2 ① F8		C FA 94 F FA 94 X SL 88 0-2 PB 16 S 29 1B 1B	5	2	2	0	0	0	4
25 Derrek Lee, R (1, 3) OBP: 0.418, SLG: 0.513	1 SAFE C CU 75 H FA 93 1-1 16 2B 1-2 SF8 HBP		X FA 90 0-0 ① F9		B CU 71 B FA 92 C FA 92 B SL 86 X FA 93 3-1 ① G5-3		F FA 94 D CU 77 C CU 76 X FA 94 1-2 1-H HR		F F FA 94 S SL 89 0-3 ① K	4	2	1	2	0	1	1
16 Aramis Ramirez, R (1, 5) OBP: 0.361, SLG: 0.552	C CU 73 X SL 83 0-1 1-3 2-H 2B		C FA 91 F FA 91 X FA 92 0-2 1B 1B		F FA 93 X SL 84 0-1 ② F8		B CU 75 B FA 90 X FA 90 2-0 ② G6-3		1 SAFE B FA 94 B SL 93 B SL 86 F FA 92 B FA 93 4-1 PB 29 1B 1-2 BB	4	1	2	1	1	0	0
Mark DeRosa, R (1, 9) OBP: 0.368, SLG: 0.437	X SL 86 0-0 ② SF8 3-H		C FA 93 B SL 87 X SL 85 1-1 1-2 1B		B FA 93 B FA 90 F FA 91 X CU 74 2-1 ③ G5-3		C FA 91 B CU 78 F CU 77 X FA 84 1-2 1B		B FA 93 S FA 89 B FC 93 B FA 94 C SL 87 B SL 88 4-2 29 1B 1-2 2-3 BB	3	0	2	1	1	0	0
17 Mike Fontenot, L (1, 4) OBP: 0.348, SLG: 0.463	B B C X 2-1 ③ G1-3		B CU 74 F FA 93 F SL 88 B CU 76 B CH 84 F SL 87 T SL 88 3-2 ② K			B FA 89 B FA 90 X FA 90 2-0 ① F8	C FA 89 B CH 80 S CH 81 T SL 84 1-2 ③ K		X FA 93 0-0 ② P6	5	0	0	0	0	2	7
29 Ángel Pagán, S (1, 8) OBP: 0.329, SLG: 0.470		F CH 86 C SL 80 B FA 90 X SL 86 1-2 ① G4-3	D CU 75 C SL 87 S CU 76 F FA 94 X SL 89 1-2 ③ G3			B CU 74 B FA 92 F FA 92 B SL 84 B FA 92 4-1 BB		L FA 88 X CH 81 0-1 ① G3-1	C FA 93 X FA 93 0-1 1-2 2-H 3-H 1B	4	0	1	2	1	0	2
Koyie Hill, S (1, 2) OBP: 0.233, SLG: 0.288		S FA 90 S CU 74 B CU 75 S FA 91 1-3 ② K		B FA 92 T FA 91 B SL 85 F SL 87 S CU 77 2-3 ① K		F FA 93 B FA 93 F SL 88 1 SAFE 1 SAFE 1 SAFE S CU 75 1-3 ② K		C FA 90 B FA 90 B CU 78 X FA 91 2-1 ② G3	S SL 89 B FA 90 B FA 95 F FA 94 B SL 89 S FA 95 3-3 ③ K	5	0	0	0	0	4	3
38 Carlos Zambrano, S (1, 1) OBP: 0.291, SLG: 0.418 13 Will Ohman, L (8, 1) Bob Howry, L (9, 1)		X FA 91 0-0 12 2B 1B		X FA 90 0-0 12 FC5-4 1B		B SL 88 X FA 93 1-0 ③ G5-3		S FA 90 S CU 77 F CH 84 X 0-2 1B		4 0 0	0 0 0	3 0 0	0 0 0	0 0 0	0 0 0	1 0 0

Inning Stats	1	2	3	4	5	6	7	8	9
	R: 2 E: 0 K: 0 S: 11	R: 0 E: 0 K: 1 S: 9	R: 0 E: 0 K: 1 S: 14	R: 0 E: 0 K: 1 S: 10	R: 0 E: 0 K: 0 S: 6	R: 0 E: 0 K: 1 S: 6	R: 2 E: 0 K: 1 S: 16	R: 0 E: 0 K: 1 S: 12	R: 2 E: 0 K: 2 S: 15
	H: 2 LOB: 1 BB: 0 P: 17	H: 2 LOB: 2 BB: 0 P: 11	H: 2 LOB: 2 BB: 0 P: 19	H: 1 LOB: 1 BB: 0 P: 15	H: 0 LOB: 0 BB: 0 P: 11	H: 0 LOB: 1 BB: 1 P: 14	H: 3 LOB: 1 BB: 0 P: 22	H: 1 LOB: 1 BB: 0 P: 16	H: 2 LOB: 2 BB: 2 P: 26

AB	39
R	6
H	13
RBI	6
BB	3
SO	8
LOB	20

	1B: 10	SF: 1	WP: 0	PA: 44
	2B: 2	SAC: 0	PB: 1	
	3B: 0	DP: 0	SB: 3	
	HR: 1	HBP: 1	CS: 0	

PITCHER		IP	WLS	BF	H	R	ER	SO	BB	IBB	HBP	BLK	WP	HR	S	P	ERA	WHIP
31 Matt Belisle, R ERA: 5.3	(1, 1)	6.1	L	30	9	4	4	4	1	0	1	0	0	1	65	98	5.68	1.579
Victor Santos, R ERA: 4.61	(7, 1)	1.2		7	2	0	0	2	0	0	0	0	0	0	19	27	0.00	1.200
51 Jared Burton, R ERA: 4.32	(9, 1)	1.0		7	2	2	2	2	2	0	0	0	0	0	15	26	18.00	4.000

PITCHER		IP	WLS	BF	H	R	ER	SO	BB	IBB	HBP	BLK	WP	HR	S	P	ERA	WHIP

Chicago Cubs @ Cincinnati Reds

Great American Ball Park, Cincinnati, OH

Sun Jul 29 2007, 1:15 PM EDT

Att. 33,061 - Sunny - 84 F

livebaseballscorecards.com

BOTTOM

Batter	1	2	3	4	5	6	7	8	9	AB	R	H	RBI	BB	SO	LOB
Scott Hatteberg, L (1, 3) OBP: 0.406, SLG: 0.474	C FA 89 B FA 91 F FA 92 B FA 93 F SL 82 B FA 91 F FA 94 B FA 93 4-2 4 1B BB		B FA 94 B FA 92 B FA 92 C FC 92 B FA 92 4-1 6 G3 BB			C FA 90 B CU 80 C FA 91 F FC 89 C SL 85 1-3 ① K		C FA 91 B FA 90 X FA 91 1-1 ② F8		2	0	0	0	2	1	0
6 Ryan Freel, R (1, 8) OBP: 0.307, SLG: 0.349	L FA 90 L FC 90 X SL 83 0-2 ① F8		F FA 92 X FC 90 0-1 ② G3 1-2			C FA 92 X FC 91 0-1 ② G1-5-3		B FA 90 F FA 92 B SL 83 S SL 84 X SL 82 2-2 1B		4	0	1	0	0	0	2
Ken Griffey Jr., L (1, 9) OBP: 0.386, SLG: 0.526	B FA 92 F FA 94 X FC 91 1-1 ② P5		C FA 93 B FC 91 F FC 92 B FA 95 S SL 86 2-3 ③ K			B FC 87 B FA 94 C FA 92 B FA 93 F FA 94 B FC 92 4-2 BB		C FA 91 B FA 92 B FA 91 B FA 91 X FA 91 3-1 ③ G5-3		3	0	0	0	1	1	3
4 Brandon Phillips, R (1, 4) OBP: 0.323, SLG: 0.473	F FA 93 X FA 92 0-1 1-2 1B			F FC 92 C FA 92 B SL 85 F FA 92 F FA 94 F FA 95 F FA 95 F FA 97 X 1-2 ① G6-3		B FC 92 X FA 93 1-0 ③ P3			B FA 95 C FA 95 X FA 96 1-1 ① F9	4	0	1	0	0	0	1
Adam Dunn, L (1, 7) OBP: 0.361, SLG: 0.542	C FA 95 S FA 92 X FA 94 0-2 ③ P6			B FA 95 B FA 93 C FA 97 S SL 82 X FA 96 2-2 ② G4-3			C FA 91 X FC 88 0-1 ① P5		B FA 94 F FA 94 B FA 94 F FA 94 X FA 96 2-2 ② P5	4	0	0	0	0	0	2
27 Jeff Keppinger, R (1, 6) OBP: 0.373, SLG: 0.481		B FC 91 X FC 90 1-0 ① G3		C FA 95 C FA 95 B FA 96 B SL 87 F FA 95 X SL 84 2-2 ③ F9			C CH 87 B SL 87 X FA 91 1-1 ② G5-3		C FA 94 S SL 86 B FA 94 B FA 88 B FA 94 F FA 94 X FA 94 3-2 ③ G4-3	4	0	0	0	0	0	0
Javier Valentin, S (1, 2) OBP: 0.302, SLG: 0.356		X FA 93 0-0 ② L8			C FA 92 F FA 90 B FC 91 B CH 83 X FA 93 2-2 ① L9		C FA 91 X SL 88 0-1 1B			3	0	1	0	0	0	0
28 Edwin Encarnación, R (1, 5) OBP: 0.335, SLG: 0.366		C SL 81 S FA 92 B FA 95 B FA 94 F FA 95 X FA 95 2-2 ③ G5-3			B FA 93 C FC 91 F FA 93 X SL 82 1-2 ② P3		B FC 89 C FC 90 B FA 89 F FC 90 F FA 92 S SL 83 2-3 ③ K			3	0	0	0	0	1	1
31 Matt Belisle, R (1, 1) OBP: 0.176, SLG: 0.129 Victor Santos, R (7, 1) 30 Norris Hopper, R (8, PH) OBP: 0.321, SLG: 0.342 51 Jared Burton, R (9, 1)			C FC 86 F FC 89 B FA 92 B FA 93 S FC 92 2-3 ① K		B FC 91 B FA 91 C FA 90 C FA 90 S FC 91 2-3 ③ K			B FC 88 S FC 87 B FA 90 T FC 88 F FC 91 C FA 92 2-3 ① K		2 0 1 0	0 0 0 0	0 0 0 0	0 0 0 0	2 0 1 0	0 0 0 0	0 0 0 0
Inning Stats	R: 0 E: 0 K: 0 S: 14 H: 1 LOB: 2 BB: 1 P: 19	R: 0 E: 0 K: 0 S: 6 H: 0 LOB: 0 BB: 0 P: 9	R: 0 E: 0 K: 2 S: 9 H: 0 LOB: 1 BB: 1 P: 17	R: 0 E: 0 K: 0 S: 15 H: 0 LOB: 0 BB: 0 P: 20	R: 0 E: 0 K: 1 S: 9 H: 0 LOB: 0 BB: 0 P: 14	R: 0 E: 0 K: 1 S: 9 H: 0 LOB: 1 BB: 1 P: 15	R: 0 E: 0 K: 1 S: 10 H: 1 LOB: 1 BB: 0 P: 13	R: 0 E: 0 K: 1 S: 11 H: 1 LOB: 1 BB: 0 P: 19	R: 0 E: 0 K: 0 S: 9 H: 0 LOB: 0 BB: 0 P: 15	1B: 3 2B: 0 3B: 0 HR: 0 SF: 0 SAC: 0 DP: 0 HBP: 0						

	AB	30
	R	0
	H	3
	RBI	0
	BB	3
	SO	6
	LOB	9

WP: 0 PB: 0 SB: 0 CS: 0 PA: 33

PITCHER		IP	WLS	BF	H	R	ER	SO	BB	IBB	HBP	BLK	WP	HR	S	P	ERA	WHIP
38 Carlos Zambrano, R ERA: 3.47	(1, 1)	7.1	W	27	2	0	0	6	3	0	0	0	0	0	76	113	0.00	0.682
13 Will Ohman, L ERA: 3.9	(8, 1)	0.2		3	1	0	0	0	0	0	0	0	0	0	7	13	0.00	1.500
Bob Howry, R ERA: 4.26	(9, 1)	1.0		3	0	0	0	0	0	0	0	0	0	0	9	15	0.00	0.000

PITCHER	IP	WLS	BF	H	R	ER	SO	BB	IBB	HBP	BLK	WP	HR	S	P	ERA	WHIP

Philadelphia Phillies @ Chicago Cubs

Wrigley Field, Chicago, IL

Mon Jul 30 2007, 6:05 PM CDT

Att. 41,686 - Clear - 82 F

TOP

livebaseballscorecards.com

Batter	1	2	3	4	5	6	7	8	9	AB	R	H	RBI	BB	SO	LOB
8 Shane Victorino, S (1, 9) OBP: 0.351, SLG: 0.430 9 Michael Bourn, L (4, 9) OBP: 0.361, SLG: 0.394 19 Greg Dobbs, L (7, PH) OBP: 0.332, SLG: 0.488 (7, 9)	B FA 86 B FA 85 C CH 83 B FA 87 F FC 82 S FA 89 3-3 K ①		B FA 85 C FA 85 X FA 87 1-1 F7 ①	C FA 89 X FC 83 0-1 G6-4-3 ②③ 1-2f			B SL 84 B FA 90 B FA 90 B FA 90 4-0 FC1-6 WP BB		C FA 91 X FA 92 0-1 P6 ①	3 0 1	0 0 0	0 0 0	0 0 0	0 0 1	1 0 0	1 0 0
Tadahito Iguchi, R (1, 4) OBP: 0.346, SLG: 0.395	X FA 88 0-0 L4 ②		B CH 77 C CH 78 B CU 67 B FA 88 B FA 88 4-1 6 2B HR BB		C FC 81 X CU 65 0-1 HR		C SL 86 B SL 84 F SL 85 D SL 86 B FA 91 F SL 84 X FA 92 3-2 FC1-6 11 BB ① 1-3		B SL 84 F FA 91 F SL 84 B FA 92 F SL 84 B CH 82 F FA 89 B SL 84 4-2 11 1B 11 S 6 K BB	3	2	1	1	2	0	1
11 Jimmy Rollins, S (1, 6) OBP: 0.342, SLG: 0.540	B FA 91 C FA 91 C FC 83 F FA 91 F CU 72 B CH 81 X CU 71 2-2 6 S 2B		B FA 88 X FA 88 1-0 P3 ②		B FA 88 B FA 86 S CH 83 F FA 86 F CH 80 F FC 82 F FA 86 F CH 76 X FA 89 2-2 P6 ①		B SL 85 B FA 90 1 SAFE B FA 91 S FA 89 B FA 89 4-1 FC6-4 BB 1-2		B FA 88 X SL 84 1-0 6 K 1B 1-3	4	0	2	0	1	0	1
6 Ryan Howard, L (1, 3) OBP: 0.399, SLG: 0.601	B FA 89 C FC 83 F FA 89 B FA 92 S FA 90 2-3 K ③ 2-3		B FA 89 X FA 90 1-0 HR 2B 1-3		F FA 89 F FC 84 X FC 86 0-2 G6-3 ②		2 SAFE C SL 85 B CH 86 S SL 87 S SL 86 1-3 K ②		F FA 91 S CH 82 F FA 89 P PO 87 P PO 86 B CH 81 S CH 82 3-3 K ②③ 1-2 3-H	5	1	1	0	0	3	5
Aaron Rowand, R (1, 8) OBP: 0.394, SLG: 0.530		B C FC 83 X 1-1 G5-3 ①	X FA 90 0-0 HR 2-H 3-H		C FA 90 B CU 72 S CU 72 B CU 72 B FC 83 X FC 83 3-2 1B		C SL 86 X SL 86 0-1 FC6-4 ③ 1-2f			4	1	2	3	0	0	2
Pat Burrell, R (1, 7) OBP: 0.417, SLG: 0.455		C FA 88 B CU 72 B CH 78 B CH 79 C FA 89 X FC 83 3-2 BB 1B	B FA 90 C CH 81 B CU 71 S CH 80 B CH 80 F FC 84 B FA 89 4-2 BB		B FA 90 X CH 80 1-0 P4 ③			B FA 92 C CU 80 B SL 81 C FA 90 F SL 83 C CU 80 2-3 K ①		3	0	1	0	1	1	1
Wes Helms, R (1, 5) OBP: 0.309, SLG: 0.361 Abraham Nunez, S (8, 5) OBP: 0.308, SLG: 0.303		B FA 89 F FA 89 B CU 68 1 SAFE B CU 66 B FA 89 4-1 BB 1-2	F FA 90 C CU 72 X FA 90 0-2 F7 ③			B SL 83 X SL 83 1-0 G5-3 ①		C FA 91 F SL 81 B FA 91 X SL 81 1-2 G5-3 ②		3 0	0 0	0 0	0 0	1 0	0 0	1 0
51 Carlos Ruiz, R (1, 2) OBP: 0.318, SLG: 0.379		T FA 89 B FA 90 F CU 70 F FC 84 F FA 90 B CU 71 X FA 89 2-2 F8 ②		B FA 87 B FA 86 X FA 85 2-0 G6-3 ①		C SL 84 C FA 91 S SL 86 0-3 K ②		C SL 81 X FA 91 0-1 1B	4	0	1	0	0	1	2
35 Cole Hamels, L (1, 1) OBP: 0.167, SLG: 0.192 39 Brett Myers, R (9, 1)		S FA 90 C FA 91 F FA 90 B FC 84 S 1-3 K ③		B FA 86 X FA 88 1-0 8 G6-4-3 1B		C FA 91 B CH 87 X FA 90 1-1 F8 ③		X FA 89 0-0 P5 ③	4 0	0 0	1 0	0 0	0 0	1 0	3 0
Inning Stats	R: 0 E: 0 K: 2 S: 12 H: 1 LOB: 1 BB: 0 P: 19	R: 0 E: 0 K: 1 S: 15 H: 1 LOB: 2 BB: 1 P: 26	R: 3 E: 0 K: 0 S: 12 H: 2 LOB: 1 BB: 2 P: 23	R: 0 E: 0 K: 0 S: 4 H: 1 LOB: 0 BB: 0 P: 7	R: 1 E: 0 K: 0 S: 16 H: 2 LOB: 1 BB: 0 P: 22	R: 0 E: 0 K: 1 S: 6 H: 0 LOB: 0 BB: 0 P: 8	R: 0 E: 0 K: 1 S: 10 H: 0 LOB: 2 BB: 2 P: 22	R: 0 E: 0 K: 1 S: 10 H: 1 LOB: 1 BB: 0 P: 13	R: 0 E: 0 K: 1 S: 13 H: 1 LOB: 2 BB: 1 P: 19	1B: 5 2B: 2 3B: 0 HR: 2 SF: 0 SAC: 0 DP: 1 HBP: 0	WP: 1 PB: 0 SB: 2 CS: 0 PA: 40					

	AB	34
	R	4
	H	9
	RBI	4
	BB	6
	SO	7
	LOB	17

PITCHER		IP	WLS	BF	H	R	ER	SO	BB	IBB	HBP	BLK	WP	HR	S	P	ERA	WHIP
30 Ted Lilly, L ERA: 3.6	(1, 1)	5.0	L	24	7	4	4	3	3	0	0	0	0	2	59	97	7.20	2.000
43 Michael Wuertz, R ERA: 3.51	(6, 1)	2.0		8	0	0	0	2	2	0	0	0	1	0	16	30	0.00	1.000
57 Rocky Cherry, R ERA: 3.55	(8, 1)	1.0		4	1	0	0	1	0	0	0	0	0	0	10	13	0.00	1.000
46 Ryan Dempster, R ERA: 3.03	(9, 1)	1.0		4	1	0	0	1	1	0	0	0	0	0	13	19	0.00	2.000

PITCHER	IP	WLS	BF	H	R	ER	SO	BB	IBB	HBP	BLK	WP	HR	S	P	ERA	WHIP

Batter	1	2	3	4	5	6	7	8	9	AB	R	H	RBI	BB	SO	LOB
12 Alfonso Soriano, R (1, 7) OBP: 0.335, SLG: 0.519	B CH 79 S CH 82 F FA 90 X CH 84 1-2 G6-3 ①		B CU 78 C CU 79 F CH 84 F FA 92 S FA 93 1-3 K ③		F CH 83 F FA 90 D CH 83 F CH 82 S CH 83 1-3 K ③			B CU 77 S CH 83 X CH 84 1-1 F9 ②		4	0	0	0	0	2	2
2 Ryan Theriot, R (1, 6) OBP: 0.349, SLG: 0.370	B FA 90 C FA 91 X CU 79 1-1 G6-3 ②			C FA 88 X FA 90 0-1 16 S 1B		B CU 76 B CH 81 X FA 90 2-0 HR		X CH 84 0-0 G5-3 ③		4	1	2	1	0	0	0
25 Derrek Lee, R (1, 3) OBP: 0.414, SLG: 0.507	B FA 89 C CH 84 F FA 92 F FA 93 B CH 84 F FA 94 X CU 81 2-2 F8 ③			B FA 90 B FA 90 F CH 82 S CH 82 X CH 84 2-2 F8 ①		B FA 89 C CH 82 B FA 91 C CH 84 B CH 85 S CH 83 3-3 K ①			B FA 93 X FA 93 1-0 F9 ①	4	0	0	0	0	1	1
16 Aramis Ramirez, R (1, 5) OBP: 0.360, SLG: 0.549		X FA 90 0-0 1B		C CH 84 C FA 90 F FA 92 F FA 91 X CH 84 0-2 P3 ② 1-2		B CH 82 F FA 89 X FA 90 1-1 F9 ②			B FA 94 C FA 94 X FA 86 1-1 F8 ②	4	0	1	0	0	0	1
Mark DeRosa, R (1, 4) OBP: 0.364, SLG: 0.431		S CH 80 B FA 89 F FA 89 C CH 82 1-3 K ①		C FA 91 X FA 91 0-1 F7 ③		C CH 82 B CH 82 F CH 83 B FA 91 F FA 90 X CH 83 2-2 F9 ③			C B CU 80 F CU 80 C 1-3 K ③	4	0	0	0	0	2	2
19 Matt Murton, R (1, 9) OBP: 0.326, SLG: 0.325		B CU 75 B CH 82 F FA 89 S CH 82 S CH 82 2-3 K ②			B CH 76 S CH 82 B CU 78 B FA 89 B FA 90 4-1 29 G5-3 BB		F FA 87 S CH 81 F FA 90 F FA 90 T CH 82 0-2 K ①			2	0	0	0	1	2	1
29 Ángel Pagán, S (1, 8) OBP: 0.322, SLG: 0.460		C CU 77 B FA 90 X CU 77 1-1 F9 ③			X CH 82 0-0 G5-3 ① 1-2		F FA 89 F FA 90 F FA 91 X FA 91 0-2 G4-3 ②			3	0	0	0	0	0	2
Jason Kendall, R (1, 2) OBP: 0.266, SLG: 0.278			B FA 89 C FA 89 C CH 82 X CH 82 1-2 G5-3 ①		B FA 89 B FA 89 B CH 81 C FA 90 B FA 90 4-1 BB		C CH 82 F CH 82 S CH 84 0-3 K ③			2	0	0	0	1	1	0
30 Ted Lilly, L (1, 1) OBP: 0.163, SLG: 0.163 5 Ronny Cedeno, R (5, PH) OBP: 0.150, SLG: 0.316 43 Michael Wuertz, R (6, 1) 57 Rocky Cherry, R (8, 1) 17 Mike Fontenot, L (8, PH) OBP: 0.346, SLG: 0.460 46 Ryan Dempster, R (9, 1)			B FA 88 C FA 91 C CH 82 F FA 85 F CU 80 S FA 91 1-3 K ②		X CH 82 0-0 F3 ②			B CH 81 C FA 90 X CH 82 1-1 F7 ①		1 1 0 0 1 0	0 0 0 0 0 0	0 0 0 0 0 0	0 0 0 0 0 0	1 0 0 0 0 0	0 2 0 0 0 0
Inning Stats	R: 0 E: 0 K: 0 S: 10 H: 0 LOB: 0 BB: 0 P: 14	R: 0 E: 0 K: 2 S: 9 H: 1 LOB: 1 BB: 0 P: 13	R: 0 E: 0 K: 2 S: 12 H: 0 LOB: 0 BB: 0 P: 15	R: 0 E: 0 K: 0 S: 12 H: 1 LOB: 1 BB: 0 P: 14	R: 0 E: 0 K: 1 S: 8 H: 0 LOB: 2 BB: 2 P: 17	R: 1 E: 0 K: 1 S: 10 H: 1 LOB: 0 BB: 0 P: 18	R: 0 E: 0 K: 2 S: 12 H: 0 LOB: 0 BB: 0 P: 12	R: 0 E: 0 K: 0 S: 5 H: 0 LOB: 0 BB: 0 P: 7	R: 0 E: 0 K: 1 S: 6 H: 0 LOB: 0 BB: 0 P: 9	1B: 2 2B: 0 3B: 0 HR: 1	SF: 0 SAC: 0 DP: 0 HBP: 0			WP: 0 PB: 0 SB: 1 CS: 0	PA: 32		

PITCHER		IP	WLS	BF	H	R	ER	SO	BB	IBB	HBP	BLK	WP	HR	S	P	ERA	WHIP
35 Cole Hamels, L ERA: 3.5	(1, 1)	8.0	W	29	3	1	1	8	2	0	0	0	0	1	78	110	1.12	0.625
39 Brett Myers, R ERA: 5.21	(9, 1)	1.0	S	3	0	0	0	1	0	0	0	0	0	0	6	9	0.00	0.000

PITCHER	IP	WLS	BF	H	R	ER	SO	BB	IBB	HBP	BLK	WP	HR	S	P	ERA	WHIP

BOTTOM

Philadelphia Phillies @ Chicago Cubs

Wrigley Field, Chicago, IL

Mon Jul 30 2007, 6:05 PM CDT

Att. 41,686 - Clear - 82 F

livebaseballscorecards.com

AB	30
R	1
H	3
RBI	1
BB	2
SO	9
LOB	11

Philadelphia Phillies @ Chicago Cubs

Wrigley Field, Chicago, IL

Tue Jul 31 2007, 7:05 PM CDT

Att. 40,495 - Clear - 79 F

TOP

Batter	1	2	3	4	5	6	7	8	9	AB	R	H	RBI	BB	SO	LOB
19 Greg Dobbs, L (1, 5) OBP: 0.329, SLG: 0.481	F7	F7			2B 11 G6-3 1B	F8			P6	5	1	1	0	0	0	3
Tadahito Iguchi, R (1, 4) OBP: 0.352, SLG: 0.400	11 G4-3 BB		6 G6-3 11 S BB		11 G6-3 1-3 2B		ꓘ		11 2B 1B	3	0	2	0	2	1	0
11 Jimmy Rollins, S (1, 6) OBP: 0.341, SLG: 0.538	G4-3 1-2		ꓘ 1-2		G6-3 2-3 3-H		G5-3		1-3 2B	5	0	1	1	0	1	3
6 Ryan Howard, L (1, 3) OBP: 0.399, SLG: 0.597	K		G6-3 2-3		G5-4-3 IBB		1B		K	4	0	1	0	1	2	4
Aaron Rowand, R (1, 8) OBP: 0.389, SLG: 0.523		G6-3	F8		G5-4-3 1-2f		F8		K	5	0	0	0	0	1	6
Pat Burrell, R (1, 7) OBP: 0.418, SLG: 0.466		27 1B 29 1B 1B		G5-3		HR		ꓘ		4	2	2	1	0	1	0
27 Chris Coste, R (1, 2) OBP: 0.367, SLG: 0.489		29 1B 1-2 1B		G6-3		G6-3		ꓘ		4	0	1	0	0	1	0
29 Chris Roberson, S (1, 9) OBP: 1.000, SLG: 1.000		1-2 2-H 1B		1B		23 S 1B		1B		4	0	4	1	0	0	0
23 Adam Eaton, R (1, 1) OBP: 0.245, SLG: 0.250		K		F8		K 1-2		ꓘ		3	0	0	0	0	2	4
56 Geoff Geary, R (6, 1)										0	0	0	0	0	0	0
Abraham Nunez, S (8, PH) OBP: 0.307, SLG: 0.301										1	0	0	0	0	1	1
Jose Mesa, R (8, 1)										0	0	0	0	0	0	0

livebaseballscorecards.com

AB	38
R	3
H	12
RBI	3
BB	3
SO	10
LOB	21

Inning Stats

Inning	R	E	K	S	H	LOB	BB	P
1	0	0	1	13	0	1	1	23
2	1	0	1	16	3	2	0	21
3	0	0	1	11	0	1	1	19
4	0	0	0	8	1	1	0	11
5	1	0	0	8	2	1	1	14
6	1	0	1	11	2	1	0	17
7	0	0	1	11	1	1	0	15
8	0	0	3	15	1	1	0	21
9	0	0	2	12	2	2	0	16

1B: 9 SF: 0
2B: 2 SAC: 0
3B: 0 DP: 1
HR: 1 HBP: 0

WP: 0 PA: 41
PB: 0
SB: 2
CS: 0

PITCHER		IP	WLS	BF	H	R	ER	SO	BB	IBB	HBP	BLK	WP	HR	S	P	ERA	WHIP
Jason Marquis, R ERA: 4.22	(1, 1)	6.0	W	28	8	3	3	4	2	1	0	0	0	1	67	105	4.50	1.667
13 Will Ohman, L ERA: 3.82	(7, 1)	0.2	H	3	1	0	0	1	0	0	0	0	0	0	9	13	0.00	1.500
49 Carlos Marmol, R ERA: 1.63	(7, 1)	1.1	H	5	1	0	0	3	0	0	0	0	0	0	17	23	0.00	0.750
Bob Howry, R ERA: 4.18	(9, 1)	1.0		5	2	0	0	2	0	0	0	0	0	0	12	16	0.00	2.000

PITCHER	IP	WLS	BF	H	R	ER	SO	BB	IBB	HBP	BLK	WP	HR	S	P	ERA	WHIP

BOTTOM

Philadelphia Phillies @ Chicago Cubs

Wrigley Field, Chicago, IL

Tue Jul 31 2007, 7:05 PM CDT

Att. 40,495 - Clear - 79 F

livebaseballscorecards.com

Batter	1	2	3	4	5	6	7	8	9	AB	R	H	RBI	BB	SO	LOB
12 Alfonso Soriano, R (1, 7) OBP: 0.336, SLG: 0.518	F FA 90 F FA 89 B SL 77 F SL 80 X FA 85 1-2 2 SH 25 G6-3 1B	B FA 90 C CH 82 B SL 80 F FA 90 F FA 90 S FA 88 2-3 ③ K			X FA 88 0-0 2 BB 1-2 1B	1 SAFE B FA 91 C FA 90 F FA 90 S FA 91 1-3 ② K		B FA 92 F FA 92 F SL 87 F CU 76 X CU 77 1-2 ① F8		5	1	2	0	0	2	1
2 Ryan Theriot, R (1, 6) OBP: 0.351, SLG: 0.370	X FA 90 0-0 SH 25 G6-3 16 2B 1-3		C FA 89 B FA 89 B FA 91 X FA 89 2-1 ① F8		B FA 88 B FA 87 B FA 90 B FA 90 4-0 1-2 2-3 BB	B FA 91 B FA 91 X FA 90 2-0 ③ L9		B SL 93 X FA 94 1-0 E5 25 L6 1B		3	1	1	0	1	0	1
25 Derrek Lee, R (1, 3) OBP: 0.412, SLG: 0.501	X FA 90 0-0 ① G6-3 2-3 3-H		C FA 91 B CU 74 X FA 90 1-1 ② F9		X FA 89 0-0 ② F9		B FA 90 C FA 90 B FA 90 B FA 91 B FA 90 4-1 BB 16 G1-3 1B BB	F SI 90 B FA 94 X SL 87 1-1 ②③ L6 2-2		4	1	0	1	1	0	5
16 Aramis Ramirez, R (1, 5) OBP: 0.359, SLG: 0.548	F FA 89 B SL 82 C FA 90 B FA 89 X FA 90 2-2 3-H 2B		S FC 87 B FA 91 B FC 87 X FA 91 2-1 ③ F8		C FA 86 X SL 85 0-1 ③ G4-3		X FA 90 0-0 ① G1-3 1-2			4	0	1	1	0	0	4
15 Cliff Floyd, L (1, 9) OBP: 0.359, SLG: 0.396 29 Ángel Pagán, S (7, PR) OBP: 0.322, SLG: 0.460 (8, 9)	B FA 90 B FA 91 S FA 90 X FA 90 2-1 ② F9			S FA 88 B CH 81 X FA 91 1-1 ① P4	B FA 87 B FA 90 B FA 90 C FA 90 X FA 90 3-1 1B 2B 1B	I IN 74 I IN 73 I IN 73 I IN 72 4-0 BB 1B IBB				3 0	1 1	1 0	0 0	1 0	0 0	1 0
Mark DeRosa, R (1, 4) OBP: 0.368, SLG: 0.432	D SL 81 B FA 91 B SL 81 B FA 90 4-0 BB			B FA 91 F FA 90 X FA 89 1-1 ② G5-3	C FA 90 C FA 91 B FA 90 1 SAFE X SL 82 1-2 2B E 1-2 1B	B FA 90 B FA 89 B FA 89 B FA 88 4-0 1B 1-2 2-3 BB				2	1	1	0	2	0	0
Jacque Jones, L (1, 8) OBP: 0.307, SLG: 0.336	B CH 83 B FA 89 X FA 89 2-0 ③ G3-1			B FA 87 B CH 82 C FA 91 S CH 83 X FA 90 2-2 ③ G6-3	X FA 90 0-0 E7 SH1-4 17 1B 1-H 2-H 2B	F FA 90 F SL 83 S FA 90 0-3 ② K				4	1	1	1	0	1	5
Jason Kendall, R (1, 2) OBP: 0.267, SLG: 0.279		C FA 86 C FA 86 B SL 79 S CH 82 1-3 ① K			F FA 89 X FA 90 0-1 ① F8	C FA 91 B FA 86 X FA 90 1-1 ① SH1-4 2-3	C FA 90 S FA 91 X FA 90 0-2 1-3 2-H 3-H 1B			3	0	1	2	0	1	0
Jason Marquis, L (1, 1) OBP: 0.184, SLG: 0.271 17 Mike Fontenot, L (6, PH) OBP: 0.350, SLG: 0.464 13 Will Ohman, L (7, 1) 49 Carlos Marmol, R (7, 1) Bob Howry, L (9, 1)		B FA 90 F FA 89 B FA 90 X FA 88 2-1 ② G4-3			F FA 90 S FA 88 B FA 90 X FA 90 1-2 2 BB 12 1B 1B	X FA 87 0-0 3-H 1B	C FA 90 S FA 89 F SL 82 F FA 90 B FA 88 F SL 82 S FA 88 1-3 ③ K			2 1 0 1 0	0 0 0 0 0	1 1 0 0 0	0 0 0 0 1	0 0 0 0 0	0 0 0 1 0	0 0 0 2 0
Inning Stats	R: 2 E: 1 K: 0 S: 12 H: 2 LOB: 2 BB: 1 P: 23	R: 0 E: 0 K: 2 S: 9 H: 0 LOB: 0 BB: 0 P: 14	R: 0 E: 0 K: 0 S: 6 H: 0 LOB: 0 BB: 0 P: 11	R: 0 E: 0 K: 0 S: 7 H: 0 LOB: 0 BB: 0 P: 11	R: 0 E: 0 K: 0 S: 9 H: 2 LOB: 3 BB: 1 P: 14	R: 3 E: 1 K: 1 S: 13 H: 4 LOB: 1 BB: 0 P: 21	R: 2 E: 0 K: 2 S: 14 H: 1 LOB: 2 BB: 3 P: 27	R: 0 E: 1 K: 0 S: 7 H: 1 LOB: 0 BB: 0 P: 10		1B: 8 2B: 3 3B: 0 HR: 0 SF: 0 SAC: 2 DP: 1 HBP: 0				WP: 0 PB: 0 SB: 0 CS: 0 PA: 39		

	AB	32
	R	7
	H	10
	RBI	6
	BB	5
	SO	5
	LOB	19

PITCHER		IP	WLS	BF	H	R	ER	SO	BB	IBB	HBP	BLK	WP	HR	S	P	ERA	WHIP
23 Adam Eaton, R ERA: 5.87	(1, 1)	5.1	L	27	8	5	4	2	2	0	0	0	0	0	52	87	6.75	1.875
56 Geoff Geary, R ERA: 5.53	(6, 1)	1.2		9	1	2	2	3	2	1	0	0	0	0	18	34	10.80	1.800
Jose Mesa, R ERA: 6.15	(8, 1)	1.0		3	1	0	0	0	0	0	0	0	0	0	7	10	0.00	1.000

PITCHER	IP	WLS	BF	H	R	ER	SO	BB	IBB	HBP	BLK	WP	HR	S	P	ERA	WHIP

Philadelphia Phillies @ Chicago Cubs

Wrigley Field, Chicago, IL

Wed Aug 01 2007, 7:05 PM CDT

Att. 40,558 - Clear - 81 F

TOP

Batter	1	2	3	4	5	6	7	8	9	AB	R	H	RBI	BB	SO	LOB
29 Chris Roberson, S (1, 9) OBP: 0.444, SLG: 0.444	E1 1B WP	F9		G6-3		K		G1-3		5	1	0	0	0	1	3
Tadahito Iguchi, R (1, 4) OBP: 0.353, SLG: 0.403	WP 11 HBP 2-3 1B	K			11 1B 2B	K			F8	5	1	2	0	0	2	1
11 Jimmy Rollins, S (1, 6) OBP: 0.345, SLG: 0.539	WP 1-2 HBP		P6		6 2B 2-H 1B	BB			S 6 S 1B	3	1	2	1	1	0	0
6 Ryan Howard, L (1, 3) OBP: 0.397, SLG: 0.594	K		K		1-H 2B	K			1-2 K	5	0	1	1	0	4	5
Aaron Rowand, R (1, 8) OBP: 0.389, SLG: 0.528	K		F9		HR		F9		S 2-3 BB	4	1	1	1	1	1	3
Pat Burrell, R (1, 7) OBP: 0.423, SLG: 0.470	1-2 2-3 3-H BB			1B 2B	K		51 G5-4-3 BB		51 FC6-4 1-2 BB	2	0	1	0	3	1	0
39 Brett Myers, R (9, 1)										0	0	0	0	0	0	0
51 Carlos Ruiz, R (1, 2) OBP: 0.316, SLG: 0.372	P3			L7	BB BB		G5-4-3 1-2f		FC6-4 1-2f	4	0	0	0	1	0	8
Abraham Nunez, S (1, 5) OBP: 0.316, SLG: 0.307		FC5-6 1B		SH5-4 2-3 1B	1-2 BB			G4-3		3	0	2	0	1	0	0
Jamie Moyer, L (1, 1) OBP: 0.135, SLG: 0.154		FC5-6 1-2f		SH5-4 1-2	L8			K		2	0	0	0	0	0	3
Antonio Alfonseca, R (6, 1)										0	0	0	0	0	0	0
Jose Mesa, R (7, 1)										0	0	0	0	0	0	0
19 Greg Dobbs, L (8, PH) OBP: 0.328, SLG: 0.479										1	0	0	0	0	1	0
16 J.C. Romero, S (8, 1)										0	0	0	0	0	0	0
28 Jayson Werth, R (9, 7) OBP: 0.333, SLG: 0.353										0	0	0	0	0	0	0

Inning Stats	1	2	3	4	5	6	7	8	9
R	1	0	0	0	3	0	0	0	0
H	1	1	0	2	4	0	0	0	1
E	1	0	0	0	0	0	0	0	0
LOB	3	1	0	2	2	1	0	0	3
K	2	1	1	0	1	3	0	1	1
BB	1	0	0	0	2	1	1	0	2
S	17	12	9	10	16	11	5	10	18
P	27	14	13	15	30	18	9	14	32

AB	34	1B: 5	SF: 0
R	4	2B: 3	SAC: 1
H	9	3B: 0	DP: 1
RBI	3	HR: 1	HBP: 1
BB	7	WP: 1	PA: 43
SO	10	PB: 0	
LOB	23	SB: 3	
		CS: 0	

livebaseballscorecards.com

PITCHER		IP	WLS	BF	H	R	ER	SO	BB	IBB	HBP	BLK	WP	HR	S	P	ERA	WHIP
53 Rich Hill, L ERA: 3.67	(1, 1)	4.2		26	8	4	3	5	3	0	1	0	1	1	61	95	5.79	2.357
47 Scott Eyre, L ERA: 5.71	(5, 1)	1.1		5	0	0	0	3	1	0	0	0	0	0	14	22	0.00	0.750
49 Carlos Marmol, R ERA: 1.59	(7, 1)	1.0		3	0	0	0	0	1	0	0	0	0	0	5	9	0.00	1.000
Bob Howry, R ERA: 4.1	(8, 1)	1.0		3	0	0	0	1	0	0	0	0	0	0	10	14	0.00	0.000
46 Ryan Dempster, R ERA: 2.95	(9, 1)	1.0	W	6	1	0	0	1	2	0	0	0	0	0	18	32	0.00	3.000

PITCHER	IP	WLS	BF	H	R	ER	SO	BB	IBB	HBP	BLK	WP	HR	S	P	ERA	WHIP

BOTTOM

Philadelphia Phillies @ Chicago Cubs

Wrigley Field, Chicago, IL

Wed Aug 01 2007, 7:05 PM CDT

Att. 40,558 - Clear - 81 F

Batter	1	2	3	4	5	6	7	8	9	AB	R	H	RBI	BB	SO	LOB
12 Alfonso Soriano, R (1, 7) OBP: 0.338, SLG: 0.517	C CU 70 F FA 82 F FC 82 X FA 82 0-2 ① G5-3	X CH 76 0-0 17 G4-6-3 1-2 1B		B FC 80 C FC 80 B FC 81 B CH 75 S FC 80 X FC 80 3-2 ① F8		C FA 92 F FA 91 B FA 92 X FA 91 1-2 17 S 1B		B FA 90 B CU 81 B FA 90 B FA 90 4-0 25 S 2 S BB		4	0	2	0	1	0	0
17 Mike Fontenot, L (1, 4) OBP: 0.347, SLG: 0.455 2 Ryan Theriot, R (8, PH) (9, 6) OBP: 0.353, SLG: 0.370	B FC 80 X FC 80 1-0 ② L9	C CH 75 X FA 82 0-1 ②③ G4-6-3 1-2f		F FA 82 F FA 82 B FC 80 B FA 82 F CH 74 F CH 76 C FA 83 2-3 ② K		1 SAFE B FA 91 1 SAFE 1 SAFE F FA 90 B FA 91 B FA 93 4-1 1-2 BB		C FA 91 B FA 91 1 SAFE 1 SAFE B CU 81 B CH 80 S CU 80 B CU 82 4-2 25 BB 1-2 BB		3 0	0 0	0 0	0 0	1 1	1 0	2 0
25 Derrek Lee, R (1, 3) OBP: 0.414, SLG: 0.507	B FA 81 B FA 82 X CH 75 2-0 19 1B 2B		C CU 70 B FA 81 B FC 80 B FA 80 S FC 80 X FA 82 3-2 5 1B 2B	C FC 81 B SL 82 C FA 82 B FA 83 B FC 81 S CH 75 3-3 ③ K		C FA 92 F FA 93 S FA 92 0-3 ③ K		B FA 90 B CU 81 S CU 81 B SL 83 B CH 81 1-2 2-3 BB		4	2	2	0	1	2	2
Mark DeRosa, R (1, 5) OBP: 0.369, SLG: 0.433	B FC 80 D CH 74 C FC 80 B FA 83 F FC 80 B CH 73 4-2 19 1B BB		F FC 79 B FC 81 F CH 74 F CH 74 F FC 80 S CH 74 1-3 ① K		X FC 79 0-0 2B		B SL 87 F FA 92 B FA 92 C SL 87 F SL 87 B FA 93 C FA 92 3-3 ① K	C FA 92 B FA 91 F SL 82 B SL 82 X FA 92 2-2 ③ P4		4	0	1	0	1	2	4
19 Matt Murton, R (1, 9) OBP: 0.336, SLG: 0.339	B FC 80 X CH 75 1-0 1-3 2-H 1B		B CU 69 S FA 81 C FC 79 F FA 82 F CH 75 B CU 70 F FC 79 F FC 79 B FA 82 3-2 ② F8 X CU 70		S CH 75 D CH 75 C FC 80 C FC 81 1-3 ① K		B CU 76 C FA 93 T FA 93 B SL 87 F SL 88 B FA 93 F FA 93 B FA 93 4-2 BB		C CU 77 S CH 86 X CH 85 0-2 5 WP 15 WP 2B	4	1	2	1	1	1	2
5 Ronny Cedeno, R (1, 6) OBP: 0.178, SLG: 0.310 (9, 4)	1 SAFE C CH 75 X FC 81 0-1 ③ L4		B CH 76 F CH 76 B FC 80 C FA 80 X FC 80 2-2 2-H 2B 1B		B CU 68 F CH 74 C FC 80 S FC 79 1-3 ② K		C FA 92 F FA 92 B FA 93 F FA 93 S SL 78 1-3 ② K		B CU 78 B CU 76 B FA 95 B FA 93 4-0 15 WP IBB 2-3 BB	4	1	1	1	1	2	4
Jacque Jones, L (1, 8) OBP: 0.309, SLG: 0.338		C FA 82 C FA 82 X CH 75 0-2 ① G6-3 B CU 70 X FC 80 1-0 2-H 2B			B FA 82 X FA 82 1-0 ③ L8		B CH 84 1 SAFE B FA 92 F CH 84 X FA 92 2-1 ③ G3		I IN 73 I IN 76 I IN 78 I IN 76 4-0 15 WP 1-2 IBB	4	0	1	1	1	0	2
Jason Kendall, R (1, 2) OBP: 0.269, SLG: 0.281		C FA 81 B FA 81 F FC 80 B FA 80 B FA 82 X CH 74 3-2 53 1B 2B I IN 69 I IN 72 I IN 72 I 4-0 IBB				C FA 90 B FA 91 B FA 91 X FA 91 2-1 ① G6-3		C FA 90 C CH 81 F CU 80 F FA 90 B FA 90 B FA 92 F CH 81 X CH 81 2-2 ① G6-3	C CU 77 F FA 92 F CH 85 S FA 94 0-3 ① K	4	1	1	0	1	1	3
53 Rich Hill, L (1, 1) OBP: 0.150, SLG: 0.179 47 Scott Eyre, L (5, 1) 29 Ángel Pagán, S (6, PH) OBP: 0.320, SLG: 0.457 49 Carlos Marmol, R (7, 1) Bob Howry, L (8, 1) 16 Aramis Ramirez, R (8, PH) OBP: 0.358, SLG: 0.547 46 Ryan Dempster, R (9, 1) 15 Cliff Floyd, L (9, PH) OBP: 0.359, SLG: 0.396		X FC 80 0-0 12 1B 2-H 1B	C CU 69 B FC 80 C CU 69 B FC 79 S FA 81 2-3 ③ K			B FA 92 F FA 92 L FA 93 S FA 93 1-3 ② K		X FA 91 0-0 ② F7	C CH 86 B CH 86 1-1 1-2 2-3 3-H WP	2 0 0 1 0 0 1 0	0 0 0 0 0 0 0 0	1 0 0 0 0 0 0 0	1 0 0 0 0 0 0 0	0 0 1 0 0 0 0 0	1 0 0 0 0 0 0 0	2 0 0 0 0 0 0 2
Inning Stats	R: 1 E: 0 K: 0 S: 11 H: 2 LOB: 2 BB: 1 P: 19	R: 1 E: 0 K: 0 S: 10 H: 3 LOB: 1 BB: 0 P: 13	R: 2 E: 0 K: 2 S: 22 H: 3 LOB: 2 BB: 1 P: 38	R: 0 E: 0 K: 2 S: 11 H: 0 LOB: 0 BB: 0 P: 19	R: 0 E: 0 K: 2 S: 8 H: 1 LOB: 1 BB: 0 P: 11	R: 0 E: 0 K: 2 S: 12 H: 1 LOB: 2 BB: 1 P: 20	R: 0 E: 0 K: 2 S: 14 H: 0 LOB: 1 BB: 1 P: 24	R: 0 E: 0 K: 0 S: 13 H: 0 LOB: 3 BB: 3 P: 29	R: 1 E: 0 K: 1 S: 8 H: 1 LOB: 2 BB: 2 P: 17	1B: 5 2B: 6 3B: 0 HR: 0 SF: 0 SAC: 0 DP: 1 HBP: 0						WP: 2 PB: 0 SB: 3 CS: 0 PA: 45

PITCHER		IP	WLS	BF	H	R	ER	SO	BB	IBB	HBP	BLK	WP	HR	S	P	ERA	WHIP
Jamie Moyer, L ERA: 4.84	(1, 1)	5.0		25	9	4	4	6	1	1	0	0	0	0	62	100	7.20	2.000
Antonio Alfonseca, R ERA: 4.12	(6, 1)	1.0		5	1	0	0	2	1	0	0	0	0	0	12	20	0.00	2.000
Jose Mesa, R ERA: 5.97	(7, 1)	1.0		4	0	0	0	2	1	0	0	0	0	0	14	24	0.00	1.000
16 J.C. Romero, L ERA: 2.51	(8, 1)	1.0		6	0	0	0	0	3	0	0	0	0	0	13	29	0.00	3.000
39 Brett Myers, R ERA: 5.4	(9, 1)	0.1	L	5	1	1	1	1	1	1	0	0	2	0	8	17	27.00	6.000

PITCHER	IP	WLS	BF	H	R	ER	SO	BB	IBB	HBP	BLK	WP	HR	S	P	ERA	WHIP

AB	36
R	5
H	11
RBI	4
BB	9
SO	11
LOB	23

livebaseballscorecards.com

Batter	1	2	3	4	5	6	7	8	9	AB	R	H	RBI	BB	SO	LOB
28 Jayson Werth, R (1, 9) (7, 7) OBP: 0.343, SLG: 0.385	C FA 85 F FA 86 F CU 73 F FA 85 B CU 79 F FA 87 X CU 73 1-2 G6-3	X FA 87 0-0 1B 1-2 2-3 3-H	C CU 78 B FA 91 X CU 80 1-1 2B 2-H		D SL 79 S SL 79 B SL 80 B FA 88 S CU 78 X CU 80 3-2 L7			C SL 84 S SL 86 F FA 91 F SL 86 X SL 86 0-2 G5-3	B FA 89 X FA 88 1-0 S 2B 2-H 3-H	6	0	3	4	0	0	1
Tadahito Iguchi, R (1, 4) OBP: 0.352, SLG: 0.399	B FA 85 S CH 81 X FA 87 1-1 F7	B FA 87 B FA 87 X FA 87 2-0 SF7 3-H	B FA 89 B FA 90 B SL 79 C FA 90 B FA 88 4-1 BB			F FA 89 B CH 79 C FA 89 B FA 92 B CH 80 F FA 90 F FA 91 F FA 91 X FA 90 3-2 F9		F FA 92 S SL 86 B FA 91 B SL 88 F SL 84 B FA 92 B CH 86 4-2 11 G4-3 BB	C CU 81 F CH 82 S SL 82 0-3 K 2-3	3	0	0	1	2	1	1
11 Jimmy Rollins, S (1, 6) OBP: 0.345, SLG: 0.538	C FA 86 F CU 74 X FA 87 0-2 6 1B 2B	C FA 87 B CH 82 B FA 87 X FA 86 2-1 F9 2-3	D SL 81 X FA 90 1-0 L8			S CU 79 B CH 82 B FA 90 B CU 79 B FA 90 4-1 BB		C FA 89 X FA 91 0-1 G4-3 1-2	D CH 82 B FA 88 C FA 89 S SL 83 B CU 79 X 3-2 F8	5	1	1	0	1	0	6
6 Ryan Howard, L (1, 3) OBP: 0.397, SLG: 0.590	D CU 73 X FA 87 1-0 1B 2-H	F CU 82 B FA 86 S CU 80 B FA 87 X CU 79 2-2 P5		C FA 90 F FA 91 B FA 92 F SL 81 C SL 82 1-3 K		C FA 90 B FA 92 S CU 80 F SL 82 S CH 84 1-3 K		I IN 74 I IN 76 I IN 76 I IN 73 4-0 IBB		4	0	1	1	1	2	3
Aaron Rowand, R (1, 8) OBP: 0.385, SLG: 0.521	C CU 82 F FA 86 B FA 87 S CU 74 1-3 K		F CH 83 F CH 80 F CU 75 F CU 74 F FA 86 B CH 83 S CH 82 1-3 K	B CU 80 C SL 81 B FA 90 X FA 90 2-1 P4		1 SAFE B FA 91 F FA 92 F CU 78 S FA 92 1-3 K		C SL 86 S SL 86 B SL 87 C SL 86 1-3 K		5	0	0	0	0	4	4
Pat Burrell, R (1, 7) OBP: 0.426, SLG: 0.484 29 Chris Roberson, S (7, PR) OBP: 0.500, SLG: 0.500 (7, 9)		C FA 86 B FA 83 B FA 87 X FA 83 2-1 HR	B CU 73 B CH 82 X FA 86 2-0 2B 27 1B 1B	C FA 91 B FA 90 F FA 90 X FA 92 1-2 L7			X SL 84 0-0 1B		X FA 88 0-0 27 51 1B 2B 1B	4 1	2 1	3 1	1 0	0 0	0 0	0 0
Wes Helms, R (1, 5) OBP: 0.312, SLG: 0.372 Abraham Nunez, S (7, 5) OBP: 0.314, SLG: 0.305		B FA 86 B FA 84 S FA 87 X FA 87 2-1 27 1B 28 1B 2B	D FA 86 X FA 86 1-0 27 E 1-3 2B		B FA 90 F CU 79 X SL 81 1-1 P3		S SL 84 1 SAFE S SL 83 B SL 85 X SL 85 1-2 F8		1 SAFE X SL 80 0-0 B1	4 1	2 0	2 0	0 0	0 0	0 0	1 1
27 Chris Coste, R (1, 2) OBP: 0.389, SLG: 0.500		B FA 86 X FA 83 1-0 28 1B 23 BB SF7 2-3 1B	F CU 73 S CU 72 F CU 74 X FA 86 0-2 E6 58 SH3-4 28 2B 2-H 3-H 1B		C CU 79 C SL 80 B SL 80 B SL 80 S CU 79 2-3 K		C SL 86 F SL 85 X SL 84 0-2 P6		F SL 80 B SL 81 B FA 88 F SL 81 F SL 82 1 SAFE X FA 89 2-2 51 2B 28 2B 1B 1-2	5	3	3	1	0	1	1
Kyle Lohse, R (1, 1) OBP: 0.571, SLG: 0.182 23 Adam Eaton, R (2, PH) OBP: 0.400, SLG: 0.400 58 J.D. Durbin, R (2, 1) OBP: 0.000, SLG: 0.000 2 Rod Barajas, R (5, PH) OBP: 0.263, SLG: 0.316 56 Geoff Geary, R (6, 1) 16 J.C. Romero, S (6, 1) 45 Tom Gordon, R (8, 1) 51 Carlos Ruiz, R (9, PH) OBP: 0.419, SLG: 0.279 39 Brett Myers, R (9, 1)		B FA 86 F FA 83 C CU 73 B CU 74 F CU 73 B CU 74 B CU 73 4-2 11 F9 28 1B 1-2 BB	X FA 86 0-0 SH3-4 1-2	C SL 79 B FA 91 F SL 80 F FA 90 F FA 90 X SL 80 1-2 1B		B FA 90 F FA 90 1 SAFE X FA 90 1-1 F9		F SL 80 B FA 88 X FA 89 1-1 28 2B 1-3 2-H 2B	0 0 0 0 0 0 0 0 0 0 0 1 0 0 0 0 0 0 0 0 0 1 0 1 0 0 0 0 0 0 0 0 0 0 0 1 0 0 0 0 0 1 0 0 0 0 0 0 0 1 1 1 1 0 0 0 0 0 0 0 0 0 0							
Inning Stats	R: 1 E: 0 K: 1 S: 15 H: 2 LOB: 1 BB: 0 P: 19	R: 3 E: 0 K: 0 S: 15 H: 4 LOB: 2 BB: 1 P: 30	R: 3 E: 1 K: 1 S: 17 H: 4 LOB: 2 BB: 1 P: 27	R: 0 E: 0 K: 1 S: 9 H: 0 LOB: 0 BB: 0 P: 13	R: 0 E: 0 K: 1 S: 13 H: 1 LOB: 1 BB: 0 P: 20	R: 0 E: 0 K: 2 S: 14 H: 0 LOB: 1 BB: 1 P: 23	R: 0 E: 0 K: 0 S: 9 H: 1 LOB: 1 BB: 0 P: 11	R: 0 E: 0 K: 1 S: 13 H: 0 LOB: 2 BB: 2 P: 22	R: 3 E: 0 K: 1 S: 15 H: 4 LOB: 1 BB: 0 P: 22	1B: 9 2B: 6 3B: 0 HR: 1 SF: 1 SAC: 1 DP: 0 HBP: 0	WP: 0 PB: 0 SB: 1 CS: 0 PA: 48					

PITCHER	IP	WLS	BF	H	R	ER	SO	BB	IBB	HBP	BLK	WP	HR	S	P	ERA	WHIP
45 Sean Marshall, L (1, 1) ERA: 3.86	2.2	L	18	9	7	7	2	1	0	0	0	0	1	43	66	23.62	3.750
57 Rocky Cherry, R (3, 1) ERA: 3.0	2.1		10	2	0	0	2	1	0	0	0	0	0	26	43	0.00	1.286
47 Scott Eyre, L (6, 1) ERA: 5.55	1.0		4	0	0	0	2	1	0	0	0	0	0	14	23	0.00	1.000
43 Michael Wuertz, R (7, 1) ERA: 3.38	2.0		9	1	0	0	1	1	1	0	0	0	0	22	33	0.00	1.000
13 Will Ohman, L (9, 1) ERA: 4.55	1.0		7	4	3	3	1	0	0	0	0	0	0	15	22	27.00	4.000

PITCHER	IP	WLS	BF	H	R	ER	SO	BB	IBB	HBP	BLK	WP	HR	S	P	ERA	WHIP

TOP

Philadelphia Phillies @ Chicago Cubs

Wrigley Field, Chicago, IL

Thu Aug 02 2007, 1:20 PM CDT

Att. 40,988 - Sunny - 87 F

livebaseballscorecards.com

AB	41
R	10
H	16
RBI	9
BB	5
SO	8
LOB	19

BOTTOM

Philadelphia Phillies @ Chicago Cubs

Wrigley Field, Chicago, IL

Thu Aug 02 2007, 1:20 PM CDT

Att. 40,988 - Sunny - 87 F

livebaseballscorecards.com

Batter	1	2	3	4	5	6	7	8	9	AB	R	H	RBI	BB	SO	LOB
12 Alfonso Soriano, R (1, 7) OBP: 0.341, SLG: 0.521	X FA 91 0-0 2 CS 1B	B SL 83 F FA 91 F SL 83 F FA 93 B FA 92 X FA 90 2-2 ③ F7		B SL 81 X FA 91 1-0 25 2B 1B	S FA 91 X FA 92 0-1 ③ P3			C SL 88 B FA 94 S SL 86 F FA 93 F FA 92 X FA 93 1-2 2 1B 2B		5	2	3	0	0	0	2
2 Ryan Theriot, R (1, 6) OBP: 0.354, SLG: 0.370	B FA 91 1 SAFE 1 SAFE B FA 90 C FA 92 F FA 92 F SL 84 F FA 92 X CH 82 2-2 ① ② G4-3 1-2		X FA 90 0-0 ① G5-3	X FA 91 0-0 ② F8		C CU 76 B FA 90 B SL 81 X FA 88 2-1 25 G6-4-3 1B		C SL 88 B FA 94 B SL 87 B FA 93 F FA 94 F SL 88 X SL 84 3-2 25 FC5-4 1B 2-H		5	0	2	1	0	0	2
25 Derrek Lee, R (1, 3) OBP: 0.416, SLG: 0.512	B FA 92 C FA 92 X CU 76 1-1 15 HBP 17 BB 2B		B FA 92 B FA 92 B FA 92 C FA 91 S CH 84 F SL 85 B CH 82 4-2 15 1B 17 2B BB	1 SAFE B FA 91 C SL 84 1 SAFE B FA 90 B FA 92 X FA 92 3-2 1-H 2B		1 SAFE 1 SAFE F FA 89 X FA 90 0-1 ① ② G6-4-3 1-2f		C FA 93 1 SAFE B FA 92 B FA 95 X SL 87 2-1 ② FC5-4 16 BB 1-2f	4	2	2	1	1	0	2
16 Aramis Ramirez, R (1, 5) OBP: 0.361, SLG: 0.548	C FA 92 B CH 84 S SL 85 H CH 83 2-2 17 BB 15 HBP HBP		S SL 84 F FA 92 S SL 83 0-3 ② K	C SL 86 B FA 92 B CU 79 F FA 92 B CH 84 F SL 83 F SL 83 F FA 92 X FA 92 3-2 ③ G1-3		F FA 91 X FA 89 0-1 2B		B FA 94 B SL 90 B FA 94 B FA 94 4-0 1-2 BB		3	0	1	0	1	1	2
15 Cliff Floyd, L (1, 9) OBP: 0.362, SLG: 0.395 43 Michael Wuertz, R (7, 1) Mark DeRosa, R (8, PH) OBP: 0.368, SLG: 0.431 13 Will Ohman, L (9, 1)	C FA 92 B CH 84 B FA 92 B FA 91 C CH 82 H SL 86 4-2 17 BB HBP 1-2 2-3		C FA 93 X CH 83 0-1 17 2B 1B 1-3 1B		X FA 89 0-0 ① G6-3	B FA 90 S FA 90 X FA 91 1-1 ③ G6-3		C SL 87 S SL 84 X SL 85 0-2 ③ F9		3 0 1 0	1 0 0 0	1 0 0 0	0 0 0 0	0 0 0 0	1 0 2 0	0 0 0 0
17 Mike Fontenot, L (1, 4) OBP: 0.360, SLG: 0.462	B FA 92 S FA 92 B FA 92 B FA 92 F FA 91 B FA 93 4-2 1-2 2-3 3-H BB		X FA 91 0-0 1B 1-3 3-H 2B		C FA 89 C CU 78 B FA 90 B CU 80 B FA 89 B FA 89 4-2 FC3-6 19 1B 1B BB		B CU 77 B FA 89 B FA 90 C FA 89 B FA 90 4-1 G4-6-3 BB		C FA 90 C CU 77 C CU 79 0-3 ① K	2	1	1	2	3	1	0
Jacque Jones, L (1, 8) OBP: 0.310, SLG: 0.339	B FA 93 X FA 94 1-0 ③ L1-3		C SL 83 C FA 91 F FA 91 X FA 90 0-2 2-3 3-H 1B		C FA 88 1 SAFE X FA 89 0-1 FC3-6 1-2 1B		C FA 90 B FA 90 F FA 91 X FA 91 1-2 ① ② G4-6-3 1-2f		B FA 92 C FA 91 B FA 92 X FA 91 2-1 ② L7	5	0	2	1	0	0	4
Koyie Hill, S (1, 2) OBP: 0.221, SLG: 0.271		B FA 91 C FA 91 F FA 91 B SL 83 B SL 81 X FA 90 3-2 ① G3-1	C SL 83 S CU 78 B CU 79 F SL 83 F FA 91 B CU 78 B FA 92 F SL 83 X CU 79 3-2 ③ F8		B CU 77 F FA 87 F FA 88 X CU 80 1-2 ② FC3-6 19 1B 1-2f 2-3		X FA 90 0-0 ③ G5-3		B CU 77 B FA 91 B FA 90 C FA 90 X FA 91 3-1 ③ F8	5	0	0	0	0	0	4
45 Sean Marshall, L (1, 1) OBP: 0.095, SLG: 0.100 57 Rocky Cherry, R (3, 1) 19 Matt Murton, R (5, PH) OBP: 0.340, SLG: 0.344 47 Scott Eyre, L (6, 1) 29 Ángel Pagán, S (7, 9) OBP: 0.318, SLG: 0.453		B FA 92 S FA 91 X FA 92 1-1 ② G6-3		C FA 89 X FA 90 0-1 ① G3-1	X SL 81 0-0 1-2 3-H 1B			B FA 93 C FA 92 S SL 89 S FA 94 1-3 ① K		1 1 1 0 1	0 0 0 0 0	0 0 1 0 0	0 0 1 0 0	0 0 0 0 0	0 0 0 0 1	0 0 0 0 0
Inning Stats	R: 1 E: 0 K: 0 S: 15 H: 2 LOB: 3 BB: 1 P: 29	R: 0 E: 0 K: 0 S: 9 H: 0 LOB: 0 BB: 0 P: 15	R: 2 E: 0 K: 1 S: 20 H: 3 LOB: 2 BB: 1 P: 27	R: 1 E: 0 K: 0 S: 13 H: 2 LOB: 1 BB: 0 P: 20	R: 1 E: 0 K: 0 S: 11 H: 2 LOB: 2 BB: 1 P: 16	R: 0 E: 0 K: 0 S: 8 H: 2 LOB: 1 BB: 0 P: 11	R: 0 E: 0 K: 0 S: 5 H: 0 LOB: 0 BB: 1 P: 10	R: 1 E: 0 K: 1 S: 17 H: 2 LOB: 2 BB: 1 P: 28	R: 0 E: 0 K: 1 S: 7 H: 0 LOB: 0 BB: 0 P: 12	1B: 8 2B: 5 3B: 0 HR: 0	SF: 0 SAC: 0 DP: 2 HBP: 2					

	AB	37
	R	6
	H	13
	RBI	6
	BB	5
	SO	3
	LOB	19

WP: 0 PB: 0 SB: 0 CS: 1 PA: 44

PITCHER		IP	WLS	BF	H	R	ER	SO	BB	IBB	HBP	BLK	WP	HR	S	P	ERA	WHIP
Kyle Lohse, R ERA: 4.61	(1, 1)	1.0		7	2	1	1	0	1	0	2	0	0	0	15	29	9.00	3.000
58 J.D. Durbin, R ERA: 6.55	(2, 1)	3.0	W	15	5	3	3	1	1	0	0	0	0	0	42	62	9.00	2.000
56 Geoff Geary, R ERA: 5.53	(5, 1)	1.2	H	9	4	1	1	0	1	0	0	0	0	0	17	24	5.40	3.000
16 J.C. Romero, L ERA: 2.4	(6, 1)	1.1	H	4	0	0	0	0	1	0	0	0	0	0	7	13	0.00	0.750
45 Tom Gordon, R ERA: 3.77	(8, 1)	1.0	H	6	2	1	1	1	1	0	0	0	0	0	17	28	9.00	3.000

PITCHER		IP	WLS	BF	H	R	ER	SO	BB	IBB	HBP	BLK	WP	HR	S	P	ERA	WHIP
39 Brett Myers, R ERA: 5.26	(9, 1)	1.0		3	0	0	0	1	0	0	0	0	0	0	7	12	0.00	0.000

Batter	1	2	3	4	5	6	7	8	9	AB	R	H	RBI	BB	SO	LOB
7 José Reyes, S (1, 6) OBP: 0.376, SLG: 0.455	C FA 90 B FA 92 X FA 90 1-1 ① L9		C S B X 1-2 ① G4-3		C CH 86 X FA 90 0-1 ② G3-1		X FA 95 0-0 ① F8	I IN 63 I I I 4-0 17 S IBB	X FA 90 0-0 1-2 3-H 1B	5	0	1	1	1	0	0
17 David Newhan, L (1, 7) OBP: 0.297, SLG: 0.262	C FA 91 S FA 93 B FA 93 B CH 87 X CH 83 2-2 ② G4-3		F FA 89 S CH 85 S 0-3 ② K		B FA 93 B FA 92 B FA 91 C FA 88 B FA 90 4-1 21 BB 5 1B BB		B SL 82 B FA 94 B SL 80 B FA 94 4-0 5 23 S 1B BB	F B FA 93 F FA 92 S 1-3 ③ K 1-2	S SL 84 S SL 85 X SL 84 0-2 ③ F8	4	1	0	0	2	2	4
5 David Wright, R (1, 5) OBP: 0.391, SLG: 0.512	B FA 92 B FA 93 B FA 94 B FA 92 4-0 21 BB BB		C SL 82 B FA 89 F FA 91 B FA 96 B SI 88 X FA 95 3-2 ③ G6-3		X FA 90 0-0 1-2 21 BB 1B		1 SAFE C SL 83 B CU 79 B SL 83 T FA 94 B CU 80 F FA 94 F CU 81 S FA 95 3-3 ② 1-2 K		B FA 92 C FA 91 B SL 85 F SL 85 B FA 93 B SL 86 4-2 21 2B BB	3	1	1	0	2	1	1
21 Carlos Delgado, L (1, 3) OBP: 0.330, SLG: 0.437	F FA 91 B CH 84 1 SAFE B FA 92 B FA 91 B FA 93 4-1 1-2 BB			B CH 80 B CH 80 B FA 92 B FA 88 4-0 11 G6-3 23 G2-3 BB	S FA 91 B CH 83 B CH 83 B FA 95 S FA 91 B FA 90 4-2 1-2 2-3 BB		I IN 68 I IN 72 I IN 73 I 4-0 23 1B IBB		X FA 92 0-0 1-H 2B	1	1	1	1	4	0	0
23 Marlon Anderson, L (1, 8) OBP: 0.302, SLG: 0.316	B FA 93 C FA 95 S SI 87 C FA 93 1-3 ③ K			C FA 90 X FA 89 0-1 ① G2-3 1-2	F FA 92 B CH 82 C FA 93 S FA 95 1-3 ③ K		F F FA 94 B SL 82 X CU 78 1-2 1-3 2-H 1B		B SL 85 B FA 93 S SL 85 X CH 84 2-1 ① P4	5	0	1	1	0	2	7
11 Ramon Castro, R (1, 2) OBP: 0.344, SLG: 0.575		X FA 88 0-0 ① P5		B FA 90 C FA 91 X FA 93 1-1 ② G6-3 2-3		C CH 83 B CH 85 X FA 88 1-1 HR	B FA 95 C SL 80 F FA 93 C CU 80 1-3 ③ K		C FA 92 B FA 92 C SL 85 S SL 86 1-3 ② K	5	1	1	1	0	2	4
Shawn Green, L (1, 9) OBP: 0.319, SLG: 0.418		C FA 89 B CH 82 T CH 87 B FA 90 B FA 94 S FA 93 3-3 ② K		B FA 90 B FA 91 B CH 82 B FA 91 4-0 BB	B CH 82 C CH 84 B CU 80 S SL 81 B FA 95 X FA 93 3-2 ① G4-3			F FA 93 F FA 92 B FA 93 B FA 93 F FA 94 F CH 85 F FA 93 F FA 94 F FA 94 2-2 X CH 85 ① G4-3	B FA 92 S CH 82 B CH 84 X SL 86 2-1 3-H 1B 2B	4	1	1	1	1	1	0
Ruben Gotay, S (1, 4) OBP: 0.387, SLG: 0.508 1 Luis Castillo, S (9, 4) OBP: 0.347, SLG: 0.342		C FA 90 B FA 89 B SI 91 B FA 92 S FA 94 F FA 93 B FA 94 4-2 BB		C CH 83 B FA 90 C CH 81 C FA 90 1-3 ③ K		F FA 95 C CU 81 C CU 80 0-3 ② K		F FA 92 F FA 94 B FA 93 F FA 94 B CH 87 F FA 93 F FA 92 F FA 93 F CH 85 2-2 X FA 93 3 G6-3 2B	C FA 92 X CH 83 0-1 2-H 18 1B 7 1B 1B	4 0	1 0	2 0	1 0	1 0	2 0	2 0
26 Orlando Hernandez, R (1, 1) OBP: 0.184, SLG: 0.237 25 Pedro Feliciano, L (7, 1) 3 Damion Easley, R (8, PH) OBP: 0.343, SLG: 0.455 59 Guillermo Mota, R (8, 1) 18 Moises Alou, R (9, PH) OBP: 0.373, SLG: 0.432 13 Billy Wagner, L (9, 1)		F FA 90 F FA 89 X FA 92 0-2 ③ L9			F CH 87 X CH 85 0-1 ① B1-3	C FA 94 F FA 93 C SL 80 0-3 ③ K		F FA 94 X FA 93 0-1 ② 2-3 G6-3	X FA 90 0-0 1-3 7 1B 1B	3 0 1 0 1 0	0 0 0 0 0 0	0 0 0 0 1 0	0 0 0 0 0 0	1 0 0 0 0 0	1 0 1 0 0 0	0 0 0 0 0 0
Inning Stats	R: 0 E: 0 K: 1 S: 9 H: 0 LOB: 2 BB: 2 P: 21	R: 0 E: 0 K: 1 S: 10 H: 0 LOB: 1 BB: 1 P: 17	R: 0 E: 0 K: 1 S: 9 H: 0 LOB: 0 BB: 0 P: 13	R: 0 E: 0 K: 1 S: 7 H: 0 LOB: 2 BB: 2 P: 17	R: 0 E: 0 K: 1 S: 11 H: 1 LOB: 3 BB: 2 P: 20	R: 1 E: 0 K: 2 S: 11 H: 1 LOB: 0 BB: 0 P: 15	R: 1 E: 0 K: 2 S: 12 H: 1 LOB: 2 BB: 2 P: 25	R: 0 E: 0 K: 1 S: 21 H: 1 LOB: 2 BB: 1 P: 30	R: 4 E: 0 K: 1 S: 17 H: 5 LOB: 2 BB: 1 P: 26	1B: 5 2B: 3 3B: 0 HR: 1 SF: 0 SAC: 0 DP: 0 HBP: 0						WP: 0 PB: 0 SB: 2 CS: 0 PA: 47

PITCHER		IP	WLS	BF	H	R	ER	SO	BB	IBB	HBP	BLK	WP	HR	S	P	ERA	WHIP
38 Carlos Zambrano, R ERA: 3.42	(1, 1)	5.0		24	2	1	1	5	7	0	0	0	0	1	48	91	1.80	1.800
49 Carlos Marmol, R ERA: 1.73	(6, 1)	2.0		9	1	1	1	4	1	1	0	0	0	0	21	37	4.50	1.000
Bob Howry, R ERA: 4.02	(8, 1)	1.0		5	1	0	0	1	0	1	0	0	0	0	21	30	0.00	1.000
46 Ryan Dempster, R ERA: 3.76	(9, 1)	1.0	L	9	5	4	4	1	1	0	0	0	0	0	17	26	36.00	6.000

PITCHER	IP	WLS	BF	H	R	ER	SO	BB	IBB	HBP	BLK	WP	HR	S	P	ERA	WHIP

TOP

New York Mets @ Chicago Cubs

Wrigley Field, Chicago, IL

Fri Aug 03 2007, 1:20 PM CDT

Att. 41,512 - Sunny - 77 F

livebaseballscorecards.com

AB	36
R	6
H	9
RBI	6
BB	11
SO	11
LOB	20

Batter	1	2	3	4	5	6	7	8	9	AB	R	H	RBI	BB	SO	LOB
12 Alfonso Soriano, R (1, 7) OBP: 0.338, SLG: 0.516	B CU 70 F FA 86 S CU 68 B SL 74 X CU 68 2-2 ① P6		S SL 76 B SL 77 B SL 75 S FA 89 B SL 76 F CU 72 X FA 89 3-2 ③ F9			B S C B S 2-3 ① K		C SL 84 B SL 86 F SL 85 X FA 95 1-2 ① F9		4	0	0	0	0	1	1
2 Ryan Theriot, R (1, 6) OBP: 0.350, SLG: 0.366	C CU 67 X FA 87 0-1 ② F9			L CU 68 B CH 74 B FA 87 B FA 86 C FA 86 F FA 86 X FA 87 3-2 ① P6		X 0-0 ② G3		B FA 94 X FA 94 1-0 ② F7		4	0	0	0	0	0	0
25 Derrek Lee, R (1, 3) OBP: 0.417, SLG: 0.520	B FA 87 C FA 87 C FA 88 B FA 88 B SL 75 S FA 88 3-3 ③ K			C FA 88 X FA 88 0-1 ② G3-1		B FA 88 S CH 75 X FA 88 1-1 HR		B SL 87 C SL 85 S CH 87 B SL 85 B CH 86 X CH 84 3-2 16 E 16 S 1B		4	1	2	1	0	1	0
16 Aramis Ramirez, R (1, 5) OBP: 0.360, SLG: 0.547		S CU 66 B FA 87 B FA 87 S FA 88 B FA 89 X FA 88 3-2 ① F8		C FA 88 F SL 76 B FA 89 X FA 90 1-2 2B		F FA 90 B SL 77 F SL 77 B CH 76 F FA 91 T FA 90 2-2 ③ K		B SL 86 1 SAFE B FA 95 C CH 86 X CH 85 2-1 ③ F8 1-3		4	0	1	0	0	1	1
15 Cliff Floyd, L (1, 9) OBP: 0.360, SLG: 0.392		B FA 87 X CU 66 1-0 ② P4		B FA 88 B FA 89 C C SL 73 S CU 76 2-3 ③ K			B F CU 71 F FA 88 B CU 75 T CU 76 2-2 ① K		B FA 94 X FA 94 1-0 G6-3 1B 1B	4	0	1	0	0	2	1
Mark DeRosa, R (1, 4) OBP: 0.369, SLG: 0.432		X FA 87 0-0 ③ F9			B CU 70 C CU 73 C FA 86 T FA 88 1-2 ① K		C SL 75 S SL 76 B FA 88 B SL 76 B FA 90 F CU 74 X FA 88 3-2 2B 1B		B FA 94 X FA 95 1-0 G6-3 1-2 1B	4	1	2	0	0	1	0
Jacque Jones, L (1, 8) OBP: 0.309, SLG: 0.342			C CU 66 X FA 87 0-1 2B		X CH 79 0-0 ② G3-1		B SL 74 B SL 74 1 SAFE B SL 73 C FA 86 S FA 87 T FA 88 3-2 ② K		B SL 83 X FA 96 1-0 ① ② G6-3 1-2f 2-3	4	0	1	0	0	1	3
Jason Kendall, R (1, 2) OBP: 0.271, SLG: 0.285			B CH 71 B FA 86 F FA 86 F CH 71 S SL 74 2-3 ① K		B FA 87 B FA 86 B FA 87 B FA 85 4-0 BB		B SL 76 C CH 74 B SL 77 F FA 88 F FA 89 X SL 75 2-2 1-H 2B		C FA 96 B FA 95 C SL 86 F FA 96 F SL 85 B SL 84 F FA 96 X FA 96 2-2 ③ G1-3	3	0	1	1	1	1	2
38 Carlos Zambrano, S (1, 1) OBP: 0.281, SLG: 0.404 49 Carlos Marmol, R (6, 1) 17 Mike Fontenot, L (7, PH) OBP: 0.360, SLG: 0.462 19 Matt Murton, R (7, PH) OBP: 0.338, SLG: 0.341 Bob Howry, L (8, 1) 46 Ryan Dempster, R (9, 1)			B CU 67 F FA 88 B FA 88 C CU 73 F FA 88 C FA 89 2-3 ② K		X CU 68 0-0 ③ P6		B CU 75 C CU 76 C CU 76 B FA 89 S CU 77 2-3 ③ K			2 0 0 1 0 0	0 0 0 0 0 0	0 0 0 0 0 0	0 0 0 0 0 0	0 0 0 0 0 0	1 0 0 1 0 0	2 0 0 1 0 0
Inning Stats	R: 0 E: 0 K: 1 S: 8 H: 0 LOB: 0 BB: 0 P: 13	R: 0 E: 0 K: 0 S: 5 H: 0 LOB: 0 BB: 0 P: 9	R: 0 E: 0 K: 2 S: 13 H: 1 LOB: 1 BB: 0 P: 20	R: 0 E: 0 K: 1 S: 12 H: 1 LOB: 1 BB: 0 P: 18	R: 0 E: 0 K: 1 S: 5 H: 0 LOB: 1 BB: 1 P: 10	R: 1 E: 0 K: 2 S: 10 H: 1 LOB: 0 BB: 0 P: 15	R: 1 E: 0 K: 3 S: 17 H: 2 LOB: 1 BB: 0 P: 29	R: 0 E: 0 K: 0 S: 9 H: 1 LOB: 1 BB: 0 P: 16	R: 0 E: 0 K: 0 S: 9 H: 2 LOB: 1 BB: 0 P: 14	1B: 4 2B: 3 3B: 0 HR: 1 SF: 0 SAC: 0 DP: 1 HBP: 0						WP: 0 PB: 0 SB: 1 CS: 0 PA: 35	

PITCHER		IP	WLS	BF	H	R	ER	SO	BB	IBB	HBP	BLK	WP	HR	S	P	ERA	WHIP
26 Orlando Hernandez, R ERA: 3.0	(1, 1)	6.2		26	5	2	2	9	1	0	0	0	0	1	67	109	2.70	0.900
25 Pedro Feliciano, L ERA: 2.9	(7, 1)	0.1		1	0	0	0	1	0	0	0	0	0	0	3	5	0.00	0.000
59 Guillermo Mota, R ERA: 4.84	(8, 1)	1.0	W	4	1	0	0	0	0	0	0	0	0	0	9	16	0.00	1.000
13 Billy Wagner, L ERA: 1.33	(9, 1)	1.0		4	2	0	0	0	0	0	0	0	0	0	9	14	0.00	2.000

PITCHER	IP	WLS	BF	H	R	ER	SO	BB	IBB	HBP	BLK	WP	HR	S	P	ERA	WHIP

BOTTOM

New York Mets @ Chicago Cubs

Wrigley Field, Chicago, IL

Fri Aug 03 2007, 1:20 PM CDT

Att. 41,512 - Sunny - 77 F

livebaseballscorecards.com

AB	34
R	2
H	8
RBI	2
BB	1
SO	10
LOB	11

Batter	1	2	3	4	5	6	7	8	9	AB	R	H	RBI	BB	SO	LOB
7 José Reyes, S (1, 6) OBP: 0.374, SLG: 0.451	F FA 86 L FA 87 X FA 89 0-2 ① F9		B FA 88 C FC 83 B FA 89 F FA 89 X FA 88 2-2 ② F9		B FA 90 F FC 82 X FA 90 1-1 ② P4		C FC 84 B FC 83 S FC 83 F FC 84 B FA 91 F FA 90 X FA 90 2-2 ③ P3			4	0	0	0	0	0	1
1 Luis Castillo, S (1, 4) OBP: 0.348, SLG: 0.347	C FA 87 B CH 78 C FC 85 X FA 89 1-2 ② G6-3		C FA 89 X FA 89 0-1 2B		X FA 91 0-0 1-2 1B			B CH 83 C FA 85 B FA 85 B FC 82 C FA 85 X FC 82 3-2 ① F7		4	0	2	0	0	0	0
5 David Wright, R (1, 5) OBP: 0.392, SLG: 0.511	B FA 89 F FA 89 C CU 72 B FA 90 X FC 82 2-2 18 S 21 1B 1B		B FA 89 B FA 89 B FA 89 X FA 89 3-0 ③ P4		C FA 90 D CU 74 F FA 91 X FA 91 1-2 ③ G3			F FA 88 B CU 73 B FA 90 F FC 85 B FA 90 B FA 88 4-2 18 BB BB		3	0	1	0	1	0	3
21 Carlos Delgado, L (1, 3) OBP: 0.329, SLG: 0.436	X FA 90 0-0 1-2 18 S 1B			C FA 88 B FC 86 F FC 82 C FA 90 1-3 ① K		X FA 89 0-0 ① F9		X FA 89 0-0 ② L6		4	0	1	0	0	1	1
18 Moises Alou, R (1, 7) OBP: 0.383, SLG: 0.481	C FA 90 D CU 73 B CH 81 F FA 91 C CU 73 2-3 ③ K 1-2 2-3			B CH 83 X FA 89 1-0 HR		B CH 82 S CH 80 X CH 80 1-1 HR		C SL 80 D CU 80 1 SAFE B CU 79 B SL 81 B FA 93 4-1 1-2 BB		3	2	2	2	1	1	2
3 Damion Easley, R (1, 9) OBP: 0.337, SLG: 0.445		C FA 85 X CU 68 0-1 ① G1-3		B FA 88 C FC 83 C FA 89 F FA 90 X CU 71 1-2 ② F8		B FC 83 B FC 82 B FC 82 C FA 85 F FA 87 X FC 82 3-2 ② G6-3		C FA 93 C SL 81 S SL 80 0-3 ③ K		4	0	0	0	0	1	2
11 Ramon Castro, R (1, 2) OBP: 0.333, SLG: 0.556		B CH 82 X FA 88 1-0 ② F9		C FA 88 B FA 88 B CH 80 F FC 83 T FA 90 2-2 ③ K		B FA 90 X FA 88 1-0 ③ F9			C FA 94 B SL 83 X FA 94 1-1 ① F8	4	0	0	0	0	1	0
Lastings Milledge, R (1, 8) OBP: 0.321, SLG: 0.462		B FA 86 C CH 78 B FA 88 S FA 85 S FA 90 2-3 ③ K			C FA 87 S CH 79 X CH 78 0-2 1 1B 1B		B FA 88 F FA 86 S FA 88 C FA 90 1-3 ① K		B FA 94 C FA 93 S SL 82 C FA 94 1-3 ② K	4	0	1	0	0	3	0
33 John Maine, R (1, 1) OBP: 0.190, SLG: 0.189 Aaron Sele, R (3, 1) Ruben Gotay, S (7, PH) OBP: 0.384, SLG: 0.504 Jorge Sosa, R (7, 1) OBP: 0.296, SLG: 0.292 Scott Schoeneweis, L (8, 1) 23 Marlon Anderson, L (9, PH) OBP: 0.297, SLG: 0.310			C FA 86 B FA 86 S FA 88 S FA 89 1-3 ① K		B CH 84 1 SAFE 1 SAFE L FA 85 L FA 88 1 SAFE 1 SAFE L FA 90 1-3 ① K		C FC 83 S FC 84 F FA 90 C FA 90 0-3 ② K		F FA 93 B FA 94 X CH 86 1-1 ③ G3	1 1 1 0 0 1	0 0 0 0 0 0	0 0 0 0 0 0	0 0 0 0 0 0	1 1 1 0 0 0	0 1 0 0 0 0	0 1 0 0 0 0
Inning Stats	R: 0 E: 0 K: 1 S: 13 H: 2 LOB: 2 BB: 0 P: 18	R: 0 E: 0 K: 1 S: 6 H: 0 LOB: 0 BB: 0 P: 9	R: 0 E: 0 K: 1 S: 9 H: 1 LOB: 1 BB: 0 P: 15	R: 1 E: 0 K: 2 S: 11 H: 1 LOB: 0 BB: 0 P: 16	R: 0 E: 0 K: 1 S: 12 H: 2 LOB: 2 BB: 0 P: 15	R: 1 E: 0 K: 0 S: 7 H: 1 LOB: 0 BB: 0 P: 12	R: 0 E: 0 K: 2 S: 12 H: 0 LOB: 0 BB: 0 P: 15	R: 0 E: 0 K: 1 S: 10 H: 0 LOB: 2 BB: 2 P: 21	R: 0 E: 0 K: 1 S: 7 H: 0 LOB: 0 BB: 0 P: 10	1B: 4 2B: 1 3B: 0 HR: 2 SF: 0 SAC: 0 DP: 0 HBP: 0						

PITCHER		IP	WLS	BF	H	R	ER	SO	BB	IBB	HBP	BLK	WP	HR	S	P	ERA	WHIP
30 Ted Lilly, L ERA: 3.53	(1, 1)	7.2	W	31	7	2	2	8	1	0	0	0	0	2	76	113	2.35	1.043
49 Carlos Marmol, R ERA: 1.71	(8, 1)	0.1		2	0	0	0	1	1	0	0	0	0	0	4	8	0.00	3.000
Bob Howry, R ERA: 3.95	(9, 1)	1.0		3	0	0	0	1	0	0	0	0	0	0	7	10	0.00	0.000

PITCHER	IP	WLS	BF	H	R	ER	SO	BB	IBB	HBP	BLK	WP	HR	S	P	ERA	WHIP

TOP

New York Mets @ Chicago Cubs

Wrigley Field, Chicago, IL

Sat Aug 04 2007, 2:55 PM CDT

Att. 41,412 - Cloudy - 74 F

livebaseballscorecards.com

AB	34
R	2
H	7
RBI	2
BB	2
SO	10
LOB	10

New York Mets @ Chicago Cubs

Wrigley Field, Chicago, IL

Sat Aug 04 2007, 2:55 PM CDT

Att. 41,412 - Cloudy - 74 F

livebaseballscorecards.com

BOTTOM

Batter	1	2	3	4	5	6	7	8	9	AB	R	H	RBI	BB	SO	LOB
12 Alfonso Soriano, R (1, 7) OBP: 0.335, SLG: 0.511	X SL 84 0-0 ① G1-3		B SL 86 B FA 93 X FA 94 2-0 ② G1-3 1-2 2-3	B CU 73 X FA 86 1-0 ② G5-3		D CU 75 B FA 87 B FA 87 X FA 86 3-0 ③ G5-3				4	0	0	0	0	0	3
2 Ryan Theriot, R (1, 6) OBP: 0.349, SLG: 0.364	B FA 91 C FA 91 X FA 92 1-1 ② G1-3		F FA 94 C FA 94 B FA 94 F FA 94 F FA 94 X SL 86 1-2 16 BB 25 BB 15 HBP 2-3 3-H 1B	C FA 84 X FA 83 0-1 ③ G6-3			B FA 92 C SL 83 B FA 91 C FA 92 X SL 83 2-2 ① G6-3			4	1	1	1	0	0	0
25 Derrek Lee, R (1, 3) OBP: 0.415, SLG: 0.516	B SL 84 X FA 92 1-0 ③ G6-3		B FA 94 B FA 93 1 SAFE B FA 95 B FA 86 4-0 15 HBP 16 BB 1-2 1B BB		C FA 82 F CU 71 X CU 71 0-2 ① P4		B FA 93 C SL 82 X FA 92 1-1 E8			3	1	0	0	1	0	0
16 Aramis Ramirez, R (1, 5) OBP: 0.361, SLG: 0.548		B SL 85 B SL 83 X FA 91 2-0 ① F9	C SL 84 B FA 93 F FA 94 B FA 94 F SL 85 B FA 92 B SL 84 4-2 15 HBP 1-2 2-3 3-H 1B BB		B FA 85 C FA 82 B FA 85 B CU 73 C FA 83 F FA 87 F FA 87 X CU 74 3-2 2B		B SL 82 C SL 83 C SL 83 B FA 93 B FA 94 F SL 82 C SL 83 3-3 ② K			3	1	1	1	1	1	1
15 Cliff Floyd, L (1, 9) OBP: 0.358, SLG: 0.386 29 Ángel Pagán, S (8, 9) OBP: 0.318, SLG: 0.453		C CH 82 S FA 93 X FA 93 0-2 ② F9	B FA 93 B FA 92 F FA 93 F FA 93 F FA 94 H FA 94 3-2 1B 1-2 2-3 3-H 1B HBP		C FA 86 C FA 86 B FA 86 C SL 81 1-3 ② K		B SL 84 B SL 82 S CH 85 F FA 93 B SL 84 S CH 84 3-3 ③ K			3 0	1 0	0 0	1 0	0 0	2 0	2 0
Mark DeRosa, R (1, 4) OBP: 0.368, SLG: 0.430		C FA 93 B CH 85 S FA 93 B FA 94 S SL 86 2-3 ③ K	B CH 83 F FA 93 B FA 92 X FA 92 2-1 1B 1-2 2-H 3-H 1B		B FA 84 B SL 82 F FA 87 S FA 86 T FA 87 2-2 ③ K			C FA 90 X CH 82 0-1 ① F7		4	0	1	2	0	2	1
Jacque Jones, L (1, 8) OBP: 0.315, SLG: 0.351			B CH 83 B FA 92 F FA 92 F FA 92 X SL 83 2-1 30 FC3-5 2B B CH 83 F FA 92 F FA 92 X SL 83 1-2 1-2 2-H 1B			B CH 83 X SL 83 1-0 1B 1B		C FA 90 X CU 82 0-1 ② G3		4	0	3	1	0	0	0
Jason Kendall, R (1, 2) OBP: 0.274, SLG: 0.285			B FA 93 F FA 92 B FA 92 B FA 92 B FA 93 4-1 12 G1-3 30 FC3-S 2 1B BB B FA 93 C FA 93 B FA 85 X FA 84 2-1 F8			1 SAFE X FA 86 0-0 30 G1-6-3 1-3 1B		B FA 90 C FA 90 F FA 90 X FA 83 1-2 ③ G4-3		3	1	1	0	1	0	2
30 Ted Lilly, L (1, 1) OBP: 0.154, SLG: 0.154 49 Carlos Marmol, R (8, 1) Bob Howry, L (9, 1)			X FA 92 0-0 ① FC3-5 2 1B 12 G1-3 16 BB 1-2 2-3f	B CH 83 F CH 83 M FA 84 S CU 70 1-3 ① K		F FA 86 B FA 86 X FA 86 1-1 ①② G1-6-3 1-2f				3 0 0	1 0 0	0 0 0	0 0 0	0 0 0	1 0 0	4 0 0
Inning Stats	R: 0 E: 0 K: 0 S: 4 H: 0 LOB: 0 BB: 0 P: 6	R: 0 E: 0 K: 1 S: 7 H: 0 LOB: 0 BB: 0 P: 11	R: 6 E: 0 K: 0 S: 23 H: 4 LOB: 2 BB: 3 P: 48	R: 0 E: 0 K: 1 S: 6 H: 0 LOB: 0 BB: 0 P: 8	R: 0 E: 0 K: 2 S: 14 H: 1 LOB: 1 BB: 0 P: 20	R: 0 E: 0 K: 0 S: 5 H: 2 LOB: 1 BB: 0 P: 10	R: 0 E: 1 K: 2 S: 12 H: 0 LOB: 1 BB: 0 P: 21	R: 0 E: 0 K: 0 S: 7 H: 0 LOB: 0 BB: 0 P: 8		1B: 5 2B: 2 3B: 0 HR: 0 SF: 0 SAC: 0 DP: 1 HBP: 1						

	AB	31
	R	6
	H	7
	RBI	6
	BB	3
	SO	6
	LOB	13

WP: 0 PB: 0 SB: 0 CS: 0 PA: 35

PITCHER		IP	WLS	BF	H	R	ER	SO	BB	IBB	HBP	BLK	WP	HR	S	P	ERA	WHIP
33 John Maine, R ERA: 3.27	(1, 1)	2.2	L	16	4	6	6	1	3	0	1	0	0	0	32	61	20.25	2.625
Aaron Sele, R ERA: 4.07	(3, 1)	3.1		12	3	0	0	3	0	0	0	0	0	0	27	42	0.00	0.900
Jorge Sosa, R ERA: 4.31	(7, 1)	1.0		4	0	0	0	2	0	0	0	0	0	0	12	21	0.00	0.000
Scott Schoeneweis, L ERA: 5.36	(8, 1)	1.0		3	0	0	0	0	0	0	0	0	0	0	7	8	0.00	0.000

PITCHER	IP	WLS	BF	H	R	ER	SO	BB	IBB	HBP	BLK	WP	HR	S	P	ERA	WHIP

Batter	1	2	3	4	5	6	7	8	9	AB	R	H	RBI	BB	SO	LOB
7 José Reyes, S (1, 6) OBP: 0.375, SLG: 0.456	B FA 90 X FA 91 1-0 ① F8	X FA 87 0-0 1-2 1B		B CH 82 B FA 90 X FA 91 2-0 ③ G4-3		X SL 85 0-0 5 S 1 1B 21 G4-3 3-H 1B	C CU 75 B CU 76 B FA 93 B FA 92 F FA 91 S SL 82 3-3 ③ K		X FA 91 0-0 21 SF9 3B	6	2	3	1	0	1	3
1 Luis Castillo, S (1, 4) OBP: 0.354, SLG: 0.356 Ruben Gotay, S (8, 4) OBP: 0.381, SLG: 0.500	B FA 90 L FA 90 X FA 90 1-1 5 F9 2B	D CH 83 B FA 88 B FA 90 C FA 90 C FA 90 X FA 90 3-2 ③ G6-3			B FA 89 L FA 88 B FA 90 B FA 89 C FA 86 X FA 88 3-2 5 F8 21 2B 1B	1 SAFE C FA 88 B FA 89 F FA 88 1 SAFE X CU 78 1-2 21 G4-3 5 S 1-2 1B		L FA 89 B FA 88 B FA 89 X FA 90 2-1 21 S 5 1B 21 2B 1B	B FA 91 B FA 91 C FA 92 X CH 81 2-1 ① G1-3	5 1	2 0	4 0	0 0	0 0	0 0	2 1
5 David Wright, R (1, 5) OBP: 0.393, SLG: 0.508	C FA 90 X FA 89 0-1 ② F9 2-3		B FA 91 X FA 90 1-0 ① F9		B FA 90 F FA 89 B FA 89 X SL 82 2-1 ① F8 1-2	B FA 89 B FA 88 I IN 71 I IN 70 4-0 21 G4-3 1-2 IBB		B FA 89 B SL 83 S FA 90 X FA 90 2-1 21 2B 16 1B 1-2 1B	B SL 85 B FA 92 B CH 82 B FA 92 4-0 BB	4	1	1	0	2	0	2
21 Carlos Delgado, L (1, 3) OBP: 0.331, SLG: 0.441	B SL 86 S SL 85 B CH 83 F SI 87 B SI 87 F SL 87 B SL 86 4-2 BB		B FA 87 B SL 87 X 2-0 ② G4-3		F CH 84 X SL 83 0-1 WP 2B 2-H 2B	B CU 79 S CU 82 B FA 90 B CH 83 F FA 90 X FA 91 3-2 ② G4-3 1-2 2-3 3-H		C CU 81 T CH 83 X CH 83 0-2 16 1B 1-3 2B 2-H	S SL 86 X FA 92 0-1 ② SF9 3-H	4	1	2	4	1	0	2
18 Moises Alou, R (1, 7) OBP: 0.381, SLG: 0.468	F SL 88 B SL 88 C FA 93 B SL 87 S SL 88 2-3 ③ K		C FA 91 F SL 87 X FA 91 0-2 ③ F8		S SL 82 X CH 85 0-1 ② G5-3	I IN 70 I IN 72 I IN 73 I IN 71 4-0 IBB		I I I I 4-0 16 1B IBB	S SL 85 F SL 85 T CH 83 0-2 ③ K	4	0	0	0	2	2	4
Shawn Green, L (1, 9) OBP: 0.317, SLG: 0.418		B FA 86 F FA 90 F SI 86 F FA 91 X FA 85 1-2 ① G3-1		F FA 90 B FA 87 B FA 91 S SL 86 F FA 86 X CH 83 2-2 ① G3-1	B CH 80 B CH 82 C CH 82 C FA 87 X CH 83 2-2 2-H 2B	B CH 82 B FA 90 X FA 90 2-0 ③ G6-3		S FA 89 C CU 80 B SL 82 F FA 90 S CU 82 1-3 ① K		5	0	1	1	0	1	6
16 Paul Lo Duca, R (1, 2) OBP: 0.311, SLG: 0.360		C FA 90 C FA 91 X FA 91 0-2 ② G4-3		C SL 87 B FA 92 X FA 91 1-1 ② G6-3	X CH 84 0-0 ③ G6-3		X FA 92 0-0 ① G5-3	B FA 86 X SL 83 1-0 1-2 2-3 3-H 1B		5	0	1	1	0	0	1
Lastings Milledge, R (1, 8) OBP: 0.348, SLG: 0.488		B FA 86 B SL 87 S FA 91 B FA 91 B FA 92 4-1 S 1B BB		C FA 91 B FA 90 F SL 87 F FA 91 X FA 86 1-2 BB 1B		X FA 87 0-0 G3 7 1B 2B	C FA 93 B CU 76 B SL 84 B FA 93 F FA 92 X FA 93 3-2 SH2-4 1B	B SL 86 X FA 91 1-0 ② F3		4	2	3	0	1	0	3
Tom Glavine, L (1, 1) OBP: 0.326, SLG: 0.268 59 Guillermo Mota, R (7, 1) 25 Pedro Feliciano, L (7, 1) Aaron Heilman, R (7, 1) 23 Marlon Anderson, L (8, PH) OBP: 0.282, SLG: 0.305 Jorge Sosa, R (8, 1) OBP: 0.296, SLG: 0.292 13 Billy Wagner, L (9, 1)		B FA 90 X FA 85 1-0 7 1B 1-H 1B		C FA 91 B FA 90 F FA 90 B FA 86 1 SAFE B FA 91 F FA 90 B FA 90 4-2 1-2 BB		L CH 85 L CH 85 X SL 83 0-2 ① G3 2-3	X FA 92 0-0 ② SH2-4 1-2	F SL 86 X SL 86 0-1 ③ F8		2 0 0 0 1 0 0	0 0 0 0 0 0 0	1 0 0 0 0 0 0	1 0 0 0 0 0 0	1 0 0 0 0 0 0	0 0 0 0 3 0 0	1 0 0 0 0 0 0
Inning Stats	R: 0 E: 0 K: 1 S: 11 H: 1 LOB: 2 BB: 1 P: 19	R: 1 E: 0 K: 0 S: 13 H: 2 LOB: 2 BB: 1 P: 22	R: 0 E: 0 K: 0 S: 5 H: 0 LOB: 0 BB: 0 P: 8	R: 0 E: 0 K: 0 S: 14 H: 1 LOB: 2 BB: 1 P: 24	R: 2 E: 0 K: 0 S: 13 H: 3 LOB: 1 BB: 0 P: 20	R: 2 E: 0 K: 0 S: 12 H: 3 LOB: 3 BB: 2 P: 26	R: 0 E: 0 K: 1 S: 8 H: 1 LOB: 1 BB: 0 P: 14	R: 2 E: 0 K: 1 S: 15 H: 4 LOB: 3 BB: 1 P: 26	R: 1 E: 0 K: 1 S: 8 H: 1 LOB: 1 BB: 1 P: 14	1B: 10 2B: 5 3B: 1 HR: 0 SF: 1 SAC: 1 DP: 0 HBP: 0						

PITCHER		IP	WLS	BF	H	R	ER	SO	BB	IBB	HBP	BLK	WP	HR	S	P	ERA	WHIP
Jason Marquis, R ERA: 4.39	(1, 1)	5.1	L	28	9	5	5	1	3	0	0	0	1	0	61	98	8.44	2.250
47 Scott Eyre, L ERA: 5.45	(6, 1)	0.2		5	1	0	0	0	0	2	0	0	0	0	7	21	0.00	1.500
34 Kerry Wood, R ERA:	(7, 1)	1.0		4	1	0	0	1	0	0	0	0	0	0	8	14	0.00	1.000
13 Will Ohman, L ERA: 5.06	(8, 1)	0.1		5	3	2	2	1	0	1	0	0	0	0	11	20	54.00	9.000
43 Michael Wuertz, R ERA: 3.33	(8, 1)	0.2		3	1	0	0	0	0	0	0	0	0	0	4	6	0.00	1.500

PITCHER		IP	WLS	BF	H	R	ER	SO	BB	IBB	HBP	BLK	WP	HR	S	P	ERA	WHIP
46 Ryan Dempster, R ERA: 3.89	(9, 1)	1.0		5	1	1	1	1	1	0	0	0	0	0	8	14	9.00	2.000

New York Mets @ Chicago Cubs

Wrigley Field, Chicago, IL

Sun Aug 05 2007, 7:05 PM CDT

Att. 41,599 - Clear - 83 F

TOP

livebaseballscorecards.com

AB	41
R	8
H	16
RBI	8
BB	7
SO	4
LOB	28

1B: 10	SF: 1	WP: 1	PA: 50
2B: 5	SAC: 1	PB: 0	
3B: 1	DP: 0	SB: 4	
HR: 0	HBP: 0	CS: 0	

New York Mets @ Chicago Cubs

Wrigley Field, Chicago, IL

Sun Aug 05 2007, 7:05 PM CDT

Att. 41,599 - Clear - 83 F

livebaseballscorecards.com

BOTTOM

Batter	1	2	3	4	5	6	7	8	9	AB	R	H	RBI	BB	SO	LOB
12 Alfonso Soriano, R (1, 7) OBP: 0.336, SLG: 0.511 17 Mike Fontenot, L (4, 4) OBP: 0.360, SLG: 0.465	F CH 77 B FA 83 X FA 84 1-1 ① F8		C FA 84 B FA 84 F FA 84 X CH 77 1-2 2 1B 1B			C FA 83 C CH 76 B CH 75 B CH 76 X FA 84 2-2 ① L3	C CU 76 B FA 88 B FA 87 X FA 87 2-1 2-H 2B		T FA 96 S SL 85 F SL 85 B SL 85 B FA 95 X SL 86 2-2 ③ G4-3	2 3	0 0	1 1	0 1	0 0	0 0	0 1
2 Ryan Theriot, R (1, 6) OBP: 0.348, SLG: 0.363	C FA 85 B FA 84 B FA 84 X CH 78 2-1 ② F8		B CH 78 X CH 78 1-0 ③ 1-3 1B			C CU 73 B FA 84 X FA 83 1-1 ② G6-3	F FA 94 F FA 95 X CH 84 0-2 ③ F8			4	0	1	0	0	0	1
25 Derrek Lee, R (1, 3) OBP: 0.414, SLG: 0.516	C FA 85 B FA 84 B FA 84 B FA 85 F CH 79 F FA 86 X CH 78 3-2 ③ F7			C FA 84 C FA 82 B FA 83 X CH 76 1-2 ① G6-3		B CH 73 F FA 83 B FA 84 C CH 76 B FA 84 X CH 75 3-2 16 2B 2B		X FA 93 0-0 ① G6-3		4	1	1	0	0	0	0
16 Aramis Ramirez, R (1, 5) OBP: 0.360, SLG: 0.548		B FA 84 B FA 84 S CH 77 B CH 77 X CH 78 3-1 ① P4		X FA 84 0-0 ② P4		B CH 77 B FA 84 C FA 85 X FA 85 2-1 2-H 2B		C FA 93 X SL 86 0-1 ② G6-3		4	0	1	1	0	0	0
15 Cliff Floyd, L (1, 9) OBP: 0.365, SLG: 0.388 (4, 7)		B FA 85 F CU 78 B FA 84 B CH 78 B CH 79 4-1 BB		X FA 84 0-0 1B		B FA 84 B CH 77 C CH 77 F FA 84 S CU 69 2-3 ③ K		B CH 85 F CH 85 B FA 92 B CH 85 B FA 91 4-1 BB		2	0	1	0	2	1	1
Mark DeRosa, R (1, 4) OBP: 0.364, SLG: 0.425 (4, 9) 46 Ryan Dempster, R (9, 1)		B CH 80 B FA 85 F CH 79 C FA 86 B CH 79 F CH 79 X 3-2 ② F8		X FA 84 0-0 ③ F9			B FA 83 X CH 76 1-0 ① G5-3	B SL 82 B SL 83 F FA 92 B SL 83 X SL 83 3-1 ③ F8		4 0	0 0	0 0	0 0	0 0	0 0	3 0
29 Ángel Pagán, S (1, 8) OBP: 0.316, SLG: 0.455		B CH 78 B FA 85 S CH 78 F FA 85 X CH 78 2-2 ③ G4-3			B FA 82 C CH 77 B CH 76 F CH 77 B FA 84 X FA 84 3-2 ① G4-3		B CH 76 X CH 75 1-0 1B G4-3 2B		C FA 94 X FA 94 0-1 ① L9	4	1	1	0	0	0	1
Jason Kendall, R (1, 2) OBP: 0.276, SLG: 0.291			C FA 84 B FA 83 B FA 84 X FA 84 2-1 ① G5-3		B FA 84 C FA 84 B FA 85 X CH 76 2-1 ② L5		B FA 95 C FA 95 X FA 95 1-1 17 2B G4-3 2-3 1B		C FA 94 B FA 95 F FA 95 X SL 86 1-2 2B	4	1	2	0	0	0	0
Jason Marquis, L (1, 1) OBP: 0.176, SLG: 0.260 47 Scott Eyre, L (6, 1) 34 Kerry Wood, R (7, 1) Jacque Jones, L (7, PH) OBP: 0.314, SLG: 0.350 13 Will Ohman, L (8, 1) 43 Michael Wuertz, R (8, 1) 19 Matt Murton, R (9, 9) OBP: 0.336, SLG: 0.338			C FA 84 B CH 78 C FA 84 F CH 76 F FA 84 F CU 68 B FA 84 B FA 84 F FA 84 3-2 X FA 85 ② F7		B FA 85 X FA 83 1-0 ③ G6-3		B FA 87 C FA 86 X CU 78 1-1 ② G4-3 1-2 3-H		F FA 96 B FA 97 F FA 97 F FA 97 C SL 85 1-3 ② K	2 0 0 1 0 0 1	0 0 0 0 0 0 0	0 0 0 0 0 0 0	0 0 0 1 0 0 0	0 0 0 0 0 0 0	0 0 0 0 0 0 1	0 0 0 1 0 0 1
Inning Stats	R: 0 E: 0 K: 0 S: 8 H: 0 LOB: 0 BB: 0 P: 14	R: 0 E: 0 K: 0 S: 10 H: 0 LOB: 1 BB: 1 P: 22	R: 0 E: 0 K: 0 S: 13 H: 2 LOB: 1 BB: 0 P: 20	R: 0 E: 0 K: 0 S: 6 H: 1 LOB: 1 BB: 0 P: 7	R: 0 E: 0 K: 0 S: 6 H: 0 LOB: 0 BB: 0 P: 12	R: 1 E: 0 K: 1 S: 13 H: 2 LOB: 1 BB: 0 P: 23	R: 2 E: 0 K: 0 S: 11 H: 3 LOB: 1 BB: 0 P: 17	R: 0 E: 0 K: 0 S: 6 H: 0 LOB: 1 BB: 1 P: 13	R: 0 E: 0 K: 1 S: 13 H: 1 LOB: 1 BB: 0 P: 17	1B: 4 2B: 5 3B: 0 HR: 0 SF: 0 SAC: 0 DP: 0 HBP: 0						

	AB	35
	R	3
	H	9
	RBI	3
	BB	2
	SO	2
	LOB	9

PITCHER		IP	WLS	BF	H	R	ER	SO	BB	IBB	HBP	BLK	WP	HR	S	P	ERA	WHIP
Tom Glavine, L ERA: 4.31	(1, 1)	6.1	W	25	6	2	2	1	1	0	0	0	0	0	58	102	2.84	1.105
59 Guillermo Mota, R ERA: 5.09	(7, 1)	0.0		1	1	0	0	0	0	0	0	0	0	0	2	3	∞	∞
25 Pedro Feliciano, L ERA: 2.88	(7, 1)	0.1	H	2	1	1	1	0	0	0	0	0	0	0	4	7	27.00	3.000
Aaron Heilman, R ERA: 3.47	(7, 1)	0.1	H	1	0	0	0	0	0	0	0	0	0	0	3	3	0.00	0.000
Jorge Sosa, R ERA: 4.26	(8, 1)	1.0		4	0	0	0	0	1	0	0	0	0	0	6	13	0.00	1.000

PITCHER		IP	WLS	BF	H	R	ER	SO	BB	IBB	HBP	BLK	WP	HR	S	P	ERA	WHIP
13 Billy Wagner, L ERA: 1.3	(9, 1)	1.0		4	1	0	0	1	0	0	0	0	0	0	13	17	0.00	1.000

Batter	1	2	3	4	5	6	7	8	9	10	AB	R	H	RBI	BB	SO	LOB
2 Ryan Theriot, R (1, 6) OBP: 0.348, SLG: 0.369	C FA 88 X FA 89 0-1 F9 ①		B FA 91 X CH 82 1-0 5 S 2B		X FA 89 0-0 5 G5-3 25 G4-3 2B		C FA 90 B CU 78 F CU 78 X FA 91 1-2 G1-3 ③			B FA 98 X FA 98 1-0 F8 ② 2-3	5	1	2	0	0	0	1
5 Ronny Cedeno, R (1, 4) OBP: 0.163, SLG: 0.283 15 Cliff Floyd, L (10, PH) OBP: 0.363, SLG: 0.386 (10, 9)	C FA 90 X FA 89 0-1 E4 25 1B		C CH 84 B FA 83 B CU 76 F FA 91 S CU 78 2-3 K ② 2-3		L FA 89 X CU 76 0-1 G5-3 ① 2-3			L CU 70 C FA 88 F CU 76 F CU 76 S FA 91 0-3 K ①		B SL 88 S CH 86 S SL 87 S SL 88 1-3 K ③	4 1	0 0	0 0	0 0	0 0	2 1	2 1
25 Derrek Lee, R (1, 3) OBP: 0.412, SLG: 0.513	B FA 89 C FA 89 B FA 84 B CU 76 X FA 88 3-1 1-3 1B		B FA 91 B FA 85 B FA 84 X FA 90 3-0 F8 ③		B CU 78 B FA 90 X CU 78 2-0 G4-3 3-H			B FA 89 C FA 89 C CU 76 F FA 89 B CU 78 S CU 79 2-3 K ②			4	0	1	1	0	1	1
16 Aramis Ramirez, R (1, 5) OBP: 0.356, SLG: 0.541	F FA 89 1 SAFE F FA 91 1 SAFE S CU 79 0-3 K ②			B CH 82 F FA 90 S CU 76 B FA 92 X CU 77 2-2 G5-3 ①	B FA 88 C FA 90 B FA 90 F FA 89 X CU 76 2-2 G4-3 ③			B FA 90 F CU 78 F FA 92 F FA 92 B CU 79 S CU 78 2-3 K ③			4	0	0	0	0	2	2
19 Matt Murton, R (1, 7) OBP: 0.336, SLG: 0.338 17 Mike Fontenot, L (9, PH) OBP: 0.358, SLG: 0.463 Bob Howry, L (9, 1) 43 Michael Wuertz, R (10, 1)	S FA 90 B FA 91 1 SAFE 1 SAFE B CU 76 F FA 90 F FA 91 S CU 77 2-3 K ③			X FA 84 0-0 BB BB 1B		C CU 74 X FA 89 0-1 G4-3 ①		C SL 85 S SL 88 S SL 89 0-3 K ①		3 1 0 0	0 0 0 0	1 0 0 0	0 0 0 0	0 0 0 0	1 1 0 0	2 0 0 0
Mark DeRosa, R (1, 9) OBP: 0.363, SLG: 0.421 (10, 4)		C FA 89 C CU 76 B FA 89 B CU 77 F FA 91 X CU 77 2-2 G4-3 ①		1 SAFE B FA 90 F FA 91 B FA 91 1 SAFE B FA 89 C FA 90 B FA 91 4-2 BB 1-2 BB		C S CU 77 C 0-3 K ②			C SL 86 F FA 94 F SL 89 C FA 96 0-3 K ②		3	0	0	0	1	2	0
29 Ángel Pagán, S (1, 8) OBP: 0.308, SLG: 0.442		C FA 90 B FA 91 X FA 90 1-1 G1-3 ②		C FA 91 X 0-1 F8 ②		B FA 90 B FA 84 B FA 89 C FA 89 X FA 90 3-1 F9 ③			C SL 87 S SL 87 B FA 95 S SL 88 1-3 K ③		4	0	0	0	0	1	2
Jason Kendall, R (1, 2) OBP: 0.279, SLG: 0.291		B FA 91 C FA 91 B CU 75 F FA 90 F CU 77 F FA 91 B FA 91 X FA 90 3-2 P2 ③		C CU 76 B CU 77 B FA 89 B B FA 90 4-1 1-2 2-3 BB			C FA 88 B FA 88 B FA 90 B FA 89 C FA 89 X FA 90 3-2 P6 ①			S FA 96 X FA 96 0-1 2 F8 3 SH3-4 1B	3	0	1	0	1	0	0
53 Rich Hill, L (1, 1) OBP: 0.140, SLG: 0.167 49 Carlos Marmol, R (8, 1) 3 Eric Patterson, L (9, 7)			C FA 89 S FA 90 S CU 75 0-3 K ①	C CU 78 C FA 91 C CU 77 0-3 K ③			S FA 90 X FA 90 0-1 B1-3 ②			B FA 95 L FA 94 B FA 95 1 SAFE B FA 95 X FA 95 3-1 SH3-4 ① 1-2	3 0 0	0 0 0	0 0 0	0 0 0	0 0 0	2 0 0	3 0 0
Inning Stats	R: 0 H: 1 E: 1 LOB: 2 K: 2 BB: 0 S: 13 P: 18	R: 0 H: 0 E: 0 LOB: 0 K: 0 BB: 0 S: 11 P: 17	R: 0 H: 1 E: 0 LOB: 1 K: 2 BB: 0 S: 8 P: 14	R: 0 H: 1 E: 0 LOB: 3 K: 1 BB: 2 S: 12 P: 22	R: 1 H: 1 E: 0 LOB: 0 K: 0 BB: 0 S: 7 P: 11	R: 0 H: 0 E: 0 LOB: 0 K: 1 BB: 0 S: 7 P: 10	R: 0 H: 0 E: 0 LOB: 0 K: 0 BB: 0 S: 8 P: 12	R: 0 H: 0 E: 0 LOB: 0 K: 3 BB: 0 S: 13 P: 17	R: 0 H: 0 E: 0 LOB: 0 K: 3 BB: 0 S: 10 P: 11	R: 0 H: 1 E: 0 LOB: 1 K: 1 BB: 0 S: 8 P: 13	1B: 3 2B: 2 3B: 0 HR: 0	SF: 0 SAC: 1 DP: 0 HBP: 0					

PITCHER		IP	WLS	BF	H	R	ER	SO	BB	IBB	HBP	BLK	WP	HR	S	P	ERA	WHIP
51 Wandy Rodriguez, L ERA: 4.5	(1, 1)	8.0		31	4	1	1	9	2	0	0	0	0	0	79	121	1.12	0.750
Chad Qualls, R ERA: 3.3	(9, 1)	1.0		3	0	0	0	3	0	0	0	0	0	0	10	11	0.00	0.000
Brad Lidge, R ERA: 2.72	(10, 1)	1.0	W	4	1	0	0	1	0	0	0	0	0	0	8	13	0.00	1.000

PITCHER	IP	WLS	BF	H	R	ER	SO	BB	IBB	HBP	BLK	WP	HR	S	P	ERA	WHIP

TOP

Chicago Cubs @ Houston Astros
Minute Maid Park, Houston, TX

Mon Aug 06 2007, 7:05 PM CDT
Att. 36,459 - Roof Closed - 73 F

livebaseballscorecards.com

AB	35
R	1
H	5
RBI	1
BB	2
SO	13
LOB	14

1B: 3 SF: 0
2B: 2 SAC: 1
3B: 0 DP: 0
HR: 0 HBP: 0

WP: 0 PA: 38
PB: 0
SB: 1
CS: 0

Chicago Cubs @ Houston Astros

Minute Maid Park, Houston, TX

Mon Aug 06 2007, 7:05 PM CDT

Att. 36,459 - Roof Closed - 73 F

livebaseballscorecards.com

BOTTOM

Batter	1	2	3	4	5	6	7	8	9	10	AB	R	H	RBI	BB	SO	LOB
Craig Biggio, R (1, 4) OBP: 0.284, SLG: 0.383	B FA 91 F FA 91 C CU 74 F CU 73 B FA 92 B CU 74 F FA 91 B FA 93 4-2 G6-4-3 BB		C CU 74 B FA 89 C FA 92 S CU 75 1-3 ③ K			X FA 86 0-0 ① G3-1		C CU 82 X CU 80 0-1 ③ F8			3	0	0	0	1	1	0
Chad Qualls, R (9, 1)											0	0	0	0	0	0	0
Brad Lidge, R (10, 1)											0	0	0	0	0	0	0
Mark Loretta, R (1, 3) OBP: 0.357, SLG: 0.366	B FA 91 B FA 92 B FA 92 C FA 92 F FA 92 1 SAFE X FA 92 3-2 ① ② G6-4-3 1-2f			C CU 74 F FA 92 F FA 92 C 0-3 ① K		B FA 91 B FA 91 C FA 92 X FA 85 2-1 ② G6-3			C FA 96 B FA 95 X FA 94 1-1 ① P2		4	0	0	0	0	1	1
(9, 4)																	
17 Lance Berkman, S (1, 9) OBP: 0.369, SLG: 0.446	F FA 92 B FA 86 C CU 74 C FA 92 1-3 ③ K			B CU 76 S FA 87 B CU 72 X FA 92 2-1 ② P3		C CU 74 S CU 74 F FA 92 B FA 92 B CU 74 B FA 91 X FA 91 3-2 ③ P2			S FA 95 S FA 95 F FA 95 B FA 94 S FA 94 1-3 ② K		4	0	0	0	0	2	0
45 Carlos Lee, R (1, 7) OBP: 0.355, SLG: 0.539		B FA 92 B FA 92 S FA 84 C CU 75 X FA 93 2-2 21 S 1B		B FA 92 C FA 89 X 1-1 HR			B B B C B 4-1 16 FC5-4 BB		B FA 95 B FA 95 B FA 94 X FA 96 3-0 ③ F9		3	1	2	1	1	0	0
21 Ty Wigginton, R (1, 5) OBP: 0.336, SLG: 0.454		B FA 91 C FA 85 C B CU 74 F FA 85 S FA 92 2-3 ① K 1-2		S FA 93 C CU 74 B FA 92 S CU 74 1-3 ③ K			1 SAFE B FA 91 1 SAFE X FA 91 1-0 ① F8			S SL 84 S SL 85 B SL 86 B FA 92 B SL 86 B SL 87 4-2 WP 16 SH2-4 1B BB	3	1	0	0	1	2	2
16 Jason Lane, R (1, 8) OBP: 0.220, SLG: 0.339		C FA 92 X CU 74 0-1 ② F7			S FA 92 C FA 91 F FA 93 B CU 73 F CU 74 X FA 92 1-2 ① P4		C FA 91 X CU 75 0-1 ② FC5-4 1-2f			1 SAFE L FA 89 X SL 85 0-1 ① SH2-4 1-2	3	0	0	0	0	0	2
Eric Bruntlett, R (1, 6) OBP: 0.365, SLG: 0.292		B CU 74 B FA 91 B FA 91 C FA 91 F FA 91 X FA 92 3-2 ③ L3			X FA 85 0-0 ② P4		T FA 91 B CU 75 F FA 91 B FA 91 X CU 73 2-2 ③ G4-3			C SL 85 X SL 85 0-1 ② F7	4	0	0	0	0	0	3
Brad Ausmus, R (1, 2) OBP: 0.313, SLG: 0.306 Orlando Palmeiro, L (8, PH) OBP: 0.333, SLG: 0.280 Eric Munson, L (9, 2) OBP: 0.347, SLG: 0.456			B FA 90 X FA 90 1-0 ① F8		B FA 93 B FA 92 X FA 92 2-0 1B			B FA 95 B FA 94 C FA 94 C FA 94 B FA 95 F CU 79 S CU 80 3-3 ① K		B SL 87 B SL 86 C SL 86 B S SL 87 X SL 87 3-2 2-H 1B	2	0	1	0	0	0	0
											1	0	0	0	1	0	0
											1	0	1	1	0	0	0
51 Wandy Rodriguez, S (1, 1) OBP: 0.171, SLG: 0.176 Mike Lamb, L (8, PH) OBP: 0.378, SLG: 0.481			C FA 91 S FA 92 X CU 73 0-2 ② G5-3		S FA 91 S FA 92 B FA 93 C FA 92 1-3 ③ K			S FA 96 B CU 81 C FA 96 F CU 80 F FA 95 X CU 79 1-2 ② G3			2	0	0	0	0	1	1
(9, 3)											1	0	0	0	0	0	0

Inning Stats	1	2	3	4	5	6	7	8	9	10
R:	0	0	0	1	0	0	0	0	0	1
E:	0	0	0	0	0	0	0	0	0	0
K:	1	1	1	2	1	0	0	1	1	0
S:	10	12	7	11	10	7	7	11	7	9
H:	0	1	0	1	1	0	0	0	0	1
LOB:	0	1	0	0	0	0	0	0	0	1
BB:	1	0	0	0	0	0	1	0	0	1
P:	18	19	9	15	14	12	14	15	12	16

1B:	3	SF: 0
2B:	0	SAC: 1
3B:	0	DP: 1
HR:	1	HBP: 0

PITCHER		IP	WLS	BF	H	R	ER	SO	BB	IBB	HBP	BLK	WP	HR	S	P	ERA	WHIP
53 Rich Hill, L	(1, 1)	7.0		25	3	1	1	6	2	0	0	0	0	1	64	101	1.29	0.714
ERA: 3.54																		
49 Carlos Marmol, R	(8, 1)	1.0		3	0	0	0	1	0	0	0	0	0	0	11	15	0.00	0.000
ERA: 1.67																		
Bob Howry, R	(9, 1)	1.0		3	0	0	0	1	0	0	0	0	0	0	7	12	0.00	0.000
ERA: 3.88																		
43 Michael Wuertz, R	(10, 1)	0.2	L	4	1	1	1	0	1	0	0	0	1	0	9	16	13.50	3.000
ERA: 3.46																		

PITCHER		IP	WLS	BF	H	R	ER	SO	BB	IBB	HBP	BLK	WP	HR	S	P	ERA	WHIP

WP:	1
PB:	0
SB:	1
CS:	0
PA:	35

AB	31
R	2
H	4
RBI	2
BB	3
SO	8
LOB	9

Batter	1	2	3	4	5	6	7	8	9	AB	R	H	RBI	BB	SO	LOB
2 Ryan Theriot, R (1, 6) OBP: 0.349, SLG: 0.368	B B B B 4-0 17 1B 15 BB BB	X FA 85 0-0 ② P3		C F B C 1-3 ② K			C SL 83 F FA 90 B FA 91 X FA 90 1-2 E9 25 WP 1B		C FA 96 S SL 88 S SL 87 0-3 ③ K2-3	4	1	1	0	1	2	1
17 Mike Fontenot, L (1, 4) OBP: 0.356, SLG: 0.457	C FA 86 C FA 86 1 SAFE F FA 86 X 0-2 15 BB 25 BB 1-3 1B	B X 1-0 ③ G3		B B F X 2-1 ③ F7			F FA 91 F FA 91 C SL 86 0-3 ① K			4	0	1	0	0	1	2
25 Derrek Lee, R (1, 3) OBP: 0.411, SLG: 0.509	B CU 76 B FA 86 B FA 87 B FA 87 4-0 15 BB 1-2 BB		C CH 84 C CH 84 B CU 72 B FC 85 B FA 86 F FA 87 C FA 87 3-3 ① K		C CH 77 F SL 80 S FA 86 0-3 ① K		C FA 91 C FA 92 B SL 86 C FA 92 1-3 ② K 2-3			3	0	0	0	1	3	1
15 Cliff Floyd, L (1, 9) OBP: 0.366, SLG: 0.385	B SL 86 F FA 87 S FA 88 B FA 88 B SL 83 B SL 84 4-2 1-2 2-3 3-H BB		F FA 87 B FA 86 X FA 86 1-1 BB 1B 1B		C SL 83 B FA 86 F SL 72 B SL 86 B FA 88 F CH 79 X 3-2 ② G3		C FA 92 C FA 91 F FA 92 B SL 86 B SL 85 X FA 91 2-2 ③ G6-3			3	0	1	1	1	0	1
Mark DeRosa, R (1, 5) OBP: 0.361, SLG: 0.419	C SL 84 C FA 87 F FA 87 F FA 86 D SL 83 F SL 83 B CU 77 S FA 87 2-3 ① K		C FA 86 D SL 83 X FA 86 1-1 BB 1-2 1B		B FA 86 B FC 86 F FA 87 F FA 86 B FA 88 X FA 88 3-2 ③ F9			C SL 84 F FA 94 C SL 88 0-3 ① K		4	0	1	0	0	2	3
Jacque Jones, L (1, 8) OBP: 0.310, SLG: 0.345	X CU 76 0-0 ② P6		B SL 84 B FA 86 S SL 85 F CU 75 F FA 86 F SL 85 F CU 76 X CU 76 2-2 ② F7			C CH 84 C CH 85 X FA 85 0-2 ① F8		B FA 93 B FA 93 X FA 92 2-0 ② G3		4	0	0	0	0	0	5
Jason Kendall, R (1, 2) OBP: 0.278, SLG: 0.289	C CU 76 B FA 86 B FA 87 C FA 86 F FA 86 D FA 87 F FA 86 X FA 87 3-2 ③ F9		B FA 86 B SL 83 C FA 87 D FC 87 B 4-1 1-2 2-3 BB			C CU 88 F FA 87 X FA 86 0-2 ② G6-3		C FA 93 X FA 94 0-1 ③ G6-3		3	0	0	0	1	0	3
3 Eric Patterson, L (1, 7) OBP: 0.333, SLG: 0.333 34 Kerry Wood, R (6, 1) 46 Ryan Dempster, R (8, 1) 29 Ángel Pagán, S (9, PH) OBP: 0.306, SLG: 0.439		B CH 84 F CH 85 C FA 86 B SL 85 X SL 84 2-2 45 SH5-3 1B	B CU 76 B FA 87 S FA 87 F FA 88 S FA 89 2-3 ③ K			F CH 78 F FA 86 B FA 87 F FA 87 B FA 87 F CU 77 S FA 88 2-3 ③ K			L FA 95 C SL 86 B SL 88 F SL 87 F SL 86 F SL 87 B FA 95 F SL 86 S FA 95 2-3 ① K	3 0 0 1	0 0 0 0	1 0 0 0	0 0 0 0	0 0 0 0	2 0 0 1	3 0 0 0
45 Sean Marshall, L (1, 1) OBP: 0.091, SLG: 0.095 19 Matt Murton, R (6, 7) OBP: 0.338, SLG: 0.363		X FA 85 0-0 ① SH5-3 1-2		C S B S 1-3 ① K			S FA 90 B FA 91 X FA 90 1-1 HR		F FA 96 B FA 96 S FA 97 S SL 87 1-3 ② K	1 2	0 1	0 1	0 1	0 0	1 1	0 0
Inning Stats	R: 1 E: 0 K: 1 S: 18 H: 1 LOB: 3 BB: 3 P: 35	R: 0 E: 0 K: 0 S: 6 H: 1 LOB: 1 BB: 0 P: 9	R: 0 E: 0 K: 2 S: 18 H: 2 LOB: 3 BB: 1 P: 31	R: 0 E: 0 K: 2 S: 8 H: 0 LOB: 0 BB: 0 P: 12	R: 0 E: 0 K: 1 S: 10 H: 0 LOB: 0 BB: 0 P: 16	R: 0 E: 0 K: 1 S: 11 H: 0 LOB: 0 BB: 0 P: 13	R: 1 E: 1 K: 2 S: 15 H: 2 LOB: 1 BB: 0 P: 20	R: 0 E: 0 K: 1 S: 6 H: 0 LOB: 0 BB: 0 P: 8	R: 0 E: 0 K: 3 S: 13 H: 0 LOB: 0 BB: 0 P: 16	1B: 5 2B: 0 3B: 0 HR: 1 SF: 0 SAC: 1 DP: 0 HBP: 0						

Chicago Cubs @ Houston Astros

Minute Maid Park, Houston, TX

Tue Aug 07 2007, 7:05 PM CDT

Att. 37,561 - Roof Closed - 73 F

TOP

livebaseballscorecards.com

AB	32
R	2
H	6
RBI	2
BB	4
SO	13
LOB	19

PITCHER		IP	WLS	BF	H	R	ER	SO	BB	IBB	HBP	BLK	WP	HR	S	P	ERA	WHIP
Woody Williams, R ERA: 5.21	(1, 1)	6.0	W	26	4	1	1	7	4	0	0	0	0	0	71	116	1.50	1.333
Dave Borkowski, R ERA: 5.36	(7, 1)	1.0		5	2	1	1	2	0	0	0	0	1	1	15	20	9.00	2.000
Chad Qualls, R ERA: 3.24	(8, 1)	1.0	H	3	0	0	0	1	0	0	0	0	0	0	6	8	0.00	0.000
Brad Lidge, R ERA: 2.66	(9, 1)	1.0	S	3	0	0	0	3	0	0	0	0	0	0	13	16	0.00	0.000

PITCHER	IP	WLS	BF	H	R	ER	SO	BB	IBB	HBP	BLK	WP	HR	S	P	ERA	WHIP

WP: 1 PB: 0 SB: 0 CS: 0 PA: 37

BOTTOM

Batter	1	2	3	4	5	6	7	8	9	AB	R	H	RBI	BB	SO	LOB
Craig Biggio, R (1, 4) OBP: 0.284, SLG: 0.382 Chad Qualls, R (8, 1) Brad Lidge, R (9, 1)	B SL 85 X FA 85 1-0 G5-3 ①		C C B B S 2-3 K ②			X CH 78 0-0 SH2-4 ① 2-3	B CU 74 F FA 91 B FA 92 X FA 92 2-1 F8 ②			4 0 0	1 0 0	1 0 0	1 0 0	0 0 0	1 0 0	0 0 0
Mark Loretta, R (1, 3) OBP: 0.359, SLG: 0.368 (8, 4)	C SL 86 B CH 81 F CH 82 B FA 88 X SL 81 2-2 G5-3 ②		C X 0-1 L6 ③			S CU 74 B SL 83 X SL 82 1-1 1B 17 1B 3-H 1B	S SL 82 B CU 76 S CU 82 B FA 93 B CU 76 S FA 92 3-3 K ③			4	1	2	0	0	0	0
17 Lance Berkman, S (1, 9) OBP: 0.368, SLG: 0.444	B FA 87 S SL 82 X FA 88 1-1 F8 ③			C CH 80 X CU 72 0-1 G4-3 ①		F CH 81 X CU 72 0-1 17 1B 45 2B 1-2 1B		C SL 84 X FA 91 0-1 45 BB 1B		4	1	1	1	0	1	1
45 Carlos Lee, R (1, 7) OBP: 0.358, SLG: 0.542		B SL 86 C SL 82 B CH 83 X SL 85 2-1 21 G6-4-3 1B		B CU 74 X CH 82 1-0 G3-1 ②		B CH 82 F CH 83 B SL 81 X CH 81 2-1 45 2B 21 1B 1-2 2-H 1B		C FA 91 S CH 83 S CH 82 0-3 K ①		3	0	2	1	1	0	0
21 Ty Wigginton, R (1, 5) OBP: 0.336, SLG: 0.452		F FA 87 X CH 81 0-1 G6-4-3 ①② 1-2f		B CU 74 S SL 82 X CU 75 1-1 G3-1 ③		B CH 87 X SL 84 1-0 21 1B 1-3 2-H 2B		B SL 84 B SL 85 B CH 82 B FA 91 4-0 1-2 BB		4	0	1	1	0	0	3
16 Jason Lane, R (1, 8) OBP: 0.221, SLG: 0.360		X FA 87 0-0 HR ①			B SL 82 B FA 86 X 2-0 G3 ①	B CU 76 S CU 76 B CU 76 S CU 83 B FA 94 F CU 76 X FA 93 3-2 2-3 3-H 1B		D SL 86 X SL 85 1-0 F8 ②		4	1	1	1	0	1	4
Eric Bruntlett, R (1, 6) OBP: 0.364, SLG: 0.293		B FA 87 B CH 82 C FA 87 F FA 87 X SL 82 2-2 S S 1B			B FA 88 F CH 84 S CU 74 C CU 75 1-3 K ②	B FA 93 B CU 76 S FA 94 B CU 75 X FA 92 3-1 F9 ②		X SL 85 0-0 G1-3 ③		3	0	1	0	0	0	2
Brad Ausmus, R (1, 2) OBP: 0.313, SLG: 0.310		B SL 86 C FA 86 B CH 81 1 SAFE 2-1 S ③ 1-3			C SL 82 S SL 84 B SL 80 B CU 75 B SL 83 F SL 83 X SL 87 3-2 G1-3 ③	C FA 92 X CU 76 0-1 L6 ③				4	1	1	0	0	0	1
Woody Williams, R (1, 1) OBP: 0.089, SLG: 0.156 Chris Burke, R (6, PH) OBP: 0.312, SLG: 0.365 Dave Borkowski, R (7, 1) Mike Lamb, L (7, PH) OBP: 0.377, SLG: 0.479 (8, 3)			B FA 87 C SL 84 B CU 75 X CU 74 2-1 G6-3 ①			X SL 84 0-0 SH2-4 1B 2B	B FA 92 B SL 82 B FA 91 C FA 91 X FA 92 3-1 G6-3 ①			1 0 0 1	0 0 0 0	0 0 0 0	0 0 0 0	0 0 0 0	1 0 0 0	0 0 0 0
Inning Stats	R: 0 E: 0 K: 0 S: 6 H: 0 LOB: 0 BB: 0 P: 10	R: 1 E: 0 K: 0 S: 9 H: 3 LOB: 1 BB: 0 P: 15	R: 0 E: 0 K: 1 S: 7 H: 0 LOB: 0 BB: 0 P: 11	R: 0 E: 0 K: 0 S: 5 H: 0 LOB: 0 BB: 0 P: 7	R: 0 E: 0 K: 1 S: 8 H: 0 LOB: 0 BB: 0 P: 14	R: 4 E: 0 K: 0 S: 17 H: 6 LOB: 2 BB: 0 P: 27	R: 0 E: 0 K: 1 S: 7 H: 0 LOB: 0 BB: 0 P: 15	R: 0 E: 0 K: 1 S: 7 H: 1 LOB: 2 BB: 1 P: 12		1B: 7 2B: 2 3B: 0 HR: 1 SF: 0 SAC: 1 DP: 1 HBP: 0				WP: 0 PB: 0 SB: 1 CS: 0 PA: 34		

PITCHER		IP	WLS	BF	H	R	ER	SO	BB	IBB	HBP	BLK	WP	HR	S	P	ERA	WHIP
45 Sean Marshall, L ERA: 4.17	(1, 1)	5.1	L	22	7	5	5	2	0	0	0	0	0	1	43	68	8.44	1.312
34 Kerry Wood, R ERA:	(6, 1)	1.2		7	2	0	0	1	0	0	0	0	0	0	16	31	0.00	1.200
46 Ryan Dempster, R ERA: 3.8	(8, 1)	1.0		5	1	0	0	1	1	0	0	0	0	0	7	12	0.00	2.000

PITCHER	IP	WLS	BF	H	R	ER	SO	BB	IBB	HBP	BLK	WP	HR	S	P	ERA	WHIP

Chicago Cubs @ Houston Astros

Minute Maid Park, Houston, TX

Tue Aug 07 2007, 7:05 PM CDT

Att. 37,561 - Roof Closed - 73 F

livebaseballscorecards.com

AB	32
R	5
H	10
RBI	5
BB	1
SO	4
LOB	11

Batter	1	2	3	4	5	6	7	8	9	AB	R	H	RBI	BB	SO	LOB
2 Ryan Theriot, R (1, 6) OBP: 0.352, SLG: 0.371	C FA 94 C FA 93 B FA 94 X SL 82 1-2 G6-3		C FA 93 B FA 94 S FA 92 X FA 93 1-2 25 BB 1B	C FA 94 B X 1-1 L4			C FA 90 X SL 85 0-1 2B 25 G5-3 1B	B FA 92 B FA 93 B FA 93 C FA 91 X FA 91 3-1 1B DI 1-H 1B		5	1	3	1	0	0	3
Jacque Jones, L (1, 8) OBP: 0.315, SLG: 0.351	B CU 71 B CU 71 B FA 94 B FA 92 4-0 25 BB BB		1 SAFE X FA 92 0-0 L6		C FA 95 X CU 73 0-1 P6		B FA 90 B SL 84 X FA 90 2-0 1-3 2B	B CU 77 B FA 93 X FA 93 2-0 25 FC6-4 1-3 1B		4	0	2	0	1	0	1
25 Derrek Lee, R (1, 3) OBP: 0.411, SLG: 0.505	B FA 93 F FA 94 C SL 79 B CU 65 B CU 79 F FA 93 F FA 93 B FA 93 4-2 15 G4-6-3 1-2 BB		B FA 92 C CU 79 B FA 93 B FA 92 B SL 82 4-1 1-2 BB		S CU 84 B FA 95 T FA 95 F CU 82 B CU 84 X FA 95 2-2 L9		C FA 90 B FA 91 B CU 76 B FA 91 X FA 90 3-1 G5-3 3-H	C FA 93 D CU 80 B CU 79 F FA 93 X FA 94 2-2 FC6-4 1-2f		3	0	0	1	2	0	3
15 Cliff Floyd, L (1, 9) OBP: 0.366, SLG: 0.382	X FA 94 0-0 G4-6-3 1-2f		C FA 94 C SL 86 B CU 66 B CH 85 X CU 68 2-2 F7		C SL 86 S FA 95 S CU 81 0-3 K2-3		B SL 76 B FA 86 B FA 86 B FA 86 4-0 BB		B FA 88 S FA 88 C SL 87 B FA 89 X SL 87 2-2 G6-4-3 1B	4	0	1	0	1	1	4
Mark DeRosa, R (1, 5) OBP: 0.362, SLG: 0.421		F FA 94 B CU 81 B FA 93 T FA 92 F FA 93 F X 2-2 17 G4-3 19 FC6-2 2B	C SL 82 F FA 93 X FA 93 0-2 BB 17 1B 1B		B FA 92 X CU 83 1-0 G3-1		B FA 87 F FA 86 X FA 87 1-1 F7		S FA 90 B FA 88 C SL 86 B FA 91 X SL 88 2-2 G6-4-3 1-2f	5	0	2	0	0	0	3
17 Mike Fontenot, L (1, 4) OBP: 0.351, SLG: 0.450		B FA 93 X CU 70 1-0 G4-3 2-3	F B C X 1-2 BB 1B		B SL 82 C FA 93 S CU 70 B CU 69 B CU 69 X FA 93 3-2 F8		C FA 86 F SL 75 B CU 73 B FA 87 B FA 87 X FA 85 3-2 G3		X FA 89 0-0 G4-3	5	0	1	0	0	0	3
19 Matt Murton, R (1, 7) OBP: 0.342, SLG: 0.367		C FA 92 B X 1-1 FC6-2 3-H	F X FA 93 0-1 F8		B CU 71 F FA 94 F FA 94 X FA 95 1-2 1B 1B			C FA 92 B CU 77 X FA 93 1-1 20 FC3-6 1B		4	0	2	0	0	0	3
Koyie Hill, S (1, 2) OBP: 0.232, SLG: 0.273		1 SAFE B C FA 94 B FA 92 S FA 94 1 SAFE F CU 70 B FA 93 X 3-2 G6-3	C SL 84 D CU 69 B FA 93 B FA 91 C FA 91 B FA 91 4-2 1-2 2-3 BB		C FA 93 B FA 93 B FA 92 X FA 93 2-1 1-2 1B			F FA 90 X CH 82 0-1 F7		3	0	1	0	1	0	2
38 Carlos Zambrano, S (1, 1) OBP: 0.267, SLG: 0.383 47 Scott Eyre, L (6, 1) 43 Michael Wuertz, R (6, 1) 20 Felix Pie, L (8, PH) OBP: 0.270, SLG: 0.343 36 Sean Gallagher, R (8, 1)			F FA 94 S CU 71 B FA 95 S CU 69 1-3 K 0-3 K		S FA 94 B FA 94 C FA 92 F FA 94 S CU 67 1-3 K			X FA 92 0-0 FC3-6 2 DI 2 1B 1-2f		3 0 0 1 0	0 0 0 1 0	0 0 0 1 0	0 0 0 0 0	3 0 0 0 0	5 0 0 1 0
Inning Stats	R: 0 E: 0 K: 0 S: 8 H: 0 LOB: 1 BB: 2 P: 17	R: 0 E: 0 K: 0 S: 12 H: 1 LOB: 1 BB: 0 P: 19	R: 0 E: 0 K: 1 S: 11 H: 1 LOB: 2 BB: 1 P: 19	R: 0 E: 0 K: 1 S: 15 H: 2 LOB: 3 BB: 1 P: 21	R: 0 E: 0 K: 1 S: 9 H: 0 LOB: 0 BB: 0 P: 11	R: 0 E: 0 K: 1 S: 13 H: 2 LOB: 2 BB: 0 P: 21	R: 1 E: 0 K: 0 S: 10 H: 2 LOB: 2 BB: 1 P: 23	R: 1 E: 0 K: 0 S: 11 H: 3 LOB: 2 BB: 0 P: 19	R: 0 E: 0 K: 0 S: 7 H: 1 LOB: 0 BB: 0 P: 11	1B: 10 2B: 2 3B: 0 HR: 0 SF: 0 SAC: 0 DP: 2 HBP: 0						

PITCHER		IP	WLS	BF	H	R	ER	SO	BB	IBB	HBP	BLK	WP	HR	S	P	ERA	WHIP
44 Roy Oswalt, R ERA: 3.42	(1, 1)	6.0	W	27	6	0	0	4	4	0	0	0	0	0	68	108	0.00	1.667
Dave Borkowski, R ERA: 5.51	(7, 1)	0.1		3	2	1	1	0	0	0	0	0	0	0	5	10	27.00	6.000
Trever Miller, L ERA: 4.64	(7, 1)	0.2		3	0	0	0	0	1	0	0	0	0	0	5	13	0.00	1.500
Matt Albers, R ERA: 6.3	(8, 1)	1.0		6	3	1	1	0	0	0	0	0	0	0	11	19	9.00	3.000
Brian Moehler, R ERA: 5.22	(9, 1)	1.0		3	1	0	0	0	0	0	0	0	0	0	7	11	0.00	1.000

PITCHER	IP	WLS	BF	H	R	ER	SO	BB	IBB	HBP	BLK	WP	HR	S	P	ERA	WHIP

TOP

Chicago Cubs @ Houston Astros

Minute Maid Park, Houston, TX

Wed Aug 08 2007, 7:05 PM CDT
Att. 41,655 - Roof Closed - 73 F

livebaseballscorecards.com

AB	37
R	2
H	12
RBI	2
BB	5
SO	4
LOB	28

PA: 42
WP: 0
PB: 0
SB: 0
CS: 0

Chicago Cubs @ Houston Astros

Minute Maid Park, Houston, TX

Wed Aug 08 2007, 7:05 PM CDT

Att. 41,655 - Roof Closed - 73 F

BOTTOM

Batter	1	2	3	4	5	6	7	8	9	AB	R	H	RBI	BB	SO	LOB
Craig Biggio, R (1, 4) OBP: 0.283, SLG: 0.387	B FA 88 X FC 88 1-0 F8 ①		B FA 91 B CU 82 C SL 79 X SL 89 2-1 HR	C FA 92 X FA 93 0-1 FC4 1-2		C FA 90 X SL 82 0-1 G6-3 ② 1-2 2-3	S SL 87 S CH 84 B SL 87 F SL 85 S SL 86 1-3 K ③			5	1	1	1	0	1	3
Matt Albers, L (8, 1) OBP: 0.154, SLG: 0.154										0	0	0	0	0	0	0
Brian Moehler, R (9, 1) OBP: 0.250, SLG: 0.250										0	0	0	0	0	0	0
Mike Lamb, L (1, 5) OBP: 0.374, SLG: 0.477	C FA 90 B FA 91 X FA 89 1-1 F8 ②		B FA 94 C FA 93 S FA 91 F SL 86 F CH 86 F FA 93 F FA 93 X CU 64 1-2 G3-1 ②	X FA 92 0-0 F8 ③		F FC 89 S FA 92 F FA 90 X CU 85 0-2 45 1B BB 2-H 3-H 2B		F FA 93 B FA 93 B CU 72 S CU 73 F FA 93 F CU 73 X 2-2 G5-3 ①		5	1	1	2	0	0	2
17 Lance Berkman, S (1, 3) OBP: 0.371, SLG: 0.451	C FA 91 B FA 89 F SL 77 S FA 92 1-3 K ③		C FA 92 B CU 85 B CH 82 B FA 90 B FC 91 4-1 45 1B 3B BB		X 0-0 HR	C B FA 90 B FA 88 B FA 89 F SL 82 F SL 83 D 4-2 BB 45 1B BB		B CU 73 C FA 94 X FA 94 1-1 G6-3 ②		3	2	1	1	2	1	0
45 Carlos Lee, R (1, 7) OBP: 0.361, SLG: 0.546		C FA 92 B FC 91 B X FA 93 2-1 1B 2B	B CU 81 C FA 92 F FA 93 F FA 94 F CH 85 X CH 86 1-2 3B 1-3 1B		B SL 82 B FA 92 X FA 92 2-0 G5-3 ①	C FA 91 X CH 80 0-1 BB 1-2 2-3 1B		B CU 78 B FA 93 B FA 94 C FA 93 F FA 94 X 3-2 2B		4	1	3	0	0	0	0
Dave Borkowski, R (7, 1)										0	0	0	0	0	0	0
Trever Miller, R (7, 1)										0	0	0	0	0	0	0
Chris Burke, R (8, 4) OBP: 0.315, SLG: 0.373										1	0	1	0	0	0	0
Luke Scott, L (1, 9) OBP: 0.349, SLG: 0.500		B B FC 88 B FC 88 S FC 87 C FA 92 S CU 82 3-3 K ①	1 SAFE F FC 90 B FA 91 B FA 92 S SL 84 X FA 91 2-2 1-H 3-H 3B		C FA 93 S CU 85 S CH 85 0-3 K ②	B SL 83 S SL 81 D SL 83 B FA 90 S FA 89 B FA 89 4-2 16 FC6-4 1-2 2-3 3-H BB		B FA 90 B CU 73 B CU 73 C FA 91 B FA 93 4-1 16 FC6-4 BB		3	0	1	3	2	2	1
16 Jason Lane, R (1, 8) OBP: 0.213, SLG: 0.346	B FA 91 B FA 92 C FA 92 C FA 91 F FA 93 S SL 86 2-3 K2-3 ②	B FA 91 X FA 92 1-0 G6-3 ③	B FA 92 B FA 91 F FA 93 F CU 84 B FA 89 S SL 85 3-3 K2-3 ③		X SL 86 0-0 FC6-4 ③ 1-2f		D CU 75 X FA 94 1-0 FC6-4 ③ 1-2f			5	0	0	0	0	2	7
Eric Bruntlett, R (1, 6) OBP: 0.369, SLG: 0.295	X FA 92 0-0 2-3 1B			C FA 88 B CH 86 X SL 83 1-1 G6-3 ①		C CH 85 B CH 84 B FA 89 B CH 86 B FA 89 4-1 G6-3 SH2-4 2B BB	F FA 90 B CH 84 F FA 90 B FA 92 B SL 87 X FA 91 3-2 G5-3 ①			3	1	1	0	1	0	0
Brad Ausmus, R (1, 2) OBP: 0.313, SLG: 0.321	C FC 91 B FA 90 B FC 84 C SL 83 C FA 92 2-3 K ③			S FC 88 X SL 82 0-1 G6-3 ②		M CH 77 X CH 82 0-1 SH2-4 ① 1-2	S FA 92 S SL 85 B FA 92 B SL 88 F FA 92 B FA 91 F FA 92 X FA 93 3-2 HR			3	1	1	1	0	1	2
44 Roy Oswalt, R (1, 1) OBP: 0.160, SLG: 0.146			B SL 86 B FC 86 B FA 88 C FC 88 X CH 87 3-1 P5 ①	B FA 90 B FA 90 C FA 91 F FA 92 F FA 91 B SI 90 X FC 90 3-2 E 1B		2 SAFE B CH 88 B CH 87 C FA 90 F CU 81 B SL 88 B FA 90 4-2 G6-3 2B BB	B FA 92 C SL 85 X SL 86 1-1 F8 ②			2	0	1	0	0	0	0
Orlando Palmeiro, L (6, PH) OBP: 0.337, SLG: 0.277 (7, 7)										1	1	0	0	1	0	0
Inning Stats	R: 0 E: 0 K: 1 S: 6 H: 0 LOB: 0 BB: 0 P: 9	R: 0 E: 0 K: 3 S: 13 H: 2 LOB: 2 BB: 0 P: 22	R: 3 E: 0 K: 0 S: 21 H: 3 LOB: 1 BB: 1 P: 35	R: 0 E: 1 K: 0 S: 11 H: 1 LOB: 2 BB: 0 P: 15	R: 1 E: 0 K: 2 S: 8 H: 1 LOB: 0 BB: 0 P: 13	R: 3 E: 0 K: 0 S: 19 H: 2 LOB: 3 BB: 4 P: 35	R: 1 E: 0 K: 1 S: 14 H: 1 LOB: 0 BB: 0 P: 22	R: 0 E: 0 K: 0 S: 12 H: 1 LOB: 2 BB: 1 P: 23		1B: 4 2B: 3 3B: 1 HR: 3 SF: 0 SAC: 1 DP: 0 HBP: 0						

livebaseballscorecards.com

AB	35
R	8
H	11
RBI	8
BB	6
SO	7
LOB	15

WP: 0 PA: 42
PB: 0
SB: 0
CS: 0

PITCHER	IP	WLS	BF	H	R	ER	SO	BB	IBB	HBP	BLK	WP	HR	S	P	ERA	WHIP
38 Carlos Zambrano, R (1, 1) ERA: 3.69	5.2	L	29	8	7	7	6	3	0	0	0	0	2	70	113	11.12	1.941
47 Scott Eyre, L (6, 1) ERA: 5.45	0.0		3	1	0	0	0	2	0	0	0	0	0	7	15	∞	∞
43 Michael Wuertz, R (6, 1) ERA: 3.54	1.1		5	1	1	1	1	0	0	0	0	0	1	15	23	6.75	0.750
36 Sean Gallagher, R (8, 1) ERA: 5.25	1.0		5	1	0	0	0	1	0	0	0	0	0	12	23	0.00	2.000

PITCHER	IP	WLS	BF	H	R	ER	SO	BB	IBB	HBP	BLK	WP	HR	S	P	ERA	WHIP

Chicago Cubs @ Colorado Rockies

Coors Field, Denver, CO

Thu Aug 09 2007, 7:05 PM MDT

Att. 40,738 - Partly Cloudy - 85 F

TOP

Batter	1	2	3	4	5	6	7	8	9	AB	R	H	RBI	BB	SO	LOB
2 Ryan Theriot, R (1, 6) OBP: 0.353, SLG: 0.373	0-1 E 1B 1B	2-2 E5 2B 1-3 2-H	1-2 SF8 ② 2-3 3-H		0-2 1B		1-1 F8 ③			4	2	2	1	0	0	2
Jacque Jones, L (1, 9) OBP: 0.322, SLG: 0.361	1-1 19 G2-3 1-H 1B	1-1 2-H 3-H 2B	0-0 3-H 1B		1-3 K ②			3-2 25 WP 1B		5	0	4	4	0	1	1
25 Derrek Lee, R (1, 3) OBP: 0.406, SLG: 0.499	2-2 F8 ①	2-3 K ③	1-2 F8 ③		1-1 G5-3 ③			1-3 K ① 1-2		5	0	0	0	0	2	5
19 Matt Murton, R (1, 7) OBP: 0.338, SLG: 0.382	2-1 G2-3 ② 1-2		1-1 HR	2-0 G6-3 ①		0-0 F7 ①		1-1 G5-3 ②		5	1	1	1	0	0	2
Mark DeRosa, R (1, 5) OBP: 0.365, SLG: 0.424	2-3 K ③		0-2 17 3B 1B	2-1 3B 1B		1-0 17 G4-6-3 1B		1-3 K ③		5	2	3	0	0	2	2
17 Mike Fontenot, L (1, 4) OBP: 0.347, SLG: 0.454		2-1 F7 ①	0-0 1-H 1B 3B	0-1 F9 ②		0-1 G4-6-3 ② ③ 1-2f			2-1 G4-3 ①	5	1	1	1	0	0	2
Jason Kendall, R (1, 2) OBP: 0.283, SLG: 0.299		0-1 30 BB 2 E 1B	1-1 20 2B 2 SF8 3-H 1B	3-2 1-H 3B			3-2 G5-3 ①		2-2 G1-3 ②	5	2	3	2	0	0	0
20 Felix Pie, L (1, 8) OBP: 0.274, SLG: 0.359		0-1 F7 ②	1-1 2 SF8 1B 1-3 2B	2-3 ꓘ ③			1-0 38 WP 2B		2-0 G4-3 ③	5	1	2	0	0	1	2
30 Ted Lilly, L (1, 1) OBP: 0.164, SLG: 0.148		4-2 2 E 2B 1-2 BB	0-0 G3 ①		1-1 G4-3 ①					2	1	0	0	1	0	2
38 Carlos Zambrano, S (7, PH) OBP: 0.262, SLG: 0.377							2-3 K ② 2-3			1	0	0	0	0	1	1
34 Kerry Wood, R (7, 1)										0	0	0	0	0	0	0
49 Carlos Marmol, R (8, 1)										0	0	0	0	0	0	0
Bob Howry, L (9, 1)										0	0	0	0	0	0	0
Inning Stats	R: 1 E: 1 K: 1 S: 12 H: 2 LOB: 1 BB: 0 P: 19	R: 3 E: 1 K: 1 S: 18 H: 2 LOB: 1 BB: 1 P: 29	R: 5 E: 0 K: 0 S: 18 H: 6 LOB: 1 BB: 0 P: 23	R: 1 E: 0 K: 1 S: 13 H: 2 LOB: 1 BB: 0 P: 22	R: 0 E: 0 K: 1 S: 10 H: 1 LOB: 1 BB: 0 P: 13	R: 0 E: 0 K: 0 S: 4 H: 1 LOB: 0 BB: 0 P: 5	R: 0 E: 0 K: 1 S: 9 H: 1 LOB: 1 BB: 0 P: 16	R: 0 E: 0 K: 2 S: 16 H: 1 LOB: 1 BB: 0 P: 22	R: 0 E: 0 K: 0 S: 7 H: 0 LOB: 0 BB: 0 P: 13	1B: 10 2B: 3 3B: 2 HR: 1	SF: 1 SAC: 0 DP: 1 HBP: 0					

livebaseballscorecards.com

AB	42
R	10
H	16
RBI	9
BB	1
SO	7
LOB	19

WP: 2 PB: 0 SB: 0 CS: 0 PA: 44

PITCHER	IP	WLS	BF	H	R	ER	SO	BB	IBB	HBP	BLK	WP	HR	S	P	ERA	WHIP
38 Ubaldo Jiménez, R (1, 1) ERA: 6.57	2.0	L	17	9	9	5	2	1	0	0	0	0	1	40	61	22.50	5.000
35 Taylor Buchholz, R (3, 1) ERA: 4.7	5.0		20	6	1	1	3	0	0	0	0	1	0	44	66	1.80	1.200
Jeremy Affeldt, L (8, 1) ERA: 2.56	1.0		4	1	0	0	2	0	0	0	0	1	0	16	22	0.00	1.000
LaTroy Hawkins, R (9, 1) ERA: 3.75	1.0		3	0	0	0	0	0	0	0	0	0	0	7	13	0.00	0.000

PITCHER	IP	WLS	BF	H	R	ER	SO	BB	IBB	HBP	BLK	WP	HR	S	P	ERA	WHIP

Batter	1	2	3	4	5	6	7	8	9	AB	R	H	RBI	BB	SO	LOB
Jamey Carroll, R (1, 4) OBP: 0.320, SLG: 0.298	B FA 85 C FA 85 X FA 84 1-1 F7 ①	C FA 90 B CU 71 C CU 68 F SL 82 B CU 72 X CH 79 2-2 G5-3 ③		B SL 84 D FA 90 F FA 90 T FA 90 S CU 72 2-3 K ③			B FA 93 B FA 92 B FA 93 B FA 92 4-0 27 BB BB		X FA 93 0-0 L3 ②	4	0	0	0	1	1	3
2 Troy Tulowitzki, R (1, 6) OBP: 0.357, SLG: 0.437 21 Clint Barmes, R (7, PH) OBP: 0.130, SLG: 0.136 (8, 6)	B FA 87 S FA 88 F FA 88 F FA 89 B CU 71 B CU 69 F CH 82 B FA 88 4-2 27 BB BB	C CH 87 B CH 75 B CH 77 C CH 82 F CH 81 F FA 88 B FA 89 F SL 82 F FA 89 3-2 F8 ①	F CH 84 X CH 75 0-1 G5-3 ①				C CU 76 F FA 94 S SL 82 0-3 K ①		C FA 94 B SL 84 F SL 82 F FA 93 S SL 84 1-3 K ③	2 2	0 0	0 0	0 0	1 0	0 2	0 1
5 Matt Holliday, R (1, 7) OBP: 0.400, SLG: 0.589	B FA 90 B FA 89 B FA 89 X FA 89 3-0 P4 ②	F FA 90 B CU 73 B CH 80 S CH 80 B CU 71 B FA 90 4-2 BB	B CH 75 B CH 75 B SL 83 C CH 82 B CH 79 4-1 27 1B 19 SF8 BB				F CU 76 F SL 82 B FA 94 C FA 93 1-3 K ②			2	1	0	0	2	1	2
27 Garrett Atkins, R (1, 5) OBP: 0.349, SLG: 0.479	C FA 90 1 SAFE 1 SAFE D CU 71 B CH 79 B FA 90 B FA 89 4-1 19 FC6-4 1-2 BB	B FA 89 C FA 89 C SL 82 B CU 73 C SL 83 2-3 K ②	F FA 89 F FA 90 B CU 73 B FA 89 B CU 71 X CH 81 3-2 1-3 1B				B FA 93 D SL 84 B FA 93 C FA 92 B FA 92 4-1 1-2 BB			2	0	1	0	2	1	1
19 Ryan Spilborghs, R (1, 9) OBP: 0.380, SLG: 0.603	B FA 89 C FA 90 C FA 82 X FA 89 2-1 FC6-4 ③ 1-2f	B FA 90 C SL 82 D CU 69 B FA 90 X FA 90 3-1 G5-3 ③	S FA 90 B FA 90 X CU 71 1-1 SF8 ② 3-H				X FA 93 0-0 F8 ③			3	0	0	1	0	0	5
8 Yorvit Torrealba, R (1, 2) OBP: 0.343, SLG: 0.399 Geronimo Gil, R (7, 2)		B FA 88 C SL 83 B SL 83 F SL 83 X FA 90 2-2 1B ①		B FA 87 F FA 87 B FA 89 F SL 84 X FA 90 2-2 L7 ① B CU 72 C CU 71 B FA 89 C CU 70 X CU 72 2-2 G1-3 ③				C FA 94 S FA 95 T FA 95 0-2 K ①		3 1	0 0	1 0	0 0	0 0	0 1	1 0
10 Jeff Baker, R (1, 3) OBP: 0.296, SLG: 0.344		B FA 89 B FA 89 F FA 88 X FA 88 2-1 HR	F FA 91 B FA 90 F SL 83 B CU 72 B CH 79 B SL 82 4-2 18 1B BB		B FA 90 F FA 89 S SL 83 F SL 85 S SL 83 1-3 K ①			F FA 95 B FA 94 S SL 82 B CU 79 X SL 80 2-2 F9 ②		3	1	1	1	1	1	0
18 Cory Sullivan, L (1, 8) OBP: 0.370, SLG: 0.333		F FA 89 S FA 90 X SL 84 0-2 38 SH2-4 1B	B FA 89 F FA 88 X CH 83 1-1 1-2 1B		B FA 89 F FA 89 S SL 83 B CU 70 F FA 90 B SL 85 S CH 82 3-3 K ②			B FA 94 F FA 93 X SL 82 1-1 G4-3 ③		4	0	2	0	0	1	0
38 Ubaldo Jiménez, R (1, 1) OBP: 0.286, SLG: 0.167 35 Taylor Buchholz, R (3, 1) OBP: 0.217, SLG: 0.143 Jeremy Affeldt, L (8, 1) LaTroy Hawkins, R (9, 1) 11 Brad Hawpe, L (9, PH) OBP: 0.389, SLG: 0.533		X FA 89 0-0 SH2-4 ② 1-2		T FA 91 F FA 91 C FA 90 0-3 K ②			F FA 90 F FA 91 X CU 74 0-2 G3 ③		B FA 94 S FA 94 B FA 94 S FA 93 S FA 94 2-3 K ①	0 2 0 0 1	0 0 0 0 0	0 0 0 0 0	0 0 0 0 0	0 0 0 0 1	0 1 0 0 0	0 2 0 0 0
Inning Stats	R: 0 E: 0 K: 0 S: 10 H: 0 LOB: 2 BB: 2 P: 24	R: 1 E: 0 K: 0 S: 13 H: 3 LOB: 1 BB: 0 P: 19	R: 0 E: 0 K: 1 S: 14 H: 0 LOB: 1 BB: 1 P: 26	R: 0 E: 0 K: 2 S: 13 H: 1 LOB: 2 BB: 1 P: 22	R: 1 E: 0 K: 0 S: 11 H: 1 LOB: 1 BB: 1 P: 21	R: 0 E: 0 K: 2 S: 11 H: 0 LOB: 0 BB: 0 P: 15	R: 0 E: 0 K: 2 S: 8 H: 0 LOB: 2 BB: 2 P: 17	R: 0 E: 0 K: 1 S: 8 H: 0 LOB: 0 BB: 0 P: 11	R: 0 E: 0 K: 2 S: 8 H: 0 LOB: 0 BB: 0 P: 11	1B: 4 2B: 0 3B: 0 HR: 1	SF: 1 SAC: 1 DP: 0 HBP: 0			WP: 0 PB: 0 SB: 0 CS: 0	PA: 38		

PITCHER		IP	WLS	BF	H	R	ER	SO	BB	IBB	HBP	BLK	WP	HR	S	P	ERA	WHIP
30 Ted Lilly, L ERA: 3.51	(1, 1)	6.0	W	27	5	2	2	5	5	0	0	0	0	1	72	127	3.00	1.667
34 Kerry Wood, R ERA:	(7, 1)	1.0		5	0	0	0	2	2	0	0	0	0	0	8	17	0.00	2.000
49 Carlos Marmol, R ERA: 1.64	(8, 1)	1.0		3	0	0	0	1	0	0	0	0	0	0	8	11	0.00	0.000
Bob Howry, R ERA: 3.81	(9, 1)	1.0		3	0	0	0	2	0	0	0	0	0	0	8	11	0.00	0.000

PITCHER	IP	WLS	BF	H	R	ER	SO	BB	IBB	HBP	BLK	WP	HR	S	P	ERA	WHIP

BOTTOM

Chicago Cubs @ Colorado Rockies

Coors Field, Denver, CO

Thu Aug 09 2007, 7:05 PM MDT

Att. 40,738 - Partly Cloudy - 85 F

livebaseballscorecards.com

AB	29
R	2
H	5
RBI	2
BB	7
SO	10
LOB	15

Chicago Cubs @ Colorado Rockies

Coors Field, Denver, CO

Fri Aug 10 2007, 7:05 PM MDT

Att. 41,282 - Partly Cloudy - 81 F

TOP

livebaseballscorecards.com

Batter	1	2	3	4	5	6	7	8	9	AB	R	H	RBI	BB	SO	LOB
2 Ryan Theriot, R (1, 6) OBP: 0.348, SLG: 0.367	F8	FC6-4 1-2f		F7		K		G5-3		5	0	0	0	0	1	3
Jacque Jones, L (1, 9) OBP: 0.326, SLG: 0.379	G6-3		25 E 25 FC3 19 FC1 1B	19 FC5-4 2-H 2B		HR		K 25 S		5	1	3	2	0	1	0
25 Derrek Lee, R (1, 3) OBP: 0.406, SLG: 0.496	19 1B 1B		FC3 BB 19 FC1 17 G4-3 1-3	19 FC5-4 IBB		G6-3		K 1-2		4	1	1	0	1	1	2
19 Matt Murton, R (1, 7) OBP: 0.345, SLG: 0.409	1-2 1B		FC1 17 G4-3 BB 1B 1-2 3-H	FC5-4 FC4-6 1-2f 2-3			FC5-4 1B		HR	5	2	3	1	0	0	4
Mark DeRosa, R (1, 5) OBP: 0.363, SLG: 0.419	G4-3		17 G4-3 1B 1-2 2-3 BB	FC4-6 1-2f			FC5-4 20 WP 1B 1-2f		K	4	1	0	0	1	1	5
17 Mike Fontenot, L (1, 4) OBP: 0.345, SLG: 0.449 49 Carlos Marmol, R (7, 1) Bob Howry, L (8, 1) 3 Eric Patterson, L (9, PH) OBP: 0.250, SLG: 0.250 46 Ryan Dempster, R (9, 1)		BB 1B	G4-3 1-2 2-3 3-H		L9		K		G3	4 0 0 1 0	0 0 0 0 0	1 0 0 0 0	1 0 0 0 0	0 0 0 0 0	1 0 0 0 0	3 0 0 0 0
Jason Kendall, R (1, 2) OBP: 0.289, SLG: 0.304		2 FC6-4 1-2 BB		G6-3 2-H 3-H			20 WP 1-2 1B		20 CS 1B	4	0	3	2	1	0	0
20 Felix Pie, L (1, 8) OBP: 0.267, SLG: 0.349		K	F8	G3			G6-3 1-2 2-3		CS 1-2	4	0	0	0	0	1	5
Jason Marquis, L (1, 1) OBP: 0.185, SLG: 0.283 5 Ronny Cedeno, R (7, 4) OBP: 0.160, SLG: 0.277		K		2B 2B		K		G5-3		3 1	1 0	1 0	0 0	0 0	2 0	2 0
Inning Stats	R: 0 E: 0 K: 0 S: 11 H: 2 LOB: 2 BB: 0 P: 15	R: 0 E: 0 K: 2 S: 13 H: 1 LOB: 2 BB: 1 P: 21	R: 3 E: 1 K: 0 S: 11 H: 2 LOB: 1 BB: 1 P: 19	R: 1 E: 0 K: 0 S: 15 H: 2 LOB: 2 BB: 1 P: 26	R: 0 E: 0 K: 0 S: 5 H: 0 LOB: 0 BB: 0 P: 6	R: 1 E: 0 K: 2 S: 15 H: 1 LOB: 0 BB: 0 P: 18	R: 0 E: 0 K: 1 S: 17 H: 2 LOB: 2 BB: 0 P: 24	R: 0 E: 0 K: 2 S: 13 H: 0 LOB: 1 BB: 0 P: 17	R: 1 E: 0 K: 1 S: 10 H: 2 LOB: 0 BB: 0 P: 15	1B: 8 2B: 2 3B: 0 HR: 2 SF: 0 SAC: 0 DP: 0 HBP: 0						

	AB	40
	R	6
	H	12
	RBI	6
	BB	3
	SO	8
	LOB	24

WP: 2 PB: 0 SB: 1 CS: 1 PA: 44

PITCHER	IP	WLS	BF	H	R	ER	SO	BB	IBB	HBP	BLK	WP	HR	S	P	ERA	WHIP
28 Aaron Cook, R (1, 1) ERA: 4.12	6.0	L	30	8	5	2	4	2	1	0	0	0	1	70	105	3.00	1.667
23 Ryan Speier, R (7, 1) ERA: 8.44	1.0		5	2	0	0	1	0	0	0	0	1	0	17	24	0.00	2.000
50 Jorge Julio, R (8, 1) ERA: 5.01	1.0		4	0	0	0	2	0	0	0	0	1	0	13	17	0.00	0.000
60 Manny Corpas, R (9, 1) ERA: 2.32	1.0		4	2	1	1	1	0	0	0	0	0	1	10	15	9.00	2.000

PITCHER	IP	WLS	BF	H	R	ER	SO	BB	IBB	HBP	BLK	WP	HR	S	P	ERA	WHIP

BOTTOM

Chicago Cubs @ Colorado Rockies

Coors Field, Denver, CO

Fri Aug 10 2007, 7:05 PM MDT

Att. 41,282 - Partly Cloudy - 81 F

livebaseballscorecards.com

Batter	1	2	3	4	5	6	7	8	9	AB	R	H	RBI	BB	SO	LOB
3 Willy Taveras, R (1, 8) OBP: 0.361, SLG: 0.376	C FA 91 X FA 90 0-1 ① G6-3		B FA 90 X SL 87 1-0 1B		B FA 90 X FA 91 1-0 ③ G6-3		B FA 93 C SL 81 S FA 94 S SL 81 1-3 ③ K		B FA 91 C FA 91 F FA 90 B CH 82 X SL 82 2-2 ③ E5	4	0	1	0	0	1	3
50 Jorge Julio, R (8, 1)										0	0	0	0	0	0	0
60 Manny Corpas, R (9, 1)										0	0	0	0	0	0	0
18 Cory Sullivan, L (9, PH) OBP: 0.364, SLG: 0.327										1	0	0	0	0	0	0
Kazuo Matsui, S (1, 4) OBP: 0.342, SLG: 0.425	B FA 91 C FA 90 B SL 85 S FA 90 X SL 86 2-2 27 S 1B		B FA 91 1 SAFE C FA 90 B CH 82 F FA 90 F FA 91 X SL 86 2-2 ③ P5			C FA 90 F FA 90 B FA 91 X FA 90 1-2 ① G4-3		C FA 93 B SL 82 B SL 81 X FA 92 2-1 27 WP 5 1B 2 G5-3 1B		4	1	2	0	0	0	1
5 Matt Holliday, R (1, 7) OBP: 0.399, SLG: 0.586	X SL 85 0-0 ② F9			X FA 90 0-0 E5 27 G6-3 2 2B		B SL 86 X FA 92 1-0 ② G4-3		F SL 81 F FA 94 B SL 80 F SL 79 X FA 94 1-2 2 G5-3 27 WP 1-2 1B		4	1	1	0	0	0	1
27 Garrett Atkins, R (1, 5) (8, 3) OBP: 0.349, SLG: 0.475	B FA 91 C SL 84 C FA 90 X FA 91 1-2 ③ G4-3 1-2			C FA 89 S FA 91 B FA 90 B FA 91 B FA 91 X FA 92 3-2 ① G6-3 1-2		C FA 91 F FA 91 F SL 85 S 0-3 ③ K2-3		B FA 94 B SL 83 C SL 81 B FA 92 C SL 81 B SL 79 4-2 2 G5-3 BB 1-2 2-3		3	0	0	0	1	1	2
11 Brad Hawpe, L (1, 9) OBP: 0.390, SLG: 0.535		C SL 83 B FA 91 X SL 82 1-1 2 G6-3 1B		C FA 91 C FA 91 B SL 87 B FA 91 C 2-3 ② K			S FA 91 B FA 90 B SL 86 B FA 91 C FA 89 X FA 90 3-2 8 G4-3 2B	C FA 94 B FA 94 S FA 94 B FA 94 X FA 94 2-2 ① F6		4	0	2	0	0	1	4
2 Troy Tulowitzki, R (1, 6) OBP: 0.357, SLG: 0.438		F FA 90 L FA 90 B SL 86 F FA 91 X SL 87 1-2 ① ② G6-3 1-2f		X FA 89 0-0 2-H 2B			X SL 86 0-0 ① G6-3	X FA 95 0-0 ② G5-3 1-2 2-3 3-H		4	0	1	2	0	0	4
8 Yorvit Torrealba, R (1, 2) OBP: 0.339, SLG: 0.393		B SL 85 B SL 86 X FA 91 2-0 ③ G5-3		D SL 86 C FA 92 F SL 87 F SL 85 F FA 92 F FA 92 S SL 84 1-3 ③ K			C SL 85 X FA 92 0-1 ② G4-3 2-3	B FA 93 B FA 94 F FA 94 C SL 82 F FA 94 X FA 93 2-2 ③ F8		4	0	0	0	0	1	4
10 Jeff Baker, R (1, 3) OBP: 0.297, SLG: 0.339			B FA 90 F FA 90 X SL 86 1-1 ① P4		B FA 91 C SL 87 S FA 91 C 1-3 ① K		C FA 92 B SL 87 H FA 92 2-1 19 BB HBP		B FA 90 C FA 91 F FA 90 B SL 85 X SL 85 2-2 ① L3	2	0	0	0	0	1	0
Jamey Carroll, R (7, PR) OBP: 0.319, SLG: 0.296										1	0	0	0	0	0	0
(8, 5)																
28 Aaron Cook, R (1, 1) OBP: 0.319, SLG: 0.310			C FA 91 S FA 91 B SL 87 B FA 92 F FA 91 S SL 86 2-3 ② K		X FA 91 0-0 ② P4		B SL 80 B FA 94 B FA 93 B FA 93 4-0 1-2 BB		C FA 91 C CH 82 B FA 91 B SL 86 S CH 82 2-3 ② K2-3	2	0	0	0	0	1	0
23 Ryan Speier, R (7, 1)										0	0	0	0	0	0	0
19 Ryan Spilborghs, R (7, PH) OBP: 0.381, SLG: 0.599										1	0	0	0	1	1	0
(8, 8)																

Inning Stats																												
	R: 0	H: 1		R: 0	H: 1		R: 0	H: 1		R: 1	H: 1		R: 0	H: 0		R: 0	H: 0		R: 0	H: 1		R: 1	H: 2		R: 0	H: 0		1B: 5	SF: 0		WP: 1	PA: 37
	E: 0	LOB: 1		E: 0	LOB: 0		E: 0	LOB: 1		E: 1	LOB: 1		E: 0	LOB: 0		E: 0	LOB: 0		E: 0	LOB: 3		E: 0	LOB: 2		E: 1	LOB: 1		2B: 2	SAC: 0		PB: 0	
	K: 0	BB: 0		K: 0	BB: 0		K: 1	BB: 0		K: 2	BB: 1		K: 1	BB: 0		K: 1	BB: 0		K: 1	BB: 1		K: 0	BB: 1		K: 1	BB: 0		3B: 0	DP: 1		SB: 1	
	S: 9	P: 12		S: 7	P: 11		S: 11	P: 17		S: 14	P: 20		S: 5	P: 7		S: 8	P: 10		S: 10	P: 20		S: 16	P: 27		S: 9	P: 15		HR: 0	HBP: 1		CS: 0	

PITCHER		IP	WLS	BF	H	R	ER	SO	BB	IBB	HBP	BLK	WP	HR	S	P	ERA	WHIP
Jason Marquis, R ERA: 4.18	(1, 1)	6.2	W	26	5	1	0	5	0	0	1	0	0	0	61	89	0.00	0.750
49 Carlos Marmol, R ERA: 1.83	(7, 1)	0.1	H	5	2	1	1	1	2	0	0	0	1	0	11	23	27.00	12.000
Bob Howry, R ERA: 3.75	(8, 1)	1.0	H	3	0	0	0	0	0	0	0	0	0	0	8	12	0.00	0.000
46 Ryan Dempster, R ERA: 3.71	(9, 1)	1.0		3	0	0	0	1	0	0	0	0	0	0	9	15	0.00	0.000

PITCHER	IP	WLS	BF	H	R	ER	SO	BB	IBB	HBP	BLK	WP	HR	S	P	ERA	WHIP

AB	34
R	2
H	7
RBI	2
BB	2
SO	7
LOB	19

Batter	1	2	3	4	5	6	7	8	9	AB	R	H	RBI	BB	SO	LOB
2 Ryan Theriot, R (1, 6) OBP: 0.349, SLG: 0.368	C FA 87 S CH 79 B SL 78 F SL 84 F SL 85 F FA 88 F SL 80 C SL 84 1-3 K ①	C FA 88 B SL 77 B SL 78 C FA 88 B SL 80 X FA 89 3-2 P3 ③		X SL 79 0-0 G5-3 ③			B CU 78 C FA 95 B CU 78 B FA 94 C FA 94 X FA 94 3-2 25 S 1B 1B		C FA 87 F FA 87 X FA 86 0-2 BB 1B	5	0	2	0	0	1	2
Jacque Jones, L (1, 9) OBP: 0.327, SLG: 0.377	X SI 88 0-0 G1-3 ②		B FA 86 C FA 84 B CH 80 X CH 79 2-1 F8 ①		C SL 73 B FA 84 F FA 83 X CH 78 1-2 F7 ①		C CU 78 B FA 94 X FA 94 1-1 25 S 1-2 1B		B FA 89 B FA 88 B SL 79 B FA 88 B FA 88 4-0 25 G6-4-3 1-2 2-3 BB	4	0	1	0	1	0	0
25 Derrek Lee, R (1, 3) OBP: 0.406, SLG: 0.494	C FA 90 B SI 89 B SL 85 C SL 82 B SL 86 F SL 82 X SL 83 3-2 1B 19 BB 17 BB 1B	S CU 77 C FA 90 S SL 77 0-3 K ②		C FC 90 B FA 90 X SL 79 1-1 G5-3 ②			C CU 79 C CU 79 B CU 79 B FA 95 B CU 79 B CU 80 4-2 1-2 2-3 BB		C FA 90 C FA 89 B SL 79 B CH 85 B FA 88 X FA 88 3-2 1-2f G6-4-3 ②③	4	1	1	0	1	1	3
19 Matt Murton, R (1, 7) OBP: 0.343, SLG: 0.401	B SL 78 B SL 79 B SL 86 C FC 89 1 SAFE B SL 84 4-1 17 BB 1B 1-2 BB		X SL 85 0-0 F9 ③		C FA 90 B SL 85 X SL 84 1-1 G6-3 ③		C SL 84 D SL 85 F SL 85 X FA 97 1-2 G5-3 ③			3	0	0	0	1	0	3
Mark DeRosa, R (1, 5) OBP: 0.362, SLG: 0.417	B SL 79 C CH 79 B SL 86 X SL 80 2-1 17 BB 1-2 2-3 1B			X CU 76 0-0 F7 ①		B FC 88 B SL 88 F FA 89 X FA 90 2-1 F9 ①		C FA 94 C FA 94 B FA 94 F FA 94 B SL 96 X FA 96 2-2 G6-3 ①		4	0	1	0	0	0	0
17 Mike Fontenot, L (1, 4) OBP: 0.343, SLG: 0.442	B CH 80 B SL 88 C FA 87 B CH 80 B FA 87 4-1 1-2 2-3 3-H BB			C FA 87 B CH 81 X SL 80 1-1 F8 ②		C CU 77 X FA 89 0-1 F9 ②		F FA 95 F FA 94 B FA 94 F FA 95 X FA 95 1-2 G4-3 ②		3	0	0	1	1	0	0
Jason Kendall, R (1, 2) OBP: 0.289, SLG: 0.303	B FA 89 C FA 88 B SL 79 F FA 88 F SL 84 B SL 86 X FA 89 3-2 G5-3 ③			C FA 88 F FC 90 B SL 78 B SL 80 B SL 84 X FA 88 3-2 20 1B 53 1B 1B		C FA 90 F FA 90 B SL 79 X FA 90 1-2 L9 ③		B FA 95 X FA 96 1-0 L4 ③		4	1	1	0	0	0	3
20 Felix Pie, L (1, 8) OBP: 0.273, SLG: 0.353		C FA 84 S CH 79 S CH 78 0-3 K ①		B CH 80 X CH 80 1-0 53 1B 1-3 1B			C FA 94 C CU 78 S CU 78 0-3 K ①		C CH 87 B CU 80 C FA 86 B FA 88 X SL 80 2-2 BB 3 G3 1B	4	0	2	0	0	2	0
53 Rich Hill, L (1, 1) OBP: 0.156, SLG: 0.182 43 Michael Wuertz, R (6, 1) 5 Ronny Cedeno, R (7, PH) OBP: 0.157, SLG: 0.271 36 Sean Gallagher, R (7, 1) 47 Scott Eyre, L (7, 1) 3 Eric Patterson, L (9, PH) OBP: 0.200, SLG: 0.200		X CH 85 0-0 G4-3 ②		X FA 88 0-0 1-2 3-H 1B			F FA 92 X FA 94 0-1 G6-3 ②		C FA 88 F FA 89 B SL 79 F CU 81 X FA 88 1-2 G3 ① 1-2	2 0 1 0 0 1	0 0 0 0 0 0	1 0 0 0 0 0	1 0 0 0 0 0	0 0 0 0 0 0	0 0 0 0 0 0	0 0 0 0 0 1
Inning Stats	R: 1 E: 0 K: 1 S: 20 H: 2 LOB: 3 BB: 2 P: 37	R: 0 E: 0 K: 1 S: 7 H: 0 LOB: 0 BB: 0 P: 10	R: 0 E: 0 K: 1 S: 6 H: 0 LOB: 0 BB: 0 P: 8	R: 1 E: 0 K: 0 S: 9 H: 3 LOB: 2 BB: 0 P: 14	R: 0 E: 0 K: 0 S: 7 H: 0 LOB: 0 BB: 0 P: 10	R: 0 E: 0 K: 0 S: 7 H: 0 LOB: 0 BB: 0 P: 10	R: 0 E: 0 K: 1 S: 15 H: 2 LOB: 3 BB: 1 P: 24	R: 0 E: 0 K: 0 S: 9 H: 0 LOB: 0 BB: 0 P: 13	R: 0 E: 0 K: 0 S: 13 H: 2 LOB: 2 BB: 1 P: 23	1B: 9 2B: 0 3B: 0 HR: 0	SF: 0 SAC: 0 DP: 1 HBP: 0			WP: 0 PB: 0 SB: 2 CS: 0	PA: 39		

TOP

Chicago Cubs @ Colorado Rockies

Coors Field, Denver, CO

Sat Aug 11 2007, 6:05 PM MDT

Att. 48,095 - Clear - 90 F

livebaseballscorecards.com

AB	35
R	2
H	9
RBI	2
BB	4
SO	4
LOB	12

PITCHER		IP	WLS	BF	H	R	ER	SO	BB	IBB	HBP	BLK	WP	HR	S	P	ERA	WHIP
Josh Fogg, R ERA: 4.64	(1, 1)	6.0	W	25	5	2	2	3	2	0	0	0	0	0	56	89	3.00	1.167
Jeremy Affeldt, L ERA: 2.53	(7, 1)	0.2		5	2	0	0	1	1	0	0	0	0	0	12	20	0.00	4.500
50 Jorge Julio, R ERA: 4.97	(7, 1)	0.1	H	1	0	0	0	0	0	0	0	0	0	0	3	4	0.00	0.000
LaTroy Hawkins, R ERA: 3.65	(8, 1)	1.0		3	0	0	0	0	0	0	0	0	0	0	9	13	0.00	0.000
23 Ryan Speier, R ERA: 7.11	(9, 1)	1.0		5	2	0	0	0	1	0	0	0	0	0	13	23	0.00	3.000

PITCHER	IP	WLS	BF	H	R	ER	SO	BB	IBB	HBP	BLK	WP	HR	S	P	ERA	WHIP

BOTTOM

Chicago Cubs @ Colorado Rockies

Coors Field, Denver, CO

Sat Aug 11 2007, 6:05 PM MDT

Att. 48,095 - Clear - 90 F

livebaseballscorecards.com

Batter	1	2	3	4	5	6	7	8	9	AB	R	H	RBI	BB	SO	LOB
Kazuo Matsui, S (1, 4) OBP: 0.345, SLG: 0.431	X FA 90 0-0 ① G1-3	D FA 87 X FA 89 1-0 1-H 2B			B FA 91 B FA 91 C FA 91 S FA 91 F FA 91 F CU 75 X FA 92 2-2 ① P5	S CU 74 X FA 91 0-1 2 S 2 1B 1B	F CU 72 B FA 92 F CU 72 X CU 73 1-2 2 1B 1-2 2-3 1B	B FA 91 C FA 90 F SL 82 F FA 92 F FA 90 F CH 81 X FA 91 1-2 ③ F8		6	1	3	1	0	0	0
2 Troy Tulowitzki, R (1, 6) OBP: 0.361, SLG: 0.442	B FA 92 X FA 91 1-0 5 BB 19 1B 1B	C CU 74 F FA 90 F FA 92 X CU 74 0-2 ③ G4-3			F FA 89 F FA 92 F FA 92 B CU 75 X FA 92 1-2 5 CS 1B	B FA 91 B SL 85 S SL 86 X SL 86 2-1 1-H 1B	C FA 92 X CU 73 0-1 1-2 2-H 3-H 1B			5	1	4	3	0	0	1
5 Matt Holliday, R (1, 7) OBP: 0.399, SLG: 0.583	B FA 91 B FA 92 B FA 92 C FA 91 B FA 92 4-1 19 1B 1-2 BB		F FA 90 X FA 87 0-1 27 G5-3 1B		1 SAFE B CU 74 C CU 74 C FA 92 S CU 74 1-3 ② ③ K 1-2	X SL 84 0-0 ③ P4	B FA 91 F CH 79 F FA 91 F FA 91 S SL 82 1-3 ③ K			4	0	1	0	1	2	4
27 Garrett Atkins, R (1, 3) OBP: 0.345, SLG: 0.470	B FA 91 X FA 91 1-0 ② F3		B CU 74 C FA 91 X FA 91 1-1 ① G5-3 1-2			C FA 88 X FA 92 0-1 ① G5-3	C FA 94 B CU 74 X CU 74 1-1 ① L7	C FA 90 B CH 79 X CH 80 1-1 ① F8		5	0	0	0	0	0	3
19 Ryan Spilborghs, R (1, 8) OBP: 0.387, SLG: 0.596 23 Ryan Speier, R (9, 1)	B CU 74 X FA 92 1-0 1-3 2-H 1B		C FA 91 X CU 74 0-1 ② L1-3			B FA 92 X FA 87 1-0 24 HBP 8 BB HR 1B	C FA 95 B FA 92 F FA 94 B CU 76 F FA 94 B CU 80 B SL 95 4-2 11 HR BB	F FA 91 C CU 80 X SL 85 0-2 E6 11 3B		4 0	3 0	2 0	1 0	1 0	0 0	1 0
11 Brad Hawpe, L (1, 9) OBP: 0.390, SLG: 0.547	B FA 91 C FA 92 B CU 74 S FA 90 C CU 74 2-3 ③ K		B CU 75 C FA 90 S FA 91 B CU 76 S FA 92 2-3 ③ K			1 SAFE 1 SAFE 1 SAFE F FA 92 B FA 91 C CU 73 T FA 91 1-2 ② K	1 SAFE B FA 93 X FA 92 1-0 1-H HR	C CU 79 X FA 90 0-1 1-H 8 1B 3B		5	2	2	3	0	3	4
8 Yorvit Torrealba, R (1, 2) OBP: 0.346, SLG: 0.396		B FA 91 X FA 92 1-0 2B 1B		C FA 91 B CU 73 F FA 85 X CU 79 1-2 ① L1		B CU 74 B FA 91 B FA 91 B FA 91 4-0 1-2 24 HBP HR BB	B FA 94 C FA 93 B CU 72 B FA 93 B FA 93 4-1 1B BB 2 1B BB	X CU 78 0-0 3-H 21 2B WP 1B		3	4	2	1	2	0	0
24 Ian Stewart, L (1, 5) Jeremy Affeldt, L (7, 1) 50 Jorge Julio, R (7, 1) 3 Willy Taveras, R (7, PH) OBP: 0.360, SLG: 0.375 LaTroy Hawkins, R (8, 1) 21 Clint Barmes, R (8, PH) OBP: 0.167, SLG: 0.217 (9, 8)		C CU 74 F FA 92 X FA 91 0-2 ① F7		C CU 81 B CU 74 X FA 92 1-1 ② F7		H CU 74 1-0 1-2 2-3 HR HBP	B FA 92 B FA 92 F FA 92 F FA 93 B FA 93 F FA 92 X FA 91 3-2 ② P3	B FA 90 X CH 80 1-0 WP 1-3 G5-3 2B		2 0 0 1 0 1	1 0 0 0 0 1	0 0 0 0 0 1	0 0 0 0 0 1	0 0 0 0 0 1	0 0 0 0 0 0	1 0 0 1 0 1
Josh Fogg, R (1, 1) OBP: 0.128, SLG: 0.128 Jamey Carroll, R (6, PH) OBP: 0.324, SLG: 0.315 (7, 5)		X FA 92 0-0 ② B3		S FA 92 F FA 92 B FA 92 B CU 75 X FA 91 2-2 ③ G6-3		B CU 74 C FA 90 F FA 90 F FA 91 X FA 91 1-2 1-H 2-H 3-H HR	S FA 93 C CU 73 B FA 93 F CU 74 B FA 93 B FA 92 F FA 94 B FA 93 4-2 1-2 1B 2 1B BB	B FA 90 F FA 90 S SL 81 X SL 85 1-2 ② G5-3 2-H 3-H		2 2	0 2	0 2	0 1	0 5	0 1	1 0
Inning Stats	R: 1 E: 0 K: 1 S: 8 H: 2 LOB: 2 BB: 1 P: 17	R: 1 E: 0 K: 0 S: 10 H: 2 LOB: 1 BB: 0 P: 12	R: 0 E: 0 K: 1 S: 9 H: 1 LOB: 1 BB: 0 P: 12	R: 0 E: 0 K: 0 S: 8 H: 0 LOB: 0 BB: 0 P: 12	R: 0 E: 0 K: 1 S: 12 H: 1 LOB: 0 BB: 0 P: 16	R: 5 E: 0 K: 1 S: 15 H: 4 LOB: 1 BB: 1 P: 25	R: 4 E: 0 K: 1 S: 24 H: 3 LOB: 2 BB: 3 P: 43	R: 4 E: 1 K: 0 S: 18 H: 3 LOB: 0 BB: 0 P: 22		1B: 11 2B: 2 3B: 1 HR: 2 SF: 0 SAC: 0 DP: 0 HBP: 1				WP: 1 PB: 0 SB: 1 CS: 1 PA: 46		

	AB	40
	R	15
	H	16
	RBI	14
	BB	5
	SO	5
	LOB	16

PITCHER		IP	WLS	BF	H	R	ER	SO	BB	IBB	HBP	BLK	WP	HR	S	P	ERA	WHIP
53 Rich Hill, L ERA: 3.85	(1, 1)	5.2	L	28	9	7	7	4	2	0	1	0	0	1	59	89	11.12	1.941
43 Michael Wuertz, R ERA: 3.52	(6, 1)	0.1		2	1	0	0	0	0	0	0	0	0	0	3	5	0.00	3.000
36 Sean Gallagher, R ERA: 7.82	(7, 1)	0.2		8	3	4	4	0	3	0	0	0	0	1	20	38	54.00	9.000
47 Scott Eyre, L ERA: 5.73	(7, 1)	1.1		8	3	4	2	1	0	0	0	0	1	0	22	27	13.50	2.250

PITCHER	IP	WLS	BF	H	R	ER	SO	BB	IBB	HBP	BLK	WP	HR	S	P	ERA	WHIP

Chicago Cubs @ Colorado Rockies

Coors Field, Denver, CO

Sun Aug 12 2007, 1:05 PM MDT

Att. 39,176 - Partly Cloudy - 90 F

TOP

livebaseballscorecards.com

Batter	1	2	3	4	5	6	7	8	9	AB	R	H	RBI	BB	SO	LOB
2 Ryan Theriot, R (1, 6) OBP: 0.348, SLG: 0.367	L6		B2-3	G4-6-3 1-2 3-H			G4-3			4	0	1	1	0	0	0
Jacque Jones, L (1, 9) OBP: 0.326, SLG: 0.375	2-2 19 G5-3 25 BB 1B		2-3 K	1-1 G4-6-3 1-2f			1-1 G4-3			4	0	1	0	0	1	2
25 Derrek Lee, R (1, 3) OBP: 0.407, SLG: 0.493	SAFE 4-1 1-2 BB		1-0 19 PB 1B		0-0 G6-3			1-2 G6-3		3	0	1	0	1	0	0
19 Matt Murton, R (1, 7) OBP: 0.335, SLG: 0.391	0-1 G5-3 2-3f		2-0 P5 1-2		0-1 F7			1-3 K		4	0	0	0	0	1	3
Mark DeRosa, R (1, 5) OBP: 0.363, SLG: 0.418		2-0 17 1B 1B		3-2 17 1B 1B	2-2 G6-3			2-2 G5-3		4	1	2	0	0	0	0
17 Mike Fontenot, L (1, 4) OBP: 0.347, SLG: 0.443		2-1 1-2 1B		0-0 1B 20 G3 1-2 1B		0-0 G6-3			0-3 K	4	1	2	0	0	1	0
Jason Kendall, R (1, 2) OBP: 0.291, SLG: 0.304		0-1 F6		2-1 45 1B 20 G3 2 1B 1-3 2-H 1B		1-2 L7			4-2 20 FC3-6 BB	3	1	1	1	1	0	2
20 Felix Pie, L (1, 8) OBP: 0.266, SLG: 0.344		1-3 K		1-1 G3 1-2 3-H		2-3 K			1-1 FC3-6 1-2f	4	0	0	1	0	2	4
45 Sean Marshall, L (1, 1) OBP: 0.125, SLG: 0.130 34 Kerry Wood, R (6, 1) 3 Eric Patterson, L (7, PH) OBP: 0.167, SLG: 0.167 43 Michael Wuertz, R (7, 1) 46 Ryan Dempster, R (8, 1) 33 Daryle Ward, L (9, PH) OBP: 0.450, SLG: 0.438		1-0 G3-1		1-2 2 1B 2-3 1B			0-0 B2-3		0-0 F8	2 0 1 0 0 0	0 0 0 0 0 0	1 0 0 0 0 0	0 0 0 0 0 0	0 0 0 0 0 0	0 0 0 0 0 0	2 0 0 0 0 1
Inning Stats	R: 0 E: 0 K: 0 S: 9 H: 1 LOB: 1 BB: 1 P: 16	R: 0 E: 0 K: 1 S: 9 H: 2 LOB: 2 BB: 0 P: 15	R: 0 E: 0 K: 1 S: 6 H: 1 LOB: 1 BB: 0 P: 11	R: 3 E: 0 K: 0 S: 16 H: 5 LOB: 1 BB: 0 P: 24	R: 0 E: 0 K: 0 S: 6 H: 0 LOB: 0 BB: 0 P: 8	R: 0 E: 0 K: 1 S: 8 H: 0 LOB: 0 BB: 0 P: 11	R: 0 E: 0 K: 0 S: 7 H: 0 LOB: 0 BB: 0 P: 11	R: 0 E: 0 K: 1 S: 10 H: 0 LOB: 0 BB: 0 P: 14	R: 0 E: 0 K: 1 S: 9 H: 0 LOB: 1 BB: 1 P: 14	1B: 9 2B: 0 3B: 0 HR: 0 SF: 0 SAC: 0 DP: 2 HBP: 0						

	AB	34
	R	3
	H	9
	RBI	3
	BB	2
	SO	5
	LOB	14

WP: 0 PA: 36
PB: 1
SB: 0
CS: 0

PITCHER	IP	WLS	BF	H	R	ER	SO	BB	IBB	HBP	BLK	WP	HR	S	P	ERA	WHIP
Tim Harikkala, R (1, 1) ERA: 8.1	3.1		19	9	3	3	2	1	0	0	0	0	0	38	63	8.10	3.000
34 Matt Herges, R (4, 1) ERA: 3.66	2.2	W	7	0	0	0	1	0	0	0	0	0	0	16	22	0.00	0.000
LaTroy Hawkins, R (7, 1) ERA: 3.55	1.0	H	3	0	0	0	0	0	0	0	0	0	0	7	11	0.00	0.000
50 Jorge Julio, R (8, 1) ERA: 4.85	1.0	H	3	0	0	0	1	0	0	0	0	0	0	10	14	0.00	0.000
60 Manny Corpas, R (9, 1) ERA: 2.28	1.0	S	4	0	0	0	1	1	0	0	0	0	0	9	14	0.00	1.000

PITCHER	IP	WLS	BF	H	R	ER	SO	BB	IBB	HBP	BLK	WP	HR	S	P	ERA	WHIP

Batter	1	2	3	4	5	6	7	8	9	AB	R	H	RBI	BB	SO	LOB
Kazuo Matsui, S (1, 4) OBP: 0.346, SLG: 0.426	C B X 1-1 L6 ①	X 0-0 F9 ③			C L F B X 1-2 F9 ①	I I I 4-0 2 2B 5 G6-3 IBB		B S B B B 4-1 2 S BB		3	1	0	0	2	0	1
2 Troy Tulowitzki, R (1, 6) OBP: 0.362, SLG: 0.451	F S B C 1-3 K ②		C F X 0-2 F9 ①		X 0-0 HR	B D C X 2-1 5 G6-3 1-3 2-H 3-H 2B		1 SAFE F P F 1 B D T SAFE 3-2 K ② 1-2		5	1	2	3	0	2	1
5 Matt Holliday, R (1, 7) OBP: 0.401, SLG: 0.585	B F H 2-1 HBP		B F B F B X 3-2 27 1B 1B		B B C S F F X 2-2 17 G3-1 2B	B B X 2-0 G6-3 ② 2-3 3-H		B B X 2-0 G6-3 ③		4	0	2	1	0	0	2
17 Todd Helton, L (1, 3) OBP: 0.418, SLG: 0.460	B F F B B X 3-2 F8 ③		F C X 0-2 F9 ②		B X 1-0 G3-1 ② 2-3	X 0-0 P4 ③				4	0	0	0	0	0	4
27 Garrett Atkins, R (1, 5) OBP: 0.346, SLG: 0.469		C B F X 1-2 P6 ①	C B X 1-1 1-2 1B		B B B B 4-0 19 FC6-4 BB		B F C B F F B X 3-2 F8 ①			3	0	1	0	1	0	0
19 Ryan Spilborghs, R (1, 9) OBP: 0.384, SLG: 0.584		T B B B S B F B 4-2 21 2B BB	B F B X 2-1 G3 ③		X 0-0 FC6-4 ③ 1-2f		X 0-0 G6-3 ②			3	1	0	0	1	0	4
21 Clint Barmes, R (1, 8) OBP: 0.192, SLG: 0.280 18 Cory Sullivan, L (6, PH) (7, 8) OBP: 0.368, SLG: 0.333		1 SAFE X 0-0 G1-6-3 1-H 1B 2B	B C B X 2-1 F7 ①			X 0-0 F9 ①	C F B X 1-2 E S 1B			2 2	1 0	1 1	1 0	0 0	0 0	0 0
Geronimo Gil, R (1, 2)	C X 0-1 G1-6-3 ② 2-3		B F S X 1-2 G4-3 ②			B B B S B F F B 4-2 24 2B 2 2B BB	B C S S 1-3 K ③ 1-3			3	1	0	0	1	1	2
Tim Harikkala, R (1, 1) OBP: 1.000, SLG: 1.000 34 Matt Herges, L (4, 1) 24 Ian Stewart, L (6, PH) OBP: 0.500, SLG: 0.667 LaTroy Hawkins, R (7, 1) 50 Jorge Julio, R (8, 1) 3 Willy Taveras, R (8, PH) OBP: 0.350, SLG: 0.374 60 Manny Corpas, R (9, 1)	X 0-0 3-H 1B		C F F B X 1-2 G1-3 ③			B X 1-0 2 2B 1-3 2B		F B X 1-1 G5-3 ①		1 1 1 0 0 0 1 0	0 0 1 0 0 0 0 0	1 0 1 0 0 0 0 0	1 0 0 0 0 0 0 0	0 0 0 0 0 0 0 0	0 0 0 0 0 0 0 0	0 0 0 0 0 0 0 0
Inning Stats	R: 0 E: 0 K: 1 S: 9 H: 0 LOB: 1 BB: 0 P: 16	R: 2 E: 0 K: 0 S: 11 H: 2 LOB: 1 BB: 1 P: 16	R: 0 E: 0 K: 0 S: 13 H: 2 LOB: 2 BB: 0 P: 19	R: 0 E: 0 K: 0 S: 9 H: 0 LOB: 0 BB: 0 P: 13	R: 1 E: 0 K: 0 S: 12 H: 2 LOB: 2 BB: 1 P: 20	R: 3 E: 0 K: 0 S: 9 H: 2 LOB: 1 BB: 2 P: 22	R: 0 E: 0 K: 1 S: 12 H: 1 LOB: 1 BB: 0 P: 17	R: 0 E: 0 K: 1 S: 8 H: 0 LOB: 1 BB: 1 P: 17		1B: 4 2B: 4 3B: 0 HR: 1	SF: 0 SAC: 0 DP: 0 HBP: 1		WP: 0 PB: 0 SB: 2 CS: 0	PA: 39		

PITCHER		IP	WLS	BF	H	R	ER	SO	BB	IBB	HBP	BLK	WP	HR	S	P	ERA	WHIP
45 Sean Marshall, L ERA: 4.25	(1, 1)	5.0		24	6	3	3	1	2	0	1	0	0	1	54	84	5.40	1.600
34 Kerry Wood, R ERA: 5.79	(6, 1)	1.0	L	7	2	3	3	0	1	1	0	0	0	0	9	22	27.00	3.000
43 Michael Wuertz, R ERA: 3.46	(7, 1)	1.0		4	1	0	0	1	0	0	0	0	0	0	12	17	0.00	1.000
46 Ryan Dempster, R ERA: 3.63	(8, 1)	1.0		4	0	0	0	1	1	0	0	0	0	0	8	17	0.00	1.000

PITCHER	IP	WLS	BF	H	R	ER	SO	BB	IBB	HBP	BLK	WP	HR	S	P	ERA	WHIP

BOTTOM

Chicago Cubs @ Colorado Rockies

Coors Field, Denver, CO

Sun Aug 12 2007, 1:05 PM MDT
Att. 39,176 - Partly Cloudy - 90 F

livebaseballscorecards.com

AB	33
R	6
H	9
RBI	6
BB	5
SO	3
LOB	14

Cincinnati Reds @ Chicago Cubs

Wrigley Field, Chicago, IL

Tue Aug 14 2007, 7:05 PM CDT

Att. 40,750 - Overcast - 83 F

livebaseballscorecards.com

TOP

Batter	1	2	3	4	5	6	7	8	9	AB	R	H	RBI	BB	SO	LOB
Josh Hamilton, L (1, 8) OBP: 0.374, SLG: 0.542	C FA 90 X FA 90 0-1 G4-3		F FC 88 B CH 83 X CH 83 1-1 27 BB 2B 1B	X CH 85 0-0 G4-3 2-3 3-H		B FA 90 B FA 91 F FA 88 X FA 91 2-1 1B		F SL 83 F FA 93 F CU 80 F CU 79 B FA 94 X FA 92 1-2 1-2 2-3 1B		5	1	3	1	0	0	1
27 Jeff Keppinger, R (1, 6) OBP: 0.411, SLG: 0.540	C FA 91 C FA 92 X SL 86 0-2 FC6 1B		1 SAFE B CH 88 B SI 90 C FA 90 1 SAFE B FA 90 B FA 91 4-1 1-2 2B BB	X FA 90 0-0 1B 3-H 1B		1 SAFE C FA 89 B SL 79 X FA 91 1-1 G5-3		C SL 82 S SL 81 F SL 81 F FA 93 C FA 93 0-3 K		4	1	2	1	1	1	4
Ken Griffey Jr., L (1, 9) OBP: 0.384, SLG: 0.518 25 David Weathers, R (8, 1)	C FA 91 S CH 84 F FA 93 X CH 84 0-2 FC6 4 2B 1-2f		X FA 90 0-0 1-H 2-H 2B	B FA 93 F CH 83 X SI 90 1-1 4 CS 1-3 1B			S FA 92 B FA 90 B CH 82 S FC 90 X FA 91 2-2 G3-1	C SL 80 F FA 94 S SL 80 0-3 K		5 0	0 0	2 0	2 0	0 0	1 0	4 0
4 Brandon Phillips, R (1, 4) OBP: 0.322, SLG: 0.466	F FA 92 B FA 92 1 SAFE X FA 92 1-1 1-3 2B		C SL 83 F FA 94 X CH 88 0-2 1B	C SL 80 F FA 90 B FA 93 1-2 CS 1-2	F FA 92 B SL 82 C FA 93 B SL 83 F FA 91 X 2-2 1B 2B		F FA 93 F SI 90 H 1-2 S 1B HBP	X FA 93 0-0 F9		4	2	3	0	0	0	3
Adam Dunn, L (1, 7) OBP: 0.360, SLG: 0.533 Jason Ellison, R (9, 7) OBP: 0.269, SLG: 0.255	B CH 83 B FA 91 B CH 83 C FA 90 S FA 92 B CH 85 4-2 BB		B CH 84 B FA 91 F SI 92 B SI 92 X 3-1 P2		X FA 91 0-0 F8		B FA 92 B FA 92 B CH 82 C SI 89 X FA 91 3-1 F7 1-2		B FA 94 X FA 94 1-0 G4-3	4 0	0 0	0 0	0 0	1 0	0 0	3 0
Scott Hatteberg, L (1, 3) OBP: 0.393, SLG: 0.474	C FA 94 D SL 85 X FA 93 1-1 F7		1 SAFE B FA 90 X FA 91 1-0 G4-3		B CH 83 X FC 90 1-0 P6		C CH 80 B FA 92 X CH 82 1-1 2-H 1B		B FA 94 B FA 93 C FA 94 C FA 93 X FA 93 2-2 F7	5	0	1	1	0	0	5
Javier Valentin, S (1, 2) OBP: 0.335, SLG: 0.392		C FA 91 B FC 90 F FA 89 X FA 93 1-2 L7		X FA 91 0-0 39 28 SH5-4 1B G4-3 1B	2 SAFE S FC 91 D SI 85 B CH 81 B FA 93 X SI 91 3-1 2-H 1B		B FA 90 X CH 82 1-0 F8		B FA 93 C FA 93 F FA 94 B FA 93 F FA 93 B CH 86 X FA 94 3-2 F7	5	1	2	1	0	0	1
28 Edwin Encarnación, R (1, 5) OBP: 0.338, SLG: 0.372		X FA 93 0-0 F9		B FA 91 F FA 91 C FA 89 X FA 92 1-2 G4-3 39 SH5-4 27 1-2 1B 1B		B CU 77 X FA 88 1-0 F8		X FA 94 0-0 1B 39 1B 1B		4	1	2	0	0	0	0
39 Aaron Harang, R (1, 1) OBP: 0.148, SLG: 0.154 51 Jared Burton, R (8, 1) 30 Norris Hopper, R (8, 9) OBP: 0.353, SLG: 0.374		B FA 91 X FA 92 1-0 G5-3		L CH 83 B CH 84 X CH 84 1-1 SH5-4 1-2 2-3		S CH 86 B CH 87 X CH 86 1-1 G4-3		B FA 91 B FA 93 C FA 93 B FA 92 X FA 92 3-1 1B 1-2 1B		3 0 0	0 0 0	1 0 0	0 0 0	0 0 0	0 0 0	0 0 0
Inning Stats	R: 0 E: 0 K: 0 S: 15 H: 2 LOB: 3 BB: 1 P: 21	R: 0 E: 0 K: 0 S: 5 H: 0 LOB: 0 BB: 0 P: 7	R: 2 E: 0 K: 0 S: 10 H: 3 LOB: 1 BB: 1 P: 19	R: 2 E: 0 K: 0 S: 12 H: 4 LOB: 1 BB: 0 P: 16	R: 1 E: 0 K: 0 S: 8 H: 2 LOB: 1 BB: 0 P: 14	R: 0 E: 0 K: 0 S: 7 H: 1 LOB: 1 BB: 0 P: 12	R: 1 E: 0 K: 0 S: 10 H: 1 LOB: 1 BB: 0 P: 18	R: 0 E: 0 K: 2 S: 17 H: 3 LOB: 3 BB: 0 P: 21	R: 0 E: 0 K: 0 S: 8 H: 0 LOB: 0 BB: 0 P: 14	1B: 13 2B: 3 3B: 0 HR: 0 SF: 0 SAC: 1 DP: 0 HBP: 1						

AB	39
R	6
H	16
RBI	6
BB	2
SO	2
LOB	21

WP: 0 PB: 0 SB: 1 CS: 1 PA: 44

PITCHER	IP	WLS	BF	H	R	ER	SO	BB	IBB	HBP	BLK	WP	HR	S	P	ERA	WHIP
38 Carlos Zambrano, R (1, 1) ERA: 3.86	7.0	L	34	13	6	6	0	2	0	1	0	0	0	67	107	7.71	2.143
49 Carlos Marmol, R (8, 1) ERA: 1.79	1.0		6	3	0	0	2	0	0	0	0	0	0	17	21	0.00	3.000
Bob Howry, R (9, 1) ERA: 3.68	1.0		3	0	0	0	0	0	0	0	0	0	0	8	14	0.00	0.000

PITCHER	IP	WLS	BF	H	R	ER	SO	BB	IBB	HBP	BLK	WP	HR	S	P	ERA	WHIP

Cincinnati Reds @ Chicago Cubs

Wrigley Field, Chicago, IL

Tue Aug 14 2007, 7:05 PM CDT

Att. 40,750 - Overcast - 83 F

livebaseballscorecards.com

BOTTOM

Batter	1	2	3	4	5	6	7	8	9	AB	R	H	RBI	BB	SO	LOB
2 Ryan Theriot, R (1, 6) OBP: 0.345, SLG: 0.363	C FA 87 F FA 90 S SL 84 0-3 ① K			B FA 88 C FA 89 B SL 83 B FA 90 X FA 90 3-1 ① P3		F FA 91 B SL 85 C FA 92 S SL 83 1-3 ② K		C SL 85 B FA 94 C SI 93 B SL 87 X SI 94 2-2 ① FC4-6 S 25 1B 1-2f		4	1	0	0	0	2	1
Jacque Jones, L (1, 8) OBP: 0.326, SLG: 0.383	C FA 90 B FA 91 F FA 91 F FA 92 S SL 84 1-3 ② K			X CU 74 0-0 ② G4-3		B FA 90 F FA 92 B FA 91 X FA 91 2-1 HR		B SI 93 C FA 93 S FA 89 B SI 89 S CH 89 2-3 ② K 1-2		4	1	1	1	0	2	1
25 Derrek Lee, R (1, 3) OBP: 0.408, SLG: 0.500	B FA 92 S FA 92 B SL 85 B FA 92 C FA 94 S FA 93 3-3 ③ K			B FA 91 B FA 93 B FA 92 C FA 91 X FA 91 3-1 HR		F FA 92 B SL 86 X SL 86 1-1 ③ G6-3		S FA 94 B SI 89 B FA 95 C FA 94 F FA 90 B SI 95 F FA 94 X FA 89 3-2 16 BB 2-H 1B		4	1	2	2	0	1	0
16 Aramis Ramirez, R (1, 5) OBP: 0.358, SLG: 0.548 5 Ronny Cedeno, R (8, PR) OBP: 0.157, SLG: 0.271 (9, 5)		B FA 90 X FA 88 1-0 ① G4-3		C SL 83 X SL 85 0-1 HR			B FA 89 X FA 90 1-0 ① G6-3	C FA 90 S FA 89 1 SAFE B FA 89 F FA 91 B FA 90 B SL 85 F FA 91 F SL 84 4-2 B FA 90 1-2 BB		3 0	1 0	1 0	1 0	1 0	0 0	0 0
33 Daryle Ward, L (1, 9) OBP: 0.429, SLG: 0.412 Bob Howry, L (9, 1)		C FA 90 X CH 82 0-1 ② F7		X 0-0 ③ G6-3			X CH 81 0-0 ② G6-3	C FA 90 X FA 90 0-1 ③ P4		4 0	0 0	0 0	0 0	0 0	0 0	2 0
Mark DeRosa, R (1, 4) OBP: 0.362, SLG: 0.415 (9, 9)		B FA 90 C FA 92 B FA 89 X FA 90 2-1 ③ G6-3			F FA 89 B CH 87 B FA 88 S FA 92 B SL 85 F FA 93 S FA 93 3-3 ① K		C FA 90 H FA 87 1-1 19 WP 19 1B HBP		B FA 89 X FA 89 1-0 ① F9	3	1	0	0	0	1	0
19 Matt Murton, R (1, 7) OBP: 0.333, SLG: 0.388			F FA 88 F SL 84 X SL 83 0-2 ① G5-3		B FA 92 F FA 92 B SL 83 B SL 84 S FA 92 F FA 93 S FA 93 3-3 ② K		B FA 91 F FA 91 B FA 90 C FA 91 B SL 85 X FA 92 3-2 FC5-4 1-H 1B		X FA 89 0-0 ② F7	4	0	1	1	0	1	0
Jason Kendall, R (1, 2) OBP: 0.291, SLG: 0.301 20 Felix Pie, L (9, PR) OBP: 0.266, SLG: 0.344			B FA 90 C FA 90 B FA 91 F FA 90 X SL 84 2-2 ② L7		C FA 90 X FA 92 0-1 ③ P3		F FA 91 F SL 84 1 SAFE B SL 84 F SL 83 F FA 92 1 SAFE F FA 91 X SL 81 1-2 ③ FC5-4 1-2f		B FA 88 B FA 89 B FA 88 C FA 89 B FA 88 4-1 BB	3 0	0 0	0 0	0 0	1 0	0 0	1 0
38 Carlos Zambrano, S (1, 1) OBP: 0.254, SLG: 0.365 49 Carlos Marmol, R (8, 1) 17 Mike Fontenot, L (8, PH) OBP: 0.348, SLG: 0.441 (9, 4)			X FA 89 0-0 ③ G5-3			S FA 91 S FA 91 S FA 92 0-3 ① K		C FA 88 B CU 72 B CH 80 B FA 90 B FA 88 4-1 2 FC4-6 BB	C FA 88 S FA 89 B FA 89 X FA 90 1-2 ③ F9	2 0 1	0 0 0	0 0 0	0 0 0	0 0 1	1 0 0	0 0 1
Inning Stats	R: 0 E: 0 K: 3 S: 10 H: 0 LOB: 0 BB: 0 P: 14	R: 0 E: 0 K: 0 S: 5 H: 0 LOB: 0 BB: 0 P: 8	R: 0 E: 0 K: 0 S: 7 H: 0 LOB: 0 BB: 0 P: 9	R: 2 E: 0 K: 0 S: 8 H: 2 LOB: 0 BB: 0 P: 14	R: 0 E: 0 K: 2 S: 10 H: 0 LOB: 0 BB: 0 P: 16	R: 1 E: 0 K: 2 S: 10 H: 1 LOB: 0 BB: 0 P: 14	R: 1 E: 0 K: 0 S: 12 H: 1 LOB: 1 BB: 0 P: 18	R: 1 E: 0 K: 1 S: 19 H: 1 LOB: 2 BB: 2 P: 34	R: 0 E: 0 K: 0 S: 6 H: 0 LOB: 1 BB: 1 P: 12	1B: 2 2B: 0 3B: 0 HR: 3	SF: 0 SAC: 0 DP: 0 HBP: 1	WP: 1 PB: 0 SB: 1 CS: 0	PA: 36			

PITCHER	IP	WLS	BF	H	R	ER	SO	BB	IBB	HBP	BLK	WP	HR	S	P	ERA	WHIP
39 Aaron Harang, R (1, 1) ERA: 3.5	7.0	W	27	4	5	5	7	1	0	1	0	1	3	63	98	6.43	0.714
51 Jared Burton, R (8, 1) ERA: 3.33	0.2	H	3	1	0	0	1	0	0	0	0	0	0	11	18	0.00	1.500
25 David Weathers, R (8, 1) ERA: 3.77	1.1	S	6	0	0	0	0	2	0	0	0	0	0	13	23	0.00	1.500

PITCHER	IP	WLS	BF	H	R	ER	SO	BB	IBB	HBP	BLK	WP	HR	S	P	ERA	WHIP

Batter	1	2	3	4	5	6	7	8	9	AB	R	H	RBI	BB	SO	LOB
30 Norris Hopper, R (1, 8) OBP: 0.354, SLG: 0.375	B FA 87 F FA 86 X FC 81 1-1 G6-3 27 1B 1B		X CH 84 0-0 27 SH1-3 1B 1B	C FA 88 B CH 78 B CH 78 F FA 87 F FA 89 X FA 89 2-2 ③ F7		C FA 93 X SL 81 0-1 ③ G1-4-3		X FA 93 0-0 ② G4-3		5	1	2	0	0	0	0
27 Jeff Keppinger, R (1, 6) OBP: 0.414, SLG: 0.533	B FA 87 1 SAFE F FA 87 1 SAFE X FC 79 1-1 G6-3 1-2 1B		X CH 78 0-0 ① SH1-3 1-2		C FA 87 B CH 78 X FC 80 1-1 ① G4-3		C SL 81 F FA 92 B SL 81 B FA 91 X SL 81 2-2 ① F7	B CH 82 B FA 93 B FA 93 C FA 93 B FA 92 4-1 BB		3	0	1	0	1	0	0
Ken Griffey Jr., L (1, 9) OBP: 0.384, SLG: 0.516	F FA 88 C FA 89 F FA 89 B FC 83 B FA 89 F CU 71 X FA 91 2-2 ① ② G6-3 1-2f 2-3		F FA 89 B FC 83 F CU 69 B FA 91 X FA 91 2-2 BB HR 2-H 1B		L FA 88 B FC 86 F CH 77 F FA 91 S FC 86 1-3 ② K		B CU 78 B FA 94 C CU 82 F SL 81 X CU 79 2-2 BB 1B	F FA 91 B FA 91 C CH 85 B FA 92 B FA 91 X FA 92 3-2 ③ P5		5	1	2	1	0	1	3
4 Brandon Phillips, R (1, 4) OBP: 0.319, SLG: 0.462	C FA 88 F FA 89 X CU 72 0-2 ③ G6-3		X FA 88 0-0 ② L4		C FC 85 T FA 91 F FA 92 C FC 84 0-3 ③ K		S SL 81 F FA 91 S SL 81 0-3 ② K		B CU 79 B FA 92 B FA 92 X FA 92 3-0 ① F9	5	0	0	0	0	2	3
Adam Dunn, L (1, 7) OBP: 0.364, SLG: 0.540 Jason Ellison, R (9, 7) OBP: 0.269, SLG: 0.255		B FA 84 F FA 86 B CU 66 C FA 87 B FA 89 B FC 82 4-2 F7 23 HR BB	B CU 72 B FA 89 B FA 88 B FA 89 4-0 HR 1-2 BB			X FA 90 0-0 HR	C SL 81 B FA 92 B SL 81 B CU 78 B FA 92 4-1 FC4-6 1-2 BB		B FA 90 C FA 92 C FA 93 S SL 82 1-3 ② K	2 0	3 0	1 0	1 0	3 0	1 0	0 0
Jeff Conine, R (1, 3) OBP: 0.323, SLG: 0.414		C FA 88 1 SAFE X CU 69 0-1 ① F7 1-2	B FA 88 F FA 89 B FA 89 C FA 89 D CU 73 X FA 90 3-2 1-H 2-H HR			B CH 84 B FA 90 B FA 90 C FA 89 X FA 89 3-1 28 2B 1B	B SL 82 C SL 81 F FA 93 X SL 80 1-2 ③ FC4-6 1-2f		S SL 82 B SL 82 B FA 94 X FA 94 2-1 ③ G4-3	5	2	2	3	0	0	3
28 Edwin Encarnación, R (1, 5) OBP: 0.337, SLG: 0.374		C FA 88 B FA 89 2 SAFE 2 SAFE S FC 81 C FC 83 1-3 ② K	C FA 89 B CH 79 X CH 78 1-1 ③ G5-3			F SL 85 X SL 85 0-1 23 PB SF8 1-H 2B		X FA 92 0-0 ① P4		4	1	1	1	0	1	1
23 Ryan Jorgensen, R (1, 2) OBP: 0.500, SLG: 1.250		C FA 89 D CU 73 F FA 89 B FA 90 F FA 91 B FC 82 F FA 89 F FA 91 X FC 82 3-2 2-H HR		B FA 87 C FA 87 X FA 87 1-1 ① F8		L SL 85 B SL 84 B FA 90 S SL 85 B SL 86 X SL 85 3-2 ① F8 2-3		C FA 93 X FA 91 0-1 PB HR 1B		4	2	2	2	0	0	1
50 Phil Dumatrait, R (1, 1) Victor Santos, R (3, 1) 38 Gary Majewski, R (5, 1) Scott Hatteberg, L (6, PH) OBP: 0.392, SLG: 0.474 45 Bill Bray, L (6, 1) Josh Hamilton, L (8, PH) OBP: 0.377, SLG: 0.558 51 Jared Burton, R (8, 1) 25 David Weathers, R (9, 1)		C FA 88 F FA 88 S CU 71 0-3 ③ K		C FA 88 C FA 88 S FA 89 0-3 ② K		B CU 80 B FA 93 B SL 82 C FA 92 X SL 81 3-1 ② SF8 3-H		T FA 92 B FA 92 S FA 93 F FA 92 F FA 92 D FA 87 X FA 93 2-2 1-H HR		1 1 0 0 0 0 1 0 0	0 0 0 0 0 0 1 0 0	0 0 0 0 0 0 1 0 0	0 0 0 1 0 0 2 0 0	0 1 0 0 0 0 0 0 0	1 0 0 0 0 0 1 0 0	0 0 0 0 0 0 0 0 0
Inning Stats	R: 0 E: 0 K: 0 S: 12 H: 2 LOB: 1 BB: 0 P: 16	R: 2 E: 0 K: 2 S: 16 H: 1 LOB: 0 BB: 1 P: 24	R: 4 E: 0 K: 0 S: 11 H: 3 LOB: 0 BB: 1 P: 21	R: 0 E: 0 K: 1 S: 9 H: 0 LOB: 0 BB: 0 P: 12	R: 0 E: 0 K: 2 S: 10 H: 0 LOB: 0 BB: 0 P: 12	R: 3 E: 0 K: 0 S: 12 H: 3 LOB: 0 BB: 0 P: 21	R: 0 E: 0 K: 1 S: 13 H: 1 LOB: 2 BB: 1 P: 22	R: 2 E: 0 K: 0 S: 13 H: 2 LOB: 1 BB: 1 P: 22	R: 0 E: 0 K: 1 S: 6 H: 0 LOB: 0 BB: 0 P: 12	1B: 7 2B: 1 3B: 0 HR: 4 SF: 1 SAC: 1 DP: 1 HBP: 0						

TOP

Cincinnati Reds @ Chicago Cubs

Wrigley Field, Chicago, IL

Wed Aug 15 2007, 7:05 PM CDT

Att. 40,162 - Overcast - 74 F

livebaseballscorecards.com

AB	36
R	11
H	12
RBI	11
BB	4
SO	7
LOB	11

PITCHER		IP	WLS	BF	H	R	ER	SO	BB	IBB	HBP	BLK	WP	HR	S	P	ERA	WHIP
30 Ted Lilly, L ERA: 3.74	(1, 1)	5.0		22	6	6	6	5	2	0	0	0	0	2	58	85	10.80	1.600
43 Michael Wuertz, R ERA: 3.76	(6, 1)	0.1	H	4	3	3	2	0	0	0	0	0	0	1	8	14	54.00	9.000
49 Carlos Marmol, R ERA: 1.72	(6, 1)	1.2	B	7	1	0	0	1	1	0	0	0	0	0	17	29	0.00	1.200
Bob Howry, R ERA: 3.92	(8, 1)	1.0	L	6	2	2	2	0	1	0	0	0	0	1	13	22	18.00	3.000
34 Kerry Wood, R ERA: 4.76	(9, 1)	1.0		3	0	0	0	1	0	0	0	0	0	0	6	12	0.00	0.000

PITCHER		IP	WLS	BF	H	R	ER	SO	BB	IBB	HBP	BLK	WP	HR	S	P	ERA	WHIP

WP: 0 PA: 42
PB: 2
SB: 0
CS: 0

Batter	1	2	3	4	5	6	7	8	9	AB	R	H	RBI	BB	SO	LOB
2 Ryan Theriot, R (1, 6) OBP: 0.344, SLG: 0.365	B FA 90 C FA 90 C FA 91 X FA 86 1-2 **G5-3** ①	B CH 80 C FA 88 X CH 80 1-1 **G4-3** ② 2-3	X CU 75 0-0 1-2 2-H 3-H 1B		X FA 86 0-0 HR **2B**		C SL 84 C SL 85 F FA 93 S SL 85 0-3 **K** ②		C SL 84 C FA 89 B FA 90 B SL 84 X SL 83 2-2 **G1-3** ③	6	1	2	2	0	1	2
Jason Kendall, R (1, 2) OBP: 0.295, SLG: 0.314	C FA 91 F CH 81 B FA 92 B SL 85 F CH 84 F FA 92 B FA 92 X FA 92 3-2 **P5** ②	C FA 88 F CH 80 X CU 77 0-2 3-H **2B**	C FA 89 D CU 75 B FA 88 F FA 87 F FA 87 X FA 86 2-2 **F4** ②		B CH 84 C CU 76 C CH 85 F CH 83 D CH 82 X 2-2 2-H HR		C FA 93 B FA 93 B CH 85 B FA 93 B FA 93 4-1 **BB**			4	1	2	3	1	0	2
25 Derrek Lee, R (1, 3) OBP: 0.408, SLG: 0.498	B FA 90 C CH 79 B FA 92 X FA 92 2-1 16 BB **1B**	D CH 82 S CH 81 S SL 82 D SL 82 B CH 83 B FA 91 4-2 **BB**	B FA 88 D CU 77 C FA 90 C FA 90 C CH 85 2-3 **K** ③		X CU 75 0-0 **G6-3** ②		S SL 86 B FA 93 F CH 86 F CH 85 S FA 94 1-3 **K** ③			4	0	1	0	1	2	3
16 Aramis Ramirez, R (1, 5) OBP: 0.361, SLG: 0.556	S CH 80 B FA 92 B FA 92 B CH 80 B FA 91 4-1 1-2 **BB**	B FA 90 B CH 83 F FA 90 B FA 90 C CH 83 F FA 90 X FA 85 3-2 **F9** ③		B FA 87 C CH 86 B CH 83 X CH 85 2-1 HR **HR**	B CH 82 B FA 88 C CU 76 X CU 77 2-1 FC6-4 **1B**			C SL 86 S SI 89 S FA 94 0-3 **K** ①		4	1	2	1	1	1	2
Mark DeRosa, R (1, 4) OBP: 0.361, SLG: 0.411 49 Carlos Marmol, R (6, 1) Bob Howry, L (8, 1) 33 Daryle Ward, L (8, PH) OBP: 0.424, SLG: 0.406 34 Kerry Wood, R (9, 1)	B FA 91 F FA 91 C FA 85 B FA 92 X SL 84 2-2 **G3** ③		C FA 88 B CH 83 B FA 88 B FA 88 B FA 87 4-1 19 BB 9 BB BB **BB**	B CU 74 F FA 88 B CU 76 B CU 74 X FA 88 3-1 **G6-3** ①	B SL 83 B FA 90 F FA 90 F FA 91 X SL 85 2-2 **FC6-4** ③ 1-2f			F FA 93 X CH 88 0-1 **F9** ②		3 0 0 1 0	1 0 0 0 0	0 0 0 0 0	0 0 0 0 0	1 0 0 0 0	0 0 0 0 0	3 0 0 0 0
9 Jake Fox, R (1, 9) OBP: 0.286, SLG: 0.333		B FA 90 X FA 88 1-0 19 2B **2B**	B CH 82 B FA 84 C FA 88 F FA 90 1 SAFE B CU 76 B FA 89 4-2 BB 19 BB 2 1-2 1B **BB**	B CU 75 X CU 74 1-0 **P6** ②		F FA 92 S CH 84 X SL 83 0-2 **G6-3** ①		C FA 94 S SI 89 B FA 96 T FA 94 1-2 **K** ③		4	2	1	0	1	1	0
19 Matt Murton, R (1, 7) OBP: 0.341, SLG: 0.393		B FA 90 B CH 80 X FA 90 2-0 2-H **2B**	B FA 87 B FA 86 B FA 88 C FA 88 B FA 87 4-1 BB 2 1-2 1B 2-3 **BB**	B CU 76 B CU 74 C FA 89 B CH 80 B FA 88 4-1 **BB**		C FA 93 S CH 85 X SL 83 0-2 **G5-3** ②			F FA 88 B FA 88 X SL 83 1-1 **G5-3** ①	3	2	1	1	2	0	0
Jacque Jones, L (1, 8) OBP: 0.330, SLG: 0.388		S SL 83 C FA 84 X FA 90 0-2 2 G4-3 2-H **2B**	C FA 87 B CH 79 S CU 75 D CH 76 B FA 87 F FA 88 B FA 88 4-2 2 1B 1-2 2-3 3-H **BB**	S CH 83 D CH 82 F FA 86 F CU 76 F CU 73 C CH 82 1-3 **K** ③		S SL 85 X SL 84 0-1 **G3** ③			B FA 87 B FA 88 X FA 88 2-0 5 FC6-4 **1B**	4	1	2	2	1	1	1
30 Ted Lilly, L (1, 1) OBP: 0.158, SLG: 0.143 17 Mike Fontenot, L (5, PH) OBP: 0.346, SLG: 0.439 43 Michael Wuertz, R (6, 1) 5 Ronny Cedeno, R (6, 4) OBP: 0.151, SLG: 0.260		B FA 87 C FA 86 L FA 87 S SL 82 1-3 **K** ①	S FA 88 L FA 86 S CH 79 0-3 **K** ①		C CH 84 C CH 84 B CH 80 F CH 80 B FA 86 S CH 83 2-3 **K** ①		C FA 91 F SL 84 X FA 92 0-2 **F9** ①		C SL 84 F SL 84 B FA 89 X SL 83 1-2 **FC6-4** ② 1-2f	2 1 0 2	0 0 0 0	0 0 0 0	0 0 0 0	2 1 0 0	4 0 0 1	
Inning Stats	R: 0 E: 0 K: 0 S: 14 H: 1 LOB: 2 BB: 1 P: 26	R: 3 E: 0 K: 1 S: 19 H: 4 LOB: 2 BB: 1 P: 31	R: 3 E: 0 K: 2 S: 18 H: 1 LOB: 2 BB: 4 P: 38	R: 1 E: 0 K: 1 S: 11 H: 1 LOB: 1 BB: 1 P: 22	R: 2 E: 0 K: 1 S: 15 H: 3 LOB: 1 BB: 0 P: 23	R: 0 E: 0 K: 0 S: 8 H: 0 LOB: 0 BB: 0 P: 8	R: 0 E: 0 K: 2 S: 12 H: 0 LOB: 1 BB: 1 P: 17	R: 0 E: 0 K: 2 S: 8 H: 0 LOB: 0 BB: 0 P: 9	R: 0 E: 0 K: 0 S: 9 H: 1 LOB: 1 BB: 0 P: 15	1B: 4 2B: 5 3B: 0 HR: 2 SF: 0 SAC: 0 DP: 0 HBP: 0						

PITCHER		IP	WLS	BF	H	R	ER	SO	BB	IBB	HBP	BLK	WP	HR	S	P	ERA	WHIP
50 Phil Dumatrait, L ERA: 10.32	(1, 1)	2.0		15	5	5	5	1	4	0	0	0	0	0	36	68	22.50	4.500
Victor Santos, R ERA: 5.14	(3, 1)	2.2		16	5	4	4	4	3	0	0	0	0	2	38	67	13.50	3.000
38 Gary Majewski, R ERA: 13.5	(5, 1)	0.1		1	0	0	0	0	0	0	0	0	0	0	3	5	0.00	0.000
45 Bill Bray, L ERA: 2.7	(6, 1)	2.0	W	7	0	0	0	2	1	0	0	0	0	0	20	25	0.00	0.500
51 Jared Burton, R ERA: 3.2	(8, 1)	1.0	H	3	0	0	0	2	0	0	0	0	0	0	8	9	0.00	0.000

PITCHER		IP	WLS	BF	H	R	ER	SO	BB	IBB	HBP	BLK	WP	HR	S	P	ERA	WHIP
25 David Weathers, R ERA: 3.71	(9, 1)	1.0	S	4	1	0	0	0	0	0	0	0	0	0	9	15	0.00	1.000

BOTTOM

Cincinnati Reds @ Chicago Cubs

Wrigley Field, Chicago, IL

Wed Aug 15 2007, 7:05 PM CDT

Att. 40,162 - Overcast - 74 F

livebaseballscorecards.com

AB	38
R	9
H	11
RBI	9
BB	8
SO	9
LOB	18

Batter	1	2	3	4	5	6	7	8	9	AB	R	H	RBI	BB	SO	LOB
Josh Hamilton, L (1, 8) OBP: 0.377, SLG: 0.553	C FA 89 S SL 85 C FA 90 0-3 ① K	F FA 87 B FA 91 H FA 86 2-1 1B 27 1B 1-2 2-3 3-H HBP		B FA 90 X CH 81 1-0 ② G5-3		B FA 90 S SL 84 X FA 85 1-1 ③ F7			B FA 91 F FA 92 F FA 92 B CH 84 X FA 92 2-2 27 G5-3 1B	4	0	1	1	0	1	0
27 Jeff Keppinger, R (1, 6) OBP: 0.413, SLG: 0.521	C FA 91 B FA 90 F FA 89 F FA 90 B CH 83 X FA 91 2-2 ② G5-3	C FA 91 B SI 88 X FA 91 1-1 1B 1-2 2-3 3-H 1B		X FA 90 0-0 ③ G6-3			B CH 78 C FA 88 F FA 91 B FA 91 B SL 86 B SL 87 4-2 4 CS BB		F FA 91 B FA 91 X SL 86 1-1 ② G5-3 1-2	4	0	1	1	1	0	1
Ken Griffey Jr., L (1, 9) OBP: 0.388, SLG: 0.521	C FA 90 B CH 82 X FA 90 1-1 1B	X CH 83 0-0 ② 1-2 2-3 3-H 1B			X FA 89 0-0 2B		C CH 84 F CH 83 X SL 82 0-2 ① L9		B FA 91 D CH 79 B FA 92 B FA 91 4-0 BB	4	0	3	1	1	0	1
4 Brandon Phillips, R (1, 4) OBP: 0.316, SLG: 0.458	X FA 90 0-0 ③ G5-3	B SI 88 X FA 91 1-0 ③ G5-3			B FA 88 B FA 91 C FA 90 X SL 86 2-1 ① L4		B FA 91 B CH 81 1 SAFE C FA 91 B FA 92 F FA 91 S SL 82 3-3 ② ③ K 1-2		X SL 86 0-0 ③ G5-3	4	0	0	0	0	1	5
Adam Dunn, L (1, 7) OBP: 0.365, SLG: 0.547		B CU 73 X FA 89 1-0 HR	X FA 89 0-0 ① G4-3		C FA 91 F FA 86 B SI 88 F SI 87 F FA 92 B FA 91 B CH 84 X CH 83 3-2 ② L3			B FA 85 B CU 79 F FA 86 F FA 86 X CU 81 2-2 1B		4	1	2	1	0	0	1
Scott Hatteberg, L (1, 3) OBP: 0.393, SLG: 0.471		B FA 88 B FA 88 B FA 87 B FA 87 4-0 28 2B HBP BB	C FA 88 B FA 88 B FA 88 X FA 87 2-1 ② F7		C SL 86 B FA 90 B FA 86 B FA 90 B FA 91 4-1 BB			B FA 86 B FA 86 S FA 85 F SL 84 C CU 80 2-3 ① K		2	1	0	0	2	1	1
Javier Valentin, S (1, 2) OBP: 0.333, SLG: 0.395		C FA 89 F CH 82 X FA 91 0-2 ① F7	X FA 89 0-0 2B		B FA 90 C FA 89 S FA 91 X CH 83 1-2 ③ F8			F SL 84 F FA 86 X CU 80 0-2 ② F7		4	0	1	0	0	0	4
28 Edwin Encarnación, R (1, 5) OBP: 0.336, SLG: 0.375		B FA 89 X FA 90 1-0 HBP 27 1B 1-3 2B	B FA 89 B FA 89 B FA 90 C FA 90 X FA 90 3-1 ③ G6-3			C FA 90 B FA 87 F FA 90 S FA 85 1-3 ① K		B FA 86 B FA 85 S FA 85 S CH 83 X CU 79 2-2 ③ G5-3		4	1	1	0	0	1	2
37 Bobby Livingston, L (1, 1) OBP: 0.333, SLG: 0.304 Jason Ellison, R (6, PH) OBP: 0.264, SLG: 0.250 38 Gary Majewski, R (6, 1) Mike Stanton, L (7, 1) Mike Gosling, L (7, 1) Mark Bellhorn, S (7, 4) OBP: 0.333, SLG: 0.143 Jeff Conine, R (9, PH) OBP: 0.322, SLG: 0.412		C FA 90 C CH 83 B FA 91 B FA 91 B FA 91 B FA 92 4-2 27 1B HBP 1B BB		C FA 88 C FA 88 B FA 88 F FA 89 B FA 88 X FA 89 2-2 ① P5		B FA 85 F FA 91 X FA 92 1-1 ② L4			X FA 92 0-0 ① F7	1 1 0 0 0 0 1	1 0 0 0 0 0 0	0 0 0 0 0 0 0	0 0 0 0 0 0 0	1 0 0 0 0 0 0	0 0 0 0 0 0 0	0 0 0 0 0 0 2
Inning Stats	R: 0 E: 0 K: 1 S: 10 H: 1 LOB: 1 BB: 0 P: 13	R: 4 E: 0 K: 0 S: 12 H: 4 LOB: 2 BB: 2 P: 26	R: 0 E: 0 K: 0 S: 6 H: 1 LOB: 1 BB: 0 P: 11	R: 0 E: 0 K: 0 S: 6 H: 0 LOB: 0 BB: 0 P: 9	R: 0 E: 0 K: 0 S: 12 H: 1 LOB: 2 BB: 1 P: 22	R: 0 E: 0 K: 1 S: 7 H: 0 LOB: 0 BB: 0 P: 10	R: 0 E: 0 K: 1 S: 8 H: 0 LOB: 1 BB: 1 P: 15	R: 0 E: 0 K: 1 S: 12 H: 1 LOB: 1 BB: 0 P: 18	R: 0 E: 0 K: 0 S: 7 H: 1 LOB: 2 BB: 1 P: 14	1B: 5 2B: 4 3B: 0 HR: 1 SF: 0 SAC: 0 DP: 1 HBP: 1						

PITCHER		IP	WLS	BF	H	R	ER	SO	BB	IBB	HBP	BLK	WP	HR	S	P	ERA	WHIP
Jason Marquis, R ERA: 4.25	(1, 1)	6.0	W	29	7	4	4	2	4	0	1	0	0	1	55	97	6.00	1.833
47 Scott Eyre, L ERA: 5.59	(7, 1)	1.0	H	2	0	0	0	1	0	0	0	0	0	0	6	9	0.00	0.000
63 Carmen Pignatiello, L ERA:	(8, 1)	1.0		4	1	0	0	1	0	0	0	0	0	0	12	18	0.00	1.000
46 Ryan Dempster, R ERA: 3.55	(9, 1)	1.0		5	1	0	0	0	1	0	0	0	0	0	7	14	0.00	2.000

PITCHER	IP	WLS	BF	H	R	ER	SO	BB	IBB	HBP	BLK	WP	HR	S	P	ERA	WHIP

TOP

Cincinnati Reds @ Chicago Cubs

Wrigley Field, Chicago, IL

Thu Aug 16 2007, 1:20 PM CDT

Att. 40,372 - Overcast - 72 F

livebaseballscorecards.com

AB	34
R	4
H	9
RBI	4
BB	5
SO	4
LOB	17

REDS™

Cincinnati Reds @ Chicago Cubs

Wrigley Field, Chicago, IL

Thu Aug 16 2007, 1:20 PM CDT

Att. 40,372 - Overcast - 72 F

BOTTOM

livebaseballscorecards.com

Batter	1	2	3	4	5	6	7	8	9	AB	R	H	RBI	BB	SO	LOB
2 Ryan Theriot, R (1, 6) OBP: 0.350, SLG: 0.374	F FA 85 B FA 85 B FA 86 B FA 86 C FA 86 B FA 86 4-2 2B BB	C CU 68 X FA 87 0-1 25 G4-3 1B 1B		X FA 85 0-0 1B 2B		B FA 91 C FA 91 B SL 84 F FA 92 F FA 92 X SL 85 2-2 ② G6-3	B CH 78 C FA 87 F SL 82 B FA 83 X CH 80 2-2 E 2B 1-3 2-H 3-H			4	3	3	2	1	0	0
Mark DeRosa, R (1, 4) OBP: 0.369, SLG: 0.422 (8, 9)	1 SAFE C FA 85 F CH 75 B CH 77 B CH 76 F FA 86 X CH 76 2-2 25 F9 16 2B 2B 1-H	1 SAFE 1 SAFE C FA 84 X FA 85 0-1 16 1B 25 G4-3 1B 1-2		B CH 76 F FA 85 B CU 79 X FA 85 2-1 1B 2-H		S SL 86 B SI 92 B FA 91 B SL 87 X FA 91 3-1 25 FC6 1B	F FA 90 B FA 90 X CH 82 1-1 E8 16 2B 1B 2-H 3-H			5	2	5	4	0	0	0
25 Derrek Lee, R (1, 3) OBP: 0.403, SLG: 0.492	D CU 72 C FA 86 X CH 78 1-1 ① F9 2-3	B CH 75 B CH 77 C FA 85 B SL 81 F FA 86 X FA 86 3-2 ② G4-3 1-2 2-3		B FA 85 B FA 84 X CH 75 2-0 ② L9		C SL 84 F SL 84 X SL 84 0-2 ③ FC6 1-2f	C FA 90 S FA 89 F FA 90 B SL 82 C CH 83 1-3 ② K			5	0	0	0	0	1	6
16 Aramis Ramirez, R (1, 5) OBP: 0.366, SLG: 0.565	X FA 86 0-0 9 2B 2B 3-H	D CH 78 C CH 76 B FA 85 B FA 85 X CH 76 3-1 ③ 2-3 1B		X CH 76 0-0 ③ F9			C FA 91 X FA 91 0-1 19 1B 1B B CH 82 S CH 81 C CH 82 X FA 92 1-2 2B 2-H			5	2	4	2	0	0	1
9 Jake Fox, R (1, 9) OBP: 0.300, SLG: 0.444 17 Mike Fontenot, L (7, PH) OBP: 0.343, SLG: 0.434 (8, 4)	X CH 77 0-0 2B 2B 2-H	C CU 68 C FA 85 F FA 86 F CH 77 X CH 77 0-2 ① G5-3			B CU 66 B CH 76 S CH 74 X FA 84 2-1 ① G4-3		F FA 92 F FA 92 F FA 92 S CH 80 2-2 ① F7 F FA 90 B FA 91 C FA 92 X CH 90 1-3 ③ K			3 2	1 0	1 0	1 0	0 0	0 1	0 2
19 Matt Murton, R (1, 7) OBP: 0.342, SLG: 0.393	C CH 77 F CU 71 B SL 80 B CH 78 F CH 80 B FA 86 F SL 82 X CH 77 3-2 ② L8	S CH 76 B FA 85 B SL 80 B FA 85 F FA 86 F FA 86 X FA 87 3-2 ② L6			B CH 76 B FA 85 X FA 85 2-0 1B		C SL 86 C FA 92 F FA 92 B SL 85 B SL 86 F SL 85 B FA 93 X SL 86 3-2 1B 1B BB 1B 1-3	B FA 90 C FA 89 X CH 80 1-1 ① L5		5	1	2	0	0	0	1
Jacque Jones, L (1, 8) OBP: 0.336, SLG: 0.401 20 Felix Pie, L (8, PR) OBP: 0.266, SLG: 0.344 (9, 8)	B CU 81 B FA 86 S CH 77 X CH 82 2-1 2B 2-H	B CU 69 B CH 76 X FA 87 2-0 2B		C FA 86 B CH 76 S FA 84 1 SAFE S SL 83 1-3 ② K			F CH 82 1 SAFE F CH 82 B FA 88 X FA 88 1-2 BB 2 2B 1B 1B 1-2 3-H	S FA 90 B SL 83 S SL 82 F SL 82 B SL 82 X FA 91 2-2 G4-6-3 1B		5 0	1 0	4 0	2 0	0 0	1 0	1 0
Koyie Hill, S (1, 2) OBP: 0.231, SLG: 0.269	C FA 85 X CU 72 0-1 ③ G2-3	C CH 76 S CH 76 S CH 77 0-3 ③ K		S FA 85 S CH 74 S CH 77 0-3 ③ K			C CH 79 S CH 78 X 0-2 BB 2 2B 1B 1-2 2-3	X FA 91 0-0 ② G4-6-3 1-2f		5	1	1	0	0	2	4
Jason Marquis, L (1, 1) OBP: 0.175, SLG: 0.268 47 Scott Eyre, L (7, 1) Jason Kendall, R (7, PH) OBP: 0.296, SLG: 0.314 63 Carmen Pignatiello, R (8, 1) 46 Ryan Dempster, R (9, 1)		F FA 85 X FA 86 0-1 ① P1		L FA 86 L FA 86 X CU 79 0-2 ① L9		B FA 90 C FA 90 S FA 91 B FA 92 X FA 92 2-2 ① F8	B CH 81 B FA 86 B FA 86 B FA 86 4-0 2 2B E BB 1-2 2-3 3-H			3 0 0 0 0 0	0 0 1 0 0 0	0 0 0 1 0 0	0 0 1 1 0 0	0 0 0 0 0 0	0 0 0 0 0 0	0 0 0 0 0 0
Inning Stats	R: 4 H: 4 E: 0 LOB: 1 K: 0 BB: 1 S: 19 P: 31	R: 0 H: 3 E: 0 LOB: 3 K: 0 BB: 0 S: 11 P: 17	R: 0 H: 1 E: 0 LOB: 1 K: 1 BB: 0 S: 13 P: 18	R: 1 H: 2 E: 0 LOB: 1 K: 0 BB: 0 S: 8 P: 12	R: 0 H: 1 E: 0 LOB: 1 K: 2 BB: 0 S: 9 P: 14	R: 0 H: 1 E: 0 LOB: 1 K: 0 BB: 0 S: 12 P: 19	R: 7 H: 7 E: 1 LOB: 1 K: 2 BB: 1 S: 31 P: 47	R: 0 H: 1 E: 0 LOB: 1 K: 0 BB: 0 S: 7 P: 10		1B: 12 SF: 0 2B: 8 SAC: 0 3B: 0 DP: 1 HR: 0 HBP: 0						

	AB	R	H	RBI	BB	SO	LOB
	42	12	20	12	2	5	15

WP: 0 PB: 0 SB: 0 CS: 0 PA: 44

PITCHER		IP	WLS	BF	H	R	ER	SO	BB	IBB	HBP	BLK	WP	HR	S	P	ERA	WHIP
37 Bobby Livingston, L ERA: 4.7	(1, 1)	5.0	L	26	11	5	5	3	1	0	0	0	0	0	60	92	9.00	2.400
38 Gary Majewski, R ERA: 13.5	(6, 1)	1.1		7	3	2	2	0	0	0	0	0	0	0	22	34	13.50	2.250
Mike Stanton, L ERA: 5.44	(7, 1)	0.0		4	3	2	2	0	1	0	0	0	0	0	9	16	∞	∞
Mike Gosling, L ERA: 4.18	(7, 1)	1.2		7	3	3	2	2	0	0	0	0	0	0	19	26	10.80	1.800

PITCHER	IP	WLS	BF	H	R	ER	SO	BB	IBB	HBP	BLK	WP	HR	S	P	ERA	WHIP

Batter	1	2	3	4	5	6	7	8	9	AB	R	H	RBI	BB	SO	LOB
David Eckstein, R (1, 6) OBP: 0.345, SLG: 0.363	B FA 91 F FA 90 F CU 74 F FA 90 F CU 75 F FA 92 F FA 92 X CU 75 1-2 G4-3		1 SAFE S CH 82 B FA 91 B CH 81 B FA 90 1 SAFE B FA 89 4-1 1-2 BB			C FA 89 B FA 90 B CU 72 F FA 89 F FA 89 S CH 82 2-3 K		X FA 93 0-0 24 S 1B		3	0	1	0	1	1	0
47 Ryan Ludwick, R (1, 7) OBP: 0.308, SLG: 0.477 24 Rick Ankiel, L (8, PH) OBP: 0.367, SLG: 0.667 36 Russ Springer, R (8, 1)	B FA 92 S FA 92 B FA 84 F FA 91 B FA 92 F FA 91 F FA 91 X FA 91 3-2 P5		S CH 82 B FA 90 C FA 88 F CU 73 X FA 90 1-2 F9			F FA 90 B FA 90 C CU 73 S FA 91 1-3 K		B FA 93 F FA 92 B FA 93 S FA 93 F FA 94 B FA 92 B FA 94 4-2 1-2 BB		3 0 0	0 0 0	0 0 0	0 0 0	0 1 0	1 0 0	2 0 0
5 Albert Pujols, R (1, 3) OBP: 0.420, SLG: 0.557	B FA 91 X FA 92 1-0 G5-3			B FA 89 C C B F B X 3-2 27 K2 1B		C CU 73 F FA 92 B FA 91 B CU 73 F FA 90 F CH 83 X FA 91 2-2 HR		B FA 93 B FA 92 X FA 94 2-0 P4		4	1	2	1	0	0	2
43 Juan Encarnacion, R (1, 9) OBP: 0.325, SLG: 0.434		B FA 90 F FA 90 X CH 83 1-1 F8		X FA 88 0-0 P3		B CH 82 X FA 89 1-0 G4-3			B SL 85 B SL 85 X FA 91 2-0 L7	4	0	0	0	0	0	1
27 Scott Rolen, R (1, 5) OBP: 0.334, SLG: 0.399		C FA 91 F CU 74 B FA 91 S FA 90 1-3 K		S B CU 73 F CU 72 B FA 90 B FA 89 S FA 88 3-3 K2 1-1f			C CU 73 X FA 89 0-1 L9		X FA 92 0-0 G4-3	4	0	0	0	0	2	1
Jim Edmonds, L (1, 8) OBP: 0.320, SLG: 0.392		F FA 90 C CU 78 B FA 91 F CU 73 F CU 79 B CU 73 B CU 73 S CU 80 3-3 K			B CU 73 X FA 89 1-0 F7		C CU 82 X CU 74 0-1 G4-3		B SL 85 B CH 82 S FA 91 F FA 91 X SL 86 2-2 F7	4	0	0	0	0	1	0
4 Yadier Molina, R (1, 2) OBP: 0.351, SLG: 0.352			B FA 89 B CH 82 C FA 89 C FA 89 X FA 89 2-2 F9		S FA 89 B CU 73 B CH 80 F FA 88 B FA 89 F FA 89 B FA 89 4-2 BB		C CU 74 B FA 91 S FA 91 X FA 90 1-2 G4-3			2	0	0	0	1	0	0
Braden Looper, R (1, 1) OBP: 0.262, SLG: 0.237 34 Randy Flores, L (7, 1) 16 Chris Duncan, L (8, PH) OBP: 0.366, SLG: 0.514 (8, 7)			C FA 89 B CU 74 C FA 90 C FA 91 1-3 K		1 SAFE C FA 87 L CU 73 B FA 90 C CU 72 1-3 K			F FA 94 B FA 93 B FA 92 F FA 95 F FA 94 S FA 94 2-3 K		2 0 1	0 0 0	0 0 0	0 0 0	0 0 1	2 0 0	1 0 0
13 Brendan Ryan, R (1, 4) OBP: 0.412, SLG: 0.480			C FA 91 C CU 75 F FA 92 B FA 92 X CU 79 1-2 BB 1B		1 SAFE B CH 82 C FA 89 X FA 89 1-1 F8			X FA 94 0-0 B1		3	0	1	0	0	0	1
Inning Stats	R: 0 E: 0 K: 0 S: 13 H: 0 LOB: 0 BB: 0 P: 18	R: 0 E: 0 K: 2 S: 10 H: 0 LOB: 0 BB: 0 P: 15	R: 0 E: 0 K: 1 S: 15 H: 1 LOB: 2 BB: 1 P: 24	R: 0 E: 0 K: 1 S: 8 H: 1 LOB: 1 BB: 0 P: 14	R: 0 E: 0 K: 1 S: 10 H: 0 LOB: 1 BB: 1 P: 17	R: 1 E: 0 K: 2 S: 13 H: 1 LOB: 0 BB: 0 P: 19	R: 0 E: 0 K: 0 S: 7 H: 0 LOB: 0 BB: 0 P: 8	R: 0 E: 0 K: 1 S: 10 H: 1 LOB: 2 BB: 1 P: 18	R: 0 E: 0 K: 0 S: 5 H: 0 LOB: 0 BB: 0 P: 9	1B: 3 2B: 1 3B: 0 HR: 1	SF: 0 SAC: 0 DP: 1 HBP: 0					

TOP

St. Louis Cardinals @ Chicago Cubs
Wrigley Field, Chicago, IL
Fri Aug 17 2007, 1:20 PM CDT
Att. 41,634 - Sunny - 76 F

livebaseballscorecards.com

AB	30
R	1
H	4
RBI	1
BB	3
SO	8
LOB	8

PITCHER		IP	WLS	BF	H	R	ER	SO	BB	IBB	HBP	BLK	WP	HR	S	P	ERA	WHIP
53 Rich Hill, L ERA: 3.73	(1, 1)	7.0	W	25	3	1	1	7	2	0	0	0	0	1	76	115	1.29	0.714
Bob Howry, R ERA: 3.86	(8, 1)	1.0	H	5	1	0	0	1	1	0	0	0	0	0	10	18	0.00	2.000
46 Ryan Dempster, R ERA: 3.47	(9, 1)	1.0	S	3	0	0	0	0	0	0	0	0	0	0	5	9	0.00	0.000

PITCHER	IP	WLS	BF	H	R	ER	SO	BB	IBB	HBP	BLK	WP	HR	S	P	ERA	WHIP

WP: 0	PA: 33
PB: 0	
SB: 1	
CS: 0	

Batter	1	2	3	4	5	6	7	8	9	AB	R	H	RBI	BB	SO	LOB
2 Ryan Theriot, R (1, 6) OBP: 0.351, SLG: 0.375	B FA 90 B FA 89 B FA 88 C FA 88 C FA 88 X FA 88 3-2 ① G4-3			C CH 84 B FA 88 B CH 84 B FA 89 X FA 88 3-1 FC4-6 1B		C CH 84 X FA 89 0-1 HR 1B		F FA 92 B FA 92 X FA 93 1-1 ① F9		4	1	2	0	0	0	0
Jacque Jones, L (1, 8) (8, 9) OBP: 0.335, SLG: 0.408	C FA 90 S SL 85 B FA 91 B FA 90 S CH 80 2-3 ② K			1 SAFE B CH 78 1 SAFE B FA 87 X FA 88 2-0 ① FC4-6 25 S 1-2f		S FS 78 F CH 80 B FA 89 B SL 83 1 SAFE B CH 78 X CH 77 3-2 1-H HR		B FC 89 X SL 85 1-0 ② G4-3		4	1	1	2	0	1	1
25 Derrek Lee, R (1, 3) OBP: 0.402, SLG: 0.488	C FA 91 F FA 92 B FA 91 B FA 90 C SL 86 2-3 ③ K			B SL 86 C FA 85 C FA 90 B FA 87 F FA 90 B SL 86 S SL 84 3-3 ② K 1-2		F FA 89 B FA 88 B FA 89 B SL 83 B FA 89 4-1 33 2B BB		C SL 86 B FA 93 B FA 93 C FA 93 F FA 94 S FA 94 2-3 ③ K		3	0	0	0	1	3	1
16 Aramis Ramirez, R (1, 5) OBP: 0.369, SLG: 0.563		B FA 88 B FA 88 B FA 89 B FA 90 4-0 33 G3-6-3 BB		I IN 72 I IN 70 I IN 69 I IN 68 4-0 IBB		F FA 89 S CH 83 X CH 84 0-2 ② L9				1	0	0	0	2	0	1
33 Daryle Ward, L (1, 9) OBP: 0.420, SLG: 0.417 20 Felix Pie, L (8, 8) OBP: 0.266, SLG: 0.344		C CH 80 B FA 89 C FA 90 X CH 82 1-2 ①② G3-6-3 1-2f		B CH 77 X FS 78 1-0 ③ G3-1		1 SAFE B FA 88 X FA 89 1-0 1-3 2B				3 0	0 0	1 0	0 0	0 0	0 0	3 0
19 Matt Murton, R (1, 7) OBP: 0.337, SLG: 0.386		C FA 92 B FA 90 X SI 88 1-1 ③ G4-3			F FA 90 B SL 83 B SL 84 B FA 89 F FA 89 F FA 89 F FA 88 X CH 82 3-2 ① L7	B SL 83 C FA 88 X SL 83 1-1 ③ F9				3	0	0	0	0	0	2
17 Mike Fontenot, L (1, 4) OBP: 0.338, SLG: 0.427			C FA 89 B CH 81 F FA 89 B FA 90 X FA 89 2-2 ① L7		B FA 90 B FA 88 S FA 89 X FA 89 2-1 ② F7		X FC 88 0-0 ① B1-3			3	0	0	0	0	0	0
Jason Kendall, R (1, 2) OBP: 0.294, SLG: 0.312			C FA 90 B FA 89 C FA 86 F FA 86 X FA 89 1-2 ② G5-3		B FA 90 C FA 88 F SL 83 X SL 83 1-2 ③ L8		C FA 89 F FA 89 F FC 82 S CU 82 0-3 ② K2-3			3	0	0	0	0	1	0
53 Rich Hill, L (1, 1) OBP: 0.149, SLG: 0.174 5 Ronny Cedeno, R (7, PH) OBP: 0.148, SLG: 0.255 Bob Howry, L (8, 1) 46 Ryan Dempster, R (9, 1)			F FA 90 B FA 91 S CH 80 S CH 80 1-3 ③ K			S FA 89 X FA 88 0-1 ① B1-3	B FA 88 C FA 88 B CU 77 B FA 89 X FA 90 3-1 ③ G4-3			2 1 0 0	0 0 0 0	0 0 0 0	0 0 0 0	0 0 0 0	1 0 0 0	0 0 0 0
Inning Stats	R: 0 E: 0 K: 2 S: 9 H: 0 LOB: 0 BB: 0 P: 16	R: 0 E: 0 K: 0 S: 5 H: 0 LOB: 0 BB: 1 P: 11	R: 0 E: 0 K: 1 S: 10 H: 0 LOB: 0 BB: 0 P: 14	R: 0 E: 0 K: 1 S: 8 H: 1 LOB: 2 BB: 1 P: 21	R: 0 E: 0 K: 0 S: 10 H: 0 LOB: 0 BB: 0 P: 16	R: 2 E: 0 K: 0 S: 14 H: 3 LOB: 2 BB: 1 P: 23	R: 0 E: 0 K: 1 S: 7 H: 0 LOB: 0 BB: 0 P: 10	R: 0 E: 0 K: 1 S: 7 H: 0 LOB: 0 BB: 0 P: 11		1B: 2 2B: 1 3B: 0 HR: 1 SF: 0 SAC: 0 DP: 1 HBP: 0				WP: 0 PB: 0 SB: 1 CS: 0 PA: 30		

PITCHER		IP	WLS	BF	H	R	ER	SO	BB	IBB	HBP	BLK	WP	HR	S	P	ERA	WHIP
Braden Looper, R ERA: 4.98	(1, 1)	6.0	L	24	4	2	2	4	2	1	0	0	0	1	56	101	3.00	1.000
34 Randy Flores, L ERA: 4.1	(7, 1)	1.0		3	0	0	0	1	0	0	0	0	0	0	7	10	0.00	0.000
36 Russ Springer, R ERA: 2.91	(8, 1)	1.0		3	0	0	0	1	0	0	0	0	0	0	7	11	0.00	0.000

PITCHER	IP	WLS	BF	H	R	ER	SO	BB	IBB	HBP	BLK	WP	HR	S	P	ERA	WHIP

BOTTOM

St. Louis Cardinals @ Chicago Cubs

Wrigley Field, Chicago, IL

Fri Aug 17 2007, 1:20 PM CDT

Att. 41,634 - Sunny - 76 F

livebaseballscorecards.com

AB	27
R	2
H	4
RBI	2
BB	3
SO	6
LOB	8

St. Louis Cardinals @ Chicago Cubs

Wrigley Field, Chicago, IL

Sat Aug 18 2007, 2:55 PM CDT

Att. 41,369 - Overcast - 64 F

TOP

livebaseballscorecards.com

Batter	1	2	3	4	5	6	7	8	9	AB	R	H	RBI	BB	SO	LOB
David Eckstein, R (1, 6) OBP: 0.341, SLG: 0.358	C FA 87 X FA 88 0-1 G3		B FA 86 B CH 82 C FA 85 C FA 84 F SL 81 X CH 81 2-2 F8		B CH 82 C FA 86 S CU 82 X CU 74 1-2 G4-3		B FA 91 C FA 91 B CH 80 B CU 80 X FA 90 3-1 G5-3 1-3			4	0	0	0	0	0	1
So Taguchi, R (1, 8) OBP: 0.356, SLG: 0.368	X FA 88 0-0 5 BB 1B		X FA 87 0-0 G5-3		C FA 86 S CU 74 B CU 75 F CU 75 F FA 86 X CU 73 1-2 G4-3			C FA 90 C SL 80 F FA 90 X FA 91 0-2 F9		4	0	1	0	0	0	0
5 Albert Pujols, R (1, 3) OBP: 0.423, SLG: 0.564	B FA 88 B FA 88 B FA 87 C FA 87 F FA 86 1 SAFE B SL 82 4-2 43 G6-4-3 1-2 BB		B CH 82 C FA 86 S CU 73 X CU 74 1-2 G6-3			B B B C X 3-1 27 F9 43 BB 16 K 1B		C SL 81 B FA 91 X FA 92 1-1 HR		3	1	2	1	1	0	0
43 Juan Encarnacion, R (1, 9) OBP: 0.331, SLG: 0.448	F SL 82 X CH 82 0-1 G6-4-3 1-2f			B FA 85 F FA 84 B CH 80 B CU 82 X FA 85 3-1 HR		D SL 81 B FA 92 B FA 92 C FA 92 B FA 94 4-1 16 K 1-2 BB		X FA 91 0-0 1B		3	1	2	1	1	0	2
27 Scott Rolen, R (1, 5) OBP: 0.331, SLG: 0.395		B FA 88 C FA 87 X FA 85 1-1 F9	B FA 86 F FA 85 X CH 82 1-1 F9			F FA 92 B SL 81 B SL 79 B FA 92 S SL 80 F CU 80 X FA 92 3-2 F9 2-3		X FA 92 0-0 F9		4	0	0	0	0	0	3
47 Ryan Ludwick, R (1, 7) OBP: 0.306, SLG: 0.472 16 Chris Duncan, L (6, PH) OBP: 0.364, SLG: 0.511 (6, 7)		F FA 88 X CU 74 0-1 E5 23 SH1-4 4 1B	X FA 87 0-0 F7			F FA 94 D CU 80 C SL 80 B FA 93 B CU 80 S SL 81 3-3 K 1-2 3-H		C FA 92 B FA 92 F FA 91 C CU 80 1-3 K		2 2	0 0	0 0	0 0	0 0	0 2	0 3
4 Yadier Molina, R (1, 2) OBP: 0.349, SLG: 0.350		C FA 87 C SL 82 B CU 74 B CU 72 X FA 88 2-2 23 SH1-4 1-2 1B	X FA 86 0-0 G5-3				C SL 80 X SL 80 0-1 F9		B FA 89 F FA 89 X SL 85 1-1 G5-3	4	0	1	0	0	0	0
23 Anthony Reyes, R (1, 1) OBP: 0.087, SLG: 0.087 Jim Edmonds, L (7, PH) OBP: 0.319, SLG: 0.391 Troy Percival, R (7, 1) 48 Brad Thompson, R (8, 1) OBP: 0.150, SLG: 0.150 Aaron Miles, S (9, PH) OBP: 0.335, SLG: 0.348		X FA 87 0-0 SH1-4 1-2 2-3			B FA 84 B FA 86 C FA 84 B FA 85 C FA 85 X FA 86 3-2 G1-3		X 0-0 G4-3		B FA 90 F FA 89 F SL 84 B CH 78 X SL 82 2-2 G4-3	1 1 0 0 1	0 0 0 0 0	0 0 0 0 0	0 0 0 0 0	0 0 0 0 0	0 0 0 0 0	0 0 0 0 0
13 Brendan Ryan, R (1, 4) OBP: 0.416, SLG: 0.519		D FA 84 X CU 81 1-0 F8			C FA 86 C CU 73 F CU 74 X FA 87 0-2 HR		C FA 91 B CH 80 S FA 91 F FA 90 X FA 92 1-2 E S 1B		C SL 84 B SL 85 C SL 85 X SL 84 1-2 G6-3	4	1	2	1	0	0	2
Inning Stats	R: 0 E: 0 K: 0 S: 7 H: 1 LOB: 1 BB: 1 P: 11	R: 0 E: 1 K: 0 S: 9 H: 1 LOB: 2 BB: 0 P: 13	R: 0 E: 0 K: 0 S: 8 H: 0 LOB: 0 BB: 0 P: 11	R: 1 E: 0 K: 0 S: 6 H: 1 LOB: 0 BB: 0 P: 10	R: 1 E: 0 K: 0 S: 15 H: 1 LOB: 0 BB: 0 P: 20	R: 0 E: 0 K: 1 S: 10 H: 1 LOB: 2 BB: 1 P: 23	R: 0 E: 0 K: 0 S: 9 H: 1 LOB: 1 BB: 0 P: 13	R: 1 E: 0 K: 1 S: 11 H: 2 LOB: 1 BB: 0 P: 13	R: 0 E: 0 K: 0 S: 8 H: 0 LOB: 0 BB: 0 P: 12	1B: 5 2B: 0 3B: 0 HR: 3	SF: 0 SAC: 1 DP: 1 HBP: 0					

	AB	33
	R	3
	H	8
	RBI	3
	BB	2
	SO	2
	LOB	11

WP: 0 PA: 36
PB: 0
SB: 1
CS: 0

PITCHER		IP	WLS	BF	H	R	ER	SO	BB	IBB	HBP	BLK	WP	HR	S	P	ERA	WHIP
45 Sean Marshall, L ERA: 4.21	(1, 1)	5.0	W	21	5	2	2	0	1	0	0	0	0	2	47	70	3.60	1.200
49 Carlos Marmol, R ERA: 1.68	(6, 1)	1.1	H	4	0	0	0	1	1	0	0	0	0	0	10	20	0.00	0.750
47 Scott Eyre, L ERA: 5.49	(7, 1)	0.2	H	3	1	0	0	0	0	0	0	0	0	0	7	11	0.00	1.500
Bob Howry, R ERA: 3.96	(8, 1)	0.2	H	4	2	1	1	0	0	0	0	0	0	1	8	9	13.50	3.000
63 Carmen Pignatiello, L ERA:	(8, 1)	0.1	H	1	0	0	0	1	0	0	0	0	0	0	3	4	0.00	0.000

PITCHER		IP	WLS	BF	H	R	ER	SO	BB	IBB	HBP	BLK	WP	HR	S	P	ERA	WHIP
46 Ryan Dempster, R ERA: 3.4	(9, 1)	1.0	S	3	0	0	0	0	0	0	0	0	0	0	8	12	0.00	0.000

BOTTOM

St. Louis Cardinals @ Chicago Cubs

Wrigley Field, Chicago, IL

Sat Aug 18 2007, 2:55 PM CDT

Att. 41,369 - Overcast - 64 F

livebaseballscorecards.com

Batter	1	2	3	4	5	6	7	8	9	AB	R	H	RBI	BB	SO	LOB
2 Ryan Theriot, R (1, 6) OBP: 0.350, SLG: 0.372	B FA 88 X FA 88 1-0 ① F7		B FA 89 B CU 75 B FA 87 B FA 88 4-0 FC4-6 BB		F FA 87 X CU 74 0-1 ① G5-3		1 SAFE P PO 87 F FA 90 B SL 84 F FA 91 B SL 83 S SL 82 3-3 ②③ K 1-2			3	0	0	0	1	1	1
Jacque Jones, L (1, 8) (9, 9) OBP: 0.331, SLG: 0.403	B FA 92 C FA 91 B FA 91 F CH 76 C FA 90 2-3 ② K		S CH 76 X CH 76 0-1 ② FC4-6 16 BB 25 1B 33 HR 1-2f 2-3		B FA 92 X FA 90 1-0 ② G4-3			X FA 86 0-0 ① G3		4	1	0	0	0	1	2
25 Derrek Lee, R (1, 3) OBP: 0.405, SLG: 0.493	X FA 90 0-0 1B		C CU 78 B FA 90 X CH 77 1-1 16 BB 33 HR 1-2 3-H 1B		X FA 89 0-0 2B			B SL 81 C SL 80 B FA 88 X SL 80 2-1 ② F8		4	1	3	1	0	0	0
16 Aramis Ramirez, R (1, 5) OBP: 0.368, SLG: 0.559	C CU 78 F FA 89 S FA 92 0-3 ③ K		B CU 76 B FA 91 B FA 90 B FA 90 4-0 33 HR 1-2 2-3 BB		B FA 88 S FA 86 C FA 88 X CU 74 1-2 ③ F7			F SL 81 X CU 79 0-1 ③ F8		3	1	0	0	1	1	2
33 Daryle Ward, L (1, 9) OBP: 0.418, SLG: 0.453 20 Felix Pie, L (9, 8) OBP: 0.266, SLG: 0.344		F CU 76 X CU 76 0-1 ① G4-3	S CH 78 B CH 78 X CU 77 1-1 1-H 2-H 3-H HR			C FA 87 X FA 88 0-1 ① F7				3 0	1 0	1 0	4 0	0 0	0 0	0 0
Mark DeRosa, R (1, 4) OBP: 0.366, SLG: 0.418		X FA 90 0-0 ② L6	C CU 75 B FA 89 B FA 90 X CU 76 2-1 ③ L5			C CU 73 B F FA 86 B C 2-3 ② K				3	0	0	0	0	1	0
19 Matt Murton, R (1, 7) OBP: 0.332, SLG: 0.379		C FA 90 B CU 78 C CU 77 F FA 91 X CU 78 1-2 ③ F9		X FA 88 0-0 ① P4		B FA 88 B CH 84 X CU 71 2-0 ③ G6-3				3	0	0	0	0	0	0
Jason Kendall, R (1, 2) OBP: 0.295, SLG: 0.310			B FA 87 C CU 74 B FA 89 B FA 89 H FA 87 4-1 FC4-6 45 PB 25 1B HBP	B FA 88 C FA 87 X CH 86 1-1 ② G5-3			C FA 90 B FA 91 X FA 90 1-1 ① P4			2	1	0	0	0	0	0
45 Sean Marshall, L (1, 1) OBP: 0.115, SLG: 0.120 49 Carlos Marmol, R (6, 1) 47 Scott Eyre, L (7, 1) 17 Mike Fontenot, L (7, PH) OBP: 0.341, SLG: 0.427 Bob Howry, L (8, 1) 63 Carmen Pignatiello, R (8, 1) 46 Ryan Dempster, R (9, 1)			L CU 76 M CU 77 M CU 76 0-3 ① K 1-2	C FA 91 S FA 91 B FA 91 X FA 91 1-2 ③ G5-3			B FA 90 B FA 89 C FA 90 S FA 90 B FA 91 F FA 88 F FA 90 F FA 88 B FA 90 4-2 2 CS BB			2 0 0 0 0 0 0 0	0 0 0 0 0 0 0 0	0 0 0 0 1 0 0 0	0 0 0 0 0 0 0 0	1 0 0 0 0 0 0 0	1 0 0 0 0 0 0 0
Inning Stats	R: 0 E: 0 K: 2 S: 8 H: 1 LOB: 1 BB: 0 P: 11	R: 0 E: 0 K: 0 S: 7 H: 0 LOB: 0 BB: 0 P: 8	R: 5 E: 0 K: 1 S: 12 H: 2 LOB: 0 BB: 2 P: 28	R: 0 E: 0 K: 0 S: 6 H: 0 LOB: 0 BB: 0 P: 8	R: 0 E: 0 K: 0 S: 7 H: 1 LOB: 1 BB: 0 P: 9	R: 0 E: 0 K: 1 S: 6 H: 0 LOB: 0 BB: 0 P: 10	R: 0 E: 0 K: 1 S: 11 H: 0 LOB: 0 BB: 1 P: 18	R: 0 E: 0 K: 0 S: 5 H: 0 LOB: 0 BB: 0 P: 7		1B: 2 2B: 1 3B: 0 HR: 1 SF: 0 SAC: 0 DP: 0 HBP: 1					

PITCHER		IP	WLS	BF	H	R	ER	SO	BB	IBB	HBP	BLK	WP	HR	S	P	ERA	WHIP
23 Anthony Reyes, R ERA: 5.61	(1, 1)	6.0	L	25	4	5	5	4	2	0	1	0	0	1	46	74	7.50	1.000
Troy Percival, R ERA: 2.45	(7, 1)	1.0		3	0	0	0	1	1	0	0	0	0	0	11	18	0.00	1.000
48 Brad Thompson, R ERA: 5.02	(8, 1)	1.0		3	0	0	0	0	0	0	0	0	0	0	5	7	0.00	0.000

PITCHER	IP	WLS	BF	H	R	ER	SO	BB	IBB	HBP	BLK	WP	HR	S	P	ERA	WHIP

AB	27
R	5
H	4
RBI	5
BB	3
SO	5
LOB	6

WP: 0 PA: 31
PB: 1
SB: 0
CS: 1

Batter	1	2	3	4	5	6	7	8	9	AB	R	H	RBI	BB	SO	LOB
13 Brendan Ryan, R (1, 4) OBP: 0.409, SLG: 0.506	C FA 86 C CU 69 F FA 89 X CU 71 0-2 24 2B 27 2B 1B	B CU 71 B FA 89 C FA 90 B FC 83 F FC 84 F FA 91 C CU 71 3-3 ③ K	L FA 86 B FA 86 X FC 80 1-1 ② L9	C FA 88 B FA 89 F FA 89 F FC 84 F FA 90 F CH 79 F FA 90 F FA 90 3-3 B CU 71 B FC 82 S FA 90 ③ K	X FA 91 0-0 ① SH5-3 1-2	4	1	1	0	0	2	1
24 Rick Ankiel, L (1, 7) OBP: 0.371, SLG: 0.750	B FA 87 X FC 84 1-0 27 2B 1-3 2B	C FC 84 B CU 70 B CH 78 X FA 88 2-1 ① F8	B CH 74 B CH 79 B FA 88 C CH 81 X CH 78 3-1 ③ G3-1	X CU 80 0-0 HR	B CH 83 S SL 86 S CH 86 D SL 86 S SL 86 2-3 ② K	5	2	2	1	0	1	1
5 Albert Pujols, R (1, 3) OBP: 0.424, SLG: 0.569	X FA 89 0-0 ① P4	B CU 71 B CH 80 B FC 85 B FA 90 4-0 43 2B 27 2B BB	C CH 81 F CH 78 X FA 90 0-2 HR	C FA 93 B SL 81 X FA 93 1-1 ① F9	I IN 74 I IN 76 I IN 78 I IN 73 4-0 IBB	3	2	1	1	2	0	2
43 Juan Encarnacion, R (1, 9) OBP: 0.329, SLG: 0.447	C FA 89 D CU 73 D CH 80 F FA 89 X FA 90 2-2 ② P2	1 SAFE S FC 83 S FC 84 X FA 90 0-2 27 2B 1-3 G3-1 2B	B CH 79 C FC 82 S CH 78 X FC 84 1-2 ① G4-3	X SL 83 0-0 ② L7	S CH 86 B FA 90 S SL 87 D SL 87 F SL 84 X SL 84 2-2 ③ F7	5	1	1	0	0	0	4
27 Scott Rolen, R (1, 5) OBP: 0.335, SLG: 0.404	B FA 90 B FA 90 C FA 89 C FA 90 F CU 74 F FA 91 X FA 91 2-2 2-H 3-H 2B	B FA 90 F FC 83 X CU 72 1-1 G3-1 2-3 3-H 2B	C FA 89 X FC 82 0-1 E 1B	F FA 90 S FA 92 F FA 92 X SL 81 0-2 ③ F9	4	0	3	3	0	0	0
Jim Edmonds, L (1, 8) OBP: 0.315, SLG: 0.385	B FA 89 X FA 89 1-0 ③ L7	S FC 85 B FA 89 F FA 90 B FC 84 X CU 71 2-2 ② G3-1 2-3 3-H	C FA 88 B FA 88 B FA 89 X SL 82 2-1 FC4 4 G4-6-3 1-2	X FA 90 0-0 ① G3	4	0	0	1	0	0	3
4 Yadier Molina, R (1, 2) OBP: 0.351, SLG: 0.347	B FA 87 S CH 78 B CH 77 B CH 79 B FA 88 4-1 35 SH3-4 BB	I IN 60 I I I 4-0 IBB	B FA 87 B FC 82 F FA 89 X FC 84 2-1 ② ③ G4-6-3 1-2f	B FA 90 B FA 90 F FA 90 C CH 86 F SL 85 F SL 84 S SL 86 2-3 ② K	2	0	0	0	2	1	2
35 Joel Pineiro, R (1, 1) 47 Ryan Ludwick, R (6, PH) OBP: 0.304, SLG: 0.470 Troy Percival, R (6, 1) 34 Randy Flores, L (6, 1) 31 Ryan Franklin, R (6, 1) 16 Chris Duncan, L (8, PH) OBP: 0.363, SLG: 0.509 44 Jason Isringhausen, R (8, 1)	X FA 88 0-0 ① SH3-4 1-2	B FA 90 F FA 90 S FA 90 B X 2-2 ③ L7	C FA 88 C FC 83 B CU 79 F FA 90 B CU 70 F FA 89 S FC 84 2-3 ① K	F CH 83 B CH 83 F SL 83 S SL 85 1-3 ③ K	1 0 0 0 0 0 2 1 0 0 0 0 1 0 0 0 0 0 0 0 0 0 0 0 0 0 0 0 0 0 0 0 0 0 0 1 0 0 0 0 1 0 0 0 0 0 0 0 0							
David Eckstein, R (1, 6) OBP: 0.340, SLG: 0.355	X FA 89 0-0 ② B1	C CU 80 F FC 81 B CU 60 X FC 82 1-2 ① F9	X FA 86 0-0 ② L9	B SL 84 B FA 91 B FA 90 B FA 92 4-0 13 SH5-3 BB	3	0	0	0	1	0	1
Inning Stats	R: 2 E: 0 K: 0 S: 15 H: 3 LOB: 1 BB: 0 P: 21	R: 0 E: 0 K: 1 S: 7 H: 0 LOB: 1 BB: 1 P: 14	R: 2 E: 0 K: 0 S: 13 H: 2 LOB: 2 BB: 2 P: 28	R: 0 E: 0 K: 0 S: 7 H: 0 LOB: 0 BB: 0 P: 12	R: 1 E: 1 K: 0 S: 12 H: 2 LOB: 1 BB: 0 P: 17	R: 0 E: 0 K: 2 S: 15 H: 0 LOB: 0 BB: 0 P: 20	R: 1 E: 0 K: 0 S: 8 H: 1 LOB: 0 BB: 0 P: 9	R: 0 E: 0 K: 2 S: 9 H: 0 LOB: 0 BB: 0 P: 12	R: 0 E: 0 K: 1 S: 8 H: 0 LOB: 2 BB: 2 P: 20	1B: 2 2B: 4 3B: 0 HR: 2 SF: 0 SAC: 2 DP: 1 HBP: 0						

TOP

St. Louis Cardinals @ Chicago Cubs

Wrigley Field, Chicago, IL

Mon Aug 20 2007, 1:20 PM CDT

Att. 40,141 - Cloudy - 75 F

livebaseballscorecards.com

AB	33
R	6
H	8
RBI	6
BB	5
SO	6
LOB	16

WP: 0 PB: 0 SB: 0 CS: 0 PA: 40

PITCHER		IP	WLS	BF	H	R	ER	SO	BB	IBB	HBP	BLK	WP	HR	S	P	ERA	WHIP
30 Ted Lilly, L ERA: 3.68	(1, 1)	6.0	L	28	7	5	5	3	2	1	0	0	0	1	69	112	7.50	1.500
63 Carmen Pignatiello, L ERA: 6.75	(7, 1)	0.0		1	1	1	1	0	0	0	0	0	0	1	1	1	∞	∞
34 Kerry Wood, R ERA: 4.05	(7, 1)	1.0		3	0	0	0	0	0	0	0	0	0	0	7	8	0.00	0.000
43 Michael Wuertz, R ERA: 3.63	(8, 1)	2.0		8	0	0	0	3	1	1	0	0	0	0	17	32	0.00	0.500

PITCHER	IP	WLS	BF	H	R	ER	SO	BB	IBB	HBP	BLK	WP	HR	S	P	ERA	WHIP

BOTTOM

St. Louis Cardinals @ Chicago Cubs

Wrigley Field, Chicago, IL

Mon Aug 20 2007, 1:20 PM CDT

Att. 40,141 - Cloudy - 75 F

livebaseballscorecards.com

Batter	1	2	3	4	5	6	7	8	9	AB	R	H	RBI	BB	SO	LOB
2 Ryan Theriot, R (1, 6) OBP: 0.352, SLG: 0.376	X FA 91 0-0 ① 2B		X FA 90 0-0 25 1B 16 1B 1B		C SL 86 S CU 78 X CU 78 0-2 ② G6-3		B FA 92 B FA 93 B FA 93 C FA 92 C SL 87 X SL 87 3-2 ② G6-3			4	1	2	0	0	0	0
Jacque Jones, L (1, 8) OBP: 0.328, SLG: 0.398 (9, 9)	C FA 90 B CH 84 S FA 91 B FA 90 B FA 90 F FA 90 X FA 90 3-2 ② G4-3		F CH 84 1 SAFE 1 SAFE F FA 90 F CH 85 S CH 84 0-3 ① K		C CH 85 X CU 76 0-1 ③ G3		B CH 86 B FA 91 S CU 79 F FA 90 S FA 92 2-3 ③ K			4	0	0	0	0	2	1
25 Derrek Lee, R (1, 3) OBP: 0.408, SLG: 0.501	F FA 87 B FA 88 C FA 89 F SL 86 B SL 85 C FA 91 2-3 ③ K		B SL 85 B FA 91 F SL 87 B FA 91 1 SAFE F FA 91 X SL 84 3-2 16 1B 1-3 1B			X FA 85 0-0 HR		B FA 89 S FA 92 C FA 92 B CU 80 B CU 79 B FA 92 4-2 33 1B BB		3	1	2	1	1	1	0
16 Aramis Ramirez, R (1, 5) OBP: 0.366, SLG: 0.555		X FA 90 0-0 ① F8	X SL 87 0-0 33 G4-6-3 1-2 3-H 1B			C FA 92 F FA 93 B FA 92 X SL 87 1-2 ① G6-3		X FA 92 0-0 ① F9		4	0	1	1	0	0	1
33 Daryle Ward, L (1, 9) OBP: 0.432, SLG: 0.519 20 Felix Pie, L (8, PR) OBP: 0.266, SLG: 0.344 (9, 8)		B FA 90 F CU 76 B FA 89 X FA 90 2-1 HR	X CH 85 0-0 ② ③ G4-6-3 1-2f			B FC 83 X CU 81 1-0 G4-3 2B		1 SAFE X FA 89 0-0 G5-4-3 1-2 1B		4 0	1 0	3 0	1 0	0 0	0 0	2 0
Mark DeRosa, R (1, 4) OBP: 0.365, SLG: 0.425		C SL 84 B SL 85 B FA 88 B SL 85 F FA 89 F SL 84 X FA 90 3-2 HR		F SL 85 B CU 75 B FA 88 F SL 85 X CU 76 2-2 ① L7		X FA 91 0-0 ② G4-3 2-3		X FA 92 0-0 ② ③ G5-4-3 1-2f		4	1	1	1	0	0	3
19 Matt Murton, R (1, 7) OBP: 0.330, SLG: 0.373		X FA 90 0-0 ② F9		B CU 76 F FA 91 X SL 84 1-1 ② F8		B FA 92 B SL 87 B SL 86 C FA 91 B FA 92 4-1 BB			B FA 91 B FA 91 F FA 92 X FA 90 2-1 ① F7	3	0	0	0	1	0	0
Jason Kendall, R (1, 2) OBP: 0.294, SLG: 0.309		C FA 90 X CU 78 0-1 1B		C FA 90 X FA 88 0-1 ③ L7		C SL 87 F FA 92 B FA 92 B FA 92 X FA 86 2-2 ③ F9			C FA 92 X FA 91 0-1 ② L5	4	0	1	0	0	0	2
30 Ted Lilly, L (1, 1) OBP: 0.153, SLG: 0.138 63 Carmen Pignatiello, R (7, 1) 34 Kerry Wood, R (7, 1) 17 Mike Fontenot, L (7, PH) OBP: 0.340, SLG: 0.425 43 Michael Wuertz, R (8, 1) 9 Jake Fox, R (9, PH) OBP: 0.273, SLG: 0.400		S CU 77 C CU 78 B FA 90 F CU 77 C FA 90 1-3 ③ K			B FA 88 B FA 89 B FA 89 C FA 87 C FA 87 F FA 88 X FA 89 3-2 ① G6-3		C CU 78 B FS 83 C FA 91 S FS 84 1-3 ① K2-3		X FA 90 0-0 ③ F7	2 0 0 1 0 1	0 0 0 0 0 0	0 0 0 0 0 0	0 0 0 1 0 0	0 0 0 0 0 0	1 0 0 0 0 0	1 0 0 0 0 0
Inning Stats	R: 0 E: 0 K: 1 S: 9 H: 1 LOB: 0 BB: 0 P: 14	R: 2 E: 0 K: 1 S: 14 H: 3 LOB: 1 BB: 0 P: 20	R: 1 E: 0 K: 1 S: 10 H: 3 LOB: 1 BB: 0 P: 13	R: 0 E: 0 K: 0 S: 7 H: 0 LOB: 0 BB: 0 P: 10	R: 0 E: 0 K: 0 S: 9 H: 0 LOB: 0 BB: 0 P: 12	R: 1 E: 0 K: 0 S: 10 H: 2 LOB: 2 BB: 1 P: 18	R: 0 E: 0 K: 2 S: 9 H: 0 LOB: 0 BB: 0 P: 15	R: 0 E: 0 K: 0 S: 5 H: 1 LOB: 2 BB: 1 P: 9	R: 0 E: 0 K: 0 S: 5 H: 0 LOB: 0 BB: 0 P: 7	1B: 5 2B: 2 3B: 0 HR: 3	SF: 0 SAC: 0 DP: 2 HBP: 0		WP: 0 PB: 0 SB: 0 CS: 0	PA: 36			

	AB	34
	R	4
	H	10
	RBI	4
	BB	2
	SO	5
	LOB	10

PITCHER	IP	WLS	BF	H	R	ER	SO	BB	IBB	HBP	BLK	WP	HR	S	P	ERA	WHIP
35 Joel Pineiro, R (1, 1) ERA: 4.34	5.0	W	20	7	3	3	3	0	0	0	0	0	2	49	69	5.40	1.400
Troy Percival, R (6, 1) ERA: 2.82	0.1	H	2	1	1	1	0	0	0	0	0	0	1	4	5	27.00	3.000
34 Randy Flores, L (6, 1) ERA: 4.1	0.0		1	1	0	0	0	0	0	0	0	0	0	1	2	∞	∞
31 Ryan Franklin, R (6, 1) ERA: 1.75	1.2	H	6	0	0	0	2	1	0	0	0	0	0	14	26	0.00	0.600
44 Jason Isringhausen, R (8, 1) ERA: 1.62	2.0	S	7	1	0	0	0	1	0	0	0	0	0	10	16	0.00	1.000

PITCHER	IP	WLS	BF	H	R	ER	SO	BB	IBB	HBP	BLK	WP	HR	S	P	ERA	WHIP

Chicago Cubs @ San Francisco Giants

AT&T Park, San Francisco, CA

Tue Aug 21 2007, 7:15 PM PDT

Att. 41,242 - Clear - 70 F

TOP

livebaseballscorecards.com

Batter	1	2	3	4	5	6	7	8	9	AB	R	H	RBI	BB	SO	LOB
2 Ryan Theriot, R (1, 6) OBP: 0.351, SLG: 0.378	0-2 G6-3		1-1 G1-3			0-0 F8			0-1 2B	4	1	1	0	0	0	1
Jacque Jones, L (1, 8) (9, 9) OBP: 0.327, SLG: 0.396	1-0 F7			2-1 F8		0-1 G4-3			0-1 1B	4	1	1	0	0	0	1
25 Derrek Lee, R (1, 3) OBP: 0.406, SLG: 0.499	0-1 G6-3			3-3 K			1-2 G6-3		0-0 1B	4	1	1	1	0	1	0
16 Aramis Ramirez, R (1, 5) OBP: 0.365, SLG: 0.551		0-0 G6-3		0-2 F8			0-2 P6		4-2 BB	3	1	0	0	1	0	0
Cliff Floyd, L (1, 7) OBP: 0.364, SLG: 0.380		0-2 G4-3			0-0 G6-3		0-0 G4-3			4	0	1	2	0	0	0
20 Felix Pie, L (9, PR) (9, 8) OBP: 0.266, SLG: 0.344									1-0 1B	0	1	0	0	0	0	0
Mark DeRosa, R (1, 9) (9, 4) OBP: 0.365, SLG: 0.424		0-0 1B			2-2 G5-3			1-1 P4	0-0 SH1-4	3	0	1	0	0	0	0
17 Mike Fontenot, L (1, 4) OBP: 0.335, SLG: 0.418		1-3 K			2-2 L9			1-3 K		3	0	0	0	0	2	1
9 Jake Fox, R (9, PH) OBP: 0.250, SLG: 0.364									2-3 K	1	0	0	0	0	1	2
46 Ryan Dempster, R (9, 1)										0	0	0	0	0	0	0
Jason Kendall, R (1, 2) OBP: 0.299, SLG: 0.312			2-3 K (looking)			0-1 1B		4-1 BB	1-1 1B	3	0	2	2	1	1	0
Jason Marquis, L (1, 1) OBP: 0.169, SLG: 0.259			1-3 K			1-3 K				2	0	0	0	0	2	1
33 Daryle Ward, L (8, PH) OBP: 0.427, SLG: 0.513								1-3 K		1	0	0	0	0	1	1
47 Scott Eyre, L (8, 1)										0	0	0	0	0	0	0
19 Matt Murton, R (9, PH) (9, 7) OBP: 0.328, SLG: 0.371									0-0 F9	1	0	0	0	0	0	2

Inning Stats	1	2	3	4	5	6	7	8	9
R	0	0	0	0	0	0	0	0	5
E	0	0	0	0	0	0	0	0	0
K	0	1	2	1	0	1	0	2	1
S	6	8	9	9	7	8	8	9	15
H	0	1	0	0	0	1	0	0	5
LOB	0	1	0	0	0	1	0	1	2
BB	0	0	0	0	0	0	0	1	1
P	7	9	13	14	11	9	9	16	23

1B: 6, 2B: 1, 3B: 0, HR: 0, SF: 0, SAC: 1, DP: 0, HBP: 0

WP: 0, PB: 0, SB: 0, CS: 0, PA: 36

AB	33
R	5
H	7
RBI	5
BB	2
SO	8
LOB	9

PITCHER		IP	WLS	BF	H	R	ER	SO	BB	IBB	HBP	BLK	WP	HR	S	P	ERA	WHIP
55 Tim Lincecum, R (ERA: 3.91)	(1, 1)	8.0	L	30	5	3	3	7	1	0	0	0	0	0	69	93	3.38	0.750
41 Brad Hennessey, R (ERA: 3.29)	(9, 1)	0.1		3	1	0	0	0	1	0	0	0	0	0	4	9	0.00	6.000
Steve Kline, L (ERA: 4.58)	(9, 1)	0.2		3	1	2	2	1	0	0	0	0	0	0	6	9	27.00	1.500

PITCHER	IP	WLS	BF	H	R	ER	SO	BB	IBB	HBP	BLK	WP	HR	S	P	ERA	WHIP

BOTTOM

Chicago Cubs @ San Francisco Giants

AT&T Park, San Francisco, CA

Tue Aug 21 2007, 7:15 PM PDT

Att. 41,242 - Clear - 70 F

livebaseballscorecards.com

Batter	1	2	3	4	5	6	7	8	9	AB	R	H	RBI	BB	SO	LOB
10 Dave Roberts, L (1, 8) (9, 7) OBP: 0.332, SLG: 0.369	B FA 90 C FA 89 B CH 81 F SI 90 F FA 90 B SL 85 B FA 89 4-2 2 G4-3 BB G6-3 BB		C CU 74 F CH 80 B FA 90 B FA 90 X FA 90 2-2 ① L8		B FA 87 F FA 89 F CH 82 F SL 87 B SL 86 X SL 86 2-2 ① G4-3		C SL 86 B SL 87 B SL 86 D FA 90 F SL 86 D SL 87 4-2 S BB			2	1	0	0	2	0	0
Ray Durham, S (1, 4) OBP: 0.302, SLG: 0.356	B FA 90 B FA 90 B SI 89 B FA 89 4-0 G6-3 2 G4-3 1-2 BB		X SL 86 0-0 ② G4-3		C CH 82 B CH 84 F FA 90 X SL 85 1-2 ② G4-3		C CH 81 F SL 86 F FA 91 B FA 91 F FA 90 S CH 84 1-3 ③ K 1-2			3	0	0	0	1	1	2
2 Randy Winn, S (1, 9) OBP: 0.343, SLG: 0.409	C SL 85 B FA 88 B FA 91 B FA 90 F FA 89 X FA 90 3-2 ① G4-3 1-2 2-3		C FA 90 X SL 86 0-1 1B		B CU 73 S SL 85 C FA 90 C SL 86 1-3 ③ K			B FA 90 X FA 90 1-0 ① F8		4	0	1	0	0	1	2
Barry Bonds, L (1, 7) OBP: 0.490, SLG: 0.586 Rajai Davis, R (9, 8) OBP: 0.397, SLG: 0.446	I IN 75 I IN 79 I IN 79 I IN 80 4-0 G6-3 IBB		B SL 86 D FA 91 F SL 86 X CH 83 2-1 ③ G3			B FA 90 B CH 83 C FA 89 S FA 91 C SL 87 2-3 ① K		X SL 84 0-0 ② G5-3		3 0	0 0	0 0	0 0	1 0	1 0	1 0
Ryan Klesko, L (1, 3) OBP: 0.360, SLG: 0.431	C FA 90 X SL 87 0-1 ② G6-3 1-2 2-3 3-H			B SL 85 C SL 84 F FA 91 X SL 84 1-2 ① G1-3		F FA 91 B SL 84 C SL 86 C FA 90 1-3 ② K		F FA 91 X FA 91 0-1 ③ F7		4	0	0	1	0	1	2
1 Bengie Molina, R (1, 2) OBP: 0.297, SLG: 0.421	B FA 86 X SL 85 1-0 ③ P3			B FA 90 C FA 90 X FA 91 1-1 ② G6-3		B SL 86 X SL 85 1-0 ③ F9			C FA 88 X SL 85 0-1 ① P4	4	0	0	0	0	0	2
Pedro Feliz, R (1, 5) OBP: 0.291, SLG: 0.418		X FA 89 0-0 ① G6-3		C SL 87 S SL 86 B FA 89 B SL 87 X SL 86 2-2 55 FC5 2B			F SL 85 B FA 88 X SL 86 1-1 ① G6-3		B SL 85 B SL 85 B FA 89 B FA 90 4-0 13 G3 BB	3	0	1	0	1	0	0
13 Omar Vizquel, S (1, 6) OBP: 0.306, SLG: 0.308		B FA 88 C FA 88 B CH 80 X CH 81 2-1 ② G6-3		B SL 85 D CH 83 B FA 89 I IN 72 4-0 55 FC5 IBB			C CH 81 F SL 85 B FA 89 F FA 90 X SL 84 1-2 3B		B FA 88 C FA 89 S SL 84 X CH 80 1-2 ② G3 1-2	3	0	1	0	1	0	1
55 Tim Lincecum, L (1, 1) OBP: 0.125, SLG: 0.105 41 Brad Hennessey, R (9, 1) Steve Kline, S (9, 1) 40 Daniel Ortmeier, S (9, PH) OBP: 0.300, SLG: 0.541		C CH 88 C FA 88 B SL 84 S FA 90 1-3 ③ K		X FA 89 0-0 ③ FC5 1-2 2-3f			F FA 90 B SL 84 S FA 90 X FA 89 1-2 ② G4-3		B FA 89 C FA 90 X SL 84 1-1 ③ G4-3	3 0 0 1	0 0 0 0	0 0 0 0	0 0 0 0	1 0 0 0	3 0 0 1	
Inning Stats	R: 1 E: 0 K: 0 S: 9 H: 0 LOB: 2 BB: 3 P: 25	R: 0 E: 0 K: 1 S: 6 H: 0 LOB: 0 BB: 0 P: 9	R: 0 E: 0 K: 0 S: 8 H: 1 LOB: 1 BB: 0 P: 12	R: 0 E: 0 K: 0 S: 9 H: 1 LOB: 2 BB: 1 P: 17	R: 0 E: 0 K: 1 S: 10 H: 0 LOB: 0 BB: 0 P: 14	R: 0 E: 0 K: 2 S: 7 H: 0 LOB: 0 BB: 0 P: 11	R: 0 E: 0 K: 1 S: 16 H: 1 LOB: 2 BB: 1 P: 24	R: 0 E: 0 K: 0 S: 4 H: 0 LOB: 0 BB: 0 P: 5	R: 0 E: 0 K: 0 S: 7 H: 0 LOB: 1 BB: 1 P: 13	1B: 1 2B: 1 3B: 1 HR: 0 SF: 0 SAC: 0 DP: 0 HBP: 0						WP: 0 PB: 0 SB: 1 CS: 0 PA: 36	

PITCHER		IP	WLS	BF	H	R	ER	SO	BB	IBB	HBP	BLK	WP	HR	S	P	ERA	WHIP
Jason Marquis, R ERA: 4.12	(1, 1)	7.0		29	3	1	1	5	3	2	0	0	0	0	65	112	1.29	0.857
47 Scott Eyre, L ERA: 5.36	(8, 1)	1.0	W	3	0	0	0	0	0	0	0	0	0	0	4	5	0.00	0.000
46 Ryan Dempster, R ERA: 3.33	(9, 1)	1.0		4	0	0	0	0	1	0	0	0	0	0	7	13	0.00	1.000

PITCHER	IP	WLS	BF	H	R	ER	SO	BB	IBB	HBP	BLK	WP	HR	S	P	ERA	WHIP

Batter	1	2	3	4	5	6	7	8	9	10	AB	R	H	RBI	BB	SO	LOB
2 Ryan Theriot, R (1, 6) OBP: 0.347, SLG: 0.373	B FA 84 C FA 83 X CH 72 1-1 F9 ①			C FA 84 C CU 68 F CU 70 B CU 70 B FA 85 B FA 84 X CH 72 3-2 F9 ①		B FA 85 C FA 85 B CU 70 X CH 74 2-1 F7 ①		D CU 71 X CH 74 1-0 G6-3 ③		C FA 87 F FA 88 F FA 88 C FA 88 0-3 K ③	5	0	0	0	0	1	2
Mark DeRosa, R (1, 4) (7, 9) OBP: 0.366, SLG: 0.425	B FA 85 X FA 84 1-0 F9 ②			B B FA 85 X FA 84 2-0 25 1B 16 2B 1B		C FA 86 F CU 71 B FA 84 B FA 83 X CH 74 2-2 25 G5-4-3 1B			F FA 93 F FA 94 B SL 89 X FA 94 1-2 P3 ①		4	1	2	0	0	0	0
25 Derrek Lee, R (1, 3) OBP: 0.405, SLG: 0.497	B FA 85 S FA 85 C FA 86 B FA 84 B FA 84 S CH 74 3-3 K ③			S FA 84 B FA 84 C FA 84 X FA 84 1-2 16 2B 1-2 1B		C CU 71 X CU 71 0-1 G5-4-3 ②③ 1-2f			C FA 95 B FA 95 B SL 88 S FA 95 F FA 95 C SL 89 2-3 K ②		4	1	1	0	0	2	1
16 Aramis Ramirez, R (1, 5) OBP: 0.364, SLG: 0.550		B FA 82 B FA 84 X CH 71 2-0 F8 ①		B FA 84 B FA 85 X FA 85 2-0 1-H 2-H 2B			C FA 85 B CH 77 X CU 76 1-1 P6 ①		C FA 96 F FA 96 X FA 96 0-2 F8 ③		4	0	1	2	0	0	0
Cliff Floyd, L (1, 7) OBP: 0.363, SLG: 0.382 20 Felix Pie, L (10, PR) (10, 7) OBP: 0.266, SLG: 0.344		F FA 85 C CU 70 X CU 70 0-2 G3 ②		B FA 86 S CU 70 B FA 82 X FA 85 2-1 F7 ②			B CU 69 B CU 70 F FA 87 X FA 88 2-1 F7 ②			B FA 88 F FA 88 X CU 77 1-1 17 PB E 2B	4 0	0 1	1 0	0 0	0 0	0 0	1 0
9 Jake Fox, R (1, 9) OBP: 0.200, SLG: 0.286 17 Mike Fontenot, L (7, 4) OBP: 0.338, SLG: 0.418		X FA 84 0-0 G3 ③		S CH 74 X CH 73 0-1 G6-3 ③			B FA 84 X CH 74 1-0 G6-3 ③			B FA 87 B FA 85 B FA 89 C FA 88 B FA 87 4-1 E 24 SH1-3 2-3 BB	3 0	0 1	0 0	0 1	0 0	0 0	1 0
Jason Kendall, R (1, 2) OBP: 0.298, SLG: 0.312			B FA 83 B FA 83 C FA 83 F FA 85 F FA 84 X CH 74 2-2 G6-3 ①	F FA 84 B CH 73 B CH 73 B FA 85 C FA 84 X FA 85 3-2 L8 ①				C FA 85 B CU 69 S CH 75 X CU 72 1-2 SH3-4 1B		B CU 76 B CH 81 C CH 79 X FA 87 2-1 E4 24 SH1-3 1-3 3-H	4	0	1	0	0	0	2
Jacque Jones, L (1, 8) OBP: 0.324, SLG: 0.393			X CH 82 0-0 P6 ②	C CU 69 C CH 78 B FA 86 S CU 72 1-3 K ②				X FA 85 0-0 SH3-4 ① 1-2		S FA 88 S FA 88 S FA 89 0-3 K ①	3	0	0	0	0	2	3
53 Rich Hill, L (1, 1) OBP: 0.143, SLG: 0.167 19 Matt Murton, R (8, PH) OBP: 0.327, SLG: 0.369 49 Carlos Marmol, R (8, 1) 24 Henry Blanco, R (10, PH) OBP: 0.231, SLG: 0.250 46 Ryan Dempster, R (10, 1)			C FA 86 S FA 86 S CU 72 0-3 K ③	S FA 86 C FA 86 F FA 86 F CU 76 F CU 71 S CU 70 0-3 K2-3 ③				B CH 76 B CH 75 C FA 85 X CH 74 2-1 G5-3 ②		1 SAFE F FA 88 B CH 79 1 SAFE B FA 87 P PO 79 X FA 87 3-1 SH1-3 ② 1-2 3-H	2 1 0 0 0	0 0 0 0 0	0 0 0 0 0	0 0 0 1 0	0 0 0 0 0	2 0 0 0 0	0 1 0 0 0
Inning Stats	R: 0 H: 0 E: 0 LOB: 0 K: 1 BB: 0 S: 6 P: 11	R: 0 H: 0 E: 0 LOB: 0 K: 0 BB: 0 S: 5 P: 7	R: 0 H: 0 E: 0 LOB: 0 K: 1 BB: 0 S: 8 P: 10	R: 2 H: 3 E: 0 LOB: 1 K: 0 BB: 0 S: 13 P: 23	R: 0 H: 0 E: 0 LOB: 0 K: 2 BB: 0 S: 12 P: 16	R: 0 H: 1 E: 0 LOB: 0 K: 0 BB: 0 S: 7 P: 11	R: 0 H: 0 E: 0 LOB: 0 K: 0 BB: 0 S: 5 P: 9	R: 0 H: 1 E: 0 LOB: 1 K: 0 BB: 0 S: 7 P: 11	R: 0 H: 0 E: 0 LOB: 0 K: 1 BB: 0 S: 10 P: 13	R: 2 H: 1 E: 1 LOB: 1 K: 2 BB: 1 S: 15 P: 24	1B: 4 2B: 2 3B: 0 HR: 0	SF: 0 SAC: 2 DP: 1 HBP: 0					

PITCHER		IP	WLS	BF	H	R	ER	SO	BB	IBB	HBP	BLK	WP	HR	S	P	ERA	WHIP
75 Barry Zito, L ERA: 4.74	(1, 1)	8.0		28	5	2	2	4	0	0	0	0	0	0	63	98	2.25	0.625
38 Brian Wilson, R ERA:	(9, 1)	1.0		3	0	0	0	1	0	0	0	0	0	0	10	13	0.00	0.000
20 Pat Misch, L ERA: 3.68	(10, 1)	1.0	L	6	1	2	0	2	1	0	0	0	0	0	15	24	0.00	2.000

PITCHER	IP	WLS	BF	H	R	ER	SO	BB	IBB	HBP	BLK	WP	HR	S	P	ERA	WHIP

TOP

Chicago Cubs @ San Francisco Giants

AT&T Park, San Francisco, CA

Wed Aug 22 2007, 7:15 PM PDT

Att. 39,548 - Clear - 63 F

livebaseballscorecards.com

AB	34
R	4
H	6
RBI	3
BB	1
SO	7
LOB	11

1B: 4 SF: 0 WP: 0 PA: 37
2B: 2 SAC: 2 PB: 1
3B: 0 DP: 1 SB: 0
HR: 0 HBP: 0 CS: 0

Chicago Cubs @ San Francisco Giants

AT&T Park, San Francisco, CA

Wed Aug 22 2007, 7:15 PM PDT

Att. 39,548 - Clear - 63 F

livebaseballscorecards.com

Batter	1	2	3	4	5	6	7	8	9	10	AB	R	H	RBI	BB	SO	LOB
Rajai Davis, R (1, 8) OBP: 0.382, SLG: 0.427	B FA 90 C FA 91 B FA 91 F FA 90 S CU 73 2-3 ① K		L CH 81 C CU 72 B FA 90 F CU 72 F FA 91 F CU 74 F FA 84 X FA 90 1-2 ① P4		L FA 89 B CU 79 C FA 89 T CU 73 1-2 ① K		C CU 73 B FA 90 S CU 74 F CU 74 F CU 73 B FA 90 S FA 88 2-3 ③ K		C SL 81 S SL 81 B SL 79 B FA 92 S SL 80 2-3 ③ K		5	0	0	0	0	4	3
40 Daniel Ortmeier, S (1, 3) OBP: 0.284, SLG: 0.511	B FA 91 C FA 91 B CH 84 F FA 91 X FA 91 2-2 ② G1-3		B FA 83 B CH 83 F FA 90 F FA 90 C CU 73 2-3 ② K		C CU 74 X FA 91 0-1 ② G5-3			B CU 79 S FA 92 C FA 94 C CU 79 1-3 ① K		C FA 89 S CH 81 S CH 80 0-3 ① K	5	0	0	0	0	3	0
2 Randy Winn, S (1, 9) OBP: 0.344, SLG: 0.411	B FA 91 B FA 89 X FA 90 2-0 1 1B 2B		F FA 91 T CU 74 F CU 74 X FA 90 0-2 2B 1B		C CU 74 X CU 73 0-1 ③ G5-3			B FA 92 F FA 92 B FA 92 S CU 80 S SL 80 2-3 ② K		F FA 88 S FA 89 B FA 90 X FA 88 1-2 ② G4-3	5	2	2	0	0	1	0
Barry Bonds, L (1, 7) OBP: 0.493, SLG: 0.588 10 Dave Roberts, L (8, PR) OBP: 0.331, SLG: 0.367 (9, 7)	B CU 80 B FA 90 B CU 80 I IN 79 4-0 1 1B IBB		X CU 73 0-0 1 1B 1-H 2B			C FA 89 C CU 70 B FA 90 X SL 82 1-2 ① L7		I I IN 74 I IN 69 I IN 72 4-0 1 S IBB		B FA 88 X FA 89 1-0 ③ G4-3	2 1	0 0	1 0	1 0	2 0	0 0	0 0
1 Bengie Molina, R (1, 2) OBP: 0.299, SLG: 0.422	B FA 90 F CH 82 C CU 73 F FA 90 X FA 90 1-2 1-3 2-H 1B		B CU 73 C CH 83 X CH 82 1-1 2-3 1B			C FA 91 F CU 74 F CU 75 B FA 90 S CU 74 1-3 ② K		1 SAFE 1 SAFE S FA 92 1 SAFE P PO 89 1 SAFE B FA 92 S CU 79 F SL 80 2-3 S SL 80 ③ K 1-2			4	0	2	1	0	2	1
Pedro Feliz, R (1, 5) OBP: 0.291, SLG: 0.415	C CU 73 S CU 74 S FA 91 0-3 ③ K		C CU 73 B FA 89 F CU 74 B CU 74 X FA 90 2-2 ③ L6			S CU 74 S CU 74 B FA 90 F CU 74 T FA 91 1-2 ③ K			B SL 79 B SL 80 C CU 79 B FA 92 C CU 78 B FA 92 4-2 13 1B BB		3	0	0	0	1	2	4
Rich Aurilia, R (1, 4) OBP: 0.299, SLG: 0.373		C FA 90 F CU 72 F FA 91 S FA 90 0-3 ① K		F FA 89 B FA 90 B CU 73 S FA 90 X FA 89 2-2 ① G5-3			B FA 89 F FA 89 C CU 73 B FA 90 X FA 89 2-2 ① F7		L FA 91 C FA 92 B CU 80 X FA 92 1-2 ① F9		4	0	0	0	0	1	1
13 Omar Vizquel, S (1, 6) OBP: 0.306, SLG: 0.308		B FA 89 F FA 90 F CH 82 F CU 73 T FA 91 1-2 ② K		B FA 84 C FA 89 F FA 90 X CU 74 1-2 ② G5-3			C CU 74 F FA 90 B CU 74 X FA 90 1-2 ② P4		1 SAFE S CU 79 X FA 92 0-1 1-2 1B		4	0	1	0	0	1	0
75 Barry Zito, L (1, 1) OBP: 0.140, SLG: 0.104 38 Brian Wilson, R (9, 1) Ryan Klesko, L (9, PH) OBP: 0.359, SLG: 0.430 20 Pat Misch, R (10, 1)		C FA 89 F FA 90 S CU 73 0-3 ③ K		B FA 89 C FA 89 X FA 89 1-1 ③ G5-3			B FA 88 X FA 88 1-0 1B		B SL 80 B CU 79 B SL 81 C FA 92 X FA 92 3-1 ② F8		3 0 1 0	0 0 0 0	1 0 0 0	0 0 0 0	1 0 0 0	0 0 2 0	0 0 0 0
Inning Stats	R: 1 H: 2 E: 0 LOB: 2 K: 2 BB: 1 S: 14 P: 25	R: 0 H: 0 E: 0 LOB: 0 K: 3 BB: 0 S: 11 P: 12	R: 1 H: 3 E: 0 LOB: 2 K: 1 BB: 0 S: 20 P: 26	R: 0 H: 0 E: 0 LOB: 0 K: 0 BB: 0 S: 8 P: 12	R: 0 H: 0 E: 0 LOB: 0 K: 1 BB: 0 S: 7 P: 8	R: 0 H: 0 E: 0 LOB: 0 K: 2 BB: 0 S: 11 P: 14	R: 0 H: 1 E: 0 LOB: 1 K: 1 BB: 0 S: 12 P: 18	R: 0 H: 0 E: 0 LOB: 2 K: 3 BB: 1 S: 11 P: 19	R: 0 H: 1 E: 0 LOB: 2 K: 1 BB: 1 S: 12 P: 22	R: 0 H: 0 E: 0 LOB: 0 K: 1 BB: 0 S: 7 P: 9	1B: 5 2B: 2 3B: 0 HR: 0	SF: 0 SAC: 0 DP: 0 HBP: 0	WP: 0 PB: 0 SB: 1 CS: 0	PA: 40			

PITCHER		IP	WLS	BF	H	R	ER	SO	BB	IBB	HBP	BLK	WP	HR	S	P	ERA	WHIP
53 Rich Hill, L ERA: 3.67	(1, 1)	7.0		28	6	2	2	10	0	1	0	0	0	0	83	115	2.57	0.857
49 Carlos Marmol, R ERA: 1.61	(8, 1)	2.0	W	9	1	0	0	4	1	1	0	0	0	0	23	41	0.00	1.000
46 Ryan Dempster, R ERA: 3.26	(10, 1)	1.0	S	3	0	0	0	1	0	0	0	0	0	0	7	9	0.00	0.000

PITCHER	IP	WLS	BF	H	R	ER	SO	BB	IBB	HBP	BLK	WP	HR	S	P	ERA	WHIP

AB	37
R	2
H	7
RBI	2
BB	3
SO	15
LOB	11

Chicago Cubs @ San Francisco Giants

AT&T Park, San Francisco, CA

Thu Aug 23 2007, 12:35 PM PDT

Att. 41,558 - Sunny - 68 F

TOP

livebaseballscorecards.com

Batter	1	2	3	4	5	6	7	8	9	AB	R	H	RBI	BB	SO	LOB
2 Ryan Theriot, R (1, 6) OBP: 0.348, SLG: 0.377	B FA 91 F FA 91 C FA 92 B FA 92 X FA 93 2-2 ① F8		B FA 92 X FA 92 1-0 1B		C SL 85 C CU 75 X FA 94 0-2 ② FC4-6 1-2f		C SL 84 B FA 92 B SL 86 C SL 85 X FA 94 2-2 2B			4	0	2	0	0	0	1
Jacque Jones, L (1, 8) OBP: 0.324, SLG: 0.391	B FA 93 C FA 92 S CH 88 X CH 89 1-2 1B		B CH 86 X FA 92 1-0 ① P2		D CU 76 X FA 91 1-0 ③ L6		X CH 86 0-0 ③ G4-3			4	0	1	0	0	0	3
25 Derrek Lee, R (1, 3) OBP: 0.402, SLG: 0.492	X FA 93 0-0 ② F7		B SL 85 C SL 84 F FA 92 F FA 92 F CU 76 S FA 92 1-3 ② K			C FA 91 C FA 91 X FA 93 0-2 ① G6-3		B FA 94 B FA 93 X FA 93 2-0 ① P4		4	0	0	0	0	1	2
16 Aramis Ramirez, R (1, 5) OBP: 0.363, SLG: 0.547	B FA 92 S FA 92 X FA 92 1-1 ③ F7		X FA 92 0-0 ③ P3			F SL 84 B FA 92 S FA 93 B SL 86 X FA 93 2-2 PB 1B		C SL 82 X FA 95 0-1 ② G6-3		4	0	1	0	0	0	2
33 Daryle Ward, L (1, 9) OBP: 0.420, SLG: 0.512		C FA 91 S CH 86 X FA 92 0-2 BB 2B	B FA 92 X CH 86 1-0 ① G1-3			F CH 86 F FA 92 T CH 86 0-2 ② K		C FA 94 C CH 82 B SL 84 C FA 97 1-3 ③ K		4	0	1	0	0	2	1
Mark DeRosa, R (1, 7) OBP: 0.365, SLG: 0.421		B FA 92 B FA 92 B FA 93 2 SAFE B FA 92 4-0 ① 17 2B 2-3 BB	C SL 84 S SL 83 B FA 94 B FA 92 F FA 92 B SL 84 S SL 87 3-3 ② K			F FA 93 B SL 86 B SL 86 C SL 82 B FA 93 X SL 86 3-2 ③ G1-3 1-2			X FA 88 0-0 ① F7	3	0	0	0	1	1	1
Jason Kendall, R (1, 2) OBP: 0.298, SLG: 0.313		C FA 92 F FA 91 F FA 93 F SL 87 F SL 84 1 SAFE F FA 92 X FA 88 0-2 ② F7	C SL 84 B FA 93 F FA 92 F CH 87 X CU 77 1-2 ③ G6-3				C FA 90 B SL 83 B SL 82 X FA 91 2-1 17 1B 2B		B FA 88 C FA 89 X FA 89 1-1 ② F9	4	1	1	0	0	0	1
17 Mike Fontenot, L (1, 4) OBP: 0.341, SLG: 0.425		C FA 91 X CH 85 0-1 1-3 2B		C FA 91 X FA 91 0-1 ① F8			B FA 93 C FA 92 F CH 86 F FA 92 B CU 74 F SL 85 F CH 86 B CH 86 X SL 84 2-H 3-2 19 G5-4-3 1B		C FA 89 B FA 89 F FA 90 F SL 86 B FA 90 X FA 89 2-2 ③ G3	4	0	2	1	0	0	0
38 Carlos Zambrano, S (1, 1) OBP: 0.246, SLG: 0.354 47 Scott Eyre, L (6, 1) 19 Matt Murton, R (7, PH) OBP: 0.325, SLG: 0.367 34 Kerry Wood, R (7, 1) Bob Howry, L (8, 1)		S FA 93 S FA 93 S FA 94 0-3 ③ K		C FA 93 S CH 86 X CH 87 0-2 E5 2 FC4-6			X SL 84 0-0 ① ② G5-4-3 1-2f			2 0 1 0 0	0 0 0 0 0	0 0 0 0 0	0 0 0 0 0	1 0 0 0 0	2 0 1 0 0	2 0 1 0 0
Inning Stats	R: 0 E: 0 K: 0 S: 9 H: 1 LOB: 1 BB: 0 P: 13	R: 0 E: 0 K: 1 S: 15 H: 2 LOB: 2 BB: 1 P: 19	R: 0 E: 0 K: 1 S: 8 H: 1 LOB: 1 BB: 0 P: 11	R: 0 E: 0 K: 1 S: 9 H: 0 LOB: 0 BB: 0 P: 14	R: 0 E: 1 K: 0 S: 9 H: 0 LOB: 1 BB: 0 P: 10	R: 0 E: 0 K: 1 S: 12 H: 1 LOB: 1 BB: 0 P: 17	R: 1 E: 0 K: 0 S: 13 H: 3 LOB: 1 BB: 0 P: 20	R: 0 E: 0 K: 1 S: 6 H: 0 LOB: 0 BB: 0 P: 9	R: 0 E: 0 K: 0 S: 7 H: 0 LOB: 0 BB: 0 P: 10	1B: 4 2B: 4 3B: 0 HR: 0 SF: 0 SAC: 0 DP: 1 HBP: 0						

	AB	34
	R	1
	H	8
	RBI	1
	BB	1
	SO	5
	LOB	14

WP: 0 PB: 1 SB: 0 CS: 0 PA: 35

PITCHER	IP	WLS	BF	H	R	ER	SO	BB	IBB	HBP	BLK	WP	HR	S	P	ERA	WHIP
18 Matt Cain, R (1, 1) ERA: 3.67	7.0	W	29	8	1	1	4	1	0	0	0	0	0	75	104	1.29	1.286
38 Brian Wilson, R (8, 1) ERA:	1.0	H	3	0	0	0	1	0	0	0	0	0	0	6	9	0.00	0.000
41 Brad Hennessey, R (9, 1) ERA: 3.23	1.0	S	3	0	0	0	0	0	0	0	0	0	0	7	10	0.00	0.000

PITCHER	IP	WLS	BF	H	R	ER	SO	BB	IBB	HBP	BLK	WP	HR	S	P	ERA	WHIP

Batter	1	2	3	4	5	6	7	8	9	AB	R	H	RBI	BB	SO	LOB
10 Dave Roberts, L (1, 7) OBP: 0.335, SLG: 0.372	C FA 88 B FA 91 F SI 90 X FA 93 1-2 2 G4-3 2B		C FA 92 X SL 89 0-1 ① G6-3	B FC 91 F FC 92 B FA 92 C FA 91 X FA 93 2-2 1-3 2-H 3-H 1B		B FA 93 F SI 93 B SL 94 F FA 94 B CH 84 B FA 92 4-2 FC5-4 BB		C FA 90 C CH 85 B FA 92 B CH 84 C FA 92 2-3 ① K		4	0	2	2	1	1	0
Rajai Davis, R (1, 8) OBP: 0.369, SLG: 0.410	L FA 90 L CH 85 B SL 89 X SL 79 1-2 ① P3		F FA 90 C FA 90 C FA 94 0-3 ② K	C FC 90 1 SAFE X SL 90 0-1 ③ F9		B FA 88 1 SAFE B FA 89 X FA 89 2-0 ② FC5-4 2 1B 1-2f		C FA 92 B FA 90 F SL 82 C FA 91 1-3 ② K		5	0	0	0	0	2	4
2 Randy Winn, S (1, 9) OBP: 0.346, SLG: 0.413	B FA 91 C FA 91 B FA 91 X SL 83 2-1 ② G4-3 2-3		B FA 93 C FA 93 B FA 94 X CH 85 2-1 1B		C FA 90 B FA 88 F CH 82 F FA 91 B FA 91 F FA 93 F FA 93 X SL 86 2-2 B1-3 1B	X FA 90 0-0 1-3 1B		B FA 90 B FA 91 X FA 92 2-0 ③ F7		5	0	3	0	0	0	1
Ryan Klesko, L (1, 3) OBP: 0.355, SLG: 0.424	B SI 91 F FA 92 B FA 92 X FC 91 2-1 ③ G6-3		1 SAFE B FA 93 C FA 92 F FC 90 T FA 95 1-2 ③ K		B FA 90 F FA 89 1 SAFE X FA 90 1-1 ① L7	X SL 82 0-0 ③ G4-3				4	0	0	0	0	1	5
Ray Durham, S (1, 4) OBP: 0.302, SLG: 0.354		B CH 87 X SI 89 1-0 E6 HBP		B CH 82 F FC 88 C FA 93 F FA 94 F SL 83 F FA 94 B FA 93 B SL 92 F FA 93 4-2 B FA 95 FC6-4 BB	X FA 89 0-0 ② B1-3 1-2		B FA 92 B SL 89 X FA 92 2-0 ① P6			3	0	0	0	1	0	1
Rich Aurilia, R (1, 5) OBP: 0.298, SLG: 0.369 38 Brian Wilson, R (8, 1) 41 Brad Hennessey, R (9, 1)		H CH 87 1-0 1-2 HBP		1 SAFE F FA 91 X FA 91 0-1 ① FC6-4 18 BB 13 BB 10 1B 1-2f	C FA 89 C FA 89 C SL 79 0-3 ③		B FA 93 X FA 93 1-0 ② F9			3 0 0	1 0 0	0 0 0	0 0 0	1 0 0	2 0 0	2 0 0
13 Omar Vizquel, S (1, 6) OBP: 0.307, SLG: 0.306		C FA 88 F FA 89 D SL 82 X CH 83 1-2 ① L3		C SI 91 B SI 90 D SL 84 1 SAFE B FA 90 B SI 91 4-1 18 BB 10 1B 1-2 BB		B CH 86 X SL 87 1-0 ① F8	B CU 75 B FA 92 B FA 92 B FA 91 4-0 39 2B BB			2	1	0	0	2	0	2
39 Guillermo Rodriguez, R (1, 2) OBP: 0.351, SLG: 0.369		C FA 89 2 SAFE F FC 90 F FA 91 X SL 81 0-2 ② P6		X FA 90 0-0 ② F6		C SL 85 X FA 88 0-1 18 HR 2B	C SL 81 S SL 82 X SL 82 0-2 1-3 2B			4	1	2	0	0	0	4
18 Matt Cain, R (1, 1) OBP: 0.125, SLG: 0.217 Pedro Feliz, R (7, PH) OBP: 0.291, SLG: 0.414 (8, 5)		S SL 88 B FA 90 F FA 90 S FA 92 1-3 ③ K		M FA 88 B FA 88 F FA 90 B FA 91 B FA 91 B SL 90 4-2 10 1B 1-2 2-3 BB		F FA 88 B SL 88 X FA 89 1-1 2-H HR	S FA 94 S FA 93 B FA 93 F FA 91 F SL 82 F FA 94 S SL 82 1-3 ③ K			2 1	1 0	1 0	2 0	1 0	1 1	2 2
Inning Stats	R: 0 E: 0 K: 0 S: 10 H: 1 LOB: 1 BB: 0 P: 16	R: 0 E: 1 K: 1 S: 11 H: 0 LOB: 2 BB: 0 P: 15	R: 0 E: 0 K: 2 S: 10 H: 1 LOB: 1 BB: 0 P: 13	R: 2 E: 0 K: 0 S: 17 H: 1 LOB: 2 BB: 3 P: 31	R: 0 E: 0 K: 1 S: 12 H: 1 LOB: 1 BB: 0 P: 15	R: 2 E: 0 K: 0 S: 10 H: 3 LOB: 2 BB: 1 P: 18	R: 0 E: 0 K: 1 S: 11 H: 1 LOB: 2 BB: 1 P: 19	R: 0 E: 0 K: 2 S: 7 H: 0 LOB: 0 BB: 0 P: 12		1B: 4 2B: 3 3B: 0 HR: 1	SF: 0 SAC: 0 DP: 0 HBP: 1			WP: 0 PB: 0 SB: 0 CS: 0	PA: 39	

PITCHER		IP	WLS	BF	H	R	ER	SO	BB	IBB	HBP	BLK	WP	HR	S	P	ERA	WHIP
38 Carlos Zambrano, R ERA: 3.95	(1, 1)	5.1	L	28	6	4	4	4	4	0	1	0	0	1	67	103	6.75	1.875
47 Scott Eyre, L ERA: 5.27	(6, 1)	0.2		3	1	0	0	0	0	0	0	0	0	0	3	5	0.00	1.500
34 Kerry Wood, R ERA: 3.52	(7, 1)	1.0		5	1	0	0	1	1	0	0	0	0	0	11	19	0.00	2.000
Bob Howry, R ERA: 3.9	(8, 1)	1.0		3	0	0	0	2	0	0	0	0	0	0	7	12	0.00	0.000

PITCHER	IP	WLS	BF	H	R	ER	SO	BB	IBB	HBP	BLK	WP	HR	S	P	ERA	WHIP

BOTTOM

Chicago Cubs @ San Francisco Giants

AT&T Park, San Francisco, CA

Thu Aug 23 2007, 12:35 PM PDT

Att. 41,558 - Sunny - 68 F

livebaseballscorecards.com

AB	33
R	4
H	8
RBI	4
BB	5
SO	7
LOB	23

Batter	1	2	3	4	5	6	7	8	9	AB	R	H	RBI	BB	SO	LOB
2 Ryan Theriot, R (1, 6) OBP: 0.349, SLG: 0.375	F FA 88 B FA 88 B CH 78 F FA 88 B FA 91 F FA 90 F FA 89 B FA 90 4-2 G3 25 1B BB	C FA 90 B SL 84 X FA 90 1-1 ③ F7			C FA 90 X FA 91 0-1 ③ F9		C FA 97 C FA 98 S FA 98 0-3 ③ K		X FA 95 0-0 25 G3-2-3 1B 1-2 2-3 3-H 1B	4	1	1	1	1	1	2
Jacque Jones, L (1, 9) OBP: 0.330, SLG: 0.400	1 SAFE 1 SAFE C FA 88 B FA 88 X CH 77 1-1 ① G3 1-2		B FA 89 B CH 74 C FA 88 S FA 89 X FA 90 2-2 16 G6-4-3 1B			F FA 90 B CH 78 X CH 78 1-1 25 F8 16 SF7 2B		C FA 94 B FA 93 S CH 82 B SL 81 B SL 80 X CH 82 3-2 25 G5-4-3 1B	F CH 86 B FA 96 D FA 95 B CH 87 X FA 94 3-1 25 G3-2-3 1-2 2-3 3-H 1B	5	1	4	1	0	0	1
25 Derrek Lee, R (1, 3) OBP: 0.400, SLG: 0.489	B FA 89 F FA 90 B FA 88 B FC 90 F FA 89 X FA 91 3-2 1B 1B 2-H 1B		B FA 90 B CH 79 C FA 90 1 SAFE B FA 88 X FA 89 3-1 ① F9			B FA 89 F FA 90 F FA 88 X FA 90 1-2 ① F8 2-3		X FA 95 0-0 ① ② G5-4-3 1-2f	F FA 93 B FA 95 X CU 78 1-1 ① ② G3-2-3 1-2 2-3 3-Hf	5	1	1	1	0	0	6
16 Aramis Ramirez, R (1, 5) OBP: 0.361, SLG: 0.547	C FA 90 F CH 72 B SL 82 1 SAFE S FA 88 1-3 ② K		B FA 90 X SL 82 1-0 ② ③ G6-4-3 1-2f			B FA 90 F SL 83 B FA 89 X FA 89 2-1 ② SF7 3-H		C FA 97 B FA 97 S FA 97 B FA 94 F SL 83 B FA 97 F SL 82 X FA 97 3-2 2B	X CU 79 0-0 ③ G4-3	4	0	1	1	0	1	4
Cliff Floyd, L (1, 7) OBP: 0.361, SLG: 0.380 Bob Howry, L (8, 1) 43 Michael Wuertz, R (9, 1) 46 Ryan Dempster, R (9, 1)	F FA 89 F FA 88 1 SAFE B SL 82 B FA 89 X FA 89 2-2 1B 1-2 1B			X FA 89 0-0 ① P1		C FA 90 X FA 89 0-2 ③ G1-3		B FA 94 F SL 79 C SL 81 X FA 96 1-2 ③ G3		4 0 0 0	0 0 0 0	1 0 0 0	0 0 0 0	0 0 0 0	0 0 0 0	1 0 0 0
Mark DeRosa, R (1, 4) OBP: 0.368, SLG: 0.427	C FA 88 F FA 90 B FA 88 X SL 84 1-2 1-2 2-H 1B			B FA 90 C SL 72 B SL 86 F FA 90 X FA 92 2-2 ② F9			B SL 83 X FA 90 1-0 1B 33 G1-2-3 2B		X FA 94 0-0 1B 20 WP 1B	4	1	3	1	0	0	0
Jason Kendall, R (1, 2) OBP: 0.300, SLG: 0.315	C FA 88 B FA 90 S FA 89 F FA 92 B FA 89 B FA 90 X FA 91 3-2 ③ G5-3			C FA 90 C SL 85 F FA 93 X SL 84 0-2 ③ G3			F SL 83 B FA 88 B SL 84 B SL 83 L FA 90 X SL 82 3-2 33 G1-2-3 20 BB 2-3 1B		X FA 94 0-0 1B 20 WP 2 1B 1-3 1B	4	1	2	0	0	0	2
20 Felix Pie, L (1, 8) OBP: 0.272, SLG: 0.340		X FA 88 0-0 ① G6-3			X FA 90 0-0 ① B4		B SL 78 C CU 77 1 SAFE B FA 96 C SL 79 F FA 96 F SL 81 B CU 82 B SL 79 4-2 33 G1-2-3 1-2 BB		S FA 96 S FA 96 B FA 96 F FA 94 B SL 80 B FA 95 B FA 94 4-2 2 1B 1B 1B 1-2 3-H BB	2	1	0	0	2	0	0
45 Sean Marshall, L (1, 1) OBP: 0.107, SLG: 0.111 33 Daryle Ward, L (7, PH) OBP: 0.416, SLG: 0.506 49 Carlos Marmol, R (7, 1) Craig Monroe, R (8, 7) OBP: 0.266, SLG: 0.375		C FA 88 F FA 89 S SL 83 0-3 ② K			C FA 89 F FA 89 B FA 88 X SL 83 1-2 ② G3-1		B CH 83 X CH 83 1-0 ① ② G1-2-3 1-2 2-3 3-Hf		C FA 95 B CU 78 F FA 94 D CU 81 X FA 95 2-2 2 1B 1B 25 G3-2-3 1-2 2-3 1B	2 1 0 1	0 0 0 0	0 0 0 1	0 0 0 0	1 0 0 0	0 0 0 0	0 3 0 0
Inning Stats	R: 2 E: 0 K: 1 S: 22 H: 3 LOB: 2 BB: 1 P: 37	R: 0 E: 0 K: 1 S: 6 H: 0 LOB: 0 BB: 0 P: 7	R: 0 E: 0 K: 0 S: 6 H: 1 LOB: 0 BB: 0 P: 12	R: 0 E: 0 K: 0 S: 8 H: 0 LOB: 0 BB: 0 P: 10	R: 0 E: 0 K: 0 S: 6 H: 0 LOB: 0 BB: 0 P: 7	R: 1 E: 0 K: 0 S: 10 H: 1 LOB: 0 BB: 0 P: 14	R: 0 E: 0 K: 1 S: 12 H: 2 LOB: 2 BB: 1 P: 21	R: 0 E: 0 K: 0 S: 12 H: 2 LOB: 1 BB: 0 P: 19	R: 3 E: 0 K: 0 S: 14 H: 5 LOB: 2 BB: 1 P: 24	1B: 11 2B: 3 3B: 0 HR: 0 SF: 1 SAC: 0 DP: 4 HBP: 0						

PITCHER		IP	WLS	BF	H	R	ER	SO	BB	IBB	HBP	BLK	WP	HR	S	P	ERA	WHIP
44 Micah Owings, R ERA: 4.69	(1, 1)	6.0	L	25	7	3	3	2	1	0	0	0	0	0	62	95	4.50	1.333
37 Juan Cruz, R ERA: 2.88	(7, 1)	2.0		7	2	0	0	1	1	0	0	0	0	0	20	32	0.00	1.500
Dustin Nippert, R ERA: 5.86	(9, 1)	1.0		8	5	3	3	0	1	0	0	0	1	0	14	24	27.00	6.000

PITCHER	IP	WLS	BF	H	R	ER	SO	BB	IBB	HBP	BLK	WP	HR	S	P	ERA	WHIP

TOP

Chicago Cubs @ Arizona Diamondbacks

Chase Field, Phoenix, AZ

Fri Aug 24 2007, 6:40 PM MST
Att. 36,681 - Roof Closed - 78 F

livebaseballscorecards.com

AB	36
R	6
H	14
RBI	5
BB	3
SO	3
LOB	19

BOTTOM

Chicago Cubs @ Arizona Diamondbacks

Chase Field, Phoenix, AZ

Fri Aug 24 2007, 6:40 PM MST

Att. 36,681 - Roof Closed - 78 F

livebaseballscorecards.com

Batter	1	2	3	4	5	6	7	8	9	AB	R	H	RBI	BB	SO	LOB
24 Chris Young, R (1, 8) OBP: 0.289, SLG: 0.466	0-1 F7		4-1 BB, 1 CS			3-3 K		1-3 K		3	0	0	0	1	2	1
1 Orlando Hudson, S (1, 4) OBP: 0.381, SLG: 0.445	1-0 F9		1 SAFE, 0-0 CS, 1-2	1-3 K		0-1 L5			0-3 K	4	0	0	0	0	2	0
22 Eric Byrnes, R (1, 7) OBP: 0.366, SLG: 0.484	1-0 F7			2-2 L5			0-2 F8		4-2 BB, 34 2B, 19 SF7	3	1	0	0	1	0	0
34 Conor Jackson, R (1, 3) OBP: 0.364, SLG: 0.431		0-3 K		0-2 P1			3-1 1B		0-1 2B, 1-3	4	0	2	0	0	1	0
19 Chris Snyder, R (1, 2) OBP: 0.332, SLG: 0.442		2-2 G6-3			2-0 2B, 27 WP, 10 FC6-2		1-1 F7		2-1 SF7, 3-H	3	0	1	1	0	0	1
27 Mark Reynolds, R (1, 5) OBP: 0.331, SLG: 0.479		2-0 F7			2-3 K, 2-3		2-3 K		4-0 BB	3	0	0	0	1	2	2
10 Justin Upton, R (1, 9) OBP: 0.264, SLG: 0.388			1-1 G5-3		1-1 FC6-2, 3-H			2-3 K	1-2 F9	4	0	0	0	0	1	3
6 Stephen Drew, L (1, 6) OBP: 0.301, SLG: 0.362			3-2 G4-3		1 SAFE, 1 SAFE, 1 SAFE, 2-1 F9			4-2 BB		2	0	0	0	1	0	1
44 Micah Owings, R (1, 1) OBP: 0.306, SLG: 0.630			0-0 HR			0-3 K2-3				2	1	1	1	0	1	0
37 Juan Cruz, R (7, 1)										0	0	0	0	0	0	0
Tony Clark, S (8, PH) OBP: 0.280, SLG: 0.456								2-2 P5		1	0	0	0	0	0	1
Dustin Nippert, R (9, 1)										0	0	0	0	0	0	0

Totals	
AB	29
R	2
H	4
RBI	2
BB	4
SO	9
LOB	9

Inning Stats

Inning	R	E	K	S	H	LOB	BB	P
1	0	0	0	4	0	0	0	6
2	0	0	1	7	0	0	0	11
3	1	0	0	8	1	0	1	16
4	0	0	1	11	0	0	0	14
5	0	0	1	8	1	1	0	15
6	0	0	2	8	0	0	0	11
7	0	0	1	10	1	1	0	16
8	0	0	2	14	0	1	1	23
9	1	0	1	12	1	2	2	23

1B: 1 SF: 1
2B: 2 SAC: 0
3B: 0 DP: 0
HR: 1 HBP: 0

WP: 1 PA: 35
PB: 0
SB: 0
CS: 1

PITCHER		IP	WLS	BF	H	R	ER	SO	BB	IBB	HBP	BLK	WP	HR	S	P	ERA	WHIP
45 Sean Marshall, L (ERA: 4.04)	(1, 1)	6.0	W	20	2	1	1	5	1	0	0	0	1	1	46	73	1.50	0.500
49 Carlos Marmol, R (ERA: 1.58)	(7, 1)	1.0	H	4	1	0	0	1	0	0	0	0	0	0	10	16	0.00	1.000
Bob Howry, R (ERA: 3.84)	(8, 1)	1.0	H	4	0	0	0	2	1	0	0	0	0	0	14	23	0.00	1.000
43 Michael Wuertz, R (ERA: 3.75)	(9, 1)	0.2		5	1	1	1	1	2	0	0	0	0	0	9	19	13.50	4.500
46 Ryan Dempster, R (ERA: 3.24)	(9, 1)	0.1	S	1	0	0	0	0	0	0	0	0	0	0	3	4	0.00	0.000

PITCHER	IP	WLS	BF	H	R	ER	SO	BB	IBB	HBP	BLK	WP	HR	S	P	ERA	WHIP

Chicago Cubs @ Arizona Diamondbacks

Chase Field, Phoenix, AZ

Sat Aug 25 2007, 6:40 PM MST
Att. 46,175 - Roof Closed - 75 F

TOP

livebaseballscorecards.com

Batter	1	2	3	4	5	6	7	8	9	AB	R	H	RBI	BB	SO	LOB
2 Ryan Theriot, R (1, 6) OBP: 0.348, SLG: 0.374	B FA 84 C FA 84 X CH 77 1-1 P4 ①		C CH 78 D CH 80 X FC 82 1-1 G4-3 ③			C CU 68 X CH 78 0-1 25 BB 16 1B 1B		B FA 92 C FA 92 X FA 93 1-1 F9 ①		4	1	1	0	0	0	1
Jason Kendall, R (1, 2) OBP: 0.299, SLG: 0.315	B FA 84 C FA 83 B FA 86 X FA 85 2-1 G5-3 ②			B FA 84 C FA 83 X FC 83 1-1 25 FC5-4 1B		1 SAFE 1 SAFE B FC 82 C FC 82 F FC 82 C FA 87 1-3 K ②		B FA 92 B FA 92 C FA 92 S FA 93 F FA 94 F FA 93 F FA 93 S FA 90 2-3 K ②		4	0	1	0	0	2	1
25 Derrek Lee, R (1, 3) OBP: 0.401, SLG: 0.488	B FA 86 B FA 85 C FA 85 B FA 85 F FA 84 F FC 83 C FC 82 3-3 K ③			X CU 67 0-0 FC5-4 ① 1-2f		C FC 82 B FC 81 B FA 86 F FC 82 1 SAFE F CU 70 B FC 79 1 SAFE F CU 68 4-2 B FC 83 16 1B 1-2 BB		F FA 93 X FA 93 0-1 16 BB 1B		3	0	1	0	1	1	1
16 Aramis Ramirez, R (1, 5) OBP: 0.362, SLG: 0.545		F FC 81 C FC 83 B FC 82 S CU 69 1-3 K ①		D CU 68 B FC 82 C FC 82 T CU 69 1 SAFE 1 SAFE S CU 70 2-3 K ②		C FC 80 X FC 83 0-1 1-2 2-H 1B		B FA 92 B FA 93 F FA 93 B FA 94 B FA 94 4-1 1-2 BB		3	0	1	1	1	2	1
Craig Monroe, R (1, 9) OBP: 0.263, SLG: 0.371		B FC 82 B FC 82 F FA 86 F CU 68 X FC 82 2-2 G5-3 ②		F CH 66 X CH 74 0-1 F8 ③		F FC 81 B CU 71 X FC 83 1-1 F8 ③		B CU 77 F FA 92 F CU 76 C FC 90 1-3 K ③		4	0	0	0	0	1	5
Mark DeRosa, R (1, 4) OBP: 0.365, SLG: 0.423		C FA 85 B FC 80 S CU 68 B FA 87 F FC 84 B CU 70 X FA 85 3-2 G6-3 ③			B CH 77 B CH 77 B FC 82 C FA 84 C FC 81 S CH 79 3-3 K ①		X FA 83 0-0 F9 ①		C B F B F S 2-3 K ①	4	0	0	0	0	2	0
19 Matt Murton, R (1, 7) OBP: 0.333, SLG: 0.380			F FA 85 B FA 85 B CU 67 F FC 83 B FC 80 X FC 81 3-2 G3 2B		C CU 67 S CU 70 B FA 88 X CU 70 1-2 G4-6-3 1B		X FC 81 0-0 WP 1B		C FA 96 B FS 88 B CH 87 C FA 96 F FA 97 F FA 96 S FA 96 2-3 K ②	4	0	3	0	0	1	0
Jacque Jones, L (1, 8) OBP: 0.326, SLG: 0.395			B FA 84 B FC 81 C FA 84 S FC 83 D FC 80 X FC 83 3-2 G3 ① 2-3		C FC 83 1 SAFE 1 SAFE B FA 86 X FC 82 1-1 G4-6-3 ②③ 1-2f		S FC 82 S CU 70 B FA 84 B FC 82 1 SAFE S CU 71 2-3 K ② 1-2		X FA 95 0-0 G5-3 ③	4	0	0	0	0	1	3
30 Ted Lilly, L (1, 1) OBP: 0.148, SLG: 0.133			B FC 82 L FC 83 C CU 69 S CU 69 1-3 K ②			C FA 84 C FC 80 C FA 88 0-3 K ①	B CU 69 X FC 82 1-0 P5 ③			2	0	0	0	0	2	1
Cliff Floyd, L (7, PH) OBP: 0.359, SLG: 0.378										1	0	0	0	0	0	1
34 Kerry Wood, R (7, 1)										0	0	0	0	0	0	0
47 Scott Eyre, L (7, 1)										0	0	0	0	0	0	0
43 Michael Wuertz, R (8, 1)										0	0	0	0	0	0	0
Inning Stats	R: 0 E: 0 K: 1 S: 8 H: 0 LOB: 0 BB: 0 P: 14	R: 0 E: 0 K: 1 S: 10 H: 0 LOB: 0 BB: 0 P: 16	R: 0 E: 0 K: 1 S: 11 H: 1 LOB: 1 BB: 0 P: 19	R: 0 E: 0 K: 1 S: 8 H: 1 LOB: 1 BB: 0 P: 11	R: 0 E: 0 K: 1 S: 8 H: 1 LOB: 0 BB: 0 P: 13	R: 1 E: 0 K: 2 S: 16 H: 2 LOB: 2 BB: 1 P: 22	R: 0 E: 0 K: 1 S: 6 H: 1 LOB: 1 BB: 0 P: 9	R: 0 E: 0 K: 2 S: 14 H: 1 LOB: 2 BB: 1 P: 22	R: 0 E: 0 K: 2 S: 10 H: 0 LOB: 0 BB: 0 P: 14	1B: 6 2B: 1 3B: 0 HR: 0		SF: 0 SAC: 0 DP: 1 HBP: 0			WP: 1 PB: 0 SB: 0 CS: 0	PA: 35	

	AB	33
	R	1
	H	7
	RBI	1
	BB	2
	SO	12
	LOB	14

PITCHER		IP	WLS	BF	H	R	ER	SO	BB	IBB	HBP	BLK	WP	HR	S	P	ERA	WHIP
49 Doug Davis, L ERA: 4.09	(1, 1)	7.0	W	27	6	1	1	8	1	0	0	0	1	0	67	104	1.29	1.000
Brandon Lyon, R ERA: 2.59	(8, 1)	1.0	H	5	1	0	0	2	1	0	0	0	0	0	14	22	0.00	2.000
Jose Valverde, R ERA: 2.7	(9, 1)	1.0	S	3	0	0	0	2	0	0	0	0	0	0	10	14	0.00	0.000

PITCHER	IP	WLS	BF	H	R	ER	SO	BB	IBB	HBP	BLK	WP	HR	S	P	ERA	WHIP

Batter	1	2	3	4	5	6	7	8	9	AB	R	H	RBI	BB	SO	LOB
24 Chris Young, R (1, 8) OBP: 0.286, SLG: 0.462	C FA 88 S CU 70 B CU 70 B CU 71 C FA 88 2-3 ① K			F CH 79 B CH 78 F B S 2-3 ① K		B FC 82 F FC 82 C FA 89 F CU 71 F FA 90 F FC 83 F FA 90 X CH 79 1-2 ① P4		B SL 87 B SL 86 F FA 91 C SL 86 X SL 88 2-2 ② G5-3		4	0	0	0	0	2	0
1 Orlando Hudson, S (1, 4) OBP: 0.380, SLG: 0.445	F FA 89 C CU 71 X CU 70 0-2 ② L6			C C F FA 91 X FA 90 0-2 ② F9		B FA 90 B FA 89 X FC 82 2-0 ② L6		X FA 91 0-0 34 WP 2B		4	0	1	0	0	0	0
22 Eric Byrnes, R (1, 7) OBP: 0.367, SLG: 0.483	C CU 71 B CU 72 C FA 89 F CU 72 B FA 90 X FC 83 2-2 ③ G5-3			B CH 78 C CH 78 X 1-1 34 HR 1B		C FC 82 C CU 71 B CU 65 B CU 71 B CU 71 F FC 82 C FA 91 3-3 ③ K		F SL 85 S SL 86 D SL 87 B SL 86 B FA 92 D SL 86 4-2 BB		3	1	1	0	1	1	0
34 Conor Jackson, R (1, 3) OBP: 0.363, SLG: 0.438 Jose Valverde, R (9, 1)		C CH 79 B CU 68 C FA 87 C FA 88 1-3 ① K		1 SAFE C FA 90 B CU 72 B FA 90 F FC 83 X FA 91 2-2 1-H HR			B FA 93 X FA 94 1-0 ① G6-3	S SL 86 B SL 86 C SL 85 B SL 86 D SL 87 S SL 86 3-3 2-3 ③ K		4 0	1 0	1 0	2 0	0 0	2 0	2 0
19 Chris Snyder, R (1, 2) OBP: 0.332, SLG: 0.441		B FA 88 B SL 82 B FA 88 C FA 86 X SL 81 3-1 ② L6		B CH 79 B CH 78 C FA 90 F FC 83 S FA 89 2-3 ③ K			C FA 93 B SL 81 B SL 82 B FA 94 X FA 93 3-1 10 2B G5-3 1B			3	1	1	0	0	1	0
Jeff Cirillo, R (1, 5) OBP: 0.317, SLG: 0.371		C FA 87 B CU 71 S FA 88 B CU 71 F FC 84 F CU 70 B FA 89 C FA 89 3-3 ③ K			C FA 85 F FC 81 X FA 87 0-2 ① F8		B FA 92 1 SAFE B FA 93 B FA 93 C FA 90 X FA 93 3-1 1-2 ② G5-3			3	0	0	0	0	1	1
10 Justin Upton, R (1, 9) OBP: 0.280, SLG: 0.414			X FA 87 0-0 6 G1-6-3 1B		X FA 88 0-0 ② F8		C SL 82 B FA 94 F SL 83 X FA 94 1-2 2-H 2B			3	0	2	1	0	0	0
6 Stephen Drew, L (1, 6) OBP: 0.302, SLG: 0.362			1 SAFE X FA 87 0-0 ① ② G1-6-3 1-2f		C FA 87 X FA 87 0-1 1B		B SL 80 X SL 81 1-0 ③ G6-3			3	0	1	0	0	0	2
49 Doug Davis, R (1, 1) OBP: 0.087, SLG: 0.067 Brandon Lyon, R (8, 1) 27 Mark Reynolds, R (8, PH) OBP: 0.330, SLG: 0.477 Tony Clark, S (9, 3) OBP: 0.280, SLG: 0.456			S FA 87 S FA 89 S CU 72 0-3 ③ K		C FA 88 S CU 70 1 SAFE C FA 89 0-3 ③ K			S SL 87 S SL 86 S SL 87 0-3 ① K		2 0 1 0	0 0 0 0	0 0 0 0	0 0 0 0	0 0 0 0	2 0 1 0	1 0 0 0
Inning Stats	R: 0 E: 0 K: 1 S: 10 H: 0 LOB: 0 BB: 0 P: 14	R: 0 E: 0 K: 2 S: 10 H: 0 LOB: 0 BB: 0 P: 17	R: 0 E: 0 K: 1 S: 5 H: 1 LOB: 0 BB: 0 P: 5	R: 2 E: 0 K: 2 S: 15 H: 2 LOB: 0 BB: 0 P: 22	R: 0 E: 0 K: 1 S: 9 H: 1 LOB: 1 BB: 0 P: 9	R: 0 E: 0 K: 1 S: 12 H: 0 LOB: 0 BB: 0 P: 18	R: 1 E: 0 K: 0 S: 9 H: 2 LOB: 1 BB: 0 P: 18	R: 0 E: 0 K: 2 S: 12 H: 1 LOB: 2 BB: 1 P: 21		1B: 4 2B: 2 3B: 0 HR: 1 SF: 0 SAC: 0 DP: 1 HBP: 0						

PITCHER		IP	WLS	BF	H	R	ER	SO	BB	IBB	HBP	BLK	WP	HR	S	P	ERA	WHIP
30 Ted Lilly, L ERA: 3.85	(1, 1)	6.0	L	21	4	2	2	8	0	0	0	0	0	1	61	85	3.00	0.667
34 Kerry Wood, R ERA: 4.32	(7, 1)	0.2		4	2	1	1	0	0	0	0	0	0	0	8	16	13.50	3.000
47 Scott Eyre, L ERA: 5.23	(7, 1)	0.1		1	0	0	0	0	0	0	0	0	0	0	1	2	0.00	0.000
43 Michael Wuertz, R ERA: 3.68	(8, 1)	1.0		5	1	0	0	2	1	0	0	0	1	0	12	21	0.00	2.000

PITCHER	IP	WLS	BF	H	R	ER	SO	BB	IBB	HBP	BLK	WP	HR	S	P	ERA	WHIP

BOTTOM

Chicago Cubs @ Arizona Diamondbacks

Chase Field, Phoenix, AZ

Sat Aug 25 2007, 6:40 PM MST
Att. 46,175 - Roof Closed - 75 F

livebaseballscorecards.com

AB	30
R	3
H	7
RBI	3
BB	1
SO	10
LOB	6

Chicago Cubs @ Arizona Diamondbacks

Chase Field, Phoenix, AZ

Sun Aug 26 2007, 1:40 PM MST

Att. 38,940 - Roof Closed - 74 F

livebaseballscorecards.com

Batter	1	2	3	4	5	6	7	8	9	AB	R	H	RBI	BB	SO	LOB
2 Ryan Theriot, R (1, 6) OBP: 0.351, SLG: 0.376	B FA 87 F FA 88 B CH 78 B FA 87 B FA 87 4-1 E E BB	B FA 88 B FA 88 2 SAFE F FA 88 X FA 88 2-1 ③ F8		X FA 89 0-0 ③ G1-3			F FA 97 X FA 96 0-1 2B		B FA 94 B FA 92 F FA 93 B FA 94 B FA 96 4-1 BB	3	1	1	0	2	0	3
Jacque Jones, L (1, 8) OBP: 0.325, SLG: 0.393	1 SAFE B FA 87 F FA 87 F FA 88 X SL 82 1-2 E6 16 G6-3 1-H 1B		C FA 86 B SL 82 S CH 80 F FA 88 F FA 88 X FA 88 1-2 ① G5-3		B CH 87 S CH 81 F FA 91 X CU 74 1-2 ① G3		B FA 96 B FA 95 X FA 96 2-0 ② L9		B CH 85 F FA 94 S CH 84 X FS 84 1-2 ③ G3-1	5	1	1	0	0	0	3
25 Derrek Lee, R (1, 3) OBP: 0.400, SLG: 0.492	X FA 88 0-0 ① P6		X FA 88 0-0 IHR		B FC 88 S CH 82 S SL 84 B FA 91 X SL 85 2-2 ② G4-3		B SL 89 C SL 86 C FA 89 B FA 96 X FA 96 2-2 ③ G1-3			4	1	1	1	0	0	2
16 Aramis Ramirez, R (1, 5) OBP: 0.359, SLG: 0.539	F SL 81 F FA 89 B SL 78 B FA 88 X SL 82 2-2 ② G6-3 3-H		C CH 78 S FA 88 B SL 78 X SL 81 1-2 ② P4		C FA 93 B FC 88 F CH 83 B SL 85 X SL 84 2-2 ③ G6-3			C FA 92 B CU 76 X FA 93 1-1 ① F9		4	0	0	1	0	0	0
Cliff Floyd, L (1, 7) OBP: 0.362, SLG: 0.393	C FA 87 S FA 84 B FA 87 X FA 82 1-2 HR		X FA 88 0-0 ③ P2			B CH 85 B CH 80 C SI 90 X SI 90 2-1 24 FC5-4 1B		C FA 93 F FA 92 X FA 93 0-2 ② G1-3		4	1	2	1	0	0	0
Craig Monroe, R (1, 9) OBP: 0.263, SLG: 0.372	C FA 89 X FA 89 0-1 ③ F7			B SL 81 X FA 87 1-0 SH1-3 2B		B FC 87 B CH 81 F SI 90 C FA 91 X CH 84 2-2 ① P3		X FA 92 0-0 ③ G1-3		4	0	1	0	0	0	1
17 Mike Fontenot, L (1, 4) OBP: 0.344, SLG: 0.424		C FA 86 B CH 80 X FA 87 1-1 ① F8		B FA 87 B FA 88 B FA 87 B FA 87 4-0 SH1-3 BB		C FA 90 B FA 92 S SI 91 F FA 94 1 SAFE F CH 83 B CH 82 X CH 84 2-2 ② F8			C FA 93 X FA 93 0-1 33 CS 1B 1B	3	0	1	0	1	0	1
24 Henry Blanco, R (1, 2) OBP: 0.238, SLG: 0.282 49 Carlos Marmol, R (6, 1) Bob Howry, L (8, 1) 33 Daryle Ward, L (9, PH) OBP: 0.422, SLG: 0.512 20 Felix Pie, L (9, PR) OBP: 0.272, SLG: 0.340	B FA 87 B CH 84 X FA 87 2-0 2B		B FA 87 X FA 88 1-0 ① F8		C FA 92 B FA 92 1 SAFE S CH 84 B FC 86 X FA 93 2-2 ③ FC5-4 1-2f			F CH 85 S FA 95 X FA 96 0-2 CS 1-2 1B		3 0 0 1 0	0 0 0 0 0	1 0 0 1 0	0 0 0 0 0	0 0 0 0 0	3 0 0 0 0
Jason Marquis, L (1, 1) OBP: 0.167, SLG: 0.254 Jason Kendall, R (6, 2) OBP: 0.298, SLG: 0.313	S FA 88 X CH 80 0-1 ② P2		M FA 87 X CU 73 0-1 ② SH1-3 1-2 2-3			C FA 95 X FA 96 0-1 ① F8			B FA 96 L FA 95 B FA 95 L FA 96 B FA 96 F FA 95 F FA 95 S FA 96 3-3 ① ② K 1-2 2-3	1 2	0 0	0 0	0 0	0 1	0 2	1 2

Inning Stats										
	R: 3 E: 2 K: 0 S: 13	H: 2 LOB: 0 BB: 1 P: 21	R: 0 E: 0 K: 0 S: 7	H: 1 LOB: 1 BB: 0 P: 12	R: 1 E: 0 K: 0 S: 10	H: 1 LOB: 0 BB: 0 P: 12	R: 0 E: 0 K: 0 S: 5	H: 1 LOB: 2 BB: 1 P: 11	R: 0 E: 0 K: 0 S: 9	H: 0 LOB: 0 BB: 0 P: 14
	R: 0 E: 0 K: 0 S: 13	H: 1 LOB: 1 BB: 0 P: 21	R: 0 E: 0 K: 0 S: 8	H: 1 LOB: 1 BB: 0 P: 12	R: 0 E: 0 K: 0 S: 6	H: 0 LOB: 0 BB: 0 P: 7	R: 0 E: 0 K: 1 S: 14	H: 2 LOB: 2 BB: 1 P: 22	1B: 4 2B: 4 3B: 0 HR: 2	SF: 0 SAC: 1 DP: 1 HBP: 0

WP: 0 PA: 38
PB: 0
SB: 0
CS: 2

PITCHER		IP	WLS	BF	H	R	ER	SO	BB	IBB	HBP	BLK	WP	HR	S	P	ERA	WHIP
50 Yusmeiro Petit, R ERA: 5.48	(1, 1)	4.0		19	5	4	4	0	2	0	0	0	0	1	35	56	9.00	1.750
31 Edgar Gonzalez, R ERA: 5.2	(5, 1)	2.0	W	7	1	0	0	0	0	0	0	0	0	0	22	35	0.00	0.500
56 Ramon Pena, R ERA: 2.78	(7, 1)	1.0	H	4	1	0	0	0	0	0	0	0	0	0	8	12	0.00	1.000
Brandon Lyon, R ERA: 2.55	(8, 1)	1.0	H	3	0	0	0	0	0	0	0	0	0	0	6	7	0.00	0.000
Jose Valverde, R ERA: 2.65	(9, 1)	1.0	S	5	2	0	0	1	1	0	0	0	0	0	14	22	0.00	3.000

PITCHER		IP	WLS	BF	H	R	ER	SO	BB	IBB	HBP	BLK	WP	HR	S	P	ERA	WHIP

TOP

AB	34
R	4
H	9
RBI	3
BB	3
SO	1
LOB	16

Batter	1	2	3	4	5	6	7	8	9	AB	R	H	RBI	BB	SO	LOB
24 Chris Young, R (1, 8) OBP: 0.288, SLG: 0.476	C SI 90 F SI 91 X SI 91 0-2 HR	D SL 87 B SL 85 F FA 91 B SI 91 X FA 92 3-1 1-H 2-H HR		B SL 87 C FA 91 B SI 91 S FA 86 S CH 82 2-3 ② K			B SL 81 F FA 92 S FA 94 S SL 82 1-3 ① K			4	2	2	4	0	2	2
1 Orlando Hudson, S (1, 4) OBP: 0.379, SLG: 0.443	B FA 90 C FA 90 B FA 86 B SI 90 B SI 89 4-1 22 G6-4-3 BB	B FA 89 F FA 89 S CH 82 B FA 91 F CH 81 S SL 85 2-3 ③ K		B FA 90 B FA 89 F FA 89 F FA 89 C FA 85 2-3 ③ K			C SL 80 B FA 94 F FA 92 B SL 81 S SL 82 2-3 ② K			3	0	0	0	1	3	2
22 Eric Byrnes, R (1, 7) OBP: 0.367, SLG: 0.482	B FA 85 X SI 90 1-0 ① ② G6-4-3 1-2f		F SI 90 C FA 89 B FA 85 F FA 85 F SI 89 F FA 85 F CH 82 X CH 83 1-2 34 S 1B		C CU 71 X FA 89 0-1 ① P2		B SL 79 C FA 92 B FA 93 B SL 81 B FA 92 4-1 34 S BB			3	0	1	0	1	0	1
34 Conor Jackson, R (1, 3) OBP: 0.360, SLG: 0.433 Brandon Lyon, R (8, 1) Jose Valverde, R (9, 1)	B FA 92 X FA 87 1-0 ③ G4-3		1 SAFE C FA 91 B SL 86 X FA 85 1-1 ① P6 1-2		B CU 70 B SI 90 C SI 88 F SI 90 X SL 85 2-2 ② P4		B SL 80 F FA 94 F FA 93 B SL 82 X SL 80 2-2 ③ F8 1-2			4 0 0	0 0 0	0 0 0	0 0 0	0 0 0	0 0 0	2 0 0
6 Stephen Drew, L (1, 6) OBP: 0.301, SLG: 0.359		C FA 90 F FA 86 F SL 84 B FA 91 F CH 84 H FA 92 2-2 19 1B G4-3 1B HBP	F CH 82 X FA 90 0-1 ② F7		S SI 89 B FA 91 X SI 89 1-1 ③ G3-1			C FF 94 F CH 86 B FF 94 S FA 95 1-3 ① K		3	1	0	0	0	1	1
19 Chris Snyder, R (1, 2) OBP: 0.331, SLG: 0.438		1 SAFE B FA 85 X FA 85 1-0 ① G4-3 1-2	C FA 85 D CU 85 S SL 86 X FA 86 1-2 ③ L8			X FA 86 0-0 ① G5-3		F FF 95 C SL 83 F FA 94 X FA 93 0-2 BB 1B		4	0	1	0	0	0	2
Jeff Salazar, L (1, 9) OBP: 0.357, SLG: 0.425		B CH 81 X CH 81 1-0 50 FC1-5 1B 2-3 1B		B SI 88 F SI 90 F FA 90 F FA 90 B FA 84 X CH 83 2-2 44 FC2-5 BB 1B		B FA 91 F FA 88 B FA 91 F SI 88 B FA 85 F SI 89 F SI 89 B FA 89 4-2 BB		C SI 94 B FA 94 F FF 94 S FA 94 1-3 ② K		3	0	2	0	1	1	1
Jeff Cirillo, R (1, 5) OBP: 0.326, SLG: 0.373		B FA 92 X FA 92 1-0 50 FC1-5 24 HR 1-2 3-H 1B		B FA 85 B SL 84 B SI 91 B SI 89 4-0 44 FC2-5 1-2 BB		X FA 93 0-0 ② P4		B FA 94 F FF 94 S FA 95 F FA 95 B FA 94 F FA 94 B SL 83 B FA 94 4-2 1-2 BB		2	1	1	1	2	0	1
50 Yusmeiro Petit, R (1, 1) OBP: 0.071, SLG: 0.071 44 Micah Owings, R (4, PH) OBP: 0.300, SLG: 0.617 31 Edgar Gonzalez, R (5, 1) OBP: 0.188, SLG: 0.188 11 Augie Ojeda, S (6, PH) OBP: 0.299, SLG: 0.339 56 Ramon Pena, R (7, 1) OBP: 0.250, SLG: 0.250 Tony Clark, S (8, 3) OBP: 0.278, SLG: 0.453		C FA 90 X 0-1 ② FC1-5 24 HR 1-2 2-3f		X CH 83 0-0 ① FC2-5 1-2 2-3f		C FA 94 B FA 92 B SL 79 B SL 80 X FF 94 3-1 ③ P6		B FA 93 F FA 94 B FF 94 S FA 94 F FA 94 S FA 94 2-3 ③ K		1 1 0 1 0 1	1 0 0 0 0 2	0 0 0 0 0 1	0 0 0 0 0 1	0 0 0 0 0 1	0 0 0 0 0 1	2 2 0 1 0 2
Inning Stats	R: 1 E: 0 K: 0 S: 6 H: 1 LOB: 0 BB: 1 P: 12	R: 4 E: 0 K: 1 S: 15 H: 3 LOB: 0 BB: 0 P: 25	R: 0 E: 0 K: 0 S: 14 H: 1 LOB: 1 BB: 0 P: 17	R: 0 E: 0 K: 2 S: 12 H: 1 LOB: 2 BB: 1 P: 22	R: 0 E: 0 K: 0 S: 7 H: 0 LOB: 0 BB: 0 P: 10	R: 0 E: 0 K: 0 S: 8 H: 0 LOB: 1 BB: 1 P: 15	R: 0 E: 0 K: 2 S: 10 H: 0 LOB: 1 BB: 1 P: 19	R: 0 E: 0 K: 3 S: 18 H: 1 LOB: 2 BB: 1 P: 26		1B: 5 2B: 0 3B: 0 HR: 2	SF: 0 SAC: 0 DP: 1 HBP: 1	WP: 0 PB: 0 SB: 2 CS: 0	PA: 36			

PITCHER		IP	WLS	BF	H	R	ER	SO	BB	IBB	HBP	BLK	WP	HR	S	P	ERA	WHIP
Jason Marquis, R ERA: 4.26	(1, 1)	5.1	L	25	6	5	5	3	3	0	1	0	0	2	59	95	8.44	1.688
49 Carlos Marmol, R ERA: 1.53	(6, 1)	1.2		6	0	0	0	2	1	0	0	0	0	0	13	25	0.00	0.600
Bob Howry, R ERA: 3.78	(8, 1)	1.0		5	1	0	0	3	1	0	0	0	0	0	18	26	0.00	2.000

PITCHER	IP	WLS	BF	H	R	ER	SO	BB	IBB	HBP	BLK	WP	HR	S	P	ERA	WHIP

BOTTOM

Chicago Cubs @ Arizona Diamondbacks

Chase Field, Phoenix, AZ

Sun Aug 26 2007, 1:40 PM MST
Att. 38,940 - Roof Closed - 74 F

livebaseballscorecards.com

AB	30
R	5
H	7
RBI	5
BB	5
SO	8
LOB	19

Batter	1	2	3	4	5	6	7	8	9	AB	R	H	RBI	BB	SO	LOB
23 Rickie Weeks Jr., R (1, 4) OBP: 0.351, SLG: 0.380	B FA 90 B FA 90 S FA 90 C FA 90 F FA 91 B CU 74 C FA 91 3-3 ① K		F FA 90 X CU 73 0-1 ① 1 SF9 2-3 1B		F FA 91 C FA 91 H FA 91 1-2 ① 1 S 1 1B HBP		F FA 90 S FA 90 C FA 91 0-3 ③ K			3	1	1	0	0	2	1
1 Corey Hart, R (1, 9) OBP: 0.340, SLG: 0.505 (8, 8)	T FA 92 F CU 76 B FA 91 C FA 91 1-3 ② K		B FA 91 B CH 84 X FA 90 2-0 ② SF9 1-2 3-H		F FA 91 B FA 90 C CU 74 B FA 90 F FA 90 X CU 74 2-2 ① 1-H 3-H 1B			C FA 95 F FA 95 S FA 94 0-3 ① K		3	0	1	3	0	2	0
28 Prince Fielder, L (1, 3) OBP: 0.375, SLG: 0.601	F FA 92 S FA 92 S FA 90 0-3 ③ K		S CU 80 X FA 90 0-1 ③ G6-3		1 SAFE B CU 82 S CU 84 B FA 91 B FA 90 X FA 90 3-1 ③ P6			X FA 95 0-0 HBP 1B		4	0	1	0	0	1	2
8 Ryan Braun, R (1, 5) OBP: 0.377, SLG: 0.643		B FA 91 C FA 91 F CH 83 S FA 91 1-3 ① K		F FA 90 X FA 90 0-1 ① 2 G4-6-3 1B		C CU 72 B FA 90 F CU 73 F FA 90 X FA 90 1-2 ① F8		S FA 94 B FA 94 C FA 95 S FA 94 1-3 ② K		4	0	1	0	0	2	1
Kevin Mench, R (1, 7) OBP: 0.298, SLG: 0.423		C FA 92 B CU 75 X CU 75 1-1 1B		C FA 83 F FA 91 S FA 91 0-3 ① K		F FA 90 F FA 90 F FA 90 S FA 90 0-3 ② K		F FA 94 H FA 93 1-1 1-2 HBP		3	0	1	0	0	2	1
2 Bill Hall, R (1, 8) OBP: 0.317, SLG: 0.431 Gabe Gross, L (8, PH) OBP: 0.328, SLG: 0.475 (8, 9)		B FA 91 B FA 91 C FA 91 S FA 91 F FA 91 F CU 74 B FA 91 S FA 90 3-3 ② K		1 SAFE 1 SAFE 1 SAFE B FA 89 F FA 89 X CU 73 1-1 ② ③ G4-6-3 1-2f		C CU 73 S FA 90 T FA 90 0-2 ③ K		B FA 95 B FA 94 T FA 95 S FA 94 B FA 94 F FA 94 F FA 94 F FA 93 F FA 94 3-2 ③ P4		3 1	0 0	0 0	0 0	0 0	2 0	2 2
Johnny Estrada, S (1, 2) OBP: 0.298, SLG: 0.404		S FA 92 B CU 75 X FA 91 1-1 ③ P6			F CH 81 B FA 90 F FA 91 F CU 74 X FA 90 1-2 ① F8		C CU 72 T FA 89 X FA 90 0-2 ① P4		F FA 92 C CH 82 S CH 83 0-3 ① K	4	0	0	0	0	1	1
7 J.J. Hardy, R (1, 6) OBP: 0.328, SLG: 0.475			B FA 90 F FA 90 B CH 81 F CH 81 X FA 90 2-2 23 1B 37 SH3-4 1 SF9 1B		C FA 90 X CU 78 0-1 37 G6-3 1 1B 2B		C FA 84 B FA 90 F FA 89 F FA 91 B FA 90 X CU 73 2-2 37 SH3-4 1B		B SL 86 B SL 87 X FA 92 2-0 ② F9	4	2	3	0	0	0	0
37 Jeff Suppan, R (1, 1) OBP: 0.135, SLG: 0.082 Scott Linebrink, R (7, 1) 73 Seth McClung, L (7, 1) Brian Shouse, L (8, 1) Geoff Jenkins, L (9, PH) OBP: 0.331, SLG: 0.500			1 SAFE B FA 89 L FA 88 X FA 89 1-1 ① SH3-4 1-2		F FA 90 B CU 72 F FA 89 X CU 73 1-2 ② G6-3 2-3		X FA 88 0-0 ② SH3-4 1-2		S SL 87 B CH 84 F SL 87 F CH 85 B FA 93 S CH 84 2-3 ③ K	1 0 0 0 1	0 0 0 0 0	0 0 0 0 0	0 0 0 0 0	0 0 0 0 1	0 0 0 0 0	1 0 0 0 0
Inning Stats	R: 0 H: 0 E: 0 LOB: 0 K: 3 BB: 0 S: 10 P: 14	R: 0 H: 1 E: 0 LOB: 1 K: 2 BB: 0 S: 12 P: 18	R: 1 H: 2 E: 0 LOB: 1 K: 0 BB: 0 S: 10 P: 15	R: 0 H: 1 E: 0 LOB: 0 K: 1 BB: 0 S: 7 P: 8	R: 2 H: 2 E: 0 LOB: 1 K: 0 BB: 0 S: 17 P: 25	R: 0 H: 0 E: 0 LOB: 0 K: 2 BB: 0 S: 11 P: 12	R: 0 H: 1 E: 0 LOB: 1 K: 1 BB: 0 S: 11 P: 13	R: 0 H: 1 E: 0 LOB: 2 K: 2 BB: 0 S: 17 P: 22	R: 0 H: 0 E: 0 LOB: 0 K: 2 BB: 0 S: 8 P: 12	1B: 7 2B: 1 3B: 0 HR: 0	SF: 1 SAC: 2 DP: 1 HBP: 2					

PITCHER		IP	WLS	BF	H	R	ER	SO	BB	IBB	HBP	BLK	WP	HR	S	P	ERA	WHIP
53 Rich Hill, L ERA: 3.68	(1, 1)	7.0	W	28	7	3	3	9	0	0	1	0	0	0	78	105	3.86	1.000
Bob Howry, R ERA: 3.72	(8, 1)	1.0	H	5	1	0	0	2	0	0	1	0	0	0	17	22	0.00	1.000
46 Ryan Dempster, R ERA: 3.18	(9, 1)	1.0	S	3	0	0	0	2	0	0	0	0	0	0	8	12	0.00	0.000

PITCHER	IP	WLS	BF	H	R	ER	SO	BB	IBB	HBP	BLK	WP	HR	S	P	ERA	WHIP

TOP

Milwaukee Brewers @ Chicago Cubs

Wrigley Field, Chicago, IL

Tue Aug 28 2007, 7:05 PM CDT

Att. 40,884 - Clear - 86 F

livebaseballscorecards.com

AB	31
R	3
H	8
RBI	3
BB	0
SO	13
LOB	11

WP: 0	PA: 36		
PB: 0			
SB: 1			
CS: 0			

Batter	1	2	3	4	5	6	7	8	9	AB	R	H	RBI	BB	SO	LOB
12 Alfonso Soriano, R (1, 7) OBP: 0.333, SLG: 0.507 46 Ryan Dempster, R (9, 1)	C FA 86 F FA 86 F CU 67 X FA 87 0-2 ① G6-3		X FA 88 0-0 ② F9 2-3		B CU 74 X FA 88 1-0 ③ FC5-4 1-2f		X CU 77 0-0 ② F9 2-3			4 0	0 0	0 0	0 0	0 0	0 0	5 0
2 Ryan Theriot, R (1, 6) OBP: 0.348, SLG: 0.373	F FA 88 B SL 82 C FA 83 F FA 89 X FA 88 1-2 ② G6-3		M SL 82 C FA 89 X FA 90 0-2 ③ G3			B FA 87 B SL 82 X FA 88 2-0 ① L8	C FA 92 B FA 93 F FA 92 X CU 79 1-2 L1 25 1B 1-2 3-H			4	0	0	0	0	0	3
25 Derrek Lee, R (1, 3) OBP: 0.400, SLG: 0.492	C CU 73 B FA 89 B FA 88 S FA 90 C FA 89 2-3 ③ K			F FA 86 S FA 88 F FA 88 X FA 88 0-2 ① F8		B SL 83 X FA 89 1-0 16 G5-4-3 1B	B CU 77 B FA 92 C FA 90 X CH 80 2-1 1B 1-2 2-H			4	0	2	1	0	1	0
16 Aramis Ramirez, R (1, 5) OBP: 0.358, SLG: 0.537		B SL 82 F FA 87 B FA 86 B SL 85 X FA 88 3-1 G6-4-3 1B		C CU 72 S SL 81 B FA 89 B SL 81 X FA 88 2-2 ② G4-3		B SL 83 F SL 84 1 SAFE B FA 88 X CH 84 2-1 ②③ G5-4-3 1-2f	C FA 96 S SL 84 F FA 96 T CU 76 0-2 ③ K			4	0	1	0	0	1	3
Cliff Floyd, L (1, 9) OBP: 0.361, SLG: 0.390 Bob Howry, L (8, 1) 17 Mike Fontenot, L (8, PH) OBP: 0.344, SLG: 0.424 Craig Monroe, R (8, PH) OBP: 0.262, SLG: 0.371 (9, 7)		C B CU 72 X FA 89 1-1 ① F8		C FA 88 B FA 89 X CH 78 1-1 ③ G4-3			S CU 77 S CU 71 B FA 87 H FA 89 2-2 1B 2B HBP	B CU 80 F CU 81 S CU 81 F CU 73 B CU 82 F CU 82 S CU 73 2-3 ① K		2 0 0 1	1 0 0 0	0 0 0 0	0 0 0 0	0 0 0 1	0 0 0 0	1 0 0 0
Mark DeRosa, R (1, 4) OBP: 0.364, SLG: 0.421		B FA 88 F FA 88 C FA 90 B FA 88 X SL 81 2-2 ②③ G6-4-3 1-2f			F FA 87 C FA 88 B FA 88 S CH 81 1-3 ① K		B FA 92 T FA 92 B FA 93 X FA 92 2-1 2B 1B 1-2	F CU 81 B CU 82 S FA 82 B CU 81 S FA 81 2-3 ② K		4	1	1	0	0	2	1
Jacque Jones, L (1, 8) OBP: 0.327, SLG: 0.397 (8, 9)			B CU 68 C FA 86 F FA 88 B CU 73 B CH 80 X FA 87 3-2 12 F9 1B 1B		F SL 80 C SL 81 S CU 73 0-3 ② K		B CH 82 X FA 92 1-0 12 F9 2 E 2B 1-H 2-H	C FA 81 S SL 74 S SL 73 0-3 ③ K		4	1	2	2	0	2	0
Jason Kendall, R (1, 2) OBP: 0.300, SLG: 0.318			1 SAFE C FA 87 B SL 83 X FA 86 1-1 1-2 1B		C FA 88 B FA 88 X SL 79 1-2 53 1B 2B		B FA 93 B FA 92 F FA 92 F CH 81 F FA 93 X CU 77 2-2 ① F9			3	1	2	0	0	0	1
53 Rich Hill, L (1, 1) OBP: 0.157, SLG: 0.180 33 Daryle Ward, L (7, PH) OBP: 0.427, SLG: 0.512 20 Felix Pie, L (7, PR) OBP: 0.272, SLG: 0.340 (8, 8)			L CH 84 M FA 86 L FA 87 0-3 ① K		X FA 87 0-0 12 FC5-4 2-H 1B		B CH 81 D CH 82 I IN 69 I IN 73 4-0 2 E 25 1B IBB			2 0 0	0 0 1	1 0 0	1 0 0	0 1 0	1 0 0	2 0 0
Inning Stats	R: 0 E: 0 K: 1 S: 11 H: 0 LOB: 0 BB: 0 P: 14	R: 0 E: 0 K: 0 S: 7 H: 1 LOB: 0 BB: 0 P: 13	R: 0 E: 0 K: 1 S: 12 H: 2 LOB: 2 BB: 0 P: 16	R: 0 E: 0 K: 0 S: 9 H: 0 LOB: 0 BB: 0 P: 12	R: 1 E: 0 K: 2 S: 11 H: 2 LOB: 1 BB: 0 P: 14	R: 0 E: 0 K: 0 S: 4 H: 1 LOB: 0 BB: 0 P: 9	R: 4 E: 1 K: 1 S: 19 H: 3 LOB: 2 BB: 1 P: 33	R: 0 E: 0 K: 3 S: 11 H: 0 LOB: 0 BB: 0 P: 15		1B: 7 2B: 2 3B: 0 HR: 0	SF: 0 SAC: 0 DP: 2 HBP: 1			WP: 0 PB: 0 SB: 0 CS: 0	PA: 34	

PITCHER		IP	WLS	BF	H	R	ER	SO	BB	IBB	HBP	BLK	WP	HR	S	P	ERA	WHIP
37 Jeff Suppan, R ERA: 4.78	(1, 1)	6.0		23	6	2	2	4	0	0	1	0	0	0	56	82	3.00	1.000
Scott Linebrink, R ERA: 4.06	(7, 1)	0.2	L	7	3	3	1	0	0	1	0	0	0	0	13	25	13.50	4.500
73 Seth McClung, R ERA: 9.0	(7, 1)	0.1		1	0	0	0	1	0	0	0	0	0	0	4	4	0.00	0.000
Brian Shouse, L ERA: 2.38	(8, 1)	1.0		3	0	0	0	3	0	0	0	0	0	0	11	15	0.00	0.000

PITCHER	IP	WLS	BF	H	R	ER	SO	BB	IBB	HBP	BLK	WP	HR	S	P	ERA	WHIP

BOTTOM

Milwaukee Brewers @ Chicago Cubs

Wrigley Field, Chicago, IL

Tue Aug 28 2007, 7:05 PM CDT

Att. 40,884 - Clear - 86 F

livebaseballscorecards.com

AB	32
R	5
H	9
RBI	4
BB	1
SO	8
LOB	16

Batter	1	2	3	4	5	6	7	8	9	AB	R	H	RBI	BB	SO	LOB
23 Rickie Weeks Jr., R (1, 4) OBP: 0.357, SLG: 0.380	B FA 90 B FA 90 C FA 91 B SL 81 X FA 89 3-1 ① F9		B FA 93 H FA 90 2-0 FC3-6 HBP		C FA 90 H SL 83 1-1 2B HBP		C FA 90 B FA 90 B SL 81 F FA 91 X FA 92 2-2 28 1B E 8 2B 1B	B FA 95 C FA 95 B SL 86 F FA 94 B FA 95 F FA 94 F FA 94 B CU 82 4-2 BB		2	2	1	0	1	0	0
Gabe Gross, L (1, 9) OBP: 0.324, SLG: 0.472 Derrick Turnbow, R (8, 1) Francisco Cordero, R (9, 1)	B FA 91 C FA 92 B CH 85 F FA 94 F FA 93 B CH 84 F FA 92 X FA 91 3-2 ② G4-3		B SI 89 1 SAFE C FA 92 B FA 90 X FA 91 2-1 ③ FC3-6 1-2f		1 SAFE B FA 90 1 SAFE B FA 91 X FA 90 2-0 1-H 2B		1 SAFE F FA 89 B FA 89 S FA 90 F FA 93 X CH 82 1-2 FC4 28 1B 8 2B 1-2	1 SAFE C FA 94 F FA 94 B SL 81 C SL 83 1-2 1-3 ③ K		5 0 0	1 0 0	1 0 0	1 0 0	0 0 0	1 0 0	3 0 0
28 Prince Fielder, L (1, 3) OBP: 0.377, SLG: 0.603	F FA 95 S FA 96 B FA 94 F FA 95 B S FA 96 2-3 ③ K			F FA 94 B FA 90 X FA 94 1-1 1 3B 2B	I IN 78 I I I 4-0 IBB		B FA 92 X SI 91 1-0 8 2B 1B 1-2 2-3 1B		S CH 86 S CH 86 B FA 93 F SL 88 X SL 87 1-2 ① F8	4	2	2	0	1	1	0
8 Ryan Braun, R (1, 5) OBP: 0.376, SLG: 0.641 Brian Shouse, L (7, 1) 73 Seth McClung, L (7, 1) 2 Bill Hall, R (8, 8) OBP: 0.317, SLG: 0.430		F FA 89 B FA 90 S FA 92 S FA 92 1-3 ① K	C FA 90 B FA 89 B CU 80 F FA 93 F FA 93 S CH 86 2-3 ① K		X FA 93 0-0 ③ G4-3		B FA 89 F FA 92 F FA 91 X FA 92 1-2 1-3 2-H 3-H 1B 2B		C SL 86 X SL 88 0-1 ② L5	4 0 0 1	1 0 0 0	1 0 0 0	2 0 0 0	0 0 0 0	2 0 0 0	3 0 0 0
Geoff Jenkins, L (1, 7) OBP: 0.329, SLG: 0.496		C FA 94 S FA 91 B FA 94 B FA 94 B FA 94 F FA 93 F FA 94 X SI 92 3-2 ② G3	S FA 91 S FA 90 S FA 93 0-3 ② K		F CH 87 S CH 84 B FA 93 B FA 93 B FA 94 S FA 92 3-3 ① K		C CU 81 B FA 91 X SL 82 1-1 1 1B 2-H 3-H 1B		B CH 85 F FA 92 B CH 85 S SL 86 X SL 86 2-2 ③ G3-1	5	0	1	2	0	2	1
1 Corey Hart, R (1, 8) OBP: 0.344, SLG: 0.513 (8, 9)		X FA 93 0-0 E S 1B	F FA 90 X FA 94 0-1 2-H 3B			B SI 91 B FA 90 S FA 93 B FA 90 X FA 91 3-1 ② G1-4-3	X FA 91 0-0 1-2 G4-6-3 1B			4	0	3	1	0	0	0
Johnny Estrada, S (1, 2) OBP: 0.298, SLG: 0.402		1 SAFE B FA 92 S FA 93 B FA 94 F SI 91 S FA 95 2-3 ③ K 1-3	C SI 91 F FA 93 X CH 86 0-2 ③ G1-3			B CH 82 X SI 90 1-0 1B	S CH 80 S SL 83 X CH 84 0-2 ② ③ G4-6-3 1-2f			4	0	1	0	0	1	4
Craig Counsell, L (1, 6) OBP: 0.326, SLG: 0.311 (7, 5)			C FA 89 F FA 89 X FA 93 0-2 ① G3		B FA 89 F FA 90 B FA 92 X SI 90 2-1 ① 1B	X FA 92 0-0 ③ F8		B FA 93 F FA 93 B FA 89 F FA 93 X SL 82 2-2 ① P4		4	0	1	0	0	0	1
15 Ben Sheets, R (1, 1) OBP: 0.075, SLG: 0.075 27 Joe Dillon, R (7, PH) OBP: 0.421, SLG: 0.541 7 J.J. Hardy, R (7, 6) OBP: 0.328, SLG: 0.474			C FA 89 S FA 90 X FA 91 0-2 ② B2		X FA 90 0-0 ② G6-3		C FA 90 F FA 90 B FA 89 X FA 92 1-2 ① L9	C FA 94 B SL 85 S SL 87 C FA 96 1-3 ② K		2 1 1	0 0 0	0 0 0	0 0 0	0 0 1	0 0 0	0 0 0
Inning Stats	R: 0 E: 0 K: 1 S: 11 H: 0 LOB: 0 BB: 0 P: 19	R: 0 E: 0 K: 2 S: 12 H: 1 LOB: 1 BB: 0 P: 18	R: 0 E: 0 K: 0 S: 8 H: 0 LOB: 1 BB: 0 P: 12	R: 1 E: 0 K: 2 S: 14 H: 2 LOB: 1 BB: 0 P: 17	R: 1 E: 0 K: 0 S: 6 H: 2 LOB: 2 BB: 1 P: 15	R: 0 E: 0 K: 1 S: 7 H: 1 LOB: 1 BB: 0 P: 14	R: 4 E: 1 K: 0 S: 20 H: 5 LOB: 1 BB: 0 P: 27	R: 0 E: 0 K: 2 S: 13 H: 0 LOB: 1 BB: 1 P: 21	R: 0 E: 0 K: 0 S: 9 H: 0 LOB: 0 BB: 0 P: 12	1B: 7 2B: 3 3B: 1 HR: 0 SF: 0 SAC: 0 DP: 1 HBP: 2						

TOP

Milwaukee Brewers @ Chicago Cubs

Wrigley Field, Chicago, IL

Wed Aug 29 2007, 7:05 PM CDT

Att. 40,512 - Overcast - 68 F

livebaseballscorecards.com

AB	37
R	6
H	11
RBI	6
BB	2
SO	8
LOB	12

PITCHER		IP	WLS	BF	H	R	ER	SO	BB	IBB	HBP	BLK	WP	HR	S	P	ERA	WHIP
38 Carlos Zambrano, R ERA: 4.06	(1, 1)	6.1	L	31	9	6	5	6	0	1	2	0	0	0	72	115	7.11	1.421
47 Scott Eyre, L ERA: 5.14	(7, 1)	0.2		3	2	0	0	0	0	0	0	0	0	0	6	7	0.00	3.000
34 Kerry Wood, R ERA: 3.86	(8, 1)	1.0		4	0	0	0	2	1	0	0	0	0	0	13	21	0.00	1.000
43 Michael Wuertz, R ERA: 3.62	(9, 1)	1.0		3	0	0	0	0	0	0	0	0	0	0	9	12	0.00	0.000

PITCHER	IP	WLS	BF	H	R	ER	SO	BB	IBB	HBP	BLK	WP	HR	S	P	ERA	WHIP

WP: 0 PB: 0 SB: 1 CS: 0 PA: 41

Milwaukee Brewers @ Chicago Cubs

Wrigley Field, Chicago, IL

Wed Aug 29 2007, 7:05 PM CDT

Att. 40,512 - Overcast - 68 F

livebaseballscorecards.com

BOTTOM

Batter	1	2	3	4	5	6	7	8	9	AB	R	H	RBI	BB	SO	LOB
12 Alfonso Soriano, R (1, 7) OBP: 0.332, SLG: 0.503	L8				K		FC6-4		F7	5	0	1	0	0	1	3
2 Ryan Theriot, R (1, 6) OBP: 0.347, SLG: 0.371	16 S 1B		B3		G4-3		G4-3			4	0	1	0	0	0	4
25 Derrek Lee, R (1, 3) OBP: 0.399, SLG: 0.490	F9		S 1-2 2-3 1B		F8			L9		4	0	1	0	0	0	1
16 Aramis Ramirez, R (1, 5) OBP: 0.357, SLG: 0.534	G4-3 1-2		SF9 2-3 3-H			F9		G3 WP BB		2	0	0	1	1	0	1
Cliff Floyd, L (1, 9) OBP: 0.360, SLG: 0.388		F9	F7 1-2			G6-4-3 1B		G3 1-3		4	0	1	0	0	0	3
Mark DeRosa, R (1, 4) OBP: 0.363, SLG: 0.422		K		G4-3 2B		G6-4-3 1-2f		F9		4	0	1	0	0	1	2
Jacque Jones, L (1, 8) OBP: 0.331, SLG: 0.399		S BB		G4-3 2-3			12 FC6-4 1B		G5-3 1B	3	0	2	0	1	0	1
Jason Kendall, R (1, 2) OBP: 0.300, SLG: 0.318		G1-3 1-2		G6-3			12 FC6-4 1B		G5-3 1-2	4	0	1	0	0	0	3
38 Carlos Zambrano, S (1, 1) OBP: 0.254, SLG: 0.358										2	1	1	0	0	0	1
47 Scott Eyre, L (7, 1)										0	0	0	0	0	0	0
19 Matt Murton, R (7, PH) OBP: 0.332, SLG: 0.378										1	0	0	0	0	0	2
34 Kerry Wood, R (8, 1)										0	0	0	0	0	0	0
43 Michael Wuertz, R (9, 1)										0	0	0	0	0	0	0
33 Daryle Ward, L (9, PH) OBP: 0.423, SLG: 0.506			25 12 1B 16 SF9 1B						K	1	0	0	0	0	1	1
Inning Stats	R: 0 E: 0 K: 0 S: 13 H: 1 LOB: 1 BB: 0 P: 21	R: 0 E: 0 K: 1 S: 10 H: 0 LOB: 1 BB: 1 P: 19	R: 1 E: 0 K: 0 S: 12 H: 3 LOB: 2 BB: 0 P: 15	R: 0 E: 0 K: 0 S: 8 H: 1 LOB: 1 BB: 0 P: 11	R: 0 E: 0 K: 1 S: 6 H: 0 LOB: 0 BB: 0 P: 8	R: 0 E: 0 K: 0 S: 8 H: 1 LOB: 0 BB: 0 P: 12	R: 0 E: 0 K: 0 S: 14 H: 2 LOB: 2 BB: 0 P: 20	R: 0 E: 0 K: 0 S: 8 H: 0 LOB: 1 BB: 1 P: 15	R: 0 E: 0 K: 1 S: 10 H: 1 LOB: 1 BB: 0 P: 17	1B: 8 2B: 1 3B: 0 HR: 0	SF: 1 SAC: 0 DP: 1 HBP: 0		WP: 1 PB: 0 SB: 3 CS: 0	PA: 37			

	AB	34
	R	1
	H	9
	RBI	1
	BB	2
	SO	3
	LOB	22

PITCHER		IP	WLS	BF	H	R	ER	SO	BB	IBB	HBP	BLK	WP	HR	S	P	ERA	WHIP
15 Ben Sheets, R ERA: 3.3	(1, 1)	6.0	W	24	6	1	1	2	1	0	0	0	0	0	57	86	1.50	1.167
Brian Shouse, L ERA: 2.34	(7, 1)	0.2		4	2	0	0	0	0	0	0	0	0	0	9	15	0.00	3.000
73 Seth McClung, R ERA: 8.1	(7, 1)	0.1		1	0	0	0	0	0	0	0	0	0	0	5	5	0.00	0.000
Derrick Turnbow, R ERA: 4.01	(8, 1)	1.0		4	0	0	0	0	1	0	0	0	1	0	8	15	0.00	1.000
Francisco Cordero, R ERA: 3.14	(9, 1)	1.0		4	1	0	0	1	0	0	0	0	0	0	10	17	0.00	1.000

PITCHER	IP	WLS	BF	H	R	ER	SO	BB	IBB	HBP	BLK	WP	HR	S	P	ERA	WHIP

Batter	1	2	3	4	5	6	7	8	9	AB R H RBI BB SO LOB
23 Rickie Weeks Jr., R (1, 4) OBP: 0.363, SLG: 0.393	1-2 HR	0-3 K		4-0 BB			1-1 E9 7 G4-3 1B		3-1 1 BB 7 SH5-4 HBP	3 1 2 1 1 1 0
7 J.J. Hardy, R (1, 6) OBP: 0.327, SLG: 0.472	1-2 28 BB 2B 1B	0-2 F7		3-2 P4			1-2 G4-3		0-0 SH5-4	4 1 1 0 0 0 3
8 Ryan Braun, R (1, 5) OBP: 0.376, SLG: 0.637	0-0 F7		2-2 S 1 WP SF8 1B	0-3 K2-3			1-1 1 S HBP		0-1 G5-3	4 1 1 0 0 1 5
28 Prince Fielder, L (1, 3) OBP: 0.377, SLG: 0.599	4-2 2B BB		1-3 K		0-0 G6-3		1-3 K		4-0 1 BB IBB	3 0 0 0 2 2 3
1 Corey Hart, R (1, 9) (8, 8) OBP: 0.345, SLG: 0.509	1-2 F8		4-2 SF8 S BB		0-1 P4		1-3 ꓘ		4-2 FC6-4 BB	3 0 0 1 2 1 4
Kevin Mench, R (1, 7) OBP: 0.296, SLG: 0.424	2-1 2B		2-2 SF8		1-0 P4			1-1 F9	0-0 FC6-4	4 0 1 2 0 0 3
2 Bill Hall, R (1, 8) OBP: 0.317, SLG: 0.428 / Gabe Gross, L (8, PH) (8, 9) OBP: 0.322, SLG: 0.468	4-2 BB		3-3 K2-3			1-3 K		1-1 P6		2 0 0 0 1 2 1 / 1 0 0 0 0 0 0
Damian Miller, R (1, 2) OBP: 0.295, SLG: 0.338	1-3 K			3-2 23 BB 1B		1-3 ꓘ		2-2 G6-3		4 0 1 0 0 2 3
43 Manny Parra, L (1, 1) OBP: 0.222, SLG: 0.444 / 39 Chris Capuano, L (4, 1) OBP: 0.275, SLG: 0.316 / Scott Linebrink, R (8, 1) / 27 Joe Dillon, R (9, PH) OBP: 0.436, SLG: 0.579		1-3 ꓘ		0-1 B3		0-3 K2-3			1-1 7 SH5-4 1 BB 2B	2 0 0 0 0 1 1 / 1 0 0 0 0 1 0 / 0 0 0 0 0 0 0 / 1 1 1 0 0 0 0
Inning Stats	R: 2 H: 3 E: 0 LOB: 3 K: 1 BB: 2 S: 24 P: 38	R: 0 H: 0 E: 0 LOB: 0 K: 2 BB: 0 S: 13 P: 14	R: 1 H: 1 E: 0 LOB: 1 K: 2 BB: 1 S: 16 P: 28	R: 0 H: 1 E: 0 LOB: 2 K: 1 BB: 1 S: 12 P: 22	R: 0 H: 0 E: 0 LOB: 0 K: 0 BB: 0 S: 4 P: 5	R: 0 H: 0 E: 0 LOB: 0 K: 3 BB: 0 S: 10 P: 12	R: 0 H: 1 E: 1 LOB: 2 K: 2 BB: 0 S: 12 P: 17	R: 0 H: 0 E: 0 LOB: 0 K: 0 BB: 0 S: 7 P: 11	R: 1 H: 1 E: 0 LOB: 3 K: 0 BB: 2 S: 9 P: 21	1B: 4 SF: 1 2B: 2 SAC: 1 3B: 0 DP: 0 HR: 1 HBP: 2

WP: 1 PA: 42
PB: 0
SB: 3
CS: 0

TOP

Milwaukee Brewers @ Chicago Cubs

Wrigley Field, Chicago, IL

Thu Aug 30 2007, 7:05 PM CDT

Att. 40,790 - Clear - 66 F

livebaseballscorecards.com

AB	32
R	4
H	7
RBI	4
BB	6
SO	11
LOB	23

PITCHER	IP	WLS	BF	H	R	ER	SO	BB	IBB	HBP	BLK	WP	HR	S	P	ERA	WHIP
30 Ted Lilly, L (1, 1) ERA: 3.89	5.0		24	5	3	3	6	4	0	0	0	1	1	69	107	5.40	1.800
49 Carlos Marmol, R (6, 1) ERA: 1.47	2.0	W	8	1	0	0	5	0	0	1	0	0	0	22	29	0.00	0.500
Bob Howry, R (8, 1) ERA: 3.66	1.0	H	3	0	0	0	0	0	0	0	0	0	0	7	11	0.00	0.000
46 Ryan Dempster, R (9, 1) ERA: 3.29	1.0	S	7	1	1	1	0	1	1	1	0	0	0	9	21	9.00	2.000

PITCHER	IP	WLS	BF	H	R	ER	SO	BB	IBB	HBP	BLK	WP	HR	S	P	ERA	WHIP

Milwaukee Brewers @ Chicago Cubs

Wrigley Field, Chicago, IL

Thu Aug 30 2007, 7:05 PM CDT

Att. 40,790 - Clear - 66 F

BOTTOM

Batter	1	2	3	4	5	6	7	8	9	AB	R	H	RBI	BB	SO	LOB
12 Alfonso Soriano, R (1, 7) OBP: 0.333, SLG: 0.508	K	K		K	HR			FC6-4 BB		4	1	1	1	1	3	3
20 Felix Pie, L (8, PR) (9, 8) OBP: 0.272, SLG: 0.340										0	0	0	0	0	0	0
2 Ryan Theriot, R (1, 6) OBP: 0.343, SLG: 0.367	F9	F9			F9	F8		FC6-4		5	0	0	0	0	0	4
25 Derrek Lee, R (1, 3) OBP: 0.396, SLG: 0.486	P3		F9		G3		F8			4	0	0	0	0	0	0
16 Aramis Ramirez, R (1, 5) OBP: 0.363, SLG: 0.536		2B 1B BB	BB		WP 1B		1B			2	1	2	0	2	0	0
Craig Monroe, R (1, 9) OBP: 0.266, SLG: 0.375		1B 2B	F8		FC4 BB		K			2	1	1	0	1	0	1
49 Carlos Marmol, R (6, 1)										0	0	0	0	0	0	0
17 Mike Fontenot, L (7, PH) OBP: 0.342, SLG: 0.422										1	0	0	0	0	1	1
Bob Howry, L (8, 1)										0	0	0	0	0	0	0
46 Ryan Dempster, R (9, 1)										0	0	0	0	0	0	0
Mark DeRosa, R (1, 4) OBP: 0.362, SLG: 0.420		BB 1B	F9		FC4		F8			4	1	1	2	0	0	4
Jason Kendall, R (1, 2) OBP: 0.304, SLG: 0.320		1B BB		G4-3 1B		F9		19 CS 1B		3	0	2	0	1	0	0
Jacque Jones, L (1, 8) (9, 9) OBP: 0.330, SLG: 0.397		1B		G4-3		G4-3		K		4	0	1	1	0	1	2
30 Ted Lilly, L (1, 1) OBP: 0.159, SLG: 0.145		K		1B		HR		12 BB 1B		2	0	1	0	0	1	2
19 Matt Murton, R (6, 9) (9, 7) OBP: 0.338, SLG: 0.401										2	1	2	1	0	0	0

Inning Stats	1	2	3	4	5	6	7	8	9
R	0	3	0	0	0	2	0	0	
H	0	3	0	2	1	2	1	2	
E	0	0	0	0	0	0	0	0	
LOB	0	2	1	1	2	0	1	2	
K	1	2	0	1	0	0	1	1	
BB	0	2	1	0	1	0	0	1	
S	7	17	5	11	12	11	7	20	
P	13	35	11	16	20	18	12	28	

1B: 8 SF: 0
2B: 1 SAC: 0
3B: 0 DP: 1
HR: 2 HBP: 0

WP: 1 PA: 38
PB: 0
SB: 0
CS: 1

AB	33
R	5
H	11
RBI	5
BB	5
SO	6
LOB	17

livebaseballscorecards.com

PITCHER		IP	WLS	BF	H	R	ER	SO	BB	IBB	HBP	BLK	WP	HR	S	P	ERA	WHIP
43 Manny Parra, L ERA: 3.76	(1, 1)	3.0		15	3	3	3	3	3	0	0	0	0	0	29	59	9.00	2.000
39 Chris Capuano, L ERA: 5.37	(4, 1)	4.0	L	18	6	2	2	2	1	0	0	0	1	2	41	66	4.50	1.750
Scott Linebrink, R ERA: 3.99	(8, 1)	1.0		5	2	0	0	1	1	0	0	0	0	0	20	28	0.00	3.000

PITCHER	IP	WLS	BF	H	R	ER	SO	BB	IBB	HBP	BLK	WP	HR	S	P	ERA	WHIP

Houston Astros @ Chicago Cubs

Wrigley Field, Chicago, IL

Fri Aug 31 2007, 1:20 PM CDT

Att. 41,297 - Sunny - 71 F

TOP

livebaseballscorecards.com

Batter	1	2	3	4	5	6	7	8	9	AB	R	H	RBI	BB	SO	LOB
9 Hunter Pence, R (1, 8) OBP: 0.358, SLG: 0.556	B FA 87 B FA 86 B FA 87 C B 4-1 17 2B BB	B FA 87 B FA 83 S FA 87 S FA 83 C FA 88 2-3 ③ K		B FA 82 F CH 84 X FA 87 1-1 2-H 3-H HR		B CH 85 C SL 84 X SL 86 1-1 1-H HR		B FA 91 C FA 92 F FA 91 F CU 82 B FA 94 F FA 93 S CU 74 2-3 ① K		4	3	2	5	1	2	0
Craig Biggio, R (1, 4) OBP: 0.288, SLG: 0.398 Luke Scott, L (8, 9) OBP: 0.352, SLG: 0.495	B FA 88 B CH 82 C FA 88 S FA 86 D CU 74 S FA 84 3-3 ① K		B FA 87 F FA 86 F FA 83 F CU 73 F CH 82 F CU 72 B FA 86 X CU 73 2-2 17 G5-3 1B	X CH 81 0-0 45 CS 17 BB 1B		C SL 86 B FA 92 F SL 86 B FA 92 B FA 92 S SL 85 3-3 ② K		B FA 94 C FA 93 C FA 92 B FA 94 B CU 80 X FA 92 3-2 ② F9		5 0	0 0	2 0	0 0	0 0	2 0	1 0
17 Lance Berkman, S (1, 3) OBP: 0.388, SLG: 0.496	1 SAFE B FA 88 X FA 84 1-0 21 WP 1-H 2B		B FA 86 X CH 81 1-0 ① G5-3 1-2	B CH 81 S FA 84 B CH 82 B FA 84 B CU 84 4-1 1-2 BB		B SL 83 X FA 90 1-0 2B		B FA 92 B FA 93 C FA 92 C FA 92 B FA 93 X FA 92 3-2 ③ G4-3		4	0	2	1	1	0	1
45 Carlos Lee, R (1, 7) OBP: 0.358, SLG: 0.526	B FA 87 B CU 72 B FA 88 I 4-0 21 WP IBB		B FA 86 X FA 85 1-0 ② G5-3	B SL 85 C FA 89 1-1 ③ CS 2-3	X FA 91 0-0 ① F8	F SL 86 B SL 86 C FA 92 B SL 85 B FA 92 F SL 85 D SL 86 4-2 BB			B B X 2-0 ① F8	3	0	0	0	2	0	1
Mark Loretta, R (1, 6) OBP: 0.348, SLG: 0.359	C FA 83 F FA 83 S CU 74 0-3 ② K		B FA 84 F FA 83 S CH 80 F FA 87 B CU 72 X CU 72 2-2 ③ G4-3		B FA 91 F FA 91 B FA 91 B FA 91 X FA 90 3-1 21 WP 2B	B FA 90 X FA 90 1-0 ③ L8			C FA 90 B FA 86 C FA 86 F FA 91 F C 1-3 ② K	5	0	1	0	0	2	5
21 Ty Wigginton, R (1, 5) OBP: 0.332, SLG: 0.448	F FA 85 B CU 72 B CU 72 F FA 86 B CU 75 B CU 73 4-2 1-2 2-3 BB			B FA 85 B CH 84 X FA 84 2-0 E5 F9 9 HR 1B	F CH 84 B SL 86 S SL 84 S SL 86 1-3 ② K 2-3		C FA 92 S SL 82 B SL 82 C FA 94 1-3 ① K		C FA 92 S F S 0-3 ③ K	4	1	0	0	1	3	1
Chris Burke, R (1, 9) OBP: 0.311, SLG: 0.347 (8, 4)	B FA 85 B FA 86 B FA 88 C FA 88 X FA 89 3-1 ③ P4			L FA 83 1 SAFE B CH 78 X CH 80 1-1 51 SH3-4 9 HR 1-2 1B	B SL 87 B SL 83 C SL 85 B FA 92 F SL 85 X SL 86 3-2 ③ F7		X FA 94 0-0 ② F7			4	1	1	0	0	0	4
Brad Ausmus, R (1, 2) OBP: 0.316, SLG: 0.317		B FA 85 B FA 86 F FA 86 F FA 87 X FA 84 2-2 ① G6-3		F SL 83 X CH 81 0-1 ① F9 2-3		B FA 92 B FA 91 B FA 91 B FA 91 4-0 9 S 9 HR BB	B FA 93 B SL 89 F FA 93 B B FA 93 4-1 BB			2	1	0	0	2	0	2
51 Wandy Rodriguez, S (1, 1) OBP: 0.163, SLG: 0.146 Orlando Palmeiro, L (7, PH) OBP: 0.333, SLG: 0.266 Dave Borkowski, R (7, 1) Trever Miller, R (8, 1)		B FA 87 C FA 87 S FA 87 B CU 79 X FA 84 2-2 ② G5-3		1 SAFE M FA 85 L FA 85 X FA 85 0-2 ② SH3-4 1-2		B C L B X 2-2 ① B5	F FA 94 C FA 94 B CU 80 F CU 80 X FA 95 1-2 ③ F7			2 1 0 0	0 0 0 0	0 0 0 0	0 0 0 0	0 0 0 0	0 0 0 0	1 1 0 0

	AB	34
	R	6
	H	8
	RBI	6
	BB	7
	SO	9
	LOB	17

Inning Stats																		
	R: 1	H: 1	R: 0	H: 0	R: 0	H: 1	R: 3	H: 3	R: 0	H: 1	R: 2	H: 2	R: 0	H: 0	R: 0	H: 0	R: 0	H: 0
	E: 0	LOB: 3	E: 0	LOB: 0	E: 0	LOB: 1	E: 1	LOB: 1	E: 0	LOB: 1	E: 0	LOB: 2	E: 0	LOB: 1	E: 0	LOB: 0	E: 0	LOB: 0
	K: 2	BB: 3	K: 1	BB: 0	K: 0	BB: 0	K: 0	BB: 1	K: 1	BB: 0	K: 1	BB: 2	K: 1	BB: 1	K: 1	BB: 0	K: 2	BB: 0
	S: 12	P: 31	S: 9	P: 15	S: 12	P: 18	S: 13	P: 22	S: 9	P: 16	S: 13	P: 29	S: 9	P: 15	S: 11	P: 19	S: 10	P: 13

	1B: 3	SF: 0	WP: 2	PA: 43
	2B: 3	SAC: 1	PB: 0	
	3B: 0	DP: 0	SB: 1	
	HR: 2	HBP: 0	CS: 1	

PITCHER		IP	WLS	BF	H	R	ER	SO	BB	IBB	HBP	BLK	WP	HR	S	P	ERA	WHIP
45 Sean Marshall, L ERA: 3.98	(1, 1)	3.2	L	21	5	4	1	3	3	1	0	0	1	1	45	84	2.46	2.182
43 Michael Wuertz, R ERA: 3.77	(4, 1)	2.1		11	3	2	2	2	2	0	0	0	1	1	23	47	7.71	2.143
34 Kerry Wood, R ERA: 3.18	(7, 1)	2.0		7	0	0	0	2	1	0	0	0	0	0	20	34	0.00	0.500
47 Scott Eyre, L ERA: 5.02	(9, 1)	1.0		3	0	0	0	2	0	0	0	0	0	0	10	13	0.00	0.000

PITCHER		IP	WLS	BF	H	R	ER	SO	BB	IBB	HBP	BLK	WP	HR	S	P	ERA	WHIP

BOTTOM

Houston Astros @ Chicago Cubs

Wrigley Field, Chicago, IL

Fri Aug 31 2007, 1:20 PM CDT

Att. 41,297 - Sunny - 71 F

Batter	1	2	3	4	5	6	7	8	9	AB	R	H	RBI	BB	SO	LOB
2 Ryan Theriot, R (1, 6) OBP: 0.342, SLG: 0.365	P4		E9 BB		1B		G1-3		L7	5	0	1	0	0	0	0
Mark DeRosa, R (1, 4) OBP: 0.361, SLG: 0.417	L7		BB 1-2		F8			K		3	0	0	0	1	1	1
25 Derrek Lee, R (1, 3) OBP: 0.393, SLG: 0.482	F8		F7			K		K		4	0	0	0	0	2	2
16 Aramis Ramirez, R (1, 5) OBP: 0.366, SLG: 0.538		G6-4-3 1B		F8		19 BB 1B		33 1B 1B		4	1	3	0	0	0	0
Craig Monroe, R (1, 9) OBP: 0.268, SLG: 0.374 (7, 7)		G6-4-3 1-2f		BB		P4		33 1B 1-2 1B		3	0	1	0	1	0	2
19 Matt Murton, R (1, 7) OBP: 0.343, SLG: 0.402 34 Kerry Wood, R (7, 1) 33 Daryle Ward, L (8, PH) OBP: 0.429, SLG: 0.511 47 Scott Eyre, L (9, 1)		1B		K		BB 1-2		1B 1-2 2-H		2 0 1 0	0 0 0 0	1 0 1 0	0 0 1 0	1 0 1 0	1 0 0 0	1 0 0 0
24 Henry Blanco, R (1, 2) OBP: 0.222, SLG: 0.262 Cliff Floyd, L (8, PH) OBP: 0.358, SLG: 0.386 Jason Kendall, R (9, 2) OBP: 0.304, SLG: 0.320		L9		K		P6		P6		3 1 0	0 0 0	0 0 0	0 0 0	0 0 0	1 0 0	4 2 0
Jacque Jones, L (1, 8) OBP: 0.327, SLG: 0.393 (7, 9)			P6		G4-3		G5-3		K	4	0	0	0	0	1	0
45 Sean Marshall, L (1, 1) OBP: 0.103, SLG: 0.107 43 Michael Wuertz, R (4, 1) 20 Felix Pie, L (7, 8) OBP: 0.269, SLG: 0.335			K		K		F8		K	1 1 2	0 0 0	0 0 0	0 0 0	0 0 0	1 1 1	0 0 0
Inning Stats	R: 0 E: 0 K: 0 S: 5 H: 0 LOB: 0 BB: 0 P: 9	R: 0 E: 0 K: 0 S: 11 H: 2 LOB: 1 BB: 0 P: 16	R: 0 E: 1 K: 1 S: 10 H: 0 LOB: 2 BB: 1 P: 17	R: 0 E: 0 K: 2 S: 11 H: 0 LOB: 1 BB: 1 P: 22	R: 0 E: 0 K: 1 S: 9 H: 1 LOB: 1 BB: 0 P: 17	R: 0 E: 0 K: 1 S: 12 H: 1 LOB: 2 BB: 1 P: 21	R: 0 E: 0 K: 0 S: 8 H: 0 LOB: 0 BB: 0 P: 11	R: 1 E: 0 K: 2 S: 16 H: 3 LOB: 2 BB: 0 P: 21	R: 0 E: 0 K: 2 S: 10 H: 0 LOB: 0 BB: 0 P: 17	1B: 7 2B: 0 3B: 0 HR: 0 SF: 0 SAC: 0 DP: 1 HBP: 0						

PITCHER	IP	WLS	BF	H	R	ER	SO	BB	IBB	HBP	BLK	WP	HR	S	P	ERA	WHIP
51 Wandy Rodriguez, L (1, 1) ERA: 4.49	6.0	W	25	4	0	0	5	3	0	0	0	0	0	58	102	0.00	1.167
Dave Borkowski, R (7, 1) ERA: 5.19	1.2		8	3	1	1	2	0	0	0	0	0	0	22	30	5.40	1.800
Trever Miller, L (8, 1) ERA: 4.83	1.1		4	0	0	0	2	0	0	0	0	0	0	12	19	0.00	0.000

PITCHER	IP	WLS	BF	H	R	ER	SO	BB	IBB	HBP	BLK	WP	HR	S	P	ERA	WHIP

AB	34
R	1
H	7
RBI	1
BB	3
SO	9
LOB	12

WP: 0 PA: 37
PB: 0
SB: 0
CS: 0

livebaseballscorecards.com

Batter	1	2	3	4	5	6	7	8	9	AB	R	H	RBI	BB	SO	LOB
9 Hunter Pence, R (1, 8) OBP: 0.356, SLG: 0.552	C FA 89 B SL 87 F SL 85 B FA 91 F FA 91 B SI 87 T FA 91 3-2 ① **K**		C FA 86 S FA 86 B SI 87 B FA 91 B SL 87 D SL 86 4-2 **1-2** **BB**			C FA 86 F FA 90 X FA 90 0-2 ① **F7**		C FA 95 S FA 94 B FA 93 B FA 95 F FA 95 F FA 95 X SL 84 2-2 ② **F8**		3	0	0	0	1	1	0
Chris Burke, R (1, 4) OBP: 0.307, SLG: 0.341	F FA 91 X SL 85 0-1 ② **G3-1**		B FA 90 X SI 86 1-0 ② ③ **G5-3** **2-3f**			C FA 86 F FA 86 B FA 90 C FA 90 1-3 ② **K**		X FA 94 0-0 ③ **F7**		4	0	0	0	0	1	2
17 Lance Berkman, S (1, 3) OBP: 0.385, SLG: 0.492	C FA 90 X FA 85 0-1 ③ **L3**			B FA 85 S CH 82 F FA 85 T FA 90 1-2 ① **K**		C CH 83 S FA 86 B CH 85 B CH 85 F FA 85 B FA 86 X CH 85 3-2 ③ **F7**			X FA 90 0-0 ① **F9**	4	0	0	0	0	1	0
45 Carlos Lee, R (1, 7) OBP: 0.359, SLG: 0.533		B FA 89 B SL 85 X FA 89 2-0 ① **F9**		C FA 86 S FA 86 C FA 86 0-3 ② **K**			X FA 84 0-0 G6-3 G4-3 **2B**		C FA 90 B CH 82 S CH 82 X CH 82 1-2 **HR**	4	2	2	1	0	1	0
Mark Loretta, R (1, 6) OBP: 0.345, SLG: 0.355		X FA 89 0-0 ② **L8**		X CH 85 0-0 ③ **G3-1**			C FA 89 X SL 84 0-1 ① **G6-3** **2-3**		B SL 86 C SL 86 B FA 93 B FA 93 X FA 92 3-1 ② **L4**	4	0	0	0	0	0	1
Luke Scott, L (1, 9) OBP: 0.351, SLG: 0.502		X FA 89 0-0 **HR**			B FA 86 X CH 82 1-0 ① **F9**		B FA 86 S SL 85 X FA 86 1-1 ② **G4-3** **3-H**		S CH 83 S CH 83 B CH 84 F CH 83 B CH 84 X CH 84 2-2 ③ **G6-3**	4	1	1	2	0	0	0
21 Ty Wigginton, R (1, 5) OBP: 0.334, SLG: 0.450		C FA 89 X FA 90 0-1 ③ **G4-3**			F SL 86 C FA 91 B FA 90 X FA 86 1-2 **G6-3** **1B**		F FA 86 C FA 90 F FA 90 B FA 89 F CH 83 X FA 91 1-2 **1B**			3	0	2	0	0	0	0
Brad Ausmus, R (1, 2) OBP: 0.314, SLG: 0.315 Mike Lamb, L (7, PH) OBP: 0.370, SLG: 0.458 43 Chris Sampson, R (7, 1) OBP: 0.154, SLG: 0.154			B FA 88 B FA 89 C FA 88 F FA 88 X SL 85 2-2 ① **G5-3**		F FA 91 B FA 90 X FA 84 1-1 ② **G6-3** **1-2**		C SL 80 F FA 92 B CU 77 X CU 78 1-2 ③ **F9**			2 1 0	0 0 0	0 0 0	0 0 0	0 0 0	0 0 0	1 1 0
Troy Patton, S (1, 1) OBP: 0.333, SLG: 0.333 Eric Munson, L (7, 2) OBP: 0.323, SLG: 0.398			B FA 88 X FA 88 1-0 G5-3 9 BB **1B**		B FA 85 C CH 84 C FA 90 B FA 91 C FA 85 2-3 ③ **K**			B FA 94 X FA 94 1-0 ① **F7**		2 1	0 0	1 0	0 0	0 0	1 0	1 0
Inning Stats	R: 0 E: 0 K: 1 S: 8 H: 0 LOB: 0 BB: 0 P: 11	R: 1 E: 0 K: 0 S: 5 H: 1 LOB: 0 BB: 0 P: 7	R: 0 E: 0 K: 0 S: 7 H: 1 LOB: 1 BB: 1 P: 15	R: 0 E: 0 K: 2 S: 7 H: 0 LOB: 0 BB: 0 P: 8	R: 0 E: 0 K: 1 S: 9 H: 1 LOB: 1 BB: 0 P: 14	R: 0 E: 0 K: 1 S: 10 H: 0 LOB: 0 BB: 0 P: 14	R: 1 E: 0 K: 0 S: 13 H: 2 LOB: 1 BB: 0 P: 16	R: 0 E: 0 K: 0 S: 8 H: 0 LOB: 0 BB: 0 P: 11	R: 1 E: 0 K: 0 S: 10 H: 1 LOB: 0 BB: 0 P: 16	1B: 3 2B: 1 3B: 0 HR: 2 SF: 0 SAC: 0 DP: 1 HBP: 0						

PITCHER		IP	WLS	BF	H	R	ER	SO	BB	IBB	HBP	BLK	WP	HR	S	P	ERA	WHIP
Jason Marquis, R ERA: 4.2	(1, 1)	6.2	W	25	5	2	2	5	1	0	0	0	0	1	56	81	2.70	0.900
49 Carlos Marmol, R ERA: 1.46	(7, 1)	0.1	H	1	0	0	0	0	0	0	0	0	0	0	3	4	0.00	0.000
Bob Howry, R ERA: 3.61	(8, 1)	1.0	H	3	0	0	0	0	0	0	0	0	0	0	8	11	0.00	0.000
46 Ryan Dempster, R ERA: 3.4	(9, 1)	1.0	S	4	1	1	1	0	0	0	0	0	0	1	10	16	9.00	1.000

PITCHER	IP	WLS	BF	H	R	ER	SO	BB	IBB	HBP	BLK	WP	HR	S	P	ERA	WHIP

TOP

Houston Astros @ Chicago Cubs

Wrigley Field, Chicago, IL

Sat Sep 01 2007, 12:05 PM CDT

Att. 40,606 - Sunny - 75 F

livebaseballscorecards.com

AB	32
R	3
H	6
RBI	3
BB	1
SO	5
LOB	6

PA: 33

BOTTOM

Batter	1	2	3	4	5	6	7	8	9	AB	R	H	RBI	BB	SO	LOB
12 Alfonso Soriano, R (1, 7) OBP: 0.334, SLG: 0.507	S FA 86 S FA 88 X FA 87 0-2 ① P6		B CU 77 F FA 90 B FA 89 B FA 89 B FA 89 4-1 2 2B 2 E BB		B FA 88 B FA 88 C FA 88 F CU 76 X FA 88 2-2 ③ P2		F CH 87 F FA 90 X CU 80 0-2 1B			3	1	1	0	1	0	1
2 Ryan Theriot, R (1, 6) OBP: 0.341, SLG: 0.367	C FA 88 B CU 76 X FC 79 1-1 ② P2		B FA 88 B FA 87 X FA 88 2-0 E8 1-H 2B			B CH 86 F FA 86 B FA 87 B CH 86 F FA 88 X FA 90 3-2 ① F9	F FA 89 F FA 91 S FA 87 0-3 ③ K			4	0	1	0	0	1	1
25 Derrek Lee, R (1, 3) OBP: 0.394, SLG: 0.488	F FA 90 F FA 90 F FA 91 F FC 81 X FA 90 0-2 ③ L4		F FA 89 B FA 89 C CU 77 C FA 90 1-3 ③ K			B FA 89 B CH 77 B FA 89 C FA 88 X FA 88 3-1 16 HR 1B		B FA 88 F FA 90 X CH 87 1-1 HR		4	2	2	1	0	1	1
16 Aramis Ramirez, R (1, 5) OBP: 0.367, SLG: 0.545		B FA 88 F FA 88 X CU 77 1-1 E3		X CH 76 0-0 ① L7		1 SAFE B FA 87 X FA 87 1-0 1-H HR		B SL 88 B FA 90 X FA 90 2-0 K 33 1B 1B		4	1	2	2	0	0	0
Craig Monroe, R (1, 9) OBP: 0.266, SLG: 0.371 33 Daryle Ward, L (8, PH) OBP: 0.434, SLG: 0.517 20 Felix Pie, L (8, PR) OBP: 0.269, SLG: 0.335 (9, 8)		B FA 88 F CH 77 B CU 75 X FA 88 2-1 ① F7		S CH 77 X CH 78 0-1 ② G2-3		F CU 77 C FA 89 B FA 89 F CU 75 S CU 78 1-3 ② K		C FA 90 X FA 88 0-1 1-2 1B		3 1 0	0 0 0	0 1 0	0 0 0	0 0 0	1 0 0	1 0 0
Mark DeRosa, R (1, 4) OBP: 0.360, SLG: 0.414		C FA 88 C CU 78 F FA 89 X CU 78 0-2 ② F9		F CH 77 B FA 89 B FA 89 S FA 89 S CU 77 2-3 ③ K		F CH 78 F FA 89 H CU 78 1-2 HBP		B CU 76 L FA 88 M 2 SAFE 1 SAFE B SL 86 F FA 88 1 SAFE F FA 88 2-3 ① ② 1 SAFE S SL 85 K 2-3		3	0	0	0	0	2	3
Jason Kendall, R (1, 2) OBP: 0.303, SLG: 0.318		B FA 90 C FA 88 F FA 89 B FA 89 X FA 88 2-2 ③ G3			C FA 88 H FA 89 1-1 SH5-3 HBP	C FA 87 B FA 87 D CU 76 F FA 88 B FA 88 X FA 88 3-2 ③ F9		B FA 90 B CH 86 1 SAFE C FA 89 F FA 88 B FA 89 X FA 89 3-2 ③ G6-3		3	0	0	0	0	0	3
Jacque Jones, L (1, 8) OBP: 0.324, SLG: 0.390 (9, 9)			C FA 90 X FA 89 0-1 ① G4-3		B FA 87 F CU 76 1 SAFE S CU 75 X FA 90 1-2 ① F7		M FA 89 X FA 90 0-1 ① F9			3	0	0	0	0	0	1
Jason Marquis, L (1, 1) OBP: 0.164, SLG: 0.250 49 Carlos Marmol, R (7, 1) 17 Mike Fontenot, L (7, PH) OBP: 0.341, SLG: 0.420 Bob Howry, L (8, 1) 46 Ryan Dempster, R (9, 1)			S FA 90 F FA 90 B CU 79 X FC 81 1-2 ② F9		X FA 88 0-0 ② SH5-3 1-2		B CH 86 X FA 90 1-0 ② G4-3			1 0 1 0 0	0 0 0 0 0	0 0 0 0 0	0 0 0 0 0	0 0 0 0 0	0 0 0 0 0	0 0 0 0 0
Inning Stats	R: 0 E: 0 K: 0 S: 10 H: 0 LOB: 0 BB: 0 P: 11	R: 0 E: 1 K: 0 S: 11 H: 0 LOB: 1 BB: 0 P: 16	R: 1 E: 1 K: 1 S: 10 H: 1 LOB: 1 BB: 1 P: 18	R: 0 E: 0 K: 1 S: 6 H: 0 LOB: 0 BB: 0 P: 8	R: 0 E: 0 K: 0 S: 8 H: 0 LOB: 1 BB: 0 P: 12	R: 2 E: 0 K: 1 S: 15 H: 2 LOB: 1 BB: 0 P: 27	R: 0 E: 0 K: 1 S: 9 H: 1 LOB: 1 BB: 0 P: 10	R: 1 E: 0 K: 1 S: 13 H: 3 LOB: 1 BB: 0 P: 21		1B: 4 2B: 1 3B: 0 HR: 2	SF: 0 SAC: 1 DP: 0 HBP: 2		WP: 0 PB: 0 SB: 0 CS: 0	PA: 34	

PITCHER		IP	WLS	BF	H	R	ER	SO	BB	IBB	HBP	BLK	WP	HR	S	P	ERA	WHIP
Troy Patton, L ERA: 3.86	(1, 1)	6.0	L	25	3	3	2	3	1	0	2	0	0	1	60	92	3.00	0.667
43 Chris Sampson, R ERA: 4.53	(7, 1)	2.0		9	4	1	1	2	0	0	0	0	0	1	22	31	4.50	2.000

PITCHER	IP	WLS	BF	H	R	ER	SO	BB	IBB	HBP	BLK	WP	HR	S	P	ERA	WHIP

Houston Astros @ Chicago Cubs

Wrigley Field, Chicago, IL

Sat Sep 01 2007, 12:05 PM CDT

Att. 40,606 - Sunny - 75 F

livebaseballscorecards.com

AB	30
R	4
H	7
RBI	3
BB	1
SO	5
LOB	11

Batter	1	2	3	4	5	6	7	8	9	AB	R	H	RBI	BB	SO	LOB
9 Hunter Pence, R (1, 8) OBP: 0.360, SLG: 0.553	S B B B S FA 92 B FA 92 4-2 17 HR BB	C CU 72 X 0-1 1-H 2B		B FA 90 B CH 82 B FA 90 C FA 90 F FA 90 B FA 89 4-2 S BB		B SL 87 F SL 79 X FA 94 1-1 ② G6-3			S SL 87 B SL 88 F SL 87 B SL 87 B X 3-2 ① G4-3	3	1	1	1	2	0	0
Craig Biggio, R (1, 4) OBP: 0.286, SLG: 0.394 Mark McLemore, L (6, 1) Dave Borkowski, R (6, 1) Trever Miller, R (7, 1) Luke Scott, L (8, 9) OBP: 0.350, SLG: 0.500	1 SAFE F FA 93 B FA 84 B FA 91 1 SAFE S FA 91 F FA 90 C CU 75 2-3 ① K	X FA 89 0-0 ② P3		1 SAFE C CU 72 F FA 89 X CU 73 0-2 ③ F8 1-2		B CH 79 S S B B S 3-3 ③ K			S FA 94 B CH 83 S CH 83 S CH 84 1-3 ② K	4 0 0 0 1	0 0 0 0 0	0 0 0 0 0	0 0 0 0 0	0 0 0 0 1	2 0 0 0 0	3 0 0 0 0
17 Lance Berkman, S (1, 3) OBP: 0.387, SLG: 0.497	B FA 92 1 SAFE X FA 91 1-0 1-H HR	B CH 83 B FA 90 C FA 89 B CH 82 B FA 88 4-1 BB			B H 2-0 21 2B HBP		C SL 87 X FA 93 0-1 ① F8		C SL 89 S CH 84 S CH 86 0-3 ③ K2-3	3	2	1	2	1	1	0
45 Carlos Lee, R (1, 7) OBP: 0.357, SLG: 0.529	F FA 91 S CU 75 F CU 74 B FA 91 F FA 92 B CU 80 B CU 74 X FA 90 3-2 ② P3	F FA 88 F CU 73 X FA 90 0-2 ③ G4-3			X 0-0 ① F7		B SL 81 F FA 94 B FA 94 F FA 94 B FA 95 F SL 84 X FA 95 3-2 ② P4			4	0	0	0	0	0	3
21 Ty Wigginton, R (1, 5) OBP: 0.335, SLG: 0.452	X FA 92 0-0 S 1B		F FA 88 B CU 71 F CH 80 B FA 90 C CU 72 2-3 ① K		F 1 SAFE B B F F F B F 3-2 X 1-H 2B		B CU 82 F FA 94 B SL 82 B SL 83 X FA 93 3-1 ③ F8			4	1	2	1	0	1	0
Chris Burke, R (1, 9) OBP: 0.306, SLG: 0.337 (6, 4)	C FA 90 1 SAFE B CU 73 B B B 4-1 1-2 BB		B F F F F F F C 1-3 ② K		B B B X 3-0 ② F7			B SL 83 X FA 92 1-0 ① F7		3	0	0	0	1	1	1
Eric Bruntlett, R (1, 6) OBP: 0.333, SLG: 0.279	F B S FA 90 B CU 74 F FA 89 C CU 72 2-3 ③ K		C FA 85 F C CU 73 0-3 ③ K		D F F B F X 2-2 2-H 2B			F FA 93 B FA 95 B SL 84 B FA 95 F FA 94 B FA 95 4-2 S BB		3	0	1	1	1	2	2
Eric Munson, L (1, 2) OBP: 0.313, SLG: 0.385		B B S B X 3-1 ① F7		T FA 89 C CU 72 B CU 74 X CU 80 1-2 ① G4-3	X 0-0 ③ G3			1 SAFE B CH 85 B FA 92 C FA 92 S CH 84 F FA 92 B FA 92 F FA 86 X FA 92 3-2 ② L8 1-2		4	0	0	0	0	0	2
Woody Williams, R (1, 1) OBP: 0.091, SLG: 0.145 Josh Anderson, L (6, PH) (6, 9) Mark Loretta, R (8, PH) OBP: 0.344, SLG: 0.354 Chad Qualls, R (8, 1)		X CU 73 0-0 9 2B 1B		S FA 90 B SL 82 T FA 88 B CU 72 X FA 89 2-2 ② G4-3		B FA 92 F FA 93 B FA 86 F SL 85 S SL 84 2-3 ① K		D SL 81 X FA 92 1-0 ③ F8		2 1 1 0 0	1 0 0 0 0	1 0 0 0 0	0 0 0 0 0	0 0 0 0 0	0 1 0 0 0	0 0 1 0 0
Inning Stats	R: 2 E: 0 K: 2 S: 18 H: 2 LOB: 2 BB: 2 P: 34	R: 1 E: 0 K: 0 S: 10 H: 2 LOB: 2 BB: 1 P: 17	R: 0 E: 0 K: 3 S: 13 H: 0 LOB: 0 BB: 0 P: 16	R: 0 E: 0 K: 0 S: 11 H: 0 LOB: 1 BB: 1 P: 18	R: 2 E: 0 K: 0 S: 13 H: 2 LOB: 1 BB: 0 P: 23	R: 0 E: 0 K: 2 S: 8 H: 0 LOB: 0 BB: 0 P: 14	R: 0 E: 0 K: 0 S: 8 H: 0 LOB: 0 BB: 0 P: 14	R: 0 E: 0 K: 0 S: 9 H: 0 LOB: 1 BB: 1 P: 18	R: 0 E: 0 K: 2 S: 9 H: 0 LOB: 0 BB: 0 P: 13	1B: 2 2B: 3 3B: 0 HR: 1	SF: 0 SAC: 0 DP: 0 HBP: 1			WP: 0 PB: 0 SB: 3 CS: 0	PA: 39	

PITCHER		IP	WLS	BF	H	R	ER	SO	BB	IBB	HBP	BLK	WP	HR	S	P	ERA	WHIP
53 Rich Hill, L ERA: 3.84	(1, 1)	5.0		26	6	5	5	5	4	0	1	0	0	1	65	108	9.00	2.000
43 Michael Wuertz, R ERA: 3.71	(6, 1)	1.0		3	0	0	0	2	0	0	0	0	0	0	8	14	0.00	0.000
34 Kerry Wood, R ERA: 2.84	(7, 1)	1.1		5	0	0	0	0	1	0	0	0	0	0	11	22	0.00	0.750
47 Scott Eyre, L ERA: 4.98	(8, 1)	0.1		1	0	0	0	0	0	0	0	0	0	0	5	8	0.00	0.000
49 Carlos Marmol, R ERA: 1.46	(8, 1)	0.1	W	1	0	0	0	0	0	0	0	0	0	0	1	2	0.00	0.000

PITCHER		IP	WLS	BF	H	R	ER	SO	BB	IBB	HBP	BLK	WP	HR	S	P	ERA	WHIP
46 Ryan Dempster, R ERA: 3.33	(9, 1)	1.0	S	3	0	0	0	2	0	0	0	0	0	0	9	13	0.00	0.000

TOP

Houston Astros @ Chicago Cubs

Wrigley Field, Chicago, IL

Sun Sep 02 2007, 1:20 PM CDT

Att. 41,415 - Sunny - 80 F

livebaseballscorecards.com

AB	33
R	5
H	6
RBI	5
BB	5
SO	9
LOB	12

Batter	1	2	3	4	5	6	7	8	9	AB	R	H	RBI	BB	SO	LOB
12 Alfonso Soriano, R (1, 7) OBP: 0.335, SLG: 0.509	X 0-0 2 G3 2B		C F F F F F S 0-3 ② K		B X 1-0 ① F8	F SL 85 F FA 90 X CU 75 0-2 ① SF8 3-H		S FA 95 X 0-1 25 HR 1B		4	1	2	1	0	1	0
2 Ryan Theriot, R (1, 6) OBP: 0.342, SLG: 0.365	C X SL 81 0-1 ① G3 2-3		B B B B 4-0 25 E 25 S 25 1B BB		C SL 82 C FA 87 B CU 73 F F X 1-2 ② P6	B FA 91 C FA 92 F SL 86 X FA 92 1-2 1-2 2-H 1B		1 SAFE C SL 88 1 SAFE X SL 87 0-1 ② F9		4	1	1	1	1	0	2
25 Derrek Lee, R (1, 3) OBP: 0.398, SLG: 0.497	F FA 86 H FA 86 1-1 HBP		C F FA 89 F FA 84 F FA 86 B CU 75 B CU 74 X 2-2 16 1B 1-H 1B		F SL 83 B SL 81 X 1-1 BB 16 BB 1B	F FA 92 X FA 92 0-1 ② F8		F FA 95 1 SAFE X 0-1 1-H HR		4	1	3	3	0	0	2
16 Aramis Ramirez, R (1, 5) OBP: 0.369, SLG: 0.544 17 Mike Fontenot, L (7, 4) OBP: 0.339, SLG: 0.417	C FA 86 C FA 87 B FA 86 1 SAFE S CH 79 1-3 ② K		S F FA 85 F CH 78 F CH 79 B FA 86 F FA 84 X SL 82 1-2 1-2 1B		B FA 87 B CH 80 F CH 79 B SL 84 B SL 84 4-1 FC5 BB 1-2 BB	B FA 92 C CH 85 C FA 92 B SL 86 F FA 92 F FA 93 C FA 93 3-3 ③ K		S SL 88 F SI 93 B SL 91 F FA 94 X SL 90 1-2 ③ F8		3 1	0 0	1 0	0 0	1 0	2 0	4 0
Cliff Floyd, L (1, 9) OBP: 0.358, SLG: 0.383 19 Matt Murton, R (7, PH) OBP: 0.346, SLG: 0.421 (8, 9) 20 Felix Pie, L (9, 8) OBP: 0.269, SLG: 0.335	B FA 85 F FA 86 F FA 85 1 SAFE D CU 76 B CU 76 F CU 77 S CH 80 3-3 ③ K		B CU 73 X SL 85 1-0 ③ P6		B CU 74 S CU 75 B FA 86 F SL 86 B CU 74 B CU 76 4-2 FC5 1-2 2-3 BB		B CH 78 S CH 81 X FA 88 1-1 HR		2 1 0	0 1 0	0 1 0	0 1 0	1 0 0	1 0 0	4 0 0
Mark DeRosa, R (1, 4) OBP: 0.357, SLG: 0.410 (7, 5)		C CU 72 B FA 85 X 1-1 ① F8		B X 1-0 ① G5-3	B SL 82 X SL 82 1-0 ③ FC5 1-2 2-3f		B CH 81 B FA 87 F FA 86 F FA 86 X 2-2 ① F9		4	0	0	0	0	0	3
Jacque Jones, L (1, 8) OBP: 0.324, SLG: 0.387 (9, 9)		B CU 74 C CU 73 S SL 85 B CU 78 F SL 85 C CU 75 2-3 ② K		B B B C S X 3-2 ② P3	B B B C B 4-1 BB E 12 SF8 BB	F CH 77 C CH 76 S SL 76 0-3 ② K		3	1	0	0	1	2	0
Jason Kendall, R (1, 2) OBP: 0.303, SLG: 0.316		C FA 87 F FA 87 B FA 86 X SL 80 1-2 ③ G5-3		C F H FA 86 1-2 HBP	C B B C FA 88 X FA 84 2-2 E6 BB 2 1B 1-2	C FA 87 B FA 88 S CH 79 X CH 78 1-2 ③ F7		3	1	0	0	0	0	1
53 Rich Hill, L (1, 1) OBP: 0.151, SLG: 0.173 43 Michael Wuertz, R (6, 1) Craig Monroe, R (6, PH) OBP: 0.268, SLG: 0.371 34 Kerry Wood, R (7, 1) 47 Scott Eyre, L (8, 1) 49 Carlos Marmol, R (8, 1) 3 Eric Patterson, L (8, PH) OBP: 0.143, SLG: 0.143 46 Ryan Dempster, R (9, 1)			X 0-0 ① G3-1	B C S X 1-2 ③ G6-3		B CH 77 B CH 78 B FA 89 B FA 88 4-0 2 1B 1-2 2-3 BB		B SL 86 C SI 93 C FA 94 S SL 89 1-3 ① K		2 0 0 0 0 0 1 0	0 0 0 0 0 0 0 0	0 0 0 0 0 0 0 0	0 0 1 0 0 0 0 1	0 0 0 0 0 0 1 0	1 0 0 0 0 0 0 0	0 0 0 0 0 0 0 0
Inning Stats	R: 0 E: 0 K: 2 S: 11 H: 1 LOB: 2 BB: 0 P: 16	R: 0 E: 0 K: 1 S: 9 H: 0 LOB: 0 BB: 0 P: 13	R: 1 E: 0 K: 1 S: 20 H: 2 LOB: 2 BB: 1 P: 28	R: 0 E: 0 K: 0 S: 9 H: 0 LOB: 1 BB: 0 P: 15	R: 0 E: 0 K: 0 S: 12 H: 1 LOB: 3 BB: 2 P: 24	R: 2 E: 1 K: 1 S: 18 H: 1 LOB: 2 BB: 2 P: 32	R: 1 E: 0 K: 1 S: 11 H: 1 LOB: 0 BB: 0 P: 15	R: 2 E: 0 K: 1 S: 13 H: 2 LOB: 0 BB: 0 P: 15		1B: 5 2B: 1 3B: 0 HR: 2	SF: 1 SAC: 0 DP: 0 HBP: 2		WP: 0 PB: 0 SB: 1 CS: 0	PA: 40		

PITCHER		IP	WLS	BF	H	R	ER	SO	BB	IBB	HBP	BLK	WP	HR	S	P	ERA	WHIP
Woody Williams, R ERA: 4.95	(1, 1)	5.0		24	4	1	1	4	3	0	2	0	0	0	61	96	1.80	1.400
Mark McLemore, L ERA: 3.51	(6, 1)	0.0		3	0	2	1	0	2	0	0	0	0	0	4	14	∞	∞
Dave Borkowski, R ERA: 5.11	(6, 1)	1.0	H	4	1	0	0	1	0	0	0	0	0	0	14	18	0.00	1.000
Trever Miller, L ERA: 4.93	(7, 1)	1.0	H	4	1	1	1	1	0	0	0	0	0	1	11	15	9.00	1.000
Chad Qualls, R ERA: 3.14	(8, 1)	1.0	L	5	2	2	2	1	0	0	0	0	0	1	13	15	18.00	2.000

PITCHER	IP	WLS	BF	H	R	ER	SO	BB	IBB	HBP	BLK	WP	HR	S	P	ERA	WHIP

BOTTOM

Houston Astros @ Chicago Cubs

Wrigley Field, Chicago, IL

Sun Sep 02 2007, 1:20 PM CDT

Att. 41,415 - Sunny - 80 F

livebaseballscorecards.com

AB	32
R	6
H	8
RBI	6
BB	5
SO	7
LOB	17

Los Angeles Dodgers @ Chicago Cubs

Wrigley Field, Chicago, IL

Mon Sep 03 2007, 3:05 PM CDT

Att. 41,070 - Sunny - 78 F

TOP

livebaseballscorecards.com

Batter	1	2	3	4	5	6	7	8	9	AB	R	H	RBI	BB	SO	LOB
15 Rafael Furcal, S (1, 6) OBP: 0.345, SLG: 0.365 14 Chin-Lung Hu, R (8, 6)	C FA 90 B FA 94 F FA 90 B FA 94 S FA 94 2-3 K		B FA 93 B FA 90 C FA 94 X FA 92 2-1 G4-3	C FA 94 B CH 82 S FA 92 C FA 91 1-3 K	B SL 82 S FA 89 C FA 89 F FA 90 B CU 81 X FA 90 2-2 P6		C FA 92 F CU 73 B FA 93 X SL 82 1-2 1B			5 0	0 0	1 0	0 0	0 0	2 0	3 0
9 Juan Pierre, L (1, 8) OBP: 0.324, SLG: 0.349	B FA 93 F FA 94 B FA 94 X FA 92 2-1 F8		C FA 90 F FA 92 B SL 88 X FA 94 1-2 G6-3		B CH 87 B FA 89 C FA 89 B FA 91 B FA 88 4-1 16 1B 16 E 12 G5-3 BB	B FA 93 X FA 92 1-0 12 1B 2B	X FA 93 0-0 F7			4	2	1	0	1	0	1
16 Andre Ethier, L (1, 9) OBP: 0.355, SLG: 0.450 (7, 7)	C FA 94 X CH 87 0-1 1B		B FA 95 S FA 94 S FA 95 S FA 96 1-3 K		1 SAFE F FA 90 1 SAFE X FA 92 0-1 12 G5-3 55 1B 1-3 1B	B FA 94 F FA 92 F FA 94 X FA 94 1-2 F7	F FA 92 C CH 79 X FA 93 0-2 F9			5	1	2	0	0	1	2
12 Jeff Kent, R (1, 4) OBP: 0.372, SLG: 0.497 Ramon Martinez, R (6, 4) OBP: 0.237, SLG: 0.218	B FA 93 B FA 93 F FA 92 F FA 93 S FA 94 2-3 K			B FA 90 B SL 78 B FA 91 B FA 92 4-0 CS BB	B FA 90 X FA 91 1-0 G5-3 1-2 3-H	B C B X 2-1 2B 55 SF9 2-H 1B		B C F FA 91 B FA 92 F T 2-2 K		3 1	1 0	1 0	2 0	1 0	1 1	2 0
Luis Gonzalez, L (1, 7) OBP: 0.359, SLG: 0.430 27 Matt Kemp, R (7, 9) OBP: 0.367, SLG: 0.519		B FA 91 C FA 93 B FA 90 F FA 94 B FA 94 X FA 94 3-2 7 G4-3 28 G6-3 55 1B 1B		B FA 89 B FA 91 B FA 90 C FA 89 F FA 91 C FA 92 3-3 K 1-2	T FA 90 B FA 92 F FA 92 B FA 93 B CH 84 B FA 92 4-2 55 1B 7 2B BB	B FA 94 D CH 83 S FA 93 B FA 93 X FA 93 3-1 55 SF9 7 1B 1-3 2B		B CH 82 S FA 92 C FA 92 X FA 92 1-2 F9		3 1	3 0	2 0	0 0	1 0	1 0	1 0
55 Russell Martin, R (1, 2) OBP: 0.381, SLG: 0.476 Mike Lieberthal, R (8, PH) OBP: 0.271, SLG: 0.254 (8, 2)		X SL 80 0-0 7 G4-3 1-2 1B		B FA 94 B SL 82 F FA 95 F FA 94 B FA 94 B FA 96 4-2 7 BB 28 2B BB	C FA 91 B FA 92 X FA 90 1-1 7 2B 1-2 2-H 1B	C SL 81 X SL 81 0-1 SF9 2-3 3-H		C FA 92 B FA 93 C FA 92 B FA 92 B CH 83 C FA 92 3-3 K		2 1	2 0	2 0	2 0	1 1	0 0	0 0
7 James Loney, L (1, 3) OBP: 0.366, SLG: 0.467		X CH 85 0-0 G4-3 1-2 2-3		C FA 93 F CH 83 B FA 91 B FA 93 B FA 94 F CH 85 B FA 94 4-2 28 2B 21 1B 1-2 BB	C B CU 80 C SL 81 F CU 81 B F F B X 3-2 21 SH5-4 1-H 2-H 2B	B CH 82 X CU 72 1-0 3-H 1B			B FA 90 C FA 89 S SL 84 S SL 86 1-3 K	4	1	2	3	1	1	2
28 Andy LaRoche, R (1, 5) OBP: 0.422, SLG: 0.267		S SL 82 X SL 84 0-1 G6-3 3-H		C FA 93 B SL 80 F FA 93 B FA 94 X FA 94 2-2 21 1B 1-3 2-H 2B	S CU 80 B CU 80 C FA 90 X CU 81 1-2 E5 21 SH5-4	X FA 93 0-0 F8			S SL 85 C CH 78 S SL 86 0-3 K	5	1	1	2	0	1	3
21 Esteban Loaiza, R (1, 1) OBP: 0.333, SLG: 0.333 45 Scott Proctor, R (8, 1) Olmedo Saenz, R (9, PH) OBP: 0.295, SLG: 0.310 D.J. Houlton, R (9, 1)		F FA 93 B FA 94 S FA 91 D SL 81 B FA 94 S FA 95 3-3 K		F FA 90 X FA 92 0-1 2-H 3-H 1B	B FA 90 L FA 89 X CU 81 1-1 SH5-4 1-2 2-3		C FA 93 X FA 92 0-1 G5-3		B CH 78 B S S S 2-3 K	3 0 0 1 0	0 0 0 0 0	1 0 0 0 0	2 0 0 0 0	0 0 0 1 0	1 0 0 0 0	1 0 0 0 0
Inning Stats	R: 0 E: 0 K: 2 S: 10 H: 1 LOB: 1 BB: 0 P: 16	R: 1 E: 0 K: 1 S: 10 H: 2 LOB: 1 BB: 0 P: 16	R: 0 E: 0 K: 1 S: 8 H: 0 LOB: 0 BB: 0 P: 12	R: 3 E: 0 K: 2 S: 16 H: 2 LOB: 1 BB: 3 P: 34	R: 4 E: 2 K: 0 S: 23 H: 3 LOB: 2 BB: 2 P: 40	R: 3 E: 0 K: 0 S: 12 H: 4 LOB: 1 BB: 0 P: 20	R: 0 E: 0 K: 0 S: 9 H: 1 LOB: 1 BB: 0 P: 10	R: 0 E: 0 K: 2 S: 10 H: 0 LOB: 0 BB: 0 P: 16	R: 0 E: 0 K: 3 S: 9 H: 0 LOB: 0 BB: 0 P: 12	1B: 9 2B: 5 3B: 0 HR: 0 SF: 1 SAC: 1 DP: 1 HBP: 0						

PITCHER	IP	WLS	BF	H	R	ER	SO	BB	IBB	HBP	BLK	WP	HR	S	P	ERA	WHIP
38 Carlos Zambrano, R (1, 1) ERA: 4.35	4.1	L	24	7	8	8	6	5	0	0	0	0	0	52	96	16.61	2.769
13 Will Ohman, L (5, 1) ERA: 4.96	0.2		4	1	0	0	0	0	0	0	0	0	0	15	22	0.00	1.500
36 Sean Gallagher, R (6, 1) ERA: 8.59	2.0		11	5	3	3	0	0	0	0	0	0	0	21	30	13.50	2.500
47 Scott Eyre, L (8, 1) ERA: 4.87	1.0		3	0	0	0	2	0	0	0	0	0	0	10	16	0.00	0.000
43 Michael Wuertz, R (9, 1) ERA: 3.66	1.0		3	0	0	0	3	0	0	0	0	0	0	9	12	0.00	0.000

AB	38
R	11
H	13
RBI	11
BB	5
SO	11
LOB	15

WP: 0 PB: 0 SB: 0 CS: 1 PA: 45

BOTTOM

Batter	1	2	3	4	5	6	7	8	9	AB	R	H	RBI	BB	SO	LOB
12 Alfonso Soriano, R (1, 7) OBP: 0.337, SLG: 0.518	B: X 1-0: HR		F SL 82, S FA 86, F FA 87, X CH 77 0-2: 2 1B 1-H 2B ①		C CH 84, S CH 84, S CH 83 0-3: K ①		B FA 86, F FA 86, S FA 86, X SL 81 1-2: F8 ②		C FA 92, X FA 92 0-1: G5-2-3 ①② 1-2 2-3 3-Hf	3	2	2	1	0	1	1
Craig Monroe, R (7, 7) OBP: 0.266, SLG: 0.369										2	0	0	0	0	0	3
2 Ryan Theriot, R (1, 6) OBP: 0.343, SLG: 0.366	B FA 85, C SL 82, X FA 81 1-1: G1-3 ①		F SL 85, X SL 83 0-1: 25 G5-4-3 1B 3-H		B FA 85, F CH 83, B SL 80, B FA 87, B FA 86 4-1: 25 G5-4-3 BB		C FA 86, B FA 87, B CH 77, C FA 86, F SL 82, X SL 82 2-2: L4 ③		C CU 77, S CU 76, S CU 74 0-3: K ③	2	0	1	1	1	0	0
17 Mike Fontenot, L (7, 4) OBP: 0.336, SLG: 0.413										2	0	0	0	0	1	2
25 Derrek Lee, R (1, 3) OBP: 0.396, SLG: 0.494	X FA 86 0-0: F7 ②		B SL 86, X SL 80 1-0: G5-4-3 ②③ 1-2f		B SL 83, X FA 86 1-0: G5-4-3 ②③ 1-2f			C FA 96, B FA 97, F FA 96, B FA 99, B FA 96, F FA 97, F FA 96, B FA 97 4-2: 33 S BB		3	0	0	0	0	0	3
Ronny Cedeno, R (7, 6) OBP: 0.164, SLG: 0.255										0	0	0	0	1	0	0
16 Aramis Ramirez, R (1, 5) OBP: 0.366, SLG: 0.540	F FA 82, B CH 77, B FA 85, F FA 87, F SL 81, X FA 87 2-2: E6			F FA 86, S SL 82, X SL 80 0-2: F9 ①		C SL 80, B CH 76, F FA 82, B CH 83, B FA 86, S SL 81 3-3: K ①		C FA 95, C CU 77, S FA 97 0-3: K ① 1-2		3	0	0	0	0	1	0
33 Daryle Ward, L (7, 3) OBP: 0.430, SLG: 0.511										1	0	0	0	0	1	1
19 Matt Murton, R (1, 9) OBP: 0.344, SLG: 0.418	B SL 82, C FA 87, X FA 88 1-1: F9 ③			C FA 86, X 0-1: G4-3 ②		X SL 83 0-0: BLK 1B 1B		X FA 95 0-0: F9 ②		4	1	1	0	0	0	2
Mark DeRosa, R (1, 4) OBP: 0.358, SLG: 0.411		B FA 87, B FA 86, F SL 82, F SL 82, X FA 87 2-2: P3 ①		X 0-0: 1B 1B		C FA 84, C CH 76, X FA 86 0-2: 1-H 1B		C SL 86, X FA 96 0-1: G6-3 ③		4	0	2	1	0	0	1
(7, 5)																
Jacque Jones, L (1, 8) OBP: 0.324, SLG: 0.386		C FA 88, B CH 78, S CH 78, X SL 84 1-2: F7 ②		B FA 87, X SL 83 1-0: 1-2 1B		C FA 85, S CH 78, X CH 79 0-2: P5 ②			F FA 90, B CU 74, B CU 74, F FA 89, B CU 74, F FA 89, B FA 90 4-2: 20 1B 24 E G5-2-3 BB	3	0	1	0	0	0	1
47 Scott Eyre, L (8, 1)										0	0	0	0	0	0	0
43 Michael Wuertz, R (9, 1)										0	0	0	0	0	0	0
18 Geovany Soto, R (9, PH) OBP: 0.333, SLG: 0.143										0	0	0	0	1	0	0
24 Henry Blanco, R (1, 2) OBP: 0.204, SLG: 0.239	B SL 83, X FA 88 1-0: L3 ③			S FA 87, B FA 88, F FA 88, F FA 90, S FA 86 1-3: K ③		X FA 86 0-0: F8 ③			X FA 90 0-0: E6 G5-2-3 20 1B 1-2	4	0	0	0	0	1	4
38 Carlos Zambrano, S (1, 1) OBP: 0.265, SLG: 0.368			B CH 77, C FA 86, B CH 77, F SL 82, F SL 83, F SL 82, X CH 78 2-2: 12 2B 1B		C SL 80, B CH 76, X SL 81 1-1: 2B		B CH 84, C FA 85, C CH 81, F FA 82, X CH 77 1-2: F8 ①		B CU 77, X FA 91 1-0: G5-2-3 1B 1-2 2-3	1	0	1	0	0	0	0
13 Will Ohman, L (5, 1)										0	0	0	0	0	0	0
3 Eric Patterson, L (5, PH) OBP: 0.250, SLG: 0.375										1	0	1	0	0	0	0
36 Sean Gallagher, R (6, 1)										0	0	0	0	0	0	0
20 Felix Pie, L (7, PH) OBP: 0.271, SLG: 0.337										2	0	1	0	0	0	0
(8, 8)																

Inning Stats	1	2	3	4	5	6	7	8	9	1B: 7	SF: 0	WP: 0	PA: 38
	R: 1 E: 1 K: 0 S: 10 H: 1 LOB: 1 BB: 0 P: 15	R: 0 E: 0 K: 0 S: 7 H: 0 LOB: 0 BB: 0 P: 11	R: 1 E: 0 K: 0 S: 12 H: 3 LOB: 0 BB: 0 P: 15	R: 0 E: 0 K: 1 S: 11 H: 2 LOB: 2 BB: 0 P: 13	R: 0 E: 0 K: 1 S: 7 H: 1 LOB: 1 BB: 1 P: 13	R: 1 E: 0 K: 1 S: 11 H: 2 LOB: 1 BB: 0 P: 14	R: 0 E: 0 K: 0 S: 11 H: 0 LOB: 0 BB: 0 P: 15	R: 0 E: 0 K: 1 S: 10 H: 0 LOB: 1 BB: 1 P: 14	R: 0 E: 1 K: 1 S: 10 H: 1 LOB: 2 BB: 1 P: 15	2B: 2 3B: 0 HR: 1	SAC: 0 DP: 3 HBP: 0	PB: 0 SB: 1 CS: 0	

PITCHER		IP	WLS	BF	H	R	ER	SO	BB	IBB	HBP	BLK	WP	HR	S	P	ERA	WHIP
21 Esteban Loaiza, R	(1, 1)	7.0	W	29	9	3	3	3	1	0	0	1	0	1	69	96	3.86	1.429
ERA: 2.49																		
45 Scott Proctor, R	(8, 1)	1.0		4	0	0	0	1	1	0	0	0	0	0	10	14	0.00	1.000
ERA: 3.86																		
D.J. Houlton, R	(9, 1)	1.0		5	1	0	0	1	1	0	0	0	0	0	10	15	0.00	2.000
ERA: 4.86																		

PITCHER	IP	WLS	BF	H	R	ER	SO	BB	IBB	HBP	BLK	WP	HR	S	P	ERA	WHIP

Los Angeles Dodgers @ Chicago Cubs

Wrigley Field, Chicago, IL

Mon Sep 03 2007, 3:05 PM CDT

Att. 41,070 - Sunny - 78 F

livebaseballscorecards.com

AB	35
R	3
H	10
RBI	3
BB	3
SO	5
LOB	18

Batter	1	2	3	4	5	6	7	8	9	AB	R	H	RBI	BB	SO	LOB
15 Rafael Furcal, S (1, 6) OBP: 0.344, SLG: 0.364	X 0-0 ① G3		C B X CH 81 1-1 ③ G4-3		C CH 81 B FA 88 B CH 80 X CU 76 2-1 9 1B 27 1B 2-3 1B		X SL 90 0-0 ② G6-3 2-3	B SL 86 F FA 91 F SL 87 X SL 86 1-2 ② ③ F7-2 3-H		5	1	1	0	0	0	4
9 Juan Pierre, L (1, 8) OBP: 0.325, SLG: 0.349	C FA 86 B CU 76 L CH 82 X CH 81 1-2 ② G1-3			B CH 80 C FA 85 C CU 73 F FA 86 X CH 81 1-2 ① G4-3	1 SAFE X FA 87 0-0 27 S 27 1B 1-3 3-H 1B		B FA 92 F SL 92 X FA 95 1-1 27 1B 3-H 1B		B FA 91 X SL 82 1-0 ① F7	5	0	2	2	0	0	0
27 Matt Kemp, R (1, 9) OBP: 0.377, SLG: 0.535	B CU 76 C CU 74 B FA 86 X CH 81 2-1 E5 12 CS			B CU 78 B FA 87 F FA 86 X CH 82 2-1 S 1B 1B	C CU 76 X CH 81 0-1 ③ 1-H 3-H 1B		1 SAFE B CH 87 1 SAFE B FA 93 F FA 95 T SL 84 X SL 85 2-2 1-2 1B		C CU 78 B FA 91 X FA 93 1-1 3B	5	1	4	1	0	0	0
12 Jeff Kent, R (1, 4) OBP: 0.370, SLG: 0.493 13 Tony Abreu, S (9, 4) OBP: 0.328, SLG: 0.415	B FA 87 1 SAFE B CU 77 B FA 87 C FA 88 1 SAFE 3-1 ③ CS 1-2	X CU 74 0-0 55 FC9-6 BB 1B		X CH 80 0-0 ② F9		F FA 86 B FA 87 B FA 86 B CH 78 X FA 86 3-1 ① P6	S FA 94 X SL 85 0-1 ③ G5-3		C FA 91 F FA 92 S FA 93 0-3 ② K	5 0	0 0	1 0	0 0	0 0	1 0	4 0
Luis Gonzalez, L (1, 7) OBP: 0.362, SLG: 0.431 Wilson Valdez, R (8, PR) OBP: 0.263, SLG: 0.309 16 Andre Ethier, L (8, 7) OBP: 0.354, SLG: 0.448		B CH 79 B CH 80 B FA 86 C FA 85 B FA 86 4-1 55 FC9-6 1-2 BB		1 SAFE 1 SAFE B FA 86 B CH 81 X CH 81 2-0 1-H 1B		C CU 73 F FA 86 B CH 81 X CU 76 1-2 ② G6-3		C FA 89 B SL 82 C SL 81 F FA 89 F CU 81 B CU 81 X FA 89 2-2 55 2B BB 1B	B SL 87 F FA 92 S SI 87 F SL 86 F FA 92 B CU 76 F SL 87 B CH 82 C SL 84 3-3 ③ K	3 0 1 1	0 1 0 0	2 0 0 0	1 0 0 1	1 0 0 1	0 0 0 0	0 0 1 1
55 Russell Martin, R (1, 2) OBP: 0.380, SLG: 0.477		C FA 87 B CH 81 B CH 83 C CU 76 X CH 82 2-2 ① FC9-6 7 L6-3 1-2f 2-3		X CH 80 0-0 ③ F9		C CH 82 B FA 87 B CH 81 B CU 76 F FA 87 X FA 86 3-2 ③ G6-3		B FA 90 C FA 88 1 SAFE X FA 89 1-1 BB 15 F7-2 1-3 2B		4	0	1	0	0	0	3
7 James Loney, L (1, 3) OBP: 0.368, SLG: 0.466		C CH 82 B CU 77 X FA 87 1-1 ② ③ L6-3 1-1			C CH 78 S CH 80 S FA 87 0-3 ① K		B FA 95 F FA 90 B SL 83 B FA 95 X FA 95 3-1 28 2B 1B	B CU 80 B FA 88 I I 4-0 BB IBB		3	1	1	0	1	1	2
28 Andy LaRoche, R (1, 5) OBP: 0.418, SLG: 0.292 Ramon Martinez, R (7, 5) OBP: 0.243, SLG: 0.218			F CU 76 B CH 81 F CH 81 B FA 86 S 2-3 ① K		F CH 79 B CH 80 S CH 81 T FA 88 1-2 ② K		1 SAFE S SL 84 1 SAFE F SL 84 1 SAFE X FA 94 0-2 15 G6-3 9 1B 1-H 2B	B FA 92 B FA 93 B FA 90 B FA 92 4-0 1-2 2-3 3-H BB		3 0	1 0	1 0	1 1	0 0	2 0	0 0
31 Brad Penny, R (1, 1) OBP: 0.276, SLG: 0.339 Mark Sweeney, L (8, PH) OBP: 0.344, SLG: 0.385 51 Jonathan Broxton, R (8, 1) 44 Takashi Saito, L (9, 1)			F FA 87 X 0-1 ② F8		F FA 86 X CH 80 0-1 15 1B 9 1B 2B		B FA 92 L FA 93 C S SL 85 1-3 ① K	S FA 92 S SL 87 F FA 93 D SL 88 C SI 92 1-3 ① K		3 1 0 0	1 0 0 0	1 0 0 0	0 0 0 0	0 0 0 0	1 1 0 0	1 3 0 0
Inning Stats	R: 0 E: 1 K: 0 S: 7 H: 0 LOB: 0 BB: 0 P: 13	R: 0 E: 0 K: 0 S: 7 H: 1 LOB: 1 BB: 1 P: 14	R: 0 E: 0 K: 1 S: 7 H: 0 LOB: 0 BB: 0 P: 10	R: 1 E: 0 K: 0 S: 9 H: 2 LOB: 1 BB: 0 P: 14	R: 2 E: 0 K: 2 S: 13 H: 4 LOB: 2 BB: 0 P: 16	R: 0 E: 0 K: 0 S: 8 H: 0 LOB: 0 BB: 0 P: 15	R: 2 E: 0 K: 1 S: 16 H: 4 LOB: 2 BB: 0 P: 23	R: 1 E: 0 K: 1 S: 14 H: 2 LOB: 2 BB: 2 P: 27	R: 0 E: 0 K: 2 S: 12 H: 1 LOB: 1 BB: 0 P: 17	1B: 10 2B: 5 3B: 1 HR: 0	SF: 0 SAC: 0 DP: 2 HBP: 0						

TOP

Los Angeles Dodgers @ Chicago Cubs

Wrigley Field, Chicago, IL

Tue Sep 04 2007, 7:05 PM CDT

Att. 37,834 - Clear - 80 F

livebaseballscorecards.com

AB	38
R	6
H	14
RBI	6
BB	3
SO	7
LOB	18

WP: 0 PB: 0 SB: 2 CS: 1 PA: 42

PITCHER		IP	WLS	BF	H	R	ER	SO	BB	IBB	HBP	BLK	WP	HR	S	P	ERA	WHIP
52 Steve Trachsel, R ERA: 4.48	(1, 1)	6.0	L	24	7	3	3	3	1	0	0	0	0	0	51	82	4.50	1.333
34 Kerry Wood, R ERA: 3.95	(7, 1)	1.0		7	4	2	2	1	0	0	0	0	0	0	16	23	18.00	4.000
13 Will Ohman, L ERA: 5.23	(8, 1)	0.0		3	2	1	1	0	0	1	0	0	0	0	7	14	∞	∞
22 Kevin Hart, R ERA:	(8, 1)	2.0		7	1	0	0	3	1	0	0	0	0	0	19	30	0.00	1.000

PITCHER	IP	WLS	BF	H	R	ER	SO	BB	IBB	HBP	BLK	WP	HR	S	P	ERA	WHIP

Batter	1	2	3	4	5	6	7	8	9	AB	R	H	RBI	BB	SO	LOB
12 Alfonso Soriano, R (1, 7) OBP: 0.336, SLG: 0.516	S F B X 1-2 25 G6-4-3 2 1B 1B		F FA 92 F FA 94 B FA 95 F CH 84 F FA 96 X FA 96 1-2 ① P6		X FA 93 0-0 ② P6		B FA 94 X FA 95 1-0 ② F8			4	0	1	0	0	0	1
2 Ryan Theriot, R (1, 6) OBP: 0.343, SLG: 0.365	X FA 94 0-0 25 G6-4-3 1-2 1B		B CH 84 X FA 94 1-0 ② G1-3		C FA 93 C CU 80 B FA 95 X FA 95 1-2 ③ G4-3		X FA 94 0-0 ③ G5-3			4	0	1	0	0	0	1
25 Derrek Lee, R (1, 3) OBP: 0.395, SLG: 0.494	B CU 79 C FA 95 D SL 87 S FA 94 B FA 95 X FA 95 3-2 ① ② G6-4-3 1-2f 2-3		F FA 95 B FA 94 B FA 94 X FA 95 2-1 2B			C CH 83 F CU 79 F FA 95 S FA 95 0-3 ① K		F FA 97 B FA 98 X FA 97 1-1 ① F9		4	0	1	0	0	1	2
16 Aramis Ramirez, R (1, 5) OBP: 0.367, SLG: 0.538	B CU 81 B FA 95 B CH 87 B FA 95 4-0 33 BB BB		B CU 79 X CH 86 1-0 ③ G6-3			X CH 82 0-0 E5 33 2B		X FA 97 0-0 33 G3-6-3 1B		3	1	1	0	1	0	1
33 Daryle Ward, L (1, 9) OBP: 0.441, SLG: 0.527	B FA 95 B FA 95 B FA 96 B FA 95 4-0 1-2 BB			C FA 93 F FA 94 F CH 85 X FA 95 0-2 1B FC4-6 1B		X CH 83 0-0 1B 1-H 2B		B SL 86 B FA 97 F FA 96 S SL 88 X SL 88 2-2 ② ③ G3-6-3 1-2f		3	1	2	1	1	0	1
Mark DeRosa, R (1, 4) OBP: 0.362, SLG: 0.413	X FA 95 0-0 ③ L9			C CH 85 S CU 78 B CU 79 B FA 96 B CU 80 X FA 95 3-2 FC4-6 1-3 1B		X CU 78 0-0 G4-6-3 2-3 1B			B FA 94 S FA 94 B FA 94 S FA 94 B FA 95 B FA 94 4-2 L1-3 BB	3	0	2	0	1	0	3
Jacque Jones, L (1, 8) OBP: 0.321, SLG: 0.382		B FA 92 F FA 92 F FA 94 B FA 95 S CH 85 2-3 ① K		B CU 80 S CH 86 B CH 86 F CH 87 F CU 77 X CH 86 2-2 ① FC4-6 G6-3 1-2f 3-H		B CH 85 S FA 95 X FA 96 1-1 ② ③ G4-6-3 1-2f			X FA 94 0-0 ① ② L1-3 1-1	4	0	0	1	0	1	4
Jason Kendall, R (1, 2) OBP: 0.300, SLG: 0.313		B FA 94 C FA 93 X FA 94 1-1 ② G6-3		C FA 94 X FA 95 0-1 ② ③ G6-3 1-2f			C FA 92 C FA 95 F FA 95 X FA 94 0-2 ① G6-3		C FA 94 B FA 94 X FA 94 1-1 ③ F8	4	0	0	0	0	0	1
52 Steve Trachsel, R (1, 1) 34 Kerry Wood, R (7, 1) 17 Mike Fontenot, L (7, PH) OBP: 0.339, SLG: 0.413 13 Will Ohman, L (8, 1) 22 Kevin Hart, R (8, 1)		C FA 93 F FA 94 B CU 79 F FA 95 X CU 75 1-2 ③ G6-3			C FA 93 X FA 94 0-1 ① G4-3		B FA 92 B FA 93 B FA 94 C FA 93 B FA 93 4-1 BB			2 0 0 0 0	0 0 0 0 0	0 0 0 0 0	0 0 0 0 0	0 0 1 0 0	0 0 0 0 0	0 0 0 0 0
Inning Stats	R: 0 E: 0 K: 0 S: 8 H: 2 LOB: 3 BB: 2 P: 20	R: 0 E: 0 K: 1 S: 9 H: 0 LOB: 0 BB: 0 P: 13	R: 0 E: 0 K: 0 S: 9 H: 1 LOB: 1 BB: 0 P: 14	R: 1 E: 0 K: 0 S: 13 H: 2 LOB: 0 BB: 0 P: 18	R: 0 E: 0 K: 0 S: 6 H: 0 LOB: 0 BB: 0 P: 7	R: 1 E: 1 K: 1 S: 9 H: 2 LOB: 1 BB: 0 P: 10	R: 0 E: 0 K: 0 S: 7 H: 0 LOB: 1 BB: 1 P: 12	R: 0 E: 0 K: 0 S: 6 H: 1 LOB: 0 BB: 0 P: 9	R: 0 E: 0 K: 0 S: 5 H: 0 LOB: 0 BB: 1 P: 10	1B: 6 2B: 3 3B: 0 HR: 0	SF: 0 SAC: 0 DP: 5 HBP: 0			WP: 0 PB: 0 SB: 0 CS: 0	PA: 35		

PITCHER	IP	WLS	BF	H	R	ER	SO	BB	IBB	HBP	BLK	WP	HR	S	P	ERA	WHIP
31 Brad Penny, R (1, 1) ERA: 2.82	7.0	W	29	7	2	1	2	3	0	0	0	0	0	61	94	1.29	1.429
51 Jonathan Broxton, R (8, 1) ERA: 2.13	1.0		3	1	0	0	0	0	0	0	0	0	0	6	9	0.00	1.000
44 Takashi Saito, R (9, 1) ERA: 1.31	1.0		3	0	0	0	0	1	0	0	0	0	0	5	10	0.00	1.000

PITCHER	IP	WLS	BF	H	R	ER	SO	BB	IBB	HBP	BLK	WP	HR	S	P	ERA	WHIP

BOTTOM

Los Angeles Dodgers @ Chicago Cubs

Wrigley Field, Chicago, IL

Tue Sep 04 2007, 7:05 PM CDT

Att. 37,834 - Clear - 80 F

livebaseballscorecards.com

AB	31
R	2
H	8
RBI	2
BB	4
SO	2
LOB	14

TOP

Los Angeles Dodgers @ Chicago Cubs

Wrigley Field, Chicago, IL

Wed Sep 05 2007, 7:05 PM CDT
Att. 39,559 - Cloudy - 84 F

livebaseballscorecards.com

Batter	1	2	3	4	5	6	7	8	9	AB	R	H	RBI	BB	SO	LOB
15 Rafael Furcal, S (1, 6) OBP: 0.342, SLG: 0.362	G6-3		G1-3		SF9 (3-H)		P2			3	0	0	1	0	0	2
9 Juan Pierre, L (1, 8) OBP: 0.324, SLG: 0.350	2B (27 S)		L5-6		FC6-4 (1-2f)			P3		4	0	1	0	0	0	2
27 Matt Kemp, R (1, 9) OBP: 0.374, SLG: 0.530	K (2-3)			1B		L8		G6-3		4	0	1	0	0	1	1
12 Jeff Kent, R (1, 4) OBP: 0.367, SLG: 0.489	F8			P4		F8		L7		4	0	0	0	0	0	2
16 Andre Ethier, L (1, 7) OBP: 0.353, SLG: 0.446		L4		F8		K			1B (7 G6-3)	4	0	1	0	0	1	1
Shea Hillenbrand, R (1, 5) OBP: 0.270, SLG: 0.331		1B (7 CS)		K (reversed)			P4		K	4	0	1	0	0	2	2
7 James Loney, L (1, 3) OBP: 0.362, SLG: 0.458		F7 (1-2)			L9		G6-3		G6-3 (1-2)	4	0	0	0	0	0	2
Mike Lieberthal, R (1, 2) OBP: 0.284, SLG: 0.271			F8		2B (50 1B; 15 SF9)		BB (2B)		G5-3	3	2	1	0	1	0	1
50 Eric Stults, L (1, 1) OBP: 0.364, SLG: 0.545			2B (15 G1-3)		1B (9 FC6-4; 2-3)		2B (1-H)			2	0	2	0	0	0	0
45 Scott Proctor, R (5, 1)										0	0	0	0	0	0	0
Olmedo Saenz, R (7, PH) OBP: 0.301, SLG: 0.327										1	0	1	1	0	0	0
14 Chin-Lung Hu, R (7, PR)										0	0	0	0	0	0	0
Rudy Seanez, R (7, 1)										0	0	0	0	0	0	0
Joe Beimel, L (7, 1)										0	0	0	0	0	0	0
49 Jon Meloan, R (8, 1)										0	0	0	0	0	0	0
Mark Hendrickson, L (8, 1) OBP: 0.107, SLG: 0.077										0	0	0	0	0	0	0
Roberto Hernandez, R (8, 1)										0	0	0	0	0	0	0

AB	33
R	2
H	8
RBI	2
BB	1
SO	4
LOB	13

Inning Stats

Inning	R	E	K	S	H	LOB	BB	P
1	0	0	1	16	1	1	0	22
2	0	0	0	8	1	0	0	11
3	0	0	0	9	1	1	0	16
4	0	0	1	7	1	1	0	8
5	1	0	0	10	2	1	0	16
6	0	0	1	8	0	0	0	10
7	1	0	0	10	1	1	1	19
8	0	0	0	14	0	0	0	20
9	0	0	1	7	1	1	0	9

1B: 4, 2B: 4, 3B: 0, HR: 0, SF: 1, SAC: 0, DP: 0, HBP: 0

WP: 0, PB: 0, SB: 1, CS: 1, PA: 35

PITCHER		IP	WLS	BF	H	R	ER	SO	BB	IBB	HBP	BLK	WP	HR	S	P	ERA	WHIP
30 Ted Lilly, L (ERA: 3.85)	(1, 1)	6.2	W	26	6	2	2	3	1	0	0	0	0	0	64	94	2.70	1.050
49 Carlos Marmol, R (ERA: 1.45)	(7, 1)	0.1	H	2	1	0	0	0	0	0	0	0	0	0	4	8	0.00	3.000
Bob Howry, R (ERA: 3.56)	(8, 1)	1.0	H	3	0	0	0	0	0	0	0	0	0	0	14	20	0.00	0.000
46 Ryan Dempster, R (ERA: 3.27)	(9, 1)	1.0		4	1	0	0	1	0	0	0	0	0	0	7	9	0.00	1.000

PITCHER	IP	WLS	BF	H	R	ER	SO	BB	IBB	HBP	BLK	WP	HR	S	P	ERA	WHIP

Batter	1	2	3	4	5	6	7	8	9	AB	R	H	RBI	BB	SO	LOB
12 Alfonso Soriano, R (1, 7) OBP: 0.337, SLG: 0.517 57 Sam Fuld, L (9, 8)	F FA 88 S FA 90 B FA 91 X CU 76 1-2 G5-4-3 1B		C CH 77 F FA 90 F FA 91 B FA 90 X 1-2 ① F8		F FA 90 B CU 76 B FA 90 B FA 89 F FA 90 F CH 80 S CH 80 3-3 ① K		C CH 87 C S SL 85 0-3 ① K	X SL 85 0-0 1-3 1B 2B		5 0	1 0	2 0	0 0	0 0	2 0	0 0
Mark DeRosa, R (1, 4) OBP: 0.366, SLG: 0.418 (9, 9)	X FA 88 0-0 ① ② G5-4-3 1-2f		B F FA 89 X CU 75 1-1 16 16 WP 16 HR 1B		B CH 80 X CH 78 1-0 25 E 2B		B FA 94 B FA 95 S SL 85 B FA 94 S SL 85 B SL 85 4-2 25 S BB	B FA 94 F FA 94 D CH 88 F SL 86 F FA 94 F FA 94 F FA 88 X FA 88 2-2 25 FC5-4 2-H 3-H 1B		4	2	3	2	1	0	1
25 Derrek Lee, R (1, 3) OBP: 0.395, SLG: 0.492	C FA 89 B CH 80 B FA 89 B FA 87 B CH 78 4-1 BB		X FA 88 0-0 ② F8		X CH 79 0-0 E9 2-H 1B		S FA 89 S CH 88 B FA 88 F FA 89 D SL 85 F FA 89 B FA 95 C SL 84 3-3 ② K 1-2	S SL 86 B SL 84 B FA 94 S SL 84 F FA 93 D SL 85 F SL 85 X SL 83 3-2 ② FC5-4 1B 1-2f		4	0	1	0	1	1	3
16 Aramis Ramirez, R (1, 5) OBP: 0.372, SLG: 0.545	X FA 88 0-0 ③ P4		B CH 78 C CH 78 X CH 80 1-1 1-H HR		B FA 87 B FA 87 I IN 75 I IN 74 4-0 IBB		I I IN 59 4-0 IBB	F FA 94 H FA 94 1-1 1B HBP		2	1	1	2	2	0	1
19 Matt Murton, R (1, 9) OBP: 0.339, SLG: 0.411 20 Felix Pie, L (6, 8) OBP: 0.271, SLG: 0.337 Jason Kendall, R (7, PH) OBP: 0.300, SLG: 0.312 Bob Howry, L (8, 1) Cliff Floyd, L (8, PH) OBP: 0.360, SLG: 0.385 17 Mike Fontenot, L (9, 4) OBP: 0.339, SLG: 0.413		X FA 87 0-0 ① G4-3	B FA 90 B CU 75 B FA 89 F FA 87 F FA 87 F FA 90 F CH 79 F FA 89 F CH 78 3-2 ③ X CH 79 F9		C FA 94 F SL 84 B FA 97 F FA 96 B SL 84 F FA 95 B S 3-3 ② K		C FA 88 X FA 90 0-1 ③ P3	B FA 94 B FA 95 X FA 95 2-0 1-2 2-3 1B		3 0 1 0 0 1 0	0 0 0 0 0 0 0	0 0 0 0 0 0 0	0 0 0 0 0 0 0	1 0 0 0 0 0 0	2 0 2 0 0 0 0	2 0 0 0 0 0 0
Craig Monroe, R (1, 8) OBP: 0.268, SLG: 0.371 (6, 9) (9, 7)		C FA 88 X CU 75 0-1 18 1B 2B		S CU 74 F FA 85 C FA 90 0-3 ① K	B B F S S 2-3 ③ K			18 CS BB 1-1 F9		4	1	1	0	1	2	5
18 Geovany Soto, R (1, 2) OBP: 0.462, SLG: 0.300		B CU 70 S CH 77 D CH 79 X CH 76 2-1 2-H 1B		X FA 90 0-0 E8 1B		B CU 76 C SL 85 F FA 94 C SL 84 1-3 ① K	B SL 87 B SL 89 B FA 88 B 4-0 ① 1-2 2 2B BB			3	1	2	1	1	1	0
Ronny Cedeno, R (1, 6) OBP: 0.155, SLG: 0.241 33 Daryle Ward, L (8, PH) OBP: 0.441, SLG: 0.527 2 Ryan Theriot, R (8, PH) OBP: 0.344, SLG: 0.369 (9, 6)		B FA 88 B FA 85 S CH 76 C FA 89 X CH 79 2-2 ② F9		C CU 73 X FA 90 0-1 ② P4		X FA 94 0-0 ② F7	B CU 70 X FA 85 1-0 S 1-H 1B 2B			3 0 1	0 0 1	0 0 1	0 0 1	0 0 1	0 0 0	2 0 0
30 Ted Lilly, L (1, 1) OBP: 0.152, SLG: 0.138 49 Carlos Marmol, R (7, 1) Jacque Jones, L (8, 8) OBP: 0.322, SLG: 0.384 46 Ryan Dempster, R (9, 1)		D CU 72 C FA 87 C FA 90 X FA 90 1-2 ③ G6-3		X FA 90 0-0 ③ G5-3		C FA 94 S FA 96 X FA 97 0-2 ③ G3	B CU 73 C CU 73 X FA 88 1-1 12 2B 2-H 1B 1B			3 0 1 0	0 0 1 0	0 0 1 0	0 0 1 0	0 0 0 0	0 0 0 0	2 0 0 0
Inning Stats	R: 0 E: 0 K: 0 S: 6 H: 1 LOB: 1 BB: 1 P: 11	R: 1 E: 0 K: 0 S: 11 H: 2 LOB: 1 BB: 0 P: 16	R: 2 E: 0 K: 0 S: 16 H: 2 LOB: 0 BB: 0 P: 22	R: 0 E: 1 K: 1 S: 7 H: 1 LOB: 1 BB: 0 P: 7	R: 1 E: 1 K: 3 S: 14 H: 2 LOB: 2 BB: 1 P: 27	R: 0 E: 0 K: 1 S: 7 H: 0 LOB: 0 BB: 0 P: 8	R: 0 E: 0 K: 2 S: 12 H: 0 LOB: 2 BB: 2 P: 23	R: 4 E: 1 K: 0 S: 21 H: 5 LOB: 3 BB: 2 P: 40		1B: 8 2B: 4 3B: 0 HR: 1 SF: 0 SAC: 0 DP: 1 HBP: 1						

PITCHER		IP	WLS	BF	H	R	ER	SO	BB	IBB	HBP	BLK	WP	HR	S	P	ERA	WHIP
50 Eric Stults, L ERA: 4.5	(1, 1)	4.1	L	22	8	4	3	2	1	1	0	0	1	1	46	70	6.23	2.077
45 Scott Proctor, R ERA: 3.77	(5, 1)	1.2		5	0	0	0	3	0	0	0	0	0	0	15	21	0.00	0.000
Rudy Seanez, R ERA: 3.65	(7, 1)	0.2		4	0	0	0	2	1	1	0	0	0	0	10	21	0.00	1.500
Joe Beimel, L ERA: 4.06	(7, 1)	0.1		1	0	0	0	0	0	0	0	0	0	0	2	2	0.00	0.000
49 Jon Meloan, R ERA: 3.86	(8, 1)	0.1		2	0	1	1	0	2	0	0	0	0	0	2	10	27.00	6.000

PITCHER		IP	WLS	BF	H	R	ER	SO	BB	IBB	HBP	BLK	WP	HR	S	P	ERA	WHIP
Mark Hendrickson, L ERA: 5.24	(8, 1)	0.0		2	2	1	1	0	0	0	0	0	0	0	3	5	∞	∞
Roberto Hernandez, R ERA: 6.02	(8, 1)	0.2		6	3	2	2	0	0	0	1	0	0	0	16	25	27.00	4.500

BOTTOM

Los Angeles Dodgers @ Chicago Cubs

Wrigley Field, Chicago, IL

Wed Sep 05 2007, 7:05 PM CDT

Att. 39,559 - Cloudy - 84 F

livebaseballscorecards.com

AB	35
R	8
H	13
RBI	7
BB	6
SO	7
LOB	18

WP: 1 PA: 42
PB: 0
SB: 2
CS: 1

Batter	1	2	3	4	5	6	7	8	9	AB	R	H	RBI	BB	SO	LOB
15 Rafael Furcal, S (1, 6) OBP: 0.339, SLG: 0.358	C FA 90 B CH 87 F FA 86 X FA 90 1-2 ① F8			F SL 85 X SL 86 0-1 ① B1-3		X SL 86 0-0 ② G4-3 2-3		B FA 94 F FA 94 S FA 94 B FA 94 X FA 94 2-2 ① P3	L FA 91 C SL 87 B SL 86 B CH 83 X CH 83 2-2 ② FC4-6 9 9 1B S 27 WP 1-2f	5	1	0	0	0	0	2
9 Juan Pierre, L (1, 8) OBP: 0.325, SLG: 0.349	F FA 90 B SI 86 X CH 84 1-1 ② G3-1			B SL 85 B CH 82 C FA 90 X SL 85 2-1 ② G4-3		B CH 83 H SI 87 2-0 HBP		X FA 94 0-0 ② F9	1 SAFE 1 SAFE B SL 85 P PO 86 C FA 92 X CH 83 2-1 27 S 1-3 1B	4	0	1	0	0	0	0
27 Matt Kemp, R (1, 9) OBP: 0.371, SLG: 0.536	C FA 91 B FA 91 X FA 86 1-1 ③ G6-3			X SL 86 0-0 ③ P4		B FA 92 F SI 87 X FA 91 1-1 ③ G6-3		C FA 94 B SL 84 X FA 93 1-1 HR	S SL 84 C SL 84 F SL 86 S SL 86 0-3 ③ K2-3 1-2 3-H	5	1	1	1	0	1	3
Luis Gonzalez, L (1, 7) OBP: 0.359, SLG: 0.427 44 Takashi Saito, L (9, 1)		B CU 72 F FA 85 X CH 82 1-1 ① G4-3			C SL 87 B FA 90 B CH 84 F SL 86 X FA 91 2-2 ① F8		F FA 86 F FA 86 C SL 86 0-3 ① K	X FA 94 0-0 ③ P6		4 0	0 0	0 0	0 0	0 0	1 0	0 0
55 Russell Martin, R (1, 2) OBP: 0.381, SLG: 0.477		S FA 90 C FA 91 B FA 90 X SL 86 1-2 ② L8			C CH 87 B SL 86 F FA 93 B FA 92 S SL 86 2-3 ② K		B SL 86 S FA 92 B CH 88 X SL 87 2-1 7 2B 1B		C SL 85 F SL 88 B CH 82 F CH 81 X FA 91 1-2 7 1B 16 HR 1B	4	2	2	0	0	1	0
7 James Loney, L (1, 3) OBP: 0.368, SLG: 0.478 Wilson Valdez, R (9, PR) OBP: 0.263, SLG: 0.309 Ramon Martinez, R (9, 5) OBP: 0.243, SLG: 0.218		C CU 74 B FA 86 C FA 91 B FA 91 S SI 87 2-3 ③ K			B SL 85 B CH 83 X SL 84 2-0 HR		B SI 88 C CH 88 B CH 85 F CH 84 F SI 88 X CH 84 1-H 2-2 2B		C SL 87 C SL 85 F CH 83 X CH 83 1-2 16 HR 0-2 1B	4 0 0	1 1 0	3 0 0	2 0 0	0 0 0	1 0 0	0 0 0
28 Andy LaRoche, R (1, 5) OBP: 0.400, SLG: 0.275 16 Andre Ethier, L (9, PH) OBP: 0.354, SLG: 0.455 (9, 7)			C CH 84 X FA 90 0-1 ① G5-3		S SL 87 F SL 87 F FA 91 B CU 76 F FA 92 B CU 76 F SL 86 S CH 82 2-3 ③ K		B SL 87 F SI 88 S SI 87 F SL 86 X CH 84 1-2 ② P5		C SL 87 X SL 87 0-1 1-H 2-H HR	3 1	0 1	0 1	0 3	0 0	1 0	1 0
13 Tony Abreu, S (1, 4) OBP: 0.333, SLG: 0.413			C CU 74 B FA 86 S CH 82 X FA 91 1-2 ② L8			B CH 81 F SL 85 B FA 91 X FA 91 2-1 15 G4-3 SH1-4 1B I IN 72 I I I 4-0 IBB		B FA 92 C FA 92 S CH 81 X FA 91 1-2 ① G4-3	3	0	1	0	1	0	1
Derek Lowe, R (1, 1) OBP: 0.186, SLG: 0.113 51 Jonathan Broxton, R (7, 1) Joe Beimel, L (7, 1) Mark Sweeney, L (9, PH) OBP: 0.349, SLG: 0.391 (9, 3)			X FA 90 0-0 ③ F8			X FA 91 0-0 ① SH1-4 1-2	X SL 86 0-0 ③ F8		C FA 91 F FA 91 F CH 84 X CH 82 0-2 15 FC4-6 1B	2 0 0 1	0 0 0 0	0 0 0 1	0 0 0 0	0 0 0 0	0 0 0 0	2 0 0 0
Inning Stats	R: 0 E: 0 K: 0 S: 7 H: 0 LOB: 0 BB: 0 P: 10	R: 0 E: 0 K: 1 S: 8 H: 0 LOB: 0 BB: 0 P: 12	R: 0 E: 0 K: 0 S: 6 H: 0 LOB: 0 BB: 0 P: 7	R: 0 E: 0 K: 0 S: 5 H: 0 LOB: 0 BB: 0 P: 7	R: 1 E: 0 K: 2 S: 13 H: 1 LOB: 0 BB: 0 P: 21	R: 0 E: 0 K: 0 S: 6 H: 1 LOB: 2 BB: 0 P: 11	R: 1 E: 0 K: 1 S: 14 H: 2 LOB: 2 BB: 1 P: 23	R: 1 E: 0 K: 0 S: 7 H: 1 LOB: 0 BB: 0 P: 10	R: 4 E: 0 K: 1 S: 27 H: 5 LOB: 2 BB: 0 P: 32	1B: 6 2B: 1 3B: 0 HR: 3 SF: 0 SAC: 1 DP: 0 HBP: 1						WP: 1 PB: 0 SB: 2 CS: 0 PA: 39	

Los Angeles Dodgers @ Chicago Cubs

Wrigley Field, Chicago, IL

Thu Sep 06 2007, 1:20 PM CDT

Att. 39,397 - Overcast - 81 F

TOP

livebaseballscorecards.com

AB	36
R	7
H	10
RBI	6
BB	1
SO	5
LOB	9

PITCHER		IP	WLS	BF	H	R	ER	SO	BB	IBB	HBP	BLK	WP	HR	S	P	ERA	WHIP
Jason Marquis, R ERA: 4.13	(1, 1)	7.0		27	4	2	2	4	0	1	1	0	0	1	59	91	2.57	0.571
Bob Howry, R ERA: 3.63	(8, 1)	1.0	H	4	1	1	1	0	0	0	0	0	0	1	7	10	9.00	1.000
46 Ryan Dempster, R ERA: 3.88	(9, 1)	0.2	L	7	5	4	4	0	0	0	0	0	0	1	23	28	54.00	7.500
43 Michael Wuertz, R ERA: 3.64	(9, 1)	0.1		1	0	0	0	1	0	0	0	0	1	0	4	4	0.00	0.000

PITCHER	IP	WLS	BF	H	R	ER	SO	BB	IBB	HBP	BLK	WP	HR	S	P	ERA	WHIP

Batter	1	2	3	4	5	6	7	8	9	AB	R	H	RBI	BB	SO	LOB
12 Alfonso Soriano, R (1, 7) OBP: 0.337, SLG: 0.528	B FA 90 X FA 90 1-0 HR		B SL 83 C SL 83 C FA 91 S SL 83 1-3 ① K		B FA 90 X SL 83 1-0 ① F8		S SL 86 B FA 97 D SL 87 B FA 96 X FA 96 3-1 1-H 2-H HR		C FA 95 S SL 83 B SL 83 S SL 84 1-3 ② K	5	2	2	4	0	2	0
2 Ryan Theriot, R (1, 6) OBP: 0.343, SLG: 0.369	X FA 90 0-0 ① G5-3		C FA 90 B FA 91 C FA 91 C FA 91 1-3 ② K		X FA 91 0-0 2B		C FA 96 S SL 87 X FA 93 0-2 ① G4-3		X FA 94 0-0 ③ P4	5	0	1	0	0	1	1
25 Derrek Lee, R (1, 3) OBP: 0.397, SLG: 0.493	B FA 90 X FA 90 1-0 33 BB 1B		B FA 92 C FA 86 B FA 91 C FA 92 B FA 91 F FA 92 B SL 85 4-2 BB		B SL 84 C FA 91 B SL 83 C FA 90 B SL 85 S SL 83 3-3 ② K		X FA 95 0-0 16 HBP 1B			3	0	2	0	1	1	1
33 Daryle Ward, L (1, 9) OBP: 0.439, SLG: 0.516 16 Aramis Ramirez, R (7, PH) OBP: 0.373, SLG: 0.545 Ronny Cedeno, R (7, PR) OBP: 0.155, SLG: 0.241 Bob Howry, L (8, 1) 46 Ryan Dempster, R (9, 1) 43 Michael Wuertz, R (9, 1)	1 SAFE B FA 89 C SL 83 B CH 85 B SL 81 B SL 82 4-1 BB 1-2 BB		B CH 86 F FA 90 X SL 84 1-1 ③ G3-4-1		X CH 86 0-0 ③ G4-3		S FA 87 F FA 88 F CU 77 H FA 90 1-2 G5-4-3 1-2 HBP			2 0 0 0 0 0	0 0 0 0 0 0	0 0 0 0 0 0	0 0 0 0 0 0	1 0 0 0 0 0	0 0 0 0 0 0	2 0 0 0 0 0
Mark DeRosa, R (1, 5) OBP: 0.365, SLG: 0.415	B FA 90 B FA 91 1 SAFE B FA 90 B 4-0 ② 1-2 BB			C FA 89 X FA 90 0-1 ① G4-3	S SL 83 F FA 90 B SL 84 F FA 89 X SL 84 1-2 ① G6-3		F FA 88 B FA 87 X FA 88 1-1 ②③ G5-4-3 1-2f			3	0	0	0	1	0	2
Jacque Jones, L (1, 8) OBP: 0.319, SLG: 0.380 (9, 9)	C FA 91 F CH 85 B CH 85 F SL 84 S CH 86 1-3 ③ K			C SL 84 B FA 90 X FA 91 1-1 ② G6-3	F FA 91 B CH 86 S SL 83 B CH 86 B SL 84 S SL 84 3-3 ② K			C FA 89 C CU 77 B FA 86 X FA 86 1-2 ① P5		4	0	0	0	0	2	2
Jason Kendall, R (1, 2) OBP: 0.299, SLG: 0.310		C FA 90 X FA 90 0-1 ① L7		B FA 90 B FA 90 C FA 90 B FA 90 C FA 90 B FA 89 4-2 17 1B BB	F FA 88 B FA 91 F FA 90 X FA 90 1-2 ③ G6-3			C FA 89 X FA 86 0-1 ② G6-3		3	0	0	0	1	0	0
17 Mike Fontenot, L (1, 4) OBP: 0.342, SLG: 0.415		C FA 90 X CH 85 0-1 ② G4-3		X SL 84 0-0 1-3 1B			B FA 89 C FA 90 B CH 85 S FA 90 X FA 90 2-2 BB 12 HR 1B	C FA 89 B SL 86 S CU 76 C FA 89 1-3 ③ K		4	1	2	0	0	1	0
Jason Marquis, L (1, 1) OBP: 0.159, SLG: 0.242 Cliff Floyd, L (7, PH) OBP: 0.363, SLG: 0.385 57 Sam Fuld, L (7, PR) (8, 9) 20 Felix Pie, L (9, 8) OBP: 0.270, SLG: 0.335		C SL 83 F FA 90 B CH 85 B CH 86 F FA 89 X SL 84 2-2 ③ G4-3		B CH 84 B FA 90 X FA 90 2-0 ③ G4-3			B CH 84 B FA 90 B FA 90 B FA 90 4-0 12 HR 1-2 BB		C FA 94 B FA 93 F FA 95 B CU 77 S FA 95 2-3 ① K	2 0 0 1 0	0 0 1 0 0	0 0 0 0 0	0 0 0 0 0	0 1 0 0 1	0 0 0 0 0	2 0 0 0 0
Inning Stats	R: 1 E: 0 K: 1 S: 8 H: 2 LOB: 2 BB: 2 P: 19	R: 0 E: 0 K: 0 S: 8 H: 0 LOB: 0 BB: 0 P: 10	R: 0 E: 0 K: 2 S: 11 H: 0 LOB: 1 BB: 1 P: 18	R: 0 E: 0 K: 0 S: 8 H: 1 LOB: 2 BB: 1 P: 15	R: 0 E: 0 K: 1 S: 6 H: 1 LOB: 1 BB: 0 P: 10	R: 0 E: 0 K: 1 S: 10 H: 0 LOB: 0 BB: 1 P: 15	R: 3 E: 0 K: 0 S: 14 H: 3 LOB: 2 BB: 1 P: 25	R: 0 E: 0 K: 1 S: 8 H: 0 LOB: 0 BB: 0 P: 10	R: 0 E: 0 K: 2 S: 7 H: 0 LOB: 0 BB: 0 P: 10	1B: 4 2B: 1 3B: 0 HR: 2	SF: 0 SAC: 0 DP: 1 HBP: 1			WP: 0 PB: 0 SB: 0 CS: 0	PA: 38		

PITCHER		IP	WLS	BF	H	R	ER	SO	BB	IBB	HBP	BLK	WP	HR	S	P	ERA	WHIP
Derek Lowe, R ERA: 3.8	(1, 1)	6.0		27	5	3	3	5	5	0	0	0	0	1	54	96	4.50	1.667
51 Jonathan Broxton, R ERA: 2.25	(7, 1)	0.1	B	3	2	1	1	0	0	0	0	0	0	1	6	9	27.00	6.000
Joe Beimel, L ERA: 3.94	(7, 1)	1.2	W	5	0	0	0	1	0	0	1	0	0	0	13	17	0.00	0.000
44 Takashi Saito, R ERA: 1.29	(9, 1)	1.0	S	3	0	0	0	2	0	0	0	0	0	0	7	10	0.00	0.000

PITCHER	IP	WLS	BF	H	R	ER	SO	BB	IBB	HBP	BLK	WP	HR	S	P	ERA	WHIP

BOTTOM

Los Angeles Dodgers @ Chicago Cubs

Wrigley Field, Chicago, IL

Thu Sep 06 2007, 1:20 PM CDT

Att. 39,397 - Overcast - 81 F

livebaseballscorecards.com

AB	32
R	4
H	7
RBI	4
BB	5
SO	8
LOB	10

Chicago Cubs @ Pittsburgh Pirates

PNC Park, Pittsburgh, PA

Fri Sep 07 2007, 7:05 PM EDT

Att. 24,489 - Partly Cloudy - 84 F

TOP

livebaseballscorecards.com

Batter	1	2	3	4	5	6	7	8	9	AB	R	H	RBI	BB	SO	LOB
12 Alfonso Soriano, R (1, 7) OBP: 0.334, SLG: 0.523	C F B X 1-2 F8 ①		C S S 0-3 K ①		B B X 2-0 G6-3 ③		C B S B S 2-3 K ③		S F F X 0-2 F9 ②	5	0	0	0	0	2	2
2 Ryan Theriot, R (1, 6) OBP: 0.341, SLG: 0.367	C B B B X 3-1 G5-3 ②		X 0-0 L9 ②			X 0-0 G6-3 ①		B C C X 1-2 25 FC4-6 1B	C X 0-1 F8 ③ 1-2	5	0	1	0	0	0	1
25 Derrek Lee, R (1, 3) OBP: 0.398, SLG: 0.495	B C B S X 2-2 L1 ③		B C X 1-1 16 1B 1B			B C B C B X 3-2 2B		C F B X 1-2 FC4-6 1B BB 1-2f ①		4	0	2	0	0	0	1
16 Aramis Ramirez, R (1, 5) OBP: 0.372, SLG: 0.542		B F S B X 2-2 L1 ①	B C F 1 X SAFE 1-2 1-3 1B ③			F F D F X 1-2 F8 ②		B S F B X 2-2 P4 ②		4	0	1	0	0	0	2
Mark DeRosa, R (1, 4) OBP: 0.366, SLG: 0.414		B C B B B 4-1 19 BB 18 1B BB		B C X 1-1 F8 ①		B B X 2-0 F9 ③		B B B C S F B 4-2 1B 1-2 BB		2	0	0	0	2	0	1
Craig Monroe, R (1, 8) OBP: 0.266, SLG: 0.368 33 Daryle Ward, L (8, PH) OBP: 0.439, SLG: 0.516 Jason Kendall, R (8, PH) OBP: 0.301, SLG: 0.311 20 Felix Pie, L (8, 8) OBP: 0.270, SLG: 0.335		B S B X 2-1 P3 ②		B F F B F B X 3-2 G5-3 ②			B X 1-0 F7 ①	C F B B B X 1-2 2-3 2-2 1B		3 0 1 0	0 0 0 0	0 0 1 0	0 0 0 0	0 0 0 0	0 0 0 0	1 0 0 0
18 Geovany Soto, R (1, 2) OBP: 0.471, SLG: 0.429	C B B C X 2-2 19 BB 1-2 1B			X 0-0 G5-3 ③			C B F B B B F X 3-2 2B 2B	B F B X 2-1 F9 ③		4	1	2	0	0	0	3
19 Matt Murton, R (1, 9) OBP: 0.338, SLG: 0.405	B B B B 4-0 53 FC4-6 1-2 2-3 BB				B B B C F F F F F 3-2 X G6-3 ①		C X 0-1 F9 ②		X 0-0 P5 ①	3	0	0	0	1	0	1
53 Rich Hill, L (1, 1) OBP: 0.145, SLG: 0.167 Ronny Cedeno, R (7, PH) OBP: 0.169, SLG: 0.273 22 Kevin Hart, R (7, 1) 47 Scott Eyre, L (7, 1) 34 Kerry Wood, R (8, 1) 17 Mike Fontenot, L (9, PH) OBP: 0.345, SLG: 0.418		C S T F X 0-2 FC4-6 1-2f ③			S M C 0-3 K ②		C F F B D B X 3-2 2-H 2B		C X 0-1 2 DI 1B	2 1 0 0 0 1	0 0 0 0 0 0	0 1 0 0 0 1	0 1 0 0 0 0	1 0 0 0 0 0	0 0 0 0 0 0	3 0 0 0 0 0
Inning Stats	R: 0 H: 0 E: 0 LOB: 0 K: 0 BB: 0 S: 8 P: 14	R: 0 H: 1 E: 0 LOB: 3 K: 0 BB: 2 S: 14 P: 28	R: 0 H: 2 E: 0 LOB: 2 K: 1 BB: 0 S: 9 P: 11	R: 0 H: 0 E: 0 LOB: 0 K: 0 BB: 0 S: 7 P: 11	R: 0 H: 0 E: 0 LOB: 0 K: 1 BB: 0 S: 11 P: 16	R: 0 H: 1 E: 0 LOB: 1 K: 0 BB: 0 S: 9 P: 15	R: 1 H: 2 E: 0 LOB: 1 K: 1 BB: 0 S: 14 P: 23	R: 0 H: 2 E: 0 LOB: 3 K: 0 BB: 1 S: 17 P: 29	R: 0 H: 1 E: 0 LOB: 1 K: 0 BB: 0 S: 10 P: 10	1B: 6 SF: 0 2B: 3 SAC: 0 3B: 0 DP: 0 HR: 0 HBP: 0						

	AB	35
	R	1
	H	9
	RBI	1
	BB	3
	SO	3
	LOB	15

WP: 0 PA: 38
PB: 0
SB: 0
CS: 0

PITCHER		IP	WLS	BF	H	R	ER	SO	BB	IBB	HBP	BLK	WP	HR	S	P	ERA	WHIP
24 Tom Gorzelanny, L ERA: 3.48	(1, 1)	7.0	W	28	6	1	1	3	2	0	0	0	0	0	72	118	1.29	1.143
Shawn Chacon, R ERA: 3.98	(8, 1)	0.2		4	1	0	0	0	1	0	0	0	0	0	12	20	0.00	3.000
Damaso Marte, L ERA: 2.06	(8, 1)	0.1		2	1	0	0	0	0	0	0	0	0	0	5	9	0.00	3.000
55 Matt Capps, R ERA: 2.13	(9, 1)	1.0		4	1	0	0	0	0	0	0	0	0	0	10	10	0.00	1.000

PITCHER	IP	WLS	BF	H	R	ER	SO	BB	IBB	HBP	BLK	WP	HR	S	P	ERA	WHIP

Batter	1	2	3	4	5	6	7	8	9	AB	R	H	RBI	BB	SO	LOB
3 Nyjer Morgan, L (1, 8) OBP: 0.364, SLG: 0.350	B B C X 2-1 19 G4-3 12 SF9 2B	C F F X 0-2 ③ G3		C X 0-1 ③ G4-3		F X 0-1 1B		F S 0-2 ③ CS 1-2		4	1	2	0	0	0	2
19 José Bautista, R (1, 5) OBP: 0.338, SLG: 0.423	B D X 2-0 ① G4-3 2-3	C X 0-1 ① G5-3	X 0-0 ① B1-3	F 1 SAFE 1 SAFE 1 SAFE B X 1-1 ③ F9						4	0	0	0	0	0	2
12 Freddy Sanchez, R (1, 4) OBP: 0.357, SLG: 0.461	C C X 0-2 ② SF9 3-H	X 0-0 ② G5-3	C F X 0-2 1B			C B B X 2-1 ① F8				3	0	1	1	0	0	0
Jason Bay, R (1, 7) OBP: 0.330, SLG: 0.424	B C F F B X 2-2 ③ F7	B C B B F F F B 4-2 25 2B BB	X 0-0 ② F8			B C X 1-1 25 FC4-6 1B				3	1	1	0	1	0	1
25 Adam LaRoche, L (1, 3) OBP: 0.342, SLG: 0.462	C B S X 1-2 ① L3	1 SAFE X 0-0 1-H 2B	C C C 0-3 ③ K			B F D 1 SAFE F X 2-2 ② FC4-6 1-2f				4	0	1	1	0	1	2
51 Steve Pearce, R (1, 9) OBP: 0.240, SLG: 0.400 13 Nate McLouth, L (7, 9) OBP: 0.329, SLG: 0.434	F X 0-1 E4 26 1B 1B	C S F F X 0-2 ③ G5-3				C B F F X 1-2 ① G5-3	C X 0-1 ③ P5			3 1	1 0	1 0	0 0	0 0	0 0	1 1
26 Ronny Paulino, R (1, 2) OBP: 0.307, SLG: 0.393	D B X 2-0 2 2B 2-H 1B		X 0-0 2 FC6-4 1B			H 1-0 2 HR HBP		B F X 1-1 ① G4-3		3	2	2	1	0	0	0
2 Jack Wilson, R (1, 6) OBP: 0.344, SLG: 0.419	B X 1-0 1-H 2B		C X 0-1 ① FC6-4 24 G3 24 S 1-2f			B F B X 2-1 1-H HR		B X 1-0 3 CS 1B		4	1	3	3	0	0	1
24 Tom Gorzelanny, R (1, 1) OBP: 0.105, SLG: 0.073 Shawn Chacon, R (8, 1) OBP: 0.273, SLG: 0.273 Damaso Marte, L (8, 1) Matt Kata, S (8, PH) OBP: 0.265, SLG: 0.372 55 Matt Capps, R (9, 1) OBP: 1.000, SLG: 1.000	S S S 0-3 ② K		D L S X 1-2 ② G3 1-3			S X 0-1 ② F7		X 0-0 ② F7		3 0 0 1 0	0 0 0 0 0	0 0 0 0 0	0 0 0 0 0	1 0 0 0 0	2 0 0 1 0	2 0 0 1 0
Inning Stats	R: 1 E: 0 K: 0 S: 10 H: 1 LOB: 0 BB: 0 P: 16	R: 2 E: 1 K: 1 S: 14 H: 3 LOB: 1 BB: 0 P: 18	R: 1 E: 0 K: 0 S: 13 H: 1 LOB: 1 BB: 1 P: 17	R: 0 E: 0 K: 0 S: 8 H: 1 LOB: 1 BB: 0 P: 9	R: 0 E: 0 K: 1 S: 8 H: 1 LOB: 1 BB: 0 P: 8	R: 2 E: 0 K: 0 S: 12 H: 2 LOB: 1 BB: 0 P: 17	R: 0 E: 1 K: 0 S: 9 H: 1 LOB: 1 BB: 0 P: 14	R: 0 E: 0 K: 0 S: 6 H: 1 LOB: 0 BB: 0 P: 8		1B: 7 2B: 3 3B: 0 HR: 1	SF: 1 SAC: 0 DP: 0 HBP: 1			WP: 0 PB: 0 SB: 1 CS: 1	PA: 37	

PITCHER		IP	WLS	BF	H	R	ER	SO	BB	IBB	HBP	BLK	WP	HR	S	P	ERA	WHIP
53 Rich Hill, L ERA: 4.02	(1, 1)	6.0	L	29	9	6	6	2	1	0	1	0	0	1	65	85	9.00	1.667
22 Kevin Hart, R ERA:	(7, 1)	0.1		2	1	0	0	0	0	0	0	0	0	0	4	7	0.00	3.000
47 Scott Eyre, L ERA: 4.8	(7, 1)	0.2		2	0	0	0	0	0	0	0	0	0	0	5	7	0.00	0.000
34 Kerry Wood, R ERA: 3.68	(8, 1)	1.0		3	1	0	0	0	0	0	0	0	0	0	6	8	0.00	1.000

PITCHER	IP	WLS	BF	H	R	ER	SO	BB	IBB	HBP	BLK	WP	HR	S	P	ERA	WHIP

BOTTOM

Chicago Cubs @ Pittsburgh Pirates

PNC Park, Pittsburgh, PA

Fri Sep 07 2007, 7:05 PM EDT

Att. 24,489 - Partly Cloudy - 84 F

livebaseballscorecards.com

AB	33
R	6
H	11
RBI	6
BB	1
SO	2
LOB	13

Chicago Cubs @ Pittsburgh Pirates

PNC Park, Pittsburgh, PA

Sat Sep 08 2007, 7:05 PM EDT

Att. 33,373 - Cloudy - 81 F

livebaseballscorecards.com

Batter	1	2	3	4	5	6	7	8	9	AB	R	H	RBI	BB	SO	LOB
12 Alfonso Soriano, R (1, 7) OBP: 0.333, SLG: 0.527	K	F8			2-H HR		G1-3			4	1	1	2	0	1	1
2 Ryan Theriot, R (1, 6) OBP: 0.341, SLG: 0.370	25 1B 3B	G6-3	F9					G4-3		4	1	1	0	0	0	0
25 Derrek Lee, R (1, 3) OBP: 0.397, SLG: 0.493	G1-3 16 1B 1B 3-H	F9	L4					G4-3		4	0	1	1	0	0	0
16 Aramis Ramirez, R (1, 5) OBP: 0.371, SLG: 0.540	SAFE G1-3 1B 1-2	F8				G5-3		G4-3		4	0	1	0	0	0	0
Cliff Floyd, L (1, 9) OBP: 0.357, SLG: 0.379 20 Felix Pie, L (9, 8) OBP: 0.270, SLG: 0.335	G1-3 1-2 2-3			L7		P4			G3	4 0	0 0	0 0	0 0	0 0	0 0	2 0
Mark DeRosa, R (1, 4) OBP: 0.367, SLG: 0.413	K			FC6-4 1B		G5-3			3B HBP	3	1	1	0	0	1	2
Jason Kendall, R (1, 2) OBP: 0.300, SLG: 0.313		G6-3		FC6-4 CS 1-2f			E8 E 2B		F7	4	1	1	0	0	0	2
Jacque Jones, L (1, 8) (9, 9) OBP: 0.321, SLG: 0.385		G4-3		CS 1-2	38 SH2-4 12 HR BB		E3 3-H		1-H 3B	3	1	1	2	1	0	0
38 Carlos Zambrano, S (1, 1) OBP: 0.271, SLG: 0.371 49 Carlos Marmol, R (7, 1) Bob Howry, L (8, 1) 18 Geovany Soto, R (9, PH) OBP: 0.444, SLG: 0.400 46 Ryan Dempster, R (9, 1)	1B				SH2-4 1-2		K		K	2 0 0 1 0	0 0 0 0 0	1 0 0 0 0	0 0 0 0 0	0 0 0 1 0	1 0 0 0 0	0 0 0 1 0

Inning Stats										
	R: 1	H: 3	R: 0	H: 1	R: 0	H: 0	R: 0	H: 1	R: 2	H: 1
	E: 0	LOB: 2	E: 0	LOB: 1	E: 0	LOB: 0	E: 0	LOB: 0	E: 0	LOB: 0
	K: 2	BB: 0	K: 0	BB: 0	K: 0	BB: 0	K: 0	BB: 0	K: 0	BB: 1
	S: 14	P: 20	S: 8	P: 12	S: 6	P: 10	S: 7	P: 12	S: 9	P: 18

Inning Stats										
	R: 0	H: 0	R: 1	H: 1	R: 0	H: 0	R: 1	H: 1	1B: 4	SF: 0
	E: 0	LOB: 0	E: 2	LOB: 0	E: 0	LOB: 0	E: 0	LOB: 1	2B: 1	SAC: 1
	K: 0	BB: 0	K: 1	BB: 0	K: 0	BB: 0	K: 1	BB: 0	3B: 2	DP: 0
	S: 4	P: 4	S: 8	P: 11	S: 10	P: 17			HR: 1	HBP: 1

	AB	33
	R	5
	H	8
	RBI	5
	BB	1
	SO	4
	LOB	8

WP: 0 PB: 0 SB: 0 CS: 1 PA: 37

PITCHER		IP	WLS	BF	H	R	ER	SO	BB	IBB	HBP	BLK	WP	HR	S	P	ERA	WHIP
45 Ian Snell, R ERA: 4.0	(1, 1)	7.0	L	28	7	4	3	3	1	0	0	0	0	1	59	93	3.86	1.143
52 Franquelis Osoria, R ERA: 3.93	(8, 1)	1.2		6	0	1	1	0	0	0	1	0	0	0	10	13	5.40	0.000
34 John Grabow, L ERA: 3.61	(9, 1)	0.1		2	1	0	0	1	0	0	0	0	0	0	4	8	0.00	3.000

PITCHER	IP	WLS	BF	H	R	ER	SO	BB	IBB	HBP	BLK	WP	HR	S	P	ERA	WHIP

Chicago Cubs @ Pittsburgh Pirates

PNC Park, Pittsburgh, PA

Sat Sep 08 2007, 7:05 PM EDT

Att. 33,373 - Cloudy - 81 F

BOTTOM

Batter	1	2	3	4	5	6	7	8	9	AB	R	H	RBI	BB	SO	LOB
3 Nyjer Morgan, L (1, 8) OBP: 0.296, SLG: 0.280	B B C F C 2-3 ① K		B F C X 1-2 ② G1-3		B F F X 1-2 ③ G6-3		X 0-0 ③ G4-3		B C F F B B S 3-3 ③ K	5	0	0	0	0	2	2
13 Nate McLouth, L (1, 9) (4, 7) OBP: 0.334, SLG: 0.435	C B C F X 1-2 BB 1B		C B B B C B 4-2 BB			F B B S X 2-2 ① G3		C C H 1-2 25 BLK 12 G2-3 HBP		2	0	1	0	1	0	0
12 Freddy Sanchez, R (1, 4) OBP: 0.355, SLG: 0.458	X 0-0 ② F8		1 SAFE 1 SAFE B C C F F X 1-2 ③ G5-3			B B C X 2-1 ② F8		X 0-0 ① G2-3 1-2		4	0	0	0	0	0	3
Jason Bay, R (1, 7) OBP: 0.331, SLG: 0.424 41 Ryan Doumit, S (4, 9) OBP: 0.341, SLG: 0.472	B 1 SAFE B B B C B 4-1 1-2 BB			C B B S S 2-3 ① K		B X 1-0 ③ G1-3		C B B C S 2-3 ② K		0 3	0 0	0 0	0 0	1 0	0 2	0 1
25 Adam LaRoche, L (1, 3) OBP: 0.343, SLG: 0.461	S S B B S 2-3 ③ K			X 0-0 ② G3-1			B B F F X 2-2 26 BB 19 BB 2 SF7 1B	B C B C B B 4-2 2-3 19 BB BB		3	1	1	0	1	1	2
19 José Bautista, R (1, 5) OBP: 0.341, SLG: 0.422		C C B T 1-2 ① K		B B S B B 4-1 BB			B F B C B F F F B 4-2 1-2 26 BB BB	C D B B B 4-1 1-2 BB		1	0	0	0	3	1	0
26 Ronny Paulino, R (1, 2) OBP: 0.306, SLG: 0.390		B X 1-0 ② G5-3		C 1 SAFE C B S 1-3 ③ K			S C B B F B F D 4-2 1-2 2-3 BB	C F X 0-2 ③ G4-3		3	0	0	0	1	1	4
2 Jack Wilson, R (1, 6) OBP: 0.342, SLG: 0.416		B F F F F B S 2-3 ③ K			B B X 2-0 ① L6		C B X 1-1 ① SF7 3-H		C C S 0-3 ① K	3	0	0	1	0	2	0
45 Ian Snell, R (1, 1) OBP: 0.151, SLG: 0.100 Josh Phelps, R (7, PH) OBP: 0.402, SLG: 0.521 52 Franquelis Osoria, R (8, 1) 34 John Grabow, L (9, 1) Matt Kata, S (9, PH) OBP: 0.263, SLG: 0.369			C F S 0-3 ① K		B B C 1-3 ② K		B C B S T 2-2 ② K		C F X 0-2 ② F8	2 1 0 0 1	0 0 0 0 0	0 0 0 0 0	0 1 0 0 0	0 0 0 0 0	2 1 0 0 0	0 2 0 0 0
Inning Stats	R: 0 E: 0 K: 2 S: 12 H: 1 LOB: 2 BB: 1 P: 21	R: 0 E: 0 K: 2 S: 9 H: 0 LOB: 0 BB: 0 P: 13	R: 0 E: 0 K: 1 S: 13 H: 0 LOB: 1 BB: 1 P: 19	R: 0 E: 0 K: 2 S: 8 H: 0 LOB: 1 BB: 1 P: 15	R: 0 E: 0 K: 1 S: 7 H: 0 LOB: 0 BB: 0 P: 11	R: 0 E: 0 K: 0 S: 6 H: 0 LOB: 0 BB: 0 P: 11	R: 1 E: 0 K: 1 S: 18 H: 1 LOB: 2 BB: 2 P: 31	R: 0 E: 0 K: 1 S: 12 H: 0 LOB: 3 BB: 2 P: 23	R: 0 E: 0 K: 2 S: 10 H: 0 LOB: 0 BB: 0 P: 13	1B: 2 2B: 0 3B: 0 HR: 0		SF: 1 SAC: 0 DP: 0 HBP: 1		WP: 0 PB: 0 SB: 0 CS: 0		PA: 37

livebaseballscorecards.com

AB	28
R	1
H	2
RBI	1
BB	7
SO	12
LOB	14

PITCHER		IP	WLS	BF	H	R	ER	SO	BB	IBB	HBP	BLK	WP	HR	S	P	ERA	WHIP
38 Carlos Zambrano, R ERA: 4.26	(1, 1)	6.0	W	25	2	1	1	8	5	0	0	0	0	0	67	112	1.50	1.167
49 Carlos Marmol, R ERA: 1.4	(7, 1)	1.2	H	8	0	0	0	2	2	0	1	1	0	0	15	29	0.00	1.200
Bob Howry, R ERA: 3.62	(8, 1)	0.1	H	1	0	0	0	0	0	0	0	0	0	0	3	3	0.00	0.000
46 Ryan Dempster, R ERA: 3.81	(9, 1)	1.0		3	0	0	0	2	0	0	0	0	0	0	10	13	0.00	0.000

PITCHER	IP	WLS	BF	H	R	ER	SO	BB	IBB	HBP	BLK	WP	HR	S	P	ERA	WHIP

Batter	1	2	3	4	5	6	7	8	9	AB	R	H	RBI	BB	SO	LOB
12 Alfonso Soriano, R (1, 7) OBP: 0.332, SLG: 0.529	B C C X 1-2 ① G5-3	B F S B B X 3-2 ③ P6 1-2 2-3			C F X 0-2 1-H HR		S S X 0-2 ① L6		C F B B S 2-3 ③ K	5	1	1	2	0	1	2
2 Ryan Theriot, R (1, 6) OBP: 0.338, SLG: 0.367	C X 0-1 ② G4-3		C C F B B B X 3-2 ① G5-3		C B F F B X 2-2 ① G1-3		C C X 0-2 ② G6-3			4	0	0	0	0	0	0
25 Derrek Lee, R (1, 3) OBP: 0.396, SLG: 0.491	C B B X 2-1 ③ G6-3		F C X 0-2 ② G6-3		X 0-0 19 FC6-4 1B		C B C B B X 3-2 ③ G6-3			4	0	1	0	0	0	0
16 Aramis Ramirez, R (1, 5) OBP: 0.370, SLG: 0.539		X 0-0 ① F9	C B B X 2-1 ③ F8		F B S S 1-3 ② K			B B C S X 2-2 2B		4	0	1	0	0	1	1
19 Matt Murton, R (1, 9) OBP: 0.341, SLG: 0.407		B B C X 2-1 G4-3 BB 1B 1B		C X 0-1 G6-4-3 1B 1B	D B X 2-0 ③ FC6-4 1-2f			F X 0-1 ① G1-3		4	1	2	0	0	0	2
Jacque Jones, L (1, 8) OBP: 0.323, SLG: 0.384		B B B F B 4-1 G4-3 1-2 1B BB		X 0-0 G6-4-3 1-2 1B		C F B C 1-3 ① K		B X 1-0 ② L5		3	1	1	0	1	1	1
Mark DeRosa, R (1, 4) OBP: 0.364, SLG: 0.409		C X 0-1 ② G4-3 1-2 2-3		F X 0-1 ① ② G6-4-3 1-2f 2-3		B F S X 1-2 ② L9		X 0-0 ③ G6-3		4	0	0	0	0	0	5
Jason Kendall, R (1, 2) OBP: 0.300, SLG: 0.313 34 Kerry Wood, R (8, 1) 13 Will Ohman, L (8, 1) Cliff Floyd, L (9, PH) OBP: 0.356, SLG: 0.378		C X 0-1 12 WP 52 1B 2-H 3-H 1B		B C F B B X 3-2 ③ L5		C X 0-1 ③ L7			C F B X 1-2 ① P6	3 0 0 1	0 0 0 0	1 0 0 0	2 0 0 0	0 0 0 0	0 0 0 0	1 0 0 0
52 Steve Trachsel, R (1, 1) OBP: 0.125, SLG: 0.125 22 Kevin Hart, R (3, 1) 63 Carmen Pignatiello, R (4, 1) 17 Mike Fontenot, L (5, PH) OBP: 0.347, SLG: 0.418 45 Sean Marshall, L (5, 1) OBP: 0.103, SLG: 0.107 43 Michael Wuertz, R (6, 1) 47 Scott Eyre, L (6, 1) 18 Geovany Soto, R (6, 2) OBP: 0.450, SLG: 0.588		C X 0-1 12 WP 1-2 1B			C B B B B 4-1 12 HR BB		B B C X 2-1 HR		B C F B F C 2-3 ② K	1 0 0 0 0 0 0 2	0 0 0 1 0 0 0 1	1 0 0 0 0 0 0 1	0 0 0 0 0 0 0 1	0 0 0 1 0 0 0 0	0 0 0 0 0 0 0 0	0 0 0 0 0 0 0 0
Inning Stats	R: 0 E: 0 K: 0 S: 7 H: 0 LOB: 0 BB: 0 P: 10	R: 2 E: 0 K: 0 S: 13 H: 3 LOB: 2 BB: 1 P: 22	R: 0 E: 0 K: 0 S: 9 H: 0 LOB: 0 BB: 0 P: 14	R: 0 E: 0 K: 0 S: 8 H: 2 LOB: 1 BB: 0 P: 11	R: 2 E: 0 K: 1 S: 13 H: 2 LOB: 1 BB: 1 P: 22	R: 0 E: 0 K: 1 S: 8 H: 0 LOB: 0 BB: 0 P: 10	R: 1 E: 0 K: 0 S: 11 H: 1 LOB: 0 BB: 0 P: 16	R: 0 E: 0 K: 0 S: 7 H: 1 LOB: 1 BB: 0 P: 10	R: 0 E: 0 K: 2 S: 10 H: 0 LOB: 0 BB: 0 P: 15	1B: 6 2B: 1 3B: 0 HR: 2 SF: 0 SAC: 0 DP: 1 HBP: 0						

TOP

Chicago Cubs @ Pittsburgh Pirates

PNC Park, Pittsburgh, PA

Sun Sep 09 2007, 1:35 PM EDT

Att. 21,861 - Cloudy - 77 F

livebaseballscorecards.com

AB	35
R	5
H	9
RBI	5
BB	2
SO	4
LOB	12

WP: 1 PA: 37
PB: 0
SB: 0
CS: 0

PITCHER		IP	WLS	BF	H	R	ER	SO	BB	IBB	HBP	BLK	WP	HR	S	P	ERA	WHIP
Matt Morris, R ERA: 4.59	(1, 1)	6.0	W	26	7	4	4	2	2	0	0	0	1	1	58	89	6.00	1.500
58 Romulo Sanchez, R ERA: 2.08	(7, 1)	1.0	H	4	1	1	1	0	0	0	0	0	0	1	11	16	9.00	1.000
Shawn Chacon, R ERA: 3.94	(8, 1)	1.0	H	4	1	0	0	0	0	0	0	0	0	0	7	10	0.00	1.000
55 Matt Capps, R ERA: 2.1	(9, 1)	1.0		3	0	0	0	2	0	0	0	0	0	0	10	15	0.00	0.000

PITCHER	IP	WLS	BF	H	R	ER	SO	BB	IBB	HBP	BLK	WP	HR	S	P	ERA	WHIP

Batter	1	2	3	4	5	6	7	8	9	AB	R	H	RBI	BB	SO	LOB
3 Nyjer Morgan, L (1, 8) OBP: 0.313, SLG: 0.300	B C B X 2-1 ① L8	B F C F X 1-2 13 WP; 12 3B; 1-2 3-H 1B		C F X 0-2 13 CS; 2-H 1B	B F C D F F B T 3-2 ② K		C X 0-1 ① FC3-5-2-6-3; 12 FC6-4; 2-3		5	1	2	2	0	1	5
13 Nate McLouth, L (1, 7) OBP: 0.335, SLG: 0.431	C B C F B X 2-2 ② G3-1	B C B B B 4-1 12 3B; 1-2 2-3 BB		1 SAFE 1 SAFE C F F B F F B 2-3 C ②③ K; 1-2		X 0-0 ③ F8		B D B B 4-0 12 FC6-4 BB		3	1	0	0	2	1	4
12 Freddy Sanchez, R (1, 4) OBP: 0.355, SLG: 0.461	C F F X 0-2 ③ G5-3	C F F X 0-2 ③ 1-H 2-H 3-H 3B			B X 1-0 25 G4-6-3 1B		S S B S 1-3 ① K2-3	B X 1-0 ② FC6-4; 1-2f 2-3 3-H		5	0	2	4	0	1	2
25 Adam LaRoche, L (1, 3) OBP: 0.342, SLG: 0.460		X 0-0 19 G4-3; 51 1B 2B C F F S 0-3 ① K			X 0-0 ①② G4-6-3; 1-2f		C F F B S 1-3 ② K	F C B F F X 1-2 ③ F7		5	1	1	0	0	2	3
19 José Bautista, R (1, 5) OBP: 0.342, SLG: 0.422		C B S X 1-2 ① G4-3; 2-3 F C X 0-2 1B			C B F X 1-2 ③ G5-3		B B F B B 4-1 51 2-4 BB			3	0	1	0	1	0	1
51 Steve Pearce, R (1, 9) OBP: 0.310, SLG: 0.429	B X 1-0 2 2B; 3-H 1B B X 1-0 ② F7				X 0-0 2 F8 26 BB 1B	B 1-0 ③ 2-4; 1-2	B B F B S F B 4-2 26 1B 2B BB			3	2	2	1	1	0	1
26 Ronny Paulino, R (1, 2) OBP: 0.308, SLG: 0.390	B 1 SAFE C C 1 SAFE F D 1 SAFE X 2-2 ② F7 B 1 SAFE F F S 1-3 ③ K				F F B B B F B B 4-2 BB; 1-2 BB		B X 1-0 2 BB; 1-3 2B 1B			3	1	1	0	1	1	2
2 Jack Wilson, R (1, 6) OBP: 0.345, SLG: 0.420	B B X 2-0 1B 3 1B; 1-H 2B			S C X 0-2 SH2-4; 3 1B 1B	L F F D B F X 2-2 ① F8; 2-3		B B B B 4-0 2B 12 FC6-4; 1-2 BB			3	3	2	1	1	0	2
Matt Morris, R (1, 1) OBP: 0.228, SLG: 0.308 Josh Phelps, R (6, PH) OBP: 0.406, SLG: 0.521 58 Romulo Sanchez, R (7, 1) Shawn Chacon, R (8, 1) OBP: 0.273, SLG: 0.273 Jose Castillo, R (8, PH) OBP: 0.270, SLG: 0.330 55 Matt Capps, R (9, 1) OBP: 1.000, SLG: 1.000		B F X 1-1 13 WP; 3 1B; 12 3B; 2-3 1B		L B X 1-1 ① SH2-4; 1-2		B C S D F B B 4-2 1-2 BB		B D S B C F F F X 3-2 3 PC3-5-2-6-3; 1-3 2-H 3-H 2B		1 0 0 0 1 0	1 0 0 0 0 0	1 0 0 0 1 0	0 1 0 0 2 0	0 0 0 0 0 0	0 0 0 0 0 0	0 0 0 0 0 0
Inning Stats	R: 0 E: 0 K: 0 S: 10 H: 0 LOB: 0 BB: 0 P: 14	R: 6 E: 0 K: 0 S: 21 H: 6 LOB: 1 BB: 1 P: 33	R: 0 E: 0 K: 2 S: 11 H: 1 LOB: 1 BB: 0 P: 13	R: 1 E: 0 K: 1 S: 14 H: 2 LOB: 0 BB: 0 P: 17	R: 0 E: 0 K: 0 S: 5 H: 1 LOB: 0 BB: 0 P: 7	R: 0 E: 0 K: 1 S: 18 H: 1 LOB: 3 BB: 2 P: 31	R: 0 E: 0 K: 2 S: 8 H: 0 LOB: 1 BB: 1 P: 15	R: 3 E: 0 K: 0 S: 17 H: 2 LOB: 2 BB: 3 P: 35		1B: 9 2B: 3 3B: 1 HR: 0	SF: 0 SAC: 1 DP: 1 HBP: 0			WP: 1 PB: 0 SB: 0 CS: 1	PA: 40	

BOTTOM

Chicago Cubs @ Pittsburgh Pirates
PNC Park, Pittsburgh, PA
Sun Sep 09 2007, 1:35 PM EDT
Att. 21,861 - Cloudy - 77 F

livebaseballscorecards.com

AB	32
R	10
H	13
RBI	10
BB	7
SO	6
LOB	20

PITCHER		IP	WLS	BF	H	R	ER	SO	BB	IBB	HBP	BLK	WP	HR	S	P	ERA	WHIP
52 Steve Trachsel, R ERA: 4.78	(1, 1)	2.0	L	12	6	6	6	0	1	0	0	0	1	0	31	47	27.00	3.500
22 Kevin Hart, R ERA: 2.45	(3, 1)	1.1		6	2	1	1	2	0	0	0	0	0	0	16	19	6.75	1.500
63 Carmen Pignatiello, L ERA: 4.5	(4, 1)	0.2		2	1	0	0	1	0	0	0	0	0	0	9	11	0.00	1.500
45 Sean Marshall, L ERA: 3.92	(5, 1)	1.1		6	2	0	0	0	1	0	0	0	0	0	14	22	0.00	2.250
43 Michael Wuertz, R ERA: 3.64	(6, 1)	0.0		1	0	0	0	0	1	0	0	0	0	0	3	7	∞	∞

PITCHER		IP	WLS	BF	H	R	ER	SO	BB	IBB	HBP	BLK	WP	HR	S	P	ERA	WHIP
47 Scott Eyre, L ERA: 4.63	(6, 1)	1.2		6	0	0	0	3	1	0	0	0	0	0	14	24	0.00	0.600
34 Kerry Wood, R ERA: 5.52	(8, 1)	0.0		4	2	3	3	0	2	0	0	0	0	0	9	21	∞	∞
13 Will Ohman, L ERA: 5.08	(8, 1)	1.0		4	0	0	0	0	1	0	0	0	0	0	8	14	0.00	1.000

Batter	1	2	3	4	5	6	7	8	9	AB	R	H	RBI	BB	SO	LOB
13 Brendan Ryan, R (1, 5) OBP: 0.383, SLG: 0.460	B C C X 1-2 ① F7		B CH 80 X FC 84 1-0 ② G5-3			C FA 90 X FA 91 0-1 ① F7		F FA 93 C CH 87 S FA 92 0-3 ③ K		3	0	0	0	0	0	1
56 Kelvin Jimenez, R (6, 1)										0	0	0	0	0	0	0
55 Skip Schumaker, L (8, PH) OBP: 0.341, SLG: 0.453										1	0	0	0	0	1	0
Mike Maroth, L (8, 1) OBP: 0.214, SLG: 0.286										0	0	0	0	0	0	0
So Taguchi, R (1, 7) OBP: 0.355, SLG: 0.376	X 0-0 ② F7		B CH 82 X FC 85 1-0 ③ L7			F FA 90 B CU 73 D CU 72 B FA 91 X FA 91 3-1 2-H HR			B SL 83 B F FA 89 F SL 82 B SL 84 F FA 88 B FA 90 4-2 47 BB BB	3	1	1	2	1	0	0
5 Albert Pujols, R (1, 3) OBP: 0.424, SLG: 0.563	C C B F X 1-2 24 PB 2B			C CH 81 F CU 74 B F CU 75 F FC 88 X 1-2 ① F8		C CU 73 B CH 81 B FC 85 F CH 79 F FA 92 B CU 75 X FC 86 3-2 ② L8			D SL 83 B FA 89 B FA 90 B FA 90 4-0 1-2 BB	3	0	1	0	0	0	0
47 Ryan Ludwick, R (9, PH) OBP: 0.315, SLG: 0.466										0	0	0	0	1	0	0
24 Rick Ankiel, L (1, 9) OBP: 0.364, SLG: 0.663	C B C B F S 2-3 ③ K 2-3			F FA 90 B CU 73 F FA 90 C FA 92 1-3 ② K		F FA 90 B CU 73 B FC 86 C FA 91 S CU 72 2-3 ③ K			C FA 90 F CH 87 C SL 86 0-3 ① K	4	0	0	0	0	4	3
4 Yadier Molina, R (1, 2) OBP: 0.346, SLG: 0.368		C FC 85 B FA 87 X 1-1 ① F8		C CU 73 F CU 73 F X 0-2 ③ G6-3			X FA 85 0-0 ① L7		C SL 86 C CH 83 D SL 86 B SL 86 C SL 86 2-3 ② K	3	0	0	0	0	0	0
Russell Branyan, L (9, PH) OBP: 0.309, SLG: 0.439										1	0	0	0	0	1	2
Jim Edmonds, L (1, 8) OBP: 0.318, SLG: 0.399		B F X FA 87 1-1 HR			X FA 85 0-0 ① G3		B FA 88 C FA 90 F FC 85 B CU 72 B CU 71 S FC 83 3-3 ② K		C FA 91 F SL 87 F SL 87 B FA 91 S SL 86 1-3 ③ K	3	1	1	1	0	1	0
Gary Bennett, R (9, PH) OBP: 0.266, SLG: 0.291										1	0	0	0	0	1	2
Aaron Miles, S (1, 4) OBP: 0.342, SLG: 0.376		S FA 88 B CH 80 F FA 87 X CU 71 1-2 ② 1B			C CH 79 F CU 62 C 0-3 ② K		S FA 88 B CU 70 F CH 84 B FA 90 B FA 91 C FA 87 3-3 ③ K			3	0	1	0	0	2	0
35 Joel Pineiro, R (1, 1) OBP: 0.214, SLG: 0.083		C FA 88 B CU 70 S FA 88 S CU 71 1-3 ③ K			B C X 1-1 ③ F8			X FA 92 0-0 ① G6-3		1	0	0	0	0	1	0
Andy Cavazos, R (4, 1)										0	0	0	0	0	0	0
62 Brian Barden, R (5, PH) OBP: 0.188, SLG: 0.200										1	0	0	0	0	0	0
60 Brian Falkenborg, R (5, 1)										0	0	0	0	0	0	0
Miguel Cairo, R (6, 5) OBP: 0.293, SLG: 0.311										1	0	0	0	0	0	0
David Eckstein, R (1, 6) OBP: 0.345, SLG: 0.356			C FA 85 F B CH 79 B FA 84 F F X 2-2 ① G5-3			C CH 80 X FC 80 0-1 HR 2B		B FA 93 X FA 93 1-0 ② F9		3	1	1	0	0	0	0
Inning Stats	R: 0 E: 0 K: 1 S: 12 H: 1 LOB: 1 BB: 0 P: 16	R: 1 E: 0 K: 1 S: 10 H: 2 LOB: 0 BB: 0 P: 14	R: 0 E: 0 K: 0 S: 7 H: 0 LOB: 0 BB: 0 P: 11	R: 0 E: 0 K: 1 S: 12 H: 0 LOB: 0 BB: 0 P: 14	R: 0 E: 0 K: 1 S: 6 H: 0 LOB: 0 BB: 0 P: 7	R: 2 E: 0 K: 1 S: 13 H: 2 LOB: 0 BB: 0 P: 21	R: 0 E: 0 K: 2 S: 7 H: 0 LOB: 0 BB: 0 P: 13	R: 0 E: 0 K: 1 S: 5 H: 0 LOB: 0 BB: 0 P: 6	R: 0 E: 0 K: 3 S: 13 H: 0 LOB: 2 BB: 2 P: 24	1B: 1 2B: 2 3B: 0 HR: 2 SF: 0 SAC: 0 DP: 0 HBP: 0						

TOP

St. Louis Cardinals @ Chicago Cubs

Wrigley Field, Chicago, IL

Mon Sep 10 2007, 2:20 PM CDT

Att. 40,358 - Cloudy - 58 F

livebaseballscorecards.com

AB	31
R	3
H	5
RBI	3
BB	2
SO	11
LOB	8

PITCHER		IP	WLS	BF	H	R	ER	SO	BB	IBB	HBP	BLK	WP	HR	S	P	ERA	WHIP
30 Ted Lilly, L ERA: 3.85	(1, 1)	7.0	W	25	5	3	3	7	0	0	0	0	0	2	67	96	3.86	0.714
Bob Howry, R ERA: 3.57	(8, 1)	1.0		3	0	0	0	1	0	0	0	0	0	0	5	6	0.00	0.000
43 Michael Wuertz, R ERA: 3.58	(9, 1)	1.0		5	0	0	0	3	2	0	0	0	0	0	13	24	0.00	2.000

PITCHER	IP	WLS	BF	H	R	ER	SO	BB	IBB	HBP	BLK	WP	HR	S	P	ERA	WHIP

Batter	1	2	3	4	5	6	7	8	9	AB	R	H	RBI	BB	SO	LOB
12 Alfonso Soriano, R (1, 7) OBP: 0.332, SLG: 0.526	X FA 91 0-0 G6-3 ①		B FA 92 F CH 88 X CU 77 1-1 F7 ②	S FA 92 B SL 80 T FA 93 B FA 92 F FA 92 B SL 82 F SL 82 F SL 80 F FA 91 4-2 B BB		C SL 85 B FA 94 B SL 85 B FA 94 X FA 93 3-1 2 G4-6-3 1B	B SL 84 S SL 85 X SL 86 1-1 F7 ②	C CU 73 X CH 84 0-1 F9 ③		5	0	1	0	1	0	4
57 Sam Fuld, L (9, 7)										0	0	0	0	0	0	0
2 Ryan Theriot, R (1, 6) OBP: 0.335, SLG: 0.363	C FA 92 F SL 88 S FA 90 0-3 K ②		B FA 92 S SL 86 B FA 92 C FA 91 B FA 90 X FA 94 3-2 F8 ③	B CU 79 F FA 92 B FA 91 F SL 80 F FA 92 X FA 92 2-2 L3-6 ②③ 2-2		1 SAFE B FA 93 1 SAFE F FA 93 F FA 92 X SL 85 1-2 G4-6-3 ①② 1-2f	B FA 93 X SL 85 1-0 FC6-4 ③ 1-2f			5	0	0	0	0	1	6
25 Derrek Lee, R (1, 3) OBP: 0.398, SLG: 0.500	B FA 91 C FA 89 B FA 89 X FA 90 2-1 1B 2B			B SL 86 F FA 87 X SL 86 1-1 HR	F FA 91 X FA 92 0-1 F9 ①	B SL 85 B FA 94 B FA 93 C FA 93 X FA 94 3-1 1B		B CH 74 X FA 84 1-0 L7 ①		5	2	3	1	0	0	0
Cliff Floyd, L (1, 9) OBP: 0.358, SLG: 0.377	B FA 90 C FA 91 F FA 91 X CH 85 1-2 2-H 1B			X CU 76 0-0 P4 ①	C FA 91 B FA 91 C FA 91 B FA 91 B FA 93 B FA 93 4-2 16 2B 1B BB	B FA 92 F FA 93 X FA 94 1-1 G5-3 ③		X FA 85 0-0 G4-3 ②		3	1	1	1	1	0	1
20 Felix Pie, L (7, 8) OBP: 0.268, SLG: 0.333										1	0	0	0	0	0	0
16 Aramis Ramirez, R (1, 5) OBP: 0.375, SLG: 0.561	S SL 87 B FA 91 B FA 92 F SI 88 X FA 90 2-2 F9 ③			C FA 91 B FA 88 B FA 89 F FA 88 X CH 82 2-2 HR	X CU 78 0-0 1B 1-3 2B		S SL 86 B FA 93 B SL 86 F FA 93 X FA 94 2-2 HBP 33 PB 2B	B FA 85 S FA 85 B CH 76 B CU 80 X CH 83 3-1 HR		5	3	4	2	0	0	1
Ronny Cedeno, R (9, 5) OBP: 0.169, SLG: 0.273										0	0	0	0	0	0	0
Mark DeRosa, R (1, 4) OBP: 0.365, SLG: 0.409		B FA 92 B FA 92 X FA 92 2-0 F9 ①		X SL 86 0-0 2B 1B	B CU 77 H FA 90 2-0 1B HBP		B SL 84 S SL 86 S SL 86 X FA 93 1-2 G5-3 ①	B SL 81 X FA 86 1-0 E 1B WP 1B		3	1	1	0	0	0	1
17 Mike Fontenot, L (8, 4) OBP: 0.350, SLG: 0.421										1	1	1	0	0	0	0
Jacque Jones, L (1, 8) OBP: 0.328, SLG: 0.391		B FA 91 F FA 92 F FA 90 F FA 90 S CU 78 1-3 K ②		D CU 76 F SL 87 1 SAFE B FA 91 S CU 78 X CU 78 2-2 2B 1-H 2B	B CH 83 C CH 82 B FA 91 S CH 84 F CH 84 F FA 92 X FA 92 2-2 1-2 2-3 3-H 1B		I IN 72 I IN 76 I IN 78 I IN 78 4-0 33 PB HBP IBB	D CH 82 F CH 82 B CH 84 X CU 80 2-1 WP E 1B 1-2 1B		4	2	3	2	1	1	0
(7, 9)																
Jason Kendall, R (1, 2) OBP: 0.301, SLG: 0.315		B FA 90 X FA 90 1-0 F8 ③		C FA 87 B SL 88 B FA 88 X FA 88 2-1 30 2B 2-H 2B	C FA 91 B FA 92 X FA 92 1-1 F9 ②		C SL 87 D SL 85 B FA 91 F FA 91 F FA 92 H FA 92 3-2 33 PB 1-2 2-3 HBP	C FA 86 F SL 85 D CH 77 B FA 84 F FA 85 F CH 73 F CU 71 F CU 80 F CH 84 2-2 X FA 86 E6 WP 1-2 2-3 1B		4	2	1	1	0	0	5
30 Ted Lilly, L (1, 1) OBP: 0.159, SLG: 0.162			C FA 89 S FA 89 B CU 75 S 1-3 K2-3 ①	B FA 90 X FA 89 1-0 2 L3-6 2-H 2B	C CU 77 B CU 78 F CU 77 S CH 85 1-3 K ③		S FA 92 B FA 92 B CH 83 B FA 92 S FA 93 B SI 92 4-2 2 FC6-4 1-2 2-3 3-H BB	D CH 77 B CH 84 S CH 73 B CH 76 X FA 85 3-1 1-H 2-H 3-H 1B		3	0	1	1	0	2	3
33 Darvle Ward, L (7, PH) OBP: 0.443, SLG: 0.516										0	0	0	0	1	0	0
Jason Marquis, L (7, PR) OBP: 0.159, SLG: 0.242										0	0	0	0	0	0	0
Bob Howry, L (8, 1)										0	0	0	0	0	0	0
Craig Monroe, R (8, PH) OBP: 0.268, SLG: 0.389										1	0	1	2	0	0	0
43 Michael Wuertz, R (9, 1)										0	0	0	0	0	0	0
Inning Stats	R: 1 E: 0 K: 1 S: 12 H: 2 LOB: 1 BB: 0 P: 17	R: 0 E: 0 K: 1 S: 6 H: 0 LOB: 0 BB: 0 P: 10	R: 0 E: 0 K: 1 S: 8 H: 0 LOB: 0 BB: 0 P: 13	R: 5 E: 0 K: 0 S: 23 H: 6 LOB: 1 BB: 1 P: 37	R: 1 E: 0 K: 1 S: 15 H: 2 LOB: 3 BB: 1 P: 25	R: 0 E: 0 K: 0 S: 9 H: 2 LOB: 1 BB: 0 P: 17	R: 1 E: 0 K: 0 S: 14 H: 1 LOB: 3 BB: 2 P: 30	R: 4 E: 1 K: 0 S: 19 H: 4 LOB: 1 BB: 0 P: 31		1B: 8 2B: 7 3B: 0 HR: 3 SF: 0 SAC: 0 DP: 2 HBP: 2						

PITCHER		IP	WLS	BF	H	R	ER	SO	BB	IBB	HBP	BLK	WP	HR	S	P	ERA	WHIP
35 Joel Pineiro, R ERA: 4.79	(1, 1)	3.1	L	18	8	6	6	3	0	0	0	0	0	2	39	61	16.20	2.400
Andy Cavazos, R ERA: 8.31	(4, 1)	0.2		2	0	0	0	0	1	0	0	0	0	0	10	16	0.00	1.500
60 Brian Falkenborg, R ERA: 6.1	(5, 1)	1.0		7	2	1	1	1	1	0	1	0	0	0	15	25	9.00	3.000
56 Kelvin Jimenez, R ERA: 7.68	(6, 1)	2.0		11	3	1	1	0	1	1	1	0	0	0	23	47	4.50	2.000
Mike Maroth, L ERA: 6.87	(8, 1)	1.0		8	4	4	1	0	0	0	0	0	1	1	19	31	9.00	4.000

PITCHER	IP	WLS	BF	H	R	ER	SO	BB	IBB	HBP	BLK	WP	HR	S	P	ERA	WHIP

BOTTOM

St. Louis Cardinals @ Chicago Cubs

Wrigley Field, Chicago, IL

Mon Sep 10 2007, 2:20 PM CDT

Att. 40,358 - Cloudy - 58 F

livebaseballscorecards.com

AB	40
R	12
H	17
RBI	10
BB	4
SO	4
LOB	21

WP: 1 PA: 46
PB: 1
SB: 0
CS: 0

Chicago Cubs @ Houston Astros

Minute Maid Park, Houston, TX

Tue Sep 11 2007, 7:05 PM CDT

Att. 33,493 - Roof Closed - 72 F

livebaseballscorecards.com

Batter	1	2	3	4	5	6	7	8	9	10	11	AB	R	H	RBI	BB	SO	LOB
12 Alfonso Soriano, R (1, 7) OBP: 0.332, SLG: 0.523	C FA 91 F FA 90 S SL 84 0-3 K ①	C H 1-1 2 BB HBP		B FA 90 B FA 90 3-1 2 G6-3 1B		B FA 90 F FA 89 S B SL 86 S SL 87 B SL 86 F SL 87 X SL 86 3-2 F7 ②		X SL 88 0-0 P6 ②		B FA 96 F SL 87 F FA 96 S SL 86 1-3 K ③		5	0	1	0	0	2	4
2 Ryan Theriot, R (1, 6) OBP: 0.335, SLG: 0.360	B FA 91 B FA 90 B FA 88 B FA 88 4-0 1B BB	B B B FA 90 C FA 90 B FA 91 4-1 1-2 2-3 BB		1 SAFE C 1 SAFE X 0-1 ① ② G6-3 1-2f		F SL 86 C B CU 77 B FA 88 F FA 90 C SL 86 2-3 K ③		X SL 88 0-0 L7 ③			C FA 94 B FA 95 B FA 95 C FA 95 F FA 95 X SL 86 2-2 G6-3 ①	4	0	0	0	2	1	4
25 Derrek Lee, R (1, 3) OBP: 0.399, SLG: 0.498	1 SAFE B SL 82 F SL 82 S SL 81 B FA 89 F CH 80 C FA 89 2-3 K ②	B CU 78 B FA 91 X SL 83 2-0 F9 ③		B FA 90 B FA 89 B FA 90 F FA 90 B FA 92 4-1 BB			B FA 91 F FA 90 B SL 86 B FA 91 S FA 92 F FA 92 F FA 91 X FA 91 3-2 L9 ①		C FA 94 X FA 94 0-1 20 SH5-4 1B		S B FA 94 B SL 87 B SL 88 S SL 86 F FA 94 B SL 88 4-2 16 FC6-4 19 BB BB	4	0	1	0	2	1	4
Cliff Floyd, L (1, 9) OBP: 0.364, SLG: 0.380 20 Felix Pie, L (7, PR) OBP: 0.268, SLG: 0.333 (7, 8) 19 Matt Murton, R (11, PH) OBP: 0.344, SLG: 0.407 (11, 9)	C CU 75 B SL 82 F FA 90 F SL 82 B CH 80 X SL 83 2-2 1-3 1B		B FA 89 B CH 82 B FA 90 B 4-0 16 1B HR BB	B FA 88 B FA 88 X FA 88 2-0 F9 ③			X FA 93 0-0 FC6-4 1B		T FA 92 X FA 93 0-1 ① SH5-4 1-2		B SL 88 B FA 96 B FA 96 B FA 94 4-0 16 FC6-4 1-2 BB	3 0	1 0	2 0	0 0	1 0	0 0	1 0
16 Aramis Ramirez, R (1, 5) OBP: 0.374, SLG: 0.557	C SL 82 B FA 90 F CU 70 X FA 90 1-2 F9 ③		C SL 81 F FA 90 B FA 90 1 SAFE F CU 69 X CU 77 1-2 1-3 HR 1B		F FA 89 X FA 89 0-1 G6-3 ①		C FA 91 1 SAFE F FA 90 B FA 91 S SL 87 1-3 K ②		S SL 90 B SL 89 B FA 94 B SL 88 B SL 89 4-1 G6-4-3 BB		C SL 88 F FA 95 X SL 86 0-2 FC6-4 1-2f 2-3 BB ②	5	1	1	0	1	1	5
Mark DeRosa, R (1, 4) OBP: 0.365, SLG: 0.413		B FA 90 X FA 89 1-0 F8 ① X FA 87 0-0 1-H 3-H HR			F FA 88 B FA 90 B CH 80 C CH 80 B SL 83 F SL 84 X SL 82 3-2 F7 ②		1 SAFE B SL 85 B FA 91 X FA 91 2-0 FC6-4 ③ 1-2f		B FA 95 X FA 95 1-0 G6-4-3 ②③ 1-2f		S SL 87 B SL 94 F FA 96 F SL 86 F SL 85 D SL 86 B SL 86 F FA 95 B FA 95 4-2 1-2 BB	5	1	1	3	1	0	3
Jacque Jones, L (1, 8) OBP: 0.330, SLG: 0.392 (7, 9) (11, 8)		C CU 75 C FA 90 B SL 83 B FA 91 X CU 78 2-2 2B 1B	C FA 90 B FA 91 B SL 85 X FA 91 2-1 G3-1 ①		F CU 72 C CH 82 S FA 90 0-3 K ③			X FA 92 0-0 SH5-4 1B		S FA 94 S SL 87 X SL 87 0-2 SH2-4 1B	B FA 94 B FA 95 X FA 94 2-0 F8 ③	6	1	3	0	0	1	3
Jason Kendall, R (1, 2) OBP: 0.304, SLG: 0.318		1 SAFE C SL 82 F FA 89 F CU 75 X FA 88 0-2 2 BB 1-H 2B	B FA 90 B SL 84 C FA 90 B FA 89 C FA 90 X FA 91 3-2 G6-3 ②			B FA 88 C FA 89 F FA 88 B SL 87 F FA 89 B FA 90 F FA 90 F FA 90 F FA 90 4-2 B FA 91 BB		X FA 92 0-0 SH5-4 ① 1-2		X FA 95 0-0 SH2-4 ① 1-2		2	0	1	1	1	0	0
Jason Marquis, L (1, 1) OBP: 0.152, SLG: 0.231 49 Carlos Marmol, R (6, 1) 33 Daryle Ward, L (8, PH) OBP: 0.448, SLG: 0.516 57 Sam Fuld, L (8, PR) Bob Howry, L (8, 1) 17 Mike Fontenot, L (10, PH) OBP: 0.349, SLG: 0.419 46 Ryan Dempster, R (10, 1)		F B X 1-1 F7 ②	B FA 89 B FA 90 X FA 90 2-0 P5 ③			B FA 88 L FA 88 L FA 86 C CU 78 1-3 K ①		I IN 73 I IN 75 I IN 76 4-0 IBB		C FA 96 S SL 87 B SL 88 B SL 87 S SL 87 2-3 K ②		3 0 0 0 0 1	0 0 0 0 0 0	0 0 0 0 0 0	0 0 1 0 0 0	1 0 0 0 0 1	2 0 0 0 0 1	0 0 0 0 0 1
Inning Stats	R: 0 E: 0 K: 2 S: 14 H: 1 LOB: 2 BB: 1 P: 23	R: 1 E: 0 K: 0 S: 13 H: 2 LOB: 3 BB: 1 P: 24	R: 3 E: 0 K: 0 S: 11 H: 2 LOB: 0 BB: 1 P: 23	R: 0 E: 0 K: 0 S: 6 H: 1 LOB: 1 BB: 1 P: 15	R: 0 E: 0 K: 1 S: 9 H: 0 LOB: 0 BB: 0 P: 12	R: 0 E: 0 K: 2 S: 16 H: 0 LOB: 1 BB: 1 P: 26	R: 0 E: 0 K: 1 S: 10 H: 1 LOB: 1 BB: 0 P: 16	R: 0 E: 0 K: 0 S: 4 H: 1 LOB: 2 BB: 1 P: 8	R: 0 E: 0 K: 0 S: 6 H: 1 LOB: 1 BB: 1 P: 11	R: 0 E: 0 K: 2 S: 10 H: 1 LOB: 1 BB: 0 P: 13	R: 0 E: 0 K: 0 S: 16 H: 0 LOB: 3 BB: 3 P: 32	1B: 8 2B: 1 3B: 0 HR: 1	SF: 0 SAC: 3 DP: 2 HBP: 1	WP: 0 PB: 0 SB: 0 CS: 0	PA: 52			

PITCHER		IP	WLS	BF	H	R	ER	SO	BB	IBB	HBP	BLK	WP	HR	S	P	ERA	WHIP
41 Brandon Backe, R ERA: 5.91	(1, 1)	5.0		25	6	4	4	3	4	0	1	0	0	1	53	97	7.20	2.000
43 Chris Sampson, R ERA: 4.59	(6, 1)	1.0		4	0	0	0	2	1	0	0	0	0	0	16	26	0.00	1.000
Dave Borkowski, R ERA: 5.77	(7, 1)	1.0		4	1	0	0	1	0	0	0	0	0	0	10	16	0.00	1.000
Chad Qualls, R ERA: 2.99	(8, 1)	2.0		9	2	0	0	0	1	1	0	0	0	0	10	19	0.00	1.500
Brad Lidge, R ERA: 2.82	(10, 1)	2.0	W	10	1	0	0	2	3	0	0	0	0	0	26	45	0.00	2.000

PITCHER	IP	WLS	BF	H	R	ER	SO	BB	IBB	HBP	BLK	WP	HR	S	P	ERA	WHIP

AB	38
R	4
H	10
RBI	4
BB	10
SO	8
LOB	27

Batter	1	2	3	4	5	6	7	8	9	10	11	AB	R	H	RBI	BB	SO	LOB
9 Hunter Pence, R (1, 8) OBP: 0.360, SLG: 0.548	B FA 90 X FA 90 1-0 ① P4		C FA 91 S SL 86 F SL 85 B FA 91 X FA 91 1-2 FC7-4 1B		B SL 87 X SI 88 1-0 1-H 3-H 3B		S SL 80 S CU 80 F SL 82 B SL 81 B FA 93 F CU 79 F CU 81 S FA 93 2-3 ① K			B SL 86 X SL 86 1-0 ① F8		5	0	2	2	0	1	0
Craig Biggio, R (1, 4) OBP: 0.283, SLG: 0.390	B FA 90 X FA 90 1-0 17 G3 2B		C SL 85 X CH 84 0-1 ② FC7-4 1-2f		X FA 90 0-0 ② G6-3		C FA 93 S CU 81 S CU 80 0-3 ② K			C FA 92 X SL 86 0-1 ② P4		5	0	1	0	0	1	2
17 Lance Berkman, S (1, 3) OBP: 0.384, SLG: 0.499	B SL 85 S CH 81 F FA 87 X FA 91 1-2 ② G3 2-3		B CH 84 X CH 82 1-0 ③ G1-3		X FA 87 0-0 ③ G3		C CU 80 B FA 91 B CU 80 X CU 80 2-1 ③ P5			X CH 83 0-0 ③ G5-3		5	0	0	0	0	0	3
45 Carlos Lee, R (1, 7) OBP: 0.351, SLG: 0.515	B SL 87 B SL 85 S SL 85 C FA 91 X FA 90 2-2 ③ P3			B SL 86 C FA 90 X SL 87 1-1 ① G6-3		C FA 89 X FA 90 0-1 2B 1B		B FA 95 F FA 95 B FA 96 F FA 96 B FA 94 S FA 95 3-3 ① K			B SL 85 X FA 91 1-0 ① P6	5	1	1	0	0	1	1
Mark Loretta, R (1, 6) OBP: 0.344, SLG: 0.353 Eric Bruntlett, R (11, PR) OBP: 0.338, SLG: 0.279		C FA 89 B SL 83 B SL 84 B SL 84 X FA 89 3-1 ① F8		C FA 91 X FA 90 0-1 ② G6-3		B FA 89 X SL 86 1-0 1-H 2B		B SL 82 F FA 95 C FA 95 X FA 94 1-2 ② G5-3			B FA 92 C SL 86 B SL 86 B FA 92 F FA 92 F FA 91 B SL 86 4-2 3B BB	4 0	0 1	1 0	1 0	1 0	0 0	0 0
Luke Scott, L (1, 9) OBP: 0.356, SLG: 0.517		C CU 74 B FA 86 F SL 85 X FA 90 1-2 WP 21 G5-3 PB 1B		X CH 83 0-0 ③ G4-3		C FA 93 B FA 93 C CU 80 S CU 81 1-3 ① K		B FA 94 F FA 95 S FA 94 S FA 94 1-3 ③ K			B SL 86 1 SAFE B FA 92 X FA 92 2-0 1-H 3B	5	1	2	1	0	2	1
21 Ty Wigginton, R (1, 5) OBP: 0.339, SLG: 0.452		B FA 90 X FA 90 1-0 ② G5-3 1-2			B FA 89 F SL 86 F FA 90 S SL 85 1-3 ① K		B FA 93 C CU 81 F CU 81 F FA 94 X CU 80 1-2 1B		S FA 93 B FA 94 B FA 94 F FA 95 S FA 93 2-3 ① K			4	0	1	0	0	2	1
Humberto Quintero, R (1, 2) OBP: 0.280, SLG: 0.261		B FA 92 B FA 91 C SL 86 B SL 87 S X 3-2 ③ F9 2-H			X FA 91 0-0 1B 9 3B 2B		B SL 82 S SL 81 S FA 92 S CU 80 1-3 ② K		F FA 94 F FF 94 S FA 93 0-3 ② K			4	1	1	0	0	2	2
41 Brandon Backe, R (1, 1) Jason Lane, R (5, PH) OBP: 0.259, SLG: 0.353 43 Chris Sampson, R (6, 1) OBP: 0.154, SLG: 0.154 Orlando Palmeiro, L (6, PH) OBP: 0.342, SLG: 0.271 Dave Borkowski, R (7, 1) Chad Qualls, R (8, 1) Mike Lamb, L (9, PH) OBP: 0.366, SLG: 0.449 Brad Lidge, R (10, 1)			C FA 90 X SL 85 0-1 ① G5-3		C SL 85 X FA 90 0-1 9 3B 2-3 1B		B FA 91 C FA 94 B CU 81 F CU 81 F FA 93 X CU 81 2-2 ③ G3			X FA 94 0-0 ③ G4-3		1 1 0 1 0 0 0 1 0	0 1 0 0 0 0 0 0 0	0 1 0 0 0 0 0 0 0	0 0 0 0 0 0 0 0 0	0 0 0 0 0 0 0 0 0	0 0 0 2 0 0 0 0 0	0 1 0 2 0 0 0 0 0
Inning Stats	R: 0 E: 0 K: 0 S: 8 H: 1 LOB: 1 BB: 0 P: 13	R: 1 E: 0 K: 0 S: 9 H: 1 LOB: 0 BB: 0 P: 17	R: 0 E: 0 K: 0 S: 9 H: 1 LOB: 1 BB: 0 P: 11	R: 0 E: 0 K: 0 S: 5 H: 0 LOB: 0 BB: 0 P: 6	R: 2 E: 0 K: 1 S: 9 H: 3 LOB: 1 BB: 0 P: 11	R: 1 E: 0 K: 2 S: 17 H: 3 LOB: 2 BB: 0 P: 23	R: 0 E: 0 K: 2 S: 11 H: 0 LOB: 0 BB: 0 P: 15	R: 0 E: 0 K: 2 S: 9 H: 0 LOB: 0 BB: 0 P: 14	R: 0 E: 0 K: 2 S: 7 H: 0 LOB: 0 BB: 0 P: 9	R: 0 E: 0 K: 0 S: 4 H: 0 LOB: 0 BB: 0 P: 5	R: 1 E: 0 K: 0 S: 5 H: 1 LOB: 2 BB: 1 P: 12	1B: 5 2B: 3 3B: 2 HR: 0 SF: 0 SAC: 0 DP: 0 HBP: 0						

PITCHER		IP	WLS	BF	H	R	ER	SO	BB	IBB	HBP	BLK	WP	HR	S	P	ERA	WHIP
Jason Marquis, R ERA: 4.17	(1, 1)	5.0		23	8	4	3	1	0	0	0	0	1	0	43	62	5.40	1.600
49 Carlos Marmol, R ERA: 1.36	(6, 1)	2.0		7	1	0	0	4	0	0	0	0	0	0	25	34	0.00	0.500
Bob Howry, R ERA: 3.47	(8, 1)	2.0		6	0	0	0	4	0	0	0	0	0	0	16	23	0.00	0.000
46 Ryan Dempster, R ERA: 3.88	(10, 1)	1.1	L	6	1	1	1	0	1	0	0	0	0	0	9	17	6.75	1.500

PITCHER	IP	WLS	BF	H	R	ER	SO	BB	IBB	HBP	BLK	WP	HR	S	P	ERA	WHIP

BOTTOM

Chicago Cubs @ Houston Astros

Minute Maid Park, Houston, TX

Tue Sep 11 2007, 7:05 PM CDT

Att. 33,493 - Roof Closed - 72 F

livebaseballscorecards.com

AB	41
R	5
H	10
RBI	4
BB	1
SO	9
LOB	12

WP: 1 PA: 42
PB: 1
SB: 0
CS: 0

Batter	1	2	3	4	5	6	7	8	9	AB	R	H	RBI	BB	SO	LOB
12 Alfonso Soriano, R (1, 7) OBP: 0.329, SLG: 0.518	X FA 93 0-0 ① P3	S CU 79 F FA 91 B CU 79 F FA 93 B CU 79 X CU 79 2-2 ③ P6			B F F X 1-2 ① P6		F FA 90 C SL 88 S FA 88 0-3 ② K		C SL 86 B SL 86 F FA 90 1 SAFE B SL 86 F SL 86 X SL 85 2-2 ③ F8 1-2	5	0	0	0	0	1	3
Jacque Jones, L (1, 8) (8, 9) OBP: 0.330, SLG: 0.391	C FA 92 B FA 92 C CU 78 B FA 94 X 2-2 1B		B FA 92 F FA 92 F FA 91 B FA 93 F CU 78 X FA 93 2-2 ① P4		B B B C F X 3-2 ② L6		C SL 87 B FA 88 X FA 88 1-1 ③ G1-3			4	0	1	0	0	0	1
25 Derrek Lee, R (1, 3) OBP: 0.398, SLG: 0.495	B FA 93 F FA 92 C FA 95 B CU 81 S CU 79 2-3 ② K		B CU 79 B FA 93 B FA 93 B FA 94 4-0 16 CS BB		F CH 73 C X 0-2 ③ G5-3			C FA 89 X SL 86 0-1 E4		3	0	0	0	1	1	1
16 Aramis Ramirez, R (1, 5) OBP: 0.371, SLG: 0.552	C FA 93 F CU 80 1 SAFE F FA 93 X FA 92 0-2 ③ F9		1 SAFE C FA 93 B CU 79 C FA 93 B CU 80 F CU 78 X FA 92 2-2 ② ③ G5-3 1-2			X 0-0 ① F8		B SL 87 X SL 87 1-0 ① F9		4	0	0	0	0	0	3
Cliff Floyd, L (1, 9) OBP: 0.366, SLG: 0.402 20 Felix Pie, L (8, 8) OBP: 0.268, SLG: 0.333		C FA 91 B CU 78 X 1-1 HR		B FA 93 F FA 93 X FA 93 2-0 2 1B 3B		B B B C S X 3-2 ② F8		C SL 88 B FA 88 F SL 87 S CU 80 1-3 ② K		4 0	2 0	2 0	1 0	0 0	1 0	1 0
Mark DeRosa, R (1, 4) OBP: 0.366, SLG: 0.416		B FA 92 B FA 93 B FA 93 C FA 93 F FA 93 X FA 93 3-2 1B 2 SF8 1B		S FA 92 X FA 92 0-1 ① G6-3		B F B F B X 3-2 2B		B FA 89 X FA 90 1-0 ③ F9		4	1	2	0	0	0	2
Jason Kendall, R (1, 2) OBP: 0.303, SLG: 0.317		C FA 92 X FA 92 0-1 1-3 1B		P PO 78 B FA 92 C FA 92 F FA 92 F FA 92 X FA 92 2-2 ② F9		C FA 90 F FA 90 B SL 79 X FA 91 1-2 ③ G6-3			X FA 90 0-0 ① F8	4	0	1	0	0	0	2
2 Ryan Theriot, R (1, 6) OBP: 0.336, SLG: 0.361		B FA 93 B CU 80 X FA 93 2-0 ① SF8 3-H		B CU 79 X FA 93 1-0 3-H 1B			C FA 89 B SL 87 C FA 89 F FA 89 B FA 90 X FA 89 2-2 ① G3-1		B FA 91 C FA 90 B SL 85 B FA 91 B FA 90 4-1 12 S BB	2	0	1	2	1	0	0
53 Rich Hill, L (1, 1) OBP: 0.155, SLG: 0.175 Bob Howry, L (8, 1) 33 Daryle Ward, L (9, PH) OBP: 0.444, SLG: 0.510 46 Ryan Dempster, R (9, 1)		L FA 91 L CU 79 B FA 92 L 1-3 ② K		S FA 91 B FA 93 S FA 92 S FA 93 1-3 ③ K			F FA 87 F FA 90 X FA 90 0-2 1B		B FA 90 1 SAFE C FA 90 1 SAFE B FA 90 B FA 90 F FA 90 1 SAFE X 3-2 ② F8	3 0 1 0	0 0 0 0	1 0 0 0	0 0 0 0	0 0 0 0	2 0 0 0	2 0 1 0

TOP

Chicago Cubs @ Houston Astros

Minute Maid Park, Houston, TX

Wed Sep 12 2007, 7:05 PM CDT

Att. 33,115 - Roof Closed - 74 F

livebaseballscorecards.com

AB	34
R	3
H	8
RBI	3
BB	2
SO	5
LOB	16

Inning Stats	1	2	3	4	5	6	7	8	9	1B: 5	SF: 1	WP: 0	PA: 37
R:	0	2	0	1	0	0	0	0	0	2B: 1	SAC: 0	PB: 0	
E:	0	0	0	0	0	0	0	0	0	3B: 1	DP: 0	SB: 1	
K:	1	1	0	0	0	0	1	1	0	HR: 1	HBP: 0	CS: 1	
S:	11	15	8	12	9	10	12	7	9				
H:	1	3	0	2	0	1	1	0	0				
LOB:	1	1	0	1	0	1	1	1	0				
BB:	0	0	1	0	0	0	0	0	1				
P:	15	24	16	17	13	17	15	10	18				

PITCHER		IP	WLS	BF	H	R	ER	SO	BB	IBB	HBP	BLK	WP	HR	S	P	ERA	WHIP
Matt Albers, R ERA: 5.79	(1, 1)	6.0	L	25	7	3	3	3	1	0	0	0	0	1	65	102	4.50	1.333
Brian Moehler, R ERA: 4.33	(7, 1)	2.0		8	1	0	0	2	0	0	0	0	0	0	19	25	0.00	0.500
Dave Borkowski, R ERA: 5.68	(9, 1)	1.0		4	0	0	0	0	1	0	0	0	0	0	9	18	0.00	1.000

PITCHER	IP	WLS	BF	H	R	ER	SO	BB	IBB	HBP	BLK	WP	HR	S	P	ERA	WHIP

BOTTOM

Batter	1	2	3	4	5	6	7	8	9	AB	R	H	RBI	BB	SO	LOB
9 Hunter Pence, R (1, 8) OBP: 0.361, SLG: 0.548	C FA 91 C FA 92 B FA 92 X CU 75 1-2 S 1B		C CU 72 S FA 90 F FA 91 S FA 91 0-3 ① K			C CU 72 C FA 90 F FA 91 X FA 92 0-2 ① F9		C SL 82 X FA 94 0-1 1B 1B		4	0	2	0	0	1	0
Craig Biggio, R (1, 4) OBP: 0.285, SLG: 0.390	C CU 75 F FA 92 1 SAFE B FA 92 S CU 75 1-3 ① K 1-2		F FA 91 B CH 83 X FA 85 1-1 ② G6-3			B CH 83 B FA 91 B CU 74 F FA 89 B FA 91 B FA 89 4-2 17 FC5-4 BB		B FA 93 F FA 94 F FA 94 F FA 93 X SL 83 1-2 ② 17 1B 1-3 1B		3	0	1	0	1	1	1
17 Lance Berkman, S (1, 3) OBP: 0.383, SLG: 0.497	F FA 93 B CU 75 F FA 85 F FA 92 B FA 92 F CU 75 X FA 93 2-2 ② L4		C CU 73 X FA 92 0-1 ③ F8			X CH 82 0-0 ② FC5-4 45 FC5-4 1-2f		B FA 93 X FA 94 1-0 1-2 1B		4	0	1	0	0	0	2
45 Carlos Lee, R (1, 7) OBP: 0.349, SLG: 0.512	B FA 92 S FA 92 F FA 93 F FA 94 D CU 75 F FA 92 F CH 81 X FA 92 2-2 ③ F8			C CU 72 B SL 82 F CU 73 F FA 90 F CU 74 S FA 91 1-3 ① K		C FA 90 F FA 91 F FA 92 X CU 74 0-2 ③ FC5-4 1-2f		X FA 94 0-0 ③ F8		4	0	0	0	0	1	4
Mark Loretta, R (1, 6) OBP: 0.349, SLG: 0.364 Josh Anderson, L (9, PR)		B FA 90 B FA 90 C FA 90 F FA 90 B FA 90 B FA 89 4-2 21 G5-3 BB		B CU 73 X CH 81 1-0 21 G5-4-3 1B			B FA 88 X FA 88 1-0 HR		C SL 86 S SL 86 X FA 93 0-2 3B 1B	3 0	1 1	3 0	1 0	1 0	0 0	0 0
21 Ty Wigginton, R (1, 5) OBP: 0.339, SLG: 0.450 Mike Lamb, L (9, PH) OBP: 0.368, SLG: 0.458		C FA 91 D CU 74 F FA 91 B FA 90 F CU 73 B FA 90 B FA 90 4-2 G5-3 1-2 BB		S FA 91 B FA 91 X CH 80 1-1 ② ③ G5-4-3 1-2f			C CU 72 B CU 73 B FA 88 F CU 73 F FA 90 S CU 72 2-3 ① K		C FA 92 B CH 82 B CH 83 X SL 86 2-1 1-H 3B	2 1	0 0	0 1	0 1	1 0	1 0	1 0
Luke Scott, L (1, 9) OBP: 0.352, SLG: 0.511		C CU 73 F FA 91 S CU 74 0-3 ① K	B X 1-0 ① G4-3			S FA 90 C CU 74 F FA 90 F CU 74 B SL 84 F FA 90 X CU 73 1-2 ② F9		X CH 84 0-0 ① G5-3		4	0	0	0	0	1	4
Humberto Quintero, R (1, 2) OBP: 0.264, SLG: 0.245 Orlando Palmeiro, L (9, PH) OBP: 0.348, SLG: 0.271 Eric Bruntlett, R (9, PR) OBP: 0.338, SLG: 0.279		F FA 90 B FA 91 S CU 73 X FA 91 1-2 ② G5-3 1-2 2-3	C CU 72 B CU 74 B FA 90 X FA 89 2-1 ② F8			S FA 91 F FA 91 F FA 93 S CU 75 0-3 ③ K2-3		C SL 87 B SL 87 B FA 93 F CH 84 B CH 84 D SL 87 4-2 G3-6-1 BB	3 0 0	0 0 0	0 0 0	0 0 0	0 1 0	1 0 0	2 0 0
Matt Albers, L (1, 1) OBP: 0.083, SLG: 0.083 Brian Moehler, R (7, 1) OBP: 0.200, SLG: 0.200 Chris Burke, R (8, PH) OBP: 0.308, SLG: 0.349 Dave Borkowski, R (9, 1) Eric Munson, L (9, PH) OBP: 0.299, SLG: 0.357		B FA 90 C FA 90 B FA 89 F FA 91 F CU 73 C FA 90 2-3 ③ K	S FA 90 F FA 90 B FA 91 B CU 73 X FA 88 2-2 ③ L5					B FA 95 C FA 94 X FA 94 1-1 ① P3	C SL 86 B SL 87 D CH 83 X CH 85 2-1 ② ③ G3-6-1 1-2f	2 0 1 0 1	0 0 0 0 0	0 0 0 0 0	0 0 0 0 0	1 0 0 0 0	2 0 0 0 0	2 0 0 0 2
Inning Stats	R: 0 H: 1 E: 0 LOB: 1 K: 1 BB: 0 S: 17 P: 23	R: 0 H: 0 E: 0 LOB: 2 K: 2 BB: 2 S: 15 P: 26	R: 0 H: 0 E: 0 LOB: 0 K: 1 BB: 0 S: 8 P: 9	R: 0 H: 1 E: 0 LOB: 0 K: 1 BB: 0 S: 8 P: 11	R: 0 H: 0 E: 0 LOB: 0 K: 0 BB: 0 S: 6 P: 11	R: 0 H: 0 E: 0 LOB: 1 K: 0 BB: 1 S: 12 P: 16	R: 1 H: 1 E: 0 LOB: 0 K: 2 BB: 0 S: 16 P: 20	R: 0 H: 3 E: 0 LOB: 2 K: 0 BB: 0 S: 10 P: 13	R: 1 H: 2 E: 0 LOB: 2 K: 0 BB: 1 S: 10 P: 18	1B: 6 2B: 0 3B: 1 HR: 1	SF: 0 SAC: 0 DP: 2 HBP: 0			WP: 0 PB: 0 SB: 1 CS: 0	PA: 36		

PITCHER		IP	WLS	BF	H	R	ER	SO	BB	IBB	HBP	BLK	WP	HR	S	P	ERA	WHIP
53 Rich Hill, L ERA: 3.91	(1, 1)	7.0	W	26	3	1	1	7	3	0	0	0	0	1	82	116	1.29	0.857
Bob Howry, R ERA: 3.42	(8, 1)	1.0	H	5	3	0	0	0	0	0	0	0	0	0	10	13	0.00	3.000
46 Ryan Dempster, R ERA: 3.97	(9, 1)	1.0	S	5	2	1	1	0	1	0	0	0	0	0	10	18	9.00	3.000

PITCHER	IP	WLS	BF	H	R	ER	SO	BB	IBB	HBP	BLK	WP	HR	S	P	ERA	WHIP

Chicago Cubs @ Houston Astros

Minute Maid Park, Houston, TX

Wed Sep 12 2007, 7:05 PM CDT

Att. 33,115 - Roof Closed - 74 F

livebaseballscorecards.com

AB	32
R	2
H	8
RBI	2
BB	4
SO	7
LOB	18

Batter	1	2	3	4	5	6	7	8	9	AB	R	H	RBI	BB	SO	LOB
12 Alfonso Soriano, R (1, 7) OBP: 0.328, SLG: 0.520	HR	F8		F8	K	G6-4-3 1-2f				5	1	1	1	0	1	6
17 Mike Fontenot, L (1, 4) OBP: 0.350, SLG: 0.423	BB, 16 HR, 1B	16 G4-3, 2B		G4-3	P6				P6	5	1	2	0	0	0	2
Cliff Floyd, L (1, 9) OBP: 0.367, SLG: 0.412 20 Felix Pie, L (7, 8) OBP: 0.267, SLG: 0.331	16 HR, BB	P6			G4-3		HR		F9	3 1	2 0	1 0	1 0	1 0	0 0	1 0
16 Aramis Ramirez, R (1, 5) OBP: 0.369, SLG: 0.554	HR	G4-3			F9		F9		G6-3	5	1	1	3	0	0	1
33 Daryle Ward, L (1, 3) OBP: 0.446, SLG: 0.540	G4-3	P4			HR		1B			4	1	2	1	0	0	1
Jason Kendall, R (1, 2) OBP: 0.303, SLG: 0.317	E 1B, 1B		F8		F9		F7			4	0	1	0	0	0	1
Jacque Jones, L (1, 8) OBP: 0.331, SLG: 0.392 (7, 9)	E3		G3-1			1B, 2 G4-3, 1B	P2			4	0	2	0	0	0	1
2 Ryan Theriot, R (1, 6) OBP: 0.335, SLG: 0.359	IBB		F8			G4-3		E5 12 G6-4-3		3	0	0	0	1	0	1
52 Steve Trachsel, R (1, 1) OBP: 0.100, SLG: 0.100 Craig Monroe, R (6, PH) OBP: 0.270, SLG: 0.371 47 Scott Eyre, L (6, 1) 34 Kerry Wood, R (7, 1) 19 Matt Murton, R (8, PH) OBP: 0.342, SLG: 0.405 49 Carlos Marmol, R (8, 1)	K			F8		2-3 1B		K		2 1 0 0 1 0	0 0 0 0 0 0	0 1 0 0 0 0	0 0 0 0 0 0	1 0 0 0 1 0	0 0 0 0 0 0	3 0 0 0 1 0
Inning Stats	R: 4 E: 1 K: 1 S: 19 H: 5 LOB: 3 BB: 2 P: 32	R: 0 E: 0 K: 0 S: 12 H: 1 LOB: 1 BB: 0 P: 18	R: 0 E: 0 K: 0 S: 5 H: 0 LOB: 0 BB: 0 P: 8	R: 0 E: 0 K: 0 S: 6 H: 0 LOB: 0 BB: 0 P: 10	R: 1 E: 0 K: 0 S: 8 H: 1 LOB: 0 BB: 0 P: 11	R: 0 E: 0 K: 1 S: 9 H: 2 LOB: 2 BB: 0 P: 14	R: 1 E: 0 K: 0 S: 12 H: 2 LOB: 1 BB: 0 P: 16	R: 0 E: 1 K: 1 S: 7 H: 0 LOB: 0 BB: 0 P: 11	R: 0 E: 0 K: 0 S: 9 H: 0 LOB: 0 BB: 0 P: 13	1B: 6 2B: 1 3B: 0 HR: 4 SF: 0 SAC: 0 DP: 1 HBP: 0						

Chicago Cubs @ Houston Astros

Minute Maid Park, Houston, TX

Thu Sep 13 2007, 7:05 PM CDT

Att. 34,234 - Roof Closed - 73 F

TOP

livebaseballscorecards.com

AB	38
R	6
H	11
RBI	6
BB	2
SO	3
LOB	18

PITCHER		IP	WLS	BF	H	R	ER	SO	BB	IBB	HBP	BLK	WP	HR	S	P	ERA	WHIP
Woody Williams, R ERA: 5.04	(1, 1)	7.0	L	34	11	6	6	2	1	1	0	0	0	4	71	109	7.71	1.714
Trever Miller, L ERA: 4.67	(8, 1)	1.0		3	0	0	0	1	0	0	0	0	0	0	7	11	0.00	0.000
Dennis Sarfate, R ERA:	(9, 1)	1.0		3	0	0	0	0	0	0	0	0	0	0	9	13	0.00	0.000

PITCHER	IP	WLS	BF	H	R	ER	SO	BB	IBB	HBP	BLK	WP	HR	S	P	ERA	WHIP

1B: 6	SF: 0	WP: 0	PA: 40
2B: 1	SAC: 0	PB: 0	
3B: 0	DP: 1	SB: 0	
HR: 4	HBP: 0	CS: 0	

Batter	1	2	3	4	5	6	7	8	9	AB	R	H	RBI	BB	SO	LOB
9 Hunter Pence, R (1, 8) OBP: 0.363, SLG: 0.550	X CH 84 0-0 SH3 2B		C CH 82 S FS 82 B FA 88 B CH 81 B CH 84 T CH 82 3-2 ① K		B CU 75 B CH 79 S FA 86 X CH 81 2-1 17 BB 1B		C SL 82 F CU 82 F FA 94 X FA 94 0-2 ② F9			4	0	2	0	0	1	1
Craig Biggio, R (1, 4) OBP: 0.285, SLG: 0.389	X FA 85 0-0 ① SH3 2-3		B CH 81 B CU 77 B CH 80 C FA 87 X FA 87 3-1 1-2 1B		B CH 81 1 SAFE X FA 87 1-0 ① F8		F FA 93 C FA 93 F FA 94 C FA 94 0-3 ③ K			3	0	1	0	0	1	1
17 Lance Berkman, S (1, 3) OBP: 0.382, SLG: 0.494	X CH 79 0-0 ② P6		B FA 88 X CH 82 1-0 ②③ L4-6 2-2		1 SAFE B CU 77 1 SAFE 1 SAFE F CH 79 B CH 81 1 SAFE B CH 82 B FA 86 4-1 1-2 BB			F FA 93 C CU 79 F CU 81 S CU 79 0-3 ① K		3	0	0	0	1	1	3
45 Carlos Lee, R (1, 7) OBP: 0.349, SLG: 0.515	B FA 86 F D X CH 78 2-1 ③ P5			B CU 74 C CU 76 X CH 81 1-1 HR	C CU 76 B FA 86 C CU 77 S CH 81 1-3 ② K			X FA 94 0-0 ② F8		4	1	1	1	0	1	3
Mike Lamb, L (1, 5) OBP: 0.364, SLG: 0.452		C FA 86 B CH 80 B CH 78 S F CH 80 F FA 86 F CH 79 S CH 81 2-3 ① K		B FA 88 B CU 75 C FA 85 X 2-1 ① G4-3	S CH 80 D CH 81 B CH 82 X CU 75 2-1 ③ G1-3			C CU 80 F FA 93 B CU 77 B CU 81 F CU 79 B FA 93 S FA 93 3-3 ③ K		4	0	0	0	0	2	2
Luke Scott, L (1, 9) OBP: 0.354, SLG: 0.517		B CH 80 X CH 80 1-0 3B		B B C B F X 3-2 ② G1-3		C CU 77 S SL 84 X SL 82 0-2 G4-3 1B			B CU 79 X FA 92 1-0 ① F9	4	0	2	0	0	0	0
Mark Loretta, R (1, 6) OBP: 0.351, SLG: 0.371		C CU 78 D CH 82 B FA 87 D CH 81 C FA 86 B CH 78 4-2 G4-6-3 BB		B C X 1-1 HR	C FA 90 S CH 80 B FA 91 C FA 90 1-3 ① K				C CU 81 F FA 92 X CU 79 0-2 ② G3-1	3	1	1	1	1	1	1
Eric Munson, L (1, 2) OBP: 0.301, SLG: 0.354 Cody Ransom, R (6, PH) OBP: 0.111, SLG: 0.111 Humberto Quintero, R (7, 2) OBP: 0.264, SLG: 0.245 Josh Anderson, L (9, PH)		X CH 81 0-0 ②③ G4-6-3 1-2f		B CH 82 B CU 76 B CH 80 C FA 86 B FA 85 4-1 BB		C SL 84 X FA 90 0-1 ②③ G4-3 1-2f			B FA 93 B CU 77 B CU 79 C FA 91 B FA 93 4-1 BB	1 1 0 0	0 0 0 0	0 0 0 0	0 0 0 0	1 0 0 1	0 0 0 0	2 1 0 0
Woody Williams, R (1, 1) OBP: 0.102, SLG: 0.153 Chris Burke, R (7, PH) OBP: 0.307, SLG: 0.348 Trever Miller, R (8, 1) Dennis Sarfate, R (9, 1) Orlando Palmeiro, L (9, PH) OBP: 0.345, SLG: 0.268			F FA 84 F CU 76 B FA 88 B CH 80 X FA 87 2-2 17 L4-6 1B	B CU 78 C FA 86 S CH 80 F CH 81 B CU 78 S CU 75 2-3 ③ K2-3			C FA 92 B SL 82 S CU 81 B SL 82 B FA 93 F FA 93 X FA 93 3-2 ① F8		C FA 92 S FA 92 S FA 93 0-3 ③ K	2 1 0 0 1	0 0 0 0 0	1 0 0 0 0	0 0 0 0 0	0 0 0 0 1	1 0 0 0 1	1 0 0 0 1
Inning Stats	R: 0 E: 0 K: 0 S: 5 H: 1 LOB: 1 BB: 0 P: 7	R: 0 E: 0 K: 1 S: 10 H: 1 LOB: 1 BB: 1 P: 17	R: 0 E: 0 K: 1 S: 9 H: 2 LOB: 1 BB: 0 P: 18	R: 2 E: 0 K: 1 S: 14 H: 2 LOB: 1 BB: 1 P: 27	R: 0 E: 0 K: 1 S: 9 H: 1 LOB: 2 BB: 1 P: 19	R: 0 E: 0 K: 1 S: 8 H: 1 LOB: 0 BB: 0 P: 9	R: 0 E: 0 K: 1 S: 12 H: 0 LOB: 0 BB: 0 P: 15	R: 0 E: 0 K: 2 S: 9 H: 0 LOB: 0 BB: 0 P: 12	R: 0 E: 0 K: 1 S: 8 H: 0 LOB: 1 BB: 1 P: 13	1B: 4 2B: 2 3B: 1 HR: 2 SF: 0 SAC: 1 DP: 3 HBP: 0						WP: 0 PB: 0 SB: 0 CS: 0 PA: 36

PITCHER	IP	WLS	BF	H	R	ER	SO	BB	IBB	HBP	BLK	WP	HR	S	P	ERA	WHIP
52 Steve Trachsel, R (1, 1) ERA: 4.74	5.0	W	23	7	2	2	4	3	0	0	0	0	2	47	88	3.60	2.000
47 Scott Eyre, L (6, 1) ERA: 4.53	1.0	H	3	1	0	0	1	0	0	0	0	0	0	8	9	0.00	1.000
34 Kerry Wood, R (7, 1) ERA: 5.17	1.0		3	0	0	0	1	0	0	0	0	0	0	12	15	0.00	0.000
49 Carlos Marmol, R (8, 1) ERA: 1.31	2.0		7	0	0	0	3	1	0	0	0	0	0	17	25	0.00	0.500

PITCHER	IP	WLS	BF	H	R	ER	SO	BB	IBB	HBP	BLK	WP	HR	S	P	ERA	WHIP

BOTTOM

Chicago Cubs @ Houston Astros

Minute Maid Park, Houston, TX

Thu Sep 13 2007, 7:05 PM CDT

Att. 34,234 - Roof Closed - 73 F

livebaseballscorecards.com

AB	31
R	2
H	8
RBI	2
BB	4
SO	9
LOB	16

Batter	1	2	3	4	5	6	7	8	9	AB	R	H	RBI	BB	SO	LOB
12 Alfonso Soriano, R (1, 7) OBP: 0.327, SLG: 0.516	C FA 91 F FA 92 B CU 76 B CU 74 B FA 92 B SL 88 4-2 25 CS BB		X CU 71 0-0 ② F8		C FA 91 C FA 92 B FA 93 B SL 86 B FA 91 X SL 85 3-2 ③ F7			B FA 92 B SL 86 X SL 86 2-0 ① G6-3	F FA 91 S FA 92 C FC 90 0-3 ③ K	4	0	0	0	1	1	1
2 Ryan Theriot, R (1, 6) OBP: 0.333, SLG: 0.356	1 SAFE B FA 91 X FA 90 1-0 ① L9		B CU 70 C FA 90 F SL 84 B CU 75 X FA 92 2-2 ③ L8			X FA 90 0-0 ① L8		B FA 93 B FA 92 C SL 88 S FA 93 B SL 86 S 3-3 ② K		4	0	0	0	0	1	1
25 Derrek Lee, R (1, 3) OBP: 0.397, SLG: 0.492	B FA 91 F SL 86 1 SAFE B FA 91 B SL 86 B FA 92 4-1 ② 16 1B 1-2 BB			B CU 72 X FA 90 1-0 ① G6-3		C CU 72 B CU 73 B CU 73 X FA 89 2-1 ② L6		C FA 94 C SL 88 F FA 93 B FA 94 B SL 89 X SL 88 2-2 ③ G4-3		3	0	0	0	1	0	0
16 Aramis Ramirez, R (1, 5) OBP: 0.371, SLG: 0.556	B FA 91 X SL 86 1-0 1-2 1B			B FA 90 S CU 74 B FA 92 X FA 91 2-1 G6-3 1B 2B		B FA 90 B FA 91 X FA 90 2-0 ③ F9			X FA 93 0-0 ① P3	4	1	2	0	0	0	0
Cliff Floyd, L (1, 9) OBP: 0.367, SLG: 0.423 20 Felix Pie, L (8, 8) OBP: 0.271, SLG: 0.341	B FA 92 C FA 91 B FA 92 S SL 87 F FA 94 B SL 87 X FA 93 3-2 ③ F9			X FA 91 0-0 ② G6-3 2-3			B SL 82 B FA 90 C CH 82 X FA 91 2-1 HR		B FA 94 B FA 91 F FA 94 C FA 91 F CU 80 F SL 89 X FA 90 2-2 G6-3 33 2B 2B	3 1	1 1	1 1	1 0	0 0	0 0	3 0
Mark DeRosa, R (1, 4) OBP: 0.365, SLG: 0.415		B FA 90 F FA 90 X CU 71 1-1 ① F8		D CU 74 X FA 93 1-0 ① FC6-4 3-H 1B			F SL 86 F FA 90 F CU 73 B FA 89 S SL 85 1-3 ① K		X FA 93 0-0 ② G6-3 2-3	4	0	1	1	0	1	1
Jacque Jones, L (1, 8) OBP: 0.330, SLG: 0.389 (8, 9)		C CU 70 X CU 72 0-1 ② G4-3		B FA 90 B CH 82 B FA 91 C CH 81 X FA 90 3-1 ③ FC6-4 1-2f			S CU 71 F CU 72 X CH 82 0-2 ② G6-3		I I I I 4-0 BB 33 2B IBB	3	1	0	0	1	0	1
Jason Kendall, R (1, 2) OBP: 0.305, SLG: 0.317		C FA 91 B FA 92 F FA 89 F SL 86 F FA 92 S CU 74 1-3 ③ K			C FA 88 C SL 82 X CU 73 0-2 ① P4		B FA 90 B FA 88 C FA 88 B FA 89 X FA 89 3-1 E7 1B		D FC 89 B FA 92 B FA 90 B FC 90 4-0 33 2B 1-2 BB	3	1	1	0	1	1	0
38 Carlos Zambrano, S (1, 1) OBP: 0.260, SLG: 0.356 33 Daryle Ward, L (9, PH) OBP: 0.451, SLG: 0.554 46 Ryan Dempster, R (9, 1) Bob Howry, L (9, 1)			C FA 90 X 0-1 ① G3-1		X 0-0 ② G6-3		D CU 72 F SL 82 F CU 72 F SL 84 F CU 75 S SL 83 1-3 ③ K		B CU 78 X FA 94 1-0 1-H 2-H 3-H 2B	3 1 0 0	0 0 0 0	0 1 0 0	0 3 0 0	0 0 0 0	1 0 0 0	1 0 0 0
Inning Stats	R: 0 E: 0 K: 0 S: 9 H: 1 LOB: 2 BB: 2 P: 22	R: 0 E: 0 K: 1 S: 9 H: 0 LOB: 0 BB: 0 P: 11	R: 0 E: 0 K: 0 S: 6 H: 0 LOB: 0 BB: 0 P: 8	R: 1 E: 0 K: 0 S: 7 H: 2 LOB: 1 BB: 0 P: 14	R: 0 E: 0 K: 0 S: 7 H: 0 LOB: 0 BB: 0 P: 10	R: 0 E: 0 K: 0 S: 4 H: 0 LOB: 0 BB: 0 P: 8	R: 1 E: 1 K: 2 S: 16 H: 2 LOB: 1 BB: 0 P: 23	R: 0 E: 0 K: 1 S: 8 H: 0 LOB: 0 BB: 0 P: 15	R: 3 E: 0 K: 1 S: 11 H: 2 LOB: 1 BB: 2 P: 22	1B: 3 2B: 3 3B: 0 HR: 1	SF: 0 SAC: 0 DP: 0 HBP: 0			WP: 0 PB: 0 SB: 0 CS: 1	PA: 37		

TOP

Chicago Cubs @ St. Louis Cardinals

Busch Stadium, St. Louis, MO

Fri Sep 14 2007, 7:10 PM CDT

Att. 45,750 - Clear - 65 F

livebaseballscorecards.com

AB	33
R	5
H	7
RBI	5
BB	4
SO	5
LOB	8

PITCHER		IP	WLS	BF	H	R	ER	SO	BB	IBB	HBP	BLK	WP	HR	S	P	ERA	WHIP
50 Adam Wainwright, R ERA: 3.71	(1, 1)	7.0	L	27	5	2	2	3	2	0	0	0	0	1	58	96	2.57	1.000
31 Ryan Franklin, R ERA: 2.34	(8, 1)	1.0		3	0	0	0	1	0	0	0	0	0	0	8	15	0.00	0.000
44 Jason Isringhausen, R ERA: 2.17	(9, 1)	1.0		7	2	3	3	1	1	1	0	0	0	0	11	22	27.00	3.000

PITCHER		IP	WLS	BF	H	R	ER	SO	BB	IBB	HBP	BLK	WP	HR	S	P	ERA	WHIP

BOTTOM

Chicago Cubs @ St. Louis Cardinals

Busch Stadium, St. Louis, MO

Fri Sep 14 2007, 7:10 PM CDT

Att. 45,750 - Clear - 65 F

Batter	1	2	3	4	5	6	7	8	9	AB	R	H	RBI	BB	SO	LOB
Aaron Miles, S (1, 4) OBP: 0.334, SLG: 0.367	C CH 87 B CH 88 B FA 88 F FA 92 F FC 91 B FA 94 F FC 90 F FA 91 X CH 85 3-2 ① G4-3		C FA 91 X FA 91 0-1 ② P6			C SL 79 X FA 89 0-1 ① L5		F FA 94 X FA 93 0-1 1B	X FA 94 0-0 ③ G6-3	5	0	1	0	0	0	4
24 Rick Ankiel, L (1, 9) OBP: 0.331, SLG: 0.587 44 Jason Isringhausen, R (9, 1)	B FA 94 C FA 94 B FA 92 S FA 91 F FA 94 S FA 96 2-3 ② K		C FA 93 S FA 92 X FA 94 0-2 ③ P4			F FA 91 S CH 86 X CH 84 0-2 ② G6-3		F FA 92 B FA 93 X FC 91 1-1 ③ F9		4 0	0 0	0 0	0 0	0 0	1 0	2 0
5 Albert Pujols, R (1, 3) OBP: 0.421, SLG: 0.564	C SL 81 B FC 92 B SL 82 X FC 92 2-1 ③ G6-3			B SL 88 B SI 90 C FA 92 B CH 84 X FA 90 3-1 G6-4-3 1B		X FA 92 0-0 HR			B FA 91 B FA 91 C FA 91 B SL 87 X FF 92 3-1 ① G6-3	4	1	2	1	0	0	0
Jim Edmonds, L (1, 8) OBP: 0.320, SLG: 0.405		B FA 89 B SL 88 F FA 94 F SL 83 B FA 94 B FA 92 4-2 G3-1 55 G3 BB		B FC 90 X CH 83 1-0 ① ② G6-4-3 1-2f		X SL 84 0-0 ③ G4-3			C FF 92 B CH 84 S FA 93 B CH 84 B FA 92 X FA 92 3-2 HR	3	1	1	1	1	0	1
55 Skip Schumaker, L (1, 7) OBP: 0.328, SLG: 0.432 (9, 9)		B FA 91 1 SAFE F FA 90 X CH 83 1-1 ① G3 1-2	B FA 93 X FC 90 1-0 ③ G3				C CH 85 X FC 90 0-1 ① G3-1		B FA 92 S FA 92 B SL 86 F FA 93 F CH 84 X FA 92 2-2 ② F7	4	0	0	0	0	0	1
Scott Spiezio, S (1, 5) OBP: 0.360, SLG: 0.392 31 Ryan Franklin, R (8, 1) OBP: 0.500, SLG: 0.500 47 Ryan Ludwick, R (9, 7) OBP: 0.315, SLG: 0.482		X FC 91 0-0 ② G3-1 2-3		C FA 92 S FC 90 B CH 86 B FC 88 B FA 93 B FA 93 4-2 BB			C FA 90 B FA 94 C FA 91 F FA 93 B FA 91 F FA 94 C SL 82 2-3 ② K		B FA 91 X FA 93 1-0 HR	2 0 1	0 0 1	0 0 1	0 0 1	1 0 0	1 0 0	1 0 0
4 Yadier Molina, R (1, 2) OBP: 0.347, SLG: 0.375		B SL 82 B FC 91 C FC 90 B SL 79 F FC 91 X FA 94 3-2 ③ G4-3		X FA 90 0-0 ① L8			B FA 93 B SL 85 B FA 92 C FA 91 C FA 92 X FA 93 3-2 ③ P4		B FF 92 C SL 86 X SL 86 1-1 1B 1B 1B	4	0	1	0	0	0	2
50 Adam Wainwright, R (1, 1) OBP: 0.316, SLG: 0.389 Miguel Cairo, R (8, 5) OBP: 0.293, SLG: 0.305 Russell Branyan, L (9, PH) OBP: 0.315, SLG: 0.438			X FA 92 0-0 1B	B FC 87 1 SAFE L X 1-1 ② B3				F FA 90 B SL 80 F FA 91 B FA 92 B SL 84 X FA 92 3-2 ① F9	B FA 94 B FA 94 X FA 94 2-0 1B 1-2 1B	2 1 1	0 0 0	1 0 1	0 0 0	0 0 0	0 0 0	1 0 0
13 Brendan Ryan, R (1, 6) OBP: 0.369, SLG: 0.446 So Taguchi, R (9, PH) OBP: 0.357, SLG: 0.378			C FA 91 C SL 82 S FA 91 0-3 ① K	F FA 91 B SL 82 X FA 91 1-1 ③ G5-3				C SL 79 X FA 92 0-1 ② G4-3	C FA 95 X FA 95 0-1 1-2 2-3 1B	3 1	0 0	0 1	0 0	0 0	1 0	2 0
Inning Stats	R: 0 E: 0 K: 1 S: 12 H: 0 LOB: 0 BB: 0 P: 19	R: 0 E: 0 K: 0 S: 8 H: 0 LOB: 1 BB: 1 P: 16	R: 0 E: 0 K: 1 S: 9 H: 1 LOB: 1 BB: 0 P: 9	R: 0 E: 0 K: 0 S: 4 H: 1 LOB: 0 BB: 0 P: 9	R: 0 E: 0 K: 0 S: 7 H: 0 LOB: 1 BB: 1 P: 13	R: 1 E: 0 K: 0 S: 7 H: 1 LOB: 0 BB: 0 P: 7	R: 0 E: 0 K: 1 S: 10 H: 0 LOB: 0 BB: 0 P: 15	R: 0 E: 0 K: 0 S: 9 H: 1 LOB: 1 BB: 0 P: 13	R: 2 E: 0 K: 0 S: 16 H: 5 LOB: 3 BB: 0 P: 28	1B: 6 2B: 0 3B: 0 HR: 3	SF: 0 SAC: 0 DP: 1 HBP: 0		WP: 0 PB: 0 SB: 0 CS: 0	PA: 37			

livebaseballscorecards.com

	AB	R	H	RBI	BB	SO	LOB
	35	3	9	3	2	3	14

PITCHER	IP	WLS	BF	H	R	ER	SO	BB	IBB	HBP	BLK	WP	HR	S	P	ERA	WHIP
38 Carlos Zambrano, R (1, 1) ERA: 4.14	8.0	W	29	4	1	1	3	2	0	0	0	0	1	66	101	1.12	0.750
46 Ryan Dempster, R (9, 1) ERA: 4.22	0.2		5	3	2	2	0	0	0	0	0	0	2	12	22	27.00	4.500
Bob Howry, R (9, 1) ERA: 3.41	0.1	S	3	2	0	0	0	0	0	0	0	0	0	4	6	0.00	6.000

PITCHER	IP	WLS	BF	H	R	ER	SO	BB	IBB	HBP	BLK	WP	HR	S	P	ERA	WHIP

Batter	1	2	3	4	5	6	7	8	9	AB	R	H	RBI	BB	SO	LOB
12 Alfonso Soriano, R (1, 7) OBP: 0.328, SLG: 0.522	S FF 92 B SI 91 B FS 87 C FF 91 S FF 91 2-3 ① **K**	C SL 84 F FA 88 X CH 80 0-2 ③ **F8**			B FS 84 B FS 83 F FA 90 C SL 83 X SL 84 2-2 **1B**			B SL 87 S SL 86 S SL 87 B SL 87 B FA 93 1 SAFE 1 SAFE X FA 88 3-2 **1-H HR**		4	1	2	2	0	1	1
2 Ryan Theriot, R (1, 6) OBP: 0.330, SLG: 0.353	C FA 90 B SL 85 C FS 86 X FA 92 1-2 ② **F9**		B SL 84 X FA 88 1-0 ① **F7**		B FA 91 C FA 90 X SL 84 1-1 ③ **F8**			X FA 93 0-0 ① **G4-3**		4	0	0	0	0	0	2
25 Derrek Lee, R (1, 3) OBP: 0.396, SLG: 0.490	B FF 91 C FF 91 B FA 90 X FA 91 2-1 **33 BB 1B**		B FA 89 B FA 89 X FA 88 2-0 ② **F8**			X FA 88 0-0 ① **F9**		B FA 93 C FA 93 C FA 93 X FA 92 1-2 ② **G5-3**		4	0	1	0	0	0	1
33 Daryle Ward, L (1, 9) OBP: 0.444, SLG: 0.538 20 Felix Pie, L (8, 8) OBP: 0.271, SLG: 0.341	B FF 91 B CH 81 B CH 81 B FA 92 4-0 **1-2 BB**		C FA 89 B FA 89 B CH 82 F FA 89 S CH 81 2-3 ③ **K**			B S B B F FA 90 X CH 81 3-2 ② **G4-3**		S CU 78 B FC 91 X FA 90 1-1 ③ **G3**		3 0	0 0	0 0	0 0	1 0	1 0	1 0
Jacque Jones, L (1, 8) OBP: 0.330, SLG: 0.388 (8, 9)	B FS 86 C SL 84 X CH 81 1-1 ③ **G3**			B FA 89 F FA 87 F FS 84 F FA 90 B FA 92 B CH 82 X CH 80 3-2 ① **G3**		B FA 90 S CH 80 B FA 90 C FA 91 F FA 91 B FA 91 X CH 82 3-2 ③ **P5**			C SL 83 X CU 77 0-1 **CS 1B**	4	0	1	0	0	0	2
Mark DeRosa, R (1, 5) OBP: 0.364, SLG: 0.412		C FA 89 B SL 78 F FA 89 F FA 90 B CH 82 B FA 89 F SI 89 B FA 89 4-2 **18 2B 17 SF8 BB**		S SL 85 F CH 81 B FA 92 S FA 91 1-3 ② **K**			C SL 82 B FA 89 X SL 83 1-1 ① **F9**		1 SAFE L FA 93 B FA 94 B FA 93 B FA 93 S FA 93 X 3-2 ① ② **P4** **1-2**	3	1	0	0	1	1	1
18 Geovany Soto, R (1, 2) OBP: 0.417, SLG: 0.571		B FA 89 C FS 83 X FA 88 1-1 **1-3 2B**		B SL 84 C FA 90 B FA 90 C FA 90 C FA 90 2-3 ③ **K**			S SL 83 B SL 84 F FA 88 B FA 91 B X 3-2 ② **G5-3**		F FA 94 B FC 87 F SL 87 B FA 94 S FA 93 2-3 ③ **K**	4	0	1	0	0	2	0
17 Mike Fontenot, L (1, 4) OBP: 0.346, SLG: 0.419		B CH 81 B CH 81 X FA 90 2-0 ① **SF8** **3-H**			B FA 88 B FA 87 B FA 89 C SI 87 X FA 87 3-1 ① **F7**		S B F CH 80 B FA 91 B FA 91 X FA 90 3-2 ③ **G4-3**			2	0	0	1	0	0	0
30 Ted Lilly, L (1, 1) OBP: 0.155, SLG: 0.157 34 Kerry Wood, R (7, 1) Cliff Floyd, L (8, PH) OBP: 0.369, SLG: 0.423 57 Sam Fuld, L (8, PR) 49 Carlos Marmol, R (8, 1) 46 Ryan Dempster, R (9, 1)		C FS 79 B SL 83 S FA 90 S CH 81 1-3 ② **K**			F FA 91 B FA 91 F FA 91 X CH 81 1-2 ② **G4-3**			C CU 78 B CU 79 B FA 90 B FA 90 F FA 92 B FA 92 4-2 **12 HR BB**		2 0 0 0 0 0 0	0 0 0 1 0 0 0	0 0 0 0 0 0 0	0 0 0 0 0 0 0	1 0 0 0 0 0 0	1 0 0 0 0 0 0	1 0 0 0 0 0 0
Inning Stats	R: 0 E: 0 K: 1 S: 10 H: 1 LOB: 2 BB: 1 P: 20	R: 1 E: 0 K: 1 S: 13 H: 1 LOB: 1 BB: 1 P: 21	R: 0 E: 0 K: 1 S: 5 H: 0 LOB: 0 BB: 0 P: 10	R: 0 E: 0 K: 2 S: 10 H: 0 LOB: 0 BB: 0 P: 16	R: 0 E: 0 K: 0 S: 10 H: 1 LOB: 1 BB: 0 P: 17	R: 0 E: 0 K: 0 S: 8 H: 0 LOB: 0 BB: 0 P: 14	R: 0 E: 0 K: 0 S: 8 H: 0 LOB: 0 BB: 0 P: 15	R: 2 E: 0 K: 0 S: 11 H: 1 LOB: 1 BB: 1 P: 20	R: 0 E: 0 K: 1 S: 8 H: 1 LOB: 0 BB: 0 P: 13	1B: 3 2B: 1 3B: 0 HR: 1 SF: 1 SAC: 0 DP: 0 HBP: 0						

TOP

Chicago Cubs @ St. Louis Cardinals

Busch Stadium, St. Louis, MO

Sat Sep 15 2007, 12:10 PM CDT
Att. 45,918 - Partly Cloudy - 58 F

livebaseballscorecards.com

AB	30
R	3
H	5
RBI	3
BB	3
SO	6
LOB	9

PITCHER		IP	WLS	BF	H	R	ER	SO	BB	IBB	HBP	BLK	WP	HR	S	P	ERA	WHIP
Braden Looper, R ERA: 4.55	(1, 1)	7.0		26	3	1	1	5	2	0	0	0	0	0	64	113	1.29	0.714
31 Ryan Franklin, R ERA: 2.55	(8, 1)	1.0	L	5	1	2	2	0	1	0	0	0	0	1	11	20	18.00	2.000
34 Randy Flores, L ERA: 4.65	(9, 1)	0.0		1	1	0	0	0	0	0	0	0	0	0	2	2	∞	∞
36 Russ Springer, R ERA: 2.26	(9, 1)	1.0		2	0	0	0	1	0	0	0	0	0	0	6	11	0.00	0.000

PITCHER	IP	WLS	BF	H	R	ER	SO	BB	IBB	HBP	BLK	WP	HR	S	P	ERA	WHIP

1B: 3	SF: 1	WP: 0	PA: 34
2B: 1	SAC: 0	PB: 0	
3B: 0	DP: 0	SB: 0	
HR: 1	HBP: 0	CS: 1	

Chicago Cubs @ St. Louis Cardinals

Busch Stadium, St. Louis, MO

Sat Sep 15 2007, 12:10 PM CDT

Att. 45,918 - Partly Cloudy - 58 F

BOTTOM

livebaseballscorecards.com

Batter	1	2	3	4	5	6	7	8	9	AB	R	H	RBI	BB	SO	LOB
Aaron Miles, S (1, 4) OBP: 0.331, SLG: 0.363	B CH 77 B CH 82 C SL 81 X SL 80 2-1 ① G6-3	B FA 89 B SL 86 C FA 89 B FA 90 X SL 85 3-1 ③ G5-3 2-3			C FA 84 B CH 75 S FA 85 S FA 89 1-3 ① K		F FA 94 S FA 91 B FA 93 F FA 94 S CU 78 1-3 ② K			4	0	0	0	0	2	1
So Taguchi, R (1, 7) OBP: 0.352, SLG: 0.373	B CH 81 C FA 84 B FA 85 X CH 83 2-1 ② F8		X FA 89 0-0 ① F7		C FA 89 X CH 79 0-1 ② F9		B FA 96 F FA 95 B FA 93 X FA 94 2-1 ③ F9			4	0	0	0	0	0	0
5 Albert Pujols, R (1, 3) OBP: 0.421, SLG: 0.563	B FA 91 B FA 91 C FC 85 B SL 86 C SL 84 X FC 85 3-2 47 BB 2B 1B		B CH 78 C SL 84 B FA 91 B CH 80 F CH 80 X CU 68 3-2 ② G6-3		B CU 71 C CH 81 S SL 81 B CU 72 B CU 72 B SL 85 4-2 BB			B SL 82 X FA 95 1-0 ① F8		3	1	1	0	1	0	0
47 Ryan Ludwick, R (1, 9) OBP: 0.315, SLG: 0.478 24 Rick Ankiel, L (8, PH) OBP: 0.328, SLG: 0.582 (9, 9)	1 SAFE B FA 91 B FA 89 B FA 91 C FA 89 C SL 84 B FA 90 4-2 1-2 2B BB		C SL 85 B CU 68 B FC 84 F SL 84 F CU 70 S FA 90 2-3 ③ K		1 SAFE D CU 70 C FA 91 F FA 92 F CU 73 X CU 73 1-2 ③ F8			B SL 83 C SL 80 F FA 94 S CU 80 1-3 ② K2-3		2 1	1 0	0 0	0 0	1 0	1 1	1 0
Jim Edmonds, L (1, 8) OBP: 0.322, SLG: 0.407	B FA 90 F FA 89 C FA 90 F CU 73 X FA 91 1-2 1-H 2-H 2B			C CU 68 B CH 79 B SL 84 X CH 82 2-1 ① F9		B FA 84 C FA 88 X FA 88 1-1 4 E7 SH5-4		B SL 82 C SL 80 B SL 80 B FA 93 B CU 81 4-1 BB		3	0	1	2	1	0	0
4 Yadier Molina, R (1, 2) OBP: 0.347, SLG: 0.375	F FA 90 B CU 70 C FA 89 F CU 72 F FA 90 F CU 67 B SL 84 S FA 91 2-3 ③ K			F FA 88 F FA 89 B FA 89 F FA 90 X FA 90 1-2 1B 1B		X FA 89 0-0 ① SH5-4 2-3		X FA 93 0-0 ③ F7		3	0	1	0	0	1	2
Miguel Cairo, R (1, 5) OBP: 0.287, SLG: 0.298 Russell Branyan, L (9, PH) OBP: 0.313, SLG: 0.435		B FA 89 F FC 83 F SL 84 B CU 66 X SL 84 2-2 E3 S SH1-4		1 SAFE C SL 84 D CU 69 X SL 83 1-1 ② P5		X FA 90 0-0 ② P3			S CH 84 S CH 85 S CH 85 0-3 ① K	3 1	0 0	0 0	0 0	0 0	0 1	2 0
Braden Looper, R (1, 1) OBP: 0.278, SLG: 0.245 31 Ryan Franklin, R (8, 1) OBP: 0.500, SLG: 0.500 34 Randy Flores, L (9, 1) 36 Russ Springer, R (9, 1) 55 Skip Schumaker, L (9, PH) OBP: 0.326, SLG: 0.429		B B B C X 3-1 ① SH1-4 1-2		B FA 91 C SL 82 S SL 82 B SL 84 X SL 83 2-2 1-2 1B		C FA 90 F FA 91 S FA 91 0-3 ③ K			S FA 94 F CH 84 B CH 86 F CH 85 F FA 94 B CH 86 B CH 84 X FA 94 3-2 ② L7	2 0 0 0 1	0 0 0 0 0	1 0 0 0 0	0 0 0 0 0	0 0 0 0 0	1 0 0 0 0	1 0 0 0 0
13 Brendan Ryan, R (1, 6) OBP: 0.362, SLG: 0.437 16 Chris Duncan, L (9, PH) OBP: 0.354, SLG: 0.480		C FC 84 X SL 83 0-1 ② G6-3		B FA 89 X SL 84 1-0 ③ G4-3			L FA 93 B FA 94 F FA 93 F FA 94 F SL 83 F FA 96 X FA 95 1-2 ① L6		C CH 86 B CH 86 S FF 94 B FF 95 S CH 86 2-3 ③ K	3 1	0 0	0 0	0 0	0 0	0 1	3 0

	AB	R	H	RBI	BB	SO	LOB
	31	2	4	2	3	8	10

Inning Stats	1	2	3	4	5	6	7	8	9
	R: 2 E: 0 K: 1 S: 19	H: 2 LOB: 1 BB: 1 P: 33	R: 0 E: 1 K: 0 S: 9	H: 0 LOB: 1 BB: 0 P: 17	R: 0 E: 0 K: 1 S: 8	H: 0 LOB: 0 BB: 0 P: 13	R: 0 E: 0 K: 0 S: 12	H: 2 LOB: 2 BB: 0 P: 19	R: 0 E: 0 K: 1 S: 11	H: 0 LOB: 1 BB: 1 P: 17	R: 0 E: 1 K: 1 S: 7	H: 0 LOB: 1 BB: 0 P: 8	R: 0 E: 0 K: 1 S: 12	H: 0 LOB: 0 BB: 0 P: 16	R: 0 E: 0 K: 1 S: 6	H: 0 LOB: 1 BB: 1 P: 12	R: 0 E: 0 K: 2 S: 11	H: 0 LOB: 0 BB: 0 P: 16

1B: 3	SF: 0	WP: 0	PA: 36
2B: 1	SAC: 2	PB: 0	
3B: 0	DP: 0	SB: 1	
HR: 0	HBP: 0	CS: 0	

PITCHER		IP	WLS	BF	H	R	ER	SO	BB	IBB	HBP	BLK	WP	HR	S	P	ERA	WHIP
30 Ted Lilly, L ERA: 3.82	(1, 1)	6.0		26	4	2	2	4	2	0	0	0	0	0	66	107	3.00	1.000
34 Kerry Wood, R ERA: 4.86	(7, 1)	1.0	W	3	0	0	0	1	0	0	0	0	0	0	12	16	0.00	0.000
49 Carlos Marmol, R ERA: 1.29	(8, 1)	1.0	H	4	0	0	0	1	1	0	0	0	0	0	6	12	0.00	1.000
46 Ryan Dempster, R ERA: 4.15	(9, 1)	1.0	S	3	0	0	0	2	0	0	0	0	0	0	11	16	0.00	0.000

PITCHER	IP	WLS	BF	H	R	ER	SO	BB	IBB	HBP	BLK	WP	HR	S	P	ERA	WHIP

Batter	1	2	3	4	5	6	7	8	9	AB	R	H	RBI	BB	SO	LOB
12 Alfonso Soriano, R (1, 7) OBP: 0.327, SLG: 0.526	K	HR			G6-3			E5 FC4-6		4	1	1	2	0	1	0
Jacque Jones, L (1, 8) OBP: 0.329, SLG: 0.386	1B	L9			G3-1			FC4-6		4	1	1	0	0	0	1
25 Derrek Lee, R (1, 3) OBP: 0.396, SLG: 0.492	1B		2B		F9			P3		4	0	2	0	0	0	1
16 Aramis Ramirez, R (1, 5) OBP: 0.370, SLG: 0.553	1B		G4-3			F8		P4		4	0	1	1	0	0	2
Cliff Floyd, L (1, 9) OBP: 0.368, SLG: 0.418	BB		K			K			G4-3	3	0	0	0	1	2	1
Mark DeRosa, R (1, 4) OBP: 0.363, SLG: 0.410	F8-2		F8			K			1B	4	0	1	0	0	1	4
57 Sam Fuld, L (9, PR)										0	0	0	0	0	0	0
Jason Kendall, R (1, 2) OBP: 0.303, SLG: 0.315		L5		G5-3			G1-3		G3-6-3	3	0	0	0	0	0	0
33 Daryle Ward, L (9, PH) OBP: 0.441, SLG: 0.533										1	0	0	0	0	0	1
2 Ryan Theriot, R (1, 6) OBP: 0.330, SLG: 0.355		2B		F9			F9			3	0	1	0	0	0	0
45 Sean Marshall, L (1, 1) OBP: 0.133, SLG: 0.138		1B		G6-3			G4-3			1	1	1	0	0	0	0
43 Michael Wuertz, R (3, 1)										1	0	0	0	0	0	0
13 Will Ohman, L (4, 1)										0	0	0	0	0	0	0
22 Kevin Hart, R (5, 1)										0	0	0	0	0	0	0
17 Mike Fontenot, L (7, PH) OBP: 0.344, SLG: 0.417										1	0	0	0	0	0	0
34 Kerry Wood, R (7, 1)										0	0	0	0	0	0	0
47 Scott Eyre, L (8, 1)										0	0	0	0	0	0	0

TOP

Chicago Cubs @ St. Louis Cardinals

Busch Stadium, St. Louis, MO

Sat Sep 15 2007, 7:10 PM CDT
Att. 45,894 - Partly Cloudy - 61 F

livebaseballscorecards.com

AB	33
R	3
H	8
RBI	3
BB	1
SO	4
LOB	10

Inning Stats	1	2	3	4	5	6	7	8	9
R	1	2	0	0	0	0	0	0	0
E	0	0	0	0	0	0	0	1	0
K	1	0	1	0	0	2	0	0	0
S	13	14	10	8	4	7	10	8	4
H	3	3	1	0	0	0	0	0	1
LOB	2	0	1	0	0	0	0	1	0
BB	1	0	0	0	0	0	0	0	0
P	20	19	16	13	7	12	12	10	7

1B	5
2B	3
3B	0
HR	1
SF	0
SAC	0
DP	2
HBP	0
WP	0
PB	0
SB	0
CS	0
PA	34

PITCHER		IP	WLS	BF	H	R	ER	SO	BB	IBB	HBP	BLK	WP	HR	S	P	ERA	WHIP
35 Joel Pineiro, R ERA: 4.71	(1, 1)	7.0	W	27	7	3	3	4	1	0	0	0	0	1	66	99	3.86	1.143
36 Russ Springer, R ERA: 2.23	(8, 1)	1.0	H	4	0	0	0	0	0	0	0	0	0	0	8	10	0.00	0.000
44 Jason Isringhausen, R ERA: 2.14	(9, 1)	1.0	S	3	1	0	0	0	0	0	0	0	0	0	4	7	0.00	1.000

PITCHER	IP	WLS	BF	H	R	ER	SO	BB	IBB	HBP	BLK	WP	HR	S	P	ERA	WHIP

Batter	1	2	3	4	5	6	7	8	9	AB	R	H	RBI	BB	SO	LOB
So Taguchi, R (1, 7) OBP: 0.351, SLG: 0.371	C F B F B X 2-2 ① G5-3	X 0-0 2-3 1B	B F S F F X 1-2 ③ L3			C B F X 1-2 ② G4-3				4	0	1	0	0	0	1
13 Brendan Ryan, R (1, 6) OBP: 0.371, SLG: 0.448	B B B C S X 3-2 5 1B 1B	B B X 2-0 ③ P4		B C B S X 2-2 47 F8 2B		B F B C F B B 4-2 5 E 5 S BB				3	0	2	0	1	0	2
5 Albert Pujols, R (1, 3) OBP: 0.420, SLG: 0.561	B X 1-0 1-3 1B		C B X 1-1 ① G5-3	D F B X 2-1 ① F9		B B C 1 SAFE C X 2-2 ③ L4 1-3				4	0	1	0	0	0	2
47 Ryan Ludwick, R (1, 9) OBP: 0.311, SLG: 0.471	C D S D F F S 2-3 ② K		C S F B B F S 2-3 K 4 2B BB	X 0-0 ② F8 2-3			B C S S 1-3 ① K			4	1	0	0	0	3	3
Jim Edmonds, L (1, 8) OBP: 0.324, SLG: 0.405	B F C D D D B 4-2 BB		C B B B F F F F B 4-2 4 2B 1-2 BB	B F B F X 2-2 ③ P4			C F B F B S 2-3 ② K			2	1	0	0	2	1	1
4 Yadier Molina, R (1, 2) OBP: 0.346, SLG: 0.376	S C F X 0-2 ③ P3		B B C B C F F F X 3-2 1-H 2-H 1B 2B		B F S X 1-2 ① P4		B S B B C F F X 3-2 ③ G5-3			4	1	1	2	0	0	3
Scott Spiezio, S (1, 5) OBP: 0.362, SLG: 0.395		X 0-0 35 SH3-4 1B 1B	X 0-0 35 SH5-4 2-H 3B 1B		F B F X 1-2 ② F9		F B B C C 2-3 ① K			4	1	2	1	0	1	0
Aaron Miles, S (9, 4) OBP: 0.331, SLG: 0.363										0	0	0	0	0	0	0
35 Joel Pineiro, R (1, 1) OBP: 0.200, SLG: 0.077		X 0-0 ① SH3-4 1-2	X 0-0 ② SH5-4 1-2		F S S 0-3 ③ K		F X 0-1 ② F7			1	0	0	0	0	1	0
36 Russ Springer, R (8, 1)										0	0	0	0	0	0	0
Gary Bennett, R (8, PH) OBP: 0.265, SLG: 0.289										1	0	0	0	0	0	0
44 Jason Isringhausen, R (9, 1)										0	0	0	0	0	0	0
Miguel Cairo, R (1, 4) OBP: 0.286, SLG: 0.311		C B F S 1-3 ② K	D C X 1-1 2-H 3B			C S S 0-3 ① K	F X 0-1 ③ G5-3			4	0	1	1	0	2	1
(9, 5)																
Inning Stats	R: 0 E: 0 K: 1 S: 19 H: 2 LOB: 3 BB: 1 P: 31	R: 0 E: 0 K: 1 S: 7 H: 2 LOB: 2 BB: 0 P: 10	R: 4 E: 1 K: 1 S: 26 H: 3 LOB: 1 BB: 1 P: 38	R: 0 E: 0 K: 0 S: 9 H: 1 LOB: 1 BB: 0 P: 15	R: 0 E: 0 K: 1 S: 9 H: 0 LOB: 0 BB: 0 P: 11	R: 0 E: 0 K: 1 S: 12 H: 0 LOB: 1 BB: 1 P: 19	R: 0 E: 0 K: 2 S: 12 H: 0 LOB: 0 BB: 0 P: 18	R: 0 E: 0 K: 1 S: 7 H: 0 LOB: 0 BB: 0 P: 9		1B: 5 2B: 2 3B: 1 HR: 0 SF: 0 SAC: 2 DP: 0 HBP: 0						

BOTTOM

Chicago Cubs @ St. Louis Cardinals

Busch Stadium, St. Louis, MO

Sat Sep 15 2007, 7:10 PM CDT
Att. 45,894 - Partly Cloudy - 61 F

livebaseballscorecards.com

AB	31
R	4
H	8
RBI	4
BB	3
SO	8
LOB	13

WP: 0 PB: 0 SB: 1 CS: 0 PA: 36

PITCHER		IP	WLS	BF	H	R	ER	SO	BB	IBB	HBP	BLK	WP	HR	S	P	ERA	WHIP
45 Sean Marshall, L ERA: 4.0	(1, 1)	2.2	L	17	6	4	2	3	2	0	0	0	0	0	45	70	6.75	3.000
43 Michael Wuertz, R ERA: 3.53	(3, 1)	1.0		5	2	0	0	0	0	0	0	0	0	0	13	19	0.00	2.000
13 Will Ohman, L ERA: 5.03	(4, 1)	0.1		1	0	0	0	0	0	0	0	0	0	0	3	5	0.00	0.000
22 Kevin Hart, R ERA: 1.59	(5, 1)	2.0		7	0	0	0	2	1	0	0	0	0	0	21	30	0.00	0.500
34 Kerry Wood, R ERA: 4.58	(7, 1)	1.0		3	0	0	0	2	0	0	0	0	0	0	12	18	0.00	0.000
47 Scott Eyre, L ERA: 4.44	(8, 1)	1.0		3	0	0	0	1	0	0	0	0	0	0	7	9	0.00	0.000

Chicago Cubs @ St. Louis Cardinals

Busch Stadium, St. Louis, MO

Sun Sep 16 2007, 1:15 PM CDT

Att. 45,735 - Partly Cloudy - 68 F

livebaseballscorecards.com

Batter	1	2	3	4	5	6	7	8	9	AB	R	H	RBI	BB	SO	LOB
12 Alfonso Soriano, R (1, 7) OBP: 0.330, SLG: 0.529	F FA 90 F FA 90 X FA 91 0-2 ① F9		B CU 71 X FA 88 1-0 25 G5-4-3 19 HR 2B	B FA 90 B SL 81 X FA 90 2-0 25 1B 16 FC6-2 2B	B SL 86 X SL 86 1-0 ③ F7		B CU 80 B FA 89 B SL 88 B FA 91 4-0 FC6-4 1-2 BB			4	1	2	0	1	0	2
Mark DeRosa, R (1, 4) OBP: 0.364, SLG: 0.408	B FA 90 X FA 91 1-0 ② F8		C B B FA 88 F CH 79 D B 4-2 25 G5-4-3 BB	F FA 92 C SL 83 B FA 93 B FA 92 D FA 93 B FA 93 4-2 16 FC6-2 25 1B BB		B FA 91 C FA 91 F CU 78 X FA 90 1-2 ① G1-3	X FA 89 0-0 ③ FC6-4 1-2f		3	0	0	0	2	0	2
25 Derrek Lee, R (1, 3) OBP: 0.396, SLG: 0.493	B FA 91 F FA 91 X FA 91 1-1 2B		X CU 71 0-0 ① ② G5-4-3 1-2f 2-3	X FA 93 0-0 16 FC6-2 1-2 2-3 1B		C FA 92 B CU 78 B FA 88 X FA 92 2-1 ② G6-3		C FA 93 B FA 93 X FA 94 1-1 ① G3		5	0	2	0	0	0	2
16 Aramis Ramirez, R (1, 5) OBP: 0.372, SLG: 0.551	B FA 90 B FA 90 B FS 88 B CU 72 4-0 BB		B FA 88 B FA 88 B FA 88 B FS 87 4-0 19 HR BB	S SL 85 B SL 87 F FA 94 F SL 87 B FA 94 B FA 95 X SL 86 3-2 ① FC6-2 19 G6-4-3 1-2 2-3 3-Hf		B FA 89 B FA 92 B SL 89 B FA 89 4-0 19 1B BB		B FA 94 X FA 93 1-0 ② P6		2	1	0	0	3	0	3
19 Matt Murton, R (1, 9) OBP: 0.348, SLG: 0.421 57 Sam Fuld, L (8, PR) (8, 9)	C CU 71 C FA 89 B FA 89 X FA 90 2-2 ③ P3		C CU 71 C FA 88 B FA 88 F CU 71 X FA 86 1-2 1-H 3-H HR	B SL 87 B FA 92 B SL 85 C FA 93 X FA 92 3-1 ② ③ G6-4-3 1-2f		B FA 93 C FA 92 B CU 77 X FA 93 2-1 1-2 1B		C FA 93 B FA 93 B SL 85 F FA 93 B FA 94 B FA 93 4-2 20 WP BB		4 0	1 0	2 0	3 0	1 0	0 0	5 0
Craig Monroe, R (1, 8) OBP: 0.270, SLG: 0.372 20 Felix Pie, L (7, 8) OBP: 0.269, SLG: 0.339		X FA 89 0-0 ① F9	B SL 81 B FS 81 C FA 88 X FA 88 2-1 18 1B 1B 2B	F SL 84 S SL 85 X SL 85 0-2 ① G5-3	D CU 79 C CH 87 C CU 79 D CU 80 S CU 79 2-3 ③ K		1 SAFE F FA 93 B CU 78 X FA 92 1-1 ③ P5 1-2		4 1	1 0	1 0	0 0	0 0	1 0	2 1
18 Geovany Soto, R (1, 2) OBP: 0.483, SLG: 0.692		B FA 89 X FA 88 1-0 G3 2B	B CH 79 X FS 86 1-0 1B 2-3 1B	B FA 93 B SL 85 B FA 93 C FA 93 F FA 93 X FA 92 3-2 1B 2B	B FA 93 B SL 85 B FA 93 C FA 93 F FA 93 X FA 92 3-2 1B 2B		B CU 79 B FA 90 X FA 90 2-0 12 BB 1B		B CU 76 C FA 92 X FA 93 1-1 ① F9	5	0	4	0	0	0	0
Ronny Cedeno, R (1, 6) OBP: 0.188, SLG: 0.283		B CU 70 F FA 88 F CH 80 X FA 90 1-2 ② G3 2-3	B CU 70 C FA 87 X FA 87 1-1 FC6-4 1-2 3-H 1B	C SL 85 X FA 93 0-1 2-3 1B	C SL 85 X FA 93 0-1 2-3 1B		C FA 88 F FA 90 D CU 80 S SL 88 1-3 ① K		C FA 93 B SL 86 B FA 93 B FA 90 X FA 92 3-1 ② P5	5	0	2	1	0	1	2
Jason Marquis, L (1, 1) OBP: 0.143, SLG: 0.217 49 Carlos Marmol, R (7, 1) Bob Howry, L (7, 1) 33 Daryle Ward, L (9, PH) OBP: 0.438, SLG: 0.528 46 Ryan Dempster, R (9, 1)		F FA 89 S FS 88 F FA 88 X CU 70 0-2 ③ F9	F FA 88 F FA 88 X FA 88 0-2 ③ FC6-4 1-2f	B SL 85 C SL 85 S FA 93 S FA 94 1-3 ② K		C L B L 1-3 ② K		B CU 78 B FA 94 C FA 92 X FA 93 2-1 ③ P2	4 0 0 1 0	0 0 0 0 0	0 0 0 0 0	0 0 0 0 0	2 0 0 0 0	6 0 0 0 0

Inning Stats	1	2	3	4	5	6	7	8	9
	R: 0 E: 0 K: 0 S: 9	R: 0 E: 0 K: 0 S: 9	R: 4 E: 0 K: 0 S: 16	R: 0 E: 0 K: 0 S: 10	R: 0 E: 0 K: 1 S: 12	R: 0 E: 0 K: 1 S: 10	R: 0 E: 0 K: 2 S: 8	R: 0 E: 0 K: 0 S: 7	R: 0 E: 0 K: 0 S: 6
	H: 1 LOB: 2 BB: 1 P: 17	H: 1 LOB: 1 BB: 0 P: 11	H: 5 LOB: 2 BB: 2 P: 30	H: 2 LOB: 2 BB: 1 P: 22	H: 2 LOB: 2 BB: 0 P: 17	H: 1 LOB: 2 BB: 1 P: 21	H: 1 LOB: 2 BB: 1 P: 16	H: 0 LOB: 2 BB: 1 P: 14	H: 0 LOB: 0 BB: 0 P: 12

AB	38
R	4
H	13
RBI	4
BB	7
SO	4
LOB	25

1B: 6	SF: 0	WP: 1	PA: 45
2B: 6	SAC: 0	PB: 0	
3B: 0	DP: 2	SB: 0	
HR: 1	HBP: 0	CS: 0	

PITCHER		IP	WLS	BF	H	R	ER	SO	BB	IBB	HBP	BLK	WP	HR	S	P	ERA	WHIP
30 Mark Mulder, L ERA: 12.27	(1, 1)	3.0	L	18	7	4	4	0	3	0	0	0	0	1	34	58	12.00	3.333
56 Kelvin Jimenez, R ERA: 7.28	(4, 1)	2.0		10	4	0	0	1	1	0	0	0	0	0	22	39	0.00	2.500
60 Brian Falkenborg, R ERA: 5.11	(6, 1)	2.0		10	2	0	0	3	2	0	0	0	0	0	18	37	0.00	2.000
Troy Percival, R ERA: 2.06	(8, 1)	2.0		7	0	0	0	0	1	0	0	0	1	0	13	26	0.00	0.500

PITCHER		IP	WLS	BF	H	R	ER	SO	BB	IBB	HBP	BLK	WP	HR	S	P	ERA	WHIP

Batter	1	2	3	4	5	6	7	8	9	AB	R	H	RBI	BB	SO	LOB
Aaron Miles, S (1, 4) (8, 6) OBP: 0.329, SLG: 0.360	B FA 89 C FA 90 C SL 86 F FA 91 X FA 91 1-2 ① G3		C FA 92 X FA 92 0-1 ③ F9			X FA 92 0-0 47 BB, 24 1B, 1B	F FA 94 F FA 94 B CU 80 S CU 80 1-3 ② K	L FA 95 X FA 94 0-1 ③ F8		5	0	1	0	0	1	4
24 Rick Ankiel, L (1, 9) (8, 8) OBP: 0.339, SLG: 0.579	X FA 91 0-0 5 G6-4-3, 1B			B FA 92 C SL 86 X CH 84 1-1 ① G4-3		B FA 92 B FA 92 B FA 92 C FA 92 X FA 92 3-1 47 BB, 1B 1-2	B FA 94 B SL 81 B SL 82 B FA 93 4-0 5 BB, BB 1-2		X CH 84 0-0 ① G3-1	4	0	2	0	1	0	0
5 Albert Pujols, R (1, 3) OBP: 0.420, SLG: 0.558	C FA 92 X SL 88 0-1 ② ③ G6-4-3 1-2f			B FA 93 B FA 91 X FA 91 2-0 ② G6-3		C FA 93 F FA 91 F FA 94 B FA 93 B FA 89 F FA 94 F CH 86 X FA 93 2-2 ① F7	B SL 84 B SL 81 B SL 83 C FA 94 F FA 94 F SL 81 B SL 83 1-2 2-3 4-2 BB		C FA 92 S CH 84 X FA 92 0-2 G6-4-3, 1B	4	0	1	0	1	0	3
Jim Edmonds, L (1, 8) OBP: 0.323, SLG: 0.403 Troy Percival, R (8, 1) So Taguchi, R (9, PH) OBP: 0.350, SLG: 0.370		F FA 90 F FA 89 C FA 92 0-3 ① K		X CU 76 0-0 1B		S FA 89 C FA 93 C FA 92 0-3 ② K	B FA 95 C FA 95 C FA 94 X FA 95 1-2 ③ P3		B SL 89 X FA 93 1-0 ② ③ G6-4-3 1-2f	4 0 1	0 0 0	1 0 0	0 0 0	0 0 0	2 0 0	5 0 1
47 Ryan Ludwick, R (1, 7) OBP: 0.313, SLG: 0.467		X SI 88 0-0 ② G4-3		B FA 93 B SL 89 X FA 93 2-0 ③ G5-3		B CH 84 C FF 93 B FA 94 D SL 88 B FA 93 4-1 1-2 2-3 BB		B FA 94 B FA 96 C FA 95 B FA 96 B FA 95 4-1 4, 1B, 55, 1B, BB		2	1	0	0	2	0	1
Scott Spiezio, S (1, 5) OBP: 0.356, SLG: 0.387		C FA 91 F SL 89 C FA 92 0-3 ③ K			S B B CH 84 C FA 92 F SL 89 B CH 84 F FA 93 F C 3-3 ① K	S CH 88 F CH 88 B FA 86 X CH 85 1-2 ③ G4-3		X FA 94 0-0 ① F9		4	0	0	0	0	2	4
4 Yadier Molina, R (1, 2) OBP: 0.345, SLG: 0.375			C FA 91 F SL 87 X FA 92 0-2 ① G6-3		F FA 92 B FA 92 F CH 84 X SL 87 1-2 ② G5-3		B FA 91 B FA 91 X FA 91 2-0 ① F7	S FA 95 F FA 95 F FA 94 X FA 95 0-2 55, 1B 1-2		4	0	1	0	0	0	0
30 Mark Mulder, L (1, 1) OBP: 0.500, SLG: 0.500 62 Brian Barden, R (3, PH) OBP: 0.167, SLG: 0.176 56 Kelvin Jimenez, R (4, 1) Russell Branyan, L (5, PH) OBP: 0.317, SLG: 0.435 60 Brian Falkenborg, R (6, 1) Miguel Cairo, R (7, PH) OBP: 0.289, SLG: 0.321 (8, 4)			X SL 88 0-0 ② L4		B FA 92 B FA 92 B FA 91 B FA 92 4-0 13 FC5-4, BB		F FA 90 X FA 88 0-1 55 WP, 55 1B, 2B	X FA 95 0-0 ② F7		0 1 0 0 0 2	0 0 0 0 0 1	0 0 0 0 0 1	0 0 0 0 1 1	0 0 0 0 0 0	0 0 0 0 0 2	0 0 0 0 0 2
13 Brendan Ryan, R (1, 6) OBP: 0.367, SLG: 0.442 55 Skip Schumaker, L (7, PH) OBP: 0.336, SLG: 0.438 (8, 9)			B FA 91 B FA 92 C FA 91 F FA 92 X FA 88 2-2 E5		B FA 92 B FA 92 C FA 92 X FA 93 2-1 ③ FC5-4 1-2f		B SL 81 S SL 81 C FA 94 X CU 80 1-2 5 BB, 24 BB, 1B 2-H	F FA 95 S FA 95 X FA 94 0-2 55, 1B 1-2 2-H 1B		2 2	0 0	0 2	0 2	0 0	0 0	1 0
Inning Stats	R: 0 E: 0 K: 0 S: 7 H: 1 LOB: 0 BB: 0 P: 8	R: 0 E: 0 K: 2 S: 7 H: 0 LOB: 0 BB: 0 P: 7	R: 0 E: 1 K: 0 S: 9 H: 0 LOB: 1 BB: 0 P: 11	R: 0 E: 0 K: 0 S: 5 H: 1 LOB: 1 BB: 0 P: 10	R: 0 E: 0 K: 1 S: 11 H: 0 LOB: 1 BB: 1 P: 21	R: 0 E: 0 K: 1 S: 16 H: 2 LOB: 3 BB: 1 P: 26	R: 1 E: 0 K: 1 S: 15 H: 2 LOB: 3 BB: 2 P: 28	R: 1 E: 0 K: 0 S: 12 H: 2 LOB: 2 BB: 1 P: 16	R: 0 E: 0 K: 0 S: 5 H: 1 LOB: 0 BB: 0 P: 6	1B: 8 2B: 1 3B: 0 HR: 0	SF: 0 SAC: 0 DP: 2 HBP: 0					

PITCHER		IP	WLS	BF	H	R	ER	SO	BB	IBB	HBP	BLK	WP	HR	S	P	ERA	WHIP
Jason Marquis, R ERA: 4.07	(1, 1)	6.1	W	26	5	1	1	4	2	0	0	0	0	0	58	88	1.42	1.105
49 Carlos Marmol, R ERA: 1.29	(7, 1)	0.1		4	1	0	0	1	2	0	0	0	1	0	9	19	0.00	9.000
Bob Howry, R ERA: 3.46	(7, 1)	1.1	H	7	2	1	1	0	1	0	0	0	0	0	15	20	6.75	2.250
46 Ryan Dempster, R ERA: 4.09	(9, 1)	1.0	S	3	1	0	0	0	0	0	0	0	0	0	5	6	0.00	1.000

PITCHER	IP	WLS	BF	H	R	ER	SO	BB	IBB	HBP	BLK	WP	HR	S	P	ERA	WHIP

BOTTOM

Chicago Cubs @ St. Louis Cardinals

Busch Stadium, St. Louis, MO

Sun Sep 16 2007, 1:15 PM CDT

Att. 45,735 - Partly Cloudy - 68 F

livebaseballscorecards.com

AB	35
R	2
H	9
RBI	2
BB	5
SO	5
LOB	21

1B: 8	SF: 0	WP: 1	PA: 40
2B: 1	SAC: 0	PB: 0	
3B: 0	DP: 2	SB: 0	
HR: 0	HBP: 0	CS: 0	

Cincinnati Reds @ Chicago Cubs

Wrigley Field, Chicago, IL

Mon Sep 17 2007, 7:05 PM CDT

Att. 39,075 - Partly Cloudy - 75 F

TOP

livebaseballscorecards.com

Batter	1	2	3	4	5	6	7	8	9	AB	R	H	RBI	BB	SO	LOB
30 Norris Hopper, R (1, 8) OBP: 0.368, SLG: 0.392	B B FA 91 C FA 91 F FA 90 X CU 74 2-2 ① L6		T B X 1-1 ② G6-3 3-H		L CH 80 B FA 89 X FA 88 1-1 E3 27 4 1B 1-3 1B	C FA 87 X SL 86 0-1 ② FC6-4 27 2B 1-2f		F FA 92 F FA 92 B FA 90 B SL 85 X FA 94 2-2 ② G3		5	2	1	1	0	0	1
27 Jeff Keppinger, R (1, 6) OBP: 0.407, SLG: 0.505	X FA 91 0-0 3B		B CU 73 B CU 74 B FA 90 B FA 89 4-0 BB		X CH 83 0-0 4 1B FC4-6 1B 1-2 3-H	B SL 85 1 SAFE 1 SAFE C SL 85 X FA 91 1-1 1B 2B 1-H		S SL 86 B SI 92 C CU 78 F CU 77 B FA 93 X SL 85 2-2 ③ G6-3		4	2	3	2	1	0	0
Ken Griffey Jr., L (1, 9) OBP: 0.376, SLG: 0.503	B CU 73 S FA 91 C FA 91 S FA 91 1-3 ② K		1 SAFE B FA 90 C FA 90 F CU 81 1 SAFE S FA 91 1-3 ③ K		D CU 72 B FA 89 X FA 90 2-0 ① F7	B CU 80 B CH 85 C FA 91 X CH 84 2-1 4 1B 1B 2-H			C FA 88 X FA 89 0-1 ① F8	5	0	1	1	0	2	4
4 Brandon Phillips, R (1, 4) OBP: 0.337, SLG: 0.498	B CU 75 B FA 92 S FA 91 C CU 75 S FA 93 2-3 ③ K			C CH 77 X FA 91 0-1 28 HBP 1B	F FA 89 B CU 73 C CU 72 F FA 90 F FA 90 F CU 73 X FA 91 1-2 FC4-6 1B 1-3 2-H	C FA 92 X CH 82 0-1 1B 1-2			F FA 90 S CU 81 B FA 89 X CU 81 1-2 ② G6-3	5	0	3	1	0	1	1
Adam Dunn, L (1, 7) OBP: 0.384, SLG: 0.557 Jason Ellison, R (9, 7) OBP: 0.235, SLG: 0.227		F FA 91 B CU 74 C FA 90 F FA 92 C CU 73 1-3 ① K		F FA 90 1 SAFE C CU 73 S FA 91 0-3 ① K	B FA 90 1 SAFE S FA 91 S CU 73 X FA 90 1-2 ② FC4-6 28 1B 1-2f 3-H	B CU 81 F FA 92 B FA 91 F CH 84 X FA 87 2-2 ③ G6-3			S CU 81 S SL 81 S SL 82 0-3 ③ K	5 0	0 0	0 0	1 0	0 0	3 0	4 0
28 Edwin Encarnación, R (1, 5) OBP: 0.354, SLG: 0.426		C CU 74 F CU 74 S FA 92 0-3 ② K		H CH 82 1-0 HBP 1-2	F SL 85 X SL 87 0-1 1B 1-2		F FA 92 B SL 87 B SI 92 X FA 91 2-1 26 G6-4-3 1B			3	0	2	0	0	1	0
Jorge Cantu, R (1, 3) OBP: 0.347, SLG: 0.326 19 Joey Votto, L (7, PH) OBP: 0.500, SLG: 0.727 (7, 3)		B FA 92 B FA 92 X FA 91 2-0 ③ F8		B FA 90 C CH 79 2 SAFE C FA 89 B FA 91 S FA 90 2-3 ② K	C CH 86 S SL 86 D SL 87 F SL 86 B FA 93 D SL 87 S SL 87 3-3 ③ K		S SL 86 B FA 90 B SL 86 F SI 91 B SL 85 1 SAFE S SL 87 3-3 ① K			3 1	0 0	0 0	0 0	0 1	2 1	4 1
26 David Ross, R (1, 2) OBP: 0.263, SLG: 0.391			B F X 1-1 61 SH1-4 30 G6-3 2B	B FA 90 B FA 91 F FA 89 X FA 91 2-1 ③ F9		B SL 86 C FA 91 S SL 87 F SL 88 F SL 81 B FA 92 X CH 87 2-2 ① G6-3	C CU 78 X SI 92 0-1 ② ③ G6-4-3 1-2f			4	1	1	0	0	0	3
61 Bronson Arroyo, R (1, 1) OBP: 0.176, SLG: 0.215 38 Gary Majewski, R (6, 1) Mike Stanton, L (7, 1) Buck Coats, L (8, PH) OBP: 0.200, SLG: 0.111 51 Jared Burton, R (8, 1) 25 David Weathers, R (9, 1)			S CU 73 X 0-1 ① SH1-4 2-3		B FA 88 S FA 88 B FA 88 F FA 88 B CU 71 X FA 88 3-2 30 E 30 1B 27 1B 1B	B SL 87 B FA 92 X FA 92 2-0 30 FC6-4 1B		B CU 77 C SL 84 S SL 84 B SL 82 F FA 90 F SL 86 B FA 92 X FA 92 3-2 ① G2-3		2 0 0 1 0 0 0	1 0 0 0 0 0 0	2 0 0 0 0 0 0	0 0 0 0 0 0 0	0 0 0 0 0 0 0	0 0 0 0 0 0 0

Inning Stats	R: 0 E: 0 K: 2 S: 10	H: 1 LOB: 1 BB: 0 P: 15	R: 0 E: 0 K: 2 S: 8	H: 0 LOB: 0 BB: 0 P: 11	R: 1 E: 0 K: 1 S: 9	H: 1 LOB: 1 BB: 1 P: 16	R: 0 E: 0 K: 2 S: 10	H: 1 LOB: 2 BB: 0 P: 15	R: 3 E: 1 K: 1 S: 22	H: 5 LOB: 2 BB: 0 P: 33	R: 2 E: 0 K: 0 S: 17	H: 4 LOB: 2 BB: 0 P: 26	R: 0 E: 0 K: 1 S: 7	H: 1 LOB: 0 BB: 0 P: 12	R: 0 E: 0 K: 0 S: 12	H: 0 LOB: 0 BB: 0 P: 19	R: 0 E: 0 K: 1 S: 8	H: 0 LOB: 0 BB: 0 P: 9	1B: 10 2B: 2 3B: 1 HR: 0	SF: 0 SAC: 1 DP: 1 HBP: 1	WP: 0 PB: 0 SB: 0 CS: 0	PA: 41

PITCHER		IP	WLS	BF	H	R	ER	SO	BB	IBB	HBP	BLK	WP	HR	S	P	ERA	WHIP
53 Rich Hill, L ERA: 4.01	(1, 1)	4.2		23	7	4	4	7	1	0	1	0	0	0	53	81	7.71	1.714
43 Michael Wuertz, R ERA: 3.74	(5, 1)	1.0		6	3	2	2	1	0	0	0	0	0	0	16	24	18.00	3.000
47 Scott Eyre, L ERA: 4.41	(6, 1)	0.1		3	2	0	0	0	0	0	0	0	0	0	7	11	0.00	6.000
22 Kevin Hart, R ERA: 1.17	(7, 1)	2.0		6	1	0	0	1	0	0	0	0	0	0	19	31	0.00	0.500
13 Will Ohman, L ERA: 4.89	(9, 1)	1.0	W	3	0	0	0	1	0	0	0	0	0	0	8	9	0.00	0.000

PITCHER	IP	WLS	BF	H	R	ER	SO	BB	IBB	HBP	BLK	WP	HR	S	P	ERA	WHIP

AB	38
R	6
H	13
RBI	6
BB	1
SO	10
LOB	18

Batter	1	2	3	4	5	6	7	8	9	AB	R	H	RBI	BB	SO	LOB
12 Alfonso Soriano, R (1, 7) OBP: 0.330, SLG: 0.532	X FA 89 0-0 G4-3 2 2B	F FA 91 F SL 78 B SL 78 S CU 75 1-3 ③ K		C FA 90 B FA 86 S FA 88 S FA 88 1-3 ② K		B SL 76 B FA 89 X FA 90 2-0 FC6-5 2 2B		F FA 94 X CH 87 0-1 ③ F7		5	0	2	0	0	2	3
2 Ryan Theriot, R (1, 6) OBP: 0.329, SLG: 0.352	C FA 89 X CU 76 0-1 ① G4-3 2-3		X CU 67 0-0 ① F7	C FA 90 F FA 90 S CU 76 0-3 ③ K		X FA 91 0-0 ② FC6-5 2-3			B SL 85 B FA 88 C FA 88 B SL 83 C FA 88 F FA 89 F FA 89 B FA 87 4-2 25 16 1B 3B BB	4	1	0	0	1	1	3
25 Derrek Lee, R (1, 3) OBP: 0.398, SLG: 0.492	T FA 90 H FA 89 1-1 HBP		C CH 76 B FC 88 F FA 89 T CU 76 1-2 ② K		S CU 76 C FA 89 B FA 88 B FA 90 B CU 78 F CU 71 B CU 75 4-2 1B 1B BB	C FA 92 B CU 79 X FA 91 1-1 ③ F9			X FA 90 0-0 16 3B 1-2 1B	3	2	1	0	1	1	1
16 Aramis Ramirez, R (1, 5) OBP: 0.374, SLG: 0.555 57 Sam Fuld, L (9, PR)	B FA 89 B CU 76 B FA 89 C CU 72 1 SAFE F FA 90 C CH 82 3-3 ② K		C FA 90 B FA 90 B FA 90 B CH 80 B FA 89 4-1 HR BB		C CH 81 1 SAFE X FA 90 0-1 ① F8		F FA 92 B FA 92 X FA 93 1-1 G5-4-3 1B		F FA 90 S FA 90 B FA 89 X SL 85 1-2 1-H 2-H 1B 3B	4 0	1 1	2 0	2 0	1 0	1 0	3 0
Cliff Floyd, L (1, 9) OBP: 0.367, SLG: 0.428 Craig Monroe, R (7, PH) OBP: 0.269, SLG: 0.371 (8, 9) 33 Daryle Ward, L (9, PH) OBP: 0.442, SLG: 0.528 20 Felix Pie, L (9, PR) OBP: 0.269, SLG: 0.339	C CU 65 X CU 66 0-1 ③ F8		F FA 88 B CU 72 B CU 68 B FA 90 X CU 69 3-1 1-H HR		B FA 89 X CU 69 1-0 ② P4	F CU 70 B CU 72 B CU 71 X FA 84 2-1 ①② G5-4-3 1-2f			4-0 1B IBB	3 1 0 0	1 0 0 0	1 0 0 0	2 0 1 0	0 0 0 0	0 1 0 0	3 1 0 0
Mark DeRosa, R (1, 4) OBP: 0.370, SLG: 0.421		F CH 78 X FA 90 0-1 53 FC5-2-6 1B 1B	B FA 90 F CU 74 B FA 89 B CH 82 X CH 79 3-1 HR		1 SAFE X FA 89 0-0 1B 1-2 1B	C FA 88 X FA 87 0-1 FC6-4 1B			C FA 89 B FA 89 B FA 90 X SL 85 2-1 1-2 3-H 1B	5	1	5	2	0	0	0
Jacque Jones, L (1, 8) OBP: 0.328, SLG: 0.385		F CU 67 F CU 68 1 SAFE F FA 89 S CU 75 0-3 ① K	B FA 90 B CH 82 X CU 72 2-0 ③ G4-3		B FA 89 B CU 72 F CU 70 X FA 90 2-1 1-3 2-H 1B		F FA 83 X FA 85 0-1 ③ FC6-4 1-2f			4	0	1	1	0	1	2
Jason Kendall, R (1, 2) OBP: 0.305, SLG: 0.317 47 Scott Eyre, L (6, 1) 22 Kevin Hart, R (7, 1) 17 Mike Fontenot, L (8, PH) OBP: 0.343, SLG: 0.415 13 Will Ohman, L (9, 1)		C FA 89 X CH 80 0-1 53 FC5-2-6 1B 1-2		C CU 72 F FA 89 B CU 75 X FA 90 1-2 53 FC6-4 1B	B FA 90 C CU 74 B CU 75 X CU 73 2-1 ③ P4			C FA 92 B CH 88 F FA 92 B FA 94 X FA 93 2-2 ① G3-1	3 0 0 1 0	0 0 0 0 0	2 0 0 0 0	0 0 0 0 0	0 0 0 0 0	0 0 0 0 0	2 0 0 0 0
53 Rich Hill, L (1, 1) OBP: 0.150, SLG: 0.169 43 Michael Wuertz, R (5, 1) 18 Geovany Soto, R (6, 2) OBP: 0.452, SLG: 0.643		L SL 74 X FA 90 0-1 ② FC5-2-6 1-2f 2-3		B FA 86 X FA 88 1-0 ① FC6-4 1-2f		B CU 74 C CH 69 X CU 74 1-1 ① G5-3		B SL 85 B FA 93 C FA 91 X SI 92 2-1 ② F8		2 0 2	0 0 0	0 0 0	0 0 0	0 0 0	0 0 0	3 0 0
Inning Stats	R: 0 E: 0 K: 1 S: 9 H: 1 LOB: 2 BB: 0 P: 13	R: 0 E: 0 K: 2 S: 13 H: 2 LOB: 2 BB: 0 P: 14	R: 3 E: 0 K: 1 S: 10 H: 2 LOB: 0 BB: 1 P: 23	R: 0 E: 0 K: 2 S: 10 H: 1 LOB: 1 BB: 0 P: 13	R: 1 E: 0 K: 0 S: 11 H: 2 LOB: 2 BB: 1 P: 20	R: 0 E: 0 K: 0 S: 6 H: 1 LOB: 1 BB: 0 P: 10	R: 0 E: 0 K: 0 S: 8 H: 2 LOB: 1 BB: 0 P: 11	R: 0 E: 0 K: 0 S: 7 H: 0 LOB: 0 BB: 0 P: 11	R: 3 E: 0 K: 0 S: 10 H: 3 LOB: 3 BB: 2 P: 21	1B: 9 2B: 2 3B: 1 HR: 2 SF: 0 SAC: 0 DP: 1 HBP: 1						

PITCHER	IP	WLS	BF	H	R	ER	SO	BB	IBB	HBP	BLK	WP	HR	S	P	ERA	WHIP
61 Bronson Arroyo, R (1, 1) ERA: 4.37	5.1		28	9	4	4	6	2	0	1	0	0	2	56	89	6.75	2.062
38 Gary Majewski, R (6, 1) ERA: 8.1	0.2	H	3	1	0	0	0	0	0	0	0	0	0	5	7	0.00	1.500
Mike Stanton, L (7, 1) ERA: 5.76	1.0	H	3	1	0	0	0	0	0	0	0	0	0	6	8	0.00	1.000
51 Jared Burton, R (8, 1) ERA: 2.48	1.0	H	3	0	0	0	0	0	0	0	0	0	0	7	11	0.00	0.000
25 David Weathers, R (9, 1) ERA: 3.84	0.0	L	5	3	3	3	0	1	1	0	0	0	0	10	21	∞	∞

PITCHER	IP	WLS	BF	H	R	ER	SO	BB	IBB	HBP	BLK	WP	HR	S	P	ERA	WHIP

BOTTOM

Cincinnati Reds @ Chicago Cubs

Wrigley Field, Chicago, IL

Mon Sep 17 2007, 7:05 PM CDT

Att. 39,075 - Partly Cloudy - 75 F

livebaseballscorecards.com

AB	37
R	7
H	14
RBI	7
BB	4
SO	6
LOB	21

WP: 0 PA: 42
PB: 0
SB: 0
CS: 0

Batter	1	2	3	4	5	6	7	8	9	AB	R	H	RBI	BB	SO	LOB
30 Norris Hopper, R (1, 8) OBP: 0.369, SLG: 0.392	C FA 91 C FA 92 F FA 91 F SL 81 F FA 92 F FA 92 B FA 92 B FA 94 X FA 93 2-2 4 27 HBP 1B 1B	F SL 80 B FA 90 X FA 92 1-1 27 G6-3 3-H 1B		C B F X 1-2 ③ G4-3			C FA 92 X FA 93 0-1 ② F9		S SL 84 C SL 85 S SL 86 0-3 ① K	5	1	2	1	0	1	0
27 Jeff Keppinger, R (1, 6) OBP: 0.403, SLG: 0.495	C SI 91 H CH 83 1-1 4 1B 1-2 HBP	F FA 93 B SI 92 X SL 82 1-1 ② G6-3 1-2			C SL 78 C FA 89 B FA 90 F FA 92 B SL 82 F FA 92 X FA 95 2-2 ① G3-1		C CU 81 B CU 80 X FA 91 1-1 ③ F9		C FA 90 C SL 78 S SL 86 0-3 ② K	4	0	0	0	0	1	1
Ken Griffey Jr., L (1, 9) OBP: 0.375, SLG: 0.500	S FA 89 F FC 88 F CH 83 D CH 83 S CH 82 1-3 ① K	B FA 95 C SI 92 X SI 86 1-1 ③ F7			C FA 92 B SI 89 X FA 92 1-1 ② F8			F CU 80 S CU 80 B FA 88 F CU 78 X FA 88 1-2 ① G3-1	S CH 84 B SL 86 B CH 78 S X 2-2 4 PB 1B	5	0	1	0	0	1	3
4 Brandon Phillips, R (1, 4) OBP: 0.339, SLG: 0.498	B FA 92 X SI 90 1-0 ② 28 1B 1-3 2-H 1B		C SL 81 B CU 79 F FA 91 B FA 92 B SL 82 B FA 96 4-2 28 G6-4-3 BB BB		B SL 81 X FA 93 1-0 ③ L8			F SL 81 X CU 81 0-1 28 1B S BB 1B	C SL 85 B CH 77 B SL 84 F SL 82 D SL 86 S SL 85 3-3 ③ K 1-2	4	2	2	1	1	1	1
Adam Dunn, L (1, 7) OBP: 0.387, SLG: 0.556 Jason Ellison, R (9, 7) OBP: 0.235, SLG: 0.227	B FA 90 B CH 83 B FA 92 I IN 74 4-0 28 1B IBB		B FA 93 B CH 84 S FA 93 B FC 91 F FA 93 B FA 92 4-2 28 G6-4-3 1-2 BB			B SL 88 F SI 89 B CH 82 F FA 89 X CH 83 2-2 ① G3-1		1 SAFE 1 SAFE C CU 80 B CU 80 B CU 80 2 SAFE B FA 89 B FA 89 4-1 BB 28 1B 1-2 BB		1 0	0 0	0 0	0 0	3 0	0 0	0 0
28 Edwin Encarnación, R (1, 5) OBP: 0.357, SLG: 0.435	B SL 81 B FA 90 C FA 92 X FA 91 2-1 1-3 2-H 1B		B FA 93 B FA 93 F FA 92 F FA 92 X SL 83 2-2 ①② G6-4-3 1-2f 2-3			B FA 90 X CH 87 1-0 HR		B FA 89 X FA 94 1-0 BB 1-2 2-3 1B		4	1	3	2	0	0	2
19 Joey Votto, L (1, 3) OBP: 0.476, SLG: 0.676	B SI 92 X FA 94 1-0 ③ F7		X FA 93 0-0 ③ L8			B CH 82 B SI 90 C FA 90 C SI 90 F CH 83 X FA 93 2-2 58 68 1B		F SL 84 S SL 85 F FA 95 X SL 84 0-2 ② P5		4	0	1	0	0	0	6
Javier Valentin, S (1, 2) OBP: 0.328, SLG: 0.382		B FA 94 F FA 91 B SL 79 B FC 90 X FA 94 3-1 39 SH1-4 30 1B 2B		C SL 77 B X 1-1 ① F8		C CU 78 B FA 93 S CU 80 1 SAFE 1 SAFE B FA 94 C SL 80 2-3 ②③ K 1-2		F SL 84 B SL 83 B CU 82 B SL 91 S FA 96 B FA 96 4-2 1-2 2-3 3-H BB		3	1	1	1	1	1	1
39 Aaron Harang, R (1, 1) OBP: 0.125, SLG: 0.116 Jorge Cantu, R (8, PH) OBP: 0.343, SLG: 0.322 51 Jared Burton, R (8, 1) 25 David Weathers, R (9, 1)		B CH 85 X 1-0 ① SH1-4 2-3		B B B C F X 3-2 ② G4-3			B FA 93 S FA 92 B FA 92 F FA 90 B CU 76 X FA 91 3-2 ① G6-3		B SL 83 F FA 95 F SL 84 X FA 95 1-2 ③ G6-3	2 1 0 0	0 0 0 0	0 0 0 0	0 0 0 0	0 0 0 0	0 0 0 0	0 3 0 0
Inning Stats	R: 2 E: 0 K: 1 S: 16 H: 3 LOB: 2 BB: 1 P: 28	R: 1 E: 0 K: 0 S: 9 H: 2 LOB: 1 BB: 0 P: 16	R: 0 E: 0 K: 0 S: 8 H: 0 LOB: 1 BB: 2 P: 18	R: 0 E: 0 K: 0 S: 8 H: 0 LOB: 0 BB: 0 P: 13	R: 0 E: 0 K: 0 S: 8 H: 0 LOB: 0 BB: 0 P: 12	R: 1 E: 0 K: 1 S: 11 H: 2 LOB: 0 BB: 0 P: 18	R: 0 E: 0 K: 0 S: 7 H: 0 LOB: 0 BB: 0 P: 11	R: 1 E: 0 K: 0 S: 17 H: 2 LOB: 3 BB: 2 P: 28	R: 0 E: 0 K: 3 S: 12 H: 1 LOB: 1 BB: 0 P: 17	1B: 8 2B: 1 3B: 0 HR: 1 SF: 0 SAC: 1 DP: 1 HBP: 1						

PITCHER		IP	WLS	BF	H	R	ER	SO	BB	IBB	HBP	BLK	WP	HR	S	P	ERA	WHIP
38 Carlos Zambrano, R ERA: 4.2	(1, 1)	5.1	L	25	7	4	4	1	2	1	1	0	0	1	57	100	6.75	1.688
49 Carlos Marmol, R ERA: 1.25	(6, 1)	1.2		4	0	0	0	1	0	0	0	0	0	0	10	16	0.00	0.000
13 Will Ohman, L ERA: 5.09	(8, 1)	0.1		3	1	1	1	0	1	0	0	0	0	0	7	12	27.00	6.000
34 Kerry Wood, R ERA: 4.42	(8, 1)	0.2		4	1	0	0	0	1	0	0	0	0	0	10	16	0.00	3.000
43 Michael Wuertz, R ERA: 3.69	(9, 1)	1.0		4	1	0	0	3	0	0	0	0	0	0	12	17	0.00	1.000

PITCHER	IP	WLS	BF	H	R	ER	SO	BB	IBB	HBP	BLK	WP	HR	S	P	ERA	WHIP

TOP

Cincinnati Reds @ Chicago Cubs

Wrigley Field, Chicago, IL

Tue Sep 18 2007, 7:05 PM CDT

Att. 40,801 - Clear - 84 F

livebaseballscorecards.com

AB	33
R	5
H	10
RBI	5
BB	5
SO	5
LOB	17

Batter	1	2	3	4	5	6	7	8	9	AB	R	H	RBI	BB	SO	LOB
12 Alfonso Soriano, R (1, 7) OBP: 0.330, SLG: 0.530	B FA 88 F FA 89 X SL 81 1-1 G4-3 ①		X 0-0 FC5-4 ③ 1-2f		C FA 89 B CU 74 F FA 90 B SL 81 B SL 83 F SL 83 F FA 91 X SL 81 3-2 F8 ②		B SL 80 B FA 89 F SL 82 S FA 89 X SL 81 2-2 2 FC6-4 1B			4	0	1	0	0	0	1
2 Ryan Theriot, R (1, 6) OBP: 0.329, SLG: 0.351	C FA 90 C FA 90 S SL 83 0-3 K2-3 ②			B X 1-0 F9 ①	X FA 89 0-0 25 S 1B		C SL 82 C FA 90 X SL 82 0-2 FC6-4 ③ 1-2f			4	0	1	0	0	1	1
25 Derrek Lee, R (1, 3) OBP: 0.395, SLG: 0.489	C FA 90 F FA 91 B SL 83 B FA 92 F SA 92 F SL 82 B SL 83 X SL 84 3-2 P3 ③			X 0-0 F9 ②	1 SAFE B FA 91 B FA 91 X SL 83 2-0 L9 ③ 1-2			C FA 94 B SL 87 F FA 94 X FA 94 1-2 F9 ①		4	0	0	0	0	0	1
16 Aramis Ramirez, R (1, 5) OBP: 0.373, SLG: 0.552		X FA 89 0-0 P3 ①		C FF 90 F SL 84 B B B X 3-2 BB 19 1B 1B		X FA 89 0-0 F7 ①		F SL 87 S CH 88 B FA 94 F FA 94 S FA 88 1-3 K ②		4	1	1	0	0	1	0
19 Matt Murton, R (1, 9) OBP: 0.346, SLG: 0.418		B FA 89 C FA 91 C FA 91 C FA 92 1-3 K ②		S CH 84 F D X 1-2 BB 1B 1-2 1B		C FA 89 B SL 82 B FA 90 B FA 89 F FA 91 S FA 91 3-3 K ②		B FA 92 F FA 92 F CH 87 B FA 93 F FA 94 B SL 87 X FA 93 3-2 F8 ③		4	1	1	0	0	2	0
Mark DeRosa, R (1, 4) OBP: 0.373, SLG: 0.422		B FA 91 X FA 91 1-0 F9 ③		F FA 90 B F B D B 4-2 1B BB 1-2 2-3		B FA 90 X FA 90 1-0 1B			C FA 89 B FA 89 X FA 89 1-1 FC4-6 1B	3	0	2	0	1	0	0
Jacque Jones, L (1, 8) OBP: 0.328, SLG: 0.384			B F B B F X 3-2 L4 ① 1-3 2-H 3-H	C SL 80 B X 1-1 1B		F FA 90 F FA 91 S SL 84 0-3 K ③			B FA 88 B FA 89 X FA 90 2-0 FC4-6 G6-3 ① 1-2f	4	0	1	2	0	1	2
Jason Kendall, R (1, 2) OBP: 0.304, SLG: 0.315			C CH 80 T CU 78 F F B F X 1-2 E4 38 FC4-6	C B T B S 2-3 K2-3 ③			B FA 86 B FA 88 B FA 88 C FA 87 B FA 87 4-1 G4-6-3 BB		C FA 88 X SL 85 0-1 G6-3 ② 1-2	3	0	0	0	1	1	3
38 Carlos Zambrano, S (1, 1) OBP: 0.253, SLG: 0.347 49 Carlos Marmol, R (6, 1) Cliff Floyd, L (7, PH) OBP: 0.366, SLG: 0.426 13 Will Ohman, L (8, 1) 34 Kerry Wood, R (8, 1) 43 Michael Wuertz, R (9, 1) 33 Daryle Ward, L (9, PH) OBP: 0.438, SLG: 0.523			S FA 89 X FA 89 0-1 FC4-6 12 FC5-4 ② 1-2f		F FA 90 F FA 90 S SL 82 0-3 K ①		C FA 91 C FA 92 X FA 92 0-2 G4-6-3 ①② 1-2f		B FA 88 C FA 90 C FA 90 C FA 90 1-3 K ③	2 0 1 0 0 0 1	0 0 0 0 0 0 0	0 0 0 0 0 0 0	0 0 0 0 0 0 0	1 0 1 0 0 0 0	1 0 0 0 0 0 0	0 0 1 0 0 0 0
Inning Stats	R: 0 E: 0 K: 1 S: 10 H: 0 LOB: 0 BB: 0 P: 14	R: 0 E: 0 K: 1 S: 5 H: 0 LOB: 0 BB: 0 P: 7	R: 0 E: 1 K: 0 S: 12 H: 0 LOB: 1 BB: 0 P: 16	R: 2 E: 0 K: 1 S: 15 H: 3 LOB: 2 BB: 1 P: 27	R: 0 E: 0 K: 1 S: 10 H: 1 LOB: 1 BB: 0 P: 15	R: 0 E: 0 K: 2 S: 8 H: 1 LOB: 1 BB: 0 P: 12	R: 0 E: 0 K: 0 S: 10 H: 1 LOB: 1 BB: 1 P: 16	R: 0 E: 0 K: 1 S: 11 H: 0 LOB: 0 BB: 0 P: 16	R: 0 E: 0 K: 1 S: 8 H: 1 LOB: 1 BB: 0 P: 12	1B: 7 2B: 0 3B: 0 HR: 0	SF: 0 SAC: 0 DP: 1 HBP: 0			WP: 0 PB: 0 SB: 1 CS: 0	PA: 36		

PITCHER	IP	WLS	BF	H	R	ER	SO	BB	IBB	HBP	BLK	WP	HR	S	P	ERA	WHIP
39 Aaron Harang, R (1, 1) ERA: 3.61	7.0	W	29	6	2	2	6	2	0	0	0	0	0	70	107	2.57	1.143
51 Jared Burton, R (8, 1) ERA: 2.41	1.0	H	3	0	0	0	1	0	0	0	0	0	0	11	16	0.00	0.000
25 David Weathers, R (9, 1) ERA: 3.79	1.0	S	4	1	0	0	1	0	0	0	0	0	0	8	12	0.00	1.000

PITCHER	IP	WLS	BF	H	R	ER	SO	BB	IBB	HBP	BLK	WP	HR	S	P	ERA	WHIP

BOTTOM

Cincinnati Reds @ Chicago Cubs

Wrigley Field, Chicago, IL

Tue Sep 18 2007, 7:05 PM CDT

Att. 40,801 - Clear - 84 F

livebaseballscorecards.com

AB	34
R	2
H	7
RBI	2
BB	2
SO	8
LOB	11

Cincinnati Reds @ Chicago Cubs

Wrigley Field, Chicago, IL

Wed Sep 19 2007, 7:05 PM CDT

Att. 40,805 - Clear - 74 F

livebaseballscorecards.com

Batter	1	2	3	4	5	6	7	8	9	AB	R	H	RBI	BB	SO	LOB
30 Norris Hopper, R (1, 8) OBP: 0.371, SLG: 0.397	B CU 67 C C FA 89 B FC 84 F FC 84 X FC 84 2-2 G4-6-3 27 1B 1B		B CU 67 F FA 87 C CU 69 X CU 71 1-2 S 2B		C FA 88 T FA 89 F FA 90 S FA 90 0-3 ③ K			F FA 95 X FA 94 0-1 E4 27 SH1-4 4 1B		4	0	2	0	0	1	0
27 Jeff Keppinger, R (1, 6) OBP: 0.402, SLG: 0.493	B FA 89 C FC 82 X FC 81 1-1 G4-6-3 1-2 1B		B FC 83 2 SAFE B FA 90 X FC 82 2-0 ② G5-3			C FA 87 X CH 78 0-1 ① F7		1 SAFE X FA 94 0-0 ① SH1-4 1-2		3	0	1	0	0	0	1
Ken Griffey Jr., L (1, 9) OBP: 0.372, SLG: 0.496 Buck Coats, L (8, 9) OBP: 0.200, SLG: 0.111	C CH 78 B FC 86 C FA 88 F FA 89 X CU 72 1-2 ①② G4-6-3 1-2f 2-3		C FA 90 B FA 90 F FA 90 F FC 87 S FA 91 1-3 ③ K 2-3			F FA 87 L CH 78 S FA 89 0-3 ② K		B FA 94 S FA 95 F FA 94 B FA 94 F FA 94 S FA 95 2-3 ② K		4 0	0 0	0 0	0 0	0 0	3 0	4 0
4 Brandon Phillips, R (1, 4) OBP: 0.339, SLG: 0.497	C B FA 92 T FA 91 X FA 92 1-2 ③ G1-3			F FA 88 F CU 68 X FA 90 0-2 ① F8		X CH 81 0-0 ③ P5		B FA 94 C FA 95 S FA 94 X FA 95 1-2 ③ 2-H 1B		4	0	1	0	0	0	1
Adam Dunn, L (1, 7) OBP: 0.387, SLG: 0.560		C B C S 1-3 ① K		B CU 70 B T B X 3-1 HR			C FC 84 B FA 90 C FA 89 B FC 85 B FA 91 B FA 90 4-2 19 E BB		B FA 93 F FA 94 F FA 95 B FA 93 B FA 94 F FA 95 F FA 94 F FA 95 X FA 95 3-2 ① F7	3	1	1	1	1	1	0
28 Edwin Encarnación, R (1, 5) OBP: 0.357, SLG: 0.440		B FA 89 C X 1-1 HR		F B X 1-1 ② G6-3			S FA 91 S FA 92 S FA 92 0-3 ① K		B FA 94 X FA 95 1-0 ② G6-3	4	1	1	1	0	1	1
19 Joey Votto, L (1, 3) OBP: 0.435, SLG: 0.610		C B FA 88 B FA 87 F FC 84 X FA 90 2-2 ② L5		B X 1-0 ③ F9			X CU 71 0-0 E3 1-3		C FA 95 B FA 94 S FA 95 S FA 95 1-3 ③ K	4	0	0	0	0	1	1
26 David Ross, R (1, 2) OBP: 0.261, SLG: 0.387		C FA 90 C CU 72 X CU 66 0-2 ③ F7		B FC 81 B FA 87 F FC 82 C FC 81 F FA 89 X FA 87 2-2 ① G4-3			F FA 92 F FA 90 B FA 91 F FA 92 S CU 75 1-3 ② K			3	0	0	0	0	1	2
Tom Shearn, R (1, 1) 2 Alex Gonzalez, R (7, PH) OBP: 0.325, SLG: 0.469 Eddie Guardado, R (7, 1) 38 Gary Majewski, R (8, 1) Mike Stanton, L (8, 1) 56 Todd Coffey, R (8, 1)			B FA 86 C FA 86 C FC 83 S CU 69 1-3 ① K		C FA 88 X 0-1 ② G6-3		C FA 92 F FA 90 F CU 76 S FA 91 0-3 ③ K			2 1 0 0 0 0	0 0 0 0 0 0	0 0 0 0 0 0	0 0 0 0 0 0	1 1 0 0 0 0	0 2 0 0 0 0	0 0 0 0 0 0
Inning Stats	R: 0 E: 0 K: 0 S: 13 H: 2 LOB: 1 BB: 0 P: 18	R: 1 E: 0 K: 1 S: 11 H: 1 LOB: 0 BB: 0 P: 15	R: 0 E: 0 K: 2 S: 11 H: 1 LOB: 1 BB: 0 P: 16	R: 1 E: 0 K: 0 S: 8 H: 1 LOB: 0 BB: 0 P: 13	R: 0 E: 0 K: 1 S: 10 H: 0 LOB: 0 BB: 0 P: 12	R: 0 E: 0 K: 1 S: 6 H: 0 LOB: 0 BB: 0 P: 6	R: 0 E: 1 K: 3 S: 14 H: 0 LOB: 2 BB: 1 P: 19	R: 0 E: 1 K: 1 S: 10 H: 1 LOB: 2 BB: 0 P: 13	R: 0 E: 0 K: 1 S: 10 H: 0 LOB: 0 BB: 0 P: 15	1B: 3 2B: 1 3B: 0 HR: 2 SF: 0 SAC: 1 DP: 1 HBP: 0						

TOP	
AB	32
R	2
H	6
RBI	2
BB	1
SO	10
LOB	12

PITCHER		IP	WLS	BF	H	R	ER	SO	BB	IBB	HBP	BLK	WP	HR	S	P	ERA	WHIP	PITCHER		IP	WLS	BF	H	R	ER	SO	BB	IBB	HBP	BLK	WP	HR	S	P	ERA	WHIP
30 Ted Lilly, L (1, 1) ERA: 3.78		7.0		27	5	2	2	8	1	0	0	0	0	2	73	99	2.57	0.857																		
Bob Howry, R (8, 1) ERA: 3.38		2.0	W	7	1	0	0	2	0	0	0	0	0	0	20	28	0.00	0.500																		

Batter	1	2	3	4	5	6	7	8	9	AB	R	H	RBI	BB	SO	LOB
12 Alfonso Soriano, R (1, 7) OBP: 0.331, SLG: 0.535	X FA 88 0-0 HR		B FA 86 X SL 81 1-0 ① F9		B CU 68 X SL 81 1-0 2 G6-4-3 1B			B CU 75 F FA 91 S CU 77 S CU 77 1-3 ① K		4	1	2	1	0	1	0
2 Ryan Theriot, R (1, 6) OBP: 0.330, SLG: 0.352	B FA 88 B FA 88 C FA 86 X FA 87 2-1 ① G4-3		B FA 89 B FA 88 C FA 89 F FA 88 B FA 89 X FA 88 3-2 1B		X FA 87 0-0 ② ③ G6-4-3 1-2f			C FA 91 F FA 91 B CU 78 B FA 91 X FA 93 2-2 E9 25 1B 19 FC7-6-4 1B		4	1	2	0	0	0	1
25 Derrek Lee, R (1, 3) OBP: 0.396, SLG: 0.488	B C FA 88 B CU 68 X FA 88 2-1 ② F8		X FA 87 0-0 ② P4			B FA 88 C FA 88 C FA 88 B FS 67 B CU 69 B SL 79 4-2 16 G6-4-3 BB		B FA 92 X FA 92 1-0 19 FC7-6-4 2-3 1B		3	0	1	0	1	0	1
Cliff Floyd, L (1, 9) OBP: 0.362, SLG: 0.422 19 Matt Murton, R (8, PH) OBP: 0.345, SLG: 0.416 20 Felix Pie, L (8, PR) OBP: 0.269, SLG: 0.339 (9, 8)	C CH 81 C FA 88 B CU 68 B FA 89 S CU 69 2-3 ③ K		B FA 86 B CH 85 F FA 88 B FA 88 F CH 81 X FA 88 3-2 ③ P6			C FA 87 T FA 86 X FA 86 0-2 ① P4		1 SAFE X FA 87 0-0 ② FC7-6-4 16 S 1-2f 3-H		3 1 0	0 0 0	0 1 0	0 1 0	0 0 0	1 0 0	2 1 0
16 Aramis Ramirez, R (1, 5) OBP: 0.370, SLG: 0.548		B FA 88 B FA 89 C FA 88 F X 2-2 ① G5-3		B CU 69 C FA 88 X FA 87 1-1 ① G5-3		C FA 88 B FA 87 X FA 87 1-1 ② ③ G6-4-3 1-2f		1 SAFE S SL 83 B FA 93 B FA 92 F FA 94 X FA 94 2-2 ③ G5-3 1-2		4	0	0	0	0	0	2
Mark DeRosa, R (1, 4) OBP: 0.376, SLG: 0.425		C FA 89 B CU 70 B CU 69 B FA 88 F FA 89 B FA 89 4-2 2B BB		B SL 81 X FA 88 1-0 G4-6-3 1B			X FA 86 0-0 1B			2	0	2	0	1	0	0
Jacque Jones, L (1, 8) OBP: 0.328, SLG: 0.386 (9, 9)		C CH 80 X CU 68 0-1 1-3 2B		B FA 86 S CH 79 C FA 88 F FA 87 B CU 67 F FA 88 1 SAFE X FA 88 2-2 ② ③ G4-6-3 1-2f			B FA 85 X 1-0 ① B2			3	0	1	0	0	0	2
18 Geovany Soto, R (1, 2) OBP: 0.441, SLG: 0.710		C SL 82 B FA 88 C CU 69 B CU 69 C CU 69 2-3 ② K			B FA 87 B FA 88 X FA 88 2-0 HR		B FA 87 F FA 86 1 SAFE B FA 87 C FA 86 X FA 87 2-2 ② F7			3	1	1	1	0	1	3
30 Ted Lilly, L (1, 1) OBP: 0.151, SLG: 0.153 Craig Monroe, R (7, PH) OBP: 0.268, SLG: 0.370 Bob Howry, L (8, 1)		C FA 89 C FA 88 B CU 69 S CU 69 1-3 ③ K			X FA 88 0-0 ① P6		C FA 87 B CH 77 F FA 88 S FA 88 1-3 ③ K			2 1 0	0 0 0	0 0 0	0 0 0	0 1 0	1 1 0	2 1 0
Inning Stats	R: 1 E: 0 K: 1 S: 8 H: 1 LOB: 0 BB: 0 P: 14	R: 0 E: 0 K: 2 S: 13 H: 1 LOB: 2 BB: 1 P: 22	R: 0 E: 0 K: 0 S: 8 H: 1 LOB: 1 BB: 0 P: 15	R: 0 E: 0 K: 0 S: 8 H: 1 LOB: 0 BB: 0 P: 12	R: 1 E: 0 K: 0 S: 4 H: 2 LOB: 0 BB: 0 P: 7	R: 0 E: 0 K: 0 S: 7 H: 0 LOB: 0 BB: 1 P: 12	R: 0 E: 0 K: 1 S: 8 H: 1 LOB: 1 BB: 0 P: 12	R: 1 E: 1 K: 1 S: 11 H: 2 LOB: 2 BB: 0 P: 17		1B: 6 2B: 1 3B: 0 HR: 2 SF: 0 SAC: 0 DP: 3 HBP: 0						

PITCHER		IP	WLS	BF	H	R	ER	SO	BB	IBB	HBP	BLK	WP	HR	S	P	ERA	WHIP
Tom Shearn, R ERA: 3.94	(1, 1)	6.0		23	6	2	2	3	2	0	0	0	0	2	48	82	3.00	1.333
Eddie Guardado, L ERA: 9.28	(7, 1)	1.0		4	1	0	0	1	0	0	0	0	0	0	8	12	0.00	1.000
38 Gary Majewski, R ERA: 7.97	(8, 1)	0.1	L	3	2	1	0	1	0	0	0	0	0	0	7	11	0.00	6.000
Mike Stanton, L ERA: 5.73	(8, 1)	0.1		1	0	0	0	0	0	0	0	0	0	0	1	1	0.00	0.000
56 Todd Coffey, R ERA: 6.36	(8, 1)	0.1		1	0	0	0	0	0	0	0	0	0	0	3	5	0.00	0.000

PITCHER	IP	WLS	BF	H	R	ER	SO	BB	IBB	HBP	BLK	WP	HR	S	P	ERA	WHIP

BOTTOM

Cincinnati Reds @ Chicago Cubs

Wrigley Field, Chicago, IL

Wed Sep 19 2007, 7:05 PM CDT

Att. 40,805 - Clear - 74 F

livebaseballscorecards.com

AB	30
R	3
H	9
RBI	3
BB	2
SO	5
LOB	15

WP: 0 PA: 32
PB: 0
SB: 1
CS: 0

Batter	1	2	3	4	5	6	7	8	9	AB	R	H	RBI	BB	SO	LOB
3 Nyjer Morgan, L (1, 8) OBP: 0.329, SLG: 0.373	B FA 88 X FA 88 1-0 12 F9 13 S FC5-4 1B	C SI 87 F CH 83 B FA 92 X CH 83 1-2 ② 2-H 13 CS 1B	C FA 88 B CU 81 X CU 80 1-1 ③ G4-3			B FA 90 L FA 90 S SL 82 X CH 84 1-2 ① G4-3		F FA 93 F SL 88 B CU 74 X FA 94 1-2 ① F7		5	1	2	1	0	0	1
13 Nate McLouth, L (1, 7) OBP: 0.346, SLG: 0.450	B FA 89 L SL 85 B FA 90 B FA 90 B FA 89 4-1 FC5-4 25 S 1-2 BB	B FA 92 1-0 ③ CS 1-2	B FA 90 F FA 90 B FA 86 X FA 90 2-1 25 2B G4-3 1B	C FA 92 S SL 86 S SL 84 0-3 ① K		X FA 91 0-0 ② F8		F FA 92 F FA 90 B FA 94 C CU 75 1-3 ② K		4	1	1	0	1	2	0
12 Freddy Sanchez, R (1, 4) OBP: 0.345, SLG: 0.443	L FA 85 X FA 89 0-1 ① F9 2-3		X FA 87 0-0 ① F9	C CU 79 S FA 93 S SL 84 0-3 ② K		B CU 80 B FA 91 B FA 91 C FA 91 B FA 92 4-1 BB		C FA 93 C FA 94 B SL 82 B FA 94 S SL 84 2-3 ③ K		4	0	0	0	1	2	3
25 Adam LaRoche, L (1, 3) OBP: 0.347, SLG: 0.458	C FA 90 I IN 66 I IN 70 I IN 71 I 4-1 FC5-4 1-2 IBB		F FA 91 B SL 87 F CH 82 B FA 91 1 SAFE X FA 91 2-2 G4-3 19 2B 1-3 2B	B SL 86 C FA 93 B FA 91 B SL 85 S SL 86 B SL 84 4-2 BB		C CU 80 1 SAFE D CH 85 X FA 92 1-1 ③ G4-3			F FA 89 B CH 82 C CH 83 B CH 84 S FA 93 2-3 ① K	3	1	1	0	2	1	1
Xavier Nady, R (1, 9) OBP: 0.339, SLG: 0.491	B FA 88 F FA 90 X SI 88 1-1 ② FC5-4 1-2f 2-3 3-H		C FA 88 X FA 92 0-1 ② G4-3 2-3 3-H	B SI 93 C CU 77 B SL 88 B FA 93 S FA 93 B FA 92 4-2 1-2 BB			C FA 93 F FA 92 S SL 79 0-3 ① K		B FA 93 X SL 87 1-0 HR	4	1	1	3	1	1	3
19 José Bautista, R (1, 5) OBP: 0.344, SLG: 0.423	F X FA 90 0-1 ③ L9		X FA 91 0-0 26 1B 2B 3-H	C CU 77 S CU 78 X CU 78 0-2 ③ L8			B CU 78 B FA 94 B FA 92 S FA 92 B FA 93 4-2 1B BB		F FA 94 B FA 94 F FA 93 B CH 86 F FA 93 B FA 93 F FA 94 F FA 93 F FA 93 3-2 X FA 93 1B	4	1	2	1	1	0	4
26 Ronny Paulino, R (1, 2) OBP: 0.313, SLG: 0.393		F FA 89 C FA 90 F FA 87 B SL 86 X FA 91 1-2 ① G4-3	X FA 88 0-0 3B 2-H 1B		F FA 92 C CU 76 B CU 77 B FA 93 S CU 77 2-3 ① K		C B C CU 79 B SL 79 C FA 93 2-3 ② K		X FA 93 0-0 ② L8	5	1	1	1	0	2	2
Cesar Izturis, S (1, 6) OBP: 0.306, SLG: 0.316 Matt Kata, S (4, 6) OBP: 0.253, SLG: 0.350		B FA 90 F CH 86 C FA 87 X FA 91 1-2 3 1B 2B	B SL 84 F FA 90 X FA 85 1-1 28 1B 2-H 3B		C FA 92 X FA 92 0-1 ② G4-3		B FA 93 X FA 92 1-0 1-3 1B		C SL 88 X CH 84 0-1 ③ G1-3	2 3	2 0	2 1	1 0	0 0	0 0	0 1
28 Paul Maholm, L (1, 1) OBP: 0.200, SLG: 0.203 52 Franquelis Osoria, R (3, 1) 34 John Grabow, L (6, 1) Josh Phelps, R (7, PH) OBP: 0.391, SLG: 0.510 49 Bryan Bullington, R (7, 1) OBP: 0.500, SLG: 0.500 Juan Pablo Perez, R (8, 1)		S FA 91 B SI 86 C FA 91 F FA 87 S FA 91 1-3 ② K	X FA 88 0-0 3-H 1B		F FA 92 B FA 92 S FA 92 B FA 93 X FA 91 2-2 ③ G1-3		C SL 81 C CU 79 S SL 80 0-3 ③ K			2 1 0 1 0 0	0 0 0 0 0 0	1 0 0 0 0 0	1 0 0 0 1 0	0 0 0 0 0 0	1 0 0 1 0 0	1 0 0 2 0 0
Inning Stats	R: 1 E: 0 K: 0 S: 9 H: 1 LOB: 2 BB: 2 P: 19	R: 1 E: 0 K: 1 S: 14 H: 2 LOB: 0 BB: 0 P: 19	R: 5 E: 0 K: 0 S: 15 H: 6 LOB: 1 BB: 0 P: 21	R: 0 E: 0 K: 2 S: 13 H: 0 LOB: 2 BB: 2 P: 21	R: 0 E: 0 K: 1 S: 8 H: 0 LOB: 0 BB: 0 P: 12	R: 0 E: 0 K: 0 S: 7 H: 0 LOB: 1 BB: 1 P: 13	R: 0 E: 0 K: 3 S: 12 H: 1 LOB: 2 BB: 1 P: 19	R: 0 E: 0 K: 2 S: 9 H: 0 LOB: 0 BB: 0 P: 13	R: 1 E: 0 K: 1 S: 14 H: 2 LOB: 1 BB: 0 P: 20	1B: 7 2B: 3 3B: 1 HR: 1 SF: 0 SAC: 0 DP: 0 HBP: 0						

PITCHER		IP	WLS	BF	H	R	ER	SO	BB	IBB	HBP	BLK	WP	HR	S	P	ERA	WHIP
Jason Marquis, R ERA: 4.35	(1, 1)	2.2		17	8	7	7	1	1	1	0	0	0	0	35	55	23.62	3.375
13 Will Ohman, L ERA: 5.05	(3, 1)	0.1		2	1	0	0	0	0	0	0	0	0	0	3	4	0.00	3.000
22 Kevin Hart, R ERA: 0.93	(4, 1)	2.0		8	0	0	0	3	2	0	0	0	0	0	21	33	0.00	1.000
47 Scott Eyre, L ERA: 4.32	(6, 1)	1.0	W	4	0	0	0	0	1	0	0	0	0	0	7	13	0.00	1.000
49 Carlos Marmol, R ERA: 1.23	(7, 1)	1.0		5	1	0	0	3	1	0	0	0	0	0	12	19	0.00	2.000

PITCHER		IP	WLS	BF	H	R	ER	SO	BB	IBB	HBP	BLK	WP	HR	S	P	ERA	WHIP
34 Kerry Wood, R ERA: 4.19	(8, 1)	1.0		3	0	0	0	2	0	0	0	0	0	0	9	13	0.00	0.000
46 Ryan Dempster, R ERA: 4.16	(9, 1)	1.0		5	2	1	1	1	0	0	0	0	0	1	14	20	9.00	2.000

TOP

Pittsburgh Pirates @ Chicago Cubs

Wrigley Field, Chicago, IL

Fri Sep 21 2007, 1:20 PM CDT

Att. 41,591 - Sunny - 85 F

livebaseballscorecards.com

AB	38
R	8
H	12
RBI	8
BB	6
SO	10
LOB	18

WP: 0 PB: 0 SB: 2 CS: 1 PA: 45

Batter	1	2	3	4	5	6	7	8	9	AB	R	H	RBI	BB	SO	LOB
12 Alfonso Soriano, R (1, 7) OBP: 0.332, SLG: 0.539	X CH 84 0-0 HR	B C CU 69 S CH 78 B CU 76 S FA 88 2-3 ① K	B FA 92 B FA 92 X FA 92 2-0 ① F5			X SL 79 0-0 25 E 16 HR 1B	F CU 76 S SL 83 F SL 82 B FA 88 X CU 80 1-2 ② F7			5	2	2	1	0	1	3
Mark DeRosa, R (1, 4) OBP: 0.376, SLG: 0.423	F FA 88 B FA 89 S CU 70 B CU 74 H FA 89 3-2 25 1B 16 HR HBP	C CU 70 B FA 89 X CH 81 1-1 ② G6-3	F FA 91 C FA 93 B FA 92 F FA 92 F FA 93 B FA 91 S SL 80 2-3 ② K			B FA 89 F FA 89 F FA 88 B FA 88 X CH 82 2-2 ① L6	C CU 74 B SL 82 B FA 90 B FA 89 X FA 88 3-1 E5 25 1B 1B			4	2	1	0	0	1	4
25 Derrek Lee, R (1, 3) OBP: 0.398, SLG: 0.491	C CU 71 B FA 90 B CU 76 X FA 89 2-1 16 HR 1-2 1B	X FA 89 0-0 16 E 2B	F FA 92 B SL 78 B SL 80 X CH 79 2-1 ③ F8 1-2 2-3 3-H			X FA 89 0-0 FC6 16 HR 1-2	X FA 89 0-0 2-H 1B			5	3	3	1	0	0	3
16 Aramis Ramirez, R (1, 5) OBP: 0.371, SLG: 0.559	B FA 88 F FA 89 B FA 92 X FA 87 2-1 1-H 2-H HR	C CU 75 F CU 72 B FA 91 X FA 89 1-2 E6 2-H		C FA 91 X FA 92 0-1 ① G6-3		B FA 91 X FA 90 1-0 1-H 2-H HR	X CU 76 0-0 ③ F7			5	2	2	6	0	0	1
19 Matt Murton, R (1, 9) OBP: 0.347, SLG: 0.417 49 Carlos Marmol, R (7, 1) 34 Kerry Wood, R (8, 1) 24 Henry Blanco, R (8, PH) OBP: 0.200, SLG: 0.234 46 Ryan Dempster, R (9, 1)	B FA 89 B CU 78 X FA 88 2-0 2 1B 1B	B FA 88 F CH 79 B CU 75 X FA 87 2-1 ③ G4-3		S FA 92 S FA 92 B FA 92 B FA 92 F FA 92 S SL 80 2-3 ② K		B FA 90 B FA 90 X FA 91 2-0 18 HR 1B		B FA 94 X FA 92 1-0 ① G1-3		4 0 0 1 0	1 0 0 0 0	2 0 0 0 0	0 0 0 0 0	0 0 0 0 0	1 0 0 0 0	1 0 0 0 0
18 Geovany Soto, R (1, 2) OBP: 0.462, SLG: 0.771	B FA 90 X FA 89 1-0 ① F8		X FA 87 0-0 2 1B 1B 1B 1B	C FA 91 X FA 92 0-1 ③ L5		X FA 91 0-0 1-H HR		B FA 93 B CH 84 F FA 94 C CU 79 B CU 81 B CU 79 4-2 20 BB BB		4	2	2	2	1	0	1
Craig Monroe, R (1, 8) OBP: 0.269, SLG: 0.371 20 Felix Pie, L (4, 8) OBP: 0.270, SLG: 0.335	F FA 90 B FA 89 C FA 86 1 SAFE S CU 78 1-3 ② K	F FA 88 S CU 71 B FA 90 B FA 90 F CU 78 F CU 72 X FA 88 2-2 2 1B 1B 25 WP 1-2 1B	C FA 90 F SL 78 S CH 85 0-3 ① K	C FA 92 X SL 85 0-1 ② G4-3		C FA 95 B CU 82 B FA 93 B FA 94 F FA 94 B FA 94 4-2 2 G6-4-3 1-2 BB				2 2	1 0	1 0	0 0	0 1	1 1	1 0
2 Ryan Theriot, R (1, 6) OBP: 0.330, SLG: 0.353	B FA 89 B FA 86 X FA 89 2-0 1-2 1B	X FA 89 0-0 25 WP 1B 1-2 2-3 1B	B FA 92 C FA 91 X FA 92 1-1 ② G5-3	B B FA 91 X FA 92 2-0 ③ P4		C FA 94 B SL 82 X FA 94 1-1 ② ③ G6-4-3 1-2f				5	0	2	0	0	0	2
Jason Marquis, L (1, 1) OBP: 0.141, SLG: 0.214 13 Will Ohman, L (3, 1) Ronny Cedeno, R (3, PH) OBP: 0.200, SLG: 0.295 22 Kevin Hart, R (4, 1) 57 Sam Fuld, L (5, PH) 47 Scott Eyre, L (6, 1) Jacque Jones, L (7, 9) OBP: 0.327, SLG: 0.385	C FA 89 S CU 77 B CU 78 B CU 79 C CU 79 2-3 ③ K	C FA 90 F CU 72 B FA 91 X CU 74 1-2 25 WP 1-2 2-3 3-H 1B	B FA 91 B FA 92 X FA 92 2-0 ③ G1-3			C FA 88 X FA 90 0-1 ① L5				1 0 1 0 1 0 1	0 0 0 0 0 0 0	0 0 1 0 0 0 0	0 0 1 0 0 0 0	1 0 0 0 0 0 0	2 0 0 0 0 0 0	
Inning Stats	R: 4 E: 0 K: 2 S: 16 H: 5 LOB: 2 BB: 0 P: 31	R: 1 E: 1 K: 1 S: 11 H: 1 LOB: 1 BB: 0 P: 17	R: 2 E: 0 K: 1 S: 18 H: 4 LOB: 2 BB: 0 P: 27	R: 0 E: 0 K: 1 S: 8 H: 0 LOB: 0 BB: 0 P: 10	R: 0 E: 0 K: 1 S: 6 H: 0 LOB: 0 BB: 0 P: 9	R: 5 E: 1 K: 0 S: 11 H: 4 LOB: 0 BB: 0 P: 18	R: 1 E: 1 K: 0 S: 10 H: 2 LOB: 1 BB: 0 P: 14	R: 0 E: 0 K: 0 S: 7 H: 0 LOB: 1 BB: 2 P: 17		1B: 11 2B: 1 3B: 0 HR: 4	SF: 0 SAC: 0 DP: 1 HBP: 1					

BOTTOM

Pittsburgh Pirates @ Chicago Cubs

Wrigley Field, Chicago, IL

Fri Sep 21 2007, 1:20 PM CDT

Att. 41,591 - Sunny - 85 F

livebaseballscorecards.com

AB	41
R	13
H	16
RBI	11
BB	2
SO	6
LOB	18

PITCHER		IP	WLS	BF	H	R	ER	SO	BB	IBB	HBP	BLK	WP	HR	S	P	ERA	WHIP
28 Paul Maholm, L ERA: 5.02	(1, 1)	2.0		18	10	7	6	3	0	0	1	0	0	2	37	61	27.00	5.000
52 Franquelis Osoria, R ERA: 4.44	(3, 1)	3.1	L	13	2	3	2	3	0	0	0	0	1	1	28	42	5.40	0.600
34 John Grabow, L ERA: 3.88	(6, 1)	0.2		4	2	2	2	0	0	0	0	0	0	1	5	9	27.00	3.000
49 Bryan Bullington, R ERA: 6.0	(7, 1)	1.0		5	2	1	0	0	0	0	0	0	0	0	10	14	0.00	2.000
Juan Pablo Perez, L ERA: 3.6	(8, 1)	1.0		4	0	0	0	0	2	0	0	0	0	0	7	17	0.00	2.000

PITCHER	IP	WLS	BF	H	R	ER	SO	BB	IBB	HBP	BLK	WP	HR	S	P	ERA	WHIP

Batter	1	2	3	4	5	6	7	8	9	AB	R	H	RBI	BB	SO	LOB
3 Nyjer Morgan, L (1, 8) OBP: 0.333, SLG: 0.367	X FA 90 0-0 12 F9-6 19 BB 1B	X FA 84 0-0 ② P3			B FA 88 B FA 87 B FA 87 B FA 88 4-0 19 S BB		B FA 91 X FA 90 1-0 ②③ F9-3 1-1		C FA 93 F CH 85 X CH 84 0-2 ③ G3-1	4	0	1	0	1	0	2
19 José Bautista, R (1, 5) OBP: 0.345, SLG: 0.424	1 SAFE B FA 90 B FA 89 S FA 90 B FA 89 S FA 90 1 SAFE F FA 90 B FA 89 4-2 FC6 1-2 BB	B CU 73 B FA 88 F FA 89 C FA 89 C CU 73 2-3 ③ K			1 SAFE S FA 88 2 SAFE 2 SAFE X FA 88 0-1 ② P3 1-2			C FA 93 F FA 94 X FA 94 0-2 12 3B 2B		3	1	1	0	1	1	2
12 Freddy Sanchez, R (1, 4) OBP: 0.344, SLG: 0.445	C CU 73 2 SAFE X FA 90 0-1 ①② F9-6 2-2		F FA 89 B CU 73 X FA 89 1-1 ① G6-3		D CU 72 S FA 88 X FA 90 1-1 ③ G4-3			X FA 95 0-0 2-H 3B		4	0	1	1	0	0	3
Josh Phelps, R (1, 3) OBP: 0.388, SLG: 0.500	F FA 91 S CU 74 B FA 91 X CU 74 1-2 ③ FC6 1-2f		F FA 90 C CH 80 B FA 91 B FA 90 B FA 89 T FA 89 3-2 ② K			S FA 93 B FA 93 B SL 78 B CU 77 F FA 92 B SL 79 4-2 BB		B FA 94 F FA 93 S FA 94 T FA 93 1-2 ① K		3	0	0	0	1	2	2
Xavier Nady, R (1, 7) OBP: 0.336, SLG: 0.486 (6, 9)		S FA 89 S FA 90 B FA 91 X CU 72 1-2 ① G6-3	C FA 90 C CU 73 B CU 72 S FA 90 1-3 ③ K			F FA 92 B SL 80 S CU 79 X SL 80 1-2 ① F7		X FA 94 0-0 ② G1-3		4	0	0	0	0	1	2
26 Ronny Paulino, R (1, 2) OBP: 0.312, SLG: 0.392		B CU 72 S FA 89 X FA 90 1-1 51 1B 2B 1B		X FA 88 0-0 ① P3		B CU 78 F FA 92 B FA 92 C FA 93 C CU 78 2-3 ② K		C FA 93 B FA 93 X FA 93 1-1 ③ F8		4	1	1	0	0	1	2
51 Steve Pearce, R (1, 9) OBP: 0.345, SLG: 0.412 47 John Van Benschoten, R (6, 1) OBP: 0.250, SLG: 0.286 Jose Castillo, R (9, PH) OBP: 0.265, SLG: 0.324		B FA 89 B FA 89 C FA 90 X FA 89 2-1 2B 57 1B 1-2 1B		B FA 89 C FA 88 X FA 90 1-1 ② P2		C FA 92 F FA 92 C CU 78 0-3 ③ K			C FA 94 F FA 93 S FA 94 0-3 ① K	3 0 1	1 0 0	1 0 0	0 0 0	0 0 0	1 0 1	1 0 0
Matt Kata, S (1, 6) OBP: 0.253, SLG: 0.354		C FA 90 C CU 73 B FA 90 X FA 90 1-2 57 1B 1-3 2-H 2B		B FA 89 C FA 88 B CU 73 F FA 88 S FA 90 2-3 ③ K			F FA 90 X CU 79 0-1 ① F9		B FA 94 F FA 94 S CH 85 B CH 84 X FA 93 2-2 ② F7	4	1	1	1	0	1	0
57 Zach Duke, L (1, 1) OBP: 0.258, SLG: 0.258 Cesar Izturis, S (5, PH) OBP: 0.305, SLG: 0.315 Salomon Torres, R (5, 1) 13 Nate McLouth, L (6, 7) OBP: 0.349, SLG: 0.461		B FA 91 F FA 89 B CU 73 X FA 89 2-1 2-H 3-H 1B			B FA 88 B FA 87 C FA 87 X FA 87 2-1 ① G4-3		B CU 79 F FA 91 B CH 82 S FA 91 B FA 92 F FA 90 B FA 92 4-2 3 F9-3 BB		C CH 83 B CH 84 B FA 93 B FA 92 X FA 93 3-1 HR	1 1 0 1	0 0 0 1	1 0 0 1	2 0 0 1	0 0 0 0	0 0 0 0	0 0 0 0
Inning Stats	R: 0 E: 0 K: 0 S: 9 H: 1 LOB: 1 BB: 1 P: 14	R: 3 E: 0 K: 1 S: 16 H: 4 LOB: 1 BB: 0 P: 25	R: 0 E: 0 K: 2 S: 8 H: 0 LOB: 0 BB: 0 P: 13	R: 0 E: 0 K: 1 S: 6 H: 0 LOB: 0 BB: 0 P: 9	R: 0 E: 0 K: 0 S: 6 H: 0 LOB: 1 BB: 1 P: 13	R: 0 E: 0 K: 2 S: 11 H: 0 LOB: 1 BB: 1 P: 18	R: 0 E: 0 K: 0 S: 6 H: 0 LOB: 0 BB: 1 P: 11	R: 1 E: 0 K: 1 S: 10 H: 2 LOB: 1 BB: 0 P: 12	R: 1 E: 0 K: 1 S: 11 H: 1 LOB: 0 BB: 0 P: 16	1B: 4 2B: 4 3B: 1 HR: 1	SF: 0 SAC: 0 DP: 2 HBP: 0			WP: 0 PB: 0 SB: 1 CS: 0	PA: 37		

PITCHER	IP	WLS	BF	H	R	ER	SO	BB	IBB	HBP	BLK	WP	HR	S	P	ERA	WHIP
53 Rich Hill, L (1, 1) ERA: 4.05	5.0	W	21	5	3	3	4	2	0	0	0	0	0	45	74	5.40	1.400
49 Carlos Marmol, R (6, 1) ERA: 1.22	1.0		4	0	0	0	2	1	0	0	0	0	0	11	18	0.00	1.000
47 Scott Eyre, L (7, 1) ERA: 4.24	1.0		3	0	0	0	0	1	0	0	0	0	0	6	11	0.00	1.000
Bob Howry, R (8, 1) ERA: 3.45	1.0		5	2	1	1	1	0	0	0	0	0	0	10	12	9.00	2.000
46 Ryan Dempster, R (9, 1) ERA: 4.24	1.0		4	1	1	1	1	0	0	0	0	0	1	11	16	9.00	1.000

PITCHER	IP	WLS	BF	H	R	ER	SO	BB	IBB	HBP	BLK	WP	HR	S	P	ERA	WHIP

TOP

Pittsburgh Pirates @ Chicago Cubs

Wrigley Field, Chicago, IL

Sat Sep 22 2007, 12:05 PM CDT

Att. 41,271 - Sunny - 66 F

livebaseballscorecards.com

AB	33
R	5
H	8
RBI	5
BB	4
SO	8
LOB	14

Batter	1	2	3	4	5	6	7	8	9	AB	R	H	RBI	BB	SO	LOB
12 Alfonso Soriano, R (1, 7) OBP: 0.336, SLG: 0.553	S CU 74 C CU 73 F FA 88 B CH 81 S CH 81 1-3 ① K	C CU 74 X CH 80 0-1 HR		C CU 71 B FA 86 F FA 86 F FA 86 B CH 79 B FA 88 B CU 72 4-2 FC5-4 BB	B FA 92 C FA 91 D CU 80 B CH 85 X FA 92 3-1 1-H HR		B SL 85 X SL 84 1-0 1-H 2-H 2B			4	2	3	5	1	1	0
Mark DeRosa, R (1, 4) OBP: 0.373, SLG: 0.419	C FA 89 B FA 89 X FA 89 1-1 ② L8	F FA 89 X FA 88 0-1 ③ P6		B FA 86 X CH 81 1-0 ① FC5-4 16 G4-3 25 1B 1-2f	C FA 90 S FA 86 B CH 85 B FA 92 F CU 81 S CH 85 2-3 ③ K		B FA 91 X FA 92 1-0 ③ L9			5	0	0	0	0	1	2
25 Derrek Lee, R (1, 3) OBP: 0.401, SLG: 0.499	B FA 89 C FA 88 X CH 82 1-1 HR		B CU 71 F CH 80 F FA 88 B FA 88 B FA 88 X CU 73 3-2 16 HR 1B	X FA 86 0-0 16 G4-3 1-2 1B		C FA 91 X SL 86 0-1 16 P4-3 1B		B CU 76 C SL 84 B SL 83 B SL 82 F FA 91 C FA 92 3-3 ① K		5	2	4	1	0	1	0
16 Aramis Ramirez, R (1, 5) OBP: 0.371, SLG: 0.563	C FA 89 B FA 88 B FA 88 X FA 88 2-1 18 1B 19 18 1B E 1B		X FA 89 0-0 1-H HR	X CU 70 0-0 ② G4-3 1-2 2-3		B FA 90 B X FA 90 2-0 ① ② P4-3 1-1f		C FA 92 B CU 79 B CU 76 S SL 85 B SL 85 S SL 85 3-3 ② K		5	2	2	2	0	1	3
19 Matt Murton, R (1, 9) OBP: 0.350, SLG: 0.416 57 Sam Fuld, L (7, 9)	X FA 88 0-0 18 E 1-2 1B		B CU 73 C FA 87 S CH 80 S CU 72 1-3 ① K	B FA 86 B FA 87 D CH 82 B FA 88 4-0 BB		X SL 85 0-0 ③ F8		B FA 92 S FA 90 C SL 87 B FA 94 B CU 77 B FA 93 4-2 BB		3 0	0 0	1 0	0 0	1 1	1 0	0 0
18 Geovany Soto, R (1, 2) OBP: 0.432, SLG: 0.700	B CU 73 X 1-0 E4 1-3 2-H 1B		B CU 74 S CH 81 S CH 81 F FA 88 S CH 80 1-3 ② K	D CU 72 C CH 78 F FA 87 F CH 81 X FA 88 1-2 ③ G4-3			C SL 82 B CU 77 C SL 84 S CH 84 1-3 ① K	B FA 92 C FA 92 S SL 86 D SL 86 F CH 85 F CH 86 X FA 92 2-2 ③ F8		5	0	1	0	0	2	4
Craig Monroe, R (1, 8) OBP: 0.271, SLG: 0.370 Jacque Jones, L (5, PH) OBP: 0.328, SLG: 0.385 (6, 8)	B FA 87 F CH 82 C FA 88 D CU 75 S CU 73 2-3 ③ K		B FA 86 B FA 86 C FA 86 B CH 82 F FA 88 B CU 75 4-2 2 1B BB	B FA 90 C FA 92 B FA 92 F FA 91 B FA 93 F FA 93 C CH 86 3-3 ① K			F FA 89 B CU 76 F FA 92 B FA 91 X FA 92 2-2 2 1B 12 2B 1B		1 2	0 1	0 1	0 0	1 0	1 1	2 0
2 Ryan Theriot, R (1, 6) OBP: 0.333, SLG: 0.356		C FA 87 X CH 80 0-1 ① G1-3	1 SAFE B FA 87 B FA 87 X FA 87 2-0 1-2 1B	F FA 93 B FA 93 X FA 92 1-1 12 S 12 HR 1B			B FA 92 C FA 91 X FA 93 1-1 12 1-2 2B 1B			4	2	3	0	0	0	0
53 Rich Hill, L (1, 1) OBP: 0.145, SLG: 0.164 Cliff Floyd, L (5, PH) OBP: 0.361, SLG: 0.420 49 Carlos Marmol, R (6, 1) 47 Scott Eyre, L (7, 1) 33 Daryle Ward, L (7, PH) OBP: 0.435, SLG: 0.519 Bob Howry, L (8, 1) 46 Ryan Dempster, R (9, 1)		S FA 88 B FA 89 F FA 88 X FA 88 1-2 ② G5-3	B CU 73 F FA 86 B FA 87 F FA 87 F CU 74 X FA 87 2-2 ③ G1-3	1 SAFE 1 SAFE S FA 91 B CH 84 1 SAFE F CH 83 B CH 85 1 SAFE C FA 93 2-3 ② K			B FA 91 B FA 90 C FA 91 F FA 91 B CU 76 C SL 86 3-3 ② K			2 1 0 0 1 0 0	0 0 0 0 0 0 0	0 0 0 0 0 1 0	0 0 0 0 0 0 0	0 1 0 0 0 2 0	2 1 0 0 1 0 0	2 0 0 0 1 0 0
Inning Stats	R: 2 E: 1 K: 2 S: 15 H: 4 LOB: 2 BB: 0 P: 23	R: 1 E: 0 K: 0 S: 9 H: 1 LOB: 0 BB: 0 P: 10	R: 2 E: 0 K: 2 S: 18 H: 3 LOB: 2 BB: 1 P: 31	R: 0 E: 0 K: 0 S: 10 H: 1 LOB: 3 BB: 2 P: 20	R: 2 E: 0 K: 3 S: 15 H: 2 LOB: 0 BB: 0 P: 26	R: 0 E: 0 K: 0 S: 4 H: 1 LOB: 0 BB: 0 P: 6	R: 2 E: 0 K: 2 S: 13 H: 3 LOB: 1 BB: 0 P: 22	R: 0 E: 0 K: 2 S: 13 H: 0 LOB: 1 BB: 1 P: 25		1B: 10 2B: 2 3B: 0 HR: 4		SF: 0 SAC: 0 DP: 1 HBP: 0		WP: 0 PB: 0 SB: 1 CS: 0		PA: 42

PITCHER		IP	WLS	BF	H	R	ER	SO	BB	IBB	HBP	BLK	WP	HR	S	P	ERA	WHIP
57 Zach Duke, L ERA: 5.83	(1, 1)	4.0	L	24	9	5	4	4	3	0	0	0	0	3	52	84	9.00	3.000
Salomon Torres, R ERA: 5.59	(5, 1)	1.0		5	2	2	2	3	0	0	0	0	0	1	15	26	18.00	2.000
47 John Van Benschoten, R ERA: 9.73	(6, 1)	3.0		13	4	2	2	4	1	0	0	0	0	0	30	53	6.00	1.667

PITCHER	IP	WLS	BF	H	R	ER	SO	BB	IBB	HBP	BLK	WP	HR	S	P	ERA	WHIP

BOTTOM

Pittsburgh Pirates @ Chicago Cubs

Wrigley Field, Chicago, IL

Sat Sep 22 2007, 12:05 PM CDT

Att. 41,271 - Sunny - 66 F

livebaseballscorecards.com

AB	38
R	9
H	15
RBI	8
BB	4
SO	11
LOB	16

Batter	1	2	3	4	5	6	7	8	9	AB	R	H	RBI	BB	SO	LOB
3 Nyjer Morgan, L (1, 8) OBP: 0.330, SLG: 0.361	C FA 89 S FA 93 S FA 94 0-3 ① K		C F FA 94 X FA 94 0-2 19 CS 1B		F FA 95 X FA 93 0-1 ③ G3			C X 0-1 ① G3 1-2		4	0	1	0	0	1	2
19 José Bautista, R (1, 5) OBP: 0.345, SLG: 0.422	B FA 95 F FA 92 B FA 95 B FA 94 F FA 93 S FA 94 3-3 ② K		1 SAFE C FA 92 1 SAFE B FA 91 F FA 93 B CU 77 B CH 86 B FA 95 4-2 ② 1-2 BB			C C B X 1-2 ① L7		B F S B F S 2-3 ② K		3	0	0	0	1	2	1
12 Freddy Sanchez, R (1, 4) OBP: 0.343, SLG: 0.442 Matt Kata, S (8, PH) OBP: 0.252, SLG: 0.351 (8, 4)	C FA 95 B FA 94 B FA 95 F FA 94 C SL 84 2-3 ③ K		B B FA 92 F S FA 90 X FA 95 2-2 ③ F9			C F B X 1-2 ② G4-3		C F S 0-3 ③ K		3 1	0 0	0 0	0 0	0 0	1 1	1 1
25 Adam LaRoche, L (1, 3) OBP: 0.346, SLG: 0.457		C FA 94 B FA 94 S FA 90 F SL 88 S FA 94 1-3 ① K		B CH 86 F SI 89 B FA 93 X CH 84 2-1 ① F7		B C F B X 2-2 FC6-4 1B			F S B S 1-3 ① K	4	0	1	0	0	2	0
Xavier Nady, R (1, 9) OBP: 0.335, SLG: 0.484		S SL 80 B SL 81 X FA 94 1-1 26 G1-3 S 1B		B FA 92 X SL 80 1-0 ② P5		B B X 2-0 ③ FC6-4 1-2f			B S F F B F S 2-3 ② K	4	0	1	0	0	1	1
Jason Bay, R (1, 7) OBP: 0.328, SLG: 0.420 58 Romulo Sanchez, R (7, 1) 51 Steve Pearce, R (9, PH) OBP: 0.339, SLG: 0.404		C FA 94 D CH 85 B FA 93 B FA 92 C SL 81 B SL 82 4-2 26 G1-3 1-2 BB		B FA 93 C FA 92 B CH 84 C FA 91 X CU 78 2-2 ③ G6-3			C B C S 1-3 ① K		S B S S 1-3 ③ K	2 0 1	0 0 0	0 0 0	0 0 0	1 0 0	1 0 1	0 0 0
26 Ronny Paulino, R (1, 2) OBP: 0.310, SLG: 0.389		X FA 94 0-0 ② G1-3 1-2 2-3			C SL 78 C FA 90 F SL 81 B FA 93 S FA 94 1-3 ① K		C B X 1-1 ② G3			3	0	0	0	0	1	2
Cesar Izturis, S (1, 6) OBP: 0.302, SLG: 0.312		B FA 95 S FA 95 S FA 96 X FA 96 1-2 ③ G1-3			C FA 94 F FA 96 X FA 96 0-2 ② L7		B X 1-0 ③ G6-3			3	0	0	0	0	0	2
24 Tom Gorzelanny, R (1, 1) OBP: 0.109, SLG: 0.066 52 Franquelis Osoria, R (6, 1) 13 Nate McLouth, L (7, 7) OBP: 0.351, SLG: 0.461			B FA 90 C FA 90 S FA 94 S FA 94 1-3 ① K		F FA 93 B FA 89 B FA 96 B FA 95 B FA 94 4-1 BB			F B B C F B B 4-2 3 G3 BB		1 0 0	0 0 0	0 0 0	0 0 0	1 0 1	1 0 0	0 0 0
Inning Stats	R: 0 E: 0 K: 3 S: 9 H: 0 LOB: 0 BB: 0 P: 14	R: 0 E: 0 K: 1 S: 12 H: 1 LOB: 2 BB: 1 P: 19	R: 0 E: 0 K: 1 S: 11 H: 1 LOB: 1 BB: 1 P: 18	R: 0 E: 0 K: 0 S: 6 H: 0 LOB: 0 BB: 0 P: 11	R: 0 E: 0 K: 1 S: 10 H: 0 LOB: 1 BB: 1 P: 15	R: 0 E: 0 K: 0 S: 10 H: 1 LOB: 1 BB: 0 P: 16	R: 0 E: 0 K: 1 S: 6 H: 0 LOB: 0 BB: 0 P: 9	R: 0 E: 0 K: 2 S: 12 H: 0 LOB: 1 BB: 1 P: 18	R: 0 E: 0 K: 3 S: 11 H: 0 LOB: 0 BB: 0 P: 15	1B: 3 2B: 0 3B: 0 HR: 0	SF: 0 SAC: 0 DP: 0 HBP: 0					

PITCHER	IP	WLS	BF	H	R	ER	SO	BB	IBB	HBP	BLK	WP	HR	S	P	ERA	WHIP
38 Carlos Zambrano, R (1, 1) ERA: 4.08	6.0	W	23	3	0	0	6	3	0	0	0	0	0	58	93	0.00	1.000
34 Kerry Wood, R (7, 1) ERA: 3.8	2.0		7	0	0	0	3	1	0	0	0	0	0	18	27	0.00	0.500
43 Michael Wuertz, R (9, 1) ERA: 3.63	1.0		3	0	0	0	3	0	0	0	0	0	0	11	15	0.00	0.000

PITCHER	IP	WLS	BF	H	R	ER	SO	BB	IBB	HBP	BLK	WP	HR	S	P	ERA	WHIP

TOP

Pittsburgh Pirates @ Chicago Cubs

Wrigley Field, Chicago, IL

Sun Sep 23 2007, 1:20 PM CDT

Att. 41,364 - Sunny - 72 F

livebaseballscorecards.com

AB	29
R	0
H	3
RBI	0
BB	4
SO	12
LOB	10

WP: 0 PA: 33
PB: 0
SB: 1
CS: 1

BOTTOM

Pittsburgh Pirates @ Chicago Cubs

Wrigley Field, Chicago, IL

Sun Sep 23 2007, 1:20 PM CDT

Att. 41,364 - Sunny - 72 F

livebaseballscorecards.com

Batter	1	2	3	4	5	6	7	8	9	AB	R	H	RBI	BB	SO	LOB
12 Alfonso Soriano, R (1, 7) OBP: 0.334, SLG: 0.550	C CU 80 X FA 90 0-1 ① G5-3	S FA 92 S FA 92 B FA 84 B FA 92 F FA 92 F SL 83 C FA 92 2-3 ③ K			C CU 74 B SL 84 S SL 84 F FA 90 X CH 84 1-2 S 25 2B 1B	B F X 1-1 ② F8		B F B X 2-1 ① L8		5	1	1	0	0	1	3
Mark DeRosa, R (1, 4) OBP: 0.375, SLG: 0.421	C SL 82 X CU 75 0-1 2B	C CU 72 F SL 83 B FA 91 B FA 84 S FA 92 2-3 ① K			F FA 90 B FA 84 1 SAFE F FA 90 B FA 91 S FA 90 2-3 ① K 1-2	C F X 0-2 25 HR 2-H 1B		C B B B F B 4-2 16 WP 25 PB BB		4	1	2	1	1	2	1
25 Derrek Lee, R (1, 3) OBP: 0.403, SLG: 0.506	X FA 89 0-0 ② L9	B CU 76 C FA 84 B CU 75 C FA 84 B FA 92 F FA 90 B FA 91 4-2 19 2B BB			B CU 76 C CH 83 B CU 83 B FA 90 X CH 82 3-1 19 1B 18 SF7 2-H 2B	B C B X 2-1 1-H HR		B B F C X 2-2 ② G5-3 1-2		4	2	2	3	1	0	2
16 Aramis Ramirez, R (1, 5) OBP: 0.369, SLG: 0.559	B SL 82 C FA 90 F FA 91 S FA 91 1-3 ③ K	B CU 75 S FA 85 B FA 92 S FA 91 B FA 92 F SL 84 S FA 91 3-3 ② K			I I I I 4-0 19 1B IBB	X 0-0 ③ P2		C C B F S 1-3 ③ K 2-3		4	0	0	0	1	3	3
19 Matt Murton, R (1, 9) OBP: 0.356, SLG: 0.431 57 Sam Fuld, L (8, 9)	B FA 88 B FA 88 X FA 90 2-0 18 1B 1B 2B	1 SAFE C SL 83 B FA 92 B CU 75 S FA 84 F FA 85 F FA 93 B FA 92 X FA 84 3-2 ③ 1-H 2B			X CH 83 0-0 1-2 2-3 1B		B S B C S 2-3 ① K			4 0	1 0	3 0	0 0	0 0	1 0	0 0
18 Geovany Soto, R (1, 2) OBP: 0.438, SLG: 0.698	B CH 82 F CH 82 C SL 82 B FA 92 X FA 92 2-2 38 FC1-5 1B 2-3 1B		C CU 76 B FA 91 S CH 82 B FA 84 B FA 85 S CH 83 3-3 ① K	X 0-0 ② SF7 3-H		C X 0-1 HR 1B				3	1	2	1	0	1	0
Craig Monroe, R (1, 8) OBP: 0.269, SLG: 0.367 20 Felix Pie, L (6, 8) OBP: 0.269, SLG: 0.333	B CU 77 S FA 84 C FA 84 F FA 92 X FA 84 1-2 ① F9		F FA 89 C CU 75 B FA 91 S FA 92 1-3 ② K	X FA 91 0-0 ③ P3		X 0-0 ② P6				3 1	0 0	0 0	0 0	0 0	1 0	4 1
Ronny Cedeno, R (1, 6) OBP: 0.232, SLG: 0.369	B FA 85 C CU 82 X FA 93 1-1 38 FC1-5 1-2 3-H 1B		C FA 90 B SL 82 C SL 81 B SL 82 X FA 84 2-2 1B			B X 1-0 ① F9	B X 1-0 1-H HR			4	1	3	3	0	0	0
38 Carlos Zambrano, S (1, 1) OBP: 0.256, SLG: 0.359 34 Kerry Wood, R (7, 1) 43 Michael Wuertz, R (9, 1)	X FA 91 0-0 ② FC1-5 1-2 2-3f		B FA 92 F FA 90 F FA 84 B FA 93 X CU 77 2-2 ③ F8			B F X 1-1 1B 2B	S B F C 1-3 ③ K			3 1 0	1 0 0	1 0 0	0 0 0	0 0 0	0 1 0	3 0 0
Inning Stats	R: 0 H: 1 E: 0 LOB: 1 K: 1 BB: 0 S: 8 P: 9	R: 1 H: 3 E: 0 LOB: 2 K: 1 BB: 0 S: 16 P: 24	R: 0 H: 1 E: 0 LOB: 2 K: 2 BB: 1 S: 15 P: 27	R: 0 H: 1 E: 0 LOB: 1 K: 2 BB: 0 S: 12 P: 20	R: 2 H: 3 E: 0 LOB: 2 K: 1 BB: 1 S: 12 P: 22	R: 3 H: 3 E: 0 LOB: 0 K: 0 BB: 0 S: 11 P: 16	R: 2 H: 2 E: 0 LOB: 0 K: 2 BB: 0 S: 10 P: 14	R: 0 H: 0 E: 0 LOB: 1 K: 1 BB: 1 S: 11 P: 20		1B: 7 SF: 1 2B: 5 SAC: 0 3B: 0 DP: 0 HR: 2 HBP: 0					WP: 1 PA: 40 PB: 1 SB: 1 CS: 0	

	AB	36
	R	8
	H	14
	RBI	8
	BB	3
	SO	10
	LOB	17

PITCHER		IP	WLS	BF	H	R	ER	SO	BB	IBB	HBP	BLK	WP	HR	S	P	ERA	WHIP
24 Tom Gorzelanny, L ERA: 3.73	(1, 1)	5.2	L	30	12	6	6	7	1	1	0	0	0	1	73	117	9.53	2.294
52 Franquelis Osoria, R ERA: 4.39	(6, 1)	0.1		1	0	0	0	0	0	0	0	0	0	0	1	1	0.00	0.000
58 Romulo Sanchez, R ERA: 2.45	(7, 1)	2.0		9	2	2	2	3	1	0	0	0	1	1	21	34	9.00	1.500

PITCHER	IP	WLS	BF	H	R	ER	SO	BB	IBB	HBP	BLK	WP	HR	S	P	ERA	WHIP

Chicago Cubs @ Florida Marlins

Dolphin Stadium, Miami, FL

Tue Sep 25 2007, 7:05 PM EDT

Att. 16,044 - Cloudy - 77 F

livebaseballscorecards.com

TOP

Batter	1	2	3	4	5	6	7	8	9	AB	R	H	RBI	BB	SO	LOB
12 Alfonso Soriano, R (1, 7) OBP: 0.332, SLG: 0.546	B B X 2-0 F9 ①	S S B S 1-3 K ③	C S B B T 2-2 K ③	B B S F F S 2-3 K ③						4	0	0	0	0	3	1
Mark DeRosa, R (1, 4) OBP: 0.374, SLG: 0.419	B X 1-0 F9 ②	B C S B B B 4-2 25 G5-4-3 BB	C X 0-1 L9 ①	B C S F C 1-3 K ①						3	0	0	0	1	1	0
25 Derrek Lee, R (1, 3) OBP: 0.402, SLG: 0.505	C B B F B C 3-3 K ③	B C B F F F F B F 3-2 X G5-4-3 ① ② 1-2f	B B X 2-0 F8 ②	C B B F X 2-2 1B						4	0	1	0	0	1	1
16 Aramis Ramirez, R (1, 5) OBP: 0.366, SLG: 0.554	B F C B B F F F F 3-2 X F7 ①	B X 1-0 G6-3 ③	B C F X 1-2 E4	B C B B C X 3-2 F8 ②						4	0	0	0	0	0	1
19 Matt Murton, R (1, 9) OBP: 0.356, SLG: 0.427	B B F F F X 2-2 L9 ②	B B B 4-0 18 G4-6-3 BB	X 0-0 L9 ③	B B F C X 2-2 F8 ③						2	0	0	0	1	0	1
Cliff Floyd, L (9, PH) OBP: 0.360, SLG: 0.419										1	0	0	0	0	0	1
18 Geovany Soto, R (1, 2) OBP: 0.431, SLG: 0.667	B S B X 2-1 G1-3 ③	C X 0-1 G4-6-3 ① ② 1-2f	B B B C B 4-1 HR BB							2	1	0	0	1	0	1
Craig Monroe, R (1, 8) OBP: 0.269, SLG: 0.375	C F B C 1-3 K ①	X 0-0 G5-3 ③	C X 0-1 1-H HR							3	1	1	2	0	1	0
2 Ryan Theriot, R (1, 6) OBP: 0.333, SLG: 0.356	C B C B X 2-2 1B	C X 0-1 L8 ①	B C X 1-1 F8 ①							3	0	1	0	0	0	0
30 Ted Lilly, L (1, 1) OBP: 0.149, SLG: 0.151	L L L 0-3 K ②	C F S 0-3 K ②	B C F F F B F X 2-2 G5-3 ②							1	0	0	0	0	1	1
Ronny Cedeno, R (6, PH) OBP: 0.229, SLG: 0.364										1	0	0	0	0	1	0
43 Michael Wuertz, R (6, 1)										0	0	0	0	0	0	0
Jason Kendall, R (8, PH) OBP: 0.304, SLG: 0.314										1	0	0	0	0	0	0
22 Kevin Hart, R (8, 1)										0	0	0	0	0	0	0
Inning Stats	R: 0 E: 0 K: 1 S: 5 H: 0 LOB: 0 BB: 0 P: 11	R: 0 E: 0 K: 0 S: 12 H: 0 LOB: 0 BB: 0 P: 19	R: 0 E: 0 K: 3 S: 12 H: 1 LOB: 1 BB: 0 P: 16	R: 0 E: 0 K: 0 S: 10 H: 0 LOB: 0 BB: 1 P: 18	R: 0 E: 0 K: 0 S: 3 H: 0 LOB: 0 BB: 1 P: 7	R: 0 E: 0 K: 2 S: 8 H: 0 LOB: 0 BB: 0 P: 10	R: 0 E: 1 K: 0 S: 7 H: 0 LOB: 1 BB: 0 P: 10	R: 2 E: 0 K: 1 S: 14 H: 1 LOB: 0 BB: 1 P: 23	R: 0 E: 0 K: 1 S: 13 H: 1 LOB: 1 BB: 0 P: 21	1B: 2 2B: 0 3B: 0 HR: 1	SF: 0 SAC: 0 DP: 2 HBP: 0						

	AB	29
	R	2
	H	3
	RBI	2
	BB	3
	SO	8
	LOB	7

WP: 0 PB: 0 SB: 0 CS: 0 PA: 32

PITCHER		IP	WLS	BF	H	R	ER	SO	BB	IBB	HBP	BLK	WP	HR	S	P	ERA	WHIP
Dontrelle Willis, L ERA: 5.2	(1, 1)	8.0	W	28	2	2	2	7	3	0	0	0	0	1	71	114	2.25	0.625
48 Lee Gardner, R ERA: 2.02	(9, 1)	0.2	H	3	1	0	0	1	0	0	0	0	0	0	10	16	0.00	1.500
57 Taylor Tankersley, L ERA: 4.08	(9, 1)	0.1	S	1	0	0	0	0	0	0	0	0	0	0	3	5	0.00	0.000

PITCHER	IP	WLS	BF	H	R	ER	SO	BB	IBB	HBP	BLK	WP	HR	S	P	ERA	WHIP

Batter	1	2	3	4	5	6	7	8	9	AB	R	H	RBI	BB	SO	LOB
2 Hanley Ramirez, R (1, 6) OBP: 0.388, SLG: 0.561	L7	6 SF9; 27 2B; 1-2 2-3 3-H; 1B		G1-3			F8			4	1	1	1	0	0	0
6 Dan Uggla, R (1, 4) OBP: 0.323, SLG: 0.485	F8	SF9; 1-2 2-3 3-H		F8			G6-3			3	0	0	1	0	0	0
27 Jeremy Hermida, L (1, 9) OBP: 0.366, SLG: 0.494	2B	2-H 3-H; 2B			1B		K			4	0	3	2	0	1	0
Miguel Cabrera, R (1, 5) OBP: 0.399, SLG: 0.565	IBB	F8			K			G4-3		3	0	0	0	1	1	2
Mike Jacobs, L (1, 3) OBP: 0.327, SLG: 0.474 48 Lee Gardner, R (9, 1) 57 Taylor Tankersley, L (9, 1)	K		F7		F8			F9		4 0 0	0 0 0	0 0 0	0 0 0	0 0 0	1 0 0	3 0 0
Miguel Olivo, R (1, 2) OBP: 0.261, SLG: 0.406		K	2B		K			2B		4	0	2	0	0	2	1
Todd Linden, S (1, 7) OBP: 0.316, SLG: 0.305		25 1B; 2 1B; 1B	K			K				4	1	1	0	0	3	2
25 Brett Carroll, R (1, 8) OBP: 0.267, SLG: 0.238		SAFE; 2 1B; 1B; 6 SF9; 1-2; 1B	F9			K				3	1	1	0	0	1	1
Dontrelle Willis, L (1, 1) OBP: 0.328, SLG: 0.468 Jason Wood, R (9, 3) OBP: 0.298, SLG: 0.384		6 SF9; 27 2B; 2 1B; 1-2 2-3; 1B		G6-3			G4-3			3 0	1 0	1 0	0 0	0 0	0 0	0 0
Inning Stats	R: 0 E: 0 K: 1 S: 14 H: 1 LOB: 2 BB: 1 P: 21	R: 4 E: 0 K: 1 S: 18 H: 5 LOB: 1 BB: 0 P: 24	R: 0 E: 0 K: 1 S: 8 H: 1 LOB: 1 BB: 0 P: 11	R: 0 E: 0 K: 0 S: 11 H: 0 LOB: 0 BB: 0 P: 15	R: 0 E: 0 K: 2 S: 12 H: 1 LOB: 1 BB: 0 P: 14	R: 0 E: 0 K: 2 S: 9 H: 0 LOB: 0 BB: 0 P: 11	R: 0 E: 0 K: 1 S: 9 H: 0 LOB: 0 BB: 0 P: 11	R: 0 E: 0 K: 1 S: 9 H: 1 LOB: 1 BB: 0 P: 12		1B: 5 2B: 4 3B: 0 HR: 0 SF: 1 SAC: 0 DP: 0 HBP: 0						

PITCHER		IP	WLS	BF	H	R	ER	SO	BB	IBB	HBP	BLK	WP	HR	S	P	ERA	WHIP
30 Ted Lilly, L ERA: 3.86	(1, 1)	5.0	L	24	8	4	4	5	0	1	0	0	0	0	63	85	7.20	1.600
43 Michael Wuertz, R ERA: 3.53	(6, 1)	2.0		6	0	0	0	3	0	0	0	0	0	0	18	22	0.00	0.000
22 Kevin Hart, R ERA: 0.84	(8, 1)	1.0		4	1	0	0	1	0	0	0	0	0	0	9	12	0.00	1.000

PITCHER	IP	WLS	BF	H	R	ER	SO	BB	IBB	HBP	BLK	WP	HR	S	P	ERA	WHIP

BOTTOM

Chicago Cubs @ Florida Marlins
Dolphin Stadium, Miami, FL
Tue Sep 25 2007, 7:05 PM EDT
Att. 16,044 - Cloudy - 77 F

livebaseballscorecards.com

AB	32
R	4
H	9
RBI	4
BB	1
SO	9
LOB	9

PA: 34
WP: 0
PB: 0
SB: 0
CS: 0

Batter	1	2	3	4	5	6	7	8	9	AB	R	H	RBI	BB	SO	LOB
12 Alfonso Soriano, R (1, 7) OBP: 0.331, SLG: 0.543	F9		2 L4-3 1B	K			K		P4	5	0	1	0	0	2	2
2 Ryan Theriot, R (1, 6) OBP: 0.330, SLG: 0.352	K		L4-3 1-1		G5-3		L9		L7	5	0	0	0	0	1	2
25 Derrek Lee, R (1, 3) OBP: 0.402, SLG: 0.509	G1-3		HR		1B HBP		G6-3			3	1	1	1	0	0	0
Cliff Floyd, L (1, 9) OBP: 0.368, SLG: 0.427		16 FC1-4-6 BB	16 FC6-4 BB		1-3 1B			2B		2	0	2	0	2	0	0
16 Aramis Ramirez, R (1, 5) OBP: 0.364, SLG: 0.549		FC1-4-6 2B 1-2f 1B	FC6-4 1-2f		K			L9		4	1	0	0	0	1	5
Mark DeRosa, R (1, 4) OBP: 0.375, SLG: 0.426		1-3 1B 2B		SF7 3B	F7			K		4	2	2	0	0	1	3
Jacque Jones, L (1, 8) OBP: 0.328, SLG: 0.386 19 Matt Murton, R (8, PH) OBP: 0.354, SLG: 0.425 20 Felix Pie, L (8, 8) OBP: 0.269, SLG: 0.333		2-H 3-H 1B	SF7 3-H		K			F8		2 1 0	0 0 0	1 0 0	3 0 0	0 0 0	1 0 0	0 1 0
Jason Kendall, R (1, 2) OBP: 0.301, SLG: 0.312		F7	L7		P4				G6-3	4	0	0	0	0	0	1
Jason Marquis, L (1, 1) OBP: 0.151, SLG: 0.222 57 Sam Fuld, L (6, PH) 49 Carlos Marmol, R (6, 1) 47 Scott Eyre, L (7, 1) Bob Howry, L (8, 1) 33 Daryle Ward, L (9, PH) OBP: 0.439, SLG: 0.532		L7	1B		K				2B	2 1 0 0 0 1	0 0 0 0 0 0	1 0 0 0 0 1	0 0 0 0 0 0	0 1 0 0 0 0	0 0 0 0 0 0	1 0 0 0 0 0
Inning Stats	R: 0 E: 0 K: 1 S: 7 H: 0 LOB: 0 BB: 0 P: 10	R: 2 E: 0 K: 0 S: 17 H: 2 LOB: 1 BB: 1 P: 27	R: 1 E: 0 K: 0 S: 13 H: 2 LOB: 1 BB: 1 P: 22	R: 1 E: 0 K: 1 S: 12 H: 2 LOB: 1 BB: 0 P: 17	R: 0 E: 0 K: 1 S: 8 H: 1 LOB: 2 BB: 0 P: 16	R: 0 E: 0 K: 2 S: 10 H: 0 LOB: 0 BB: 0 P: 11	R: 0 E: 0 K: 1 S: 10 H: 0 LOB: 0 BB: 0 P: 14	R: 0 E: 0 K: 1 S: 10 H: 1 LOB: 1 BB: 0 P: 17	R: 0 E: 0 K: 0 S: 13 H: 1 LOB: 1 BB: 0 P: 17	1B: 4 2B: 4 3B: 1 HR: 1 SF: 1 SAC: 0 DP: 1 HBP: 1						

PITCHER		IP	WLS	BF	H	R	ER	SO	BB	IBB	HBP	BLK	WP	HR	S	P	ERA	WHIP
38 Daniel Barone, R ERA: 5.71	(1, 1)	3.2		18	6	4	4	1	2	0	0	0	0	1	46	70	9.82	2.182
29 Ross Wolf, R ERA: 10.03	(4, 1)	0.1		1	0	0	0	1	0	0	0	0	0	0	3	6	0.00	0.000
19 Logan Kensing, R ERA: 1.5	(5, 1)	2.0	W	8	1	0	0	3	0	0	1	0	0	0	18	27	0.00	0.500
22 Matt Lindstrom, R ERA: 3.22	(7, 1)	1.0	H	3	0	0	0	1	0	0	0	0	0	0	10	14	0.00	0.000
57 Taylor Tankersley, L ERA: 4.08	(8, 1)	0.0		1	1	0	0	0	0	0	0	0	0	0	1	1	∞	∞

PITCHER		IP	WLS	BF	H	R	ER	SO	BB	IBB	HBP	BLK	WP	HR	S	P	ERA	WHIP
32 Justin Miller, R ERA: 3.77	(8, 1)	0.2	H	2	0	0	0	1	0	0	0	0	0	0	8	14	0.00	0.000
37 Renyel Pinto, L ERA: 3.81	(8, 1)	0.1	H	1	0	0	0	0	0	0	0	0	0	0	1	2	0.00	0.000
48 Lee Gardner, R ERA: 1.99	(9, 1)	1.0	S	4	1	0	0	0	0	0	0	0	0	0	13	17	0.00	1.000

TOP

Chicago Cubs @ Florida Marlins

Dolphin Stadium, Miami, FL

Wed Sep 26 2007, 7:05 PM EDT

Att. 19,051 - Cloudy - 74 F

livebaseballscorecards.com

AB	34
R	4
H	9
RBI	4
BB	2
SO	7
LOB	15

WP	0
PB	0
SB	0
CS	0
PA	38

Chicago Cubs @ Florida Marlins

Dolphin Stadium, Miami, FL

Wed Sep 26 2007, 7:05 PM EDT

Att. 19,051 - Cloudy - 74 F

BOTTOM

Batter	1	2	3	4	5	6	7	8	9	AB	R	H	RBI	BB	SO	LOB
2 Hanley Ramirez, R (1, 6) OBP: 0.387, SLG: 0.558	C X 0-1 27 L8 6 S 1B 1B	F X 0-1 FC4 6 BB 27 1B 1-3 2-H		D X 1-0 ① P4		B B X 2-0 ③ P3		F C S 0-3 ③ K		5	2	1	0	0	1	3
6 Dan Uggla, R (1, 4) OBP: 0.324, SLG: 0.484	B F S T B B B 4-2 1B 1-2 BB	B 1 SAFE 1 SAFE B F B B 4-1 27 1B 1-2 BB		B F X 1-1 ② FC5-4 1-2f			B S S B F B X 3-2 ① F9			2	0	0	0	2	0	1
27 Jeremy Hermida, L (1, 9) OBP: 0.367, SLG: 0.496	X 0-0 ① L8 2-3	F X 0-1 ② 1-3 2-H 3-H 1B		S B B X 2-1 ③ G3			B B C C T X 2-2 HR 2B			4	1	2	2	0	0	3
Miguel Cabrera, R (1, 5) OBP: 0.400, SLG: 0.569	F B X 1-1 1-2 3-H 1B	B S S S 1-3 ③ K			S F S 0-3 ① K		C X 0-1 2-H HR			4	1	2	3	0	2	1
Mike Jacobs, L (1, 3) OBP: 0.324, SLG: 0.470 57 Taylor Tankersley, L (8, 1) 32 Justin Miller, R (8, 1) 37 Renyel Pinto, L (8, 1) 48 Lee Gardner, R (9, 1)	D B F C B X 3-2 ② F7	X 0-0 ① G4-3			X 0-0 ② F9		B B C T B X 3-2 ② G3-1			4 0 0 0 0	0 0 0 0 0	0 0 0 0 0	0 0 0 0 0	0 0 0 0 0	0 0 0 0 0	2 0 0 0 0
Todd Linden, S (1, 7) OBP: 0.320, SLG: 0.320	B F B F C 2-3 ③ K	X 0-0 2B			B X 1-0 20 1B 2B		X 0-0 ③ G5-3			4	1	2	0	0	1	2
20 Matt Treanor, R (1, 2) OBP: 0.360, SLG: 0.387		C S X 0-2 2 FC4 7 1B 2 E 1B	B X 2-0 ② G5-3		C B B F X 2-2 ③ 2-H 1B			B S F S 1-3 ① K		4	1	2	1	0	1	1
7 Alejandro De Aza, L (1, 8) OBP: 0.248, SLG: 0.288		F X 0-1 2 E 27 1B 1-2 1B	F B B X 2-1 ③ G4-3			B S X 1-1 ① G1-3		B B B B 4-0 G5-3 BB		3	1	1	0	1	0	1
38 Daniel Barone, R (1, 1) OBP: 0.111, SLG: 0.111 29 Ross Wolf, R (4, 1) 11 Robert Andino, R (4, PH) OBP: 0.455, SLG: 0.545 19 Logan Kensing, R (5, 1) 25 Brett Carroll, R (6, PH) OBP: 0.261, SLG: 0.233 22 Matt Lindstrom, R (7, 1) Jason Wood, R (8, 3) OBP: 0.295, SLG: 0.381		B M M M 1-3 ① K		B X 1-0 6 FC5-4 1B		S B S B S 2-3 ② K		1 SAFE C 1 SAFE 1 SAFE P B F X 2-2 1-2 G5-3		1 0 1 0 1 0 1	0 0 0 0 0 0 0	0 0 1 0 0 1 0	0 0 0 0 0 0 0	0 0 0 0 0 1 0	1 0 0 0 0 0 0	2 0 0 0 0 0 1
Inning Stats	R: 1 E: 0 K: 1 S: 14 H: 2 LOB: 2 BB: 1 P: 24	R: 3 E: 1 K: 2 S: 16 H: 3 LOB: 1 BB: 1 P: 22	R: 0 E: 0 K: 0 S: 5 H: 1 LOB: 1 BB: 0 P: 9	R: 0 E: 0 K: 0 S: 6 H: 1 LOB: 1 BB: 0 P: 11	R: 1 E: 0 K: 1 S: 8 H: 2 LOB: 1 BB: 0 P: 11	R: 0 E: 0 K: 1 S: 6 H: 0 LOB: 0 BB: 0 P: 11	R: 2 E: 0 K: 0 S: 14 H: 2 LOB: 0 BB: 0 P: 22	R: 0 E: 0 K: 2 S: 10 H: 0 LOB: 1 BB: 1 P: 16		1B: 7 2B: 3 3B: 0 HR: 1	SF: 0 SAC: 0 DP: 0 HBP: 0		WP: 0 PB: 0 SB: 1 CS: 0	PA: 37		

livebaseballscorecards.com

	AB	R	H	RBI	BB	SO	LOB
	34	7	11	6	3	7	17

PITCHER		IP	WLS	BF	H	R	ER	SO	BB	IBB	HBP	BLK	WP	HR	S	P	ERA	WHIP
Jason Marquis, R ERA: 4.43	(1, 1)	5.0	L	25	9	5	4	4	2	0	0	0	0	0	49	77	7.20	2.200
49 Carlos Marmol, R ERA: 1.45	(6, 1)	1.2		7	2	2	2	1	0	0	0	0	0	1	19	32	10.80	1.200
47 Scott Eyre, L ERA: 4.21	(7, 1)	0.1		1	0	0	0	0	0	0	0	0	0	0	1	1	0.00	0.000
Bob Howry, R ERA: 3.4	(8, 1)	1.0		4	0	0	0	2	1	0	0	0	0	0	10	16	0.00	1.000

PITCHER	IP	WLS	BF	H	R	ER	SO	BB	IBB	HBP	BLK	WP	HR	S	P	ERA	WHIP

Chicago Cubs @ Florida Marlins

Dolphin Stadium, Miami, FL

Thu Sep 27 2007, 4:05 PM EDT

Att. 24,809 - Partly Cloudy - 88 F

TOP

livebaseballscorecards.com

Batter	1	2	3	4	5	6	7	8	9	AB	R	H	RBI	BB	SO	LOB
12 Alfonso Soriano, R (1, 7) OBP: 0.333, SLG: 0.545	G4-3	BB			K	1-3, 2-H, 2B		2, G1-6-3, 1B		4	0	2	1	1	1	0
2 Ryan Theriot, R (1, 6) OBP: 0.329, SLG: 0.350	25, 2B, 16, 1B, BB	L7			G4-3	G4-3		G1-6-3, 1-2f		4	1	0	0	1	0	5
25 Derrek Lee, R (1, 3) OBP: 0.401, SLG: 0.508	SAFE, 16, 1B, 1-3, 2B		G5-3		K		K	F8		5	0	1	0	0	2	0
16 Aramis Ramirez, R (1, 5) OBP: 0.368, SLG: 0.554	2-3, 3-H, 1B	1B				FC5, 18, 1B, E, 1B	BB, 2B	G5-3		5	1	4	1	0	0	0
Mark DeRosa, R (1, 4) OBP: 0.372, SLG: 0.421	F7		K			F7	K	F9		5	0	0	0	0	2	5
18 Geovany Soto, R (1, 2) OBP: 0.426, SLG: 0.646 Cliff Floyd, L (7, PH) OBP: 0.370, SLG: 0.427 (7, 9)	K		L7			E, 1-2, 1B, 1B	BB			3 0	1 0	1 0	0 0	0 1	1 0	3 0
Craig Monroe, R (1, 9) OBP: 0.269, SLG: 0.372 24 Henry Blanco, R (7, 2) OBP: 0.200, SLG: 0.234		P5		F8		FC5, 1-3, 2-H, 12, 2B, 1B	BB, 1-2, 2-3			3 0	1 0	0 0	0 0	1 0	0 0	1 0
Jacque Jones, L (1, 8) OBP: 0.329, SLG: 0.389		2B		G6-3		1-2, 3-H, 12, 2B, 1B	K			4	0	2	1	0	1	3
52 Steve Trachsel, R (1, 1) OBP: 0.083, SLG: 0.083 13 Will Ohman, L (5, 1) 22 Kevin Hart, R (5, 1) 19 Matt Murton, R (6, PH) OBP: 0.353, SLG: 0.424 47 Scott Eyre, L (6, 1) 34 Kerry Wood, R (6, 1) 17 Mike Fontenot, L (8, PH) OBP: 0.341, SLG: 0.413 46 Ryan Dempster, R (8, 1)		G6-3		L9		K	K			2 0 0 1 0 0 0 1 0	0 0 0 0 0 0 0 0 0	0 0 0 0 0 0 0 0 0	0 0 0 0 0 0 0 0 0	0 0 0 0 0 0 0 1 0	0 0 0 1 0 0 0 0 0	1 0 0 2 0 0 0 0 0
Inning Stats	R: 1 E: 0 K: 1 S: 14 H: 2 LOB: 2 BB: 1 P: 22	R: 0 E: 0 K: 0 S: 17 H: 1 LOB: 2 BB: 1 P: 29	R: 0 E: 0 K: 1 S: 9 H: 1 LOB: 1 BB: 0 P: 16	R: 0 E: 0 K: 0 S: 8 H: 0 LOB: 0 BB: 0 P: 8	R: 0 E: 0 K: 2 S: 10 H: 0 LOB: 0 BB: 0 P: 15	R: 3 E: 1 K: 1 S: 16 H: 4 LOB: 2 BB: 0 P: 20	R: 0 E: 0 K: 3 S: 15 H: 1 LOB: 3 BB: 2 P: 31	R: 0 E: 0 K: 1 S: 5 H: 1 LOB: 0 BB: 0 P: 8	R: 0 E: 0 K: 0 S: 5 H: 0 LOB: 0 BB: 0 P: 8	1B: 6 2B: 4 3B: 0 HR: 0	SF: 0 SAC: 0 DP: 1 HBP: 0					

AB	37
R	4
H	10
RBI	3
BB	4
SO	9
LOB	20

WP: 0 PB: 0 SB: 0 CS: 0 PA: 41

PITCHER		IP	WLS	BF	H	R	ER	SO	BB	IBB	HBP	BLK	WP	HR	S	P	ERA	WHIP
Scott Olsen, L ERA: 5.81	(1, 1)	5.1	W	26	7	4	2	4	2	0	0	0	0	0	66	101	3.38	1.688
22 Matt Lindstrom, R ERA: 3.18	(6, 1)	0.2	H	3	1	0	0	1	0	0	0	0	0	0	8	9	0.00	1.500
32 Justin Miller, R ERA: 3.73	(7, 1)	0.2	H	3	1	0	0	2	0	0	0	0	0	0	10	17	0.00	1.500
37 Renyel Pinto, L ERA: 3.79	(7, 1)	0.1	H	3	0	0	0	1	2	0	0	0	0	0	5	14	0.00	6.000
48 Lee Gardner, R ERA: 1.96	(8, 1)	1.0	H	3	1	0	0	1	0	0	0	0	0	0	5	8	0.00	1.000

PITCHER		IP	WLS	BF	H	R	ER	SO	BB	IBB	HBP	BLK	WP	HR	S	P	ERA	WHIP
Kevin Gregg, R ERA: 3.62	(9, 1)	1.0	S	3	0	0	0	0	0	0	0	0	0	0	5	8	0.00	0.000

Chicago Cubs @ Florida Marlins

Dolphin Stadium, Miami, FL

Thu Sep 27 2007, 4:05 PM EDT

Att. 24,809 - Partly Cloudy - 88 F

BOTTOM

Batter	1	2	3	4	5	6	7	8	9	AB	R	H	RBI	BB	SO	LOB
2 Hanley Ramirez, R (1, 6) OBP: 0.387, SLG: 0.564	1-2 27 1B SF9 2B	2-2 SF9 3-H			0-1 HR	1-1 G5-3 2-3f		0-0 G6-3		4	2	2	2	0	0	5
6 Dan Uggla, R (1, 4) OBP: 0.323, SLG: 0.482	3-2 P6	2-0 G5-3			4-0 2B BB		0-0 F7			3	1	0	0	1	0	1
27 Jeremy Hermida, L (1, 9) OBP: 0.368, SLG: 0.496	3-2 SF9 2-3 1B		1-3 K		0-1 F9		2-2 BB 1B			4	0	2	0	0	1	1
Miguel Cabrera, R (1, 5) OBP: 0.402, SLG: 0.571	4-0 IBB		3-2 L8		0-1 1-H 2B		4-2 G6-4-3 1-2 BB			2	0	1	1	2	0	0
Mike Jacobs, L (1, 3) OBP: 0.321, SLG: 0.466	2-2 SF9 2-3 3-H		1-3 K		1-3 K		0-2 G6-4-3 1-2f			3	0	0	1	0	2	3
Todd Linden, S (1, 7) OBP: 0.323, SLG: 0.320 Reggie Abercrombie, R (8, PR) OBP: 0.241, SLG: 0.320 Kevin Gregg, R (9, 1)	1-3 K			0-0 B1-3		3-2 7 1B BB 1B		4-1 7 S 12 2B BB		3 0 0	0 1 0	1 0 0	0 0 0	1 0 0	1 0 0	2 0 0
Miguel Olivo, R (1, 2) OBP: 0.263, SLG: 0.406		0-1 7 2B 1B		2-1 L8		4-2 SAFE 2 G5-3 7 1B 1-2 BB		0-1 P3		3	1	1	0	1	0	1
7 Alejandro De Aza, L (1, 8) OBP: 0.255, SLG: 0.301		2-0 SH5-4 1-H 2 SF9 2B		0-1 G4-3		0-2 1-2 2-3 1B		1-3 K 1-2		4	1	2	1	0	1	1
Scott Olsen, L (1, 1) 22 Matt Lindstrom, R (8, 1) Jason Wood, R (8, PH) 32 Justin Miller, R (7, 1) 37 Renyel Pinto, L (7, 1) 48 Lee Gardner, R (8, 1) 12 Cody Ross, R (8, PH) 25 Brett Carroll, R (8, PH) (8, 1)		0-1 SH5-4 2-3			1-3 K	0-3 K		3-1 2-H 2B		1 0 1 0 0 0 0 1 0	0 0 0 0 0 0 0 0 0	0 0 0 0 0 0 0 1 0	0 0 0 0 0 0 0 1 0	0 0 0 0 0 0 0 0 0	1 0 1 0 0 0 0 0 0	0 0 3 0 0 0 0 0 0
Inning Stats	R: 1 H: 2 E: 0 LOB: 2 K: 1 BB: 1 S: 16 P: 30	R: 2 H: 2 E: 0 LOB: 0 K: 0 BB: 0 S: 9 P: 15	R: 0 H: 0 E: 0 LOB: 0 K: 2 BB: 0 S: 10 P: 15	R: 0 H: 0 E: 0 LOB: 0 K: 0 BB: 0 S: 5 P: 7	R: 2 H: 2 E: 0 LOB: 1 K: 2 BB: 1 S: 12 P: 18	R: 0 H: 2 E: 0 LOB: 2 K: 1 BB: 1 S: 13 P: 21	R: 0 H: 1 E: 0 LOB: 1 K: 0 BB: 1 S: 9 P: 15	R: 1 H: 1 E: 0 LOB: 2 K: 1 BB: 1 S: 9 P: 17		1B: 5 SF: 2 2B: 4 SAC: 1 3B: 0 DP: 2 HR: 1 HBP: 0						

livebaseballscorecards.com

AB	29
R	6
H	10
RBI	6
BB	5
SO	7
LOB	17

WP: 0 PA: 37
PB: 0
SB: 1
CS: 0

PITCHER		IP	WLS	BF	H	R	ER	SO	BB	IBB	HBP	BLK	WP	HR	S	P	ERA	WHIP
52 Steve Trachsel, R ERA: 4.9	(1, 1)	4.1	L	20	5	5	5	4	1	1	0	0	0	1	45	77	10.38	1.385
13 Will Ohman, L ERA: 5.0	(5, 1)	0.1		1	0	0	0	0	0	0	0	0	0	0	2	2	0.00	0.000
22 Kevin Hart, R ERA: 0.82	(5, 1)	0.1		2	1	0	0	1	0	0	0	0	0	0	5	6	0.00	3.000
47 Scott Eyre, L ERA: 4.21	(6, 1)	0.0		3	2	0	0	0	1	0	0	0	0	0	8	15	∞	∞
34 Kerry Wood, R ERA: 3.47	(6, 1)	2.0		6	1	0	0	1	1	0	0	0	0	0	14	21	0.00	1.000

PITCHER		IP	WLS	BF	H	R	ER	SO	BB	IBB	HBP	BLK	WP	HR	S	P	ERA	WHIP
46 Ryan Dempster, R ERA: 4.31	(8, 1)	1.0		5	1	1	1	1	1	0	0	0	0	0	9	17	9.00	2.000

Chicago Cubs @ Cincinnati Reds

Great American Ball Park, Cincinnati, OH

Fri Sep 28 2007, 7:10 PM EDT

Att. 32,193 - Clear - 76 F

TOP

Batter	1	2	3	4	5	6	7	8	9	AB	R	H	RBI	BB	SO	LOB
12 Alfonso Soriano, R (1, 7) OBP: 0.334, SLG: 0.550	0-2 HR	1-2 L9 ③			1-1 2B, 25 HR		3-3 K ②		1-3 K ②	5	2	2	1	0	2	1
Jason Kendall, R (1, 2) OBP: 0.298, SLG: 0.308	0-3 K ①		2-2 G5-3 ①		2-2 F7 ②		1-3 K ③		2-2 F8 ③	5	0	0	0	0	2	1
25 Derrek Lee, R (1, 3) OBP: 0.400, SLG: 0.512	0-0 L8 ②		2-1 F9 ②		0-0 HR, 2-H			1-3 K ①		4	1	1	2	0	1	0
Cliff Floyd, L (1, 9) OBP: 0.372, SLG: 0.423 / 20 Felix Pie, L (8, 8) OBP: 0.269, SLG: 0.333	3-2 HBP		4-1 BB, 16 FC6-4		3-2 G6-3 ③			3-2 L8 ②		2 / 0	0 / 0	0 / 0	0 / 0	1 / 0	0 / 0	0 / 0
16 Aramis Ramirez, R (1, 5) OBP: 0.367, SLG: 0.552	2-2 G6-3 ③		1-2 FC6-4 ③, 1-2f			0-1 F9 ①		0-1 1B, 2B, 1B		4	1	1	0	0	0	2
Mark DeRosa, R (1, 4) OBP: 0.373, SLG: 0.422		2-2 1B, 2 PB, 1B, 2 SF8		0-0 F8 ①		1-1 P3 ②		0-0 1B, 1-2, 2B		4	2	2	0	0	0	0
Jacque Jones, L (1, 8) (8, 9) OBP: 0.333, SLG: 0.395		1-0 1B, 2 E, 2 PB, 1-2		1-1 G4-3 ②		2-2 1B		1-0 2B, 1-H, 2-H, 2 1B		4	0	3	2	0	0	0
2 Ryan Theriot, R (1, 6) OBP: 0.329, SLG: 0.350		3-2 SF8 ①, 1-3, 2-H		2-1 F8 ③		1-2 F8 ③		0-0 1B ③, 2-H		3	0	1	1	0	0	1
38 Carlos Zambrano, S (1, 1) OBP: 0.247, SLG: 0.346 / Bob Howry, L (8, 1) / 17 Mike Fontenot, L (9, PH) OBP: 0.340, SLG: 0.412 / 46 Ryan Dempster, R (9, 1)		0-0 P4 ②			0-0 G3-1 ①		0-3 K ①		2-2 F7 ①	3 / 0 / 1 / 0	0 / 0 / 0 / 0	0 / 0 / 0 / 0	0 / 0 / 0 / 0	0 / 0 / 0 / 0	1 / 0 / 0 / 0	1 / 0 / 0 / 0

livebaseballscorecards.com

AB	35
R	6
H	10
RBI	6
BB	1
SO	6
LOB	6

Inning Stats	1	2	3	4	5	6	7	8	9
R / E / K / S	R: 1, E: 0, K: 1, S: 13	R: 1, E: 1, K: 0, S: 11	R: 0, E: 0, K: 0, S: 9	R: 0, E: 0, K: 0, S: 5	R: 2, E: 0, K: 0, S: 11	R: 0, E: 0, K: 0, S: 12	R: 0, E: 0, K: 3, S: 13	R: 2, E: 0, K: 1, S: 14	R: 0, E: 0, K: 1, S: 14
H / LOB / BB / P	H: 1, LOB: 1, BB: 0, P: 18	H: 2, LOB: 1, BB: 0, P: 18	H: 0, LOB: 0, BB: 1, P: 18	H: 0, LOB: 0, BB: 0, P: 8	H: 2, LOB: 0, BB: 0, P: 17	H: 1, LOB: 1, BB: 0, P: 16	H: 0, LOB: 0, BB: 0, P: 17	H: 4, LOB: 2, BB: 0, P: 19	H: 0, LOB: 0, BB: 0, P: 19

1B: 6, 2B: 2, 3B: 0, HR: 2, SF: 1, SAC: 0, DP: 0, HBP: 1

WP: 0, PB: 1, SB: 0, CS: 0, PA: 38

PITCHER		IP	WLS	BF	H	R	ER	SO	BB	IBB	HBP	BLK	WP	HR	S	P	ERA	WHIP
61 Bronson Arroyo, R ERA: 4.23	(1, 1)	6.0	L	26	6	4	3	1	1	0	1	0	0	2	61	95	4.50	1.167
56 Todd Coffey, R ERA: 5.94	(7, 1)	1.0		3	0	0	0	3	0	0	0	0	0	0	13	17	0.00	0.000
Mike Stanton, L ERA: 6.04	(8, 1)	0.2		2	0	0	0	1	0	0	0	0	0	0	9	13	0.00	0.000
Brad Salmon, R ERA: 4.13	(8, 1)	0.1		4	4	2	2	0	0	0	0	0	0	0	5	6	54.00	12.000
58 Marcus McBeth, R ERA: 5.95	(9, 1)	1.0		3	0	0	0	1	0	0	0	0	0	0	14	19	0.00	0.000

PITCHER	IP	WLS	BF	H	R	ER	SO	BB	IBB	HBP	BLK	WP	HR	S	P	ERA	WHIP

BOTTOM

Chicago Cubs @ Cincinnati Reds

Great American Ball Park, Cincinnati, OH

Fri Sep 28 2007, 7:10 PM EDT

Att. 32,193 - Clear - 76 F

livebaseballscorecards.com

Batter	1	2	3	4	5	6	7	8	9	AB	R	H	RBI	BB	SO	LOB
30 Norris Hopper, R (1, 8) OBP: 0.372, SLG: 0.389	C FC 86 C CH 86 F FC 86 F FA 90 F SL 79 F FA 89 X SL 89 0-2 ① G3		X SL 77 0-0 ③ G5-3		F FC 90 B SL 79 X FA 89 1-1 ③ G5-3			F FA 95 F FA 95 B FA 94 S FA 94 1-3 ① K		4	0	0	0	0	1	1
27 Jeff Keppinger, R (1, 6) OBP: 0.405, SLG: 0.489	C FC 88 B FA 88 F SL 89 X FA 91 1-2 1B			C CH 88 B SL 79 B SL 82 X FA 90 2-1 ① G4-3		B FC 86 B FA 89 C FA 89 B FA 90 F FA 91 F SL 80 F FA 92 X FA 91 3-2 4 G4-3 19 G2-3 1B		C SL 83 X SL 83 0-1 1B		4	0	3	0	0	0	0
19 Joey Votto, L (1, 3) OBP: 0.370, SLG: 0.526	B FA 88 B FC 89 B FA 89 C FC 91 X SL 81 3-1 ② F8			X FC 91 0-0 4 1B 28 1B 1B		F FA 89 B SL 82 F FA 90 X SL 82 1-2 ① G2-3 **1-2**		B FA 95 F FA 95 F FA 95 X FA 94 1-2 ② F8		4	0	1	0	0	0	3
4 Brandon Phillips, R (1, 4) OBP: 0.333, SLG: 0.488	1 SAFE X FA 90 0-0 ③ F9			B FA 90 C SL 80 B SL 82 X FA 92 2-1 28 1B **1-2** 1B		C CU 78 S SL 75 B SL 74 2 SAFE B SL 79 B FC 91 X FA 94 3-2 ② G4-3 **2-3**		X FA 94 0-0 ③ P4		4	0	1	0	0	0	3
28 Edwin Encarnación, R (1, 5) OBP: 0.355, SLG: 0.442		C FA 91 F SL 78 S FC 91 0-3 ① K		B FA 93 B FC 92 F FA 92 B FA 91 X FA 92 3-1 ② **1-2** **2-H** 1B		C SL 80 B FC 92 B SL 78 F FA 91 S FA 94 2-3 ③ K			B FA 92 C FA 93 X FA 93 1-1 ① G5-3	4	0	1	0	0	2	1
Javier Valentin, S (1, 2) OBP: 0.328, SLG: 0.387		B FC 91 X SL 81 1-0 ② G6-3		D SL 83 X FA 91 1-0 ③ F7			C CU 73 B CU 76 S SL 82 B FC 91 B FC 90 B FC 90 4-2 BB		X FA 94 0-0 G6-4-3 1B	3	0	1	0	1	0	2
Buck Coats, L (1, 7) OBP: 0.300, SLG: 0.346		B FA 92 B FC 90 F FA 93 S FA 92 X FA 95 2-2 ③ G1-3			C FC 87 B SL 81 C SL 84 F FC 88 B FC 91 F FC 89 X SL 77 2-2 ① G3		B CH 88 C FC 88 B FC 88 F FC 88 S SL 82 2-3 ① K		B FA 92 F FA 93 S CH 84 F FA 92 F CH 83 F FA 93 B CH 84 B FA 93 X FA 93 3-2 ②③ G6-4-3 **1-2f**	4	0	0	0	0	1	2
Jason Ellison, R (1, 9) OBP: 0.287, SLG: 0.276			C SL 87 S SL 79 B FA 90 B FA 91 F FC 92 B FA 93 X FA 92 3-2 ① G5-3		B FA 90 C FC 90 F FA 91 F SL 75 X FA 91 1-2 ② F8		B FA 90 B FA 89 C FC 87 F FA 90 S FA 91 2-3 ② K			3	0	0	0	0	1	1
61 Bronson Arroyo, R (1, 1) OBP: 0.179, SLG: 0.214 56 Todd Coffey, R (7, 1) Mark Bellhorn, S (7, PH) OBP: 0.313, SLG: 0.083 Mike Stanton, L (8, 1) Brad Salmon, L (8, 1) 58 Marcus McBeth, R (9, 1)			B FA 92 X FA 89 1-0 ② F8		X FA 91 0-0 1B		C SL 79 X SL 81 0-1 ③ G3			2 0 1 0 0 0 0	0 0 0 0 0 0 0	1 0 0 0 0 0 0	0 0 0 0 0 0 0	0 0 0 0 0 0 0	0 0 1 0 0 0 0	0 0 1 0 0 0 0
Inning Stats	R: 0 E: 0 K: 0 S: 13 H: 1 LOB: 1 BB: 0 P: 17	R: 0 E: 0 K: 1 S: 7 H: 0 LOB: 0 BB: 0 P: 10	R: 0 E: 0 K: 0 S: 6 H: 0 LOB: 0 BB: 0 P: 10	R: 0 E: 0 K: 0 S: 8 H: 3 LOB: 2 BB: 0 P: 16	R: 0 E: 0 K: 0 S: 12 H: 1 LOB: 1 BB: 0 P: 16	R: 0 E: 0 K: 1 S: 14 H: 1 LOB: 1 BB: 0 P: 23	R: 0 E: 0 K: 2 S: 10 H: 0 LOB: 1 BB: 1 P: 18	R: 0 E: 0 K: 1 S: 9 H: 1 LOB: 1 BB: 0 P: 11	R: 0 E: 0 K: 0 S: 9 H: 1 LOB: 0 BB: 0 P: 13	1B: 8 2B: 0 3B: 0 HR: 0	SF: 0 SAC: 0 DP: 1 HBP: 0		WP: 0 PB: 0 SB: 0 CS: 0	PA: 34			

	AB	33
	R	0
	H	8
	RBI	0
	BB	1
	SO	5
	LOB	14

PITCHER		IP	WLS	BF	H	R	ER	SO	BB	IBB	HBP	BLK	WP	HR	S	P	ERA	WHIP
38 Carlos Zambrano, R ERA: 3.95	(1, 1)	7.0	W	27	6	0	0	4	1	0	0	0	0	0	70	110	0.00	1.000
Bob Howry, R ERA: 3.36	(8, 1)	1.0		4	1	0	0	1	0	0	0	0	0	0	9	11	0.00	1.000
46 Ryan Dempster, R ERA: 4.25	(9, 1)	1.0		3	1	0	0	0	0	0	0	0	0	0	9	13	0.00	1.000

PITCHER	IP	WLS	BF	H	R	ER	SO	BB	IBB	HBP	BLK	WP	HR	S	P	ERA	WHIP

Chicago Cubs @ Cincinnati Reds

Great American Ball Park, Cincinnati, OH

Sat Sep 29 2007, 3:55 PM EDT
Att. 38,936 - Partly Cloudy - 79 F

TOP

livebaseballscorecards.com

Batter	1	2	3	4	5	6	7	8	9	AB	R	H	RBI	BB	SO	LOB
2 Ryan Theriot, R (1, 6) OBP: 0.326, SLG: 0.346	C FA 88 C FA 91 B SL 83 X SL 82 1-2 ① F9		X FA 88 0-0 ① B1-3		B FA 88 C FA 88 B FA 89 X FA 89 2-1 ① G4-3		X FA 89 0-0 ② G4-3		S SL 84 X SL 85 0-1 ②③ G6-4-3 1-2f	5	0	0	0	0	0	2
17 Mike Fontenot, L (1, 4) OBP: 0.339, SLG: 0.409	C FA 90 B SL 81 F FA 90 B SL 84 F FA 92 F FA 91 B FA 90 F SL 82 X FA 90 3-2 ② F7		F FA 88 S FA 89 B FA 90 B SL 83 F SL 83 B FA 92 F FA 91 F FA 92 X FA 91 3-2 19 FC1-4-6 1B		X FA 88 0-0 ② F8		B FA 90 F FA 90 C CU 74 X SL 81 1-2 ③ G1-3			4	0	1	0	0	0	0
19 Matt Murton, R (1, 7) OBP: 0.355, SLG: 0.442	X FA 90 0-0 HR		C FA 90 F FA 90 B SL 83 F SL 83 F FA 92 X SL 83 1-2 ② FC1-4-6 18 2B 1-2f		X SL 82 0-0 2B			C FA 88 X FA 90 0-1 ① P6		4	2	2	1	0	0	1
18 Geovany Soto, R (1, 2) OBP: 0.448, SLG: 0.692	X FA 90 0-0 2B		C FA 89 B FA 90 X FA 90 1-1 20 1B 2B 1-H		C SL 82 C FA 90 D SL 80 C FA 91 1-3 ③ K			B SL 82 C FA 90 X FA 90 1-1 20 WP 1B		4	1	3	1	0	1	1
20 Felix Pie, L (1, 8) OBP: 0.274, SLG: 0.337	C FA 92 B FA 92 F FA 90 F SL 83 B SL 83 S FA 91 2-3 ③ K		F SL 84 B FA 92 X SL 82 1-1 2-H 1B			X CH 80 0-0 E S 1B		F FA 90 F FA 92 F FA 92 B FA 92 F CU 74 B FA 91 S SL 84 2-3 ② K 1-2		4	0	2	1	0	2	2
Ronny Cedeno, R (1, 5) OBP: 0.230, SLG: 0.400		C FA 88 X SL 80 0-1 HR	C FA 94 F FA 94 T FA 94 0-2 ③ K			C FA 89 S FA 91 B FA 92 B SL 82 B FA 90 S FA 93 3-3 ① K 1-3		C FA 91 D FA 92 C FA 93 S FA 93 1-3 ③ K		4	1	1	1	0	3	3
24 Henry Blanco, R (1, 3) OBP: 0.204, SLG: 0.235		F FA 90 F FA 88 F FA 89 S SL 82 0-3 ① K		F SL 83 F SL 83 B FA 91 F FA 92 S SL 84 1-3 ① K		B FA 91 S FA 91 F FA 92 F SL 82 D SL 84 S FA 92 2-3 ② K			X FA 88 0-0 57 BB 1B	4	0	1	0	0	3	1
57 Sam Fuld, L (1, 9)		T FA 90 C FA 89 F SL 81 S SL 82 0-3 ② K2-3		C CU 73 S SL 84 F SL 84 F FA 91 B SL 80 X SL 82 1-2 ② G4-3		B FA 91 F FA 90 B FA 91 F FA 92 C FA 92 2-3 ③ K			B FA 88 B FA 88 B FA 88 F FA 89 B FA 88 4-1 2 G6-4-3 BB 1-2	3	0	0	0	1	2	1
53 Rich Hill, L (1, 1) OBP: 0.141, SLG: 0.159 Jason Kendall, R (7, PH) OBP: 0.298, SLG: 0.308 45 Sean Marshall, L (7, 1) OBP: 0.133, SLG: 0.138 Craig Monroe, R (9, PH) OBP: 0.268, SLG: 0.371 47 Scott Eyre, L (9, 1)		F FA 89 S FA 90 F FA 92 S FA 90 0-3 ③ K		S FA 88 S FA 90 S FA 92 0-3 ③ K			B FA 88 X FA 88 1-0 ① P3		C FA 89 F SL 85 F SL 85 B FA 89 B FA 90 S SL 84 2-3 ① K	2 1 0 1 0	0 0 0 0 0	0 0 0 0 0	0 0 0 0 0	0 0 0 0 0	2 0 0 1 0	0 0 0 2 0

	AB	36
	R	4
	H	10
	RBI	4
	BB	1
	SO	14
	LOB	13

Inning Stats

1	2	3	4	5	6	7	8	9
R: 1 H: 2 E: 0 LOB: 1 K: 1 BB: 0 S: 15 P: 21	R: 1 H: 1 E: 0 LOB: 0 K: 3 BB: 0 S: 14 P: 14	R: 2 H: 3 E: 0 LOB: 1 K: 1 BB: 0 S: 19 P: 25	R: 0 H: 0 E: 0 LOB: 0 K: 2 BB: 0 S: 12 P: 14	R: 0 H: 1 E: 0 LOB: 1 K: 1 BB: 0 S: 7 P: 10	R: 0 H: 1 E: 1 LOB: 1 K: 3 BB: 0 S: 11 P: 18	R: 0 H: 0 E: 0 LOB: 0 K: 0 BB: 0 S: 5 P: 7	R: 0 H: 1 E: 0 LOB: 1 K: 2 BB: 0 S: 12 P: 16	R: 0 H: 1 E: 0 LOB: 1 K: 1 BB: 1 S: 8 P: 14

1B: 5	SF: 0	WP: 1	PA: 37
2B: 3	SAC: 0	PB: 0	
3B: 0	DP: 1	SB: 1	
HR: 2	HBP: 0	CS: 0	

PITCHER		IP	WLS	BF	H	R	ER	SO	BB	IBB	HBP	BLK	WP	HR	S	P	ERA	WHIP
39 Aaron Harang, R ERA: 3.73	(1, 1)	8.0	L	33	9	4	4	13	0	0	0	0	1	2	95	125	4.50	1.125
25 David Weathers, R ERA: 3.59	(9, 1)	1.0		4	1	0	0	1	1	0	0	0	0	0	8	14	0.00	2.000

PITCHER	IP	WLS	BF	H	R	ER	SO	BB	IBB	HBP	BLK	WP	HR	S	P	ERA	WHIP

BOTTOM

Chicago Cubs @ Cincinnati Reds

Great American Ball Park, Cincinnati, OH

Sat Sep 29 2007, 3:55 PM EDT

Att. 38,936 - Partly Cloudy - 79 F

Batter	1	2	3	4	5	6	7	8	9	AB	R	H	RBI	BB	SO	LOB
30 Norris Hopper, R (1, 8) OBP: 0.372, SLG: 0.389 Buck Coats, L (1, PH) OBP: 0.294, SLG: 0.367 (2, 8)	K			P5		2B				0 4	0 0	0 1	0 0	0 0	0 2	0 0
27 Jeff Keppinger, R (1, 6) OBP: 0.402, SLG: 0.483	L5			P3		P4			HBP	3	0	0	0	0	0	1
19 Joey Votto, L (1, 7) OBP: 0.353, SLG: 0.500	F8			F7			G3-1		F7	4	0	0	0	0	0	1
4 Brandon Phillips, R (1, 4) OBP: 0.331, SLG: 0.485		F7		G4-3			K		F9	4	0	0	0	0	1	1
28 Edwin Encarnación, R (1, 5) OBP: 0.355, SLG: 0.440		G5-3		G6-3			F8			2	0	0	0	1	0	0
Jorge Cantu, R (1, 3) OBP: 0.326, SLG: 0.342		K		G6-3				K		3	0	0	0	0	2	1
26 David Ross, R (1, 2) OBP: 0.271, SLG: 0.399		P3		L7				BB		2	0	0	0	1	0	1
Jason Ellison, R (1, 9) OBP: 0.278, SLG: 0.267		K				K		F7		3	0	0	0	0	2	1
39 Aaron Harang, R (1, 1) OBP: 0.117, SLG: 0.108 Mark Bellhorn, S (8, PH) OBP: 0.294, SLG: 0.077 25 David Weathers, R (9, 1)		F9				P3		K		2 1 0	0 0 0	0 0 0	0 0 0	0 1 0	0 1 0	0 1 0
Inning Stats	R: 0 E: 0 K: 1 S: 5 H: 0 LOB: 0 BB: 0 P: 8	R: 0 E: 0 K: 1 S: 10 H: 0 LOB: 0 BB: 0 P: 15	R: 0 E: 0 K: 1 S: 7 H: 0 LOB: 0 BB: 0 P: 9	R: 0 E: 0 K: 0 S: 9 H: 0 LOB: 0 BB: 0 P: 13	R: 0 E: 0 K: 0 S: 13 H: 0 LOB: 1 BB: 1 P: 20	R: 0 E: 0 K: 1 S: 10 H: 1 LOB: 1 BB: 0 P: 14	R: 0 E: 0 K: 1 S: 7 H: 0 LOB: 0 BB: 0 P: 9	R: 0 E: 0 K: 2 S: 13 H: 0 LOB: 1 BB: 1 P: 25	R: 0 E: 0 K: 1 S: 12 H: 0 LOB: 1 BB: 0 P: 19	1B: 0 2B: 1 3B: 0 HR: 0 SF: 0 SAC: 0 DP: 0 HBP: 1	WP: 0 PB: 0 SB: 0 CS: 0 PA: 31					

livebaseballscorecards.com

AB	28
R	0
H	1
RBI	0
BB	2
SO	8
LOB	7

PITCHER	IP	WLS	BF	H	R	ER	SO	BB	IBB	HBP	BLK	WP	HR	S	P	ERA	WHIP
53 Rich Hill, L (1, 1) ERA: 3.92	6.0	W	20	1	0	0	4	1	0	0	0	0	0	54	79	0.00	0.333
45 Sean Marshall, L (7, 1) ERA: 3.92	2.0		7	0	0	0	3	1	0	0	0	0	0	20	34	0.00	0.500
47 Scott Eyre, L (9, 1) ERA: 4.13	1.0		4	0	0	0	1	0	0	1	0	0	0	12	19	0.00	0.000

PITCHER	IP	WLS	BF	H	R	ER	SO	BB	IBB	HBP	BLK	WP	HR	S	P	ERA	WHIP

Chicago Cubs @ Cincinnati Reds

Great American Ball Park, Cincinnati, OH

Sun Sep 30 2007, 1:15 PM EDT

Att. 32,620 - Sunny - 81 F

livebaseballscorecards.com

TOP

Batter	1	2	3	4	5	6	7	8	9	AB	R	H	RBI	BB	SO	LOB
12 Alfonso Soriano, R (1, 7) OBP: 0.337, SLG: 0.560 57 Sam Fuld, L (4, PR) (4, 9)	B FA 91 X FA 92 1-0 HR	S CU 74 F CU 73 B FA 94 X CU 74 1-2 2-H 3-H 1B		C FA 94 F CU 74 B FA 94 D CU 79 X CU 73 2-2 1-3 2B		C SL 80 B FA 89 F SL 80 B FA 94 B FA 94 B 4-2 1-2 BB			C FA 88 F FA 89 B SL 85 B FA 89 F SL 83 B SL 80 X FA 89 3-2 ① F7	3	1	3	3	0	0	0
										1	0	0	0	1	0	0
17 Mike Fontenot, L (1, 4) OBP: 0.336, SLG: 0.402	B FA 92 B FA 88 C FA 91 B CH 91 B CH 88 4-1 25 G6-4-3 BB	B CH 81 F FA 92 X FA 92 1-1 ③ F7		B FA 92 F SL 88 F FA 94 S SL 83 1-3 ② K		S SL 84 B FA 94 B SL 84 C FA 93 D SL 86 X 3-2 ③ G6-3			B SL 84 X FA 88 1-0 ② F7	4	0	0	0	1	1	5
25 Derrek Lee, R (1, 3) OBP: 0.400, SLG: 0.513 24 Henry Blanco, R (3, 3) OBP: 0.193, SLG: 0.222	C CU 73 X FA 92 0-1 ①② G6-4-3 1-2f		B FA 93 B CU 73 C FA 91 C FA 92 X FA 92 2-2 G3 2B 2B	D CU 74 X FA 91 1-0 ③ P3			F FA 94 B FA 95 F FA 93 B SL 84 F SL 84 X FA 95 2-2 ① F9		B FA 89 X 1-0 ③ L8	2	1	1	0	0	0	1
										3	0	0	0	0	0	2
Cliff Floyd, L (1, 9) OBP: 0.373, SLG: 0.422 19 Matt Murton, R (3, 9) OBP: 0.352, SLG: 0.438 (4, 7)	B FA 93 S SL 82 F CU 77 B FA 95 B SL 80 F CU 73 B FA 92 4-2 BB		B CU 69 B FA 92 X CH 79 2-0 ① G3 2-3		B FA 91 B CH 82 X FA 93 2-0 ① G6-3		B SL 84 B FA 94 X FA 92 2-0 E5 G5-3			1	0	0	0	1	0	1
										2	0	0	0	0	0	0
16 Aramis Ramirez, R (1, 5) OBP: 0.366, SLG: 0.549 Mark DeRosa, R (3, 5) OBP: 0.371, SLG: 0.420	B FA 92 B CU 72 1 SAFE C FA 90 B FA 92 X SL 78 3-1 ③ F7		F FA 91 X FA 91 0-1 ② G5-3		B FA 94 X FA 90 1-0 ② G5-3		B FA 94 X FA 94 1-0 ② G5-3 1-2			2	0	0	0	0	0	2
										2	0	0	0	0	0	1
Jacque Jones, L (1, 8) OBP: 0.335, SLG: 0.400 20 Felix Pie, L (3, 8) OBP: 0.271, SLG: 0.333		C FA 92 X FA 90 0-1 30 SH1-3 12 1B BB 1B	S SL 83 S CU 78 X SL 89 0-2 3-H 2B		C FA 94 B SL 83 B FA 93 S CU 70 S FA 94 2-3 ③ K		S FA 94 C CH 86 B FA 95 X FA 94 1-2 ③ G6-3			2	1	2	1	0	0	0
										2	0	0	0	0	1	1
Ronny Cedeno, R (1, 6) OBP: 0.231, SLG: 0.392		C FA 91 1 SAFE D CU 74 C CU 74 C FA 92 1-3 ① K	C CU 73 X FA 91 0-1 ③ G6-3			F FA 90 F FA 92 X CU 75 0-2 57 BB 1B		X FA 88 0-0 ① L8		4	0	1	0	0	1	2
Jason Kendall, R (1, 2) OBP: 0.301, SLG: 0.309 18 Geovany Soto, R (4, 2) OBP: 0.433, SLG: 0.667		B FA 91 D SL 80 B FA 90 C CH 90 B FA 90 4-1 30 SH1-3 12 1B 1-2 BB	B FA 91 F FA 88 B CU 72 S FA 92 F FA 94 X CU 74 2-2 12 2B 1B			B CU 72 X FA 90 1-0 ① F8		C FA 89 X FA 88 0-1 ② G1-3		1	1	1	0	1	0	0
										2	0	0	0	0	0	1
30 Ted Lilly, L OBP: 0.000, SLG: 0.000 Jason Marquis, R OBP: 0.000, SLG: 0.000 13 Will Ohman, L 33 Daryle Ward, L OBP: 0.438, SLG: 0.567 46 Ryan Dempster, R 34 Kerry Wood, R Craig Monroe, R OBP: 0.000, SLG: 0.000 43 Michael Wuertz, R 49 Carlos Marmol, R Bob Howry, L		B CH 87 X CH 85 1-0 ② SH1-3 1-2 2-3		C FA 93 D CU 76 F CU 74 S FA 93 1-3 ① K		B FA 92 T FA 91 S SL 82 F FA 93 B SL 83 F FA 92 C CU 70 2-3 ② K		S FA 89 C FA 91 F FA 90 F FA 90 B CH 82 X FA 90 1-2 ③ P3		0 0 0 1 0 0 1 0 0	0 0 0 0 0 0 1 0 0	0 0 0 0 0 0 1 0 0	0 0 0 0 0 0 1 0 0	0 0 0 0 0 1 0 0 0	0 0 0 0 0 1 0 0 0	0 0 0 0 0 1 0 0 0
Inning Stats	R: 1 E: 0 K: 0 S: 9 H: 1 LOB: 1 BB: 2 P: 21	R: 2 E: 0 K: 1 S: 12 H: 2 LOB: 1 BB: 1 P: 20	R: 1 E: 0 K: 0 S: 11 H: 2 LOB: 1 BB: 0 P: 15	R: 0 E: 0 K: 2 S: 14 H: 2 LOB: 2 BB: 0 P: 21	R: 0 E: 0 K: 1 S: 5 H: 0 LOB: 0 BB: 0 P: 10	R: 0 E: 0 K: 1 S: 14 H: 1 LOB: 2 BB: 1 P: 24	R: 0 E: 1 K: 0 S: 9 H: 0 LOB: 1 BB: 0 P: 15	R: 0 E: 0 K: 0 S: 8 H: 0 LOB: 0 BB: 0 P: 9	R: 0 E: 0 K: 0 S: 6 H: 0 LOB: 0 BB: 0 P: 11	1B: 4 2B: 3 3B: 0 HR: 1	SF: 0 SAC: 1 DP: 1 HBP: 0					

	AB	34
	R	4
	H	8
	RBI	4
	BB	4
	SO	5
	LOB	18

	WP: 0	PA: 39
	PB: 0	
	SB: 0	
	CS: 0	

PITCHER		IP	WLS	BF	H	R	ER	SO	BB	IBB	HBP	BLK	WP	HR	S	P	ERA	WHIP
34 Homer Bailey, R ERA: 5.76	(1, 1)	5.2	W	28	8	4	4	5	4	0	0	0	0	1	62	105	6.35	2.118
45 Bill Bray, L ERA: 6.28	(6, 1)	0.1	H	1	0	0	0	0	0	0	0	0	0	0	3	6	0.00	0.000
56 Todd Coffey, R ERA: 5.82	(7, 1)	1.0		4	0	0	0	0	0	0	0	0	0	0	9	15	0.00	0.000
Eddie Guardado, L ERA: 7.24	(8, 1)	1.0		3	0	0	0	0	0	0	0	0	0	0	8	9	0.00	0.000
Mike Stanton, L ERA: 5.93	(9, 1)	1.0		3	0	0	0	0	0	0	0	0	0	0	6	11	0.00	0.000

PITCHER	IP	WLS	BF	H	R	ER	SO	BB	IBB	HBP	BLK	WP	HR	S	P	ERA	WHIP

Batter	1	2	3	4	5	6	7	8	9	AB	R	H	RBI	BB	SO	LOB
27 Jeff Keppinger, R (1, 6) OBP: 0.400, SLG: 0.477	C CH 83 X CU 66 0-1 ① G5-3		D SL 89 C FA 93 B CH 82 B CH 83 B FA 93 4-1 65 1B 19 2B BB	B FA 92 B SL 82 C FA 92 X FA 91 2-1 ② F9		B FA 91 B SL 86 X FA 92 2-0 ② F9				3	1	0	0	1	0	2
65 Ryan Hanigan, R (1, 2) OBP: 0.364, SLG: 0.400	B CH 78 C FA 84 B CU 67 F FA 84 X SL 81 2-2 ② L4		B FA 93 B FA 93 F FA 92 C FA 94 D SL 85 X FA 94 3-2 19 2B 1-3 2-H 1B	B CH 83 X FA 91 1-0 19 HR 1-2 2-H 1B		C SL 86 S FA 86 X SL 88 0-2 ③ G6-3				4	2	2	2	0	0	0
19 Joey Votto, L (1, 7) OBP: 0.360, SLG: 0.548	B CH 83 F CH 84 X CU 66 1-1 ③ F9		X FA 91 0-0 1B 1-H 3-H 2B	B S SL 83 D SL 83 X FA 92 2-1 1-H 2-H HR			B FA 94 S SL 82 B FA 94 C SL 80 F SL 81 X CU 80 2-2 ① F9			4	2	2	5	0	0	0
28 Edwin Encarnación, R (1, 5) OBP: 0.356, SLG: 0.438		F FA 89 X CH 78 0-1 ① F8	B SL 89 F FA 94 F SL 89 B FA 93 F FA 93 H SL 88 3-2 1B HBP	X FA 91 0-0 ③ F7			B SL 84 S FA 93 S FA 94 F SL 82 F CU 79 H FA 92 2-2 HBP			2	0	0	0	0	0	0
Jorge Cantu, R (1, 3) OBP: 0.331, SLG: 0.357		B FA 89 X FA 89 1-0 ② P3	B SL 88 X FA 93 1-0 1-2 2-H 1B		X FA 95 0-0 WP 2B		B FA 94 B SL 81 C FA 93 F FA 93 B SL 82 C CU 78 3-3 ② K			4	0	2	1	0	1	1
Buck Coats, L (1, 8) OBP: 0.263, SLG: 0.324		B FA 89 L CU 74 C FA 88 F FA 91 B FA 93 F FA 91 S CU 76 2-3 ③ K	B FA 90 S SL 82 C FA 91 S SL 82 1-3 ③ K		S SL 92 B FA 93 B FA 97 C FA 92 C FA 96 2-3 ① K 2-3		X FA 93 0-0 ③ L7			4	0	0	0	0	3	4
Jason Ellison, R (1, 9) OBP: 0.287, SLG: 0.277			F FA 92 X FA 93 0-1 34 S 65 1B 1B	C FA 90 B SL 85 X SL 86 1-1 34 FC1-5 1B 1B	D SL 84 B FA 96 F FA 95 S SL 85 S FA 96 2-3 ② K			C FA 95 B FA 94 S FA 95 F FA 95 B FA 96 S FA 96 2-3 ① K		4	1	2	0	0	2	1
Pedro Lopez, R (1, 4) OBP: 0.213, SLG: 0.222			C FA 92 B FA 94 B SL 88 C FA 93 S FA 92 2-3 ① K	B FA 91 B FA 91 F FA 91 X FA 91 2-1 34 FC1-5 65 1B 1-2 1B	C SL 85 C SL 85 C FA 96 0-3 ③ K			C FA 96 C SL 84 F FA 94 F FA 95 B SL 86 F FA 96 X FA 95 1-2 ② L5		4	1	1	0	0	2	2
34 Homer Bailey, R (1, 1) OBP: 0.273, SLG: 0.364 45 Bill Bray, L (6, 1) 30 Norris Hopper, R (6, PH) OBP: 0.371, SLG: 0.388 56 Todd Coffey, R (7, 1) Eddie Guardado, R (8, 1) Mark Bellhorn, S (8, PH) OBP: 0.278, SLG: 0.071 Mike Stanton, L (9, 1)			L FA 92 B FA 92 L FA 92 S 1-3 ② K 1-2	B L X 1-1 ① FC1-5 65 1B 19 HR 1-2 2-3f		S SL 86 F SL 87 B SL 88 X SL 86 1-2 ① G1-3		F FA 95 B FA 94 S SL 83 F FA 88 S FA 95 1-3 ③ K		2 0 1 0 0 0 1 0	1 0 0 0 0 0 0 0	0 0 0 0 0 0 0 0	0 0 0 0 0 0 1 0	0 0 0 0 0 0 0 0	1 0 0 0 0 1 0 0	3 0 0 0 0 0 0 0
Inning Stats	R: 0 E: 0 K: 0 S: 7 H: 0 LOB: 0 BB: 0 P: 10	R: 0 E: 0 K: 1 S: 8 H: 0 LOB: 0 BB: 0 P: 11	R: 4 E: 0 K: 3 S: 20 H: 4 LOB: 2 BB: 1 P: 35	R: 4 E: 0 K: 0 S: 12 H: 4 LOB: 0 BB: 0 P: 21	R: 0 E: 0 K: 3 S: 10 H: 1 LOB: 1 BB: 0 P: 14	R: 0 E: 0 K: 0 S: 7 H: 0 LOB: 0 BB: 0 P: 10	R: 0 E: 0 K: 1 S: 12 H: 0 LOB: 1 BB: 0 P: 19	R: 0 E: 0 K: 2 S: 14 H: 0 LOB: 0 BB: 0 P: 18		1B: 6 2B: 2 3B: 0 HR: 1 SF: 0 SAC: 0 DP: 0 HBP: 2			WP: 1 PB: 0 SB: 1 CS: 0	PA: 36	

PITCHER		IP	WLS	BF	H	R	ER	SO	BB	IBB	HBP	BLK	WP	HR	S	P	ERA	WHIP
30 Ted Lilly, L ERA: 3.83	(1, 1)	2.0		6	0	0	0	1	0	0	0	0	0	0	15	21	0.00	0.000
Jason Marquis, R ERA: 4.6	(3, 1)	0.2		8	4	4	4	2	1	0	1	0	0	0	17	31	54.00	7.500
13 Will Ohman, L ERA: 4.95	(3, 1)	0.1		1	0	0	0	1	0	0	0	0	0	0	3	4	0.00	0.000
46 Ryan Dempster, R ERA: 4.73	(4, 1)	1.0	L	7	4	4	4	0	0	0	0	0	0	1	12	21	36.00	4.000
34 Kerry Wood, R ERA: 3.33	(5, 1)	1.0		4	1	0	0	3	0	0	0	0	1	0	10	14	0.00	1.000

PITCHER		IP	WLS	BF	H	R	ER	SO	BB	IBB	HBP	BLK	WP	HR	S	P	ERA	WHIP
43 Michael Wuertz, R ERA: 3.48	(6, 1)	1.0		3	0	0	0	0	0	0	0	0	0	0	7	10	0.00	0.000
49 Carlos Marmol, R ERA: 1.43	(7, 1)	1.0		4	0	0	0	1	0	0	1	0	0	0	12	19	0.00	0.000
Bob Howry, R ERA: 3.32	(8, 1)	1.0		3	0	0	0	2	0	0	0	0	0	0	14	18	0.00	0.000

BOTTOM

Chicago Cubs @ Cincinnati Reds

Great American Ball Park, Cincinnati, OH

Sun Sep 30 2007, 1:15 PM EDT

Att. 32,620 - Sunny - 81 F

livebaseballscorecards.com

AB	33
R	8
H	9
RBI	8
BB	1
SO	10
LOB	13

Chicago Cubs @ Arizona Diamondbacks

Chase Field, Phoenix, AZ

Wed Oct 03 2007, 7:00 PM MST

Att. 48,864 - Clear - 91 F

livebaseballscorecards.com

TOP

Batter	1	2	3	4	5	6	7	8	9	AB	R	H	RBI	BB	SO	LOB
12 Alfonso Soriano, R (1, 7)	X SI 90 0-0 G5-3		B FA 88 S CU 72 B FA 88 F FA 90 S CU 72 2-3 K		B FA 89 D FA 90 X FA 89 2-0 F8		B FA 87 S CU 72 X SI 88 1-1 G1-3		C FA 96 F FA 97 X FS 86 0-2 FC6-4 1-2f	5	0	0	0	0	1	3
Jacque Jones, L (1, 8)	B SI 89 C FA 89 B FA 90 B FA 90 B FA 91 4-1 BB		B FA 87 S CH 79 F FA 89 F CU 80 S CH 80 1-3 K		X CH 79 0-0 G3-1		C FA 87 B FA 89 B FA 88 X CH 78 2-1 G3			3	0	0	0	1	1	2
25 Derrek Lee, R (1, 3) OBP: 0.250, SLG: 0.250	S FA 90 B FA 91 1 SAFE F SI 89 S CU 80 1-3 K		C SI 88 F FA 88 C FA 88 0-3 K			X CU 72 0-0 18 BB 16 WP 2 1B 1B	F FA 87 F FA 87 S CH 80 0-3 K2-3			4	1	1	0	0	3	2
16 Aramis Ramirez, R (1, 5)	C SI 89 X FA 90 0-1 G4-3			X FA 89 0-0 F9		C FA 88 F CH 78 S 0-3 1-2 K		B FA 93 C FA 93 F FA 93 B FA 93 X FA 93 2-2 F9		4	0	0	0	0	1	2
Cliff Floyd, L (1, 9)		C FA 88 F FA 90 B CU 76 S CH 81 1-3 K		C FA 88 F CU 75 B FA 87 B CH 80 C FA 89 2-3 K		F FA 88 X FA 89 0-1 L9		X FA 94 0-0 L9		4	0	0	0	0	2	1
Mark DeRosa, R (1, 4) OBP: 0.750, SLG: 0.500		C FA 90 X FA 90 0-1 18 G5-3 1B		C FA 89 B CU 76 H FA 88 2-1 HBP		B CH 79 D CU 74 C SI 89 B FA 88 B FA 89 4-1 2 1B 18 BB BB		F FA 93 X CU 76 0-1 G5-3		2	0	1	0	1	0	0
18 Geovany Soto, R (1, 2)		B FA 89 B FA 89 B FA 89 C FA 89 1 SAFE X FA 88 3-1 1-2 G5-3		1 SAFE C FA 87 X FA 87 0-1 G6-3		B FA 88 B FA 89 B FA 89 B FA 88 4-0 2 1B 1-2 2-3 BB			C FA 94 X FS 85 0-1 F8	3	0	0	0	1	0	2
2 Ryan Theriot, R (1, 6) OBP: 0.250, SLG: 0.250		X FA 89 0-0 G6-3			B FA 86 C FA 87 C FA 88 X FA 88 1-2 E5	C FA 90 B FA 90 X SI 90 1-1 1-2 2-3 3-H 1B			C FA 94 F FA 96 B FA 96 S FA 97 1-3 K	4	0	1	1	0	1	1
38 Carlos Zambrano, S (1, 1) OBP: 0.333, SLG: 0.667 49 Carlos Marmol, R (7, 1) Bob Howry, L (8, 1) 33 Daryle Ward, L (9, PH) Ronny Cedeno, R (9, PR)			X FA 88 0-0 2B		X FA 88 0-0 L6	C CU 75 F FA 89 S CU 76 0-3 K			B FS 88 B FA 96 B FA 94 C FA 95 B FA 93 4-1 12 FC6-4 BB	3 0 0 0 0	0 0 0 0 0	1 0 0 0 0	0 0 0 0 0	0 0 0 1 0	1 0 0 0 0	4 0 0 0 0
Inning Stats	R: 0 E: 0 K: 1 S: 7 H: 0 LOB: 1 BB: 1 P: 12	R: 0 E: 0 K: 1 S: 8 H: 1 LOB: 1 BB: 0 P: 12	R: 0 E: 0 K: 3 S: 11 H: 1 LOB: 1 BB: 0 P: 14	R: 0 E: 0 K: 1 S: 7 H: 0 LOB: 1 BB: 0 P: 11	R: 0 E: 1 K: 0 S: 6 H: 0 LOB: 1 BB: 0 P: 9	R: 1 E: 0 K: 2 S: 12 H: 2 LOB: 3 BB: 2 P: 21	R: 0 E: 0 K: 1 S: 7 H: 0 LOB: 0 BB: 0 P: 10	R: 0 E: 0 K: 0 S: 6 H: 0 LOB: 0 BB: 0 P: 8	R: 0 E: 0 K: 1 S: 9 H: 0 LOB: 1 BB: 1 P: 14	1B: 3 2B: 1 3B: 0 HR: 0 SF: 0 SAC: 0 DP: 0 HBP: 1						

AB	32
R	1
H	4
RBI	1
BB	4
SO	10
LOB	17

WP: 1 PA: 37
PB: 0
SB: 0
CS: 0

PITCHER		IP	WLS	BF	H	R	ER	SO	BB	IBB	HBP	BLK	WP	HR	S	P	ERA	WHIP
17 Brandon Webb, R ERA: 1.29	(1, 1)	7.0	W	30	4	1	1	9	3	0	1	0	1	0	58	89	1.29	1.000
Brandon Lyon, R ERA:	(8, 1)	1.0	H	3	0	0	0	0	0	0	0	0	0	0	6	8	0.00	0.000
Jose Valverde, R ERA:	(9, 1)	1.0	S	4	0	0	0	1	1	0	0	0	0	0	9	14	0.00	1.000

PITCHER	IP	WLS	BF	H	R	ER	SO	BB	IBB	HBP	BLK	WP	HR	S	P	ERA	WHIP

Batter	1	2	3	4	5	6	7	8	9	AB	R	H	RBI	BB	SO	LOB
24 Chris Young, R (1, 8) OBP: 0.250, SLG: 0.250	C FA 91 X FA 92 0-1 22 G6-3 6 S 1B		B SL 80 F FA 92 S SL 82 S FA 95 1-3 ③ K			C FA 91 B SL 84 B SL 80 B SL 83 F FA 93 C SL 83 3-3 ① K	S FA 94 B SL 79 S FA 93 B SL 80 F SL 78 F FA 93 S SL 80 2-3 ③ K			4	0	1	0	0	3	1
6 Stephen Drew, L (1, 6) OBP: 0.500, SLG: 1.250	C FA 92 B FA 90 S FA 92 C FA 93 1-3 ① K 1-2			B SL 77 X FA 92 1-0 HR		B FA 95 C FA 96 F SI 88 X FA 95 1-2 1B		B FA 94 F FA 94 F FA 94 B FA 94 F FA 95 S FA 95 2-3 ① K		4	1	2	1	0	2	1
22 Eric Byrnes, R (1, 7)	B FA 93 B SL 83 B FA 94 C FA 92 X FA 93 3-1 ② G6-3 2-3			X FA 92 0-0 ① L7		B SL 83 X FA 92 1-0 ② F9		S FA 95 S FA 95 S FA 95 0-3 ② K		4	0	0	0	0	1	2
Tony Clark, S (1, 3)	B FA 93 B FA 91 B FA 91 C FA 91 C FA 96 S CH 86 3-3 ③ K			B FA 94 C FA 94 F FA 94 F SL 82 X FA 95 1-2 ② F7		B FA 93 1 SAFE F CH 83 X CH 85 1-1 ③ G6-3		F FA 94 B FA 94 B FA 94 X FA 94 2-1 ③ F7		4	0	0	0	0	1	2
27 Mark Reynolds, R (1, 5) OBP: 0.333, SLG: 1.333		S CU 77 B FA 90 S SL 79 X SL 80 1-2 ① G4-3		T FA 93 F SL 80 S FA 93 0-3 ③ K			C FA 95 B SL 81 B SL 80 X FA 94 2-1 HR			3	1	1	1	0	1	0
Jeff Salazar, L (1, 9)		B FA 91 B FA 93 C FA 93 B FA 90 B FC 90 4-1 19 G6-4-3 BB			B FA 89 F FA 92 B FC 89 X CH 84 2-1 ① G4-3		B SL 79 F FA 94 B CU 79 C SL 80 C SL 81 2-3 ① K			2	0	0	0	1	1	0
19 Chris Snyder, R (1, 2)		B FA 89 X FA 91 1-0 ② ③ G6-4-3 1-2f			B SL 81 C FA 91 C SL 79 B SL 83 S FA 94 2-3 ② K		B FA 94 C SL 81 B SL 80 F FA 94 F SL 79 B SL 80 B SL 79 4-2 11 2B 34 SF8 BB			2	1	0	0	1	1	1
11 Augie Ojeda, S (1, 4) OBP: 0.667, SLG: 1.000			C FC 88 X FA 91 0-1 ① G4-3		C FA 91 B FA 91 F FA 95 X FA 94 1-2 1B		B FA 93 F FA 94 X FA 93 1-1 1-3 2B			3	0	2	0	0	0	0
17 Brandon Webb, R (1, 1) 34 Conor Jackson, R (7, PH) Brandon Lyon, R (8, 1) Jose Valverde, R (9, 1)			C CH 87 F FA 88 B SL 78 F FA 92 B SL 80 F FA 93 C SL 78 2-3 ② K		1 SAFE 1 SAFE F FA 90 B FA 91 B FA 92 F FA 93 C FA 94 2-3 ③ K		C SL 82 X SL 80 0-1 ② SF8 3-H			2 0 0 0 0 2 1 0 0 0 1 0 0 0 0 0 0 0 0 0 0 0 0 0 0 0 0 0						
Inning Stats	R: 0 E: 0 K: 2 S: 10 H: 1 LOB: 1 BB: 0 P: 17	R: 0 E: 0 K: 0 S: 5 H: 0 LOB: 0 BB: 1 P: 11	R: 0 E: 0 K: 2 S: 10 H: 0 LOB: 0 BB: 0 P: 13	R: 1 E: 0 K: 1 S: 9 H: 1 LOB: 0 BB: 0 P: 11	R: 0 E: 0 K: 2 S: 11 H: 1 LOB: 1 BB: 0 P: 18	R: 0 E: 0 K: 1 S: 9 H: 1 LOB: 1 BB: 0 P: 15	R: 2 E: 0 K: 2 S: 17 H: 2 LOB: 1 BB: 1 P: 28	R: 0 E: 0 K: 2 S: 9 H: 0 LOB: 0 BB: 0 P: 13		1B: 3 2B: 1 3B: 0 HR: 2 SF: 1 SAC: 0 DP: 1 HBP: 0						

PITCHER		IP	WLS	BF	H	R	ER	SO	BB	IBB	HBP	BLK	WP	HR	S	P	ERA	WHIP
38 Carlos Zambrano, R ERA: 1.5	(1, 1)	6.0		22	4	1	1	8	1	0	0	0	0	1	54	85	1.50	0.833
49 Carlos Marmol, R ERA: 18.0	(7, 1)	1.0	L	6	2	2	2	2	1	0	0	0	0	1	17	28	18.00	3.000
Bob Howry, R ERA:	(8, 1)	1.0		3	0	0	0	2	0	0	0	0	0	0	9	13	0.00	0.000

PITCHER	IP	WLS	BF	H	R	ER	SO	BB	IBB	HBP	BLK	WP	HR	S	P	ERA	WHIP

BOTTOM

Chicago Cubs @ Arizona Diamondbacks

Chase Field, Phoenix, AZ

Wed Oct 03 2007, 7:00 PM MST

Att. 48,864 - Clear - 91 F

livebaseballscorecards.com

AB	28
R	3
H	6
RBI	3
BB	2
SO	12
LOB	8

PA: 31

WP: 0
PB: 0
SB: 1
CS: 0

Chicago Cubs @ Arizona Diamondbacks

Chase Field, Phoenix, AZ

Thu Oct 04 2007, 7:00 PM MST

Att. 48,575 - Roof Closed - 75 F

livebaseballscorecards.com

Batter	1	2	3	4	5	6	7	8	9	AB	R	H	RBI	BB	SO	LOB
12 Alfonso Soriano, R (1, 7) OBP: 0.200, SLG: 0.200	C FC 83 F FC 83 B FA 87 S CU 69 1-3 K2-3 ①	B FC 83 S CU 69 F FC 84 S CU 68 1-3 K ③			X FC 82 0-0 1B	F SL 82 S SL 81 S FA 96 0-3 K ③			C FA 97 F FA 98 F FA 95 X FS 87 0-2 16 PB 2 E 1B	5	0	2	0	0	3	2
2 Ryan Theriot, R (1, 6) OBP: 0.222, SLG: 0.222	B FA 85 C FA 85 F FA 87 F FC 85 X FC 83 1-2 25 FC4-6 1B		C FA 85 F FC 81 B FA 86 X CH 75 1-2 G4-3 ①		C FA 85 1 SAFE D CU 70 F FC 84 B FA 86 B FC 81 1 SAFE X FC 81 3-2 F7 ①		B FA 96 C FA 95 F FA 96 X FA 96 1-2 G3-1 ①		C FA 96 B FA 96 S FA 95 X FA 96 1-2 FC6 16 PB 1-2	5	0	1	0	0	0	2
25 Derrek Lee, R (1, 3) OBP: 0.333, SLG: 0.250	1 SAFE 1 SAFE B SL 83 F CU 69 C CH 76 X FC 83 1-2 FC4-6 ② 1-2f		C FC 81 B FC 81 S CH 77 B CU 72 B FC 83 F FC 82 B CU 69 4-2 19 FC5-4 BB		B CH 78 B CH 77 X FC 82 2-0 P6 ②		B FA 97 S FA 96 B SL 87 X FA 96 2-1 16 G6-4-3 1B		B FA 95 C FA 94 B FS 86 F FA 94 S FA 96 2-3 K ②	4	0	1	0	1	1	4
16 Aramis Ramirez, R (1, 5)	C CU 69 F FC 83 D CU 70 B FC 84 F CU 70 S CU 72 2-3 K ③		F FC 83 F FC 83 B FC 83 X FC 83 1-2 L6 ②		D CU 70 B FC 79 C FC 80 D CU 71 F FC 82 S CU 69 3-3 K ③		C FA 95 X FA 96 0-1 G6-4-3 ② ③ 1-2f		B FA 96 C FA 95 S FA 95 S FA 96 1-3 K ③ 1-2 2-3	5	0	0	0	0	3	6
19 Matt Murton, R (1, 9) OBP: 0.250, SLG: 0.250		C FC 82 C CU 67 X CU 70 0-2 18 HR 1B	X CU 70 0-0 FC5-4 ③ 1-2f			C FC 81 B CU 70 B CU 67 C FC 81 X CU 70 2-2 L9 ①		C FA 92 B CU 76 B FA 92 F FA 93 X CU 76 2-2 G6-3 ①		4	1	1	0	0	0	1
18 Geovany Soto, R (1, 2) OBP: 0.375, SLG: 0.667		B FC 82 1 SAFE B FC 80 B SL 80 C FA 84 X FC 81 3-1 1-H HR		B FA 83 B FA 84 C FA 84 S FC 81 S CU 69 2-3 K ①		C FA 85 X FC 82 0-1 F9 ②		B FA 93 B FA 92 C FA 93 C FA 93 B FA 92 F FA 93 F FA 92 B FA 93 4-2 BB		3	1	1	2	1	1	0
Mark DeRosa, R (1, 4) OBP: 0.500, SLG: 0.200		C FA 84 B CU 69 C FA 86 C FC 81 1-3 K ①		F SL 82 C FC 80 X CU 68 0-2 G6-3 ②		S CH 78 F CU 70 B FC 83 B FC 82 B FA 87 B FC 83 4-2 33 2B BB		C CU 75 F FA 93 C FA 92 0-3 K ②		3	1	0	0	1	2	1
Jacque Jones, L (1, 8) OBP: 0.500, SLG: 0.200		B FC 83 B FC 82 B FA 86 B FA 84 4-0 BB		C CU 70 X FC 82 0-1 1B		B CU 71 F FC 80 C CU 70 D FA 87 F FC 82 B FC 80 F FA 84 B CU 70 4-2 33 2B 1-2 BB		S CH 86 B FA 92 X FA 92 1-1 G4-3 ③		2	1	1	0	2	0	1
30 Ted Lilly, L (1, 1) 22 Kevin Hart, R (4, 1) 47 Scott Eyre, L (6, 1) 43 Michael Wuertz, R (6, 1) Ronny Cedeno, R (8, PH) 33 Daryle Ward, L (8, PH) AB: 1 AVG: .000 34 Kerry Wood, R (8, 1) 46 Ryan Dempster, R (8, 1) 17 Mike Fontenot, L (9, PH)		L FC 81 L SL 82 B CU 70 L FC 81 1-3 K ②		D FC 81 S FA 84 B FA 87 M FC 83 F FA 85 C CU 70 2-3 K ③		B CH 83 C SL 80 B SL 77 B FA 95 F FA 94 X FA 93 3-2 1-H 2-H 2B		C FA 96 B FA 96 C FA 94 S FA 95 1-3 K ①	2 0 0 0 0 2 2 0 0 0 0 0 0 0 0 0 0 0 0 0 0 0 0 0 0 0 0 0 0 0 0 0 0 0 0 1 0 1 2 0 0 0 0 0 0 0 0 0 0 0 0 0 0 0 0 0 1 0 0 0 0 1 0						
Inning Stats	R: 0 E: 0 K: 2 S: 14 H: 1 LOB: 1 BB: 0 P: 19	R: 2 E: 0 K: 3 S: 14 H: 2 LOB: 1 BB: 1 P: 24	R: 0 E: 0 K: 0 S: 10 H: 0 LOB: 1 BB: 1 P: 16	R: 0 E: 0 K: 2 S: 12 H: 1 LOB: 1 BB: 0 P: 16	R: 0 E: 0 K: 1 S: 8 H: 1 LOB: 1 BB: 0 P: 16	R: 2 E: 0 K: 1 S: 17 H: 1 LOB: 1 BB: 2 P: 30	R: 0 E: 0 K: 0 S: 7 H: 1 LOB: 0 BB: 0 P: 10	R: 0 E: 0 K: 1 S: 12 H: 0 LOB: 1 BB: 1 P: 19	R: 0 E: 1 K: 3 S: 16 H: 1 LOB: 2 BB: 0 P: 21	1B: 6 2B: 1 3B: 0 HR: 1 SF: 0 SAC: 0 DP: 1 HBP: 0						

TOP	
AB	35
R	4
H	8
RBI	4
BB	5
SO	13
LOB	19

WP: 0 PB: 1 SB: 0 CS: 0 PA: 40

PITCHER		IP	WLS	BF	H	R	ER	SO	BB	IBB	HBP	BLK	WP	HR	S	P	ERA	WHIP
49 Doug Davis, L ERA: 6.35	(1, 1)	5.2	W	26	5	4	4	8	4	0	0	0	0	1	69	112	6.35	1.588
37 Juan Cruz, R ERA:	(6, 1)	0.1		2	1	0	0	1	0	0	0	0	0	0	6	9	0.00	3.000
56 Ramon Pena, R ERA:	(7, 1)	1.0		3	1	0	0	0	0	0	0	0	0	0	7	10	0.00	1.000
Brandon Lyon, R ERA:	(8, 1)	1.0		4	0	0	0	1	1	0	0	0	0	0	12	19	0.00	1.000
Jose Valverde, R ERA:	(9, 1)	1.0		5	1	0	0	3	0	0	0	0	0	0	16	21	0.00	1.000

PITCHER	IP	WLS	BF	H	R	ER	SO	BB	IBB	HBP	BLK	WP	HR	S	P	ERA	WHIP

Chicago Cubs @ Arizona Diamondbacks

Chase Field, Phoenix, AZ

Thu Oct 04 2007, 7:00 PM MST

Att. 48,575 - Roof Closed - 75 F

livebaseballscorecards.com

BOTTOM

Batter	1	2	3	4	5	6	7	8	9	AB	R	H	RBI	BB	SO	LOB
24 Chris Young, R (1, 8) OBP: 0.444, SLG: 0.714	B FA 92 F FA 91 B CU 72 B FC 84 B FA 91 4-1 34 FC4-6 22 BB BB	F FA 91 B FA 92 C CU 74 B CU 75 B CU 74 X FA 92 3-2 2-H 3-H HR		1 SAFE B FA 91 B CH 82 C CU 71 B FA 91 B FA 92 4-1 6 3B 1-2 BB	B FA 93 D CH 86 D SL 87 S FA 91 S SL 86 S SL 86 3-3 ② K			C FA 95 F FA 95 S SL 87 0-3 ② K		3	2	1	3	2	2	2
6 Stephen Drew, L (1, 6) OBP: 0.444, SLG: 1.000	1 SAFE B FA 90 1 SAFE S FA 90 S SL 85 S FC 86 1-3 ① K	S FC 85 C FC 83 B CU 73 X FC 85 1-2 22 3B 1B		B FC 85 D FC 84 S FC 85 S FC 85 X FC 85 2-2 1-H 2-H 3B	C SL 87 B FA 92 F SL 87 B SL 87 F SL 88 B CH 84 X SL 87 3-2 ③ G1-3 2-3			B FA 94 X CH 84 1-0 ③ G3-1		5	1	2	2	0	1	3
22 Eric Byrnes, R (1, 7) OBP: 0.250, SLG: 0.429	1 SAFE 1 SAFE C FA 91 D CU 73 B FA 92 C FA 92 1 SAFE B CU 74 F FC 85 4-2 B FC 85 34 FC4-6 1-2 BB	1 SAFE 1 SAFE B SL 82 X FA 91 1-0 1-H 3B		B CU 80 B CU 79 D SL 87 C FA 95 F CU 80 S FA 95 3-3 ② K		B FA 96 S FA 96 B FA 97 S FA 96 B FA 97 T FA 97 3-2 ① K				3	0	1	1	1	2	1
34 Conor Jackson, R (1, 3) 56 Ramon Pena, R (7, 1) Brandon Lyon, R (8, 1) Jose Valverde, R (9, 1)	C FA 92 X FA 92 0-1 ② FC4-6 1-2f 2-3	B FC 85 B FC 85 B FA 90 X FA 90 3-0 ③ G5-3		B CU 80 C FA 94 B SL 87 F SL 87 B SL 86 C SL 85 3-3 ③ K		C FA 96 F SL 85 F FA 97 F SL 86 F FA 96 B CU 80 X FA 96 1-2 ② F9				4 0 0 0	0 0 0 0	0 0 0 0	0 0 0 0	0 0 0 0	1 0 0 0	4 0 0 0
27 Mark Reynolds, R (1, 5) OBP: 0.429, SLG: 0.833	F FA 86 D CU 75 B CU 73 B FA 87 C SL 86 F CU 73 S FA 93 3-3 ③ K		X FA 88 0-0 19 G6-4-3 1B		C FA 94 B CU 80 B SL 86 B SL 85 C SL 85 B FA 94 4-2 10 WP 11 1B BB	S SL 86 X SL 86 0-1 ③ F9				3	1	1	0	1	1	2
19 Chris Snyder, R (1, 2) OBP: 0.286, SLG: 0.167		C FA 89 B CU 72 C CU 72 B FA 91 X CU 71 2-2 49 SH5-4 10 BB 24 HR 1B	S FA 90 C CU 72 X CU 74 0-2 ① ② G6-4-3 1-2f		C FA 92 B FA 90 C SL 85 F FA 92 D CU 77 X FA 91 2-2 ① F9		X FA 95 0-0 ① G6-3			4	1	1	0	0	0	2
10 Justin Upton, R (1, 9) OBP: 0.750, SLG: 0.500		B FA 92 F FA 91 D CU 73 C FC 84 B FA 92 B FC 86 4-2 49 SH5-4 24 HR 1-2 BB	B CU 71 X CH 81 1-0 ③ P2		B SL 87 T FA 92 B FA 91 B FA 92 B SL 85 4-1 11 1B 49 SH 1-2 BB		B FA 95 B SL 85 S FA 95 C FA 96 X SL 86 2-2 11 G6-3 1B			2	2	1	0	2	0	0
11 Augie Ojeda, S (1, 4) OBP: 0.571, SLG: 0.714		B FA 90 F FA 89 C SL 82 F CU 71 C FC 85 1-3 ① K	X FA 87 0-0 24 BB 6 3B 1B		C CU 76 F FA 91 F SL 84 B FA 91 F FA 92 X FA 91 1-2 6 WP 49 SH 1-3 2-H 1B		1 SAFE S FA 95 F FA 95 F FA 95 X CU 77 0-2 ② ③ G6-3 1-2f			4	1	2	1	0	1	3
49 Doug Davis, R (1, 1) 37 Juan Cruz, R (6, 1) Tony Clark, S (7, 3)		X FA 89 0-0 ② SH5-4 1-2 2-3	L FA 88 1 SAFE B CU 71 L FA 88 M CU 72 1-3 ① K		X SL 87 0-0 SH 1-2 3-H			F FA 94 B CH 84 B CH 84 F FA 94 B CH 85 S CH 85 3-3 ① K		1 0 1	0 0 0	0 0 0	1 0 0	0 0 0	1 0 1	1 0 0
Inning Stats	R: 0 E: 0 K: 2 S: 13 H: 0 LOB: 2 BB: 2 P: 25	R: 4 E: 0 K: 1 S: 18 H: 4 LOB: 1 BB: 1 P: 33	R: 0 E: 0 K: 0 S: 5 H: 1 LOB: 0 BB: 0 P: 6	R: 2 E: 0 K: 3 S: 14 H: 2 LOB: 1 BB: 1 P: 27	R: 2 E: 0 K: 1 S: 20 H: 1 LOB: 2 BB: 2 P: 37	R: 0 E: 0 K: 1 S: 11 H: 0 LOB: 0 BB: 0 P: 15	R: 0 E: 0 K: 0 S: 8 H: 1 LOB: 0 BB: 0 P: 10	R: 0 E: 0 K: 2 S: 7 H: 0 LOB: 0 BB: 0 P: 11		1B: 6 2B: 0 3B: 2 HR: 1	SF: 0 SAC: 2 DP: 2 HBP: 0					

PITCHER	IP	WLS	BF	H	R	ER	SO	BB	IBB	HBP	BLK	WP	HR	S	P	ERA	WHIP
30 Ted Lilly, L (1, 1) ERA: 16.2	3.1	L	20	7	6	6	4	4	0	0	0	0	1	44	79	16.20	3.300
22 Kevin Hart, R (4, 1) ERA: 18.0	1.0		5	0	2	2	2	2	0	0	0	1	0	13	29	18.00	2.000
47 Scott Eyre, L (5, 1) ERA:	0.0		1	1	0	0	0	0	0	0	0	0	0	5	6	∞	∞
43 Michael Wuertz, R (5, 1) ERA:	0.2		3	0	0	0	1	0	0	0	0	1	0	8	14	0.00	0.000
34 Kerry Wood, R (6, 1) ERA:	2.0		6	1	0	0	1	0	0	0	0	0	0	19	25	0.00	0.500

PITCHER	IP	WLS	BF	H	R	ER	SO	BB	IBB	HBP	BLK	WP	HR	S	P	ERA	WHIP
46 Ryan Dempster, R (8, 1) ERA:	1.0		3	0	0	0	2	0	0	0	0	0	0	7	11	0.00	0.000

AB	30
R	8
H	9
RBI	8
BB	6
SO	10
LOB	18

WP: 2 PA: 38
PB: 0
SB: 0
CS: 0

Arizona Diamondbacks @ Chicago Cubs

Wrigley Field, Chicago, IL

Sat Oct 06 2007, 5:00 PM CDT

Att. 42,157 - Clear - 82 F

TOP

livebaseballscorecards.com

Batter	1	2	3	4	5	6	7	8	9	AB	R	H	RBI	BB	SO	LOB
24 Chris Young, R (1, 8) OBP: 0.429, SLG: 0.818	X FA 91 0-0 HR	L CU 74 F FA 90 B CU 74 B CU 71 B CU 79 C CH 81 3-3 ② K		S CH 88 S CH 87 B SL 89 B SL 87 D SL 88 B SL 87 4-2 22 FC5-4 1-2 2-3 BB		C CU 80 S CU 80 B SL 81 C FA 92 1-3 ① K		B FA 95 C FA 95 F FA 95 B FA 96 B FA 95 S FA 96 3-3 ③ K		4	1	1	1	1	3	0
6 Stephen Drew, L (1, 6) OBP: 0.500, SLG: 1.143	B FA 91 B FA 92 C FA 91 X FA 91 2-1 10 1B 2B	B FA 92 B CU 82 X FA 90 2-0 22 S 1B		C FA 93 T SL 89 S SL 89 0-3 ① K		B FA 94 B CU 80 C CU 77 C CU 78 B CU 80 S CU 77 3-3 ② K			B FA 97 C FA 96 F SL 86 F FA 97 F FA 97 B CU 81 X FA 97 2-2 HR	5	2	3	1	0	2	3
22 Eric Byrnes, R (1, 7) OBP: 0.308, SLG: 0.667	M CU 75 B CU 74 F FA 92 T CU 75 1-2 ① K	B CU 73 B FA 89 B CU 74 C FA 90 X FA 91 3-1 ③ F9 1-2		C CH 79 D SL 88 F SL 86 X SL 88 1-2 ② FC5-4 1-2f 2-3 3-H		B FA 95 X CU 79 1-0 HR			B FA 97 X FA 96 1-0 G2-3 S 1B	5	1	2	2	0	1	4
34 Conor Jackson, R (1, 3) OBP: 0.111, SLG: 0.250 Tony Clark, S (8, 3)	C CU 74 B FA 92 F CU 74 B FA 93 C FA 92 2-3 ② K		X FA 88 0-0 2B	1 SAFE D SL 87 B SL 85 X SL 86 2-0 ③ F8		F FA 94 B FA 93 C CU 80 S CU 80 1-3 ③ K			C FA 96 T FA 97 F FA 97 X SL 86 0-2 ① G2-3 1-3	4 1	0 0	1 0	0 0	0 0	2 0	3 1
27 Mark Reynolds, R (1, 5) OBP: 0.333, SLG: 0.500	B CU 74 B CU 74 D FA 85 S FA 91 S FA 92 B FA 92 4-2 10 1B BB		S CH 82 B FA 90 B CH 83 S FA 89 X CU 73 2-2 ① L3		C CU 80 S CU 82 B SL 81 X CU 80 1-2 ① P5		B FA 95 S FA 96 S FA 95 S FA 95 1-3 ① K		B FA 97 S SL 84 S SL 86 S SL 86 1-3 ② K	4	0	0	0	1	2	2
10 Justin Upton, R (1, 9) OBP: 0.750, SLG: 0.600 56 Ramon Pena, R (7, 1) Brandon Lyon, R (8, 1) Jeff Cirillo, R (9, PH) Jose Valverde, R (9, 1)	B FA 91 B FA 92 X FA 91 2-0 11 HBP 1-3 2-H 1B		B FA 90 2 SAFE X FA 90 1-0 ② F9		B FA 95 B FA 93 C CU 79 S SL 79 B FA 93 B CU 80 4-2 11 S BB		X FA 96 0-0 11 G6-4-3 1B		F FA 96 F SL 86 X FA 96 0-2 ③ F9	3 0 0 1 0	0 0 0 0 0	2 0 0 0 0	1 0 0 0 0	1 0 0 0 0	0 0 0 1 0	1 0 0 1 0
11 Augie Ojeda, S (1, 4) OBP: 0.545, SLG: 0.556	B FA 91 1 SAFE C FA 91 H CU 74 2-1 1-2 HBP	C CU 73 B CU 73 C CH 83 F FA 91 F CU 74 B FA 89 F FA 89 F CU 73 X FA 89 2-2 ③ F8		1 SAFE 1 SAFE P PO 90 B FA 94 B CU 80 C FA 94 B FA 93 4-1 1-2 BB		F FA 95 X FA 95 0-1 ②③ G6-4-3 1-2f			2	0	0	0	1	0	2
26 Miguel Montero, L (1, 2) Jeff Salazar, L (7, 9)	C FA 91 C CU 74 B CU 74 B FA 90 X CU 75 2-2 ③ G4-3		F CU 83 C CU 73 B FA 91 B CU 73 B FA 88 B FA 88 4-2 24 BB 1B 22 FC5-4 BB	C CU 80 B FA 95 F CU 80 X FA 95 1-2 ② F6			B FA 95 C FA 95 B FA 95 T FA 95 F FA 96 S FA 95 2-3 ① K	2 1	1 0	0 0	0 0	1 0	0 1	5 0
Livan Hernandez, R (1, 1) OBP: 0.333, SLG: 0.333 19 Chris Snyder, R (7, 2) OBP: 0.250, SLG: 0.143		C FA 89 C FA 89 X CU 74 0-2 ① G3		B FA 89 X FA 90 1-0 22 FC5-4 24 BB 1-2 1B	C SL 82 F CU 79 B FA 94 F CU 79 S CU 81 1-3 ③ K			C FA 96 C FA 95 F FA 94 S FA 95 0-3 ② K	3 1	0 0	1 0	0 0	0 0	1 1	2 0
Inning Stats	R: 2 E: 0 K: 2 S: 16 H: 3 LOB: 3 BB: 1 P: 31	R: 0 E: 0 K: 1 S: 9 H: 1 LOB: 1 BB: 0 P: 17	R: 0 E: 0 K: 0 S: 12 H: 1 LOB: 1 BB: 0 P: 17	R: 1 E: 0 K: 1 S: 12 H: 1 LOB: 2 BB: 2 P: 24	R: 0 E: 0 K: 1 S: 14 H: 0 LOB: 2 BB: 2 P: 24	R: 1 E: 0 K: 3 S: 10 H: 1 LOB: 0 BB: 0 P: 16	R: 0 E: 0 K: 1 S: 6 H: 1 LOB: 0 BB: 0 P: 7	R: 0 E: 0 K: 3 S: 11 H: 0 LOB: 0 BB: 0 P: 16	R: 1 E: 0 K: 1 S: 16 H: 2 LOB: 1 BB: 0 P: 20	1B: 5 2B: 2 3B: 0 HR: 3 SF: 0 SAC: 0 DP: 1 HBP: 1						

AB	36
R	5
H	10
RBI	5
BB	5
SO	13
LOB	24

WP: 0 PB: 0 SB: 3 CS: 0 PA: 42

PITCHER		IP	WLS	BF	H	R	ER	SO	BB	IBB	HBP	BLK	WP	HR	S	P	ERA	WHIP
53 Rich Hill, L ERA: 9.0	(1, 1)	3.0	L	18	6	3	3	3	2	0	1	0	0	1	40	73	9.00	2.667
43 Michael Wuertz, R ERA:	(4, 1)	1.0		4	0	0	0	1	1	0	0	0	0	0	9	16	0.00	1.000
49 Carlos Marmol, R ERA: 9.0	(5, 1)	2.0		9	1	1	1	4	2	0	0	0	0	1	24	40	4.50	1.500
Bob Howry, R ERA:	(7, 1)	2.0		6	1	0	0	4	0	0	0	0	0	0	17	23	0.00	0.500
34 Kerry Wood, R ERA: 3.0	(9, 1)	1.0		5	2	1	1	1	0	0	0	0	0	1	16	20	9.00	2.000

PITCHER	IP	WLS	BF	H	R	ER	SO	BB	IBB	HBP	BLK	WP	HR	S	P	ERA	WHIP

Batter	1	2	3	4	5	6	7	8	9	AB	R	H	RBI	BB	SO	LOB
12 Alfonso Soriano, R (1, 7) OBP: 0.200, SLG: 0.143	B FA 86 S CU 77 B B FA 86 F CU 77 F CU 70 B FA 88 4-2 2 G5-4-3 BB	B FA 86 B FA 86 X CU 79 2-0 ③ G4-3		C FA 87 X CU 61 0-1 ③ F7			F C X 0-2 ① G6-3		S FA 95 S FA 95 F FA 96 X FA 96 0-2 ③ F9	4	0	0	0	1	0	3
2 Ryan Theriot, R (1, 6) OBP: 0.308, SLG: 0.250	C FA 85 B FA 87 1 SAFE 1 SAFE B CU 78 B CU 78 X FA 85 3-1 ①② G5-4-3 1-2f		B FA 85 C FA 85 B SL 79 B CU 78 X FA 84 3-1 ① G6-3		B FA 84 B CU 77 B FA 84 C FA 83 B FA 85 4-1 16 BB 25 S BB		B FA 97 F FA 98 B SL 86 B FA 97 C FA 97 X FA 99 3-2 25 G4-6-3 1B			3	0	1	0	1	0	1
25 Derrek Lee, R (1, 3) OBP: 0.385, SLG: 0.333	C FA 87 X FA 87 0-1 HBP 1B		X SL 79 0-0 BB 1B		B SL 79 B FA 86 C CU 78 X FA 88 2-1 ① G6-3 1-2		B SL 89 S SL 88 B FA 96 F FA 97 X FA 99 2-2 ②③ G4-6-3 1-2f			4	0	2	0	0	0	2
Cliff Floyd, L (1, 9) OBP: 0.308, SLG: 0.250	C FA 87 H SL 82 1-1 1-2 HBP		B FA 84 B FA 84 C CU 77 F FA 84 B FC 57 B FA 86 4-2 16 G6-4-3 1-2 BB		C FA 85 B FA 86 B SL 80 B CU 69 B CU 78 4-1 16 BB BB			X FA 93 0-0 ① G6-3		1	0	0	0	2	0	0
16 Aramis Ramirez, R (1, 5) OBP: 0.417, SLG: 0.500	B SL 80 B SL 79 B CU 67 C FA 88 C CU 78 C FA 88 3-3 ③ K		S CU 79 S CU 63 B FA 86 B CU 78 X FA 88 2-2 ②③ G6-4-3 1-2f		C FA 87 B FA 87 D CU 77 B FA 86 B SL 79 4-1 G6-4-3 1-2 2-3 BB			B FA 93 B FA 94 C FA 94 X FA 93 2-1 ② G6-3		3	0	0	0	1	1	4
Mark DeRosa, R (1, 4) OBP: 0.500, SLG: 0.333		S FA 85 C FA 86 X FA 87 0-2 E6 FC4-6		S CU 77 X FA 85 0-1 2B G6-3 1B	B SL 78 B FA 87 C CU 78 B FA 85 X FA 86 3-1 ②③ G6-4-3 1-2f			C FA 93 B FC 91 B CU 77 F FA 93 F FA 93 F FA 93 B CU 77 F FA 93 F FA 92 3-2 X FA 93 1B		4	1	2	0	0	0	3
Jacque Jones, L (1, 8) OBP: 0.417, SLG: 0.333		C FA 86 B FA 85 X CH 77 1-1 ① FC4-6 53 FC1-5 1B 1-2f		C FA 85 C FA 85 B FA 86 F FA 86 B CU 78 B FA 86 X CU 68 3-2 17 G4-3 1-3 2B		B FA 84 X CH 77 1-0 ① G1-3		X FA 93 0-0 ③ L8		4	0	1	0	0	0	2
Jason Kendall, R (1, 2) OBP: 0.250, SLG: 0.250		B FA 86 1 SAFE B FA 84 C FA 84 X FA 84 2-1 53 FC1-5 1-2 1B		C CU 78 S SL 78 X CU 78 0-2 ① G6-3 3-H		C FA 84 B SL 79 X SL 78 1-1 ② F8			B FA 94 C FA 94 F FA 94 F FA 94 F FA 96 C FA 96 1-3 ① K	4	0	1	1	0	1	1
53 Rich Hill, L (1, 1) 43 Michael Wuertz, R (4, 1) 17 Mike Fontenot, L (4, PH) 49 Carlos Marmol, R (5, 1) 20 Felix Pie, L (6, PH) Bob Howry, L (7, 1) 34 Kerry Wood, R (9, 1) 33 Daryle Ward, L (9, PH) OBP: 0.667, SLG: 1.000		X FA 84 0-0 ② FC1-5 1-2 2-3f		C FA 85 X CH 74 0-1 ② G4-3 2-3		C FA 85 S CH 74 C FA 86 0-3 ③ K			C FA 95 S FA 95 C FA 96 0-3 ② K	1 0 1 0 1 0 0 1	0 0 0 0 0 0 0 0	0 0 0 0 0 0 0 0	0 0 0 0 0 0 0 0	0 0 0 0 1 0 0 1	0 0 0 0 0 0 0 0	2 0 1 0 0 0 0 0
Inning Stats	R: 0 E: 0 K: 1 S: 11 H: 1 LOB: 2 BB: 1 P: 22	R: 0 E: 1 K: 0 S: 9 H: 1 LOB: 2 BB: 0 P: 14	R: 0 E: 0 K: 0 S: 8 H: 1 LOB: 1 BB: 1 P: 17	R: 1 E: 0 K: 0 S: 13 H: 2 LOB: 1 BB: 0 P: 16	R: 0 E: 0 K: 0 S: 7 H: 0 LOB: 2 BB: 3 P: 24	R: 0 E: 0 K: 1 S: 6 H: 0 LOB: 0 BB: 0 P: 8	R: 0 E: 0 K: 0 S: 9 H: 1 LOB: 0 BB: 0 P: 14	R: 0 E: 0 K: 0 S: 11 H: 1 LOB: 1 BB: 0 P: 16	R: 0 E: 0 K: 2 S: 12 H: 0 LOB: 0 BB: 0 P: 13	1B: 6 2B: 1 3B: 0 HR: 0	SF: 0 SAC: 0 DP: 4 HBP: 1			WP: 0 PB: 0 SB: 1 CS: 0	PA: 37		

PITCHER		IP	WLS	BF	H	R	ER	SO	BB	IBB	HBP	BLK	WP	HR	S	P	ERA	WHIP
Livan Hernandez, R ERA: 1.5	(1, 1)	6.0	W	27	5	1	1	2	5	0	1	0	0	0	54	101	1.50	1.667
56 Ramon Pena, R ERA:	(7, 1)	1.0	H	3	1	0	0	0	0	0	0	0	0	0	9	14	0.00	1.000
Brandon Lyon, R ERA:	(8, 1)	1.0	H	4	1	0	0	0	0	0	0	0	0	0	11	16	0.00	1.000
Jose Valverde, R ERA:	(9, 1)	1.0		3	0	0	0	2	0	0	0	0	0	0	12	13	0.00	0.000

PITCHER	IP	WLS	BF	H	R	ER	SO	BB	IBB	HBP	BLK	WP	HR	S	P	ERA	WHIP

BOTTOM

Arizona Diamondbacks @ Chicago Cubs

Wrigley Field, Chicago, IL

Sat Oct 06 2007, 5:00 PM CDT

Att. 42,157 - Clear - 82 F

livebaseballscorecards.com

AB	31
R	1
H	7
RBI	1
BB	5
SO	4
LOB	19