

Chicago Cubs - 2007

Batter	1	2	3	4	5	6	7	8	9	AB	R	H	RBI	BB	SO	LOB	TOP								
23 Rickie Weeks Jr., R OBP: 0.353, SLG: 0.154 61 Hernan Iribarren, L OBP: 0.500, SLG: 0.700										3	0	1	0	0	1	1	Milwaukee Brewers @ Chicago Cubs Hohokam Park, Mesa, AZ Tue Mar 06 2007, 3:05 PM EST Att: 8,140 - Sunny - 75 F								
7 J.J. Hardy, R OBP: 0.333, SLG: 0.412 21 Drew Anderson, L OBP: 0.273, SLG: 0.400										4	0	0	0	0	3	1									
1 Corey Hart, R OBP: 0.571, SLG: 0.385 20 Laynce Nix, L OBP: 0.429, SLG: 0.833										3	0	0	0	1	1	2									
2 Bill Hall, R OBP: 0.400, SLG: 0.438 74 Yohannis Perez, R OBP: 0.273, SLG: 0.390										3	1	1	1	1	1	1									
Geoff Jenkins, L OBP: 0.563, SLG: 0.533 55 JD Closser, S OBP: 0.455, SLG: 0.900											3	0	0	0	1	3									
Johnny Estrada, S OBP: 0.571, SLG: 0.714 92 Brad Nelson, L (6, 3)											3	0	2	1	0	0									
8 Vinny Rottino, R OBP: 0.273, SLG: 0.350											3	0	0	0	1	0									
52 Jose Capellan, R (8, 1) 67 Luther Hackman, R (9, 1)										0	0	0	0	0	0	0									
Craig Counsell, L OBP: 0.286, SLG: 0.250 13 Zach Jackson, L (6, 1) 57 Ozzie Chavez, S OBP: 0.286, SLG: 0.231 (8, PH)											3	0	1	0	0	1									
46 Claudio Vargas, R (1, 1) 62 Grant Balfour, R (4, 1) 64 Lou Palmisano, R (5, PH) 50 Chris Spurling, R (5, 1) 22 Tony Gwynn Jr., L OBP: 0.333, SLG: 0.429 (6, 7)										1	0	0	0	0	0	1									
Inning Stats	R: 0 E: 0 K: 1 S: 6	H: 1 LOB: 2 BB: 1 P: 10	R: 0 E: 0 K: 0 S: 4	H: 1 LOB: 1 BB: 0 P: 4	R: 0 E: 0 K: 1 S: 5	H: 0 LOB: 1 BB: 0 P: 6	R: 0 E: 0 K: 2 S: 8	H: 1 LOB: 1 BB: 0 P: 8	R: 0 E: 0 K: 1 S: 5	H: 0 LOB: 0 BB: 0 P: 5	R: 1 E: 2 K: 0 S: 6	H: 1 LOB: 2 BB: 0 P: 6	R: 1 E: 1 K: 0 S: 5	H: 1 LOB: 2 BB: 2 P: 13	R: 0 E: 0 K: 0 S: 2	H: 0 LOB: 0 BB: 1 P: 6	R: 0 E: 1 K: 1 S: 7	H: 1 LOB: 3 BB: 1 P: 11	1B: 5 2B: 1 3B: 0 HR: 0	SF: 0 SAC: 0 DP: 1 HBP: 1	WP: 0 PB: 0 SB: 1 CS: 0	PA: 41			
PITCHER	IP	WLS	BF	H	R	ER	SO	BB	IBB	HBP	BLK	WP	HR	S	P	ERA	WHIP								
Jason Marquis, R ERA: 1.8	3.0		13	2	0	0	2	1	0	1	0	0	0	15	20	0.00	1.000								
46 Ryan Dempster, R ERA: 1.8	1.0	H	4	1	0	0	2	0	0	0	0	0	0	8	8	0.00	1.000								
37 Angel Guzman, R ERA: 2.7	2.0	H	9	1	1	0	1	0	0	0	0	0	0	11	11	0.00	0.500								
73 Sean Gallagher, R ERA: 3.0	1.0	B	6	1	1	1	0	2	0	0	0	0	0	5	13	9.00	3.000								
63 Carmen Pignatiello, L ERA:	1.0		3	0	0	0	0	1	0	0	0	0	0	2	6	0.00	1.000								

AB	35
R	2
H	6
RBI	2
BB	5
SO	6
LOB	27



Batter	1	2	3	4	5	6	7	8	9	AB	R	H	RBI	BB	SO	LOB	BOTTOM								
12 Alfonso Soriano, R OBP: 0.250, SLG: 0.417 76 Micah Hoffpauir, L OBP: 0.750, SLG: 2.000										4	0	0	0	0	1	1	Milwaukee Brewers @ Chicago Cubs Hohokam Park, Mesa, AZ Tue Mar 06 2007, 3:05 PM EST Att: 8,140 - Sunny - 75 F								
65 Eric Patterson, L OBP: 0.375, SLG: 0.875										4	1	2	0	0	1	0									
25 Derrek Lee, R OBP: 0.500, SLG: 0.833 63 Carmen Pignatiello, R (8, 1) 60 Les Walrond, L (9, 1)										4	1	2	0	0	1	2									
16 Aramis Ramirez, R OBP: 0.182, SLG: 0.100 64 Casey McGehee, R OBP: 0.333, SLG: 0.333										0	0	0	0	0	0	0									
16 Aramis Ramirez, R OBP: 0.182, SLG: 0.100 64 Casey McGehee, R OBP: 0.333, SLG: 0.333										3	0	0	0	0	4	0									
Jacque Jones, L OBP: 0.182, SLG: 0.182 67 Chris Walker, S (7, 9)										3	0	1	2	0	1	0									
66 Tyler Colvin, L (1, 7) 2 Ryan Theriot, R OBP: 0.400, SLG: 0.700 (5, 6)										2	0	0	0	0	2	1									
24 Henry Blanco, R OBP: 0.125, SLG: 0.125 61 Koyie Hill, S OBP: 0.500, SLG: 0.333										2	0	0	0	0	1	0									
Cesar Izturis, S OBP: 0.500, SLG: 0.571 37 Angel Guzman, R (5, 1) 56 Brian Dopirak, R OBP: 0.200, SLG: 0.200 73 Sean Gallagher, R (7, 1) 17 Felix Pie, L OBP: 0.429, SLG: 0.385 (8, 8)										1	0	0	0	1	0	0									
Jason Marquis, L (1, 1) 46 Ryan Dempster, R (4, 1) 27 Buck Coats, L OBP: 0.364, SLG: 0.400 (4, PH) (5, 7)										1	0	0	0	0	0	0									
Inning Stats	R: 2 E: 0 K: 1 S: 8	H: 3 LOB: 1 BB: 0 P: 8	R: 0 E: 0 K: 1 S: 5	H: 0 LOB: 0 BB: 0 P: 5	R: 0 E: 0 K: 1 S: 6	H: 1 LOB: 1 BB: 0 P: 6	R: 0 E: 0 K: 1 S: 6	H: 1 LOB: 1 BB: 0 P: 10	R: 0 E: 0 K: 1 S: 6	H: 1 LOB: 1 BB: 0 P: 6	R: 0 E: 0 K: 0 S: 4	H: 1 LOB: 1 BB: 0 P: 4	R: 0 E: 0 K: 0 S: 5	H: 2 LOB: 2 BB: 0 P: 5	R: 1 E: 0 K: 0 S: 2	H: 1 LOB: 0 BB: 0 P: 2	1B: 6 2B: 4 3B: 0 HR: 1	SF: 0 SAC: 1 DP: 0 HBP: 0	WP: 0 PB: 0 SB: 1 CS: 0	PA: 37					
PITCHER	IP	WLS	BF	H	R	ER	SO	BB	IBB	HBP	BLK	WP	HR	S	P	ERA	WHIP								
46 Claudio Vargas, R ERA: 13.5	3.0		13	4	2	2	3	0	0	0	0	0	0	19	19	6.00	1.333								
62 Grant Balfour, R ERA: 16.2	1.0		5	1	0	0	1	1	0	0	0	0	0	6	10	0.00	2.000								
50 Chris Spurling, R ERA:	1.0		4	1	0	0	1	0	0	0	0	0	0	6	6	0.00	1.000								
13 Zach Jackson, L ERA: 2.08	2.0		8	2	0	0	1	0	0	0	0	0	0	10	10	0.00	1.000								
52 Jose Capellan, R ERA: 4.5	1.0		5	2	0	0	0	0	0	0	0	0	0	5	5	0.00	2.000								

AB	35
R	3
H	11
RBI	3
BB	1
SO	6
LOB	16



Batter	1	2	3	4	5	6	7	8	9	AB	R	H	RBI	BB	SO	LOB	TOP							
8 Termel Sledge, L (1,9) Mike Baxter, L (5,9) OBP: 0.368, SLG: 0.833 OBP: 0.500, SLG: 0.500	F9		K		K				G4-3	3	0	0	0	0	2	2								
Todd Walker, L (1,4) 10 Craig Stansbery, R (5,4) OBP: 0.250, SLG: 0.267 OBP: 0.400, SLG: 0.333			G3		F8					3	0	1	0	0	0	2								
Mike Cameron, R (1,8) Yordany Ramirez, R (6,8)			P6						G1-6-3	3	0	0	0	0	2	2								
23 Adrián González, L (1,3) Matt Antonelli, R (6,5)					F9					3	0	0	0	0	1	1								
5 Kevin Kouzmanoff, R (1,5) 21 Heath Bell, R (6,1) 82 Brett Dowdy, R (7,PH) 40 Royce Ring, L (7,1)					G4-3					3	2	2	1	0	0	0								
18 Paul McNulty, L (1,7) 79 Aaron Rakers, R (4,1) 67 Royce Huffman, R (6,PH) OBP: 0.333, SLG: 0.364					F9					2	0	1	1	0	0	0								
53 Pete Laforest, L (1,2) 70 Luke Carlin, S (6,PH) OBP: 0.250, SLG: 0.143										2	1	1	0	0	1	1								
1 Manny Alexander, R (1,6) Juan Ciriaco, R (5,6) OBP: 0.286, SLG: 0.286 OBP: 0.500, SLG: 1.000										2	0	1	0	0	0	1								
44 Jake Peavy, R (1,1) 41 Kevin Cameron, R (3,1) 76 Will Venable, L (4,7) OBP: 1.000, SLG: 2.000 OBP: 0.417, SLG: 0.500										1	0	1	0	0	0	0								
Inning Stats	R: 0 E: 0 K: 1 S: 6	H: 1 LOB: 1 BB: 0 P: 6	R: 1 E: 0 K: 1 S: 6	H: 2 LOB: 0 BB: 0 P: 6	R: 0 E: 0 K: 1 S: 6	H: 1 LOB: 1 BB: 0 P: 6	R: 0 E: 0 K: 0 S: 3	H: 0 LOB: 0 BB: 0 P: 3	R: 1 E: 0 K: 1 S: 7	H: 2 LOB: 1 BB: 0 P: 7	R: 1 E: 0 K: 3 S: 11	H: 2 LOB: 1 BB: 0 P: 11	R: 3 E: 0 K: 1 S: 9	H: 4 LOB: 1 BB: 0 P: 9	R: 0 E: 0 K: 1 S: 7	H: 1 LOB: 0 BB: 0 P: 7	R: 0 E: 0 K: 0 S: 3	H: 1 LOB: 1 BB: 1 P: 7	1B: 5 2B: 8 3B: 0 HR: 1	SF: 1 SAC: 0 DP: 3 HBP: 0	WP: 0 PB: 0 SB: 0 CS: 0	PA: 39		
PITCHER	IP WLS BF H R ER SO BB IBB HBP BLK WP HR S P ERA WHIP	IP WLS BF H R ER SO BB IBB HBP BLK WP HR S P ERA WHIP	IP WLS BF H R ER SO BB IBB HBP BLK WP HR S P ERA WHIP	IP WLS BF H R ER SO BB IBB HBP BLK WP HR S P ERA WHIP	IP WLS BF H R ER SO BB IBB HBP BLK WP HR S P ERA WHIP	IP WLS BF H R ER SO BB IBB HBP BLK WP HR S P ERA WHIP	IP WLS BF H R ER SO BB IBB HBP BLK WP HR S P ERA WHIP	IP WLS BF H R ER SO BB IBB HBP BLK WP HR S P ERA WHIP	IP WLS BF H R ER SO BB IBB HBP BLK WP HR S P ERA WHIP	IP WLS BF H R ER SO BB IBB HBP BLK WP HR S P ERA WHIP	IP WLS BF H R ER SO BB IBB HBP BLK WP HR S P ERA WHIP	IP WLS BF H R ER SO BB IBB HBP BLK WP HR S P ERA WHIP	IP WLS BF H R ER SO BB IBB HBP BLK WP HR S P ERA WHIP	IP WLS BF H R ER SO BB IBB HBP BLK WP HR S P ERA WHIP	IP WLS BF H R ER SO BB IBB HBP BLK WP HR S P ERA WHIP	IP WLS BF H R ER SO BB IBB HBP BLK WP HR S P ERA WHIP	IP WLS BF H R ER SO BB IBB HBP BLK WP HR S P ERA WHIP	IP WLS BF H R ER SO BB IBB HBP BLK WP HR S P ERA WHIP	IP WLS BF H R ER SO BB IBB HBP BLK WP HR S P ERA WHIP	IP WLS BF H R ER SO BB IBB HBP BLK WP HR S P ERA WHIP	IP WLS BF H R ER SO BB IBB HBP BLK WP HR S P ERA WHIP	IP WLS BF H R ER SO BB IBB HBP BLK WP HR S P ERA WHIP	IP WLS BF H R ER SO BB IBB HBP BLK WP HR S P ERA WHIP	IP WLS BF H R ER SO BB IBB HBP BLK WP HR S P ERA WHIP

San Diego Padres @ Chicago Cubs
Hohokam Park, Mesa, AZ
Fri Mar 09 2007, 3:05 PM EST
Att: 8,513 - Sunny - 81 F

AB	37
R	6
H	14
RBI	6
BB	1
SO	9
LOB	19



Batter	1	2	3	4	5	6	7	8	9	AB	R	H	RBI	BB	SO	LOB	BOTTOM						
12 Alfonso Soriano, R (1,8) Josh Lansford, R (6,5) OBP: 0.250, SLG: 0.500 OBP: 0.500, SLG: 0.500	L6		F7		P6				E6	4	0	0	0	0	0	3							
Cesar Izturis, S (1,6) 67 Chris Walker, S (5,FR) OBP: 0.600, SLG: 0.583 OBP: 0.286, SLG: 0.167										2	2	1	0	2	0	0							
25 Derrek Lee, R (1,3) 24 Henry Blanco, R (6,2) OBP: 0.550, SLG: 0.800 OBP: 0.154, SLG: 0.154										4	2	2	0	0	1	1							
16 Aramis Ramirez, R (1,5) 29 Angel Pagán, S (6,9) OBP: 0.421, SLG: 0.706 OBP: 0.333, SLG: 0.200										3	2	2	4	1	0	0							
Jacque Jones, L (1,9) 47 Scott Eyre, L (5,1) 65 Eric Patterson, L (5,PH) OBP: 0.333, SLG: 0.294 OBP: 0.455, SLG: 0.818										2	0	0	0	1	1	3							
Michael Barrett, R (1,2) 49 Carlos Marmol, R (6,1) 70 John Webb, R (7,1) 83 Adalberto Mendez, R (7,1) 13 Will Ohman, L (9,1) OBP: 0.529, SLG: 0.875 OBP: 0.400, SLG: 0.666										4	1	2	2	0	0	3							
27 Buck Coats, L (1,7) OBP: 0.545, SLG: 0.600										4	1	3	1	1	1	1							
Tomas Perez, S (1,4) Dylan Johnston, L (6,FR) OBP: 0.375, SLG: 0.385										4	0	3	1	0	0	3							
53 Rich Hill, L (1,1) 9 Scott Moore, L (3,PH) Bob Howry, L (4,1) 76 Micah Hoffpauir, L (4,PH) OBP: 0.400, SLG: 0.666										1	0	0	0	0	1	3							
Inning Stats	R: 0 E: 0 K: 1 S: 5	H: 3 LOB: 3 BB: 0 P: 10	R: 4 E: 0 K: 0 S: 7	H: 4 LOB: 3 BB: 3 P: 19	R: 2 E: 0 K: 0 S: 5	H: 2 LOB: 3 BB: 3 P: 17	R: 2 E: 0 K: 0 S: 6	H: 3 LOB: 1 BB: 0 P: 7	R: 2 E: 1 K: 2 S: 8	H: 3 LOB: 1 BB: 0 P: 11	R: 0 E: 0 K: 2 S: 8	H: 1 LOB: 1 BB: 0 P: 8	R: 0 E: 1 K: 0 S: 5	H: 1 LOB: 2 BB: 0 P: 5	1B: 14 2B: 2 3B: 0 HR: 1	SF: 0 SAC: 1 DP: 0 HBP: 0	WP: 0 PB: 0 SB: 1 CS: 0	PA: 49					
PITCHER	IP WLS BF H R ER SO BB IBB HBP BLK WP HR S P ERA WHIP	IP WLS BF H R ER SO BB IBB HBP BLK WP HR S P ERA WHIP	IP WLS BF H R ER SO BB IBB HBP BLK WP HR S P ERA WHIP	IP WLS BF H R ER SO BB IBB HBP BLK WP HR S P ERA WHIP	IP WLS BF H R ER SO BB IBB HBP BLK WP HR S P ERA WHIP	IP WLS BF H R ER SO BB IBB HBP BLK WP HR S P ERA WHIP	IP WLS BF H R ER SO BB IBB HBP BLK WP HR S P ERA WHIP	IP WLS BF H R ER SO BB IBB HBP BLK WP HR S P ERA WHIP	IP WLS BF H R ER SO BB IBB HBP BLK WP HR S P ERA WHIP	IP WLS BF H R ER SO BB IBB HBP BLK WP HR S P ERA WHIP	IP WLS BF H R ER SO BB IBB HBP BLK WP HR S P ERA WHIP	IP WLS BF H R ER SO BB IBB HBP BLK WP HR S P ERA WHIP	IP WLS BF H R ER SO BB IBB HBP BLK WP HR S P ERA WHIP	IP WLS BF H R ER SO BB IBB HBP BLK WP HR S P ERA WHIP	IP WLS BF H R ER SO BB IBB HBP BLK WP HR S P ERA WHIP	IP WLS BF H R ER SO BB IBB HBP BLK WP HR S P ERA WHIP	IP WLS BF H R ER SO BB IBB HBP BLK WP HR S P ERA WHIP	IP WLS BF H R ER SO BB IBB HBP BLK WP HR S P ERA WHIP	IP WLS BF H R ER SO BB IBB HBP BLK WP HR S P ERA WHIP	IP WLS BF H R ER SO BB IBB HBP BLK WP HR S P ERA WHIP	IP WLS BF H R ER SO BB IBB HBP BLK WP HR S P ERA WHIP	IP WLS BF H R ER SO BB IBB HBP BLK WP HR S P ERA WHIP	IP WLS BF H R ER SO BB IBB HBP BLK WP HR S P ERA WHIP

San Diego Padres @ Chicago Cubs
Hohokam Park, Mesa, AZ
Fri Mar 09 2007, 3:05 PM EST
Att: 8,513 - Sunny - 81 F

AB	42
R	10
H	17
RBI	8
BB	6
SO	7
LOB	34



Batter	1	2	3	4	5	6	7	8	9	AB	R	H	RBI	BB	SO	LOB	TOP						
Craig Counsell, L (1.5) OBP: 0.292, SLG: 0.273										3	0	2	0	0	1	1	Milwaukee Brewers @ Chicago Cubs Hohokam Park, Mesa, AZ Sun Mar 11 2007, 4:05 PM EDT Att. 12,726 - Sunny - 79 F						
11 Mike Rivera, R (6.3) OBP: 0.478, SLG: 0.652										1	0	0	0	0	0	1							
9 Tony Graffanino, R (1.4) OBP: 0.297, SLG: 0.333										3	1	1	0	0	0	3							
Mat Gamel, L (6.5) OBP: 0.333, SLG: 0.200										1	0	0	0	0	0	0							
28 Prince Fielder, L (1.3) OBP: 0.455, SLG: 0.909										3	0	0	0	0	1	1							
Brady Clark, R (6.7) OBP: 0.318, SLG: 0.333										1	0	0	0	0	0	0							
2 Bill Hall, R (1.8) OBP: 0.438, SLG: 0.741										2	0	0	0	1	1	0							
Aldices Escobar, R (6.6) OBP: 0.318, SLG: 0.333										1	0	0	0	0	0	0							
Geoff Jenkins, L (1.7) OBP: 0.481, SLG: 0.538										3	0	0	0	0	1	2							
Brian Shouse, L (6.1) OBP: 0.333, SLG: 0.200										0	0	0	0	0	0	0							
41 Greg Aquino, R (6.1) OBP: 0.333, SLG: 0.200										0	0	0	0	0	0	0							
68 Corey Thurman, R (8.1) OBP: 0.333, SLG: 0.200										0	0	0	0	0	0	0							
98 Lorenzo Cain, R (9. PH) OBP: 0.333, SLG: 0.200										1	0	0	0	0	1	0							
1 Corey Hart, R (1.9) OBP: 0.500, SLG: 0.696										2	0	2	1	0	0	0							
61 Hernan Iribarren, L (6.4) OBP: 0.338, SLG: 0.750										1	1	1	1	1	0	0							
57 Ozzie Chavez, S (1.6) OBP: 0.318, SLG: 0.333										1	0	1	0	1	0	0							
21 Drew Anderson, L (6.9) OBP: 0.389, SLG: 0.625										2	1	1	0	0	1	1							
55 JD Closser, S (1.2) OBP: 0.526, SLG: 0.813										3	0	2	0	0	0	1							
8 Vinny Rottino, R (7.2) OBP: 0.314, SLG: 0.355										1	0	0	0	0	1	1							
46 Claudio Vargas, R (1.1) OBP: 0.333, SLG: 0.200										1	0	0	0	0	0	2							
62 Grant Balfour, R (4.1) OBP: 0.333, SLG: 0.200										0	0	0	0	0	0	0							
75 Ryan Braun, R (5. PH) OBP: 0.583, SLG: 1.455										1	0	0	0	0	0	1							
45 Dennis Sarfate, R (5.1) OBP: 0.333, SLG: 0.200										0	0	0	0	0	0	0							
20 Laynce Nix, L (6.8) OBP: 0.400, SLG: 0.813										1	0	0	1	0	0	1							
Inning Stats	R: 0 E: 0 K: 0 S: 4	H: 1 LOB: 0 BB: 0 P: 4	R: 0 E: 0 K: 0 S: 4	H: 1 LOB: 0 BB: 0 P: 4	R: 0 E: 0 K: 1 S: 6	H: 2 LOB: 1 BB: 0 P: 6	R: 1 E: 0 K: 1 S: 6	H: 2 LOB: 2 BB: 1 P: 10	R: 0 E: 0 K: 0 S: 4	H: 1 LOB: 0 BB: 1 P: 9	R: 0 E: 0 K: 2 S: 7	H: 0 LOB: 0 BB: 0 P: 7	R: 2 E: 0 K: 0 S: 5	H: 3 LOB: 0 BB: 0 P: 6	R: 0 E: 0 K: 0 S: 3	H: 0 LOB: 1 BB: 1 P: 14	1B: 8 2B: 1 3B: 0 HR: 1	SF: 0 SAC: 0 DP: 3 HBP: 0	WP: 1 PB: 0 SB: 2 CS: 1	PA: 36			
PITCHER	IP WLS BF H R ER SO BB IBB HBP BLK WP HR S P ERA WHIP	IP WLS BF H R ER SO BB IBB HBP BLK WP HR S P ERA WHIP	IP WLS BF H R ER SO BB IBB HBP BLK WP HR S P ERA WHIP	IP WLS BF H R ER SO BB IBB HBP BLK WP HR S P ERA WHIP	IP WLS BF H R ER SO BB IBB HBP BLK WP HR S P ERA WHIP	IP WLS BF H R ER SO BB IBB HBP BLK WP HR S P ERA WHIP	IP WLS BF H R ER SO BB IBB HBP BLK WP HR S P ERA WHIP	IP WLS BF H R ER SO BB IBB HBP BLK WP HR S P ERA WHIP	IP WLS BF H R ER SO BB IBB HBP BLK WP HR S P ERA WHIP	IP WLS BF H R ER SO BB IBB HBP BLK WP HR S P ERA WHIP	IP WLS BF H R ER SO BB IBB HBP BLK WP HR S P ERA WHIP	IP WLS BF H R ER SO BB IBB HBP BLK WP HR S P ERA WHIP	IP WLS BF H R ER SO BB IBB HBP BLK WP HR S P ERA WHIP	IP WLS BF H R ER SO BB IBB HBP BLK WP HR S P ERA WHIP	IP WLS BF H R ER SO BB IBB HBP BLK WP HR S P ERA WHIP	IP WLS BF H R ER SO BB IBB HBP BLK WP HR S P ERA WHIP	IP WLS BF H R ER SO BB IBB HBP BLK WP HR S P ERA WHIP	IP WLS BF H R ER SO BB IBB HBP BLK WP HR S P ERA WHIP	IP WLS BF H R ER SO BB IBB HBP BLK WP HR S P ERA WHIP	IP WLS BF H R ER SO BB IBB HBP BLK WP HR S P ERA WHIP	IP WLS BF H R ER SO BB IBB HBP BLK WP HR S P ERA WHIP	IP WLS BF H R ER SO BB IBB HBP BLK WP HR S P ERA WHIP	IP WLS BF H R ER SO BB IBB HBP BLK WP HR S P ERA WHIP

Batter	1	2	3	4	5	6	7	8	9	AB	R	H	RBI	BB	SO	LOB	BOTTOM						
12 Alfonso Soriano, R (1.8) OBP: 0.250, SLG: 0.458										4	0	1	0	0	2	4	Milwaukee Brewers @ Chicago Cubs Hohokam Park, Mesa, AZ Sun Mar 11 2007, 4:05 PM EDT Att. 12,726 - Sunny - 79 F						
17 Felix Pie, L (6. PR) OBP: 0.379, SLG: 0.333										1	0	0	0	0	0	0							
2 Ryan Theriot, R (1.4) OBP: 0.483, SLG: 0.520										3	0	1	0	1	0	3							
Tomas Perez, S (7.4) OBP: 0.389, SLG: 0.400										1	0	0	0	0	0	0							
25 Derrek Lee, R (1.3) OBP: 0.542, SLG: 0.783										3	0	1	0	1	0	1							
76 Micah Hoffpauir, L (6. PR) OBP: 0.417, SLG: 0.909										1	1	0	0	0	0	0							
16 Aramis Ramirez, R (1.5) OBP: 0.435, SLG: 0.714										4	0	2	1	0	1	3							
64 Casey McGehee, R (6. PR) OBP: 0.333, SLG: 0.200										0	0	0	0	0	0	0							
Michael Barrett, R (1.2) OBP: 0.429, SLG: 0.700										4	1	0	0	0	1	5							
73 Sean Gallagher, R (7.1) OBP: 0.500, SLG: 0.583										0	0	0	0	0	0	0							
27 Buck Coats, L (8.7) OBP: 0.500, SLG: 0.583										0	0	0	0	0	0	0							
19 Matt Murton, R (1.7) OBP: 0.414, SLG: 0.609										4	0	1	0	0	1	3							
60 Les Walrand, L (8.1) OBP: 0.313, SLG: 0.500										0	0	0	0	0	0	0							
57 Rocky Cherry, R (9.1) OBP: 0.313, SLG: 0.500										0	0	0	0	0	0	0							
66 Tyler Colvin, L (1.9) OBP: 0.313, SLG: 0.500										4	2	2	1	0	0	1							
Cesar Izturis, S (1.6) OBP: 0.667, SLG: 0.615										1	1	1	0	2	0	0							
5 Ronny Cedeno, R (7.6) OBP: 0.379, SLG: 0.400										1	0	1	0	0	0	0							
Jason Marquis, L (1.1) OBP: 0.333, SLG: 0.200										1	0	0	1	0	0	1							
9 Scott Moore, L (4. PH) OBP: 0.333, SLG: 0.200										0	0	0	0	1	0	0							
34 Kerry Wood, R (5.1) OBP: 0.333, SLG: 0.200										0	0	0	0	0	0	0							
46 Ryan Dempster, R (6.1) OBP: 0.333, SLG: 0.200										0	0	0	0	0	0	0							
74 Jake Fox, R (5. PH) OBP: 0.333, SLG: 0.200										1	1	1	3	0	0	0							
61 Koyile Hill, S (7.2) OBP: 0.333, SLG: 0.200										1	0	0	0	0	0	1							
Inning Stats	R: 0 E: 0 K: 2 S: 8	H: 1 LOB: 1 BB: 0 P: 8	R: 2 E: 2 K: 1 S: 9	H: 2 LOB: 2 BB: 0 P: 10	R: 0 E: 0 K: 0 S: 3	H: 1 LOB: 0 BB: 0 P: 3	R: 0 E: 0 K: 0 S: 3	H: 1 LOB: 2 BB: 2 P: 11	R: 0 E: 0 K: 2 S: 8	H: 1 LOB: 2 BB: 1 P: 12	R: 4 E: 0 K: 0 S: 6	H: 4 LOB: 2 BB: 2 P: 14	R: 0 E: 0 K: 0 S: 4	H: 1 LOB: 1 BB: 0 P: 4	R: 0 E: 0 K: 0 S: 3	H: 0 LOB: 0 BB: 0 P: 3	1B: 8 2B: 2 3B: 0 HR: 1	SF: 0 SAC: 0 DP: 3 HBP: 0	WP: 0 PB: 0 SB: 1 CS: 0	PA: 39			
PITCHER	IP WLS BF H R ER SO BB IBB HBP BLK WP HR S P ERA WHIP	IP WLS BF H R ER SO BB IBB HBP BLK WP HR S P ERA WHIP	IP WLS BF H R ER SO BB IBB HBP BLK WP HR S P ERA WHIP	IP WLS BF H R ER SO BB IBB HBP BLK WP HR S P ERA WHIP	IP WLS BF H R ER SO BB IBB HBP BLK WP HR S P ERA WHIP	IP WLS BF H R ER SO BB IBB HBP BLK WP HR S P ERA WHIP	IP WLS BF H R ER SO BB IBB HBP BLK WP HR S P ERA WHIP	IP WLS BF H R ER SO BB IBB HBP BLK WP HR S P ERA WHIP	IP WLS BF H R ER SO BB IBB HBP BLK WP HR S P ERA WHIP	IP WLS BF H R ER SO BB IBB HBP BLK WP HR S P ERA WHIP	IP WLS BF H R ER SO BB IBB HBP BLK WP HR S P ERA WHIP	IP WLS BF H R ER SO BB IBB HBP BLK WP HR S P ERA WHIP	IP WLS BF H R ER SO BB IBB HBP BLK WP HR S P ERA WHIP	IP WLS BF H R ER SO BB IBB HBP BLK WP HR S P ERA WHIP	IP WLS BF H R ER SO BB IBB HBP BLK WP HR S P ERA WHIP	IP WLS BF H R ER SO BB IBB HBP BLK WP HR S P ERA WHIP	IP WLS BF H R ER SO BB IBB HBP BLK WP HR S P ERA WHIP	IP WLS BF H R ER SO BB IBB HBP BLK WP HR S P ERA WHIP	IP WLS BF H R ER SO BB IBB HBP BLK WP HR S P ERA WHIP	IP WLS BF H R ER SO BB IBB HBP BLK WP HR S P ERA WHIP	IP WLS BF H R ER SO BB IBB HBP BLK WP HR S P ERA WHIP	IP WLS BF H R ER SO BB IBB HBP BLK WP HR S P ERA WHIP	IP WLS BF H R ER SO BB IBB HBP BLK WP HR S P ERA WHIP



Batter	1	2	3	4	5	6	7	8	9	AB	R	H	RBI	BB	SO	LOB	TOP										
17 Felix Pie, L OBP: 0.400, SLG: 0.344 (1, 8)	L1		P6		SF8		G6-3	G4-6-3		4	1	2	1	1	0	1	Chicago Cubs @ Arizona Diamondbacks Tucson Electric Park, Tucson, AZ Tue Mar 13 2007, 4:05 PM EDT Att: 9,608 - Partly Cloudy - 81 F										
2 Ryan Theriot, R OBP: 0.432, SLG: 0.485 64 Casey McGehee, R OBP: 0.250, SLG: 0.143 (1, 5) (7, 5)	K		F8		BB		G6-3	F8		4	0	1	1	0	1	2											
19 Matt Murton, R OBP: 0.394, SLG: 0.615 88 Jesus Valdez, R (7, 7)	K				SF8		L6	G4-6-3		3	1	1	1	0	1	1											
32 Daryle Ward, L OBP: 0.143, SLG: 0.250 74 Jake Fox, R OBP: 0.600, SLG: 1.444 (7, PH) (7, 2)		FC5-4 BB			F8		K	G4-3		2	0	0	0	1	1	2											
Michael Barrett, R OBP: 0.360, SLG: 0.583 46 Ryan Dempster, R (7, 1)	FC5-4 BB				E4		L7	G5-3		4	0	0	0	0	0	4											
47 Scott Eyre, L (8, 1)					BB		FC6-4			0	0	0	0	0	0	0											
61 Koyie Hill, S OBP: 0.455, SLG: 0.625 57 Rocky Cherry, R (9, 1)					BB					1	0	0	0	0	0	0											
27 Buck Coats, L OBP: 0.485, SLG: 0.533 (1, 9)	K				BB		G1-3	G3		5	1	2	0	0	1	1											
5 Ronny Cedeno, R OBP: 0.382, SLG: 0.448 (1, 6)	K				BB		K			3	1	1	1	1	2	1											
Tomas Perez, S OBP: 0.391, SLG: 0.368 (1, 4)					BB		K			3	0	1	0	1	2	3											
52 Wade Miller, R OBP: 0.500, SLG: 0.500 48 Neal Cotts, L (5, 1)					BB					1	0	0	0	0	1	3											
76 Micah Hoffpauir, L OBP: 0.471, SLG: 0.857 (7, PH) (7, 3)			SH3		BB					0	0	0	0	0	0	0											
					BB					1	1	1	0	1	0	0											
Inning Stats	R: 0 E: 0 K: 2 S: 7	H: 0 LOB: 0 BB: 0 P: 7	R: 0 E: 0 K: 2 S: 7	H: 0 LOB: 1 BB: 1 P: 11	R: 0 E: 0 K: 0 S: 4	H: 1 LOB: 1 BB: 0 P: 4	R: 1 E: 1 K: 2 S: 10	H: 2 LOB: 3 BB: 1 P: 14	R: 1 E: 0 K: 1 S: 7	H: 1 LOB: 0 BB: 0 P: 7	R: 1 E: 0 K: 0 S: 5	H: 2 LOB: 2 BB: 1 P: 9	R: 2 E: 0 K: 0 S: 5	H: 3 LOB: 2 BB: 2 P: 13	R: 0 E: 0 K: 0 S: 3	H: 0 LOB: 0 BB: 0 P: 3	1B: 6 2B: 2 3B: 1 HR: 0	SF: 1 SAC: 1 DP: 1 HBP: 0	WP: 0 PB: 0 SB: 2 CS: 0	PA: 42							
PITCHER	IP	WLS	BF	H	R	ER	SO	BB	IBB	HBP	BLK	WP	HR	S	P	ERA	WHIP										
44 Micah Owings, R ERA: 1.29 (1, 1)	3.0	B	11	1	0	0	4	1	0	0	0	0	0	18	22	0.00	0.667										
37 Juan Cruz, R ERA: 6.0 (4, 1)	2.0	B	12	3	2	2	3	2	0	0	0	0	0	17	26	9.00	2.500										
43 Chad Harville, L ERA: 7.71 (6, 1)	1.2	H	7	2	1	1	2	0	0	0	0	0	0	11	11	5.40	1.200										
40 Bill Murphy, L ERA: 2.08 (7, 1)	0.1	H	2	0	0	0	0	1	0	0	0	0	0	1	5	0.00	3.000										
62 Mike Schultz, R ERA: 3.6 (8, 1)	2.0	W	10	3	2	2	0	2	0	0	0	0	0	8	16	9.00	2.500										

Batter	1	2	3	4	5	6	7	8	9	AB	R	H	RBI	BB	SO	LOB	BOTTOM										
22 Eric Byrnes, R OBP: 0.593, SLG: 0.957 Scott Hairston, R OBP: 0.400, SLG: 1.000 (1, 7) (7, 7)	HR		1B		2B		2B		2B	3	2	3	1	0	0	0	Chicago Cubs @ Arizona Diamondbacks Tucson Electric Park, Tucson, AZ Tue Mar 13 2007, 4:05 PM EDT Att: 9,608 - Partly Cloudy - 81 F										
6 Stephen Drew, L OBP: 0.448, SLG: 0.417 62 Mike Schultz, R (8, 1)	G3		K		L7		1B		2B	4	0	1	1	0	1	2											
1 Orlando Hudson, S OBP: 0.440, SLG: 0.591 70 Chris Carter, L OBP: 0.500, SLG: 0.533 (1, 4) (6, 3)	1B		K		1B		G3-6-1		1B	3	0	2	1	0	1	1											
34 Conor Jackson, R OBP: 0.423, SLG: 0.435 43 Chad Harville, R (6, 1)	K				G6-4-3				G5-3	2	1	0	0	1	1	2											
40 Bill Murphy, L (7, 1)					BB					0	0	0	0	0	0	0											
11 Augie Ojeda, S OBP: 0.364, SLG: 0.350 (8, 6)					BB					1	0	0	0	0	0	0											
Chad Tracy, L OBP: 0.292, SLG: 0.263 14 Brian Barden, R OBP: 0.444, SLG: 0.600 (6, PH) (7, 5)	K				F7		K		K	2	0	0	0	2	0	0											
7 Carlos Quentin, R OBP: 0.418, SLG: 0.731 10 Dee Brown, L OBP: 0.375, SLG: 0.357 (1, 9) (8, 9)		F7			BB		HR		E4	2	1	1	1	1	0	0											
24 Chris Young, R OBP: 0.286, SLG: 0.370 Dave Krynzel, L OBP: 0.455, SLG: 0.737 (8, 8)					BB		K		B2-3	3	0	1	0	0	2	2											
19 Chris Snyder, R OBP: 0.333, SLG: 0.214 5 Robby Hammock, R OBP: 0.524, SLG: 0.647 (1, 2) (7, 2)		G6-3			1B		G5-3		1B	3	0	1	1	0	0	1											
44 Micah Owings, R (1, 1)									BB	1	0	0	0	0	0	0											
37 Juan Cruz, R (4, 1)										1	0	0	0	0	0	2											
13 Alberto Callaspo, S OBP: 0.500, SLG: 0.792 (6, 4)									1B	2	0	1	0	0	0	0											
Inning Stats	R: 1 E: 0 K: 2 S: 9	H: 2 LOB: 1 BB: 0 P: 9	R: 0 E: 0 K: 0 S: 3	H: 1 LOB: 0 BB: 0 P: 4	R: 0 E: 0 K: 2 S: 8	H: 1 LOB: 1 BB: 0 P: 8	R: 1 E: 0 K: 1 S: 6	H: 1 LOB: 2 BB: 2 P: 14	R: 1 E: 0 K: 0 S: 5	H: 2 LOB: 0 BB: 0 P: 5	R: 1 E: 0 K: 0 S: 8	H: 1 LOB: 0 BB: 0 P: 8	R: 1 E: 0 K: 1 S: 6	H: 0 LOB: 1 BB: 0 P: 6	R: 1 E: 0 K: 0 S: 2	H: 2 LOB: 2 BB: 1 P: 6	1B: 7 2B: 3 3B: 0 HR: 2	SF: 0 SAC: 0 DP: 2 HBP: 0	WP: 2 PB: 0 SB: 1 CS: 0	PA: 37							
PITCHER	IP	WLS	BF	H	R	ER	SO	BB	IBB	HBP	BLK	WP	HR	S	P	ERA	WHIP										
52 Wade Miller, R ERA: 4.0 (1, 1)	4.0		18	5	2	2	2	2	0	0	0	1	1	13	13	9.00	1.500										
46 Ryan Dempster, R ERA: 2.25 (7, 1)	1.0		4	2	1	1	0	0	0	0	0	0	0	4	4	9.00	2.000										
47 Scott Eyre, L ERA: 7.36 (8, 1)	1.0		4	0	0	0	1	0	0	0	0	0	0	6	6	0.00	0.000										
57 Rocky Cherry, R ERA: 1.69 (9, 1)	0.0	L	3	2	1	1	0	1	0	0	0	0	0	2	6	∞	∞										

AB	34
R	5
H	9
RBI	4
BB	6
SO	9
LOB	24



AB	34
R	6
H	12
RBI	6
BB	3
SO	8
LOB	14



Batter	1	2	3	4	5	6	7	8	9	AB	R	H	RBI	BB	SO	LOB	TOP					
16 Willie Bloomquist, R OBP: 0.485, SLG: 0.600										3	0	1	0	1	0	3	Seattle Mariners @ Chicago Cubs Hohokam Park, Mesa, AZ Thu Mar 15 2007, 4:05 PM EDT Att: 12,771 - Sunny - 82 F					
7 Jeremy Reed, L OBP: 0.206, SLG: 0.273										4	0	0	0	0	0	6						
2 Kenji Johjima, R OBP: 0.259, SLG: 0.308										3	0	0	0	0	1	1						
30 René Rivera, R OBP: 0.333, SLG: 0.167										1	0	0	0	0	0	0						
Ben Broussard, L OBP: 0.366, SLG: 0.306										4	0	0	0	0	0	1						
69 Bryan LaHair, L OBP: 0.429, SLG: 0.452										3	1	2	0	1	1	0						
25 Adam Jones, R OBP: 0.296, SLG: 0.227										4	0	0	0	0	0	2						
Michael Garciaparra, R OBP: 0.500, SLG: 0.333										3	1	1	0	1	0	0						
50 Wladimir Balentien, R OBP: 0.350, SLG: 0.412										4	0	1	1	0	0	1						
Rey Ordóñez, R OBP: 0.360, SLG: 0.609										3	1	1	0	1	0	2						
Inning Stats	R: 0 E: 0 K: 0 S: 5	H: 1 LOB: 1 BB: 0 P: 6	R: 2 E: 1 K: 0 S: 6	H: 2 LOB: 2 BB: 1 P: 10	R: 0 E: 0 K: 1 S: 6	H: 1 LOB: 0 BB: 0 P: 6	R: 0 E: 0 K: 0 S: 3	H: 0 LOB: 0 BB: 0 P: 3	R: 1 E: 0 K: 0 S: 3	H: 1 LOB: 0 BB: 1 P: 7	R: 0 E: 0 K: 1 S: 5	H: 0 LOB: 0 BB: 0 P: 5	R: 0 E: 0 K: 0 S: 3	H: 0 LOB: 2 BB: 2 P: 11	R: 0 E: 0 K: 0 S: 4	H: 1 LOB: 1 BB: 0 P: 4	R: 0 E: 0 K: 0 S: 3	H: 0 LOB: 0 BB: 0 P: 3	1B: 5 2B: 0 3B: 1 HR: 0	SF: 0 SAC: 0 DP: 1 HBP: 0	WP: 0 PB: 0 SB: 1 CS: 1	PA: 37
PITCHER	IP WLS BF H R ER SO BB IBB HBP BLK WP HR S P ERA WHIP	IP WLS BF H R ER SO BB IBB HBP BLK WP HR S P ERA WHIP	IP WLS BF H R ER SO BB IBB HBP BLK WP HR S P ERA WHIP	IP WLS BF H R ER SO BB IBB HBP BLK WP HR S P ERA WHIP	IP WLS BF H R ER SO BB IBB HBP BLK WP HR S P ERA WHIP	IP WLS BF H R ER SO BB IBB HBP BLK WP HR S P ERA WHIP	IP WLS BF H R ER SO BB IBB HBP BLK WP HR S P ERA WHIP	IP WLS BF H R ER SO BB IBB HBP BLK WP HR S P ERA WHIP	IP WLS BF H R ER SO BB IBB HBP BLK WP HR S P ERA WHIP	3.2 W 16 4 2 1 1 1 0 0 0 0 0 19 24 2.46 1.364	1.1 5 1 1 1 0 1 0 0 0 0 0 4 8 6.75 1.500	1.0 H 3 0 0 0 1 0 0 0 0 0 5 5 0.00 0.000	1.0 H 5 0 0 0 0 2 0 0 0 0 0 3 11 0.00 2.000	1.0 H 4 1 0 0 0 0 0 0 0 0 0 4 4 0.00 1.000	9.1 1.0 3 0 0 0 0 0 0 0 0 0 0 0 3 3 0.00 0.000	ERA: 2.08 ERA: 7.11 ERA: 5.79 ERA: 9.0 ERA: 1.5	ERA: 4.5					
12 Alfonso Soriano, R OBP: 0.395, SLG: 0.567										3	2	3	0	0	0	0	Seattle Mariners @ Chicago Cubs Hohokam Park, Mesa, AZ Thu Mar 15 2007, 4:05 PM EDT Att: 12,771 - Sunny - 82 F					
17 Felix Pie, L OBP: 0.417, SLG: 0.394										4	2	2	1	0	1	2						
Jacque Jones, L OBP: 0.345, SLG: 0.393										0	0	0	0	0	0	0						
2 Ryan Theriot, R OBP: 0.432, SLG: 0.485										3	0	0	0	0	2	4						
25 Derek Lee, R OBP: 0.463, SLG: 0.679										1	1	1	0	0	0	0						
32 Danyle Ward, L OBP: 0.182, SLG: 0.286										3	1	1	2	0	1	3						
16 Aramis Ramirez, R OBP: 0.433, SLG: 0.741										1	0	0	0	0	0	1						
64 Casey McGehee, R OBP: 0.222, SLG: 0.125										3	1	1	2	0	1	3						
15 Cliff Floyd, L OBP: 0.571, SLG: 1.167										4	1	2	3	0	0	0						
76 Micah Hoffpauir, L OBP: 0.471, SLG: 0.857										0	1	0	0	0	0	0						
Michael Barrett, R OBP: 0.321, SLG: 0.519										3	0	0	0	0	2	0						
58 Geovany Soto, R OBP: 0.417, SLG: 0.800										1	1	1	1	0	0	0						
19 Matt Murton, R OBP: 0.417, SLG: 0.607										2	0	1	0	1	0	0						
27 Buck Coats, L OBP: 0.471, SLG: 0.516										1	0	0	0	0	0	1						
Mark DeRosa, R OBP: 0.375, SLG: 0.300										2	0	0	0	0	1	2						
Tomas Perez, S OBP: 0.400, SLG: 0.381										2	0	1	1	0	0	0						
Cesar Izturis, S OBP: 0.500, SLG: 0.421										2	0	0	0	0	0	2						
5 Ronny Cedeno, R OBP: 0.361, SLG: 0.419										2	0	0	0	0	1	2						
Inning Stats	R: 3 E: 0 K: 3 S: 12	H: 3 LOB: 0 BB: 0 P: 12	R: 0 E: 0 K: 0 S: 3	H: 1 LOB: 0 BB: 0 P: 3	R: 3 E: 0 K: 1 S: 8	H: 3 LOB: 0 BB: 0 P: 8	R: 0 E: 0 K: 1 S: 4	H: 0 LOB: 0 BB: 1 P: 8	R: 0 E: 0 K: 2 S: 8	H: 1 LOB: 1 BB: 0 P: 8	R: 0 E: 0 K: 0 S: 3	H: 0 LOB: 0 BB: 0 P: 3	R: 0 E: 0 K: 1 S: 7	H: 1 LOB: 1 BB: 0 P: 7	R: 3 E: 0 K: 0 S: 7	H: 4 LOB: 2 BB: 0 P: 8	R: 0 E: 0 K: 0 S: 3	H: 0 LOB: 0 BB: 0 P: 3	1B: 6 2B: 4 3B: 1 HR: 2	SF: 0 SAC: 0 DP: 2 HBP: 0	WP: 2 PB: 0 SB: 1 CS: 0	PA: 36
PITCHER	IP WLS BF H R ER SO BB IBB HBP BLK WP HR S P ERA WHIP	IP WLS BF H R ER SO BB IBB HBP BLK WP HR S P ERA WHIP	IP WLS BF H R ER SO BB IBB HBP BLK WP HR S P ERA WHIP	IP WLS BF H R ER SO BB IBB HBP BLK WP HR S P ERA WHIP	IP WLS BF H R ER SO BB IBB HBP BLK WP HR S P ERA WHIP	IP WLS BF H R ER SO BB IBB HBP BLK WP HR S P ERA WHIP	IP WLS BF H R ER SO BB IBB HBP BLK WP HR S P ERA WHIP	IP WLS BF H R ER SO BB IBB HBP BLK WP HR S P ERA WHIP	IP WLS BF H R ER SO BB IBB HBP BLK WP HR S P ERA WHIP	3.0 L 15 7 1 0 3 1 0 0 0 0 0 12 16 0.00 1.000	2.0 7 1 0 0 1 0 0 0 0 1 0 10 10 0.00 0.500	2.0 7 1 0 0 1 0 0 0 0 1 0 7 8 27.00 4.000	1.0 7 4 3 3 0 0 0 0 0 1 0 7 8 27.00 4.000	11.25 ERA: 11.25 ERA: 2.25 ERA: 11.25								

Batter	1	2	3	4	5	6	7	8	9	AB	R	H	RBI	BB	SO	LOB	TOP										
2 Ryan Theriot, R (1, 5) OBP: 0.415, SLG: 0.459 64 Casey McGehee, R (7, 5) OBP: 0.300, SLG: 0.333										4	1	1	0	0	2	2	Chicago Cubs @ Chicago White Sox Tucson Electric Park, Tucson, AZ Fri Mar 16 2007, 4:05 PM EDT Att: 11,746 - Sunny - 90 F										
Mark DeRosa, R (1, 4) OBP: 0.321, SLG: 0.250 Matt Matulia, S (7, 4) 61 Koyie Hill, S (9, PH) OBP: 0.417, SLG: 0.556										4	0	0	0	0	0	3											
25 Derrek Lee, R (1, 3) OBP: 0.359, SLG: 0.667 32 Danyele Ward, L (6, 3) OBP: 0.167, SLG: 0.261										2	0	1	1	0	0	0											
15 Cliff Floyd, L (1, 7) OBP: 0.500, SLG: 0.875 27 Buck Coats, L (5, 7) OBP: 0.457, SLG: 0.500										2	0	0	0	1	1	1											
Jacque Jones, L (1, 9) OBP: 0.344, SLG: 0.387 76 Micah Hoffpauir, L (6, 9) OBP: 0.444, SLG: 0.800										3	1	1	0	0	1	2											
19 Matt Murton, R (1, 10) OBP: 0.400, SLG: 0.656										4	1	1	1	0	1	1											
5 Ronny Cedeno, R (1, 6) OBP: 0.359, SLG: 0.412 Tomas Perez, S (7, 6) OBP: 0.423, SLG: 0.381										3	0	1	1	0	1	0											
24 Henry Blanco, R (1, 2) OBP: 0.105, SLG: 0.105 74 Jake Fox, R (6, 2) OBP: 0.697, SLG: 1.400										2	0	0	0	0	0	1											
17 Felix Pie, L (1, 8) OBP: 0.425, SLG: 0.389										1	1	1	0	0	0	0											
Inning Stats	R: 0 E: 0 K: 2 S: 14	H: 0 LOB: 2 BB: 1 P: 25	R: 1 E: 0 K: 1 S: 8	H: 1 LOB: 0 BB: 0 P: 13	R: 0 E: 0 K: 1 S: 9	H: 0 LOB: 0 BB: 0 P: 17	R: 1 E: 0 K: 2 S: 12	H: 2 LOB: 1 BB: 0 P: 16	R: 1 E: 0 K: 0 S: 5	H: 2 LOB: 1 BB: 0 P: 6	R: 0 E: 0 K: 0 S: 3	H: 0 LOB: 0 BB: 0 P: 3	R: 0 E: 0 K: 1 S: 4	H: 1 LOB: 2 BB: 0 P: 8	R: 0 E: 0 K: 1 S: 5	H: 0 LOB: 0 BB: 0 P: 5		R: 3 E: 0 K: 0 S: 4	H: 2 LOB: 0 BB: 2 P: 12	1B: 6 2B: 2 3B: 0 HR: 1	SF: 0 SAC: 0 DP: 1 HBP: 2	WP: 1 PB: 0 SB: 0 CS: 0	PA: 39				
PITCHER	IP	WLS	BF	H	R	ER	SO	BB	IBB	HBP	BLK	WP	HR	S	P	ERA	WHIP										
Javier Vazquez, R (1, 1) ERA: 10.8	4.2		21	5	3	3	6	1	0	1	0	1	1	47	76	5.79	1.286										
57 Boone Logan, L (5, 1) ERA: 1.8	1.1	H	4	0	0	0	0	0	0	0	0	0	0	4	4	0.00	0.000										
37 Matt Thornton, L (7, 1) ERA: 1.8	1.0	H	5	1	0	0	0	0	0	1	0	0	0	4	8	0.00	1.000										
47 Mike MacDougal, R (8, 1) ERA: 6.75	1.0	H	3	0	0	0	1	0	0	0	0	0	0	5	5	0.00	0.000										
45 Bobby Jenks, R (9, 1) ERA: 9.0	1.0	W	6	2	3	3	0	2	0	0	0	0	0	4	12	27.00	4.000										

Chicago Cubs @ Chicago White Sox
Tucson Electric Park, Tucson, AZ
Fri Mar 16 2007, 4:05 PM EDT
Att: 11,746 - Sunny - 90 F

livebaseballscorecards.com

AB 34
R 6
H 8
RBI 6
BB 3
SO 7
LOB 13

Batter	1	2	3	4	5	6	7	8	9	AB	R	H	RBI	BB	SO	LOB	BOTTOM										
22 Scott Podsednik, L (1, 7) OBP: 0.333, SLG: 0.500 7 Jerry Owens, L (6, 7) OBP: 0.480, SLG: 0.381										2	0	1	1	0	0	2	Chicago Cubs @ Chicago White Sox Tucson Electric Park, Tucson, AZ Fri Mar 16 2007, 4:05 PM EDT Att: 11,746 - Sunny - 90 F										
17 Darin Erstad, L (1, 8) OBP: 0.348, SLG: 0.390 30 Luis Terrero, R (7, 8) OBP: 0.391, SLG: 0.619										4	0	0	0	0	1	4											
25 Jim Thome, L (1, 10) OBP: 0.464, SLG: 0.750 31 Ryan Sweeney, L (9, PR) OBP: 0.269, SLG: 0.250										2	1	0	0	3	0	0											
14 Paul Konerko, R (1, 3) OBP: 0.513, SLG: 0.613										4	0	1	0	1	0	2											
24 Joe Crede, R (1, 5) OBP: 0.457, SLG: 0.697 27 Josh Fields, R (8, 5) OBP: 0.429, SLG: 0.500										4	1	1	0	0	1	2											
Rob Mackowiak, L (1, 9) OBP: 0.387, SLG: 0.500										5	2	4	1	0	0	0											
Tadahito Iguchi, R (1, 4) OBP: 0.280, SLG: 0.240 77 Robert Valido, R (4, PR) OBP: 0.400, SLG: 0.333										1	0	1	2	0	0	0											
44 Toby Hall, R (1, 2) OBP: 0.286, SLG: 0.333 39 Wiki Gonzalez, R (7, 2) OBP: 0.235, SLG: 0.235										3	1	1	1	0	0	3											
5 Juan Uribe, R (1, 6) OBP: 0.400, SLG: 0.548										3	0	2	1	1	1	0											
Inning Stats	R: 0 E: 0 K: 0 S: 6	H: 1 LOB: 0 BB: 0 P: 8	R: 2 E: 0 K: 0 S: 23	H: 3 LOB: 2 BB: 1 P: 29	R: 0 E: 0 K: 0 S: 4	H: 0 LOB: 0 BB: 0 P: 4	R: 3 E: 0 K: 0 S: 10	H: 3 LOB: 2 BB: 0 P: 11	R: 1 E: 0 K: 0 S: 5	H: 1 LOB: 2 BB: 2 P: 13	R: 0 E: 0 K: 2 S: 8	H: 1 LOB: 2 BB: 1 P: 12	R: 0 E: 0 K: 1 S: 5	H: 0 LOB: 0 BB: 0 P: 5	R: 0 E: 0 K: 1 S: 6	H: 2 LOB: 1 BB: 0 P: 6		R: 1 E: 0 K: 0 S: 3	H: 2 LOB: 2 BB: 1 P: 7	1B: 12 2B: 0 3B: 1 HR: 0	SF: 1 SAC: 1 DP: 1 HBP: 1	WP: 0 PB: 0 SB: 1 CS: 1	PA: 42				
PITCHER	IP	WLS	BF	H	R	ER	SO	BB	IBB	HBP	BLK	WP	HR	S	P	ERA	WHIP										
37 Angel Guzman, R (1, 1) ERA: 6.52	3.1		18	7	5	5	0	1	0	0	0	0	0	4	12	9.00	3.000										
54 Ryan O'Malley, L (4, 1) ERA: 5.0	1.0		6	1	1	1	0	2	0	0	0	0	0	4	12	9.00	3.000										
57 Rocky Cherry, R (5, 1) ERA: 1.29	1.2		7	1	0	0	2	1	0	0	0	0	0	11	15	0.00	1.200										
44 Roberto Novoa, R (7, 1) ERA: 20.25	1.0		3	0	0	0	1	0	0	0	0	0	0	5	5	0.00	0.000										
43 Michael Wuertz, R (8, 1) ERA: 1.00	1.0		4	2	0	0	1	0	0	0	0	0	0	6	6	0.00	2.000										
63 Carmen Pignatiello, L (9, 1) ERA: 1.69	0.1	L	4	2	1	1	0	1	0	0	0	0	0	3	7	27.00	9.000										

Chicago Cubs @ Chicago White Sox
Tucson Electric Park, Tucson, AZ
Fri Mar 16 2007, 4:05 PM EDT
Att: 11,746 - Sunny - 90 F

livebaseballscorecards.com

AB 34
R 7
H 13
RBI 7
BB 5
SO 4
LOB 17

Batter	1	2	3	4	5	6	7	8	9	AB	R	H	RBI	BB	SO	LOB	TOP																																																																																																																																																																																																																																																																																																																																																																																																																																																																																																																																																																																																																																																																																																																																																																																																																																																																																																																																																																																																																																																																																																																									
22 Marcus Giles, R (1,4) <small>OBP: 0.381, SLG: 0.667</small> 13 Oscar Robles, L (6,4) <small>OBP: 0.435, SLG: 0.368</small>										3	1	1	0	0	0	1	San Diego Padres @ Chicago Cubs Hohokam Park, Mesa, AZ Sat Mar 17 2007, 4:05 PM EDT Att: 12,764 - Sunny - 94 F																																																																																																																																																																																																																																																																																																																																																																																																																																																																																																																																																																																																																																																																																																																																																																																																																																																																																																																																																																																																																																																																																																																									
24 Brian Giles, L (1,9) <small>OBP: 0.324, SLG: 0.484</small> 76 Will Venable, L (6,FR) <small>OBP: 0.381, SLG: 0.421</small>									3	0	1	0	0	2	1																																																																																																																																																																																																																																																																																																																																																																																																																																																																																																																																																																																																																																																																																																																																																																																																																																																																																																																																																																																																																																																																																																																											
Geoff Blum, S (1,6) <small>OBP: 0.320, SLG: 0.522</small> 1 Manny Alexander, R (6,6) <small>OBP: 0.167, SLG: 0.353</small>									2	0	0	1	0	0	1																																																																																																																																																																																																																																																																																																																																																																																																																																																																																																																																																																																																																																																																																																																																																																																																																																																																																																																																																																																																																																																																																																																											
Todd Walker, L (1,3) <small>OBP: 0.231, SLG: 0.240</small> 67 Royce Hultman, R (6,3) <small>OBP: 0.316, SLG: 0.316</small>									3	0	0	0	0	1	1																																																																																																																																																																																																																																																																																																																																																																																																																																																																																																																																																																																																																																																																																																																																																																																																																																																																																																																																																																																																																																																																																																																											
5 Kevin Kouzmanoff, R (1,5) <small>OBP: 0.500, SLG: 0.846</small>									3	2	2	3	0	0	0																																																																																																																																																																																																																																																																																																																																																																																																																																																																																																																																																																																																																																																																																																																																																																																																																																																																																																																																																																																																																																																																																																																											
José Cruz Jr., S (1,8) <small>OBP: 0.345, SLG: 0.769</small> Drew Macias, L (6,8)									3	1	1	2	0	2	2																																																																																																																																																																																																																																																																																																																																																																																																																																																																																																																																																																																																																																																																																																																																																																																																																																																																																																																																																																																																																																																																																																																											
8 Termel Sledge, L (1,7) 70 Luke Carlin, S (7,2) <small>OBP: 0.273, SLG: 0.200</small>									3	0	0	0	0	0	0																																																																																																																																																																																																																																																																																																																																																																																																																																																																																																																																																																																																																																																																																																																																																																																																																																																																																																																																																																																																																																																																																																																											
Rob Bowen, S (1,2) <small>OBP: 0.292, SLG: 0.409</small> 21 Heath Bell, R (7,1) Joshua Howard, L (8,PH) 79 Aaron Rakers, R (8,1) 56 Scott Cassidy, R (9,1)									3	0	1	0	0	1	0																																																																																																																																																																																																																																																																																																																																																																																																																																																																																																																																																																																																																																																																																																																																																																																																																																																																																																																																																																																																																																																																																																																											
<small>64 Tim Stauffer, R</small> <small>18 Paul Mohrhead, L</small> <small>30 Mike Thompson, R</small> <small>40 Royce Ring, L</small> <small>58 Andrew Brown, R</small> <small>60 Les Walrond, L</small> <small>Howie Clark, L</small> <small>Juan Lopez, R</small>									<table border="1"> <tr><td>8</td><td>1</td><td>0</td><td>0</td><td>0</td><td>0</td><td>0</td><td>0</td><td>0</td><td>0</td><td>0</td><td>0</td><td>0</td><td>0</td><td>0</td><td>0</td><td>0</td></tr> <tr><td>1</td><td>0</td><td>0</td><td>0</td><td>0</td><td>0</td><td>0</td><td>0</td><td>0</td><td>0</td><td>0</td><td>0</td><td>0</td><td>0</td><td>0</td><td>0</td><td>0</td></tr> <tr><td>1</td><td>0</td><td>0</td><td>0</td><td>0</td><td>0</td><td>0</td><td>0</td><td>0</td><td>0</td><td>0</td><td>0</td><td>0</td><td>0</td><td>0</td><td>0</td><td>0</td></tr> <tr><td>1</td><td>1</td><td>1</td><td>0</td><td>0</td><td>0</td><td>0</td><td>0</td><td>0</td><td>0</td><td>0</td><td>0</td><td>0</td><td>0</td><td>0</td><td>0</td><td>0</td></tr> </table>	8	1	0	0	0	0	0		0	0	0	0	0	0	0	0	0	0	1	0	0	0	0	0	0	0	0	0	0	0	0	0	0	0	0	1	0	0	0	0	0	0	0	0	0	0	0	0	0	0	0	0	1	1	1	0	0	0	0	0	0	0	0	0	0	0	0	0	0	<table border="1"> <tr><td>1B:</td><td>4</td><td>SF:</td><td>2</td></tr> <tr><td>2B:</td><td>2</td><td>SAC:</td><td>0</td></tr> <tr><td>3B:</td><td>2</td><td>DP:</td><td>0</td></tr> <tr><td>HR:</td><td>2</td><td>HBP:</td><td>1</td></tr> </table>	1B:	4	SF:	2	2B:	2	SAC:	0	3B:	2	DP:	0	HR:	2	HBP:	1	<table border="1"> <tr><td>WP:</td><td>0</td><td>PA:</td><td>40</td></tr> <tr><td>PB:</td><td>0</td><td>CS:</td><td>0</td></tr> <tr><td>SB:</td><td>0</td><td></td><td></td></tr> <tr><td>CS:</td><td>0</td><td></td><td></td></tr> </table>	WP:	0	PA:	40	PB:	0	CS:	0	SB:	0			CS:	0																																																																																																																																																																																																																																																																																																																																																																																																																																																																																																																																																																																																																																																																																																																																																																																																																																																																																																																																																																																																																												
8	1	0	0	0	0	0	0	0	0	0	0	0	0	0	0	0																																																																																																																																																																																																																																																																																																																																																																																																																																																																																																																																																																																																																																																																																																																																																																																																																																																																																																																																																																																																																																																																																																																										
1	0	0	0	0	0	0	0	0	0	0	0	0	0	0	0	0																																																																																																																																																																																																																																																																																																																																																																																																																																																																																																																																																																																																																																																																																																																																																																																																																																																																																																																																																																																																																																																																																																																										
1	0	0	0	0	0	0	0	0	0	0	0	0	0	0	0	0																																																																																																																																																																																																																																																																																																																																																																																																																																																																																																																																																																																																																																																																																																																																																																																																																																																																																																																																																																																																																																																																																																																										
1	1	1	0	0	0	0	0	0	0	0	0	0	0	0	0	0																																																																																																																																																																																																																																																																																																																																																																																																																																																																																																																																																																																																																																																																																																																																																																																																																																																																																																																																																																																																																																																																																																																										
1B:	4	SF:	2																																																																																																																																																																																																																																																																																																																																																																																																																																																																																																																																																																																																																																																																																																																																																																																																																																																																																																																																																																																																																																																																																																																																							
2B:	2	SAC:	0																																																																																																																																																																																																																																																																																																																																																																																																																																																																																																																																																																																																																																																																																																																																																																																																																																																																																																																																																																																																																																																																																																																																							
3B:	2	DP:	0																																																																																																																																																																																																																																																																																																																																																																																																																																																																																																																																																																																																																																																																																																																																																																																																																																																																																																																																																																																																																																																																																																																																							
HR:	2	HBP:	1																																																																																																																																																																																																																																																																																																																																																																																																																																																																																																																																																																																																																																																																																																																																																																																																																																																																																																																																																																																																																																																																																																																																							
WP:	0	PA:	40																																																																																																																																																																																																																																																																																																																																																																																																																																																																																																																																																																																																																																																																																																																																																																																																																																																																																																																																																																																																																																																																																																																																							
PB:	0	CS:	0																																																																																																																																																																																																																																																																																																																																																																																																																																																																																																																																																																																																																																																																																																																																																																																																																																																																																																																																																																																																																																																																																																																																							
SB:	0																																																																																																																																																																																																																																																																																																																																																																																																																																																																																																																																																																																																																																																																																																																																																																																																																																																																																																																																																																																																																																																																																																																																									
CS:	0																																																																																																																																																																																																																																																																																																																																																																																																																																																																																																																																																																																																																																																																																																																																																																																																																																																																																																																																																																																																																																																																																																																																									
Inning Stats	<table border="1"> <tr><td>R:</td><td>1</td><td>H:</td><td>1</td></tr> <tr><td>E:</td><td>0</td><td>LOB:</td><td>0</td></tr> <tr><td>K:</td><td>1</td><td>BB:</td><td>0</td></tr> <tr><td>S:</td><td>6</td><td>P:</td><td>6</td></tr> </table>	R:	1	H:	1	E:	0	LOB:	0	K:	1	BB:	0	S:	6	P:	6	<table border="1"> <tr><td>R:</td><td>2</td><td>H:</td><td>2</td></tr> <tr><td>E:</td><td>0</td><td>LOB:</td><td>1</td></tr> <tr><td>K:</td><td>0</td><td>BB:</td><td>0</td></tr> <tr><td>S:</td><td>5</td><td>P:</td><td>6</td></tr> </table>	R:	2	H:	2	E:	0	LOB:	1	K:	0	BB:	0	S:	5	P:	6	<table border="1"> <tr><td>R:</td><td>0</td><td>H:</td><td>0</td></tr> <tr><td>E:</td><td>0</td><td>LOB:</td><td>0</td></tr> <tr><td>K:</td><td>1</td><td>BB:</td><td>0</td></tr> <tr><td>S:</td><td>5</td><td>P:</td><td>5</td></tr> </table>	R:	0	H:	0	E:	0	LOB:	0	K:	1	BB:	0	S:	5	P:	5	<table border="1"> <tr><td>R:</td><td>0</td><td>H:</td><td>0</td></tr> <tr><td>E:</td><td>0</td><td>LOB:</td><td>0</td></tr> <tr><td>K:</td><td>1</td><td>BB:</td><td>0</td></tr> <tr><td>S:</td><td>5</td><td>P:</td><td>5</td></tr> </table>	R:	0	H:	0	E:	0	LOB:	0	K:	1	BB:	0	S:	5	P:	5	<table border="1"> <tr><td>R:</td><td>0</td><td>H:</td><td>0</td></tr> <tr><td>E:</td><td>0</td><td>LOB:</td><td>0</td></tr> <tr><td>K:</td><td>1</td><td>BB:</td><td>0</td></tr> <tr><td>S:</td><td>5</td><td>P:</td><td>5</td></tr> </table>	R:	0	H:	0	E:	0	LOB:	0	K:	1	BB:	0	S:	5	P:	5	<table border="1"> <tr><td>R:</td><td>1</td><td>H:</td><td>2</td></tr> <tr><td>E:</td><td>0</td><td>LOB:</td><td>1</td></tr> <tr><td>K:</td><td>2</td><td>BB:</td><td>0</td></tr> <tr><td>S:</td><td>9</td><td>P:</td><td>9</td></tr> </table>	R:	1	H:	2	E:	0	LOB:	1	K:	2	BB:	0	S:	9	P:	9	<table border="1"> <tr><td>R:</td><td>0</td><td>H:</td><td>1</td></tr> <tr><td>E:</td><td>0</td><td>LOB:</td><td>2</td></tr> <tr><td>K:</td><td>0</td><td>BB:</td><td>1</td></tr> <tr><td>S:</td><td>4</td><td>P:</td><td>8</td></tr> </table>	R:	0	H:	1	E:	0	LOB:	2	K:	0	BB:	1	S:	4	P:	8	<table border="1"> <tr><td>R:</td><td>2</td><td>H:</td><td>2</td></tr> <tr><td>E:</td><td>0</td><td>LOB:</td><td>1</td></tr> <tr><td>K:</td><td>1</td><td>BB:</td><td>1</td></tr> <tr><td>S:</td><td>7</td><td>P:</td><td>11</td></tr> </table>	R:	2	H:	2	E:	0	LOB:	1	K:	1	BB:	1	S:	7	P:	11	<table border="1"> <tr><td>R:</td><td>1</td><td>H:</td><td>2</td></tr> <tr><td>E:</td><td>0</td><td>LOB:</td><td>1</td></tr> <tr><td>K:</td><td>0</td><td>BB:</td><td>0</td></tr> <tr><td>S:</td><td>5</td><td>P:</td><td>5</td></tr> </table>	R:	1	H:	2	E:	0	LOB:	1	K:	0	BB:	0	S:	5	P:	5	<table border="1"> <tr><td>1B:</td><td>4</td><td>SF:</td><td>2</td></tr> <tr><td>2B:</td><td>2</td><td>SAC:</td><td>0</td></tr> <tr><td>3B:</td><td>2</td><td>DP:</td><td>0</td></tr> <tr><td>HR:</td><td>2</td><td>HBP:</td><td>1</td></tr> </table>	1B:	4	SF:	2	2B:	2	SAC:	0	3B:	2	DP:	0	HR:	2	HBP:	1	<table border="1"> <tr><td>WP:</td><td>0</td><td>PA:</td><td>40</td></tr> <tr><td>PB:</td><td>0</td><td>CS:</td><td>0</td></tr> <tr><td>SB:</td><td>0</td><td></td><td></td></tr> <tr><td>CS:</td><td>0</td><td></td><td></td></tr> </table>	WP:	0	PA:	40	PB:	0	CS:	0	SB:	0			CS:	0																																																																																																																																																																																																																																																																																																																																																																																																																																																																																																																																																																																																																																																																																																																																																																																																																																																																																																																																																	
R:	1	H:	1																																																																																																																																																																																																																																																																																																																																																																																																																																																																																																																																																																																																																																																																																																																																																																																																																																																																																																																																																																																																																																																																																																																																							
E:	0	LOB:	0																																																																																																																																																																																																																																																																																																																																																																																																																																																																																																																																																																																																																																																																																																																																																																																																																																																																																																																																																																																																																																																																																																																																							
K:	1	BB:	0																																																																																																																																																																																																																																																																																																																																																																																																																																																																																																																																																																																																																																																																																																																																																																																																																																																																																																																																																																																																																																																																																																																																							
S:	6	P:	6																																																																																																																																																																																																																																																																																																																																																																																																																																																																																																																																																																																																																																																																																																																																																																																																																																																																																																																																																																																																																																																																																																																																							
R:	2	H:	2																																																																																																																																																																																																																																																																																																																																																																																																																																																																																																																																																																																																																																																																																																																																																																																																																																																																																																																																																																																																																																																																																																																																							
E:	0	LOB:	1																																																																																																																																																																																																																																																																																																																																																																																																																																																																																																																																																																																																																																																																																																																																																																																																																																																																																																																																																																																																																																																																																																																																							
K:	0	BB:	0																																																																																																																																																																																																																																																																																																																																																																																																																																																																																																																																																																																																																																																																																																																																																																																																																																																																																																																																																																																																																																																																																																																																							
S:	5	P:	6																																																																																																																																																																																																																																																																																																																																																																																																																																																																																																																																																																																																																																																																																																																																																																																																																																																																																																																																																																																																																																																																																																																																							
R:	0	H:	0																																																																																																																																																																																																																																																																																																																																																																																																																																																																																																																																																																																																																																																																																																																																																																																																																																																																																																																																																																																																																																																																																																																																							
E:	0	LOB:	0																																																																																																																																																																																																																																																																																																																																																																																																																																																																																																																																																																																																																																																																																																																																																																																																																																																																																																																																																																																																																																																																																																																																							
K:	1	BB:	0																																																																																																																																																																																																																																																																																																																																																																																																																																																																																																																																																																																																																																																																																																																																																																																																																																																																																																																																																																																																																																																																																																																																							
S:	5	P:	5																																																																																																																																																																																																																																																																																																																																																																																																																																																																																																																																																																																																																																																																																																																																																																																																																																																																																																																																																																																																																																																																																																																																							
R:	0	H:	0																																																																																																																																																																																																																																																																																																																																																																																																																																																																																																																																																																																																																																																																																																																																																																																																																																																																																																																																																																																																																																																																																																																																							
E:	0	LOB:	0																																																																																																																																																																																																																																																																																																																																																																																																																																																																																																																																																																																																																																																																																																																																																																																																																																																																																																																																																																																																																																																																																																																																							
K:	1	BB:	0																																																																																																																																																																																																																																																																																																																																																																																																																																																																																																																																																																																																																																																																																																																																																																																																																																																																																																																																																																																																																																																																																																																																							
S:	5	P:	5																																																																																																																																																																																																																																																																																																																																																																																																																																																																																																																																																																																																																																																																																																																																																																																																																																																																																																																																																																																																																																																																																																																																							
R:	0	H:	0																																																																																																																																																																																																																																																																																																																																																																																																																																																																																																																																																																																																																																																																																																																																																																																																																																																																																																																																																																																																																																																																																																																																							
E:	0	LOB:	0																																																																																																																																																																																																																																																																																																																																																																																																																																																																																																																																																																																																																																																																																																																																																																																																																																																																																																																																																																																																																																																																																																																																							
K:	1	BB:	0																																																																																																																																																																																																																																																																																																																																																																																																																																																																																																																																																																																																																																																																																																																																																																																																																																																																																																																																																																																																																																																																																																																																							
S:	5	P:	5																																																																																																																																																																																																																																																																																																																																																																																																																																																																																																																																																																																																																																																																																																																																																																																																																																																																																																																																																																																																																																																																																																																																							
R:	1	H:	2																																																																																																																																																																																																																																																																																																																																																																																																																																																																																																																																																																																																																																																																																																																																																																																																																																																																																																																																																																																																																																																																																																																																							
E:	0	LOB:	1																																																																																																																																																																																																																																																																																																																																																																																																																																																																																																																																																																																																																																																																																																																																																																																																																																																																																																																																																																																																																																																																																																																																							
K:	2	BB:	0																																																																																																																																																																																																																																																																																																																																																																																																																																																																																																																																																																																																																																																																																																																																																																																																																																																																																																																																																																																																																																																																																																																																							
S:	9	P:	9																																																																																																																																																																																																																																																																																																																																																																																																																																																																																																																																																																																																																																																																																																																																																																																																																																																																																																																																																																																																																																																																																																																																							
R:	0	H:	1																																																																																																																																																																																																																																																																																																																																																																																																																																																																																																																																																																																																																																																																																																																																																																																																																																																																																																																																																																																																																																																																																																																																							
E:	0	LOB:	2																																																																																																																																																																																																																																																																																																																																																																																																																																																																																																																																																																																																																																																																																																																																																																																																																																																																																																																																																																																																																																																																																																																																							
K:	0	BB:	1																																																																																																																																																																																																																																																																																																																																																																																																																																																																																																																																																																																																																																																																																																																																																																																																																																																																																																																																																																																																																																																																																																																																							
S:	4	P:	8																																																																																																																																																																																																																																																																																																																																																																																																																																																																																																																																																																																																																																																																																																																																																																																																																																																																																																																																																																																																																																																																																																																																							
R:	2	H:	2																																																																																																																																																																																																																																																																																																																																																																																																																																																																																																																																																																																																																																																																																																																																																																																																																																																																																																																																																																																																																																																																																																																																							
E:	0	LOB:	1																																																																																																																																																																																																																																																																																																																																																																																																																																																																																																																																																																																																																																																																																																																																																																																																																																																																																																																																																																																																																																																																																																																																							
K:	1	BB:	1																																																																																																																																																																																																																																																																																																																																																																																																																																																																																																																																																																																																																																																																																																																																																																																																																																																																																																																																																																																																																																																																																																																																							
S:	7	P:	11																																																																																																																																																																																																																																																																																																																																																																																																																																																																																																																																																																																																																																																																																																																																																																																																																																																																																																																																																																																																																																																																																																																																							
R:	1	H:	2																																																																																																																																																																																																																																																																																																																																																																																																																																																																																																																																																																																																																																																																																																																																																																																																																																																																																																																																																																																																																																																																																																																																							
E:	0	LOB:	1																																																																																																																																																																																																																																																																																																																																																																																																																																																																																																																																																																																																																																																																																																																																																																																																																																																																																																																																																																																																																																																																																																																																							
K:	0	BB:	0																																																																																																																																																																																																																																																																																																																																																																																																																																																																																																																																																																																																																																																																																																																																																																																																																																																																																																																																																																																																																																																																																																																																							
S:	5	P:	5																																																																																																																																																																																																																																																																																																																																																																																																																																																																																																																																																																																																																																																																																																																																																																																																																																																																																																																																																																																																																																																																																																																																							
1B:	4	SF:	2																																																																																																																																																																																																																																																																																																																																																																																																																																																																																																																																																																																																																																																																																																																																																																																																																																																																																																																																																																																																																																																																																																																																							
2B:	2	SAC:	0																																																																																																																																																																																																																																																																																																																																																																																																																																																																																																																																																																																																																																																																																																																																																																																																																																																																																																																																																																																																																																																																																																																																							
3B:	2	DP:	0																																																																																																																																																																																																																																																																																																																																																																																																																																																																																																																																																																																																																																																																																																																																																																																																																																																																																																																																																																																																																																																																																																																																							
HR:	2	HBP:	1																																																																																																																																																																																																																																																																																																																																																																																																																																																																																																																																																																																																																																																																																																																																																																																																																																																																																																																																																																																																																																																																																																																																							
WP:	0	PA:	40																																																																																																																																																																																																																																																																																																																																																																																																																																																																																																																																																																																																																																																																																																																																																																																																																																																																																																																																																																																																																																																																																																																																							
PB:	0	CS:	0																																																																																																																																																																																																																																																																																																																																																																																																																																																																																																																																																																																																																																																																																																																																																																																																																																																																																																																																																																																																																																																																																																																																							
SB:	0																																																																																																																																																																																																																																																																																																																																																																																																																																																																																																																																																																																																																																																																																																																																																																																																																																																																																																																																																																																																																																																																																																																																									
CS:	0																																																																																																																																																																																																																																																																																																																																																																																																																																																																																																																																																																																																																																																																																																																																																																																																																																																																																																																																																																																																																																																																																																																																									
PITCHER	<table border="1"> <tr><td>IP</td><td>WLS</td><td>BF</td><td>H</td><td>R</td><td>ER</td><td>SO</td><td>BB</td><td>IBB</td><td>HBP</td><td>BLK</td><td>WP</td><td>HR</td><td>S</td><td>P</td><td>ERA</td><td>WHIP</td></tr> <tr><td>53 Rich Hill, L</td><td>(1,1)</td><td>5.0</td><td>19</td><td>3</td><td>3</td><td>3</td><td>4</td><td>0</td><td>0</td><td>1</td><td>0</td><td>0</td><td>1</td><td>26</td><td>27</td><td>5.40</td><td>0.600</td></tr> <tr><td>13 Will Ohman, L</td><td>(6,1)</td><td>1.0</td><td>L</td><td>5</td><td>2</td><td>1</td><td>1</td><td>2</td><td>0</td><td>0</td><td>0</td><td>0</td><td>0</td><td>9</td><td>9</td><td>9.00</td><td>2.000</td></tr> <tr><td>49 Carlos Marmol, R</td><td>(7,1)</td><td>1.0</td><td>L</td><td>5</td><td>1</td><td>0</td><td>0</td><td>0</td><td>1</td><td>0</td><td>0</td><td>0</td><td>0</td><td>4</td><td>8</td><td>0.00</td><td>2.000</td></tr> <tr><td>48 Neal Cotts, L</td><td>(8,1)</td><td>1.0</td><td>L</td><td>6</td><td>2</td><td>2</td><td>2</td><td>1</td><td>1</td><td>0</td><td>0</td><td>0</td><td>1</td><td>7</td><td>11</td><td>18.00</td><td>3.000</td></tr> <tr><td>60 Les Walrond, L</td><td>(9,1)</td><td>1.0</td><td>L</td><td>5</td><td>2</td><td>1</td><td>1</td><td>0</td><td>0</td><td>0</td><td>0</td><td>0</td><td>0</td><td>5</td><td>5</td><td>9.00</td><td>2.000</td></tr> </table>	IP	WLS	BF	H	R	ER	SO	BB	IBB	HBP	BLK	WP	HR	S	P	ERA	WHIP	53 Rich Hill, L	(1,1)	5.0	19	3	3	3	4	0	0	1	0	0	1	26	27	5.40	0.600	13 Will Ohman, L	(6,1)	1.0	L	5	2	1	1	2	0	0	0	0	0	9	9	9.00	2.000	49 Carlos Marmol, R	(7,1)	1.0	L	5	1	0	0	0	1	0	0	0	0	4	8	0.00	2.000	48 Neal Cotts, L	(8,1)	1.0	L	6	2	2	2	1	1	0	0	0	1	7	11	18.00	3.000	60 Les Walrond, L	(9,1)	1.0	L	5	2	1	1	0	0	0	0	0	0	5	5	9.00	2.000	PITCHER	<table border="1"> <tr><td>IP</td><td>WLS</td><td>BF</td><td>H</td><td>R</td><td>ER</td><td>SO</td><td>BB</td><td>IBB</td><td>HBP</td><td>BLK</td><td>WP</td><td>HR</td><td>S</td><td>P</td><td>ERA</td><td>WHIP</td></tr> <tr><td>12 Alfonso Soriano, R</td><td>(1,8)</td><td>4.0</td><td>19</td><td>3</td><td>3</td><td>3</td><td>4</td><td>0</td><td>0</td><td>1</td><td>0</td><td>0</td><td>1</td><td>26</td><td>27</td><td>5.40</td><td>0.600</td></tr> <tr><td>17 Felix Pie, L</td><td>(7,8)</td><td>1.0</td><td>L</td><td>5</td><td>2</td><td>1</td><td>1</td><td>2</td><td>0</td><td>0</td><td>0</td><td>0</td><td>0</td><td>9</td><td>9</td><td>9.00</td><td>2.000</td></tr> <tr><td>19 Matt Murton, R</td><td>(1,7)</td><td>1.0</td><td>L</td><td>5</td><td>1</td><td>0</td><td>0</td><td>0</td><td>1</td><td>0</td><td>0</td><td>0</td><td>0</td><td>4</td><td>8</td><td>0.00</td><td>2.000</td></tr> <tr><td>2 Ryan Theriot, R</td><td>(8,9)</td><td>1.0</td><td>L</td><td>5</td><td>1</td><td>0</td><td>0</td><td>0</td><td>1</td><td>0</td><td>0</td><td>0</td><td>0</td><td>4</td><td>8</td><td>0.00</td><td>2.000</td></tr> <tr><td>25 Derrek Lee, R</td><td>(1,3)</td><td>1.0</td><td>L</td><td>6</td><td>2</td><td>2</td><td>2</td><td>1</td><td>1</td><td>0</td><td>0</td><td>0</td><td>1</td><td>7</td><td>11</td><td>18.00</td><td>3.000</td></tr> <tr><td>76 Micah Hoffpauir, L</td><td>(8,3)</td><td>1.0</td><td>L</td><td>5</td><td>2</td><td>1</td><td>1</td><td>0</td><td>0</td><td>0</td><td>0</td><td>0</td><td>0</td><td>5</td><td>5</td><td>9.00</td><td>2.000</td></tr> <tr><td>16 Aramis Ramirez, R</td><td>(1,5)</td><td>1.0</td><td>L</td><td>5</td><td>2</td><td>1</td><td>1</td><td>0</td><td>0</td><td>0</td><td>0</td><td>0</td><td>0</td><td>5</td><td>5</td><td>9.00</td><td>2.000</td></tr> <tr><td>64 Casey McGehee, R</td><td>(7,PR)</td><td>1.0</td><td>L</td><td>5</td><td>2</td><td>1</td><td>1</td><td>0</td><td>0</td><td>0</td><td>0</td><td>0</td><td>0</td><td>5</td><td>5</td><td>9.00</td><td>2.000</td></tr> <tr><td>Jacque Jones, L</td><td>(1,9)</td><td>1.0</td><td>L</td><td>5</td><td>2</td><td>1</td><td>1</td><td>0</td><td>0</td><td>0</td><td>0</td><td>0</td><td>0</td><td>5</td><td>5</td><td>9.00</td><td>2.000</td></tr> <tr><td>27 Buck Coats, L</td><td>(8,7)</td><td>1.0</td><td>L</td><td>5</td><td>2</td><td>1</td><td>1</td><td>0</td><td>0</td><td>0</td><td>0</td><td>0</td><td>0</td><td>5</td><td>5</td><td>9.00</td><td>2.000</td></tr> <tr><td>Michael Barrett, R</td><td>(1,2)</td><td>1.0</td><td>L</td><td>5</td><td>2</td><td>1</td><td>1</td><td>0</td><td>0</td><td>0</td><td>0</td><td>0</td><td>0</td><td>5</td><td>5</td><td>9.00</td><td>2.000</td></tr> <tr><td>49 Carlos Marmol, R</td><td>(7,1)</td><td>1.0</td><td>L</td><td>5</td><td>2</td><td>1</td><td>1</td><td>0</td><td>0</td><td>0</td><td>0</td><td>0</td><td>0</td><td>5</td><td>5</td><td>9.00</td><td>2.000</td></tr> <tr><td>48 Neal Cotts, L</td><td>(8,1)</td><td>1.0</td><td>L</td><td>5</td><td>2</td><td>1</td><td>1</td><td>0</td><td>0</td><td>0</td><td>0</td><td>0</td><td>0</td><td>5</td><td>5</td><td>9.00</td><td>2.000</td></tr> <tr><td>32 Daryle Ward, L</td><td>(8,PH)</td><td>1.0</td><td>L</td><td>5</td><td>2</td><td>1</td><td>1</td><td>0</td><td>0</td><td>0</td><td>0</td><td>0</td><td>0</td><td>5</td><td>5</td><td>9.00</td><td>2.000</td></tr> <tr><td>60 Les Walrond, L</td><td>(9,1)</td><td>1.0</td><td>L</td><td>5</td><td>2</td><td>1</td><td>1</td><td>0</td><td>0</td><td>0</td><td>0</td><td>0</td><td>0</td><td>5</td><td>5</td><td>9.00</td><td>2.000</td></tr> <tr><td>Mark DeRosa, R</td><td>(1,4)</td><td>1.0</td><td>L</td><td>5</td><td>2</td><td>1</td><td>1</td><td>0</td><td>0</td><td>0</td><td>0</td><td>0</td><td>0</td><td>5</td><td>5</td><td>9.00</td><td>2.000</td></tr> <tr><td>Cesar Izturis, S</td><td>(1,6)</td><td>1.0</td><td>L</td><td>5</td><td>2</td><td>1</td><td>1</td><td>0</td><td>0</td><td>0</td><td>0</td><td>0</td><td>0</td><td>5</td><td>5</td><td>9.00</td><td>2.000</td></tr> <tr><td>Tomas Perez, S</td><td>(8,6)</td><td>1.0</td><td>L</td><td>5</td><td>2</td><td>1</td><td>1</td><td>0</td><td>0</td><td>0</td><td>0</td><td>0</td><td>0</td><td>5</td><td>5</td><td>9.00</td><td>2.000</td></tr> <tr><td>53 Rich Hill, L</td><td>(1,1)</td><td>1.0</td><td>L</td><td>5</td><td>2</td><td>1</td><td>1</td><td>0</td><td>0</td><td>0</td><td>0</td><td>0</td><td>0</td><td>5</td><td>5</td><td>9.00</td><td>2.000</td></tr> <tr><td>13 Will Ohman, L</td><td>(6,1)</td><td>1.0</td><td>L</td><td>5</td><td>2</td><td>1</td><td>1</td><td>0</td><td>0</td><td>0</td><td>0</td><td>0</td><td>0</td><td>5</td><td>5</td><td>9.00</td><td>2.000</td></tr> <tr><td>74 Jake Fox, R</td><td>(6,PH)</td><td>1.0</td><td>L</td><td>5</td><td>2</td><td>1</td><td>1</td><td>0</td><td>0</td><td>0</td><td>0</td><td>0</td><td>0</td><td>5</td><td>5</td><td>9.00</td><td>2.000</td></tr> <tr> <td> Inning Stats </td> <td> <table border="1"> <tr><td>R:</td><td>3</td><td>H:</td><td>3</td></tr> <tr><td>E:</td><td>0</td><td>LOB:</td><td>1</td></tr> <tr><td>K:</td><td>0</td><td>BB:</td><td>1</td></tr> <tr><td>S:</td><td>6</td><td>P:</td><td>10</td></tr> </table> </td> <td> <table border="1"> <tr><td>R:</td><td>0</td><td>H:</td><td>1</td></tr> <tr><td>E:</td><td>0</td><td>LOB:</td><td>1</td></tr> <tr><td>K:</td><td>0</td><td>BB:</td><td>0</td></tr> <tr><td>S:</td><td>4</td><td>P:</td><td>4</td></tr> </table> </td> <td> <table border="1"> <tr><td>R:</td><td>0</td><td>H:</td><td>1</td></tr> <tr><td>E:</td><td>0</td><td>LOB:</td><td>1</td></tr> <tr><td>K:</td><td>1</td><td>BB:</td><td>0</td></tr> <tr><td>S:</td><td>6</td><td>P:</td><td>6</td></tr> </table> </td> <td> <table border="1"> <tr><td>R:</td><td>0</td><td>H:</td><td>0</td></tr> <tr><td>E:</td><td>0</td><td>LOB:</td><td>1</td></tr> <tr><td>K:</td><td>0</td><td>BB:</td><td>1</td></tr> <tr><td>S:</td><td>3</td><td>P:</td><td>7</td></tr> </table> </td> <td> <table border="1"> <tr><td>R:</td><td>0</td><td>H:</td><td>0</td></tr> <tr><td>E:</td><td>0</td><td>LOB:</td><td>1</td></tr> <tr><td>K:</td><td>0</td><td>BB:</td><td>1</td></tr> <tr><td>S:</td><td>3</td><td>P:</td><td>7</td></tr> </table> </td> <td> <table border="1"> <tr><td>R:</td><td>0</td><td>H:</td><td>1</td></tr> <tr><td>E:</td><td>0</td><td>LOB:</td><td>2</td></tr> <tr><td>K:</td><td>0</td><td>BB:</td><td>1</td></tr> <tr><td>S:</td><td>4</td><td>P:</td><td>8</td></tr> </table> </td> <td> <table border="1"> <tr><td>R:</td><td>0</td><td>H:</td><td>1</td></tr> <tr><td>E:</td><td>0</td><td>LOB:</td><td>1</td></tr> <tr><td>K:</td><td>0</td><td>BB:</td><td>0</td></tr> <tr><td>S:</td><td>4</td><td>P:</td><td>4</td></tr> </table> </td> <td> <table border="1"> <tr><td>R:</td><td>0</td><td>H:</td><td>0</td></tr> <tr><td>E:</td><td>0</td><td>LOB:</td><td>1</td></tr> <tr><td>K:</td><td>2</td><td>BB:</td><td>1</td></tr> <tr><td>S:</td><td>7</td><td>P:</td><td>11</td></tr> </table> </td> <td> <table border="1"> <tr><td>R:</td><td>0</td><td>H:</td><td>1</td></tr> <tr><td>E:</td><td>0</td><td>LOB:</td><td>1</td></tr> <tr><td>K:</td><td>1</td><td>BB:</td><td>0</td></tr> <tr><td>S:</td><td>6</td><td>P:</td><td>6</td></tr> </table> </td> <td> <table border="1"> <tr><td>1B:</td><td>5</td><td>SF:</td><td>0</td></tr> <tr><td>2B:</td><td>2</td><td>SAC:</td><td>1</td></tr> <tr><td>3B:</td><td>0</td><td>DP:</td><td>0</td></tr> <tr><td>HR:</td><td>1</td><td>HBP:</td><td>0</td></tr> </table> </td> <td> <table border="1"> <tr><td>WP:</td><td>0</td><td>PA:</td><td>40</td></tr> <tr><td>PB:</td><td>0</td><td>CS:</td><td>0</td></tr> <tr><td>SB:</td><td>0</td><td></td><td></td></tr> <tr><td>CS:</td><td>0</td><td></td><td></td></tr> </table> </td> </tr> <tr> <td> PITCHER </td> <td> <table border="1"> <tr><td>IP</td><td>WLS</td><td>BF</td><td>H</td><td>R</td><td>ER</td><td>SO</td><td>BB</td><td>IBB</td><td>HBP</td><td>BLK</td><td>WP</td><td>HR</td><td>S</td><td>P</td><td>ERA</td><td>WHIP</td></tr> <tr><td>54 Tim Stauffer, R</td><td>(1,1)</td><td>1.0</td><td>L</td><td>5</td><td>2</td><td>1</td><td>1</td><td>0</td><td>0</td><td>0</td><td>0</td><td>0</td><td>0</td><td>5</td><td>5</td><td>9.00</td><td>2.000</td></tr> <tr><td>39 Mike Thompson, R</td><td>(2,1)</td><td>3.0</td><td>L</td><td>12</td><td>2</td><td>0</td><td>0</td><td>1</td><td>1</td><td>0</td><td>0</td><td>0</td><td>0</td><td>13</td><td>17</td><td>0.00</td><td>1.000</td></tr> <tr><td>58 Andrew Brown, R</td><td>(5,1)</td><td>1.0</td><td>W</td><td>4</td><td>0</td><td>0</td><td>0</td><td>0</td><td>1</td><td>0</td><td>0</td><td>0</td><td>0</td><td>3</td><td>7</td><td>0.00</td><td>1.000</td></tr> <tr><td>40 Royce Ring, L</td><td>(6,1)</td><td>1.0</td><td>H</td><td>5</td><td>1</td><td>0</td><td>0</td><td>0</td><td>1</td><td>0</td><td>0</td><td>0</td><td>0</td><td>4</td><td>8</td><td>0.00</td><td>2.000</td></tr> <tr><td>21 Heath Bell, R</td><td>(7,1)</td><td>1.0</td><td>H</td><td>4</td><td>1</td><td>0</td><td>0</td><td>0</td><td>0</td><td>0</td><td>0</td><td>0</td><td>0</td><td>4</td><td>4</td><td>0.00</td><td>1.000</td></tr> <tr><td>79 Aaron Rakers, R</td><td>(8,1)</td><td>1.0</td><td>H</td><td>4</td><td>1</td><td>0</td><td>0</td><td>0</td><td>0</td><td>0</td><td>0</td><td>0</td><td>0</td><td>4</td><td>4</td><td>0.00</td><td>1.000</td></tr> <tr><td>56 Scott Cassidy, R</td><td>(9,1)</td><td>1.0</td><td>H</td><td>4</td><td>1</td><td>0</td><td>0</td><td>0</td><td>0</td><td>0</td><td>0</td><td>0</td><td>0</td><td>4</td><td>4</td><td>0.00</td><td>1.000</td></tr> </table> </td> <td> PITCHER </td> <td> <table border="1"> <tr><td>IP</td><td>WLS</td><td>BF</td><td>H</td><td>R</td><td>ER</td><td>SO</td><td>BB</td><td>IBB</td><td>HBP</td><td>BLK</td><td>WP</td><td>HR</td><td>S</td><td>P</td><td>ERA</td><td>WHIP</td></tr> <tr><td>12 Alfonso Soriano, R</td><td>(1,8)</td><td>4.0</td><td>19</td><td>3</td><td>3</td><td>3</td><td>4</td><td>0</td><td>0</td><td>1</td><td>0</td><td>0</td><td>1</td><td>26</td><td>27</td><td>5.40</td><td>0.600</td></tr> <tr><td>17 Felix Pie, L</td><td>(7,8)</td><td>1.0</td><td>L</td><td>5</td><td>2</td><td>1</td><td>1</td><td>2</td><td>0</td><td>0</td><td>0</td><td>0</td><td>0</td><td>9</td><td>9</td><td>9.00</td><td>2.000</td></tr> <tr><td>19 Matt Murton, R</td><td>(1,7)</td><td>1.0</td><td>L</td><td>5</td><td>1</td><td>0</td><td>0</td><td>0</td><td>1</td><td>0</td><td>0</td><td>0</td><td>0</td><td>4</td><td>8</td><td>0.00</td><td>2.000</td></tr> <tr><td>2 Ryan Theriot, R</td><td>(8,9)</td><td>1.0</td><td>L</td><td>5</td><td>1</td><td>0</td><td>0</td><td>0</td><td>1</td><td>0</td><td>0</td><td>0</td><td>0</td><td>4</td><td>8</td><td>0.00</td><td>2.000</td></tr> <tr><td>25 Derrek Lee, R</td><td>(1,3)</td><td>1.0</td><td>L</td><td>6</td><td>2</td><td>2</td><td>2</td><td>1</td><td>1</td><td>0</td><td>0</td><td>0</td><td>1</td><td>7</td><td>11</td><td>18.00</td><td>3.000</td></tr> <tr><td>76 Micah Hoffpauir, L</td><td>(8,3)</td><td>1.0</td><td>L</td><td>5</td><td>2</td><td>1</td><td>1</td><td>0</td><td>0</td><td>0</td><td>0</td><td>0</td><td>0</td><td>5</td><td>5</td><td>9.00</td><td>2.000</td></tr> <tr><td>16 Aramis Ramirez, R</td><td>(1,5)</td><td>1.0</td><td>L</td><td>5</td><td>2</td><td>1</td><td>1</td><td>0</td><td>0</td><td>0</td><td>0</td><td>0</td><td>0</td><td>5</td><td>5</td><td>9.00</td><td>2.000</td></tr> <tr><td>64 Casey McGehee, R</td><td>(7,PR)</td><td>1.0</td><td>L</td><td>5</td><td>2</td><td>1</td><td>1</td><td>0</td><td>0</td><td>0</td><td>0</td><td>0</td><td>0</td><td>5</td><td>5</td><td>9.00</td><td>2.000</td></tr> <tr><td>Jacque Jones, L</td><td>(1,9)</td><td>1.0</td><td>L</td><td>5</td><td>2</td><td>1</td><td>1</td><td>0</td><td>0</td><td>0</td><td>0</td><td>0</td><td>0</td><td>5</td><td>5</td><td>9.00</td><td>2.000</td></tr> <tr><td>27 Buck Coats, L</td><td>(8,7)</td><td>1.0</td><td>L</td><td>5</td><td>2</td><td>1</td><td>1</td><td>0</td><td>0</td><td>0</td><td>0</td><td>0</td><td>0</td><td>5</td><td>5</td><td>9.00</td><td>2.000</td></tr> <tr><td>Michael Barrett, R</td><td>(1,2)</td><td>1.0</td><td>L</td><td>5</td><td>2</td><td>1</td><td>1</td><td>0</td><td>0</td><td>0</td><td>0</td><td>0</td><td>0</td><td>5</td><td>5</td><td>9.00</td><td>2.000</td></tr> <tr><td>49 Carlos Marmol, R</td><td>(7,1)</td><td>1.0</td><td>L</td><td>5</td><td>2</td><td>1</td><td>1</td><td>0</td><td>0</td><td>0</td><td>0</td><td>0</td><td>0</td><td>5</td><td>5</td><td>9.00</td><td>2.000</td></tr> <tr><td>48 Neal Cotts, L</td><td>(8,1)</td><td>1.0</td><td>L</td><td>5</td><td>2</td><td>1</td><td>1</td><td>0</td><td>0</td><td>0</td><td>0</td><td>0</td><td>0</td><td>5</td><td>5</td><td>9.00</td><td>2.000</td></tr> <tr><td>32 Daryle Ward, L</td><td>(8,PH)</td><td>1.0</td><td>L</td><td>5</td><td>2</td><td>1</td></tr></table></td></tr></table>	IP	WLS	BF	H	R	ER	SO	BB	IBB	HBP	BLK	WP	HR	S	P	ERA	WHIP	12 Alfonso Soriano, R	(1,8)	4.0	19	3	3	3	4	0	0	1	0	0	1	26	27	5.40	0.600	17 Felix Pie, L	(7,8)	1.0	L	5	2	1	1	2	0	0	0	0	0	9	9	9.00	2.000	19 Matt Murton, R	(1,7)	1.0	L	5	1	0	0	0	1	0	0	0	0	4	8	0.00	2.000	2 Ryan Theriot, R	(8,9)	1.0	L	5	1	0	0	0	1	0	0	0	0	4	8	0.00	2.000	25 Derrek Lee, R	(1,3)	1.0	L	6	2	2	2	1	1	0	0	0	1	7	11	18.00	3.000	76 Micah Hoffpauir, L	(8,3)	1.0	L	5	2	1	1	0	0	0	0	0	0	5	5	9.00	2.000	16 Aramis Ramirez, R	(1,5)	1.0	L	5	2	1	1	0	0	0	0	0	0	5	5	9.00	2.000	64 Casey McGehee, R	(7,PR)	1.0	L	5	2	1	1	0	0	0	0	0	0	5	5	9.00	2.000	Jacque Jones, L	(1,9)	1.0	L	5	2	1	1	0	0	0	0	0	0	5	5	9.00	2.000	27 Buck Coats, L	(8,7)	1.0	L	5	2	1	1	0	0	0	0	0	0	5	5	9.00	2.000	Michael Barrett, R	(1,2)	1.0	L	5	2	1	1	0	0	0	0	0	0	5	5	9.00	2.000	49 Carlos Marmol, R	(7,1)	1.0	L	5	2	1	1	0	0	0	0	0	0	5	5	9.00	2.000	48 Neal Cotts, L	(8,1)	1.0	L	5	2	1	1	0	0	0	0	0	0	5	5	9.00	2.000	32 Daryle Ward, L	(8,PH)	1.0	L	5	2	1	1	0	0	0	0	0	0	5	5	9.00	2.000	60 Les Walrond, L	(9,1)	1.0	L	5	2	1	1	0	0	0	0	0	0	5	5	9.00	2.000	Mark DeRosa, R	(1,4)	1.0	L	5	2	1	1	0	0	0	0	0	0	5	5	9.00	2.000	Cesar Izturis, S	(1,6)	1.0	L	5	2	1	1	0	0	0	0	0	0	5	5	9.00	2.000	Tomas Perez, S	(8,6)	1.0	L	5	2	1	1	0	0	0	0	0	0	5	5	9.00	2.000	53 Rich Hill, L	(1,1)	1.0	L	5	2	1	1	0	0	0	0	0	0	5	5	9.00	2.000	13 Will Ohman, L	(6,1)	1.0	L	5	2	1	1	0	0	0	0	0	0	5	5	9.00	2.000	74 Jake Fox, R	(6,PH)	1.0	L	5	2	1	1	0	0	0	0	0	0	5	5	9.00	2.000	Inning Stats	<table border="1"> <tr><td>R:</td><td>3</td><td>H:</td><td>3</td></tr> <tr><td>E:</td><td>0</td><td>LOB:</td><td>1</td></tr> <tr><td>K:</td><td>0</td><td>BB:</td><td>1</td></tr> <tr><td>S:</td><td>6</td><td>P:</td><td>10</td></tr> </table>	R:	3	H:	3	E:	0	LOB:	1	K:	0	BB:	1	S:	6	P:	10	<table border="1"> <tr><td>R:</td><td>0</td><td>H:</td><td>1</td></tr> <tr><td>E:</td><td>0</td><td>LOB:</td><td>1</td></tr> <tr><td>K:</td><td>0</td><td>BB:</td><td>0</td></tr> <tr><td>S:</td><td>4</td><td>P:</td><td>4</td></tr> </table>	R:	0	H:	1	E:	0	LOB:	1	K:	0	BB:	0	S:	4	P:	4	<table border="1"> <tr><td>R:</td><td>0</td><td>H:</td><td>1</td></tr> <tr><td>E:</td><td>0</td><td>LOB:</td><td>1</td></tr> <tr><td>K:</td><td>1</td><td>BB:</td><td>0</td></tr> <tr><td>S:</td><td>6</td><td>P:</td><td>6</td></tr> </table>	R:	0	H:	1	E:	0	LOB:	1	K:	1	BB:	0	S:	6	P:	6	<table border="1"> <tr><td>R:</td><td>0</td><td>H:</td><td>0</td></tr> <tr><td>E:</td><td>0</td><td>LOB:</td><td>1</td></tr> <tr><td>K:</td><td>0</td><td>BB:</td><td>1</td></tr> <tr><td>S:</td><td>3</td><td>P:</td><td>7</td></tr> </table>	R:	0	H:	0	E:	0	LOB:	1	K:	0	BB:	1	S:	3	P:	7	<table border="1"> <tr><td>R:</td><td>0</td><td>H:</td><td>0</td></tr> <tr><td>E:</td><td>0</td><td>LOB:</td><td>1</td></tr> <tr><td>K:</td><td>0</td><td>BB:</td><td>1</td></tr> <tr><td>S:</td><td>3</td><td>P:</td><td>7</td></tr> </table>	R:	0	H:	0	E:	0	LOB:	1	K:	0	BB:	1	S:	3	P:	7	<table border="1"> <tr><td>R:</td><td>0</td><td>H:</td><td>1</td></tr> <tr><td>E:</td><td>0</td><td>LOB:</td><td>2</td></tr> <tr><td>K:</td><td>0</td><td>BB:</td><td>1</td></tr> <tr><td>S:</td><td>4</td><td>P:</td><td>8</td></tr> </table>	R:	0	H:	1	E:	0	LOB:	2	K:	0	BB:	1	S:	4	P:	8	<table border="1"> <tr><td>R:</td><td>0</td><td>H:</td><td>1</td></tr> <tr><td>E:</td><td>0</td><td>LOB:</td><td>1</td></tr> <tr><td>K:</td><td>0</td><td>BB:</td><td>0</td></tr> <tr><td>S:</td><td>4</td><td>P:</td><td>4</td></tr> </table>	R:	0	H:	1	E:	0	LOB:	1	K:	0	BB:	0	S:	4	P:	4	<table border="1"> <tr><td>R:</td><td>0</td><td>H:</td><td>0</td></tr> <tr><td>E:</td><td>0</td><td>LOB:</td><td>1</td></tr> <tr><td>K:</td><td>2</td><td>BB:</td><td>1</td></tr> <tr><td>S:</td><td>7</td><td>P:</td><td>11</td></tr> </table>	R:	0	H:	0	E:	0	LOB:	1	K:	2	BB:	1	S:	7	P:	11	<table border="1"> <tr><td>R:</td><td>0</td><td>H:</td><td>1</td></tr> <tr><td>E:</td><td>0</td><td>LOB:</td><td>1</td></tr> <tr><td>K:</td><td>1</td><td>BB:</td><td>0</td></tr> <tr><td>S:</td><td>6</td><td>P:</td><td>6</td></tr> </table>	R:	0	H:	1	E:	0	LOB:	1	K:	1	BB:	0	S:	6	P:	6	<table border="1"> <tr><td>1B:</td><td>5</td><td>SF:</td><td>0</td></tr> <tr><td>2B:</td><td>2</td><td>SAC:</td><td>1</td></tr> <tr><td>3B:</td><td>0</td><td>DP:</td><td>0</td></tr> <tr><td>HR:</td><td>1</td><td>HBP:</td><td>0</td></tr> </table>	1B:	5	SF:	0	2B:	2	SAC:	1	3B:	0	DP:	0	HR:	1	HBP:	0	<table border="1"> <tr><td>WP:</td><td>0</td><td>PA:</td><td>40</td></tr> <tr><td>PB:</td><td>0</td><td>CS:</td><td>0</td></tr> <tr><td>SB:</td><td>0</td><td></td><td></td></tr> <tr><td>CS:</td><td>0</td><td></td><td></td></tr> </table>	WP:	0	PA:	40	PB:	0	CS:	0	SB:	0			CS:	0			PITCHER	<table border="1"> <tr><td>IP</td><td>WLS</td><td>BF</td><td>H</td><td>R</td><td>ER</td><td>SO</td><td>BB</td><td>IBB</td><td>HBP</td><td>BLK</td><td>WP</td><td>HR</td><td>S</td><td>P</td><td>ERA</td><td>WHIP</td></tr> <tr><td>54 Tim Stauffer, R</td><td>(1,1)</td><td>1.0</td><td>L</td><td>5</td><td>2</td><td>1</td><td>1</td><td>0</td><td>0</td><td>0</td><td>0</td><td>0</td><td>0</td><td>5</td><td>5</td><td>9.00</td><td>2.000</td></tr> <tr><td>39 Mike Thompson, R</td><td>(2,1)</td><td>3.0</td><td>L</td><td>12</td><td>2</td><td>0</td><td>0</td><td>1</td><td>1</td><td>0</td><td>0</td><td>0</td><td>0</td><td>13</td><td>17</td><td>0.00</td><td>1.000</td></tr> <tr><td>58 Andrew Brown, R</td><td>(5,1)</td><td>1.0</td><td>W</td><td>4</td><td>0</td><td>0</td><td>0</td><td>0</td><td>1</td><td>0</td><td>0</td><td>0</td><td>0</td><td>3</td><td>7</td><td>0.00</td><td>1.000</td></tr> <tr><td>40 Royce Ring, L</td><td>(6,1)</td><td>1.0</td><td>H</td><td>5</td><td>1</td><td>0</td><td>0</td><td>0</td><td>1</td><td>0</td><td>0</td><td>0</td><td>0</td><td>4</td><td>8</td><td>0.00</td><td>2.000</td></tr> <tr><td>21 Heath Bell, R</td><td>(7,1)</td><td>1.0</td><td>H</td><td>4</td><td>1</td><td>0</td><td>0</td><td>0</td><td>0</td><td>0</td><td>0</td><td>0</td><td>0</td><td>4</td><td>4</td><td>0.00</td><td>1.000</td></tr> <tr><td>79 Aaron Rakers, R</td><td>(8,1)</td><td>1.0</td><td>H</td><td>4</td><td>1</td><td>0</td><td>0</td><td>0</td><td>0</td><td>0</td><td>0</td><td>0</td><td>0</td><td>4</td><td>4</td><td>0.00</td><td>1.000</td></tr> <tr><td>56 Scott Cassidy, R</td><td>(9,1)</td><td>1.0</td><td>H</td><td>4</td><td>1</td><td>0</td><td>0</td><td>0</td><td>0</td><td>0</td><td>0</td><td>0</td><td>0</td><td>4</td><td>4</td><td>0.00</td><td>1.000</td></tr> </table>	IP	WLS	BF	H	R	ER	SO	BB	IBB	HBP	BLK	WP	HR	S	P	ERA	WHIP	54 Tim Stauffer, R	(1,1)	1.0	L	5	2	1	1	0	0	0	0	0	0	5	5	9.00	2.000	39 Mike Thompson, R	(2,1)	3.0	L	12	2	0	0	1	1	0	0	0	0	13	17	0.00	1.000	58 Andrew Brown, R	(5,1)	1.0	W	4	0	0	0	0	1	0	0	0	0	3	7	0.00	1.000	40 Royce Ring, L	(6,1)	1.0	H	5	1	0	0	0	1	0	0	0	0	4	8	0.00	2.000	21 Heath Bell, R	(7,1)	1.0	H	4	1	0	0	0	0	0	0	0	0	4	4	0.00	1.000	79 Aaron Rakers, R	(8,1)	1.0	H	4	1	0	0	0	0	0	0	0	0	4	4	0.00	1.000	56 Scott Cassidy, R	(9,1)	1.0	H	4	1	0	0	0	0	0	0	0	0	4	4	0.00	1.000	PITCHER	<table border="1"> <tr><td>IP</td><td>WLS</td><td>BF</td><td>H</td><td>R</td><td>ER</td><td>SO</td><td>BB</td><td>IBB</td><td>HBP</td><td>BLK</td><td>WP</td><td>HR</td><td>S</td><td>P</td><td>ERA</td><td>WHIP</td></tr> <tr><td>12 Alfonso Soriano, R</td><td>(1,8)</td><td>4.0</td><td>19</td><td>3</td><td>3</td><td>3</td><td>4</td><td>0</td><td>0</td><td>1</td><td>0</td><td>0</td><td>1</td><td>26</td><td>27</td><td>5.40</td><td>0.600</td></tr> <tr><td>17 Felix Pie, L</td><td>(7,8)</td><td>1.0</td><td>L</td><td>5</td><td>2</td><td>1</td><td>1</td><td>2</td><td>0</td><td>0</td><td>0</td><td>0</td><td>0</td><td>9</td><td>9</td><td>9.00</td><td>2.000</td></tr> <tr><td>19 Matt Murton, R</td><td>(1,7)</td><td>1.0</td><td>L</td><td>5</td><td>1</td><td>0</td><td>0</td><td>0</td><td>1</td><td>0</td><td>0</td><td>0</td><td>0</td><td>4</td><td>8</td><td>0.00</td><td>2.000</td></tr> <tr><td>2 Ryan Theriot, R</td><td>(8,9)</td><td>1.0</td><td>L</td><td>5</td><td>1</td><td>0</td><td>0</td><td>0</td><td>1</td><td>0</td><td>0</td><td>0</td><td>0</td><td>4</td><td>8</td><td>0.00</td><td>2.000</td></tr> <tr><td>25 Derrek Lee, R</td><td>(1,3)</td><td>1.0</td><td>L</td><td>6</td><td>2</td><td>2</td><td>2</td><td>1</td><td>1</td><td>0</td><td>0</td><td>0</td><td>1</td><td>7</td><td>11</td><td>18.00</td><td>3.000</td></tr> <tr><td>76 Micah Hoffpauir, L</td><td>(8,3)</td><td>1.0</td><td>L</td><td>5</td><td>2</td><td>1</td><td>1</td><td>0</td><td>0</td><td>0</td><td>0</td><td>0</td><td>0</td><td>5</td><td>5</td><td>9.00</td><td>2.000</td></tr> <tr><td>16 Aramis Ramirez, R</td><td>(1,5)</td><td>1.0</td><td>L</td><td>5</td><td>2</td><td>1</td><td>1</td><td>0</td><td>0</td><td>0</td><td>0</td><td>0</td><td>0</td><td>5</td><td>5</td><td>9.00</td><td>2.000</td></tr> <tr><td>64 Casey McGehee, R</td><td>(7,PR)</td><td>1.0</td><td>L</td><td>5</td><td>2</td><td>1</td><td>1</td><td>0</td><td>0</td><td>0</td><td>0</td><td>0</td><td>0</td><td>5</td><td>5</td><td>9.00</td><td>2.000</td></tr> <tr><td>Jacque Jones, L</td><td>(1,9)</td><td>1.0</td><td>L</td><td>5</td><td>2</td><td>1</td><td>1</td><td>0</td><td>0</td><td>0</td><td>0</td><td>0</td><td>0</td><td>5</td><td>5</td><td>9.00</td><td>2.000</td></tr> <tr><td>27 Buck Coats, L</td><td>(8,7)</td><td>1.0</td><td>L</td><td>5</td><td>2</td><td>1</td><td>1</td><td>0</td><td>0</td><td>0</td><td>0</td><td>0</td><td>0</td><td>5</td><td>5</td><td>9.00</td><td>2.000</td></tr> <tr><td>Michael Barrett, R</td><td>(1,2)</td><td>1.0</td><td>L</td><td>5</td><td>2</td><td>1</td><td>1</td><td>0</td><td>0</td><td>0</td><td>0</td><td>0</td><td>0</td><td>5</td><td>5</td><td>9.00</td><td>2.000</td></tr> <tr><td>49 Carlos Marmol, R</td><td>(7,1)</td><td>1.0</td><td>L</td><td>5</td><td>2</td><td>1</td><td>1</td><td>0</td><td>0</td><td>0</td><td>0</td><td>0</td><td>0</td><td>5</td><td>5</td><td>9.00</td><td>2.000</td></tr> <tr><td>48 Neal Cotts, L</td><td>(8,1)</td><td>1.0</td><td>L</td><td>5</td><td>2</td><td>1</td><td>1</td><td>0</td><td>0</td><td>0</td><td>0</td><td>0</td><td>0</td><td>5</td><td>5</td><td>9.00</td><td>2.000</td></tr> <tr><td>32 Daryle Ward, L</td><td>(8,PH)</td><td>1.0</td><td>L</td><td>5</td><td>2</td><td>1</td></tr></table>	IP	WLS	BF	H	R	ER	SO	BB	IBB	HBP	BLK	WP	HR	S	P	ERA	WHIP	12 Alfonso Soriano, R	(1,8)	4.0	19	3	3	3	4	0	0	1	0	0	1	26	27	5.40	0.600	17 Felix Pie, L	(7,8)	1.0	L	5	2	1	1	2	0	0	0	0	0	9	9	9.00	2.000	19 Matt Murton, R	(1,7)	1.0	L	5	1	0	0	0	1	0	0	0	0	4	8	0.00	2.000	2 Ryan Theriot, R	(8,9)	1.0	L	5	1	0	0	0	1	0	0	0	0	4	8	0.00	2.000	25 Derrek Lee, R	(1,3)	1.0	L	6	2	2	2	1	1	0	0	0	1	7	11	18.00	3.000	76 Micah Hoffpauir, L	(8,3)	1.0	L	5	2	1	1	0	0	0	0	0	0	5	5	9.00	2.000	16 Aramis Ramirez, R	(1,5)	1.0	L	5	2	1	1	0	0	0	0	0	0	5	5	9.00	2.000	64 Casey McGehee, R	(7,PR)	1.0	L	5	2	1	1	0	0	0	0	0	0	5	5	9.00	2.000	Jacque Jones, L	(1,9)	1.0	L	5	2	1	1	0	0	0	0	0	0	5	5	9.00	2.000	27 Buck Coats, L	(8,7)	1.0	L	5	2	1	1	0	0	0	0	0	0	5	5	9.00	2.000	Michael Barrett, R	(1,2)	1.0	L	5	2	1	1	0	0	0	0	0	0	5	5	9.00	2.000	49 Carlos Marmol, R	(7,1)	1.0	L	5	2	1	1	0	0	0	0	0	0	5	5	9.00	2.000	48 Neal Cotts, L	(8,1)	1.0	L	5	2	1	1	0	0	0	0	0	0	5	5	9.00	2.000	32 Daryle Ward, L	(8,PH)	1.0	L	5	2	1
IP	WLS	BF	H	R	ER	SO	BB	IBB	HBP	BLK	WP	HR	S	P	ERA	WHIP																																																																																																																																																																																																																																																																																																																																																																																																																																																																																																																																																																																																																																																																																																																																																																																																																																																																																																																																																																																																																																																																																																																										
53 Rich Hill, L	(1,1)	5.0	19	3	3	3	4	0	0	1	0	0	1	26	27	5.40	0.600																																																																																																																																																																																																																																																																																																																																																																																																																																																																																																																																																																																																																																																																																																																																																																																																																																																																																																																																																																																																																																																																																																																									
13 Will Ohman, L	(6,1)	1.0	L	5	2	1	1	2	0	0	0	0	0	9	9	9.00	2.000																																																																																																																																																																																																																																																																																																																																																																																																																																																																																																																																																																																																																																																																																																																																																																																																																																																																																																																																																																																																																																																																																																																									
49 Carlos Marmol, R	(7,1)	1.0	L	5	1	0	0	0	1	0	0	0	0	4	8	0.00	2.000																																																																																																																																																																																																																																																																																																																																																																																																																																																																																																																																																																																																																																																																																																																																																																																																																																																																																																																																																																																																																																																																																																																									
48 Neal Cotts, L	(8,1)	1.0	L	6	2	2	2	1	1	0	0	0	1	7	11	18.00	3.000																																																																																																																																																																																																																																																																																																																																																																																																																																																																																																																																																																																																																																																																																																																																																																																																																																																																																																																																																																																																																																																																																																																									
60 Les Walrond, L	(9,1)	1.0	L	5	2	1	1	0	0	0	0	0	0	5	5	9.00	2.000																																																																																																																																																																																																																																																																																																																																																																																																																																																																																																																																																																																																																																																																																																																																																																																																																																																																																																																																																																																																																																																																																																																									
IP	WLS	BF	H	R	ER	SO	BB	IBB	HBP	BLK	WP	HR	S	P	ERA	WHIP																																																																																																																																																																																																																																																																																																																																																																																																																																																																																																																																																																																																																																																																																																																																																																																																																																																																																																																																																																																																																																																																																																																										
12 Alfonso Soriano, R	(1,8)	4.0	19	3	3	3	4	0	0	1	0	0	1	26	27	5.40	0.600																																																																																																																																																																																																																																																																																																																																																																																																																																																																																																																																																																																																																																																																																																																																																																																																																																																																																																																																																																																																																																																																																																																									
17 Felix Pie, L	(7,8)	1.0	L	5	2	1	1	2	0	0	0	0	0	9	9	9.00	2.000																																																																																																																																																																																																																																																																																																																																																																																																																																																																																																																																																																																																																																																																																																																																																																																																																																																																																																																																																																																																																																																																																																																									
19 Matt Murton, R	(1,7)	1.0	L	5	1	0	0	0	1	0	0	0	0	4	8	0.00	2.000																																																																																																																																																																																																																																																																																																																																																																																																																																																																																																																																																																																																																																																																																																																																																																																																																																																																																																																																																																																																																																																																																																																									
2 Ryan Theriot, R	(8,9)	1.0	L	5	1	0	0	0	1	0	0	0	0	4	8	0.00	2.000																																																																																																																																																																																																																																																																																																																																																																																																																																																																																																																																																																																																																																																																																																																																																																																																																																																																																																																																																																																																																																																																																																																									
25 Derrek Lee, R	(1,3)	1.0	L	6	2	2	2	1	1	0	0	0	1	7	11	18.00	3.000																																																																																																																																																																																																																																																																																																																																																																																																																																																																																																																																																																																																																																																																																																																																																																																																																																																																																																																																																																																																																																																																																																																									
76 Micah Hoffpauir, L	(8,3)	1.0	L	5	2	1	1	0	0	0	0	0	0	5	5	9.00	2.000																																																																																																																																																																																																																																																																																																																																																																																																																																																																																																																																																																																																																																																																																																																																																																																																																																																																																																																																																																																																																																																																																																																									
16 Aramis Ramirez, R	(1,5)	1.0	L	5	2	1	1	0	0	0	0	0	0	5	5	9.00	2.000																																																																																																																																																																																																																																																																																																																																																																																																																																																																																																																																																																																																																																																																																																																																																																																																																																																																																																																																																																																																																																																																																																																									
64 Casey McGehee, R	(7,PR)	1.0	L	5	2	1	1	0	0	0	0	0	0	5	5	9.00	2.000																																																																																																																																																																																																																																																																																																																																																																																																																																																																																																																																																																																																																																																																																																																																																																																																																																																																																																																																																																																																																																																																																																																									
Jacque Jones, L	(1,9)	1.0	L	5	2	1	1	0	0	0	0	0	0	5	5	9.00	2.000																																																																																																																																																																																																																																																																																																																																																																																																																																																																																																																																																																																																																																																																																																																																																																																																																																																																																																																																																																																																																																																																																																																									
27 Buck Coats, L	(8,7)	1.0	L	5	2	1	1	0	0	0	0	0	0	5	5	9.00	2.000																																																																																																																																																																																																																																																																																																																																																																																																																																																																																																																																																																																																																																																																																																																																																																																																																																																																																																																																																																																																																																																																																																																									
Michael Barrett, R	(1,2)	1.0	L	5	2	1	1	0	0	0	0	0	0	5	5	9.00	2.000																																																																																																																																																																																																																																																																																																																																																																																																																																																																																																																																																																																																																																																																																																																																																																																																																																																																																																																																																																																																																																																																																																																									
49 Carlos Marmol, R	(7,1)	1.0	L	5	2	1	1	0	0	0	0	0	0	5	5	9.00	2.000																																																																																																																																																																																																																																																																																																																																																																																																																																																																																																																																																																																																																																																																																																																																																																																																																																																																																																																																																																																																																																																																																																																									
48 Neal Cotts, L	(8,1)	1.0	L	5	2	1	1	0	0	0	0	0	0	5	5	9.00	2.000																																																																																																																																																																																																																																																																																																																																																																																																																																																																																																																																																																																																																																																																																																																																																																																																																																																																																																																																																																																																																																																																																																																									
32 Daryle Ward, L	(8,PH)	1.0	L	5	2	1	1	0	0	0	0	0	0	5	5	9.00	2.000																																																																																																																																																																																																																																																																																																																																																																																																																																																																																																																																																																																																																																																																																																																																																																																																																																																																																																																																																																																																																																																																																																																									
60 Les Walrond, L	(9,1)	1.0	L	5	2	1	1	0	0	0	0	0	0	5	5	9.00	2.000																																																																																																																																																																																																																																																																																																																																																																																																																																																																																																																																																																																																																																																																																																																																																																																																																																																																																																																																																																																																																																																																																																																									
Mark DeRosa, R	(1,4)	1.0	L	5	2	1	1	0	0	0	0	0	0	5	5	9.00	2.000																																																																																																																																																																																																																																																																																																																																																																																																																																																																																																																																																																																																																																																																																																																																																																																																																																																																																																																																																																																																																																																																																																																									
Cesar Izturis, S	(1,6)	1.0	L	5	2	1	1	0	0	0	0	0	0	5	5	9.00	2.000																																																																																																																																																																																																																																																																																																																																																																																																																																																																																																																																																																																																																																																																																																																																																																																																																																																																																																																																																																																																																																																																																																																									
Tomas Perez, S	(8,6)	1.0	L	5	2	1	1	0	0	0	0	0	0	5	5	9.00	2.000																																																																																																																																																																																																																																																																																																																																																																																																																																																																																																																																																																																																																																																																																																																																																																																																																																																																																																																																																																																																																																																																																																																									
53 Rich Hill, L	(1,1)	1.0	L	5	2	1	1	0	0	0	0	0	0	5	5	9.00	2.000																																																																																																																																																																																																																																																																																																																																																																																																																																																																																																																																																																																																																																																																																																																																																																																																																																																																																																																																																																																																																																																																																																																									
13 Will Ohman, L	(6,1)	1.0	L	5	2	1	1	0	0	0	0	0	0	5	5	9.00	2.000																																																																																																																																																																																																																																																																																																																																																																																																																																																																																																																																																																																																																																																																																																																																																																																																																																																																																																																																																																																																																																																																																																																									
74 Jake Fox, R	(6,PH)	1.0	L	5	2	1	1	0	0	0	0	0	0	5	5	9.00	2.000																																																																																																																																																																																																																																																																																																																																																																																																																																																																																																																																																																																																																																																																																																																																																																																																																																																																																																																																																																																																																																																																																																																									
Inning Stats	<table border="1"> <tr><td>R:</td><td>3</td><td>H:</td><td>3</td></tr> <tr><td>E:</td><td>0</td><td>LOB:</td><td>1</td></tr> <tr><td>K:</td><td>0</td><td>BB:</td><td>1</td></tr> <tr><td>S:</td><td>6</td><td>P:</td><td>10</td></tr> </table>	R:	3	H:	3	E:	0	LOB:	1	K:	0	BB:	1	S:	6	P:	10	<table border="1"> <tr><td>R:</td><td>0</td><td>H:</td><td>1</td></tr> <tr><td>E:</td><td>0</td><td>LOB:</td><td>1</td></tr> <tr><td>K:</td><td>0</td><td>BB:</td><td>0</td></tr> <tr><td>S:</td><td>4</td><td>P:</td><td>4</td></tr> </table>	R:	0	H:	1	E:	0	LOB:	1	K:	0	BB:	0	S:	4	P:	4	<table border="1"> <tr><td>R:</td><td>0</td><td>H:</td><td>1</td></tr> <tr><td>E:</td><td>0</td><td>LOB:</td><td>1</td></tr> <tr><td>K:</td><td>1</td><td>BB:</td><td>0</td></tr> <tr><td>S:</td><td>6</td><td>P:</td><td>6</td></tr> </table>	R:	0	H:	1	E:	0	LOB:	1	K:	1	BB:	0	S:	6	P:	6	<table border="1"> <tr><td>R:</td><td>0</td><td>H:</td><td>0</td></tr> <tr><td>E:</td><td>0</td><td>LOB:</td><td>1</td></tr> <tr><td>K:</td><td>0</td><td>BB:</td><td>1</td></tr> <tr><td>S:</td><td>3</td><td>P:</td><td>7</td></tr> </table>	R:	0	H:	0	E:	0	LOB:	1	K:	0	BB:	1	S:	3	P:	7	<table border="1"> <tr><td>R:</td><td>0</td><td>H:</td><td>0</td></tr> <tr><td>E:</td><td>0</td><td>LOB:</td><td>1</td></tr> <tr><td>K:</td><td>0</td><td>BB:</td><td>1</td></tr> <tr><td>S:</td><td>3</td><td>P:</td><td>7</td></tr> </table>	R:	0	H:	0	E:	0	LOB:	1	K:	0	BB:	1	S:	3	P:	7	<table border="1"> <tr><td>R:</td><td>0</td><td>H:</td><td>1</td></tr> <tr><td>E:</td><td>0</td><td>LOB:</td><td>2</td></tr> <tr><td>K:</td><td>0</td><td>BB:</td><td>1</td></tr> <tr><td>S:</td><td>4</td><td>P:</td><td>8</td></tr> </table>	R:	0	H:	1	E:	0	LOB:	2	K:	0	BB:	1	S:	4	P:	8	<table border="1"> <tr><td>R:</td><td>0</td><td>H:</td><td>1</td></tr> <tr><td>E:</td><td>0</td><td>LOB:</td><td>1</td></tr> <tr><td>K:</td><td>0</td><td>BB:</td><td>0</td></tr> <tr><td>S:</td><td>4</td><td>P:</td><td>4</td></tr> </table>	R:	0	H:	1	E:	0	LOB:	1	K:	0	BB:	0	S:	4	P:	4	<table border="1"> <tr><td>R:</td><td>0</td><td>H:</td><td>0</td></tr> <tr><td>E:</td><td>0</td><td>LOB:</td><td>1</td></tr> <tr><td>K:</td><td>2</td><td>BB:</td><td>1</td></tr> <tr><td>S:</td><td>7</td><td>P:</td><td>11</td></tr> </table>	R:	0	H:	0	E:	0	LOB:	1	K:	2	BB:	1	S:	7	P:	11	<table border="1"> <tr><td>R:</td><td>0</td><td>H:</td><td>1</td></tr> <tr><td>E:</td><td>0</td><td>LOB:</td><td>1</td></tr> <tr><td>K:</td><td>1</td><td>BB:</td><td>0</td></tr> <tr><td>S:</td><td>6</td><td>P:</td><td>6</td></tr> </table>	R:	0	H:	1	E:	0	LOB:	1	K:	1	BB:	0	S:	6	P:	6	<table border="1"> <tr><td>1B:</td><td>5</td><td>SF:</td><td>0</td></tr> <tr><td>2B:</td><td>2</td><td>SAC:</td><td>1</td></tr> <tr><td>3B:</td><td>0</td><td>DP:</td><td>0</td></tr> <tr><td>HR:</td><td>1</td><td>HBP:</td><td>0</td></tr> </table>	1B:	5	SF:	0	2B:	2	SAC:	1	3B:	0	DP:	0	HR:	1	HBP:	0	<table border="1"> <tr><td>WP:</td><td>0</td><td>PA:</td><td>40</td></tr> <tr><td>PB:</td><td>0</td><td>CS:</td><td>0</td></tr> <tr><td>SB:</td><td>0</td><td></td><td></td></tr> <tr><td>CS:</td><td>0</td><td></td><td></td></tr> </table>	WP:	0	PA:	40	PB:	0	CS:	0	SB:	0			CS:	0																																																																																																																																																																																																																																																																																																																																																																																																																																																																																																																																																																																																																																																																																																																																																																																																																																																																																																																																																	
R:	3	H:	3																																																																																																																																																																																																																																																																																																																																																																																																																																																																																																																																																																																																																																																																																																																																																																																																																																																																																																																																																																																																																																																																																																																																							
E:	0	LOB:	1																																																																																																																																																																																																																																																																																																																																																																																																																																																																																																																																																																																																																																																																																																																																																																																																																																																																																																																																																																																																																																																																																																																																							
K:	0	BB:	1																																																																																																																																																																																																																																																																																																																																																																																																																																																																																																																																																																																																																																																																																																																																																																																																																																																																																																																																																																																																																																																																																																																																							
S:	6	P:	10																																																																																																																																																																																																																																																																																																																																																																																																																																																																																																																																																																																																																																																																																																																																																																																																																																																																																																																																																																																																																																																																																																																																							
R:	0	H:	1																																																																																																																																																																																																																																																																																																																																																																																																																																																																																																																																																																																																																																																																																																																																																																																																																																																																																																																																																																																																																																																																																																																																							
E:	0	LOB:	1																																																																																																																																																																																																																																																																																																																																																																																																																																																																																																																																																																																																																																																																																																																																																																																																																																																																																																																																																																																																																																																																																																																																							
K:	0	BB:	0																																																																																																																																																																																																																																																																																																																																																																																																																																																																																																																																																																																																																																																																																																																																																																																																																																																																																																																																																																																																																																																																																																																																							
S:	4	P:	4																																																																																																																																																																																																																																																																																																																																																																																																																																																																																																																																																																																																																																																																																																																																																																																																																																																																																																																																																																																																																																																																																																																																							
R:	0	H:	1																																																																																																																																																																																																																																																																																																																																																																																																																																																																																																																																																																																																																																																																																																																																																																																																																																																																																																																																																																																																																																																																																																																																							
E:	0	LOB:	1																																																																																																																																																																																																																																																																																																																																																																																																																																																																																																																																																																																																																																																																																																																																																																																																																																																																																																																																																																																																																																																																																																																																							
K:	1	BB:	0																																																																																																																																																																																																																																																																																																																																																																																																																																																																																																																																																																																																																																																																																																																																																																																																																																																																																																																																																																																																																																																																																																																																							
S:	6	P:	6																																																																																																																																																																																																																																																																																																																																																																																																																																																																																																																																																																																																																																																																																																																																																																																																																																																																																																																																																																																																																																																																																																																																							
R:	0	H:	0																																																																																																																																																																																																																																																																																																																																																																																																																																																																																																																																																																																																																																																																																																																																																																																																																																																																																																																																																																																																																																																																																																																																							
E:	0	LOB:	1																																																																																																																																																																																																																																																																																																																																																																																																																																																																																																																																																																																																																																																																																																																																																																																																																																																																																																																																																																																																																																																																																																																																							
K:	0	BB:	1																																																																																																																																																																																																																																																																																																																																																																																																																																																																																																																																																																																																																																																																																																																																																																																																																																																																																																																																																																																																																																																																																																																																							
S:	3	P:	7																																																																																																																																																																																																																																																																																																																																																																																																																																																																																																																																																																																																																																																																																																																																																																																																																																																																																																																																																																																																																																																																																																																																							
R:	0	H:	0																																																																																																																																																																																																																																																																																																																																																																																																																																																																																																																																																																																																																																																																																																																																																																																																																																																																																																																																																																																																																																																																																																																																							
E:	0	LOB:	1																																																																																																																																																																																																																																																																																																																																																																																																																																																																																																																																																																																																																																																																																																																																																																																																																																																																																																																																																																																																																																																																																																																																							
K:	0	BB:	1																																																																																																																																																																																																																																																																																																																																																																																																																																																																																																																																																																																																																																																																																																																																																																																																																																																																																																																																																																																																																																																																																																																																							
S:	3	P:	7																																																																																																																																																																																																																																																																																																																																																																																																																																																																																																																																																																																																																																																																																																																																																																																																																																																																																																																																																																																																																																																																																																																																							
R:	0	H:	1																																																																																																																																																																																																																																																																																																																																																																																																																																																																																																																																																																																																																																																																																																																																																																																																																																																																																																																																																																																																																																																																																																																																							
E:	0	LOB:	2																																																																																																																																																																																																																																																																																																																																																																																																																																																																																																																																																																																																																																																																																																																																																																																																																																																																																																																																																																																																																																																																																																																																							
K:	0	BB:	1																																																																																																																																																																																																																																																																																																																																																																																																																																																																																																																																																																																																																																																																																																																																																																																																																																																																																																																																																																																																																																																																																																																																							
S:	4	P:	8																																																																																																																																																																																																																																																																																																																																																																																																																																																																																																																																																																																																																																																																																																																																																																																																																																																																																																																																																																																																																																																																																																																																							
R:	0	H:	1																																																																																																																																																																																																																																																																																																																																																																																																																																																																																																																																																																																																																																																																																																																																																																																																																																																																																																																																																																																																																																																																																																																																							
E:	0	LOB:	1																																																																																																																																																																																																																																																																																																																																																																																																																																																																																																																																																																																																																																																																																																																																																																																																																																																																																																																																																																																																																																																																																																																																							
K:	0	BB:	0																																																																																																																																																																																																																																																																																																																																																																																																																																																																																																																																																																																																																																																																																																																																																																																																																																																																																																																																																																																																																																																																																																																																							
S:	4	P:	4																																																																																																																																																																																																																																																																																																																																																																																																																																																																																																																																																																																																																																																																																																																																																																																																																																																																																																																																																																																																																																																																																																																																							
R:	0	H:	0																																																																																																																																																																																																																																																																																																																																																																																																																																																																																																																																																																																																																																																																																																																																																																																																																																																																																																																																																																																																																																																																																																																																							
E:	0	LOB:	1																																																																																																																																																																																																																																																																																																																																																																																																																																																																																																																																																																																																																																																																																																																																																																																																																																																																																																																																																																																																																																																																																																																																							
K:	2	BB:	1																																																																																																																																																																																																																																																																																																																																																																																																																																																																																																																																																																																																																																																																																																																																																																																																																																																																																																																																																																																																																																																																																																																																							
S:	7	P:	11																																																																																																																																																																																																																																																																																																																																																																																																																																																																																																																																																																																																																																																																																																																																																																																																																																																																																																																																																																																																																																																																																																																																							
R:	0	H:	1																																																																																																																																																																																																																																																																																																																																																																																																																																																																																																																																																																																																																																																																																																																																																																																																																																																																																																																																																																																																																																																																																																																																							
E:	0	LOB:	1																																																																																																																																																																																																																																																																																																																																																																																																																																																																																																																																																																																																																																																																																																																																																																																																																																																																																																																																																																																																																																																																																																																																							
K:	1	BB:	0																																																																																																																																																																																																																																																																																																																																																																																																																																																																																																																																																																																																																																																																																																																																																																																																																																																																																																																																																																																																																																																																																																																																							
S:	6	P:	6																																																																																																																																																																																																																																																																																																																																																																																																																																																																																																																																																																																																																																																																																																																																																																																																																																																																																																																																																																																																																																																																																																																																							
1B:	5	SF:	0																																																																																																																																																																																																																																																																																																																																																																																																																																																																																																																																																																																																																																																																																																																																																																																																																																																																																																																																																																																																																																																																																																																																							
2B:	2	SAC:	1																																																																																																																																																																																																																																																																																																																																																																																																																																																																																																																																																																																																																																																																																																																																																																																																																																																																																																																																																																																																																																																																																																																																							
3B:	0	DP:	0																																																																																																																																																																																																																																																																																																																																																																																																																																																																																																																																																																																																																																																																																																																																																																																																																																																																																																																																																																																																																																																																																																																																							
HR:	1	HBP:	0																																																																																																																																																																																																																																																																																																																																																																																																																																																																																																																																																																																																																																																																																																																																																																																																																																																																																																																																																																																																																																																																																																																																							
WP:	0	PA:	40																																																																																																																																																																																																																																																																																																																																																																																																																																																																																																																																																																																																																																																																																																																																																																																																																																																																																																																																																																																																																																																																																																																																							
PB:	0	CS:	0																																																																																																																																																																																																																																																																																																																																																																																																																																																																																																																																																																																																																																																																																																																																																																																																																																																																																																																																																																																																																																																																																																																																							
SB:	0																																																																																																																																																																																																																																																																																																																																																																																																																																																																																																																																																																																																																																																																																																																																																																																																																																																																																																																																																																																																																																																																																																																																									
CS:	0																																																																																																																																																																																																																																																																																																																																																																																																																																																																																																																																																																																																																																																																																																																																																																																																																																																																																																																																																																																																																																																																																																																																									
PITCHER	<table border="1"> <tr><td>IP</td><td>WLS</td><td>BF</td><td>H</td><td>R</td><td>ER</td><td>SO</td><td>BB</td><td>IBB</td><td>HBP</td><td>BLK</td><td>WP</td><td>HR</td><td>S</td><td>P</td><td>ERA</td><td>WHIP</td></tr> <tr><td>54 Tim Stauffer, R</td><td>(1,1)</td><td>1.0</td><td>L</td><td>5</td><td>2</td><td>1</td><td>1</td><td>0</td><td>0</td><td>0</td><td>0</td><td>0</td><td>0</td><td>5</td><td>5</td><td>9.00</td><td>2.000</td></tr> <tr><td>39 Mike Thompson, R</td><td>(2,1)</td><td>3.0</td><td>L</td><td>12</td><td>2</td><td>0</td><td>0</td><td>1</td><td>1</td><td>0</td><td>0</td><td>0</td><td>0</td><td>13</td><td>17</td><td>0.00</td><td>1.000</td></tr> <tr><td>58 Andrew Brown, R</td><td>(5,1)</td><td>1.0</td><td>W</td><td>4</td><td>0</td><td>0</td><td>0</td><td>0</td><td>1</td><td>0</td><td>0</td><td>0</td><td>0</td><td>3</td><td>7</td><td>0.00</td><td>1.000</td></tr> <tr><td>40 Royce Ring, L</td><td>(6,1)</td><td>1.0</td><td>H</td><td>5</td><td>1</td><td>0</td><td>0</td><td>0</td><td>1</td><td>0</td><td>0</td><td>0</td><td>0</td><td>4</td><td>8</td><td>0.00</td><td>2.000</td></tr> <tr><td>21 Heath Bell, R</td><td>(7,1)</td><td>1.0</td><td>H</td><td>4</td><td>1</td><td>0</td><td>0</td><td>0</td><td>0</td><td>0</td><td>0</td><td>0</td><td>0</td><td>4</td><td>4</td><td>0.00</td><td>1.000</td></tr> <tr><td>79 Aaron Rakers, R</td><td>(8,1)</td><td>1.0</td><td>H</td><td>4</td><td>1</td><td>0</td><td>0</td><td>0</td><td>0</td><td>0</td><td>0</td><td>0</td><td>0</td><td>4</td><td>4</td><td>0.00</td><td>1.000</td></tr> <tr><td>56 Scott Cassidy, R</td><td>(9,1)</td><td>1.0</td><td>H</td><td>4</td><td>1</td><td>0</td><td>0</td><td>0</td><td>0</td><td>0</td><td>0</td><td>0</td><td>0</td><td>4</td><td>4</td><td>0.00</td><td>1.000</td></tr> </table>	IP	WLS	BF	H	R	ER	SO	BB	IBB	HBP	BLK	WP	HR	S	P	ERA	WHIP	54 Tim Stauffer, R	(1,1)	1.0	L	5	2	1	1	0	0	0	0	0	0	5	5	9.00	2.000	39 Mike Thompson, R	(2,1)	3.0	L	12	2	0	0	1	1	0	0	0	0	13	17	0.00	1.000	58 Andrew Brown, R	(5,1)	1.0	W	4	0	0	0	0	1	0	0	0	0	3	7	0.00	1.000	40 Royce Ring, L	(6,1)	1.0	H	5	1	0	0	0	1	0	0	0	0	4	8	0.00	2.000	21 Heath Bell, R	(7,1)	1.0	H	4	1	0	0	0	0	0	0	0	0	4	4	0.00	1.000	79 Aaron Rakers, R	(8,1)	1.0	H	4	1	0	0	0	0	0	0	0	0	4	4	0.00	1.000	56 Scott Cassidy, R	(9,1)	1.0	H	4	1	0	0	0	0	0	0	0	0	4	4	0.00	1.000	PITCHER	<table border="1"> <tr><td>IP</td><td>WLS</td><td>BF</td><td>H</td><td>R</td><td>ER</td><td>SO</td><td>BB</td><td>IBB</td><td>HBP</td><td>BLK</td><td>WP</td><td>HR</td><td>S</td><td>P</td><td>ERA</td><td>WHIP</td></tr> <tr><td>12 Alfonso Soriano, R</td><td>(1,8)</td><td>4.0</td><td>19</td><td>3</td><td>3</td><td>3</td><td>4</td><td>0</td><td>0</td><td>1</td><td>0</td><td>0</td><td>1</td><td>26</td><td>27</td><td>5.40</td><td>0.600</td></tr> <tr><td>17 Felix Pie, L</td><td>(7,8)</td><td>1.0</td><td>L</td><td>5</td><td>2</td><td>1</td><td>1</td><td>2</td><td>0</td><td>0</td><td>0</td><td>0</td><td>0</td><td>9</td><td>9</td><td>9.00</td><td>2.000</td></tr> <tr><td>19 Matt Murton, R</td><td>(1,7)</td><td>1.0</td><td>L</td><td>5</td><td>1</td><td>0</td><td>0</td><td>0</td><td>1</td><td>0</td><td>0</td><td>0</td><td>0</td><td>4</td><td>8</td><td>0.00</td><td>2.000</td></tr> <tr><td>2 Ryan Theriot, R</td><td>(8,9)</td><td>1.0</td><td>L</td><td>5</td><td>1</td><td>0</td><td>0</td><td>0</td><td>1</td><td>0</td><td>0</td><td>0</td><td>0</td><td>4</td><td>8</td><td>0.00</td><td>2.000</td></tr> <tr><td>25 Derrek Lee, R</td><td>(1,3)</td><td>1.0</td><td>L</td><td>6</td><td>2</td><td>2</td><td>2</td><td>1</td><td>1</td><td>0</td><td>0</td><td>0</td><td>1</td><td>7</td><td>11</td><td>18.00</td><td>3.000</td></tr> <tr><td>76 Micah Hoffpauir, L</td><td>(8,3)</td><td>1.0</td><td>L</td><td>5</td><td>2</td><td>1</td><td>1</td><td>0</td><td>0</td><td>0</td><td>0</td><td>0</td><td>0</td><td>5</td><td>5</td><td>9.00</td><td>2.000</td></tr> <tr><td>16 Aramis Ramirez, R</td><td>(1,5)</td><td>1.0</td><td>L</td><td>5</td><td>2</td><td>1</td><td>1</td><td>0</td><td>0</td><td>0</td><td>0</td><td>0</td><td>0</td><td>5</td><td>5</td><td>9.00</td><td>2.000</td></tr> <tr><td>64 Casey McGehee, R</td><td>(7,PR)</td><td>1.0</td><td>L</td><td>5</td><td>2</td><td>1</td><td>1</td><td>0</td><td>0</td><td>0</td><td>0</td><td>0</td><td>0</td><td>5</td><td>5</td><td>9.00</td><td>2.000</td></tr> <tr><td>Jacque Jones, L</td><td>(1,9)</td><td>1.0</td><td>L</td><td>5</td><td>2</td><td>1</td><td>1</td><td>0</td><td>0</td><td>0</td><td>0</td><td>0</td><td>0</td><td>5</td><td>5</td><td>9.00</td><td>2.000</td></tr> <tr><td>27 Buck Coats, L</td><td>(8,7)</td><td>1.0</td><td>L</td><td>5</td><td>2</td><td>1</td><td>1</td><td>0</td><td>0</td><td>0</td><td>0</td><td>0</td><td>0</td><td>5</td><td>5</td><td>9.00</td><td>2.000</td></tr> <tr><td>Michael Barrett, R</td><td>(1,2)</td><td>1.0</td><td>L</td><td>5</td><td>2</td><td>1</td><td>1</td><td>0</td><td>0</td><td>0</td><td>0</td><td>0</td><td>0</td><td>5</td><td>5</td><td>9.00</td><td>2.000</td></tr> <tr><td>49 Carlos Marmol, R</td><td>(7,1)</td><td>1.0</td><td>L</td><td>5</td><td>2</td><td>1</td><td>1</td><td>0</td><td>0</td><td>0</td><td>0</td><td>0</td><td>0</td><td>5</td><td>5</td><td>9.00</td><td>2.000</td></tr> <tr><td>48 Neal Cotts, L</td><td>(8,1)</td><td>1.0</td><td>L</td><td>5</td><td>2</td><td>1</td><td>1</td><td>0</td><td>0</td><td>0</td><td>0</td><td>0</td><td>0</td><td>5</td><td>5</td><td>9.00</td><td>2.000</td></tr> <tr><td>32 Daryle Ward, L</td><td>(8,PH)</td><td>1.0</td><td>L</td><td>5</td><td>2</td><td>1</td></tr></table>	IP	WLS	BF	H	R	ER	SO	BB	IBB	HBP	BLK	WP	HR	S	P	ERA	WHIP	12 Alfonso Soriano, R	(1,8)	4.0	19	3	3	3	4	0	0	1	0	0	1	26	27	5.40	0.600	17 Felix Pie, L	(7,8)	1.0	L	5	2	1	1	2	0	0	0	0	0	9	9	9.00	2.000	19 Matt Murton, R	(1,7)	1.0	L	5	1	0	0	0	1	0	0	0	0	4	8	0.00	2.000	2 Ryan Theriot, R	(8,9)	1.0	L	5	1	0	0	0	1	0	0	0	0	4	8	0.00	2.000	25 Derrek Lee, R	(1,3)	1.0	L	6	2	2	2	1	1	0	0	0	1	7	11	18.00	3.000	76 Micah Hoffpauir, L	(8,3)	1.0	L	5	2	1	1	0	0	0	0	0	0	5	5	9.00	2.000	16 Aramis Ramirez, R	(1,5)	1.0	L	5	2	1	1	0	0	0	0	0	0	5	5	9.00	2.000	64 Casey McGehee, R	(7,PR)	1.0	L	5	2	1	1	0	0	0	0	0	0	5	5	9.00	2.000	Jacque Jones, L	(1,9)	1.0	L	5	2	1	1	0	0	0	0	0	0	5	5	9.00	2.000	27 Buck Coats, L	(8,7)	1.0	L	5	2	1	1	0	0	0	0	0	0	5	5	9.00	2.000	Michael Barrett, R	(1,2)	1.0	L	5	2	1	1	0	0	0	0	0	0	5	5	9.00	2.000	49 Carlos Marmol, R	(7,1)	1.0	L	5	2	1	1	0	0	0	0	0	0	5	5	9.00	2.000	48 Neal Cotts, L	(8,1)	1.0	L	5	2	1	1	0	0	0	0	0	0	5	5	9.00	2.000	32 Daryle Ward, L	(8,PH)	1.0	L	5	2	1																																																																																																																																																																																																																																																																																																																																																																																																																																																																																																																																																																																																																																																																																																																						
IP	WLS	BF	H	R	ER	SO	BB	IBB	HBP	BLK	WP	HR	S	P	ERA	WHIP																																																																																																																																																																																																																																																																																																																																																																																																																																																																																																																																																																																																																																																																																																																																																																																																																																																																																																																																																																																																																																																																																																																										
54 Tim Stauffer, R	(1,1)	1.0	L	5	2	1	1	0	0	0	0	0	0	5	5	9.00	2.000																																																																																																																																																																																																																																																																																																																																																																																																																																																																																																																																																																																																																																																																																																																																																																																																																																																																																																																																																																																																																																																																																																																									
39 Mike Thompson, R	(2,1)	3.0	L	12	2	0	0	1	1	0	0	0	0	13	17	0.00	1.000																																																																																																																																																																																																																																																																																																																																																																																																																																																																																																																																																																																																																																																																																																																																																																																																																																																																																																																																																																																																																																																																																																																									
58 Andrew Brown, R	(5,1)	1.0	W	4	0	0	0	0	1	0	0	0	0	3	7	0.00	1.000																																																																																																																																																																																																																																																																																																																																																																																																																																																																																																																																																																																																																																																																																																																																																																																																																																																																																																																																																																																																																																																																																																																									
40 Royce Ring, L	(6,1)	1.0	H	5	1	0	0	0	1	0	0	0	0	4	8	0.00	2.000																																																																																																																																																																																																																																																																																																																																																																																																																																																																																																																																																																																																																																																																																																																																																																																																																																																																																																																																																																																																																																																																																																																									
21 Heath Bell, R	(7,1)	1.0	H	4	1	0	0	0	0	0	0	0	0	4	4	0.00	1.000																																																																																																																																																																																																																																																																																																																																																																																																																																																																																																																																																																																																																																																																																																																																																																																																																																																																																																																																																																																																																																																																																																																									
79 Aaron Rakers, R	(8,1)	1.0	H	4	1	0	0	0	0	0	0	0	0	4	4	0.00	1.000																																																																																																																																																																																																																																																																																																																																																																																																																																																																																																																																																																																																																																																																																																																																																																																																																																																																																																																																																																																																																																																																																																																									
56 Scott Cassidy, R	(9,1)	1.0	H	4	1	0	0	0	0	0	0	0	0	4	4	0.00	1.000																																																																																																																																																																																																																																																																																																																																																																																																																																																																																																																																																																																																																																																																																																																																																																																																																																																																																																																																																																																																																																																																																																																									
IP	WLS	BF	H	R	ER	SO	BB	IBB	HBP	BLK	WP	HR	S	P	ERA	WHIP																																																																																																																																																																																																																																																																																																																																																																																																																																																																																																																																																																																																																																																																																																																																																																																																																																																																																																																																																																																																																																																																																																																										
12 Alfonso Soriano, R	(1,8)	4.0	19	3	3	3	4	0	0	1	0	0	1	26	27	5.40	0.600																																																																																																																																																																																																																																																																																																																																																																																																																																																																																																																																																																																																																																																																																																																																																																																																																																																																																																																																																																																																																																																																																																																									
17 Felix Pie, L	(7,8)	1.0	L	5	2	1	1	2	0	0	0	0	0	9	9	9.00	2.000																																																																																																																																																																																																																																																																																																																																																																																																																																																																																																																																																																																																																																																																																																																																																																																																																																																																																																																																																																																																																																																																																																																									
19 Matt Murton, R	(1,7)	1.0	L	5	1	0	0	0	1	0	0	0	0	4	8	0.00	2.000																																																																																																																																																																																																																																																																																																																																																																																																																																																																																																																																																																																																																																																																																																																																																																																																																																																																																																																																																																																																																																																																																																																									
2 Ryan Theriot, R	(8,9)	1.0	L	5	1	0	0	0	1	0	0	0	0	4	8	0.00	2.000																																																																																																																																																																																																																																																																																																																																																																																																																																																																																																																																																																																																																																																																																																																																																																																																																																																																																																																																																																																																																																																																																																																									
25 Derrek Lee, R	(1,3)	1.0	L	6	2	2	2	1	1	0	0	0	1	7	11	18.00	3.000																																																																																																																																																																																																																																																																																																																																																																																																																																																																																																																																																																																																																																																																																																																																																																																																																																																																																																																																																																																																																																																																																																																									
76 Micah Hoffpauir, L	(8,3)	1.0	L	5	2	1	1	0	0	0	0	0	0	5	5	9.00	2.000																																																																																																																																																																																																																																																																																																																																																																																																																																																																																																																																																																																																																																																																																																																																																																																																																																																																																																																																																																																																																																																																																																																									
16 Aramis Ramirez, R	(1,5)	1.0	L	5	2	1	1	0	0	0	0	0	0	5	5	9.00	2.000																																																																																																																																																																																																																																																																																																																																																																																																																																																																																																																																																																																																																																																																																																																																																																																																																																																																																																																																																																																																																																																																																																																									
64 Casey McGehee, R	(7,PR)	1.0	L	5	2	1	1	0	0	0	0	0	0	5	5	9.00	2.000																																																																																																																																																																																																																																																																																																																																																																																																																																																																																																																																																																																																																																																																																																																																																																																																																																																																																																																																																																																																																																																																																																																									
Jacque Jones, L	(1,9)	1.0	L	5	2	1	1	0	0	0	0	0	0	5	5	9.00	2.000																																																																																																																																																																																																																																																																																																																																																																																																																																																																																																																																																																																																																																																																																																																																																																																																																																																																																																																																																																																																																																																																																																																									
27 Buck Coats, L	(8,7)	1.0	L	5	2	1	1	0	0	0	0	0	0	5	5	9.00	2.000																																																																																																																																																																																																																																																																																																																																																																																																																																																																																																																																																																																																																																																																																																																																																																																																																																																																																																																																																																																																																																																																																																																									
Michael Barrett, R	(1,2)	1.0	L	5	2	1	1	0	0	0	0	0	0	5	5	9.00	2.000																																																																																																																																																																																																																																																																																																																																																																																																																																																																																																																																																																																																																																																																																																																																																																																																																																																																																																																																																																																																																																																																																																																									
49 Carlos Marmol, R	(7,1)	1.0	L	5	2	1	1	0	0	0	0	0	0	5	5	9.00	2.000																																																																																																																																																																																																																																																																																																																																																																																																																																																																																																																																																																																																																																																																																																																																																																																																																																																																																																																																																																																																																																																																																																																									
48 Neal Cotts, L	(8,1)	1.0	L	5	2	1	1	0	0	0	0	0	0	5	5	9.00	2.000																																																																																																																																																																																																																																																																																																																																																																																																																																																																																																																																																																																																																																																																																																																																																																																																																																																																																																																																																																																																																																																																																																																									
32 Daryle Ward, L	(8,PH)	1.0	L	5	2	1																																																																																																																																																																																																																																																																																																																																																																																																																																																																																																																																																																																																																																																																																																																																																																																																																																																																																																																																																																																																																																																																																																																																				

Batter	1	2	3	4	5	6	7	8	9	AB	R	H	RBI	BB	SO	LOB	TOP			
12 Alfonso Soriano, R OBP: 0.333, SLG: 0.486 (1, 8)										4	0	0	0	0	1	1	Chicago Cubs @ Los Angeles Angels Tempe Diablo Stadium, Tempe, AZ Sun Mar 18 2007, 4:05 PM EDT Att: 8,310 - Partly Cloudy - 91 F			
2 Ryan Theriot, R OBP: 0.413, SLG: 0.439 (1, 4)										3	0	1	0	1	0	1				
15 Cliff Floyd, L OBP: 0.357, SLG: 0.583 (1, 10)										4	0	0	0	0	1	2				
16 Aramis Ramirez, R OBP: 0.405, SLG: 0.636 64 Casey McGehee, R OBP: 0.273, SLG: 0.390 (7, 5)										3	0	0	0	0	2	1				
32 Daryle Ward, L OBP: 0.143, SLG: 0.222 (1, 3)										3	0	0	0	0	1	0				
19 Matt Murton, R OBP: 0.382, SLG: 0.564 (1, 7)										3	0	0	0	0	0	0				
17 Felix Pie, L OBP: 0.409, SLG: 0.375 (1, 9)										3	0	0	0	0	1	0				
24 Henry Blanco, R OBP: 0.095, SLG: 0.095 61 Koyie Hill, S OBP: 0.385, SLG: 0.500 (7, 2)										2	0	0	0	0	0	0				
Cesar Izturis, S OBP: 0.517, SLG: 0.409 5 Ronny Cedeno, R OBP: 0.350, SLG: 0.400 (7, 6)										2	0	1	0	0	0	0				
										1	0	0	0	0	1	0				
Inning Stats	R: 0 E: 0 K: 1 S: 8	H: 1 LOB: 1 BB: 0 P: 8	R: 0 E: 0 K: 0 S: 3	H: 0 LOB: 0 BB: 0 P: 3	R: 0 E: 0 K: 1 S: 5	H: 0 LOB: 0 BB: 0 P: 5	R: 0 E: 0 K: 1 S: 5	H: 0 LOB: 0 BB: 0 P: 5	R: 0 E: 0 K: 0 S: 4	H: 1 LOB: 1 BB: 0 P: 4	R: 0 E: 0 K: 1 S: 5	H: 0 LOB: 0 BB: 0 P: 5	R: 0 E: 0 K: 0 S: 3	H: 0 LOB: 0 BB: 0 P: 3	R: 0 E: 0 K: 1 S: 5	H: 0 LOB: 1 BB: 1 P: 9	1B: 2 2B: 0 3B: 0 HR: 0	SF: 0 SAC: 0 DP: 0 HBP: 0	WP: 0 PB: 0 SB: 1 CS: 0	PA: 30
PITCHER	IP WLS BF H R ER SO BB IBB HBP BLK WP HR S P ERA WHIP																			
41 John Lackey, R ERA: 0.73 Francisco Rodriguez, R ERA: 4.5 Darren Oliver, L ERA: 3.38 (1, 1)	6.0 W 20 2 0 0 5 0 0 0 0 0 0 0 30 30 0.00 0.333																			
(7, 1)	1.0 3 0 0 0 1 0 0 0 0 0 0 0 5 5 0.00 0.000																			
(8, 1)	2.0 7 0 0 0 1 1 0 0 0 0 0 0 8 12 0.00 0.500																			

Batter	1	2	3	4	5	6	7	8	9	AB	R	H	RBI	BB	SO	LOB	BOTTOM			
24 Gary Matthews, S OBP: 0.343, SLG: 0.485 13 Nathan Haynes, L OBP: 0.385, SLG: 0.417 (8, 8)										4	0	1	0	0	0	1	Chicago Cubs @ Los Angeles Angels Tempe Diablo Stadium, Tempe, AZ Sun Mar 18 2007, 4:05 PM EDT Att: 8,310 - Partly Cloudy - 91 F			
Orlando Cabrera, R OBP: 0.371, SLG: 0.379 Dallas Morris, R (8, 5)										4	0	0	0	0	1	1				
27 Vladimir Guerrero, R OBP: 0.273, SLG: 0.419 Jordan Renz, R (8, 9)										3	0	1	0	0	2	2				
16 Garret Anderson, L OBP: 0.435, SLG: 0.684 19 Curtis Pride, L OBP: 0.190, SLG: 0.200 (6, 7)										2	0	0	0	0	2	2				
Casey Kotchman, L OBP: 0.364, SLG: 0.600 Baltazar Lopez, L (9, 3)										4	2	2	0	0	0	1				
47 Howie Kendrick, R OBP: 0.485, SLG: 0.756 37 Ryan Mount, L (9, 4)										4	1	3	1	0	0	0				
5 Jeff Mathis, R OBP: 0.222, SLG: 0.382 Bobby Wilson, R OBP: 0.267, SLG: 0.154 (6, PH) (9, 2)										3	0	1	0	0	0	3				
32 Brandon Wood, R OBP: 0.292, SLG: 0.458 (1, 10)										3	1	1	0	0	2	3				
9 Chone Figgins, S OBP: 0.424, SLG: 0.600 P.J. Phillips, R (8, 6)										3	0	1	3	0	1	3				
										0	0	0	0	0	0	0				
Inning Stats	R: 0 E: 0 K: 1 S: 5	H: 0 LOB: 1 BB: 0 P: 6	R: 3 E: 0 K: 0 S: 6	H: 4 LOB: 0 BB: 0 P: 6	R: 0 E: 0 K: 2 S: 8	H: 1 LOB: 1 BB: 0 P: 8	R: 0 E: 0 K: 0 S: 3	H: 0 LOB: 0 BB: 0 P: 3	R: 1 E: 1 K: 1 S: 8	H: 3 LOB: 2 BB: 0 P: 8	R: 0 E: 0 K: 0 S: 4	H: 1 LOB: 2 BB: 0 P: 4	R: 0 E: 0 K: 0 S: 3	H: 0 LOB: 0 BB: 0 P: 3	R: 0 E: 0 K: 1 S: 5	H: 0 LOB: 1 BB: 1 P: 9	1B: 8 2B: 1 3B: 1 HR: 0	SF: 0 SAC: 0 DP: 0 HBP: 1	WP: 0 PB: 0 SB: 0 CS: 1	PA: 35
PITCHER	IP WLS BF H R ER SO BB IBB HBP BLK WP HR S P ERA WHIP																			
38 Carlos Zambrano, R ERA: 3.88 47 Scott Eyre, L ERA: 4.5 Hector Almonte, R ERA: (1, 1)	5.2 L 26 9 4 4 4 0 0 0 0 0 0 0 33 34 6.35 1.588																			
(6, 1)	1.1 5 1 0 0 0 0 0 0 0 0 0 5 5 0.00 0.750																			
(8, 1)	1.0 3 0 0 0 0 0 0 0 0 0 0 3 3 0.00 0.000																			

Batter	1	2	3	4	5	6	7	8	9	AB	R	H	RBI	BB	SO	LOB	TOP										
17 Felix Pie, L OBP: 0.420, SLG: 0.435 88 Jesus Valdez, R (9.9)										6	2	3	0	0	1	1											
Mark DeRosa, R OBP: 0.405, SLG: 0.276 Joe Simokaitis, R (7.4)										2	3	1	0	3	0	1											
Jacque Jones, L OBP: 0.341, SLG: 0.475 85 Sam Fuld, L OBP: 1.000, SLG: 1.000 (7.7)										5	2	2	3	0	1	2											
32 Daryle Ward, L OBP: 0.182, SLG: 0.313 24 Henry Blanco, R OBP: 0.095, SLG: 0.095 (7.3)										5	2	2	4	0	1	1											
19 Matt Murton, R OBP: 0.353, SLG: 0.524 45 Sean Marshall, L (5.1)										3	0	0	0	1	1	2											
74 Jake Fox, R OBP: 0.533, SLG: 1.077 (6.2)										0	0	0	0	0	0	0											
5 Ronny Cedeno, R OBP: 0.378, SLG: 0.410 (1.6)										4	1	2	0	1	0	0											
Tomas Perez, S OBP: 0.344, SLG: 0.308 (1.5)										4	0	0	1	0	0	3											
58 Geovany Soto, R OBP: 0.438, SLG: 0.692 54 Ryan O'Malley, R (6.1)										3	0	1	2	1	2	2											
44 Roberto Novoa, R (8.1)										0	0	0	0	0	0	0											
57 Rocky Cherry, R (9.1)										1	0	0	0	0	0	0											
73 Sean Gallagher, R (1.1)										2	0	0	0	0	2	4											
Clay Rapada, R (4.1)										0	0	0	0	0	0	0											
Mark Reed, L (5. PH)										1	0	0	0	0	0	0											
29 Angel Pagán, S OBP: 0.350, SLG: 0.188 (7.8)										1	0	0	0	1	0	0											
Inning Stats	R: 5 E: 1 K: 1 S: 11	H: 5 LOB: 1 BB: 0 P: 11	R: 0 E: 0 K: 0 S: 3	H: 1 LOB: 0 BB: 0 P: 3	R: 0 E: 1 K: 2 S: 8	H: 0 LOB: 3 BB: 2 P: 16	R: 3 E: 0 K: 1 S: 8	H: 3 LOB: 2 BB: 2 P: 16	R: 2 E: 0 K: 1 S: 7	H: 2 LOB: 1 BB: 0 P: 11	R: 0 E: 0 K: 1 S: 5	H: 0 LOB: 0 BB: 0 P: 5	R: 1 E: 2 K: 2 S: 9	H: 0 LOB: 1 BB: 1 P: 13	R: 0 E: 0 K: 1 S: 5	H: 0 LOB: 0 BB: 1 P: 9	R: 0 E: 0 K: 1 S: 5	H: 0 LOB: 1 BB: 1 P: 9	1B: 7 2B: 2 HR: 1	SF: 1 SAC: 0 HBP: 0	WP: 1 PB: 0 SB: 1 CS: 0	PA: 47					
PITCHER	IP	WLS	BF	H	R	ER	SO	BB	IBB	HBP	BLK	WP	HR	S	P	ERA	WHIP										
76 Yovani Gallardo, R ERA: 7.27 (1.1)	1.0	L	9	5	5	3	1	0	0	0	0	0	1	11	11	27.00	5.000										
13 Zach Jackson, L ERA: 5.09 (2.1)	2.1		14	3	3	3	2	4	0	0	0	0	0	14	30	11.57	3.000										
62 Grant Balfour, R ERA: 13.5 (4.1)	1.0		6	2	2	2	1	1	0	0	0	0	0	7	11	18.00	3.000										
60 Joe Thatcher, L ERA: (5.1)	0.2		3	1	0	0	1	0	0	0	0	0	0	5	5	0.00	1.500										
68 Corey Thurman, R ERA: 6.23 (6.1)	1.0		3	0	0	0	1	0	0	0	0	0	0	5	5	0.00	0.000										
23 Rickie Weeks Jr., R OBP: 0.362, SLG: 0.350 Craig Counsell, L OBP: 0.316, SLG: 0.306 (7.6)										2	0	0	0	1	1	1											
7 J.J. Hardy, R OBP: 0.277, SLG: 0.348 8 Vinny Rottino, R OBP: 0.292, SLG: 0.386 (7.3)										3	0	0	0	0	0	3											
28 Prince Fielder, L OBP: 0.471, SLG: 0.846 55 JD Closser, S OBP: 0.458, SLG: 0.667 (7.2)										1	2	0	0	1	0	0											
2 Bill Hall, R OBP: 0.420, SLG: 0.714 Brady Clark, R OBP: 0.316, SLG: 0.306 (7.7)										3	1	1	2	0	0	1											
Johnny Estrada, S OBP: 0.463, SLG: 0.659 22 Tony Gwynn Jr., L OBP: 0.394, SLG: 0.433 (7.8)										3	2	2	0	0	0	0											
Geoff Jenkins, L OBP: 0.474, SLG: 0.583 Heman Inbarren, L OBP: 0.525, SLG: 0.647 (7.4)										3	0	1	0	0	0	2											
Kevin Mench, R OBP: 0.471, SLG: 0.467 68 Corey Thurman, R (6.1)										2	1	1	0	0	0	1											
75 Ryan Braun, R OBP: 0.405, SLG: 0.912 (7.5)										2	1	1	3	0	0	2											
9 Tony Graffanino, R OBP: 0.267, SLG: 0.367 Dennis Sarfate, R (7.1)										0	0	0	0	0	0	0											
Matt Wise, R (8.1)										0	0	0	0	0	0	0											
59 Derrick Turnbow, R (9.1)										0	0	0	0	0	0	0											
18 Gabe Gross, L OBP: 0.462, SLG: 0.636 (9. PH)										1	0	0	0	0	0	0											
76 Yovani Gallardo, R OBP: 0.467, SLG: 0.950 13 Zach Jackson, L OBP: 0.333, SLG: 0.667 62 Grant Balfour, R ERA: 13.5 60 Joe Thatcher, L ERA: 7.71 1 Corey Hart, R OBP: 0.350, SLG: 0.488 (8.9)										0	0	0	0	0	0	0											
Inning Stats	R: 0 E: 0 K: 0 S: 3	H: 0 LOB: 0 BB: 0 P: 3	R: 0 E: 0 K: 0 S: 3	H: 0 LOB: 0 BB: 0 P: 3	R: 1 E: 0 K: 0 S: 4	H: 2 LOB: 1 BB: 1 P: 8	R: 3 E: 0 K: 0 S: 5	H: 3 LOB: 0 BB: 1 P: 9	R: 0 E: 0 K: 1 S: 5	H: 1 LOB: 0 BB: 0 P: 6	R: 0 E: 0 K: 0 S: 3	H: 0 LOB: 0 BB: 0 P: 3	R: 0 E: 1 K: 0 S: 5	H: 1 LOB: 2 BB: 0 P: 5	R: 0 E: 0 K: 0 S: 3	H: 0 LOB: 0 BB: 0 P: 3	R: 0 E: 0 K: 0 S: 3	H: 0 LOB: 0 BB: 0 P: 3	1B: 4 2B: 3 HR: 2	SF: 0 SAC: 0 HBP: 1	WP: 0 PB: 0 SB: 0 CS: 0	PA: 37					
PITCHER	IP	WLS	BF	H	R	ER	SO	BB	IBB	HBP	BLK	WP	HR	S	P	ERA	WHIP										
73 Sean Gallagher, R ERA: 7.71 (1.1)	3.0		13	3	3	3	0	2	0	0	0	0	0	4	4	9.00	2.000										
Clay Rapada, L ERA: 13.5 (4.1)	1.0		4	2	1	1	0	0	0	0	0	0	0	4	4	9.00	2.000										
45 Sean Marshall, L ERA: (5.1)	1.0		3	1	0	0	1	0	0	0	0	0	0	5	5	0.00	1.000										
54 Ryan O'Malley, L ERA: 7.71 (6.1)	2.0		9	2	3	3	0	0	0	1	0	0	1	8	9	13.50	1.000										
44 Roberto Novoa, R ERA: 11.57 (8.1)	1.0		5	1	0	0	0	0	0	0	0	0	0	5	5	0.00	1.000										
AB											34																
R											7																
H											9																
RBI											6																
BB											2																
SO											1																
LOB											14																

Chicago Cubs @ Milwaukee Brewers
Maryvale Baseball Park, Phoenix, AZ
Mon Mar 19 2007, 4:05 PM EDT
Att: 5,476 - Sunny - 83 F

AB	39
R	11
H	11
RBI	10
BB	7
SO	10
LOB	17



Chicago Cubs @ Milwaukee Brewers
Maryvale Baseball Park, Phoenix, AZ
Mon Mar 19 2007, 4:05 PM EDT
Att: 5,476 - Sunny - 83 F


AB	34
R	7
H	9
RBI	6
BB	2
SO	1
LOB	14



Batter	1	2	3	4	5	6	7	8	9	AB	R	H	RBI	BB	SO	LOB	TOP										
16 Willie Bloomquist, R OBP: 0.480, SLG: 0.543 Christopher Minaker, R (7, 4)	G1-3		7 E 29 HR 1B	F9			G3		K	4	1	1	0	0	0	1											
7 Jeremy Reed, L OBP: 0.229, SLG: 0.283 Josh Womack, L (7, 8)	E7 12 1B		E4 29 HR 1B				K			4	2	1	0	0	2	0											
29 Adrian Beltré, R OBP: 0.382, SLG: 0.613 Erick Monzon, R (5, 5)	12 1B HBP		1-H 3-H HR				G5-3		K	2	1	1	3	0	0	0											
Ben Broussard, L OBP: 0.389, SLG: 0.426 58 Cha Seung Baek, R (8, 1)	P5		K				F7 2B			4	0	1	0	0	1	2											
12 Michael Morse, R OBP: 0.227, SLG: 0.293 (8, 3)	1-2 2-H 1B		G1-3				F8 2B			4	0	2	1	0	0	1											
Tony Torcato, L OBP: 0.318, SLG: 0.381 (1, 7)	P6		G3				G6-3			4	0	0	0	0	0	3											
30 René Rivera, R OBP: 0.250, SLG: 0.235 37 Justin Lehr, R (6, 1)			63 B5-6-4 1B				G6-3			3	0	2	0	0	0	0											
91 Michael Saunders, L OBP: 0.500, SLG: 0.500 (8, PH)									K	1	0	0	0	0	0	1											
1 Gookie Dawkins, R OBP: 0.235, SLG: 0.471 (1, 6)	F7								K	4	0	1	0	0	2	2											
63 Ryan Feierabend, L (1, 1)										1	0	0	0	0	0	1											
67 Renee Cortez, R (3, 1)										0	0	0	0	0	0	0											
31 Aaron Small, R (4, 1)										0	0	0	0	0	0	0											
68 Luis Oliveros, R (6, PH)										2	0	0	0	0	0	1											
Inning Stats	R: 1 E: 1 K: 0 S: 6	H: 1 LOB: 2 BB: 0 P: 7	R: 0 E: 0 K: 0 S: 3	H: 1 LOB: 0 BB: 0 P: 3	R: 3 E: 1 K: 1 S: 8	H: 3 LOB: 0 BB: 0 P: 8	R: 0 E: 0 K: 1 S: 6	H: 1 LOB: 1 BB: 0 P: 6	R: 0 E: 0 K: 2 S: 7	H: 0 LOB: 0 BB: 0 P: 7	R: 0 E: 0 K: 1 S: 6	H: 1 LOB: 1 BB: 0 P: 6	R: 0 E: 0 K: 2 S: 7	H: 0 LOB: 0 BB: 0 P: 7	R: 0 E: 0 K: 2 S: 7	H: 0 LOB: 0 BB: 0 P: 7	1B: 6 2B: 2 3B: 0 HR: 1	SF: 0 SAC: 1 DP: 1 HBP: 1	WP: 0 PB: 0 SB: 0 CS: 0	PA: 37							
PITCHER	IP	WLS	BF	H	R	ER	SO	BB	IBB	HBP	BLK	WP	HR	S	P	ERA	WHIP										
52 Wade Miller, R ERA: 5.11 Bob Howry, R ERA: 5.63 48 Neal Cotts, L ERA: 7.2 60 Les Walrond, L ERA: 2.25 43 Michael Wuerzt, R ERA:	3.1	W	17	6	4	3	2	0	0	1	0	0	1	21	22	8.10	1.800										

Seattle Mariners @ Chicago Cubs
Hohokam Park, Mesa, AZ
Mon Mar 19 2007, 4:05 PM EDT
Att: 8,625 - Partly Cloudy - 83 F


AB 35
R 4
H 9
RBI 4
BB 0
SO 8
LOB 12



Batter	1	2	3	4	5	6	7	8	9	AB	R	H	RBI	BB	SO	LOB	BOTTOM										
12 Alfonso Soriano, R OBP: 0.372, SLG: 0.575 67 Chris Walker, S (4, PR) (5, 8)	K		2 E 1B	25 1B 2 1B BB			K		E5 G3 76 1B	3	2	2	1	1	1	2											
2 Ryan Theriot, R OBP: 0.451, SLG: 0.565 Dylan Johnston, L (7, 4)	25 1B 2B	G5-3	E4 1-H 2-H 3B	25 1B 1B			25 2B 2B		G3	5	2	4	3	0	0	0											
25 Derrek Lee, R OBP: 0.537, SLG: 0.795 76 Micah Hoffpauir, L OBP: 0.450, SLG: 0.765 (7, 3)	16 HR 1B	16 1B HR	G6-3	1-2 2-3 3-H 1B			64 1B 2B		64 1B 1B	5	2	4	3	0	0	0											
16 Aramis Ramirez, R OBP: 0.415, SLG: 0.703 64 Casey McGehee, R OBP: 0.395, SLG: 0.417 (5, 5)	1-H HR	1-2 HR	P4	F9			61 2B 1B		1-2 1B	4	2	2	2	0	0	3											
Michael Barrett, R OBP: 0.314, SLG: 0.647 61 Koyie Hill, S OBP: 0.333, SLG: 0.417 (6, 2)	P6	1-H 2-H HR		HR			SAFE 2-3 1-2 K		F6	4	2	2	4	0	0	0											
15 Cliff Floyd, L OBP: 0.444, SLG: 0.600 66 Tyler Colvin, L OBP: 0.278, SLG: 0.444 (6, 7)	FC1-6 52 1B 1B	G1-3		FC4-6 2 1B BB			82 1B 1B		K	3	2	2	0	1	0	0											
27 Buck Coats, L OBP: 0.450, SLG: 0.472 (1, 9)	FC1-6 1B	G5-3		FC4-6 1B			F9		K	4	0	1	0	1	1	1											
Cesar Izturis, S OBP: 0.500, SLG: 0.400 82 Carlos R. Rojas, R OBP: 1.000, SLG: 1.000 (5, 6)	FC1-6 52 1B 1B		12 1B E	FC4-6 2 1B BB			1-2 2-3 1B		1B	3	2	1	0	0	0	4											
52 Wade Miller, R OBP: 0.500, SLG: 0.500 38 Carlos Zambrano, S OBP: 0.333, SLG: 0.633 48 Neal Cotts, L Chris Robinson, R 60 Les Walrond, L 43 Michael Wuerzt, R (8, 1)	1-2 2-3 1B			K			L7		K2-3	2	0	1	1	0	1	1											
Inning Stats	R: 5 E: 0 K: 1 S: 11	H: 6 LOB: 2 BB: 1 P: 15	R: 3 E: 0 K: 0 S: 6	H: 3 LOB: 0 BB: 0 P: 6	R: 3 E: 1 K: 1 S: 8	H: 3 LOB: 0 BB: 0 P: 8	R: 3 E: 0 K: 0 S: 7	H: 4 LOB: 3 BB: 2 P: 15	R: 0 E: 0 K: 1 S: 7	H: 2 LOB: 2 BB: 0 P: 7	R: 1 E: 0 K: 2 S: 9	H: 3 LOB: 0 BB: 0 P: 9	R: 0 E: 0 K: 2 S: 8	H: 1 LOB: 1 BB: 0 P: 8	R: 1 E: 1 K: 1 S: 8	H: 2 LOB: 2 BB: 0 P: 8	1B: 16 2B: 3 3B: 1 HR: 4	SF: 0 SAC: 0 DP: 0 HBP: 0	WP: 0 PB: 0 SB: 0 CS: 0	PA: 51							
PITCHER	IP	WLS	BF	H	R	ER	SO	BB	IBB	HBP	BLK	WP	HR	S	P	ERA	WHIP										
63 Ryan Feierabend, L ERA: 8.0 67 Renee Cortez, R ERA: 6.75 31 Aaron Small, R ERA: 9.0 37 Justin Lehr, R ERA: 9.0 58 Cha Seung Baek, R ERA: 10.0	2.0	L	16	9	8	8	1	0	0	0	0	0	0	8	8	36.00	5.000										

Seattle Mariners @ Chicago Cubs
Hohokam Park, Mesa, AZ
Mon Mar 19 2007, 4:05 PM EDT
Att: 8,625 - Partly Cloudy - 83 F

AB 48
R 16
H 24
RBI 15
BB 3
SO 8
LOB 24



Batter	1	2	3	4	5	6	7	8	9	AB	R	H	RBI	BB	SO	LOB	TOP				
12 Alfonso Soriano, R (1,8) OBP: 0.370, SLG: 0.628 17 Felix Pie, L (7,PH) OBP: 0.404, SLG: 0.417 (7,8)										3	1	1	1	0	1	1	Chicago Cubs @ Colorado Rockies US West Sports Complex, Hi Corbett Field, Tucson, AZ Tue Mar 20 2007, 4:05 PM EDT Att: 6,023 - Cloudy - 75 F livebaseballscorecards.com				
Cesar Izturis, S (1,6) OBP: 0.486, SLG: 0.393 5 Ronny Cedeno, R (7,6) OBP: 0.391, SLG: 0.425									1B	3	0	1	0	0	0	1					
29 Angel Paquin, S (1,9) OBP: 0.375, SLG: 0.263									BB	3	1	1	0	1	0	1					
16 Aramis Ramirez, R (1,5) OBP: 0.409, SLG: 0.675 Tomas Perez, S (7,5) OBP: 0.333, SLG: 0.296										3	0	1	0	0	0	0					
32 Daryle Ward, L (1,3) OBP: 0.194, SLG: 0.314 46 Ryan Dempster, R (6,1) OBP: 0.333, SLG: 0.480										BB	0	0	0	0	0	0					
13 Will Ohman, L (7,1) OBP: 0.333, SLG: 0.480 71 James Adduci, L (8,PH) OBP: 0.333, SLG: 0.480 37 Angel Guzman, R (8,1) OBP: 0.333, SLG: 0.480										BB	0	0	0	0	0	0					
Michael Barrett, R (1,2) OBP: 0.342, SLG: 0.639 61 Koyie Hill, S (7,2) OBP: 0.313, SLG: 0.385										BB	2	0	1	0	1	0					
Mark DeRosa, R (1,4) OBP: 0.415, SLG: 0.281										3	0	1	0	1	1	4					
27 Buck Coats, L (1,7) OBP: 0.409, SLG: 0.425										4	0	0	0	0	1	5					
30 Ted Lilly, L (1,1) OBP: 0.500, SLG: 0.500 76 Micah Hoffpauir, L (6,3) OBP: 0.409, SLG: 0.684										2	0	1	0	0	0	0					
										2	0	0	0	0	0	2					
Inning Stats	R: 2 E: 0 K: 1 S: 9	H: 4 LOB: 3 BB: 1 P: 13	R: 0 E: 0 K: 1 S: 5	H: 1 LOB: 0 BB: 0 P: 5	R: 0 E: 0 K: 0 S: 3	H: 0 LOB: 0 BB: 0 P: 3	R: 0 E: 0 K: 0 S: 3	H: 1 LOB: 1 BB: 0 P: 3	R: 0 E: 0 K: 0 S: 4	H: 0 LOB: 0 BB: 0 P: 3	R: 0 E: 0 K: 1 S: 5	H: 0 LOB: 1 BB: 1 P: 9	R: 0 E: 0 K: 0 S: 3	H: 1 LOB: 2 BB: 2 P: 11	R: 0 E: 0 K: 2 S: 8	H: 1 LOB: 1 BB: 0 P: 8		1B: 7 2B: 1 3B: 0 HR: 1	SF: 0 SAC: 0 DP: 3 HBP: 0	WP: 1 PB: 0 CS: 0	PA: 37
PITCHER	IP WLS BF H R ER SO BB IBB HBP BLK WP HR S P ERA WHIP	5.0 W 21 7 2 2 2 1 0 0 0 1 1 24 28 3.60 1.600	4.0 S 16 2 0 0 3 3 0 0 0 0 0 0 19 31 0.00 1.250																		

Batter	1	2	3	4	5	6	7	8	9	AB	R	H	RBI	BB	SO	LOB	BOTTOM						
3 Willy Taveras, R (1,8) OBP: 0.462, SLG: 0.429 21 Steve Finley, L (6,8) OBP: 0.344, SLG: 0.484 (6,7)										3	0	2	0	0	0	3	Chicago Cubs @ Colorado Rockies US West Sports Complex, Hi Corbett Field, Tucson, AZ Tue Mar 20 2007, 4:05 PM EDT Att: 6,023 - Cloudy - 75 F livebaseballscorecards.com						
Jaime Carroll, R (1,4) OBP: 0.175, SLG: 0.114 Omar Quintanilla, L (6,4) OBP: 0.333, SLG: 0.480										2	0	0	1	0	0	1							
27 Garrett Atkins, R (1,5) OBP: 0.375, SLG: 0.553 47 John Mabry, L (6,3) OBP: 0.440, SLG: 0.727										3	0	1	1	0	0	1							
17 Todd Helton, L (1,3) OBP: 0.452, SLG: 0.586 18 Cory Sullivan, L (6,7) OBP: 0.344, SLG: 0.419 (6,8)										3	0	0	0	0	0	3							
5 Matt Holliday, R (1,7) OBP: 0.450, SLG: 0.714 67 Erick Almonte, R (6,5) OBP: 0.500, SLG: 0.455										2	1	2	0	1	0	0							
11 Brad Hawpe, L (1,9) OBP: 0.381, SLG: 0.775 38 Ubaldo Jiménez, R (6,1)										3	0	1	0	0	0	2							
2 Troy Tulowitzki, R (1,6) OBP: 0.410, SLG: 0.500										4	1	2	1	0	0	2							
8 Yorvit Torrealba, R (1,2) OBP: 0.280, SLG: 0.320										4	1	1	1	0	0	6							
50 Brian Lawrence, R (1,1) OBP: 0.316, SLG: 0.595										1	1	0	0	1	1	3							
10 Jeff Baker, R (6,9)										2	0	0	0	0	1	0							
Inning Stats	R: 0 E: 0 K: 0 S: 5	H: 1 LOB: 1 BB: 0 P: 5	R: 0 E: 0 K: 1 S: 8	H: 3 LOB: 3 BB: 0 P: 8	R: 0 E: 0 K: 0 S: 3	H: 0 LOB: 0 BB: 0 P: 3	R: 4 E: 0 K: 0 S: 7	H: 4 LOB: 2 BB: 2 P: 16	R: 0 E: 0 K: 0 S: 4	H: 1 LOB: 1 BB: 0 P: 4	R: 0 E: 0 K: 0 S: 3	H: 1 LOB: 1 BB: 1 P: 7	R: 0 E: 1 K: 1 S: 6	H: 0 LOB: 2 BB: 1 P: 10	R: 0 E: 0 K: 1 S: 5	H: 0 LOB: 0 BB: 0 P: 5		1B: 8 2B: 2 3B: 0 HR: 0	SF: 1 SAC: 0 DP: 1 HBP: 0	WP: 1 PB: 0 CS: 0	PA: 38		
PITCHER	IP WLS BF H R ER SO BB IBB HBP BLK WP HR S P ERA WHIP	5.0 L 26 9 4 4 1 1 0 0 0 0 0 0 3 7 0.00 2.200	1.0 4 1 0 0 0 1 0 0 0 0 0 0 3 7 0.00 2.000	1.0 5 0 0 0 1 1 0 0 0 0 0 0 6 10 0.00 1.000	1.0 3 0 0 0 1 0 0 0 0 0 0 5 5 0.00 0.000																		

Batter	1	2	3	4	5	6	7	8	9	AB	R	H	RBI	BB	SO	LOB	TOP
29 Angel Pagán, S OBP: 0.333, SLG: 0.227										2	0	0	0	0	0	1	
2 Ryan Theriot, R OBP: 0.448, SLG: 0.558										2	0	1	0	0	0	1	
25 Derrek Lee, R OBP: 0.532, SLG: 0.800										2	0	1	0	0	0	1	
16 Aramis Ramirez, R OBP: 0.391, SLG: 0.643										2	0	0	0	0	0	2	
Jacque Jones, L OBP: 0.340, SLG: 0.543										2	0	0	0	0	0	1	
Michael Barrett, R OBP: 0.325, SLG: 0.605										2	0	0	0	0	0	1	
19 Matt Murton, R OBP: 0.340, SLG: 0.500										2	0	0	0	0	0	0	
Cesar Izturis, S OBP: 0.459, SLG: 0.367										2	0	0	0	0	0	0	
22 Mark Prior, R OBP: 1.000, SLG: 1.000										1	0	1	0	0	0	0	
27 Buck Coats, L OBP: 0.391, SLG: 0.405										1	0	0	0	0	0	0	
53 Rich Hill, L OBP: 0.391, SLG: 0.405										0	0	0	0	0	0	0	
Inning Stats	R: 0 E: 0 K: 0 S: 4	H: 1 LOB: 1 BB: 0 P: 5	R: 0 E: 0 K: 0 S: 3	H: 0 LOB: 0 BB: 0 P: 3	R: 0 E: 0 K: 0 S: 4	H: 1 LOB: 1 BB: 0 P: 4	R: 0 E: 0 K: 0 S: 4	H: 1 LOB: 1 BB: 0 P: 4	R: 0 E: 0 K: 0 S: 3	H: 0 LOB: 0 BB: 0 P: 3	1B: 2 2B: 1 3B: 0 HR: 0	SF: 0 SAC: 0 DP: 0 HBP: 0	WP: 0 PA: 18 PB: 0 SB: 1 CS: 0				
PITCHER Greg Maddux, R ERA: 1.8	IP: 5.0 WLS: W BF: 18 H: 3 R: 0 ER: 0 SO: 0 BB: 0 IBB: 0 HBP: 0 BLK: 0 WP: 0 HR: 0 S: 18 P: 19 ERA: 0.00 WHIP: 0.600																

Chicago Cubs @ San Diego Padres
Peoria Stadium, Peoria, AZ
Thu Mar 22 2007, 4:05 PM EDT
Att: 9,043 - Partly Cloudy - 73 F

AB 18
R 0
H 3
RBI 0
BB 0
SO 0
LOB 7



Batter	1	2	3	4	5	6	7	8	9	AB	R	H	RBI	BB	SO	LOB	BOTTOM
22 Marcus Giles, R OBP: 0.353, SLG: 0.529										3	0	1	0	0	0	1	
24 Brian Giles, L OBP: 0.340, SLG: 0.512										3	0	0	0	0	1	1	
23 Adrián González, L OBP: 0.438, SLG: 0.651										2	1	1	0	1	0	1	
28 Josh Bard, S OBP: 0.429, SLG: 0.645										3	0	1	0	0	1	2	
Mike Cameron, R OBP: 0.333, SLG: 0.400										1	0	1	1	1	0	0	
3 Khalil Greene, R OBP: 0.390, SLG: 0.756										2	0	1	0	0	1	2	
5 Kevin Kouzmanoff, R OBP: 0.442, SLG: 0.654										2	0	0	0	0	1	0	
8 Termel Sledge, L OBP: 0.306, SLG: 0.617										2	0	0	0	0	0	0	
Greg Maddux, R ERA: 1.8										2	0	0	0	0	1	0	
Inning Stats	R: 1 E: 0 K: 0 S: 6	H: 4 LOB: 2 BB: 0 P: 6	R: 0 E: 1 K: 1 S: 6	H: 0 LOB: 1 BB: 0 P: 6	R: 0 E: 0 K: 1 S: 7	H: 0 LOB: 2 BB: 2 P: 15	R: 0 E: 0 K: 1 S: 5	H: 0 LOB: 0 BB: 0 P: 5	R: 0 E: 0 K: 2 S: 8	H: 1 LOB: 1 BB: 0 P: 8	1B: 5 2B: 0 3B: 0 HR: 0	SF: 0 SAC: 0 DP: 0 HBP: 0	WP: 0 PA: 22 PB: 0 SB: 0 CS: 0				
PITCHER 22 Mark Prior, R ERA: 9.82 53 Rich Hill, L ERA: 4.09	IP: 4.0 WLS: L BF: 18 H: 4 R: 1 ER: 1 SO: 3 BB: 2 IBB: 0 HBP: 0 BLK: 0 WP: 0 HR: 0 S: 24 P: 32 ERA: 2.25 WHIP: 1.500																

Chicago Cubs @ San Diego Padres
Peoria Stadium, Peoria, AZ
Thu Mar 22 2007, 4:05 PM EDT
Att: 9,043 - Partly Cloudy - 73 F

AB 20
R 1
H 5
RBI 1
BB 2
SO 5
LOB 7



Batter	1	2	3	4	5	6	7	8	9	AB	R	H	RBI	BB	SO	LOB	TOP										
2 Randy Winn, S OBP: 0.352, SLG: 0.490	F7		G3		2B		G3-1			4	0	1	0	0	0	1	San Francisco Giants @ Chicago Cubs Hohokam Park, Mesa, AZ Fri Mar 23 2007, 4:05 PM EDT Att: 12,752 - Cloudy - 64 F										
13 Omar Vizquel, S OBP: 0.354, SLG: 0.511 50 Eliezer Alfonso, R OBP: 0.294, SLG: 0.267	E8						P6	G3-1		4	0	2	0	0	0	2											
Ryan Klesko, L OBP: 0.316, SLG: 0.440 28 Lance Niekro, R OBP: 0.389, SLG: 0.606	F7		G3				F7	P4		3	0	0	0	0	2												
Pedro Feliz, R OBP: 0.365, SLG: 0.545 43 Tomas De La Rosa, R OBP: 0.355, SLG: 0.556	K			G5-3			P5	1B		4	1	1	0	0	1												
1 Bengie Molina, R OBP: 0.250, SLG: 0.333 68 Justin Leone, R OBP: 0.320, SLG: 0.150		K						2B		3	0	1	1	0	2												
Todd Lindsay, S OBP: 0.478, SLG: 0.583 41 Brad Hennessey, R OBP: 0.417, SLG: 0.714 56 Chad Santos, L OBP: 0.417, SLG: 0.714 53 Jonathan Sánchez, L		G4-3					G6-3	G3-1		3	0	0	0	0	1												
19 Kevin Frandsen, R OBP: 0.361, SLG: 0.434		WP					G3-1			4	1	1	0	0	0												
Jason Ellison, R OBP: 0.519, SLG: 0.553		P3					F8	G1-3		4	0	1	0	0	0												
51 Noah Lowry, R OBP: 0.216, SLG: 0.235							G3-1			1	0	0	0	1	1												
9 Mark Sweeney, L								K		2	0	0	0	0	1												
Inning Stats	R: 0 E: 1 K: 1 S: 6	H: 1 LOB: 1 BB: 0 P: 6	R: 1 E: 0 K: 1 S: 6	H: 1 LOB: 2 BB: 0 P: 7	R: 0 E: 0 K: 1 S: 6	H: 1 LOB: 1 BB: 0 P: 6	R: 0 E: 0 K: 2 S: 7	H: 0 LOB: 0 BB: 0 P: 7	R: 0 E: 0 K: 0 S: 4	H: 1 LOB: 2 BB: 1 P: 8	R: 0 E: 0 K: 0 S: 3	H: 0 LOB: 1 BB: 0 P: 4	R: 0 E: 0 K: 0 S: 4	H: 1 LOB: 1 BB: 0 P: 4	R: 1 E: 0 K: 0 S: 5	H: 2 LOB: 1 BB: 0 P: 5	R: 0 E: 0 K: 1 S: 5	H: 0 LOB: 0 BB: 0 P: 5	1B: 3 2B: 3 3B: 1 HR: 0	SF: 0 SAC: 0 DP: 0 HBP: 1	WP: 1 PB: 0 SB: 0 CS: 0	PA: 36					
PITCHER	IP	WLS	BF	H	R	ER	SO	BB	IBB	HBP	BLK	WP	HR	S	P	ERA	WHIP										
38 Carlos Zambrano, R ERA: 3.05	6.0	W	24	4	1	1	5	1	0	1	0	1	0	32	38	1.50	0.833										
34 Kerry Wood, R ERA: 9.0	1.0		4	1	0	0	0	0	0	0	0	0	0	4	4	0.00	1.000										
Bob Howry, R ERA: 6.0	1.0		5	2	1	1	0	0	0	0	0	0	0	5	5	9.00	2.000										
46 Ryan Dempster, R ERA: 1.5	1.0		3	0	0	0	1	0	0	0	0	0	0	5	5	0.00	0.000										

Batter	1	2	3	4	5	6	7	8	9	AB	R	H	RBI	BB	SO	LOB	BOTTOM										
12 Alfonso Soriano, R OBP: 0.364, SLG: 0.569 46 Ryan Dempster, R	K	1B		HBP				K		4	0	1	0	0	2	2	San Francisco Giants @ Chicago Cubs Hohokam Park, Mesa, AZ Fri Mar 23 2007, 4:05 PM EDT Att: 12,752 - Cloudy - 64 F										
19 Matt Murton, R OBP: 0.328, SLG: 0.490	E5	2B		P3			F9	F8		5	0	1	0	0	4												
25 Derrek Lee, R OBP: 0.510, SLG: 0.776 32 Danyle Ward, L OBP: 0.237, SLG: 0.432	G6-4-3	F9					F9			4	0	1	1	0	3												
16 Aramis Ramirez, R OBP: 0.380, SLG: 0.674 Tomas Perez, S OBP: 0.353, SLG: 0.321		F9	G6-3	P4			HR			4	1	1	1	0	2												
Michael Barrett, R OBP: 0.386, SLG: 0.625 24 Henry Blanco, R OBP: 0.125, SLG: 0.125	1B	BB		FC4-6			G6-4-3	1B		2	1	2	0	2	0												
Jacque Jones, L OBP: 0.333, SLG: 0.520 Bob Howry, L	1B	BB		FC4-6			K	F8		4	1	1	0	0	1												
17 Felix Pie, L OBP: 0.392, SLG: 0.392	1B	HR		1-2						0	0	0	0	0	0												
Mark DeRosa, R OBP: 0.449, SLG: 0.359		HR		G6-3			G6-4-3			4	1	2	1	0	2												
5 Ronny Cedeno, R OBP: 0.415, SLG: 0.489		HR					F8	G3		3	2	1	3	1	0												
38 Carlos Zambrano, S OBP: 0.222, SLG: 0.556 34 Kerry Wood, R	F8									3	0	0	0	0	1												
29 Angel Pagán, S OBP: 0.357, SLG: 0.227							K	12 S		0	0	0	0	1	0												
Inning Stats	R: 0 E: 1 K: 1 S: 5	H: 0 LOB: 0 BB: 0 P: 5	R: 4 E: 0 K: 0 S: 8	H: 5 LOB: 2 BB: 1 P: 12	R: 0 E: 0 K: 0 S: 3	H: 0 LOB: 1 BB: 1 P: 7	R: 1 E: 0 K: 0 S: 4	H: 1 LOB: 2 BB: 1 P: 9	R: 0 E: 0 K: 1 S: 5	H: 1 LOB: 0 BB: 0 P: 5	R: 0 E: 0 K: 1 S: 5	H: 0 LOB: 0 BB: 0 P: 5	R: 1 E: 0 K: 0 S: 5	H: 2 LOB: 1 BB: 0 P: 5	R: 0 E: 0 K: 1 S: 6	H: 1 LOB: 2 BB: 1 P: 10	1B: 5 2B: 3 3B: 0 HR: 2	SF: 0 SAC: 0 DP: 2 HBP: 1	WP: 0 PB: 0 SB: 1 CS: 0	PA: 38							
PITCHER	IP	WLS	BF	H	R	ER	SO	BB	IBB	HBP	BLK	WP	HR	S	P	ERA	WHIP										
51 Noah Lowry, L ERA: 6.87	5.0	L	25	7	5	5	2	3	0	1	0	0	1	25	38	9.00	2.000										
41 Brad Hennessey, R ERA: 10.38	2.0		8	2	1	1	1	0	0	0	0	0	1	10	10	4.50	1.000										
53 Jonathan Sánchez, L ERA: 9.0	1.0		5	1	0	0	1	1	0	0	0	0	0	6	10	0.00	2.000										



Batter	1	2	3	4	5	6	7	8	9	AB	R	H	RBI	BB	SO	LOB	TOP										
12 Alfonso Soriano, R OBP: 0.345, SLG: 0.537 17 Felix Pie, L OBP: 0.386, SLG: 0.396	G4-3		F8		K		1B		P6	3	0	0	0	1	3		Chicago Cubs @ San Francisco Giants Scottsdale Stadium, Scottsdale, AZ Sat Mar 24 2007, 4:05 PM EDT Att: 11,995 - Partly Cloudy - 64 F										
2 Ryan Theriot, R OBP: 0.435, SLG: 0.571	G4-3		G6-4-3			25 SF8 3B	G5-3			4	1	1	0	0	4												
25 Derrek Lee, R OBP: 0.509, SLG: 0.784	F9			FC5-4 BB		SF8		29 SH3-1 1B	2B	2	1	1	1	1	0	0											
16 Aramis Ramirez, R OBP: 0.396, SLG: 0.729 29 Angel Pagan, S OBP: 0.357, SLG: 0.227		HR		F7		1B BB		SH3-1		2	1	1	1	1	0	1											
Mark DeRosa, R OBP: 0.442, SLG: 0.357 Tomas Perez, S OBP: 0.371, SLG: 0.345	F7			FC5-4		15 G6-4-3 1B		37 SH3-4 1B		3	0	1	0	0	0	1											
15 Cliff Floyd, L OBP: 0.400, SLG: 0.500 37 Angel Guzman, R 13 Will Ohman, L	G3			F7		G6-4-3		SH3-4		3	0	0	0	0	0	3											
24 Henry Blanco, R OBP: 0.107, SLG: 0.107	G6-3					G5-3		G4-3	K	4	0	0	0	0	1	1											
Cesar Izturis, S OBP: 0.439, SLG: 0.353						G6-3		G6-3	L5	4	0	1	0	0	0	0											
52 Wade Miller, R OBP: 0.600, SLG: 0.800 19 Matt Murton, R OBP: 0.333, SLG: 0.490			12 FB 52 SH 1B						K	2	0	1	0	0	0	0											
			2 G6-4-3 1B					17 1B 1B		2	0	1	0	0	1	0											
Inning Stats	R: 0 E: 0 K: 0 S: 3	H: 0 LOB: 0 BB: 0 P: 3	R: 1 E: 0 K: 0 S: 4	H: 1 LOB: 0 BB: 0 P: 4	R: 0 E: 0 K: 0 S: 4	H: 1 LOB: 1 BB: 0 P: 4	R: 0 E: 0 K: 0 S: 3	H: 0 LOB: 1 BB: 1 P: 7	R: 0 E: 0 K: 1 S: 6	H: 1 LOB: 1 BB: 0 P: 6	R: 1 E: 0 K: 0 S: 4	H: 2 LOB: 2 BB: 1 P: 8	R: 0 E: 0 K: 0 S: 5	H: 2 LOB: 2 BB: 0 P: 5	R: 1 E: 0 K: 1 S: 7	H: 2 LOB: 1 BB: 0 P: 7	R: 0 E: 0 K: 1 S: 5	H: 0 LOB: 0 BB: 0 P: 5	1B: 5 2B: 2 3B: 1 HR: 1	SF: 1 SAC: 3 DP: 2 HBP: 0	WP: 0 PB: 0 SB: 0 CS: 0	PA: 37					
PITCHER	IP	WLS	BF	H	R	ER	SO	BB	IBB	HBP	BLK	WP	HR	S	P	ERA	WHIP										
75 Barry Zito, L ERA: 4.24	4.0	L	15	2	1	1	0	1	0	0	0	0	1	14	18	2.25	0.750										
David Cortes, R ERA: 2.45	2.0		9	3	1	1	1	1	0	0	0	0	0	10	14	4.50	2.000										
54 Scott Munter, R ERA: 5.87	1.0		5	2	0	0	0	0	0	0	0	0	0	5	5	0.00	2.000										
38 Brian Wilson, R ERA: 4.82	1.0		5	2	1	1	1	0	0	0	0	0	0	7	7	9.00	2.000										
Armando Benitez, R ERA: 1.5	1.0		3	0	0	0	1	0	0	0	0	0	0	5	5	0.00	0.000										


Batter	1	2	3	4	5	6	7	8	9	AB	R	H	RBI	BB	SO	LOB	BOTTOM										
2 Randy Winn, S OBP: 0.333, SLG: 0.462 43 Tomas De La Rosa, R OBP: 0.344, SLG: 0.536	G4-3		G4-3			G6-3		K		3	0	0	0	0	0	0	Chicago Cubs @ San Francisco Giants Scottsdale Stadium, Scottsdale, AZ Sat Mar 24 2007, 4:05 PM EDT Att: 11,995 - Partly Cloudy - 64 F										
13 Omar Vizquel, S OBP: 0.333, SLG: 0.479 54 Scott Munter, R	K			G3-1		K		P6		3	0	0	0	0	2	0											
28 Lance Niekro, R OBP: 0.376, SLG: 0.588						K				1	0	0	0	0	0	0											
Barry Bonds, L OBP: 0.343, SLG: 0.844 Jason Ellison, R OBP: 0.509, SLG: 0.542	K			K		L6		G4-3		3	0	0	0	0	2	0											
Ryan Klesko, L OBP: 0.414, SLG: 0.464 38 Brian Wilson, R Armando Benitez, R		P6						G6-3		3	0	2	0	0	0	0											
68 Justin Leone, R OBP: 0.308, SLG: 0.143				1B		1B				1	0	0	0	0	0	0											
Pedro Feliz, R OBP: 0.311, SLG: 0.525 82 Clay Timpner, L OBP: 0.200, SLG: 0.200		L5		K		K				4	0	1	0	0	2	2											
Todd Linden, S OBP: 0.479, SLG: 0.578						K		1B		4	0	2	0	0	1	2											
50 Eliezer Alfonzo, R OBP: 0.250, SLG: 0.222						50 G1-6-3 1B				3	0	0	0	0	0	2											
19 Kevin Frandsen, R OBP: 0.359, SLG: 0.429				K		F9				3	1	1	0	0	1	0											
75 Barry Zito, L David Cortes, R				G3						1	0	0	0	0	0	0											
9 Mark Sweeney, L OBP: 0.256, SLG: 0.389								1B HR		2	1	2	2	0	0	0											
Inning Stats	R: 0 E: 0 K: 2 S: 7	H: 0 LOB: 0 BB: 0 P: 7	R: 0 E: 0 K: 0 S: 4	H: 1 LOB: 1 BB: 0 P: 4	R: 0 E: 0 K: 1 S: 5	H: 0 LOB: 0 BB: 0 P: 5	R: 0 E: 0 K: 2 S: 8	H: 1 LOB: 1 BB: 0 P: 8	R: 0 E: 0 K: 2 S: 3	H: 1 LOB: 0 BB: 0 P: 3	R: 0 E: 0 K: 1 S: 5	H: 1 LOB: 0 BB: 0 P: 5	R: 0 E: 0 K: 2 S: 8	H: 1 LOB: 1 BB: 0 P: 8	R: 2 E: 0 K: 1 S: 7	H: 2 LOB: 2 BB: 0 P: 7	R: 0 E: 0 K: 0 S: 4	H: 1 LOB: 1 BB: 0 P: 4	1B: 6 2B: 1 3B: 0 HR: 1	SF: 0 SAC: 0 DP: 1 HBP: 0	WP: 0 PB: 0 SB: 0 CS: 0	PA: 33					
PITCHER	IP	WLS	BF	H	R	ER	SO	BB	IBB	HBP	BLK	WP	HR	S	P	ERA	WHIP										
52 Wade Miller, R ERA: 3.63	5.0	W	17	3	0	0	5	0	0	0	0	0	0	27	27	0.00	0.600										
37 Angel Guzman, R ERA: 5.79	3.1	H	13	4	2	2	4	0	0	0	0	0	1	21	21	5.40	1.200										
13 Will Ohman, L ERA: 4.15	0.2	S	3	1	0	0	0	0	0	0	0	0	0	3	3	0.00	1.500										



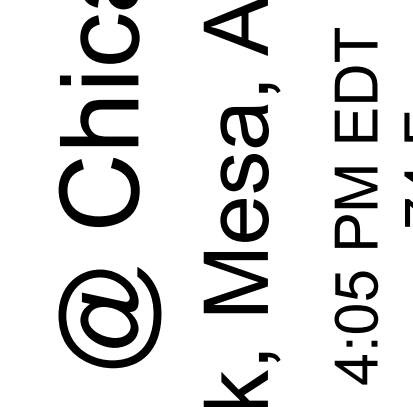
Batter	1	2	3	4	5	6	7	8	9	AB	R	H	RBI	BB	SO	LOB	TOP								
24 Gary Matthews, S OBP: 0.269, SLG: 0.417 77 Reggie Willits, S OBP: 0.386, SLG: 0.297										2	0	0	0	1	1	1	Los Angeles Angels @ Chicago Cubs Hohokam Park, Mesa, AZ Sun Mar 25 2007, 4:05 PM EDT Att. 12,727 - Sunny - 74 F								
Orlando Cabrera, R OBP: 0.320, SLG: 0.318 65 Tommy Murphy, S OBP: 0.286, SLG: 0.487										3	0	0	0	0	0	1									
27 Vladimir Guerrero, R OBP: 0.293, SLG: 0.355 25 Nick Garneau, R OBP: 0.452, SLG: 0.621										3	0	1	0	0	0	1									
16 Garret Anderson, L OBP: 0.417, SLG: 0.594 39 Robb Quinlan, R OBP: 0.333, SLG: 0.578										2	0	1	0	0	0	1									
Shea Hillenbrand, R OBP: 0.341, SLG: 0.342 19 Curtis Pride, L OBP: 0.167, SLG: 0.182										3	0	0	0	0	0	2									
Casey Kotchman, L OBP: 0.377, SLG: 0.571 32 Erick Aybar, S OBP: 0.339, SLG: 0.426										2	1	1	0	0	1	0									
47 Howie Kendrick, R OBP: 0.287, SLG: 0.657 51 Casey Smith, R OBP: 0.200, SLG: 0.200										3	1	1	0	0	0	1									
José Molina, R OBP: 0.412, SLG: 0.433 5 Jeff Mathis, R OBP: 0.205, SLG: 0.351										3	0	1	1	0	0	2									
6 Maicer Izturis, S OBP: 0.288, SLG: 0.400 22 Kendrys Morales, S OBP: 0.378, SLG: 0.452										2	0	0	0	0	2	1									
										1	1	1	2	0	0										
Inning Stats	R: 0 E: 0 K: 0 S: 3	H: 0 LOB: 1 BB: 1 P: 7	R: 0 E: 0 K: 0 S: 4	H: 1 LOB: 1 BB: 0 P: 4	R: 0 E: 0 K: 2 S: 7	H: 0 LOB: 0 BB: 0 P: 7	R: 0 E: 0 K: 0 S: 4	H: 2 LOB: 1 BB: 0 P: 4	R: 0 E: 0 K: 1 S: 6	H: 1 LOB: 1 BB: 0 P: 6	R: 0 E: 0 K: 1 S: 5	H: 0 LOB: 0 BB: 0 P: 5	R: 3 E: 0 K: 1 S: 8	H: 3 LOB: 0 BB: 0 P: 8	R: 0 E: 0 K: 1 S: 6	H: 0 LOB: 1 BB: 0 P: 10		R: 0 E: 0 K: 1 S: 5	H: 0 LOB: 0 BB: 0 P: 5	1B: 5 2B: 1 3B: 0 HR: 1	SF: 0 SAC: 0 DP: 1 HBP: 0	WP: 0 PB: 0 SB: 1 CS: 0	PA: 35		
PITCHER	IP WLS BF H R ER SO BB IBB HBP BLK WP HR S P ERA WHIP																								
30 Ted Lilly, L ERA: 2.75	6.0		22	4	0	0	4	1	0	0	0	0	0	0	0	29	33	0.00	0.833						
34 Kerry Wood, R ERA: 12.5	1.0	L	6	3	3	3	1	0	0	0	0	0	0	1	8	8	27.00	3.000							
43 Michael Wertz, R ERA: 2.25	1.0		4	0	0	0	1	1	0	0	0	0	0	6	10	0.00	1.000								
46 Ryan Dempster, R ERA: 1.29	1.0		3	0	0	0	1	0	0	0	0	0	0	5	5	0.00	0.000								

Batter	1	2	3	4	5	6	7	8	9	AB	R	H	RBI	BB	SO	LOB	BOTTOM							
12 Alfonso Soriano, R OBP: 0.328, SLG: 0.509 17 Felix Pie, L OBP: 0.397, SLG: 0.407										3	0	0	0	0	2	1	Los Angeles Angels @ Chicago Cubs Hohokam Park, Mesa, AZ Sun Mar 25 2007, 4:05 PM EDT Att. 12,727 - Sunny - 74 F							
5 Ronny Cedeno, R OBP: 0.411, SLG: 0.479										3	0	1	0	0	0	0								
Jacque Jones, L OBP: 0.333, SLG: 0.590 29 Angel Pagán, S OBP: 0.378, SLG: 0.227										2	0	0	0	1	0	0								
15 Cliff Floyd, L OBP: 0.414, SLG: 0.600 67 Chris Walker, S OBP: 0.222, SLG: 0.125										3	1	1	2	1	1	3								
32 Daryle Ward, L OBP: 0.214, SLG: 0.390										4	0	0	0	0	0	3								
Michael Barrett, R OBP: 0.383, SLG: 0.605 61 Koyie Hill, S OBP: 0.368, SLG: 0.400										3	0	1	0	0	0	0								
19 Matt Murton, R OBP: 0.328, SLG: 0.491										4	0	1	0	0	0	1								
Mark DeRosa, R OBP: 0.429, SLG: 0.348										4	0	1	0	0	0	1								
Cesar Izturis, S OBP: 0.432, SLG: 0.351										3	1	1	0	0	1	1								
										1	1	1	0	0	1									
Inning Stats	R: 0 E: 0 K: 1 S: 5	H: 0 LOB: 0 BB: 0 P: 5	R: 0 E: 0 K: 1 S: 5	H: 0 LOB: 0 BB: 0 P: 5	R: 0 E: 0 K: 0 S: 3	H: 0 LOB: 0 BB: 0 P: 3	R: 0 E: 0 K: 0 S: 3	H: 0 LOB: 0 BB: 0 P: 3	R: 1 E: 0 K: 0 S: 4	H: 2 LOB: 0 BB: 0 P: 4	R: 0 E: 0 K: 2 S: 9	H: 2 LOB: 3 BB: 1 P: 13	R: 0 E: 0 K: 0 S: 4	H: 1 LOB: 1 BB: 0 P: 4	R: 1 E: 0 K: 0 S: 4	H: 2 LOB: 3 BB: 2 P: 12		R: 0 E: 0 K: 0 S: 3	H: 0 LOB: 0 BB: 0 P: 3	1B: 5 2B: 1 3B: 0 HR: 1	SF: 0 SAC: 1 DP: 2 HBP: 0	WP: 0 PB: 0 SB: 0 CS: 0	PA: 35	
PITCHER	IP WLS BF H R ER SO BB IBB HBP BLK WP HR S P ERA WHIP																							
54 Ervin Santana, R ERA: 3.65	6.1	W	23	4	1	1	4	1	0	0	0	0	0	0	3	3	0.00	1.500						
Hector Carrasco, R ERA: 1.53	1.0	H	6	2	1	1	0	2	0	0	0	0	0	4	12	9.00	4.000							
33 Justin Speier, R ERA: 5.14	1.0	S	3	0	0	0	0	0	0	0	0	0	0	3	3	0.00	0.000							

AB 33
R 3
H 7
RBI 3
BB 2
SO 7
LOB 13



AB 31
R 2
H 7
RBI 2
BB 3
SO 4
LOB 10



Batter	1	2	3	4	5	6	7	8	9	AB	R	H	RBI	BB	SO	LOB	TOP			
12 Alfonso Soriano, R (1, 8) OBP: 0.318, SLG: 0.475 29 Angel Pagán, S (8, 8) OBP: 0.379, SLG: 0.227	K		G6-3 25 2B 16 G6-3 HBP		G6-3	E5		K		4	1	0	0	0	2	1	Chicago Cubs @ Los Angeles Angels Tempe Diablo Stadium, Tempe, AZ Mon Mar 26 2007, 4:05 PM EDT Att: 8,845 - Partly Cloudy - 82 F			
Jacque Jones, L (1, 9) OBP: 0.305, SLG: 0.456	G4-3		P5		G6-3	G4-3		G3		5	0	0	0	0	0	5				
25 Derrek Lee, R (1, 3) OBP: 0.517, SLG: 0.804	G5-3		2B 1-3 2-H 3-H		1B 16 2B			F9		5	2	3	2	0	0	1				
16 Aramis Ramirez, R (1, 5) OBP: 0.414, SLG: 0.736		G6-3	G6-3		2B 19 1B			1B 15 1B		5	1	3	2	0	0	1				
19 Matt Murton, R (1, 7) OBP: 0.333, SLG: 0.475		G5-3	G4-3		1B 2-H			L1-3		4	0	1	1	1	0	2				
15 Cliff Floyd, L (1, 10) OBP: 0.412, SLG: 0.567 82 Carlos R Rojas, R (9, PR) OBP: 1.000, SLG: 1.000	G4-3			L8		F8		1B 24 G6-4-3		5	0	2	1	0	0	1				
5 Ronny Cedeno, R (1, 6) OBP: 0.426, SLG: 0.471			F7					1B 32 1B		3	2	1	0	2	0	3				
24 Henry Blanco, R (1, 2) OBP: 0.156, SLG: 0.156 32 Danyle Ward, L (9, PH) OBP: 0.233, SLG: 0.405 Mark Reed, L (9, 2)			BB 2 1B 12 HBP 25 2B		1B	FC1 2 G4-3		1B 1-2 2-H		4	1	2	0	0	0	4				
2 Ryan Theriot, R (1, 4) OBP: 0.439, SLG: 0.583			1B 12 HBP 25 2B		P3	G4-3		2B G3		4	1	2	1	0	0	3				
Inning Stats	R: 0 E: 0 K: 1 S: 5	H: 0 LOB: 0 BB: 0 P: 6	R: 0 E: 0 K: 0 S: 3	H: 0 LOB: 0 BB: 0 P: 3	R: 4 E: 0 K: 0 S: 12	H: 3 LOB: 1 BB: 1 P: 23	R: 0 E: 0 K: 0 S: 4	H: 1 LOB: 1 BB: 0 P: 4	R: 2 E: 0 K: 0 S: 6	H: 3 LOB: 2 BB: 1 P: 9	R: 0 E: 0 K: 1 S: 6	H: 1 LOB: 1 BB: 1 P: 6	R: 0 E: 0 K: 0 S: 4	H: 3 LOB: 2 BB: 1 P: 8	R: 0 E: 0 K: 0 S: 4	H: 3 LOB: 2 BB: 1 P: 8		1B: 11 2B: 5 3B: 0 HR: 0	SF: 0 SAC: 0 DP: 3 HBP: 1	WP: 0 PB: 0 SB: 1 CS: 0
PITCHER	IP WLS BF H R ER SO	IP WLS BF H R ER SO	IP WLS BF H R ER SO	IP WLS BF H R ER SO	IP WLS BF H R ER SO	IP WLS BF H R ER SO	IP WLS BF H R ER SO	IP WLS BF H R ER SO	IP WLS BF H R ER SO	IP WLS BF H R ER SO	IP WLS BF H R ER SO	IP WLS BF H R ER SO	IP WLS BF H R ER SO	IP WLS BF H R ER SO	IP WLS BF H R ER SO	IP WLS BF H R ER SO	ERA WHIP	ERA WHIP		
51 Joe Saunders, L (1, 1) ERA: 5.99	6.0	29	8	7	6	1	1	0	0	0	0	35	47	9.00	1.500					
59 Marcus Gwyn, R (7, 1) ERA: 4.39	1.0	L	6	3	1	1	0	0	0	0	0	5	9	9.00	4.000					
62 Scot Shields, R (8, 1) ERA: 9.53	1.0		4	1	0	0	0	0	0	0	0	6	6	0.00	1.000					
82 Warner Madrigal, R (9, 1) ERA:	1.0		5	3	0	0	0	0	0	0	0	4	8	0.00	4.000					

Batter	1	2	3	4	5	6	7	8	9	AB	R	H	RBI	BB	SO	LOB	BOTTOM					
24 Gary Matthews, S (1, 8) OBP: 0.304, SLG: 0.431 5 Jeff Mathis, R (8, 2) OBP: 0.200, SLG: 0.342	L9		G4-6-3 BB		1B 16 S 27 BB			P4		3	0	2	3	1	0	0	Chicago Cubs @ Los Angeles Angels Tempe Diablo Stadium, Tempe, AZ Mon Mar 26 2007, 4:05 PM EDT Att: 8,845 - Partly Cloudy - 82 F					
Orlando Cabrera, R (1, 6) OBP: 0.296, SLG: 0.292 65 Tommy Murphy, S (8, 8) OBP: 0.279, SLG: 0.475	G6-3		G4-6-3		1B 2-H 3-H			K		4	0	0	0	0	2	3						
27 Vladimir Guerrero, R (1, 9) OBP: 0.294, SLG: 0.438 2 Hainley Statia, S (8, 6) OBP: 0.313, SLG: 0.429	HR				1B 16 HR			F9		3	2	2	1	1	0	0						
16 Garret Anderson, L (1, 7) OBP: 0.425, SLG: 0.694 19 Curtis Pride, L (8, 7) OBP: 0.167, SLG: 0.182 José Molina, R (9, PH) OBP: 0.400, SLG: 0.419	2B				1B 16 S 16 S			F9		4	1	2	2	0	1	2						
Shea Hillenbrand, R (1, 10) OBP: 0.364, SLG: 0.390 25 Nick Gorneau, R (7, PH) OBP: 0.469, SLG: 0.633	G4-3				1B 47 F9 G5-3			1B 22 1B		3	1	2	0	0	0	1						
Casey Kotchman, L (1, 3) OBP: 0.357, SLG: 0.538 22 Kendrys Morales, S (7, PH) OBP: 0.391, SLG: 0.465	G4-3				1B 1-2			1B		3	0	0	0	0	0	2						
47 Howie Kendrick, R (1, 4) OBP: 0.362, SLG: 0.627 32 Erick Aybar, S (7, 4) OBP: 0.333, SLG: 0.418	G4-3				1B 2-3			1B K2-3		3	1	0	1	0	0	1						
Mike Napoli, R (1, 2) OBP: 0.412, SLG: 0.533 77 Reggie Williams, S (8, 9) OBP: 0.378, SLG: 0.289	G5-3				1B 3-H			F9		3	0	0	0	0	1	2						
6 Maicer Izturis, S (1, 5) OBP: 0.296, SLG: 0.423 39 Robb Quinlan, R (6, PH) OBP: 0.320, SLG: 0.553	P5				2B 24 1B			F8		2	1	1	0	0	0	0						
Inning Stats	R: 1 E: 0 K: 0 S: 11	H: 2 LOB: 1 BB: 0 P: 21	R: 0 E: 0 K: 0 S: 3	H: 0 LOB: 0 BB: 0 P: 3	R: 0 E: 0 K: 0 S: 2	H: 0 LOB: 0 BB: 1 P: 6	R: 2 E: 0 K: 1 S: 8	H: 3 LOB: 1 BB: 0 P: 8	R: 1 E: 0 K: 1 S: 6	H: 2 LOB: 1 BB: 1 P: 11	R: 3 E: 1 K: 1 S: 9	H: 2 LOB: 1 BB: 0 P: 10	R: 0 E: 0 K: 2 S: 9	H: 2 LOB: 2 BB: 0 P: 9	R: 0 E: 0 K: 0 S: 3	H: 0 LOB: 0 BB: 0 P: 3		R: 0 E: 0 K: 1 S: 5	H: 0 LOB: 0 BB: 0 P: 5	1B: 6 2B: 4 3B: 0 HR: 2	SF: 0 SAC: 0 DP: 2 HBP: 0	WP: 0 PB: 0 SB: 3 CS: 0
PITCHER	IP WLS BF H R ER SO	IP WLS BF H R ER SO	IP WLS BF H R ER SO	IP WLS BF H R ER SO	IP WLS BF H R ER SO	IP WLS BF H R ER SO	IP WLS BF H R ER SO	IP WLS BF H R ER SO	IP WLS BF H R ER SO	IP WLS BF H R ER SO	IP WLS BF H R ER SO	IP WLS BF H R ER SO	IP WLS BF H R ER SO	IP WLS BF H R ER SO	IP WLS BF H R ER SO	IP WLS BF H R ER SO	ERA WHIP	ERA WHIP				
Jason Marquis, R (1, 1) ERA: 5.4	1.1	H	5	1	2	1	0	0	0	0	0	5	6	6.75	0.750							
48 Neal Cotts, L (5, 1) ERA: 7.15	1.1	W	8	3	1	0	3	0	0	0	0	14	15	0.00	2.250							
57 Rocky Cherry, R (6, 1) ERA: 1.74	1.0	H	3	0	0	0	0	0	0	0	0	3	3	0.00	0.000							
Bob Howry, R (8, 1) ERA: 5.4	1.0	S	3	0	0	0	1	0	0	0	0	5	5	0.00	0.000							



Batter	1	2	3	4	5	6	7	8	9	10	AB	R	H	RBI	BB	SO	LOB	TOP					
9 David DeJesus, L OBP: 0.279, SLG: 0.463 32 Shane Costa, L OBP: 0.370, SLG: 0.435											3	2	2	0	0	1	1						
Esteban German, R OBP: 0.403, SLG: 0.455											4	1	1	2	0	0	1						
68 Fernando Cortez, L OBP: 0.467, SLG: 0.407											1	1	1	1	0	0	0						
24 Mark Teahen, L OBP: 0.412, SLG: 0.567 96 Onil Joseph, S OBP: 0.280, SLG: 0.500											3	0	0	0	0	1	3						
29 Mike Sweeney, R OBP: 0.317, SLG: 0.459 95 Jorge Padilla, R OBP: 0.467, SLG: 0.407											3	2	2	3	0	0	1						
4 Alex Gordon, L OBP: 0.469, SLG: 0.623 84 Mike Aviles, R OBP: 0.347, SLG: 0.447											3	1	1	1	0	0	2						
Emil Brown, R OBP: 0.370, SLG: 0.444											5	1	2	2	0	2	0						
43 Ryan Shealy, R OBP: 0.375, SLG: 0.429											3	0	0	0	2	1	1						
14 John Buck, R OBP: 0.444, SLG: 0.552 12 Paul Phillips, R OBP: 0.111, SLG: 0.118											4	0	0	0	0	1	3						
1 Tony Pena Jr., R OBP: 0.347, SLG: 0.447 39 Jace Brewer, R OBP: 0.347, SLG: 0.447											2	1	2	0	0	0	0						
Inning Stats	R: 1 E: 0 K: 0 S: 5	H: 2 LOB: 1 BB: 0 P: 5	R: 0 E: 0 K: 0 S: 3	H: 1 LOB: 0 BB: 0 P: 3	R: 0 E: 0 K: 1 S: 5	H: 1 LOB: 0 BB: 0 P: 5	R: 2 E: 0 K: 1 S: 7	H: 2 LOB: 0 BB: 0 P: 7	R: 5 E: 1 K: 3 S: 14	H: 4 LOB: 0 BB: 0 P: 14	R: 0 E: 0 K: 2 S: 7	H: 0 LOB: 1 BB: 1 P: 11	R: 0 E: 0 K: 0 S: 3	H: 0 LOB: 0 BB: 0 P: 3	R: 0 E: 0 K: 1 S: 5	H: 0 LOB: 0 BB: 0 P: 5	1B: 5 2B: 6 3B: 0 HR: 3	SF: 0 SAC: 2 DP: 2 HBP: 0	WP: 1 PB: 0 SB: 0 CS: 1	PA: 44			
PITCHER	IP 4.2	WLS 21	BF 8	H 6	R 6	ER 6	SO 4	BB 0	IBB 0	HBP 0	BLK 0	WP 0	HR 1	S 29	P 29	ERA 11.57	WHIP 1.714						
53 Rich Hill, L ERA: 5.17	IP 1.0	WLS B	BF 6	H 2	R 2	ER 0	SO 2	BB 1	IBB 0	HBP 0	BLK 0	WP 0	HR 0	S 9	P 13	ERA 0.00	WHIP 3.000						
43 Michael Wuertz, R ERA: 5.4	IP 1.1	WLS 4	BF 0	H 0	R 0	ER 0	SO 1	BB 0	IBB 0	HBP 0	BLK 0	WP 0	HR 0	S 6	P 6	ERA 0.00	WHIP 0.000						
13 Will Ohman, L ERA: 3.6	IP 1.0	WLS H	BF 4	H 0	R 0	ER 0	SO 1	BB 1	IBB 0	HBP 0	BLK 0	WP 0	HR 0	S 5	P 9	ERA 0.00	WHIP 1.000						
47 Scott Eyre, L ERA: 3.0	IP 1.0	WLS B	BF 6	H 3	R 2	ER 2	SO 2	BB 0	IBB 0	HBP 0	BLK 0	WP 1	HR 0	S 11	P 12	ERA 18.00	WHIP 3.000						
46 Ryan Dempster, R ERA: 3.39																							

Kansas City Royals @ Chicago Cubs
Hohokam Park, Mesa, AZ
Tue Mar 27 2007, 4:05 PM EDT
Alt. 10:886 - Sunny - 75 F

livebaseballscores.com

AB	42
R	10
H	13
RBI	10
BB	2
SO	11
LOB	16

Batter	1	2	3	4	5	6	7	8	9	10	AB	R	H	RBI	BB	SO	LOB	BOTTOM						
2 Ryan Theriot, R OBP: 0.431, SLG: 0.578											4	2	1	2	1	0	2							
19 Matt Murton, R OBP: 0.360, SLG: 0.516											5	2	3	2	1	1	1							
25 Derrek Lee, R OBP: 0.508, SLG: 0.797 5 Ronny Cedeno, R OBP: 0.422, SLG: 0.519											3	1	1	1	0	1	1							
16 Aramis Ramirez, R OBP: 0.426, SLG: 0.504 90 Ryan Norwood, R OBP: 0.422, SLG: 0.519											3	1	1	3	0	1	2							
Michael Barrett, R OBP: 0.365, SLG: 0.553 Mark Reed, L OBP: 0.422, SLG: 0.519											4	0	0	0	1	1	1							
15 Cliff Floyd, L OBP: 0.410, SLG: 0.529 Issmael Salas, R OBP: 0.382, SLG: 0.333											4	0	1	0	1	3	3							
Mark DeRosa, R OBP: 0.410, SLG: 0.333											5	1	1	0	0	1	3							
29 Angel Pagán, S OBP: 0.382, SLG: 0.333											5	2	2	0	0	0	1							
Cesar Izturis, S OBP: 0.438, SLG: 0.333											2	3	0	1	2	0	1							
Inning Stats	R: 1 E: 0 K: 3 S: 11	H: 1 LOB: 2 BB: 2 P: 19	R: 5 E: 0 K: 0 S: 7	H: 4 LOB: 0 BB: 1 P: 12	R: 0 E: 0 K: 0 S: 2	H: 0 LOB: 0 BB: 1 P: 6	R: 0 E: 0 K: 0 S: 3	H: 0 LOB: 0 BB: 0 P: 3	R: 0 E: 0 K: 0 S: 3	H: 0 LOB: 0 BB: 0 P: 3	R: 3 E: 1 K: 1 S: 9	H: 3 LOB: 1 BB: 0 P: 9	R: 0 E: 0 K: 3 S: 9	H: 0 LOB: 1 BB: 1 P: 13	R: 1 E: 0 K: 1 S: 8	H: 2 LOB: 1 BB: 0 P: 8	R: 0 E: 0 K: 0 S: 4	H: 1 LOB: 1 BB: 0 P: 4	R: 3 E: 0 K: 0 S: 3	H: 1 LOB: 0 BB: 2 P: 11	1B: 4 2B: 5 3B: 1 HR: 2	SF: 1 SAC: 1 DP: 1 HBP: 0	WP: 1 PB: 0 SB: 2 CS: 0	PA: 48
PITCHER	IP 1.2	WLS 7	BF 0	H 0	R 0	ER 0	SO 0	BB 1	IBB 0	HBP 0	BLK 0	WP 0	HR 0	S 6	P 10	ERA 0.00	WHIP 1.000							
36 Jorge De La Rosa, L ERA: 3.74	IP 1.2	WLS 0	BF 0	H 0	R 0	ER 0	SO 0	BB 1	IBB 0	HBP 0	BLK 0	WP 0	HR 0	S 6	P 11	ERA 0.00	WHIP 1.800							
88 Jason Standridge, R ERA: 4.62	IP 0.1	WLS 9	BF 3	H 0	R 0	ER 0	SO 0	BB 0	IBB 0	HBP 0	BLK 0	WP 0	HR 0	S 1	P 1	ERA 0.00	WHIP 0.000							
57 Joel Peralta, R ERA: 3.12	IP 1.0	WLS 4	BF 1	H 0	R 0	ER 0	SO 0	BB 0	IBB 0	HBP 0	BLK 0	WP 0	HR 0	S 3	P 3	ERA 40.50	WHIP 4.500							
73 Jason Cromer, L ERA: 4.05																								

Kansas City Royals @ Chicago Cubs
Hohokam Park, Mesa, AZ
Tue Mar 27 2007, 4:05 PM EDT
Alt. 10:886 - Sunny - 75 F

livebaseballscores.com

AB	39
R	13
H	12
RBI	12
BB	7
SO	8
LOB	15

Batter	1	2	3	4	5	6	7	8	9	AB	R	H	RBI	BB	SO	LOB	TOP			
58 Rich Thompson, L (1, 8) OBP: 0.440, SLG: 0.381	SH 26 2B																3 2 2 1 1 0 0			
Donnie Sadler, R (1, 6) OBP: 0.182, SLG: 0.222	SH 26 2B																3 1 0 0 0 1 2			
26 Miguel Montero, L (1, 2) OBP: 0.452, SLG: 0.514 Matt Morgan, R (6, PH) OBP: 1.000, SLG: 1.000																	3 0 1 2 0 0 2 1 0 1 0 0 0 0			
71 Mark Reynolds, R (1, 5) OBP: 0.476, SLG: 0.722																	4 0 1 1 0 1 2			
10 Dee Brown, L (1, 9) OBP: 0.375, SLG: 0.357																	4 0 0 0 0 0 3			
Jesus Cota, L (1, 3)																	3 0 0 0 1 0 0			
25 Chris Rahl, R (1, 7)																	4 0 0 0 0 1 2			
Matt Erickson, L (1, 4) OBP: 0.375, SLG: 0.500																	4 1 2 0 0 1 0			
49 Doug Davis, R (1, 1) Brandon Lyon, R (6, 1) Mayo Santana, R (7, PH) 46 D.J. Carrasco, R (7, 1) 59 Jeff Bajenaru, R (8, 1) Jamie D'Antona, R (8, PH)																	1 0 1 0 0 0 0 0 1			
Inning Stats	R: 2 E: 1 K: 0 S: 5	H: 1 LOB: 2 BB: 2 P: 13	R: 1 E: 0 K: 1 S: 7	H: 2 LOB: 1 BB: 0 P: 8	R: 0 E: 0 K: 0 S: 3	H: 0 LOB: 0 BB: 0 P: 3	R: 0 E: 0 K: 1 S: 5	H: 0 LOB: 0 BB: 0 P: 5	R: 1 E: 0 K: 0 S: 6	H: 2 LOB: 1 BB: 0 P: 6	R: 0 E: 0 K: 0 S: 3	H: 0 LOB: 0 BB: 0 P: 3	R: 0 E: 0 K: 1 S: 5	H: 1 LOB: 0 BB: 0 P: 5	R: 0 E: 0 K: 2 S: 8	H: 1 LOB: 1 BB: 0 P: 8	1B: 4 2B: 3 3B: 0 HR: 0	SF: 0 SAC: 2 DP: 1 HBP: 0	WP: 0 PB: 0 SB: 2 CS: 0	PA: 36
PITCHER	IP WLS BF H R ER SO BB IBB HBP BLK WP HR S P ERA WHIP	IP WLS BF H R ER SO BB IBB HBP BLK WP HR S P ERA WHIP																		
52 Wade Miller, R (1, 1) ERA: 3.98	3.0 15 3 3 2 1 2 0 0 0 0 0 15 24 6.00 1.667																			
Bob Howry, R (4, 1) ERA: 4.91	1.0 3 0 0 0 1 0 0 0 0 0 0 5 6 0.00 0.000																			
13 Will Ohman, L (5, 1) ERA: 4.09	1.0 B 5 2 1 1 0 0 0 0 0 0 0 6 6 9.00 2.000																			
Hector Almonte, R (6, 1) ERA: 10.9	2.0 W 6 0 0 0 0 0 0 0 0 0 0 6 6 0.00 0.000																			
Clay Rapada, L (8, 1) ERA: 10.9	1.0 H 3 1 0 0 1 0 0 0 0 0 0 5 5 0.00 1.000																			

Arizona Diamondbacks @ Chicago Cubs
Hohokam Park, Mesa, AZ
Thu Mar 29 2007, 3:05 PM EDT
Att: 12,917 - Sunny - 64 F

AB 32
R 4
H 7
RBI 4
BB 2
SO 5
LOB 12



Batter	1	2	3	4	5	6	7	8	9	AB	R	H	RBI	BB	SO	LOB	BOTTOM			
2 Ryan Theriot, R (1, 4) OBP: 0.430, SLG: 0.557 87 Matt Camp, L (8, 4) OBP: 1.000, SLG: 2.000	G3																3 2 2 0 1 0 0 1 0 1 0 0 0 0			
Jacque Jones, L (1, 8) OBP: 0.313, SLG: 0.429 67 Chris Walker, S (7, 8) OBP: 0.182, SLG: 0.100																	3 0 1 0 0 1 3 2 0 0 0 0 0 3			
19 Matt Murton, R (1, 7) OBP: 0.366, SLG: 0.514																	4 1 2 1 1 0 3			
32 Daryle Ward, L (1, 3) OBP: 0.217, SLG: 0.378 76 Micah Hoffpauir, L (6, 3) OBP: 0.435, SLG: 0.850																	3 0 0 0 0 2 2 1 1 1 3 0 0 0			
Mark DeRosa, R (1, 5) OBP: 0.409, SLG: 0.357 Hector Almonte, R (6, 1)																	3 1 1 0 0 2 1 0 0 0 0 0 0 0 1 0 1 0 0 0 0 0 0 0 0 0 0 0 0 0 0 0 0 0 0			
15 Cliff Floyd, L (7, PH) OBP: 0.429, SLG: 0.541 Clay Rapada, R (8, 1) Rocky Cherry, R (9, 1)																	4 1 2 0 0 0 1			
5 Ronny Cedeno, R (1, 6) OBP: 0.443, SLG: 0.542																	4 1 2 1 0 0 2			
66 Tyler Colvin, L (1, 9) OBP: 0.318, SLG: 0.455																	4 0 0 0 0 0 2			
Mark Reed, L (1, 2)																	4 0 0 0 0 0 2			
52 Wade Miller, R (1, 1) OBP: 0.400, SLG: 0.800 25 Dorets, L (3, PH) Bob Howry, L (4, 1) 16 Aramis Ramirez, R (4, PH) 13 Will Ohman, L (5, 1) 64 Casey McGehee, R (8, 9) OBP: 0.400, SLG: 0.429																	0 0 0 0 0 0 0 1 0 0 0 0 0 0 0 0 0 0 0 0 0 1 0 1 1 0 0 0 0 0 0 0 0 0 0 2 0 1 0 0 0 0			
Inning Stats	R: 0 E: 0 K: 0 S: 3	H: 1 LOB: 0 BB: 0 P: 3	R: 1 E: 0 K: 1 S: 7	H: 2 LOB: 1 BB: 0 P: 7	R: 1 E: 0 K: 2 S: 9	H: 2 LOB: 1 BB: 0 P: 10	R: 2 E: 1 K: 0 S: 6	H: 3 LOB: 1 BB: 1 P: 10	R: 0 E: 0 K: 2 S: 7	H: 1 LOB: 0 BB: 0 P: 7	R: 0 E: 0 K: 0 S: 3	H: 0 LOB: 0 BB: 0 P: 3	R: 3 E: 0 K: 0 S: 7	H: 4 LOB: 2 BB: 1 P: 11	R: 0 E: 0 K: 0 S: 5	H: 2 LOB: 2 BB: 0 P: 5	1B: 10 2B: 4 3B: 0 HR: 1	SF: 0 SAC: 0 DP: 1 HBP: 0	WP: 1 PB: 0 SB: 1 CS: 1	PA: 39
PITCHER	IP WLS BF H R ER SO BB IBB HBP BLK WP HR S P ERA WHIP	IP WLS BF H R ER SO BB IBB HBP BLK WP HR S P ERA WHIP																		
49 Doug Davis, L (1, 1) ERA: 8.5	5.0 23 9 4 4 4 1 0 0 0 0 0 32 37 7.20 2.000																			
Brandon Lyon, R (6, 1) ERA: 3.0	1.0 3 0 0 0 0 0 0 0 0 0 0 3 3 0.00 0.000																			
46 D.J. Carrasco, R (7, 1) ERA: 6.0	1.0 L 8 4 3 3 0 1 0 0 0 0 0 1 7 11 27.00 5.000																			
59 Jeff Bajenaru, R (8, 1) ERA: 7.5	1.0 5 2 0 0 0 0 0 0 0 0 0 5 5 0.00 2.000																			

Arizona Diamondbacks @ Chicago Cubs
Hohokam Park, Mesa, AZ
Thu Mar 29 2007, 3:05 PM EDT
Att: 12,917 - Sunny - 64 F

AB 37
R 7
H 15
RBI 6
BB 2
SO 5
LOB 17



Batter	1	2	3	4	5	6	7	8	9	AB	R	H	RBI	BB	SO	LOB	TOP								
12 Alfonso Soriano, R (1.8) OBP: 0.316, SLG: 0.507 67 Chris Walker, S (7.8) OBP: 0.182, SLG: 0.100	0-1 G3 25 SF8 2B	2-3 K	0-2 F8		3-3 K		1-2 G4-3			5	1	1	0	0	2	6									
Jacque Jones, L (1.9) OBP: 0.333, SLG: 0.448	1-0 G3	4-1 BB		2-2 25 3B 1B	1-1 2B		2-0 G6-3			4	1	2	1	1	0	1									
25 Derrek Lee, R (1.3) OBP: 0.479, SLG: 0.286 76 Micah Hoffpauir, L (7.3) OBP: 0.417, SLG: 0.810	0-0 SF8	1-1 F9		3-2 16 HR 3B	0-1 G5-3			0-1 G3-1		3	1	1	2	0	0	4									
16 Aramis Ramirez, R (1.5) OBP: 0.437, SLG: 0.864 5 Ronny Cedeno, R (7.4) OBP: 0.437, SLG: 0.533	2-2 1B		2-1 G6-3	3-0 HR		3-3 K		3-2 L8		4	1	2	2	0	1	0									
15 Cliff Floyd, L (1.10) OBP: 0.404, SLG: 0.500	1-1 G3		0-0 HR 1B	0-2 L8		0-0 F8		3-2 G3-1		5	1	1	0	0	0	1									
Michael Barrett, R (1.2) OBP: 0.375, SLG: 0.627 32 Daryle Ward, L (9. PH) OBP: 0.213, SLG: 0.370 Mark Reed, L (9.2)		0-1 F7	2-0 HR	1-2 L8		3-2 19 1B 2B		0-0 P4		4	1	2	2	0	0	0									
19 Matt Murton, R (1.7) OBP: 0.372, SLG: 0.527 2 Ryan Theriot, R (6.7) OBP: 0.425, SLG: 0.549		0-0 E3 2B	1-2 1B 2B	1-2 F8		2-0 1B		2-3 K		4	1	2	0	0	0	0									
Mark DeRosa, R (1.4) OBP: 0.408, SLG: 0.367		4-2 2B	3-2 F9		2-1 G4-3 2B	0-0 L6		2-2 L9		4	1	1	0	1	0	3									
Cesar Izturis, S (1.6) OBP: 0.436, SLG: 0.356	1-0 1-3 2-H 2B	1-1 2B	1-1 1B	2-3 1B		1-0 G4-3		4-0 12 CS BB		3	0	2	1	1	0	1									
Inning Stats	R: 1 E: 0 K: 0 S: 11	H: 2 LOB: 1 BB: 0 P: 15	R: 1 E: 1 K: 1 S: 13	H: 1 LOB: 3 BB: 2 P: 25	R: 2 E: 0 K: 0 S: 16	H: 4 LOB: 2 BB: 0 P: 25	R: 3 E: 0 K: 0 S: 19	H: 3 LOB: 0 BB: 0 P: 29	R: 1 E: 0 K: 1 S: 12	H: 2 LOB: 1 BB: 0 P: 19	R: 0 E: 0 K: 1 S: 12	H: 0 LOB: 2 BB: 0 P: 20	R: 0 E: 0 K: 0 S: 5	H: 0 LOB: 0 BB: 1 P: 12	R: 0 E: 0 K: 0 S: 10	H: 0 LOB: 0 BB: 0 P: 16	R: 0 E: 0 K: 1 S: 8	H: 0 LOB: 0 BB: 0 P: 12	1B: 5 2B: 6 3B: 1 HR: 2	SF: 1 SAC: 0 DP: 0 HBP: 0	WP: 0 PB: 0 SB: 0 CS: 1	PA: 44			
PITCHER	IP	WLS	BF	H	R	ER	SO	BB	IBB	HBP	BLK	WP	HR	S	P	ERA	WHIP								
43 Miguel Batista, R (1.1) ERA: 6.26	3.0	L	19	7	4	3	1	2	0	0	0	0	1	40	65	9.00	3.000								
George Sherrill, L (4.1) ERA: 13.0	1.0		6	3	3	3	0	0	0	0	0	0	1	19	29	27.00	3.000								
83 Juan Sandoval, R (5.1) ERA: 1.8	2.0		10	4	1	1	2	0	0	0	0	0	0	24	39	4.50	2.000								
20 J.J. Putz, R (7.1) ERA: 9.0	1.0		3	0	0	0	0	1	0	0	0	0	0	5	12	0.00	1.000								
33 Chris Reitsma, R (8.1) ERA: 5.63	1.0		3	0	0	0	0	0	0	0	0	0	0	10	16	0.00	0.000								

Chicago Cubs @ Seattle Mariners
Cashman Field, Las Vegas, NV
Fri Mar 30 2007, 10:15 PM EDT
Att. 11,562 - Clear - 69 F

AB 40
R 8
H 14
RBI 8
BB 3
SO 4
LOB 16



Batter	1	2	3	4	5	6	7	8	9	AB	R	H	RBI	BB	SO	LOB	BOTTOM								
51 Ichiro Suzuki, L (1.8) OBP: 0.378, SLG: 0.382	0-2 G5-3		3-1 L3		2-2 29 HR 1B		4-0 29 BB BB		1-0 29 DI 1B	4	1	2	0	1	0	0									
29 Adrian Beltré, R (1.5) OBP: 0.431, SLG: 0.695	0-0 F9		2-2 P3		2-1 HR		4-2 BB		2-3 K	4	1	1	2	1	1	1									
Jose Vidro, S (1.10) OBP: 0.385, SLG: 0.420	0-0 F9		3-3 K		0-1 G4-3		0-0 F5			4	0	0	0	0	1	3									
Raul Ibanez, L (1.7) OBP: 0.453, SLG: 0.764		1-2 2 1B 7 SF7 1B		2-3 K	1-0 G4-3		0-0 F8			4	1	1	0	0	1	3									
Richie Sexson, R (1.3) OBP: 0.308, SLG: 0.328		2-0 2 1B 1B		1-1 HR 1B		3-2 G1-3		1-0 L5		4	1	2	0	0	0	0									
Jose Guillen, R (1.9) OBP: 0.345, SLG: 0.691		3-2 F9		2-2 HR		2-3 K		2-3 K		4	1	1	2	0	2	2									
2 Kenji Johjima, R (1.2) OBP: 0.339, SLG: 0.360		1-2 1B		0-2 G5-3		0-2 L6		3-2 F8		4	0	1	0	0	0	0									
7 Yuniesky Betancourt, R (1.6) OBP: 0.339, SLG: 0.544		2-1 SF7		1-0 G5-3			2-0 G6-3		1-1 G6-3	3	0	0	1	0	0	0									
4 Jose Lopez, R (1.4) OBP: 0.295, SLG: 0.321		3-H F7		1-1 F8			4-2 29 BB 51 BB BB		0-3 K	3	0	0	0	1	1	2									
Inning Stats	R: 0 E: 0 K: 0 S: 5	H: 0 LOB: 0 BB: 0 P: 5	R: 1 E: 0 K: 0 S: 17	H: 3 LOB: 2 BB: 0 P: 27	R: 0 E: 0 K: 1 S: 8	H: 0 LOB: 0 BB: 0 P: 16	R: 2 E: 0 K: 1 S: 13	H: 2 LOB: 0 BB: 0 P: 19	R: 2 E: 0 K: 0 S: 9	H: 2 LOB: 0 BB: 0 P: 14	R: 0 E: 0 K: 1 S: 10	H: 0 LOB: 3 BB: 3 P: 24	R: 0 E: 0 K: 1 S: 7	H: 0 LOB: 0 BB: 0 P: 13	R: 0 E: 0 K: 2 S: 10	H: 1 LOB: 1 BB: 0 P: 14	1B: 6 2B: 0 3B: 0 HR: 2	SF: 1 SAC: 0 DP: 0 HBP: 0	WP: 0 PB: 0 SB: 0 CS: 0	PA: 38					
PITCHER	IP	WLS	BF	H	R	ER	SO	BB	IBB	HBP	BLK	WP	HR	S	P	ERA	WHIP								
30 Ted Lilly, L (1.1) ERA: 3.42	4.0	W	17	5	3	3	2	0	0	0	0	0	1	9	14	18.00	2.000								
47 Scott Eyre, L (5.1) ERA: 4.5	1.0		5	2	2	2	0	0	0	0	0	0	1	9	14	18.00	2.000								
46 Ryan Dempster, R (6.1) ERA: 2.7	1.0	H	3	0	0	0	1	0	0	0	0	0	0	10	15	0.00	0.000								
81 Federico Baez, R (7.1) ERA: 4.5	0.1	H	2	0	0	0	0	1	0	0	0	0	0	3	9	0.00	3.000								
48 Neal Cotts, L (7.1) ERA: 5.79	1.2	H	7	0	0	0	1	2	0	0	0	0	0	14	28	0.00	1.200								

Chicago Cubs @ Seattle Mariners
Cashman Field, Las Vegas, NV
Fri Mar 30 2007, 10:15 PM EDT
Att. 11,562 - Clear - 69 F

AB 34
R 5
H 8
RBI 5
BB 3
SO 6
LOB 11




Batter	1	2	3	4	5	6	7	8	9	AB	R	H	RBI	BB	SO	LOB	TOP					
51 Ichiro Suzuki, L (1, 8) OBP: 0.373, SLG: 0.377	G6-3		1B			2B		G5-3		1	0	0	0	0	0	0	Seattle Mariners @ Chicago Cubs Cashman Field, Las Vegas, NV Sat Mar 31 2007, 4:05 PM EDT Att: 11,658 - Sunny - G9 F					
25 Adam Jones, R (2, 8) OBP: 0.288, SLG: 0.283										3	1	2	1	0	0							
29 Adrián Beltré, R (1, 5) OBP: 0.424, SLG: 0.683	L5									1	0	0	0	0	0							
1 Cookie Dawkins, R (2, 5) OBP: 0.257, SLG: 0.382										3	0	2	1	0	1							
Jose Vidro, S (1, 10) OBP: 0.379, SLG: 0.408	G5-3									2	0	0	0	0	0							
Christopher Minaker, R (6, PH) (6, 10)										2	0	0	0	0	1							
Raul Ibanez, L (1, 7) OBP: 0.446, SLG: 0.750		G3-1								1	0	0	0	0	0							
16 Willie Bloomquist, R (3, 4) OBP: 0.478, SLG: 0.516										3	0	0	0	0	2							
Richie Sexson, R (1, 3) OBP: 0.303, SLG: 0.322	G6-3									1	0	0	0	0	0							
12 Michael Morse, R (2, 9) OBP: 0.243, SLG: 0.357										3	0	0	0	0	1							
Ben Grossard, L (1, 9) OBP: 0.364, SLG: 0.464		G3								3	0	0	0	0	1							
17 Sebastien Boucher, L (7, 9)										1	0	0	0	0	1							
2 Kenji Johjima, R (1, 2) OBP: 0.345, SLG: 0.385										2	1	1	0	0	0							
55 Jamie Burke, R (5, 2) OBP: 0.364, SLG: 0.355										1	0	1	0	0	0							
68 Luis Oliveros, R (9, FR) (9, 2)										0	0	0	0	0	0							
7 Yuniesky Betancourt, R (1, 6) OBP: 0.333, SLG: 0.534										1	0	0	0	0	1							
Rey Ordonez, R (3, 6) OBP: 0.288, SLG: 0.417										3	0	1	0	0	1							
4 Jose Lopez, R (1, 4) OBP: 0.290, SLG: 0.316										1	0	0	0	0	1							
91 Michael Saunders, L (3, 7) OBP: 0.500, SLG: 0.429										2	0	0	0	0	1							
Inning Stats	R: 0 E: 0 K: 0 S: 5	H: 0 LOB: 0 BB: 0 P: 8	R: 0 E: 0 K: 0 S: 6	H: 0 LOB: 0 BB: 0 P: 12	R: 1 E: 0 K: 2 S: 15	H: 2 LOB: 1 BB: 0 P: 21	R: 0 E: 0 K: 1 S: 10	H: 0 LOB: 0 BB: 0 P: 14	R: 0 E: 0 K: 1 S: 6	H: 1 LOB: 1 BB: 0 P: 8	R: 1 E: 0 K: 1 S: 14	H: 2 LOB: 1 BB: 0 P: 23	R: 0 E: 0 K: 2 S: 12	H: 1 LOB: 1 BB: 0 P: 16	R: 0 E: 0 K: 2 S: 10	H: 1 LOB: 1 BB: 0 P: 11	R: 0 E: 0 K: 1 S: 7	H: 0 LOB: 1 BB: 0 P: 9	1B: 4 2B: 3 3B: 0 HR: 0	SF: 0 SAC: 0 DP: 0 HBP: 1	WP: 2 PB: 0 SB: 2 CS: 0	PA: 35
PITCHER	IP	WLS	BF	H	R	ER	SO	BB	IBB	HBP	BLK	WP	HR	S	P	ERA	WHIP					
Jason Marquis, R (1, 1) ERA: 4.84	4.0		14	2	1	1	3	0	0	0	0	1	0	36	55	2.25	0.500					
Bob Howry, R (5, 1) ERA: 4.5	1.0		4	1	0	0	1	0	0	0	0	0	0	6	8	0.00	1.000					
13 Will Ohman, L (6, 1) ERA: 4.5	1.0	L	5	2	1	1	1	0	0	0	0	1	0	14	23	9.00	2.000					
Clay Rapada, L (7, 1) ERA: 9.0	1.0		4	1	0	0	2	0	0	0	0	0	0	12	16	0.00	1.000					
43 Michael Wuertz, R (8, 1) ERA: 3.88	1.0		4	1	0	0	2	0	0	0	0	0	0	10	11	0.00	1.000					
PITCHER	IP	WLS	BF	H	R	ER	SO	BB	IBB	HBP	BLK	WP	HR	S	P	ERA	WHIP					
37 Angel Guzman, R (9, 1) ERA: 5.0	1.0		4	0	0	0	1	0	0	0	0	0	0	7	9	0.00	0.000					

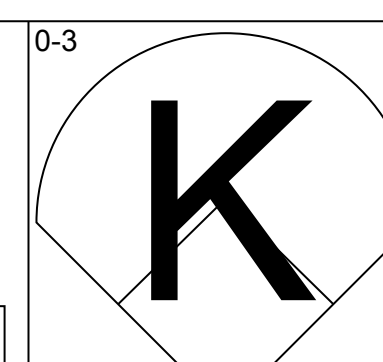
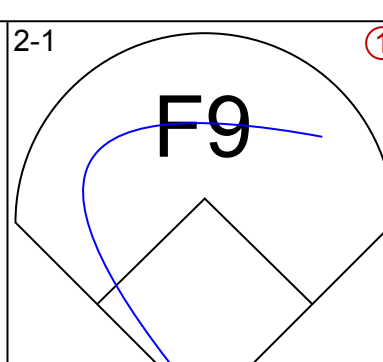
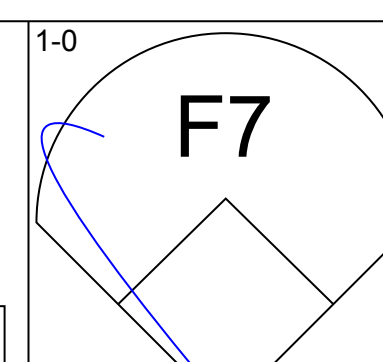
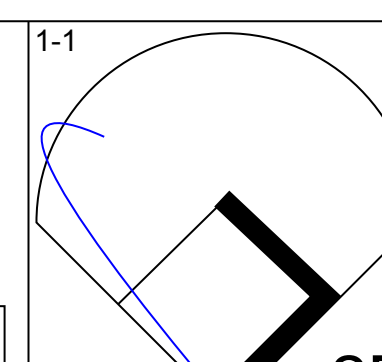
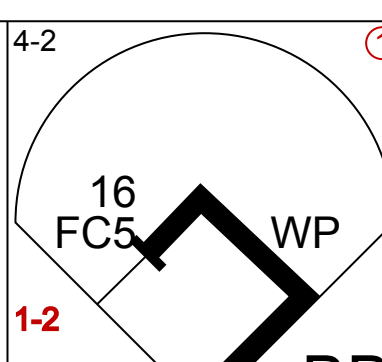
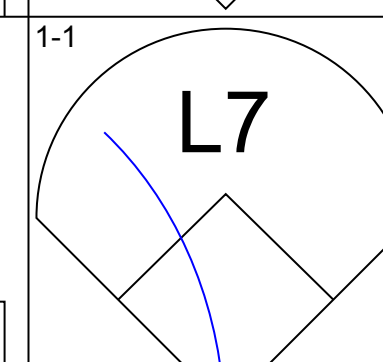
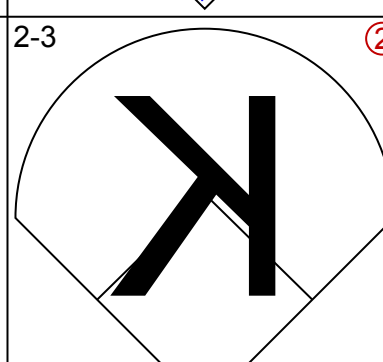
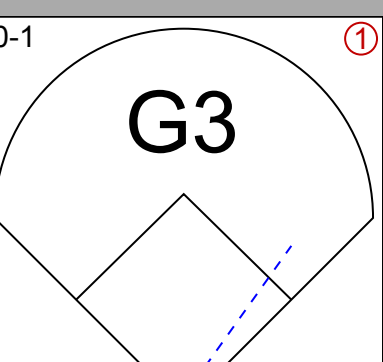
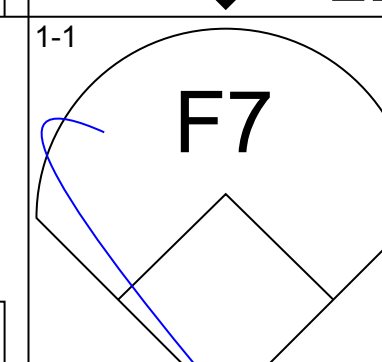
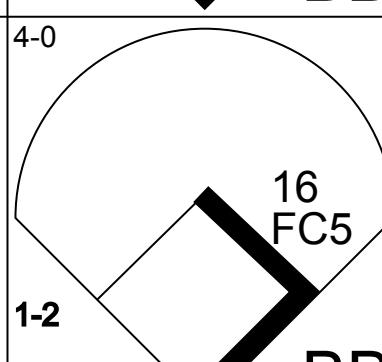
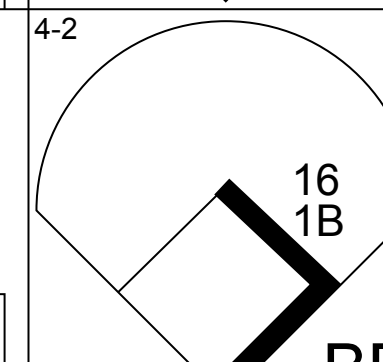
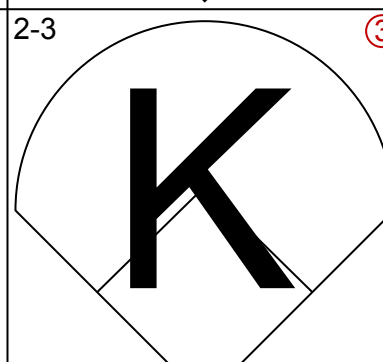
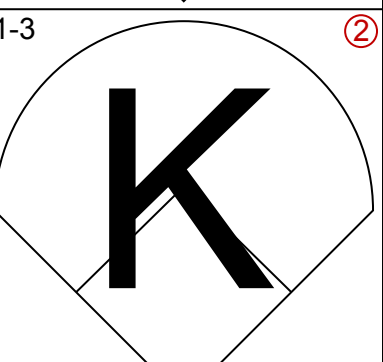
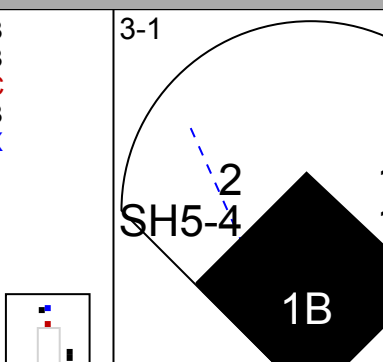
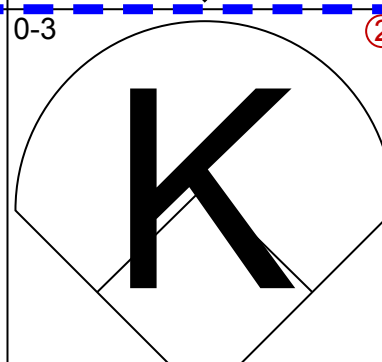
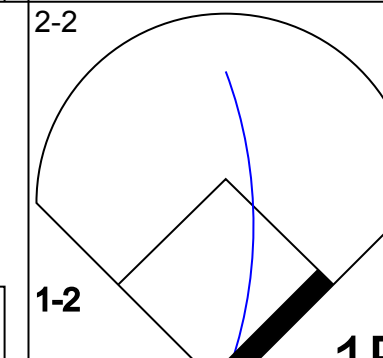
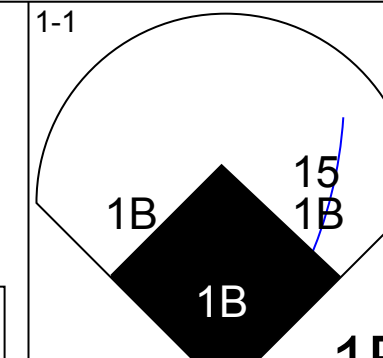
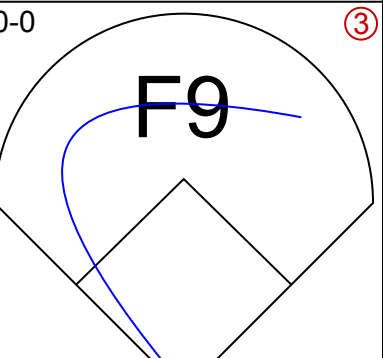
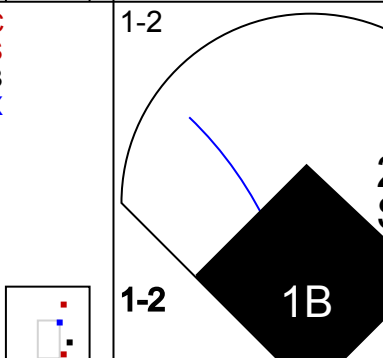
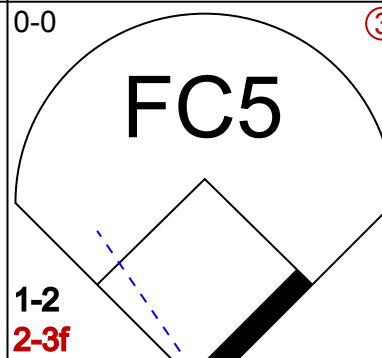
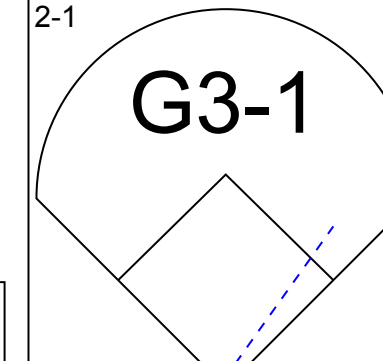
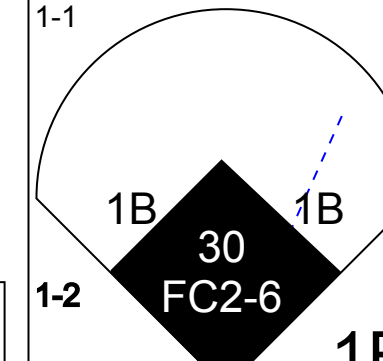
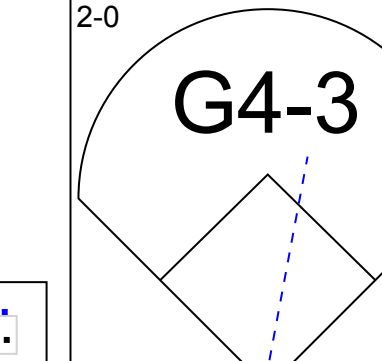
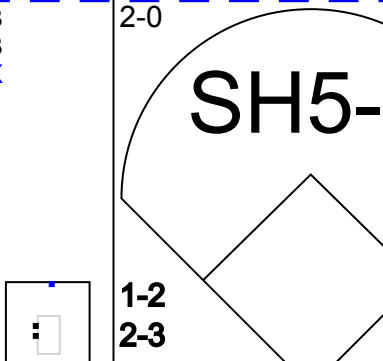
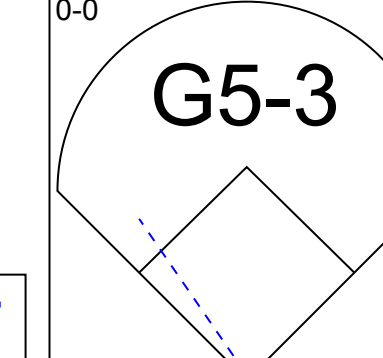
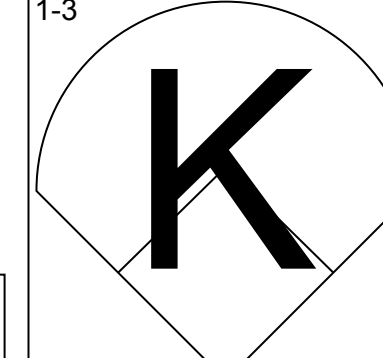
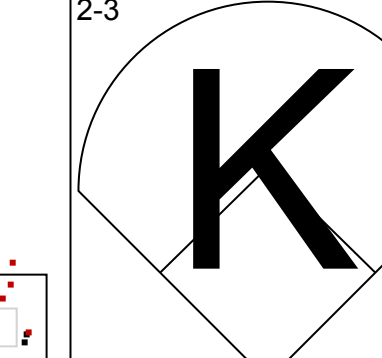
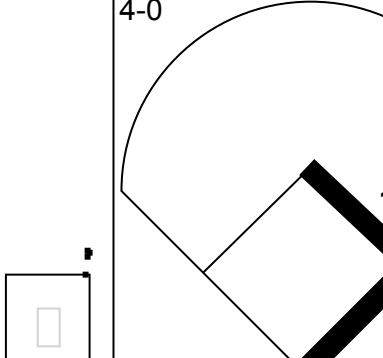
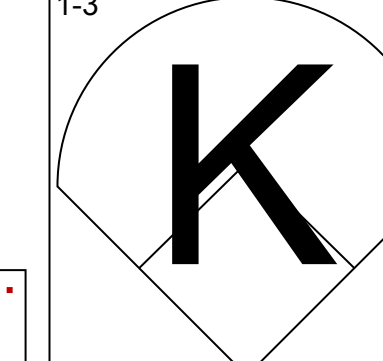
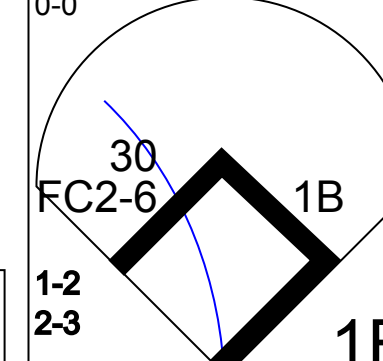
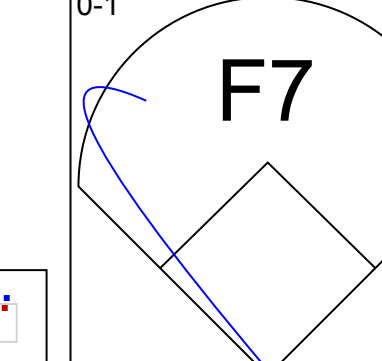
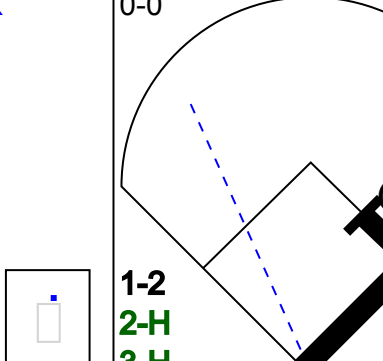
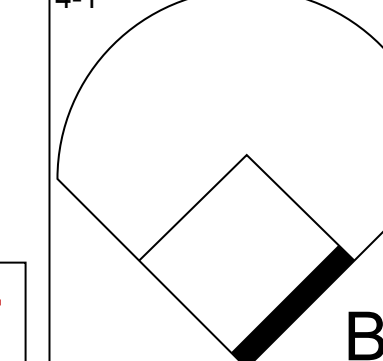
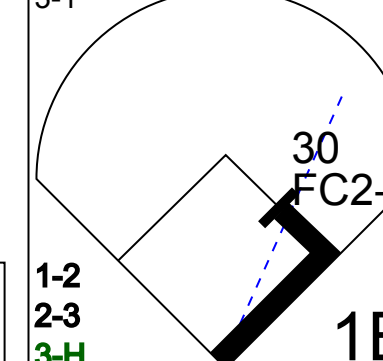
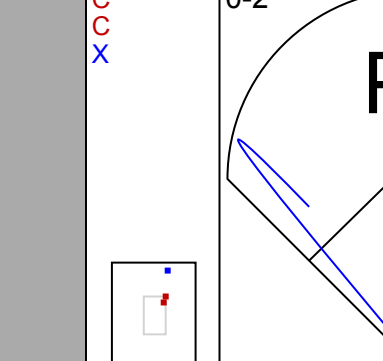
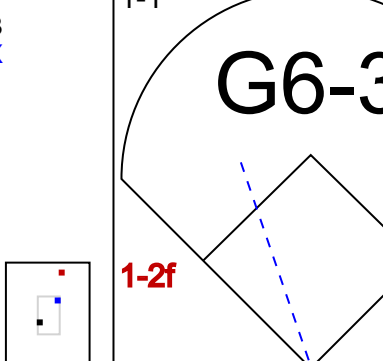
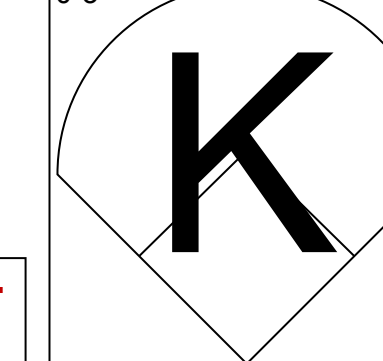
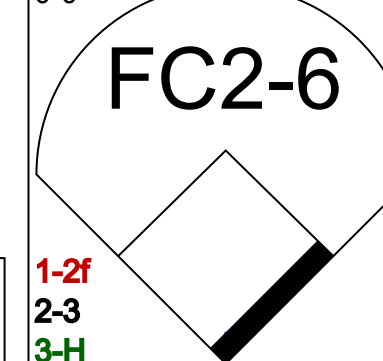
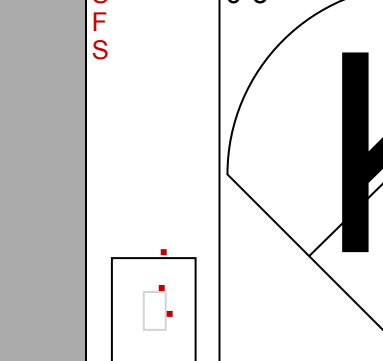
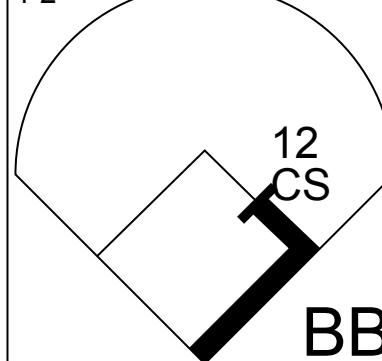
AB	34
R	2
H	7
RBI	2
BB	0
SO	10
LOB	12

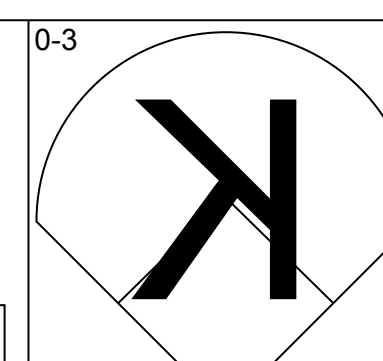
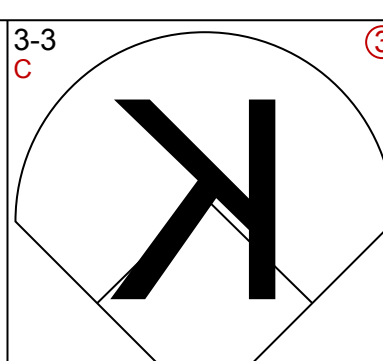
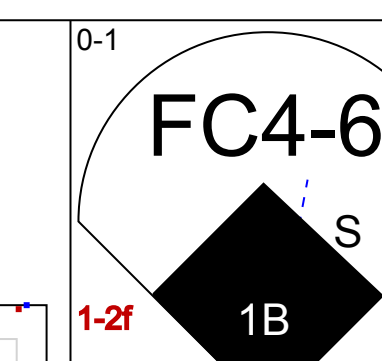
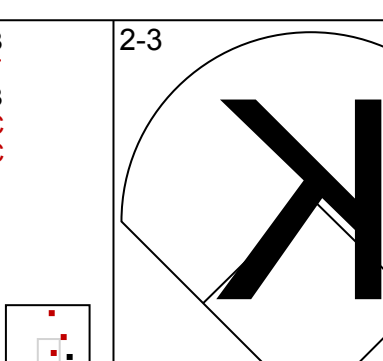
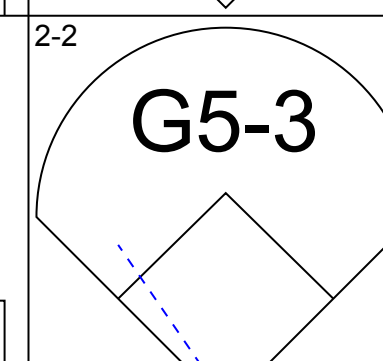
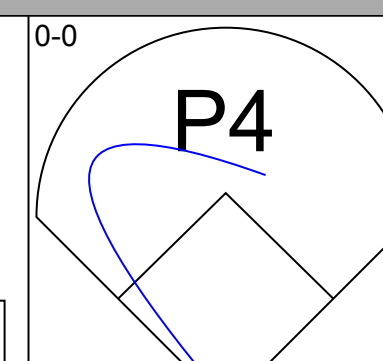
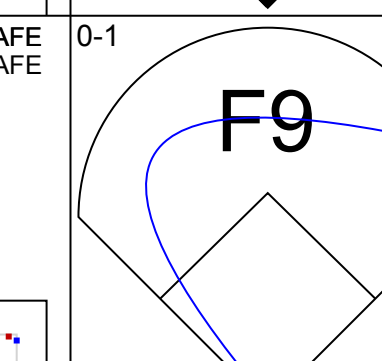
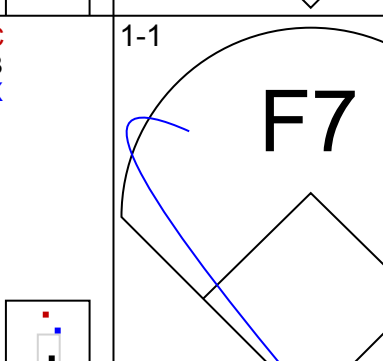
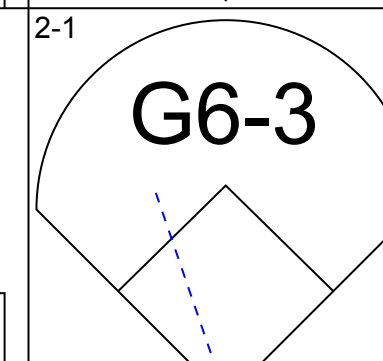
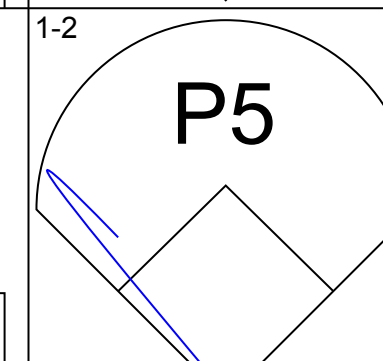
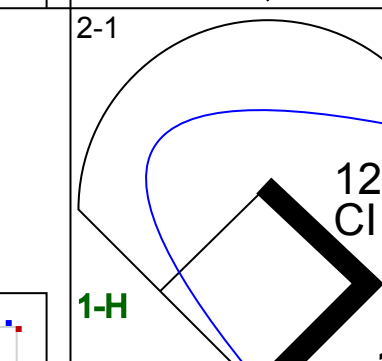
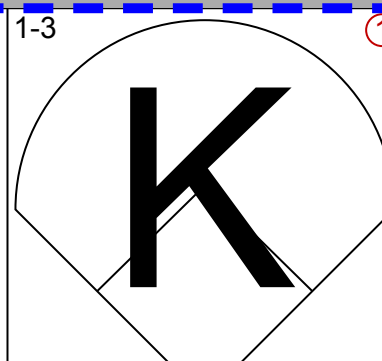
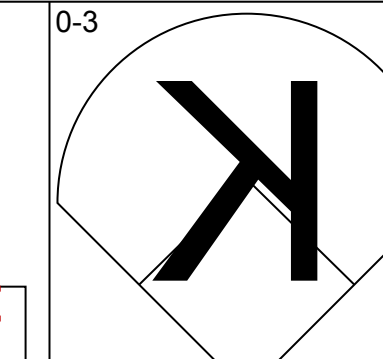
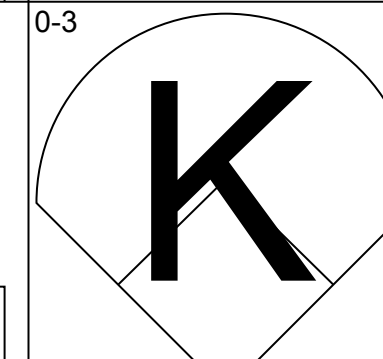
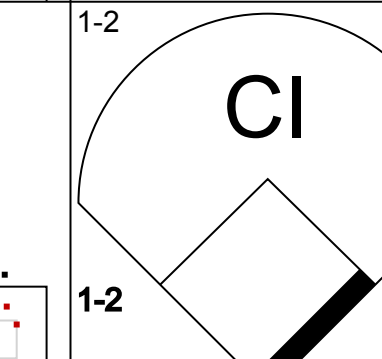
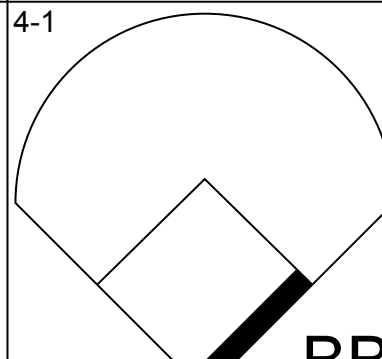
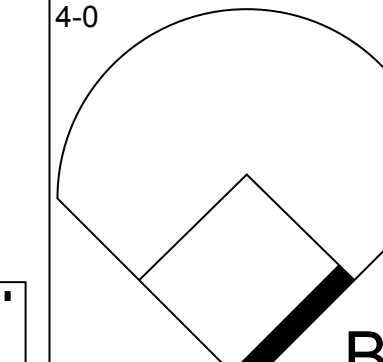
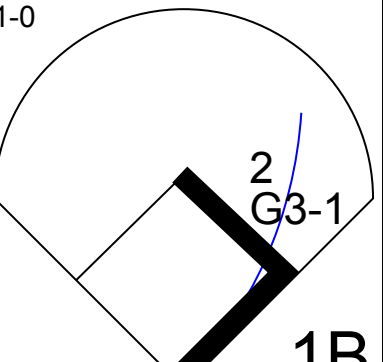
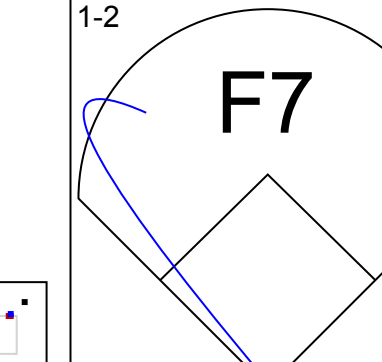
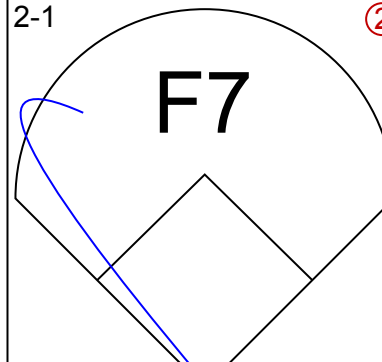

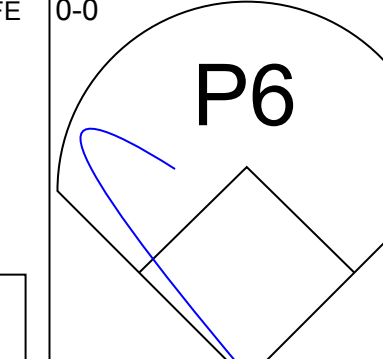
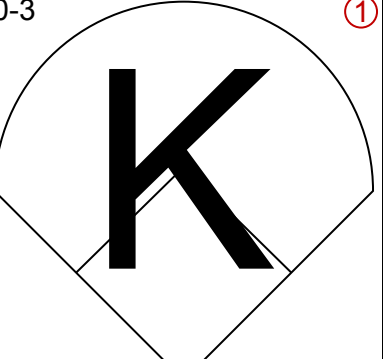
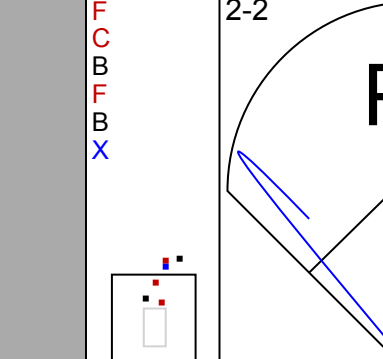
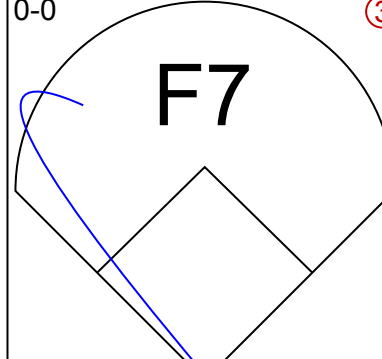
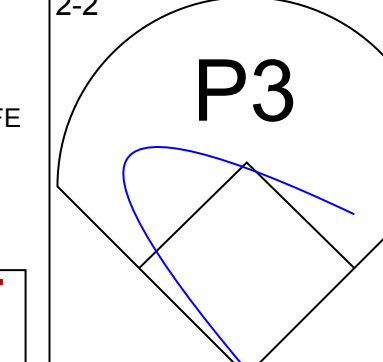
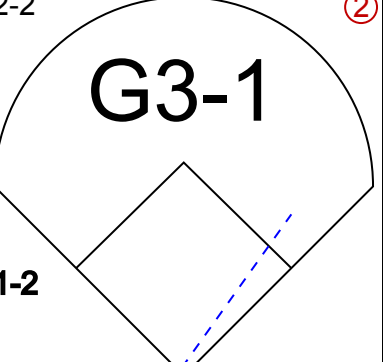
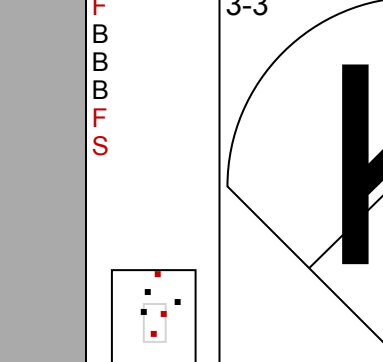
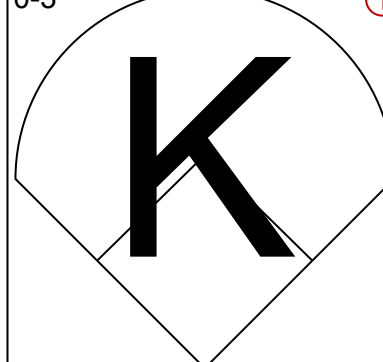
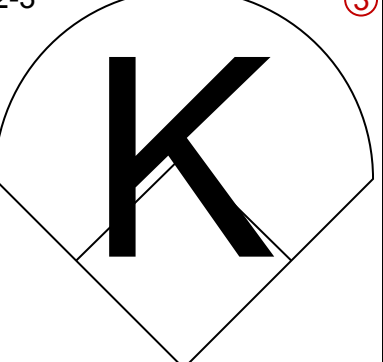
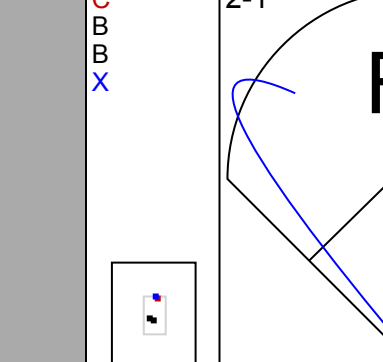
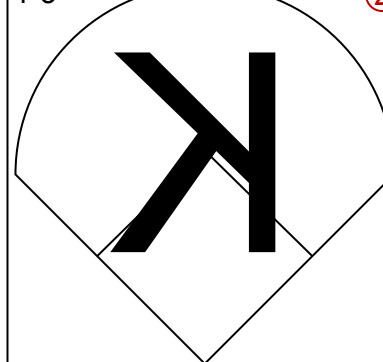
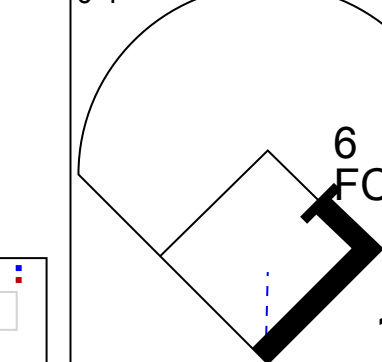
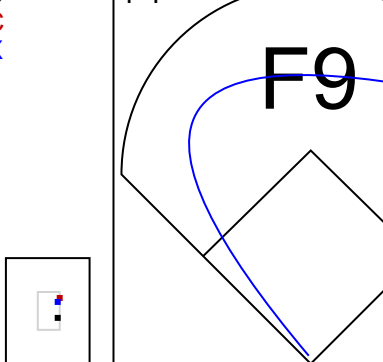


Batter	1	2	3	4	5	6	7	8	9	AB	R	H	RBI	BB	SO	LOB	BOTTOM					
12 Alfonso Soriano, R (1, 10) OBP: 0.333, SLG: 0.521	G4-3		1B							2	1	2	0	0	0	0	Seattle Mariners @ Chicago Cubs Cashman Field, Las Vegas, NV Sat Mar 31 2007, 4:05 PM EDT Att: 11,658 - Sunny - G9 F					
87 Matt Camp, L (5, PH) (6, 10)										2	0	0	0	0	1							
2 Ryan Theriot, R (1, 4) OBP: 0.405, SLG: 0.520	G4-3		1B							4	0	0	0	0	1							
25 Derek Lee, R (1, 3) OBP: 0.466, SLG: 0.809										1	0	1	1	0	0							
76 Micah Hoffpauir, L (3, PH) (4, 9)										3	0	0	0	0	1							
16 Aramis Ramirez, R (1, 5) OBP: 0.431, SLG: 0.851	G6-4-3									1	0	0	0	0	1							
64 Casey McGehee, R (4, 5) OBP: 0.333, SLG: 0.353										3	0	0	0	0	1							
19 Matt Murton, R (1, 7) OBP: 0.375, SLG: 0.526										2	0	1	0	0	0							
Matt Matulia, S (5, 4) OBP: 0.500, SLG: 0.500										2	0	1	0	0	0							
5 Ronny Cedeno, R (1, 6) OBP: 0.427, SLG: 0.516										4	0	1	0	0	0							
32 Daryle Ward, L (1, 9) OBP: 0.235, SLG: 0.380										4	0	2	0	0	0							
24 Henry Blanco, R (1, 2) OBP: 0.154, SLG: 0.154										3	0	0	0	0	0							
Mark Reed, L (8, 2)										1	0	0	0	0	1							
67 Chris Walker, S (1, 8) OBP: 0.308, SLG: 0.333										2	0	2	0	0	0							
Inning Stats	R: 1 E: 0 K: 0 S: 14	H: 2 LOB: 0 BB: 0 P: 19	R: 0 E: 0 K: 0 S: 8	H: 1 LOB: 0 BB: 0 P: 10	R: 0 E: 1 K: 0 S: 8	H: 2 LOB: 2 BB: 0 P: 13	R: 0 E: 0 K: 0 S: 5	H: 0 LOB: 0 BB: 0 P: 7	R: 0 E: 1 K: 1 S: 10	H: 1 LOB: 2 BB: 0 P: 15	R: 0 E: 0 K: 1 S: 12	H: 2 LOB: 2 BB: 0 P: 14	R: 0 E: 0 K: 1 S: 10	H: 1 LOB: 1 BB: 0 P: 18	R: 0 E: 0 K: 1 S: 8	H: 0 LOB: 0 BB: 0 P: 12	R: 0 E: 0 K: 0 S: 5	H: 1 LOB: 0 BB: 0 P: 5	1B: 9 2B: 1 3B: 0 HR: 0	SF: 0 SAC: 1 DP: 3 HBP: 0	WP: 0 PB: 0 SB: 1 CS: 1	PA: 35
PITCHER	IP	WLS	BF	H	R	ER	SO	BB	IBB	HBP	BLK	WP	HR	S	P	ERA	WHIP					
26 Horacio Ramirez, L (1, 1) ERA: 5.31	2.0		7	3	1	1	0	0	0	0	0	0	0	22	29	4.50	1.500					
Byron Embry, R (3, 1) ERA: 5.4	1.0		5	2	0	0	0	0	0	0	0	0	0	8	13	0.00	2.000					
36 Jeff Weaver, R (4, 1) ERA: 5.68	6.0	W	23	5	0	0	4	0	0	0	0	0	0	50	71	0.00	0.833					
PITCHER	IP	WLS	BF	H	R	ER	SO	BB	IBB	HBP	BLK	WP	HR	S	P	ERA	WHIP					

AB	34
R	1
H	10
RBI	1
BB	0
SO	4
LOB	17



Batter	1	2	3	4	5	6	7	8	9	AB	R	H	RBI	BB	SO	LOB	TOP					
12 Alfonso Soriano, R (1.8) OBP: 0.333, SLG: 0.375										4	0	1	0	1	1	2	<p>Chicago Cubs @ Cincinnati Reds Great American Ball Park, Cincinnati, OH Wed Apr 04 2007, 7:10 PM EDT Att: 25,965 - Cloudy - 39 F</p>					
Jacque Jones, L (1.9) OBP: 0.222, SLG: 0.125										4	0	0	0	1	1	1						
25 Derrek Lee, R (1.3) OBP: 0.556, SLG: 0.429										4	1	1	0	1	3	2						
16 Aramis Ramirez, R (1.5) OBP: 0.444, SLG: 0.444										5	2	3	0	0	0	2						
15 Cliff Floyd, L (1.7) OBP: 0.250, SLG: 0.250 2 Ryan Theriot, R (8, PH) (8.7)										3	1	1	0	0	0	2						
Michael Barrett, R (1.2)										3	0	0	0	1	2	2						
Mark DeRosa, R (1.4) OBP: 0.571, SLG: 0.500										4	0	2	2	0	1	0						
Cesar Izturis, S (1.6) OBP: 0.375, SLG: 0.286										3	0	1	1	1	0	2						
30 Ted Lilly, L (1.1) Bob Howry, L (8.1) 32 Daryle Ward, L (9, PH) 5 Ronny Cedeno, R (9, PR) 46 Ryan Dempster, R (9.1)										3	0	0	1	0	2	3						
Inning Stats	R: 0 E: 0 K: 1 S: 14	H: 1 LOB: 2 BB: 1 P: 23	R: 0 E: 0 K: 2 S: 8	H: 0 LOB: 1 BB: 1 P: 13	R: 0 E: 0 K: 2 S: 8	H: 0 LOB: 0 BB: 0 P: 14	R: 2 E: 0 K: 1 S: 12	H: 4 LOB: 2 BB: 0 P: 19	R: 0 E: 0 K: 1 S: 6	H: 0 LOB: 0 BB: 0 P: 7	R: 0 E: 0 K: 1 S: 7	H: 0 LOB: 0 BB: 0 P: 11	R: 0 E: 0 K: 1 S: 10	H: 1 LOB: 1 BB: 0 P: 12	R: 2 E: 0 K: 0 S: 9	H: 3 LOB: 1 BB: 1 P: 20		R: 0 E: 0 K: 1 S: 8	H: 0 LOB: 2 BB: 3 P: 20	1B: 8 2B: 1 3B: 0 HR: 0	SF: 0 SAC: 1 DP: 1 HBP: 0	WP: 1 PB: 0 SB: 0 CS: 1
PITCHER	IP WLS BF H R ER SO BB IBB HBP BLK WP HR S P ERA WHIP																					
61 Bronson Arroyo, R (1.1) ERA: 5.14	7.0 L 31 8 4 4 9 2 0 0 0 0 0 0 0 70 108 5.14 1.429																					
29 Mike Stanton, L (8.1) ERA:	0.1 2 0 0 0 0 0 1 0 0 0 0 0 1 7 0.00 0.000																					
56 Todd Coffey, R (8.1) ERA:	0.2 2 1 0 0 0 0 0 0 0 0 0 0 3 4 0.00 1.500																					
51 Jared Burton, R (9.1) ERA:	0.1 3 0 0 0 0 3 0 0 0 1 0 4 16 0.00 9.000																					
Victor Santos, R (9.1) ERA:	0.2 2 0 0 0 1 0 0 0 0 0 0 4 4 0.00 0.000																					

Batter	1	2	3	4	5	6	7	8	9	AB	R	H	RBI	BB	SO	LOB	BOTTOM					
6 Ryan Freel, R (1.8) OBP: 0.333, SLG: 0.375										4	1	0	0	0	3	1	<p>Chicago Cubs @ Cincinnati Reds Great American Ball Park, Cincinnati, OH Wed Apr 04 2007, 7:10 PM EDT Att: 25,965 - Cloudy - 39 F</p>					
4 Brandon Phillips, R (1.4)										4	0	0	0	0	0	1						
Adam Dunn, L (1.7) OBP: 0.444, SLG: 1.125										4	0	1	1	0	1	0						
12 Edwin Encarnación, R (1.5) OBP: 0.286, SLG: 0.167										2	0	0	0	1	2	0						
Ken Griffey Jr., L (1.9) OBP: 0.625, SLG: 0.500										3	0	1	0	1	0	3						
Jeff Conine, R (1.3)										4	0	0	0	0	1	3						
2 Alex Gonzalez, R (1.6) OBP: 0.286, SLG: 0.200										3	0	0	0	0	1	2						
26 David Ross, R (1.2)										3	0	0	0	0	2	1						
61 Bronson Arroyo, R (1.1) ERA: 5.14 29 Mike Stanton, L (8.1) 56 Todd Coffey, R (8.1) Scott Hatteberg, L (8, PH) 51 Jared Burton, R (9.1) Victor Santos, R (9.1)										2	0	1	0	0	1	0						
Inning Stats	R: 0 E: 0 K: 1 S: 9	H: 0 LOB: 0 BB: 0 P: 13	R: 0 E: 0 K: 1 S: 8	H: 0 LOB: 1 BB: 1 P: 14	R: 0 E: 0 K: 3 S: 13	H: 0 LOB: 0 BB: 0 P: 17	R: 0 E: 0 K: 1 S: 8	H: 0 LOB: 0 BB: 0 P: 9	R: 0 E: 0 K: 2 S: 10	H: 1 LOB: 1 BB: 0 P: 15	R: 1 E: 1 K: 0 S: 13	H: 2 LOB: 2 BB: 0 P: 17	R: 0 E: 0 K: 1 S: 9	H: 0 LOB: 0 BB: 0 P: 16	R: 0 E: 0 K: 1 S: 7	H: 0 LOB: 0 BB: 0 P: 11		R: 0 E: 0 K: 1 S: 7	H: 0 LOB: 1 BB: 1 P: 14	1B: 3 2B: 0 3B: 0 HR: 0	SF: 0 SAC: 0 DP: 0 HBP: 0	WP: 0 PB: 0 SB: 1 CS: 0
PITCHER	IP WLS BF H R ER SO BB IBB HBP BLK WP HR S P ERA WHIP																					
30 Ted Lilly, L (1.1) ERA: 1.29	1.0 H 3 0 0 0 1 0 0 0 0 0 0 7 11 0.00 0.000																					
Bob Howry, R (8.1) ERA:	1.0 S 4 0 0 0 1 1 0 0 0 0 0 7 14 0.00 1.000																					

AB 33
R 4
H 9
RBI 4
BB 6
SO 10
LOB 16



AB 30
R 1
H 3
RBI 1
BB 2
SO 11
LOB 11



Batter	1	2	3	4	5	6	7	8	9	AB	R	H	RBI	BB	SO	LOB	TOP		
12 Alfonso Soriano, R OBP: 0.286, SLG: 0.308	F8	G5-3			F9		1B		K	5	0	1	0	0	1	1	Chicago Cubs @ Cincinnati Reds Great American Ball Park, Cincinnati, OH Thu Apr 05 2007, 12:35 PM EDT Att: 25,070 - Overcast - 35 F		
19 Matt Murton, R OBP: 0.375, SLG: 0.286 2 Ryan Theriot, R (7, PR) (7, 7)	F9		G5-3		BB		1B		P3	3	1	1	0	1	0	0			
25 Derrek Lee, R OBP: 0.429, SLG: 0.333	1B		P5		K		FC5		G5-3	5	0	1	0	0	1	2			
16 Aramis Ramirez, R OBP: 0.538, SLG: 0.615	1B		1B		E9		G6-3			4	0	3	1	0	0	1			
Jacque Jones, L OBP: 0.154, SLG: 0.083	F7		P5		G3				F7	4	0	0	0	0	0	4			
Michael Barrett, R (1, 2)		F9		L8		P6			K	4	0	0	0	0	1	0			
Mark DeRosa, R OBP: 0.636, SLG: 0.889		HR		F9		1B			E	3	1	2	1	1	0	0			
Cesar Izturis, S OBP: 0.417, SLG: 0.545		2B		2B		K			E7	4	0	2	0	0	1	2			
Jason Marquis, L Bob Howry, L 13 Will Ohman, L 37 Angel Guzman, R 15 Cliff Floyd, L 5 Ronny Cedeno, R 47 Scott Eyre, L		K		G4-3		G6-3			P5	3	0	0	0	0	1	3			
Inning Stats	R: 0 E: 0 K: 0 S: 13	H: 2 LOB: 2 BB: 0 P: 17	R: 1 E: 0 K: 1 S: 14	H: 2 LOB: 1 BB: 0 P: 17	R: 0 E: 0 K: 0 S: 11	H: 1 LOB: 1 BB: 0 P: 18	R: 0 E: 0 K: 0 S: 9	H: 1 LOB: 1 BB: 0 P: 12	R: 1 E: 1 K: 1 S: 11	H: 1 LOB: 1 BB: 1 P: 18	R: 0 E: 0 K: 0 S: 12	H: 2 LOB: 1 BB: 0 P: 21	R: 0 E: 1 K: 1 S: 8	H: 0 LOB: 2 BB: 1 P: 16	R: 0 E: 0 K: 1 S: 6	H: 0 LOB: 0 BB: 0 P: 8	1B: 6 2B: 3 3B: 0 HR: 1	SF: 0 SAC: 0 DP: 0 HBP: 0	WP: 0 PA: 39 PB: 0 SB: 1 CS: 0
PITCHER	IP WLS BF H R ER SO BB IBB HBP BLK WP HR S P ERA WHIP	IP WLS BF H R ER SO BB IBB HBP BLK WP HR S P ERA WHIP	IP WLS BF H R ER SO BB IBB HBP BLK WP HR S P ERA WHIP	IP WLS BF H R ER SO BB IBB HBP BLK WP HR S P ERA WHIP	IP WLS BF H R ER SO BB IBB HBP BLK WP HR S P ERA WHIP	IP WLS BF H R ER SO BB IBB HBP BLK WP HR S P ERA WHIP	IP WLS BF H R ER SO BB IBB HBP BLK WP HR S P ERA WHIP	IP WLS BF H R ER SO BB IBB HBP BLK WP HR S P ERA WHIP	IP WLS BF H R ER SO BB IBB HBP BLK WP HR S P ERA WHIP	IP WLS BF H R ER SO BB IBB HBP BLK WP HR S P ERA WHIP	IP WLS BF H R ER SO BB IBB HBP BLK WP HR S P ERA WHIP	IP WLS BF H R ER SO BB IBB HBP BLK WP HR S P ERA WHIP	IP WLS BF H R ER SO BB IBB HBP BLK WP HR S P ERA WHIP	IP WLS BF H R ER SO BB IBB HBP BLK WP HR S P ERA WHIP	IP WLS BF H R ER SO BB IBB HBP BLK WP HR S P ERA WHIP	IP WLS BF H R ER SO BB IBB HBP BLK WP HR S P ERA WHIP	IP WLS BF H R ER SO BB IBB HBP BLK WP HR S P ERA WHIP	IP WLS BF H R ER SO BB IBB HBP BLK WP HR S P ERA WHIP	IP WLS BF H R ER SO BB IBB HBP BLK WP HR S P ERA WHIP

AB	37
R	2
H	10
RBI	2
BB	2
SO	5
LOB	15



Batter	1	2	3	4	5	6	7	8	9	AB	R	H	RBI	BB	SO	LOB	BOTTOM		
6 Ryan Freel, R OBP: 0.385, SLG: 0.300	G4-3		F9				BB			2	0	0	0	2	0	1	Chicago Cubs @ Cincinnati Reds Great American Ball Park, Cincinnati, OH Thu Apr 05 2007, 12:35 PM EDT Att: 25,070 - Overcast - 35 F		
Adam Dunn, L OBP: 0.462, SLG: 0.909	1B		G4-3		K		BB			3	0	1	0	1	1	2			
4 Brandon Phillips, R OBP: 0.250, SLG: 0.100	G3-6-3		G1-3		1B		G6-3		L7	4	1	1	0	0	0	3			
Ken Griffey Jr., L OBP: 0.417, SLG: 0.300		F7		G1-3		F8			K	4	0	0	0	0	1	1			
12 Edwin Encarnación, R OBP: 0.364, SLG: 0.222 Chad Moeller, R (9, 2)		F8		1B		F8			HR	3	1	1	1	1	0	0			
Scott Hatteberg, L OBP: 0.333, SLG: 0.625		G6-3		F9					HR	4	2	2	2	0	0	1			
2 Alex Gonzalez, R OBP: 0.300, SLG: 0.250				1B		G5-3			K	3	0	1	0	0	1	0			
Javier Valentin, S OBP: 0.500, SLG: 0.667 25 David Weathers, R (9, 1)				P5		G4-3			2B	3	0	1	0	1	0	2			
Kyle Lohse, R Victor Santos, R Jeff Conine, R Rheal Cormier, L 35 Kirk Saarloos, R 29 Mike Stanton, L 9 Juan Castro, R				SH1-4		SH2-4			L9	0	0	0	0	0	0	0			
Inning Stats	R: 0 E: 0 K: 0 S: 4	H: 1 LOB: 0 BB: 0 P: 6	R: 0 E: 0 K: 0 S: 10	H: 0 LOB: 0 BB: 0 P: 17	R: 0 E: 0 K: 0 S: 6	H: 1 LOB: 1 BB: 0 P: 10	R: 1 E: 0 K: 0 S: 10	H: 2 LOB: 1 BB: 0 P: 15	R: 0 E: 0 K: 0 S: 12	H: 0 LOB: 0 BB: 0 P: 14	R: 2 E: 0 K: 0 S: 11	H: 2 LOB: 2 BB: 2 P: 23	R: 2 E: 0 K: 2 S: 12	H: 2 LOB: 1 BB: 1 P: 22	R: 0 E: 0 K: 2 S: 6	H: 0 LOB: 0 BB: 0 P: 8	1B: 6 2B: 1 3B: 0 HR: 1	SF: 0 SAC: 3 DP: 1 HBP: 0	WP: 1 PA: 36 PB: 1 SB: 1 CS: 0
PITCHER	IP WLS BF H R ER SO BB IBB HBP BLK WP HR S P ERA WHIP	IP WLS BF H R ER SO BB IBB HBP BLK WP HR S P ERA WHIP	IP WLS BF H R ER SO BB IBB HBP BLK WP HR S P ERA WHIP	IP WLS BF H R ER SO BB IBB HBP BLK WP HR S P ERA WHIP	IP WLS BF H R ER SO BB IBB HBP BLK WP HR S P ERA WHIP	IP WLS BF H R ER SO BB IBB HBP BLK WP HR S P ERA WHIP	IP WLS BF H R ER SO BB IBB HBP BLK WP HR S P ERA WHIP	IP WLS BF H R ER SO BB IBB HBP BLK WP HR S P ERA WHIP	IP WLS BF H R ER SO BB IBB HBP BLK WP HR S P ERA WHIP	IP WLS BF H R ER SO BB IBB HBP BLK WP HR S P ERA WHIP	IP WLS BF H R ER SO BB IBB HBP BLK WP HR S P ERA WHIP	IP WLS BF H R ER SO BB IBB HBP BLK WP HR S P ERA WHIP	IP WLS BF H R ER SO BB IBB HBP BLK WP HR S P ERA WHIP	IP WLS BF H R ER SO BB IBB HBP BLK WP HR S P ERA WHIP	IP WLS BF H R ER SO BB IBB HBP BLK WP HR S P ERA WHIP	IP WLS BF H R ER SO BB IBB HBP BLK WP HR S P ERA WHIP	IP WLS BF H R ER SO BB IBB HBP BLK WP HR S P ERA WHIP	IP WLS BF H R ER SO BB IBB HBP BLK WP HR S P ERA WHIP	IP WLS BF H R ER SO BB IBB HBP BLK WP HR S P ERA WHIP

AB	28
R	5
H	8
RBI	4
BB	5
SO	3
LOB	11



Batter	1	2	3	4	5	6	7	8	9	AB	R	H	RBI	BB	SO	LOB	TOP					
12 Alfonso Soriano, R (1, 8) OBP: 0.263, SLG: 0.333				G4-3		G6-3		K		5	1	1	0	0	1	1						
Jacque Jones, L (1, 9) OBP: 0.222, SLG: 0.125		P5		G3-1			G3-1			4	1	1	0	0	0	0						
25 Derrek Lee, R (1, 3) OBP: 0.421, SLG: 0.412	FC5-4						F8		G6-3	5	1	2	0	0	0	3						
16 Aramis Ramirez, R (1, 5) OBP: 0.500, SLG: 0.556				K					K	5	1	2	1	0	3	2						
15 Cliff Floyd, L (1, 7) OBP: 0.375, SLG: 0.625 2 Ryan Theriot, R (7, PR) (7, 7)	E8			G3-1						4	1	2	2	0	1	1						
Michael Barrett, R (1, 2) OBP: 0.235, SLG: 0.133									FC6-4	4	1	2	2	1	1	1						
Mark DeRosa, R (1, 4) OBP: 0.533, SLG: 0.923				K		G5-3				4	1	1	2	0	2	3						
Cesar Izturis, S (1, 6)				L7					G5-3	4	0	1	0	0	1	1						
53 Rich Hill, L (1, 1) 5 Ronny Cedeño, R (8, PH) 37 Angel Guzman, R (8, 1)	K			F7		G3-1				3	0	0	0	0	1	2						
Inning Stats	R: 6 E: 1 K: 1 S: 18	H: 6 LOB: 1 BB: 0 P: 29	R: 0 E: 0 K: 1 S: 10	H: 1 LOB: 1 BB: 0 P: 15	R: 0 E: 0 K: 1 S: 6	H: 0 LOB: 1 BB: 1 P: 11	R: 0 E: 0 K: 1 S: 10	H: 1 LOB: 1 BB: 0 P: 15	R: 0 E: 0 K: 2 S: 11	H: 0 LOB: 0 BB: 0 P: 15	R: 0 E: 0 K: 1 S: 8	H: 0 LOB: 0 BB: 0 P: 11	R: 2 E: 0 K: 1 S: 13	H: 4 LOB: 2 BB: 0 P: 14	R: 1 E: 0 K: 1 S: 9	H: 1 LOB: 0 BB: 1 P: 14	R: 0 E: 0 K: 1 S: 6	H: 0 LOB: 1 BB: 1 P: 14	1B: 6 2B: 5 3B: 0 HR: 2	SF: 0 SAC: 0 DP: 0 HBP: 1	WP: 0 PB: 0 SB: 0 CS: 0	PA: 42
PITCHER	IP WLS BF H R ER SO BB IBB HBP BLK WP HR S P ERA WHIP																					
31 Dave Bush, R (1, 1) ERA: 9.0	6.0 L 28 8 6 6 7 1 0 1 0 0 1 63 96 9.00 1.500																					
46 Claudio Vargas, R (7, 1) ERA: 13.5	2.0 10 5 3 3 2 0 0 0 0 0 1 22 28 13.50 2.500																					
12 Carlos Villanueva, R (9, 1) ERA: 27.0	1.0 4 0 0 0 1 1 0 0 0 0 0 6 14 0.00 1.000																					

Chicago Cubs @ Milwaukee Brewers
Miller Park, Milwaukee, WI
Fri Apr 06 2007, 7:05 PM CDT
Att.: 41,758 - Roof Closed - 60 F

AB	39
R	9
H	13
RBI	8
BB	2
SO	10
LOB	14



Batter	1	2	3	4	5	6	7	8	9	AB	R	H	RBI	BB	SO	LOB	BOTTOM					
23 Rickie Weeks Jr., R (1, 4) OBP: 0.278, SLG: 0.267	K			K		F3		K		4	0	0	0	0	3	3						
7 J.J. Hardy, R (1, 6) OBP: 0.385, SLG: 0.500	F8			F9		F4			F9	4	0	0	0	0	0	2						
28 Prince Fielder, L (1, 3) OBP: 0.278, SLG: 0.471	G6-3			F8						4	1	1	0	0	1	2						
2 Bill Hall, R (1, 8) OBP: 0.294, SLG: 0.588		K					L5			4	1	1	0	0	2	0						
Johnny Estrada, S (1, 2) OBP: 0.471, SLG: 0.533		P3				G6-3		F9		4	0	0	0	0	1	2						
Kevin Mench, R (1, 7) OBP: 0.333, SLG: 0.636		K				P6		L9		4	0	1	2	0	1	0						
1 Corey Hart, R (1, 9) OBP: 0.231, SLG: 0.538				F8				F8		4	1	1	1	0	0	1						
9 Tony Graffanino, R (1, 5) OBP: 0.500, SLG: 0.400				P4		E5				3	0	1	0	0	0	0						
31 Dave Bush, R (1, 1) Geoff Jenkins, L (6, PH) 46 Claudio Vargas, R (7, 1) 22 Tony Gwynn Jr., L (8, PH) 12 Carlos Villanueva, R (9, 1)		L8				FC1		FC5-4		1	0	0	0	0	0	0						
Inning Stats	R: 0 E: 0 K: 1 S: 6	H: 0 LOB: 0 BB: 0 P: 9	R: 0 E: 0 K: 2 S: 8	H: 0 LOB: 0 BB: 0 P: 9	R: 0 E: 0 K: 0 S: 7	H: 0 LOB: 0 BB: 0 P: 10	R: 0 E: 0 K: 1 S: 11	H: 0 LOB: 0 BB: 0 P: 14	R: 0 E: 0 K: 1 S: 5	H: 0 LOB: 0 BB: 0 P: 6	R: 1 E: 2 K: 1 S: 11	H: 1 LOB: 2 BB: 0 P: 16	R: 0 E: 0 K: 0 S: 10	H: 0 LOB: 0 BB: 0 P: 14	R: 0 E: 0 K: 1 S: 9	H: 1 LOB: 1 BB: 0 P: 14	R: 2 E: 0 K: 1 S: 12	H: 3 LOB: 1 BB: 0 P: 19	1B: 2 2B: 2 3B: 0 HR: 1	SF: 0 SAC: 0 DP: 0 HBP: 0	WP: 0 PB: 0 SB: 0 CS: 0	PA: 34
PITCHER	IP WLS BF H R ER SO BB IBB HBP BLK WP HR S P ERA WHIP																					
53 Rich Hill, L (1, 1) ERA: 1.29	7.0 W 24 1 1 1 6 1 1 1 0 0 1 58 78 1.29 0.143																					
37 Angel Guzman, R (8, 1) ERA: 7.71	2.0 10 4 2 2 2 0 0 0 0 0 0 21 33 9.00 2.000																					

Chicago Cubs @ Milwaukee Brewers
Miller Park, Milwaukee, WI
Fri Apr 06 2007, 7:05 PM CDT
Att.: 41,758 - Roof Closed - 60 F

AB	34
R	3
H	5
RBI	3
BB	0
SO	8
LOB	12



Batter	1	2	3	4	5	6	7	8	9	AB	R	H	RBI	BB	SO	LOB	TOP					
12 Alfonso Soriano, R (1, 8) OBP: 0.250, SLG: 0.348	0-1 P3	0-3 K				1-2 2B	3-1 G3-1		1 SAFE 0-3 K	5	0	1	0	0	2	2	Chicago Cubs @ Milwaukee Brewers Miller Park, Milwaukee, WI Sat Apr 07 2007, 12:05 PM CDT Att.: 41,282 - Roof Closed - 59 F					
Cesar Izturis, S (1, 6) OBP: 0.333, SLG: 0.500	1-2 F7		2-0 G4-3		2-1 P5	2-1 25 1B	2-1 2B	1 SAFE 2-0 G6-4-3	5	1	1	0	0	0	2							
25 Derrek Lee, R (1, 3) OBP: 0.478, SLG: 0.524	1-1 2B		2-2 F8			1-2 16 HR	0-2 16 G6-3		4	1	3	1	0	0	0							
16 Aramis Ramirez, R (1, 5) OBP: 0.455, SLG: 0.636	1-2 G4-3		3-1 F9			1 SAFE 1-1 HR	3-2 G6-3		4	1	1	2	0	0	2							
Jacque Jones, L (1, 9) OBP: 0.227, SLG: 0.150		1-0 G1-3		3-1 P4		0-1 FC6-4	1-2 G4-3		4	1	1	0	0	0	1							
19 Matt Murton, R (1, 7) OBP: 0.417, SLG: 0.364		3-2 3B		2-3 K		0-1 FC6-4	0-1 G6-3		4	1	2	0	0	1	0							
Mark DeRosa, R (1, 4) OBP: 0.474, SLG: 0.882	1 SAFE 3-2 1B	1 SAFE 3-2 3B		0-3 K		2-1 FC6-4	2-2 G5-3		4	1	1	1	0	1	2							
24 Henry Blanco, R (1, 2)	0-1 G5-3				2-1 P6	0-1 SF9	0-1 L8		3	0	0	1	0	0	1							
38 Carlos Zambrano, S (1, 1) OBP: 0.200, SLG: 0.200	1-2 1B				0-2 G6-3	0-0 F7			3	0	1	1	0	0	1							
Bob Howry, L (8, 1)									0	0	0	0	0	0	0							
32 Daryle Ward, L (9, PH) OBP: 1.000, SLG: 1.000									1	0	1	0	0	0	0							
2 Ryan Theriot, R (9, PR)									0	0	0	0	0	0	0							
46 Ryan Dempster, R (9, 1)									0	0	0	0	0	0	0							
Inning Stats	R: 0 E: 0 K: 0 S: 12	H: 1 LOB: 1 BB: 0 P: 15	R: 2 E: 0 K: 1 S: 17	H: 3 LOB: 1 BB: 0 P: 25	R: 0 E: 0 K: 0 S: 7	H: 0 LOB: 0 BB: 0 P: 14	R: 0 E: 0 K: 2 S: 8	H: 0 LOB: 0 BB: 0 P: 13	R: 0 E: 0 K: 0 S: 10	H: 1 LOB: 1 BB: 0 P: 15	R: 3 E: 0 K: 0 S: 14	H: 4 LOB: 1 BB: 0 P: 18	R: 1 E: 0 K: 0 S: 13	H: 2 LOB: 1 BB: 0 P: 22	R: 0 E: 0 K: 0 S: 9	H: 0 LOB: 0 BB: 0 P: 11	R: 0 E: 0 K: 1 S: 5	H: 1 LOB: 1 BB: 0 P: 7	1B: 7 2B: 3 3B: 1 HR: 1	SF: 1 SAC: 0 DP: 1 HBP: 0	WP: 0 PB: 0 SB: 0 CS: 0	PA: 38
PITCHER	IP WLS BF H R ER SO BB IBB HBP BLK WP HR S P ERA WHIP																					
15 Ben Sheets, R (1, 1) ERA: 3.6	6.0 L 27 9 5 5 3 0 0 0 0 0 0 1 68 100 7.50 1.500																					
45 Elmer Dessens, R (7, 1) ERA: 4.5	1.0 5 2 1 1 0 0 0 0 0 0 0 0 13 22 9.00 2.000																					
41 Greg Aquino, R (8, 1) ERA:	2.0 6 1 0 0 1 0 0 0 0 0 0 0 14 18 0.00 0.500																					

AB	37
R	6
H	12
RBI	6
BB	0
SO	4
LOB	11



Batter	1	2	3	4	5	6	7	8	9	AB	R	H	RBI	BB	SO	LOB	BOTTOM					
23 Rickie Weeks Jr., R (1, 4) OBP: 0.273, SLG: 0.421	0-3 K			3-2 HR		0-0 G5-3		2-2 P2		4	1	1	1	0	1	0	Chicago Cubs @ Milwaukee Brewers Miller Park, Milwaukee, WI Sat Apr 07 2007, 12:05 PM CDT Att.: 41,282 - Roof Closed - 59 F					
7 J.J. Hardy, R (1, 6) OBP: 0.409, SLG: 0.474	3-3 K			4-2 28 G3-6		3-2 28 2B		1-1 F8		3	1	1	0	1	1	0						
28 Prince Fielder, L (1, 3) OBP: 0.273, SLG: 0.476	1-3 K			0-0 G3-6		2-2 1B		2-3 K		4	0	1	1	0	2	1						
2 Bill Hall, R (1, 8) OBP: 0.286, SLG: 0.500		0-0 G6-3		4-0 1B		3-1 F8		0-2 F9		3	0	0	0	1	0	1						
Johnny Estrada, S (1, 2) OBP: 0.429, SLG: 0.474		2-2 F7		2-2 BB		2-1 F9		1-3 K		4	0	1	0	0	1	1						
Geoff Jenkins, L (1, 7) OBP: 0.429, SLG: 0.769		3-3 K		1-3 1B		2-2 K		1-3 K		4	1	1	1	0	3	2						
1 Corey Hart, R (1, 9) OBP: 0.188, SLG: 0.438				0-1 G6-3		1-2 F9		2-3 HR		3	0	0	0	0	1	0						
Craig Counsell, L (1, 5) OBP: 0.091, SLG: 0.200				0-1 F8		1-0 G4-3		1-1 G3-1		3	0	0	0	0	0	0						
15 Ben Sheets, R (1, 1) ERA: 6.0				0-1 P3		0-0 G6-3		0-2 G4-3		2	0	0	0	0	0	0						
45 Elmer Dessens, R (7, 1) ERA: 3.38										0	0	0	0	0	0	0						
22 Tony Gwynn Jr., L (7, PH)										1	0	0	0	0	0	0						
41 Greg Aquino, R (8, 1) ERA:										0	0	0	0	0	0	0						
Inning Stats	R: 0 E: 0 K: 3 S: 13	H: 0 LOB: 0 BB: 0 P: 17	R: 0 E: 0 K: 1 S: 7	H: 0 LOB: 0 BB: 0 P: 12	R: 0 E: 0 K: 0 S: 6	H: 0 LOB: 0 BB: 0 P: 6	R: 1 E: 0 K: 1 S: 13	H: 2 LOB: 2 BB: 2 P: 28	R: 0 E: 0 K: 0 S: 5	H: 0 LOB: 0 BB: 0 P: 7	R: 1 E: 0 K: 0 S: 12	H: 2 LOB: 1 BB: 0 P: 22	R: 1 E: 0 K: 1 S: 11	H: 1 LOB: 0 BB: 0 P: 17	R: 0 E: 0 K: 1 S: 8	H: 0 LOB: 0 BB: 0 P: 13	R: 0 E: 0 K: 2 S: 10	H: 0 LOB: 0 BB: 0 P: 12	1B: 2 2B: 1 3B: 0 HR: 2	SF: 0 SAC: 0 DP: 1 HBP: 0	WP: 0 PB: 0 SB: 0 CS: 0	PA: 33
PITCHER	IP WLS BF H R ER SO BB IBB HBP BLK WP HR S P ERA WHIP																					
38 Carlos Zambrano, R (1, 1) ERA: 6.0	7.0 W 27 5 3 3 6 2 0 0 0 0 0 0 67 109 3.86 1.000																					
Bob Howry, R (8, 1) ERA: 3.38	1.0 H 3 0 0 0 1 0 0 0 0 0 0 0 8 13 0.00 0.000																					
46 Ryan Dempster, R (9, 1) ERA:	1.0 S 3 0 0 0 2 0 0 0 0 0 0 0 10 12 0.00 0.000																					



Batter	1	2	3	4	5	6	7	8	9	AB	R	H	RBI	BB	SO	LOB	TOP								
Craig Biggio, R (1,4) OBP: 0.267, SLG: 0.467										4	2	2	0	0	1	1	Houston Astros @ Chicago Cubs Wrigley Field, Chicago, IL Mon Apr 09 2007, 1:20 PM CDT Att: 41,388 - Overcast - 39 F								
2 Chris Burke, R (1,8) OBP: 0.321, SLG: 0.375										4	0	1	1	0	1	2									
17 Lance Berkman, S (1,3) OBP: 0.241, SLG: 0.292										3	0	0	1	1	2	1									
45 Carlos Lee, R (1,7) OBP: 0.276, SLG: 0.400										5	1	1	0	0	1	4									
Morgan Ensberg, R (1,5) OBP: 0.250, SLG: 0.261										4	1	2	1	0	1	1									
16 Jason Lane, R (1,9) OBP: 0.154, SLG: 0.385										4	0	0	0	0	1	2									
28 Adam Everett, R (1,6) OBP: 0.364, SLG: 0.550										3	1	1	2	1	0	0									
Humberto Quintero, R (1,2) OBP: 0.286, SLG: 0.167										3	0	0	0	0	1	0									
Woody Williams, R (1,1) OBP: 0.200, SLG: 0.200										3	0	1	0	0	1	3									
Chad Qualls, R (7,1)										0	0	0	0	0	0	0									
Luke Scott, L (8, PH) OBP: 0.333, SLG: 0.588										1	0	1	0	0	0	0									
21 Rick White, R (8,1)										0	0	0	0	0	0	0									
Dan Wheeler, R (9,1)										0	0	0	0	0	0	0									
Inning Stats	R: 1 E: 0 K: 1 S: 9	H: 2 LOB: 1 BB: 0 P: 13	R: 0 E: 0 K: 0 S: 5	H: 0 LOB: 0 BB: 0 P: 7	R: 0 E: 0 K: 2 S: 8	H: 0 LOB: 0 BB: 0 P: 12	R: 1 E: 0 K: 1 S: 20	H: 2 LOB: 3 BB: 1 P: 34	R: 1 E: 0 K: 0 S: 5	H: 1 LOB: 0 BB: 0 P: 5	R: 0 E: 0 K: 0 S: 6	H: 0 LOB: 0 BB: 0 P: 12	R: 0 E: 0 K: 2 S: 12	H: 1 LOB: 3 BB: 1 P: 21	R: 2 E: 0 K: 1 S: 17	H: 3 LOB: 1 BB: 0 P: 25	R: 0 E: 0 K: 2 S: 7	H: 0 LOB: 0 BB: 0 P: 8	1B: 2 2B: 6 3B: 0 HR: 1	SF: 1 SAC: 2 DP: 0 HBP: 1	WP: 2 PB: 0 SB: 0 CS: 0	PA: 40			
PITCHER	IP	WLS	BF	H	R	ER	SO	BB	IBB	HBP	BLK	WP	HR	S	P	ERA	WHIP								
30 Ted Lilly, L (1,1) ERA: 2.77	6.0		27	6	3	3	5	1	0	1	0	1	0	58	90	4.50	1.167								
43 Michael Wuerz, R (7,1) ERA:	1.0		4	0	0	0	1	0	1	0	0	0	0	7	14	0.00	0.000								
Bob Howry, R (8,1) ERA: 7.36	1.0	L	6	3	2	2	1	0	0	0	0	1	1	17	25	18.00	3.000								
46 Ryan Dempster, R (9,1) ERA:	1.0		3	0	0	0	2	0	0	0	0	0	0	7	8	0.00	0.000								

Batter	1	2	3	4	5	6	7	8	9	AB	R	H	RBI	BB	SO	LOB	BOTTOM								
12 Alfonso Soriano, R (1,8) OBP: 0.242, SLG: 0.344										4	1	1	0	0	1	1	Houston Astros @ Chicago Cubs Wrigley Field, Chicago, IL Mon Apr 09 2007, 1:20 PM CDT Att: 41,388 - Overcast - 39 F								
Jacque Jones, L (1,9) OBP: 0.310, SLG: 0.231										4	1	2	0	0	0	1									
25 Derrek Lee, R (1,3) OBP: 0.469, SLG: 0.517										4	0	1	0	0	0	2									
16 Aramis Ramirez, R (1,5) OBP: 0.467, SLG: 0.571										3	1	1	1	1	1	3									
15 Cliff Floyd, L (1,7) OBP: 0.308, SLG: 0.417										4	0	0	0	0	0	5									
46 Ryan Dempster, R (9,1)										0	0	0	0	0	0	0									
Michael Barrett, R (1,2) OBP: 0.320, SLG: 0.273										3	0	2	1	1	0	0									
Mark DeRosa, R (1,4) OBP: 0.346, SLG: 0.625										3	0	0	0	0	0	4									
Bob Howry, L (8,1)										0	0	0	0	0	0	0									
19 Matt Murton, R (9,7) OBP: 0.333, SLG: 0.286										1	0	0	0	0	0	0									
Cesar Izturis, S (1,6) OBP: 0.320, SLG: 0.435										3	0	0	0	1	0	0									
30 Ted Lilly, L (1,1)										2	0	0	0	0	0	0									
43 Michael Wuerz, R (7,1) ERA:										0	0	0	0	0	0	0									
2 Ryan Theriot, R (7,4)										1	0	0	0	0	1	1									
32 Daryle Ward, L (8, PH) OBP: 0.500, SLG: 0.333										1	0	0	0	0	0	0									
Inning Stats	R: 0 E: 0 K: 1 S: 13	H: 2 LOB: 2 BB: 0 P: 17	R: 0 E: 0 K: 0 S: 5	H: 1 LOB: 0 BB: 0 P: 10	R: 0 E: 0 K: 1 S: 12	H: 0 LOB: 0 BB: 0 P: 17	R: 0 E: 0 K: 0 S: 12	H: 0 LOB: 2 BB: 1 P: 18	R: 0 E: 0 K: 0 S: 10	H: 0 LOB: 0 BB: 0 P: 16	R: 2 E: 0 K: 0 S: 13	H: 3 LOB: 1 BB: 0 P: 18	R: 1 E: 1 K: 1 S: 12	H: 1 LOB: 1 BB: 1 P: 20	R: 0 E: 0 K: 0 S: 6	H: 0 LOB: 0 BB: 1 P: 14	R: 0 E: 0 K: 0 S: 7	H: 0 LOB: 0 BB: 0 P: 13	1B: 6 2B: 1 3B: 0 HR: 0	SF: 0 SAC: 0 DP: 2 HBP: 0	WP: 0 PB: 0 SB: 1 CS: 0	PA: 36			
PITCHER	IP	WLS	BF	H	R	ER	SO	BB	IBB	HBP	BLK	WP	HR	S	P	ERA	WHIP								
Woody Williams, R (1,1) ERA: 4.22	6.0		25	6	2	2	2	1	0	0	0	0	0	65	96	3.00	1.167								
Chad Qualls, R (7,1) ERA: 6.0	1.0	W	5	1	1	0	1	1	0	0	0	0	0	12	20	0.00	2.000								
21 Rick White, R (8,1) ERA:	1.0	H	3	0	0	0	0	1	0	0	0	0	0	6	14	0.00	1.000								
Dan Wheeler, R (9,1) ERA: 6.0	1.0	S	3	0	0	0	0	0	0	0	0	0	0	7	13	0.00	0.000								

AB	34
R	5
H	9
RBI	5
BB	2
SO	9
LOB	14



AB	33
R	3
H	7
RBI	2
BB	3
SO	3
LOB	17



Batter	1	2	3	4	5	6	7	8	9	AB	R	H	RBI	BB	SO	LOB	TOP				
Craig Biggio, R OBP: 0.228, SLG: 0.400	G6-3	K			E6 45 BB G4-3	K		F8		5	1	0	0	0	2	3					
Morgan Ensberg, R OBP: 0.241, SLG: 0.286	17 1B 45 1B 2B		F7		G6-3	G6-3			K	5	1	1	0	0	1	2					
17 Lance Berkman, S OBP: 0.294, SLG: 0.296	45 1B 2B				G4-3 45 BB				G4-3	3	1	1	0	2	1	0					
45 Carlos Lee, R OBP: 0.313, SLG: 0.414	2B				G4-3				F9	4	1	2	1	1	1	1					
Luke Scott, L OBP: 0.318, SLG: 0.571	1B		G6-3		G4-3					4	0	1	3	0	0	4					
2 Chris Burke, R OBP: 0.313, SLG: 0.333	K				E6 G4-3 28 E				G5-3	3	0	0	0	1	1	1					
28 Adam Everett, R OBP: 0.346, SLG: 0.500	G6-3				FC1 G4-3	P3				4	0	1	0	0	0	5					
Brad Ausmus, R OBP: 0.429, SLG: 0.353			G4-3		G4-3				L6	4	0	1	0	0	0	3					
43 Chris Sampson, R Orlando Palmeiro, L 21 Rick White, R Mike Lamb, L Chad Qualls, R Dan Wheeler, R	F7				G6-3					2	0	0	0	0	0	0					
Inning Stats	R: 3 E: 0 K: 1 S: 13	H: 4 LOB: 1 BB: 0 P: 22	R: 0 E: 0 K: 1 S: 7	H: 0 LOB: 0 BB: 0 P: 11	R: 0 E: 0 K: 1 S: 8	H: 0 LOB: 1 BB: 1 P: 18	R: 0 E: 2 K: 0 S: 6	H: 0 LOB: 1 BB: 0 P: 11	R: 1 E: 0 K: 0 S: 13	H: 0 LOB: 3 BB: 3 P: 29	R: 0 E: 0 K: 1 S: 9	H: 1 LOB: 0 BB: 0 P: 14	R: 0 E: 0 K: 0 S: 9	H: 1 LOB: 2 BB: 1 P: 15	R: 0 E: 0 K: 1 S: 6	H: 0 LOB: 0 BB: 0 P: 10	1B: 4 2B: 3 3B: 0 HR: 0	SF: 0 SAC: 0 DP: 2 HBP: 0	WP: 1 PB: 0 SB: 0 CS: 0	PA: 40	
PITCHER	IP	WLS	BF	H	R	ER	SO	BB	IBB	HBP	BLK	WP	HR	S	P	ERA	WHIP				
Jason Marquis, R ERA: 3.27	5.0	L	25	4	4	3	3	4	0	0	0	0	0	47	91	5.40	1.600				
37 Angel Guzman, R ERA: 3.35	3.0		12	3	0	0	2	1	0	0	0	1	0	26	40	0.00	1.333				
47 Scott Eyre, L ERA: 15.0	1.0		3	0	0	0	1	0	0	0	0	0	0	6	10	0.00	0.000				

Houston Astros @ Chicago Cubs
Wrigley Field, Chicago, IL
Tue Apr 10 2007, 1:20 PM CDT
Att: 35,924 - Sunny - 47 F

AB	35
R	4
H	7
RBI	4
BB	5
SO	6
LOB	21



Batter	1	2	3	4	5	6	7	8	9	AB	R	H	RBI	BB	SO	LOB	BOTTOM					
12 Alfonso Soriano, R OBP: 0.243, SLG: 0.314	G4-6-3 HBP		F8		K			G3		3	0	0	0	0	1	1						
Jacque Jones, L OBP: 0.303, SLG: 0.267	G4-6-3				G3			G4-3		4	1	1	0	0	0	1						
25 Derrek Lee, R OBP: 0.472, SLG: 0.515	P3				15 1B			K		4	1	2	1	0	1	0						
16 Aramis Ramirez, R OBP: 0.441, SLG: 0.531					F8			G6-3		4	0	1	0	0	1	2						
15 Cliff Floyd, L OBP: 0.353, SLG: 0.438	FC4-6							L8		4	0	2	0	0	0	1						
Michael Barrett, R OBP: 0.276, SLG: 0.231	F9				F9			G1-3		4	0	0	0	0	1	5						
Mark DeRosa, R OBP: 0.333, SLG: 0.571	K				G6-3			L1		4	0	1	1	0	1	1						
Cesar Izturis, S OBP: 0.321, SLG: 0.400					G6-3			E4 32 G4-6-3		2	0	0	0	1	0	0						
19 Matt Murton, R OBP: 0.313, SLG: 0.267								P3		1	0	0	0	0	0	2						
Jason Marquis, L					K			G4-6-3		1	0	0	0	0	1	0						
2 Ryan Theriot, R										1	0	0	0	0	0	1						
37 Angel Guzman, R										0	0	0	0	0	0	0						
32 Danyele Ward, L										1	0	0	0	0	0	1						
47 Scott Eyre, L										0	0	0	0	0	0	0						
Inning Stats	R: 0 E: 0 K: 0 S: 5	H: 0 LOB: 0 BB: 0 P: 11	R: 0 E: 0 K: 1 S: 11	H: 1 LOB: 1 BB: 0 P: 15	R: 0 E: 0 K: 1 S: 9	H: 0 LOB: 0 BB: 0 P: 10	R: 0 E: 0 K: 0 S: 6	H: 2 LOB: 2 BB: 0 P: 11	R: 0 E: 0 K: 1 S: 9	H: 0 LOB: 1 BB: 1 P: 17	R: 0 E: 0 K: 1 S: 8	H: 0 LOB: 0 BB: 0 P: 11	R: 0 E: 0 K: 0 S: 6	H: 0 LOB: 0 BB: 0 P: 9	R: 0 E: 1 K: 0 S: 9	H: 0 LOB: 0 BB: 0 P: 13	R: 2 E: 0 K: 2 S: 23	H: 4 LOB: 2 BB: 0 P: 30	1B: 6 2B: 1 3B: 0 HR: 0	SF: 0 SAC: 0 DP: 2 HBP: 1	WP: 0 PB: 0 SB: 0 CS: 0	PA: 35
PITCHER	IP	WLS	BF	H	R	ER	SO	BB	IBB	HBP	BLK	WP	HR	S	P	ERA	WHIP					
43 Chris Sampson, R ERA	5.0	W	19	3	0	0	3	1	0	0	0	0	0	40	64	0.00	0.800					
21 Rick White, R ERA	2.0		6	0	0	0	1	0	0	0	0	0	0	14	20	0.00	0.000					
Chad Qualls, R ERA: 4.5	1.0		3	0	0	0	0	0	0	0	0	0	0	9	13	0.00	0.000					
Dan Wheeler, R ERA: 9.0	1.0		7	4	2	2	2	0	0	0	0	0	0	23	30	18.00	4.000					

Houston Astros @ Chicago Cubs
Wrigley Field, Chicago, IL
Tue Apr 10 2007, 1:20 PM CDT
Att: 35,924 - Sunny - 47 F

AB	33
R	2
H	7
RBI	2
BB	1
SO	6
LOB	15



Batter	1	2	3	4	5	6	7	8	9	AB	R	H	RBI	BB	SO	LOB	TOP			
6 Ryan Freel, R OBP: 0.385, SLG: 0.333										3	0	1	0	1	0	0	Cincinnati Reds @ Chicago Cubs Wrigley Field, Chicago, IL Sat Apr 14, 2007, 12:05 PM CDT Att: 38,598 - Cloudy - 46 F			
4 Brandon Phillips, R OBP: 0.262, SLG: 0.366										4	0	1	0	0	1	3				
Adam Dunn, L OBP: 0.396, SLG: 0.628										4	0	1	0	0	2	3				
Jeff Conine, R OBP: 0.391, SLG: 0.667										4	0	1	0	0	0	1				
Ken Griffey Jr., L OBP: 0.409, SLG: 0.286										3	0	1	0	1	0	1				
12 Edwin Encarnación, R OBP: 0.326, SLG: 0.222										3	0	0	0	1	1	3				
9 Juan Castro, R OBP: 0.231, SLG: 0.250										3	0	0	0	1	2	3				
26 David Ross, R OBP: 0.087, SLG: 0.095										3	0	1	0	0	2	2				
61 Bronson Arroyo, R OBP: 0.143, SLG: 0.143										2	0	0	0	0	1	0				
40 Jon Coutlangus, L Victor Santos, R Scott Hatteberg, L 35 Kirk Saarloos, R										0	0	0	0	0	0	0				
Inning Stats	R: 0 E: 0 K: 1 S: 7	H: 0 LOB: 0 BB: 0 P: 10	R: 0 E: 0 K: 1 S: 15	H: 1 LOB: 2 BB: 2 P: 29	R: 0 E: 0 K: 0 S: 7	H: 0 LOB: 0 BB: 1 P: 14	R: 0 E: 0 K: 0 S: 8	H: 1 LOB: 2 BB: 1 P: 13	R: 0 E: 0 K: 2 S: 6	H: 0 LOB: 0 BB: 0 P: 7	R: 0 E: 0 K: 1 S: 7	H: 0 LOB: 0 BB: 0 P: 12	R: 0 E: 0 K: 2 S: 13	H: 2 LOB: 2 BB: 0 P: 20	R: 0 E: 0 K: 2 S: 9	H: 1 LOB: 1 BB: 0 P: 10	1B: 6 2B: 0 3B: 0 HR: 0	SF: 0 SAC: 0 DP: 2 HBP: 0	WP: 0 PB: 0 SB: 2 CS: 1	PA: 35
PITCHER	IP WLS BF H R ER SO BB IBB HBP BLK WP HR S P ERA WHIP																			
53 Rich Hill, L ERA: 0.64	7.0 W 25 3 0 0 5 4 0 0 0 0 0 0 58 95 0.00 1.000																			
Bob Howry, R ERA: 4.75	1.0 5 2 0 0 2 0 0 0 0 0 0 0 13 20 0.00 2.000																			
46 Ryan Dempster, R ERA:	1.0 4 1 0 0 2 0 0 0 0 0 0 0 9 10 0.00 1.000																			

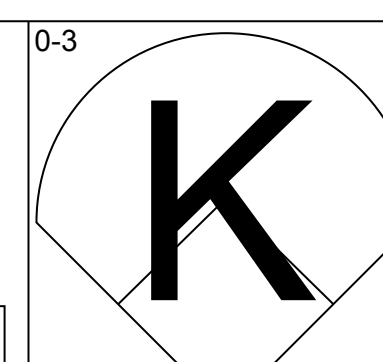
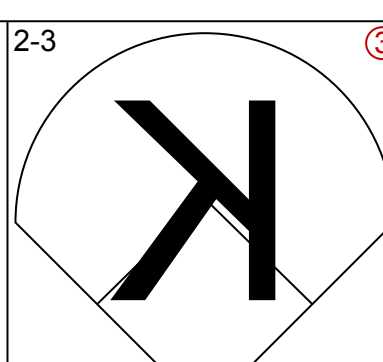
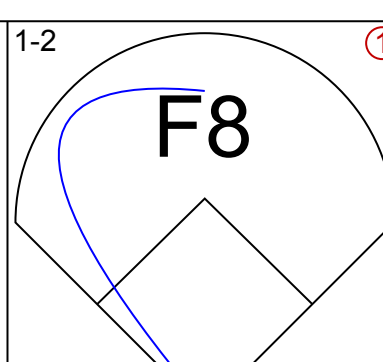
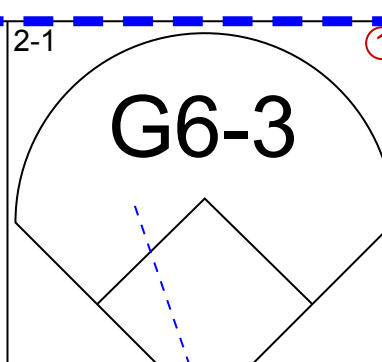
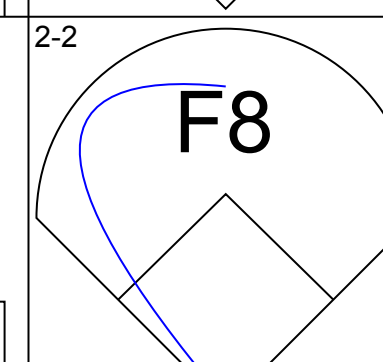
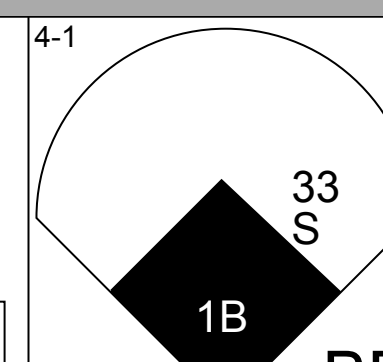
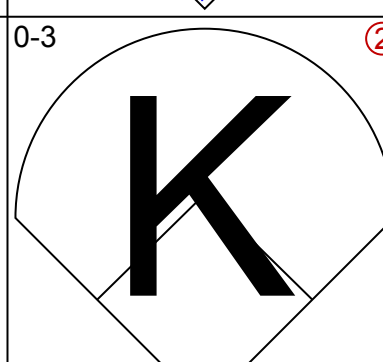
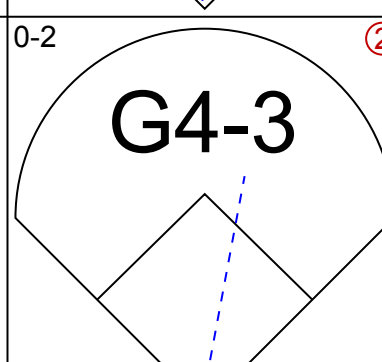
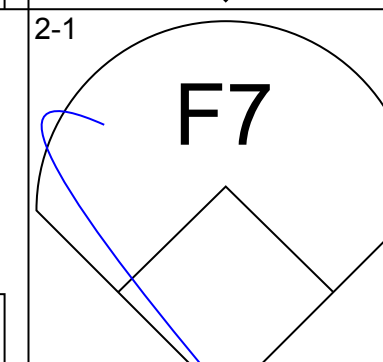
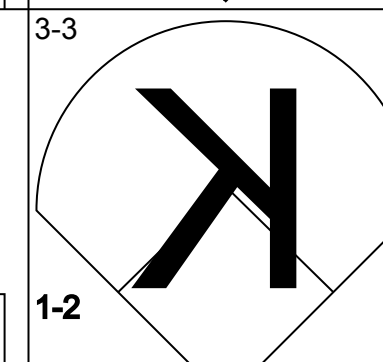
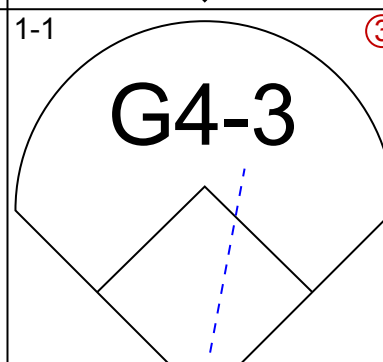
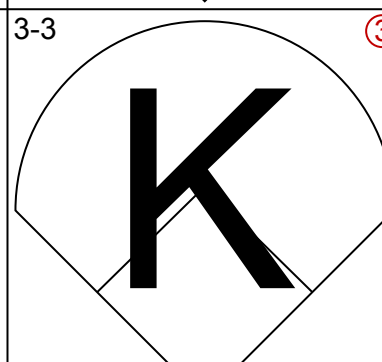
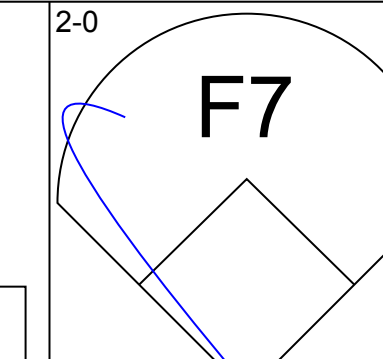
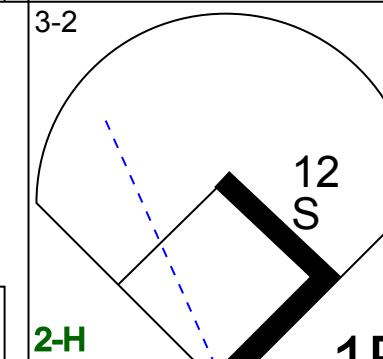
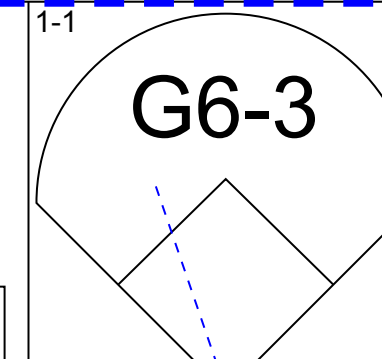
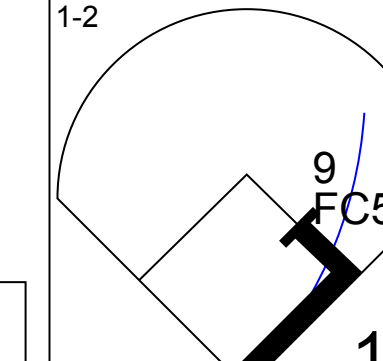
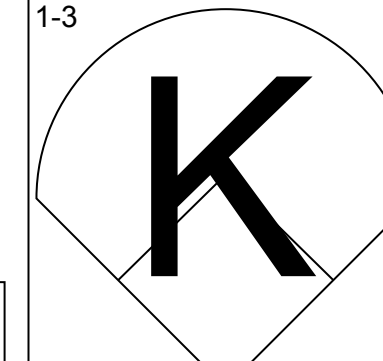
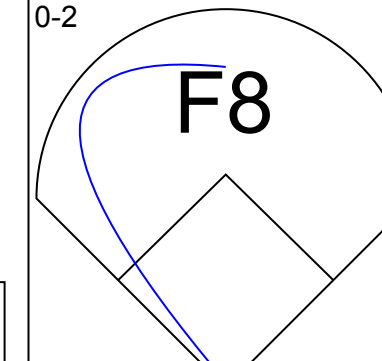
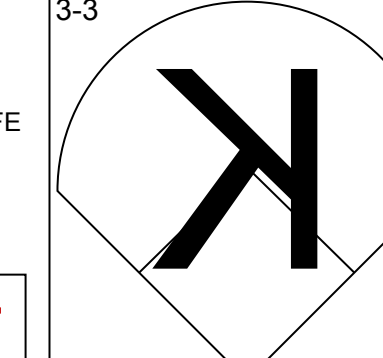
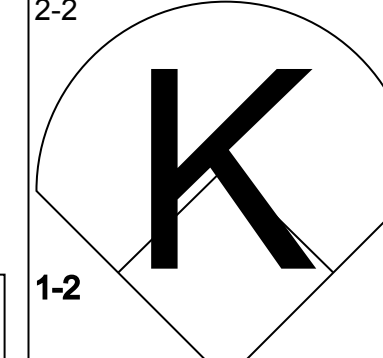
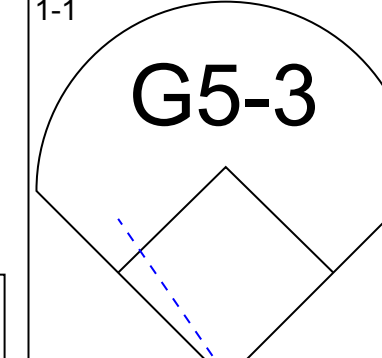
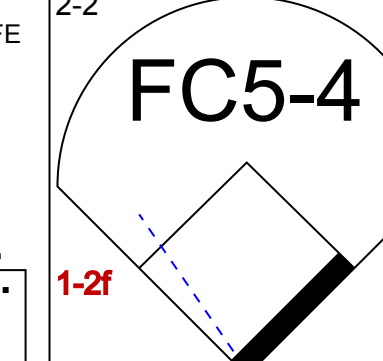
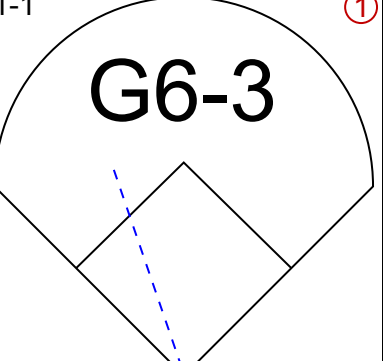
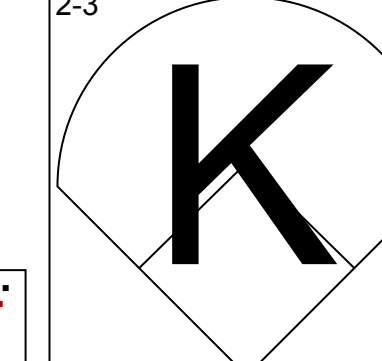
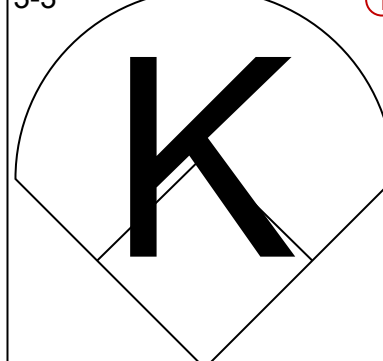
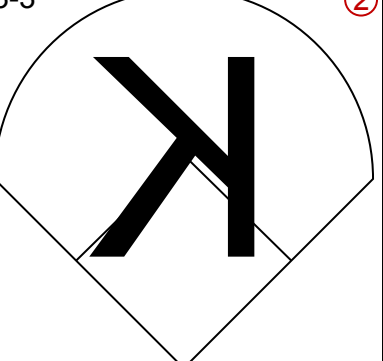
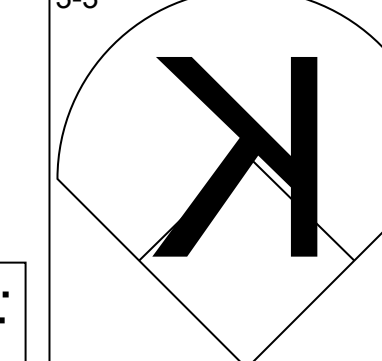
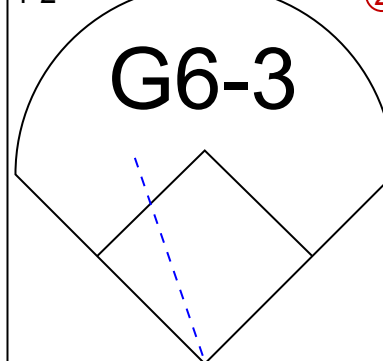
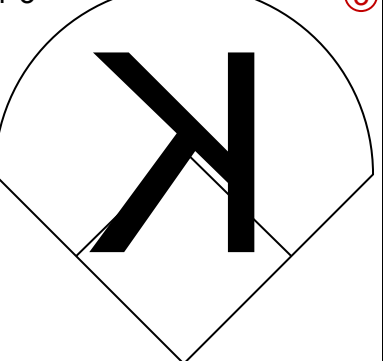
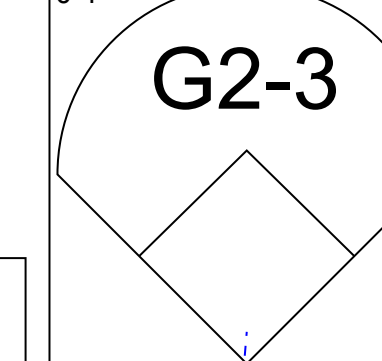
Cincinnati Reds @ Chicago Cubs
 Wrigley Field, Chicago, IL
 Sat Apr 14, 2007, 12:05 PM CDT
 Att: 38,598 - Cloudy - 46 F

AB 30
 R 0
 H 6
 RBI 0
 BB 4
 SO 9
 LOB 17

Batter	1	2	3	4	5	6	7	8	9	AB	R	H	RBI	BB	SO	LOB	BOTTOM			
12 Alfonso Soriano, R OBP: 0.283, SLG: 0.349										4	1	2	1	0	1	1	Cincinnati Reds @ Chicago Cubs Wrigley Field, Chicago, IL Sat Apr 14, 2007, 12:05 PM CDT Att: 38,598 - Cloudy - 46 F			
2 Ryan Theriot, R OBP: 0.368, SLG: 0.294										3	1	2	1	0	1	0				
Jacque Jones, L OBP: 0.357, SLG: 0.297										3	1	1	0	1	1	1				
25 Derrek Lee, R OBP: 0.444, SLG: 0.512										3	0	1	3	1	0	1				
Michael Barrett, R OBP: 0.368, SLG: 0.281										2	1	1	0	2	0	2				
15 Cliff Floyd, L OBP: 0.346, SLG: 0.400										4	2	1	0	0	0	3				
Bob Howry, L 46 Ryan Dempster, R										0	0	0	0	0	0	0				
5 Ronny Cedeno, R OBP: 0.077, SLG: 0.333										2	0	0	1	0	0	0				
Cesar Izturis, S OBP: 0.294, SLG: 0.355										3	0	1	1	0	0	1				
53 Rich Hill, L 32 Darvle Ward, L 19 Matt Murton, R										2	0	0	0	0	1	1				
Inning Stats	R: 0 E: 0 K: 2 S: 9	H: 1 LOB: 1 BB: 0 P: 12	R: 0 E: 0 K: 0 S: 7	H: 0 LOB: 1 BB: 1 P: 14	R: 0 E: 0 K: 1 S: 9	H: 1 LOB: 0 BB: 0 P: 13	R: 0 E: 0 K: 1 S: 8	H: 0 LOB: 0 BB: 0 P: 14	R: 2 E: 0 K: 0 S: 11	H: 2 LOB: 0 BB: 0 P: 15	R: 0 E: 0 K: 0 S: 11	H: 2 LOB: 2 BB: 1 P: 16	R: 5 E: 1 K: 0 S: 16	H: 3 LOB: 3 BB: 3 P: 36	R: 0 E: 0 K: 0 S: 6	H: 0 LOB: 0 BB: 0 P: 9	1B: 8 2B: 1 3B: 0 HR: 0	SF: 1 SAC: 3 DP: 2 HBP: 0	WP: 1 PB: 0 SB: 0 CS: 0	PA: 36
PITCHER	IP WLS BF H R ER SO BB IBB HBP BLK WP HR S P ERA WHIP																			
61 Bronson Arroyo, R ERA: 3.48	6.2 L 29 8 6 3 4 2 1 0 0 0 0 0 65 104 4.05 1.500																			
40 Jon Coutlangus, L ERA: 6.75	0.0 1 0 0 0 0 1 0 0 0 0 0 0 3 7 ∞ ∞																			
Victor Santos, R ERA:	0.1 3 1 1 0 0 1 0 0 0 0 0 0 3 9 0.00 6.000																			
35 Kirk Saarloos, R ERA: 1.59	1.0 3 0 0 0 0 0 0 0 0 0 0 0 6 9 0.00 0.000																			

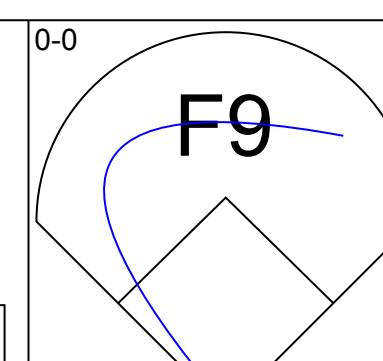
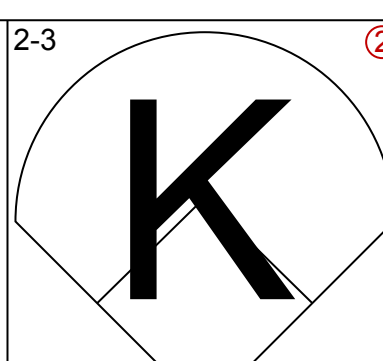
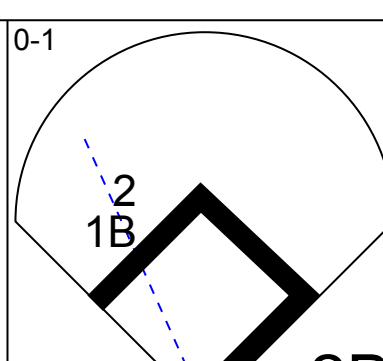
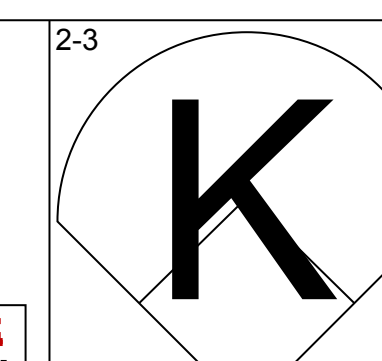
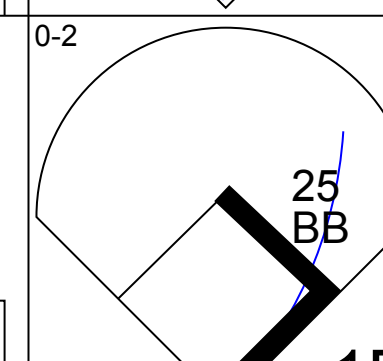
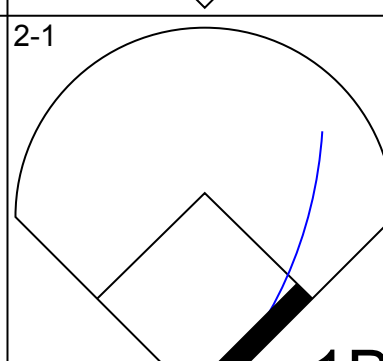
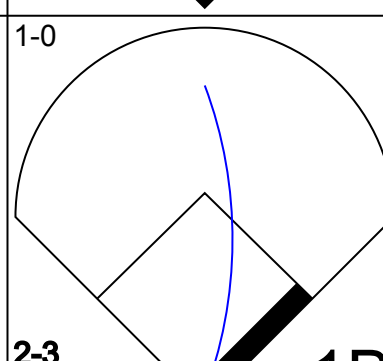
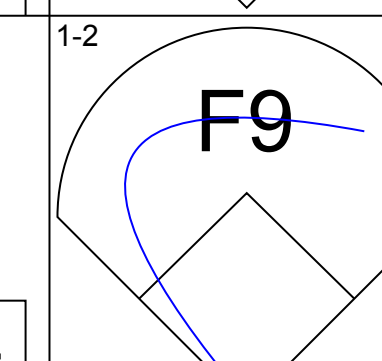
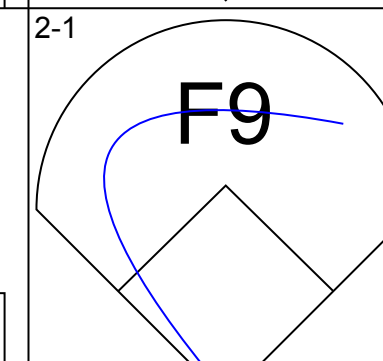
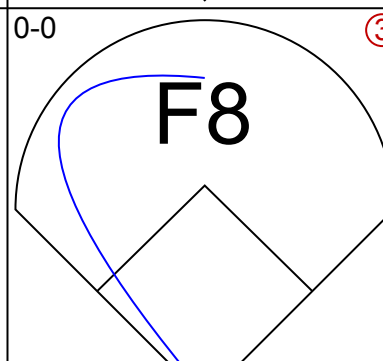
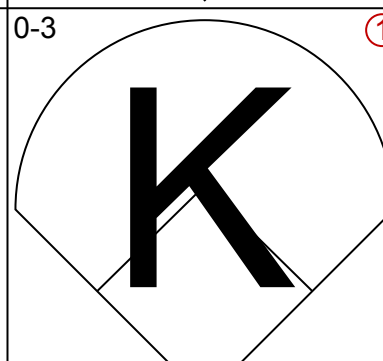
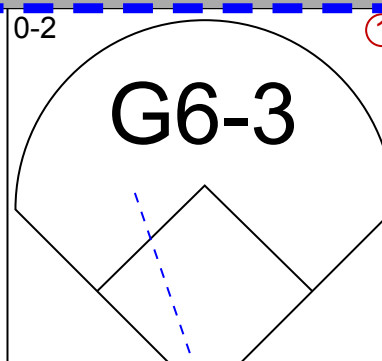
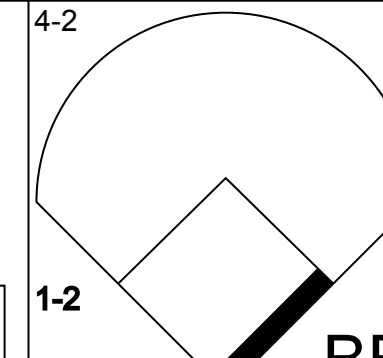
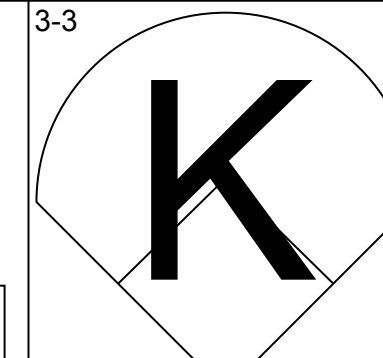
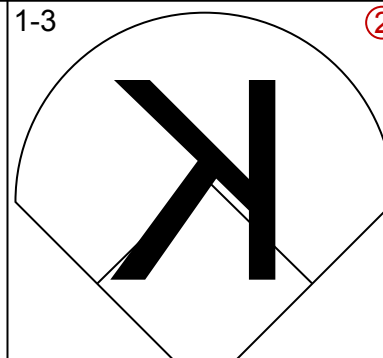
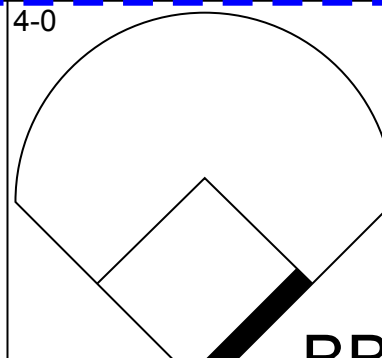
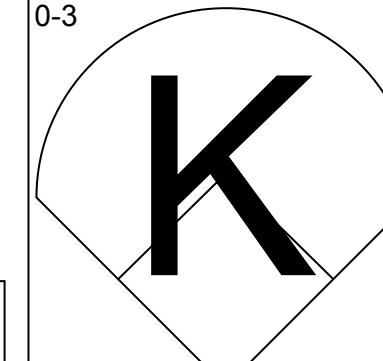
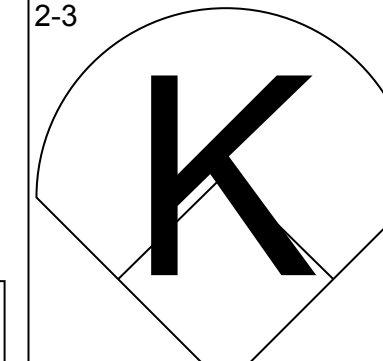
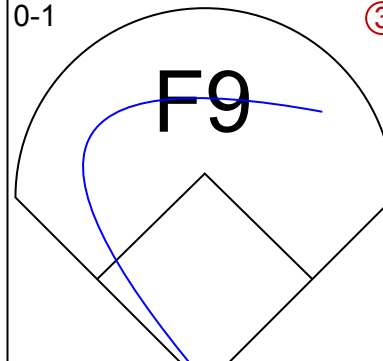
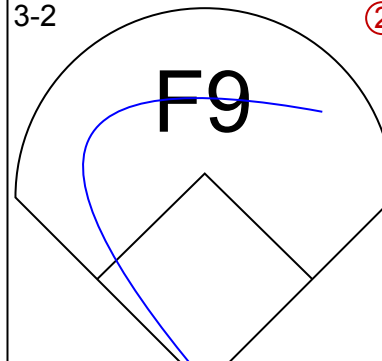
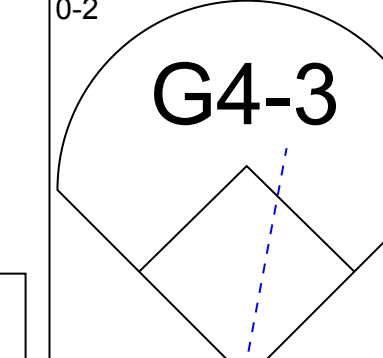
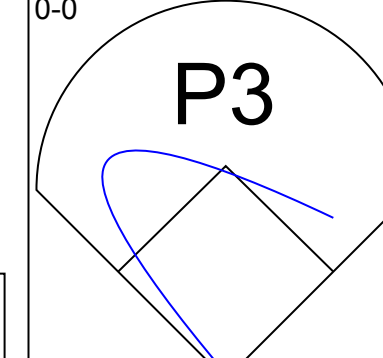
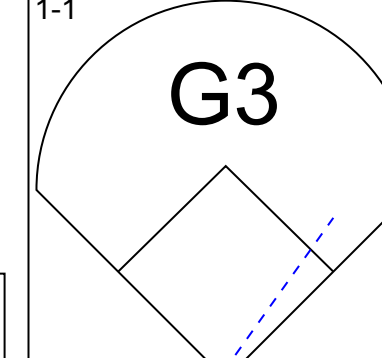
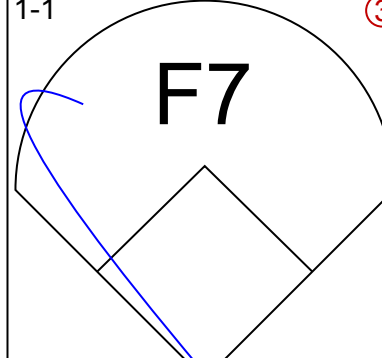
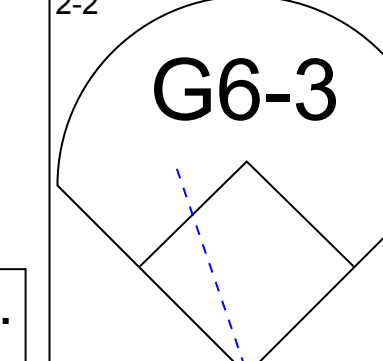
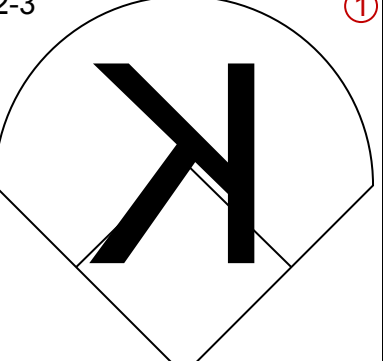
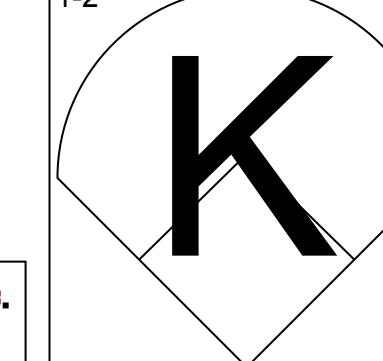
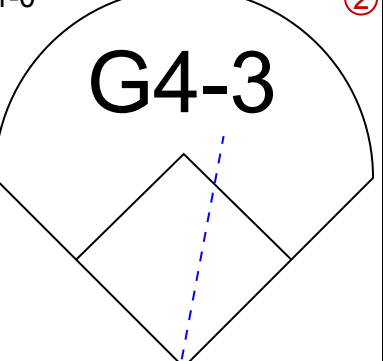
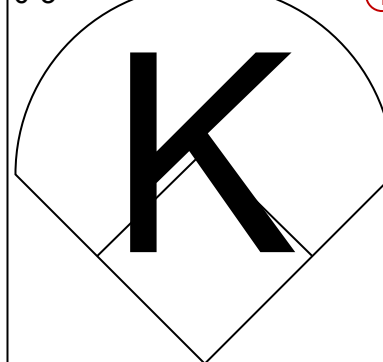
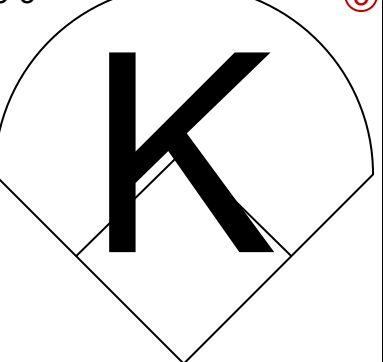
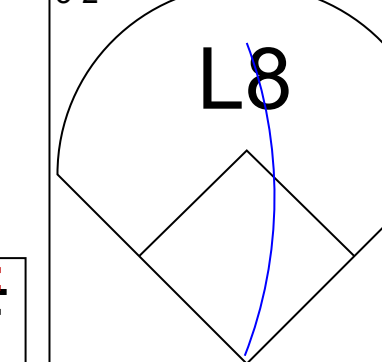
Cincinnati Reds @ Chicago Cubs
 Wrigley Field, Chicago, IL
 Sat Apr 14, 2007, 12:05 PM CDT
 Att: 38,598 - Cloudy - 46 F

AB 27
 R 7
 H 9
 RBI 7
 BB 5
 SO 4
 LOB 10

Batter	1	2	3	4	5	6	7	8	9	AB	R	H	RBI	BB	SO	LOB	TOP			
6 Ryan Freel, R OBP: 0.349, SLG: 0.297										4	0	0	0	0	2	0	Cincinnati Reds @ Chicago Cubs Wrigley Field, Chicago, IL Sun Apr 15 2007, 1:20 PM CDT Att: 39,820 - Sunny - 50 F			
4 Brandon Phillips, R OBP: 0.268, SLG: 0.341										3	1	0	0	1	1	0				
33 Josh Hamilton, L OBP: 0.381, SLG: 0.647										4	0	0	0	0	2	1				
Jeff Conine, R OBP: 0.385, SLG: 0.625										3	0	1	1	0	0	0				
Ken Griffey Jr., L OBP: 0.404, SLG: 0.289										3	0	1	0	0	1	1				
12 Edwin Encarnación, R OBP: 0.304, SLG: 0.205										3	0	0	0	0	2	2				
9 Juan Castro, R OBP: 0.188, SLG: 0.200										3	0	0	0	0	1	1				
26 David Ross, R OBP: 0.077, SLG: 0.083										3	0	0	0	0	3	0				
Kyle Lohse, R OBP: 0.400, SLG: 0.250										3	0	0	0	0	1	0				
29 Mike Stanton, L										0	0	0	0	0	0	0				
25 David Weathers, R										0	0	0	0	0	0	0				
Inning Stats	R: 0 E: 0 K: 1 S: 10	H: 0 LOB: 0 BB: 0 P: 14	R: 0 E: 0 K: 1 S: 11	H: 1 LOB: 1 BB: 0 P: 19	R: 0 E: 0 K: 2 S: 12	H: 0 LOB: 0 BB: 0 P: 18	R: 1 E: 0 K: 3 S: 14	H: 1 LOB: 1 BB: 1 P: 27	R: 0 E: 0 K: 2 S: 8	H: 0 LOB: 0 BB: 0 P: 13	R: 0 E: 0 K: 0 S: 7	H: 0 LOB: 0 BB: 0 P: 9	R: 0 E: 0 K: 1 S: 8	H: 0 LOB: 0 BB: 0 P: 13	R: 0 E: 0 K: 1 S: 10	H: 0 LOB: 0 BB: 0 P: 15	1B: 2 2B: 0 3B: 0 HR: 0	SF: 0 SAC: 0 DP: 0 HBP: 0	WP: 0 PB: 0 SB: 2 CS: 0	PA: 30
PITCHER	IP WLS BF H R ER SO BB IBB HBP BLK WP HR S P ERA WHIP	IP WLS BF H R ER SO BB IBB HBP BLK WP HR S P ERA WHIP	IP WLS BF H R ER SO BB IBB HBP BLK WP HR S P ERA WHIP	IP WLS BF H R ER SO BB IBB HBP BLK WP HR S P ERA WHIP	IP WLS BF H R ER SO BB IBB HBP BLK WP HR S P ERA WHIP	IP WLS BF H R ER SO BB IBB HBP BLK WP HR S P ERA WHIP	IP WLS BF H R ER SO BB IBB HBP BLK WP HR S P ERA WHIP	IP WLS BF H R ER SO BB IBB HBP BLK WP HR S P ERA WHIP	IP WLS BF H R ER SO BB IBB HBP BLK WP HR S P ERA WHIP	IP WLS BF H R ER SO BB IBB HBP BLK WP HR S P ERA WHIP	IP WLS BF H R ER SO BB IBB HBP BLK WP HR S P ERA WHIP	IP WLS BF H R ER SO BB IBB HBP BLK WP HR S P ERA WHIP	IP WLS BF H R ER SO BB IBB HBP BLK WP HR S P ERA WHIP	IP WLS BF H R ER SO BB IBB HBP BLK WP HR S P ERA WHIP	IP WLS BF H R ER SO BB IBB HBP BLK WP HR S P ERA WHIP	IP WLS BF H R ER SO BB IBB HBP BLK WP HR S P ERA WHIP	IP WLS BF H R ER SO BB IBB HBP BLK WP HR S P ERA WHIP	IP WLS BF H R ER SO BB IBB HBP BLK WP HR S P ERA WHIP	IP WLS BF H R ER SO BB IBB HBP BLK WP HR S P ERA WHIP	IP WLS BF H R ER SO BB IBB HBP BLK WP HR S P ERA WHIP
30 Ted Lilly, L ERA: 2.37	6.0	21	2	1	1	10	1	0	0	0	0	0	0	0	0	0	1.50	0.500		
43 Michael Wuertz, R ERA	2.0	6	0	0	0	2	0	0	0	0	0	0	0	0	0	0	0.00	0.000		
46 Ryan Dempster, R ERA	1.0	3	0	0	0	1	0	0	0	0	0	0	0	0	0	0	0.00	0.000		

AB	29
R	1
H	2
RBI	1
BB	1
SO	13
LOB	5



Batter	1	2	3	4	5	6	7	8	9	AB	R	H	RBI	BB	SO	LOB	BOTTOM					
12 Alfonso Soriano, R OBP: 0.280, SLG: 0.362										4	0	1	0	0	2	0	Cincinnati Reds @ Chicago Cubs Wrigley Field, Chicago, IL Sun Apr 15 2007, 1:20 PM CDT Att: 39,820 - Sunny - 50 F					
2 Ryan Theriot, R OBP: 0.435, SLG: 0.381										4	0	3	0	0	0	0						
Jacque Jones, L OBP: 0.326, SLG: 0.268										4	0	0	0	0	1	4						
25 Derrek Lee, R OBP: 0.449, SLG: 0.488										2	0	0	0	2	2	2						
Michael Barrett, R OBP: 0.333, SLG: 0.250										4	0	0	0	0	2	5						
15 Cliff Floyd, L OBP: 0.300, SLG: 0.345										4	0	0	0	0	0	1						
Mark DeRosa, R OBP: 0.286, SLG: 0.485										3	0	0	0	0	2	0						
Cesar Izturis, S OBP: 0.270, SLG: 0.324										3	0	0	0	0	1	0						
30 Ted Lilly, L										2	0	0	0	0	2	0						
43 Michael Wuertz, R										0	0	0	0	0	0	0						
19 Matt Murton, R OBP: 0.278, SLG: 0.235										1	0	0	0	0	0	0						
46 Ryan Dempster, R										0	0	0	0	0	0	0						
Inning Stats	R: 0 E: 0 K: 1 S: 12	H: 1 LOB: 2 BB: 1 P: 18	R: 0 E: 0 K: 1 S: 12	H: 0 LOB: 0 BB: 0 P: 15	R: 0 E: 0 K: 2 S: 10	H: 1 LOB: 1 BB: 0 P: 14	R: 0 E: 0 K: 2 S: 7	H: 0 LOB: 0 BB: 0 P: 12	R: 0 E: 0 K: 2 S: 8	H: 0 LOB: 0 BB: 0 P: 14	R: 0 E: 0 K: 2 S: 11	H: 2 LOB: 2 BB: 0 P: 13	R: 0 E: 0 K: 1 S: 7	H: 0 LOB: 0 BB: 0 P: 10	R: 0 E: 0 K: 1 S: 12	H: 0 LOB: 0 BB: 0 P: 18	R: 0 E: 0 K: 0 S: 9	H: 0 LOB: 1 BB: 1 P: 17	1B: 3 2B: 1 3B: 0 HR: 0	SF: 0 SAC: 0 DP: 0 HBP: 0	WP: 0 PB: 0 SB: 0 CS: 0	PA: 33
PITCHER	IP WLS BF H R ER SO BB IBB HBP BLK WP HR S P ERA WHIP	IP WLS BF H R ER SO BB IBB HBP BLK WP HR S P ERA WHIP	IP WLS BF H R ER SO BB IBB HBP BLK WP HR S P ERA WHIP	IP WLS BF H R ER SO BB IBB HBP BLK WP HR S P ERA WHIP	IP WLS BF H R ER SO BB IBB HBP BLK WP HR S P ERA WHIP	IP WLS BF H R ER SO BB IBB HBP BLK WP HR S P ERA WHIP	IP WLS BF H R ER SO BB IBB HBP BLK WP HR S P ERA WHIP	IP WLS BF H R ER SO BB IBB HBP BLK WP HR S P ERA WHIP	IP WLS BF H R ER SO BB IBB HBP BLK WP HR S P ERA WHIP	IP WLS BF H R ER SO BB IBB HBP BLK WP HR S P ERA WHIP	IP WLS BF H R ER SO BB IBB HBP BLK WP HR S P ERA WHIP	IP WLS BF H R ER SO BB IBB HBP BLK WP HR S P ERA WHIP	IP WLS BF H R ER SO BB IBB HBP BLK WP HR S P ERA WHIP	IP WLS BF H R ER SO BB IBB HBP BLK WP HR S P ERA WHIP	IP WLS BF H R ER SO BB IBB HBP BLK WP HR S P ERA WHIP	IP WLS BF H R ER SO BB IBB HBP BLK WP HR S P ERA WHIP	IP WLS BF H R ER SO BB IBB HBP BLK WP HR S P ERA WHIP	IP WLS BF H R ER SO BB IBB HBP BLK WP HR S P ERA WHIP	IP WLS BF H R ER SO BB IBB HBP BLK WP HR S P ERA WHIP	IP WLS BF H R ER SO BB IBB HBP BLK WP HR S P ERA WHIP		
Kyle Lohse, R ERA: 2.53	8.0	29	4	0	0	12	1	0	0	0	0	0	0	0	0	0	0.00	0.625				
29 Mike Stanton, L ERA	0.1	H	1	0	0	0	0	0	0	0	0	3	3	0.00	0.000							
25 David Weathers, R ERA: 2.45	0.2	S	3	0	0	0	1	0	0	0	0	6	14	0.00	1.500							

AB	31
R	0
H	4
RBI	0
BB	2
SO	12
LOB	12



Batter	1	2	3	4	5	6	7	8	9	AB	R	H	RBI	BB	SO	LOB	TOP				
22 Marcus Giles, R OBP: 0.397, SLG: 0.480	F8		F8		F9		K		HR	5	1	1	3	0	1	3					
Geoff Blum, S OBP: 0.125, SLG: 0.143	F8		K		G6-3		G3-1		P6	5	0	0	0	0	1	3					
24 Brian Giles, L 18 Paul McNulty, L OBP: 0.333, SLG: 0.286	G4-3			BB		K				2	0	0	0	1	1	0					
23 Adrián González, L OBP: 0.298, SLG: 0.442		G4-3		F8		K				4	0	0	0	0	2	1					
8 Terrel Sledge, L OBP: 0.483, SLG: 0.455		K		F7		BB				3	0	0	0	1	2	1					
34 Russell Branyan, L 21 Heath Bell, R Rob Bowen, S OBP: 0.222, SLG: 0.278				FC6		BB				2	0	1	0	1	0	1					
José Cruz Jr., S OBP: 0.385, SLG: 0.708						1B				2	0	1	0	0	0	0					
Pete Laforest, L OBP: 0.625, SLG: 0.667				BB						3	1	2	0	1	0	1					
52 Clay Hensley, R 39 Mike Thompson, R 5 Kevin Kouzmanoff, R OBP: 0.194, SLG: 0.285				K						2	0	1	1	0	1	1					
Inning Stats	R: 0 E: 0 K: 0 S: 9	H: 0 LOB: 0 BB: 0 P: 15	R: 0 E: 0 K: 1 S: 12	H: 0 LOB: 1 BB: 1 P: 21	R: 0 E: 0 K: 2 S: 9	H: 0 LOB: 1 BB: 1 P: 14	R: 0 E: 0 K: 0 S: 10	H: 0 LOB: 1 BB: 1 P: 16	R: 0 E: 0 K: 2 S: 8	H: 2 LOB: 2 BB: 0 P: 12	R: 0 E: 0 K: 2 S: 12	H: 1 LOB: 1 BB: 0 P: 21	R: 0 E: 0 K: 3 S: 9	H: 0 LOB: 0 BB: 0 P: 13	R: 3 E: 0 K: 1 S: 10	H: 3 LOB: 0 BB: 0 P: 14	1B: 4 2B: 2 3B: 0 HR: 1	SF: 0 SAC: 0 DP: 0 HBP: 0	WP: 0 PB: 0 SB: 1 CS: 0	PA: 38	
PITCHER	IP	WLS	BF	H	R	ER	SO	BB	IBB	HBP	BLK	WP	HR	S	P	ERA	WHIP				
Jason Marquis, R ERA: 2.65	6.0	W	25	3	1	1	5	4	0	0	0	0	0	60	99	1.50	1.167				
37 Angel Guzman, R ERA: 2.45	2.0		7	1	0	0	4	0	0	0	0	0	0	17	24	0.00	0.500				
13 Will Ohman, L ERA: 9.0	1.0		6	3	3	3	1	0	0	0	0	0	1	10	14	27.00	3.000				

San Diego Padres @ Chicago Cubs
Wrigley Field, Chicago, IL
Mon Apr 16 2007, 7:05 PM CDT
Att: 32,126 - Clear - 58 F

AB 34
R 4
H 7
RBI 4
BB 4
SO 10
LOB 17



Batter	1	2	3	4	5	6	7	8	9	AB	R	H	RBI	BB	SO	LOB	BOTTOM				
12 Alfonso Soriano, R 15 Cliff Floyd, L OBP: 0.288, SLG: 0.367 OBP: 0.333, SLG: 0.469	2B		G6-3		E9	HR	K			2	1	1	0	0	0	0					
2 Ryan Theriot, R OBP: 0.393, SLG: 0.346	G3		K		G6-3	1B				5	1	1	0	0	1	2					
25 Derrek Lee, R 37 Angel Guzman, R 13 Will Ohman, L OBP: 0.491, SLG: 0.511 ERA: 2.45						1B				2	2	2	1	1	0	0					
19 Matt Murton, R OBP: 0.348, SLG: 0.286						1B				4	1	2	2	1	1	1					
Michael Barrett, R OBP: 0.326, SLG: 0.333										3	1	1	3	0	0	3					
Jacque Jones, L OBP: 0.320, SLG: 0.267										4	0	1	1	0	0	2					
Mark DeRosa, R OBP: 0.308, SLG: 0.556										3	1	1	1	1	1	2					
Cesar Izturis, S OBP: 0.268, SLG: 0.316										4	1	1	0	0	0	2					
Jason Marquis, L 32 Danyle Ward, L OBP: 0.286, SLG: 0.429 OBP: 0.375, SLG: 0.167										3	2	2	0	0	0	0					
Inning Stats	R: 2 E: 0 K: 0 S: 10	H: 3 LOB: 0 BB: 0 P: 16	R: 0 E: 0 K: 0 S: 5	H: 0 LOB: 0 BB: 0 P: 7	R: 0 E: 0 K: 1 S: 7	H: 0 LOB: 0 BB: 0 P: 10	R: 1 E: 0 K: 0 S: 12	H: 2 LOB: 2 BB: 2 P: 25	R: 4 E: 0 K: 0 S: 10	H: 3 LOB: 0 BB: 1 P: 20	R: 5 E: 0 K: 1 S: 17	H: 6 LOB: 2 BB: 0 P: 28	R: 0 E: 0 K: 1 S: 6	H: 0 LOB: 0 BB: 0 P: 7	R: 0 E: 0 K: 1 S: 11	H: 0 LOB: 0 BB: 0 P: 17	1B: 10 2B: 2 3B: 0 HR: 3	SF: 1 SAC: 0 DP: 2 HBP: 1	WP: 1 PB: 0 SB: 0 CS: 0	PA: 40	
PITCHER	IP	WLS	BF	H	R	ER	SO	BB	IBB	HBP	BLK	WP	HR	S	P	ERA	WHIP				
52 Clay Hensley, R ERA: 12.21	5.0	L	27	11	10	10	10	2	1	0	0	0	1	20	29	9.00	1.500				
39 Mike Thompson, R ERA: 5.79	2.0		10	3	2	2	2	0	0	1	0	0	0	11	17	0.00	0.000				
21 Heath Bell, R ERA:	1.0		3	0	0	0	1	0	0	0	0	0	0	0	0	0.00	0.000				

San Diego Padres @ Chicago Cubs
Wrigley Field, Chicago, IL
Mon Apr 16 2007, 7:05 PM CDT
Att: 32,126 - Clear - 58 F

AB 35
R 12
H 14
RBI 12
BB 3
SO 4
LOB 12



Batter	1	2	3	4	5	6	7	8	9	10	11	12	13	14	AB	R	H	RBI	BB	SO	LOB	TOP		
22 Marcus Giles, R OBP: 0.365, SLG: 0.474															7	1	3	1	0	0	3			
24 Brian Giles, L OBP: 0.333, SLG: 0.397															7	1	2	1	0	2	3			
Mike Cameron, R OBP: 0.271, SLG: 0.192															7	0	2	0	0	0	3			
23 Adrián González, L OBP: 0.328, SLG: 0.492															7	0	4	1	0	0	1			
3 Khalil Greene, R OBP: 0.268, SLG: 0.509															5	1	1	0	2	1	4			
8 Terrel Sledge, L OBP: 0.444, SLG: 0.370															5	0	0	0	2	2	6			
5 Kevin Kouzmanoff, R OBP: 0.306, SLG: 0.243 Geoff Blum, S OBP: 0.211, SLG: 0.250															3	0	0	0	1	1	4			
Rob Bowen, S OBP: 0.208, SLG: 0.217															2	0	1	1	1	0	3			
Greg Maddux, R OBP: 0.333, SLG: 0.333 44 C.J. Wilson, R OBP: 0.333, SLG: 0.333 41 Ryan Theriot, R OBP: 0.382, SLG: 0.344 21 Matt Murton, R OBP: 0.286, SLG: 0.231 46 Ryan Dempster, R OBP: 0.444, SLG: 0.429 32 Darvle Ward, L OBP: 0.286, SLG: 0.429 Jason Marquis, L OBP: 0.286, SLG: 0.429															3	0	0	0	1	1	4			
Inning Stats	R: 2 E: 0 K: 0 S: 14	H: 3 LOB: 1 BB: 0 P: 22	R: 1 E: 0 K: 1 S: 9	H: 1 LOB: 1 BB: 1 P: 18	R: 0 E: 0 K: 0 S: 13	H: 1 LOB: 3 BB: 2 P: 30	R: 0 E: 0 K: 1 S: 11	H: 0 LOB: 0 BB: 1 P: 17	R: 0 E: 1 K: 0 S: 7	H: 1 LOB: 2 BB: 1 P: 8	R: 0 E: 0 K: 2 S: 10	H: 1 LOB: 2 BB: 1 P: 24	R: 0 E: 0 K: 1 S: 9	H: 2 LOB: 2 BB: 1 P: 18	R: 0 E: 0 K: 0 S: 4	H: 0 LOB: 0 BB: 0 P: 6	R: 0 E: 0 K: 0 S: 8	H: 0 LOB: 1 BB: 0 P: 13	R: 0 E: 0 K: 0 S: 15	H: 2 LOB: 1 BB: 0 P: 22	1B: 8 2B: 6 3B: 0 HR: 0	SF: 0 SAC: 2 DP: 1 HBP: 0	WP: 0 PB: 0 SB: 1 CS: 0	PA: 63
52 Wade Miller, R ERA: 9.0	IP: 5.0	WLS: 25	BF: 6	H: 3	R: 3	ER: 3	SO: 3	BB: 4	IBB: 0	HBP: 0	BLK: 0	WP: 0	HR: 0	S: 54	P: 98	ERA: 5.40	WHIP: 2.000							
48 Neal Cotts, L ERA: (6.1)	IP: 1.2	WLS: 8	BF: 2	H: 2	R: 0	ER: 0	SO: 1	BB: 1	IBB: 0	HBP: 0	BLK: 0	WP: 0	HR: 0	S: 14	P: 26	ERA: 0.00	WHIP: 1.800							
43 Michael Wuerztz, R ERA: (7.1)	IP: 2.0	WLS: 9	BF: 2	H: 2	R: 0	ER: 0	SO: 2	BB: 0	IBB: 0	HBP: 0	BLK: 0	WP: 0	HR: 0	S: 17	P: 35	ERA: 0.00	WHIP: 1.000							
47 Scott Eyre, L ERA: 10.38	IP: 0.1	WLS: 1	BF: 0	H: 0	R: 0	ER: 0	SO: 0	BB: 0	IBB: 0	HBP: 0	BLK: 0	WP: 0	HR: 0	S: 2	P: 2	ERA: 0.00	WHIP: 0.000							
Bob Howry, R ERA: 3.52	IP: 2.0	WLS: 8	BF: 2	H: 0	R: 0	ER: 0	SO: 0	BB: 1	IBB: 0	HBP: 0	BLK: 0	WP: 0	HR: 0	S: 12	P: 21	ERA: 0.00	WHIP: 1.500							

San Diego Padres @ Chicago Cubs
Wrigley Field, Chicago, IL
Tue Apr 17 2007, 1:20 PM CDT
Att. 36,021 - Sunny - 59 F


AB: 53
R: 4
H: 14
RBI: 4
BB: 8
SO: 6
LOB: 33



Batter	1	2	3	4	5	6	7	8	9	10	11	12	13	14	AB	R	H	RBI	BB	SO	LOB	BOTTOM	
17 Felix Pie, L OBP: 0.167, SLG: 0.333															6	1	1	1	0	1	0		
2 Ryan Theriot, R OBP: 0.382, SLG: 0.344															6	1	2	0	0	0	1		
25 Derrek Lee, R OBP: 0.475, SLG: 0.480 13 Will Ohman, L ERA: 9.0															5	0	1	1	1	1	2		
16 Aramis Ramirez, R OBP: 0.425, SLG: 0.541															5	0	1	1	1	1	2		
19 Matt Murton, R OBP: 0.286, SLG: 0.231 46 Ryan Dempster, R OBP: 0.444, SLG: 0.429 32 Darvle Ward, L OBP: 0.286, SLG: 0.429 Jason Marquis, L OBP: 0.286, SLG: 0.429															5	0	0	0	0	1	3		
Jacque Jones, L OBP: 0.304, SLG: 0.255															6	0	1	0	0	1	1		
5 Ronny Cedeno, R OBP: 0.105, SLG: 0.235															5	0	0	0	1	2	2		
24 Henry Blanco, R 43 Michael Wuerztz, R 47 Scott Eyre, L 16 Cliff Floyd, L Bob Howry, R Mark DeRosa, R															3	1	1	0	0	0	0		
52 Wade Miller, R Cesar Izturis, S 48 Neal Cotts, L Michael Barrett, R															1	0	0	0	0	0	1		
Inning Stats	R: 1 E: 0 K: 0 S: 14	H: 2 LOB: 1 BB: 0 P: 22	R: 0 E: 0 K: 0 S: 8	H: 1 LOB: 1 BB: 0 P: 13	R: 0 E: 0 K: 0 S: 8	H: 0 LOB: 0 BB: 0 P: 15	R: 0 E: 0 K: 0 S: 7	H: 0 LOB: 0 BB: 0 P: 14	R: 0 E: 0 K: 0 S: 6	H: 0 LOB: 0 BB: 0 P: 12	R: 0 E: 0 K: 0 S: 5	H: 0 LOB: 0 BB: 0 P: 13	R: 0 E: 0 K: 2 S: 10	H: 0 LOB: 0 BB: 0 P: 14	R: 0 E: 0 K: 2 S: 14	H: 1 LOB: 1 BB: 0 P: 12	R: 0 E: 0 K: 2 S: 9	H: 1 LOB: 1 BB: 0 P: 15	1B: 4 2B: 4 3B: 1 HR: 0	SF: 0 SAC: 0 DP: 2 HBP: 0	WP: 0 PB: 0 SB: 3 CS: 0	PA: 52	
Greg Maddux, R ERA: 3.86	IP: 5.0	WLS: 23	BF: 6	H: 3	R: 3	ER: 3	SO: 0	BB: 1	IBB: 0	HBP: 0	BLK: 0	WP: 0	HR: 0	S: 52	P: 83	ERA: 5.40	WHIP: 1.400						
43 C.J. Meredith, R ERA: (6.1)	IP: 2.0	WLS: 6	BF: 0	H: 0	R: 0	ER: 0	SO: 0	BB: 0	IBB: 0	HBP: 0	BLK: 0	WP: 0	HR: 0	S: 13	P: 27	ERA: 0.00	WHIP: 0.000						
Scott Linebrink, R ERA: 3.86	IP: 2.0	WLS: 6	BF: 0	H: 0	R: 0	ER: 0	SO: 2	BB: 0	IBB: 0	HBP: 0	BLK: 0	WP: 0	HR: 0	S: 11	P: 25	ERA: 0.00	WHIP: 1.000						
21 Heath Bell, R ERA: (10.1)	IP: 2.0	WLS: 6	BF: 0	H: 0	R: 0	ER: 0	SO: 2	BB: 0	IBB: 0	HBP: 0	BLK: 0	WP: 0	HR: 0	S: 18	P: 29	ERA: 0.00	WHIP: 0.000						
26 Doug Brocail, R ERA: 2.35	IP: 2.0	WLS: 7	BF: 1	H: 0	R: 0	ER: 0	SO: 4	BB: 0	IBB: 0	HBP: 0	BLK: 0	WP: 0	HR: 0	S: 22	P: 31	ERA: 0.00	WHIP: 0.500						
Trevor Hoffman, R ERA: (14.1)	IP: 1.0	WLS: 5	BF: 4	H: 1	R: 0	ER: 0	SO: 2	BB: 0	IBB: 0	HBP: 0	BLK: 0	WP: 0	HR: 0	S: 9	P: 15	ERA: 0.00	WHIP: 1.000						

San Diego Padres @ Chicago Cubs
Wrigley Field, Chicago, IL
Tue Apr 17 2007, 1:20 PM CDT
Att. 36,021 - Sunny - 59 F

AB: 49
R: 3
H: 8
RBI: 3
BB: 3
SO: 8
LOB: 15



Batter	1	2	3	4	5	6	7	8	9	AB	R	H	RBI	BB	SO	LOB	TOP					
17 Felix Pie, L OBP: 0.273, SLG: 0.500										4	2	1	0	1	2	1						
Mark DeRosa, R OBP: 0.295, SLG: 0.585										4	1	1	2	0	1	1						
47 Scott Eyre, L (7, 1)										0	0	0	0	0	0	0						
48 Neal Cotts, L (7, 1)										0	0	0	0	0	0	0						
Jason Marquis, L OBP: 0.250, SLG: 0.375										1	0	0	0	0	0	0						
25 Derrek Lee, R OBP: 0.484, SLG: 0.519										4	2	2	1	1	0	0						
16 Aramis Ramirez, R OBP: 0.409, SLG: 0.537										4	1	1	1	0	0	1						
15 Cliff Floyd, L OBP: 0.324, SLG: 0.444										3	0	1	0	0	0	0						
19 Matt Murton, R OBP: 0.310, SLG: 0.231										0	0	0	0	1	0	0						
Michael Barrett, R OBP: 0.302, SLG: 0.311										3	0	1	1	0	0	0						
Jacque Jones, L OBP: 0.317, SLG: 0.291										4	0	2	0	0	1	2						
Cesar Izturis, S OBP: 0.267, SLG: 0.293										2	0	0	0	1	1	3						
32 Danyle Ward, L OBP: 0.500, SLG: 0.429										0	0	0	0	1	0	0						
5 Ronny Cedeno, R OBP: 0.105, SLG: 0.235										0	0	0	0	0	0	0						
3B Carlos Zambrano, S OBP: 0.333, SLG: 0.778										2	0	0	0	0	1	1						
2 Ryan Theriot, R OBP: 0.361, SLG: 0.324										2	0	0	0	0	0	3						
Inning Stats	R: 1 E: 0 K: 1 S: 7	H: 1 LOB: 0 BB: 1 P: 18	R: 0 E: 0 K: 0 S: 12	H: 1 LOB: 1 BB: 0 P: 17	R: 1 E: 0 K: 1 S: 10	H: 1 LOB: 0 BB: 0 P: 16	R: 0 E: 0 K: 0 S: 6	H: 0 LOB: 1 BB: 0 P: 11	R: 0 E: 0 K: 1 S: 11	H: 0 LOB: 1 BB: 1 P: 20	R: 2 E: 0 K: 1 S: 15	H: 4 LOB: 2 BB: 0 P: 27	R: 2 E: 1 K: 1 S: 8	H: 1 LOB: 0 BB: 1 P: 17	R: 0 E: 0 K: 0 S: 6	H: 1 LOB: 3 BB: 2 P: 15	R: 0 E: 0 K: 1 S: 12	H: 0 LOB: 0 BB: 0 P: 19	1B: 3 2B: 4 3B: 1 HR: 1	SF: 1 SAC: 0 DP: 2 HBP: 0	WP: 1 PB: 0 SB: 1 CS: 0	PA: 39
PITCHER	IP WLS BF H R ER SO BB IBB HBP BLK WP HR S P ERA WHIP	IP WLS BF H R ER SO BB IBB HBP BLK WP HR S P ERA WHIP																				
26 Kyle Davies, R ERA: 4.5	5.1 23 6 4 4 3 2 0 0 0 0 0 1 55 98 6.75 1.500	28 Bob Wickman, R ERA:	1.0 3 0 0 0 1 0 0 0 0 0 0 8 17 9.00 2.000																			
Tyler Yates, R ERA: 6.0	0.2 3 1 0 0 1 0 0 0 0 0 0 6 11 0.00 1.500																					
Oscar Villarreal, R ERA: 2.45	1.0 5 1 2 1 1 1 0 0 0 0 1 0 8 17 9.00 2.000																					
Steve Colyer, L ERA:	0.1 3 1 0 0 0 1 0 0 0 0 0 5 10 0.00 6.000																					
58 Peter Moylan, R ERA: 27.6	0.2 2 0 0 0 0 0 1 0 0 0 0 0 1 5 0.00 0.000																					

Chicago Cubs @ Atlanta Braves
Turner Field, Atlanta, GA
Wed Apr 18 2007, 7:35 PM EDT
Att: 26,837 - Cloudy - 69 F

AB	33
R	6
H	9
RBI	5
BB	5
SO	6
LOB	12



Batter	1	2	3	4	5	6	7	8	9	AB	R	H	RBI	BB	SO	LOB	BOTTOM					
2 Kelly Johnson, L OBP: 0.373, SLG: 0.429										4	0	2	2	1	1	0						
11 Edgar Renteria, R OBP: 0.403, SLG: 0.463										4	1	2	1	1	0	1						
10 Chipper Jones, S OBP: 0.438, SLG: 0.577										4	0	1	0	1	1	5						
Andrew Jones, R OBP: 0.328, SLG: 0.420										2	1	0	0	2	0	3						
16 Brian McCann, L OBP: 0.400, SLG: 0.531										5	1	2	1	0	1	1						
7 Jeff Francoeur, R OBP: 0.339, SLG: 0.490										5	1	1	3	0	3	2						
Scott Thorman, L OBP: 0.281, SLG: 0.483										3	2	2	1	1	0	2						
Ryan Langerhans, L OBP: 0.194, SLG: 0.074										2	0	0	0	0	1	1						
23 Matt Diaz, R OBP: 0.355, SLG: 0.483										1	1	1	0	0	0	0						
26 Kyle Davies, R										2	0	0	0	0	0	3						
4 Pete Orr, L OBP: 0.200, SLG: 0.200										0	0	0	0	0	0	0						
Oscar Villarreal, L (7, 1)										0	0	0	0	0	0	0						
Chris Woodward, R OBP: 0.332, SLG: 0.537										0	0	0	0	0	0	0						
Steve Colyer, L (8, 1)										0	0	0	0	0	0	0						
58 Peter Moylan, R (8, 1)										0	0	0	0	0	0	0						
28 Bob Wickman, R (8, 1)										0	0	0	0	0	0	0						
Inning Stats	R: 4 E: 0 K: 0 S: 14	H: 4 LOB: 1 BB: 1 P: 25	R: 0 E: 0 K: 0 S: 8	H: 0 LOB: 2 BB: 2 P: 17	R: 0 E: 0 K: 1 S: 12	H: 1 LOB: 3 BB: 1 P: 21	R: 0 E: 0 K: 1 S: 8	H: 1 LOB: 1 BB: 0 P: 11	R: 1 E: 0 K: 3 S: 14	H: 1 LOB: 0 BB: 0 P: 20	R: 0 E: 0 K: 1 S: 8	H: 1 LOB: 2 BB: 1 P: 19	R: 3 E: 0 K: 2 S: 20	H: 3 LOB: 2 BB: 2 P: 32	R: 0 E: 0 K: 0 S: 9	H: 0 LOB: 0 BB: 0 P: 14	R: 0 E: 0 K: 0 S: 9	H: 0 LOB: 0 BB: 0 P: 14	1B: 7 2B: 2 3B: 0 HR: 2	SF: 0 SAC: 0 DP: 2 HBP: 2	WP: 0 PB: 0 SB: 0 CS: 0	PA: 42
PITCHER	IP WLS BF H R ER SO BB IBB HBP BLK WP HR S P ERA WHIP	IP WLS BF H R ER SO BB IBB HBP BLK WP HR S P ERA WHIP																				
38 Carlos Zambrano, R ERA: 7.77	6.0 31 8 3 3 3 1 2 0 0 0 0 0 64 113 7.50 2.000																					
47 Scott Eyre, L ERA: 14.4	0.2 7 3 3 3 1 2 0 0 0 0 0 0 17 28 40.50 7.500																					
48 Neal Cotts, L ERA:	1.1 4 0 0 0 1 0 0 0 1 0 0 0 12 18 0.00 0.000																					

Chicago Cubs @ Atlanta Braves
Turner Field, Atlanta, GA
Wed Apr 18 2007, 7:35 PM EDT
Att: 26,837 - Cloudy - 69 F

AB	33
R	8
H	11
RBI	8
BB	7
SO	8
LOB	18



Batter	1	2	3	4	5	6	7	8	9	AB	R	H	RBI	BB	SO	LOB	TOP								
22 David Eckstein, R (1, 6) OBP: 0.314, SLG: 0.274	F9		F8			F7		2B		4	0	1	0	0	0	1									
16 Chris Duncan, L (1, 7) OBP: 0.379, SLG: 0.566			FC3-6			G4-3		L9		4	0	1	0	0	0	2									
31 Ryan Franklin, R (8, 1) Aaron Miles, S (9, 4) OBP: 0.346, SLG: 0.333	1B									0	0	0	0	0	0	0									
5 Albert Pujols, R (1, 3) OBP: 0.310, SLG: 0.426	1B				G4-3					3	0	1	0	1	1	0									
27 Scott Rolen, R (1, 5) OBP: 0.245, SLG: 0.283	G4-6-3				F8					4	0	0	0	0	1	4									
15 Jim Edmonds, L (1, 8) OBP: 0.300, SLG: 0.273																									
3 Preston Wilson, R (1, 9) OBP: 0.244, SLG: 0.349																									
4 Yadier Molina, R (1, 2) OBP: 0.365, SLG: 0.256																									
7 Adam Kennedy, L (1, 4) OBP: 0.209, SLG: 0.262																									
50 Tsuyoshi, R (9, PH) OBP: 0.321, SLG: 0.360																									
44 Jason Istringhausen, R (9, 1)																									
41 Braden Looper, R (1, 1) OBP: 0.143, SLG: 0.143																									
55 Skip Schumaker, L (8, PH) OBP: 0.200, SLG: 0.217																									
Inning Stats	R: 0 E: 0 K: 0 S: 10	H: 2 LOB: 1 BB: 0 P: 17	R: 0 E: 0 K: 2 S: 9	H: 0 LOB: 0 BB: 0 P: 12	R: 0 E: 0 K: 0 S: 9	H: 1 LOB: 1 BB: 0 P: 12	R: 0 E: 0 K: 1 S: 12	H: 0 LOB: 0 BB: 0 P: 16	R: 0 E: 0 K: 0 S: 10	H: 0 LOB: 1 BB: 1 P: 15	R: 0 E: 0 K: 1 S: 6	H: 0 LOB: 0 BB: 0 P: 8	R: 2 E: 0 K: 2 S: 14	H: 1 LOB: 0 BB: 1 P: 20	R: 0 E: 0 K: 0 S: 9	H: 1 LOB: 2 BB: 1 P: 18	R: 0 E: 0 K: 1 S: 12	H: 1 LOB: 1 BB: 0 P: 20	1B: 3 2B: 1 3B: 1 HR: 1	SF: 0 SAC: 0 DP: 1 HBP: 0	WP: 0 PB: 0 SB: 0 CS: 0	PA: 35			
PITCHER	IP	WLS	BF	H	R	ER	SO	BB	IBB	HBP	BLK	WP	HR	S	P	ERA	WHIP								
30 Ted Lilly, L (1, 1) ERA: 2.42	7.0	L	26	4	2	2	6	2	0	0	0	0	1	70	100	2.57	0.857								
43 Michael Wuerz, R (8, 1) ERA	1.0		5	1	0	0	0	0	1	0	0	0	0	9	18	0.00	1.000								
Bob Howry, R (9, 1) ERA: 3.24	0.2		3	1	0	0	1	0	0	0	0	0	0	8	13	0.00	1.500								
48 Neal Cotts, L (9, 1) ERA	0.1		1	0	0	0	0	0	0	0	0	0	0	4	7	0.00	0.000								

St. Louis Cardinals @ Chicago Cubs
Wrigley Field, Chicago, IL
Fri Apr 20 2007, 1:20 PM CDT
Att: 38,955 - Sunny - 60 F

AB 32
R 2
H 6
RBI 2
BB 3
SO 7
LOB 13



Batter	1	2	3	4	5	6	7	8	9	AB	R	H	RBI	BB	SO	LOB	BOTTOM								
2 Ryan Theriot, R (1, 4) OBP: 0.356, SLG: 0.326	1B		F8		G6-3			F9		4	1	1	0	0	0	1									
15 Cliff Floyd, L (1, 7) OBP: 0.293, SLG: 0.400	F9		F7					L8		4	0	0	0	0	0	1									
25 Derrek Lee, R (1, 3) OBP: 0.472, SLG: 0.483	1B		G6-3					F9		4	0	1	0	0	1	0									
16 Aramis Ramirez, R (1, 5) OBP: 0.404, SLG: 0.571	1B																								
Mark DeRosa, R (1, 9) OBP: 0.308, SLG: 0.563																									
5 Ronny Cedeno, R (9, PR) OBP: 0.091, SLG: 0.200																									
Jacque Jones, L (1, 8) OBP: 0.326, SLG: 0.293																									
24 Henry Blanco, R (1, 2) ERA: 2.08																									
19 Matt Murton, R (9, PH) OBP: 0.324, SLG: 0.258																									
Cesar Izturis, S (1, 6) OBP: 0.250, SLG: 0.273																									
30 Ted Lilly, L (1, 1) ERA: 2.08																									
32 Darvle Ward, L (7, PH) OBP: 0.500, SLG: 0.375																									
43 Michael Wuerz, R (8, 1) ERA: 1.13																									
Bob Howry, L (9, 1) ERA																									
48 Neal Cotts, L (9, 1) ERA																									
Inning Stats	R: 1 E: 0 K: 0 S: 10	H: 3 LOB: 1 BB: 0 P: 14	R: 0 E: 1 K: 1 S: 8	H: 0 LOB: 1 BB: 0 P: 12	R: 0 E: 0 K: 0 S: 6	H: 0 LOB: 0 BB: 0 P: 9	R: 0 E: 0 K: 0 S: 5	H: 1 LOB: 0 BB: 0 P: 10	R: 0 E: 0 K: 1 S: 10	H: 0 LOB: 1 BB: 1 P: 16	R: 0 E: 0 K: 1 S: 6	H: 0 LOB: 0 BB: 0 P: 11	R: 0 E: 0 K: 2 S: 11	H: 1 LOB: 2 BB: 1 P: 18	R: 0 E: 0 K: 0 S: 10	H: 0 LOB: 0 BB: 0 P: 14	R: 0 E: 0 K: 0 S: 8	H: 1 LOB: 1 BB: 1 P: 16	1B: 6 2B: 0 3B: 0 HR: 0	SF: 0 SAC: 0 DP: 2 HBP: 0	WP: 0 PB: 0 SB: 0 CS: 0	PA: 34			
PITCHER	IP	WLS	BF	H	R	ER	SO	BB	IBB	HBP	BLK	WP	HR	S	P	ERA	WHIP								
41 Braden Looper, R (1, 1) ERA: 1.13	7.0		27	5	1	1	5	2	0	0	0	0	0	56	90	1.29	1.000								
31 Ryan Franklin, R (8, 1) ERA: 1.13	1.0	H	3	0	0	0	0	0	0	0	0	0	0	10	14	0.00	0.000								
44 Jason Istringhausen, R (9, 1) ERA: 1.29	1.0	S	4	1	0	0	0	1	0	0	0	0	0	8	16	0.00	2.000								

St. Louis Cardinals @ Chicago Cubs
Wrigley Field, Chicago, IL
Fri Apr 20 2007, 1:20 PM CDT
Att: 38,955 - Sunny - 60 F

AB 31
R 1
H 6
RBI 1
BB 3
SO 5
LOB 16



Batter	1	2	3	4	5	6	7	8	9	AB	R	H	RBI	BB	SO	LOB	TOP							
22 David Eckstein, R OBP: 0.307, SLG: 0.258	0-2 P6	1-2 FC5		4-2 HBP			0-0 G6-3		1-1 P6	4	0	0	0	0	0	2								
16 Chris Duncan, L OBP: 0.381, SLG: 0.552	2-3 K		1-1 5 1B	1-3 K			0-0 1B		1-3 K	5	0	2	0	0	3	3								
5 Albert Pujols, R OBP: 0.320, SLG: 0.422	2-2 27 1B HBP		3-1 FC5-1-4 1-2		1-1 G6-3		1-1 27 FC6-4 1B			3	0	1	0	0	0	1								
27 Scott Rolen, R OBP: 0.245, SLG: 0.280	1-1 1B		0-1 P4		0-0 G6-3		2-2 FC6-4			4	0	1	0	0	0	3								
15 Jim Edmonds, L OBP: 0.283, SLG: 0.255 So Taguchi, R OBP: 0.310, SLG: 0.346 (8, PH)	3-2 G4-3		1-0 F8		1-3 K				1-1 F8	3	0	0	0	0	1	3								
3 Preston Wilson, R OBP: 0.265, SLG: 0.348		2-2 22 FC5 1B		1-1 E6 23 G5-3 7 1B		1-0 G6-3		4-2 7 F8 7 S BB		3	0	1	0	1	0	0								
7 Adam Kennedy, L OBP: 0.261, SLG: 0.261 Josh Hancock, R (8, PH)		2-0 F8		3-2 23 G5-3 1B		1-1 F7		1-1 F8		4	0	1	0	0	0	2	AB 35							
Gary Bennett, R OBP: 0.353, SLG: 0.375		0-1 22 FC5 1B		0-0 F9		2-1 F8		1-0 G5-3		0	0	0	0	0	0	0	R 0							
23 Anthony Reyes, R (7, PH)		2-3 K		0-0 G5-3						4	0	1	0	0	0	3	H 7							
55 Skip Schumaker, L OBP: 0.192, SLG: 0.209 48 Brad Thompson, R Tyler Johnson, S Aaron Miles, S OBP: 0.333, SLG: 0.320				1-2 2-3					3-2 G6-3	2	0	0	0	0	1	4	RBI 0							
										1	0	0	0	0	1	0	BB 1							
										1	0	0	0	0	0	0	SO 6							
										1	0	0	0	0	0	0	LOB 21							
Inning Stats	R: 0 E: 0 K: 1 S: 18	H: 1 LOB: 2 BB: 0 P: 26	R: 0 E: 0 K: 1 S: 16	H: 2 LOB: 1 BB: 0 P: 23	R: 0 E: 0 K: 0 S: 7	H: 1 LOB: 1 BB: 0 P: 12	R: 0 E: 1 K: 1 S: 13	H: 1 LOB: 3 BB: 0 P: 22	R: 0 E: 0 K: 0 S: 6	H: 0 LOB: 0 BB: 0 P: 8	R: 0 E: 0 K: 0 S: 5	H: 0 LOB: 0 BB: 0 P: 9	R: 0 E: 0 K: 1 S: 12	H: 2 LOB: 2 BB: 0 P: 17	R: 0 E: 0 K: 0 S: 7	H: 0 LOB: 1 BB: 1 P: 14	R: 0 E: 0 K: 1 S: 8	H: 0 LOB: 0 BB: 0 P: 13	1B: 7 2B: 0 3B: 0 HR: 0	SF: 0 SAC: 0 DP: 0 HBP: 2	WP: 0 PB: 0 SB: 1 CS: 1	PA: 38		
PITCHER	IP WLS BF H R ER SO BB IBB HBP BLK WP HR S P ERA WHIP	7.0 W 31 7 0 0 5 0 0 2 0 0 0 0 77 117 0.00 1.000	2.0 7 0 0 0 1 1 0 0 0 0 0 0 15 27 0.00 0.500																					

St. Louis Cardinals @ Chicago Cubs
Wrigley Field, Chicago, IL
Sat Apr 21 2007, 2:55 PM CDT
Att: 41,637 - Partly Cloudy - 71 F

AB 35
R 0
H 7
RBI 0
BB 1
SO 6
LOB 21



Batter	1	2	3	4	5	6	7	8	9	AB	R	H	RBI	BB	SO	LOB	BOTTOM						
17 Felix Pie, L OBP: 0.158, SLG: 0.278	2-3 K	2-1 P5			0-0 L6		3-1 F9			4	0	0	0	0	1	2							
19 Matt Murton, R OBP: 0.342, SLG: 0.314	2-2 25 1B HR	0-1 G4-3			0-2 G6-3		2-3 G1-3		0-1 WP E 2B	4	2	2	0	0	0	2							
25 Derrek Lee, R OBP: 0.461, SLG: 0.469	1-1 1B HR		2-2 G6-3		3-1 G1-3			1-3 K		4	1	1	0	0	1	2							
16 Aramis Ramirez, R OBP: 0.375, SLG: 0.528	1-3 K		1-1 G6-3			2-1 G3		1-2 G6-3		4	0	0	0	0	1	3							
Michael Barrett, R OBP: 0.311, SLG: 0.434	2-0 HR		2-3 K			0-0 F9		2-1 E4 PB 1B		4	1	1	3	0	1	0							
Jacque Jones, L OBP: 0.338, SLG: 0.306	2-2 G4-3			1-1 CS 1B		0-1 G4-3		0-0 PB 1B		4	0	2	0	0	0	0							
Mark DeRosa, R OBP: 0.304, SLG: 0.558			0-0 5 2B	3-3 SAFE SAFE 1-2	1-3 K		0-3 K	2-2 G5-3		4	1	1	0	0	2	3	AB 34						
5 Ronny Cedeno, R OBP: 0.160, SLG: 0.435		0-1 G4-3 2H			1-3 K					3	1	2	2	0	1	0	R 6						
Jason Marquis, L OBP: 0.300, SLG: 0.500 32 Danyle Ward, L OBP: 0.462, SLG: 0.333 13 Will Ohman, L		0-0 G4-3			1-0 19 G6-3 2B		3-1 HR			2	0	1	0	0	0	1	H 10						
										1	0	0	0	0	0	0	RBI 5						
										0	0	0	0	0	0	0	BB 0						
										0	0	0	0	0	0	0	SO 7						
										0	0	0	0	0	0	0	LOB 13						
Inning Stats	R: 3 E: 0 K: 2 S: 18	H: 3 LOB: 0 BB: 0 P: 28	R: 1 E: 0 K: 0 S: 8	H: 2 LOB: 1 BB: 0 P: 10	R: 0 E: 0 K: 1 S: 10	H: 0 LOB: 0 BB: 0 P: 15	R: 0 E: 0 K: 2 S: 15	H: 1 LOB: 0 BB: 0 P: 19	R: 0 E: 0 K: 0 S: 7	H: 1 LOB: 1 BB: 0 P: 11	R: 0 E: 0 K: 0 S: 5	H: 0 LOB: 0 BB: 0 P: 7	R: 1 E: 0 K: 1 S: 8	H: 1 LOB: 0 BB: 0 P: 15	R: 1 E: 1 K: 1 S: 17	H: 2 LOB: 2 BB: 0 P: 23	1B: 4 2B: 5 3B: 0 HR: 2	SF: 0 SAC: 0 DP: 1 HBP: 0	WP: 1 PB: 1 SB: 0 CS: 1	PA: 34			
PITCHER	IP WLS BF H R ER SO BB IBB HBP BLK WP HR S P ERA WHIP	6.0 L 24 7 4 4 5 0 0 0 0 0 1 4 5 27.00 3.000	0.1 2 1 1 1 1 0 0 0 0 0 0 0 4 10 0.00 0.000	0.2 2 0 0 0 0 0 0 0 0 0 0 0 4 10 0.00 0.000	1.0 6 2 1 0 1 0 0 0 0 0 1 0 17 23 0.00 2.000																		

St. Louis Cardinals @ Chicago Cubs
Wrigley Field, Chicago, IL
Sat Apr 21 2007, 2:55 PM CDT
Att: 41,637 - Partly Cloudy - 71 F

AB 34
R 6
H 10
RBI 5
BB 0
SO 7
LOB 13




Batter	1	2	3	4	5	6	7	8	9	10	AB	R	H	RBI	BB	SO	LOB	TOP	
Aaron Miles, S OBP: 0.303, SLG: 0.290 (1.6)	F9		P6		16 HR	K		L4-3		K	6	1	1	0	0	2	3		
16 Chris Duncan, L OBP: 0.382, SLG: 0.581 (1.7)	K		G5-3		HR			G6-3		5 1B 27 3B	4	2	1	2	1	1	0		
22 David Eckstein, R OBP: 0.316, SLG: 0.289 (9.6)										5 HR 1B	1	1	1	0	0	0	0		
5 Albert Pujols, R OBP: 0.333, SLG: 0.471 (1.3)	F8				27 2B 1B	F7		K		27 3B 1B	6	3	3	3	0	1	0		
27 Scott Rolen, R OBP: 0.305, SLG: 0.429 (1.5)					7 2B 1B	HR		15 BB 1B		HR	6	3	5	3	0	1	0		
15 Jim Edmonds, L OBP: 0.305, SLG: 0.327 (1.8)	HR				7 2B 1B	HR		HR		HR	5	1	2	2	1	1	3		
26 Scott Spiezio, S OBP: 0.341, SLG: 0.242 (1.9)	G4-3				F7	26 2B 1B		F7		G4-3	4	0	1	0	0	1	4		
31 Ryan Franklin, R (8.1)					K			F7		P5	0	0	0	0	0	0	0		
55 Skya Schumaker, L OBP: 0.185, SLG: 0.200 (9.7)					K			K			1	0	0	0	0	0	1		
7 Adam Kennedy, L OBP: 0.250, SLG: 0.286 (1.4)	F7				HR			4 CS BB			3	0	1	2	2	1	2		
44 Jason Istringhausen, R (8.1)					HR			3 1B BB			0	0	0	0	0	0	0		
Tyler Johnson, S (10.1)					G4-3			3 1B BB		G5-3	4	0	0	0	1	0	3		
36 Russ Springer, R (10.1)					G4-3			1-2 BB			4	0	0	0	1	0	3		
4 Yadier Molina, R OBP: 0.351, SLG: 0.234 (1.2)	F9				G6-3			L4-3 1B		22 1B 5 HR	3	0	0	0	0	1	0		
50 Adam Wainwright, R OBP: 0.250, SLG: 0.375 (1.1)											0	0	0	0	0	0	0		
34 Randy Flores, L (6.1)											2	1	2	0	0	0	0		
3 Preston Wilson, R OBP: 0.294, SLG: 0.375 (8.9)											2	1	2	0	0	0	0		
Inning Stats	R: 0 E: 0 K: 1 S: 7	H: 0 LOB: 0 BB: 0 P: 12	R: 2 E: 0 K: 0 S: 11	H: 2 LOB: 0 BB: 0 P: 14	R: 0 E: 0 K: 1 S: 10	H: 0 LOB: 0 BB: 0 P: 18	R: 2 E: 0 K: 1 S: 17	H: 3 LOB: 1 BB: 0 P: 32	R: 3 E: 0 K: 1 S: 17	H: 5 LOB: 2 BB: 0 P: 30	R: 0 E: 0 K: 1 S: 6	H: 1 LOB: 2 BB: 1 P: 19	R: 0 E: 0 K: 0 S: 15	H: 2 LOB: 2 BB: 2 P: 30	R: 3 E: 0 K: 3 S: 13	H: 3 LOB: 0 BB: 0 P: 18	1B: 10 2B: 3 3B: 1 HR: 4	SF: 0 SAC: 0 DP: 1 HBP: 0	WP: 0 PA: 50
PITCHER	IP WLS BF H R ER SO	IP WLS BF H R ER SO	IP WLS BF H R ER SO	IP WLS BF H R ER SO	IP WLS BF H R ER SO	IP WLS BF H R ER SO	IP WLS BF H R ER SO	IP WLS BF H R ER SO	IP WLS BF H R ER SO	IP WLS BF H R ER SO	IP WLS BF H R ER SO	IP WLS BF H R ER SO	IP WLS BF H R ER SO	IP WLS BF H R ER SO	IP WLS BF H R ER SO	IP WLS BF H R ER SO	ERA WHIP	ERA WHIP	
52 Wade Miller, R ERA: 10.54 (1.1)	4.2 0.1 2 1 0 0 1	0.1 2 1 0 0 0 1	1.2 6 1 0 0 2 0	0.2 4 0 0 0 0 3	1.2 9 3 2 2 0 1	1.0 1 6 3 3 3 3	1.0 1 6 3 3 3 3	1.0 1 6 3 3 3 3	1.0 1 6 3 3 3 3	1.0 1 6 3 3 3 3	1.0 1 6 3 3 3 3	1.0 1 6 3 3 3 3	1.0 1 6 3 3 3 3	1.0 1 6 3 3 3 3	1.0 1 6 3 3 3 3	1.0 1 6 3 3 3 3	27.00 3.000	27.00 3.000	
47 Scott Eyre, L ERA: 13.5 (5.1)	0.1 2 1 0 0 0 1	0.1 2 1 0 0 0 1	1.2 6 1 0 0 2 0	0.2 4 0 0 0 0 3	1.2 9 3 2 2 0 1	1.0 1 6 3 3 3 3	1.0 1 6 3 3 3 3	1.0 1 6 3 3 3 3	1.0 1 6 3 3 3 3	1.0 1 6 3 3 3 3	1.0 1 6 3 3 3 3	1.0 1 6 3 3 3 3	1.0 1 6 3 3 3 3	1.0 1 6 3 3 3 3	1.0 1 6 3 3 3 3	1.0 1 6 3 3 3 3	27.00 3.000	27.00 3.000	
43 Michael Wuerztz, R ERA: 13.5 (6.1)	1.2 6 1 0 0 2 0	0.2 4 0 0 0 0 3	1.2 6 1 0 0 2 0	0.2 4 0 0 0 0 3	1.2 9 3 2 2 0 1	1.0 1 6 3 3 3 3	1.0 1 6 3 3 3 3	1.0 1 6 3 3 3 3	1.0 1 6 3 3 3 3	1.0 1 6 3 3 3 3	1.0 1 6 3 3 3 3	1.0 1 6 3 3 3 3	1.0 1 6 3 3 3 3	1.0 1 6 3 3 3 3	1.0 1 6 3 3 3 3	1.0 1 6 3 3 3 3	27.00 3.000	27.00 3.000	
48 Neal Cotts, L ERA: 4.5 (7.1)	0.2 4 0 0 0 0 3	1.2 6 1 0 0 2 0	0.2 4 0 0 0 0 3	1.2 9 3 2 2 0 1	1.2 9 3 2 2 0 1	1.0 1 6 3 3 3 3	1.0 1 6 3 3 3 3	1.0 1 6 3 3 3 3	1.0 1 6 3 3 3 3	1.0 1 6 3 3 3 3	1.0 1 6 3 3 3 3	1.0 1 6 3 3 3 3	1.0 1 6 3 3 3 3	1.0 1 6 3 3 3 3	1.0 1 6 3 3 3 3	1.0 1 6 3 3 3 3	27.00 3.000	27.00 3.000	
Bob Howry, R ERA: 4.5 (8.1)	1.2 9 3 2 2 0 1	1.2 9 3 2 2 0 1	1.2 9 3 2 2 0 1	1.2 9 3 2 2 0 1	1.2 9 3 2 2 0 1	1.0 1 6 3 3 3 3	1.0 1 6 3 3 3 3	1.0 1 6 3 3 3 3	1.0 1 6 3 3 3 3	1.0 1 6 3 3 3 3	1.0 1 6 3 3 3 3	1.0 1 6 3 3 3 3	1.0 1 6 3 3 3 3	1.0 1 6 3 3 3 3	1.0 1 6 3 3 3 3	1.0 1 6 3 3 3 3	27.00 3.000	27.00 3.000	

St. Louis Cardinals @ Chicago Cubs
Wrigley Field, Chicago, IL
Sun Apr 22 2007, 1:20 PM CDT
Att. 40,193 - Sunny - 75 F

AB 45
R 12
H 17
RBI 12
BB 5
SO 9
LOB 16

WP: 0 PA: 50
PB: 0
SB: 0
CS: 1



Batter	1	2	3	4	5	6	7	8	9	10	AB	R	H	RBI	BB	SO	LOB	BOTTOM					
2 Ryan Theriot, R OBP: 0.373, SLG: 0.388 (1.4)	25 WP 25 FC3-2 2B	F7				16 HR 2B		G1-3		FC6-4	6	1	3	0	0	0	3						
46 Ryan Dempster, R (10.1)											0	0	0	0	0	0	0						
15 Cliff Floyd, L OBP: 0.277, SLG: 0.370 (1.7)	G3-6-1	K				K		1B		G4-3	6	0	1	0	0	2	4						
25 Derrek Lee, R OBP: 0.451, SLG: 0.449 (1.3)	FC3-2 BB 1B					16 HR BB		F8		K	5	3	1	0	1	2	3						
16 Aramis Ramirez, R OBP: 0.371, SLG: 0.559 (1.5)	BB 1B					P4		F8		F9	6	2	2	3	0	1	3						
Michael Barrett, R OBP: 0.349, SLG: 0.509 (1.2)	1B BB					HR		P5		12 2B 1B	4	2	3	2	1	0	0						
Jacque Jones, L OBP: 0.361, SLG: 0.323 (1.9)	1-2 2-3					1B		1B		L6	3	0	2	2	1	1	0						
48 Neal Cotts, L (7.1)						17 1B BB		K			0	0	0	0	0	0	0						
Bob Howry, L (8.1)											0	0	0	0	0	0	0						
19 Matt Murton, R OBP: 0.333, SLG: 0.306 (10.8)	1-2 2-3 3-H					1B		1B			1	0	0	0	0	0	1						
5 Ronny Cedeno, R OBP: 0.133, SLG: 0.357 (10.4)	K					L4		K		K	5	0	0	0	0	3	6						
17 Felix Pie, L OBP: 0.174, SLG: 0.273 (1.8)								F7			2	0	1	0	0	0	2						
12 Alfonso Soriano, R OBP: 0.302, SLG: 0.400 (9. PH)								G3			4	0	1	0	0	0	1						
Cesar Izturis, S OBP: 0.250, SLG: 0.273 (10.6)											0	1	0	0	0	0	0						
52 Wade Miller, R OBP: 0.250, SLG: 0.250 (1.1)								L4			2	0	1	0	0	0	2						
47 Scott Eyre, L (5.1)											0	0	0	0	0	0	0						
32 Daryle Ward, L OBP: 0.429, SLG: 0.300 (5. PH)											1	0	0	0	0	0	2						
43 Michael Wuerztz, R (6.1)											0	0	0	0	0	0	0						
Mark DeRosa, R OBP: 0.310, SLG: 0.556 (7.9)											2	0	1	2	0	0	0						
Inning Stats	R: 2 E: 0 K: 1 S: 15	H: 3 LOB: 2 BB: 1 P: 26	R: 0 E: 0 K: 1 S: 8	H: 1 LOB: 1 BB: 0 P: 13	R: 2 E: 0 K: 1 S: 14	H: 3 LOB: 2 BB: 1 P: 22	R: 0 E: 0 K: 1 S: 7	H: 1 LOB: 1 BB: 0 P: 9	R: 0 E: 0 K: 2 S: 18	H: 2 LOB: 2 BB: 2 P: 21	R: 3 E: 0 K: 2 S: 13	H: 2 LOB: 0 BB: 1 P: 21	R: 0 E: 0 K: 0 S: 6	H: 0 LOB: 0 BB: 0 P: 8	R: 0 E: 0 K: 0 S: 8	H: 1 LOB: 1 BB: 0 P: 11	R: 2 E: 0 K: 1 S: 18	H: 3 LOB: 2 BB: 0 P: 25	R: 0 E: 0 K: 1 S: 8	H: 0 LOB: 0 BB: 0 P: 9	1B: 11 2B: 3 3B: 0 HR: 2	SF: 0 SAC: 0 DP: 0 HBP: 0	WP: 1 PA: 49 PB: 0 SB: 0 CS: 0
PITCHER	IP WLS BF H R ER SO	IP WLS BF H R ER SO	IP WLS BF H R ER SO	IP WLS BF H R ER SO	IP WLS BF H R ER SO	IP WLS BF H R ER SO	IP WLS BF H R ER SO	IP WLS BF H R ER SO	IP WLS BF H R ER SO	IP WLS BF H R ER SO	IP WLS BF H R ER SO	IP WLS BF H R ER SO	IP WLS BF H R ER SO	IP WLS BF H R ER SO	IP WLS BF H R ER SO	IP WLS BF H R ER SO	ERA WHIP	ERA WHIP					
50 Adam Wainwright, R ERA: 5.04 (1.1)	5.1 1.2 1.0 1.0 0.1	5 0 0 0 0	12 4 1 0 0	7 0 0 0 1	7 0 0 0 0	1 2 7 1 106	11.81 2.812	0.00 0.000	0.00 0.000	18.00 3.000	0.00 0.000	0.00 0.000	0.00 0.000	0.00 0.000	0.00 0.000	0.00 0.000	0.00 0.000	0.00 0.000					
34 Randy Flores, L ERA: 1.0 (8.1)	1.2 5 0 0 0	1.0 4 1 0 0	1.0 4 1 0 0	1.0 4 1 0 0	1.0 4 1 0 0	1.0 4 1 0 0	1.0 4 1 0 0	1.0 4 1 0 0	1.0 4 1 0 0	1.0 4 1 0 0	1.0 4 1 0 0	1.0 4 1 0 0	1.0 4 1 0 0	1.0 4 1 0 0	1.0 4 1 0 0	1.0 4 1 0 0	18.00 3.000	18.00 3.000					
31 Ryan Franklin, R ERA: 1.0 (8.1)	1.0 4 1 0 0	1.0 4 1 0 0	1.0 4 1 0 0	1.0 4 1 0 0	1.0 4 1 0 0	1.0 4 1 0 0	1.0 4 1 0 0	1.0 4 1 0 0	1.0 4 1 0 0	1.0 4 1 0 0	1.0 4 1 0 0	1.0 4 1 0 0	1.0 4 1 0 0	1.0 4 1 0 0	1.0 4 1 0 0	1.0 4 1 0 0	18.00 3.000	18.00 3.000					
44 Jason Istringhausen, R ERA: 3.38 (8.1)	1.0 4 1 0 0	1.0 4 1 0 0	1.0 4 1 0 0	1.0 4 1 0 0	1.0 4 1 0 0	1.0 4 1 0 0	1.0 4 1 0 0	1.0 4 1 0 0	1.0 4 1 0 0	1.0 4 1 0 0	1.0 4 1 0 0	1.0 4 1 0 0	1.0 4 1 0 0	1.0 4 1 0 0	1.0 4 1 0 0	1.0 4 1 0 0	18.00 3.000	18.00 3.000					

Batter	1	2	3	4	5	6	7	8	9	10	11	12	AB	R	H	RBI	BB	SO	LOB	TOP											
23 Rickie Weeks Jr., R OBP: 0.352, SLG: 0.541	K		G5-3		K		L6		F8		G4-3		6	0	0	0	0	2	3												
7 J.J. Hardy, R OBP: 0.349, SLG: 0.551	F8			HR			K		G6-3			P6	5	1	1	1	1	1	0												
28 Prince Fielder, L OBP: 0.364, SLG: 0.507	G3-1			K2-3					F8			HR	6	2	2	2	0	1	2												
2 Bill Hall, R OBP: 0.329, SLG: 0.507		G6-3		K					HR			F9	6	0	0	0	0	3	0												
Johnny Estrada, S OBP: 0.308, SLG: 0.371				F8								F9	2	0	1	0	1	0	1												
Daman Miller, R OBP: 0.391, SLG: 0.421									1B			F9	2	1	0	0	1	0	0												
Geoff Jenkins, L OBP: 0.464, SLG: 0.604													5	0	2	0	0	0	2												
18 Gabe Gross, L OBP: 0.407, SLG: 0.450													3	1	0	0	2	1	4												
Craig Counsell, L OBP: 0.304, SLG: 0.390													5	0	2	1	0	1	4												
46 Claudio Vargas, R ERA: 4.76													1	0	0	0	0	0	0												
45 Elmer Dessens, R ERA: 6.75													0	0	0	0	0	0	0												
50 Chris Spurling, R ERA: 3.38													0	0	0	0	0	0	0												
Brian Shouse, L ERA: 3.38													0	0	0	0	0	0	0												
Matt Wise, R ERA: 3.52													0	0	0	0	0	0	0												
Inning Stats	R: 0 E: 0 K: 1 S: 7	H: 0 LOB: 0 BB: 0 P: 9	R: 0 E: 0 K: 1 S: 8	H: 1 LOB: 0 BB: 0 P: 12	R: 0 E: 0 K: 2 S: 9	H: 1 LOB: 1 BB: 0 P: 14	R: 1 E: 0 K: 2 S: 16	H: 1 LOB: 2 BB: 1 P: 23	R: 1 E: 0 K: 1 S: 14	H: 1 LOB: 2 BB: 2 P: 28	R: 0 E: 0 K: 2 S: 17	H: 1 LOB: 0 BB: 0 P: 11	R: 2 E: 0 K: 1 S: 13	H: 3 LOB: 2 BB: 1 P: 22	R: 0 E: 0 K: 0 S: 6	H: 0 LOB: 0 BB: 0 P: 10	R: 0 E: 0 K: 0 S: 6	H: 0 LOB: 0 BB: 0 P: 7	R: 0 E: 0 K: 0 S: 6	H: 1 LOB: 1 BB: 1 P: 11	R: 1 E: 0 K: 0 S: 7	H: 1 LOB: 0 BB: 0 P: 13	1B: 5 2B: 1 3B: 0 HR: 3	SF: 0 SAC: 1 DP: 1 HBP: 0	WP: 1 PB: 1 SB: 0 CS: 0	PA: 50					
PITCHER	IP WLS BF H R ER SO BB IBB HBP BLK WP HR S P ERA WHIP	38 Carlos Zambrano, R ERA: 2.45	13 Will Ohman, L ERA: 5.4	43 Michael Wuerztz, R ERA: 15.0	47 Scott Eyre, L ERA: 15.0	Bob Howry, R ERA: 3.97	PITCHER	IP WLS BF H R ER SO BB IBB HBP BLK WP HR S P ERA WHIP	46 Ryan Dempster, R ERA: 2.45	57 Rocky Cherry, R ERA: 9.0	12 Carlos Villanueva, R ERA: 4.22	Derrick Turnbow, R ERA: 1.8	46 Claudio Vargas, R ERA: 4.76	45 Elmer Dessens, R ERA: 6.75	50 Chris Spurling, R ERA: 3.38	Brian Shouse, L ERA: 3.38	Matt Wise, R ERA: 3.52	12 Carlos Villanueva, R ERA: 4.22	Derrick Turnbow, R ERA: 1.8	46 Claudio Vargas, R ERA: 4.76	45 Elmer Dessens, R ERA: 6.75	50 Chris Spurling, R ERA: 3.38	Brian Shouse, L ERA: 3.38	Matt Wise, R ERA: 3.52	12 Carlos Villanueva, R ERA: 4.22	Derrick Turnbow, R ERA: 1.8	46 Claudio Vargas, R ERA: 4.76	45 Elmer Dessens, R ERA: 6.75	50 Chris Spurling, R ERA: 3.38	Brian Shouse, L ERA: 3.38	Matt Wise, R ERA: 3.52

Milwaukee Brewers @ Chicago Cubs
Wrigley Field, Chicago, IL
Mon Apr 23 2007, 7:05 PM CDT
Alt. 33,920 - Cloudy - 47 F

AB 44
R 5
H 9
RBI 5
BB 5
SO 10
LOB 19



Batter	1	2	3	4	5	6	7	8	9	10	11	12	AB	R	H	RBI	BB	SO	LOB	BOTTOM								
12 Alfonso Soriano, R OBP: 0.305, SLG: 0.393	15 BB 1B				P3		K		F9		F9		6	2	2	0	0	1	3									
15 Cliff Floyd, L OBP: 0.311, SLG: 0.364													2	1	0	0	1	2	1									
19 Matt Murton, R OBP: 0.311, SLG: 0.364													1	0	0	0	0	0	0									
47 Scott Eyre, L ERA: 15.0													0	0	0	0	0	0	0									
Bob Howry, R ERA: 3.97													0	0	0	0	0	0	0									
2 Ryan Theriot, R OBP: 0.326, SLG: 0.378													1	0	0	0	0	0	0									
46 Ryan Dempster, R ERA: 2.45													0	0	0	0	0	0	0									
57 Rocky Cherry, R ERA: 9.0													0	0	0	0	0	0	0									
25 Derrek Lee, R OBP: 0.455, SLG: 0.467													6	0	3	2	0	1	2									
16 Aramis Ramirez, R OBP: 0.382, SLG: 0.597													3	1	1	2	2	1	1									
Jacque Jones, L OBP: 0.351, SLG: 0.314													5	0	1	0	0	1	3									
Mark DeRosa, R OBP: 0.313, SLG: 0.542													5	0	1	0	1	2	4									
24 Henry Blanco, R OBP: 0.231, SLG: 0.273													3	0	1	0	0	1	1									
32 Darvle Ward, L OBP: 0.467, SLG: 0.300													0	0	0	0	1	0	0									
5 Ronny Cedeno, R OBP: 0.129, SLG: 0.345													1	0	0	0	0	0	2									
Cesar Izturis, S OBP: 0.255, SLG: 0.261													2	0	0	0	1	0	1									
Michael Barrett, R OBP: 0.336, SLG: 0.492													2	0	0	0	0	0	2									
38 Carlos Zambrano, S OBP: 0.273, SLG: 0.036													2	0	0	0	0	0	0									
13 Will Ohman, L ERA: 5.4													0	0	0	0	0	0	0									
43 Michael Wuerztz, R ERA: 15.0													0	0	0	0	0	0	0									
17 Felix Pie, L OBP: 0.231, SLG: 0.360													3	0	2	0	0	0	0									
Inning Stats	R: 2 E: 0 K: 0 S: 13	H: 2 LOB: 1 BB: 1 P: 27	R: 0 E: 0 K: 1 S: 7	H: 0 LOB: 0 BB: 0 P: 9	R: 2 E: 1 K: 1 S: 16	H: 3 LOB: 1 BB: 0 P: 24	R: 0 E: 0 K: 0 S: 6	H: 1 LOB: 0 BB: 0 P: 9	R: 0 E: 0 K: 0 S: 9	H: 0 LOB: 0 BB: 0 P: 14	R: 0 E: 0 K: 0 S: 9	H: 1 LOB: 1 BB: 1 P: 18	R: 0 E: 0 K: 1 S: 15	H: 1 LOB: 2 BB: 1 P: 24	R: 0 E: 0 K: 1 S: 7	H: 0 LOB: 2 BB: 2 P: 21	R: 0 E: 0 K: 0 S: 6	H: 0 LOB: 0 BB: 0 P: 10	R: 0 E: 0 K: 1 S: 13	H: 1 LOB: 2 BB: 1 P: 22	R: 0 E: 0 K: 1 S: 11	H: 1 LOB: 1 BB: 1 P: 15	R: 0 E: 0 K: 2 S: 11	H: 1 LOB: 0 BB: 0 P: 13	1B: 7 2B: 3 3B: 0 HR: 1	SF: 1 SAC: 1 DP: 2 HBP: 0	WP: 1 PB: 0 SB: 0 CS: 1	PA: 51
PITCHER	IP WLS BF H R ER SO BB IBB HBP BLK WP HR S P ERA WHIP	46 Claudio Vargas, R ERA: 4.76	45 Elmer Dessens, R ERA: 6.75	50 Chris Spurling, R ERA: 3.38	Brian Shouse, L ERA: 3.38	Matt Wise, R ERA: 3.52	12 Carlos Villanueva, R ERA: 4.22	Derrick Turnbow, R ERA: 1.8	46 Claudio Vargas, R ERA: 4.76	45 Elmer Dessens, R ERA: 6.75	50 Chris Spurling, R ERA: 3.38	Brian Shouse, L ERA: 3.38	Matt Wise, R ERA: 3.52	12 Carlos Villanueva, R ERA: 4.22	Derrick Turnbow, R ERA: 1.8	46 Claudio Vargas, R ERA: 4.76	45 Elmer Dessens, R ERA: 6.75	50 Chris Spurling, R ERA: 3.38	Brian Shouse, L ERA: 3.38	Matt Wise, R ERA: 3.52	12 Carlos Villanueva, R ERA: 4.22	Derrick Turnbow, R ERA: 1.8	46 Claudio Vargas, R ERA: 4.76	45 Elmer Dessens, R ERA: 6.75	50 Chris Spurling, R ERA: 3.38	Brian Shouse, L ERA: 3.38	Matt Wise, R ERA: 3.52	

Milwaukee Brewers @ Chicago Cubs
Wrigley Field, Chicago, IL
Mon Apr 23 2007, 7:05 PM CDT
Alt. 33,920 - Cloudy - 47 F

AB 43
R 4
H 11
RBI 4
BB 6
SO 10
LOB 23



Batter	1	2	3	4	5	6	7	8	9	AB	R	H	RBI	BB	SO	LOB	TOP								
23 Rickie Weeks Jr. R (1.4) OBP: 0.355, SLG: 0.526	G6-3			P4	BB				K	4	0	1	1	1	1	2	Milwaukee Brewers @ Chicago Cubs Wrigley Field, Chicago, IL Tue Apr 24 2007, 7:05 PM CDT Att: 34,382 - Overcast - 52 F								
7 J.J. Hardy R (1.6) OBP: 0.352, SLG: 0.549	F7			28 HR	2B				FC5	4	1	1	0	1	0	2									
28 Prince Fielder L (1.3) OBP: 0.355, SLG: 0.525	K			HR					K	5	1	1	2	0	2	3									
2 Bill Hall R (1.8) OBP: 0.333, SLG: 0.493		K		BB	1B				FC5	4	0	1	0	1	1	3									
Kevin Mench R (1.7) OBP: 0.375, SLG: 0.564	G6-3			F7	BB				FC5	4	1	2	1	0	0	1									
1 Cory Hart R (1.9) OBP: 0.377, SLG: 0.435	F8			1B					1B	4	0	2	0	0	0	0									
Damian Miller R (1.2)				K					K	3	1	0	0	1	2	4									
9 Tony Graffanino R (1.5) OBP: 0.289, SLG: 0.205				F7					K	4	0	1	0	0	0	1									
37 Jeff Suppan R (1.1) OBP: 0.214, SLG: 0.083				F9					BB	3	0	0	0	0	2	1									
Craig Counsell L (9. PH) OBP: 0.319, SLG: 0.405				K					BB	1	0	1	0	0	0	0									
Derrick Turnbow R (9.1)				K					BB	0	0	0	0	0	0	0									
Francisco Cordero R (9.1)				K					BB	0	0	0	0	0	0	0									
Inning Stats	R: 0 E: 0 K: 1 S: 7	H: 0 LOB: 0 BB: 0 P: 10	R: 0 E: 0 K: 1 S: 7	H: 0 LOB: 0 BB: 0 P: 10	R: 0 E: 0 K: 1 S: 8	H: 0 LOB: 0 BB: 0 P: 10	R: 2 E: 0 K: 1 S: 15	H: 3 LOB: 2 BB: 1 P: 24	R: 0 E: 0 K: 1 S: 15	H: 0 LOB: 1 BB: 1 P: 22	R: 1 E: 0 K: 0 S: 12	H: 2 LOB: 0 BB: 0 P: 17	R: 1 E: 0 K: 0 S: 10	H: 1 LOB: 1 BB: 1 P: 17	R: 0 E: 0 K: 1 S: 12	H: 2 LOB: 2 BB: 0 P: 17	R: 0 E: 0 K: 2 S: 14	H: 2 LOB: 3 BB: 1 P: 23	1B: 7 2B: 1 3B: 0 HR: 2	SF: 0 SAC: 0 DP: 0 HBP: 0	WP: 0 PB: 0 SB: 0 CS: 1	PA: 40			
PITCHER	IP	WLS	BF	H	R	ER	SO	BB	IBB	HBP	BLK	WP	HR	S	P	ERA	WHIP								
53 Rich Hill L (1.1) ERA: 1.57	6.2	L	28	6	4	4	5	3	0	0	0	0	2	72	108	5.40	1.350								
57 Rocky Cherry R (7.1) ERA: 3.86	1.1		6	2	0	0	1	0	0	0	0	0	0	14	19	0.00	1.500								
47 Scott Eyre L (9.1) ERA: 12.86	1.0		6	2	0	0	2	1	0	0	0	0	0	14	23	0.00	3.000								

Batter	1	2	3	4	5	6	7	8	9	AB	R	H	RBI	BB	SO	LOB	BOTTOM								
12 Alfonso Soriano R (1.7) OBP: 0.302, SLG: 0.400	G4-3			P4	2B				K	4	0	1	0	0	1	0	Milwaukee Brewers @ Chicago Cubs Wrigley Field, Chicago, IL Tue Apr 24 2007, 7:05 PM CDT Att: 34,382 - Overcast - 52 F								
17 Felix Pie L (1.8) OBP: 0.233, SLG: 0.345	G3-1			25 1B	G4-3				P5	4	0	1	0	0	0	1									
25 Derrek Lee R (1.3) OBP: 0.457, SLG: 0.481	L4			1B					G6-3	4	0	2	0	0	0	0									
16 Aramis Ramirez R (1.5) OBP: 0.375, SLG: 0.576		FC6		1B	P3				F8	4	0	1	0	0	0	3									
Michael Barrett R (1.2) OBP: 0.347, SLG: 0.508		FC6		2B	L4-6				K2-3	4	0	2	0	0	1	1									
Jacque Jones L (1.9) OBP: 0.338, SLG: 0.301		FC6		1B	L8				K2-3	3	0	0	0	0	1	4									
57 Rocky Cherry R (7.1)		FC6		BB	L8				BB	0	0	0	0	0	0	0									
47 Scott Eyre L (9.1)		FC6		BB	L8				BB	0	0	0	0	0	0	0									
32 Daryle Ward L (9. PH) OBP: 0.500, SLG: 0.300		FC6		BB	L8				BB	0	1	0	0	1	0	0									
Mark DeRosa R (1.4) OBP: 0.324, SLG: 0.548		G6-3		BB	L4-6				F8	3	0	1	1	1	0	1									
Cesar Izturis S (1.6) OBP: 0.259, SLG: 0.265		G6-3		BB	L4-6				F8	3	0	1	0	0	0	3									
15 Cliff Floyd L (9. PH) OBP: 0.275, SLG: 0.347		G6-3		BB	L4-6				G3	1	0	0	0	0	1	1									
53 Rich Hill L (1.1)		G6-3		BB	L4-6				G3	1	0	0	0	0	1	1									
2 Ryan Theriot R (7.4) OBP: 0.358, SLG: 0.373		G6-3		BB	L4-6				L4	2	0	0	0	0	1	1									
Inning Stats	R: 0 E: 0 K: 0 S: 5	H: 0 LOB: 0 BB: 0 P: 6	R: 0 E: 0 K: 0 S: 13	H: 2 LOB: 1 BB: 1 P: 19	R: 0 E: 0 K: 1 S: 15	H: 2 LOB: 0 BB: 0 P: 22	R: 0 E: 0 K: 0 S: 8	H: 1 LOB: 0 BB: 0 P: 10	R: 0 E: 0 K: 0 S: 11	H: 2 LOB: 1 BB: 0 P: 14	R: 0 E: 0 K: 1 S: 10	H: 1 LOB: 1 BB: 0 P: 17	R: 0 E: 0 K: 0 S: 7	H: 0 LOB: 0 BB: 0 P: 12	R: 0 E: 0 K: 1 S: 9	H: 0 LOB: 0 BB: 0 P: 15	R: 1 E: 0 K: 2 S: 18	H: 1 LOB: 1 BB: 1 P: 28	1B: 5 2B: 5 3B: 0 HR: 0	SF: 0 SAC: 0 DP: 3 HBP: 0	WP: 0 PB: 0 SB: 0 CS: 0	PA: 35			
PITCHER	IP	WLS	BF	H	R	ER	SO	BB	IBB	HBP	BLK	WP	HR	S	P	ERA	WHIP								
37 Jeff Suppan R (1.1) ERA: 2.99	8.0	W	30	8	0	0	3	1	0	0	0	0	0	78	115	0.00	1.125								
Derrick Turnbow R (9.1) ERA: 2.53	0.2		4	1	1	1	1	1	0	0	0	0	0	15	24	13.50	3.000								
Francisco Cordero R (9.1)	0.1	S	1	0	0	0	1	0	0	0	0	0	0	3	4	0.00	0.000								



Batter	1	2	3	4	5	6	7	8	9	AB	R	H	RBI	BB	SO	LOB	TOP								
23 Ricke Weeks Jr. R OBP: 0.347, SLG: 0.542	G4-3		G5-3		G6-3			HR	L8	5	1	1	1	0	0	2									
7 J.J. Hardy R OBP: 0.347, SLG: 0.535	L9			F7		G6-3		1B	1B	4	0	1	0	0	0	0									
28 Prince Fielder L OBP: 0.361, SLG: 0.524	1B			K		1B		F7		4	0	2	0	0	1	1									
2 Bill Hall R OBP: 0.318, SLG: 0.468	K			F7		F9		K		4	0	0	0	0	2	3									
Johnny Estrada S OBP: 0.319, SLG: 0.379		F9				G5-3		1B	1B	4	1	2	0	0	0	1									
Kevin Mench R OBP: 0.367, SLG: 0.542	L7					G5-3		G6-3		4	1	1	0	0	0	2									
1 Corey Hart R OBP: 0.368, SLG: 0.440	G6-3					F8		2B	K	4	0	1	0	0	1	2									
9 Tony Graffanino R OBP: 0.306, SLG: 0.233			F8			1B		F8	23 DI	4	0	2	1	0	0	1									
15 Ben Sheets R 45 Elmer Dessens R 22 Tony Gwynn Jr. L Matt Wise R Geoff Jenkins L 50 Chris Spurling R Brian Shouse L Craig Counsell L			K		G4-3		F7		P6	1	0	0	0	0	0	1									
Inning Stats	R: 0 E: 0 K: 1 S: 11	H: 1 LOB: 1 BB: 0 P: 16	R: 0 E: 0 K: 0 S: 8	H: 0 LOB: 0 BB: 0 P: 9	R: 0 E: 0 K: 1 S: 13	H: 0 LOB: 0 BB: 0 P: 21	R: 0 E: 0 K: 1 S: 7	H: 0 LOB: 0 BB: 0 P: 13	R: 2 E: 0 K: 0 S: 9	H: 3 LOB: 1 BB: 0 P: 12	R: 0 E: 0 K: 0 S: 13	H: 1 LOB: 1 BB: 0 P: 15	R: 0 E: 0 K: 0 S: 13	H: 1 LOB: 1 BB: 0 P: 14	R: 1 E: 0 K: 1 S: 13	H: 3 LOB: 2 BB: 0 P: 19	R: 0 E: 0 K: 1 S: 10	H: 1 LOB: 1 BB: 0 P: 15	1B: 8 2B: 1 3B: 0 HR: 1	SF: 0 SAC: 0 DP: 0 HBP: 0	WP: 0 PB: 1 SB: 0 CS: 0	PA: 37			
PITCHER	IP	WLS	BF	H	R	ER	SO	BB	IBB	HBP	BLK	WP	HR	S	P	ERA	WHIP								
30 Ted Lilly L ERA: 2.18	7.0	W	27	6	2	1	3	0	0	0	0	0	0	74	100	1.29	0.857								
43 Michael Wuerz R ERA: 0.75	1.0		6	3	1	1	1	0	0	0	0	0	1	13	19	9.00	3.000								
Bob Howry R ERA: 3.65	1.0		4	1	0	0	1	0	0	0	0	0	0	10	15	0.00	1.000								

Milwaukee Brewers @ Chicago Cubs
Wrigley Field, Chicago, IL
Wed Apr 25 2007, 1:20 PM CDT
Att: 38,581 - Rain - 44 F

AB 37
R 3
H 10
RBI 3
BB 0
SO 5
LOB 15

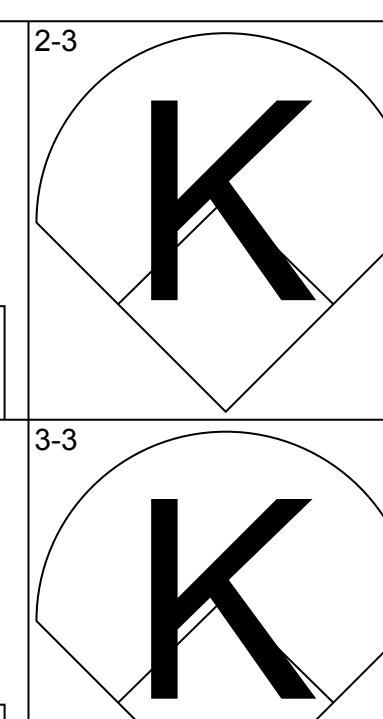
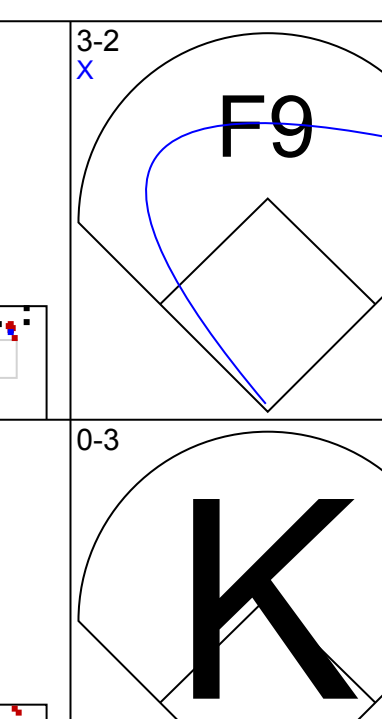
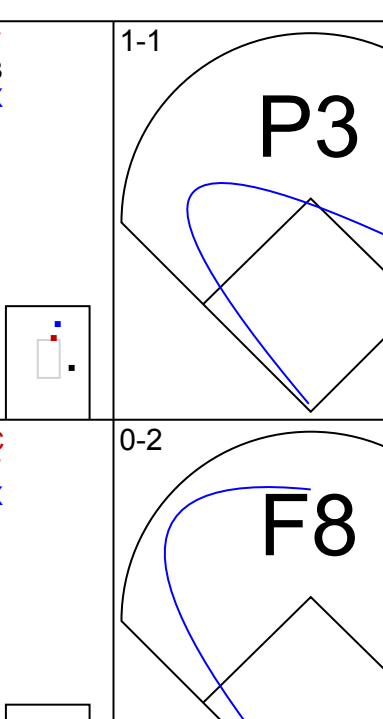
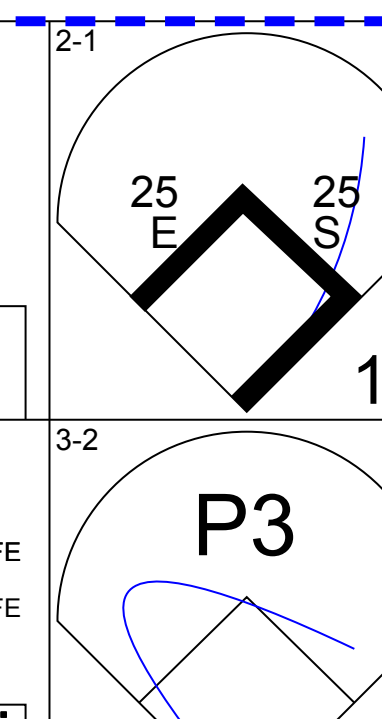
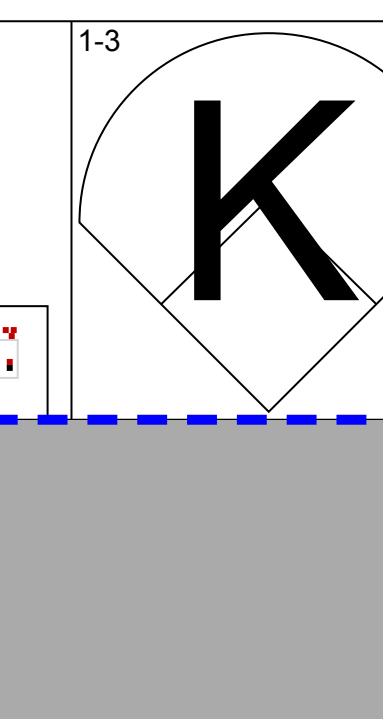
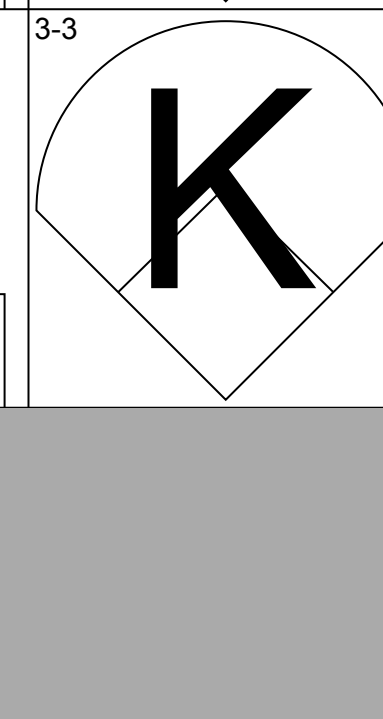

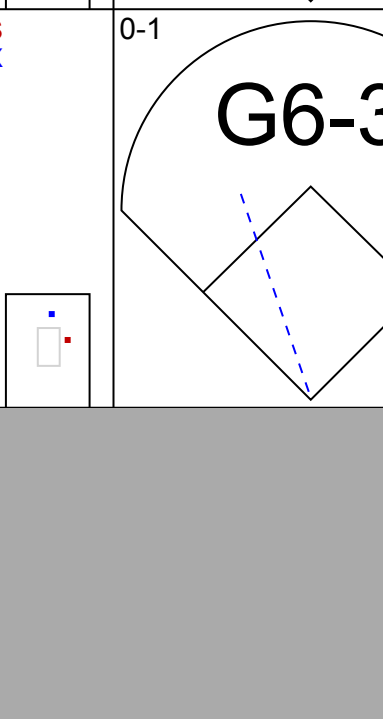
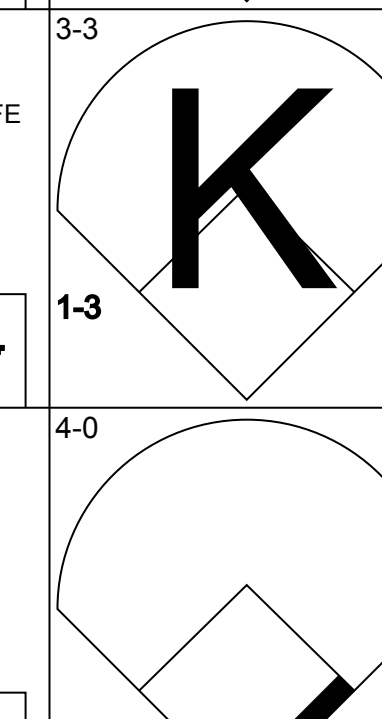

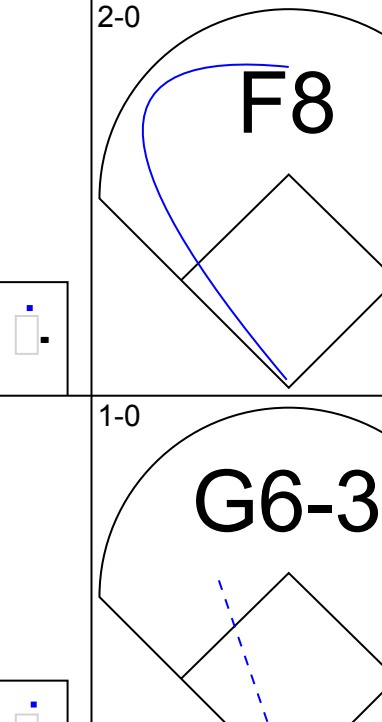

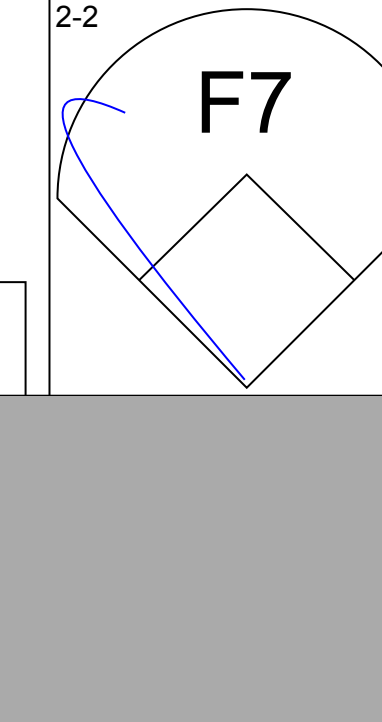
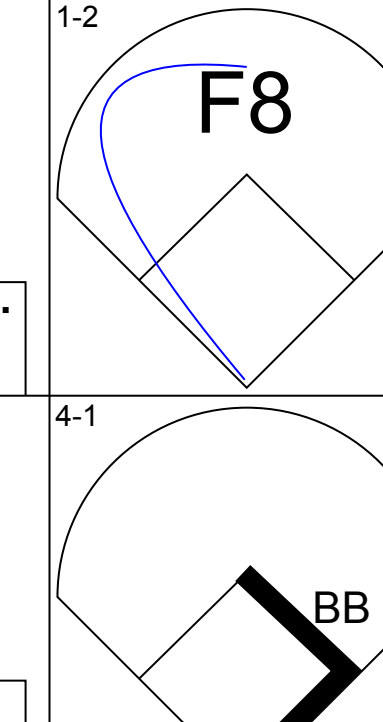
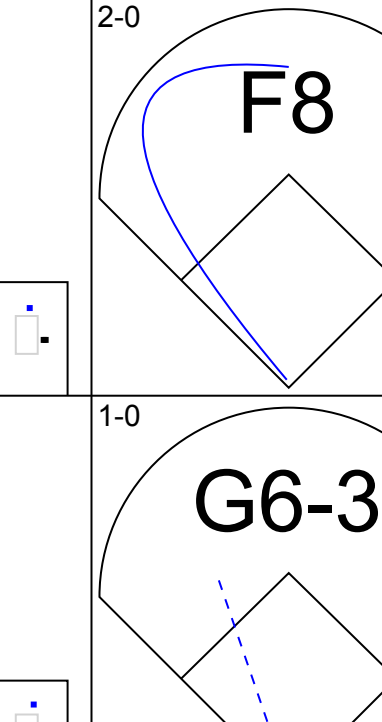

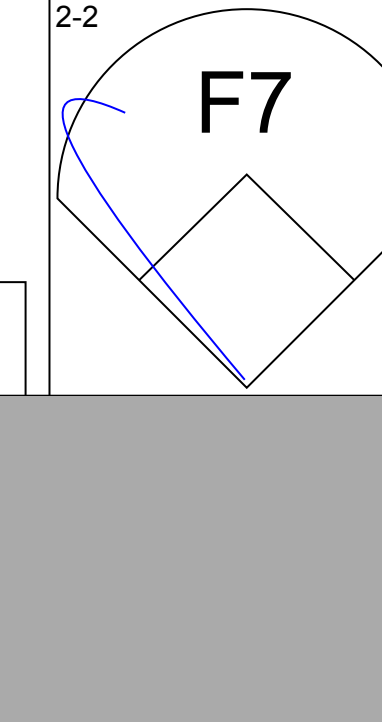
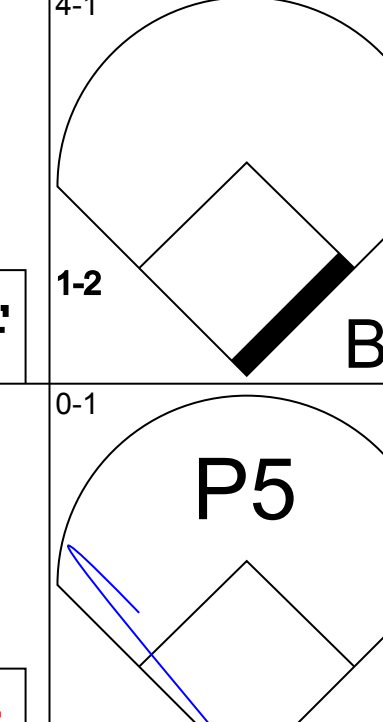
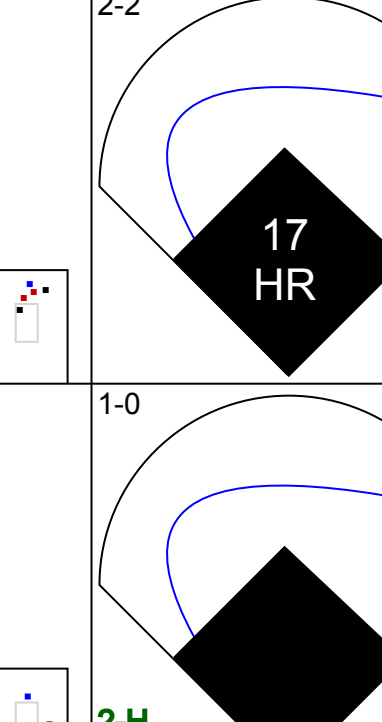




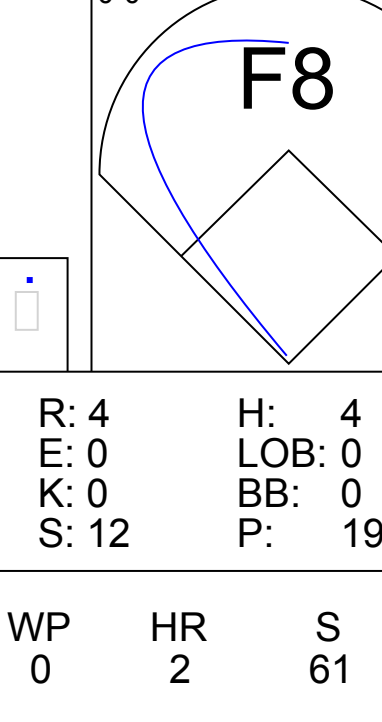
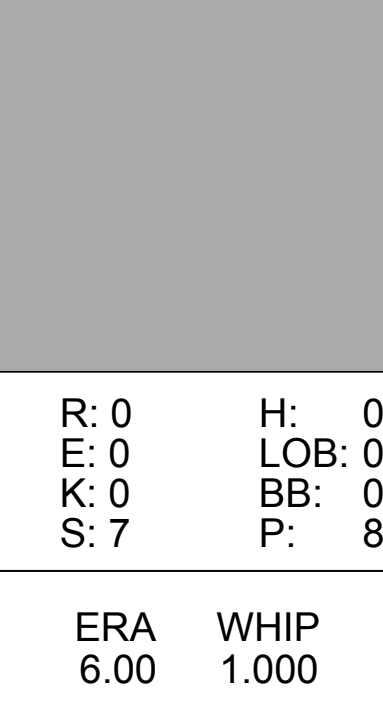
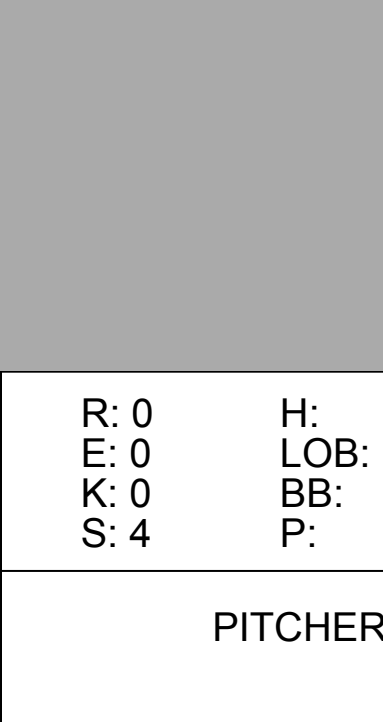
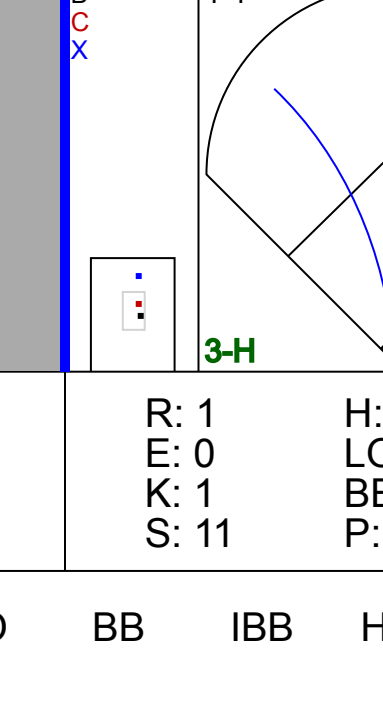
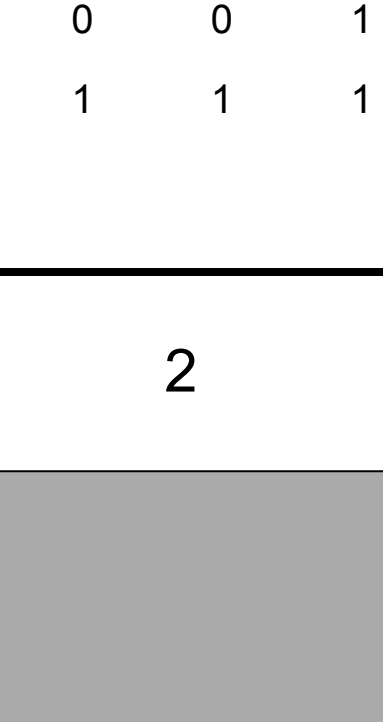
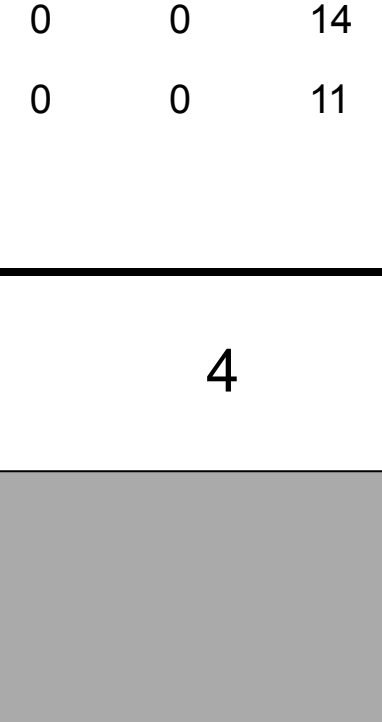
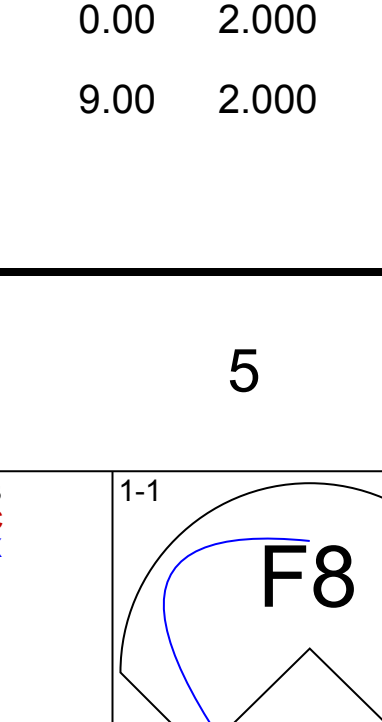
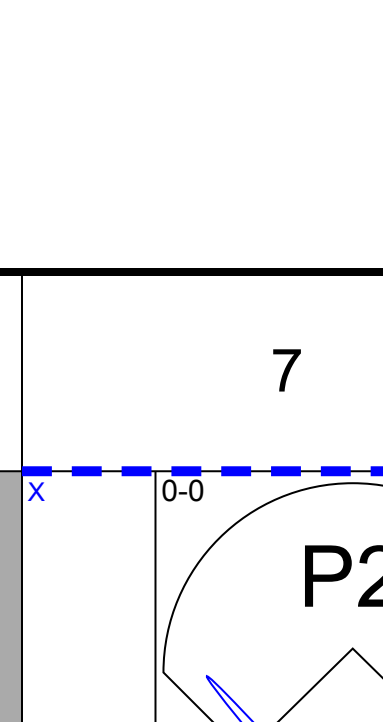
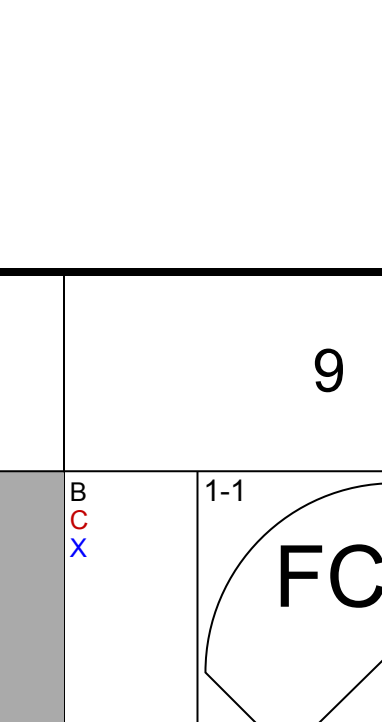




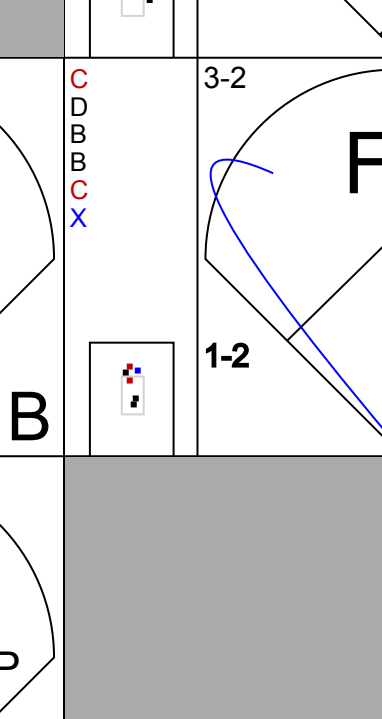
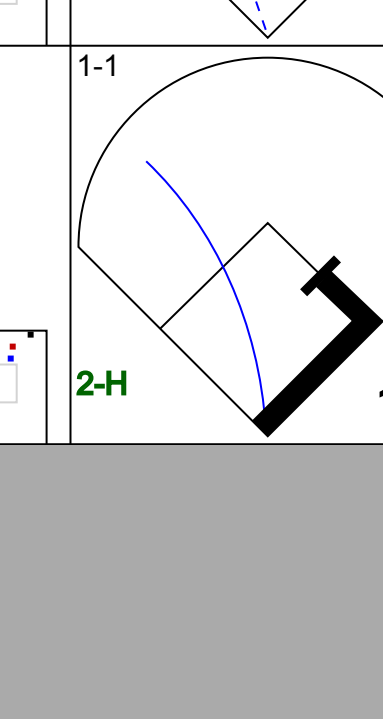
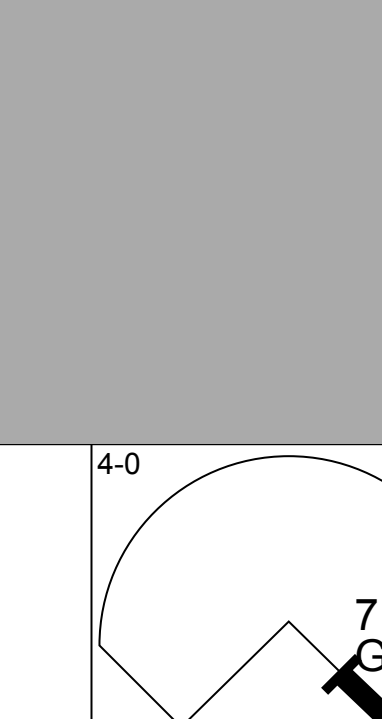
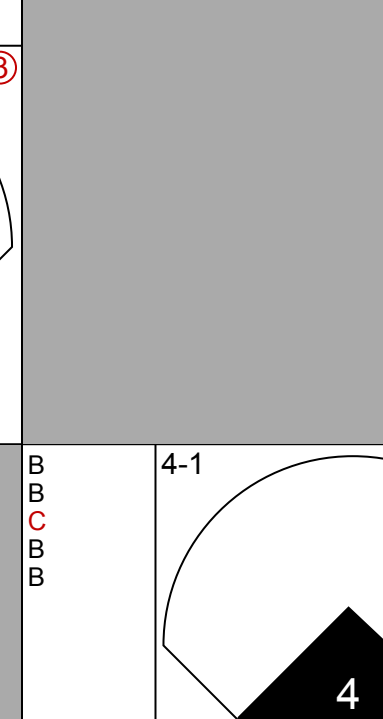
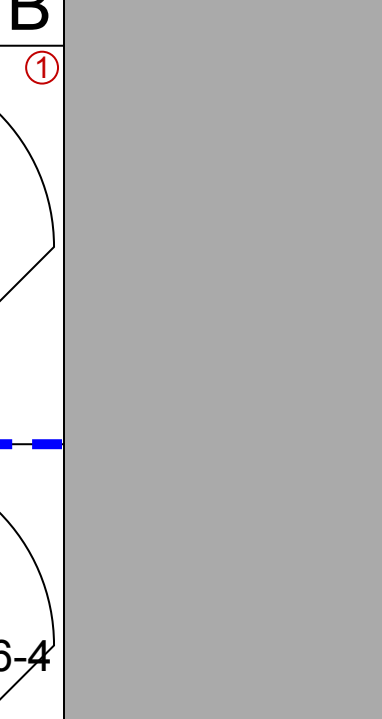


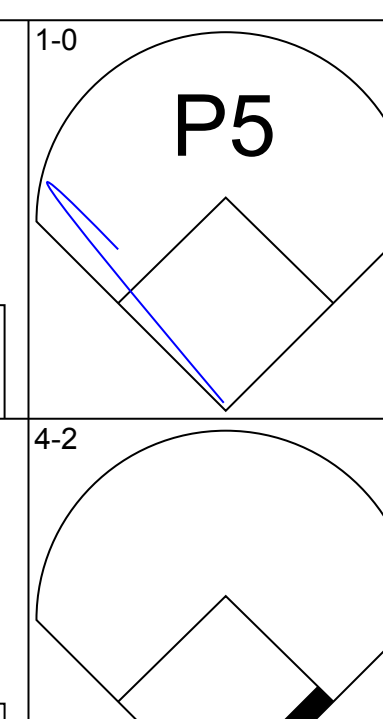
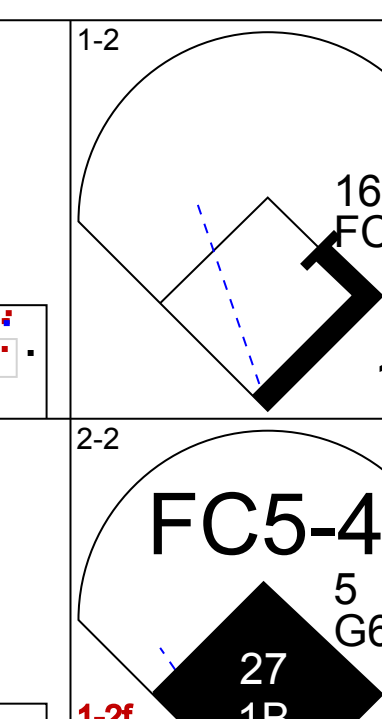
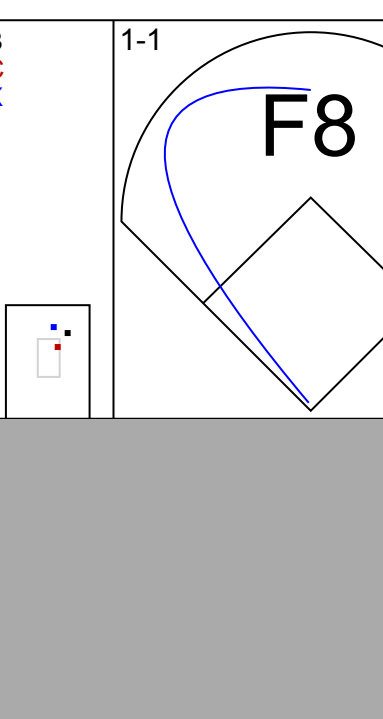
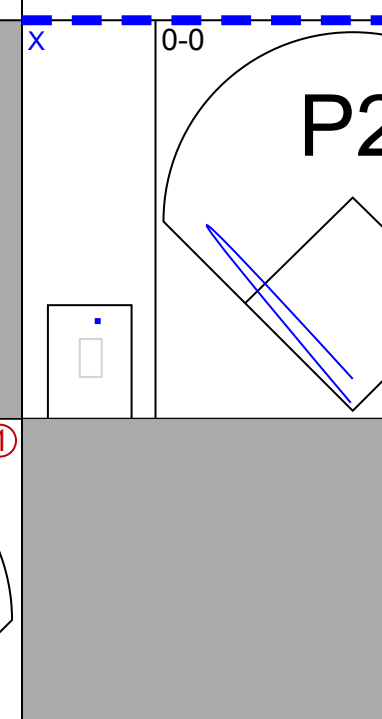
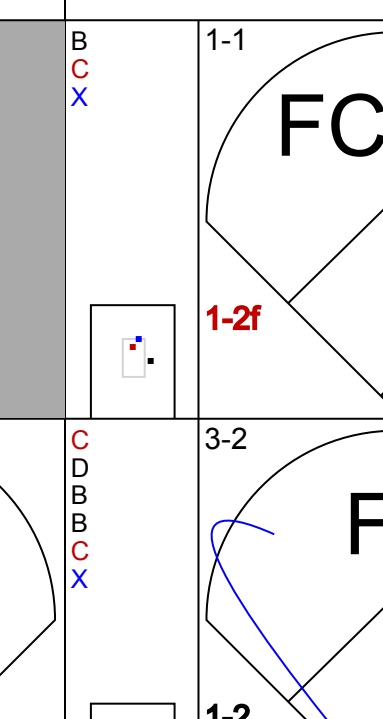
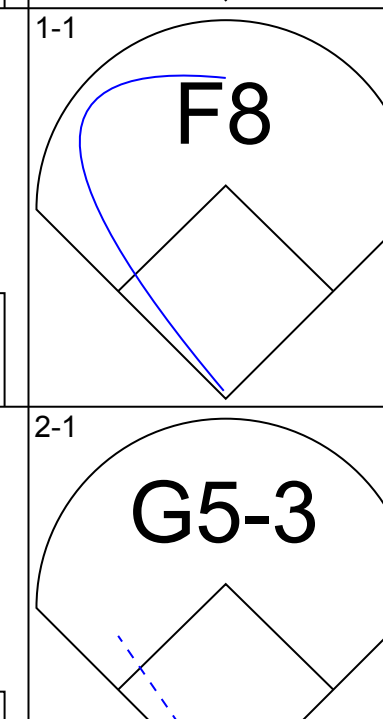
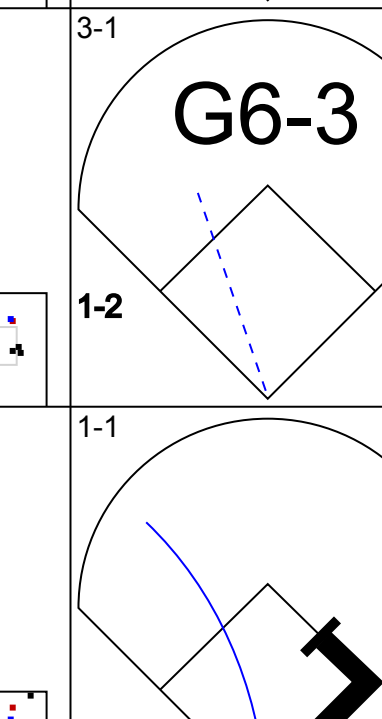


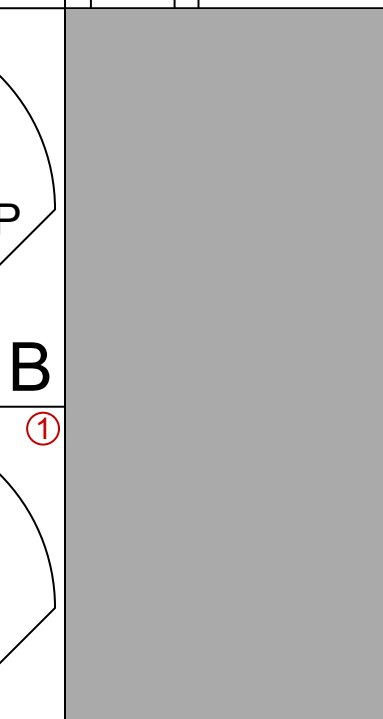



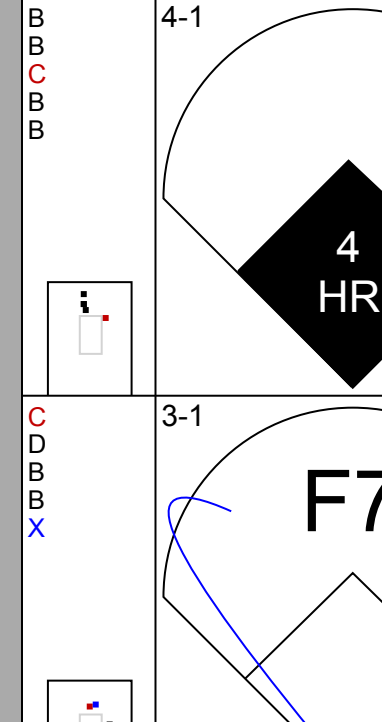
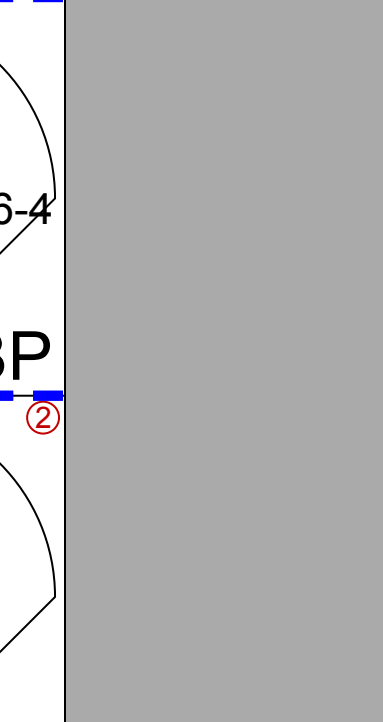


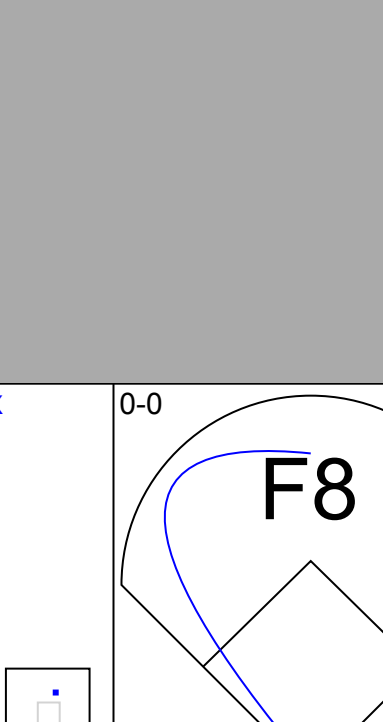
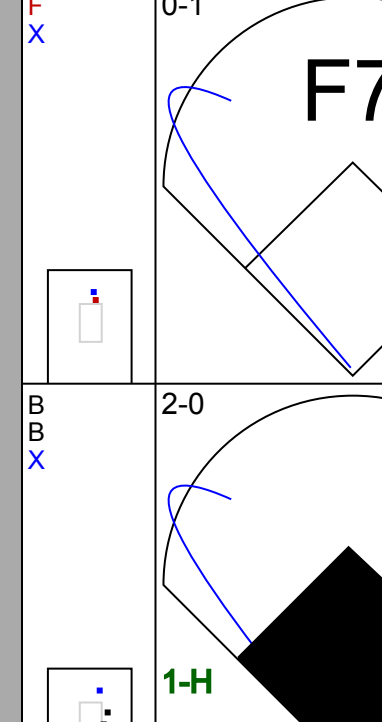
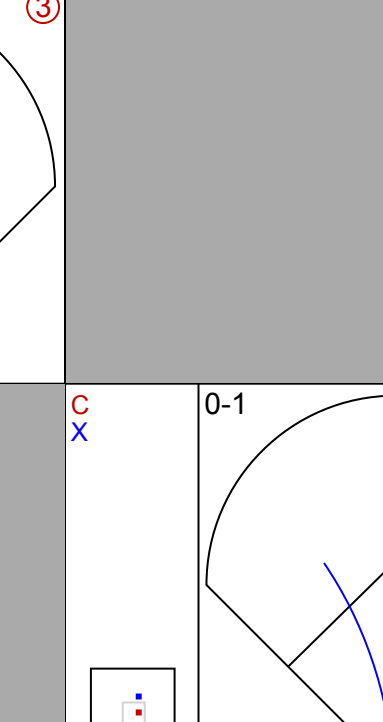
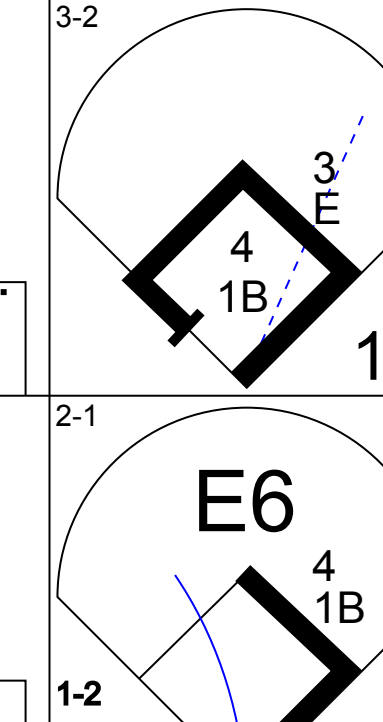
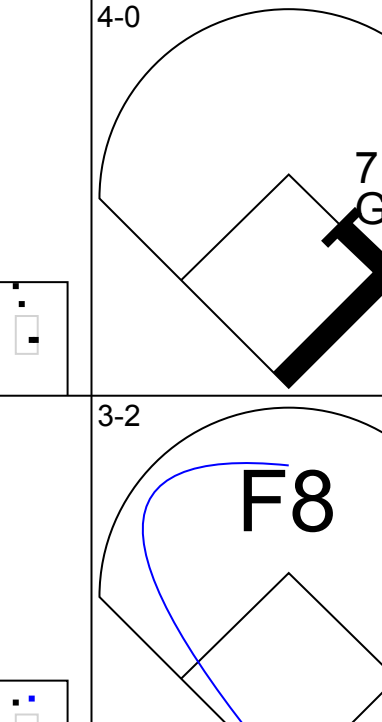
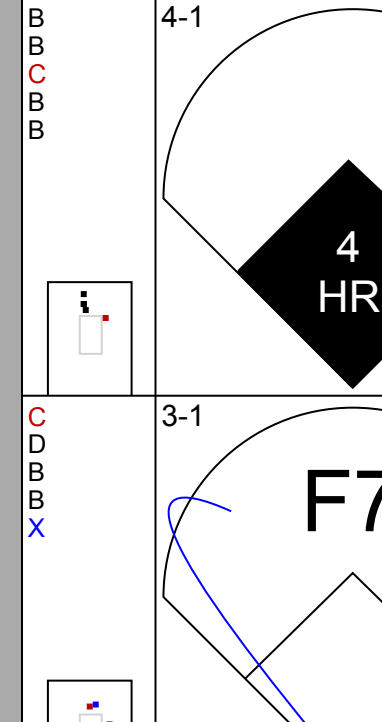
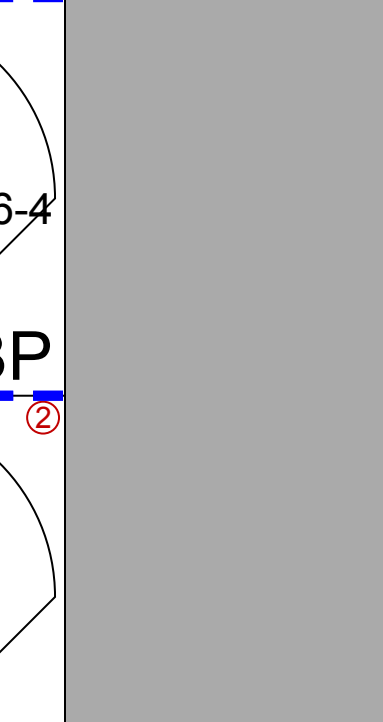
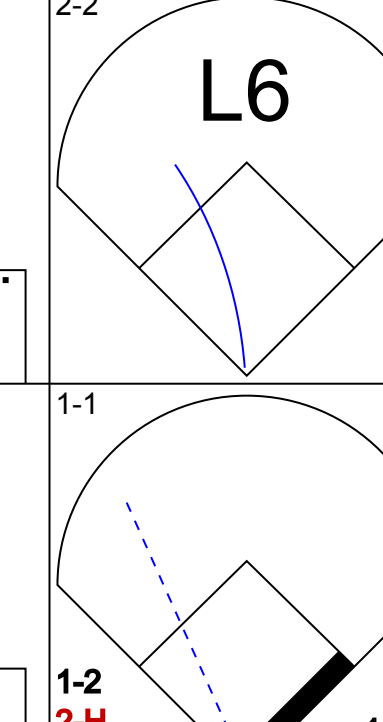
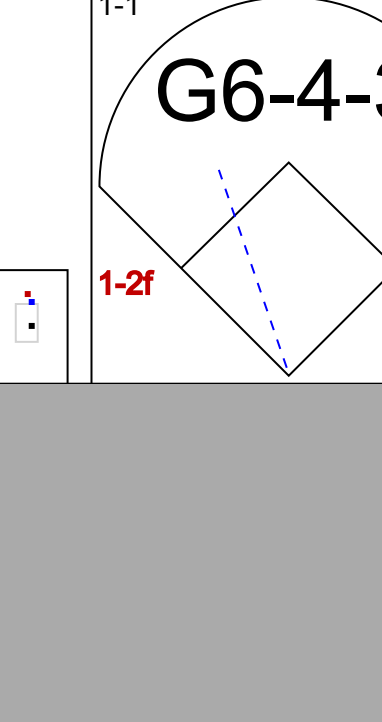
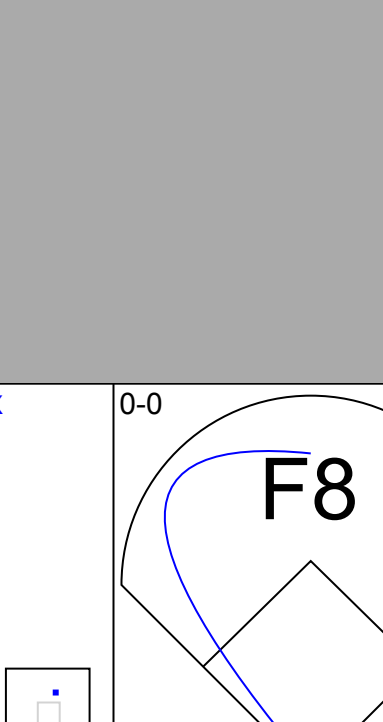
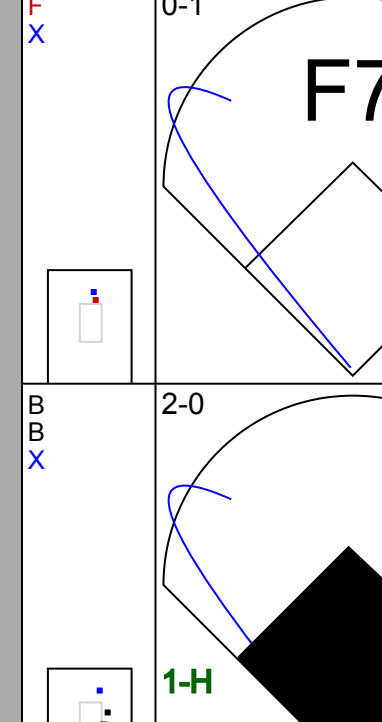
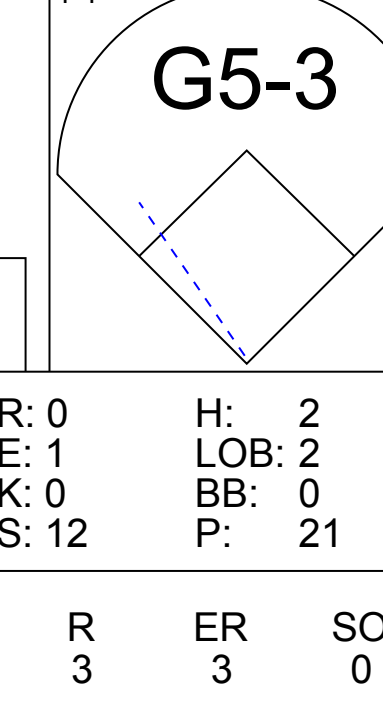
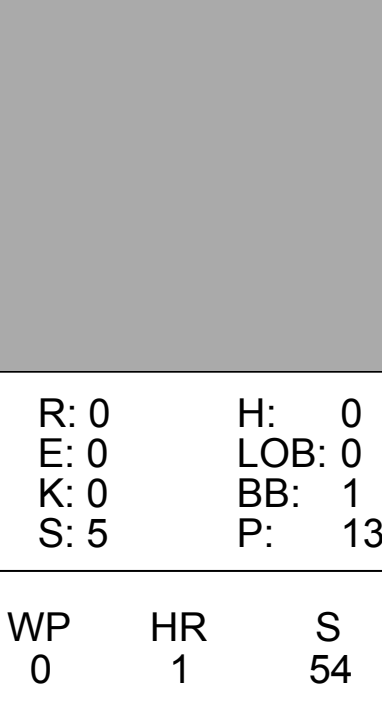
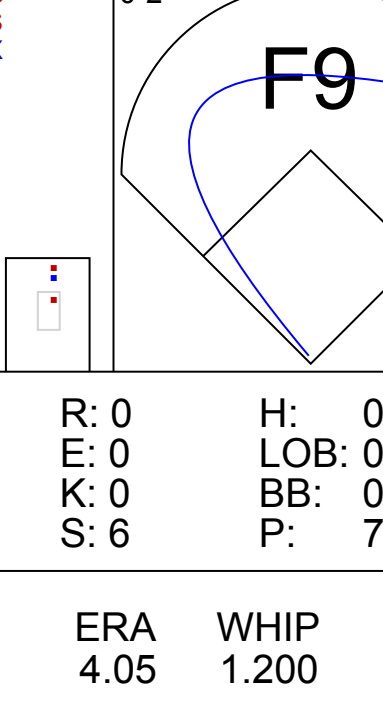
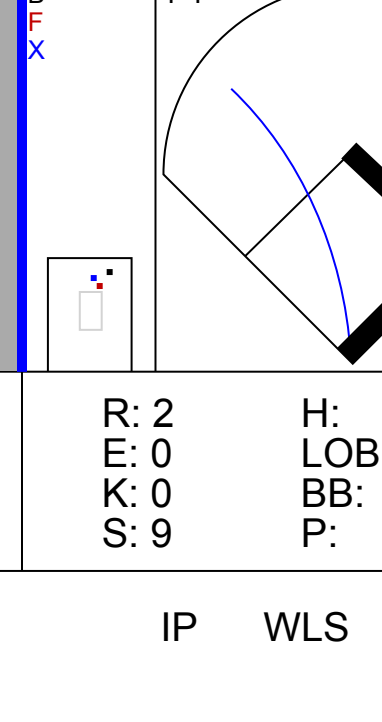
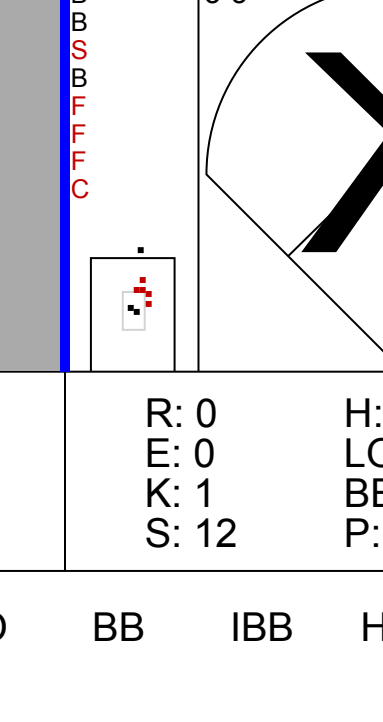
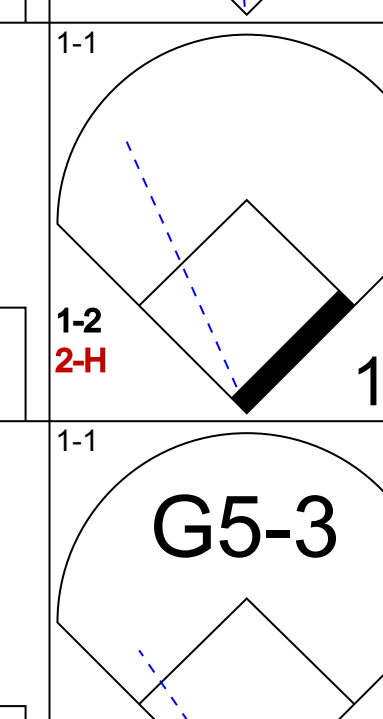

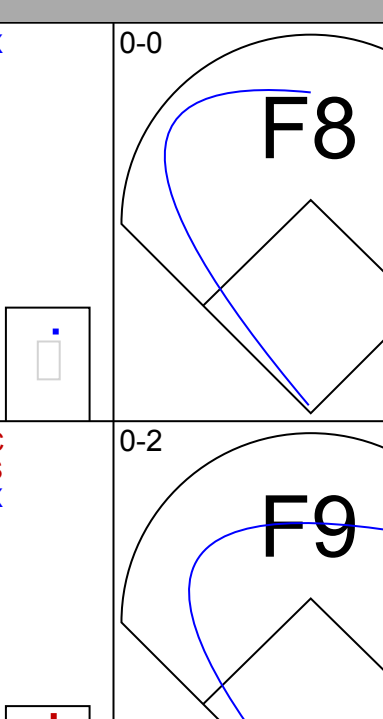
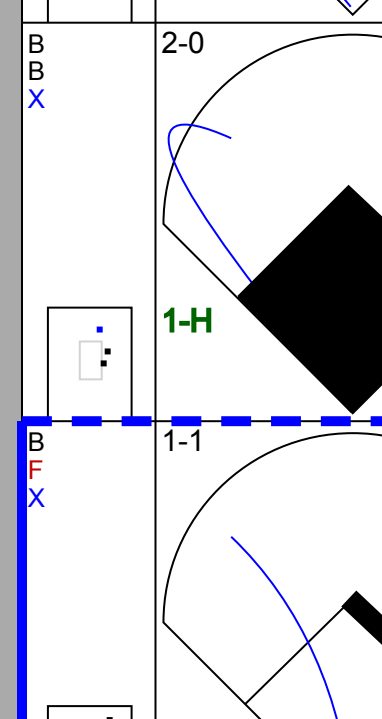
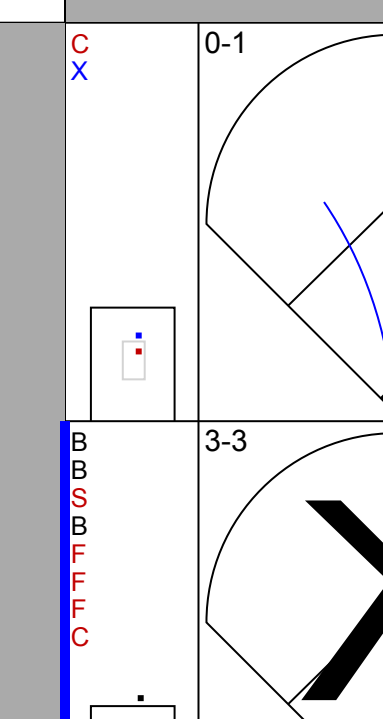
Batter	1	2	3	4	5	6	7	8	9	AB	R	H	RBI	BB	SO	LOB	BOTTOM								
2 Ryan Theriot R OBP: 0.362, SLG: 0.375	G2		FC6	15 2B		G5-3		15 1B		5	2	2	2	0	0	2									
15 Cliff Floyd L OBP: 0.321, SLG: 0.407	G5-3		25 FC6-4	1B		25 1B		25 1B		5	1	4	2	0	0	0									
25 Derrek Lee R OBP: 0.474, SLG: 0.560	16 FC6-4		FC6-4			1B		1B		5	2	4	2	0	0	1									
16 Aramis Ramirez R OBP: 0.364, SLG: 0.543	FC6-4			1B		L9		F8		4	1	0	0	1	0	5									
Michael Barrett R OBP: 0.351, SLG: 0.500		G5-3		K		F7		K		5	0	2	2	0	2	3									
Jacque Jones L OBP: 0.321, SLG: 0.286	F8		FC6	17 1B		G4-3		F7		4	1	0	0	0	0	3									
Mark DeRosa R OBP: 0.333, SLG: 0.538	G5-3		17 1B	2 1B		F9		HBP		3	1	1	1	0	0	1									
17 Felix Pie L OBP: 0.265, SLG: 0.394	K2-3		15 2B	2 1B		G4-3		G4-3		4	1	2	0	0	1	3									
30 Ted Lilly L OBP: 0.083, SLG: 0.083				K				G4-3		3	0	1	0	0	2	4									
43 Michael Wuerz R ERA: 6.0										0	0	0	0	0	0	0									
5 Ronny Cedeno R OBP: 0.125, SLG: 0.333										1	0	0	0	0	0	0									
Bob Howry L ERA: 4.26										0	0	0	0	0	0	0									
Inning Stats	R: 0 E: 0 K: 0 S: 8	H: 1 LOB: 1 BB: 0 P: 9	R: 0 E: 0 K: 1 S: 14	H: 1 LOB: 1 BB: 0 P: 21	R: 0 E: 0 K: 0 S: 7	H: 2 LOB: 1 BB: 0 P: 10	R: 5 E: 1 K: 2 S: 16	H: 4 LOB: 1 BB: 1 P: 25	R: 1 E: 0 K: 0 S: 10	H: 1 LOB: 0 BB: 0 P: 16	R: 0 E: 0 K: 1 S: 10	H: 1 LOB: 1 BB: 0 P: 17	R: 2 E: 0 K: 0 S: 12	H: 3 LOB: 2 BB: 0 P: 15	R: 1 E: 0 K: 1 S: 16	H: 3 LOB: 2 BB: 0 P: 24	1B: 11 2B: 4 3B: 0 HR: 1	SF: 0 SAC: 0 DP: 0 HBP: 1	WP: 0 PB: 0 SB: 0 CS: 0	PA: 41					
PITCHER	IP	WLS	BF	H	R	ER	SO	BB	IBB	HBP	BLK	WP	HR	S	P	ERA	WHIP								
15 Ben Sheets R ERA: 4.5	3.0	L	8	4	5	0	2	1	0	0	0	0	0	16	25	0.00	5.000								
45 Elmer Dessens R ERA: 6.0	1.0		8	2	1	1	1	0	0	0	0	0	1	20	33	4.50	1.000								
Matt Wise R ERA: 3.72	2.0		7	3	2	2	0	0	0	1	0	0	0	12	15	18.00	3.000								
50 Chris Spurling R ERA: 13.5	1.0		6	3	1	1	1	0	0	0	0	0	0	16	24	9.00	3.000								
Brian Shouse L ERA: 4.26	1.0		6	3	1	1	1	0	0	0	0	0	0	16	24	9.00	3.000								

Milwaukee Brewers @ Chicago Cubs
Wrigley Field, Chicago, IL
Wed Apr 25 2007, 1:20 PM CDT
Att: 38,581 - Rain - 44 F

AB 39
R 9
H 16
RBI 9
BB 1
SO 5
LOB 22



Batter	1	2	3	4	5	6	7	8	9	AB	R	H	RBI	BB	SO	LOB	TOP			
12 Alfonso Soriano, R (1.7) OBP: 0.294, SLG: 0.385										5	0	1	0	0	2	1	Chicago Cubs @ St. Louis Cardinals Busch Stadium, St. Louis, MO Fri Apr 27 2007, 7:10 PM CDT Att: 45,131 - Partly Cloudy - 68 F			
2 Ryan Theriot, R (1.6) OBP: 0.339, SLG: 0.350										4	0	0	0	0	2	1				
25 Derrek Lee, R (1.3) OBP: 0.465, SLG: 0.557										4	1	1	0	0	2	1				
16 Aramis Ramirez, R (1.5) OBP: 0.370, SLG: 0.575										3	1	1	2	1	0	0				
Michael Barrett, R (1.2) OBP: 0.333, SLG: 0.472										4	0	0	0	0	0	2				
19 Matt Murton, R (1.9) OBP: 0.341, SLG: 0.325										3	1	1	0	1	0	0				
Mark DeRosa, R (1.4) OBP: 0.342, SLG: 0.544										3	1	1	0	1	1	1				
17 Felix Pie, L (1.8) OBP: 0.263, SLG: 0.459										4	1	1	2	0	0	3				
Jason Marquis, L (1.1) OBP: 0.244, SLG: 0.357										3	0	0	0	0	1	0				
13 Will Ohman, L (7.1) ERA: 5.4										0	0	0	0	0	0	0				
43 Michael Wertz, R (7.1) ERA: 0.71										0	0	0	0	0	0	0				
48 Neal Cotts, L (8.1) ERA: 0.71										0	0	0	0	0	0	0				
46 Ryan Dempster, R (8.1) ERA: 2.13										1	0	1	1	0	0	0				
Cesar Izturis, S (8.9) OBP: 0.273, SLG: 0.280										0	0	0	0	0	0	0				
Inning Stats	R: 0 E: 0 K: 3 S: 11	H: 0 LOB: 0 BB: 0 P: 19	R: 0 E: 0 K: 0 S: 12	H: 0 LOB: 2 BB: 2 P: 24	R: 0 E: 0 K: 2 S: 15	H: 0 LOB: 0 BB: 0 P: 19	R: 4 E: 0 K: 0 S: 12	H: 4 LOB: 0 BB: 0 P: 19	R: 0 E: 0 K: 0 S: 4	H: 0 LOB: 0 BB: 0 P: 7	R: 0 E: 0 K: 1 S: 10	H: 0 LOB: 0 BB: 0 P: 13	R: 0 E: 1 K: 1 S: 14	H: 1 LOB: 2 BB: 1 P: 27	R: 1 E: 0 K: 1 S: 11	H: 2 LOB: 1 BB: 0 P: 14	1B: 2 2B: 3 3B: 0 HR: 2	SF: 0 SAC: 0 DP: 0 HBP: 0	WP: 0 PB: 0 SB: 1 CS: 0	PA: 37
PITCHER	IP WLS BF H R ER SO BB IBB HBP BLK WP HR S P ERA WHIP																			
23 Anthony Reyes, R (1.1) ERA: 5.73	6.0 L 24 4 4 4 5 2 0 0 0 0 0 2 61 96 6.00 1.000																			
Tyler Johnson, L (7.1) ERA: 5.4	1.0 3 0 0 0 1 0 0 0 0 0 0 0 10 13 0.00 0.000																			
56 Kelvin Jimenez, R (8.1) ERA: 2.0	1.0 5 1 0 0 1 1 0 0 0 0 0 0 14 27 0.00 2.000																			
34 Randy Flores, L (9.1) ERA: 2.0	1.0 5 2 1 1 1 0 0 0 0 0 0 0 11 14 9.00 2.000																			

Batter	1	2	3	4	5	6	7	8	9	AB	R	H	RBI	BB	SO	LOB	BOTTOM			
22 David Eckstein, R (1.6) OBP: 0.292, SLG: 0.250										5	0	1	0	0	0	2	Chicago Cubs @ St. Louis Cardinals Busch Stadium, St. Louis, MO Fri Apr 27 2007, 7:10 PM CDT Att: 45,131 - Partly Cloudy - 68 F			
16 Chris Duncan, L (1.7) OBP: 0.402, SLG: 0.568										4	1	1	0	1	0	2				
5 Albert Pujols, R (1.3) OBP: 0.340, SLG: 0.471										4	0	1	0	0	0	2				
27 Scott Rolen, R (1.5) OBP: 0.338, SLG: 0.441										4	0	1	1	0	0	3				
15 Jim Edmonds, L (1.8) OBP: 0.315, SLG: 0.313										1	1	1	0	2	0	0				
So Taguchi, R (8. PH) OBP: 0.344, SLG: 0.357										0	0	0	0	0	0	0				
3 Preston Wilson, R (1.9) OBP: 0.246, SLG: 0.310										4	0	0	0	0	1	6				
7 Adam Kennedy, L (1.4) OBP: 0.265, SLG: 0.302										4	0	0	0	0	0	7				
4 Yadier Molina, R (1.2) OBP: 0.377, SLG: 0.345										4	1	3	2	0	0	0				
23 Anthony Reyes, R (1.1) ERA: 2.35										2	0	0	0	0	0	2				
Tyler Johnson, S (7. PH) ERA: 5.4										0	0	0	0	0	0	0				
Aaron Miles, S (7. PH) ERA: 0.71										1	0	1	0	0	0	0				
56 Kelvin Jimenez, R (8.1) ERA: 2.0										0	0	0	0	0	0	0				
34 Randy Flores, L (9.1) ERA: 2.0										0	0	0	0	0	0	0				
26 Scott Spiezio, S (8. PH) OBP: 0.260, SLG: 0.310										1	0	0	0	0	1	1				
Inning Stats	R: 0 E: 0 K: 0 S: 7	H: 0 LOB: 1 BB: 1 P: 15	R: 0 E: 1 K: 0 S: 12	H: 2 LOB: 2 BB: 0 P: 21	R: 1 E: 0 K: 0 S: 12	H: 2 LOB: 1 BB: 0 P: 19	R: 0 E: 0 K: 0 S: 5	H: 0 LOB: 0 BB: 1 P: 13	R: 0 E: 0 K: 0 S: 6	H: 0 LOB: 0 BB: 0 P: 7	R: 2 E: 0 K: 0 S: 9	H: 2 LOB: 1 BB: 1 P: 19	R: 0 E: 0 K: 1 S: 15	H: 2 LOB: 3 BB: 0 P: 20	R: 0 E: 0 K: 1 S: 12	H: 1 LOB: 1 BB: 0 P: 19	1B: 7 2B: 1 3B: 0 HR: 1	SF: 0 SAC: 0 DP: 1 HBP: 1	WP: 0 PB: 0 SB: 0 CS: 0	PA: 38
PITCHER	IP WLS BF H R ER SO BB IBB HBP BLK WP HR S P ERA WHIP																			
Jason Marquis, R (1.1) ERA: 2.35	6.2 W 26 5 3 3 3 0 0 0 0 0 0 0 2 54 98 4.05 1.200																			
13 Will Ohman, L (7.1) ERA: 5.4	0.0 1 1 0 0 0 0 0 0 0 0 0 0 2 3 ∞ ∞																			
43 Michael Wertz, R (7.1) ERA: 0.71	0.2 H 4 2 0 0 0 0 0 0 0 0 0 0 9 11 0.00 3.000																			
48 Neal Cotts, L (8.1) ERA: 0.71	0.0 1 0 0 0 0 0 0 0 1 0 0 0 2 3 ∞ ∞																			
46 Ryan Dempster, R (8.1) ERA: 2.13	1.2 S 6 1 0 0 2 0 0 0 0 0 0 0 0 17 26 0.00 0.600																			

AB	34
R	5
H	7
RBI	5
BB	3
SO	8
LOB	9



AB	34
R	3
H	9
RBI	3
BB	3
SO	2
LOB	25



Batter	1	2	3	4	5	6	7	8	9	AB	R	H	RBI	BB	SO	LOB	TOP					
12 Alfonso Soriano, R OBP: 0.308, SLG: 0.392 (1, 7)	G6-3						K		F8	5	0	2	0	0	1	0	Chicago Cubs @ Pittsburgh Pirates PNC Park, Pittsburgh, PA Mon Apr 30 2007, 7:05 PM EDT Att: 11,437 - Clear - 72 F					
2 Ryan Theriot, R OBP: 0.347, SLG: 0.328 (1, 6)	L4	G5-3								2	0	0	0	3	0	2						
25 Derrek Lee, R OBP: 0.468, SLG: 0.567 (1, 3)										5	1	2	0	0	0	2						
16 Aramis Ramirez, R OBP: 0.367, SLG: 0.556 (1, 5)										4	0	2	1	0	0	4						
19 Matt Murton, R OBP: 0.313, SLG: 0.295 (1, 9) 43 Michael Wuerztz, R (8, 1)	G1-3									4	0	0	0	0	0	2						
Michael Barrett, R OBP: 0.329, SLG: 0.461 (1, 2)										0	0	0	0	0	0	0						
Mark DeRosa, R OBP: 0.345, SLG: 0.520 (1, 4)										4	0	1	0	0	1	1						
17 Felix Pie, L OBP: 0.250, SLG: 0.419 (1, 8)										4	0	0	0	0	0	1						
53 Rich Hill, L OBP: 0.077, SLG: 0.154 (1, 1) Jacque Jones, L (8, 9)										4	1	1	0	0	0	1						
Inning Stats	R: 1 E: 0 K: 0 S: 13	H: 2 LOB: 1 BB: 0 P: 18	R: 1 E: 1 K: 1 S: 11	H: 3 LOB: 2 BB: 0 P: 18	R: 0 E: 0 K: 0 S: 10	H: 1 LOB: 1 BB: 0 P: 17	R: 0 E: 0 K: 1 S: 6	H: 0 LOB: 0 BB: 0 P: 11	R: 0 E: 0 K: 1 S: 11	H: 0 LOB: 0 BB: 1 P: 17	R: 0 E: 0 K: 0 S: 4	H: 0 LOB: 0 BB: 0 P: 6	R: 0 E: 0 K: 1 S: 11	H: 2 LOB: 3 BB: 1 P: 18	R: 0 E: 0 K: 0 S: 9	H: 1 LOB: 1 BB: 0 P: 11	R: 0 E: 0 K: 0 S: 7	H: 0 LOB: 1 BB: 1 P: 15	1B: 6 2B: 3 3B: 0 HR: 0	SF: 0 SAC: 0 DP: 0 HBP: 0	WP: 0 PB: 0 SB: 0 CS: 0	PA: 39
PITCHER	IP	WLS	BF	H	R	ER	SO	BB	IBB	HBP	BLK	WP	HR	S	P	ERA	WHIP					
57 Zach Duke, L ERA: 6.06 (1, 1)	6.2		30	8	2	2	4	2	0	0	0	0	0	62	99	2.70	1.500					
54 Jonah Bayliss, R ERA: 3.0 (7, 1)	0.1	1	0	0	0	0	0	0	0	0	0	0	0	4	6	0.00	0.000					
55 Matt Capps, R ERA: 0.63 (8, 1)	1.0	W	4	1	0	0	0	0	0	0	0	0	0	9	11	0.00	1.000					
16 Salomon Torres, R ERA: 6.75 (9, 1)	1.0	S	4	0	0	0	0	1	0	0	0	0	0	7	15	0.00	1.000					

AB	36
R	2
H	9
RBI	1
BB	3
SO	4
LOB	13



Batter	1	2	3	4	5	6	7	8	9	AB	R	H	RBI	BB	SO	LOB	BOTTOM					
6 Chris Duffy, L OBP: 0.350, SLG: 0.352 (1, 8)	F8									4	0	0	0	0	2	1	Chicago Cubs @ Pittsburgh Pirates PNC Park, Pittsburgh, PA Mon Apr 30 2007, 7:05 PM EDT Att: 11,437 - Clear - 72 F					
2 Jack Wilson, R OBP: 0.330, SLG: 0.410 (1, 6)	F7									4	0	1	0	0	0	0						
12 Freddy Sanchez, R OBP: 0.260, SLG: 0.284 (1, 4)										4	0	2	0	0	0	1						
Jason Bay, R OBP: 0.362, SLG: 0.495 (1, 7)										4	1	1	1	0	0	2						
41 Ryan Doumit, S OBP: 0.474, SLG: 0.765 (1, 9)										3	1	1	0	0	0	1						
José Bautista, R OBP: 0.316, SLG: 0.435 (1, 5)										2	1	0	0	1	0	2						
25 Adam LaRoche, L OBP: 0.295, SLG: 0.265 (1, 3)										3	0	1	1	0	2	2						
26 Ronny Paulino, R OBP: 0.237, SLG: 0.311 (1, 2)										3	0	1	1	0	0	2						
57 Zach Duke, L OBP: 0.111, SLG: 0.111 (1, 1) 54 Jonah Bayliss, R (7, 1)										2	0	0	0	0	1	0						
35 Brad Eldred, R OBP: 0.143, SLG: 0.343 (7, PH) 55 Matt Capps, R OBP: 1.000, SLG: 1.000 (8, 1) 16 Salomon Torres, R (9, 1)										1	0	0	0	0	0	0						
Inning Stats	R: 0 E: 0 K: 0 S: 9	H: 1 LOB: 1 BB: 0 P: 16	R: 0 E: 0 K: 1 S: 10	H: 0 LOB: 0 BB: 0 P: 19	R: 0 E: 0 K: 1 S: 7	H: 1 LOB: 1 BB: 0 P: 11	R: 0 E: 0 K: 0 S: 11	H: 2 LOB: 1 BB: 0 P: 12	R: 0 E: 0 K: 0 S: 7	H: 0 LOB: 0 BB: 0 P: 11	R: 0 E: 0 K: 0 S: 7	H: 1 LOB: 0 BB: 0 P: 10	R: 0 E: 0 K: 3 S: 13	H: 1 LOB: 1 BB: 1 P: 24	R: 0 E: 0 K: 0 S: 8	H: 1 LOB: 0 BB: 0 P: 9	R: 0 E: 0 K: 0 S: 8	H: 1 LOB: 0 BB: 0 P: 9	1B: 4 2B: 2 3B: 0 HR: 1	SF: 0 SAC: 0 DP: 1 HBP: 1	WP: 0 PB: 0 SB: 1 CS: 0	PA: 32
PITCHER	IP	WLS	BF	H	R	ER	SO	BB	IBB	HBP	BLK	WP	HR	S	P	ERA	WHIP					
53 Rich Hill, L ERA: 1.77 (1, 1)	7.0		28	6	2	2	6	1	0	1	0	0	0	64	103	2.57	1.000					
43 Michael Wuerztz, R ERA: 1.32 (8, 1)	1.0	L	4	1	1	1	0	0	0	0	0	0	1	8	9	9.00	1.000					

AB	30
R	3
H	7
RBI	3
BB	1
SO	6
LOB	12



Batter	1	2	3	4	5	6	7	8	9	AB	R	H	RBI	BB	SO	LOB	TOP								
12 Alfonso Soriano, R OBP: 0.325, SLG: 0.456	1-1 HR		1-2 25 1B		0-0 F8		0-2 15 HR	0-2 F8		5	2	3	2	0	0	1	Chicago Cubs @ Pittsburgh Pirates PNC Park, Pittsburgh, PA Wed May 02 2007, 12:35 PM EDT Att: 13,082 - Cloudy - 81 F								
15 Cliff Floyd, L OBP: 0.302, SLG: 0.426 Bob Howry, L (7.1)	1-3 K		0-0 P6		0-1 P5		0-0 HR		1-1 25 1B	4	1	1	2	0	1	1									
13 Will Ohman, L (8.1)										0	0	0	0	0	0	0									
2 Ryan Theriot, R OBP: 0.356, SLG: 0.353										0	0	0	0	0	0	0									
25 Derrek Lee, R OBP: 0.483, SLG: 0.598	2-2 F8		2-0 16 G6-4-3		1-0 F8		3-1 HR		2-1 G5-3	5	0	4	1	0	0	0									
16 Aramis Ramirez, R OBP: 0.358, SLG: 0.529	1-1 P4		1-2 G6-4-3		0-2 G5-3		4-0 FC6-4		0-1 L9	4	0	0	0	1	0	4									
Michael Barrett, R OBP: 0.311, SLG: 0.432																									
Jacque Jones, L OBP: 0.362, SLG: 0.400																									
Mark DeRosa, R 46 Ryan Dempster, R (8.1)																									
Cesar Izturis, S OBP: 0.271, SLG: 0.278																									
30 Ted Lilly, L 57 Rocky Cherry, R 19 Matt Murton, R 17 Felix Pie, L																									
Inning Stats	R: 1 E: 0 K: 1 S: 12	H: 1 LOB: 0 BB: 0 P: 17	R: 1 E: 0 K: 2 S: 17	H: 2 LOB: 1 BB: 0 P: 24	R: 0 E: 0 K: 0 S: 8	H: 2 LOB: 1 BB: 0 P: 12	R: 0 E: 0 K: 0 S: 13	H: 0 LOB: 1 BB: 1 P: 23	R: 0 E: 0 K: 1 S: 7	H: 0 LOB: 0 BB: 0 P: 9	R: 0 E: 0 K: 0 S: 8	H: 1 LOB: 1 BB: 0 P: 11	R: 4 E: 0 K: 0 S: 14	H: 5 LOB: 2 BB: 1 P: 26	R: 1 E: 0 K: 0 S: 11	H: 2 LOB: 1 BB: 0 P: 16	R: 1 E: 0 K: 0 S: 11	H: 2 LOB: 2 BB: 1 P: 19	1B: 6 2B: 6 3B: 0 HR: 3	SF: 0 SAC: 0 DP: 1 HBP: 0	WP: 0 PB: 0 SB: 0 CS: 0	PA: 43			
PITCHER	IP WLS BF H R ER SO BB IBB HBP BLK WP HR S P ERA WHIP	IP WLS BF H R ER SO BB IBB HBP BLK WP HR S P ERA WHIP	IP WLS BF H R ER SO BB IBB HBP BLK WP HR S P ERA WHIP	IP WLS BF H R ER SO BB IBB HBP BLK WP HR S P ERA WHIP	IP WLS BF H R ER SO BB IBB HBP BLK WP HR S P ERA WHIP	IP WLS BF H R ER SO BB IBB HBP BLK WP HR S P ERA WHIP	IP WLS BF H R ER SO BB IBB HBP BLK WP HR S P ERA WHIP	IP WLS BF H R ER SO BB IBB HBP BLK WP HR S P ERA WHIP	IP WLS BF H R ER SO BB IBB HBP BLK WP HR S P ERA WHIP	IP WLS BF H R ER SO BB IBB HBP BLK WP HR S P ERA WHIP	IP WLS BF H R ER SO BB IBB HBP BLK WP HR S P ERA WHIP	IP WLS BF H R ER SO BB IBB HBP BLK WP HR S P ERA WHIP	IP WLS BF H R ER SO BB IBB HBP BLK WP HR S P ERA WHIP	IP WLS BF H R ER SO BB IBB HBP BLK WP HR S P ERA WHIP	IP WLS BF H R ER SO BB IBB HBP BLK WP HR S P ERA WHIP	IP WLS BF H R ER SO BB IBB HBP BLK WP HR S P ERA WHIP	IP WLS BF H R ER SO BB IBB HBP BLK WP HR S P ERA WHIP	IP WLS BF H R ER SO BB IBB HBP BLK WP HR S P ERA WHIP	IP WLS BF H R ER SO BB IBB HBP BLK WP HR S P ERA WHIP	IP WLS BF H R ER SO BB IBB HBP BLK WP HR S P ERA WHIP	IP WLS BF H R ER SO BB IBB HBP BLK WP HR S P ERA WHIP	IP WLS BF H R ER SO BB IBB HBP BLK WP HR S P ERA WHIP	IP WLS BF H R ER SO BB IBB HBP BLK WP HR S P ERA WHIP	IP WLS BF H R ER SO BB IBB HBP BLK WP HR S P ERA WHIP	IP WLS BF H R ER SO BB IBB HBP BLK WP HR S P ERA WHIP

AB	40
R	8
H	15
RBI	8
BB	3
SO	4
LOB	18



Batter	1	2	3	4	5	6	7	8	9	AB	R	H	RBI	BB	SO	LOB	BOTTOM								
6 Chris Duffy, L OBP: 0.355, SLG: 0.368	1-2 12 1B 41 BB 2 1B	SH1-4							0-1 2B	4	1	2	1	0	2	0	Chicago Cubs @ Pittsburgh Pirates PNC Park, Pittsburgh, PA Wed May 02 2007, 12:35 PM EDT Att: 13,082 - Cloudy - 81 F								
2 Jack Wilson, R OBP: 0.333, SLG: 0.413	0-0 41 BB 12 1B FC3-6	SF8						2-2 P3	4	1	2	1	0	0	1										
12 Freddy Sanchez, R OBP: 0.282, SLG: 0.306	0-0 41 BB E 1-2 2-3							1-2 G5-3	5	1	3	0	0	0	2										
Jason Bay, R OBP: 0.345, SLG: 0.469	0-3 K							2-3 K	5	0	0	0	0	4	6										
41 Ryan Doumit, S OBP: 0.478, SLG: 0.700	4-2 FC3-6 BB							2-1 F8	3	0	1	1	1	1	0										
José Bautista, R OBP: 0.313, SLG: 0.421	2-1 FC3-6							4-1 26 BLK BB	3	0	0	1	1	0	2										
25 Adam LaRoche, L OBP: 0.255, SLG: 0.264	0-0 G5-3							0-3 K	4	0	1	0	0	1	2										
26 Ronny Paulino, R OBP: 0.250, SLG: 0.359								1-2 SH1-4 2 SF8 1B	4	2	2	1	0	0	3										
Tony Armas, R Jose Castillo, R 34 John Grabow, L 54 Jonah Bayliss, R John Wasdin, R 13 Nate McLouth, L																									
Inning Stats	R: 3 E: 1 K: 1 S: 17	H: 3 LOB: 1 BB: 1 P: 24	R: 1 E: 0 K: 0 S: 9	H: 2 LOB: 2 BB: 0 P: 12	R: 0 E: 0 K: 1 S: 13	H: 0 LOB: 0 BB: 0 P: 15	R: 1 E: 0 K: 2 S: 12	H: 1 LOB: 0 BB: 0 P: 16	R: 0 E: 0 K: 1 S: 6	H: 1 LOB: 0 BB: 0 P: 6	R: 0 E: 0 K: 0 S: 14	H: 2 LOB: 2 BB: 0 P: 15	R: 0 E: 0 K: 2 S: 17	H: 1 LOB: 1 BB: 0 P: 26	R: 0 E: 0 K: 1 S: 10	H: 0 LOB: 1 BB: 1 P: 17		R: 1 E: 0 K: 1 S: 17	H: 1 LOB: 1 BB: 1 P: 26	1B: 9 2B: 1 3B: 0 HR: 1	SF: 1 SAC: 2 DP: 0 HBP: 0	WP: 0 PB: 0 SB: 0 CS: 1	PA: 40		
PITCHER	IP WLS BF H R ER SO BB IBB HBP BLK WP HR S P ERA WHIP	IP WLS BF H R ER SO BB IBB HBP BLK WP HR S P ERA WHIP	IP WLS BF H R ER SO BB IBB HBP BLK WP HR S P ERA WHIP	IP WLS BF H R ER SO BB IBB HBP BLK WP HR S P ERA WHIP	IP WLS BF H R ER SO BB IBB HBP BLK WP HR S P ERA WHIP	IP WLS BF H R ER SO BB IBB HBP BLK WP HR S P ERA WHIP	IP WLS BF H R ER SO BB IBB HBP BLK WP HR S P ERA WHIP	IP WLS BF H R ER SO BB IBB HBP BLK WP HR S P ERA WHIP	IP WLS BF H R ER SO BB IBB HBP BLK WP HR S P ERA WHIP	IP WLS BF H R ER SO BB IBB HBP BLK WP HR S P ERA WHIP	IP WLS BF H R ER SO BB IBB HBP BLK WP HR S P ERA WHIP	IP WLS BF H R ER SO BB IBB HBP BLK WP HR S P ERA WHIP	IP WLS BF H R ER SO BB IBB HBP BLK WP HR S P ERA WHIP	IP WLS BF H R ER SO BB IBB HBP BLK WP HR S P ERA WHIP	IP WLS BF H R ER SO BB IBB HBP BLK WP HR S P ERA WHIP	IP WLS BF H R ER SO BB IBB HBP BLK WP HR S P ERA WHIP	IP WLS BF H R ER SO BB IBB HBP BLK WP HR S P ERA WHIP	IP WLS BF H R ER SO BB IBB HBP BLK WP HR S P ERA WHIP	IP WLS BF H R ER SO BB IBB HBP BLK WP HR S P ERA WHIP	IP WLS BF H R ER SO BB IBB HBP BLK WP HR S P ERA WHIP	IP WLS BF H R ER SO BB IBB HBP BLK WP HR S P ERA WHIP	IP WLS BF H R ER SO BB IBB HBP BLK WP HR S P ERA WHIP	IP WLS BF H R ER SO BB IBB HBP BLK WP HR S P ERA WHIP	IP WLS BF H R ER SO BB IBB HBP BLK WP HR S P ERA WHIP	IP WLS BF H R ER SO BB IBB HBP BLK WP HR S P ERA WHIP

AB	34
R	6
H	11
RBI	5
BB	3
SO	9
LOB	18



Batter	1	2	3	4	5	6	7	8	9	AB	R	H	RBI	BB	SO	LOB	TOP										
Felipe Lopez, S (1,6) OBP: 0.328, SLG: 0.323	G4-3		11 1B HBP		10 G4-6-3 HBP		10 PB 10 S 1B		3-3	3	0	1	0	0	1	0	Washington Nationals @ Chicago Cubs Wrigley Field, Chicago, IL Sat May 05 2007, 12:05 PM CDT Att: 40,267 - Cloudy - 61 F										
10 Ronnie Belliard, R (1,4) OBP: 0.317, SLG: 0.345 Josh Wilson, R (7,6) OBP: 0.286, SLG: 0.083	G6-3		K		G4-6-3 1-2		F7		G4-3	4	0	0	0	0	1	3											
11 Ryan Zimmerman, R (1,5) OBP: 0.309, SLG: 0.344	3-1 1B		2-2 BB 1-3 1B		3-2 F9			0-1 25 2B 2B	F9	5	1	3	0	0	0	0											
Ryan Church, L (1,8) OBP: 0.392, SLG: 0.490	2-3 K		4-2 1B		1-2 BB			2-3 K		3	1	1	0	1	2	2											
25 Austin Kearns, R (1,9) OBP: 0.346, SLG: 0.461		1-1 F9	1-0 F8			0-1 25 1B 21 G6-3 2B		0-2 21 G6-3 1B	0-1 3 2B 2B	4	1	2	1	0	0	3											
21 Dmitri Young, S (1,3) OBP: 0.328, SLG: 0.392 43 Jesus Colome, R (6,1) OBP: 0.272, SLG: 0.179 Jon Rauch, R (7,1) OBP: 0.235, SLG: 0.172 13 Robert Fick, L (8,PH) OBP: 0.235, SLG: 0.172 32 Chad Cordero, R (8,1) OBP: 0.393, SLG: 0.417	G5-3			3-1 P6		0-0 G6-3		4-2 3 2B BB		3	0	0	0	0	0	1											
3 Jesus Flores, R (1,2) OBP: 0.393, SLG: 0.417	0-2 1B		1-1 1B		1-0 F7			2-2 1-3 2-H 2B		4	0	3	1	0	0	0											
5 Kory Casto, L (1,7) OBP: 0.180, SLG: 0.188	1-2 F8		1-0 F7				3-3 K	1-3 K		4	0	0	0	0	2	4											
22 John Patterson, R (1,1) OBP: 0.364, SLG: 0.402 Levale Speigner, R (3,1) OBP: 0.291, SLG: 0.387 Michael Restovich, R (4,PH) OBP: 0.291, SLG: 0.387 52 Saul Rivera, S (4,1) OBP: 0.291, SLG: 0.387 Ryan Langerhans, L (6,7) OBP: 0.153, SLG: 0.078			2-3 K	2-3 K			3-3 K	0-3 K		1	0	0	0	0	1	0											
Inning Stats	R: 0 E: 0 K: 1 S: 11	H: 1 LOB: 1 BB: 0 P: 16	R: 0 E: 0 K: 0 S: 12	H: 1 LOB: 1 BB: 0 P: 16	R: 0 E: 0 K: 2 S: 15	H: 1 LOB: 3 BB: 1 P: 26	R: 0 E: 0 K: 1 S: 8	H: 0 LOB: 0 BB: 0 P: 15	R: 0 E: 0 K: 0 S: 5	H: 0 LOB: 0 BB: 0 P: 10	R: 1 E: 0 K: 0 S: 8	H: 2 LOB: 0 BB: 0 P: 11	R: 0 E: 0 K: 2 S: 13	H: 1 LOB: 1 BB: 0 P: 23	R: 2 E: 0 K: 3 S: 19	H: 3 LOB: 2 BB: 1 P: 28		R: 0 E: 0 K: 1 S: 8	H: 0 LOB: 0 BB: 0 P: 13	1B: 6 2B: 4 3B: 0 HR: 0	SF: 0 SAC: 0 DP: 2 HBP: 2	WP: 0 PB: 1 SB: 2 CS: 0	PA: 39				
PITCHER	IP	WLS	BF	H	R	ER	SO	BB	IBB	HBP	BLK	WP	HR	S	P	ERA	WHIP										
53 Rich Hill, L (1,1) ERA: 1.73	6.0	W	25	6	1	1	4	1	0	2	0	0	0	59	94	1.50	1.167										
13 Will Ohman, L (7,1) ERA: 4.15	0.2		3	1	0	0	2	0	0	0	0	0	0	9	16	0.00	1.500										
57 Rocky Cherry, R (7,1) ERA: 5.79	0.2		4	2	2	2	1	0	0	0	0	0	0	11	16	27.00	3.000										
48 Neal Cotts, L (8,1) ERA: 2.25	0.2	H	4	1	0	0	2	1	0	0	0	0	0	12	19	0.00	3.000										
46 Ryan Dempster, R (9,1) ERA: 2.25	1.0	S	3	0	0	0	1	0	0	0	0	0	0	8	13	0.00	0.000										

Batter	1	2	3	4	5	6	7	8	9	AB	R	H	RBI	BB	SO	LOB	BOTTOM										
12 Alfonso Soriano, R (1,7) OBP: 0.337, SLG: 0.500	G5-3		K		F9			2 SH1-3 1B		5	0	1	0	0	2	5	Washington Nationals @ Chicago Cubs Wrigley Field, Chicago, IL Sat May 05 2007, 12:05 PM CDT Att: 40,267 - Cloudy - 61 F										
2 Ryan Theriot, R (1,6) OBP: 0.393, SLG: 0.387	4-2 25 CS BB		4-1 25 G5-4-3 BB			2-2 L7		0-0 SH1-3 1B		1	0	0	1	3	0	0											
25 Derrek Lee, R (1,3) OBP: 0.492, SLG: 0.619	3-1 16 1B 1B		1-1 G5-3		1-2 G5-4-3 BB		4-2 BB	3-2 F8		4	1	1	0	1	0	7											
16 Aramis Ramirez, R (1,5) OBP: 0.358, SLG: 0.536	0-0 1B		1-2 HR		1-3 K		1-3 K	3-3 K		5	1	2	1	0	3	2											
Jacque Jones, L (1,8) OBP: 0.364, SLG: 0.402 57 Rocky Cherry, R (7,1) ERA: 2.94 48 Neal Cotts, L (8,1) ERA: 2.94 46 Ryan Dempster, R (9,1) ERA: 2.25	1-2 1B		2-1 19 BB 1B		4-2 BB		1-3 K			3	1	2	1	1	1	1											
Michael Barrett, R (1,2) OBP: 0.291, SLG: 0.387	0-0 F9		1-1 19 BB 53 BB 1B		2-2 P6		0-3 K			4	1	1	0	0	1	3											
19 Matt Murton, R (1,9) OBP: 0.327, SLG: 0.320		2-2 E6 1B	4-2 53 BB 2 BB BB		1-2 G4-3		0-0 G4-3			3	1	0	0	1	0	1											
Mark DeRosa, R (1,4) OBP: 0.347, SLG: 0.488	2-0 53 SH1-4 1B		4-0 2 BB 53 BB BB			2-0 F9		2-1 E6		3	0	1	1	1	0	0											
53 Rich Hill, L (1,1) OBP: 0.133, SLG: 0.143 13 Will Ohman, L (7,1) ERA: 2.94 17 Felix Pie, L (7,8) OBP: 0.245, SLG: 0.396	0-0 SH1-4		4-1 2 BB BB		0-0 G1-3		1-1 G4-3			1	0	0	1	1	0	0											
Inning Stats	R: 1 E: 0 K: 0 S: 13	H: 3 LOB: 2 BB: 1 P: 23	R: 0 E: 1 K: 1 S: 12	H: 1 LOB: 3 BB: 1 P: 22	R: 4 E: 0 K: 1 S: 17	H: 3 LOB: 2 BB: 4 P: 40	R: 0 E: 0 K: 0 S: 3	H: 0 LOB: 1 BB: 0 P: 5	R: 0 E: 0 K: 2 S: 13	H: 0 LOB: 1 BB: 1 P: 21	R: 0 E: 1 K: 1 S: 8	H: 0 LOB: 1 BB: 0 P: 11	R: 0 E: 0 K: 1 S: 11	H: 1 LOB: 1 BB: 0 P: 17	R: 0 E: 0 K: 1 S: 11	H: 1 LOB: 1 BB: 0 P: 17		1B: 7 2B: 0 3B: 0 HR: 1	SF: 0 SAC: 2 DP: 1 HBP: 0	WP: 0 PB: 0 SB: 0 CS: 1	PA: 40						
PITCHER	IP	WLS	BF	H	R	ER	SO	BB	IBB	HBP	BLK	WP	HR	S	P	ERA	WHIP										
22 John Patterson, R (1,1) ERA: 7.47	2.0	L	15	7	4	4	1	4	0	0	0	0	0	9	28	9.00	4.500										
Levale Speigner, R (3,1) ERA: 2.92	1.0		6	0	1	1	1	4	0	0	0	0	0	15	25	0.00	0.500										
52 Saul Rivera, R (4,1) ERA: 2.86	2.0		7	0	0	0	1	1	0	0	0	0	0	13	21	0.00	1.000										
43 Jesus Colome, R (6,1) ERA: 2.86	1.0		4	0	0	0	2	1	0	0	0	0	0	8	11	0.00	0.000										
Jon Rauch, R (7,1) ERA: 5.28	1.0		4	0	0	0	1	0	0	0	0	0	0	8	11	0.00	0.000										



Batter	1	2	3	4	5	6	7	8	9	10	11	12	13	14	15	AB	R	H	RBI	BB	SO	LOB	TOP	
6 Chris Duffy, L OBP: 0.305, SLG: 0.339 41 Ryan Doumit, S OBP: 0.500, SLG: 0.730	L9		G4-3		1B		FC6-5 F8		12 W2 2 SF9 1B		K2-3 G5-3		G5-3 G4-3		HBP SF7 G5-3	4	0	1	0	0	0	1		
2 Jack Wilson, R OBP: 0.305, SLG: 0.382	P3		F7		P4											6	0	0	2	0	0	3		
12 Freddy Sanchez, R OBP: 0.287, SLG: 0.310	L7		P3		F9				P3 G1-3 1B							7	0	1	0	1	0	4		
Jason Bay, R OBP: 0.348, SLG: 0.452		1B 26 G5-3 2B			P6						26 F8 BB 1B					7	1	3	0	0	0	1		
Xavier Nady, R OBP: 0.326, SLG: 0.475		26 G5-3 1B			26 2B 1B											6	1	4	0	1	1	1		
25 Adam LaRoche, L OBP: 0.280, SLG: 0.290		K			L8											5	0	1	0	2	2	6		
26 Ronny Paulino, R OBP: 0.245, SLG: 0.314		G5-3														7	1	2	2	0	0	8		
José Bautista, R OBP: 0.320, SLG: 0.404																7	1	2	2	0	0	8		
41 Ian Snell, R OBP: 0.305, SLG: 0.339 44 Ryan Doumit, S OBP: 0.500, SLG: 0.730 45 Ryan Doumit, S OBP: 0.500, SLG: 0.730 46 Ryan Doumit, S OBP: 0.500, SLG: 0.730 47 Ryan Doumit, S OBP: 0.500, SLG: 0.730 48 Ryan Doumit, S OBP: 0.500, SLG: 0.730																4	0	1	0	0	2	1		
Inning Stats	R: 0 E: 0 K: 0 S: 6	H: 0 LOB: 0 BB: 0 P: 10	R: 1 E: 0 K: 2 S: 15	H: 2 LOB: 2 BB: 1 P: 20	R: 0 E: 0 K: 0 S: 6	H: 0 LOB: 0 BB: 0 P: 9	R: 1 E: 0 K: 1 S: 11	H: 2 LOB: 1 BB: 0 P: 17	R: 0 E: 0 K: 0 S: 14	H: 1 LOB: 1 BB: 0 P: 17	R: 0 E: 0 K: 0 S: 14	H: 1 LOB: 1 BB: 0 P: 21	R: 0 E: 1 K: 1 S: 13	H: 1 LOB: 2 BB: 2 P: 24	R: 0 E: 0 K: 0 S: 10	H: 0 LOB: 0 BB: 0 P: 7	R: 0 E: 0 K: 0 S: 10	H: 1 LOB: 1 BB: 0 P: 15	R: 1 E: 0 K: 1 S: 12	H: 1 LOB: 2 BB: 0 P: 20	1B: 10 2B: 4 3B: 0 HR: 0	SF: 2 SAC: 2 DP: 2 HBP: 1	WP: 1 PB: 0 SB: 1 CS: 0	PA: 66
PITCHER	IP ERA WLS BF H R ER SO BB IBB HBP BLK WP HR S P ERA WHIP	7.0 2.78 1.0 5 1 0 0 0 0 1 0 0 0 0 0 11 18 0.00 1.000	57 Rocky Cherry, R ERA: 4.26 47 Scott Eyre, L ERA: 3.49 48 Neal Cotts, L ERA: 0.77	10.1 4.26 3.0 11 2 0 0 0 1 1 0 0 0 0 0 26 46 0.00 1.000	15.1 0.77 1.0 6 1 1 1 1 0 0 0 1 0 0 0 12 20 9.00 1.000																			

Pittsburgh Pirates @ Chicago Cubs
Wrigley Field, Chicago, IL
Tue May 08 2007, 7:05 PM CDT
Att: 39,708 - Clear - 69 F

AB 53
R 4
H 14
RBI 4
BB 8
SO 7
LOB 35



Batter	1	2	3	4	5	6	7	8	9	10	11	12	13	14	15	AB	R	H	RBI	BB	SO	LOB	BOTTOM									
12 Alfonso Soriano, R OBP: 0.345, SLG: 0.486	G4-3 1B		2 3 1B HBP		25 G5-3 1B		2 3 1B		G6-3			G6-3		K		6	1	3	1	0	1	1										
2 Ryan Theriot, R OBP: 0.385, SLG: 0.379	G4-3						L3									7	0	3	2	0	1	3										
25 Derek Lee, R OBP: 0.479, SLG: 0.585	F8		F8		G5-3											7	0	1	0	0	1	5										
16 Aramis Ramirez, R OBP: 0.347, SLG: 0.505	F9		K													6	0	1	0	1	2	2										
15 Cliff Floyd, L OBP: 0.329, SLG: 0.412 17 Felix Pie, L OBP: 0.240, SLG: 0.388 19 Matt Murton, R OBP: 0.317, SLG: 0.327																3	0	0	0	0	2	0										
Michael Barrett, R OBP: 0.298, SLG: 0.379																0	0	0	0	0	0	0										
Michael Barrett, R OBP: 0.298, SLG: 0.379																5	0	2	0	1	2	0										
Jacque Jones, L OBP: 0.347, SLG: 0.383																6	0	0	0	0	2	5										
Cesar Izturis, S OBP: 0.289, SLG: 0.279	G4-3															6	1	1	0	0	0	1										
30 Ian Snell, R ERA: 2.35 Damaso Marte, L ERA: 0.79 55 Matt Capps, R ERA: 2.0 Shawn Chacon, R ERA: 3.24 54 Jonah Bayliss, R ERA: 6.11																2	1	1	0	0	0	0										
Inning Stats	R: 0 E: 0 K: 0 S: 8	H: 1 LOB: 1 BB: 0 P: 12	R: 0 E: 0 K: 1 S: 8	H: 1 LOB: 1 BB: 0 P: 11	R: 0 E: 0 K: 1 S: 12	H: 1 LOB: 1 BB: 0 P: 18	R: 0 E: 0 K: 0 S: 8	H: 0 LOB: 0 BB: 0 P: 12	R: 0 E: 0 K: 0 S: 11	H: 3 LOB: 2 BB: 0 P: 14	R: 0 E: 0 K: 0 S: 8	H: 0 LOB: 0 BB: 0 P: 10	R: 1 E: 1 K: 0 S: 9	H: 2 LOB: 1 BB: 0 P: 15	R: 0 E: 0 K: 0 S: 10	H: 2 LOB: 2 BB: 1 P: 20	R: 0 E: 0 K: 0 S: 7	H: 0 LOB: 0 BB: 0 P: 9	R: 0 E: 0 K: 0 S: 8	H: 1 LOB: 1 BB: 1 P: 16	R: 0 E: 0 K: 2 S: 8	H: 0 LOB: 0 BB: 0 P: 12	R: 0 E: 0 K: 1 S: 7	H: 1 LOB: 1 BB: 0 P: 8	R: 0 E: 0 K: 1 S: 12	H: 1 LOB: 1 BB: 0 P: 18	R: 0 E: 0 K: 1 S: 7	H: 0 LOB: 0 BB: 0 P: 8	1B: 13 2B: 3 3B: 0 HR: 0	SF: 0 SAC: 0 DP: 3 HBP: 1	WP: 0 PB: 0 SB: 0 CS: 1	PA: 58
PITCHER	IP ERA WLS BF H R ER SO BB IBB HBP BLK WP HR S P ERA WHIP	7.0 2.35 1.0 3 0 0 0 0 0 1 0 0 0 0 0 6 14 0.00 0.000	16 Salmon Torres, R ERA: 5.79	15.1 5.79 1.0 3 0 0 0 0 0 0 0 0 0 0 0 15 25 0.00 0.500	12.1 0.79 1.0 4 2 0 0 2 0 0 0 0 0 0 12 17 0.00 2.000	12.1 6.11 3.0 10 1 0 0 4 0 0 0 0 0 0 0 27 38 0.00 0.333																										

Pittsburgh Pirates @ Chicago Cubs
Wrigley Field, Chicago, IL
Tue May 08 2007, 7:05 PM CDT
Att: 39,708 - Clear - 69 F

AB 55
R 3
H 14
RBI 3
BB 12
SO 2
LOB 22



Batter	1	2	3	4	5	6	7	8	9	AB	R	H	RBI	BB	SO	LOB	TOP		
6 Chris Duffy, L (1, 8) OBP: 0.299, SLG: 0.328	2-3 K			2-1 F8		2-1 G3-1			0-1 G4-3	4	0	0	0	0	1	1			
12 Freddy Sanchez, R (1, 4) OBP: 0.277, SLG: 0.298	0-1 P6			1-0 G6-3			1-1 G4-3		1-2 F9	4	0	0	0	0	0	0			
Jason Bay, R (1, 7) OBP: 0.338, SLG: 0.438	1-2 P4			1-3 K			1-1 F8		1-3 K	4	0	0	0	0	2	0			
41 Ryan Doumit, S (1, 2)		1-0 F8			1-0 F8			2-1 2B		3	0	1	0	0	0	0			
Xavier Nady, R (1, 9) OBP: 0.315, SLG: 0.458		3-3 K			2-2 L5		1-1 G4-3			3	0	0	0	0	1	1			
25 Adam LaRoche, L (1, 3) OBP: 0.273, SLG: 0.282		3-2 P6			1-0 L3					3	0	0	0	0	0	0			
José Bautista, R (1, 5) OBP: 0.323, SLG: 0.402			0-1 F8			0-0 G4-3		2-1 1B		3	0	1	0	0	0	0			
Don Kelly, L (1, 6) OBP: 0.318, SLG: 0.167			3-2 L3			2-1 24 SH1-4 1B		1-1 F8		3	0	1	0	0	0	1			
24 Tom Gorzelanny, R (1, 1)			1-3 K			0-0 SH1-4		0-2 P4		1	0	0	0	0	1	0			
35 Brad Eldred, R (8, PH) OBP: 0.158, SLG: 0.324						1-2				1	0	0	0	0	0	1			
34 John Grabow, L (8, 1)										0	0	0	0	0	0	0			
										0	0	0	0	0	0	0			
Inning Stats	R: 0 E: 0 K: 1 S: 9	H: 0 LOB: 0 BB: 0 P: 12	R: 0 E: 0 K: 1 S: 10	H: 0 LOB: 0 BB: 0 P: 17	R: 0 E: 0 K: 1 S: 9	H: 0 LOB: 0 BB: 0 P: 13	R: 0 E: 0 K: 1 S: 6	H: 0 LOB: 0 BB: 0 P: 10	R: 0 E: 0 K: 0 S: 5	H: 1 LOB: 1 BB: 0 P: 9	R: 0 E: 0 K: 0 S: 8	H: 1 LOB: 1 BB: 0 P: 13	R: 0 E: 0 K: 0 S: 12	H: 1 LOB: 1 BB: 0 P: 16	R: 0 E: 0 K: 1 S: 8	H: 0 LOB: 0 BB: 0 P: 10	1B: 2 2B: 1 3B: 0 HR: 0	SF: 0 SAC: 1 DP: 0 HBP: 0	WP: 0 PA: 30 PB: 0 SB: 0 CS: 0
PITCHER Jason Marquis, R (1, 1) ERA: 1.7	IP: 9.0 WLS: W BF: 30 H: 3 R: 0 ER: 0 SO: 5 BB: 0 IBB: 0 HBP: 0 BLK: 0 WP: 0 HR: 0 S: 73 P: 110 ERA: 0.00 WHIP: 0.333															PITCHER IP: 9.0 WLS: W BF: 30 H: 3 R: 0 ER: 0 SO: 5 BB: 0 IBB: 0 HBP: 0 BLK: 0 WP: 0 HR: 0 S: 73 P: 110 ERA: 0.00 WHIP: 0.333			

Pittsburgh Pirates @ Chicago Cubs
Wrigley Field, Chicago, IL
Wed May 09 2007, 7:05 PM CDT
Att: 40,264 - Clear - 68 F

AB	29
R	0
H	3
RBI	0
BB	0
SO	5
LOB	4



Batter	1	2	3	4	5	6	7	8	9	AB	R	H	RBI	BB	SO	LOB	BOTTOM		
12 Alfonso Soriano, R (1, 7) OBP: 0.342, SLG: 0.505	0-1 HR		1-3 K		2-3 K		2-3 K			4	1	1	1	0	3	0			
2 Ryan Theriot, R (1, 6) OBP: 0.380, SLG: 0.374	3-2 L8		2-1 G5-3		0-0 1B		0-0 G5-3			4	0	1	0	0	0	0			
25 Derrek Lee, R (1, 3) OBP: 0.473, SLG: 0.575	2-0 P4			0-0 2B 1B	1-1 P4			0-3 K		4	0	1	0	0	1	1			
16 Aramis Ramirez, R (1, 5) OBP: 0.344, SLG: 0.495	1-1 G4-3			1-0 F9		3-1 F8		0-1 19 2B FC5-2 1B		4	0	1	0	0	0	1			
19 Matt Murton, R (1, 9) OBP: 0.328, SLG: 0.356		2-0 P3		0-1 F9		0-1 WP 1B		3-1 FC5-2 FC1-2 2B		4	0	2	0	0	0	1			
Michael Barrett, R (1, 2) OBP: 0.314, SLG: 0.406		0-0 2B		1 SAFE 2-2 2B		0-2 F9		4-0 FC1-2 FC5-2 IBB		3	0	2	0	1	0	1			
Mark DeRosa, R (1, 4) OBP: 0.350, SLG: 0.478		0-0 G6-3		4-0 IBB		4-1 1B		3-1 FC5-2 FC1-2		2	0	0	0	2	0	4			
Jacque Jones, L (1, 8) OBP: 0.336, SLG: 0.369		1-2 G4-3		1-2 IBB		0-0 F7		1-2 2-3 3-HF		4	0	0	0	0	0	9			
17 Felix Pie, L (9, 8) OBP: 0.240, SLG: 0.388								1-2 2-3 3-HF		0	0	0	0	0	0	0			
Jason Marquis, L (1, 1) OBP: 0.190, SLG: 0.250			0-3 K		0-3 K		0-2 G5-3			3	0	0	0	0	2	0			
Inning Stats	R: 1 E: 0 K: 0 S: 9	H: 1 LOB: 0 BB: 0 P: 15	R: 0 E: 0 K: 0 S: 6	H: 1 LOB: 0 BB: 0 P: 9	R: 0 E: 0 K: 2 S: 8	H: 0 LOB: 0 BB: 0 P: 11	R: 0 E: 0 K: 0 S: 10	H: 2 LOB: 3 BB: 1 P: 18	R: 0 E: 0 K: 0 S: 9	H: 1 LOB: 1 BB: 0 P: 12	R: 0 E: 0 K: 0 S: 9	H: 1 LOB: 2 BB: 1 P: 16	R: 0 E: 0 K: 1 S: 7	H: 0 LOB: 0 BB: 0 P: 9	R: 0 E: 0 K: 1 S: 11	H: 2 LOB: 3 BB: 1 P: 21	1B: 4 2B: 3 3B: 0 HR: 1	SF: 0 SAC: 0 DP: 0 HBP: 0	WP: 1 PA: 35 PB: 0 SB: 0 CS: 0
PITCHER 24 Tom Gorzelanny, L (1, 1) ERA: 2.72	IP: 0.2 WLS: L BF: 5 H: 2 R: 0 ER: 0 SO: 1 BB: 0 IBB: 0 HBP: 0 BLK: 0 WP: 0 HR: 0 S: 9 P: 19 ERA: 0.00 WHIP: 3.000															PITCHER IP: 0.2 WLS: L BF: 5 H: 2 R: 0 ER: 0 SO: 1 BB: 0 IBB: 0 HBP: 0 BLK: 0 WP: 0 HR: 0 S: 9 P: 19 ERA: 0.00 WHIP: 3.000			
Shawn Chacon, R (8, 1) ERA: 3.16	IP: 0.1 WLS: L BF: 1 H: 0 R: 0 ER: 0 SO: 0 BB: 0 IBB: 0 HBP: 0 BLK: 0 WP: 0 HR: 0 S: 2 P: 2 ERA: 0.00 WHIP: 0.000															PITCHER IP: 0.1 WLS: L BF: 1 H: 0 R: 0 ER: 0 SO: 0 BB: 0 IBB: 0 HBP: 0 BLK: 0 WP: 0 HR: 0 S: 2 P: 2 ERA: 0.00 WHIP: 0.000			

Pittsburgh Pirates @ Chicago Cubs
Wrigley Field, Chicago, IL
Wed May 09 2007, 7:05 PM CDT
Att: 40,264 - Clear - 68 F

AB	32
R	1
H	8
RBI	1
BB	3
SO	6
LOB	17



Batter	1	2	3	4	5	6	7	8	9	AB	R	H	RBI	BB	SO	LOB	TOP										
12 Freddy Sanchez, R (1,4) OBP: 0.291, SLG: 0.306	2-2 2B HBP	0-3 K		1-2 1B		1-1 F8			0-0 1B	4	1	2	0	0	1	0	Pittsburgh Pirates @ Chicago Cubs Wrigley Field, Chicago, IL Thu May 10 2007, 1:20 PM CDT Att: 41,101 - Sunny - 76 F										
José Bautista, R (1,5) OBP: 0.318, SLG: 0.402	1-1 2B		1-3 K	1-0 G4-3			2-3 K		0-0 G2-3	5	1	1	0	0	2	2											
Jason Bay, R (1,7) OBP: 0.342, SLG: 0.470	3-2 41 1B 2H SF7 2B		1-0 G6-3		1-1 HR		2-1 F7			4	2	2	3	0	0	0											
41 Ryan Doumit, S (1,9) OBP: 0.510, SLG: 0.744	1-0 25 E 2-3 1B		4-2 E BB		3-1 2B		0-3 K			3	1	2	0	1	1	0											
Xavier Nady, R (1,8) OBP: 0.301, SLG: 0.442	3-2 SF7		1-1 E9 25 1B		1-2 F7			1-3 K		3	1	0	1	0	1	1											
6 Chris Duffy, L (8,8) OBP: 0.299, SLG: 0.328			1-H 25 1B							0	0	0	0	0	0	0											
25 Adam LaRoche, L (1,3) OBP: 0.280, SLG: 0.283	3-H F8		1-2 2H 1B		4-0 26 G6-4-3 BB			2-0 F8		3	0	1	1	1	0	1											
26 Ronny Paulino, R (1,2) OBP: 0.236, SLG: 0.359	1-3 K		0-0 G4-3		1-0 G6-4-3 1-2			1-2 P3		4	0	0	0	0	1	4											
2 Jack Wilson, R (1,6) OBP: 0.297, SLG: 0.370		1-2 F9		0-0 G4-3		1-1 P3			0-2 G6-3	4	0	0	0	0	0	0											
28 Paul Maholm, L (1,1) OBP: 0.143, SLG: 0.143		3-3 K		2-3 K					2-3 K	3	0	0	0	0	3	0											
55 Matt Capps, R (8,1) OBP: 1.000, SLG: 1.000										0	0	0	0	0	0	0											
13 Nate McLouth, L (9, PH) OBP: 0.314, SLG: 0.323										1	0	0	0	0	1	0											
16 Salomon Torres, R (9,1) OBP: 0.319, SLG: 0.439										0	0	0	0	0	0	0											
Inning Stats	R: 3 E: 1 K: 1 S: 23	H: 3 LOB: 1 BB: 0 P: 35	R: 0 E: 0 K: 2 S: 12	H: 0 LOB: 0 BB: 0 P: 16	R: 2 E: 1 K: 1 S: 15	H: 1 LOB: 1 BB: 1 P: 23	R: 0 E: 0 K: 1 S: 9	H: 1 LOB: 1 BB: 0 P: 13	R: 1 E: 0 K: 0 S: 8	H: 2 LOB: 1 BB: 1 P: 18	R: 0 E: 0 K: 1 S: 8	H: 0 LOB: 0 BB: 0 P: 12	R: 0 E: 0 K: 1 S: 7	H: 0 LOB: 0 BB: 0 P: 11	R: 0 E: 0 K: 1 S: 13	H: 1 LOB: 1 BB: 0 P: 15	1B: 4 2B: 3 3B: 0 HR: 1	SF: 1 SAC: 0 DP: 1 HBP: 1	WP: 0 PB: 0 SB: 0 CS: 0	PA: 38							
PITCHER	IP	WLS	BF	H	R	ER	SO	BB	IBB	HBP	BLK	WP	HR	S	P	ERA	WHIP										
38 Carlos Zambrano, R (1,1) ERA: 5.83	6.0	L	28	7	6	4	6	2	0	1	0	0	1	75	117	6.00	1.500										
57 Rocky Cherry, R (7,1) ERA: 3.24	2.0		6	0	0	0	3	0	0	0	0	0	0	15	23	0.00	0.000										
43 Michael Wurtz, R (9,1) ERA: 1.72	1.0		4	1	0	0	1	0	0	0	0	0	0	13	15	0.00	1.000										

Batter	1	2	3	4	5	6	7	8	9	AB	R	H	RBI	BB	SO	LOB	BOTTOM										
12 Alfonso Soriano, R (1,7) OBP: 0.347, SLG: 0.500	4-2 2 G6-4-3 BB		0-0 G6-4-3 1-2			1-1 2 FC6-4 1B		0-2 P3		3	0	1	0	1	0	1	Pittsburgh Pirates @ Chicago Cubs Wrigley Field, Chicago, IL Thu May 10 2007, 1:20 PM CDT Att: 41,101 - Sunny - 76 F										
2 Ryan Theriot, R (1,6) OBP: 0.375, SLG: 0.368	2-2 G6-4-3 1-2		0-1 F9			0-0 FC6-4		3-2 1B		4	0	1	0	0	0	2											
25 Derrek Lee, R (1,3) OBP: 0.467, SLG: 0.565	1-1 P3		0-2 16 G6-4-3 1B			2-3 K		3-3 K		4	0	1	0	0	2	2											
16 Aramis Ramirez, R (1,5) OBP: 0.341, SLG: 0.513		1-0 HR		0-0 G6-4-3 1-2		1-1 G5-3			2-3 K	4	1	1	1	0	1	1											
19 Matt Murton, R (1,9) OBP: 0.309, SLG: 0.333		0-0 G6-3			1-1 F9		1-2 G1-3		1-3 K	4	0	0	0	0	1	0											
Mark DeRosa, R (1,4) OBP: 0.340, SLG: 0.462		1-3 K			1-3 K		0-1 G5-3			3	0	0	0	0	2	0											
32 Daryle Ward, L (9, PH) OBP: 0.571, SLG: 0.429									1-2 F9	1	0	0	0	0	0	0											
24 Henry Blanco, R (1,2) OBP: 0.318, SLG: 0.400		0-0 G6-3			3-1 L7			2-2 G6-3		3	0	0	0	0	0	0											
43 Michael Wurtz, R (9,1) OBP: 0.319, SLG: 0.439										0	0	0	0	0	0	0											
29 Ángel Pagán, S (1,8) OBP: 0.667, SLG: 1.667			3-3 K			0-0 HR		0-0 HR 1B		3	2	2	1	0	1	0											
38 Carlos Zambrano, S (1,1) OBP: 0.250, SLG: 0.500			1-1 12 G6-4-3 1B			0-1 G4-3		1-1 HR		1	0	1	0	0	0	0											
Jacque Jones, L (6, PH) OBP: 0.333, SLG: 0.366										1	0	0	0	0	0	0											
57 Rocky Cherry, R (7,1) OBP: 0.333, SLG: 0.366										0	0	0	0	0	0	0											
Michael Barrett, R (8, PH) OBP: 0.319, SLG: 0.439										1	1	1	2	0	0	0											
Inning Stats	R: 0 E: 0 K: 0 S: 8	H: 0 LOB: 0 BB: 1 P: 15	R: 1 E: 0 K: 1 S: 7	H: 1 LOB: 0 BB: 0 P: 9	R: 0 E: 0 K: 1 S: 10	H: 1 LOB: 0 BB: 0 P: 14	R: 0 E: 0 K: 0 S: 6	H: 1 LOB: 0 BB: 0 P: 6	R: 0 E: 0 K: 1 S: 7	H: 0 LOB: 0 BB: 0 P: 12	R: 1 E: 0 K: 1 S: 9	H: 2 LOB: 1 BB: 0 P: 12	R: 0 E: 0 K: 0 S: 7	H: 0 LOB: 0 BB: 0 P: 9	R: 2 E: 0 K: 1 S: 19	H: 3 LOB: 1 BB: 0 P: 28	R: 0 E: 0 K: 2 S: 9	H: 0 LOB: 0 BB: 0 P: 13	1B: 5 2B: 0 3B: 0 HR: 3	SF: 0 SAC: 0 DP: 3 HBP: 0	WP: 0 PB: 0 SB: 0 CS: 0	PA: 33					
PITCHER	IP	WLS	BF	H	R	ER	SO	BB	IBB	HBP	BLK	WP	HR	S	P	ERA	WHIP										
28 Paul Maholm, L (1,1) ERA: 5.4	7.1		27	7	4	4	4	1	0	0	0	0	0	3	60	4.91	1.091										
55 Matt Capps, R (8,1) ERA: 1.93	0.2	H	3	1	0	0	1	0	0	0	0	0	0	13	19	0.00	1.500										
16 Salomon Torres, R (9,1) ERA: 5.4	1.0	S	3	0	0	0	2	0	0	0	0	0	0	9	13	0.00	0.000										



Batter	1	2	3	4	5	6	7	8	9	AB	R	H	RBI	BB	SO	LOB	TOP								
12 Alfonso Soriano, R (1.7) OBP: 0.359, SLG: 0.529	1-1 G6-3		4-2 BB			2-2 15 S 25 1B 1B	0-1 25 1B 15 G1-3 1B	0-3 K		4	1	2	0	1	1	0									
15 Cliff Floyd, L (1.9) OBP: 0.372, SLG: 0.389	0-1 G4-3		1-1 P6			3-3 SAFE K	0-0 G1-3		2-1 25 1B 1B	4	0	0	0	0	1	4									
2 Ryan Theriot, R (7.4) OBP: 0.376, SLG: 0.380						1-2 K	1-2 G1-3			1	0	1	0	0	0	0									
25 Derrek Lee, R (1.3) OBP: 0.465, SLG: 0.557	1-2 G6-3			2-2 16 G6-4-3 1B		0-1 16 1B 1B	1-0 16 1B 2B 1B		3-2 1B	5	2	4	0	0	0	0									
16 Aramis Ramirez, R (1.5) OBP: 0.341, SLG: 0.524		1-1 F7		1-2 G6-4-3		3-1 WP 1B	0-1 2B 1B		1-3 2B 1B	5	1	2	2	0	1	3									
Michael Barrett, R (1.2) OBP: 0.313, SLG: 0.422		2-0 F9		1-2 G5-3		0-0 WP 1B	1-3 2B 1B		2-3 K	5	0	1	0	0	1	4									
Jacque Jones, L (1.8) OBP: 0.326, SLG: 0.368		2-1 G6-3			1-3 K2-3	2-3 K	1-0 1B 2B		2-3 K	5	0	1	2	0	3	4									
Mark DeRosa, R (1.4) OBP: 0.345, SLG: 0.449			3-1 G5-3		2-3 K					3	1	1	0	1	1	0									
13 Will Ohman, L (7.1) Bob Howry, L (7.1)										0	0	0	0	0	0	0									
Cesar Izturis, S (1.6) OBP: 0.317, SLG: 0.324			0-1 37 WP 1B		0-0 1B		2-1 19 HR 2B		2-2 G1-3	4	1	3	0	0	0	0									
37 Angel Guzman, R (1.1)			1-3 K		0-0 G6-3		2-0 HR		0-3 K	2	0	0	0	0	1	2									
47 Scott Eyre, L (6.1)										0	0	0	0	0	0	0									
19 Matt Murton, R (7.7) OBP: 0.338, SLG: 0.397			1-2 K							2	1	1	3	0	1	0									
Inning Stats	R: 0 E: 0 K: 0 S: 8	H: 0 LOB: 0 BB: 0 P: 10	R: 0 E: 0 K: 0 S: 5	H: 0 LOB: 0 BB: 0 P: 10	R: 0 E: 0 K: 1 S: 11	H: 1 LOB: 2 BB: 1 P: 20	R: 0 E: 0 K: 0 S: 9	H: 1 LOB: 0 BB: 0 P: 13	R: 0 E: 0 K: 2 S: 8	H: 1 LOB: 1 BB: 0 P: 11	R: 1 E: 0 K: 2 S: 16	H: 4 LOB: 2 BB: 0 P: 25	R: 6 E: 0 K: 0 S: 19	H: 7 LOB: 2 BB: 1 P: 31	R: 0 E: 0 K: 3 S: 9	H: 0 LOB: 0 BB: 0 P: 11	R: 0 E: 0 K: 3 S: 14	H: 2 LOB: 2 BB: 0 P: 24	1B: 13 2B: 2 3B: 0 HR: 1	SF: 0 SAC: 0 DP: 1 HBP: 0	WP: 3 PB: 0 SB: 1 CS: 0	PA: 42			
PITCHER	IP WLS BF H R ER SO BB IBB HBP BLK WP HR S P ERA WHIP	IP WLS BF H R ER SO BB IBB HBP BLK WP HR S P ERA WHIP	IP WLS BF H R ER SO BB IBB HBP BLK WP HR S P ERA WHIP	IP WLS BF H R ER SO BB IBB HBP BLK WP HR S P ERA WHIP	IP WLS BF H R ER SO BB IBB HBP BLK WP HR S P ERA WHIP	IP WLS BF H R ER SO BB IBB HBP BLK WP HR S P ERA WHIP	IP WLS BF H R ER SO BB IBB HBP BLK WP HR S P ERA WHIP	IP WLS BF H R ER SO BB IBB HBP BLK WP HR S P ERA WHIP	IP WLS BF H R ER SO BB IBB HBP BLK WP HR S P ERA WHIP	IP WLS BF H R ER SO BB IBB HBP BLK WP HR S P ERA WHIP	IP WLS BF H R ER SO BB IBB HBP BLK WP HR S P ERA WHIP	IP WLS BF H R ER SO BB IBB HBP BLK WP HR S P ERA WHIP	IP WLS BF H R ER SO BB IBB HBP BLK WP HR S P ERA WHIP	IP WLS BF H R ER SO BB IBB HBP BLK WP HR S P ERA WHIP	IP WLS BF H R ER SO BB IBB HBP BLK WP HR S P ERA WHIP	IP WLS BF H R ER SO BB IBB HBP BLK WP HR S P ERA WHIP	IP WLS BF H R ER SO BB IBB HBP BLK WP HR S P ERA WHIP	IP WLS BF H R ER SO BB IBB HBP BLK WP HR S P ERA WHIP	IP WLS BF H R ER SO BB IBB HBP BLK WP HR S P ERA WHIP	IP WLS BF H R ER SO BB IBB HBP BLK WP HR S P ERA WHIP	IP WLS BF H R ER SO BB IBB HBP BLK WP HR S P ERA WHIP	IP WLS BF H R ER SO BB IBB HBP BLK WP HR S P ERA WHIP	IP WLS BF H R ER SO BB IBB HBP BLK WP HR S P ERA WHIP	IP WLS BF H R ER SO BB IBB HBP BLK WP HR S P ERA WHIP	IP WLS BF H R ER SO BB IBB HBP BLK WP HR S P ERA WHIP

Chicago Cubs @ Philadelphia Phillies
Citizens Bank Park, Philadelphia, PA
Sat May 12 2007, 3:45 PM EDT
Att: 45,026 - Partly Cloudy - 78 F

AB 40
R 7
H 16
RBI 7
BB 2
SO 10
LOB 17



Batter	1	2	3	4	5	6	7	8	9	AB	R	H	RBI	BB	SO	LOB	BOTTOM								
11 Jimmy Rollins, S (1.6) OBP: 0.343, SLG: 0.553	2-1 G1-3	4-2 BB			1-1 F8		2-2 F9	0-0 G1-3		4	0	0	0	1	0	0									
8 Shane Victorino, S (1.9) OBP: 0.368, SLG: 0.378	1-1 S 1B	0-3 K			0-3 K		0-2 P6	4-2 26 2B BB		4	0	1	0	1	2	2									
Aaron Rowand, R (1.8) OBP: 0.432, SLG: 0.534	1-2 G5-3		0-1 P4		1-1 F7		1-1 26 2B 26 E 1B	1-3 K		5	1	1	0	0	1	2									
26 Chase Utley, L (1.4) OBP: 0.396, SLG: 0.585	2-3 K		0-3 K			0-0 HR	1-0 19 3B 2B	2-2 K		5	2	3	1	0	2	1									
Pat Burrell, R (1.7) OBP: 0.431, SLG: 0.413		1-0 19 1B FC4-6 2B		0-3 K		1-0 F9	4-0 19 3B BB			3	2	1	0	1	1	0									
39 Brett Myers, R (8.1)										0	0	0	0	0	0	0									
19 Greg Dobbs, L (1.3) OBP: 0.356, SLG: 0.500		0-1 FC4-6 1B		0-0 G4-3 1B		1-0 E8 3B 1B	1-1 1B 3B			4	2	4	2	0	0	0									
Abraham Nunez, S (1.5) OBP: 0.328, SLG: 0.583		1-2 FC4-6 51 2B		0-0 G4-3		0-0 51 SH5-4 3B	3-2 51 HR 1B			4	2	2	3	0	0	2									
51 Carlos Ruiz, R (1.2) OBP: 0.344, SLG: 0.464		3-2 34 2B 2B		0-2 1B		0-0 SH5-4	0-1 HR			3	2	3	3	0	0	0									
34 Freddy Garcia, R (1.1) OBP: 0.308, SLG: 0.364		0-0 K		1-3 K		3-1 G4-3	1-2 F7			3	0	1	1	0	1	1									
Geoff Geary, R (7.1)										0	0	0	0	0	0	0									
Antonio Alfonseca, R (7.1)										0	0	0	0	0	0	0									
9 Michael Bourn, L (7.7) OBP: 0.364, SLG: 0.368		2-1 K								1	0	0	0	0	0	0									
Inning Stats	R: 0 E: 0 K: 1 S: 12	H: 1 LOB: 1 BB: 0 P: 18	R: 2 E: 0 K: 1 S: 15	H: 4 LOB: 2 BB: 1 P: 24	R: 0 E: 0 K: 2 S: 9	H: 0 LOB: 0 BB: 0 P: 9	R: 0 E: 0 K: 1 S: 8	H: 2 LOB: 1 BB: 0 P: 9	R: 0 E: 0 K: 1 S: 7	H: 0 LOB: 0 BB: 0 P: 9	R: 3 E: 1 K: 0 S: 6	H: 3 LOB: 0 BB: 0 P: 8	R: 6 E: 1 K: 0 S: 21	H: 5 LOB: 0 BB: 1 P: 34	R: 0 E: 0 K: 1 S: 10	H: 1 LOB: 2 BB: 1 P: 17	R: 0 E: 0 K: 3 S: 14	H: 2 LOB: 2 BB: 0 P: 24	1B: 7 2B: 5 3B: 2 HR: 2	SF: 0 SAC: 1 DP: 1 HBP: 0	WP: 0 PB: 0 SB: 1 CS: 0	PA: 40			
PITCHER	IP WLS BF H R ER SO BB IBB HBP BLK WP HR S P ERA WHIP	IP WLS BF H R ER SO BB IBB HBP BLK WP HR S P ERA WHIP	IP WLS BF H R ER SO BB IBB HBP BLK WP HR S P ERA WHIP	IP WLS BF H R ER SO BB IBB HBP BLK WP HR S P ERA WHIP	IP WLS BF H R ER SO BB IBB HBP BLK WP HR S P ERA WHIP	IP WLS BF H R ER SO BB IBB HBP BLK WP HR S P ERA WHIP	IP WLS BF H R ER SO BB IBB HBP BLK WP HR S P ERA WHIP	IP WLS BF H R ER SO BB IBB HBP BLK WP HR S P ERA WHIP	IP WLS BF H R ER SO BB IBB HBP BLK WP HR S P ERA WHIP	IP WLS BF H R ER SO BB IBB HBP BLK WP HR S P ERA WHIP	IP WLS BF H R ER SO BB IBB HBP BLK WP HR S P ERA WHIP	IP WLS BF H R ER SO BB IBB HBP BLK WP HR S P ERA WHIP	IP WLS BF H R ER SO BB IBB HBP BLK WP HR S P ERA WHIP	IP WLS BF H R ER SO BB IBB HBP BLK WP HR S P ERA WHIP	IP WLS BF H R ER SO BB IBB HBP BLK WP HR S P ERA WHIP	IP WLS BF H R ER SO BB IBB HBP BLK WP HR S P ERA WHIP	IP WLS BF H R ER SO BB IBB HBP BLK WP HR S P ERA WHIP	IP WLS BF H R ER SO BB IBB HBP BLK WP HR S P ERA WHIP	IP WLS BF H R ER SO BB IBB HBP BLK WP HR S P ERA WHIP	IP WLS BF H R ER SO BB IBB HBP BLK WP HR S P ERA WHIP	IP WLS BF H R ER SO BB IBB HBP BLK WP HR S P ERA WHIP	IP WLS BF H R ER SO BB IBB HBP BLK WP HR S P ERA WHIP	IP WLS BF H R ER SO BB IBB HBP BLK WP HR S P ERA WHIP	IP WLS BF H R ER SO BB IBB HBP BLK WP HR S P ERA WHIP	IP WLS BF H R ER SO BB IBB HBP BLK WP HR S P ERA WHIP

Chicago Cubs @ Philadelphia Phillies
Citizens Bank Park, Philadelphia, PA
Sat May 12 2007, 3:45 PM EDT
Att: 45,026 - Partly Cloudy - 78 F

AB 36
R 11
H 16
RBI 10
BB 3
SO 7
LOB 8



Batter	1	2	3	4	5	6	7	8	9	AB	R	H	RBI	BB	SO	LOB	TOP			
12 Alfonso Soriano, R OBP: 0.353, SLG: 0.512	F8		FC6-4 BB		F9		G5-3		K	4	0	0	0	1	1	2	Chicago Cubs @ Philadelphia Phillies Citizens Bank Park, Philadelphia, PA Sun May 13 2007, 1:35 PM EDT Att: 45,129 - Sunny - 66 F			
2 Ryan Theriot, R OBP: 0.377, SLG: 0.375	G5-4-3 1B		FC6-4		K		P3		FC6-4 BB	4	0	1	0	1	1	2				
25 Derrek Lee, R OBP: 0.463, SLG: 0.553	G5-4-3				K		G4-3		FC6-4 BB	1	0	0	0	0	0	1				
32 Danyle Ward, L OBP: 0.520, SLG: 0.444									FC6-4 BB	3	1	1	0	0	1	0				
Mark DeRosa, R OBP: 0.351, SLG: 0.449									FC6-4 BB	0	0	0	1	1	0	0				
16 Aramis Ramirez, R OBP: 0.329, SLG: 0.504		L9		E5 19 1B		G5-3		G6-3	FC6-4	5	1	0	1	0	0	3				
19 Matt Murton, R OBP: 0.354, SLG: 0.411	F9			1B		1B			G5-3	5	0	3	1	0	0	2				
46 Ryan Dempster, R				1B 1-2 2-H		1B		1B		0	0	0	0	0	0	0				
Jacque Jones, L OBP: 0.326, SLG: 0.364	G6-3			F4		1B		K		4	0	1	0	0	1	3				
Michael Barrett, R OBP: 0.311, SLG: 0.417						1B		G5-3		4	0	1	0	0	1	3				
Cesar Izturis, S OBP: 0.337, SLG: 0.346				E5 30 SH3-4		1B			15 1B 15 PB BB	4	1	3	1	0	0	0				
30 Ted Lilly, L OBP: 0.111, SLG: 0.111				SH3-4					BB 16 FC6-4 S	2	0	0	0	0	1	5				
15 Cliff Floyd, L OBP: 0.321, SLG: 0.397						G5-3				1	0	1	0	0	0	0				
29 Angel Pagán, S OBP: 0.429, SLG: 0.857										0	1	0	0	0	0	0				
Inning Stats	R: 0 E: 0 K: 0 S: 10	H: 1 LOB: 0 BB: 0 P: 14	R: 0 E: 0 K: 0 S: 7	H: 0 LOB: 0 BB: 0 P: 10	R: 0 E: 1 K: 0 S: 13	H: 0 LOB: 2 BB: 1 P: 20	R: 2 E: 1 K: 2 S: 14	H: 3 LOB: 2 BB: 0 P: 19	R: 0 E: 0 K: 0 S: 11	H: 4 LOB: 3 BB: 0 P: 15	R: 0 E: 0 K: 0 S: 8	H: 0 LOB: 0 BB: 0 P: 9	R: 0 E: 0 K: 1 S: 9	H: 1 LOB: 1 BB: 0 P: 11	R: 2 E: 0 K: 1 S: 14	H: 2 LOB: 2 BB: 2 P: 31	1B: 10 2B: 1 3B: 0 HR: 0	SF: 0 SAC: 1 DP: 1 HBP: 0	WP: 0 PB: 1 SB: 1 CS: 0	PA: 41
PITCHER	IP WLS BF H R ER SO	IP WLS BF H R ER SO	IP WLS BF H R ER SO	IP WLS BF H R ER SO	IP WLS BF H R ER SO	IP WLS BF H R ER SO	IP WLS BF H R ER SO	IP WLS BF H R ER SO	IP WLS BF H R ER SO	IP WLS BF H R ER SO	IP WLS BF H R ER SO	IP WLS BF H R ER SO	IP WLS BF H R ER SO	IP WLS BF H R ER SO	IP WLS BF H R ER SO	IP WLS BF H R ER SO	ERA WHIP	ERA WHIP		
21 Jon Lieber, R ERA: 2.93	8.0	L	34	9	2	1	5	1	0	0	0	0	0	0	83	115	1.12	1.250		
Antonio Alfonseca, R ERA: 5.3	0.1		4	2	2	2	1	1	0	0	0	0	0	0	9	18	54.00	9.000		
52 Fabio Castro, L ERA: 18.0	0.0		1	0	0	0	0	1	0	0	0	0	0	0	4					
Clayton Kershaw, R ERA: 1.93	0.2		2	0	0	0	0	0	0	0	0	0	0	5	9	0.00	0.000			

AB	37
R	4
H	11
RBI	4
BB	3
SO	6
LOB	21



Batter	1	2	3	4	5	6	7	8	9	AB	R	H	RBI	BB	SO	LOB	BOTTOM					
11 Jimmy Rollins, S OBP: 0.335, SLG: 0.539	F9		P3			F8		F7		4	0	0	0	0	0	2	Chicago Cubs @ Philadelphia Phillies Citizens Bank Park, Philadelphia, PA Sun May 13 2007, 1:35 PM EDT Att: 45,129 - Sunny - 66 F					
28 Jayson Werth, R OBP: 0.349, SLG: 0.270	F9				K	G6-3			G4-3	4	0	0	0	0	1	0						
Aaron Rowand, R OBP: 0.428, SLG: 0.522					G5-3				G6-3	3	0	0	0	1	0	0						
26 Chase Utley, L OBP: 0.393, SLG: 0.575	P4				K				1B	4	0	1	0	0	2	1						
Pat Burrell, R OBP: 0.421, SLG: 0.402										3	0	0	0	0	1	0						
Wes Helms, R OBP: 0.317, SLG: 0.342										3	0	1	0	0	0	0						
9 Michael Bourn, L OBP: 0.364, SLG: 0.368										0	1	0	0	0	0	0						
19 Greg Dobbs, L OBP: 0.356, SLG: 0.500										0	0	0	0	0	0	0						
Abraham Nunez, S OBP: 0.343, SLG: 0.397										3	0	2	0	0	0	0						
51 Carlos Ruiz, R OBP: 0.333, SLG: 0.448										3	0	0	0	0	0	2						
21 Jon Lieber, L OBP: 0.091, SLG: 0.091										2	0	0	0	0	2	0						
8 Shane Victorino, S OBP: 0.355, SLG: 0.375										1	0	0	0	0	0	2						
Antonio Alfonseca, R										0	0	0	0	0	0	0						
52 Fabio Castro, L										0	0	0	0	0	0	0						
Clayton Kershaw, R										0	0	0	0	0	0	0						
Inning Stats	R: 0 E: 0 K: 0 S: 8	H: 0 LOB: 1 BB: 1 P: 15	R: 0 E: 0 K: 0 S: 4	H: 0 LOB: 0 BB: 0 P: 7	R: 0 E: 0 K: 1 S: 14	H: 0 LOB: 0 BB: 0 P: 20	R: 0 E: 0 K: 2 S: 9	H: 0 LOB: 0 BB: 0 P: 12	R: 0 E: 0 K: 1 S: 11	H: 1 LOB: 1 BB: 0 P: 17	R: 0 E: 0 K: 1 S: 7	H: 0 LOB: 0 BB: 0 P: 9	R: 0 E: 0 K: 1 S: 10	H: 0 LOB: 0 BB: 0 P: 15	R: 1 E: 1 K: 0 S: 9	H: 2 LOB: 2 BB: 0 P: 13	R: 0 E: 0 K: 0 S: 7	H: 1 LOB: 1 BB: 0 P: 10	1B: 4 2B: 0 3B: 0 HR: 0	SF: 0 SAC: 0 DP: 0 HBP: 0	WP: 0 PB: 0 SB: 0 CS: 0	PA: 31
PITCHER	IP WLS BF H R ER SO	IP WLS BF H R ER SO	IP WLS BF H R ER SO	IP WLS BF H R ER SO	IP WLS BF H R ER SO	IP WLS BF H R ER SO	IP WLS BF H R ER SO	IP WLS BF H R ER SO	IP WLS BF H R ER SO	IP WLS BF H R ER SO	IP WLS BF H R ER SO	IP WLS BF H R ER SO	IP WLS BF H R ER SO	IP WLS BF H R ER SO	IP WLS BF H R ER SO	IP WLS BF H R ER SO	ERA WHIP	ERA WHIP				
30 Ted Lilly, L ERA: 2.53	8.0	W	28	3	1	1	6	0	0	0	0	0	0	0	72	108	1.12	0.500				
46 Ryan Dempster, R ERA: 2.37	1.0	S	3	1	0	0	0	0	0	0	0	7	10	0.00	1.000							

AB	30
R	1
H	4
RBI	0
BB	1
SO	6
LOB	7



Batter	1	2	3	4	5	6	7	8	9	AB	R	H	RBI	BB	SO	LOB	TOP																	
2 Ryan Theriot, R OBP: 0.370, SLG: 0.376	G1-3	F9			G6-3	G5-3			2B	5	0	1	0	0	0	2	Chicago Cubs @ New York Mets Shea Stadium, Flushing, NY Mon May 14 2007, 7:10 PM EDT Att: 34,033 - Clear - 61 F																	
Cesar Izturis, S OBP: 0.341, SLG: 0.361	G5-3	2B			L9		12 G4-6-3 1B		G1-3	5	0	2	1	0	0	1																		
12 Alfonso Soriano, R OBP: 0.358, SLG: 0.516	16 1B	F8			19 BB 16 S		1-2		G4-6-3	3	1	1	0	1	0	2																		
16 Aramis Ramirez, R OBP: 0.333, SLG: 0.500	2H 1B			P3	19 BB				G6-3	3	0	1	1	1	0	0																		
19 Matt Murton, R OBP: 0.349, SLG: 0.395	F8			K	1-2 2-3				G6-3	3	0	0	0	1	1	1																		
Mark DeRosa, R OBP: 0.350, SLG: 0.440					F8				G5-3	2	1	0	0	1	0	3																		
32 Daryle Ward, L OBP: 0.500, SLG: 0.421		29 2B 1B		G4-3					G5-3	1	0	0	0	0	0	0																		
24 Henry Blanco, R OBP: 0.269, SLG: 0.333		P2			K				F7	4	0	0	0	0	1	1																		
29 Ángel Pagán, S OBP: 0.364, SLG: 0.727		1B		P3					G6-3	4	1	1	0	0	0	0																		
Jason Marquis, L OBP: 0.226, SLG: 0.304		2B		G4-3					G4-3	3	1	2	2	0	0	0																		
13 Will Ohman, L OBP: 0.226, SLG: 0.273		1B								0	0	0	0	0	0	0																		
57 Rocky Cherry, R ERA: 2.89		2B								0	0	0	0	0	0	0																		
48 Neal Cotts, L ERA: 1.76		1B								0	0	0	0	0	0	0																		
Michael Barrett, R OBP: 0.339, SLG: 0.423		2B								1	0	0	0	0	0	0																		
43 Michael Wuerztz, R ERA: 2.08		1B								0	0	0	0	0	0	0																		
Inning Stats	R: 1 E: 0 K: 0 S: 11	H: 2 LOB: 1 BB: 0 P: 13	R: 3 E: 0 K: 0 S: 16	H: 3 LOB: 1 BB: 1 P: 30	R: 0 E: 0 K: 1 S: 7	H: 0 LOB: 0 BB: 0 P: 11	R: 0 E: 0 K: 1 S: 6	H: 0 LOB: 0 BB: 0 P: 12	R: 0 E: 0 K: 0 S: 12	H: 1 LOB: 1 BB: 0 P: 11	R: 0 E: 0 K: 0 S: 6	H: 1 LOB: 0 BB: 0 P: 12	R: 0 E: 0 K: 0 S: 7	H: 0 LOB: 0 BB: 0 P: 12	R: 0 E: 0 K: 0 S: 6	H: 1 LOB: 1 BB: 0 P: 13	1B: 4 2B: 4 3B: 0 HR: 0	SF: 0 SAC: 0 DP: 1 HBP: 0	WP: 0 PB: 0 SB: 1 CS: 0	PA: 38														
PITCHER	IP WLS BF H R ER SO BB IBB HBP BLK WP HR S P ERA WHIP																																	
Tom Glavine, L ERA: 3.31	6.0	28	6	4	4	2	4	0	0	0	0	0	0	0	60	106	6.00	1.667																
35 Joe Smith, R ERA: 1.56	7.1	4	1	0	0	0	0	0	0	0	0	0	0	9	15	0.00	0.750																	
25 Pedro Feliciano, L ERA: 1.13	8.1	5	1	0	0	0	0	0	0	0	0	0	0	9	21	0.00	0.750																	
Aaron Heilman, R ERA: 3.78	9.1	W 1	0	0	0	0	0	0	0	0	0	0	0	1	1	0.00	0.000																	

Chicago Cubs @ New York Mets
 Shea Stadium, Flushing, NY
 Mon May 14 2007, 7:10 PM EDT
 Att: 34,033 - Clear - 61 F

AB 34
 R 4
 H 8
 RBI 4
 BB 4
 SO 2
 LOB 10



Batter	1	2	3	4	5	6	7	8	9	AB	R	H	RBI	BB	SO	LOB	BOTTOM																
7 José Reyes, S OBP: 0.414, SLG: 0.538	L4				F7		F8		15 IBB 21 BB 10 S	4	1	1	0	1	0	0	Chicago Cubs @ New York Mets Shea Stadium, Flushing, NY Mon May 14 2007, 7:10 PM EDT Att: 34,033 - Clear - 61 F																
10 Endy Chavez, L OBP: 0.396, SLG: 0.500	G6-3			F8			15 BB		21 BB 15 IBB	4	0	2	0	1	0	1																	
15 Carlos Beltrán, S OBP: 0.394, SLG: 0.571	G4-3			K			1B		21 BB G4-6-3 BB	3	0	0	0	2	1	2																	
21 Carlos Delgado, L OBP: 0.297, SLG: 0.328		F8			5 HR		16 2B 1B		4-2 B 1-2 2-3 3-H	3	2	1	1	2	0	2																	
5 David Wright, R OBP: 0.367, SLG: 0.434		20 BB 1B			1-H		16 2B 3 SF8 1B			4	2	3	2	0	1	0																	
20 Shawn Green, L OBP: 0.380, SLG: 0.493				G4-3			K		F7	3	0	0	0	1	1	2																	
16 Paul Lo Duca, R OBP: 0.339, SLG: 0.357		P3		G4-3					G6-3	4	0	1	1	0	0	2																	
3 Damon Easley, R OBP: 0.333, SLG: 0.571		F9		P4			SF8		G1-3	3	0	0	1	0	0	2																	
Tom Glavine, L OBP: 0.226, SLG: 0.188				G5-3			G1-3		K	2	0	0	0	0	0	0																	
17 David Newhall, L OBP: 0.226, SLG: 0.273										1	0	0	0	0	1	1																	
35 Joe Smith, R ERA: 1.56										0	0	0	0	0	0	0																	
25 Pedro Feliciano, L ERA: 1.13										0	0	0	0	0	0	0																	
Aaron Heilman, R ERA: 3.78										0	0	0	0	0	0	0																	
Julio Franco, R OBP: 0.346, SLG: 0.350										1	0	0	0	0	1	0																	
Inning Stats	R: 0 E: 0 K: 0 S: 7	H: 0 LOB: 0 BB: 0 P: 12	R: 0 E: 0 K: 0 S: 7	H: 1 LOB: 2 BB: 1 P: 14	R: 0 E: 0 K: 1 S: 8	H: 0 LOB: 1 BB: 1 P: 16	R: 2 E: 0 K: 0 S: 11	H: 1 LOB: 0 BB: 1 P: 24	R: 0 E: 0 K: 2 S: 18	H: 3 LOB: 1 BB: 0 P: 23	R: 0 E: 0 K: 0 S: 5	H: 1 LOB: 1 BB: 1 P: 12	R: 0 E: 0 K: 1 S: 10	H: 0 LOB: 0 BB: 0 P: 15	R: 1 E: 0 K: 1 S: 14	H: 1 LOB: 3 BB: 3 P: 27	1B: 6 2B: 1 3B: 0 HR: 1	SF: 1 SAC: 0 DP: 1 HBP: 0	WP: 0 PB: 0 SB: 2 CS: 0	PA: 40													
PITCHER	IP WLS BF H R ER SO BB IBB HBP BLK WP HR S P ERA WHIP																																
Jason Marquis, R ERA: 2.22	5.0	23	5	4	4	1	3	0	0	0	0	0	0	5	5	0.00	0.000																
13 Will Ohman, L ERA: 5.23	6.1	H 1	0	0	0	1	0	0	0	0	0	0	0	5	5	0.00	3.000																
57 Rocky Cherry, R ERA: 2.89	6.1	B 6	2	0	0	1	1	0	0	0	0	0	0	11	19	0.00	3.000																
48 Neal Cotts, L ERA: 1.76	7.1	L 4	0	0	0	1	0	0	0	0	0	0	0	12	18	0.00	0.000																
43 Michael Wuerztz, R ERA: 2.08	9.1	L 6	1	1	1	1	2	1	0	0	0	0	0	14	27	13.50	4.500																

Chicago Cubs @ New York Mets
 Shea Stadium, Flushing, NY
 Mon May 14 2007, 7:10 PM EDT
 Att: 34,033 - Clear - 61 F

AB 32
 R 5
 H 8
 RBI 5
 BB 7
 SO 5
 LOB 12



Batter	1	2	3	4	5	6	7	8	9	AB	R	H	RBI	BB	SO	LOB	TOP			
2 Ryan Theriot, R OBP: 0.372, SLG: 0.362			G6-3			L7		G6-3		4	0	0	0	0	1	2				
15 Cliff Floyd, L OBP: 0.345, SLG: 0.407			G4-3			K		1B		3	0	1	1	1	1	1				
12 Alfonso Soriano, R OBP: 0.340, SLG: 0.482	F7			G5-3		F9		K		4	0	0	0	0	1	2				
16 Aramis Ramirez, R OBP: 0.323, SLG: 0.500	P4			L8		F7		G5-3		4	0	0	0	0	0	1				
32 Daryle Ward, L OBP: 0.486, SLG: 0.423		G5-3		E4		G5-3		P6		3	0	0	0	1	0	0				
Michael Barrett, R OBP: 0.303, SLG: 0.419	F7			G4-3		G5-3		F8		4	0	0	0	0	0	2				
Jacque Jones, L OBP: 0.321, SLG: 0.364		G3			K		K			3	0	0	0	0	2	1				
Cesar Izturis, S OBP: 0.354, SLG: 0.360			1B		F8			BB		2	1	1	0	1	0	0				
53 Rich Hill, L OBP: 0.111, SLG: 0.118			SH3-4					G3		1	0	0	0	0	1	0				
48 Neal Cotts, L										0	0	0	0	0	0	0				
29 Ángel Pagán, S OBP: 0.385, SLG: 0.692										1	0	0	0	0	0	1				
Bob Howry, L										0	0	0	0	0	0	0				
Inning Stats	R: 0 E: 0 K: 1 S: 8	H: 0 LOB: 1 BB: 1 P: 16	R: 0 E: 0 K: 0 S: 6	H: 0 LOB: 0 BB: 0 P: 11	R: 0 E: 0 K: 0 S: 8	H: 1 LOB: 1 BB: 0 P: 15	R: 0 E: 1 K: 0 S: 8	H: 0 LOB: 1 BB: 0 P: 11	R: 0 E: 0 K: 2 S: 10	H: 0 LOB: 0 BB: 0 P: 13	R: 0 E: 0 K: 1 S: 11	H: 0 LOB: 1 BB: 1 P: 19	R: 1 E: 0 K: 1 S: 18	H: 1 LOB: 1 BB: 1 P: 30	R: 0 E: 0 K: 0 S: 7	H: 0 LOB: 0 BB: 0 P: 12	1B: 2 2B: 0 3B: 0 HR: 0	SF: 0 SAC: 1 DP: 0 HBP: 0	WP: 0 PB: 0 SB: 0 CS: 0	PA: 33
PITCHER	IP	WLS	BF	H	R	ER	SO	BB	IBB	HBP	BLK	WP	HR	S	P	ERA	WHIP			
29 Jorge Sosa, R ERA: 2.25	7.0	W	26	1	1	1	5	3	0	0	0	0	0	63	104	1.29	0.571			
35 Joe Smith, R ERA: 1.47	1.0		4	1	0	0	1	0	0	0	0	0	0	14	22	0.00	1.000			
13 Billy Wagner, L ERA: 0.53	1.0		3	0	0	0	0	0	0	0	0	0	0	7	12	0.00	0.000			

Chicago Cubs @ New York Mets
Shea Stadium, Flushing, NY
Wed May 16 2007, 7:10 PM EDT
Att: 37,483 - Cloudy - 65 F

AB	29
R	1
H	2
RBI	1
BB	3
SO	6
LOB	10



Batter	1	2	3	4	5	6	7	8	9	AB	R	H	RBI	BB	SO	LOB	BOTTOM			
7 José Reyes, S OBP: 0.411, SLG: 0.533			G5-3	3 HR		F7		1B		5	1	2	0	0	1	1				
Ruben Gotay, S OBP: 0.158, SLG: 0.316				1B				1B		0	1	0	0	0	0	0				
3 Damion Easley, R OBP: 0.352, SLG: 0.603			21 BB 15 1B 5 SF4	1B	HR	K		1B		4	2	2	2	1	2	1				
15 Carlos Beltrán, S OBP: 0.391, SLG: 0.552	P6		16 S 21 BB	G5-3		21 1B 5 2B		F7		4	1	1	0	1	0	2				
21 Carlos Delgado, L OBP: 0.307, SLG: 0.329			16 S BB		F7	5 2B 16 SF8		FC3-6		4	1	1	1	1	1	1				
5 David Wright, R OBP: 0.360, SLG: 0.431	G5-3		SF4		16 S 1B	20 G4-3 27 2B		K		4	1	2	2	0	1	1				
16 Paul Lo Duca, R OBP: 0.341, SLG: 0.356	27 1B		1B		F7	SF8				2	1	1	1	1	0	1				
20 Shawn Green, L OBP: 0.382, SLG: 0.517	27 1B		G3		K	G4-3				4	0	1	0	0	1	5				
27 Carlos Gómez, R OBP: 0.444, SLG: 0.667	1B			L5		P3		2B		4	0	2	2	0	0	0				
29 Jorge Sosa, R OBP: 0.250, SLG: 0.143				G6-3		L8				3	0	0	0	1	1	3				
35 Joe Smith, R										0	0	0	0	0	0	0				
13 Billy Wagner, L										0	0	0	0	0	0	0				
Inning Stats	R: 0 E: 0 K: 2 S: 10	H: 0 LOB: 0 BB: 0 P: 14	R: 1 E: 0 K: 2 S: 11	H: 3 LOB: 2 BB: 0 P: 15	R: 1 E: 0 K: 0 S: 11	H: 1 LOB: 3 BB: 3 P: 24	R: 2 E: 0 K: 0 S: 11	H: 2 LOB: 0 BB: 0 P: 19	R: 0 E: 0 K: 1 S: 10	H: 1 LOB: 1 BB: 0 P: 16	R: 0 E: 0 K: 1 S: 13	H: 0 LOB: 1 BB: 1 P: 25	R: 3 E: 0 K: 0 S: 14	H: 3 LOB: 1 BB: 1 P: 25	R: 1 E: 0 K: 1 S: 19	H: 2 LOB: 1 BB: 0 P: 22	1B: 9 2B: 2 3B: 0 HR: 1	SF: 2 SAC: 0 DP: 0 HBP: 0	WP: 0 PB: 0 SB: 3 CS: 0	PA: 41
PITCHER	IP	WLS	BF	H	R	ER	SO	BB	IBB	HBP	BLK	WP	HR	S	P	ERA	WHIP			
53 Rich Hill, L ERA: 2.91	6.0	L	29	7	4	4	6	3	1	0	0	0	0	14	25	27.00	4.000			
48 Neal Cotts, L ERA: 3.31	1.0		7	3	3	3	0	1	0	0	0	0	0	14	25	27.00	4.000			
Bob Howry, R ERA: 4.58	1.0		5	2	1	1	1	0	0	0	0	0	0	19	22	9.00	2.000			

Chicago Cubs @ New York Mets
Shea Stadium, Flushing, NY
Wed May 16 2007, 7:10 PM EDT
Att: 37,483 - Cloudy - 65 F

AB	34
R	8
H	12
RBI	8
BB	5
SO	7
LOB	15



Batter	1	2	3	4	5	6	7	8	9	AB	R	H	RBI	BB	SO	LOB	TOP					
2 Ryan Theriot, R (1,4) OBP: 0.368, SLG: 0.358	G6-3			F9		29 HR 1B	F8			4	1	1	0	0	0	1	Chicago Cubs @ New York Mets Shea Stadium, Flushing, NY Thu May 17 2007, 1:10 PM EDT Att: 42,667 - Partly Cloudy - 66 F					
29 Angel Pagan, S (1,8) OBP: 0.412, SLG: 0.824	B2			12 S 16 1B 1B		1 SAFE 1B	HR	B5		4	2	2	2	0	0	0						
12 Alfonso Soriano, R (1,7) OBP: 0.338, SLG: 0.475	G6-3			F7		16 HR 1B		K		4	1	1	0	0	1	1						
16 Aramis Ramirez, R (1,5) OBP: 0.327, SLG: 0.521	F7			F7		16 HR 1B		G4-3		4	1	2	3	0	0	0						
19 Matt Murton, R (1,9) OBP: 0.333, SLG: 0.375	F9			K		HR		F9		4	0	0	0	0	1	1						
Mark DeRosa, R (1,3) OBP: 0.305, SLG: 0.427 43 Michael Wuerz, R (8,1) 13 Will Ohman, L (7,1) 17 Mike Fontenot, L (8,PH) 46 Ryan Dempster, R (8,1) 47 Scott Eyre, L (8,1)	F8			G5-3		F9		F8		3	0	0	0	0	0	0						
24 Henry Blanco, R (1,2) OBP: 0.233, SLG: 0.286	F7			P4		P3		K		4	0	0	0	0	1	0						
Cesar Izturis, S (1,6) OBP: 0.343, SLG: 0.348	F9			F8		F7				3	0	0	0	0	0	0						
37 Angel Guzman, R (1,1)	G5-3			G5-3		K		E4		2	0	0	0	0	1	0						
32 Daryle Ward, L (6,3) OBP: 0.472, SLG: 0.407										1	0	0	0	0	0	0						
Inning Stats	R: 0 E: 0 K: 0 S: 8	H: 0 LOB: 0 BB: 0 P: 9	R: 0 E: 0 K: 0 S: 5	H: 0 LOB: 0 BB: 0 P: 8	R: 0 E: 0 K: 0 S: 7	H: 0 LOB: 0 BB: 0 P: 11	R: 1 E: 0 K: 1 S: 14	H: 2 LOB: 1 BB: 0 P: 21	R: 0 E: 0 K: 0 S: 5	H: 0 LOB: 0 BB: 0 P: 10	R: 4 E: 0 K: 1 S: 14	H: 4 LOB: 1 BB: 0 P: 21	R: 0 E: 0 K: 0 S: 6	H: 0 LOB: 0 BB: 0 P: 10	R: 0 E: 0 K: 1 S: 5	H: 0 LOB: 0 BB: 0 P: 6		1B: 4 2B: 0 3B: 0 HR: 2	SF: 0 SAC: 0 DP: 0 HBP: 0	WP: 0 PB: 0 SB: 1 CS: 0	PA: 34	
PITCHER	IP	WLS	BF	H	R	ER	SO	BB	IBB	HBP	BLK	WP	HR	S	P	ERA		WHIP				
43 Jason Vargas, L (1,1) ERA: 6.43	7.0		28	6	5	5	2	0	0	0	0	0	2	59	90	6.43		0.857				
40 Ambiorix Burgos, R (8,1) ERA: 3.72	2.0	W	6	0	0	0	2	0	0	0	0	0	0	11	14	0.00	0.000					

AB	34
R	5
H	6
RBI	5
BB	0
SO	4
LOB	3



Batter	1	2	3	4	5	6	7	8	9	AB	R	H	RBI	BB	SO	LOB	BOTTOM						
10 Endy Chavez, L (1,8) OBP: 0.404, SLG: 0.471	G6-4-3 1B		G3		S 2B 1B		K		5 1B 21 1B BB	4	2	2	1	1	1	1	Chicago Cubs @ New York Mets Shea Stadium, Flushing, NY Thu May 17 2007, 1:10 PM EDT Att: 42,667 - Partly Cloudy - 66 F						
Ruben Gelay, S (1,6) OBP: 0.250, SLG: 0.391	G6-4-3 1-2 1B		4-0 BB		20 1B H 2B		K		5 1B 21 1B 1B	4	1	2	2	1	1	1							
20 Shawn Green, L (1,9) OBP: 0.385, SLG: 0.517 5 David Wright, R (8,PH) OBP: 0.364, SLG: 0.435	2-1 1B		G4-3		21 G1-6-3 1B			G6-3	21 1B 1B	4	0	2	0	0	0	2							
21 Carlos Delgado, L (1,3) OBP: 0.304, SLG: 0.324	P5				G1-6-3 1-2 1B			K	1-2 2-3 3-H 1B	5	0	1	2	0	2	3							
Julio Franco, R (1,5) OBP: 0.290, SLG: 0.280	K				G1-6-3 1-2 1B			K	1-2 2-3 3-H 1B	4	0	0	0	0	3	0							
17 David Newhan, L (1,4) OBP: 0.375, SLG: 0.320	K				11 S 1B			K	27 1B 10 BB 1B	3	1	2	0	1	1	0							
11 Ramon Castro, R (1,2) OBP: 0.326, SLG: 0.463	F7				27 FC5-4 BB			P6	L9	3	0	0	0	1	0	2							
27 Carlos Gómez, R (1,7) OBP: 0.462, SLG: 0.583					10 G3 43 SH1-3 HBP			F7	10 BB 15 DI 1B	3	1	1	0	0	0	3							
43 Jason Vargas, L (1,1)	SH1-3				G4-3			G6-3	10 BB 5 1B BB	1	0	0	0	0	0	0							
3 Damon Easley, R (7,PH) OBP: 0.347, SLG: 0.594 40 Ambiorix Burgos, R (8,1) 15 Carlos Beltrán, S (8,PH) OBP: 0.394, SLG: 0.552					G4-3			G6-3		1	0	0	0	0	0	0							
Inning Stats	R: 0 E: 0 K: 0 S: 8	H: 2 LOB: 1 BB: 0 P: 12	R: 0 E: 0 K: 2 S: 11	H: 0 LOB: 0 BB: 0 P: 16	R: 0 E: 0 K: 0 S: 7	H: 0 LOB: 2 BB: 1 P: 14	R: 0 E: 0 K: 2 S: 11	H: 1 LOB: 2 BB: 1 P: 17	R: 1 E: 0 K: 0 S: 13	H: 3 LOB: 1 BB: 0 P: 16	R: 0 E: 0 K: 0 S: 6	H: 0 LOB: 1 BB: 1 P: 10	R: 0 E: 0 K: 2 S: 12	H: 0 LOB: 0 BB: 0 P: 14	R: 0 E: 0 K: 2 S: 9	H: 0 LOB: 0 BB: 0 P: 13		R: 5 E: 0 K: 0 S: 17	H: 5 LOB: 2 BB: 2 P: 29	1B: 10 2B: 1 3B: 0 HR: 0	SF: 0 SAC: 1 DP: 2 HBP: 1	WP: 0 PB: 0 SB: 2 CS: 0	PA: 40
PITCHER	IP	WLS	BF	H	R	ER	SO	BB	IBB	HBP	BLK	WP	HR	S	P	ERA		WHIP					
37 Angel Guzman, R (1,1) ERA: 3.18	5.0		22	6	1	1	4	2	0	0	0	0	0	9	14	0.00		0.750					
43 Michael Wuerz, R (6,1) ERA: 1.93	1.1		5	0	0	0	0	1	0	0	0	0	0	18	23	0.00	0.000						
13 Will Ohman, L (7,1) ERA: 4.5	1.2		5	0	0	0	4	0	0	0	0	0	0	15	26	135.00	15.000						
46 Ryan Dempster, R (8,1) ERA: 4.66	0.1	L	6	3	5	5	0	2	0	0	0	0	0	2	3	∞	∞						
47 Scott Eyre, L (8,1) ERA: 8.1	0.0	B	2	2	0	0	0	0	0	0	0	0	0	2	3	∞	∞						

AB	33
R	6
H	11
RBI	6
BB	5
SO	8
LOB	12



Batter	1	2	3	4	5	6	7	8	9	AB	R	H	RBI	BB	SO	LOB	TOP								
17 Darin Erstad, L (1,8) OBP: 0.304, SLG: 0.347	E3		G4-1	G4-3			FC1-6 1B		K	5	0	1	0	0	1	2	Chicago White Sox @ Chicago Cubs Wrigley Field, Chicago, IL Sat May 19 2007, 2:55 PM CDT Att: 41,101 - Sunny - 77 F								
5 Juan Uribe, R (1,6) OBP: 0.276, SLG: 0.377	K		K		F7		FC1-6 23 G5-3 12 BB 1-2		P5	5	0	0	0	0	2	2									
12 A.J. Pierzynski, L (1,2) OBP: 0.301, SLG: 0.460	F7				G3				P6	4	1	1	0	1	0	1									
23 Jermaine Dye, R (1,9) OBP: 0.280, SLG: 0.437	G4-3				F7				P6	4	1	1	0	0	0	3									
14 Paul Konerko, R (1,3) OBP: 0.292, SLG: 0.359					G5-3				HR	3	1	1	1	1	0	2									
Rob Mackowiak, L (1,7) OBP: 0.311, SLG: 0.273					G3-4-3				F7	4	1	1	1	0	0	1									
54 David Aardsma, R (8,1)					1B				F7	0	0	0	0	0	0	0									
57 Boone Logan, R (8,1)					1B				F7	0	0	0	0	0	0	0									
Tadahito Iguchi, R (1,4) OBP: 0.351, SLG: 0.387					1B				F7	4	1	3	1	0	1	1									
24 Joe Crede, R (1,5) OBP: 0.254, SLG: 0.313					1B				F9	4	1	2	3	0	0	2									
Javier Vazquez, R (1,1)					1B				G1-3	2	0	0	0	0	1	0									
31 Ryan Sweeney, L (8,PH) OBP: 0.265, SLG: 0.333					SH2-4				G1-3	1	0	0	0	0	0	1									
Inning Stats	R: 0 E: 1 K: 1 S: 8	H: 0 LOB: 1 BB: 0 P: 13	R: 0 E: 0 K: 1 S: 9	H: 0 LOB: 1 BB: 1 P: 20	R: 0 E: 0 K: 2 S: 8	H: 0 LOB: 0 BB: 0 P: 10	R: 3 E: 0 K: 0 S: 17	H: 5 LOB: 2 BB: 0 P: 27	R: 0 E: 0 K: 0 S: 3	H: 0 LOB: 0 BB: 0 P: 6	R: 2 E: 0 K: 0 S: 7	H: 2 LOB: 0 BB: 0 P: 9	R: 0 E: 0 K: 0 S: 13	H: 1 LOB: 1 BB: 1 P: 19	R: 1 E: 0 K: 0 S: 12	H: 2 LOB: 1 BB: 0 P: 19	R: 0 E: 0 K: 1 S: 6	H: 0 LOB: 0 BB: 0 P: 11	1B: 6 2B: 2 3B: 0 HR: 2	SF: 0 SAC: 1 DP: 1 HBP: 0	WP: 0 PB: 0 SB: 0 CS: 0	PA: 39			
PITCHER	IP	WLS	BF	H	R	ER	SO	BB	IBB	HBP	BLK	WP	HR	S	P	ERA	WHIP								
Jason Marquis, R (1,1) ERA: 2.76	6.0		27	7	5	5	4	1	0	0	0	0	1	52	85	7.50	1.333								
13 Will Ohman, L (7,1) ERA: 4.35	0.1		3	1	0	0	0	1	0	0	0	0	0	11	16	0.00	6.000								
43 Michael Wurtz, R (7,1) ERA: 1.86	0.2		1	0	0	0	0	0	0	0	0	0	0	2	3	0.00	0.000								
Bob Howry, R (8,1) ERA: 4.57	1.0	W	5	2	1	1	0	0	0	0	0	0	1	12	19	9.00	2.000								
49 Carlos Marmol, R (9,1) ERA:	1.0		3	0	0	0	1	0	0	0	0	0	0	6	11	0.00	0.000								

Batter	1	2	3	4	5	6	7	8	9	AB	R	H	RBI	BB	SO	LOB	BOTTOM								
2 Ryan Theriot, R (1,6) OBP: 0.364, SLG: 0.369	G6-3		F9							5	1	2	0	0	1	1	Chicago White Sox @ Chicago Cubs Wrigley Field, Chicago, IL Sat May 19 2007, 2:55 PM CDT Att: 41,101 - Sunny - 77 F								
19 Matt Murton, R (1,9) OBP: 0.319, SLG: 0.356	G6-3		K						K	3	0	0	0	0	2	1									
15 Cliff Floyd, L (8,PH) OBP: 0.337, SLG: 0.398	G6-3								G4-3	1	0	0	0	0	0	1									
12 Alfonso Soriano, R (1,7) OBP: 0.333, SLG: 0.463	G5-3								G4-3	4	1	1	1	0	1	1									
16 Aramis Ramirez, R (1,5) OBP: 0.341, SLG: 0.546									1B	4	2	2	1	0	1	0									
32 Daryle Ward, L (1,3) OBP: 0.475, SLG: 0.433									3B	3	2	1	1	1	1	0									
Michael Barrett, R (1,2) OBP: 0.307, SLG: 0.460									1B	4	2	2	1	0	1	1									
Jacque Jones, L (1,8) OBP: 0.315, SLG: 0.359									1B	2	0	0	1	0	0	0									
25 Derrek Lee, R (8,PH) OBP: 0.466, SLG: 0.577									HR	1	1	1	4	0	0	0									
49 Carlos Marmol, R (9,1) ERA:									HR	0	0	0	0	0	0	0									
Mark DeRosa, R (1,4) OBP: 0.346, SLG: 0.417									HR	2	1	0	0	1	2	0									
Bob Howry, L (8,1)									P5	0	0	0	0	0	0	0									
29 Angel Paquin, S (8,PH) OBP: 0.435, SLG: 0.826									P5	1	0	0	0	0	0	0									
Jason Marquis, L (1,1) OBP: 0.269, SLG: 0.440									HR	2	1	1	2	0	0	0									
13 Will Ohman, L (7,1) ERA: 3.53									HR	0	0	0	0	0	0	0									
43 Michael Wurtz, R (7,1) ERA: 1.86									HR	0	0	0	0	0	0	0									
Cesar Izturis, S (7,PH) OBP: 0.333, SLG: 0.337									HR	2	0	1	0	0	0	0									
Inning Stats	R: 0 E: 0 K: 0 S: 8	H: 0 LOB: 0 BB: 0 P: 12	R: 2 E: 0 K: 1 S: 9	H: 2 LOB: 0 BB: 0 P: 13	R: 0 E: 0 K: 1 S: 7	H: 0 LOB: 0 BB: 0 P: 11	R: 0 E: 0 K: 1 S: 7	H: 0 LOB: 0 BB: 0 P: 10	R: 3 E: 0 K: 2 S: 13	H: 3 LOB: 1 BB: 1 P: 26	R: 0 E: 0 K: 2 S: 8	H: 0 LOB: 0 BB: 0 P: 14	R: 0 E: 0 K: 1 S: 9	H: 0 LOB: 0 BB: 0 P: 14	R: 6 E: 0 K: 1 S: 16	H: 6 LOB: 1 BB: 1 P: 28	R: 0 E: 0 K: 1 S: 6	H: 0 LOB: 0 BB: 0 P: 11	1B: 5 2B: 1 3B: 2 HR: 3	SF: 1 SAC: 0 DP: 0 HBP: 0	WP: 0 PB: 0 SB: 0 CS: 0	PA: 37			
PITCHER	IP	WLS	BF	H	R	ER	SO	BB	IBB	HBP	BLK	WP	HR	S	P	ERA	WHIP								
Javier Vazquez, R (1,1) ERA: 4.21	7.0		27	5	5	5	0	1	0	0	0	0	0	61	100	6.43	0.857								
54 David Aardsma, R (8,1) ERA: 3.53	0.1	L	6	4	5	5	0	0	1	0	0	0	0	6	12	135.00	12.000								
57 Boone Logan, L (8,1) ERA: 4.63	0.2		4	2	1	1	1	0	0	0	0	0	1	10	16	13.50	3.000								

AB 36
R 6
H 10
RBI 6
BB 2
SO 5
LOB 15




AB 34
R 11
H 11
RBI 11
BB 2
SO 9
LOB 5



Batter	1	2	3	4	5	6	7	8	9	AB	R	H	RBI	BB	SO	LOB	TOP							
17 Darin Erstad, L (1,8) OBP: 0.307, SLG: 0.344	4-0 BB 12 G5-4-3	1-1 G3			0-3 K		2-2 BB 12 HR 1B	1-2 F8		4	1	1	1	1	1	3								
Tadahito Iguchi, R (1,4) OBP: 0.346, SLG: 0.374	0-2 F8		0-0 G1-3		2-3 K		4-2 BB 12 HR BB	3-2 F9		4	1	0	0	1	1	2								
12 A.J. Pierzynski, L (1,2) OBP: 0.305, SLG: 0.481	1-2 G5-4-3		2-1 P2			3-1 1B 23 G6-4-3	0-1 HR	0-2 L7		5	1	2	4	0	0	1								
23 Jermaine Dye, R (1,9) OBP: 0.284, SLG: 0.452		3-2 P3	1-1 HR			0-2 G6-4-3	4-1 14 2B 1B BB	1-1 L5		4	2	1	1	1	0	1								
14 Paul Konerko, R (1,3) OBP: 0.301, SLG: 0.369		4-2 24 1B 5 1B BB	1-2 F9			3-2 G6-3	0-0 1B 2B	2-1 38 1B 8 BB 1B		4	2	2	0	1	0	0								
Rob Mackowiak, L (1,7) OBP: 0.319, SLG: 0.284		0-1 24 1B		1-0 P4			F7	4-2 38 1B BB		4	1	2	2	0	0	0								
37 Matt Thornton, L (7,1)		1-2 5 1B						1-2 BB		0	0	0	0	0	0	0								
54 David Aardsma, R (8,1)		0-0 46 SH2-4 5 1B		0-0 F9			K	1-2 1B		0	0	0	0	0	0	0								
8 Alex Cintron, S (9,PH) OBP: 0.190, SLG: 0.154		1-2 1B						1-2 2-3 1B		1	0	1	0	0	0	0								
45 Bobby Jenks, R (9,1)		1-1 46 SH2-4 1B		3-3 K			1-0 25 BB 17 1B HBP	3-2 F9		4	1	1	2	0	2	3								
24 Joe Crede, R (1,5) OBP: 0.259, SLG: 0.319		0-2 SH2-4					4-2 17 1B PB 12 HR BB			1	0	0	0	0	0	0								
38 Pablo Ozuna, R (4,PH) OBP: 0.260, SLG: 0.257		1-2 2-3 1B						1-2 2-3 1B		4	0	1	0	0	1	1								
5 Juan Uribe, R (1,6) OBP: 0.280, SLG: 0.373		1-1 46 SH2-4 1B								4	1	1	2	0	2	3								
46 Nick Masset, R (1,1)		0-2 SH2-4					1-3 K			1	0	0	0	0	1	0								
51 Andrew Sisco, L (6,1)										0	0	0	0	0	0	0								
47 Mike MacDougal, S (6,1)										0	0	0	0	0	0	0								
25 Jim Thome, L (7,PH) OBP: 0.558, SLG: 0.680		1-2 2-3								0	1	0	0	1	0	0								
30 Luis Terrero, R (7,7) OBP: 0.417, SLG: 0.500										0	0	0	0	1	0	0								
Inning Stats	R: 0 E: 0 K: 0 S: 8	H: 0 LOB: 0 BB: 1 P: 13	R: 2 E: 0 K: 0 S: 19	H: 3 LOB: 2 BB: 1 P: 28	R: 1 E: 0 K: 0 S: 8	H: 1 LOB: 0 BB: 0 P: 12	R: 0 E: 0 K: 1 S: 5	H: 0 LOB: 0 BB: 0 P: 9	R: 0 E: 0 K: 3 S: 11	H: 0 LOB: 0 BB: 0 P: 14	R: 0 E: 0 K: 0 S: 9	H: 1 LOB: 0 BB: 0 P: 15	R: 7 E: 0 K: 1 S: 20	H: 4 LOB: 1 BB: 3 P: 37	R: 0 E: 0 K: 1 S: 9	H: 0 LOB: 3 BB: 1 P: 19	R: 0 E: 0 K: 0 S: 17	H: 2 LOB: 3 BB: 1 P: 28	1B: 8 2B: 1 3B: 0 HR: 2	SF: 0 SAC: 1 DP: 2 HBP: 1	WP: 0 PB: 1 CS: 0	PA: 44		
PITCHER	IP WLS BF H R ER SO BB IBB HBP BLK WP HR S P ERA WHIP	6.2 L 29 6 7 7 5 4 0 1 0 0 0 1 72 116 9.45 1.500	7.1 0.1 5 3 3 3 0 1 0 0 0 0 1 8 12 81.00 12.000	8.1 1.0 4 0 0 0 1 1 0 0 0 0 0 9 19 0.00 1.000	9.1 1.0 6 2 0 0 0 1 0 0 0 0 0 17 28 0.00 3.000																			

Chicago White Sox @ Chicago Cubs
Wrigley Field, Chicago, IL
Sun May 20 2007, 1:20 PM CDT
Att: 41,164 - Cloudy - 47 F

AB 35
R 10
H 11
RBI 10
BB 7
SO 6
LOB 11



Batter	1	2	3	4	5	6	7	8	9	AB	R	H	RBI	BB	SO	LOB	BOTTOM							
2 Ryan Theriot, R (1,4) OBP: 0.365, SLG: 0.366	0-1 F9		1-2 G2-3			1-1 G5-3		0-0 29 BB 16 HR 1B	4-2 BB	4	1	1	0	1	0	0								
29 Angel Pagán, S (1,8) OBP: 0.429, SLG: 0.731	4-0 32 1B BB		2-2 F8			2-1 F9		4-2 16 HR BB	3-2 F8	3	2	0	0	2	0	1								
12 Alfonso Soriano, R (1,7) OBP: 0.335, SLG: 0.471	SAFE 32 1B BB		1-3 K			0-0 25 WP 3B		1-3 K	0-1 G4-6-3	4	1	1	0	1	2	3								
16 Aramis Ramirez, R (1,5) OBP: 0.351, SLG: 0.568	1-2 F9			1-1 G6-4-3 1B		4-2 25 WP BB		2-2 HR		3	1	2	3	1	0	2								
32 Daryle Ward, L (1,3) OBP: 0.476, SLG: 0.438		1-0 1B				4-2 BB		2-1 1B		2	0	1	1	0	1	1								
25 Derrek Lee, R (6,PH) OBP: 0.469, SLG: 0.577		1-3 2H 1B				1-3 3H BB		1B 2B		0	0	0	0	1	0	0								
Mark DeRosa, R (7,3) OBP: 0.352, SLG: 0.431										1	1	1	0	0	0	0								
Michael Barrett, R (1,2) OBP: 0.299, SLG: 0.447		1-1 G5-3		0-2 G6-4-3		0-2 G6-3		2-1 P6		4	0	0	0	0	0	6								
Jacque Jones, L (1,9) OBP: 0.313, SLG: 0.356		0-0 G3				1-1 G3		1-1 F9	1-1 1B	4	0	1	1	0	0	0								
Cesar Izturis, S (1,6) OBP: 0.321, SLG: 0.324		1-0 G5-3				1-1 F8		1-2 L1	2-2 G4-3	4	0	0	0	0	0	1								
38 Carlos Zambrano, S (1,1) OBP: 0.227, SLG: 0.400			1-3 K					0-3 K		2	0	0	0	0	1	0								
48 Neal Cotts, L (7,1) OBP: 0.227, SLG: 0.400										0	0	0	0	0	0	0								
24 Henry Blanco, R (7,PH) OBP: 0.227, SLG: 0.400										1	0	0	0	0	0	0								
49 Carlos Marmol, R (8,1) OBP: 0.227, SLG: 0.400										0	0	0	0	0	0	0								
47 Scott Eyre, L (9,1) OBP: 0.227, SLG: 0.400										0	0	0	0	0	0	0								
15 Cliff Floyd, L (9,PH) OBP: 0.227, SLG: 0.400										1	0	0	0	0	1	0								
Inning Stats	R: 1 E: 0 K: 0 S: 11	H: 1 LOB: 2 BB: 2 P: 21	R: 0 E: 0 K: 1 S: 6	H: 0 LOB: 0 BB: 0 P: 8	R: 0 E: 0 K: 1 S: 9	H: 0 LOB: 0 BB: 0 P: 13	R: 0 E: 0 K: 1 S: 9	H: 1 LOB: 0 BB: 0 P: 10	R: 0 E: 0 K: 0 S: 9	H: 0 LOB: 0 BB: 0 P: 12	R: 1 E: 0 K: 0 S: 12	H: 1 LOB: 2 BB: 2 P: 23	R: 0 E: 0 K: 1 S: 7	H: 0 LOB: 0 BB: 0 P: 10	R: 4 E: 0 K: 1 S: 19	H: 4 LOB: 1 BB: 1 P: 33	R: 0 E: 0 K: 1 S: 10	H: 0 LOB: 1 BB: 1 P: 17	1B: 4 2B: 1 3B: 1 HR: 1	SF: 0 SAC: 0 DP: 1 HBP: 0	WP: 2 PB: 0 SB: 1 CS: 0	PA: 39		
PITCHER	IP WLS BF H R ER SO BB IBB HBP BLK WP HR S P ERA WHIP	5.2 W 22 3 2 2 3 3 0 0 0 0 0 2 6 3.18 1.059																						

Chicago White Sox @ Chicago Cubs
Wrigley Field, Chicago, IL
Sun May 20 2007, 1:20 PM CDT
Att: 41,164 - Cloudy - 47 F

AB 33
R 6
H 7
RBI 5
BB 6
SO 6
LOB 14



Batter	1	2	3	4	5	6	7	8	9	AB	R	H	RBI	BB	SO	LOB	TOP														
12 Alfonso Soriano, R OBP: 0.343, SLG: 0.465										2	1	0	0	3	2	1															
2 Ryan Theriot, R OBP: 0.353, SLG: 0.353										5	0	0	0	0	1	6															
25 Derrek Lee, R OBP: 0.455, SLG: 0.558										5	0	0	0	0	1	3															
16 Aramis Ramirez, R OBP: 0.354, SLG: 0.566										4	0	2	0	0	0	0															
15 Cliff Floyd, L OBP: 0.340, SLG: 0.409										4	0	2	1	0	1	2															
Michael Barrett, R OBP: 0.291, SLG: 0.434										4	0	0	0	0	1	5															
Jacque Jones, L OBP: 0.345, SLG: 0.345										4	0	0	0	0	1	3															
46 Ryan Dempster, R OBP: 0.336, SLG: 0.340										0	0	0	0	0	0	0															
Cesar Izturis, S OBP: 0.336, SLG: 0.340										4	0	3	0	0	0	1															
53 Rich Hill, L OBP: 0.100, SLG: 0.105										2	0	0	0	0	2	1															
19 Matt Murton, R OBP: 0.326, SLG: 0.364										1	0	1	0	0	0	0															
37 Angel Guzman, R OBP: 0.414, SLG: 0.704										0	0	0	0	0	0	0															
29 Angel Pagán, S OBP: 0.414, SLG: 0.704										1	0	0	0	0	0	1															
Inning Stats	R: 1 E: 0 K: 2 S: 19	H: 2 LOB: 2 BB: 1 P: 30	R: 0 E: 0 K: 2 S: 12	H: 1 LOB: 1 BB: 0 P: 18	R: 0 E: 0 K: 0 S: 6	H: 0 LOB: 0 BB: 0 P: 10	R: 0 E: 0 K: 0 S: 8	H: 1 LOB: 1 BB: 0 P: 12	R: 0 E: 0 K: 2 S: 10	H: 0 LOB: 0 BB: 0 P: 15	R: 0 E: 0 K: 0 S: 9	H: 0 LOB: 0 BB: 0 P: 13	R: 0 E: 0 K: 2 S: 16	H: 2 LOB: 3 BB: 1 P: 24	R: 0 E: 1 K: 1 S: 14	H: 1 LOB: 2 BB: 0 P: 20	R: 0 E: 0 K: 0 S: 16	H: 1 LOB: 2 BB: 1 P: 26	1B: 7 2B: 1 3B: 0 HR: 0	SF: 0 SAC: 0 DP: 0 HBP: 0	WP: 0 PB: 0 SB: 0 CS: 0	PA: 39									
PITCHER	IP: 6.0 WLS: W BF: 23 ERA: 1.63	IP: 1.0 WLS: 6 BF: 2 ERA: 1.37	IP: 1.0 WLS: 5 BF: 1 ERA: 2.86	IP: 0.1 WLS: 3 BF: 1 ERA: 0.87	IP: 0.2 WLS: S BF: 2 ERA: 3.12	IP: 1.1 WLS: 4 BF: 1 ERA: 1.63	IP: 7.1 WLS: 6 BF: 2 ERA: 3.00	IP: 8.1 WLS: 2 BF: 0 ERA: 1.000	IP: 9.1 WLS: 1 BF: 0 ERA: 6.000	IP: 9.1 WLS: S BF: 0 ERA: 0.000	IP: 6.0 WLS: W BF: 23 ERA: 1.63	IP: 1.0 WLS: 6 BF: 2 ERA: 1.37	IP: 1.0 WLS: 5 BF: 1 ERA: 2.86	IP: 0.1 WLS: 3 BF: 1 ERA: 0.87	IP: 0.2 WLS: S BF: 2 ERA: 3.12	IP: 1.1 WLS: 4 BF: 1 ERA: 1.63	IP: 7.1 WLS: 6 BF: 2 ERA: 3.00	IP: 8.1 WLS: 2 BF: 0 ERA: 1.000	IP: 9.1 WLS: 1 BF: 0 ERA: 6.000	IP: 9.1 WLS: S BF: 0 ERA: 0.000	IP: 6.0 WLS: W BF: 23 ERA: 1.63	IP: 1.0 WLS: 6 BF: 2 ERA: 1.37	IP: 1.0 WLS: 5 BF: 1 ERA: 2.86	IP: 0.1 WLS: 3 BF: 1 ERA: 0.87	IP: 0.2 WLS: S BF: 2 ERA: 3.12	IP: 1.1 WLS: 4 BF: 1 ERA: 1.63	IP: 7.1 WLS: 6 BF: 2 ERA: 3.00	IP: 8.1 WLS: 2 BF: 0 ERA: 1.000	IP: 9.1 WLS: 1 BF: 0 ERA: 6.000	IP: 9.1 WLS: S BF: 0 ERA: 0.000	IP: 6.0 WLS: W BF: 23 ERA: 1.63

Chicago Cubs @ San Diego Padres
PETCO Park, San Diego, CA
Tue May 22 2007, 10:05 PM EDT
Att: 26,192 - Cloudy - 67 F

AB 36
R 1
H 8
RBI 1
BB 3
SO 9
LOB 23



Batter	1	2	3	4	5	6	7	8	9	AB	R	H	RBI	BB	SO	LOB	BOTTOM													
22 Marcus Giles, R OBP: 0.362, SLG: 0.401										3	1	1	0	1	1	0														
José Cruz Jr., S OBP: 0.346, SLG: 0.471										3	0	0	0	1	1	1														
Mike Cameron, R OBP: 0.299, SLG: 0.363										4	2	2	2	0	1	2														
23 Adrián González, L OBP: 0.345, SLG: 0.519										4	1	2	2	0	1	0														
3 Khalil Greene, R OBP: 0.267, SLG: 0.457										4	0	0	0	0	0	2														
28 Josh Bard, S OBP: 0.305, SLG: 0.305										3	0	0	0	0	2	2														
5 Kevin Kouzmanoff, R OBP: 0.260, SLG: 0.324										3	1	1	1	0	1	0														
8 Termel Sledge, L OBP: 0.319, SLG: 0.377										3	0	0	0	0	2	0														
44 Jake Peavy, R OBP: 0.217, SLG: 0.348										2	0	0	0	0	0	0														
21 Heath Bell, R OBP: 0.226, SLG: 0.296										0	0	0	0	0	0	0														
13 Oscar Robles, L OBP: 0.226, SLG: 0.296										0	0	0	0	0	0	0														
43 Clá Méndez, R OBP: 0.226, SLG: 0.296										0	0	0	0	0	0	0														
26 Doug Brocail, L OBP: 0.226, SLG: 0.296										0	0	0	0	0	0	0														
Trevor Hoffman, R OBP: 0.226, SLG: 0.296										0	0	0	0	0	0	0														
Inning Stats	R: 1 E: 0 K: 2 S: 13	H: 1 LOB: 2 BB: 1 P: 24	R: 1 E: 0 K: 1 S: 14	H: 2 LOB: 1 BB: 0 P: 16	R: 2 E: 0 K: 0 S: 14	H: 2 LOB: 0 BB: 0 P: 18	R: 0 E: 0 K: 1 S: 5	H: 0 LOB: 0 BB: 0 P: 8	R: 1 E: 0 K: 1 S: 12	H: 1 LOB: 0 BB: 0 P: 15	R: 0 E: 0 K: 3 S: 11	H: 0 LOB: 0 BB: 0 P: 18	R: 0 E: 0 K: 1 S: 9	H: 0 LOB: 0 BB: 0 P: 12	R: 0 E: 0 K: 1 S: 10	H: 0 LOB: 0 BB: 0 P: 13	R: 0 E: 0 K: 0 S: 16	H: 1 LOB: 2 BB: 1 P: 26	1B: 1 2B: 1 3B: 0 HR: 4	SF: 0 SAC: 0 DP: 0 HBP: 0	WP: 0 PB: 1 SB: 1 CS: 0	PA: 32								
PITCHER	IP: 6.0 WLS: L BF: 26 ERA: 3.38	IP: 1.2 WLS: 5 BF: 0 ERA: 2.96	IP: 0.1 WLS: 1 BF: 0 ERA: 4.35	IP: 0.0 WLS: 0 BF: 0 ERA: 0.000	IP: 0.0 WLS: 0 BF: 0 ERA: 0.000	IP: 0.0 WLS: 0 BF: 0 ERA: 0.000	IP: 0.0 WLS: 0 BF: 0 ERA: 0.000	IP: 0.0 WLS: 0 BF: 0 ERA: 0.000	IP: 0.0 WLS: 0 BF: 0 ERA: 0.000	IP: 0.0 WLS: 0 BF: 0 ERA: 0.000	IP: 6.0 WLS: L BF: 26 ERA: 3.38	IP: 1.2 WLS: 5 BF: 0 ERA: 2.96	IP: 0.1 WLS: 1 BF: 0 ERA: 4.35	IP: 0.0 WLS: 0 BF: 0 ERA: 0.000	IP: 0.0 WLS: 0 BF: 0 ERA: 0.000	IP: 0.0 WLS: 0 BF: 0 ERA: 0.000	IP: 0.0 WLS: 0 BF: 0 ERA: 0.000	IP: 0.0 WLS: 0 BF: 0 ERA: 0.000	IP: 0.0 WLS: 0 BF: 0 ERA: 0.000	IP: 0.0 WLS: 0 BF: 0 ERA: 0.000	IP: 6.0 WLS: L BF: 26 ERA: 3.38	IP: 1.2 WLS: 5 BF: 0 ERA: 2.96	IP: 0.1 WLS: 1 BF: 0 ERA: 4.35	IP: 0.0 WLS: 0 BF: 0 ERA: 0.000	IP: 0.0 WLS: 0 BF: 0 ERA: 0.000	IP: 0.0 WLS: 0 BF: 0 ERA: 0.000	IP: 0.0 WLS: 0 BF: 0 ERA: 0.000	IP: 0.0 WLS: 0 BF: 0 ERA: 0.000	IP: 0.0 WLS: 0 BF: 0 ERA: 0.000	IP: 6.0 WLS: L BF: 26 ERA: 3.38

Chicago Cubs @ San Diego Padres
PETCO Park, San Diego, CA
Tue May 22 2007, 10:05 PM EDT
Att: 26,192 - Cloudy - 67 F

AB 30
R 5
H 6
RBI 5
BB 2
SO 10
LOB 7



Batter	1	2	3	4	5	6	7	8	9	AB	R	H	RBI	BB	SO	LOB	TOP					
12 Alfonso Soriano, R OBP: 0.348, SLG: 0.477	G4-3	K		1-2 2-H			K			4	0	1	1	0	2	2	Chicago Cubs @ Los Angeles Dodgers Dodger Stadium, Los Angeles, CA Sat May 26 2007, 12:55 PM PDT Att: 48,243 - Sunny - 73 F					
29 Angel Pagan, S OBP: 0.316, SLG: 0.528	F7		K	K			G1-3			4	0	0	0	0	2	2						
25 Derrek Lee, R OBP: 0.345, SLG: 0.534	F8		L3				G4-3			4	0	0	0	0	0	0						
16 Aramis Ramirez, R OBP: 0.349, SLG: 0.563		HR	K			G6-4-3		P4		4	1	2	1	0	1	0						
Mark DeRosa, R OBP: 0.359, SLG: 0.480		HR		F7	G6-4-3			K		4	1	1	1	0	1	1						
19 Matt Murton, R OBP: 0.348, SLG: 0.381		1B		24 1B			G1-3			4	1	2	0	0	0	0						
24 Henry Blanco, R OBP: 0.250, SLG: 0.273	G5-3			FC6-4			K			4	0	1	1	0	1	1						
Cesar Izturis, S OBP: 0.331, SLG: 0.333				FC6-4				G4-3		4	1	2	0	0	0	1						
38 Carlos Zambrano, S OBP: 0.250, SLG: 0.417		SH2-3								2	0	1	0	0	0	1						
13 Will Ohman, L (8, PH)										0	0	0	0	0	0	0						
32 Daryle Ward, L OBP: 0.455, SLG: 0.412										1	0	0	0	0	1	0						
46 Ryan Dempster, R (9, 1)										0	0	0	0	0	0	0						
Inning Stats	R: 0 E: 0 K: 0 S: 8	H: 0 LOB: 0 BB: 0 P: 11	R: 2 E: 0 K: 1 S: 14	H: 4 LOB: 2 BB: 0 P: 19	R: 0 E: 0 K: 2 S: 9	H: 0 LOB: 0 BB: 0 P: 12	R: 2 E: 0 K: 1 S: 17	H: 4 LOB: 2 BB: 0 P: 24	R: 0 E: 0 K: 0 S: 5	H: 1 LOB: 0 BB: 0 P: 8	R: 0 E: 0 K: 1 S: 9	H: 1 LOB: 1 BB: 0 P: 13	R: 0 E: 0 K: 1 S: 10	H: 0 LOB: 0 BB: 0 P: 15	R: 0 E: 0 K: 1 S: 8	H: 0 LOB: 0 BB: 0 P: 12	R: 0 E: 0 K: 1 S: 11	H: 0 LOB: 0 BB: 0 P: 19	1B: 7 2B: 1 HR: 2	SF: 0 SAC: 1 DP: 1 HBP: 0	WP: 1 PB: 0 SB: 0 CS: 0	PA: 36
PITCHER	IP WLS BF H R ER SO BB IBB HBP BLK WP HR S P ERA WHIP	IP WLS BF H R ER SO BB IBB HBP BLK WP HR S P ERA WHIP	IP WLS BF H R ER SO BB IBB HBP BLK WP HR S P ERA WHIP	IP WLS BF H R ER SO BB IBB HBP BLK WP HR S P ERA WHIP	IP WLS BF H R ER SO BB IBB HBP BLK WP HR S P ERA WHIP	IP WLS BF H R ER SO BB IBB HBP BLK WP HR S P ERA WHIP	IP WLS BF H R ER SO BB IBB HBP BLK WP HR S P ERA WHIP	IP WLS BF H R ER SO BB IBB HBP BLK WP HR S P ERA WHIP	IP WLS BF H R ER SO BB IBB HBP BLK WP HR S P ERA WHIP	IP WLS BF H R ER SO BB IBB HBP BLK WP HR S P ERA WHIP	IP WLS BF H R ER SO BB IBB HBP BLK WP HR S P ERA WHIP	IP WLS BF H R ER SO BB IBB HBP BLK WP HR S P ERA WHIP	IP WLS BF H R ER SO BB IBB HBP BLK WP HR S P ERA WHIP	IP WLS BF H R ER SO BB IBB HBP BLK WP HR S P ERA WHIP	IP WLS BF H R ER SO BB IBB HBP BLK WP HR S P ERA WHIP	IP WLS BF H R ER SO BB IBB HBP BLK WP HR S P ERA WHIP						
Mark Hendrickson, L ERA: 3.62	5.0	L	23	9	4	4	4	0	0	0	0	0	1	2	53	74	7.20	1.800				
58 Chad Billingsley, R ERA: 4.15	3.0		10	1	0	0	3	0	0	0	0	0	0	0	27	40	0.00	0.333				
Brett Tomko, R ERA: 6.14	1.0		3	0	0	0	1	0	0	0	0	0	0	0	11	19	0.00	0.000				

AB	35
R	4
H	10
RBI	4
BB	0
SO	8
LOB	8



Batter	1	2	3	4	5	6	7	8	9	AB	R	H	RBI	BB	SO	LOB	BOTTOM					
9 Juan Pierre, L OBP: 0.309, SLG: 0.313	F9			55 G5-3			F8			4	0	2	0	0	0	0	Chicago Cubs @ Los Angeles Dodgers Dodger Stadium, Los Angeles, CA Sat May 26 2007, 12:55 PM PDT Att: 48,243 - Sunny - 73 F					
6 Tony Abreu, S OBP: 0.273, SLG: 0.364	K			55 G5-3			G6-3			4	0	1	0	0	2	2						
5 Nomar Garciaparra, R OBP: 0.333, SLG: 0.353	K			P3			F9			4	0	1	1	0	1	2						
28 Andy LaRoche, R OBP: 0.440, SLG: 0.265								55 BB		0	0	0	0	0	0	0						
55 Russell Martin, R OBP: 0.395, SLG: 0.463		K		G5-3			K			3	0	0	0	1	2	2						
Luis Gonzalez, L OBP: 0.376, SLG: 0.423										3	0	1	0	0	1	2						
12 Jeff Kent, R OBP: 0.377, SLG: 0.521							L8			1	0	0	0	0	1	3						
Brett Tomko, R (9, 1)										0	0	0	0	0	0	0						
Wilson Betemit, S OBP: 0.317, SLG: 0.417		G5-4-3								4	1	1	1	0	2	1						
16 Andre Ethier, L OBP: 0.319, SLG: 0.405				L7			G4-3			4	0	2	0	0	0	0						
18 Ramon Martinez, R OBP: 0.226, SLG: 0.196										3	0	0	0	0	0	1						
Mike Lieberthal, R OBP: 0.290, SLG: 0.292		G3-1								1	0	1	0	0	0	0						
Mark Hendrickson, L (1, 1)										1	0	0	0	0	1	0						
Brady Clark, R OBP: 0.341, SLG: 0.341										1	0	0	0	0	0	1						
58 Chad Billingsley, R (6, 1)										0	0	0	0	0	0	0						
Omiedo Saenz, R OBP: 0.367, SLG: 0.463										2	1	1	0	0	0	2						
Inning Stats	R: 0 E: 0 K: 2 S: 7	H: 1 LOB: 0 BB: 0 P: 10	R: 0 E: 0 K: 1 S: 8	H: 1 LOB: 0 BB: 0 P: 14	R: 0 E: 0 K: 1 S: 7	H: 0 LOB: 0 BB: 0 P: 9	R: 0 E: 0 K: 1 S: 14	H: 2 LOB: 2 BB: 0 P: 20	R: 0 E: 0 K: 1 S: 10	H: 1 LOB: 1 BB: 0 P: 14	R: 0 E: 0 K: 0 S: 12	H: 0 LOB: 0 BB: 0 P: 17	R: 1 E: 0 K: 1 S: 13	H: 1 LOB: 0 BB: 0 P: 19	R: 1 E: 0 K: 2 S: 18	H: 3 LOB: 3 BB: 1 P: 26	R: 0 E: 0 K: 1 S: 7	H: 2 LOB: 1 BB: 0 P: 7	1B: 8 2B: 1 HR: 1	SF: 0 SAC: 0 DP: 2 HBP: 0	WP: 0 PB: 0 SB: 0 CS: 0	PA: 36
PITCHER	IP WLS BF H R ER SO BB IBB HBP BLK WP HR S P ERA WHIP	IP WLS BF H R ER SO BB IBB HBP BLK WP HR S P ERA WHIP	IP WLS BF H R ER SO BB IBB HBP BLK WP HR S P ERA WHIP	IP WLS BF H R ER SO BB IBB HBP BLK WP HR S P ERA WHIP	IP WLS BF H R ER SO BB IBB HBP BLK WP HR S P ERA WHIP	IP WLS BF H R ER SO BB IBB HBP BLK WP HR S P ERA WHIP	IP WLS BF H R ER SO BB IBB HBP BLK WP HR S P ERA WHIP	IP WLS BF H R ER SO BB IBB HBP BLK WP HR S P ERA WHIP	IP WLS BF H R ER SO BB IBB HBP BLK WP HR S P ERA WHIP	IP WLS BF H R ER SO BB IBB HBP BLK WP HR S P ERA WHIP	IP WLS BF H R ER SO BB IBB HBP BLK WP HR S P ERA WHIP	IP WLS BF H R ER SO BB IBB HBP BLK WP HR S P ERA WHIP	IP WLS BF H R ER SO BB IBB HBP BLK WP HR S P ERA WHIP	IP WLS BF H R ER SO BB IBB HBP BLK WP HR S P ERA WHIP	IP WLS BF H R ER SO BB IBB HBP BLK WP HR S P ERA WHIP	IP WLS BF H R ER SO BB IBB HBP BLK WP HR S P ERA WHIP						
38 Carlos Zambrano, R ERA: 5.24	7.2	W	31	8	2	2	8	1	0	0	0	0	0	0	0	0	2.35	1.174				
13 Will Ohman, L ERA: 4.85	0.1	H	1	0	0	0	1	0	0	0	0	3	4	0.00	0.000							
46 Ryan Dempster, R ERA: 3.97	1.0	S	4	2	0	0	1	0	0	0	0	7	7	0.00	2.000							

AB	35
R	2
H	10
RBI	2
BB	1
SO	10
LOB	16



Batter	1	2	3	4	5	6	7	8	9	AB	R	H	RBI	BB	SO	LOB	TOP			
61 Reggie Abercrombie, R (1.8) OBP: 0.256, SLG: 0.378	E1 FC5-4	F8			P6		HR		6 SF7 BB	4	2	1	1	1	0	1				
6 Dan Uggla, R (1.4) OBP: 0.340, SLG: 0.498	FC5-4 1B		K		2B		K		SF7 1-H	4	1	1	1	0	2	1				
2 Hanley Ramirez, R (1.6) OBP: 0.396, SLG: 0.518	F8		P3		P6		F9		1B BB	4	0	0	0	1	0	2				
Miguel Cabrera, R (1.5) OBP: 0.400, SLG: 0.549	14 1B		K		IBB			1B 2B	1B	4	1	3	0	1	1	0				
14 Josh Willingham, R (1.7) OBP: 0.382, SLG: 0.461	1B				F7			2B K	K	5	1	2	1	0	2	5				
27 Jeremy Hermida, L (1.9) OBP: 0.328, SLG: 0.420	K				1B			K	K	5	0	1	0	0	3	5				
Jason Wood, R (1.3) OBP: 0.256, SLG: 0.415			G6-3		G5-3		K		20 1B	4	0	1	2	0	1	1				
20 Matt Treanor, R (1.2) OBP: 0.286, SLG: 0.233			SH3-4 BB		K		G1-6-3		1B	3	0	1	0	1	1	1				
Byung-Hyun Kim, R (1.1) Todd Linden, S (7. PH) 37 Remyel Pinto, L (7.1) 8 Aaron Boone, R (8. PH) 22 Matt Lindstrom, R (8.1) 57 Taylor Tankersley, L (9.1) Kevin Gregg, R (9.1) 4 Alfredo Amezaga, S (9.8)			SH3-4		L4				F8	1	0	0	0	0	0	1				
Inning Stats	R: 1 E: 1 K: 1 S: 16	H: 2 LOB: 2 BB: 0 P: 25	R: 0 E: 0 K: 0 S: 10	H: 0 LOB: 1 BB: 1 P: 17	R: 0 E: 0 K: 2 S: 8	H: 0 LOB: 0 BB: 0 P: 12	R: 1 E: 0 K: 1 S: 10	H: 2 LOB: 1 BB: 0 P: 16	R: 0 E: 0 K: 0 S: 9	H: 0 LOB: 0 BB: 1 P: 14	R: 1 E: 0 K: 2 S: 11	H: 1 LOB: 0 BB: 0 P: 14	R: 1 E: 0 K: 2 S: 16	H: 3 LOB: 2 BB: 0 P: 28	R: 1 E: 0 K: 2 S: 12	H: 1 LOB: 2 BB: 2 P: 24	1B: 7 2B: 2 3B: 0 HR: 1	SF: 1 SAC: 1 DP: 0 HBP: 0	WP: 0 PB: 0 SB: 2 CS: 0	PA: 42
PITCHER	IP WLS BF H R ER SO BB IBB HBP BLK WP HR S P ERA WHIP	6.1 L 28 6 3 2 6 1 1 0 0 0 1 68 111 2.84 1.105	0.2 2 0 0 0 1 0 0 0 0 0 0 5 5 0.00 0.000	2.0 12 4 2 2 4 2 0 0 0 0 0 28 52 9.00 3.000																

Florida Marlins @ Chicago Cubs
Wrigley Field, Chicago, IL
Mon May 28 2007, 1:20 PM CDT
Att: 41,630 - Cloudy - 65 F

AB 36
R 5
H 10
RBI 5
BB 4
SO 11
LOB 19



Batter	1	2	3	4	5	6	7	8	9	AB	R	H	RBI	BB	SO	LOB	BOTTOM					
12 Alfonso Soriano, R (1.7) OBP: 0.347, SLG: 0.464	F8		E5 15 1B		G5-3		F9		K	5	0	0	0	0	1	3						
15 Cliff Floyd, L (1.9) OBP: 0.356, SLG: 0.394	BB		1B		BB			G3-1	25 1B	3	0	2	2	2	0	0						
25 Derrek Lee, R (1.3) OBP: 0.423, SLG: 0.514	K		K		F9			P3	1B	5	0	1	0	0	2	4						
16 Aramis Ramirez, R (1.5) OBP: 0.348, SLG: 0.555	G1-3				F8		L4-3 1B	1B	K	5	0	2	0	0	1	3						
Michael Barrett, R (1.2) OBP: 0.294, SLG: 0.415			F8		K		L4-3		F9	4	0	0	0	0	1	2						
Jacque Jones, L (1.8) OBP: 0.303, SLG: 0.342			G4-3		BB 1B		G3		F9	3	1	1	0	1	0	0						
Mark DeRosa, R (1.4) OBP: 0.351, SLG: 0.459			K		BB 1B			F8	2 1B 15 1B	3	1	1	0	1	1	0						
2 Ryan Theriot, R (1.6) OBP: 0.343, SLG: 0.338					G4-3			G4-3	15 DI 15 1B	4	1	1	1	0	1	2						
45 Sean Marshall, L (1.1) 49 Carlos Marmol, R (7.1) 19 Matt Murton, R (7. PH) 47 Scott Eyre, L (8.1) 29 Angel Pagán, S (9. PH)					G6-3				K	2	0	0	0	0	0	0						
Inning Stats	R: 0 E: 0 K: 1 S: 9	H: 0 LOB: 1 BB: 1 P: 20	R: 0 E: 0 K: 1 S: 10	H: 0 LOB: 0 BB: 0 P: 15	R: 0 E: 1 K: 1 S: 10	H: 1 LOB: 2 BB: 0 P: 17	R: 0 E: 0 K: 2 S: 18	H: 1 LOB: 2 BB: 1 P: 26	R: 0 E: 0 K: 0 S: 9	H: 0 LOB: 0 BB: 1 P: 14	R: 0 E: 0 K: 0 S: 10	H: 1 LOB: 1 BB: 1 P: 13	R: 0 E: 0 K: 0 S: 17	H: 1 LOB: 0 BB: 0 P: 22	R: 3 E: 0 K: 3 S: 24	H: 4 LOB: 2 BB: 1 P: 39	1B: 8 2B: 1 3B: 0 HR: 0	SF: 0 SAC: 0 DP: 1 HBP: 0	WP: 0 PB: 0 SB: 0 CS: 0	PA: 40		
PITCHER	IP WLS BF H R ER SO BB IBB HBP BLK WP HR S P ERA WHIP	6.0 W 24 3 0 0 5 3 0 0 0 0 0 9 105 0.00 1.000	1.0 H 4 0 0 0 0 1 0 0 0 0 0 0 9 18 0.00 1.000	1.0 4 1 0 0 0 0 0 0 0 0 0 0 17 22 0.00 1.000	0.0 3 2 3 3 0 1 0 0 0 0 0 0 5 13 = =	1.0 S 5 2 0 0 3 0 0 0 0 0 0 0 19 26 0.00 2.000																

Florida Marlins @ Chicago Cubs
Wrigley Field, Chicago, IL
Mon May 28 2007, 1:20 PM CDT
Att: 41,630 - Cloudy - 65 F

AB 35
R 3
H 8
RBI 3
BB 5
SO 8
LOB 16



Batter	1	2	3	4	5	6	7	8	9	AB	R	H	RBI	BB	SO	LOB	TOP								
4 Alfredo Amezaga, S OBP: 0.289, SLG: 0.331 (1, 8)	G6-3		G4-6-3	BB		1B		FC3-5 2 1B 14 2B 6 1B	G5-3	5	1	1	0	1	0	4									
6 Dan Uggla, R OBP: 0.346, SLG: 0.498 (1, 4)	F9		1B	L7		BB		1B		4	1	2	0	1	0	3									
2 Hanley Ramirez, R OBP: 0.392, SLG: 0.510 (1, 6)	G5-3		G4-3		E5 1B 27 HR	K		1B		5	2	1	1	1	0	1									
Miguel Cabrera, R OBP: 0.400, SLG: 0.545 (1, 5)				K		K		K		5	1	2	0	0	3	5									
14 Josh Willingham, R OBP: 0.387, SLG: 0.473 (1, 7)				27 1B SF8	P5			2B		4	1	2	3	1	1	2									
27 Jeremy Hermida, L OBP: 0.333, SLG: 0.473 (1, 9)				1B	HR			K		5	2	2	3	0	2	3									
Miguel Olivo, R OBP: 0.261, SLG: 0.373 (1, 2)				SF8	G5-3					4	0	0	1	0	2	2									
8 Aaron Boone, R OBP: 0.374, SLG: 0.414 (1, 3)				1B	F7			FC3-5 4 S	1B	3	0	1	0	2	0	2									
Dontrelle Willis, L Joe Borchardt, S 32 Justin Miller, R Todd Linden, S 48 Lee Gardner, R Kevin Gregg, R (1, 1) (8, PH) (8, 1) (9, 1) (9, 1) (9, 1)				4 G4-6-3	1B			6 1B 2 FC3-5	K	3	0	2	1	0	0	0									
Inning Stats	R: 0 E: 0 K: 0 S: 6	H: 0 LOB: 0 BB: 0 P: 10	R: 0 E: 0 K: 2 S: 15	H: 2 LOB: 2 BB: 0 P: 20	R: 0 E: 0 K: 1 S: 8	H: 2 LOB: 1 BB: 0 P: 12	R: 2 E: 0 K: 1 S: 22	H: 2 LOB: 3 BB: 3 P: 40	R: 3 E: 1 K: 0 S: 12	H: 2 LOB: 0 BB: 0 P: 19	R: 0 E: 0 K: 2 S: 19	H: 1 LOB: 2 BB: 1 P: 30	R: 0 E: 0 K: 2 S: 8	H: 0 LOB: 0 BB: 0 P: 12	R: 4 E: 0 K: 2 S: 16	H: 3 LOB: 1 BB: 2 P: 27	R: 0 E: 0 K: 1 S: 14	H: 1 LOB: 1 BB: 0 P: 18	1B: 10 2B: 2 3B: 0 HR: 1	SF: 1 SAC: 0 DP: 1 HBP: 0	WP: 0 PB: 0 SB: 2 CS: 0	PA: 46			
PITCHER	IP	WLS	BF	H	R	ER	SO	BB	IBB	HBP	BLK	WP	HR	S	P	ERA	WHIP								
Jason Marquis, R ERA: 2.93 (1, 1)	5.0	L	26	8	5	4	3	3	0	0	0	0	1	63	101	7.20	2.200								
49 Carlos Marmol, R ERA: (6, 1)	2.0		8	1	0	0	4	1	0	0	0	0	0	27	42	0.00	1.000								
43 Michael Wuerzt, R ERA: 3.13 (8, 1)	1.0		8	3	4	4	2	2	0	0	0	0	0	16	27	36.00	5.000								
Bob Howry, R ERA: 5.11 (9, 1)	1.0		4	1	0	0	1	0	0	0	0	0	0	14	18	0.00	1.000								

Florida Marlins @ Chicago Cubs
Wrigley Field, Chicago, IL
Tue May 29 2007, 7:05 PM CDT
Att: 39,788 - Cloudy - 76 F

AB 39
R 9
H 13
RBI 9
BB 6
SO 10
LOB 25



Batter	1	2	3	4	5	6	7	8	9	AB	R	H	RBI	BB	SO	LOB	BOTTOM								
12 Alfonso Soriano, R OBP: 0.348, SLG: 0.468 (1, 7)	G5-3		G4-3 25 2B		L9		G4-3		1B	5	1	2	0	0	0	0									
Cesar Izturis, S OBP: 0.319, SLG: 0.315 43 Michael Wuerzt, R Bob Howry, L (1, 6) (8, 1) (9, 1)	G5-3		G4-3		L8		G4-3		K	4	0	0	0	0	0	1									
15 Cliff Floyd, L OBP: 0.355, SLG: 0.390 (9, PH)										0	0	0	0	0	0	0									
25 Derrek Lee, R OBP: 0.422, SLG: 0.534 (1, 3)	HR				G5-3				K	5	1	2	2	0	2	3									
16 Aramis Ramirez, R OBP: 0.342, SLG: 0.543 (1, 5)	G4-3		F9				G1-3		K	4	0	0	0	0	1	1									
19 Matt Murton, R OBP: 0.353, SLG: 0.375 (1, 9)			G5-3		G6-3		F9		BB	3	0	0	0	1	0	0									
Mark DeRosa, R OBP: 0.354, SLG: 0.467 (1, 4)			FC6-5 2B		E		G6-3		P4	4	0	2	0	0	0	1									
Michael Barrett, R OBP: 0.293, SLG: 0.417 (1, 2)			FC6-5 PO 2B		E9				G5-3	4	1	1	0	0	0	2									
29 Ángel Pagán, S OBP: 0.348, SLG: 0.524 (1, 8)							F9		12 1B 2 E	2	0	0	0	2	1	3									
Jason Marquis, L OBP: 0.233, SLG: 0.379 49 Carlos Marmol, R 2 Ryan Theriot, R OBP: 0.345, SLG: 0.359 (1, 1) (6, 1) (7, PH) (8, 6)	PO		G4-3		K				E6 12 1B	2	0	0	0	0	1	2									
Inning Stats	R: 1 E: 0 K: 0 S: 7	H: 1 LOB: 0 BB: 0 P: 12	R: 0 E: 0 K: 0 S: 8	H: 1 LOB: 1 BB: 1 P: 17	R: 1 E: 0 K: 0 S: 10	H: 2 LOB: 1 BB: 0 P: 15	R: 0 E: 1 K: 2 S: 11	H: 1 LOB: 2 BB: 0 P: 18	R: 0 E: 0 K: 0 S: 3	H: 0 LOB: 0 BB: 0 P: 8	R: 0 E: 0 K: 0 S: 7	H: 0 LOB: 0 BB: 0 P: 13	R: 2 E: 0 K: 0 S: 12	H: 2 LOB: 0 BB: 0 P: 19	R: 0 E: 0 K: 2 S: 14	H: 0 LOB: 1 BB: 1 P: 24	R: 0 E: 1 K: 2 S: 17	H: 1 LOB: 3 BB: 1 P: 27	1B: 2 2B: 4 3B: 0 HR: 2	SF: 0 SAC: 0 DP: 0 HBP: 0	WP: 0 PB: 0 SB: 0 CS: 0	PA: 40			
PITCHER	IP	WLS	BF	H	R	ER	SO	BB	IBB	HBP	BLK	WP	HR	S	P	ERA	WHIP								
Dontrelle Willis, L ERA: 4.83 32 Justin Miller, R 48 Lee Gardner, R Kevin Gregg, R (1, 1) (8, 1) (9, 1) (9, 1)	7.0	W	29	7	4	4	2	1	0	0	0	0	0	14	24	0.00	1.000								
48 Lee Gardner, R ERA: 3.71 Kevin Gregg, R ERA: 1.99 (9, 1)	0.1	S	4	1	0	0	0	1	0	0	0	0	0	11	18	0.00	6.000								
0.2	S	2	0	0	0	2	0	0	0	0	0	0	0	6	9	0.00	0.000								

Florida Marlins @ Chicago Cubs
Wrigley Field, Chicago, IL
Tue May 29 2007, 7:05 PM CDT
Att: 39,788 - Cloudy - 76 F

AB 36
R 4
H 8
RBI 4
BB 3
SO 6
LOB 17



Batter	1	2	3	4	5	6	7	8	9	AB	R	H	RBI	BB	SO	LOB	TOP				
61 Reggie Abercrombie, R (1, 8) OBP: 0.273, SLG: 0.366	0-3 K	3-2 CS 1B			1-3 K		0-3 K	1-0 HBP		4	0	1	0	0	0	3					
6 Dan Uggla, R (1, 4) OBP: 0.347, SLG: 0.526	2-2 HR	1-0 CS	3-3 K		2-1 SF8		3-2 HR	0-3 K		4	2	2	4	0	2	2					
2 Hanley Ramirez, R (1, 6) OBP: 0.388, SLG: 0.502	1-2 G1-3		1-1 L9		3-H K		0-0 F9		0-1 14 BB 1B	5	0	1	0	0	1	1					
Miguel Cabrera, R (1, 5) OBP: 0.400, SLG: 0.557 48 Lee Gardner, R (9, 1)	0-1 HR		0-2 L9		0-1 G5-3		0-1 14 HR 1B	2-3 K		5	2	2	1	0	1	1					
14 Josh Willingham, R (1, 7) OBP: 0.392, SLG: 0.487	4-1 BB			0-3 K	1-2 G6-3		1-1 HR	4-1 BB		3	1	1	2	2	1	0					
27 Jeremy Hermida, L (1, 9) OBP: 0.338, SLG: 0.483	3-2 L9			1-0 G1-3	0-0 1B		1-1 WP 1B	0-3 K		5	1	2	0	0	1	3					
Miguel Olivo, R (1, 2) OBP: 0.254, SLG: 0.363		1-0 P4		0-3 K	1-3 K		1-2 G4-3	2-3 K		5	0	0	0	0	3	4					
8 Aaron Boone, R (1, 3) OBP: 0.385, SLG: 0.429		0-0 52 G4-3 61 WP 2B			1-0 52 SH 6 SF8 HBP		1-1 6 HR 1B	0-1 G5-3		3	3	2	0	0	0	1					
52 Sergio Mitre, R (1, 1) Wes Obermayer, R (5, PR) Randy Messenger, R (5, 1) Todd Linden, S (7, PH) 37 Renyel Pinto, L (7, 1) Joe Borchard, S (8, PH) 32 Justin Miller, R (8, 1) Jason Wood, R (9, 3)		0-2 G4-3		2-0 SH	1-3 1B		3-3 K	1-2 61 HBP 1B		1	0	0	0	0	0	1					
Inning Stats	R: 2 E: 0 K: 1 S: 16	H: 2 LOB: 1 BB: 1 P: 26	R: 1 E: 0 K: 0 S: 10	H: 2 LOB: 0 BB: 0 P: 15	R: 0 E: 0 K: 1 S: 8	H: 0 LOB: 0 BB: 0 P: 12	R: 0 E: 0 K: 2 S: 7	H: 0 LOB: 0 BB: 0 P: 8	R: 1 E: 1 K: 2 S: 11	H: 0 LOB: 1 BB: 0 P: 18	R: 0 E: 0 K: 1 S: 9	H: 1 LOB: 1 BB: 0 P: 11	R: 2 E: 0 K: 2 S: 12	H: 2 LOB: 0 BB: 0 P: 19	R: 3 E: 0 K: 1 S: 18	H: 4 LOB: 2 BB: 1 P: 23	R: 0 E: 0 K: 3 S: 16	H: 1 LOB: 2 BB: 1 P: 24	1B: 6 2B: 2 3B: 0 HR: 4	SF: 1 SAC: 1 DP: 0 HBP: 2	WP: 2 PA: 44 PB: 0 SB: 0 CS: 1
PITCHER	IP WLS BF H R ER SO BB IBB HBP BLK WP HR S P ERA WHIP	7.0 L 30 7 6 5 9 1 0 1 0 1 3 73 109 6.43 1.143	1.0 8 4 3 3 1 0 0 1 0 1 1 18 23 27.00 4.000	1.0 5 1 0 0 3 1 0 0 0 0 0 16 24 0.00 2.000	PITCHER										IP WLS BF H R ER SO BB IBB HBP BLK WP HR S P ERA WHIP						

Florida Marlins @ Chicago Cubs
Wrigley Field, Chicago, IL
Wed May 30 2007, 7:05 PM CDT
Att: 39,699 - Partly Cloudy - 80 F

AB 37
R 9
H 12
RBI 8
BB 2
SO 13
LOB 17



Batter	1	2	3	4	5	6	7	8	9	AB	R	H	RBI	BB	SO	LOB	BOTTOM				
12 Alfonso Soriano, R (1, 7) OBP: 0.341, SLG: 0.458	0-3 K		0-1 G5-3		2-3 K			0-2 G5-3		4	0	0	0	0	2	1					
2 Ryan Theriot, R (1, 6) OBP: 0.337, SLG: 0.350	0-0 G3		0-3 K		1-1 F9			2-2 G6-3		4	0	0	0	0	1	1					
25 Derrek Lee, R (1, 3) OBP: 0.419, SLG: 0.527	3-3 K			0-0 15 BB 1B		1-3 K		2-0 P6		4	0	1	0	0	2	0					
15 Cliff Floyd, L (1, 9) OBP: 0.360, SLG: 0.394		1-0 G3-1		3-1 1B	1-2 1B		1-1 1B		2-1 L8	4	0	2	0	0	0	0					
16 Aramis Ramirez, R (1, 5) OBP: 0.340, SLG: 0.537		0-1 24 WP BB 1B		2-3 K		0-0 P6		0-3 K		4	0	1	0	0	2	3					
Mark DeRosa, R (1, 4) OBP: 0.352, SLG: 0.457		0-3 K		0-3 K		1-2 L7		1-0 HBP		3	0	0	0	0	2	4					
Jacque Jones, L (1, 8) OBP: 0.302, SLG: 0.335		4-2 24 WP BB		3-1 G3-1		1-0 F8		1-1 G3		3	0	0	0	1	0	3					
24 Henry Blanco, R (1, 2) OBP: 0.231, SLG: 0.250		1-3 K			0-1 G5-3		1-0 F7			3	0	0	0	0	1	2					
30 Ted Lilly, L (1, 1) OBP: 0.125, SLG: 0.125 19 Matt Murton, R (7, PH) 37 Angel Guzman, R (8, 1) 46 Ryan Dempster, R (9, 1)		1-2 23 K		0-1 G4-3		0-2 1B		2-2 P3		2	0	1	0	0	0	0					
Inning Stats	R: 0 E: 0 K: 2 S: 8	H: 0 LOB: 0 BB: 0 P: 11	R: 0 E: 0 K: 2 S: 13	H: 1 LOB: 2 BB: 1 P: 19	R: 0 E: 0 K: 1 S: 7	H: 0 LOB: 0 BB: 0 P: 7	R: 0 E: 0 K: 2 S: 11	H: 2 LOB: 2 BB: 0 P: 19	R: 0 E: 0 K: 1 S: 11	H: 1 LOB: 1 BB: 0 P: 14	R: 0 E: 0 K: 1 S: 10	H: 1 LOB: 1 BB: 0 P: 13	R: 0 E: 0 K: 0 S: 5	H: 0 LOB: 0 BB: 0 P: 9	R: 0 E: 0 K: 0 S: 7	H: 0 LOB: 0 BB: 0 P: 11	R: 0 E: 0 K: 1 S: 7	H: 0 LOB: 1 BB: 0 P: 11	1B: 5 2B: 0 3B: 0 HR: 0	SF: 0 SAC: 0 DP: 0 HBP: 1	WP: 1 PA: 34 PB: 0 SB: 0 CS: 0
PITCHER	IP WLS BF H R ER SO BB IBB HBP BLK WP HR S P ERA WHIP	4.0 W 8 2 0 0 2 0 0 0 0 0 0 21 27 0.00 1.000	2.0 3 0 0 0 0 0 0 0 0 0 0 0 5 9 0.00 0.000	1.0 3 0 0 0 0 0 0 0 0 0 0 0 7 11 0.00 0.000	1.0 4 0 0 0 1 0 0 1 0 0 0 0 7 11 0.00 0.000	PITCHER										IP WLS BF H R ER SO BB IBB HBP BLK WP HR S P ERA WHIP					

Florida Marlins @ Chicago Cubs
Wrigley Field, Chicago, IL
Wed May 30 2007, 7:05 PM CDT
Att: 39,699 - Partly Cloudy - 80 F

AB 32
R 0
H 5
RBI 0
BB 1
SO 10
LOB 14



Batter	1	2	3	4	5	6	7	8	9	AB	R	H	RBI	BB	SO	LOB	TOP				
2 Kelly Johnson, L (1,4) OBP: 0.397, SLG: 0.505										6	1	3	1	0	0	3	<p>Atlanta Braves @ Chicago Cubs Wrigley Field, Chicago, IL Fri Jun 01 2007, 1:20 PM CDT Att: 39,523 - Partly Cloudy - 75 F</p> <p>livebaseballscores.com</p> <p>AB 46 R 8 H 20 RBI 6 BB 2 SO 1 LOB 25</p>				
Willie Harris, L (1,7) OBP: 0.456, SLG: 0.526										6	0	3	0	0	0	4					
11 Edgar Renteria, R (1,6) OBP: 0.393, SLG: 0.517										5	2	3	0	1	0	3					
16 Brian McCann, L (1,2) OBP: 0.335, SLG: 0.432										5	1	2	1	0	0	6					
Andruw Jones, R (1,8) OBP: 0.341, SLG: 0.432										5	0	1	0	0	0	4					
7 Jeff Francoeur, R (1,9) OBP: 0.343, SLG: 0.467										5	0	2	3	0	0	2					
Scott Thorman, L (1,3) OBP: 0.266, SLG: 0.425										4	1	1	0	1	0	1					
4 Pete Orr, L (1,5) OBP: 0.244, SLG: 0.250 Chris Woodward, R (7,PH) OBP: 0.294, SLG: 0.294										3	2	2	0	0	0	1					
26 Kyle Davies, R (1,1) OBP: 0.250, SLG: 0.421 58 Peter Moylan, R (8,1)										4	1	3	1	0	0	1					
23 Matt Diaz, R (9,PH) OBP: 0.358, SLG: 0.482 Bob Wickman, R (9,1)										0	0	0	0	0	0	0					
Inning Stats	R: 1 E: 0 K: 0 S: 12	H: 3 LOB: 2 BB: 0 P: 14	R: 0 E: 0 K: 0 S: 9	H: 1 LOB: 1 BB: 0 P: 11	R: 0 E: 0 K: 0 S: 13	H: 2 LOB: 1 BB: 0 P: 20	R: 1 E: 1 K: 0 S: 13	H: 2 LOB: 2 BB: 0 P: 22	R: 5 E: 0 K: 0 S: 17	H: 5 LOB: 1 BB: 2 P: 30	R: 1 E: 0 K: 0 S: 12	H: 2 LOB: 1 BB: 0 P: 19	R: 0 E: 0 K: 0 S: 11	H: 3 LOB: 3 BB: 0 P: 16	R: 0 E: 0 K: 0 S: 6	H: 0 LOB: 0 BB: 0 P: 8	R: 0 E: 0 K: 1 S: 12	H: 2 LOB: 2 BB: 0 P: 18	1B: 14 2B: 6 3B: 0 HR: 0	SF: 0 SAC: 0 DP: 1 HBP: 0	WP: 0 PA: 48 PB: 1 SB: 0 CS: 0
PITCHER	IP WLS BF H R ER SO BB IBB HBP BLK WP HR S P ERA WHIP	5.0 L 29 13 7 6 0 0 2 0 0 0 0 0 0 64 97 10.80 3.000	2.0 11 5 1 1 0 0 0 0 0 0 0 0 0 23 35 4.50 2.500	2.0 8 2 0 0 0 1 0 0 0 0 0 0 0 18 26 0.00 1.000											IP WLS BF H R ER SO BB IBB HBP BLK WP HR S P ERA WHIP						

Batter	1	2	3	4	5	6	7	8	9	AB	R	H	RBI	BB	SO	LOB	BOTTOM				
12 Alfonso Soriano, R (1,7) OBP: 0.340, SLG: 0.454										4	1	1	0	0	0	2	<p>Atlanta Braves @ Chicago Cubs Wrigley Field, Chicago, IL Fri Jun 01 2007, 1:20 PM CDT Att: 39,523 - Partly Cloudy - 75 F</p> <p>livebaseballscores.com</p> <p>AB 33 R 5 H 10 RBI 5 BB 1 SO 2 LOB 13</p>				
2 Ryan Theriot, R (1,6) OBP: 0.335, SLG: 0.348										4	1	1	0	0	0	2					
25 Derrek Lee, R (1,3) OBP: 0.425, SLG: 0.551										3	1	3	2	0	0	0					
16 Aramis Ramirez, R (1,5) OBP: 0.343, SLG: 0.552										4	1	2	2	0	1	3					
19 Matt Murton, R (1,9) OBP: 0.339, SLG: 0.358										4	0	0	0	0	0	2					
Michael Barrett, R (1,2) OBP: 0.280, SLG: 0.412 Koyie Hill, S (6,2)										2	0	0	0	0	0	1					
Jacque Jones, L (1,8) OBP: 0.306, SLG: 0.354										3	1	1	1	1	1	0					
Mark DeRosa, R (1,4) OBP: 0.352, SLG: 0.455 37 Angel Guzman, R (8,1)										3	0	1	0	0	0	1					
29 Angel Paquin, S (9,PH) OBP: 0.362, SLG: 0.535										0	0	0	0	0	0	0					
38 Carlos Zambrano, S (1,1) OBP: 0.250, SLG: 0.417 32 Danyle Ward, L (5,PH) OBP: 0.435, SLG: 0.389 47 Scott Eyre, L (6,1) Cesar Izturis, S (8,6) OBP: 0.314, SLG: 0.310										0	0	0	0	0	0	0					
Inning Stats	R: 0 E: 0 K: 0 S: 11	H: 2 LOB: 1 BB: 0 P: 19	R: 0 E: 0 K: 1 S: 12	H: 0 LOB: 0 BB: 0 P: 16	R: 0 E: 0 K: 0 S: 8	H: 1 LOB: 1 BB: 0 P: 12	R: 1 E: 0 K: 0 S: 13	H: 2 LOB: 0 BB: 0 P: 18	R: 0 E: 0 K: 0 S: 9	H: 0 LOB: 1 BB: 1 P: 18	R: 0 E: 0 K: 1 S: 8	H: 1 LOB: 1 BB: 0 P: 14	R: 0 E: 0 K: 0 S: 7	H: 0 LOB: 0 BB: 0 P: 10	R: 3 E: 1 K: 0 S: 13	H: 2 LOB: 0 BB: 0 P: 18	R: 1 E: 0 K: 0 S: 9	H: 2 LOB: 0 BB: 0 P: 14	1B: 7 2B: 0 3B: 0 HR: 3	SF: 1 SAC: 1 DP: 3 HBP: 0	WP: 1 PA: 36 PB: 0 SB: 1 CS: 0
PITCHER	IP WLS BF H R ER SO BB IBB HBP BLK WP HR S P ERA WHIP	7.0 W 26 6 1 1 2 0 1 0 0 0 0 0 1 68 107 1.29 1.000	1.0 6 2 3 0 0 0 0 0 0 0 0 0 1 13 18 0.00 2.000	1.0 4 2 1 1 0 0 0 0 0 0 0 0 1 9 14 9.00 2.000											IP WLS BF H R ER SO BB IBB HBP BLK WP HR S P ERA WHIP						

Batter	1	2	3	4	5	6	7	8	9	AB	R	H	RBI	BB	SO	LOB	TOP																			
24 Martín Prado, R OBP: 0.233, SLG: 0.179										3	1	0	0	1	1	1	Atlanta Braves @ Chicago Cubs Wrigley Field, Chicago, IL Sat Jun 02 2007, 12:05 PM CDT Att: 40,290 - Cloudy - 78 F																			
19 Yunel Escobar, R OBP: 0.500, SLG: 0.750										4	1	2	1	0	1	1																				
11 Edgar Rentería, R OBP: 0.395, SLG: 0.521										4	1	2	1	0	0	2																				
Andruw Jones, R OBP: 0.339, SLG: 0.444										4	1	1	2	0	0	2																				
7 Jeff Francoeur, R OBP: 0.338, SLG: 0.459										4	0	0	0	0	3	1																				
23 Matt Diaz, R OBP: 0.355, SLG: 0.483 Bob Wickman, R										4	0	1	1	0	1	0																				
Jarrod Saltalamacchia, S OBP: 0.366, SLG: 0.369										4	0	0	0	0	1	1																				
Scott Thorman, L OBP: 0.268, SLG: 0.419										2	1	0	0	1	0	0																				
36 Chuck James, L OBP: 0.211, SLG: 0.118 Tyler Yates, R										2	0	0	0	0	2	0																				
Chris Woodward, R OBP: 0.264, SLG: 0.294 39 Rafael Soriano, R										0	0	0	0	0	0	0																				
Willie Harris, L OBP: 0.466, SLG: 0.526										0	0	0	0	0	0	0																				
Inning Stats	R: 0 E: 0 K: 1 S: 11	H: 1 LOB: 0 BB: 0 P: 15	R: 0 E: 0 K: 0 S: 5	H: 0 LOB: 0 BB: 0 P: 9	R: 0 E: 0 K: 1 S: 8	H: 0 LOB: 0 BB: 0 P: 13	R: 3 E: 1 K: 1 S: 14	H: 2 LOB: 1 BB: 1 P: 24	R: 0 E: 0 K: 1 S: 7	H: 0 LOB: 0 BB: 0 P: 9	R: 0 E: 0 K: 1 S: 8	H: 1 LOB: 0 BB: 0 P: 10	R: 0 E: 0 K: 1 S: 13	H: 0 LOB: 0 BB: 0 P: 17	R: 1 E: 0 K: 0 S: 14	H: 1 LOB: 1 BB: 1 P: 21	R: 1 E: 0 K: 3 S: 11	H: 1 LOB: 0 BB: 0 P: 14	1B: 2 2B: 3 3B: 0 HR: 1	SF: 0 SAC: 1 DP: 2 HBP: 0	WP: 0 PB: 0 SB: 0 CS: 0	PA: 34														
PITCHER	IP WLS BF H R ER SO BB IBB HBP BLK WP HR S P ERA WHIP																																			
53 Rich Hill, L ERA: 2.89	7.0		25	4	3	1	6	1	0	0	0	0	0	0	0	0	66	97	1.29	0.714																
13 Will Ohman, L ERA: 5.27	0.2	L	4	1	1	1	0	1	0	0	0	0	0	0	0	0	8	13	13.50	3.000																
Bob Howry, R ERA: 5.04	0.1		1	0	0	0	0	0	0	0	0	0	0	0	0	0	6	8	0.00	0.000																
43 Michael Wuerz, R ERA: 3.38	1.0		4	1	1	1	3	0	0	0	0	0	0	0	0	0	1	11	9.00	1.000																

AB	31
R	5
H	6
RBI	5
BB	2
SO	9
LOB	8



Batter	1	2	3	4	5	6	7	8	9	AB	R	H	RBI	BB	SO	LOB	BOTTOM																			
12 Alfonso Soriano, R OBP: 0.341, SLG: 0.467										5	1	2	1	0	1	0	Atlanta Braves @ Chicago Cubs Wrigley Field, Chicago, IL Sat Jun 02 2007, 12:05 PM CDT Att: 40,290 - Cloudy - 78 F																			
2 Ryan Theriot, R OBP: 0.331, SLG: 0.343									5	1	1	0	0	1	1																					
25 Derrek Lee, R OBP: 0.420, SLG: 0.540									4	0	0	0	1	1	2																					
16 Aramis Ramirez, R OBP: 0.350, SLG: 0.553										3	0	2	0	1	0	0																				
Mark DeRosa, R OBP: 0.349, SLG: 0.449										4	0	1	0	0	1	4																				
29 Ángel Pagán, S OBP: 0.373, SLG: 0.543									3	0	1	0	1	0	1																					
Jacque Jones, L OBP: 0.305, SLG: 0.348									3	0	0	0	1	2	4																					
Koyie Hill, S OBP: 0.167, SLG: 0.167									4	1	1	0	0	0	5																					
53 Rich Hill, L OBP: 0.120, SLG: 0.167 13 Will Ohman, L										3	0	1	1	0	0	0																				
Bob Howry, L										0	0	0	0	0	0	0																				
43 Michael Wuerz, R										0	0	0	0	0	0	0																				
32 Danyel Ward, L OBP: 0.426, SLG: 0.378										1	0	0	0	0	0	0																				
Inning Stats	R: 0 E: 0 K: 1 S: 9	H: 0 LOB: 0 BB: 0 P: 12	R: 0 E: 0 K: 0 S: 12	H: 1 LOB: 2 BB: 1 P: 20	R: 0 E: 0 K: 0 S: 7	H: 0 LOB: 0 BB: 0 P: 9	R: 0 E: 0 K: 2 S: 16	H: 2 LOB: 3 BB: 1 P: 25	R: 1 E: 0 K: 1 S: 13	H: 1 LOB: 2 BB: 2 P: 23	R: 1 E: 0 K: 0 S: 8	H: 2 LOB: 1 BB: 0 P: 13	R: 1 E: 2 K: 0 S: 10	H: 1 LOB: 1 BB: 0 P: 13	R: 0 E: 0 K: 1 S: 7	H: 1 LOB: 0 BB: 0 P: 11	R: 0 E: 0 K: 1 S: 10	H: 1 LOB: 1 BB: 0 P: 14	1B: 6 2B: 2 3B: 0 HR: 1	SF: 0 SAC: 0 DP: 0 HBP: 0	WP: 0 PB: 0 SB: 0 CS: 0	PA: 39														
PITCHER	IP WLS BF H R ER SO BB IBB HBP BLK WP HR S P ERA WHIP																																			
36 Chuck James, L ERA: 3.78	6.0		27	6	2	2	4	4	0	0	0	0	0	0	0	0	65	102	3.00	1.667																
Tyler Yates, R ERA: 3.66	1.0	W	5	1	1	0	0	0	0	0	0	0	0	0	0	0	10	13	0.00	1.000																
39 Rafael Soriano, R ERA: 2.52	1.0	H	3	1	0	0	1	0	0	0	0	0	0	0	0	0	7	11	0.00	1.000																
Bob Wickman, R ERA: 2.95	1.0	S	4	1	0	0	1	0	0	0	0	0	0	0	0	0	10	14	0.00	1.000																

AB	35
R	3
H	9
RBI	2
BB	4
SO	6
LOB	17



Batter	1	2	3	4	5	6	7	8	9	AB	R	H	RBI	BB	SO	LOB	TOP																					
2 Kelly Johnson, L (1,4) OBP: 0.399, SLG: 0.505	1-1 CS 1B		0-1 F7			1-2 1B		2-3 K		4	0	2	0	0	1	1	Atlanta Braves @ Chicago Cubs Wrigley Field, Chicago, IL Sun Jun 03 2007, 1:20 PM CDT Att: 40,155 - Cloudy - 73 F																					
19 Yunel Escobar, R (1,5) OBP: 0.250, SLG: 0.375	0-3 SAFE K			1-3 K		3-1 G3		1-1 G6-3		4	0	0	0	0	2	2																						
11 Edgar Renteria, R (1,6) OBP: 0.394, SLG: 0.519	3-3 K			2-3 K			3-2 7 FC5-4 1B		1-1 G6-3	3	0	1	0	0	2	1																						
4 Pete Orr, L (7, PR) OBP: 0.238, SLG: 0.244	1-2 K								0-0 7 G5-3 1B	1	0	0	0	0	0	0																						
Andruw Jones, R (1,8) OBP: 0.338, SLG: 0.440		0-3 SAFE K		2-3 K			1-1 P6		0-0 7 G5-3 1B	4	0	1	0	0	2	1																						
7 Jeff Francoeur, R (1,9) OBP: 0.336, SLG: 0.455	1-0 16 G1-6-3 1B				2-3 K		0-1 FC5-4 16 1B 23 1B 1-2		0-0 G5-3	4	1	1	0	0	1	2																						
16 Brian McCann, L (1,2) OBP: 0.333, SLG: 0.428	2-0 G1-6-3 1-2				1-1 F8		3-1 23 1B 1B		0-3 K2-3	4	0	1	0	0	1	2																						
23 Matt Diaz, R (1,7) OBP: 0.354, SLG: 0.479			1-1 P4		2-0 F8		1-2 1B			3	0	1	1	0	0	0																						
Scott Thorman, L (1,3) OBP: 0.263, SLG: 0.411			0-3 K			3-2 G6-3	0-0 P4			3	0	0	0	0	1	2																						
Macay McBride, L (7, 1)										0	0	0	0	0	0	0																						
58 Peter Moylan, R (8, 1)										0	0	0	0	0	0	0																						
40 Lance Cormier, R (1, 1)										0	0	0	0	1	0	0																						
Oscar Villarreal, L (5, 1)										0	0	0	0	0	0	0																						
Chris Woodward, R (6, PH) OBP: 0.250, SLG: 0.250										1	0	0	0	0	0	0																						
54 Chad Paronto, R (6, 1)										0	0	0	0	0	0	0																						
Jarrod Saltalamacchia, S (7, 3) OBP: 0.357, SLG: 0.379										1	0	0	0	0	0	0																						
Inning Stats	R: 0 E: 0 K: 2 S: 8	H: 1 LOB: 1 BB: 0 P: 12	R: 0 E: 0 K: 1 S: 5	H: 1 LOB: 0 BB: 0 P: 8	R: 0 E: 0 K: 1 S: 8	H: 0 LOB: 1 BB: 1 P: 13	R: 0 E: 0 K: 3 S: 11	H: 0 LOB: 0 BB: 0 P: 16	R: 0 E: 0 K: 1 S: 6	H: 0 LOB: 0 BB: 0 P: 11	R: 0 E: 0 K: 0 S: 10	H: 1 LOB: 1 BB: 0 P: 18	R: 1 E: 0 K: 0 S: 14	H: 3 LOB: 2 BB: 0 P: 22	R: 0 E: 0 K: 1 S: 7	H: 0 LOB: 0 BB: 0 P: 10	R: 0 E: 0 K: 1 S: 7	H: 1 LOB: 1 BB: 0 P: 8	1B: 7 2B: 1 3B: 0 HR: 0	SF: 0 SAC: 0 DP: 2 HBP: 0	WP: 0 PB: 0 SB: 0 CS: 1	PA: 33																
PITCHER	IP	WLS	BF	H	R	ER	SO	BB	IBB	HBP	BLK	WP	HR	S	P	ERA	WHIP	PITCHER				IP	WLS	BF	H	R	ER	SO	BB	IBB	HBP	BLK	WP	HR	S	P	ERA	WHIP
45 Sean Marshall, L (1, 1) ERA: 2.25	6.2	W	25	6	1	1	8	1	0	0	0	0	0	61	99	1.35	1.050																					
49 Carlos Marmol, R (7, 1) ERA:	1.1		4	0	0	0	1	0	0	0	0	0	0	8	11	0.00	0.000																					
46 Ryan Dempster, R (9, 1) ERA: 3.65	1.0		4	1	0	0	1	0	0	0	0	0	0	7	8	0.00	1.000																					

Batter	1	2	3	4	5	6	7	8	9	AB	R	H	RBI	BB	SO	LOB	BOTTOM																					
12 Alfonso Soriano, R (1,7) OBP: 0.347, SLG: 0.495	0-1 G1-3	1-2 HR			1-0 20 2B 3B	2-2 F8		0-1 1-2 2-3 1B		5	2	3	1	0	0	0	Atlanta Braves @ Chicago Cubs Wrigley Field, Chicago, IL Sun Jun 03 2007, 1:20 PM CDT Att: 40,155 - Cloudy - 73 F																					
46 Ryan Dempster, R (9, 1)										0	0	0	0	0	0																							
20 Felix Pie, L (1,8) OBP: 0.255, SLG: 0.407	1-0 16 1B 25 1B HR	1-0 G1-3			2-2 25 1B 1B		2-3 K	2-3 K		5	2	2	1	0	2	3																						
25 Derrek Lee, R (1,3) OBP: 0.424, SLG: 0.557	3-1 16 1B HR		3-2 HR		0-2 1B SF7 1B		2-3 K	1-3 K		5	3	3	1	0	2	3																						
16 Aramis Ramirez, R (1,5) OBP: 0.358, SLG: 0.555	2-0 1B		4-2 HR		0-2 P4		0-0 1B			3	0	2	0	1	0	2																						
Jacque Jones, L (1,9) OBP: 0.309, SLG: 0.352	0-1 1-2 HR		0-1 G6-3		2-1 2 FC6-4 1B		2-3 K			4	1	2	1	0	1	2																						
Mark DeRosa, R (1,4) OBP: 0.347, SLG: 0.467	3-2 1-2 2H 3H HR		1-2 G5-3		1-2 SF7			1-0 G3		3	1	1	5	0	0	0																						
2 Ryan Theriot, R (1,6) OBP: 0.330, SLG: 0.337	3-2 G4-3			0-1 F8	0-0 FC6-4			4-0 29 FC3 29 HBP E BB		3	1	0	0	1	0	1																						
Koyie Hill, S (1,2) OBP: 0.200, SLG: 0.111		1-3 K		1-0 F8		3-1 F9		2-1 12 1B 29 E HBP		3	0	0	0	0	1	0																						
45 Sean Marshall, L (1, 1)		3-2 G4-3		1-1 G6-3		1-3 K		1-0 FC3 12 1B		3	0	0	0	0	1	0																						
49 Carlos Marmol, R (7, 1)										0	0	0	0	0	0	0																						
29 Angel Pagán, S (6, PH) OBP: 0.365, SLG: 0.532								1-2 2H		1	0	0	0	0	0	1																						
Inning Stats	R: 4 E: 0 K: 0 S: 14	H: 5 LOB: 0 BB: 0 P: 26	R: 1 E: 0 K: 1 S: 12	H: 1 LOB: 0 BB: 0 P: 18	R: 1 E: 0 K: 0 S: 14	H: 1 LOB: 0 BB: 1 P: 22	R: 0 E: 0 K: 0 S: 5	H: 0 LOB: 0 BB: 0 P: 7	R: 3 E: 0 K: 0 S: 22	H: 4 LOB: 1 BB: 0 P: 28	R: 0 E: 0 K: 1 S: 8	H: 0 LOB: 0 BB: 0 P: 14	R: 0 E: 0 K: 3 S: 13	H: 1 LOB: 1 BB: 0 P: 19	R: 1 E: 1 K: 2 S: 12	H: 1 LOB: 3 BB: 1 P: 23	R: 1 E: 1 K: 2 S: 12	H: 1 LOB: 3 BB: 1 P: 23	1B: 8 2B: 1 3B: 1 HR: 3	SF: 1 SAC: 0 DP: 1 HBP: 1	WP: 0 PB: 0 SB: 0 CS: 0	PA: 39																
PITCHER	IP	WLS	BF	H	R	ER	SO	BB	IBB	HBP	BLK	WP	HR	S	P	ERA	WHIP	PITCHER				IP	WLS	BF	H	R	ER	SO	BB	IBB	HBP	BLK	WP	HR	S	P	ERA	WHIP
40 Lance Cormier, R (1, 1) ERA: 18.0	4.0	L	20	9	8	8	1	1	0	0	0	0	0	14	17	9.00	2.000																					
Oscar Villarreal, R (5, 1) ERA: 3.58	1.0		5	2	1	1	0	0	0	0	0	0	0	8	14	0.00	0.000																					
54 Chad Paronto, R (6, 1) ERA: 7.4	1.0		3	0	0	0	1	0	0	0	0	0	0	8	14	0.00	0.000																					
Macay McBride, L (7, 1) ERA: 4.5	1.0		4	1	0	0	3	0	0	0	0	0	0	13	19	0.00	1.000																					
58 Peter Moylan, R (8, 1) ERA: 2.75	1.0		7	1	1	1	2	1	0	1	0	0	0	12	23	9.00	2.000																					



Batter	1	2	3	4	5	6	7	8	9	AB	R	H	RBI	BB	SO	LOB	TOP					
12 Alfonso Soriano, R OBP: 0.358, SLG: 0.519										5	0	1	0	0	3	2						
20 Felix Pie, L OBP: 0.262, SLG: 0.406										5	1	2	0	0	0	1						
25 Derrek Lee, R OBP: 0.414, SLG: 0.537										4	0	0	0	1	2	2						
16 Aramis Ramirez, R OBP: 0.355, SLG: 0.545										4	1	1	0	1	0	3						
15 Cliff Floyd, L OBP: 0.367, SLG: 0.427										5	1	2	2	0	1	2						
Michael Barrett, R OBP: 0.299, SLG: 0.409										3	2	1	0	1	0	2						
2 Ryan Theriot, R OBP: 0.339, SLG: 0.349										3	0	2	1	1	0	0						
Cesar Izturis, S OBP: 0.306, SLG: 0.301										3	0	0	0	0	2	4						
19 Matt Murton, R OBP: 0.341, SLG: 0.355										1	0	0	0	0	1	3						
Bob Howry, L OBP: 0.341, SLG: 0.355										0	0	0	0	0	0	0						
30 Ted Lilly, L OBP: 0.115, SLG: 0.115										2	0	0	0	0	0	0						
Jacque Jones, L OBP: 0.307, SLG: 0.341										1	0	0	0	0	0	1						
47 Scott Eyre, L OBP: 0.297, SLG: 0.341										0	0	0	0	0	0	0						
43 Michael Wurtz, R OBP: 0.297, SLG: 0.341										0	0	0	0	0	0	0						
13 Will Ohman, L OBP: 0.297, SLG: 0.341										0	0	0	0	0	0	0						
Mark DeRosa, R OBP: 0.348, SLG: 0.465										1	0	1	2	0	0	0						
Inning Stats	R: 0 E: 0 K: 1 S: 12	H: 1 LOB: 1 BB: 0 P: 18	R: 0 E: 0 K: 1 S: 8	H: 0 LOB: 0 BB: 0 P: 14	R: 0 E: 0 K: 2 S: 9	H: 0 LOB: 0 BB: 0 P: 9	R: 1 E: 0 K: 0 S: 10	H: 2 LOB: 3 BB: 0 P: 21	R: 0 E: 0 K: 1 S: 8	H: 1 LOB: 1 BB: 0 P: 13	R: 2 E: 0 K: 2 S: 18	H: 3 LOB: 1 BB: 0 P: 29	R: 0 E: 0 K: 1 S: 7	H: 0 LOB: 0 BB: 0 P: 9	R: 2 E: 0 K: 2 S: 14	H: 2 LOB: 2 BB: 2 P: 27	R: 0 E: 0 K: 1 S: 9	H: 1 LOB: 1 BB: 0 P: 14	1B: 6 2B: 3 3B: 0 HR: 1	SF: 0 SAC: 0 DP: 0 HBP: 0	WP: 0 PB: 0 SB: 0 CS: 0	PA: 41
PITCHER	IP WLS BF H R ER SO BB IBB HBP BLK WP HR S P ERA WHIP																					
46 Claudio Vargas, R ERA: 4.01	5.1 W 25 7 3 3 4 2 0 0 0 0 0 1 59 94 5.06 1.688																					
12 Carlos Villanueva, R ERA: 3.08	1.2 H 6 0 1 1 2 1 0 0 0 0 0 0 15 25 5.40 0.600																					
Derrick Turnbow, R ERA: 4.62	0.2 S 5 2 1 1 1 1 0 0 0 0 0 0 9 17 13.50 4.500																					
Francisco Cordero, R ERA: 0.36	1.1 S 5 1 0 0 2 0 0 0 0 0 0 0 12 18 0.00 0.750																					

Chicago Cubs @ Milwaukee Brewers
Miller Park, Milwaukee, WI
Tue Jun 05 2007, 7:05 PM CDT
Att: 38,535 - Roof Closed - 67 F


AB	37
R	5
H	10
RBI	5
BB	4
SO	9
LOB	20



Batter	1	2	3	4	5	6	7	8	9	AB	R	H	RBI	BB	SO	LOB	BOTTOM					
1 Corey Hart, R OBP: 0.368, SLG: 0.455										3	2	1	1	1	1	0						
7 J.J. Hardy, R OBP: 0.340, SLG: 0.546										4	1	1	0	0	0	1						
8 Ryan Braun, R OBP: 0.347, SLG: 0.578										4	1	3	2	0	0	0						
28 Prince Fielder, L OBP: 0.379, SLG: 0.633										3	1	1	1	0	1	1						
2 Bill Hall, R OBP: 0.320, SLG: 0.420										2	0	0	0	1	0	1						
12 Carlos Villanueva, R ERA: 7.45										1	0	0	0	0	1	1						
Derrick Turnbow, R ERA: 4.62										0	0	0	0	0	0	0						
Francisco Cordero, R ERA: 0.36										4	1	1	1	0	1	2						
Kevin Mench, R OBP: 0.284, SLG: 0.420										4	1	1	1	0	1	2						
Damian Miller, R OBP: 0.274, SLG: 0.281										4	0	1	1	0	0	0						
9 Tony Graffanino, R OBP: 0.284, SLG: 0.283										4	1	2	1	0	2	1						
46 Claudio Vargas, R OBP: 0.111, SLG: 0.167										2	0	0	0	0	0	0						
22 Tony Gwynn Jr., L OBP: 0.376, SLG: 0.364										2	0	0	0	0	2	1						
Inning Stats	R: 1 E: 0 K: 0 S: 15	H: 2 LOB: 2 BB: 1 P: 29	R: 2 E: 0 K: 0 S: 13	H: 2 LOB: 0 BB: 0 P: 23	R: 2 E: 0 K: 1 S: 11	H: 3 LOB: 1 BB: 0 P: 15	R: 0 E: 0 K: 1 S: 9	H: 0 LOB: 0 BB: 0 P: 12	R: 1 E: 0 K: 2 S: 7	H: 1 LOB: 1 BB: 1 P: 10	R: 0 E: 0 K: 2 S: 9	H: 0 LOB: 0 BB: 0 P: 13	R: 1 E: 0 K: 2 S: 13	H: 1 LOB: 1 BB: 1 P: 21	R: 0 E: 0 K: 2 S: 13	H: 1 LOB: 1 BB: 0 P: 18	R: 0 E: 0 K: 2 S: 9	H: 1 LOB: 1 BB: 0 P: 14	1B: 5 2B: 2 3B: 0 HR: 3	SF: 1 SAC: 0 DP: 0 HBP: 0	WP: 1 PB: 0 SB: 1 CS: 0	PA: 36
PITCHER	IP WLS BF H R ER SO BB IBB HBP BLK WP HR S P ERA WHIP																					
30 Ted Lilly, L ERA: 3.99	5.0 L 24 8 6 6 2 1 0 0 0 0 0 0 9 13 0.00 0.000																					
47 Scott Eyre, L ERA: 7.45	1.0 3 0 0 0 2 0 0 0 0 0 0 0 9 13 0.00 0.000																					
43 Michael Wurtz, R ERA: 3.46	0.1 3 1 1 1 0 1 0 0 0 0 0 0 5 13 27.00 6.000																					
13 Will Ohman, L ERA: 4.91	0.2 2 0 0 0 2 0 0 0 0 0 0 0 8 8 0.00 0.000																					
Bob Howry, R ERA: 4.65	1.0 4 1 0 0 2 0 0 0 0 0 0 0 13 18 0.00 1.000																					

Chicago Cubs @ Milwaukee Brewers
Miller Park, Milwaukee, WI
Tue Jun 05 2007, 7:05 PM CDT
Att: 38,535 - Roof Closed - 67 F

AB	33
R	7
H	10
RBI	7
BB	2
SO	8
LOB	8



Batter	1	2	3	4	5	6	7	8	9	AB	R	H	RBI	BB	SO	LOB	TOP				
12 Alfonso Soriano, R (1, 7) OBP: 0.361, SLG: 0.523										3	1	2	1	1	0	0					
20 Felix Pie, L (1, 8) OBP: 0.284, SLG: 0.466										4	0	1	1	0	0	4					
25 Derrek Lee, R (1, 3) OBP: 0.407, SLG: 0.519										3	0	0	0	1	1	0					
19 Matt Murton, R (1, 9) OBP: 0.344, SLG: 0.351										3	0	1	0	1	1	2					
29 Angel Pagán, S (8, PR) OBP: 0.352, SLG: 0.532										0	0	0	0	0	0	0					
Michael Barrett, R (1, 2) OBP: 0.293, SLG: 0.400										4	0	0	0	0	1	4					
Mark DeRosa, R (1, 5) OBP: 0.339, SLG: 0.448										4	0	0	0	0	0	2					
2 Ryan Theriot, R (1, 4) OBP: 0.335, SLG: 0.350										4	1	1	0	0	0	0					
Cesar Izturis, S (1, 6) OBP: 0.305, SLG: 0.295										3	0	1	0	1	0	0					
53 Rich Hill, L (1, 1) OBP: 0.111, SLG: 0.154										2	0	0	0	0	2	2					
15 Cliff Floyd, L (8, PH) OBP: 0.364, SLG: 0.423										1	0	0	0	0	0	0					
46 Ryan Dempster, R (9, 1)										0	0	0	0	0	0	0					
Inning Stats	R: 1 E: 0 K: 1 S: 13	H: 2 LOB: 1 BB: 1 P: 20	R: 1 E: 0 K: 1 S: 14	H: 3 LOB: 2 BB: 0 P: 19	R: 0 E: 0 K: 1 S: 8	H: 0 LOB: 0 BB: 0 P: 9	R: 0 E: 0 K: 0 S: 7	H: 0 LOB: 0 BB: 0 P: 11	R: 0 E: 0 K: 0 S: 11	H: 1 LOB: 1 BB: 0 P: 15	R: 0 E: 0 K: 0 S: 8	H: 0 LOB: 2 BB: 2 P: 20	R: 0 E: 0 K: 1 S: 7	H: 0 LOB: 1 BB: 1 P: 12	R: 0 E: 0 K: 0 S: 7	H: 0 LOB: 0 BB: 0 P: 10	1B: 5 2B: 0 3B: 1 HR: 0	SF: 0 SAC: 1 DP: 1 HBP: 0	WP: 0 PB: 0 SB: 0 CS: 0	PA: 36	
PITCHER	IP WLS BF H R ER SO BB IBB HBP BLK WP HR S P ERA WHIP	IP WLS BF H R ER SO BB IBB HBP BLK WP HR S P ERA WHIP	IP WLS BF H R ER SO BB IBB HBP BLK WP HR S P ERA WHIP	IP WLS BF H R ER SO BB IBB HBP BLK WP HR S P ERA WHIP	IP WLS BF H R ER SO BB IBB HBP BLK WP HR S P ERA WHIP	IP WLS BF H R ER SO BB IBB HBP BLK WP HR S P ERA WHIP	IP WLS BF H R ER SO BB IBB HBP BLK WP HR S P ERA WHIP	IP WLS BF H R ER SO BB IBB HBP BLK WP HR S P ERA WHIP	IP WLS BF H R ER SO BB IBB HBP BLK WP HR S P ERA WHIP	IP WLS BF H R ER SO BB IBB HBP BLK WP HR S P ERA WHIP	IP WLS BF H R ER SO BB IBB HBP BLK WP HR S P ERA WHIP	IP WLS BF H R ER SO BB IBB HBP BLK WP HR S P ERA WHIP	IP WLS BF H R ER SO BB IBB HBP BLK WP HR S P ERA WHIP	IP WLS BF H R ER SO BB IBB HBP BLK WP HR S P ERA WHIP	IP WLS BF H R ER SO BB IBB HBP BLK WP HR S P ERA WHIP	IP WLS BF H R ER SO BB IBB HBP BLK WP HR S P ERA WHIP	IP WLS BF H R ER SO BB IBB HBP BLK WP HR S P ERA WHIP	IP WLS BF H R ER SO BB IBB HBP BLK WP HR S P ERA WHIP	IP WLS BF H R ER SO BB IBB HBP BLK WP HR S P ERA WHIP	IP WLS BF H R ER SO BB IBB HBP BLK WP HR S P ERA WHIP	IP WLS BF H R ER SO BB IBB HBP BLK WP HR S P ERA WHIP

Chicago Cubs @ Atlanta Braves
Turner Field, Atlanta, GA
Thu Jun 07 2007, 7:35 PM EDT
Att: 32,902 - Partly Cloudy - 86 F

AB 31
R 2
H 6
RBI 2
BB 4
SO 5
LOB 14



Batter	1	2	3	4	5	6	7	8	9	AB	R	H	RBI	BB	SO	LOB	BOTTOM					
2 Kelly Johnson, L (1, 4) OBP: 0.387, SLG: 0.477										3	0	0	0	1	1	0						
19 Yunel Escobar, R (1, 5) OBP: 0.345, SLG: 0.536										4	0	0	0	0	0	1						
11 Edgar Renteria, R (1, 6) OBP: 0.378, SLG: 0.500										4	0	0	0	0	3	0						
Andrew Jones, R (1, 8) OBP: 0.329, SLG: 0.434										4	1	2	1	0	1	0						
7 Jeff Francoeur, R (1, 9) OBP: 0.341, SLG: 0.452										3	0	0	0	0	2	1						
23 Matt Diaz, R (1, 7) OBP: 0.353, SLG: 0.462										3	0	1	0	0	1	1						
16 Brian McCann, L (1, 2) OBP: 0.328, SLG: 0.416										3	0	0	0	0	1	1						
Scott Thorman, L (1, 3) OBP: 0.260, SLG: 0.393										2	0	0	0	0	1	0						
Jarrod Saltalamacchia, S (8, PH) OBP: 0.365, SLG: 0.468										2	0	0	0	0	0	0						
39 Rafael Soriano, R (9, 1)										1	0	0	0	0	0	0						
36 Chuck James, L (1, 1) OBP: 0.190, SLG: 0.105										2	0	0	0	0	0	0						
Tyler Yates, R (8, 1)										0	0	0	0	0	0	0						
Chris Woodward, R (8, PH) OBP: 0.247, SLG: 0.312										1	0	0	0	0	0	0						
Inning Stats	R: 0 E: 0 K: 1 S: 10	H: 0 LOB: 0 BB: 0 P: 13	R: 1 E: 0 K: 1 S: 11	H: 1 LOB: 0 BB: 0 P: 18	R: 0 E: 0 K: 0 S: 7	H: 0 LOB: 1 BB: 1 P: 14	R: 0 E: 0 K: 2 S: 13	H: 1 LOB: 1 BB: 0 P: 16	R: 0 E: 0 K: 1 S: 7	H: 0 LOB: 0 BB: 0 P: 8	R: 0 E: 0 K: 2 S: 7	H: 0 LOB: 0 BB: 0 P: 10	R: 0 E: 0 K: 3 S: 12	H: 1 LOB: 1 BB: 0 P: 19	R: 0 E: 0 K: 1 S: 8	H: 0 LOB: 0 BB: 0 P: 10	R: 0 E: 0 K: 0 S: 8	H: 0 LOB: 0 BB: 0 P: 9	1B: 2 2B: 0 3B: 0 HR: 1	SF: 0 SAC: 0 DP: 0 HBP: 0	WP: 0 PB: 0 SB: 1 CS: 0	PA: 31
PITCHER	IP WLS BF H R ER SO BB IBB HBP BLK WP HR S P ERA WHIP	IP WLS BF H R ER SO BB IBB HBP BLK WP HR S P ERA WHIP	IP WLS BF H R ER SO BB IBB HBP BLK WP HR S P ERA WHIP	IP WLS BF H R ER SO BB IBB HBP BLK WP HR S P ERA WHIP	IP WLS BF H R ER SO BB IBB HBP BLK WP HR S P ERA WHIP	IP WLS BF H R ER SO BB IBB HBP BLK WP HR S P ERA WHIP	IP WLS BF H R ER SO BB IBB HBP BLK WP HR S P ERA WHIP	IP WLS BF H R ER SO BB IBB HBP BLK WP HR S P ERA WHIP	IP WLS BF H R ER SO BB IBB HBP BLK WP HR S P ERA WHIP	IP WLS BF H R ER SO BB IBB HBP BLK WP HR S P ERA WHIP	IP WLS BF H R ER SO BB IBB HBP BLK WP HR S P ERA WHIP	IP WLS BF H R ER SO BB IBB HBP BLK WP HR S P ERA WHIP	IP WLS BF H R ER SO BB IBB HBP BLK WP HR S P ERA WHIP	IP WLS BF H R ER SO BB IBB HBP BLK WP HR S P ERA WHIP	IP WLS BF H R ER SO BB IBB HBP BLK WP HR S P ERA WHIP	IP WLS BF H R ER SO BB IBB HBP BLK WP HR S P ERA WHIP	IP WLS BF H R ER SO BB IBB HBP BLK WP HR S P ERA WHIP	IP WLS BF H R ER SO BB IBB HBP BLK WP HR S P ERA WHIP	IP WLS BF H R ER SO BB IBB HBP BLK WP HR S P ERA WHIP	IP WLS BF H R ER SO BB IBB HBP BLK WP HR S P ERA WHIP	IP WLS BF H R ER SO BB IBB HBP BLK WP HR S P ERA WHIP	IP WLS BF H R ER SO BB IBB HBP BLK WP HR S P ERA WHIP

Chicago Cubs @ Atlanta Braves
Turner Field, Atlanta, GA
Thu Jun 07 2007, 7:35 PM EDT
Att: 32,902 - Partly Cloudy - 86 F

AB 30
R 1
H 3
RBI 1
BB 1
SO 11
LOB 4



Batter	1	2	3	4	5	6	7	8	9	AB	R	H	RBI	BB	SO	LOB	TOP				
12 Alfonso Soriano, R OBP: 0.369, SLG: 0.558										4	1	0	0	0	2	1	Chicago Cubs @ Atlanta Braves Turner Field, Atlanta, GA Sat Jun 09 2007, 7:05 PM EDT Att: 51,816 - Clear - 90 F				
20 Felix Pie, L OBP: 0.316, SLG: 0.463										3	1	1	0	2	1	1					
25 Derrek Lee, R OBP: 0.409, SLG: 0.511										5	2	2	1	0	1	2					
Michael Barrett, R OBP: 0.304, SLG: 0.417										3	0	1	0	1	1	3					
Jacque Jones, L OBP: 0.300, SLG: 0.330										3	1	0	1	1	0	2					
Mark DeRosa, R OBP: 0.349, SLG: 0.450										4	0	3	2	0	0	2					
17 Mike Fontenot, L OBP: 0.333, SLG: 0.500										4	0	1	1	0	0	4					
Cesar Izturis, S OBP: 0.306, SLG: 0.299										4	0	0	0	0	2	3					
Jason Marquis, L 36 Sean Gallagher, R 19 Matt Murton, R 47 Scott Eyre, L 43 Michael Wuerzt, R 2 Ryan Theriot, R										1	0	0	0	0	0	0					
Inning Stats	R: 4 E: 0 K: 1 S: 16	H: 3 LOB: 1 BB: 2 P: 29	R: 0 E: 0 K: 0 S: 4	H: 0 LOB: 0 BB: 0 P: 7	R: 1 E: 1 K: 0 S: 12	H: 2 LOB: 1 BB: 0 P: 18	R: 0 E: 0 K: 3 S: 9	H: 0 LOB: 0 BB: 0 P: 15	R: 0 E: 0 K: 0 S: 3	H: 1 LOB: 1 BB: 0 P: 19	R: 0 E: 0 K: 2 S: 12	H: 1 LOB: 1 BB: 0 P: 18	R: 0 E: 0 K: 0 S: 6	H: 1 LOB: 1 BB: 0 P: 11	R: 0 E: 0 K: 0 S: 9	H: 0 LOB: 1 BB: 1 P: 16	1B: 8 2B: 1 3B: 0 HR: 0	SF: 0 SAC: 0 DP: 2 HBP: 2	WP: 1 PB: 0 SB: 0 CS: 0	PA: 39	
PITCHER	IP WLS BF H R ER SO BB IBB HBP BLK WP HR S P ERA WHIP	IP WLS BF H R ER SO BB IBB HBP BLK WP HR S P ERA WHIP																			
15 Tim Hudson, R ERA: 3.51	(1, 1) 2.0 14 5 5 5 1 1 1 1 0 0 0 26 44 22.50 3.000	58 Peter Moylan, R ERA: 2.43	(3, 1) 3.0 9 0 0 0 3 1 0 0 0 0 0 18 32 0.00 0.333	48 Blaine Boyer, R ERA: 2.25	(6, 1) 1.0 4 1 0 0 1 0 0 0 0 0 1 0 12 19 0.00 1.000	Tyler Yates, R ERA: 3.45	(7, 1) 1.0 4 1 0 0 2 0 0 0 0 0 0 0 12 18 0.00 1.000	39 Rafael Soriano, R ERA: 2.25	(8, 1) 1.0 4 1 0 0 0 0 0 0 0 0 0 0 6 11 0.00 1.000											Bob Wickman, R ERA: 2.66	(9, 1) 1.0 4 0 0 0 0 1 0 0 0 0 0 0 9 16 0.00 1.000

Chicago Cubs @ Atlanta Braves
Turner Field, Atlanta, GA
Sat Jun 09 2007, 7:05 PM EDT
Att: 51,816 - Clear - 90 F

AB	33
R	5
H	8
RBI	5
BB	4
SO	7
LOB	19



Batter	1	2	3	4	5	6	7	8	9	AB	R	H	RBI	BB	SO	LOB	BOTTOM			
2 Kelly Johnson, L OBP: 0.385, SLG: 0.478										4	1	1	1	1	0	2	Chicago Cubs @ Atlanta Braves Turner Field, Atlanta, GA Sat Jun 09 2007, 7:05 PM EDT Att: 51,816 - Clear - 90 F			
Willie Harris, L OBP: 0.482, SLG: 0.522										3	3	2	0	1	0	1				
11 Edgar Renteria, R OBP: 0.382, SLG: 0.515										5	2	3	4	0	1	2				
Andrew Jones, R OBP: 0.330, SLG: 0.441										5	1	2	3	0	1	2				
16 Brian McCann, L OBP: 0.337, SLG: 0.417										2	0	1	1	2	0	0				
7 Jeff Francoeur, R OBP: 0.335, SLG: 0.441										4	0	0	0	0	0	5				
Scott Thorman, L OBP: 0.254, SLG: 0.381										4	1	1	0	0	0	0				
19 Yunel Escobar, R OBP: 0.351, SLG: 0.486										3	1	0	0	1	0	1				
15 Tim Hudson, R 58 Peter Moylan, R 4 Pete Orr, L 48 Blaine Boyer, R Tyler Yates, R Chris Woodward, R 39 Rafael Soriano, R Bob Wickman, R										0	0	0	0	0	0	0				
Inning Stats	R: 2 E: 0 K: 1 S: 16	H: 2 LOB: 1 BB: 1 P: 30	R: 4 E: 1 K: 0 S: 14	H: 3 LOB: 2 BB: 2 P: 26	R: 0 E: 0 K: 0 S: 8	H: 0 LOB: 1 BB: 1 P: 17	R: 2 E: 0 K: 1 S: 12	H: 2 LOB: 0 BB: 0 P: 19	R: 0 E: 0 K: 0 S: 8	H: 0 LOB: 0 BB: 0 P: 12	R: 1 E: 0 K: 0 S: 10	H: 1 LOB: 2 BB: 2 P: 25	R: 0 E: 0 K: 0 S: 7	H: 1 LOB: 0 BB: 0 P: 10	R: 0 E: 0 K: 0 S: 8	H: 1 LOB: 1 BB: 0 P: 12	1B: 6 2B: 3 3B: 0 HR: 2	SF: 0 SAC: 2 DP: 1 HBP: 0	WP: 2 PB: 0 SB: 1 CS: 0	PA: 40
PITCHER	IP WLS BF H R ER SO BB IBB HBP BLK WP HR S P ERA WHIP	IP WLS BF H R ER SO BB IBB HBP BLK WP HR S P ERA WHIP																		
Jason Marquis, R ERA: 3.01	(1, 1) 1.2 13 4 6 2 1 3 0 0 0 0 0 1 26 50 10.80 4.200	36 Sean Gallagher, R ERA: 5.4	(2, 1) 3.1 14 3 2 2 1 1 0 0 0 0 0 1 32 54 5.40 1.200	47 Scott Eyre, L ERA: 7.17	(6, 1) 2.0 9 2 1 1 0 2 0 0 0 0 1 0 17 35 4.50 2.000	43 Michael Wuerzt, R ERA: 3.21	(8, 1) 1.0 4 1 0 0 0 0 0 0 0 0 0 0 8 12 0.00 1.000													

Chicago Cubs @ Atlanta Braves
Turner Field, Atlanta, GA
Sat Jun 09 2007, 7:05 PM EDT
Att: 51,816 - Clear - 90 F

AB	32
R	9
H	10
RBI	9
BB	6
SO	2
LOB	14



Batter	1	2	3	4	5	6	7	8	9	AB	R	H	RBI	BB	SO	LOB	TOP								
12 Alfonso Soriano, R (1.7) OBP: 0.366, SLG: 0.551	F7		G6-3		SF9		IBB		F8	3	0	1	1	0	1		Chicago Cubs @ Atlanta Braves Turner Field, Atlanta, GA Sun Jun 10 2007, 8:05 PM EDT Att: 32,752 - Partly Cloudy - 90 F								
20 Felix Pie, L (1.8) OBP: 0.300, SLG: 0.435	F8		K		G4-3		FC6-4		F8	5	0	0	0	1	4										
25 Derrek Lee, R (1.3) OBP: 0.402, SLG: 0.502	E5			K		F9		G6-3		4	0	0	0	0	1	2									
Michael Barrett, R (1.2) OBP: 0.303, SLG: 0.429	K		G6-3			HR		E5		4	1	1	1	0	1	1									
Jacque Jones, L (1.9) OBP: 0.297, SLG: 0.336		G6-3								2	0	0	0	0	0	0									
13 Will Ohman, L (4.1) ERA: 4.32										0	0	0	0	0	0	0									
43 Michael Wuerz, R (5.1) ERA: 5.10										0	0	0	0	0	0	0									
19 Matt Murton, R (6.9H) OBP: 0.345, SLG: 0.545										1	0	0	0	0	0	0									
Bob Howry, L (8.1) ERA: 8.10										0	0	0	0	0	0	0									
2 Ryan Theriot, R (8.9H) OBP: 0.333, SLG: 0.340										1	0	1	0	0	0	0									
Mark DeRosa, R (1.5) OBP: 0.352, SLG: 0.451	G3-1									4	1	2	0	0	0	0									
17 Mike Fontenot, L (1.4) OBP: 0.311, SLG: 0.305										4	2	2	2	0	1	3									
46 Ryan Dempster, R (8.1) ERA: 8.10	K									0	0	0	0	0	0	0									
Cesar Izturis, S (1.6) OBP: 0.311, SLG: 0.305										4	0	2	0	0	0	3									
30 Ted Lilly, L (1.1) OBP: 0.115, SLG: 0.115										0	0	0	0	0	0	0									
49 Carlos Marmol, R (1.1) ERA: 3.97										0	0	0	0	0	0	0									
29 Angel Pagán, S (4.9) OBP: 0.364, SLG: 0.520										2	0	1	0	0	0	0									
Inning Stats	R: 0 H: 0 E: 0 K: 1 S: 13	H: 0 LOB: 1 BB: 0 P: 17	R: 0 H: 0 E: 0 K: 1 S: 9	H: 0 LOB: 0 BB: 0 P: 13	R: 0 H: 1 E: 0 K: 1 S: 10	H: 1 LOB: 1 BB: 0 P: 14	R: 0 H: 0 E: 0 K: 1 S: 7	H: 0 LOB: 0 BB: 0 P: 13	R: 2 H: 3 E: 0 K: 0 S: 13	H: 3 LOB: 1 BB: 0 P: 16	R: 1 H: 1 E: 0 K: 0 S: 5	H: 1 LOB: 0 BB: 0 P: 6	R: 1 H: 2 E: 0 K: 0 S: 9	H: 2 LOB: 2 BB: 1 P: 18	R: 0 H: 2 E: 1 K: 0 S: 7	H: 2 LOB: 2 BB: 0 P: 8	R: 0 H: 0 E: 0 K: 0 S: 8	H: 0 LOB: 0 BB: 0 P: 11	1B: 6 2B: 0 3B: 1 HR: 2	SF: 1 SAC: 2 DP: 1 HBP: 0	WP: 0 PB: 0 SB: 1 CS: 0	PA: 38			
PITCHER	IP	WLS	BF	H	R	ER	SO	BB	IBB	HBP	BLK	WP	HR	S	P	ERA	WHIP								
38 Buddy Carlyle, R (1.1) ERA: 4.91	6.1		28	7	4	4	4	0	1	0	0	0	2	60	88	5.68	1.105								
Macey McBride, L (7.1) ERA: 7.10	0.1		1	0	0	0	0	0	0	0	0	0	0	1	2	0.00	0.000								
54 Chad Paronto, R (7.1) ERA: 6.43	1.1	W	6	2	0	0	0	0	0	0	0	0	0	12	15	0.00	1.500								
Bob Wickman, R (9.1) ERA: 2.53	1.0	S	3	0	0	0	0	0	0	0	0	0	0	8	11	0.00	0.000								

Batter	1	2	3	4	5	6	7	8	9	AB	R	H	RBI	BB	SO	LOB	BOTTOM								
2 Kelly Johnson, L (1.4) OBP: 0.389, SLG: 0.489	K		HR		K					3	1	1	1	2	2	2	Chicago Cubs @ Atlanta Braves Turner Field, Atlanta, GA Sun Jun 10 2007, 8:05 PM EDT Att: 32,752 - Partly Cloudy - 90 F								
19 Yunel Escobar, R (1.5) OBP: 0.381, SLG: 0.487	K		1B							4	1	2	0	0	1	2									
11 Edgar Renteria, R (1.9) OBP: 0.296, SLG: 0.396			1B							1	0	0	0	0	0	0									
18 Brian McCann, L (6.9H) OBP: 0.340, SLG: 0.477			1B							0	0	0	0	1	0	0									
36 Chuck James, L (8.9H) OBP: 0.190, SLG: 0.100			1B							0	0	0	0	0	0	0									
Bob Wickman, R (9.1) ERA: 2.53			1B							0	0	0	0	0	0	0									
Andrew Jones, R (1.8) OBP: 0.327, SLG: 0.433	G5-3		F9							4	0	0	0	1	0	3									
7 Jeff Francoeur, R (1.9) OBP: 0.332, SLG: 0.437	K		1B							5	0	1	1	0	1	2									
23 Matt Diaz, R (1.7) OBP: 0.347, SLG: 0.450	K2-3		G6-3							4	0	1	0	0	2	2									
Jarrod Saltalamacchia, S (1.2) OBP: 0.367, SLG: 0.473										4	1	3	0	0	0	1									
Scott Thorman, L (1.3) OBP: 0.259, SLG: 0.389	F8									4	1	2	1	0	0	1									
38 Buddy Carlyle, L (1.1) ERA: 4.91										3	0	0	0	0	2	2									
Macey McBride, L (7.1) ERA: 7.10										0	0	0	0	0	0	0									
54 Chad Paronto, R (7.1) ERA: 6.43										0	0	0	0	0	0	0									
Willie Harris, L (8.9H) OBP: 0.467, SLG: 0.527										1	1	1	0	0	0	0									
4 Pete Orr, L (9.5) OBP: 0.229, SLG: 0.217										0	0	0	0	0	0	0									
Inning Stats	R: 0 H: 0 E: 0 K: 2 S: 9	H: 1 LOB: 1 BB: 0 P: 15	R: 0 H: 1 E: 0 K: 2 S: 10	H: 1 LOB: 0 BB: 0 P: 14	R: 2 H: 4 E: 0 K: 0 S: 17	H: 4 LOB: 2 BB: 0 P: 24	R: 0 H: 2 E: 0 K: 2 S: 15	H: 2 LOB: 3 BB: 0 P: 22	R: 0 H: 1 E: 0 K: 0 S: 8	H: 1 LOB: 1 BB: 0 P: 11	R: 0 H: 1 E: 0 K: 1 S: 15	H: 1 LOB: 2 BB: 1 P: 22	R: 0 H: 0 E: 0 K: 1 S: 9	H: 0 LOB: 0 BB: 0 P: 13	R: 3 H: 3 E: 0 K: 0 S: 11	H: 3 LOB: 3 BB: 3 P: 29	1B: 9 2B: 2 3B: 0 HR: 1	SF: 0 SAC: 0 DP: 1 HBP: 2	WP: 3 PB: 0 SB: 2 CS: 0	PA: 41					
PITCHER	IP	WLS	BF	H	R	ER	SO	BB	IBB	HBP	BLK	WP	HR	S	P	ERA	WHIP								
30 Ted Lilly, L (1.1) ERA: 3.96	0.2		5	2	2	2	2	0	0	0	0	1	1	30	43	7.71	2.143								
49 Carlos Marmol, R (1.1) ERA: 3.97	2.1		12	5	2	2	2	0	0	0	0	1	1	30	43	7.71	2.143								
13 Will Ohman, L (4.1) ERA: 4.32	1.0		6	2	0	0	2	0	0	1	0	1	0	15	22	0.00	2.000								
43 Michael Wuerz, R (5.1) ERA: 5.10	1.0		4	1	0	0	0	0	0	0	0	0	0	8	11	0.00	1.000								
Bob Howry, R (6.1) ERA: 6.10	2.0	H	8	1	0	0	2	1	0	0	0	0	0	24	35	0.00	1.000								
46 Ryan Dempster, R (8.1) ERA: 4.08	1.0		8	3	3	3	0	1	2	0	0	1	0	11	29	27.00	4.000								



Batter	1	2	3	4	5	6	7	8	9	AB	R	H	RBI	BB	SO	LOB	TOP										
Craig Biggio, R (1,4) OBP: 0.266, SLG: 0.368	1-3 K		2-3 K			2-2 P4		3-1 F7		4	0	0	0	0	2	2											
9 Hunter Pence, R (1,8) OBP: 0.381, SLG: 0.591	3-2 F9		3-3 K			1-0 F9			1-0 F8	4	0	0	0	0	1	1											
17 Lance Berkman, S (1,9) OBP: 0.383, SLG: 0.381	3-2 G4-3			2-0 G4-3			3-2 45 G6-4-3 1B		4-2 45 G6-3 BB	3	0	1	0	1	0	0											
45 Carlos Lee, R (1,7) OBP: 0.344, SLG: 0.515		0-1 F8		2-3 K		1-0 G6-4-3			0-0 G6-3	4	0	0	0	0	1	2											
Mark Loretta, R (1,5) OBP: 0.381, SLG: 0.388 (8,6)		2-2 G4-3 HBP		1-3 K		0-1 F9				2	0	0	0	0	1	0											
Mike Lamb, L (1,3) OBP: 0.342, SLG: 0.390		3-2 G4-3			2-2 G6-3			4-0 1B BB		2	1	0	0	1	0	1											
28 Adam Everett, R (1,6) Luke Scott, L (8, PH) OBP: 0.333, SLG: 0.475 Morgan Ensberg, R (8, FR) OBP: 0.322, SLG: 0.385 (8,5)		0-3 K			3-2 F8			0-1 FC5-4 1B		2	0	0	0	0	1	1	AB 27										
Brad Ausmus, R (1,2) OBP: 0.331, SLG: 0.327			1-0 SH1-4 1B		3-2 G4-3			0-2 FC5-4		3	0	1	0	0	0	1	R 1										
Woody Williams, R (1,1) OBP: 0.138, SLG: 0.241 Orlando Palmeiro, L (8, PH) OBP: 0.327, SLG: 0.234 Dan Wheeler, R (8,1)			0-0 SH1-4		2-3 K			2-3 K		1	0	0	0	0	1	0	H 3										
Inning Stats	R: 0 E: 0 K: 1 S: 12	H: 0 LOB: 0 BB: 0 P: 19	R: 0 E: 0 K: 1 S: 11	H: 0 LOB: 1 BB: 0 P: 16	R: 0 E: 0 K: 2 S: 10	H: 1 LOB: 1 BB: 0 P: 16	R: 0 E: 0 K: 2 S: 8	H: 0 LOB: 0 BB: 0 P: 13	R: 0 E: 0 K: 0 S: 12	H: 0 LOB: 0 BB: 0 P: 20	R: 0 E: 0 K: 1 S: 8	H: 0 LOB: 0 BB: 0 P: 13	R: 0 E: 0 K: 0 S: 6	H: 1 LOB: 0 BB: 0 P: 10	R: 1 E: 1 K: 1 S: 12	H: 1 LOB: 1 BB: 1 P: 21	R: 0 E: 0 K: 0 S: 4	H: 0 LOB: 0 BB: 1 P: 9	1B: 3 2B: 0 3B: 0 HR: 0	SF: 0 SAC: 1 DP: 2 HBP: 1	WP: 0 PB: 0 SB: 0 CS: 0	PA: 31					
PITCHER	IP	WLS	BF	H	R	ER	SO	BB	IBB	HBP	BLK	WP	HR	S	P	ERA	WHIP										
38 Carlos Zambrano, R (1,1) ERA: 4.89	8.0	W	28	3	1	0	8	1	0	1	0	0	0	79	128	0.00	0.500										
46 Ryan Dempster, R (9,1) ERA: 3.94	1.0	S	3	0	0	0	0	1	0	0	0	0	0	4	9	0.00	1.000										

Houston Astros @ Chicago Cubs
Wrigley Field, Chicago, IL
Mon Jun 11 2007, 7:05 PM CDT
Att: 37,947 - Clear - 75 F

AB	27
R	1
H	3
RBI	0
BB	2
SO	8
LOB	9



Batter	1	2	3	4	5	6	7	8	9	AB	R	H	RBI	BB	SO	LOB	BOTTOM										
12 Alfonso Soriano, R (1,7) OBP: 0.360, SLG: 0.542	0-2 P6		1-0 P6			2-1 F8		1-0 F9		4	0	0	0	0	0	0											
20 Felix Pie, L (1,8) OBP: 0.301, SLG: 0.425	1-0 P3		4-0 S BB			3-2 F7				2	0	0	0	1	0	0											
25 Derrek Lee, R (1,3) OBP: 0.402, SLG: 0.498	1-3 K		1-3 SAFE K			4-2 L3 BB				2	0	0	0	1	2	1											
Jacque Jones, L (1,9) OBP: 0.293, SLG: 0.321		0-2 K	3-2 F7			1-2 L3				3	0	0	0	0	1	2											
Mark DeRosa, R (1,5) OBP: 0.347, SLG: 0.444		2-2 F7		0-0 G6-3			1-0 F8			3	0	0	0	0	0	0											
17 Mike Fontenot, L (1,4) OBP: 0.482, SLG: 1.000		2-1 2 1B		1-3 K			0-1 2 G1-6-3 1B			3	1	2	0	0	1	0											
2 Ryan Theriot, R (1,6) OBP: 0.333, SLG: 0.347		1-1 2H 1B		3-2 G6-3			0-0 G1-6-3			3	0	1	1	0	0	1											
Koyie Hill, S (1,2) OBP: 0.176, SLG: 0.067		1-0 G3-1			1-1 G4-3			1-1 F7		3	0	0	0	0	0	1											
38 Carlos Zambrano, S (1,1) OBP: 0.310, SLG: 0.552 29 Angel Pagán, S (8, PH) OBP: 0.357, SLG: 0.510 46 Ryan Dempster, R (9,1)			1-1 HR		0-3 K			1-2 F8		2	1	1	1	0	1	0	AB 26										
Inning Stats	R: 0 E: 0 K: 1 S: 7	H: 2 LOB: 1 BB: 0 P: 9	R: 1 E: 0 K: 1 S: 11	H: 1 LOB: 1 BB: 0 P: 17	R: 1 E: 0 K: 1 S: 9	H: 1 LOB: 1 BB: 1 P: 19	R: 0 E: 0 K: 1 S: 7	H: 0 LOB: 0 BB: 0 P: 11	R: 0 E: 0 K: 1 S: 7	H: 0 LOB: 0 BB: 0 P: 10	R: 0 E: 0 K: 0 S: 10	H: 0 LOB: 0 BB: 1 P: 18	R: 0 E: 0 K: 0 S: 4	H: 1 LOB: 0 BB: 0 P: 5	R: 0 E: 0 K: 0 S: 6	H: 0 LOB: 0 BB: 0 P: 9	R: 0 E: 0 K: 0 S: 4	H: 0 LOB: 0 BB: 0 P: 9	1B: 2 2B: 2 3B: 0 HR: 1	SF: 0 SAC: 0 DP: 2 HBP: 0	WP: 0 PB: 0 SB: 1 CS: 0	PA: 28					
PITCHER	IP	WLS	BF	H	R	ER	SO	BB	IBB	HBP	BLK	WP	HR	S	P	ERA	WHIP										
Woody Williams, R (1,1) ERA: 5.51	7.0	L	25	4	2	2	5	2	0	0	0	0	0	55	89	2.57	0.857										
Dan Wheeler, R (8,1) ERA: 5.22	1.0		3	0	0	0	0	0	0	0	0	0	0	6	9	0.00	0.000										

Houston Astros @ Chicago Cubs
Wrigley Field, Chicago, IL
Mon Jun 11 2007, 7:05 PM CDT
Att: 37,947 - Clear - 75 F

AB	26
R	2
H	4
RBI	2
BB	2
SO	5
LOB	5



Batter	1	2	3	4	5	6	7	8	9	10	11	12	13	AB	R	H	RBI	BB	SO	LOB	TOP						
51 Ichiro Suzuki, L OBP: 0.369, SLG: 0.444	G4-3	F8		FC5-4			2B		K			P6	1B	6	0	1	0	1	1	2							
4 Jose Lopez, R Jason Davis, R			G5-3		P6							K	1B	3	0	1	0	2	0	0							
59 Eric O'Flaherty, L Jamie Burke, R 20 J.J. Putz, R	1B	BB					BB		1B				FC6-4	1B	0	0	0	0	0	0							
Jose Guillen, R OBP: 0.337, SLG: 0.432				HR	F9				G1-3				FC6-4	6	1	2	1	1	1	6							
Raul Ibanez, L OBP: 0.346, SLG: 0.441				F7			G1-3					F8		6	0	1	0	0	1	3							
Richie Sexson, R OBP: 0.291, SLG: 0.383				G4-3			F7		K				G6-3	6	0	0	0	0	2	3							
2 Kenji Johjima, R OBP: 0.360, SLG: 0.527					G5-3		G5-3						G5-3	6	2	3	0	0	1	0							
29 Adrián Beltré, R Jose Vidro, S																											
7 Yuniesky Betancourt, R OBP: 0.324, SLG: 0.423																											
56 Jarrod Washburn, L Jason Green, R 35 Brandon Morrow, R George Sherrill, L Ben Bourjouis, L 16 Willie Crawford, R																											
Inning Stats	R: 0 E: 1 K: 2 S: 16	H: 1 LOB: 2 BB: 1 P: 22	R: 1 E: 0 K: 1 S: 11	H: 2 LOB: 1 BB: 0 P: 18	R: 1 E: 0 K: 0 S: 7	H: 1 LOB: 0 BB: 0 P: 8	R: 1 E: 0 K: 0 S: 8	H: 2 LOB: 1 BB: 0 P: 11	R: 0 E: 0 K: 1 S: 5	H: 2 LOB: 2 BB: 0 P: 20	R: 0 E: 0 K: 1 S: 3	H: 0 LOB: 0 BB: 0 P: 10	R: 0 E: 0 K: 1 S: 8	H: 0 LOB: 1 BB: 1 P: 14	R: 2 E: 0 K: 1 S: 14	H: 3 LOB: 3 BB: 2 P: 30	1B: 9 2B: 4 3B: 0 HR: 1	SF: 0 SAC: 0 DP: 1 HBP: 0	W/P: 0 PB: 0 SB: 0 CS: 0	PA: 57							
PITCHER	IP: 6.2 ERA: 2.81	WLS: 28 ERA: 1.35	H: 8 ER: 3	R: 3 ER: 3	SO: 4	BB: 1 IBB: 0	HBP: 0 BLK: 1	WP: 0 HR: 1	P: 60 P: 83	ERA: 4.05 WHIP: 1.350	36 Sean Gallagher, R ERA: 4.91	IP: 0.1 WLS: 1	H: 0 ER: 0	R: 0 ER: 0	SO: 0	BB: 0 IBB: 0	HBP: 0 BLK: 0	WP: 0 HR: 0	S: 3 P: 4	ERA: 0.00 WHIP: 0.000							
53 Rich Hill, L 49 Carlos Marmol, R 46 Ryan Dempster, R Bob Howry, R 13 Will Ohman, L																											
Batter	1	2	3	4	5	6	7	8	9	10	11	12	13	AB	R	H	RBI	BB	SO	LOB	BOTTOM						
12 Alfonso Soriano, R 29 Angel Pagan, S Bob Howry, L 38 Carlos Zambrano, S 13 Will Ohman, L 36 Sean Gallagher, R																											
25 Derrek Lee, R Michael Barrett, R Mark DeRosa, R																											
19 Matt Murton, R 15 Cliff Floyd, L 46 Ryan Dempster, R Jacque Jones, L																											
2 Ryan Theriot, R Cesar Izturis, S 49 Carlos Marmol, R 20 Felix Pie, L																											
53 Rich Hill, L 17 Mike Fontenot, L																											
Inning Stats	R: 2 E: 0 K: 1 S: 17	H: 3 LOB: 3 BB: 2 P: 29	R: 0 E: 0 K: 1 S: 5	H: 0 LOB: 0 BB: 0 P: 7	R: 0 E: 0 K: 1 S: 9	H: 1 LOB: 1 BB: 0 P: 13	R: 0 E: 0 K: 0 S: 7	H: 0 LOB: 1 BB: 2 P: 16	R: 0 E: 0 K: 0 S: 10	H: 1 LOB: 1 BB: 1 P: 19	R: 0 E: 0 K: 1 S: 8	H: 1 LOB: 0 BB: 0 P: 14	R: 1 E: 2 K: 2 S: 18	H: 3 LOB: 3 BB: 1 P: 34	R: 0 E: 0 K: 0 S: 12	H: 0 LOB: 1 BB: 1 P: 19	R: 0 E: 0 K: 2 S: 9	H: 0 LOB: 0 BB: 0 P: 11	R: 0 E: 0 K: 2 S: 13	H: 0 LOB: 0 BB: 0 P: 20	R: 0 E: 0 K: 1 S: 15	H: 2 LOB: 3 BB: 1 P: 24	1B: 9 2B: 4 3B: 0 HR: 0	SF: 0 SAC: 0 DP: 3 HBP: 0	W/P: 0 PB: 0 SB: 1 CS: 0	PA: 56	
PITCHER	IP: 6.0 ERA: 3.87	WLS: 26 ERA: 2.89	H: 5 ER: 2	R: 2 ER: 2	SO: 4	BB: 5 IBB: 0	HBP: 0 BLK: 0	WP: 0 HR: 0	P: 57 P: 94	ERA: 3.00 WHIP: 1.667	59 Eric O'Flaherty, L 20 J.J. Putz, R	IP: 2.2 WLS: 9	H: 1 ER: 0	R: 0 ER: 0	SO: 4	BB: 0 IBB: 0	HBP: 0 BLK: 0	WP: 0 HR: 0	S: 29 P: 41	ERA: 0.00 WHIP: 0.375							

Seattle Mariners @ Chicago Cubs
Wrigley Field, Chicago, IL
Tue Jun 12 2007, 7:05 PM CDT
Att. 40,071 - Clear - 70 F

AB 52
R 5
H 14
RBI 4
BB 5
SO 9
LOB 24



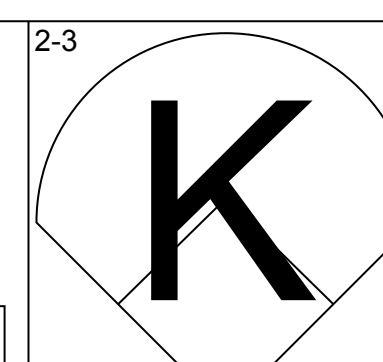
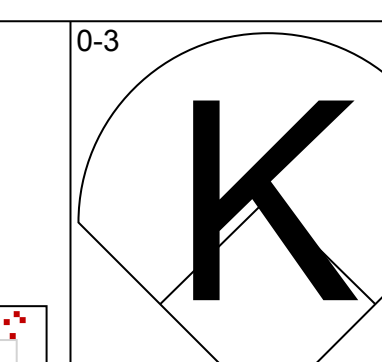
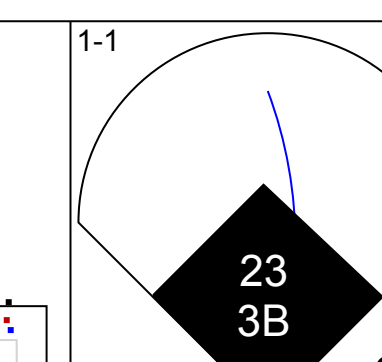
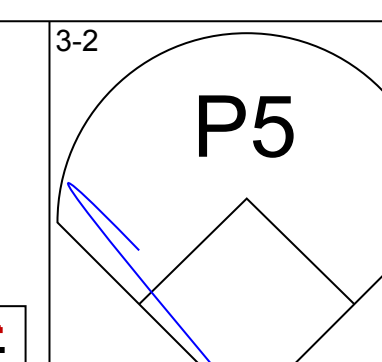
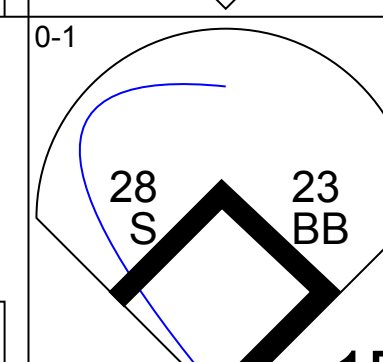
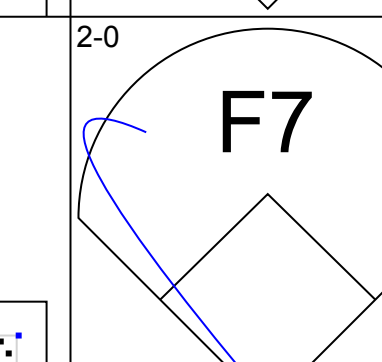
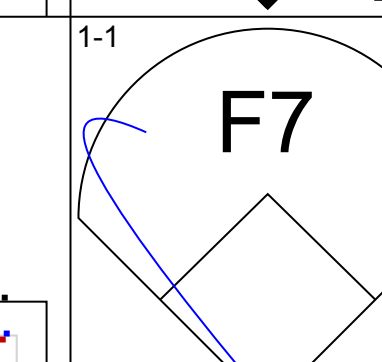
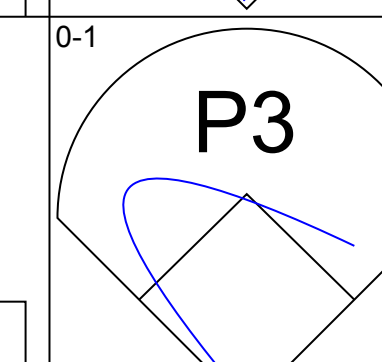
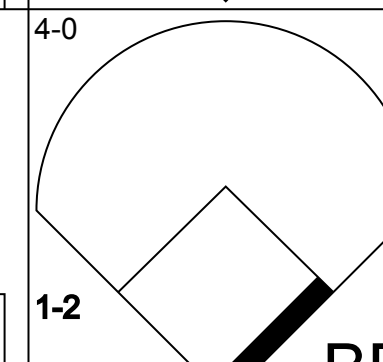
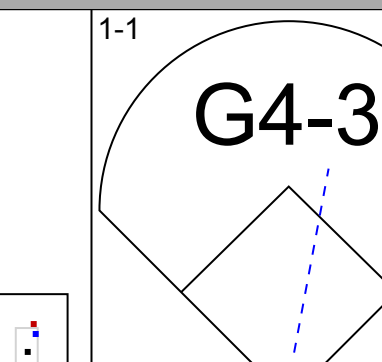
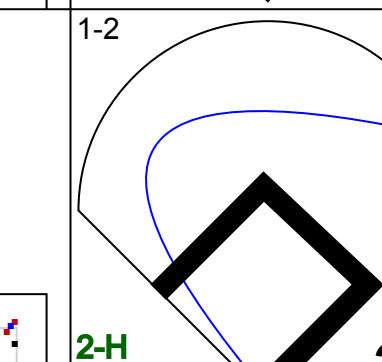
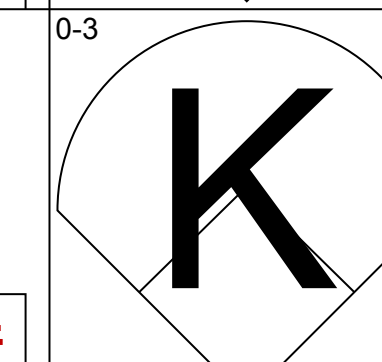
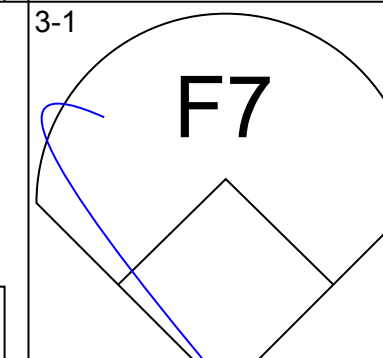
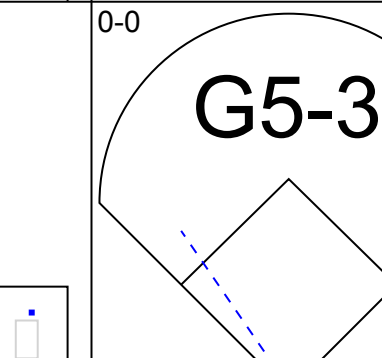
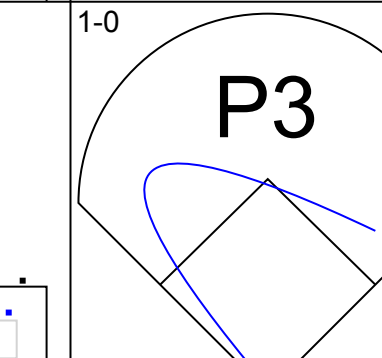
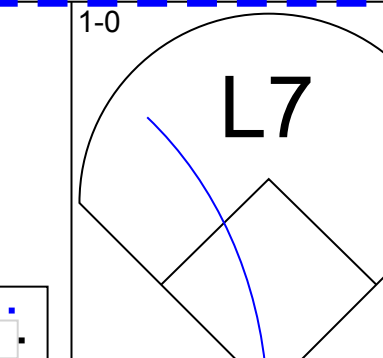
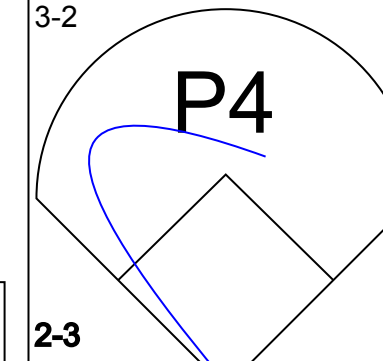
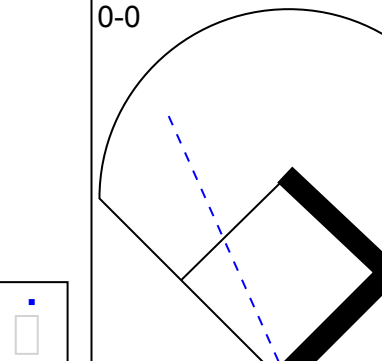
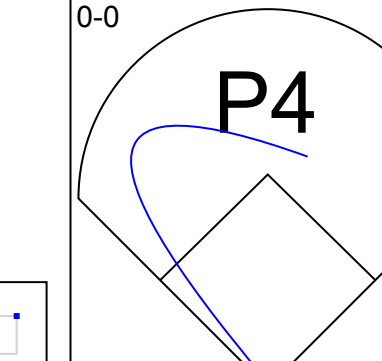
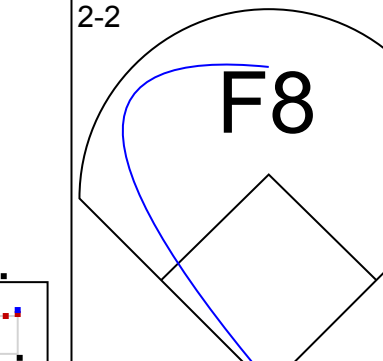
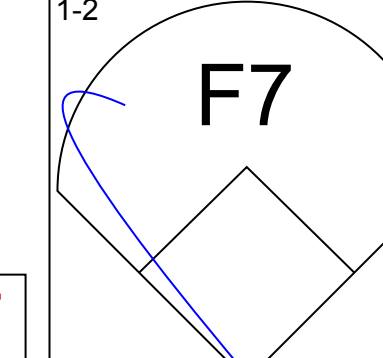
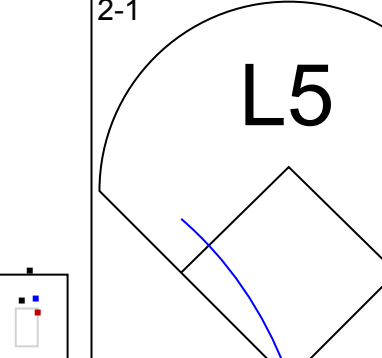
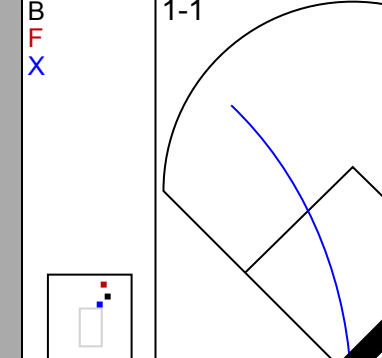
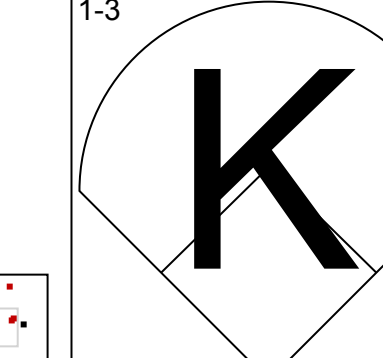
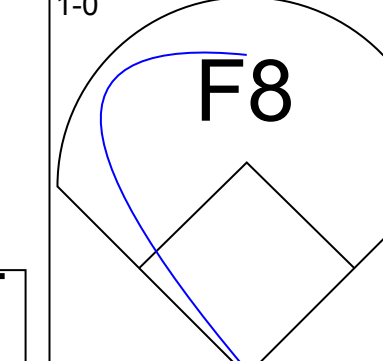
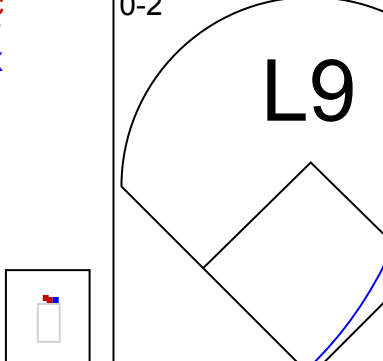
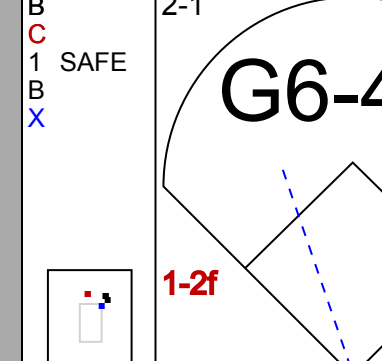
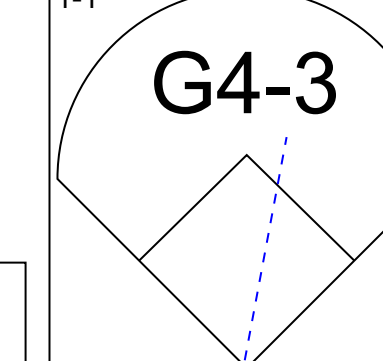
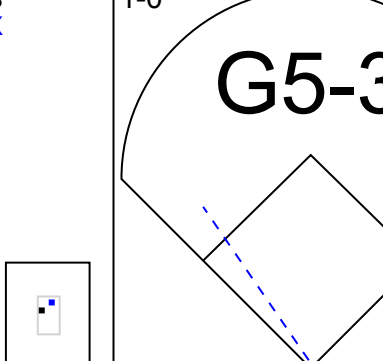
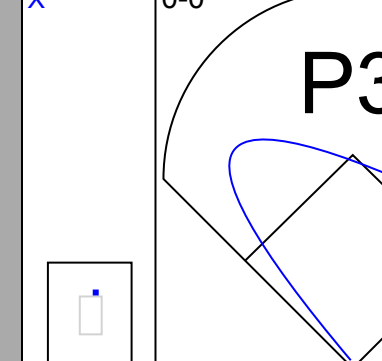
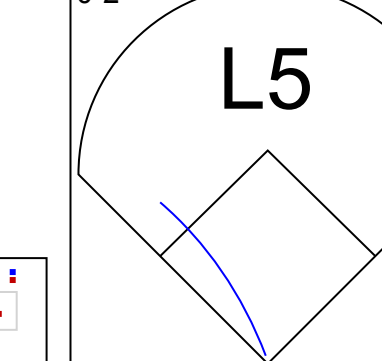
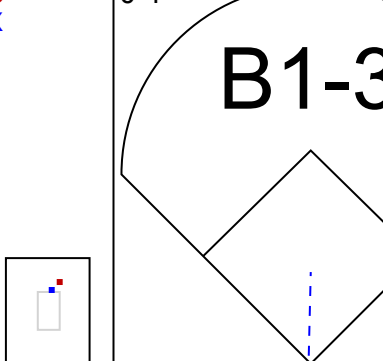
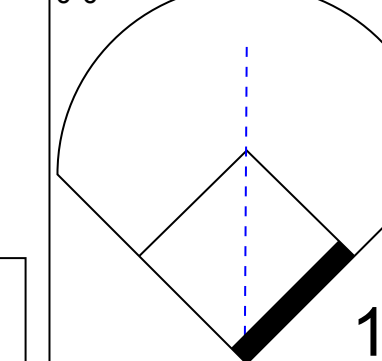
BOTTOM

Seattle Mariners @ Chicago Cubs
Wrigley Field, Chicago, IL
Tue Jun 12 2007, 7:05 PM CDT
Att. 40,071 - Clear - 70 F

AB 48
R 3
H 12
RBI 3
BB 8
SO 12
LOB 30

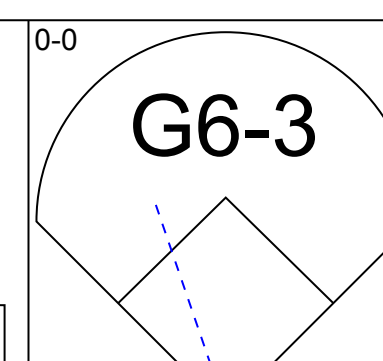
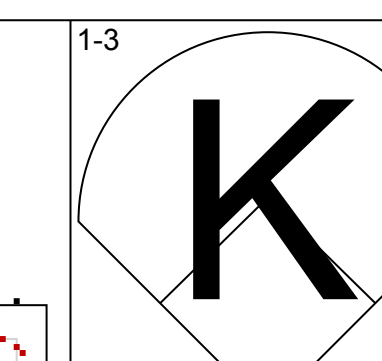
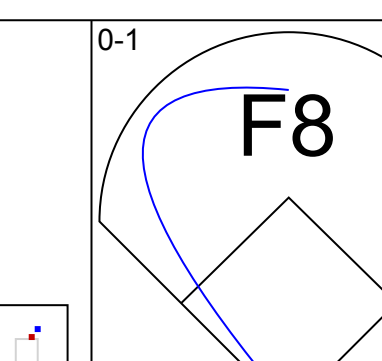
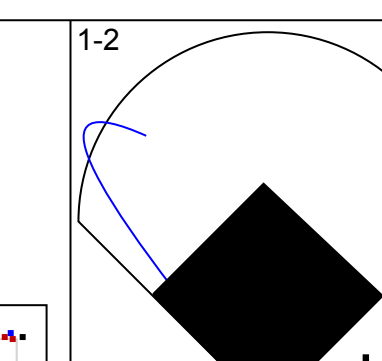
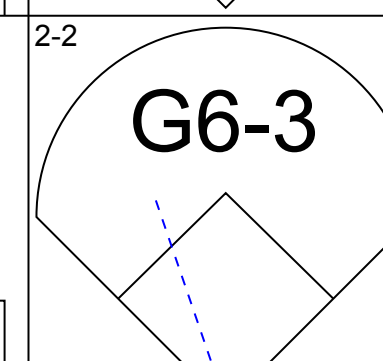
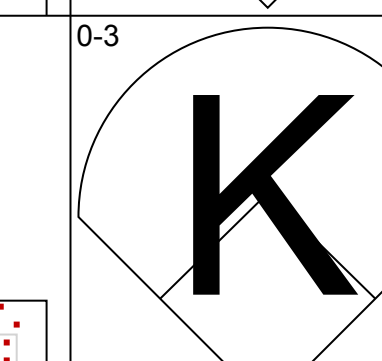
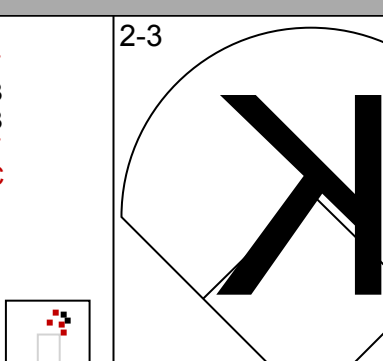
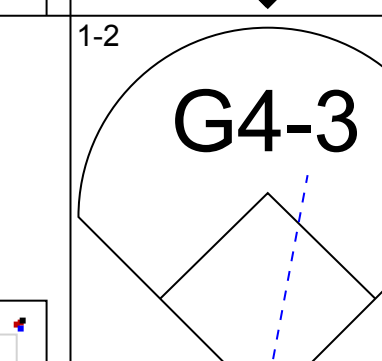
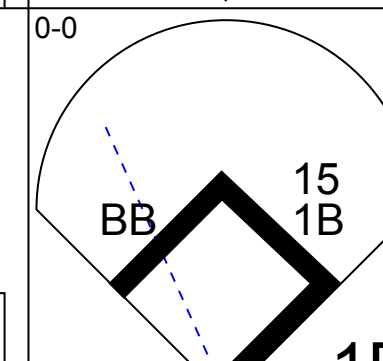
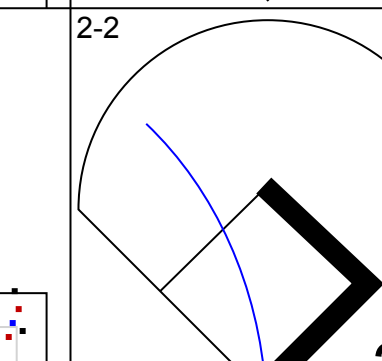
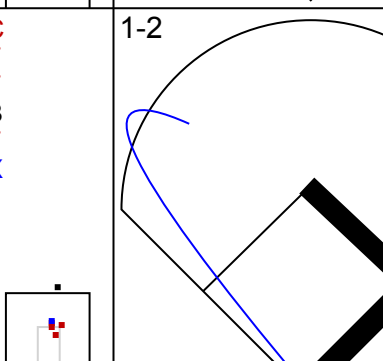
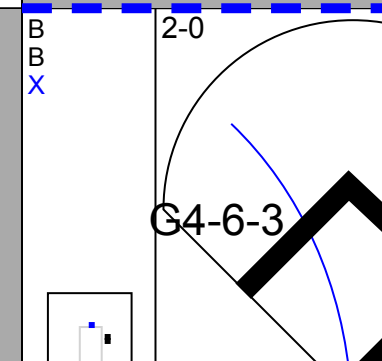
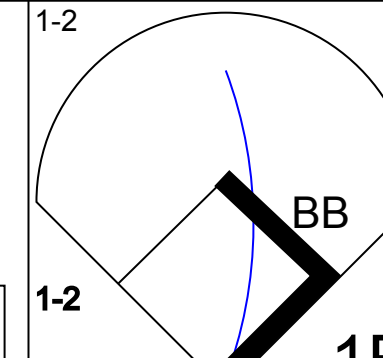
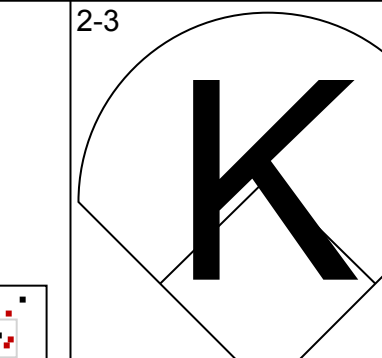
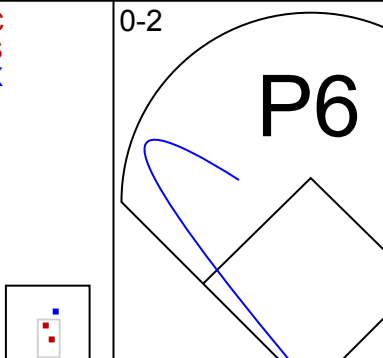
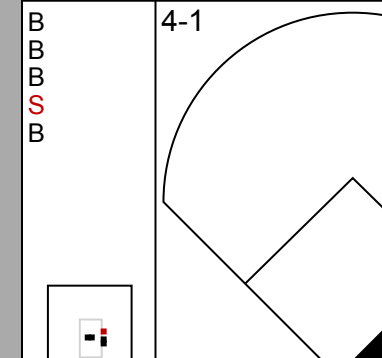
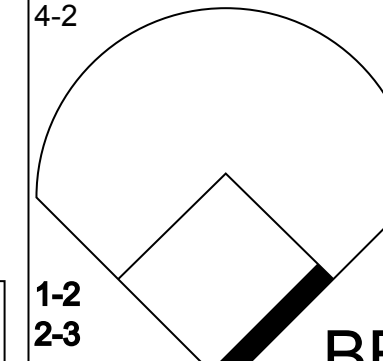
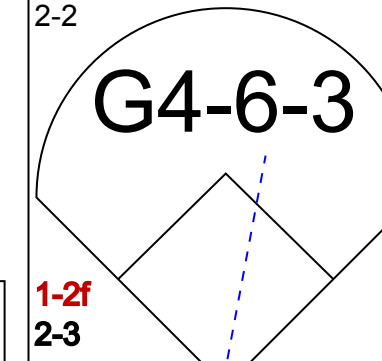
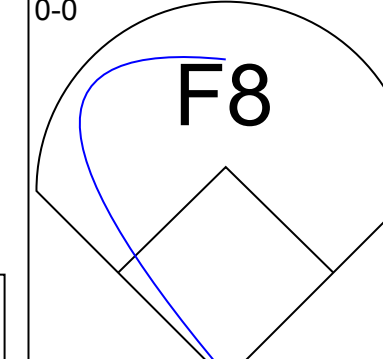
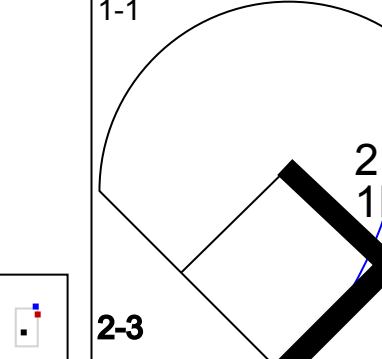

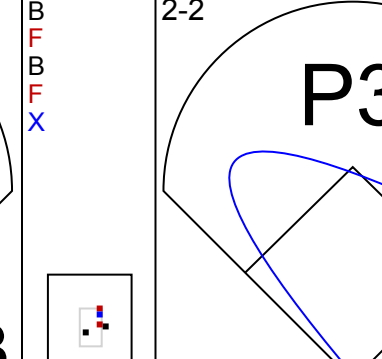

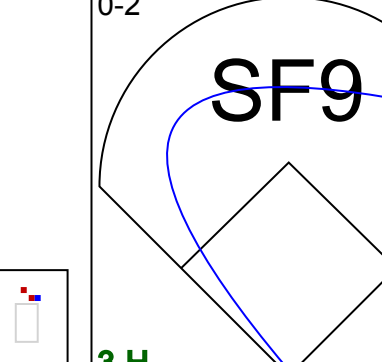

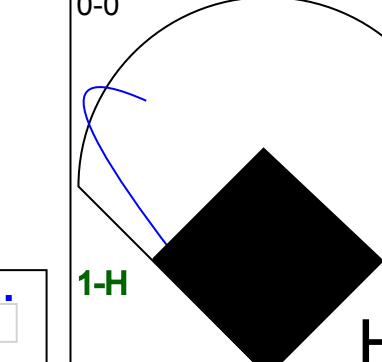

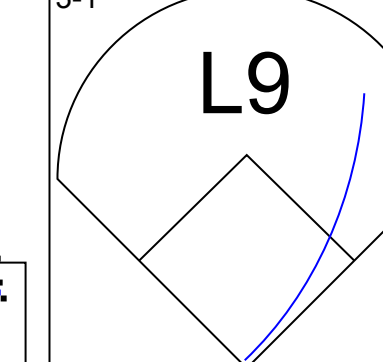
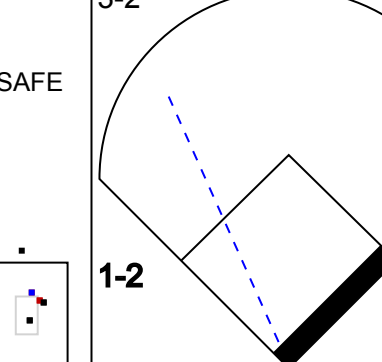
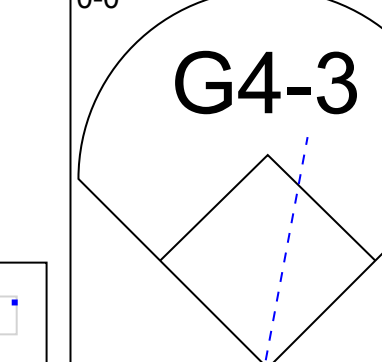
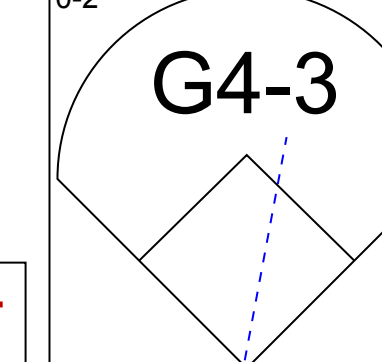
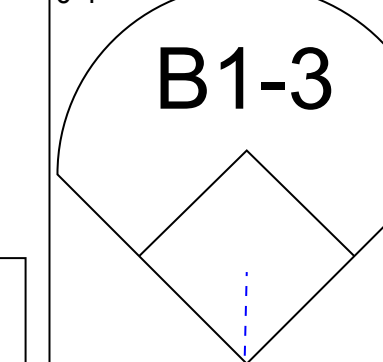
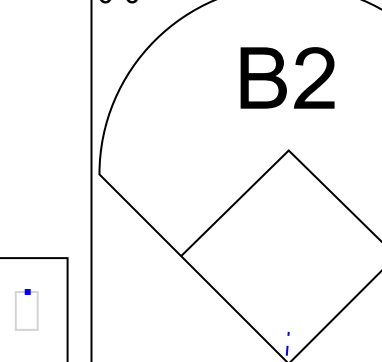

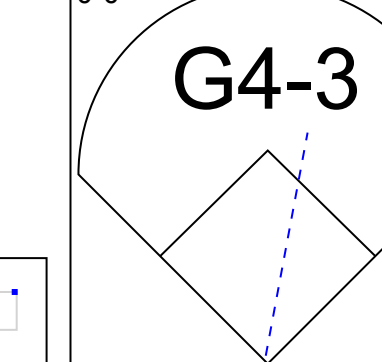
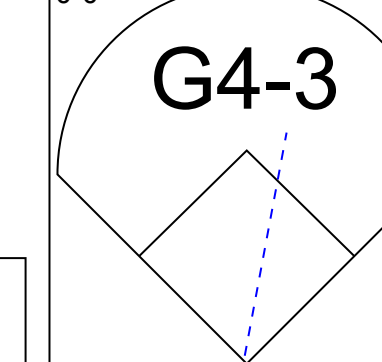
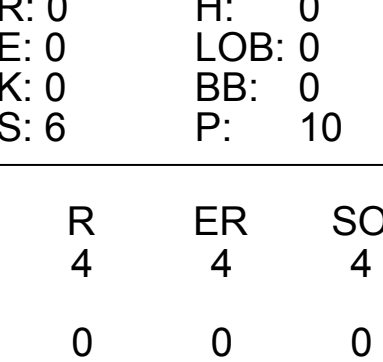
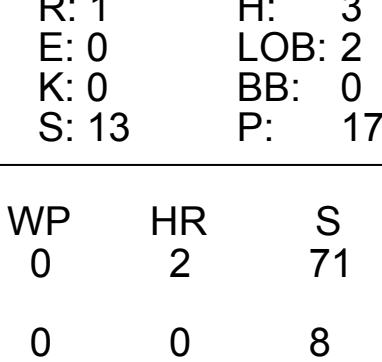
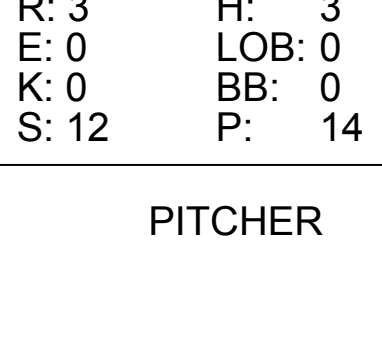
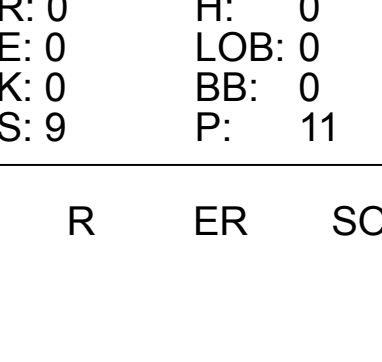


Batter	1	2	3	4	5	6	7	8	9	AB	R	H	RBI	BB	SO	LOB	TOP										
51 Ichiro Suzuki, L (1,8) OBP: 0.396, SLG: 0.455	F7		G6-3			4 E 2B BB		4 SH1-3 1B		3	1	1	0	1	0	1	Seattle Mariners @ Chicago Cubs Wrigley Field, Chicago, IL Thu Jun 14 2007, 1:20 PM CDT Att: 39,846 - Sunny - 81 F										
4 Jose Lopez, R (1,4) OBP: 0.328, SLG: 0.424	G5-3			K		E5 2B		SH1-3		3	1	0	0	0	1	1											
Jose Guillen, R (1,9) OBP: 0.339, SLG: 0.425	K			F7		2B BB		BB		2	1	0	0	2	1	0											
Raul Ibanez, L (1,7) OBP: 0.339, SLG: 0.434		G3-1		F8		2B		L9		4	0	1	3	0	0	2											
Richie Sexson, R (1,3) Sean Green, R (8,1)	G5-3			K		G5-3		F8		4	0	0	0	0	1	3											
7 Yuniesky Betancourt, R (1,6) OBP: 0.319, SLG: 0.414	K			G5-3		G5-3				4	0	0	0	0	2	1											
16 Willie Bloomquist, R (1,5) OBP: 0.292, SLG: 0.269			G6-3			K		K		4	0	0	0	0	3	0											
Jamie Burke, R (1,2) OBP: 0.478, SLG: 0.537						G5-3		K		3	0	1	0	0	1	0											
2 Kenji Johjima, R (9,PH) OBP: 0.355, SLG: 0.516						36 SH3 2B		G6-3		1	0	0	0	0	0	0											
36 Jeff Weaver, R (1,1) Jason Ellison, R (7,PH) George Sherrill, L (7,1) 35 Brandon Morrow, R (8,1) Ben Broussard, L (8,3) OBP: 0.329, SLG: 0.426						SH3		51 BB 4 E HBP		0	1	0	0	0	0	0											
Inning Stats	R: 0 E: 0 K: 1 S: 7	H: 0 LOB: 0 BB: 0 P: 12	R: 0 E: 0 K: 1 S: 7	H: 0 LOB: 0 BB: 0 P: 9	R: 0 E: 0 K: 0 S: 8	H: 1 LOB: 1 BB: 0 P: 11	R: 0 E: 0 K: 1 S: 6	H: 0 LOB: 0 BB: 0 P: 11	R: 0 E: 0 K: 2 S: 7	H: 0 LOB: 0 BB: 0 P: 10	R: 4 E: 1 K: 0 S: 12	H: 1 LOB: 1 BB: 2 P: 28	R: 0 E: 0 K: 3 S: 9	H: 0 LOB: 0 BB: 0 P: 12	R: 0 E: 0 K: 0 S: 10	H: 1 LOB: 2 BB: 1 P: 19	R: 0 E: 0 K: 2 S: 8	H: 0 LOB: 0 BB: 0 P: 10	1B: 1 2B: 2 3B: 0 HR: 0	SF: 0 SAC: 2 DP: 0 HBP: 1	WP: 0 PB: 0 SB: 0 CS: 0	PA: 35					
PITCHER	IP	WLS	BF	H	R	ER	SO	BB	IBB	HBP	BLK	WP	HR	S	P	ERA	WHIP										
Jason Marquis, R (1,1) ERA: 3.14	5.1		22	2	4	3	5	2	0	1	0	0	0	45	77	5.06	0.750										
43 Michael Wuerz, R (6,1) ERA: 3.03	0.2		2	0	0	0	0	0	0	0	0	0	0	2	4	0.00	0.000										
49 Carlos Marmol, R (7,1) ERA: 1.23	1.1		6	1	0	0	3	1	0	0	0	0	0	12	20	0.00	1.500										
50 Clay Rapada, L (8,1) ERA: 3.9	0.1		1	0	0	0	0	0	0	0	0	0	0	5	7	0.00	0.000										
Bob Howry, R (8,1) ERA: 3.9	1.1	W	4	0	0	0	2	0	0	0	0	0	0	10	14	0.00	0.000										
Batter	1	2	3	4	5	6	7	8	9	AB	R	H	RBI	BB	SO	LOB	BOTTOM										
12 Alfonso Soriano, R (1,7) OBP: 0.353, SLG: 0.522	20 3B 2B			G4-3		F7		K		5	1	2	0	0	1	5	Seattle Mariners @ Chicago Cubs Wrigley Field, Chicago, IL Thu Jun 14 2007, 1:20 PM CDT Att: 39,846 - Sunny - 81 F										
20 Felix Pie, L (1,8) OBP: 0.314, SLG: 0.433	15 1B 2H		F9		G4-3		F8		G6-3	5	1	1	1	0	0	3											
25 Derrek Lee, R (1,3) OBP: 0.407, SLG: 0.496	P4			K		F8		F7		4	0	0	0	0	1	1											
15 Cliff Floyd, L (1,9) Bob Howry, L (8,1)	17 3B 1B			G5-3 1B		FC6-4 1B		K		4	1	3	1	0	1	0											
Mark DeRosa, R (1,5) OBP: 0.356, SLG: 0.447	F7			FC6-4 1B		FC6-4 1B		SH5-4 2B BB		3	1	1	0	1	0	2											
17 Mike Fontenot, L (1,4) OBP: 0.440, SLG: 0.792			G5-3					SH5-4 2B BB		3	1	1	1	1	0	2											
Koyie Hill, S (1,2) OBP: 0.280, SLG: 0.227	F7			FC1-5-6 2B		1B WP BB		SH5-4 2B BB		2	0	1	0	1	0	1											
Cesar Izturis, S (1,6) OBP: 0.310, SLG: 0.310		G3		L8				2B 1B		4	0	2	2	0	0	1											
Jason Marquis, L (1,1) ERA: 3.14 43 Michael Wuerz, R (6,1) ERA: 3.03 Jacque Jones, L (6,PH) ERA: 1.99 49 Carlos Marmol, R (7,1) ERA: 1.23 50 Clay Rapada, R (8,1) ERA: 3.9 29 Angel Pagan, S (8,9) OBP: 0.371, SLG: 0.516				FC1-5-6 2B				SH5-4 2B BB		2	0	0	0	0	1	1											
Inning Stats	R: 3 E: 0 K: 0 S: 13	H: 4 LOB: 1 BB: 0 P: 19	R: 0 E: 0 K: 1 S: 14	H: 1 LOB: 1 BB: 0 P: 18	R: 0 E: 0 K: 1 S: 14	H: 2 LOB: 1 BB: 0 P: 19	R: 0 E: 0 K: 0 S: 7	H: 1 LOB: 1 BB: 0 P: 9	R: 0 E: 0 K: 0 S: 9	H: 1 LOB: 1 BB: 0 P: 14	R: 0 E: 0 K: 0 S: 12	H: 1 LOB: 2 BB: 1 P: 20	R: 0 E: 0 K: 1 S: 10	H: 0 LOB: 0 BB: 0 P: 14	R: 2 E: 0 K: 1 S: 14	H: 2 LOB: 2 BB: 2 P: 28		R: 0 E: 0 K: 1 S: 8	H: 0 LOB: 0 BB: 0 P: 10	1B: 7 2B: 3 3B: 2 HR: 0	SF: 0 SAC: 1 DP: 1 HBP: 0	WP: 1 PB: 0 SB: 0 CS: 0	PA: 38				
PITCHER	IP	WLS	BF	H	R	ER	SO	BB	IBB	HBP	BLK	WP	HR	S	P	ERA	WHIP										
36 Jeff Weaver, R (1,1) ERA: 10.97	6.0		28	10	3	3	2	1	0	0	0	0	0	69	99	4.50	1.833										
George Sherrill, L (7,1) ERA: 1.99	1.0	H	3	0	0	0	1	0	0	0	0	0	0	10	14	0.00	0.000										
35 Brandon Morrow, R (8,1) ERA: 2.49	0.1	L	5	2	2	2	0	2	0	0	0	0	0	6	17	54.00	12.000										
Sean Green, R (8,1) ERA: 2.79	0.2		2	0	0	0	1	0	0	0	0	0	0	8	11	0.00	0.000										

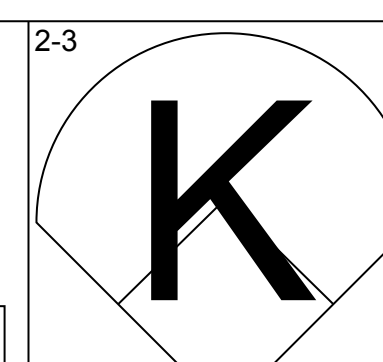
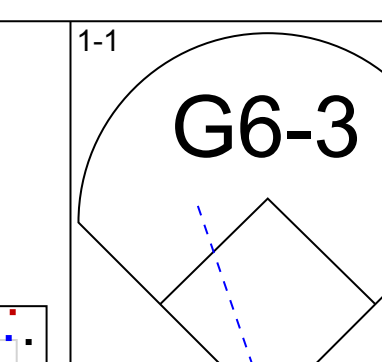
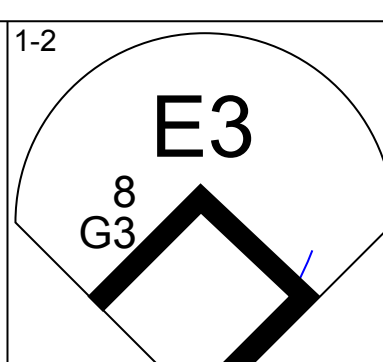
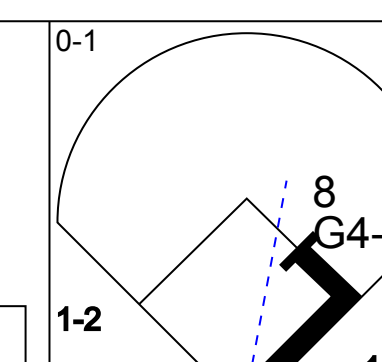
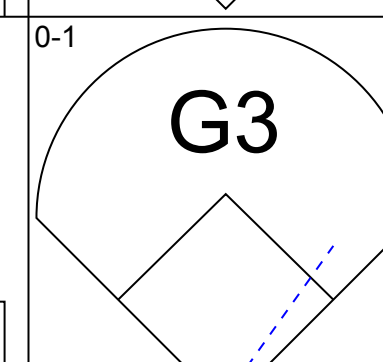
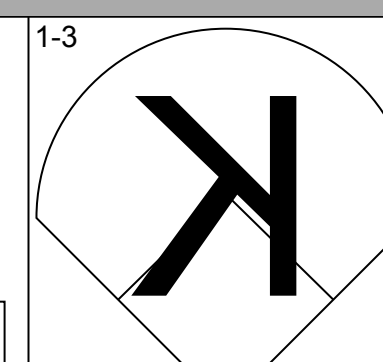
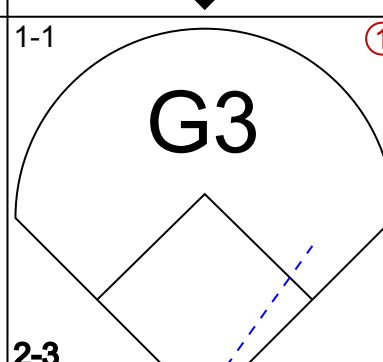
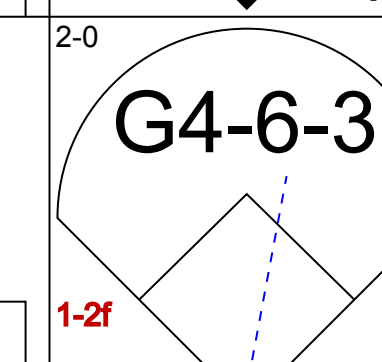
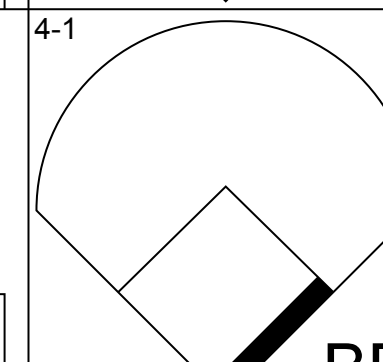
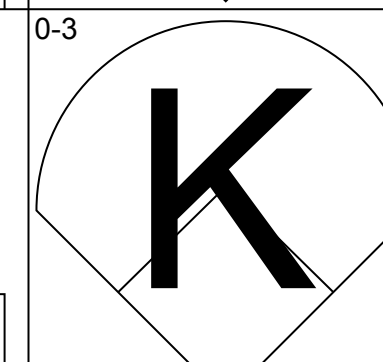
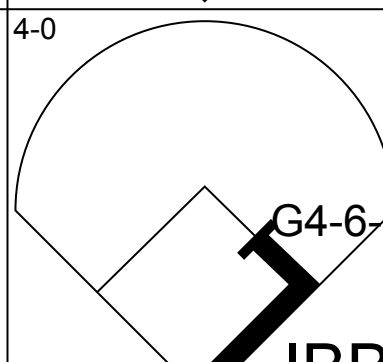
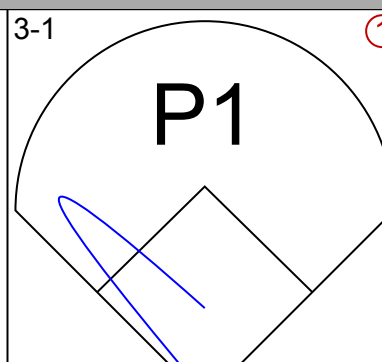
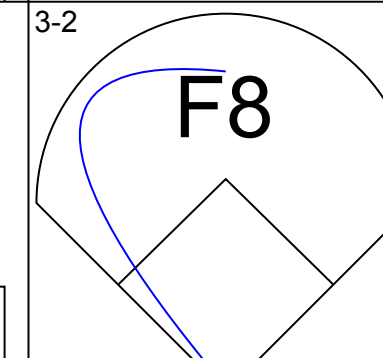
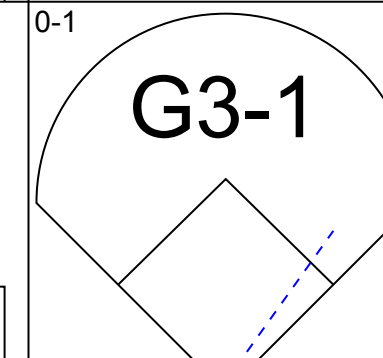
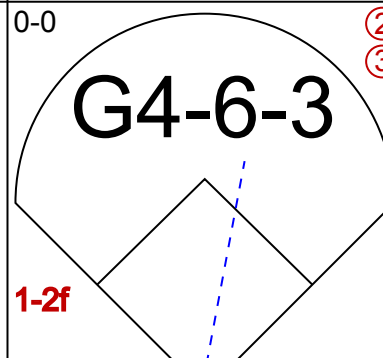
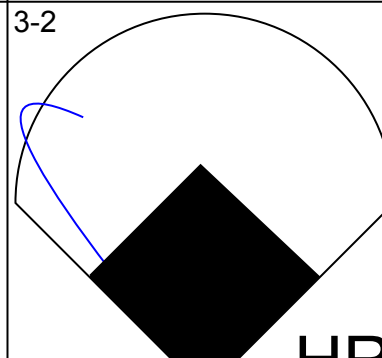
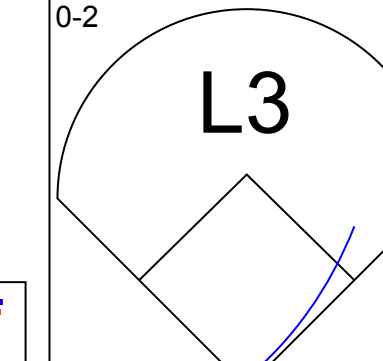
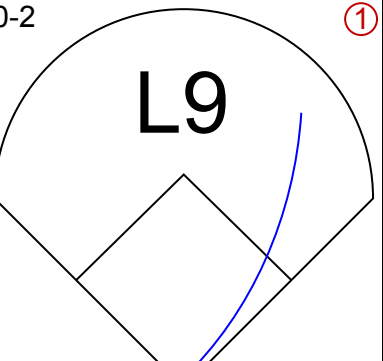
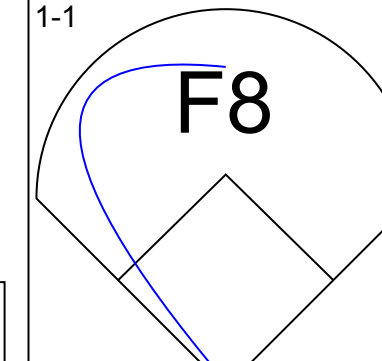
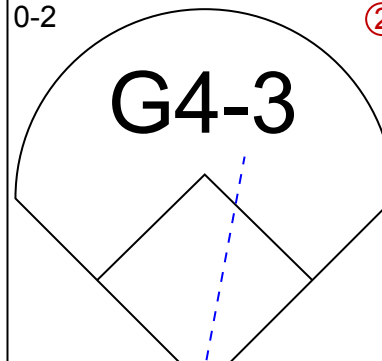
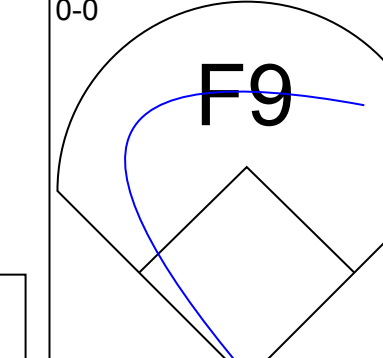
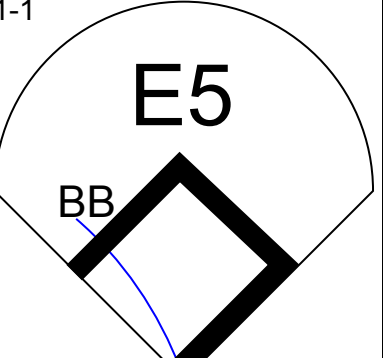
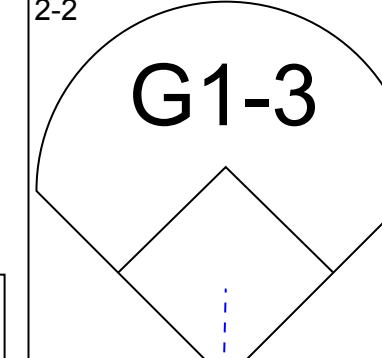
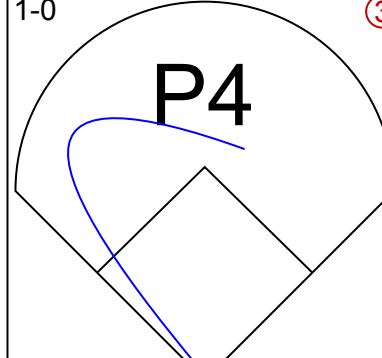
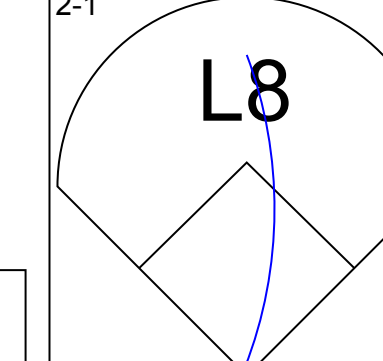
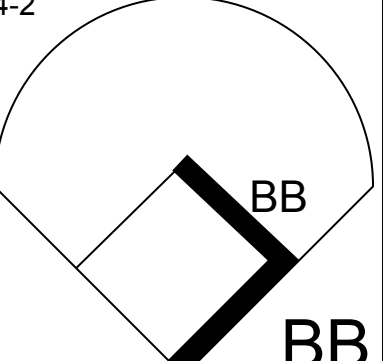
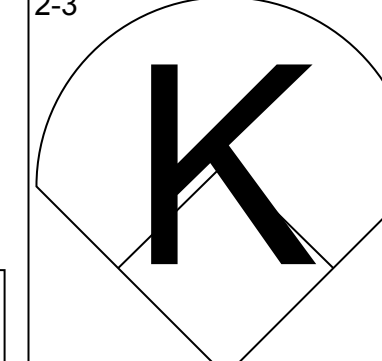
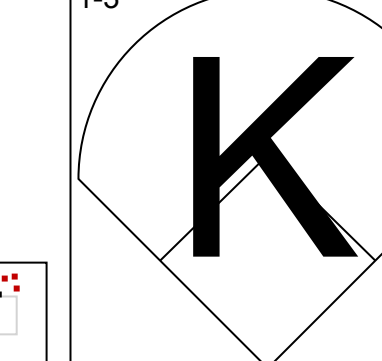
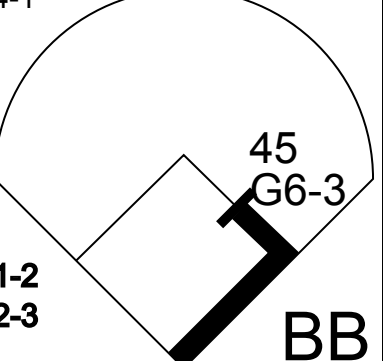


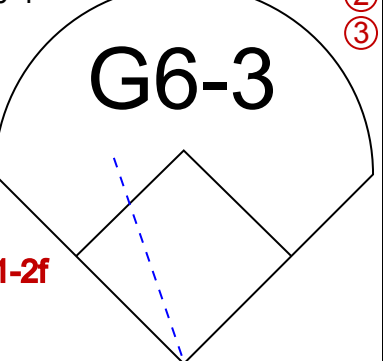

Batter	1	2	3	4	5	6	7	8	9	AB	R	H	RBI	BB	SO	LOB	TOP				
Hiram Bocachica, R (1, 9) OBP: 0.245, SLG: 0.362										4	1	1	0	0	2	1	San Diego Padres @ Chicago Cubs Wrigley Field, Chicago, IL Fri Jun 15 2007, 1:20 PM CDT Att: 40,479 - Sunny - 82 F				
José Cruz Jr., S (1, 7) OBP: 0.355, SLG: 0.434										4	0	1	0	0	0	2					
23 Adrián González, L (1, 3) OBP: 0.355, SLG: 0.519										3	0	1	1	1	1	1					
Mike Cameron, R (1, 8) OBP: 0.302, SLG: 0.387										4	0	0	0	0	0	3					
28 Josh Bard, S (1, 2) OBP: 0.328, SLG: 0.350										4	0	1	0	0	0	3					
3 Khalil Greene, R (1, 6) OBP: 0.297, SLG: 0.428										4	0	1	0	0	1	1					
16 Chase Headley, S (1, 5)										3	0	0	0	0	0	1					
Geoff Blum, S (1, 4) OBP: 0.258, SLG: 0.299										3	0	0	0	0	0	0					
David Wells, L (1, 1) OBP: 0.083, SLG: 0.083										2	0	0	0	0	0	0					
43 Cla Meredith, R (7, 1)										0	0	0	0	0	0	0					
Russell Branyan, L (8, PH) OBP: 0.382, SLG: 0.457										1	0	1	0	0	0	0					
41 Kevin Cameron, R (8, 1)										0	0	0	0	0	0	0					
Inning Stats	R: 0 E: 0 K: 1 S: 11	H: 1 LOB: 2 BB: 1 P: 23	R: 0 E: 0 K: 0 S: 7	H: 0 LOB: 0 BB: 0 P: 10	R: 0 E: 0 K: 1 S: 8	H: 0 LOB: 0 BB: 0 P: 10	R: 0 E: 0 K: 0 S: 6	H: 1 LOB: 1 BB: 0 P: 9	R: 0 E: 0 K: 0 S: 6	H: 0 LOB: 0 BB: 0 P: 7	R: 1 E: 0 K: 0 S: 9	H: 2 LOB: 1 BB: 0 P: 13	R: 0 E: 0 K: 0 S: 5	H: 1 LOB: 0 BB: 0 P: 8	R: 0 E: 0 K: 1 S: 9	H: 1 LOB: 1 BB: 0 P: 12	R: 0 E: 0 K: 1 S: 7	H: 0 LOB: 0 BB: 0 P: 11	1B: 3 2B: 2 3B: 1 HR: 0	SF: 0 SAC: 0 DP: 1 HBP: 0	WP: 0 PA: 33 PB: 0 SB: 1 CS: 0
PITCHER	IP WLS BF H R ER SO BB IBB HBP BLK WP HR S P ERA WHIP																				
30 Ted Lilly, L (1, 1) ERA: 3.69	8.0 W 30 6 1 1 3 1 0 0 0 0 0 0 61 92 1.12 0.875																				
46 Ryan Dempster, R (9, 1) ERA: 3.95	1.0 S 3 0 0 0 1 0 0 0 0 0 0 0 7 11 0.00 0.000																				

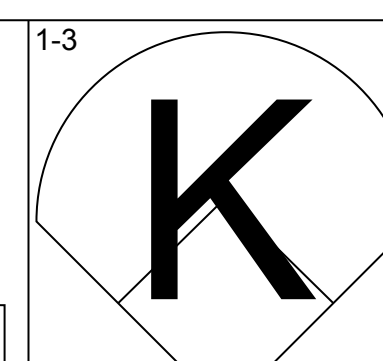
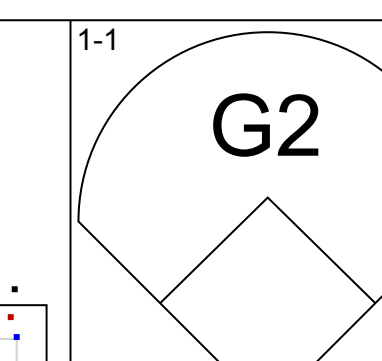
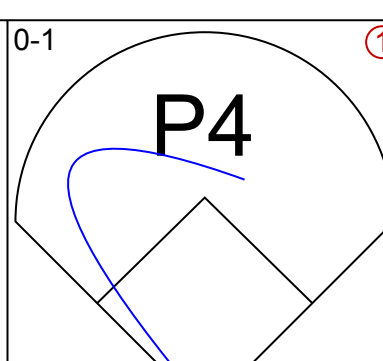
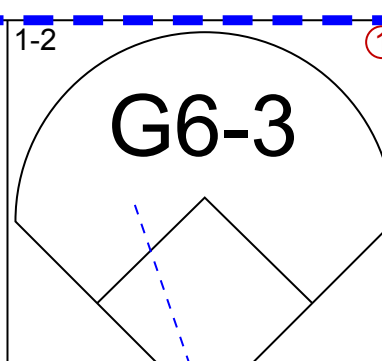
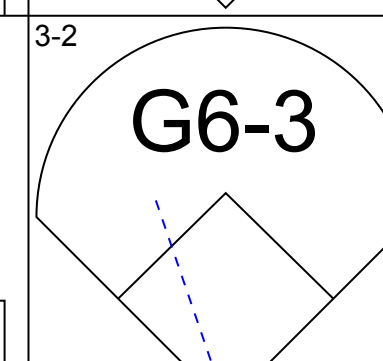
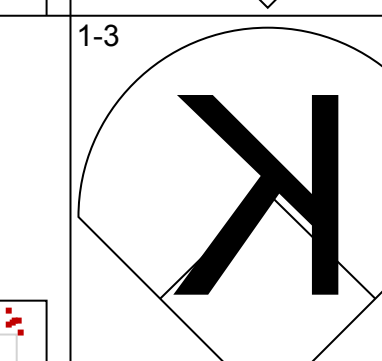
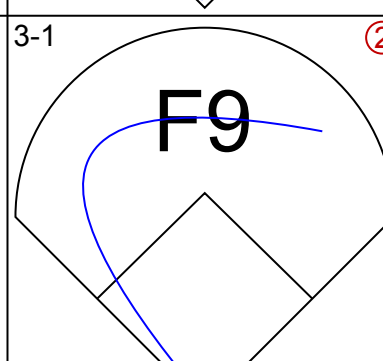
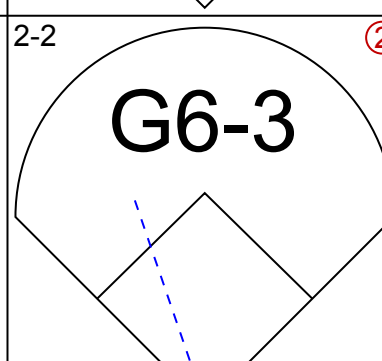
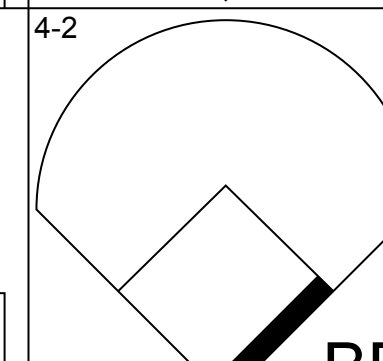
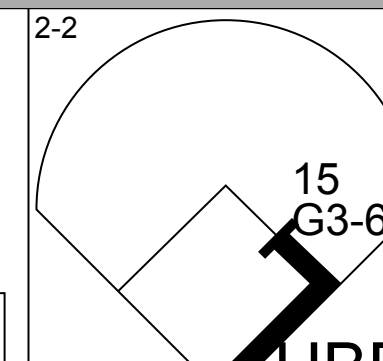
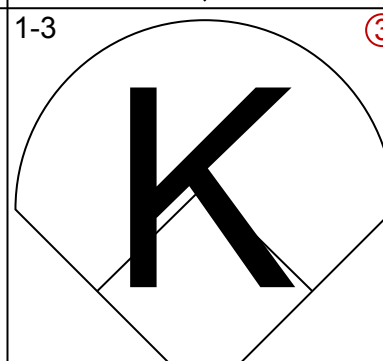
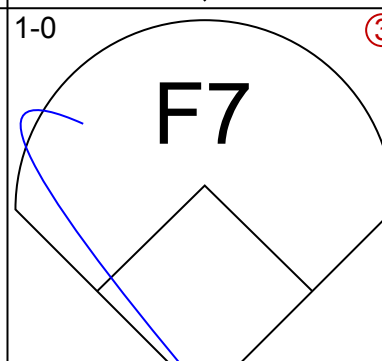
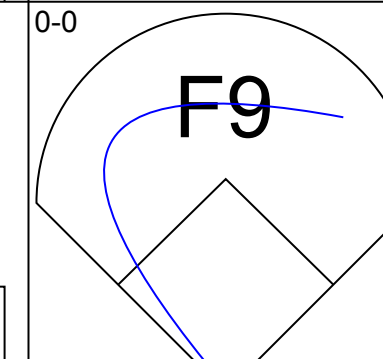
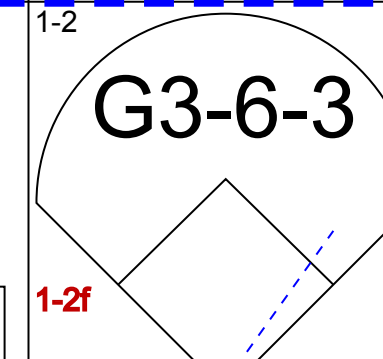
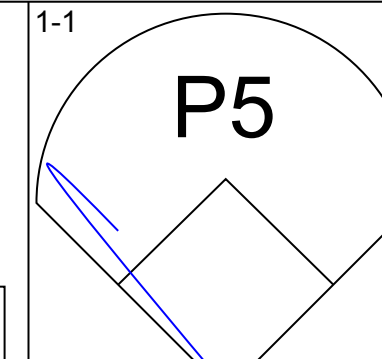
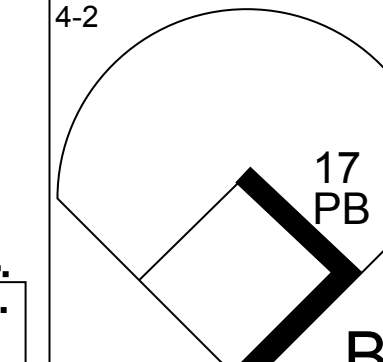
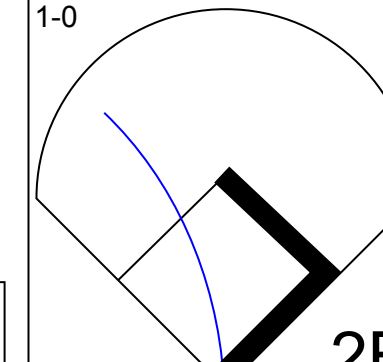

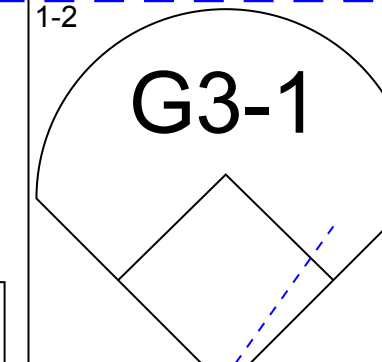
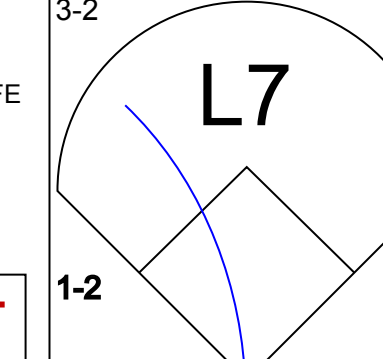
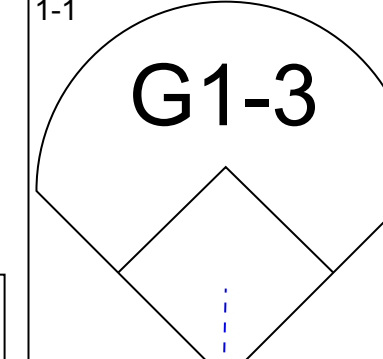
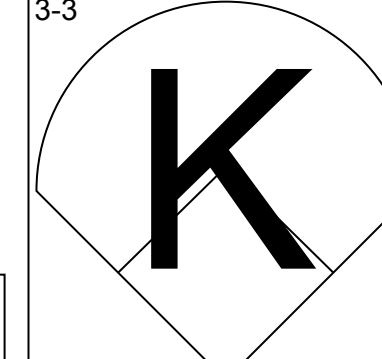
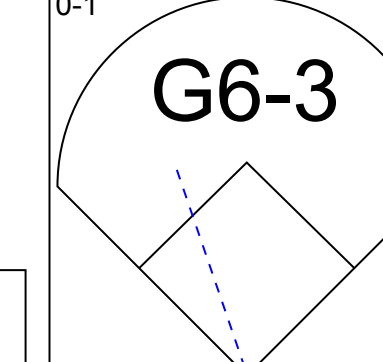
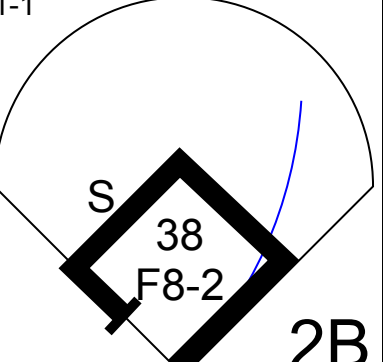

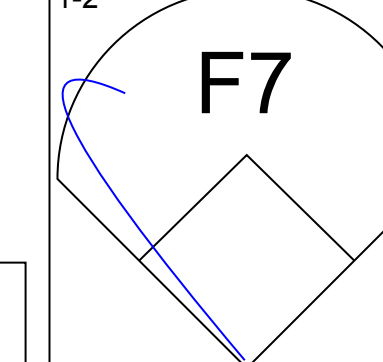
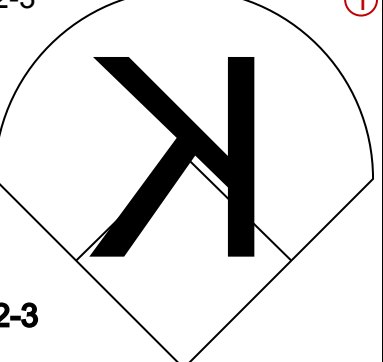

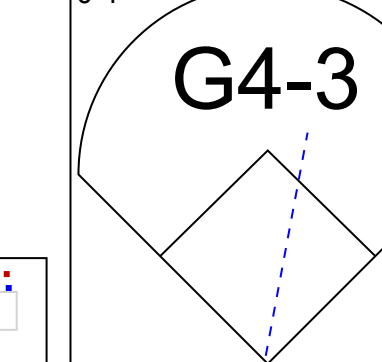
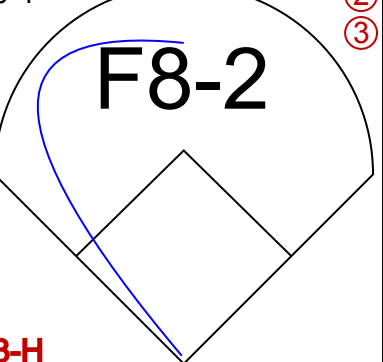

AB	32
R	1
H	6
RBI	1
BB	1
SO	4
LOB	12



Batter	1	2	3	4	5	6	7	8	9	AB	R	H	RBI	BB	SO	LOB	BOTTOM		
12 Alfonso Soriano, R (1, 7) OBP: 0.351, SLG: 0.529										4	1	1	1	0	1	2	San Diego Padres @ Chicago Cubs Wrigley Field, Chicago, IL Fri Jun 15 2007, 1:20 PM CDT Att: 40,479 - Sunny - 82 F		
20 Felix Pie, L (1, 8) OBP: 0.303, SLG: 0.416										4	0	0	0	0	2	0			
25 Derrek Lee, R (1, 3) OBP: 0.415, SLG: 0.517										4	0	4	0	0	0	0			
15 Cliff Floyd, L (1, 9) OBP: 0.381, SLG: 0.426										3	0	1	0	1	1	2			
29 Angel Pagan, S (7, PR) OBP: 0.371, SLG: 0.518										0	0	0	0	0	0	0			
Mark DeRosa, R (1, 5) OBP: 0.359, SLG: 0.451										3	1	1	0	1	0	3			
Michael Barrett, R (1, 2) OBP: 0.306, SLG: 0.426										4	1	2	0	0	0	5			
17 Mike Fontenot, L (1, 4) OBP: 0.414, SLG: 0.852										3	1	1	3	0	0	0			
2 Ryan Theriot, R (1, 6) OBP: 0.330, SLG: 0.337										4	0	1	0	0	0	0			
30 Ted Lilly, L (1, 1) OBP: 0.103, SLG: 0.103										3	0	0	0	0	0	2			
Jacque Jones, L (8, PH) OBP: 0.292, SLG: 0.319										1	0	0	0	0	0	0			
46 Ryan Dempster, R (9, 1) ERA: 0.4										0	0	0	0	0	0	0			
Inning Stats	R: 0 E: 0 K: 0 S: 12	H: 2 LOB: 3 BB: 1 P: 19	R: 0 E: 0 K: 0 S: 6	H: 0 LOB: 0 BB: 0 P: 10	R: 0 E: 0 K: 3 S: 13	H: 1 LOB: 1 BB: 0 P: 18	R: 1 E: 0 K: 0 S: 13	H: 3 LOB: 2 BB: 0 P: 17	R: 0 E: 0 K: 1 S: 15	H: 1 LOB: 1 BB: 0 P: 20	R: 3 E: 0 K: 0 S: 12	H: 3 LOB: 0 BB: 0 P: 14	R: 0 E: 0 K: 0 S: 8	H: 1 LOB: 2 BB: 1 P: 18	R: 0 E: 0 K: 0 S: 9	H: 0 LOB: 0 BB: 0 P: 11	1B: 5 2B: 4 3B: 0 HR: 2	SF: 1 SAC: 0 DP: 1 HBP: 0	WP: 0 PA: 36 PB: 0 SB: 0 CS: 0
PITCHER	IP WLS BF H R ER SO BB IBB HBP BLK WP HR S P ERA WHIP																		
David Wells, L (1, 1) ERA: 4.86	6.0 L 29 10 4 4 4 1 0 0 0 0 0 0 71 98 6.00 1.833																		
43 Cla Meredith, R (7, 1) ERA: 4.31	1.0 4 1 0 0 0 1 0 0 0 0 0 0 8 18 0.00 2.000																		
41 Kevin Cameron, R (8, 1) ERA: 0.4	1.0 3 0 0 0 0 0 0 0 0 0 0 0 9 11 0.00 0.000																		



Batter	1	2	3	4	5	6	7	8	9	AB	R	H	RBI	BB	SO	LOB	TOP					
22 Marcus Giles, R OBP: 0.340, SLG: 0.359										4	0	1	0	0	1	0	San Diego Padres @ Chicago Cubs Wrigley Field, Chicago, IL Sat Jun 16 2007, 12:05 PM CDT Att: 41,632 - Partly Cloudy - 89 F					
8 Terrell Stedje, L OBP: 0.327, SLG: 0.397										4	0	0	0	0	1	3						
23 Adrián González, L OBP: 0.357, SLG: 0.515										2	0	0	0	2	1	0						
Russell Branyan, L OBP: 0.376, SLG: 0.486										4	1	1	1	0	0	3						
3 Khalil Greene, R OBP: 0.263, SLG: 0.421										4	0	0	0	0	0	0						
Hiram Bocachica, R OBP: 0.228, SLG: 0.333										4	0	0	0	0	0	0						
16 Chase Headley, S 21 Heath Bell, R Trevor Hoffman, R										2	0	0	0	1	1	0		AB 28 R 1 H 2 RBI 1 BB 5 SO 6 LOB 10				
Rob Bowen, S OBP: 0.366, SLG: 0.397										1	0	0	0	2	1	0						
32 Chris Young, R 45 Justin Hampson, L José Cruz Jr., S										1	0	0	0	0	0	0						
Inning Stats	R: 0 E: 0 K: 1 S: 10	H: 0 LOB: 1 BB: 1 P: 19	R: 0 E: 0 K: 0 S: 6	H: 0 LOB: 0 BB: 0 P: 8	R: 0 E: 0 K: 1 S: 7	H: 0 LOB: 0 BB: 0 P: 9	R: 0 E: 0 K: 2 S: 8	H: 0 LOB: 0 BB: 0 P: 9	R: 0 E: 1 K: 0 S: 10	H: 0 LOB: 2 BB: 2 P: 19	R: 0 E: 0 K: 1 S: 7	H: 0 LOB: 1 BB: 1 P: 13	R: 0 E: 0 K: 1 S: 8	H: 0 LOB: 0 BB: 0 P: 13	R: 0 E: 0 K: 1 S: 10	H: 1 LOB: 1 BB: 1 P: 17		R: 1 E: 0 K: 0 S: 9	H: 1 LOB: 0 BB: 0 P: 16	1B: 1 2B: 0 3B: 0 HR: 1	SF: 0 SAC: 0 DP: 3 HBP: 0	WP: 0 PB: 0 SB: 0 CS: 0
PITCHER 38 Carlos Zambrano, R ERA: 4.53	IP: 9.0 WLS: L BF: 33	H: 2 R: 1 ER: 1 SO: 6	BB: 4 IBB: 1 HBP: 0 BLK: 0	WP: 0 HR: 1 S: 75 P: 123	ERA: 1.00 WHIP: 0.667	PITCHER										IP: 9.0 WLS: L BF: 33	H: 2 R: 1 ER: 1 SO: 6	BB: 4 IBB: 1 HBP: 0 BLK: 0	WP: 0 HR: 1 S: 75 P: 123	ERA: 1.00 WHIP: 0.667		

Batter	1	2	3	4	5	6	7	8	9	AB	R	H	RBI	BB	SO	LOB	BOTTOM			
12 Alfonso Soriano, R OBP: 0.346, SLG: 0.521										4	0	0	0	0	1	0	San Diego Padres @ Chicago Cubs Wrigley Field, Chicago, IL Sat Jun 16 2007, 12:05 PM CDT Att: 41,632 - Partly Cloudy - 89 F			
20 Felix Pie, L OBP: 0.292, SLG: 0.400										4	0	0	0	0	1	0				
25 Derrek Lee, R Cesar Izturis, S Jacque Jones, L										0	0	0	0	1	0	0				
15 Cliff Floyd, L OBP: 0.372, SLG: 0.416										3	0	0	0	0	0	2				
Mark DeRosa, R OBP: 0.363, SLG: 0.456										2	0	1	0	1	0	0				
17 Mike Fontenot, L OBP: 0.375, SLG: 0.767										3	0	0	0	0	1	3				
2 Ryan Theriot, R OBP: 0.330, SLG: 0.341										3	0	1	0	0	0	1				
Koyie Hill, S OBP: 0.250, SLG: 0.200										3	0	0	0	0	2	2				
38 Carlos Zambrano, S OBP: 0.273, SLG: 0.485										3	0	0	0	0	1	1				
Inning Stats	R: 0 E: 0 K: 1 S: 11	H: 0 LOB: 1 BB: 1 P: 19	R: 0 E: 0 K: 0 S: 12	H: 0 LOB: 1 BB: 1 P: 20	R: 0 E: 0 K: 1 S: 10	H: 0 LOB: 0 BB: 0 P: 12	R: 0 E: 0 K: 0 S: 9	H: 1 LOB: 2 BB: 0 P: 14	R: 0 E: 0 K: 1 S: 7	H: 1 LOB: 0 BB: 0 P: 10	R: 0 E: 0 K: 1 S: 7	H: 0 LOB: 0 BB: 0 P: 11	R: 0 E: 0 K: 2 S: 10	H: 0 LOB: 0 BB: 0 P: 13	R: 0 E: 0 K: 0 S: 7	H: 0 LOB: 0 BB: 0 P: 11		1B: 0 2B: 3 3B: 0 HR: 0	SF: 0 SAC: 0 DP: 2 HBP: 1	WP: 0 PB: 1 SB: 1 CS: 0
PITCHER 32 Chris Young, R ERA: 2.26 45 Justin Hampson, L ERA: 0.91 21 Heath Bell, R ERA: 1.13 Trevor Hoffman, R ERA: 2.08	IP: 3.0 WLS: 10 BF: 12	H: 0 R: 0 ER: 0 SO: 2	BB: 2 IBB: 0 HBP: 0 BLK: 0	WP: 0 HR: 0 S: 22 P: 33	ERA: 0.00 WHIP: 0.600	PITCHER										IP: 3.0 WLS: 10 BF: 12	H: 0 R: 0 ER: 0 SO: 2	BB: 2 IBB: 0 HBP: 0 BLK: 0	WP: 0 HR: 0 S: 22 P: 33	ERA: 0.00 WHIP: 0.600

Batter	1	2	3	4	5	6	7	8	9	AB	R	H	RBI	BB	SO	LOB	TOP					
22 Marcus Giles, R OBP: 0.338, SLG: 0.353	F9		G3			G5-4-3		G6-3		4	1	0	0	1	0	2						
José Cruz Jr., S OBP: 0.350, SLG: 0.421	F7		23 HR BB				P3		P6	4	1	0	0	1	1	1						
23 Adrián González, L OBP: 0.364, SLG: 0.542	HR		HR				G4-3		3 1B 2B	5	4	4	3	0	0	0						
Mike Cameron, R OBP: 0.311, SLG: 0.415	HR		HR			3 HR BB			K	4	3	3	3	1	1	1						
3 Khalil Greene, R OBP: 0.265, SLG: 0.433	F8		F9			HR			1B	5	1	2	4	0	1	1						
Hiram Bocachica, R OBP: 0.242, SLG: 0.327		G6-3	F8			16 G1-6-3 BB		F9	2H 1B	4	0	1	0	1	0	0						
16 Chase Headley, S OBP: 0.182, SLG: 0.100		1B				G1-6-3		K	P3	5	0	1	0	0	2	3						
Rob Bowen, S OBP: 0.371, SLG: 0.439	F9							HR		4	1	2	1	0	1	1						
Greg Maddux, R OBP: 0.043, SLG: 0.043										3	0	0	0	0	2	2						
26 Doug Brocail, L										0	0	0	0	0	0	0						
8 Termel Sledge, L OBP: 0.331, SLG: 0.402										1	0	1	0	0	0	0						
43 Cla Meredith, R										0	0	0	0	0	0	0						
Scott Linebrink, R										0	0	0	0	0	0	0						
Inning Stats	R: 2 E: 0 K: 0 S: 9	H: 2 LOB: 0 BB: 0 P: 17	R: 0 E: 0 K: 1 S: 10	H: 1 LOB: 1 BB: 0 P: 15	R: 3 E: 0 K: 0 S: 13	H: 2 LOB: 0 BB: 1 P: 20	R: 0 E: 0 K: 2 S: 8	H: 0 LOB: 0 BB: 0 P: 11	R: 4 E: 0 K: 1 S: 12	H: 2 LOB: 0 BB: 3 P: 30	R: 0 E: 0 K: 1 S: 7	H: 1 LOB: 0 BB: 0 P: 8	R: 0 E: 0 K: 1 S: 9	H: 1 LOB: 1 BB: 0 P: 15	R: 1 E: 0 K: 1 S: 14	H: 2 LOB: 1 BB: 0 P: 19	R: 1 E: 0 K: 1 S: 14	H: 3 LOB: 2 BB: 0 P: 20	1B: 6 2B: 3 3B: 0 HR: 5	SF: 0 SAC: 0 DP: 2 HBP: 0	WP: 0 PB: 0 SB: 0 CS: 0	PA: 43
PITCHER	IP WLS BF H R ER SO BB IBB HBP BLK WP HR S P ERA WHIP																					
53 Rich Hill, L ERA: 3.22	3.0 L 15 5 5 5 1 1 0 0 0 0 3 32 52 15.00 2.000																					
36 Sean Gallagher, R ERA: 9.53	4.1 2.0 10 2 4 4 3 3 0 0 0 0 1 20 41 18.00 2.500																					
47 Scott Eyre, L ERA: 6.56	6.1 2.0 7 2 0 0 2 0 0 0 0 0 0 16 23 0.00 1.000																					
43 Michael Wuertz, R ERA: 3.23	8.1 1.0 5 2 1 1 1 0 0 0 0 0 1 14 19 9.00 2.000																					
13 Will Ohman, L ERA: 5.12	9.1 1.0 6 3 1 1 1 0 0 0 0 0 0 14 20 9.00 3.000																					

San Diego Padres @ Chicago Cubs
Wrigley Field, Chicago, IL
Sun Jun 17 2007, 1:20 PM CDT
Att: 40,964 - Sunny - 79 F

AB 39
R 11
H 14
RBI 11
BB 4
SO 8
LOB 11



Batter	1	2	3	4	5	6	7	8	9	AB	R	H	RBI	BB	SO	LOB	BOTTOM			
12 Alfonso Soriano, R OBP: 0.345, SLG: 0.517	G1-3		G4-3			G5-3				4	0	1	0	0	0	0				
20 Felix Pie, L OBP: 0.291, SLG: 0.394										4	0	1	0	0	1	1				
43 Michael Wuertz, R										0	0	0	0	0	0	0				
13 Will Ohman, L										0	0	0	0	0	0	0				
25 Derrek Lee, R OBP: 0.421, SLG: 0.525	P4									4	1	2	0	0	1	1				
Michael Barrett, R OBP: 0.305, SLG: 0.427	F8		G3							4	1	1	1	0	1	2				
Mark DeRosa, R OBP: 0.357, SLG: 0.447		G4-3				G5-3		F9		4	0	0	0	0	0	1				
Jacque Jones, L OBP: 0.294, SLG: 0.332			17 G4-3 2 1B 2B			G6-3				4	1	2	1	0	0	0				
17 Mike Fontenot, L OBP: 0.361, SLG: 0.735		G4-3				F9		G4-3		4	0	1	0	0	0	2				
2 Ryan Theriot, R OBP: 0.329, SLG: 0.340						G6-3				4	0	1	1	0	0	1				
53 Rich Hill, L OBP: 0.326, SLG: 0.194										1	0	0	0	0	0	1				
36 Sean Gallagher, R ERA: 2.32										0	0	0	0	0	0	0				
Cesar Izturis, S OBP: 0.306, SLG: 0.396										1	0	0	0	0	0	0				
47 Scott Eyre, L										0	0	0	0	0	0	0				
29 Angel Pagan, S OBP: 0.359, SLG: 0.500										2	0	0	0	0	1	1				
Inning Stats	R: 0 E: 0 K: 0 S: 8	H: 1 LOB: 1 BB: 0 P: 14	R: 1 E: 0 K: 0 S: 12	H: 2 LOB: 1 BB: 0 P: 16	R: 0 E: 0 K: 0 S: 10	H: 0 LOB: 0 BB: 0 P: 13	R: 0 E: 0 K: 1 S: 8	H: 0 LOB: 0 BB: 0 P: 12	R: 2 E: 0 K: 1 S: 10	H: 3 LOB: 1 BB: 0 P: 10	R: 0 E: 0 K: 0 S: 10	H: 1 LOB: 1 BB: 0 P: 16	R: 0 E: 0 K: 2 S: 8	H: 0 LOB: 0 BB: 0 P: 9	R: 0 E: 0 K: 1 S: 7	H: 1 LOB: 0 BB: 0 P: 14	1B: 4 2B: 4 3B: 1 HR: 0	SF: 0 SAC: 0 DP: 0 HBP: 0	WP: 1 PB: 0 SB: 1 CS: 0	PA: 36
PITCHER	IP WLS BF H R ER SO BB IBB HBP BLK WP HR S P ERA WHIP																			
Greg Maddux, R ERA: 4.01	6.0 W 25 7 3 3 1 0 0 0 0 0 0 56 79 4.50 1.167																			
26 Doug Brocail, R ERA: 2.32	7.1 1.0 4 1 0 0 0 0 0 0 0 0 0 10 16 0.00 1.000																			
43 Cla Meredith, R ERA: 4.18	8.1 1.0 3 0 0 0 2 0 0 0 0 0 0 8 9 0.00 0.000																			
Scott Linebrink, R ERA: 2.05	9.1 1.0 4 1 0 0 1 0 0 0 0 1 0 7 14 0.00 1.000																			

San Diego Padres @ Chicago Cubs
Wrigley Field, Chicago, IL
Sun Jun 17 2007, 1:20 PM CDT
Att: 40,964 - Sunny - 79 F

AB 36
R 3
H 9
RBI 3
BB 0
SO 4
LOB 10



Batter	1	2	3	4	5	6	7	8	9	AB	R	H	RBI	BB	SO	LOB	TOP										
12 Alfonso Soriano, R OBP: 0.346, SLG: 0.513										4	1	1	1	1	2	2											
20 Felix Pie, L OBP: 0.287, SLG: 0.404										5	0	1	2	0	2	5											
25 Derrek Lee, R OBP: 0.320, SLG: 0.526										5	0	2	1	0	2	2											
15 Cliff Floyd, L OBP: 0.373, SLG: 0.419										4	1	1	0	1	0	1											
Michael Barrett, R OBP: 0.307, SLG: 0.427										5	1	2	0	0	0	2											
Mark DeRosa, R OBP: 0.355, SLG: 0.446										3	0	1	1	0	0	2											
Jacque Jones, L OBP: 0.300, SLG: 0.333										2	0	1	0	1	0	0											
2 Ryan Theriot, R OBP: 0.323, SLG: 0.333										4	0	0	0	0	0	6											
17 Mike Fontenot, L OBP: 0.400, SLG: 0.730										3	2	2	0	1	1	0											
Inning Stats	R: 0 E: 0 K: 1 S: 8	H: 1 LOB: 0 BB: 0 P: 10	R: 0 E: 0 K: 0 S: 6	H: 0 LOB: 0 BB: 0 P: 11	R: 2 E: 1 K: 0 S: 15	H: 2 LOB: 1 BB: 0 P: 23	R: 2 E: 0 K: 0 S: 15	H: 3 LOB: 3 BB: 2 P: 31	R: 0 E: 0 K: 0 S: 10	H: 2 LOB: 3 BB: 1 P: 20	R: 1 E: 0 K: 2 S: 18	H: 2 LOB: 2 BB: 1 P: 29	R: 0 E: 0 K: 0 S: 6	H: 1 LOB: 0 BB: 0 P: 8	R: 0 E: 0 K: 3 S: 9	H: 0 LOB: 0 BB: 0 P: 14	R: 0 E: 0 K: 1 S: 6	H: 0 LOB: 0 BB: 0 P: 11	1B: 8 2B: 3 3B: 1 HR: 0	SF: 1 SAC: 1 DP: 1 HBP: 0	WP: 1 PB: 0 SB: 1 CS: 1	PA: 41					
PITCHER	IP	WLS	BF	H	R	ER	SO	BB	IBB	HBP	BLK	WP	HR	S	P	ERA	WHIP										
55 Robinson Tejeda, R ERA: 6.29	5.0		26	8	4	2	1	3	0	0	0	0	0	54	95	3.60	2.200										
53 Joaquin Benoit, R ERA: 4.08	1.0	L	7	3	1	1	2	1	0	0	0	1	0	21	33	9.00	4.000										
Ron Mahay, L ERA: 3.05	3.0		8	0	0	0	4	0	0	0	0	0	0	18	29	0.00	0.000										

Chicago Cubs @ Texas Rangers
Rangers Ballpark in Arlington, Arlington, TX
Tue Jun 19 2007, 8:35 PM EDT
Att: 38,290 - Partly Cloudy - 92 F

livebaseballscorecards.com

AB 35
R 5
H 11
RBI 5
BB 4
SO 7
LOB 20

Batter	1	2	3	4	5	6	7	8	9	AB	R	H	RBI	BB	SO	LOB	BOTTOM										
Kenny Lofton, L OBP: 0.363, SLG: 0.386										3	1	1	0	1	0	0											
5 Ian Kinsler, R OBP: 0.321, SLG: 0.448										3	2	3	1	1	0												
10 Michael Young, R OBP: 0.329, SLG: 0.407										4	0	0	0	0	2	2											
Sammy Sosa, R OBP: 0.298, SLG: 0.448										4	0	0	0	0	3	2											
22 Marlon Byrd, R OBP: 0.416, SLG: 0.469										4	0	0	0	0	3	0											
14 Victor Diaz, R OBP: 0.267, SLG: 0.563										3	0	0	0	0	1	0											
Frank Catalanotto, L OBP: 0.279, SLG: 0.360										1	0	0	0	0	1	0											
15 Gerald Laird, R OBP: 0.309, SLG: 0.355										4	0	1	0	0	1	0											
Brad Wilkerson, L OBP: 0.307, SLG: 0.441										3	1	1	1	1	1	0											
30 Travis Metcalf, R OBP: 0.304, SLG: 0.450										3	0	0	0	0	0	2											
Inning Stats	R: 1 E: 0 K: 1 S: 12	H: 1 LOB: 0 BB: 0 P: 20	R: 0 E: 0 K: 1 S: 7	H: 0 LOB: 0 BB: 0 P: 10	R: 1 E: 0 K: 2 S: 10	H: 1 LOB: 2 BB: 2 P: 23	R: 0 E: 0 K: 0 S: 8	H: 1 LOB: 2 BB: 1 P: 16	R: 2 E: 0 K: 3 S: 15	H: 2 LOB: 0 BB: 0 P: 25	R: 0 E: 0 K: 1 S: 8	H: 0 LOB: 0 BB: 0 P: 11	R: 0 E: 0 K: 1 S: 9	H: 0 LOB: 0 BB: 0 P: 14	R: 0 E: 0 K: 1 S: 7	H: 0 LOB: 0 BB: 0 P: 11	R: 0 E: 0 K: 3 S: 9	H: 0 LOB: 0 BB: 0 P: 13	1B: 2 2B: 0 3B: 0 HR: 3	SF: 0 SAC: 0 DP: 0 HBP: 0	WP: 0 PB: 0 SB: 0 CS: 0	PA: 35					
PITCHER	IP	WLS	BF	H	R	ER	SO	BB	IBB	HBP	BLK	WP	HR	S	P	ERA	WHIP										
45 Sean Marshall, L ERA: 2.84	4.0		20	5	4	4	4	3	0	0	0	0	0	28	43	0.00	0.000										
49 Carlos Marmol, R ERA: 1.02	3.0	W	9	0	0	0	5	0	0	0	0	0	0	7	11	0.00	0.000										
Bob Howry, R ERA: 3.78	1.0	H	3	0	0	0	1	0	0	0	0	0	0	9	13	0.00	0.000										
46 Ryan Dempster, R ERA: 3.48	1.0	S	3	0	0	0	3	0	0	0	0	0	0	9	13	0.00	0.000										

Chicago Cubs @ Texas Rangers
Rangers Ballpark in Arlington, Arlington, TX
Tue Jun 19 2007, 8:35 PM EDT
Att: 38,290 - Partly Cloudy - 92 F

livebaseballscorecards.com

AB 32
R 4
H 5
RBI 4
BB 3
SO 13
LOB 6

Batter	1	2	3	4	5	6	7	8	9	AB	R	H	RBI	BB	SO	LOB	TOP				
12 Alfonso Soriano, R OBP: 0.355, SLG: 0.538										4	1	2	0	1	1	3					
17 Mike Fontenot, L OBP: 0.397, SLG: 0.652										5	1	1	0	0	1	7					
25 Derrek Lee, R OBP: 0.428, SLG: 0.529										4	1	3	2	0	0	0					
32 Daryle Ward, L OBP: 0.442, SLG: 0.390										4	1	2	0	1	1	2					
Mark DeRosa, R OBP: 0.352, SLG: 0.440										5	1	1	1	0	1	6					
Rob Bowen, S OBP: 0.382, SLG: 0.435										3	0	1	1	2	2						
29 Angel Pagan, S OBP: 0.371, SLG: 0.516										5	0	3	1	0	1	2					
20 Felix Pie, L OBP: 0.285, SLG: 0.383										2	0	0	0	2	1	2					
2 Ryan Theriot, R OBP: 0.317, SLG: 0.323										4	0	0	0	0	0	6					
15 Cliff Floyd, L OBP: 0.361, SLG: 0.403										1	0	0	0	0	0	1					
Cesar Izturis, S OBP: 0.305, SLG: 0.311										0	0	0	0	0	0	0					
Inning Stats	R: 0 E: 0 K: 2 S: 9	H: 1 LOB: 2 BB: 0 P: 12	R: 0 E: 0 K: 0 S: 11	H: 1 LOB: 3 BB: 2 P: 23	R: 0 E: 0 K: 1 S: 12	H: 2 LOB: 1 BB: 1 P: 25	R: 0 E: 0 K: 2 S: 9	H: 0 LOB: 0 BB: 0 P: 11	R: 4 E: 0 K: 0 S: 17	H: 6 LOB: 1 BB: 0 P: 26	R: 1 E: 0 K: 2 S: 13	H: 2 LOB: 2 BB: 1 P: 27	R: 0 E: 0 K: 0 S: 7	H: 0 LOB: 0 BB: 1 P: 11	R: 0 E: 0 K: 1 S: 10	H: 0 LOB: 1 BB: 1 P: 17	1B: 10 HR: 0	SF: 0 SAC: 1 DP: 2 HBP: 1	WP: 1 PB: 0 SB: 0 CS: 0	PA: 45	
PITCHER	IP WLS BF H R ER SO BB IBB HBP BLK WP HR S P ERA WHIP	IP WLS BF H R ER SO BB IBB HBP BLK WP HR S P ERA WHIP	IP WLS BF H R ER SO BB IBB HBP BLK WP HR S P ERA WHIP	IP WLS BF H R ER SO BB IBB HBP BLK WP HR S P ERA WHIP	IP WLS BF H R ER SO BB IBB HBP BLK WP HR S P ERA WHIP	IP WLS BF H R ER SO BB IBB HBP BLK WP HR S P ERA WHIP	IP WLS BF H R ER SO BB IBB HBP BLK WP HR S P ERA WHIP	IP WLS BF H R ER SO BB IBB HBP BLK WP HR S P ERA WHIP	IP WLS BF H R ER SO BB IBB HBP BLK WP HR S P ERA WHIP	IP WLS BF H R ER SO BB IBB HBP BLK WP HR S P ERA WHIP	IP WLS BF H R ER SO BB IBB HBP BLK WP HR S P ERA WHIP	IP WLS BF H R ER SO BB IBB HBP BLK WP HR S P ERA WHIP	IP WLS BF H R ER SO BB IBB HBP BLK WP HR S P ERA WHIP	IP WLS BF H R ER SO BB IBB HBP BLK WP HR S P ERA WHIP	IP WLS BF H R ER SO BB IBB HBP BLK WP HR S P ERA WHIP	IP WLS BF H R ER SO BB IBB HBP BLK WP HR S P ERA WHIP	IP WLS BF H R ER SO BB IBB HBP BLK WP HR S P ERA WHIP	IP WLS BF H R ER SO BB IBB HBP BLK WP HR S P ERA WHIP	IP WLS BF H R ER SO BB IBB HBP BLK WP HR S P ERA WHIP	IP WLS BF H R ER SO BB IBB HBP BLK WP HR S P ERA WHIP	IP WLS BF H R ER SO BB IBB HBP BLK WP HR S P ERA WHIP

Chicago Cubs @ Texas Rangers
Rangers Ballpark in Arlington, Arlington, TX
Thu Jun 21 2007, 2:05 PM EDT
Att: 38,406 - Cloudy - 80 F

AB 37
R 5
H 13
RBI 5
BB 6
SO 8
LOB 31



Batter	1	2	3	4	5	6	7	8	9	AB	R	H	RBI	BB	SO	LOB	BOTTOM				
5 Ian Kinsler, R OBP: 0.322, SLG: 0.441										3	1	0	0	1	1	0					
3 Jerry Hairston, R OBP: 0.302, SLG: 0.368										4	1	1	0	0	2	0					
10 Michael Young, R OBP: 0.333, SLG: 0.409										4	0	1	0	0	1	2					
22 Marlon Byrd, R OBP: 0.406, SLG: 0.455										4	1	2	2	0	0	1					
14 Victor Diaz, R OBP: 0.269, SLG: 0.589										3	1	1	2	0	1	1					
Kenny Lofton, L OBP: 0.362, SLG: 0.382										1	1	1	0	0	0	0					
Adam Melhuse, S OBP: 0.386, SLG: 0.436										3	1	1	1	0	1	1					
Brad Wilkerson, L OBP: 0.310, SLG: 0.435										4	0	0	0	0	2	1					
30 Travis Metcalf, R OBP: 0.308, SLG: 0.435										3	0	1	0	0	1	0					
Frank Catalanotto, L OBP: 0.291, SLG: 0.395										1	0	1	1	0	0	0					
Ramón Vázquez, L OBP: 0.311, SLG: 0.420										3	0	0	0	0	2	1					
Inning Stats	R: 0 E: 0 K: 2 S: 8	H: 0 LOB: 0 BB: 0 P: 11	R: 3 E: 0 K: 1 S: 13	H: 3 LOB: 0 BB: 0 P: 17	R: 2 E: 0 K: 2 S: 17	H: 2 LOB: 1 BB: 1 P: 25	R: 0 E: 0 K: 1 S: 10	H: 1 LOB: 0 BB: 0 P: 13	R: 0 E: 0 K: 0 S: 9	H: 0 LOB: 0 BB: 0 P: 13	R: 0 E: 0 K: 3 S: 10	H: 0 LOB: 0 BB: 0 P: 15	R: 0 E: 0 K: 1 S: 10	H: 1 LOB: 1 BB: 0 P: 13	R: 1 E: 0 K: 0 S: 6	H: 2 LOB: 2 BB: 0 P: 10	1B: 6 HR: 2	SF: 0 SAC: 1 DP: 1 HBP: 0	WP: 0 PB: 0 SB: 0 CS: 0	PA: 35	
PITCHER	IP WLS BF H R ER SO BB IBB HBP BLK WP HR S P ERA WHIP	IP WLS BF H R ER SO BB IBB HBP BLK WP HR S P ERA WHIP	IP WLS BF H R ER SO BB IBB HBP BLK WP HR S P ERA WHIP	IP WLS BF H R ER SO BB IBB HBP BLK WP HR S P ERA WHIP	IP WLS BF H R ER SO BB IBB HBP BLK WP HR S P ERA WHIP	IP WLS BF H R ER SO BB IBB HBP BLK WP HR S P ERA WHIP	IP WLS BF H R ER SO BB IBB HBP BLK WP HR S P ERA WHIP	IP WLS BF H R ER SO BB IBB HBP BLK WP HR S P ERA WHIP	IP WLS BF H R ER SO BB IBB HBP BLK WP HR S P ERA WHIP	IP WLS BF H R ER SO BB IBB HBP BLK WP HR S P ERA WHIP	IP WLS BF H R ER SO BB IBB HBP BLK WP HR S P ERA WHIP	IP WLS BF H R ER SO BB IBB HBP BLK WP HR S P ERA WHIP	IP WLS BF H R ER SO BB IBB HBP BLK WP HR S P ERA WHIP	IP WLS BF H R ER SO BB IBB HBP BLK WP HR S P ERA WHIP	IP WLS BF H R ER SO BB IBB HBP BLK WP HR S P ERA WHIP	IP WLS BF H R ER SO BB IBB HBP BLK WP HR S P ERA WHIP	IP WLS BF H R ER SO BB IBB HBP BLK WP HR S P ERA WHIP	IP WLS BF H R ER SO BB IBB HBP BLK WP HR S P ERA WHIP	IP WLS BF H R ER SO BB IBB HBP BLK WP HR S P ERA WHIP	IP WLS BF H R ER SO BB IBB HBP BLK WP HR S P ERA WHIP	IP WLS BF H R ER SO BB IBB HBP BLK WP HR S P ERA WHIP

Chicago Cubs @ Texas Rangers
Rangers Ballpark in Arlington, Arlington, TX
Thu Jun 21 2007, 2:05 PM EDT
Att: 38,406 - Cloudy - 80 F

AB 33
R 6
H 9
RBI 6
BB 1
SO 11
LOB 7



Batter	1	2	3	4	5	6	7	8	9	AB R H RBI BB SO LOB	TOP											
12 Alfonso Soriano, R OBP: 0.357, SLG: 0.548										4 1 2 1 0 1 0	Chicago Cubs @ Chicago White Sox U.S. Cellular Field, Chicago, IL Fri Jun 22 2007, 4:05 PM EDT Att: 39,046 - Partly Cloudy - 70 F											
17 Mike Fontenot, L OBP: 0.358, SLG: 0.620										4 1 1 0 0 1 1												
25 Derrek Lee, R OBP: 0.429, SLG: 0.527										3 0 1 0 1 1 1												
16 Aramis Ramirez, R OBP: 0.359, SLG: 0.556										3 1 2 2 0 0 1												
Jacque Jones, L OBP: 0.295, SLG: 0.328										0 1 0 0 0 0 0												
Mark DeRosa, R OBP: 0.347, SLG: 0.433										3 0 0 0 0 1 2												
Rob Bowen, S OBP: 0.377, SLG: 0.420										3 1 0 0 1 0 2												
29 Angel Paquin, S OBP: 0.351, SLG: 0.485										4 0 0 0 0 0 3												
20 Felix Pie, L OBP: 0.284, SLG: 0.379										4 0 1 2 0 0 0												
Cesar Izturis, S OBP: 0.298, SLG: 0.304										4 0 0 0 0 0 2												
Inning Stats	R: 2 H: 2 E: 0 K: 1 S: 16	H: 2 LOB: 0 BB: 0 P: 26	R: 0 H: 0 E: 0 K: 0 S: 7	H: 0 LOB: 0 BB: 0 P: 11	R: 0 H: 0 E: 0 K: 2 S: 12	H: 0 LOB: 0 BB: 0 P: 17	R: 0 H: 1 E: 0 K: 1 S: 11	H: 1 LOB: 1 BB: 0 P: 20	R: 0 H: 0 E: 0 K: 0 S: 9	H: 0 LOB: 0 BB: 0 P: 13	R: 0 H: 1 E: 0 K: 0 S: 9	H: 1 LOB: 1 BB: 0 P: 13	R: 0 H: 0 E: 0 K: 0 S: 6	H: 0 LOB: 0 BB: 0 P: 16	R: 0 H: 0 E: 0 K: 0 S: 6	H: 0 LOB: 0 BB: 0 P: 8	R: 3 H: 3 E: 1 K: 0 S: 13	H: 3 LOB: 2 BB: 2 P: 25	1B: 5 2B: 0 3B: 0 HR: 2	SF: 0 SAC: 1 DP: 1 HBP: 1	WP: 0 PB: 0 SB: 0 CS: 0	PA: 36
PITCHER	IP WLS BF H R ER SO BB IBB HBP BLK WP HR S P ERA WHIP											IP WLS BF H R ER SO BB IBB HBP BLK WP HR S P ERA WHIP										
56 Mark Buehrle, L ERA: 3.39	(1, 1) 7.0 L 25 4 2 2 4 0 0 1 0 0 2 73 116 2.57 0.571																					
57 Boone Logan, L ERA: 4.12	(8, 1) 0.2 2 0 0 0 0 0 0 0 0 0 0 5 6 0.00 0.000																					
46 Nick Masset, R ERA: 7.16	(8, 1) 0.1 4 2 3 3 0 1 0 0 0 0 0 0 5 12 81.00 9.000																					
Ryan Bukvich, R ERA: 6.43	(9, 1) 0.1 2 0 0 0 0 1 0 0 0 0 0 0 3 7 0.00 3.000																					
37 Matt Thornton, L ERA: 6.33	(9, 1) 0.2 3 1 0 0 0 0 0 0 0 0 0 0 6 8 0.00 1.500																					

Chicago Cubs @ Chicago White Sox
 U.S. Cellular Field, Chicago, IL
 Fri Jun 22 2007, 4:05 PM EDT
 Att: 39,046 - Partly Cloudy - 70 F

AB 32
 R 5
 H 7
 RBI 5
 BB 2
 SO 4
 LOB 12



Batter	1	2	3	4	5	6	7	8	9	AB R H RBI BB SO LOB	BOTTOM											
17 Darin Erstad, L OBP: 0.311, SLG: 0.341										0 0 0 0 0 0 0	Chicago Cubs @ Chicago White Sox U.S. Cellular Field, Chicago, IL Fri Jun 22 2007, 4:05 PM EDT Att: 39,046 - Partly Cloudy - 70 F											
30 Luis Terrero, R OBP: 0.365, SLG: 0.475										3 0 0 0 0 1 0												
8 Alex Cintron, S OBP: 0.260, SLG: 0.267										1 0 0 0 0 0 0												
Tadahito Iguchi, R OBP: 0.329, SLG: 0.357										4 0 1 0 0 3 0												
25 Jim Thome, L OBP: 0.465, SLG: 0.548										3 0 0 0 1 1 0												
14 Paul Konerko, R OBP: 0.344, SLG: 0.444										3 1 1 1 0 2 2												
12 A.J. Pierzynski, L OBP: 0.297, SLG: 0.412										3 0 1 0 0 0 2												
23 Jermaine Dye, R OBP: 0.286, SLG: 0.422										3 0 0 0 0 1 1												
Rob Mackowiak, L OBP: 0.315, SLG: 0.319										3 0 0 0 0 2 0												
22 Josh Fields, R OBP: 0.291, SLG: 0.423										3 0 0 0 0 2 0												
5 Juan Uribe, R OBP: 0.282, SLG: 0.333										3 0 0 0 0 1 0												
Inning Stats	R: 0 H: 0 E: 0 K: 3 S: 12	H: 0 LOB: 0 BB: 0 P: 18	R: 0 H: 0 E: 0 K: 1 S: 7	H: 0 LOB: 0 BB: 0 P: 13	R: 0 H: 0 E: 0 K: 3 S: 10	H: 0 LOB: 0 BB: 0 P: 14	R: 0 H: 1 E: 0 K: 1 S: 12	H: 1 LOB: 2 BB: 1 P: 19	R: 0 H: 0 E: 0 K: 2 S: 9	H: 0 LOB: 0 BB: 0 P: 13	R: 0 H: 0 E: 0 K: 1 S: 6	H: 0 LOB: 0 BB: 0 P: 8	R: 1 H: 2 E: 0 K: 0 S: 7	H: 2 LOB: 0 BB: 0 P: 11	R: 0 H: 0 E: 0 K: 1 S: 11	H: 0 LOB: 0 BB: 0 P: 17	R: 0 H: 0 E: 0 K: 1 S: 13	H: 0 LOB: 0 BB: 0 P: 21	1B: 2 2B: 0 3B: 0 HR: 1	SF: 0 SAC: 0 DP: 1 HBP: 0	WP: 0 PB: 0 SB: 0 CS: 0	PA: 30
PITCHER	IP WLS BF H R ER SO BB IBB HBP BLK WP HR S P ERA WHIP											IP WLS BF H R ER SO BB IBB HBP BLK WP HR S P ERA WHIP										
38 Carlos Zambrano, R ERA: 4.27	(1, 1) 8.0 W 27 3 1 1 1 2 1 0 0 0 0 0 1 74 1.12 0.500																					
46 Ryan Dempster, R ERA: 3.35	(9, 1) 1.0 3 0 0 0 1 0 0 0 0 0 0 0 13 21 0.00 0.000																					

Chicago Cubs @ Chicago White Sox
 U.S. Cellular Field, Chicago, IL
 Fri Jun 22 2007, 4:05 PM EDT
 Att: 39,046 - Partly Cloudy - 70 F

AB 29
 R 1
 H 3
 RBI 1
 BB 1
 SO 13
 LOB 5



Batter	1	2	3	4	5	6	7	8	9	AB	R	H	RBI	BB	SO	LOB	TOP										
12 Alfonso Soriano, R OBP: 0.356, SLG: 0.554			F7		K			F8		4	1	1	1	0	1	3											
17 Mike Fontenot, L OBP: 0.351, SLG: 0.593			G6-3		F7			K		4	0	1	0	0	1	2											
25 Derrek Lee, R OBP: 0.427, SLG: 0.527			K		K			K		4	0	1	0	0	3	3											
16 Aramis Ramirez, R OBP: 0.353, SLG: 0.546			K		P3			F8		4	0	0	0	0	1	2											
15 Cliff Floyd, L OBP: 0.358, SLG: 0.399			P4		P6			K		4	0	1	0	0	1	2											
29 Angel Pagán, S OBP: 0.351, SLG: 0.485			P4		P6			K		0	1	0	0	0	0	0											
Rob Bowen, S OBP: 0.367, SLG: 0.407			L4		K			K		3	0	0	0	0	2	0											
32 Daryle Ward, L OBP: 0.453, SLG: 0.405			L4		K			K		1	0	1	0	0	0	0											
Koyie Hill, S OBP: 0.258, SLG: 0.321			L4		K			K		0	0	0	0	0	0	0											
2 Ryan Theriot, R OBP: 0.313, SLG: 0.318			F7		F9			G6-3		3	0	0	1	0	0	0											
20 Felix Pie, L OBP: 0.275, SLG: 0.367			K		F9			G2-3		4	0	0	0	0	2	2											
Cesar Izturis, S OBP: 0.310, SLG: 0.322			2B		1B			17 S		3	0	3	0	0	0	0											
Inning Stats	R: 1 H: 2 E: 0 K: 2 S: 10	H: 2 LOB: 1 BB: 0 P: 16	R: 0 H: 0 E: 0 K: 1 S: 9	H: 0 LOB: 0 BB: 0 P: 11	R: 0 H: 1 E: 0 K: 1 S: 13	H: 1 LOB: 0 BB: 0 P: 21	R: 0 H: 0 E: 0 K: 1 S: 8	H: 0 LOB: 0 BB: 0 P: 13	R: 0 H: 1 E: 0 K: 1 S: 11	H: 1 LOB: 1 BB: 0 P: 18	R: 0 H: 0 E: 0 K: 1 S: 8	H: 0 LOB: 0 BB: 0 P: 13	R: 0 H: 1 E: 0 K: 2 S: 10	H: 1 LOB: 1 BB: 0 P: 12	R: 1 H: 2 E: 0 K: 1 S: 9	H: 2 LOB: 2 BB: 0 P: 15	1B: 5 2B: 2 3B: 0 HR: 1	SF: 0 SAC: 1 DP: 0 HBP: 0	WP: 0 PB: 0 SB: 1 CS: 0	PA: 35							
PITCHER	IP	WLS	BF	H	R	ER	SO	BB	IBB	HBP	BLK	WP	HR	S	P	ERA	WHIP										
Javier Vazquez, R ERA: 4.15	(1, 1)	7.0	26	5	1	1	8	0	0	0	0	0	1	72	112	1.29	0.714										
Ryan Bukvich, R ERA: 5.14	(8, 1)	0.1	2	1	0	0	0	0	0	0	0	0	0	4	4	0.00	3.000										
57 Boone Logan, L ERA: 4.05	(8, 1)	0.1	1	0	0	0	1	0	0	0	0	0	0	3	3	0.00	0.000										
45 Bobby Jenks, R ERA: 3.14	(8, 1)	1.1	L	6	2	1	2	0	0	0	0	0	0	12	20	6.75	1.500										

Chicago Cubs @ Chicago White Sox
U.S. Cellular Field, Chicago, IL
Sat Jun 23 2007, 1:05 PM EDT
Att: 39,043 - Cloudy - 65 F

AB 34
R 2
H 8
RBI 2
BB 0
SO 11
LOB 14

Batter	1	2	3	4	5	6	7	8	9	AB	R	H	RBI	BB	SO	LOB	BOTTOM										
22 Scott Podsednik, L OBP: 0.381, SLG: 0.432			K		G4-3				F7	4	1	1	0	1	1	0											
26 Andy González, R OBP: 0.303, SLG: 0.276			G4-3		K			BB		3	0	0	0	0	2	1											
Rob Mackowiak, L OBP: 0.313, SLG: 0.317			G4-3		K			F7		1	0	0	0	0	0	1											
25 Jim Thome, L OBP: 0.460, SLG: 0.539			G6-3		1B			F7		4	0	1	1	0	1	0											
14 Paul Konerko, R OBP: 0.343, SLG: 0.444			2B		K			F7		4	0	1	0	0	1	1											
12 A.J. Pierzynski, L OBP: 0.297, SLG: 0.406			L5		K			BB		3	0	0	0	1	1	2											
Tadahito Iguchi, R OBP: 0.332, SLG: 0.354			L4		K			BB		2	0	0	0	2	1	0											
22 Josh Fields, R OBP: 0.305, SLG: 0.429			1B		1B			FC5-4		4	0	2	0	0	0	4											
30 Luis Terrero, R OBP: 0.359, SLG: 0.462			1B		FC6			F7		4	0	1	0	0	1	1											
5 Juan Uribe, R OBP: 0.278, SLG: 0.328			1B		1B			K		3	0	0	0	0	1	1											
8 Alex Cintron, S OBP: 0.258, SLG: 0.264			G5-3		L5			K		1	0	0	0	0	1	0											
Inning Stats	R: 1 H: 2 E: 0 K: 0 S: 14	H: 2 LOB: 1 BB: 0 P: 21	R: 0 H: 2 E: 0 K: 0 S: 9	H: 2 LOB: 1 BB: 0 P: 12	R: 0 H: 1 E: 0 K: 3 S: 13	H: 1 LOB: 0 BB: 0 P: 21	R: 0 H: 1 E: 0 K: 2 S: 13	H: 1 LOB: 1 BB: 0 P: 19	R: 0 H: 0 E: 0 K: 1 S: 9	H: 0 LOB: 0 BB: 0 P: 12	R: 0 H: 0 E: 0 K: 0 S: 12	H: 0 LOB: 2 BB: 2 P: 23	R: 0 H: 0 E: 0 K: 1 S: 11	H: 0 LOB: 1 BB: 1 P: 18	R: 0 H: 0 E: 1 K: 1 S: 9	H: 0 LOB: 2 BB: 1 P: 13	R: 0 H: 0 E: 0 K: 2 S: 9	H: 0 LOB: 0 BB: 0 P: 14	1B: 5 2B: 1 3B: 0 HR: 0	SF: 0 SAC: 0 DP: 0 HBP: 0	WP: 0 PB: 0 SB: 1 CS: 0	PA: 37					
PITCHER	IP	WLS	BF	H	R	ER	SO	BB	IBB	HBP	BLK	WP	HR	S	P	ERA	WHIP										
53 Rich Hill, L ERA: 3.13	(1, 1)	5.2	24	6	1	1	6	2	0	0	0	0	0	9	17	0.00	1.000										
49 Carlos Marmol, R ERA: 0.95	(6, 1)	1.0	4	0	0	0	1	1	0	0	0	0	0	9	17	0.00	1.000										
13 Will Ohman, L ERA: 4.64	(7, 1)	1.0	4	0	0	0	1	0	0	0	0	0	0	10	10	0.00	0.000										
43 Michael Wuerz, R ERA: 3.41	(8, 1)	0.1	W	2	0	0	0	1	0	0	0	0	0	3	7	0.00	3.000										
Bob Howry, R ERA: 3.79	(9, 1)	1.0	S	3	0	0	2	0	0	0	0	0	0	9	14	0.00	0.000										

Chicago Cubs @ Chicago White Sox
U.S. Cellular Field, Chicago, IL
Sat Jun 23 2007, 1:05 PM EDT
Att: 39,043 - Cloudy - 65 F

AB 33
R 1
H 6
RBI 1
BB 4
SO 10
LOB 11

Batter	1	2	3	4	5	6	7	8	9	AB	R	H	RBI	BB	SO	LOB	TOP			
12 Alfonso Soriano, R (1, 7) OBP: 0.360, SLG: 0.566										5	1	3	1	0	1	0	Chicago Cubs @ Chicago White Sox U.S. Cellular Field, Chicago, IL Sun Jun 24 2007, 2:05 PM EDT Att: 39,194 - Overcast - 69 F			
17 Mike Fontenot, L (1, 4) OBP: 0.371, SLG: 0.586										4	0	2	0	1	0	2				
25 Derrek Lee, R (1, 3) OBP: 0.420, SLG: 0.517										5	0	0	0	0	0	6				
16 Aramis Ramirez, R (1, 10) OBP: 0.354, SLG: 0.547										5	1	2	0	0	0	2				
15 Cliff Floyd, L (1, 9) OBP: 0.364, SLG: 0.404										3	0	2	0	0	0	1				
20 Felix Pie, L (7, 8) OBP: 0.281, SLG: 0.367									0	1	0	0	1	0	0					
29 Angel Pagan, S (1, 8) OBP: 0.346, SLG: 0.472										4	0	1	1	0	1	3				
Mark DeRosa, R (1, 5) OBP: 0.346, SLG: 0.430									4	0	1	0	0	1	3					
Koyie Hill, S (1, 2) OBP: 0.257, SLG: 0.323										3	0	1	1	0	0	1				
Cesar Izturis, S (1, 6) OBP: 0.303, SLG: 0.314										4	0	0	0	0	0	2				
Inning Stats	R: 0 E: 0 K: 1 S: 9	H: 0 LOB: 0 BB: 0 P: 12	R: 0 E: 0 K: 1 S: 8	H: 1 LOB: 1 BB: 0 P: 12	R: 0 E: 0 K: 0 S: 8	H: 2 LOB: 2 BB: 0 P: 14	R: 0 E: 0 K: 1 S: 10	H: 1 LOB: 1 BB: 0 P: 15	R: 0 E: 0 K: 0 S: 9	H: 2 LOB: 2 BB: 0 P: 13	R: 1 E: 0 K: 0 S: 13	H: 2 LOB: 1 BB: 0 P: 18	R: 1 E: 0 K: 0 S: 13	H: 2 LOB: 1 BB: 0 P: 22	R: 1 E: 0 K: 0 S: 10	H: 2 LOB: 1 BB: 1 P: 18	1B: 10 2B: 2 3B: 0 HR: 1	SF: 1 SAC: 0 DP: 1 HBP: 0	WP: 0 PB: 0 SB: 1 CS: 0	PA: 40
PITCHER	IP WLS BF H R ER SO BB IBB HBP BLK WP HR S P ERA WHIP	7.0 L 31 10 2 2 3 0 0 0 0 0 1 70 106 2.57 1.429	1.0 5 2 1 1 0 1 0 0 0 0 0 0 10 18 9.00 3.000	1.0 4 0 0 0 0 1 0 0 0 0 0 0 13 20 0.00 1.000	PITCHER															

Batter	1	2	3	4	5	6	7	8	9	AB	R	H	RBI	BB	SO	LOB	BOTTOM				
22 Scott Podsednik, L (1, 7) OBP: 0.391, SLG: 0.425										3	0	1	0	1	0	2	Chicago Cubs @ Chicago White Sox U.S. Cellular Field, Chicago, IL Sun Jun 24 2007, 2:05 PM EDT Att: 39,194 - Overcast - 69 F				
26 Andy González, R (1, 9) OBP: 0.270, SLG: 0.242										4	0	0	0	0	1	3					
25 Jim Thome, L (1, 10) OBP: 0.450, SLG: 0.523										4	0	0	0	0	1	2					
14 Paul Konerko, R (1, 3) OBP: 0.338, SLG: 0.437									4	0	0	0	0	0	0	0					
12 A.J. Pierzynski, L (1, 2) OBP: 0.296, SLG: 0.401									3	0	0	0	1	0	0	0					
Tadahito Iguchi, R (1, 4) OBP: 0.339, SLG: 0.361									4	0	3	0	0	0	0	0					
22 Josh Fields, R (1, 5) OBP: 0.286, SLG: 0.400									4	0	0	0	0	0	3	4					
30 Luis Terrero, R (1, 8) OBP: 0.363, SLG: 0.463										2	0	1	0	0	1	0					
Rob Mackowiak, L (7, PH) OBP: 0.315, SLG: 0.315										1	0	0	0	1	1	2					
5 Juan Uribe, R (1, 6) OBP: 0.283, SLG: 0.333										3	0	2	0	0	0	2					
Inning Stats	R: 0 E: 0 K: 0 S: 7	H: 0 LOB: 0 BB: 1 P: 14	R: 0 E: 0 K: 0 S: 9	H: 1 LOB: 1 BB: 0 P: 15	R: 0 E: 0 K: 1 S: 12	H: 2 LOB: 0 BB: 0 P: 15	R: 0 E: 0 K: 0 S: 6	H: 0 LOB: 0 BB: 0 P: 8	R: 0 E: 0 K: 1 S: 9	H: 2 LOB: 1 BB: 0 P: 13	R: 0 E: 0 K: 1 S: 8	H: 0 LOB: 0 BB: 0 P: 12	R: 0 E: 0 K: 1 S: 13	H: 1 LOB: 2 BB: 1 P: 23	R: 0 E: 0 K: 1 S: 11	H: 0 LOB: 0 BB: 0 P: 17	1B: 7 2B: 1 3B: 0 HR: 0	SF: 0 SAC: 0 DP: 2 HBP: 0	WP: 0 PB: 0 SB: 0 CS: 0	PA: 35	
PITCHER	IP WLS BF H R ER SO BB IBB HBP BLK WP HR S P ERA WHIP	6.1 W 23 5 0 0 3 1 0 0 0 0 0 54 81 0.00 0.947	0.2 H 4 1 0 0 1 1 0 0 0 0 0 10 19 0.00 3.000	1.0 H 3 0 0 0 1 0 0 0 0 0 0 11 17 0.00 0.000	1.0 S 5 1 0 0 2 1 0 0 0 0 0 12 20 0.00 2.000	PITCHER															

Batter	1	2	3	4	5	6	7	8	9	AB	R	H	RBI	BB	SO	LOB	TOP								
18 Cory Sullivan, L (1, 8) OBP: 0.500, SLG: 0.500	1-3 K		1-0 1B			1-1 1B	0-2 K			4	1	2	0	0	2	0	Colorado Rockies @ Chicago Cubs Wrigley Field, Chicago, IL Wed Jun 27 2007, 1:20 PM CDT Att: 39,972 - Partly Cloudy - 87 F								
Kazu Matsui, S (1, 4) OBP: 0.344, SLG: 0.457	2-1 F7		2-3 K			2-1 F7		4-2 BB		3	1	0	0	1	1	2									
5 Matt Holliday, R (1, 7) OBP: 0.397, SLG: 0.584	4-1 BB		0-0 FC6			0-1 1B		0-0 F8		3	1	1	0	1	0	2									
17 Todd Helton, L (1, 3) OBP: 0.442, SLG: 0.468	4-2 BB			1-2 G4-3		4-1 1B		3-1 F7		2	0	0	0	2	0	1									
27 Garrett Atkins, R (1, 5) OBP: 0.326, SLG: 0.409	3-2 P4			1-3 K		0-3 K		1-0 K		4	1	1	2	0	2	5									
11 Brad Hawpe, L (1, 9) OBP: 0.385, SLG: 0.527		1-1 F7		1-3 K		3-2 1B		0-1 G3		4	0	1	2	0	1	0									
2 Troy Tulowitzki, R (1, 6) OBP: 0.343, SLG: 0.412		2-3 K			0-2 G5-3				1-3 K	4	0	0	0	0	3	2									
8 Yorvit Torrealba, R (1, 2) OBP: 0.305, SLG: 0.328		1-3 K			3-2 1B		1-2 G4-3		2-3 K	4	0	1	0	0	2	0									
4B Jason Hirsh, R (1, 1) OBP: 0.038, SLG: 0.038			1-2 L5		1-0 G1-6-3		2-3 K		1-2 G4-3	2	0	0	0	0	0	1									
3 Willy Taveras, R (7, PH) OBP: 0.350, SLG: 0.377										1	0	0	0	0	1	0									
Jeremy Affeldt, L (7, 1)										0	0	0	0	0	0	0									
60 Manny Corpas, R (8, 1)										0	0	0	0	0	0	0									
19 Ryan Spillborghs, R (9, PH) OBP: 0.333, SLG: 0.455										1	0	0	0	0	0	0									
Inning Stats	R: 0 E: 0 K: 1 S: 12	H: 0 LOB: 2 BB: 2 P: 26	R: 0 E: 0 K: 2 S: 8	H: 0 LOB: 0 BB: 0 P: 12	R: 0 E: 0 K: 1 S: 8	H: 1 LOB: 1 BB: 0 P: 12	R: 0 E: 0 K: 2 S: 12	H: 0 LOB: 0 BB: 0 P: 15	R: 0 E: 0 K: 0 S: 11	H: 1 LOB: 0 BB: 0 P: 15	R: 2 E: 0 K: 2 S: 17	H: 3 LOB: 2 BB: 1 P: 27	R: 0 E: 0 K: 12 S: 12	H: 0 LOB: 0 BB: 0 P: 15	R: 2 E: 0 K: 0 S: 8	H: 1 LOB: 0 BB: 1 P: 16	R: 0 E: 0 K: 2 S: 9	H: 0 LOB: 0 BB: 0 P: 13	1B: 5 2B: 0 3B: 0 HR: 1	SF: 0 SAC: 0 DP: 1 HBP: 0	WP: 0 PB: 0 SB: 0 CS: 0	PA: 36			
PITCHER	IP WLS BF H R ER SO BB IBB HBP BLK WP HR S P ERA WHIP	6.0 W 25 5 2 2 8 3 0 0 0 0 0 1 18 29 3.00 1.333	1.2 H 7 1 2 2 2 1 0 0 0 0 0 0 2 2 10.80 1.200	0.1 H 1 0 0 0 0 0 0 0 0 0 0 0 0 2 0.00 0.000	1.0 S 3 0 0 0 0 2 0 0 0 0 0 0 0 9 0.00 0.000																				

AB	32
R	4
H	6
RBI	4
BB	4
SO	12
LOB	13




Batter	1	2	3	4	5	6	7	8	9	AB	R	H	RBI	BB	SO	LOB	BOTTOM						
12 Alfonso Soriano, R (1, 7) OBP: 0.353, SLG: 0.551	1-1 F8			0-2 G6-3		0-2 F8				4	0	0	0	0	1	1	Colorado Rockies @ Chicago Cubs Wrigley Field, Chicago, IL Wed Jun 27 2007, 1:20 PM CDT Att: 39,972 - Partly Cloudy - 87 F						
17 Mike Fontenot, L (1, 4) OBP: 0.434, SLG: 0.704	2-2 1B		2-2 F8	0-1 HR		0-1 2B		25 G3		4	2	3	1	0	0	0							
25 Derrek Lee, R (1, 3) OBP: 0.421, SLG: 0.511	4-0 BB		4-1 HR	1-1 E4		2-1 G3				2	1	0	0	2	0	1							
15 Cliff Floyd, L (1, 9) OBP: 0.379, SLG: 0.424	0-1 F7		4-1 HR	2-2 F8		4-0 FC4-6				2	1	0	0	2	0	3							
20 Felix Pie, L (7, PR) OBP: 0.290, SLG: 0.364			1-2 HR							0	0	0	0	0	0	0							
29 Angel Pagán, S (1, 8) OBP: 0.330, SLG: 0.475	0-2 G1-3		2-3 K		0-1 P6		1-0 SF8			3	0	0	1	0	1	4							
Mark DeRosa, R (1, 5) OBP: 0.395, SLG: 0.451		0-0 2B	2-1 HR		3-1 G6-3		0-0 FC4-6			4	2	2	3	0	0	1							
Koyie Hill, S (1, 2) OBP: 0.273, SLG: 0.333		1-1 P6	4-0 BB		2-3 K			1-3 K		3	0	0	0	1	2	1							
2 Ryan Theriot, R (1, 6) OBP: 0.316, SLG: 0.326		3-2 1B	0-0 F9			0-1 G6-3		0-0 L4		4	0	1	1	0	0	1							
38 Carlos Zambrano, S (1, 1) OBP: 0.257, SLG: 0.457		0-3 K		1-2 G4-3		2-2 G3				2	0	0	0	0	1	1							
Jacques Jones, L (5, PH) OBP: 0.299, SLG: 0.307										1	0	0	0	0	0	0							
56 Billy Watkins, L (7, 1)										0	0	0	0	0	0	0							
13 Will Ohman, L (8, 1)										0	0	0	0	0	0	0							
32 Danlye Ward, L (8, PH) OBP: 0.449, SLG: 0.660										1	0	0	0	0	1	0							
49 Carlos Marmol, R (9, 1)										0	0	0	0	0	0	0							
Inning Stats	R: 0 E: 0 K: 0 S: 10	H: 1 LOB: 2 BB: 1 P: 17	R: 1 E: 0 K: 2 S: 14	H: 2 LOB: 0 BB: 0 P: 19	R: 3 E: 0 K: 1 S: 11	H: 1 LOB: 1 BB: 3 P: 29	R: 1 E: 1 K: 0 S: 17	H: 1 LOB: 1 BB: 0 P: 21	R: 0 E: 0 K: 1 S: 7	H: 0 LOB: 0 BB: 0 P: 12	R: 0 E: 0 K: 0 S: 10	H: 0 LOB: 0 BB: 0 P: 12	R: 1 E: 0 K: 0 S: 6	H: 1 LOB: 1 BB: 1 P: 13	R: 0 E: 0 K: 2 S: 8	H: 0 LOB: 0 BB: 0 P: 10	1B: 2 2B: 2 3B: 0 HR: 2	SF: 1 SAC: 0 DP: 0 HBP: 0	WP: 2 PB: 0 SB: 1 CS: 0	PA: 36			
PITCHER	IP WLS BF H R ER SO BB IBB HBP BLK WP HR S P ERA WHIP	6.0 L 28 5 5 5 4 4 0 0 0 0 0 0 6 13 9.00 2.000	1.0 5 1 1 1 0 1 0 0 0 0 0 0 6 13 9.00 2.000	1.0 3 0 0 0 2 0 0 0 0 0 0 0 8 10 0.00 0.000																			



Batter	1	2	3	4	5	6	7	8	9	AB	R	H	RBI	BB	SO	LOB	TOP										
1 Corey Hart, R OBP: 0.391, SLG: 0.524	2-3 K	2-3 K		1-2 7 CS 1B			0-3 K		2-1 1B	5	0	2	0	0	3	0	Milwaukee Brewers @ Chicago Cubs Wrigley Field, Chicago, IL Fri Jun 29 2007, 1:20 PM CDT Att: 41,909 - Cloudy - 67 F										
7 J.J. Hardy, R OBP: 0.340, SLG: 0.505	4-2 28 HBP 2 1B BB	4-2 28 1B BB		2-3 1-2 K			1-1 F8		0-2 P4	3	1	0	0	2	1	3											
8 Ryan Braun, R OBP: 0.372, SLG: 0.597	1-2 2 1B SF9	2-3 K		2-2 L5			0-0 1B		3-3 K	5	1	2	0	0	2	3											
28 Prince Fielder, L OBP: 0.373, SLG: 0.619	1-0 2 1B HR	2-1 1B			0-1 F7		1-3 K		1-3 K	3	1	1	0	0	1	1											
2 Bill Hall, R OBP: 0.338, SLG: 0.452	1-1 HR	1-3 K			1-3 K			0-1 F9		4	1	1	1	0	2	2											
Johnny Estrada, S OBP: 0.302, SLG: 0.431	3-2 SF9		2-2 G5-3		1-2 G4-3			1-3 K		3	0	0	1	0	1	0											
Kevin Mench, R OBP: 0.285, SLG: 0.429	0-1 HR		0-0 23 FC5-4 1B		4-0 49 G4-3 BB			2-1 P3		3	1	2	3	1	0	0											
23 Rickie Weeks Jr., R OBP: 0.348, SLG: 0.432	2-1 E6		1-1 FC5-4		1-3 K			1-2 L7		4	0	0	0	0	1	2											
49 Yovani Gallardo, R 12 Carlos Villanueva, R Matt Wise, R Derrick Turnbow, R 9 Tony Graffanino, R Francisco Cordero, R	0-2 G5-3		1-3 K		0-0 G4-3			4-1 1B BB		3	0	0	0	0	1	3											
Inning Stats	R: 5 E: 1 K: 1 S: 31	H: 3 LOB: 1 BB: 1 P: 45	R: 0 E: 0 K: 3 S: 18	H: 1 LOB: 2 BB: 1 P: 29	R: 0 E: 0 K: 1 S: 14	H: 1 LOB: 0 BB: 0 P: 18	R: 0 E: 0 K: 1 S: 12	H: 1 LOB: 0 BB: 0 P: 17	R: 0 E: 0 K: 1 S: 9	H: 0 LOB: 0 BB: 0 P: 11	R: 0 E: 0 K: 1 S: 5	H: 0 LOB: 0 BB: 1 P: 10	R: 0 E: 0 K: 2 S: 10	H: 1 LOB: 1 BB: 0 P: 12	R: 0 E: 0 K: 1 S: 7	H: 0 LOB: 0 BB: 0 P: 10		R: 0 E: 0 K: 1 S: 12	H: 1 LOB: 2 BB: 1 P: 22	1B: 7 2B: 1 3B: 0 HR: 1	SF: 1 SAC: 0 DP: 2 HBP: 1	WP: 0 PB: 0 SB: 0 CS: 1	PA: 39				
PITCHER	IP	WLS	BF	H	R	ER	SO	BB	IBB	HBP	BLK	WP	HR	S	P	ERA	WHIP										
53 Rich Hill, L ERA: 3.49	3.0		18	5	5	5	5	2	0	1	0	0	1	63	92	15.00	2.3333										
56 Billy Petrick, R ERA: 4.91	2.0		6	1	0	0	2	0	0	0	0	0	0	21	28	0.00	0.500										
43 Michael Wertz, R ERA: 2.95	2.0		7	1	0	0	3	1	0	0	0	0	0	15	22	0.00	1.000										
49 Carlos Mammol, R ERA: 1.23	1.0		3	0	0	0	1	0	0	0	0	0	0	7	10	0.00	0.000										
Bob Howry, R ERA: 4.19	1.0	W	5	1	0	0	1	1	0	0	0	0	0	12	22	0.00	2.000										

Batter	1	2	3	4	5	6	7	8	9	AB	R	H	RBI	BB	SO	LOB	BOTTOM										
12 Alfonso Soriano, R OBP: 0.353, SLG: 0.552	0-3 K		1-3 K2-3		1-2 2B		2-3 K		0-1 17 1B 25 SF9 1B	5	1	2	0	0	3	2	Milwaukee Brewers @ Chicago Cubs Wrigley Field, Chicago, IL Fri Jun 29 2007, 1:20 PM CDT Att: 41,909 - Cloudy - 67 F										
17 Mike Fontenot, L OBP: 0.432, SLG: 0.684	1-1 G5-3		2-2 G4-3		1-3 K		2-1 1B		0-1 16 HR 1B	5	1	2	1	0	1	1											
25 Derrek Lee, R OBP: 0.418, SLG: 0.505	0-0 F8			4-1 16 2B 15 G3 BB	0-2 G4-3		0-1 L8		2-2 SF9	3	1	0	1	1	0	3											
16 Aramis Ramirez, R OBP: 0.354, SLG: 0.557		0-0 1B		2-1 15 G3 WP 2B	1-3 2B		3-2 G4-3		2-3 K	5	2	3	2	0	1	2											
15 Cliff Floyd, L OBP: 0.376, SLG: 0.419		1-0 F8		0-0 G3		1-0 1B		2-3 K		4	0	1	1	0	1	2											
Mark DeRosa, R OBP: 0.382, SLG: 0.452		2-1 1B		2-3 3H 4-2 BB		1-1 L7		4-2 32 WP BB		2	0	1	0	2	0	1											
Rob Bowen, S ERA: 2.79		2-3 K		3-3 3H 1-1 L6		3-3 K		2-2 K		3	0	0	0	0	2	4											
32 Danyele Ward, L OBP: 0.446, SLG: 0.400 Koyie Hill, S OBP: 0.273, SLG: 0.333		1-2 K		1-1 K		1-1 K		1-2 K		1	0	0	0	0	1	1											
20 Felix Pie, L OBP: 0.279, SLG: 0.356		3-3 K		1 SAFE 2-3 K		4-1 29 1B 17 1B BB		1-2 G1-3		3	1	0	0	1	2	4											
43 Rich Hill, L 49 Yovani Gallardo, R 56 Billy Petrick, R 9 Tony Graffanino, R 28 Prince Fielder, L 49 Carlos Mammol, R Bob Howry, R Francisco Cordero, R			1-1 F9		1-1 P5		3-2 SAFE 17 1B 1B		1-1 P4	0	0	0	0	0	0	0											
Inning Stats	R: 0 E: 0 K: 1 S: 6	H: 0 LOB: 0 BB: 0 P: 7	R: 0 E: 0 K: 2 S: 10	H: 2 LOB: 0 BB: 0 P: 18	R: 0 E: 0 K: 1 S: 8	H: 0 LOB: 0 BB: 0 P: 12	R: 2 E: 0 K: 1 S: 11	H: 1 LOB: 1 BB: 2 P: 24	R: 0 E: 0 K: 1 S: 11	H: 1 LOB: 1 BB: 0 P: 14	R: 0 E: 0 K: 1 S: 9	H: 1 LOB: 1 BB: 0 P: 17	R: 1 E: 0 K: 2 S: 15	H: 2 LOB: 2 BB: 1 P: 28	R: 0 E: 0 K: 2 S: 11	H: 0 LOB: 1 BB: 1 P: 20	R: 3 E: 0 K: 0 S: 10	H: 3 LOB: 0 BB: 0 P: 13	1B: 7 2B: 2 3B: 0 HR: 1	SF: 1 SAC: 0 DP: 0 HBP: 0	WP: 2 PB: 0 SB: 0 CS: 0	PA: 40					
PITCHER	IP	WLS	BF	H	R	ER	SO	BB	IBB	HBP	BLK	WP	HR	S	P	ERA	WHIP										
49 Yovani Gallardo, R ERA: 2.79	6.0		25	5	2	2	7	2	0	0	0	0	0	9	20	27.00	9.000										
12 Carlos Villanueva, R ERA: 2.83	0.1	H	4	2	1	1	1	1	0	0	0	0	0	6	8	0.00	0.000										
Matt Wise, R ERA: 2.91	0.2	H	2	0	0	0	1	0	0	0	0	0	0	6	8	0.00	0.000										
Derrick Turnbow, R ERA: 3.68	1.0	H	4	0	0	0	2	1	0	0	0	1	0	11	20	0.00	1.000										
Francisco Cordero, R ERA: 2.91	0.2	L	5	3	3	3	0	0	0	0	0	0	1	10	13	40.50	4.500										

AB 33
R 5
H 8
RBI 5
BB 4
SO 12
LOB 14



Batter	1	2	3	4	5	6	7	8	9	AB	R	H	RBI	BB	SO	LOB	TOP								
1 Corey Hart, R OBP: 0.390, SLG: 0.523	1-1 E6 7 1B 8 2B	0-0 P4	1-2 G3		0-1 F8 8 2B		0-2 F8		0-1 G5-3 8 HR 1B	6	3	2	0	0	0	1	Milwaukee Brewers @ Chicago Cubs Wrigley Field, Chicago, IL Sat Jun 30 2007, 2:55 PM CDT Att: 41,415 - Sunny - 70 F								
7 J.J. Hardy, R OBP: 0.341, SLG: 0.512 Craig Counsell, L OBP: 0.345, SLG: 0.339	1-0 8 2B 28 2B 1B	2-2 G3	2-2 8 1B 3B		0-1 F8 2-3		2-1 HR		2-1 G5-3 1-2	4	2	2	1	0	0	1									
8 Ryan Braun, R OBP: 0.392, SLG: 0.643	3-2 28 2B 1-3 2-H	4-0 28 2B BB	3-H 2-2 1B		1-2 E4 28 BB 4-0		1-2 28 G4-3 2B		2-1 HR	5	3	4	4	1	0	0									
28 Prince Fielder, L OBP: 0.375, SLG: 0.622	1-1 2 G3-1 1B 2B 2H 3-H	1-2 2 2B 1-H	3-H 2-2 P6		3-H 4-0 1-2 BB		1-2 G4-3 2-3		3-2 P2	5	2	2	3	1	0	2									
2 Bill Hall, R OBP: 0.339, SLG: 0.455	1-1 G3-1 2-3	0-0 1B 2B 2H		3-2 S 1B		1-1 G5-3				5	1	2	1	0	0	4									
Johnny Estrada, S OBP: 0.304, SLG: 0.431	0-1 BB 3-H	0-0 FC5-4 1B		0-1 F8		0-0 F7		3-2 G6-3		5	0	2	2	0	0	1									
Kevin Mench, R OBP: 0.288, SLG: 0.421	4-1 BB 1-2	0-0 FC5-4 1-2		4-0 23 G5-4-3 BB		1-2 E5		3-1 G4-3		3	0	0	0	2	0	1									
23 Rickie Weeks Jr., R OBP: 0.345, SLG: 0.424	1-3 K		4-1 1 G3 7 3B 15 S BB		0-2 G5-4-3 1-2		2-3 K		1-3 K	4	1	0	0	1	3	5									
15 Ben Sheets, R OBP: 0.086, SLG: 0.086 18 Gabe Gross, L OBP: 0.337, SLG: 0.375 50 Chris Spurling, R OBP: 0.347, SLG: 0.374	0-3 K		1-3 K		1-0 G4-3		0-3 K		0-1 F8	4	0	0	0	0	3	4									
Inning Stats	R: 4 E: 1 K: 2 S: 19	H: 4 LOB: 2 BB: 1 P: 31	R: 3 E: 0 K: 0 S: 10	H: 3 LOB: 1 BB: 1 P: 17	R: 2 E: 0 K: 1 S: 25	H: 2 LOB: 1 BB: 1 P: 37	R: 0 E: 0 K: 0 S: 8	H: 1 LOB: 1 BB: 1 P: 15	R: 1 E: 1 K: 0 S: 11	H: 1 LOB: 2 BB: 1 P: 18	R: 0 E: 1 K: 2 S: 12	H: 0 LOB: 1 BB: 0 P: 15	R: 1 E: 0 K: 0 S: 13	H: 2 LOB: 1 BB: 0 P: 17	R: 0 E: 0 K: 1 S: 8	H: 0 LOB: 0 BB: 0 P: 15		R: 2 E: 0 K: 0 S: 14	H: 2 LOB: 0 BB: 0 P: 21	1B: 6 2B: 6 3B: 1 HR: 2	SF: 0 SAC: 0 DP: 1 HBP: 0	WP: 0 PB: 0 SB: 2 CS: 0	PA: 49		
PITCHER	IP WLS BF H R ER SO BB IBB HBP BLK WP HR S P ERA WHIP	IP WLS BF H R ER SO BB IBB HBP BLK WP HR S P ERA WHIP	IP WLS BF H R ER SO BB IBB HBP BLK WP HR S P ERA WHIP	IP WLS BF H R ER SO BB IBB HBP BLK WP HR S P ERA WHIP	IP WLS BF H R ER SO BB IBB HBP BLK WP HR S P ERA WHIP	IP WLS BF H R ER SO BB IBB HBP BLK WP HR S P ERA WHIP	IP WLS BF H R ER SO BB IBB HBP BLK WP HR S P ERA WHIP	IP WLS BF H R ER SO BB IBB HBP BLK WP HR S P ERA WHIP	IP WLS BF H R ER SO BB IBB HBP BLK WP HR S P ERA WHIP	IP WLS BF H R ER SO BB IBB HBP BLK WP HR S P ERA WHIP	IP WLS BF H R ER SO BB IBB HBP BLK WP HR S P ERA WHIP	IP WLS BF H R ER SO BB IBB HBP BLK WP HR S P ERA WHIP	IP WLS BF H R ER SO BB IBB HBP BLK WP HR S P ERA WHIP	IP WLS BF H R ER SO BB IBB HBP BLK WP HR S P ERA WHIP	IP WLS BF H R ER SO BB IBB HBP BLK WP HR S P ERA WHIP	IP WLS BF H R ER SO BB IBB HBP BLK WP HR S P ERA WHIP	IP WLS BF H R ER SO BB IBB HBP BLK WP HR S P ERA WHIP	IP WLS BF H R ER SO BB IBB HBP BLK WP HR S P ERA WHIP	IP WLS BF H R ER SO BB IBB HBP BLK WP HR S P ERA WHIP	IP WLS BF H R ER SO BB IBB HBP BLK WP HR S P ERA WHIP	IP WLS BF H R ER SO BB IBB HBP BLK WP HR S P ERA WHIP	IP WLS BF H R ER SO BB IBB HBP BLK WP HR S P ERA WHIP	IP WLS BF H R ER SO BB IBB HBP BLK WP HR S P ERA WHIP	IP WLS BF H R ER SO BB IBB HBP BLK WP HR S P ERA WHIP	IP WLS BF H R ER SO BB IBB HBP BLK WP HR S P ERA WHIP

AB	44
R	13
H	15
RBI	12
BB	5
SO	6
LOB	20



Batter	1	2	3	4	5	6	7	8	9	AB	R	H	RBI	BB	SO	LOB	BOTTOM								
12 Alfonso Soriano, R OBP: 0.356, SLG: 0.551 20 Felix Pie, L OBP: 0.277, SLG: 0.353	0-0 17 3B 1B		4-2 17 G3 BB						0-3 K2-3	2	1	1	0	1	1	0	Milwaukee Brewers @ Chicago Cubs Wrigley Field, Chicago, IL Sat Jun 30 2007, 2:55 PM CDT Att: 41,415 - Sunny - 70 F								
17 Mike Fontenot, L OBP: 0.424, SLG: 0.688	0-1 SAFE 16 SF9 3B		1-2 G3 1-2			1-1 G6-3		2-2 G4-3		4	1	1	1	0	0	1									
25 Derrek Lee, R OBP: 0.415, SLG: 0.502 32 Danyle Ward, L OBP: 0.448, SLG: 0.404	3-3 K		1-3 K			0-2 2 1B 1B		1-2 P4		2	0	0	0	0	2	2									
16 Aramis Ramirez, R OBP: 0.355, SLG: 0.567 2 Ryan Theriot, R OBP: 0.316, SLG: 0.326	0-0 SF9			0-0 3B		1-1 2B 1B		2-3 K		1	0	1	1	0	0	0									
15 Cliff Floyd, L OBP: 0.367, SLG: 0.408	0-1 G4-3			0-0 L3		1-2 2B 1B		0-3 K		4	0	0	0	0	1	3									
Mark DeRosa, R OBP: 0.384, SLG: 0.457		2-2 L7		3-3 K		1-1 1-H 2H 2B		0-0 1B		4	0	2	2	0	1	1									
29 Angel Pagan, S OBP: 0.303, SLG: 0.476 47 Scott Eyre, L OBP: 0.311, SLG: 0.311 57 Rocky Cherry, R OBP: 0.250, SLG: 0.440 13 Will Ohman, L OBP: 0.347, SLG: 0.374 43 Michael Wuerzt, R OBP: 0.347, SLG: 0.374 Koyie Hill, S OBP: 0.250, SLG: 0.302		3-2 F8		1-3 K		0-3 K		2-3 K		1	0	0	0	0	0	0									
45 Sean Marshall, L OBP: 0.319 Jacque Jones, L OBP: 0.289, SLG: 0.320		1-0 F9			3-2 G4-3		1-3 K		1-3 K	4	0	0	0	0	2	1									
										0	0	0	0	0	0	0									
										3	0	0	0	0	1	0									
Inning Stats	R: 2 E: 0 K: 1 S: 9	H: 2 LOB: 0 BB: 0 P: 12	R: 0 E: 0 K: 0 S: 8	H: 0 LOB: 0 BB: 0 P: 14	R: 0 E: 0 K: 2 S: 12	H: 0 LOB: 1 BB: 1 P: 19	R: 0 E: 0 K: 2 S: 15	H: 1 LOB: 1 BB: 0 P: 19	R: 0 E: 0 K: 1 S: 11	H: 0 LOB: 0 BB: 0 P: 16	R: 2 E: 0 K: 2 S: 15	H: 3 LOB: 1 BB: 0 P: 18	R: 0 E: 0 K: 0 S: 8	H: 0 LOB: 0 BB: 0 P: 10	R: 0 E: 0 K: 1 S: 11	H: 0 LOB: 0 BB: 0 P: 16	R: 0 E: 0 K: 2 S: 12	H: 1 LOB: 1 BB: 0 P: 16	1B: 4 2B: 1 3B: 2 HR: 0	SF: 1 SAC: 0 DP: 0 HBP: 0	WP: 0 PB: 0 SB: 0 CS: 0	PA: 35			
PITCHER	IP WLS BF H R ER SO BB IBB HBP BLK WP HR S P ERA WHIP	IP WLS BF H R ER SO BB IBB HBP BLK WP HR S P ERA WHIP	IP WLS BF H R ER SO BB IBB HBP BLK WP HR S P ERA WHIP	IP WLS BF H R ER SO BB IBB HBP BLK WP HR S P ERA WHIP	IP WLS BF H R ER SO BB IBB HBP BLK WP HR S P ERA WHIP	IP WLS BF H R ER SO BB IBB HBP BLK WP HR S P ERA WHIP	IP WLS BF H R ER SO BB IBB HBP BLK WP HR S P ERA WHIP	IP WLS BF H R ER SO BB IBB HBP BLK WP HR S P ERA WHIP	IP WLS BF H R ER SO BB IBB HBP BLK WP HR S P ERA WHIP	IP WLS BF H R ER SO BB IBB HBP BLK WP HR S P ERA WHIP	IP WLS BF H R ER SO BB IBB HBP BLK WP HR S P ERA WHIP	IP WLS BF H R ER SO BB IBB HBP BLK WP HR S P ERA WHIP	IP WLS BF H R ER SO BB IBB HBP BLK WP HR S P ERA WHIP	IP WLS BF H R ER SO BB IBB HBP BLK WP HR S P ERA WHIP	IP WLS BF H R ER SO BB IBB HBP BLK WP HR S P ERA WHIP	IP WLS BF H R ER SO BB IBB HBP BLK WP HR S P ERA WHIP	IP WLS BF H R ER SO BB IBB HBP BLK WP HR S P ERA WHIP	IP WLS BF H R ER SO BB IBB HBP BLK WP HR S P ERA WHIP	IP WLS BF H R ER SO BB IBB HBP BLK WP HR S P ERA WHIP	IP WLS BF H R ER SO BB IBB HBP BLK WP HR S P ERA WHIP	IP WLS BF H R ER SO BB IBB HBP BLK WP HR S P ERA WHIP	IP WLS BF H R ER SO BB IBB HBP BLK WP HR S P ERA WHIP	IP WLS BF H R ER SO BB IBB HBP BLK WP HR S P ERA WHIP	IP WLS BF H R ER SO BB IBB HBP BLK WP HR S P ERA WHIP	IP WLS BF H R ER SO BB IBB HBP BLK WP HR S P ERA WHIP

AB	33
R	4
H	7
RBI	4
BB	1
SO	13
LOB	11



Batter	1	2	3	4	5	6	7	8	9	AB	R	H	RBI	BB	SO	LOB	TOP			
1 Corey Hart, R OBP: 0.388, SLG: 0.532	G5-3		K			HR		K		4	1	1	1	0	2	1				
7 J.J. Hardy, R OBP: 0.345, SLG: 0.515	G6-3			1B		F8			2B	4	0	2	0	0	0	0				
8 Ryan Braun, R OBP: 0.388, SLG: 0.632	G1-3			1B		G4-3		F9		4	0	1	0	0	0	1				
28 Prince Fielder, L OBP: 0.371, SLG: 0.614		F7		F8		G3-1		K		4	0	0	0	0	1	3				
2 Bill Hall, R OBP: 0.334, SLG: 0.448	G6-3			G6-4-3			K		K	4	0	0	0	0	2	3				
Johnny Estrada, S OBP: 0.301, SLG: 0.426	G3-1				G4-3		K			3	0	0	0	0	1	0				
Geoff Jenkins, L OBP: 0.344, SLG: 0.512			K				F7			3	0	1	0	0	1	0	AB 30			
23 Rickie Weeks Jr., R OBP: 0.344, SLG: 0.420				BB		G5-3		K		2	0	0	0	0	1	1	R 1			
31 Dave Bush, R OBP: 0.148, SLG: 0.192				SH1-4				P2		1	0	0	0	0	1	1	H 5			
Matt Wise, R										0	0	0	0	0	0	0	RBI 1			
Craig Counsell, L										0	0	0	0	0	0	0	BB 1			
Brian Shouse, L										0	0	0	0	0	0	0	SO 9			
										0	0	0	0	0	0	0	LOB 10			
Inning Stats	R: 0 E: 0 K: 0 S: 6	H: 0 LOB: 0 BB: 0 P: 9	R: 0 E: 0 K: 0 S: 7	H: 0 LOB: 0 BB: 0 P: 9	R: 0 E: 0 K: 2 S: 11	H: 2 LOB: 1 BB: 0 P: 10	R: 0 E: 0 K: 1 S: 6	H: 1 LOB: 1 BB: 0 P: 9	R: 1 E: 0 K: 0 S: 8	H: 1 LOB: 0 BB: 0 P: 11	R: 0 E: 0 K: 2 S: 9	H: 0 LOB: 0 BB: 0 P: 10	R: 0 E: 0 K: 2 S: 9	H: 0 LOB: 0 BB: 0 P: 9	R: 0 E: 0 K: 2 S: 12	H: 1 LOB: 1 BB: 0 P: 14	1B: 2 2B: 1 3B: 1 HR: 1	SF: 0 SAC: 1 DP: 1 HBP: 0	WP: 0 PB: 0 SB: 0 CS: 0	PA: 32
PITCHER	IP WLS BF H R ER SO BB IBB HBP BLK WP HR S P ERA WHIP																			
Jason Marquis, R ERA: 3.31	(1, 1) 7.0 W 25 4 1 1 5 1 0 0 0 0 1 54 77 1.29 0.714																			
49 Carlos Marmol, R ERA: 1.13	(8, 1) 2.0 7 1 0 0 4 0 0 0 0 0 0 21 23 0.00 0.500																			

Milwaukee Brewers @ Chicago Cubs
Wrigley Field, Chicago, IL
Sun Jul 01 2007, 1:20 PM CDT
Att: 41,486 - Sunny - 67 F

AB	30
R	1
H	5
RBI	1
BB	1
SO	9
LOB	10



Batter	1	2	3	4	5	6	7	8	9	AB	R	H	RBI	BB	SO	LOB	BOTTOM	
12 Alfonso Soriano, R OBP: 0.352, SLG: 0.544	G3-1		K			F7			F9	4	0	0	0	0	1	3		
2 Ryan Theriot, R OBP: 0.323, SLG: 0.346	2B			2B		G4-3			2B	4	3	3	0	0	0	0		
25 Derrek Lee, R OBP: 0.419, SLG: 0.505	1B			1B		F9			1B	4	2	3	1	0	0	0		
16 Aramis Ramirez, R OBP: 0.354, SLG: 0.566	2B			1B		F7			G4-6-3	4	0	1	2	0	0	2		
Mark DeRosa, R OBP: 0.362, SLG: 0.453	K			1B		G5-3			F8	4	0	1	1	0	1	1		
17 Mike Fontenot, L OBP: 0.404, SLG: 0.655	F8			K					G4-3	4	0	0	0	0	1	3		
29 Ángel Pagán, S OBP: 0.330, SLG: 0.459		G4-3		G3					K	3	0	0	0	1	1	2	AB 32	
Koyie Hill, S OBP: 0.269, SLG: 0.289		E3		F9					BB	2	0	0	0	2	0	2	R 5	
Jason Marquis, L ERA: 5.11	(1, 1) 6.0 L 28 6 4 4 5 2 0 0 0 0 0 0 8 15 9.00 1.333																	
49 Carlos Marmol, R ERA: 3.09	(8, 1) 1.0 4 2 1 1 0 0 0 0 0 0 0 8 15 0.00 1.000																	
Brian Shouse, L ERA: 3.2	(8, 1) 1.0 4 0 0 0 0 1 1 0 0 0 0 0 9 15 0.00 1.000																	
Inning Stats	R: 2 E: 0 K: 1 S: 15	H: 3 LOB: 1 BB: 0 P: 22	R: 0 E: 1 K: 2 S: 11	H: 0 LOB: 1 BB: 0 P: 15	R: 2 E: 1 K: 1 S: 16	H: 3 LOB: 2 BB: 0 P: 20	R: 0 E: 0 K: 1 S: 9	H: 0 LOB: 0 BB: 0 P: 11	R: 0 E: 0 K: 0 S: 6	H: 0 LOB: 2 BB: 2 P: 22	R: 1 E: 0 K: 0 S: 8	H: 2 LOB: 0 BB: 0 P: 15	R: 0 E: 0 K: 1 S: 9	H: 0 LOB: 1 BB: 1 P: 15	1B: 4 2B: 4 3B: 0 HR: 0	SF: 0 SAC: 1 DP: 1 HBP: 0	WP: 0 PB: 0 SB: 0 CS: 0	PA: 36
PITCHER	IP WLS BF H R ER SO BB IBB HBP BLK WP HR S P ERA WHIP																	
31 Dave Bush, R ERA: 5.11	(1, 1) 6.0 L 28 6 4 4 5 2 0 0 0 0 0 0 8 15 9.00 1.333																	
Matt Wise, R ERA: 3.09	(7, 1) 1.0 4 2 1 1 0 0 0 0 0 0 0 8 15 0.00 1.000																	
Brian Shouse, L ERA: 3.2	(8, 1) 1.0 4 0 0 0 0 1 1 0 0 0 0 0 9 15 0.00 1.000																	

Milwaukee Brewers @ Chicago Cubs
Wrigley Field, Chicago, IL
Sun Jul 01 2007, 1:20 PM CDT
Att: 41,486 - Sunny - 67 F

AB	32
R	5
H	8
RBI	4
BB	3
SO	6
LOB	15



Batter	1	2	3	4	5	6	7	8	9	AB	R	H	RBI	BB	SO	LOB	TOP										
12 Alfonso Soriano, R OBP: 0.353, SLG: 0.541	G5-3		F9		K			G5-3		4	0	1	0	0	1	1	Chicago Cubs @ Washington Nationals Robert F. Kennedy Memorial Stadium, Washington, DC Wed Jul 04 2007, 12:05 PM EDT Att: 39,207 - Partly Cloudy - 83 F										
2 Ryan Theriot, R OBP: 0.327, SLG: 0.351	G5-3		2B			F8		G5-3		4	0	1	0	0	0	1											
25 Derrek Lee, R OBP: 0.412, SLG: 0.488	P3		P3			G5-3		G4-3		4	0	0	0	0	0	2											
16 Aramis Ramirez, R OBP: 0.357, SLG: 0.566		E6		F9				L7		4	0	1	0	0	0	0											
Mark DeRosa, R OBP: 0.367, SLG: 0.453		1B		G5-3				L8		3	0	1	0	1	0	1											
29 Angel Pagán, S OBP: 0.321, SLG: 0.433		1B		P4						4	0	0	0	0	0	3											
17 Mike Fontenot, L OBP: 0.375, SLG: 0.604 56 Billy Petrick, R 47 Scott Eyre, L Koyie Hill, S OBP: 0.246, SLG: 0.260	F4				K			P6		3	0	0	0	0	1	2											
Rob Bowen, S OBP: 0.328, SLG: 0.352	G4-3				F8			K		3	0	0	0	0	1	2											
53 Rich Hill, L OBP: 0.125, SLG: 0.161 Cesar Izturis, S OBP: 0.299, SLG: 0.309			K2-3					L6		2	0	1	0	0	1	0											
										1	0	0	0	0	0	0											
Inning Stats	R: 0 E: 0 K: 0 S: 10	H: 0 LOB: 0 BB: 0 P: 15	R: 0 E: 1 K: 0 S: 11	H: 1 LOB: 2 BB: 0 P: 19	R: 0 E: 0 K: 1 S: 11	H: 1 LOB: 1 BB: 0 P: 16	R: 0 E: 0 K: 0 S: 7	H: 0 LOB: 0 BB: 0 P: 13	R: 0 E: 0 K: 2 S: 9	H: 1 LOB: 1 BB: 0 P: 13	R: 0 E: 0 K: 0 S: 12	H: 1 LOB: 1 BB: 0 P: 15	R: 0 E: 0 K: 1 S: 7	H: 0 LOB: 0 BB: 0 P: 9	R: 0 E: 0 K: 0 S: 10	H: 1 LOB: 1 BB: 0 P: 16	R: 0 E: 0 K: 0 S: 4	H: 0 LOB: 1 BB: 1 P: 11	1B: 3 2B: 2 3B: 0 HR: 0	SF: 0 SAC: 0 DP: 0 HBP: 0	WP: 1 PB: 0 SB: 0 CS: 0	PA: 34					
PITCHER	IP	WLS	BF	H	R	ER	SO	BB	IBB	HBP	BLK	WP	HR	S	P	ERA	WHIP										
47 Matt Chico, L ERA: 4.39	(1, 1)	7.0	W	26	4	0	4	0	0	0	0	1	0	67	100	0.00	0.571										
52 Saul Rivera, R ERA: 3.79	(8, 1)	1.0		4	1	0	0	0	0	0	0	0	0	10	16	0.00	1.000										
34 Ray King, L ERA: 5.57	(9, 1)	1.0		4	0	0	0	1	0	0	0	0	0	4	11	0.00	1.000										

AB 33
R 0
H 5
RBI 0
BB 1
SO 4
LOB 13



Batter	1	2	3	4	5	6	7	8	9	AB	R	H	RBI	BB	SO	LOB	BOTTOM										
Nook Logan, S OBP: 0.262, SLG: 0.304	K		F7			K				4	1	1	0	0	2	2	Chicago Cubs @ Washington Nationals Robert F. Kennedy Memorial Stadium, Washington, DC Wed Jul 04 2007, 12:05 PM EDT Att: 39,207 - Partly Cloudy - 83 F										
10 Ronnie Belliard, R OBP: 0.322, SLG: 0.378	F7		G5-4-3					P3		4	1	1	1	0	0	1											
11 Ryan Zimmerman, R OBP: 0.298, SLG: 0.430	HR							F8		3	2	2	1	1	0	0											
21 Dmitri Young, S OBP: 0.390, SLG: 0.507 52 Saul Rivera, S 34 Ray King, L	L8									4	1	3	4	0	0	0											
25 Austin Kearns, R OBP: 0.321, SLG: 0.370		F9						L4		4	0	0	0	0	1	3											
Felipe Lopez, S OBP: 0.282, SLG: 0.327		1B						F8		4	0	1	0	0	1	2											
Robert Fick, L OBP: 0.296, SLG: 0.250 Tony Batista, R OBP: 0.279, SLG: 0.216		K								3	0	0	0	0	1	3											
3 Jesus Flores, R OBP: 0.321, SLG: 0.333		K						BB		0	0	0	0	1	0	0											
47 Matt Chico, L OBP: 0.192, SLG: 0.192 Ryan Langerhans, L OBP: 0.295, SLG: 0.303										4	1	2	0	0	1	2											
										1	0	1	0	0	0	0											
										1	0	0	0	0	1	1											
Inning Stats	R: 1 E: 0 K: 1 S: 13	H: 1 LOB: 0 BB: 0 P: 21	R: 0 E: 1 K: 2 S: 12	H: 1 LOB: 0 BB: 0 P: 16	R: 0 E: 0 K: 0 S: 7	H: 1 LOB: 0 BB: 0 P: 9	R: 0 E: 0 K: 1 S: 14	H: 2 LOB: 2 BB: 0 P: 22	R: 5 E: 0 K: 1 S: 18	H: 4 LOB: 0 BB: 1 P: 27	R: 0 E: 0 K: 1 S: 8	H: 1 LOB: 1 BB: 0 P: 9	R: 0 E: 0 K: 0 S: 10	H: 1 LOB: 1 BB: 0 P: 14	R: 0 E: 0 K: 1 S: 9	H: 0 LOB: 1 BB: 1 P: 19	1B: 7 2B: 2 3B: 0 HR: 2	SF: 0 SAC: 2 DP: 1 HBP: 0	WP: 0 PB: 0 SB: 1 CS: 0	PA: 36							
PITCHER	IP	WLS	BF	H	R	ER	SO	BB	IBB	HBP	BLK	WP	HR	S	P	ERA	WHIP										
53 Rich Hill, L ERA: 3.81	(1, 1)	6.0	L	28	10	6	6	0	0	0	0	0	2	72	104	9.00	1.667										
56 Billy Petrick, R ERA: 3.19	(7, 1)	1.0		4	1	0	0	0	0	0	0	0	0	10	14	0.00	1.000										
47 Scott Eyre, L ERA: 6.83	(8, 1)	1.0		4	0	0	0	1	0	0	0	0	0	9	19	0.00	1.000										

AB 32
R 6
H 11
RBI 6
BB 2
SO 7
LOB 14



Batter	1	2	3	4	5	6	7	8	9	AB	R	H	RBI	BB	SO	LOB	TOP					
12 Alfonso Soriano, R (1.7) OBP: 0.391, SLG: 0.536	P3		L5		P4		SF8		F7	5	1	1	0	0	0	0	Chicago Cubs @ Washington Nationals Robert F. Kennedy Memorial Stadium, Washington, DC Thu Jul 05 2007, 7:05 PM EDT Att: 22,594 - Cloudy - 79 F					
17 Mike Fontenot, L (1.4) OBP: 0.386, SLG: 0.604	G3			G3-1		32 2B	1B		1B	5	1	3	1	0	0							
32 Danyle Ward, L (1.3) OBP: 0.438, SLG: 0.423 Bob Howry, L (9.1)	G4-3			16 WP 1B		FC5-4 1-H	2B		SF8	4	1	2	2	0	0	1						
16 Aramis Ramirez, R (1.5) OBP: 0.355, SLG: 0.561		P2		2B 1-H 1B		P4			L9	4	0	1	1	0	0	2						
15 Cliff Floyd, L (1.9) OBP: 0.363, SLG: 0.398 Mark DeRosa, R (6, PH) OBP: 0.364, SLG: 0.450	G4-3			K		E3 FC5-4			G6-3	2	0	0	0	0	1	1						
Jacque Jones, L (1.8) OBP: 0.291, SLG: 0.332 49 Carlos Marmol, R (8.1)						FC5-4 FC6-4			P5	4	0	2	0	0	0	2						
25 Derrek Lee, R (9.3) OBP: 0.412, SLG: 0.488						1-2 2-3				0	0	0	0	0	0	0						
Koyie Hill, S (1.2) OBP: 0.246, SLG: 0.259						1-2 2-3				0	0	0	0	0	0	0						
Cesar Izturis, S (1.6) OBP: 0.293, SLG: 0.303						1-2				4	0	0	0	0	0	1						
45 Sean Marshall, L (1.1) 13 Will Ohman, L (6.1) 29 Angel Pagán, S (7, PH) OBP: 0.327, SLG: 0.439 43 Michael Wuerztz, R (7.1) 20 Felix Pie, L (8.8) OBP: 0.273, SLG: 0.348										2	0	0	0	0	1	0						
Inning Stats	R: 0 E: 0 K: 0 S: 6	H: 0 LOB: 0 BB: 0 P: 8	R: 0 E: 0 K: 0 S: 11	H: 1 LOB: 1 BB: 0 P: 17	R: 0 E: 0 K: 1 S: 8	H: 0 LOB: 0 BB: 0 P: 14	R: 1 E: 0 K: 1 S: 19	H: 3 LOB: 2 BB: 0 P: 25	R: 0 E: 0 K: 1 S: 6	H: 0 LOB: 0 BB: 0 P: 9	R: 1 E: 1 K: 0 S: 15	H: 2 LOB: 2 BB: 0 P: 22	R: 2 E: 0 K: 0 S: 15	H: 3 LOB: 1 BB: 0 P: 20	R: 0 E: 0 K: 0 S: 11	H: 1 LOB: 1 BB: 0 P: 16	R: 0 E: 0 K: 0 S: 13	H: 1 LOB: 1 BB: 0 P: 18	1B: 8 2B: 3 3B: 0 HR: 0	SF: 1 SAC: 0 DP: 0 HBP: 0	WP: 1 PB: 0 CS: 0	PA: 39
PITCHER	IP WLS BF H R ER SO BB IBB HBP BLK WP HR S P ERA WHIP																					
57 Jason Bergmann, R (1.1) ERA: 3.47	5.1	22	6	2	2	2	0	0	0	0	0	0	0	0	0	0	1	0	60	88	3.38	1.125
40 Billy Traber, L (6.1)	0.2	3	0	0	0	0	0	0	0	0	0	0	0	0	0	0	0	0	5	7	0.00	0.000
Luis Ayala, R (7.1) ERA: 4.94	1.0	L	6	3	2	2	0	0	0	0	0	0	0	0	0	0	0	0	15	20	18.00	3.000
Jon Rauch, R (8.1) ERA: 4.26	1.0		4	1	0	0	0	0	0	0	0	0	0	0	0	0	0	0	11	16	0.00	1.000
32 Chad Cordero, R (9.1) ERA: 3.94	1.0		4	1	0	0	0	0	0	0	0	0	0	0	0	0	0	0	13	18	0.00	1.000


AB	38
R	4
H	11
RBI	4
BB	0
SO	2
LOB	13




Batter	1	2	3	4	5	6	7	8	9	AB	R	H	RBI	BB	SO	LOB	BOTTOM					
Nook Logan, S (1.8) OBP: 0.259, SLG: 0.292	G4-3		B5-3		10 S BB		G3		K	4	0	0	0	1	1	0	Chicago Cubs @ Washington Nationals Robert F. Kennedy Memorial Stadium, Washington, DC Thu Jul 05 2007, 7:05 PM EDT Att: 22,594 - Cloudy - 79 F					
10 Ronnie Belliard, R (1.4) OBP: 0.321, SLG: 0.380	G6-3								K	4	0	1	0	0	1	1						
11 Ryan Zimmerman, R (1.5) OBP: 0.303, SLG: 0.432	L8									3	1	2	0	1	0	0						
21 Dmitri Young, S (1.3) OBP: 0.391, SLG: 0.515 D'Angelo Jimenez, S (8, PH) OBP: 0.182, SLG: 0.053 Tony Batista, R (9.3) OBP: 0.279, SLG: 0.216	G4-3		G4-3							4	1	2	1	0	0	2						
25 Austin Kearns, R (1.9) OBP: 0.317, SLG: 0.367	P4									0	0	0	0	0	0	0						
Felipe Lopez, S (1.6) OBP: 0.291, SLG: 0.334										3	0	0	1	0	1	2						
Brian Schneider, L (1.2) OBP: 0.308, SLG: 0.329										2	0	2	0	2	0	0						
Robert Flick, L (1.7) OBP: 0.286, SLG: 0.240										3	0	0	0	1	0	5						
57 Jason Bergmann, R (1.1) ERA: 3.47 40 Billy Traber, L (6.1) Luis Ayala, R (7.1) ERA: 4.94 Ryan Langerhans, L (7, PH) OBP: 0.309, SLG: 0.370 Jon Rauch, R (8.1) 32 Chad Cordero, R (9.1) OBP: 0.335, SLG: 0.418 Ryan Church, L (9, PH) OBP: 0.255, SLG: 0.418	G4-3		K2-3							4	0	0	0	0	2	0						
Inning Stats	R: 0 E: 0 K: 0 S: 9	H: 0 LOB: 0 BB: 0 P: 13	R: 0 E: 0 K: 0 S: 11	H: 1 LOB: 2 BB: 1 P: 20	R: 0 E: 0 K: 1 S: 10	H: 1 LOB: 2 BB: 1 P: 18	R: 0 E: 0 K: 0 S: 3	H: 0 LOB: 0 BB: 1 P: 8	R: 0 E: 0 K: 1 S: 7	H: 0 LOB: 1 BB: 1 P: 14	R: 2 E: 0 K: 0 S: 10	H: 3 LOB: 0 BB: 0 P: 16	R: 0 E: 0 K: 0 S: 4	H: 0 LOB: 0 BB: 0 P: 5	R: 0 E: 0 K: 2 S: 12	H: 2 LOB: 3 BB: 1 P: 18		R: 0 E: 0 K: 1 S: 9	H: 0 LOB: 0 BB: 0 P: 12	1B: 4 2B: 2 3B: 1 HR: 0	SF: 1 SAC: 0 DP: 2 HBP: 0	WP: 0 PB: 0 SB: 2 CS: 0
PITCHER	IP WLS BF H R ER SO BB IBB HBP BLK WP HR S P ERA WHIP																					
45 Sean Marshall, L (1.1) ERA: 3.48	5.1	24	5	2	2	2	4	0	0	0	0	0	0	0	0	0	0	0	3	4	0.00	0.000
13 Will Ohman, L (6.1) ERA: 4.15	0.2	W	1	0	0	0	0	0	0	0	0	0	0	0	0	0	0	0	3	4	0.00	0.000
43 Michael Wuerztz, R (7.1) ERA: 3.26	1.0	H	3	0	0	0	0	0	0	0	0	0	0	0	0	0	0	0	4	5	0.00	0.000
49 Carlos Marmol, R (8.1) ERA: 1.03	1.0	H	6	2	0	0	2	1	0	0	0	0	0	0	0	0	0	0	12	18	0.00	3.000
Bob Howry, R (9.1) ERA: 4.14	1.0	S	3	0	0	0	1	0	0	0	0	0	0	0	0	0	0	0	9	12	0.00	0.000

AB	31
R	2
H	7
RBI	2
BB	5
SO	5
LOB	12



Batter	1	2	3	4	5	6	7	8	9	AB	R	H	RBI	BB	SO	LOB	TOP										
12 Alfonso Soriano, R OBP: 0.350, SLG: 0.534	G6-3		SF8		G6-3			25 BB, 17 1B, 16 SF7		3	1	1	1	0	0	0	Chicago Cubs @ Pittsburgh Pirates PNC Park, Pittsburgh, PA Fri Jul 06 2007, 7:05 PM EDT Att: 27,868 - Partly Cloudy - 82 F										
17 Mike Fontenot, L OBP: 0.381, SLG: 0.590	G1-3		G3			K		16 SF7, 25 BB		4	1	1	0	0	1	1											
25 Derrek Lee, R OBP: 0.413, SLG: 0.485	G5-3		16 FC6-4, BB		G6-3					2	0	0	0	2	0	0											
16 Aramis Ramirez, R OBP: 0.354, SLG: 0.556		G6-3	FC6-4			1B, BB		SF7		2	0	0	1	1	0	1											
Mark DeRosa, R OBP: 0.362, SLG: 0.448		K			G6-3			SF7		3	0	1	1	0	1	0											
29 Angel Pagan, S OBP: 0.324, SLG: 0.441		CS, 2B			K			L9		4	0	1	0	0	1	3											
2 Ryan Theriot, R OBP: 0.330, SLG: 0.351		BB			K					3	0	1	0	1	1	0											
Rob Bowen, S OBP: 0.326, SLG: 0.358	CS		SH, 12 SF8, 2B		F9			G6-3		4	1	1	0	0	0	2											
Jason Marquis, L OBP: 0.178, SLG: 0.282 36 Sean Gallagher, R OBP: 0.291, SLG: 0.391 Cesar Izturis, S OBP: 0.279, SLG: 0.391 47 Scott Eyre, L OBP: 0.279, SLG: 0.391 43 Michael Wuerzt, R OBP: 0.292, SLG: 0.292 Koyie Hill, S OBP: 0.292, SLG: 0.292			SH, 17 G3, 12 SF8, 25 WP, 2B		G4-3			L6-4		1	0	0	0	0	0	0											
Inning Stats	R: 0 E: 0 K: 0 S: 4	H: 0 LOB: 0 BB: 0 P: 5	R: 0 E: 0 K: 1 S: 14	H: 1 LOB: 1 BB: 1 P: 25	R: 2 E: 0 K: 0 S: 11	H: 1 LOB: 1 BB: 1 P: 21	R: 0 E: 0 K: 2 S: 9	H: 0 LOB: 0 BB: 0 P: 12	R: 0 E: 0 K: 1 S: 5	H: 0 LOB: 0 BB: 0 P: 6	R: 0 E: 1 K: 1 S: 12	H: 1 LOB: 2 BB: 0 P: 22	R: 0 E: 1 K: 1 S: 7	H: 0 LOB: 0 BB: 0 P: 7	R: 2 E: 0 K: 0 S: 19	H: 2 LOB: 1 BB: 1 P: 27		R: 0 E: 0 K: 0 S: 9	H: 1 LOB: 0 BB: 0 P: 14	1B: 4 2B: 3 3B: 0 HR: 0	SF: 3 SAC: 1 DP: 2 HBP: 0	WP: 1 PB: 0 SB: 0 CS: 1	PA: 37				
PITCHER	IP	WLS	BF	H	R	ER	SO	BB	IBB	HBP	BLK	WP	HR	S	P	ERA	WHIP										
28 Paul Maholm, L ERA: 4.76	7.0	W	29	5	4	4	5	3	0	0	0	1	0	70	109	5.14	1.143										
Shawn Chacon, R ERA: 3.7	1.0		4	0	0	0	0	1	0	0	0	0	0	11	16	0.00	1.000										
Damaso Marte, L ERA: 1.71	1.0		3	1	0	0	0	0	0	0	0	0	0	9	14	0.00	1.000										

Batter	1	2	3	4	5	6	7	8	9	AB	R	H	RBI	BB	SO	LOB	BOTTOM										
13 Nate McLouth, L OBP: 0.314, SLG: 0.376	F7					L3		12 2B		4	1	1	0	1	0	2	Chicago Cubs @ Pittsburgh Pirates PNC Park, Pittsburgh, PA Fri Jul 06 2007, 7:05 PM EDT Att: 27,868 - Partly Cloudy - 82 F										
12 Freddy Sanchez, R OBP: 0.327, SLG: 0.383	L7				FC6-4			G5-3		4	2	2	2	1	0	2											
25 Adam LaRoche, L OBP: 0.300, SLG: 0.440 Damaso Marte, L	G3-1		HR			2B		2B		5	0	0	0	0	2	2											
Xavier Nady, R OBP: 0.343, SLG: 0.509		2B, 41 1B				E4		K		4	3	3	2	1	0	1											
41 Ryan Doumit, S OBP: 0.384, SLG: 0.515		2B, 28 1B				2B		2B		4	2	2	1	1	1	1											
Jason Bay, R OBP: 0.331, SLG: 0.428						2B		K		4	0	0	0	0	1	6											
José Bautista, R OBP: 0.340, SLG: 0.409		F8				FC6-4				4	0	2	1	0	1	2											
2 Jack Wilson, R OBP: 0.319, SLG: 0.366		28 1B				2B		F7		3	0	1	0	1	0	2											
28 Paul Maholm, L OBP: 0.182, SLG: 0.156 Shawn Chacon, R OBP: 0.300, SLG: 0.300 Josh Phelps, R OBP: 0.357, SLG: 0.368								28 G1-6-3, 1B		3	0	1	2	0	1	1											
Inning Stats	R: 0 E: 0 K: 0 S: 4	H: 0 LOB: 0 BB: 0 P: 7	R: 2 E: 0 K: 1 S: 14	H: 3 LOB: 2 BB: 1 P: 28	R: 2 E: 0 K: 0 S: 12	H: 2 LOB: 0 BB: 0 P: 16	R: 0 E: 0 K: 1 S: 8	H: 1 LOB: 2 BB: 1 P: 15	R: 2 E: 0 K: 1 S: 15	H: 2 LOB: 1 BB: 1 P: 26	R: 1 E: 1 K: 1 S: 18	H: 1 LOB: 3 BB: 2 P: 28	R: 0 E: 0 K: 0 S: 6	H: 1 LOB: 0 BB: 0 P: 9	R: 1 E: 0 K: 2 S: 13	H: 2 LOB: 1 BB: 0 P: 18		1B: 5 2B: 5 3B: 0 HR: 2	SF: 0 SAC: 1 DP: 1 HBP: 0	WP: 0 PB: 0 SB: 0 CS: 0	PA: 41						
PITCHER	IP	WLS	BF	H	R	ER	SO	BB	IBB	HBP	BLK	WP	HR	S	P	ERA	WHIP										
Jason Marquis, R ERA: 3.67	4.2	L	25	8	6	6	3	3	0	0	0	0	0	20	31	0.00	2.250										
36 Sean Gallagher, R ERA: 7.71	1.1		8	1	1	0	1	2	0	0	0	0	0	6	9	0.00	1.000										
47 Scott Eyre, L ERA: 6.6	1.0		3	1	0	0	0	0	0	0	0	0	0	6	9	0.00	1.000										
43 Michael Wuerzt, R ERA: 3.4	1.0		5	2	1	1	2	0	0	0	0	0	0	13	18	9.00	2.000										

Batter	1	2	3	4	5	6	7	8	9	AB	R	H	RBI	BB	SO	LOB	TOP				
12 Alfonso Soriano, R OBP: 0.353, SLG: 0.535	1-2 2B 2S 1B	0-0 1B	0-1 P3		2-2 2B 1B		1-3 K2-3			5	2	3	1	0	1	2					
2 Ryan Theriot, R OBP: 0.355, SLG: 0.355	1 SAFE 2-2 25 32 1B	2-2 G5-3		0-0 25 G4-3 1B	0-2 2H 1B		2-2 G1-4-3			5	1	3	1	0	0	1					
25 Derrek Lee, R OBP: 0.413, SLG: 0.482	3-2 32 1B		4-2 32 BB 1B	1-0 G4-3 1B	3-3 K		1-1 G6-3			4	1	1	1	1	1	2					
16 Aramis Ramirez, R OBP: 0.354, SLG: 0.553 Cesar Izturis, S OBP: 0.291, SLG: 0.301	0-1 F7		1-1 F9	2-2 1B		2-0 1B		1-1 G6-3		5	0	2	0	0	0	3					
32 Daryle Ward, L OBP: 0.441, SLG: 0.418 20 Felix Pie, L OBP: 0.272, SLG: 0.345	0-0 1B		4-0 BB 1B SF9	0-0 F6		0-3 K		2-3 K		3	1	1	1	1	1	3					
Mark DeRosa, R OBP: 0.383, SLG: 0.447	1-3 K		0-2 SF9 BB 30 1B	2-2 F8		3-2 G4-6-3 1B		1-3 K		5	1	2	1	0	2	4					
Jacque Jones, L OBP: 0.294, SLG: 0.335	0-1 G3-4-3		4-2 30 1B BB	1-2 2-3 BB		1-1 12 1B 2B		0-1 G3-1		4	1	1	0	1	0	4					
Koyie Hill, S OBP: 0.227, SLG: 0.241		2-1 G6-3	0-2 SF9	1-0 L8		3-2 F8				3	0	0	1	0	0	1					
30 Ted Lilly, L OBP: 0.132, SLG: 0.132 49 Carlos Marmol, R OBP: 0.132, SLG: 0.132	1-3 K2-3		1-1 1-2 3H 1B	0-1 P4		1-3 K				4	0	1	1	0	2	1					
										0	0	0	0	0	0	0					
Inning Stats	R: 2 E: 0 K: 1 S: 20	H: 4 LOB: 2 BB: 0 P: 27	R: 0 E: 0 K: 1 S: 10	H: 1 LOB: 1 BB: 0 P: 15	R: 3 E: 0 K: 0 S: 19	H: 2 LOB: 2 BB: 3 P: 33	R: 0 E: 0 K: 0 S: 11	H: 2 LOB: 2 BB: 0 P: 16	R: 2 E: 0 K: 1 S: 15	H: 3 LOB: 1 BB: 0 P: 22	R: 0 E: 0 K: 2 S: 12	H: 0 LOB: 0 BB: 0 P: 17	R: 0 E: 0 K: 0 S: 8	H: 0 LOB: 0 BB: 0 P: 12	R: 0 E: 0 K: 2 S: 8	H: 0 LOB: 0 BB: 0 P: 11	1B: 13 2B: 1 3B: 0 HR: 0	SF: 1 SAC: 0 DP: 1 HBP: 0	WP: 0 PB: 0 SB: 1 CS: 0	PA: 43	
PITCHER	IP WLS BF H R ER SO BB IBB HBP BLK WP HR S P ERA WHIP	IP WLS BF H R ER SO BB IBB HBP BLK WP HR S P ERA WHIP	IP WLS BF H R ER SO BB IBB HBP BLK WP HR S P ERA WHIP	IP WLS BF H R ER SO BB IBB HBP BLK WP HR S P ERA WHIP	IP WLS BF H R ER SO BB IBB HBP BLK WP HR S P ERA WHIP	IP WLS BF H R ER SO BB IBB HBP BLK WP HR S P ERA WHIP	IP WLS BF H R ER SO BB IBB HBP BLK WP HR S P ERA WHIP	IP WLS BF H R ER SO BB IBB HBP BLK WP HR S P ERA WHIP	IP WLS BF H R ER SO BB IBB HBP BLK WP HR S P ERA WHIP	IP WLS BF H R ER SO BB IBB HBP BLK WP HR S P ERA WHIP	IP WLS BF H R ER SO BB IBB HBP BLK WP HR S P ERA WHIP	IP WLS BF H R ER SO BB IBB HBP BLK WP HR S P ERA WHIP	IP WLS BF H R ER SO BB IBB HBP BLK WP HR S P ERA WHIP	IP WLS BF H R ER SO BB IBB HBP BLK WP HR S P ERA WHIP	IP WLS BF H R ER SO BB IBB HBP BLK WP HR S P ERA WHIP	IP WLS BF H R ER SO BB IBB HBP BLK WP HR S P ERA WHIP	IP WLS BF H R ER SO BB IBB HBP BLK WP HR S P ERA WHIP	IP WLS BF H R ER SO BB IBB HBP BLK WP HR S P ERA WHIP	IP WLS BF H R ER SO BB IBB HBP BLK WP HR S P ERA WHIP	IP WLS BF H R ER SO BB IBB HBP BLK WP HR S P ERA WHIP	IP WLS BF H R ER SO BB IBB HBP BLK WP HR S P ERA WHIP

Chicago Cubs @ Pittsburgh Pirates
PNC Park, Pittsburgh, PA
Sat Jul 07 2007, 7:05 PM EDT
Att: 33,293 - Partly Cloudy - 84 F

AB	39
R	7
H	14
RBI	7
BB	3
SO	8
LOB	21



Batter	1	2	3	4	5	6	7	8	9	AB	R	H	RBI	BB	SO	LOB	BOTTOM			
José Bautista, R OBP: 0.338, SLG: 0.409	2-2 G6-3		2-3 K			0-2 2B	2-1 G1-3		2-0 F8	5	0	1	0	0	1	3				
12 Freddy Sanchez, R OBP: 0.327, SLG: 0.384	1-1 P4		0-0 P3			0-1 F7		1-0 WP 2B		4	0	1	0	0	0	1				
Xavier Nady, R OBP: 0.339, SLG: 0.502	1-1 F8			1-3 K		2-2 P4		1-0 G6-3		4	0	0	0	0	1	2				
Jason Bay, R OBP: 0.330, SLG: 0.424		1-3 K		2-1 F8		0-2 G4-3		4-2 BB		3	0	0	0	1	1					
Josh Phelps, R OBP: 0.353, SLG: 0.363		1-1 26 1B		2-3 K			1-3 K	2-3 K		4	0	1	0	0	3	2				
41 Ryan Doumit, S OBP: 0.381, SLG: 0.509		2-2 K			1-1 G1-3		0-0 26 1B	0-3 K		4	1	1	0	0	2	3				
26 Ronny Paulino, R OBP: 0.279, SLG: 0.353		2-0 1B			0-0 2B		0-0 2 2B		3-1 F8	4	0	3	0	0	0	0				
2 Jack Wilson, R OBP: 0.321, SLG: 0.369		1-2 G4-3			2-2 F8		0-0 F8		4-2 FC5-4 BB	3	0	1	1	1	0	3				
47 John Van Benschoten, R John Wasdin, R Jose Castillo, R 34 John Grabow, L Matt Kata, S Masumi Kuwata, R Tony Armas, R Rajai Davis, R			1-1 G5-3		1-1 G4-3		3-2 F7		1-2 FC5-4 BB	0	0	0	0	0	0	0				
										1B: 4 2B: 4 3B: 0 HR: 0	SF: 0 SAC: 0 DP: 0 HBP: 0	WP: 1 PB: 0 SB: 0 CS: 0	PA: 37							
PITCHER	IP WLS BF H R ER SO BB IBB HBP BLK WP HR S P ERA WHIP	IP WLS BF H R ER SO BB IBB HBP BLK WP HR S P ERA WHIP	IP WLS BF H R ER SO BB IBB HBP BLK WP HR S P ERA WHIP	IP WLS BF H R ER SO BB IBB HBP BLK WP HR S P ERA WHIP	IP WLS BF H R ER SO BB IBB HBP BLK WP HR S P ERA WHIP	IP WLS BF H R ER SO BB IBB HBP BLK WP HR S P ERA WHIP	IP WLS BF H R ER SO BB IBB HBP BLK WP HR S P ERA WHIP	IP WLS BF H R ER SO BB IBB HBP BLK WP HR S P ERA WHIP	IP WLS BF H R ER SO BB IBB HBP BLK WP HR S P ERA WHIP	IP WLS BF H R ER SO BB IBB HBP BLK WP HR S P ERA WHIP	IP WLS BF H R ER SO BB IBB HBP BLK WP HR S P ERA WHIP	IP WLS BF H R ER SO BB IBB HBP BLK WP HR S P ERA WHIP	IP WLS BF H R ER SO BB IBB HBP BLK WP HR S P ERA WHIP	IP WLS BF H R ER SO BB IBB HBP BLK WP HR S P ERA WHIP	IP WLS BF H R ER SO BB IBB HBP BLK WP HR S P ERA WHIP	IP WLS BF H R ER SO BB IBB HBP BLK WP HR S P ERA WHIP	IP WLS BF H R ER SO BB IBB HBP BLK WP HR S P ERA WHIP	IP WLS BF H R ER SO BB IBB HBP BLK WP HR S P ERA WHIP	IP WLS BF H R ER SO BB IBB HBP BLK WP HR S P ERA WHIP	IP WLS BF H R ER SO BB IBB HBP BLK WP HR S P ERA WHIP

Chicago Cubs @ Pittsburgh Pirates
PNC Park, Pittsburgh, PA
Sat Jul 07 2007, 7:05 PM EDT
Att: 33,293 - Partly Cloudy - 84 F

AB	35
R	1
H	8
RBI	1
BB	2
SO	8
LOB	19



Batter	1	2	3	4	5	6	7	8	9	AB	R	H	RBI	BB	SO	LOB	TOP		
12 Alfonso Soriano, R (1.7) OBP: 0.352, SLG: 0.532	0-0 25 CS 2 SH1-3 1B		2-2 G5-3		3-1 G6-3			2-2 P6		4	0	1	0	0	0	0	Chicago Cubs @ Pittsburgh Pirates PNC Park, Pittsburgh, PA Sun Jul 08 2007, 1:35 PM EDT Att: 22,470 - Sunny - 85 F		
2 Ryan Theriot, R (1.6) OBP: 0.338, SLG: 0.354	1-0 SH1-3		4-1 BB			4-2 16 G5-3 25 1B BB		0-0 P3		1	0	0	0	2	0				
25 Derrek Lee, R (1.3) OBP: 0.411, SLG: 0.479	3-2 L6		2-1 F9			0-0 16 G5-3 2B 1B		3-1 F9		4	1	1	0	0	2				
16 Aramis Ramirez, R (1.5) OBP: 0.356, SLG: 0.556		0-0 17 1B 20 SF9 1B	1-0 L6			2-2 G5-3		1-1 2B		4	1	2	0	0	3				
Mark DeRosa, R (1.9) OBP: 0.365, SLG: 0.452		1-2 29 SF9 17 1B 1B		0-1 G6-3		2-0 2H 2B		1-3 K		4	0	2	1	0	1				
17 Mike Fontenot, L (1.4) OBP: 0.376, SLG: 0.577		0-0 1B		2-1 F8		3-2 G4-3		0-0 F8		4	0	1	0	0	2				
29 Angel Paquin, S (1.8) OBP: 0.313, SLG: 0.429		0-1 SF9		1-0 F8			0-0 L8		1-1 F8	3	0	0	1	0	1				
Koyie Hill, S (1.2) OBP: 0.217, SLG: 0.230		2-3 3-H 1-2 F8		1-1 F8			1-3 K			3	0	0	0	1	2				
38 Carlos Zambrano, S (1.1) OBP: 0.238, SLG: 0.405 Bob Howry, L (8.1)		3-2 G4-3		2-3 K			0-1 F8			3	0	0	0	1	2				
										0	0	0	0	0	0				
Inning Stats	R: 0 E: 0 K: 0 S: 5	H: 1 LOB: 0 BB: 0 P: 9	R: 1 E: 0 K: 0 S: 13	H: 3 LOB: 2 BB: 0 P: 18	R: 0 E: 0 K: 0 S: 8	H: 0 LOB: 1 BB: 1 P: 17	R: 0 E: 0 K: 0 S: 5	H: 0 LOB: 0 BB: 0 P: 8	R: 0 E: 0 K: 1 S: 11	H: 2 LOB: 1 BB: 1 P: 22	R: 0 E: 0 K: 1 S: 7	H: 0 LOB: 0 BB: 0 P: 8	R: 0 E: 0 K: 0 S: 6	H: 0 LOB: 0 BB: 0 P: 11	R: 0 E: 0 K: 1 S: 8	H: 1 LOB: 1 BB: 0 P: 11	1B: 5 2B: 2 3B: 0 HR: 0	SF: 1 SAC: 1 DP: 1 HBP: 0	WP: 0 PA: 34 CS: 1
PITCHER	IP	WLS	BF	H	R	ER	SO	BB	IBB	HBP	BLK	WP	HR	S	P	ERA	WHIP		
Shane Youman, L (1.1) ERA: 3.0	6.0	W	24	6	2	2	1	2	0	0	0	0	0	53	91	3.00	1.333		
Shawn Chacon, R (7.1) ERA: 3.59	2.0	H	6	0	0	0	1	0	0	0	0	0	0	13	19	0.00	0.000		
55 Matt Capps, R (9.1) ERA: 2.37	1.0		4	1	0	0	1	0	0	0	0	0	0	8	11	0.00	1.000		

Batter	1	2	3	4	5	6	7	8	9	AB	R	H	RBI	BB	SO	LOB	BOTTOM		
13 Nate McLouth, L (1.8) OBP: 0.320, SLG: 0.375	3-2 F8		4-1 25 E 25 S 1B BB	1-0 1B			3-3 K			3	1	1	0	1	1	0	Chicago Cubs @ Pittsburgh Pirates PNC Park, Pittsburgh, PA Sun Jul 08 2007, 1:35 PM EDT Att: 22,470 - Sunny - 85 F		
12 Freddy Sanchez, R (1.4) OBP: 0.326, SLG: 0.383	1-0 F7		1-1 SAFE SAFE F7		2-2 G5-3		0-0 1B 25 1B 1B			4	1	1	0	0	1				
25 Adam LaRoche, L (1.3) OBP: 0.324, SLG: 0.439	4-0 HBP BB		3-3 K		1-3 K		0-0 1B 1B			3	1	1	0	1	2				
Xavier Nady, R (1.9) OBP: 0.344, SLG: 0.504	1-2 HBP		1-2 HR 1B		2-1 P4		0-2 1B SF9 1B			3	2	2	1	0	0				
Jason Bay, R (1.7) OBP: 0.332, SLG: 0.434	2-1 P2		1-0 HR			0-2 F8		3-1 26 G5-3 1B		4	1	2	4	0	2				
José Bautista, R (1.5) OBP: 0.334, SLG: 0.405		2-2 F9	2-1 F9			3-2 G1-3		0-2 SF9		3	0	0	1	0	0				
26 Ronny Paulino, R (1.2) OBP: 0.279, SLG: 0.348		4-2 FC3-6 BB		0-0 F8		2-3 K		0-0 G5-3		3	0	0	0	1	1				
2 Jack Wilson, R (1.6) OBP: 0.317, SLG: 0.364		1-1 FC3-6		3-2 F7			1-1 G5-3	2-2 G6-3		4	0	0	0	0	2				
Shane Youman, L (1.1) OBP: 0.250, SLG: 0.250 Shawn Chacon, R (7.1) OBP: 0.273, SLG: 0.273 55 Matt Capps, R (9.1) OBP: 1.000, SLG: 1.000		3-2 F7		1-1 13 1B 1B			0-3 K			2	0	1	0	0	1				
										1	0	0	0	1	0				
										0	0	0	0	0	0				
Inning Stats	R: 0 E: 0 K: 0 S: 10	H: 0 LOB: 2 BB: 1 P: 21	R: 0 E: 0 K: 0 S: 10	H: 0 LOB: 1 BB: 1 P: 20	R: 3 E: 0 K: 1 S: 13	H: 2 LOB: 0 BB: 1 P: 25	R: 0 E: 0 K: 0 S: 7	H: 2 LOB: 2 BB: 0 P: 12	R: 0 E: 0 K: 1 S: 11	H: 0 LOB: 0 BB: 0 P: 16	R: 0 E: 0 K: 2 S: 8	H: 0 LOB: 0 BB: 0 P: 12	R: 3 E: 0 K: 0 S: 15	H: 4 LOB: 1 BB: 0 P: 20	R: 0 E: 0 K: 0 S: 8	H: 0 LOB: 1 BB: 0 P: 11	1B: 7 2B: 0 3B: 0 HR: 1	SF: 1 SAC: 0 DP: 0 HBP: 1	WP: 0 PA: 35 CS: 0
PITCHER	IP	WLS	BF	H	R	ER	SO	BB	IBB	HBP	BLK	WP	HR	S	P	ERA	WHIP		
38 Carlos Zambrano, R (1.1) ERA: 4.03	7.0	L	28	4	3	3	5	3	0	1	0	0	0	15	20	27.00	4.000		
Bob Howry, R (8.1) ERA: 4.66	1.0		7	4	3	3	0	0	0	0	0	0	0	15	20	27.00	4.000		

Batter	1	2	3	4	5	6	7	8	9	AB	R	H	RBI	BB	SO	LOB	TOP
Craig Biggio, R OBP: 0.299, SLG: 0.395	F7		G5-3			F8		G6-3		4	0	0	0	0	0	1	
9 Hunter Pence, R OBP: 0.366, SLG: 0.584	K					K		G6-3		4	0	1	0	0	2	1	
17 Lance Berkman, S OBP: 0.387, SLG: 0.446				L4-3					F7	3	0	0	0	1	1		
45 Carlos Lee, R OBP: 0.356, SLG: 0.514	K			G6-3					1B	4	0	2	0	0	1	1	
Mark Loretta, R OBP: 0.396, SLG: 0.415		L8				L3				3	0	1	0	1	0	0	
Mike Lamb, L OBP: 0.388, SLG: 0.455						F7				4	0	0	0	0	1	4	
Luke Scott, L OBP: 0.320, SLG: 0.441						G1-3				3	0	0	0	1	2	2	
Eric Munson, L OBP: 0.333, SLG: 0.418			G1							3	0	1	0	0	0	3	
23 Jason Jennings, L OBP: 0.286, SLG: 0.077										2	0	0	0	0	0	0	
Chad Qualls, R ERA: 4.03										0	0	0	0	0	0	0	
Brad Lidge, R ERA: 2.27										0	0	0	0	0	0	0	
Orlando Palmeiro, L OBP: 0.255, SLG: 0.334										1	0	0	0	0	0	0	
Matt Albers, R ERA: 6.1										0	0	0	0	0	0	0	
Trever Miller, R ERA: 6.58										0	0	0	0	0	0	0	
Inning Stats	R: 0 E: 0 K: 2 S: 10	H: 0 LOB: 1 BB: 1 P: 20	R: 0 E: 0 K: 2 S: 11	H: 0 LOB: 0 BB: 0 P: 17	R: 0 E: 0 K: 1 S: 7	H: 0 LOB: 0 BB: 0 P: 13	R: 0 E: 0 K: 0 S: 7	H: 1 LOB: 0 BB: 0 P: 10	R: 0 E: 0 K: 1 S: 10	H: 1 LOB: 3 BB: 2 P: 17	R: 0 E: 0 K: 1 S: 7	H: 0 LOB: 0 BB: 0 P: 11	R: 0 E: 0 K: 1 S: 14	H: 2 LOB: 2 BB: 0 P: 18	1B: 5 2B: 1 3B: 0 HR: 0	SF: 0 SAC: 0 DP: 1 HBP: 0	WP: 0 PA: 34
PITCHER	IP	WLS	BF	H	R	ER	SO	BB	IBB	HBP	BLK	WP	HR	S	P	ERA	WHIP
38 Carlos Zambrano, R ERA: 3.83	6.2	W	25	3	0	0	7	3	0	0	0	0	0	63	114	0.00	0.900
49 Carlos Marmol, R ERA: 0.92	1.1	H	4	0	0	0	1	0	0	0	0	0	0	9	14	0.00	0.000
Bob Howry, R ERA: 4.57	1.0		5	2	0	0	1	0	0	0	0	0	0	14	18	0.00	2.000

Houston Astros @ Chicago Cubs
Wrigley Field, Chicago, IL
Fri Jul 13, 2007, 1:20 PM CDT
Att: 41,593 - Sunny - 67°F

AB	31
R	0
H	5
RBI	0
BB	3
SO	9
LOB	14



Batter	1	2	3	4	5	6	7	8	9	AB	R	H	RBI	BB	SO	LOB	BOTTOM
12 Alfonso Soriano, R OBP: 0.353, SLG: 0.533	K		K	K						5	1	2	0	0	3	1	
2 Ryan Theriot, R OBP: 0.343, SLG: 0.356				F8						4	1	2	0	1	0	3	
25 Derrek Lee, R OBP: 0.414, SLG: 0.481										3	0	1	2	2	1	1	
16 Aramis Ramirez, R OBP: 0.354, SLG: 0.548				F8						4	0	0	1	1	0	4	
15 Cliff Floyd, L OBP: 0.370, SLG: 0.400		G3								4	1	2	0	1	0	3	
Bob Howry, L ERA: 4.57										0	0	0	0	0	0	0	
Mark DeRosa, R OBP: 0.385, SLG: 0.451										5	1	2	0	0	1	2	
Jacque Jones, L OBP: 0.292, SLG: 0.333										4	0	1	1	0	1	5	
58 Geovany Soto, R OBP: 0.313, SLG: 0.429										5	1	0	0	0	2	4	
38 Carlos Zambrano, S OBP: 0.267, SLG: 0.422										3	1	2	1	0	1	0	
49 Carlos Marmol, R ERA: 0.92										1	0	0	0	0	0	1	
29 Angel Pagán, S OBP: 0.313, SLG: 0.429										0	0	0	0	0	0	0	
Inning Stats	R: 0 E: 0 K: 1 S: 10	H: 1 LOB: 1 BB: 0 P: 12	R: 0 E: 0 K: 1 S: 8	H: 1 LOB: 0 BB: 0 P: 14	R: 0 E: 0 K: 2 S: 17	H: 1 LOB: 2 BB: 1 P: 29	R: 3 E: 1 K: 1 S: 19	H: 3 LOB: 1 BB: 0 P: 27	R: 0 E: 0 K: 1 S: 10	H: 2 LOB: 2 BB: 2 P: 12	R: 1 E: 0 K: 1 S: 14	H: 2 LOB: 3 BB: 0 P: 19	R: 2 E: 1 K: 0 S: 13	H: 2 LOB: 3 BB: 2 P: 28	1B: 10 2B: 2 3B: 0 HR: 0	SF: 1 SAC: 0 DP: 0 HBP: 0	WP: 1 PA: 44
PITCHER	IP	WLS	BF	H	R	ER	SO	BB	IBB	HBP	BLK	WP	HR	S	P	ERA	WHIP
23 Jason Jennings, R ERA: 4.15	5.1	L	28	10	4	3	7	1	0	0	0	0	0	69	102	5.06	2.062
Chad Qualls, R ERA: 4.03	0.2		4	0	0	0	0	1	1	0	0	0	0	9	20	0.00	1.500
Brad Lidge, R ERA: 2.27	1.0		4	0	0	0	2	0	0	0	0	0	0	11	19	0.00	0.000
Matt Albers, R ERA: 6.1	0.1		6	2	2	2	0	1	1	0	0	1	0	11	25	54.00	9.000
Trever Miller, L ERA: 6.58	0.2		2	0	0	0	0	0	0	0	0	0	0	2	3	0.00	0.000

Houston Astros @ Chicago Cubs
Wrigley Field, Chicago, IL
Fri Jul 13, 2007, 1:20 PM CDT
Att: 41,593 - Sunny - 67°F

AB	38
R	6
H	12
RBI	5
BB	5
SO	9
LOB	24



Batter	1	2	3	4	5	6	7	8	9	AB	R	H	RBI	BB	SO	LOB	TOP			
Chris Burke, R OBP: 0.320, SLG: 0.373										4	1	1	0	0	0	2	Houston Astros @ Chicago Cubs Wrigley Field, Chicago, IL Sat Jul 14 2007, 2:55 PM CDT Att: 41,448 - Partly Cloudy - 80 F			
9 Hunter Pence, R OBP: 0.361, SLG: 0.576										4	0	0	1	0	2	0				
Mark Loretta, R OBP: 0.394, SLG: 0.416										4	1	1	0	0	0	0				
45 Carlos Lee, R OBP: 0.355, SLG: 0.510										3	0	0	0	1	0	1				
17 Lance Berkman, S OBP: 0.383, SLG: 0.440										4	0	0	0	0	3	2				
Morgan Ensberg, R OBP: 0.311, SLG: 0.372										4	1	3	1	0	0	0				
Eric Bruntlett, R OBP: 0.404, SLG: 0.318										4	0	1	1	0	2	2				
Brad Ausmus, R OBP: 0.328, SLG: 0.338										4	0	1	0	0	1	2				
44 Roy Oswalt, R OBP: 0.146, SLG: 0.150										2	0	0	0	0	1	2				
Craig Biggio, R OBP: 0.298, SLG: 0.394										0	0	0	0	0	0	0				
Dan Wheeler, R OBP: 0.298, SLG: 0.394										0	0	0	0	0	0	0				
Inning Stats	R: 1 H: 1 E: 0 K: 1 S: 15	H: 1 LOB: 1 BB: 1 P: 26	R: 0 H: 0 E: 0 K: 0 S: 5	H: 0 LOB: 0 BB: 0 P: 5	R: 0 H: 0 E: 0 K: 2 S: 9	H: 0 LOB: 0 BB: 0 P: 12	R: 0 H: 0 E: 0 K: 1 S: 9	H: 2 LOB: 2 BB: 0 P: 14	R: 0 H: 0 E: 0 K: 0 S: 8	H: 0 LOB: 0 BB: 0 P: 12	R: 0 H: 1 E: 0 K: 1 S: 9	H: 1 LOB: 1 BB: 0 P: 12	R: 0 H: 0 E: 0 K: 1 S: 8	H: 0 LOB: 0 BB: 0 P: 14	R: 2 H: 3 E: 0 K: 2 S: 12	H: 3 LOB: 1 BB: 0 P: 20	1B: 3 2B: 3 3B: 1 HR: 0	SF: 0 SAC: 0 DP: 0 HBP: 0	WP: 0 PB: 0 SB: 0 CS: 0	PA: 35
PITCHER	IP WLS BF H R ER SO BB IBB HBP BLK WP HR S P ERA WHIP																			
30 Ted Lilly, L ERA: 3.51	8.0 W 29 4 1 1 7 1 0 0 0 0 0 74 106 1.12 0.625																			
43 Michael Wertz, R ERA: 3.76	1.0 6 3 2 2 2 0 0 0 0 0 0 12 20 18.00 3.000																			

Batter	1	2	3	4	5	6	7	8	9	AB	R	H	RBI	BB	SO	LOB	BOTTOM			
12 Alfonso Soriano, R OBP: 0.353, SLG: 0.539										5	2	2	3	0	2	1	Houston Astros @ Chicago Cubs Wrigley Field, Chicago, IL Sat Jul 14 2007, 2:55 PM CDT Att: 41,448 - Partly Cloudy - 80 F			
Cesar Izturis, S OBP: 0.299, SLG: 0.305										4	2	2	0	1	0	1				
25 Derrek Lee, R OBP: 0.414, SLG: 0.481										4	1	1	0	1	1	2				
16 Aramis Ramirez, R OBP: 0.359, SLG: 0.555										4	1	3	4	0	0	0				
29 Angel Pagán, S OBP: 0.313, SLG: 0.429										0	0	0	0	0	0	0				
15 Cliff Floyd, L OBP: 0.370, SLG: 0.400										4	0	0	0	0	3	5				
17 Mike Fontenot, L OBP: 0.363, SLG: 0.556										4	0	0	0	0	3	5				
Mark DeRosa, R OBP: 0.367, SLG: 0.452										4	1	2	0	0	1	0				
Jacque Jones, L OBP: 0.291, SLG: 0.332										4	1	1	0	0	0	1				
Rob Bowen, S OBP: 0.316, SLG: 0.345										4	0	0	0	0	2	2				
30 Ted Lilly, L OBP: 0.146, SLG: 0.146										3	1	1	1	0	1	0				
32 Danyle Ward, L OBP: 0.449, SLG: 0.446										1	0	1	0	0	0	0				
43 Michael Wertz, R ERA: 3.76										0	0	0	0	0	0	0				
Inning Stats	R: 0 H: 0 E: 0 K: 1 S: 6	H: 0 LOB: 0 BB: 0 P: 10	R: 0 H: 0 E: 0 K: 1 S: 7	H: 0 LOB: 0 BB: 0 P: 12	R: 0 H: 0 E: 0 K: 0 S: 7	H: 0 LOB: 0 BB: 0 P: 11	R: 3 H: 4 E: 1 K: 1 S: 18	H: 4 LOB: 1 BB: 0 P: 27	R: 2 H: 2 E: 0 K: 2 S: 18	H: 2 LOB: 2 BB: 2 P: 31	R: 4 H: 6 E: 0 K: 3 S: 24	H: 6 LOB: 2 BB: 0 P: 32	R: 0 H: 0 E: 0 K: 1 S: 12	H: 0 LOB: 0 BB: 0 P: 15	R: 0 H: 1 E: 0 K: 1 S: 10	H: 1 LOB: 1 BB: 0 P: 13	1B: 9 2B: 3 3B: 0 HR: 1	SF: 0 SAC: 0 DP: 0 HBP: 0	WP: 0 PB: 0 SB: 0 CS: 0	PA: 39
PITCHER	IP WLS BF H R ER SO BB IBB HBP BLK WP HR S P ERA WHIP																			
44 Roy Oswalt, R ERA: 3.91	5.1 L 28 10 9 8 0 0 2 0 0 0 0 0 69 106 13.50 2.250																			
Dave Borkowski, R ERA: 4.39	1.2 7 2 0 0 3 0 0 0 0 0 0 23 32 0.00 1.200																			
Dan Wheeler, R ERA: 5.56	1.0 4 1 0 0 1 0 0 0 0 0 0 10 13 0.00 1.000																			

livebaseballscorecards.com

AB 34
R 3
H 7
RBI 3
BB 1
SO 9
LOB 11

livebaseballscorecards.com

AB 37
R 9
H 13
RBI 8
SO 10
LOB 12

Batter	1	2	3	4	5	6	7	8	9	AB	R	H	RBI	BB	SO	LOB	TOP			
Chris Burke, R OBP: 0.316, SLG: 0.363										4	1	0	0	1	2	4	Houston Astros @ Chicago Cubs Wrigley Field, Chicago, IL Sun Jul 15 2007, 1:20 PM CDT Att: 41,757 - Partly Cloudy - 72 F			
9 Hunter Pence, R OBP: 0.361, SLG: 0.575										4	1	1	0	1	2	2				
17 Lance Berkman, S OBP: 0.388, SLG: 0.445										3	0	2	3	2	0	0				
45 Carlos Lee, R OBP: 0.350, SLG: 0.503										5	0	0	0	0	1	5				
Mark Loretta, R OBP: 0.392, SLG: 0.413										4	0	1	0	0	0	1				
Eric Bruntlett, R OBP: 0.396, SLG: 0.311										1	0	0	0	0	0	0				
Mike Lamb, L OBP: 0.373, SLG: 0.474										5	2	3	1	0	1	0				
Luke Scott, L OBP: 0.322, SLG: 0.442										4	1	1	1	1	0	2				
Brad Ausmus, R OBP: 0.331, SLG: 0.341										4	1	2	1	0	0	2				
51 Wandy Rodriguez, S OBP: 0.287, SLG: 0.214										1	0	1	0	0	0	0				
Inning Stats	R: 1 E: 0 K: 2 S: 14	H: 2 LOB: 1 BB: 0 P: 20	R: 4 E: 0 K: 0 S: 15	H: 4 LOB: 1 BB: 1 P: 28	R: 1 E: 0 K: 0 S: 12	H: 1 LOB: 0 BB: 0 P: 17	R: 0 E: 0 K: 0 S: 8	H: 1 LOB: 2 BB: 2 P: 17	R: 0 E: 0 K: 1 S: 15	H: 0 LOB: 1 BB: 1 P: 23	R: 0 E: 0 K: 1 S: 9	H: 2 LOB: 3 BB: 1 P: 24	R: 0 E: 0 K: 1 S: 10	H: 0 LOB: 0 BB: 0 P: 16	R: 0 E: 0 K: 1 S: 8	H: 0 LOB: 0 BB: 0 P: 11	1B: 7 2B: 3 3B: 0 HR: 1	SF: 0 SAC: 1 DP: 1 HBP: 0	WP: 0 PB: 0 SB: 2 CS: 0	PA: 43
PITCHER	IP WLS BF H R ER SO BB IBB HBP BLK WP HR S P ERA WHIP																			
Jason Marquis, R ERA: 4.03	(1, 1) 4.0 22 8 6 6 2 3 0 0 0 0 0 1 49 82 13.50 2.750																			
47 Scott Eyre, L ERA: 6.45	(5, 1) 0.2 4 1 0 0 0 1 0 0 0 0 0 0 12 19 0.00 3.000																			
49 Carlos Marmol, R ERA: 0.88	(5, 1) 1.1 H 6 1 0 0 2 1 0 0 0 0 0 0 14 26 0.00 1.500																			
13 Will Ohman, L ERA: 4.05	(7, 1) 0.2 H 3 1 0 0 0 0 0 0 0 0 0 0 6 10 0.00 1.500																			
43 Michael Wuerztz, R ERA: 3.64	(7, 1) 1.1 W 5 0 0 0 2 1 0 0 0 0 0 0 0 14 27 0.00 0.750																			
PITCHER	IP WLS BF H R ER SO BB IBB HBP BLK WP HR S P ERA WHIP																			
Bob Howry, R ERA: 4.47	(9, 1) 1.0 S 3 0 0 0 1 0 0 0 0 0 0 0 8 11 0.00 0.000																			

Batter	1	2	3	4	5	6	7	8	9	AB	R	H	RBI	BB	SO	LOB	BOTTOM			
2 Ryan Theriot, R OBP: 0.344, SLG: 0.368										5	2	2	1	0	1	1	Houston Astros @ Chicago Cubs Wrigley Field, Chicago, IL Sun Jul 15 2007, 1:20 PM CDT Att: 41,757 - Partly Cloudy - 72 F			
17 Mike Fontenot, L OBP: 0.353, SLG: 0.541										3	0	0	0	0	1	2				
49 Carlos Marmol, R										1	0	0	0	0	1	0				
13 Will Ohman, L										0	0	0	0	0	0	0				
43 Michael Wuerztz, R										0	0	0	0	0	0	0				
Koyie Hill, S OBP: 0.217, SLG: 0.230										3	1	3	3	1	0	0				
25 Derrek Lee, R OBP: 0.420, SLG: 0.495										4	0	1	0	0	0	3				
16 Aramis Ramirez, R OBP: 0.358, SLG: 0.550										4	0	1	0	0	0	3				
12 Alfonso Soriano, R OBP: 0.350, SLG: 0.533										4	0	0	0	0	1	2				
Mark DeRosa, R OBP: 0.365, SLG: 0.454										3	1	1	0	1	1	1				
58 Geovany Soto, R OBP: 0.250, SLG: 0.143										2	1	1	1	1	1	1				
Jacque Jones, L OBP: 0.290, SLG: 0.330										1	0	0	0	0	0	0				
Bob Howry, L										0	0	0	0	0	0	0				
29 Angel Pagán, S OBP: 0.319, SLG: 0.459										4	1	2	2	0	0	2				
Jason Marquis, L OBP: 0.190, SLG: 0.293										2	1	1	0	0	0	1				
47 Scott Eyre, L										0	0	0	0	0	0	0				
Cesar Izturis, S OBP: 0.298, SLG: 0.304										1	0	0	0	0	0	0				
Inning Stats	R: 0 E: 0 K: 1 S: 10	H: 1 LOB: 1 BB: 0 P: 16	R: 6 E: 0 K: 0 S: 21	H: 7 LOB: 1 BB: 0 P: 32	R: 0 E: 0 K: 1 S: 12	H: 0 LOB: 1 BB: 1 P: 20	R: 1 E: 0 K: 0 S: 7	H: 1 LOB: 0 BB: 1 P: 12	R: 0 E: 0 K: 2 S: 10	H: 0 LOB: 0 BB: 0 P: 14	R: 0 E: 0 K: 2 S: 12	H: 1 LOB: 1 BB: 0 P: 17	R: 0 E: 0 K: 0 S: 10	H: 1 LOB: 1 BB: 0 P: 15	R: 0 E: 0 K: 2 S: 10	H: 1 LOB: 1 BB: 0 P: 15	1B: 7 2B: 2 3B: 0 HR: 3	SF: 0 SAC: 1 DP: 1 HBP: 0	WP: 0 PB: 0 SB: 1 CS: 0	PA: 37
PITCHER	IP WLS BF H R ER SO BB IBB HBP BLK WP HR S P ERA WHIP																			
51 Wandy Rodriguez, L ERA: 4.33	(1, 1) 3.1 L 21 9 7 7 2 2 0 0 0 0 0 0 0 2 3 0.00 0.000																			
Dave Borkowski, R ERA: 4.31	(4, 1) 0.2 1 0 0 0 0 0 0 0 0 0 0 0 2 3 0.00 0.000																			
Matt Albers, R ERA: 5.82	(5, 1) 2.0 7 0 0 0 2 1 0 0 0 0 0 0 19 29 0.00 0.500																			
Chad Qualls, R ERA: 3.86	(7, 1) 2.0 8 2 0 0 2 0 0 0 0 0 0 0 22 32 0.00 1.000																			

Batter	1	2	3	4	5	6	7	8	9	AB	R	H	RBI	BB	SO	LOB	TOP					
10 Dave Roberts, L (1,8) OBP: 0.310, SLG: 0.345										4	0	1	0	0	1	1	San Francisco Giants @ Chicago Cubs Wrigley Field, Chicago, IL Mon Jul 16 2007, 6:05 PM CDT Att: 40,282 - Cloudy - 74 F					
13 Omar Vizquel, S (1,6) OBP: 0.297, SLG: 0.295										4	0	0	0	0	2							
2 Randy Winn, S (1,9) OBP: 0.332, SLG: 0.411										4	0	0	0	0	0							
Ray Durham, S (1,4) OBP: 0.321, SLG: 0.399										3	0	0	0	1	0							
1 Bengie Molina, R (1,2) OBP: 0.294, SLG: 0.405										4	0	0	0	1	1							
35 Rich Aurilia, R (1,3) OBP: 0.286, SLG: 0.358										3	0	0	0	1	0							
Pedro Feliz, R (1,5) OBP: 0.276, SLG: 0.414										2	2	1	1	0	0							
19 Kevin Frandsen, R (1,7) OBP: 0.328, SLG: 0.345										2	0	0	0	0	1							
55 Tim Lincecum, L (1,1) OBP: 0.125, SLG: 0.130										2	0	0	0	1	1							
71 Pat Misch, R (7,1) OBP: 0.318, SLG: 0.278										0	0	0	0	0	0							
39 Guillermo Rodriguez, R (8, PH) OBP: 0.500, SLG: 0.500										0	0	0	0	0	0							
32 Kevin Correia, R (8,1) OBP: 0.500, SLG: 0.500										0	0	0	0	0	0							
23 Randy Messenger, R (8,1) OBP: 0.500, SLG: 0.500										0	0	0	0	0	0							
Inning Stats	R: 0 E: 0 K: 1 S: 9	H: 0 LOB: 0 BB: 0 P: 12	R: 0 E: 0 K: 0 S: 5	H: 0 LOB: 0 BB: 0 P: 10	R: 0 E: 0 K: 0 S: 9	H: 1 LOB: 1 BB: 0 P: 11	R: 0 E: 0 K: 0 S: 10	H: 0 LOB: 1 BB: 1 P: 19	R: 1 E: 0 K: 1 S: 9	H: 1 LOB: 0 BB: 0 P: 12	R: 0 E: 0 K: 0 S: 5	H: 0 LOB: 0 BB: 0 P: 6	R: 0 E: 0 K: 1 S: 10	H: 0 LOB: 0 BB: 0 P: 12	R: 1 E: 1 K: 0 S: 9	H: 2 LOB: 1 BB: 1 P: 13	R: 0 E: 0 K: 1 S: 5	H: 0 LOB: 0 BB: 0 P: 8	1B: 3 2B: 0 3B: 0 HR: 1	SF: 0 SAC: 1 DP: 0 HBP: 0	WP: 0 PB: 0 SB: 0 CS: 2	PA: 32
PITCHER	IP WLS BF H R ER SO BB IBB HBP BLK WP HR S P ERA WHIP																					
53 Rich Hill, L (1,1) ERA: 3.7	8.0 W 29 4 2 2 3 2 0 0 0 0 0 1 66 95 2.25 0.750																					
Bob Howry, R (9,1) ERA: 4.37	1.0 S 3 0 0 0 1 0 0 0 0 0 0 0 5 8 0.00 0.000																					

Batter	1	2	3	4	5	6	7	8	9	AB	R	H	RBI	BB	SO	LOB	BOTTOM					
12 Alfonso Soriano, R (1,7) OBP: 0.349, SLG: 0.530										4	0	1	0	0	1	0	San Francisco Giants @ Chicago Cubs Wrigley Field, Chicago, IL Mon Jul 16 2007, 6:05 PM CDT Att: 40,282 - Cloudy - 74 F					
2 Ryan Theriot, R (1,6) OBP: 0.342, SLG: 0.367										4	1	1	0	0	1							
25 Derrek Lee, R (1,3) OBP: 0.421, SLG: 0.494										3	1	1	0	1	1							
16 Aramis Ramirez, R (1,5) OBP: 0.356, SLG: 0.550										4	0	1	2	0	2	1						
32 Daryle Ward, L (1,9) OBP: 0.458, SLG: 0.439										1	0	0	0	2	1	0						
29 Angel Pagan, S (7, PR) OBP: 0.317, SLG: 0.455										1	0	0	0	0	1							
Mark DeRosa, R (1,4) OBP: 0.370, SLG: 0.453										1	0	0	0	1	0	1						
Jacque Jones, L (1,8) OBP: 0.290, SLG: 0.327										2	0	0	0	1	1							
Koyie Hill, S (1,2) OBP: 0.222, SLG: 0.281										3	1	1	1	0	2							
53 Rich Hill, L (1,1) OBP: 0.118, SLG: 0.152										2	0	0	0	2	0							
17 Mike Fontenot, L (8, PH) OBP: 0.350, SLG: 0.536										1	0	0	0	0	0							
Bob Howry, L (9,1) ERA: 4.37										0	0	0	0	0	0							
Inning Stats	R: 0 E: 0 K: 0 S: 5	H: 1 LOB: 0 BB: 0 P: 8	R: 0 E: 0 K: 2 S: 14	H: 0 LOB: 1 BB: 1 P: 24	R: 1 E: 0 K: 1 S: 10	H: 1 LOB: 0 BB: 0 P: 15	R: 0 E: 0 K: 1 S: 9	H: 0 LOB: 1 BB: 1 P: 20	R: 0 E: 0 K: 2 S: 7	H: 0 LOB: 0 BB: 0 P: 10	R: 0 E: 0 K: 2 S: 12	H: 0 LOB: 1 BB: 1 P: 20	R: 0 E: 0 K: 0 S: 4	H: 0 LOB: 2 BB: 2 P: 14	R: 2 E: 0 K: 0 S: 14	H: 3 LOB: 1 BB: 0 P: 20	R: 0 E: 0 K: 0 S: 14	H: 0 LOB: 0 BB: 0 P: 8	1B: 3 2B: 1 3B: 0 HR: 1	SF: 0 SAC: 1 DP: 2 HBP: 0	WP: 0 PB: 0 SB: 0 CS: 0	PA: 32
PITCHER	IP WLS BF H R ER SO BB IBB HBP BLK WP HR S P ERA WHIP																					
55 Tim Lincecum, R (1,1) ERA: 4.37	6.1 1 0 0 0 0 5 0 0 0 0 0 0 1 60 108 1.42 1.105																					
71 Pat Misch, L (7,1) ERA: 1.69	0.2 1 0 0 0 0 0 0 0 0 0 0 0 1 3 0.00 0.000																					
32 Kevin Correia, R (8,1) ERA: 4.46	0.2 L 4 2 2 2 0 0 0 0 0 0 0 0 9 11 27.00 3.000																					
23 Randy Messenger, R (8,1) ERA: 2.05	0.1 B 2 1 0 0 0 0 0 0 0 0 0 0 5 9 0.00 3.000																					



Batter	1	2	3	4	5	6	7	8	9	AB	R	H	RBI	BB	SO	LOB	TOP			
10 Dave Roberts, L (1,8) OBP: 0.312, SLG: 0.340										3	0	0	1	2	1	0				
13 Omar Vizquel, S (1,6) OBP: 0.299, SLG: 0.294										4	1	1	1	1	0	1				
2 Randy Winn, S (1,9) OBP: 0.339, SLG: 0.415										4	1	3	0	1	1	3				
Ray Durham, S (1,4) OBP: 0.316, SLG: 0.393										5	0	0	0	0	2	6				
1 Benjie Molina, R (1,2) OBP: 0.297, SLG: 0.407										4	0	2	1	0	0	0				
14 Fred Lewis, L (8, PR) OBP: 0.362, SLG: 0.431										1	1	0	0	0	0	0				
35 Rich Aurilia, R (1,3) OBP: 0.362, SLG: 0.350										5	0	0	0	0	2	3				
Pedro Feliz, R (1,5) OBP: 0.279, SLG: 0.417										3	1	1	1	1	0	0				
19 Kevin Frandsen, R (1,7) OBP: 0.328, SLG: 0.339										2	0	0	0	1	0	1				
Bary Bonds, L (8, PH) OBP: 0.455, SLG: 0.555										1	0	0	0	0	2					
31 Vinnie Chulk, R (8, PH)										0	0	0	0	0	0	0				
41 Brad Hennessey, R (9, 1)										0	0	0	0	0	0	0				
75 Barry Zito, L (1,1) OBP: 0.139, SLG: 0.114											3	0	0	0	0	3				
39 Guillermo Rodriguez, R (8, PH) OBP: 0.348, SLG: 0.276										0	0	0	0	1	0	0				
Inning Stats	R: 0 E: 0 K: 1 S: 9	H: 1 LOB: 1 BB: 0 P: 11	R: 0 E: 0 K: 1 S: 12	H: 0 LOB: 0 BB: 0 P: 13	R: 0 E: 0 K: 0 S: 6	H: 0 LOB: 0 BB: 0 P: 9	R: 2 E: 0 K: 0 S: 15	H: 3 LOB: 3 BB: 2 P: 27	R: 0 E: 0 K: 0 S: 10	H: 0 LOB: 1 BB: 0 P: 14	R: 0 E: 0 K: 0 S: 10	H: 0 LOB: 2 BB: 2 P: 22	R: 2 E: 0 K: 2 S: 17	H: 2 LOB: 3 BB: 3 P: 39	R: 0 E: 0 K: 1 S: 7	H: 0 LOB: 0 BB: 0 P: 10	1B: 6 2B: 1 3B: 0 HR: 0	SF: 0 SAC: 0 DP: 0 HBP: 0	WP: 2 PB: 0 SB: 1 CS: 0	PA: 42
PITCHER	IP WLS BF H R ER SO BB IBB HBP BLK WP HR S P ERA WHIP																			
45 Sean Marshall, L (1,1) ERA: 3.43	6.0	L	26	5	2	2	2	1	1	0	0	0	1	0	62	88	3.00	1.000		
49 Carlos Marmol, R (7, 1) ERA: 1.41	1.1	L	8	1	2	2	2	3	0	0	0	0	1	0	20	38	13.50	3.000		
13 Will Ohman, L (8, 1) ERA: 4.0	0.1		3	0	0	0	0	2	0	0	0	0	0	0	5	16	0.00	6.000		
43 Michael Wuerz, R (8, 1) ERA: 3.61	0.1		2	1	0	0	1	0	0	0	0	0	0	4	7	0.00	3.000			
56 Billy Petrick, R (9, 1) ERA: 2.7	1.0		3	0	0	0	1	0	0	0	0	0	0	7	10	0.00	0.000			

San Francisco Giants @ Chicago Cubs
Wrigley Field, Chicago, IL
Tue Jul 17 2007, 7:05 PM CDT
Att: 41,102 - Cloudy - 76 F

AB 35
R 4
H 7
RBI 4
BB 7
SO 6
LOB 19



Batter	1	2	3	4	5	6	7	8	9	AB	R	H	RBI	BB	SO	LOB	BOTTOM					
2 Ryan Theriot, R (1,6) OBP: 0.341, SLG: 0.369										4	1	1	0	0	0	0						
17 Mike Fontenot, L (1,4) OBP: 0.342, SLG: 0.522										3	0	0	0	0	1	0						
25 Derrek Lee, R (1,3) OBP: 0.422, SLG: 0.503										4	1	2	1	0	1	1						
16 Aramis Ramirez, R (1,5) OBP: 0.358, SLG: 0.552										4	0	2	0	0	1	2						
12 Alfonso Soriano, R (1,7) OBP: 0.345, SLG: 0.524										4	0	0	0	0	2	3						
Mark DeRosa, R (1,9) OBP: 0.385, SLG: 0.446										4	0	0	0	0	1	2						
Jason Kendall, R (1,2) OBP: 0.259, SLG: 0.278										3	0	0	0	0	0	0						
32 Danyele Ward, L (9, PH) OBP: 0.452, SLG: 0.431										1	0	0	0	0	0	1						
29 Angel Pagán, S (1,8) OBP: 0.317, SLG: 0.451										3	0	1	0	0	0	0						
45 Sean Marshall, L (1,1)										2	0	0	0	0	2	1						
49 Carlos Marmol, R (7, 1)										1	0	0	0	0	1	0						
13 Will Ohman, L (8, 1)										0	0	0	0	0	0	0						
43 Michael Wuerz, R (8, 1)										0	0	0	0	0	0	0						
56 Billy Petrick, R (9, 1)										0	0	0	0	0	0	0						
Inning Stats	R: 1 E: 1 K: 0 S: 11	H: 1 LOB: 1 BB: 0 P: 15	R: 0 E: 0 K: 2 S: 15	H: 1 LOB: 0 BB: 0 P: 20	R: 0 E: 0 K: 2 S: 11	H: 1 LOB: 1 BB: 0 P: 15	R: 0 E: 0 K: 1 S: 10	H: 0 LOB: 0 BB: 0 P: 14	R: 0 E: 0 K: 1 S: 7	H: 0 LOB: 0 BB: 0 P: 9	R: 1 E: 0 K: 1 S: 14	H: 2 LOB: 1 BB: 0 P: 20	R: 0 E: 0 K: 1 S: 13	H: 0 LOB: 0 BB: 0 P: 16	R: 0 E: 0 K: 1 S: 7	H: 0 LOB: 0 BB: 0 P: 12	R: 0 E: 0 K: 0 S: 9	H: 1 LOB: 1 BB: 0 P: 16	1B: 3 2B: 2 3B: 0 HR: 1	SF: 0 SAC: 1 DP: 0 HBP: 0	WP: 0 PB: 0 SB: 0 CS: 0	PA: 34
PITCHER	IP WLS BF H R ER SO BB IBB HBP BLK WP HR S P ERA WHIP																					
75 Barry Zito, L (1,1) ERA: 4.67	7.0	W	27	5	2	1	8	0	0	0	0	0	0	0	81	109	1.29	0.714				
31 Vinnie Chulk, R (8, 1) ERA: 5.58	1.0	H	3	0	0	0	1	0	0	0	0	0	0	7	12	0.00	0.000					
41 Brad Hennessey, R (9, 1) ERA: 3.43	1.0	S	4	1	0	0	0	0	0	0	0	0	0	9	16	0.00	1.000					

San Francisco Giants @ Chicago Cubs
Wrigley Field, Chicago, IL
Tue Jul 17 2007, 7:05 PM CDT
Att: 41,102 - Cloudy - 76 F

AB 33
R 2
H 6
RBI 1
BB 0
SO 9
LOB 10



Batter	1	2	3	4	5	6	7	8	9	AB	R	H	RBI	BB	SO	LOB	TOP				
10 Dave Roberts, L (1.8) OBP: 0.306, SLG: 0.333	G1-3		G1-3		G6-3		G3			4	0	0	0	0	0	3	San Francisco Giants @ Chicago Cubs Wrigley Field, Chicago, IL Wed Jul 18 2007, 1:20 PM CDT Att: 39,792 - Partly Cloudy - 80 F				
14 Fred Lewis, L (1.7) OBP: 0.356, SLG: 0.425	K		1B		F8		F7			4	0	1	0	0	1	0					
2 Randy Winn, S (1.9) OBP: 0.341, SLG: 0.418	2B		FC6-4		L6		HBP			3	0	1	0	0	0	1					
Ryan Klesko, L (1.3) OBP: 0.372, SLG: 0.450	BB		K		F7		G6-3			3	0	0	0	1	1	2					
Ray Durham, S (1.4) OBP: 0.315, SLG: 0.391	G1-3		G4-3		P4		19 1B		19 1B	4	1	1	0	0	0	2					
Pedro Feliz, R (1.5) OBP: 0.281, SLG: 0.416	P4		F9		BB		19 1B		19 1B	3	0	1	0	1	0	0					
19 Kevin Frandsen, R (1.6) OBP: 0.333, SLG: 0.345	F8		G6-3		G6-3		BB		E8	4	0	2	0	0	0	0					
39 Guillermo Rodriguez, R (1.2) OBP: 0.350, SLG: 0.263	BB		G4-3		F8		G6-4-3		G6-4-3	1	0	0	0	1	0	0					
1 Bengie Molina, R (5.2) OBP: 0.295, SLG: 0.404	BB		G5-3		F8		BB		G6-4-3	2	0	0	0	0	0	4					
18 Matt Cain, R (1.1) OBP: 0.289, SLG: 0.030	K		G5-3		G5-3		BB		P4	2	0	0	0	0	1	1					
71 Pat Misch, R (5.1) OBP: 0.246, SLG: 0.370	K									0	0	0	0	0	0	0					
Mark Sweeney, L (7.1) OBP: 0.246, SLG: 0.370										0	0	0	0	0	0	0					
Steve Kline, S (7.1) OBP: 0.246, SLG: 0.370										0	0	0	0	0	0	0					
Jack Taschner, L (8.1) OBP: 0.276, SLG: 0.348										0	0	0	0	0	0	0					
35 Rich Aurilia, R (8.1) OBP: 0.276, SLG: 0.348										1	0	0	0	0	0	1					
Inning Stats	R: 0 E: 0 K: 1 S: 13	H: 1 LOB: 2 BB: 1 P: 24	R: 0 E: 0 K: 1 S: 9	H: 0 LOB: 1 BB: 1 P: 14	R: 0 E: 1 K: 1 S: 12	H: 1 LOB: 1 BB: 0 P: 17	R: 0 E: 0 K: 0 S: 8	H: 0 LOB: 0 BB: 0 P: 10	R: 0 E: 0 K: 0 S: 10	H: 0 LOB: 0 BB: 0 P: 15	R: 0 E: 0 K: 0 S: 7	H: 0 LOB: 0 BB: 0 P: 11	R: 0 E: 0 K: 0 S: 8	H: 1 LOB: 3 BB: 2 P: 21	R: 0 E: 0 K: 0 S: 6	H: 0 LOB: 0 BB: 0 P: 8	R: 1 E: 1 K: 0 S: 9	H: 3 LOB: 1 BB: 0 P: 15	1B: 5 2B: 1 3B: 0 HR: 0	SF: 0 DP: 2 HBP: 1	WP: 0 PA: 36 PB: 0 SB: 0 CS: 0
PITCHER	IP WLS BF H R ER SO BB IBB HBP BLK WP HR S P ERA WHIP	5.0 W 19 2 0 0 3 2 0 0 0 0 0 52 80 0.00 0.800	4.0 S 17 4 1 1 0 2 0 1 0 0 0 30 55 2.25 1.500																		

AB	31
R	1
H	6
RBI	0
BB	4
SO	3
LOB	14



Batter	1	2	3	4	5	6	7	8	9	AB	R	H	RBI	BB	SO	LOB	BOTTOM					
12 Alfonso Soriano, R (1.7) OBP: 0.343, SLG: 0.519	G5-3		L1		BB		F9		K	4	1	0	0	1	1	1	San Francisco Giants @ Chicago Cubs Wrigley Field, Chicago, IL Wed Jul 18 2007, 1:20 PM CDT Att: 39,792 - Partly Cloudy - 80 F					
2 Ryan Theriot, R (1.6) OBP: 0.342, SLG: 0.365	F7		F9		BB		F7		BB	3	2	0	0	2	0	0						
32 Daryle Ward, L (1.3) OBP: 0.449, SLG: 0.419	K		G3		G1-3		1B		BB	4	1	1	0	1	1	1						
15 Cliff Floyd, L (1.9) OBP: 0.374, SLG: 0.411	G3		BB		BB		F9		BB	3	2	2	1	0	0	0						
29 Angel Pagán, S (6.9) OBP: 0.320, SLG: 0.461	G3		BB		BB		F9		BB	2	1	1	1	0	0	1						
Mark DeRosa, R (1.5) OBP: 0.369, SLG: 0.447	BB		BB		BB		F9		BB	4	1	2	1	1	1	1						
17 Mike Fontenot, L (1.4) OBP: 0.352, SLG: 0.521	K		BB		BB		BB		BB	2	2	1	1	2	1	1						
Jacque Jones, L (1.8) OBP: 0.296, SLG: 0.328	F7		BB		BB		BB		F9	3	2	1	2	2	0	1						
Koyie Hill, S (1.2) OBP: 0.250, SLG: 0.328	BB		BB		BB		BB		K	3	0	2	5	1	1	2						
38 Carlos Zambrano, S (1.1) OBP: 0.250, SLG: 0.396	K		BB		BB		G3		G4-3	3	0	0	0	0	1	3						
36 Sean Gallagher, R (6.1) OBP: 0.250, SLG: 0.396	K		F7		G3		G4-3			1	0	0	0	0	0	2						
Inning Stats	R: 0 E: 0 K: 1 S: 12	H: 0 LOB: 0 BB: 0 P: 17	R: 0 E: 0 K: 1 S: 8	H: 0 LOB: 1 BB: 1 P: 17	R: 0 E: 0 K: 1 S: 9	H: 0 LOB: 1 BB: 1 P: 18	R: 4 E: 0 K: 0 S: 17	H: 4 LOB: 1 BB: 1 P: 26	R: 5 E: 0 K: 1 S: 24	H: 2 LOB: 1 BB: 4 P: 44	R: 0 E: 0 K: 0 S: 5	H: 1 LOB: 1 BB: 0 P: 10	R: 0 E: 0 K: 1 S: 11	H: 1 LOB: 2 BB: 1 P: 17	R: 3 E: 0 K: 1 S: 16	H: 2 LOB: 1 BB: 2 P: 30	1B: 6 2B: 5 3B: 0 HR: 0	SF: 1 DP: 1 HBP: 0	WP: 1 PA: 43 PB: 2 SB: 0 CS: 1			
PITCHER	IP WLS BF H R ER SO BB IBB HBP BLK WP HR S P ERA WHIP	4.0 L 20 3 3 3 1 2 0 0 0 0 0 23 40 13.50 2.250	2.0 11 3 3 3 1 2 0 0 0 0 0 0 23 40 13.50 2.500	1.0 5 1 0 0 1 1 0 0 0 0 0 0 11 17 0.00 2.000	1.0 7 2 3 3 1 2 0 0 0 0 0 0 16 30 27.00 4.000																	



Batter	1	2	3	4	5	6	7	8	9	AB	R	H	RBI	BB	SO	LOB	TOP										
Jeff DaVanon, S (1,9) OBP: 0.286, SLG: 0.250	F7		F8			G4-3		BB		3	0	0	0	1	0	0	Arizona Diamondbacks @ Chicago Cubs Wrigley Field, Chicago, IL Fri Jul 20, 2007, 1:20 PM CDT Att: 41,071 - Sunny - 70 F										
1 Orlando Hudson, S (1,4) OBP: 0.376, SLG: 0.433	G3-1			G6-3		F8		G4-3		4	0	0	0	0	0	1											
22 Eric Byrnes, R (1,7) OBP: 0.368, SLG: 0.495	2B			P5		HBP		G3		3	0	1	0	0	0	0											
18 Chad Tracy, L (1,3) OBP: 0.345, SLG: 0.454	G6-3			L4		P5		P4		4	0	0	0	0	0	2											
27 Mark Reynolds, R (1,5) OBP: 0.333, SLG: 0.524	G1-3					1B		G1-3		4	1	1	0	0	1	0											
6 Stephen Drew, L (1,6) OBP: 0.301, SLG: 0.361	1B					F9		K		3	0	1	0	0	1	1											
24 Chris Young, R (1,8) OBP: 0.276, SLG: 0.429	F7-3					HR		F8		3	1	1	2	0	0	1											
19 Chris Snyder, R (1,2) OBP: 0.303, SLG: 0.362			G6-3			P5		F8		2	0	0	0	0	0	0											
11 Augie Ojeda, S (8,PH) OBP: 0.376, SLG: 0.463						G1-3		K		1	0	0	0	0	0	0											
Brandon Lyon, R (8,1)										0	0	0	0	0	0	0											
17 Brandon Webb, R (1,1) OBP: 0.050, SLG: 0.075										2	0	0	0	0	1	0											
26 Miguel Montero, L (8,PH) OBP: 0.295, SLG: 0.378										1	0	0	0	0	1	0											
Inning Stats	R: 0 E: 0 K: 0 S: 9	H: 1 LOB: 1 BB: 0 P: 15	R: 0 E: 0 K: 0 S: 6	H: 1 LOB: 0 BB: 0 P: 11	R: 0 E: 0 K: 1 S: 8	H: 0 LOB: 0 BB: 0 P: 13	R: 0 E: 0 K: 0 S: 6	H: 0 LOB: 0 BB: 0 P: 11	R: 2 E: 0 K: 0 S: 9	H: 2 LOB: 0 BB: 0 P: 12	R: 0 E: 0 K: 0 S: 10	H: 0 LOB: 1 BB: 0 P: 17	R: 0 E: 0 K: 1 S: 8	H: 0 LOB: 0 BB: 0 P: 12	R: 0 E: 0 K: 1 S: 11	H: 0 LOB: 1 BB: 1 P: 21	R: 0 E: 0 K: 1 S: 11	H: 0 LOB: 0 BB: 0 P: 18	1B: 2 2B: 2 3B: 0 HR: 1	SF: 0 SAC: 0 DP: 1 HBP: 1	WP: 0 PB: 0 SB: 1 CS: 0	PA: 32					
PITCHER	IP	WLS	BF	H	R	ER	SO	BB	IBB	HBP	BLK	WP	HR	S	P	ERA	WHIP										
Jason Marquis, R (1,1) ERA: 3.92	7.2	W	28	4	2	2	3	1	0	1	0	0	1	64	108	2.35	0.652										
49 Carlos Marmol, R (8,1) ERA: 1.34	0.1	H	1	0	0	0	0	0	0	0	0	0	0	3	4	0.00	0.000										
Bob Howry, R (9,1) ERA: 4.18	1.0		3	0	0	0	1	0	0	0	0	0	0	11	18	0.00	0.000										

Batter	1	2	3	4	5	6	7	8	9	AB	R	H	RBI	BB	SO	LOB	BOTTOM										
12 Alfonso Soriano, R (1,7) OBP: 0.343, SLG: 0.520	B1-3		G5-3			K		K		4	0	0	0	0	2	0	Arizona Diamondbacks @ Chicago Cubs Wrigley Field, Chicago, IL Fri Jul 20, 2007, 1:20 PM CDT Att: 41,071 - Sunny - 70 F										
2 Ryan Theriot, R (1,6) OBP: 0.340, SLG: 0.361	L1			G1-3		K		1B		4	1	1	0	0	1	0											
17 Mike Fontenot, L (1,4) OBP: 0.373, SLG: 0.524	G4-3			1B		1B		1B		3	3	2	0	1	0	0											
16 Aramis Ramirez, R (1,5) OBP: 0.364, SLG: 0.566		G6-3		K		E9		1B		4	2	2	4	0	1	1											
Jacque Jones, L (1,8) OBP: 0.309, SLG: 0.340		E6		1B		1B		HR		4	0	2	2	0	1	0											
29 Angel Pagán, S (1,9) OBP: 0.333, SLG: 0.471		G4-3		G1-3		CS		K		4	0	2	0	0	0	2											
4 Scott Moore, L (1,3) OBP: 0.260, SLG: 0.328		G4-3				G4-3		1B		4	0	0	0	0	1	3											
Jason Kendall, R (1,2) OBP: 0.259, SLG: 0.273			G4-3			G4-3		G6-3		3	0	0	0	0	0	1											
Koyie Hill, S (9,2) OBP: 0.260, SLG: 0.328										0	0	0	0	0	0	0											
Jason Marquis, L (1,1) OBP: 0.178, SLG: 0.273										3	0	0	0	0	1	1											
49 Carlos Marmol, R (8,1) ERA: 2.74			F7			K		G4-3		0	0	0	0	0	0	0											
Bob Howry, L (9,1)										0	0	0	0	0	0	0											
Inning Stats	R: 0 E: 0 K: 0 S: 6	H: 0 LOB: 0 BB: 0 P: 7	R: 0 E: 1 K: 0 S: 7	H: 0 LOB: 1 BB: 0 P: 12	R: 0 E: 0 K: 0 S: 5	H: 0 LOB: 0 BB: 0 P: 7	R: 1 E: 0 K: 1 S: 15	H: 1 LOB: 1 BB: 1 P: 23	R: 0 E: 0 K: 1 S: 7	H: 0 LOB: 0 BB: 0 P: 9	R: 2 E: 1 K: 2 S: 12	H: 3 LOB: 0 BB: 0 P: 16	R: 0 E: 1 K: 0 S: 9	H: 1 LOB: 1 BB: 0 P: 12	R: 3 E: 0 K: 3 S: 22	H: 4 LOB: 1 BB: 0 P: 29	1B: 8 2B: 0 3B: 0 HR: 1	SF: 0 SAC: 0 DP: 0 HBP: 0	WP: 0 PB: 0 SB: 2 CS: 1	PA: 35							
PITCHER	IP	WLS	BF	H	R	ER	SO	BB	IBB	HBP	BLK	WP	HR	S	P	ERA	WHIP										
17 Brandon Webb, R (1,1) ERA: 3.38	7.0	L	27	5	3	2	4	0	0	0	0	0	1	22	29	2.57	0.857										
Brandon Lyon, R (8,1) ERA: 2.74	1.0		7	4	3	3	3	0	0	0	0	0	1	22	29	27.00	4.000										

AB	30
R	2
H	4
RBI	2
BB	1
SO	4
LOB	5

AB	33
R	6
H	9
RBI	6
BB	1
SO	7
LOB	8



Batter	1	2	3	4	5	6	7	8	9	AB	R	H	RBI	BB	SO	LOB	TOP											
12 Alfonso Soriano, R OBP: 0.337, SLG: 0.509	0-2 P6		0-0 G6-3		1-1 P4		1-2 G5-3		3-3 K	5	0	0	0	0	1	2												
2 Ryan Theriot, R OBP: 0.342, SLG: 0.358	0-0 G6-3		2-3 K			1-2 25 CS 1B	1-1 E5 25 BB 16 1B		4-0 25 S 25 1B BB	4	2	1	0	1	1	0												
25 Derrek Lee, R OBP: 0.424, SLG: 0.503	0-0 F9			0-0 G5-3		3-2 15 G3 5 1B 1B	4-1 16 1B BB		3-2 16 1B 1B	4	1	2	1	1	0	0												
16 Aramis Ramirez, R OBP: 0.361, SLG: 0.555		2-2 15 FC4-6 1B		1-1 F8		3-1 15 G3 5 1B 1B	0-1 16 1B BB		0-0 16 1B 1B	5	0	4	1	0	0	0												
15 Cliff Floyd, L OBP: 0.354, SLG: 0.385 Bob Howry, L		2-2 FC4-6 G4-3 1B		3-2 F7		1-1 G3	1-0 P5		0-0 G4-3	4	1	0	0	0	0	5												
17 Mike Fontenot, L OBP: 0.371, SLG: 0.504 46 Ryan Dempster, R		1-2 1B				1-2 2-3				1	0	0	0	0	0	0												
Mark DeRosa, R OBP: 0.381, SLG: 0.432 5 Ronny Cedeno, R OBP: 0.139, SLG: 0.324		3-2 G4-3			0-0 F9	0-1 BB 1B		0-2 G1-4-3		1	0	0	0	0	0	1												
Jacque Jones, L OBP: 0.311, SLG: 0.340		0-0 2H 1B			4-2 FC5-4 BB	4-1 BB		0-2 G4-3		2	0	1	1	2	0	0												
Jason Kendall, R OBP: 0.257, SLG: 0.270		0-1 SAFE G5-3			2-0 FC5-4 38 1B	1-1 G6-3		2-3 K		4	0	0	0	0	1	5												
38 Carlos Zambrano, S OBP: 0.255, SLG: 0.392 13 Will Ohman, L 49 Carlos Marmol, R 29 Angel Pagán, S OBP: 0.326, SLG: 0.472			1-3 K		1-1 1B		1-2 G4-3		2-3 K	3	0	1	0	0	1	0												
Inning Stats	R: 0 E: 0 K: 0 S: 5	H: 0 LOB: 0 BB: 0 P: 5	R: 1 E: 0 K: 0 S: 13	H: 2 LOB: 1 BB: 0 P: 20	R: 0 E: 0 K: 2 S: 7	H: 0 LOB: 0 BB: 0 P: 10	R: 0 E: 0 K: 0 S: 6	H: 0 LOB: 0 BB: 0 P: 10	R: 0 E: 0 K: 0 S: 8	H: 1 LOB: 2 BB: 1 P: 16	R: 1 E: 0 K: 0 S: 15	H: 4 LOB: 3 BB: 1 P: 28	R: 1 E: 1 K: 0 S: 14	H: 1 LOB: 2 BB: 1 P: 22	R: 0 E: 0 K: 1 S: 9	H: 0 LOB: 0 BB: 0 P: 11	R: 1 E: 0 K: 2 S: 18	H: 2 LOB: 2 BB: 1 P: 30	1B: 10 2B: 0 3B: 0 HR: 0	SF: 0 SAC: 0 DP: 0 HBP: 0	WP: 0 PB: 0 SB: 1 CS: 1	PA: 41						
PITCHER	IP WLS BF	H R ER	SO BB IBB HBP BLK	WP HR S P	ERA WHIP	PITCHER										IP WLS BF	H R ER	SO BB IBB HBP BLK	WP HR S P	ERA WHIP								
Kip Wells, R ERA: 5.57	6.2 L	31 8 3	2 2 3	0 0 0	0 0 0	2.70 1.650											3	0	0	0	0	0	0	0	0	0	0	0
34 Randy Flores, L ERA: 4.63	7.1 0.1	1 0	0 0	0 0	0 0	0.00 0.000											0	0	1	2	39	5.40 1.200						
36 Russ Springer, R ERA: 2.92	8.1 1.2	7 1	1 1	3 3	1 0	0 0	0 0	0 0	0 0	0 0	2 2	39 3.000																
56 Kelvin Jimenez, R ERA: 10.27	9.1 0.1	2 1	0 0	0 0	0 0	0 0	0 0	0 0	0 0	2 2	2 0.00																	

Chicago Cubs @ St. Louis Cardinals
 Busch Stadium, St. Louis, MO
 Tue Jul 24 2007, 7:10 PM CDT
 Att: 45,436 - Clear - 82 F

AB	37
R	4
H	10
RBI	4
BB	4
SO	5
LOB	15



Batter	1	2	3	4	5	6	7	8	9	AB	R	H	RBI	BB	SO	LOB	BOTTOM										
7 Adam Kennedy, L OBP: 0.291, SLG: 0.295 David Eckstein, R OBP: 0.346, SLG: 0.371	3-2 L8		2-1 F9		2-2 55 3B 1B		1 SAFE 0-2 F8		2-2 SAFE G4-3	3	1	1	0	0	0	1											
55 Skio Schumaker, L OBP: 0.360, SLG: 0.467 43 Juan Encarnacion, R OBP: 0.317, SLG: 0.461 36 Russ Springer, R 56 Kelvin Jimenez, R 47 Ryan Ludwick, R OBP: 0.291, SLG: 0.483	1-1 G4-3		0-0 G4-3		1-2 2H 3H 3B		0-1 1-2 FC6		0-2 2H 1B	3	0	1	2	0	0	0											
5 Albert Pujols, R OBP: 0.420, SLG: 0.563	2-1 G4-3		1-2 F9		2-2 P4		2-2 G5-3		1-1 G4-3	5	0	0	0	0	0	4											
16 Chris Duncan, L OBP: 0.382, SLG: 0.564		3-2 K		1-1 27 BB 1B		2-3 K		0-1 G3		4	0	1	0	0	2	1											
Jim Edmonds, L OBP: 0.301, SLG: 0.377		2-3 K		4-1 27 BB BB		0-0 F8		3-2 L9		3	0	0	0	1	1	0											
27 Scott Rolen, R OBP: 0.340, SLG: 0.382		3-1 F8		4-2 BB		2-1 P3		3-2 1B		3	0	1	0	1	0	0											
Aaron Miles, S OBP: 0.318, SLG: 0.313			2-2 4 G4-3 2B		2-2 F8		0-1 G4-3		0-0 L9	4	0	1	0	0	0	4											
4 Yadier Molina, R OBP: 0.310, SLG: 0.302 13 Brendan Ryan, R OBP: 0.365, SLG: 0.441			1-1 G4-3		3-1 P3		3-3 K		1-0 47 E G4-3 1B	4	0	1	0	0	1	1											
Kip Wells, R OBP: 0.286, SLG: 0.400 34 Randy Flores, L So Taguchi, R OBP: 0.355, SLG: 0.378			3-3 K		1-0 7 1B 55 3B 1B		4-2 43 E BB		1-2 F8	2	1	1	0	0	1	1											
Inning Stats	R: 0 E: 0 K: 0 S: 8	H: 0 LOB: 0 BB: 0 P: 14	R: 0 E: 0 K: 2 S: 8	H: 0 LOB: 0 BB: 0 P: 16	R: 0 E: 0 K: 1 S: 10	H: 1 LOB: 1 BB: 0 P: 18	R: 0 E: 0 K: 0 S: 13	H: 1 LOB: 3 BB: 2 P: 25	R: 2 E: 0 K: 1 S: 15	H: 3 LOB: 1 BB: 0 P: 24	R: 0 E: 0 K: 0 S: 5	H: 0 LOB: 0 BB: 0 P: 7	R: 0 E: 1 K: 1 S: 15	H: 0 LOB: 2 BB: 1 P: 24	R: 0 E: 0 K: 0 S: 11	H: 1 LOB: 1 BB: 0 P: 17	R: 1 E: 1 K: 0 S: 14	H: 2 LOB: 1 BB: 0 P: 19	1B: 6 2B: 1 3B: 1 HR: 0	SF: 0 SAC: 0 DP: 0 HBP: 0	WP: 0 PB: 0 SB: 0 CS: 0	PA: 39					
PITCHER	IP WLS BF	H R ER	SO BB IBB HBP BLK	WP HR S P	ERA WHIP	PITCHER										IP WLS BF	H R ER	SO BB IBB HBP BLK	WP HR S P	ERA WHIP							
38 Carlos Zambrano, R ERA: 3.65	6.1 W	27 5 2	2 2 3	0 0 0	0 0 0	2.84 1.263											3	0	0	0	0	0	0	0	0	0	0
13 Will Ohman, L ERA: 4.28	7.1 0.1	H 1	0 0	0 0	0 0	0.00 0.000											0	0	4	4	0.00 0.000						
49 Carlos Marmol, R ERA: 1.8 Bob Howry, R ERA: 4.2	8.1 1.0	H 4	1 0	0 0	0 0	0.00 1.000											0	0	11	17	0.00 1.000						
46 Ryan Dempster, R ERA: 3.19	9.1 1.0	S 5	2 1	0 0	0 0	0.00 2.000											0	0	14	19	0.00 2.000						

Chicago Cubs @ St. Louis Cardinals
 Busch Stadium, St. Louis, MO
 Tue Jul 24 2007, 7:10 PM CDT
 Att: 45,436 - Clear - 82 F

AB	36
R	3
H	8
RBI	2
BB	3
SO	5
LOB	16



Batter	1	2	3	4	5	6	7	8	9	AB	R	H	RBI	BB	SO	LOB	TOP							
12 Alfonso Soriano, R (1,7) OBP: 0.340, SLG: 0.518										5	1	3	0	0	2	0								
2 Ryan Theriot, R (1,6) OBP: 0.342, SLG: 0.359										5	0	2	1	0	0	3								
25 Derrek Lee, R (1,3) OBP: 0.421, SLG: 0.497										4	2	0	0	1	2	4								
16 Aramis Ramirez, R (1,5) OBP: 0.362, SLG: 0.559										5	1	2	0	0	0	2								
15 Cliff Floyd, L (1,9) OBP: 0.356, SLG: 0.393										4	2	2	2	0	1	1								
29 Angel Pagán, S (7,9) OBP: 0.324, SLG: 0.469										1	0	0	0	0	0	0								
17 Mike Fontenot, L (1,4) OBP: 0.372, SLG: 0.500										5	0	2	2	0	0	1								
Jacque Jones, L (1,8) OBP: 0.314, SLG: 0.347										4	1	2	1	0	0	1								
Koyie Hill, S (1,2) OBP: 0.238, SLG: 0.297										4	0	0	0	0	1	3								
30 Ted Lilly, L (1,1) OBP: 0.167, SLG: 0.167										4	0	1	1	0	2	0								
43 Michael Wuerztz, R (8,1)										0	0	0	0	0	0	0								
47 Scott Eyre, L (9,1)										0	0	0	0	0	0	0								
Inning Stats	R: 0 E: 0 K: 2 S: 10	H: 1 LOB: 1 BB: 0 P: 15	R: 0 E: 0 K: 1 S: 7	H: 0 LOB: 0 BB: 0 P: 11	R: 0 E: 0 K: 3 S: 12	H: 0 LOB: 0 BB: 0 P: 19	R: 2 E: 0 K: 0 S: 11	H: 3 LOB: 2 BB: 0 P: 23	R: 4 E: 0 K: 1 S: 17	H: 5 LOB: 1 BB: 0 P: 24	R: 0 E: 0 K: 0 S: 6	H: 1 LOB: 1 BB: 0 P: 9	R: 0 E: 0 K: 0 S: 11	H: 1 LOB: 1 BB: 0 P: 18	R: 1 E: 0 K: 1 S: 12	H: 3 LOB: 2 BB: 0 P: 19	R: 0 E: 0 K: 0 S: 8	H: 0 LOB: 0 BB: 0 P: 11	1B: 8 2B: 5 3B: 1 HR: 0	SF: 0 SAC: 0 DP: 0 HBP: 0	WP: 0 PB: 0 SB: 0 CS: 0	PA: 42		
PITCHER	IP WLS BF H R ER SO BB IBB HBP BLK WP HR S P ERA WHIP	IP WLS BF H R ER SO BB IBB HBP BLK WP HR S P ERA WHIP	IP WLS BF H R ER SO BB IBB HBP BLK WP HR S P ERA WHIP	IP WLS BF H R ER SO BB IBB HBP BLK WP HR S P ERA WHIP	IP WLS BF H R ER SO BB IBB HBP BLK WP HR S P ERA WHIP	IP WLS BF H R ER SO BB IBB HBP BLK WP HR S P ERA WHIP	IP WLS BF H R ER SO BB IBB HBP BLK WP HR S P ERA WHIP	IP WLS BF H R ER SO BB IBB HBP BLK WP HR S P ERA WHIP	IP WLS BF H R ER SO BB IBB HBP BLK WP HR S P ERA WHIP	IP WLS BF H R ER SO BB IBB HBP BLK WP HR S P ERA WHIP	IP WLS BF H R ER SO BB IBB HBP BLK WP HR S P ERA WHIP	IP WLS BF H R ER SO BB IBB HBP BLK WP HR S P ERA WHIP	IP WLS BF H R ER SO BB IBB HBP BLK WP HR S P ERA WHIP	IP WLS BF H R ER SO BB IBB HBP BLK WP HR S P ERA WHIP	IP WLS BF H R ER SO BB IBB HBP BLK WP HR S P ERA WHIP	IP WLS BF H R ER SO BB IBB HBP BLK WP HR S P ERA WHIP	IP WLS BF H R ER SO BB IBB HBP BLK WP HR S P ERA WHIP	IP WLS BF H R ER SO BB IBB HBP BLK WP HR S P ERA WHIP	IP WLS BF H R ER SO BB IBB HBP BLK WP HR S P ERA WHIP	IP WLS BF H R ER SO BB IBB HBP BLK WP HR S P ERA WHIP	IP WLS BF H R ER SO BB IBB HBP BLK WP HR S P ERA WHIP	IP WLS BF H R ER SO BB IBB HBP BLK WP HR S P ERA WHIP	IP WLS BF H R ER SO BB IBB HBP BLK WP HR S P ERA WHIP	IP WLS BF H R ER SO BB IBB HBP BLK WP HR S P ERA WHIP

Chicago Cubs @ St. Louis Cardinals
 Busch Stadium, St. Louis, MO
 Wed Jul 25 2007, 7:10 PM CDT
 Att: 45,316 - Partly Cloudy - 83 F

AB 41
 R 7
 H 14
 RBI 7
 BB 1
 SO 8
 LOB 15



Batter	1	2	3	4	5	6	7	8	9	AB	R	H	RBI	BB	SO	LOB	BOTTOM							
David Eckstein, R (1,6) OBP: 0.340, SLG: 0.364										4	0	0	0	0	0	4								
So Taguchi, R (1,8) OBP: 0.358, SLG: 0.377										3	1	1	0	1	0	0								
5 Albert Pujols, R (1,3) OBP: 0.416, SLG: 0.556										4	0	0	0	0	0	2								
43 Juan Encarnacion, R (1,9) OBP: 0.329, SLG: 0.471										4	0	4	1	0	0	0								
27 Scott Rolen, R (1,5) OBP: 0.336, SLG: 0.376										4	0	0	0	0	0	4								
16 Chris Duncan, L (1,7) OBP: 0.381, SLG: 0.559											4	0	1	0	0	0	1							
4 Yadier Molina, R (1,2) OBP: 0.308, SLG: 0.297										3	0	0	0	1	1	1								
13 Brendan Ryan, R (1,4) OBP: 0.388, SLG: 0.452										3	0	2	0	1	0	1								
50 Adam Wainwright, R (1,1) OBP: 0.297, SLG: 0.343										1	0	0	0	0	1	1								
55 Skip Schumaker, L (5,PH) OBP: 0.356, SLG: 0.462										1	0	0	0	0	0	1								
47 Ryan Ludwick, R (7,PH) OBP: 0.296, SLG: 0.483										0	0	0	0	0	0	0								
Troy Percival, R (8,1)										0	0	0	0	0	0	0								
Inning Stats	R: 0 E: 0 K: 0 S: 6	H: 0 LOB: 0 BB: 0 P: 8	R: 0 E: 0 K: 1 S: 9	H: 2 LOB: 1 BB: 0 P: 14	R: 0 E: 0 K: 1 S: 9	H: 1 LOB: 0 BB: 0 P: 14	R: 1 E: 0 K: 0 S: 11	H: 1 LOB: 1 BB: 1 P: 20	R: 0 E: 0 K: 0 S: 5	H: 0 LOB: 1 BB: 1 P: 10	R: 0 E: 0 K: 0 S: 7	H: 1 LOB: 1 BB: 0 P: 7	R: 0 E: 0 K: 0 S: 9	H: 1 LOB: 2 BB: 1 P: 16	R: 0 E: 0 K: 0 S: 8	H: 2 LOB: 1 BB: 0 P: 10	R: 0 E: 0 K: 0 S: 4	H: 0 LOB: 0 BB: 1 P: 8	1B: 8 2B: 0 3B: 0 HR: 0	SF: 0 SAC: 0 DP: 4 HBP: 0	WP: 0 PB: 0 SB: 1 CS: 0	PA: 35		
PITCHER	IP WLS BF H R ER SO BB IBB HBP BLK WP HR S P ERA WHIP	IP WLS BF H R ER SO BB IBB HBP BLK WP HR S P ERA WHIP	IP WLS BF H R ER SO BB IBB HBP BLK WP HR S P ERA WHIP	IP WLS BF H R ER SO BB IBB HBP BLK WP HR S P ERA WHIP	IP WLS BF H R ER SO BB IBB HBP BLK WP HR S P ERA WHIP	IP WLS BF H R ER SO BB IBB HBP BLK WP HR S P ERA WHIP	IP WLS BF H R ER SO BB IBB HBP BLK WP HR S P ERA WHIP	IP WLS BF H R ER SO BB IBB HBP BLK WP HR S P ERA WHIP	IP WLS BF H R ER SO BB IBB HBP BLK WP HR S P ERA WHIP	IP WLS BF H R ER SO BB IBB HBP BLK WP HR S P ERA WHIP	IP WLS BF H R ER SO BB IBB HBP BLK WP HR S P ERA WHIP	IP WLS BF H R ER SO BB IBB HBP BLK WP HR S P ERA WHIP	IP WLS BF H R ER SO BB IBB HBP BLK WP HR S P ERA WHIP	IP WLS BF H R ER SO BB IBB HBP BLK WP HR S P ERA WHIP	IP WLS BF H R ER SO BB IBB HBP BLK WP HR S P ERA WHIP	IP WLS BF H R ER SO BB IBB HBP BLK WP HR S P ERA WHIP	IP WLS BF H R ER SO BB IBB HBP BLK WP HR S P ERA WHIP	IP WLS BF H R ER SO BB IBB HBP BLK WP HR S P ERA WHIP	IP WLS BF H R ER SO BB IBB HBP BLK WP HR S P ERA WHIP	IP WLS BF H R ER SO BB IBB HBP BLK WP HR S P ERA WHIP	IP WLS BF H R ER SO BB IBB HBP BLK WP HR S P ERA WHIP	IP WLS BF H R ER SO BB IBB HBP BLK WP HR S P ERA WHIP	IP WLS BF H R ER SO BB IBB HBP BLK WP HR S P ERA WHIP	IP WLS BF H R ER SO BB IBB HBP BLK WP HR S P ERA WHIP

Chicago Cubs @ St. Louis Cardinals
 Busch Stadium, St. Louis, MO
 Wed Jul 25 2007, 7:10 PM CDT
 Att: 45,316 - Partly Cloudy - 83 F

AB 31
 R 1
 H 8
 RBI 1
 BB 4
 SO 2
 LOB 15



Batter	1	2	3	4	5	6	7	8	9	AB	R	H	RBI	BB	SO	LOB	TOP	
12 Alfonso Soriano, R OBP: 0.334, SLG: 0.507	F9		P4			K		F8	L4	5	0	0	0	0	1	3		
2 Ryan Theriot, R OBP: 0.346, SLG: 0.362	E9		G5-4-3			F9		2B		3	1	2	1	1	0	0		
25 Derrek Lee, R OBP: 0.416, SLG: 0.500	SF8		G5-4-3			K		K		3	0	0	1	0	2	2		
16 Aramis Ramirez, R OBP: 0.358, SLG: 0.550	G6-3					F7		L7	1B	4	1	1	0	0	0	0		
15 Cliff Floyd, L OBP: 0.397, SLG: 0.393		P2				K		K2-3		4	0	1	0	0	2	0		
29 Angel Pagán, S OBP: 0.321, SLG: 0.465									1B	0	1	0	0	0	0	0		
Mark DeRosa, R OBP: 0.386, SLG: 0.439		F8				G5-3			1B	4	0	3	1	0	0	0		
Jacque Jones, L OBP: 0.309, SLG: 0.337									1B	4	0	0	0	0	0	4		
Jason Kendall, R OBP: 0.263, SLG: 0.277									1B	3	0	1	1	0	0	0		
43 Rich Hill, L ERA: 3.99										3	0	0	0	0	0	0		
57 Rocky Cherry, R ERA: 3.99										0	0	0	0	0	0	0		
13 Will Ohman, L ERA: 3.99										0	0	0	0	0	0	0		
43 Michael Wuerz, R ERA: 3.86										0	0	0	0	0	0	0		
47 Scott Eyre, L ERA: 5.94										0	0	0	0	0	0	0		
Inning Stats	R: 1 H: 1 E: 1 K: 0 S: 9	H: 1 LOB: 0 BB: 0 P: 13	R: 0 H: 1 E: 0 K: 1 S: 15	H: 1 LOB: 2 BB: 0 P: 23	R: 0 H: 0 E: 0 K: 0 S: 7	H: 0 LOB: 0 BB: 1 P: 13	R: 0 H: 0 E: 0 K: 1 S: 10	H: 0 LOB: 0 BB: 0 P: 16	R: 0 H: 0 E: 0 K: 2 S: 8	H: 1 LOB: 1 BB: 0 P: 12	R: 0 H: 1 E: 1 K: 1 S: 13	H: 1 LOB: 1 BB: 0 P: 21	R: 2 H: 5 E: 0 K: 0 S: 13	H: 5 LOB: 2 BB: 0 P: 17	1B: 7 2B: 2 3B: 0 HR: 0	SF: 1 SAC: 0 DP: 1 HBP: 1	WP: 0 PA: 37	
PITCHER	IP: 7.2 WLS: 29 BF: 4 H: 2 R: 2 ER: 0 SO: 5 BB: 1 IBB: 0 HBP: 1 BLK: 0 WP: 0 HR: 0 S: 77 P: 123 ERA: 0.00 WHIP: 0.652	IP: 1.1 WLS: 8 BF: 5 H: 2 R: 2 ER: 2 SO: 1 BB: 0 IBB: 0 HBP: 0 BLK: 0 WP: 0 HR: 16 S: 22 P: 22 ERA: 13.50 WHIP: 3.750																

Chicago Cubs @ Cincinnati Reds
Great American Ball Park, Cincinnati, OH
Fri Jul 27 2007, 7:10 PM EDT
Att: 36,635 - Rain - 69 F

AB 34
R 4
H 9
RBI 4
BB 1
SO 6
LOB 11



Batter	1	2	3	4	5	6	7	8	9	AB	R	H	RBI	BB	SO	LOB	BOTTOM				
6 Ryan Freel, R OBP: 0.310, SLG: 0.354	K		G4-3	K		HBP		G4-3		4	2	2	0	0	2	1					
27 Jeff Keppinger, R OBP: 0.392, SLG: 0.500		HBP	SH1-3			1B		G4-3		3	0	2	1	0	0	1					
Ken Griffey Jr., L OBP: 0.388, SLG: 0.532			G4-3			1B		G6-3		2	0	0	0	3	0	2					
4 Brandon Phillips, R OBP: 0.326, SLG: 0.480	K					F7		P3		5	0	1	1	0	1	7					
Adam Dunn, L OBP: 0.368, SLG: 0.554	K		F7			K		G3		4	0	0	0	0	2	5					
30 Norris Hopper, R OBP: 0.327, SLG: 0.349	K									1	1	1	0	0	0	0					
Jeff Conine, R OBP: 0.328, SLG: 0.409										4	0	3	0	0	0	0					
25 David Weathers, R OBP: 0.202, SLG: 0.236										0	0	0	0	0	0	0					
9 Juan Castro, R OBP: 0.202, SLG: 0.236										0	0	0	0	0	0	0					
28 Edwin Encarnación, R OBP: 0.339, SLG: 0.375	K					HR		K		5	1	2	2	0	2	5					
26 David Ross, R OBP: 0.253, SLG: 0.401		P4						K		2	1	0	0	2	1	2					
61 Bronson Arroyo, R OBP: 0.122, SLG: 0.149										3	0	0	0	0	3	3					
Scott Hatteberg, L OBP: 0.405, SLG: 0.477	K									1	0	0	0	0	0	0					
Inning Stats	R: 0 H: 0 E: 0 K: 3 S: 15	H: 1 LOB: 1 BB: 0 P: 27	R: 0 H: 1 E: 0 K: 2 S: 10	H: 1 LOB: 0 BB: 0 P: 15	R: 1 H: 2 E: 0 K: 0 S: 14	H: 2 LOB: 1 BB: 0 P: 19	R: 1 H: 1 E: 0 K: 2 S: 9	H: 1 LOB: 1 BB: 1 P: 16	R: 0 H: 2 E: 0 K: 1 S: 15	H: 2 LOB: 3 BB: 1 P: 27	R: 2 H: 1 E: 1 K: 1 S: 11	H: 1 LOB: 1 BB: 1 P: 18	R: 0 H: 1 E: 0 K: 2 S: 15	H: 1 LOB: 2 BB: 0 P: 22	R: 0 H: 1 E: 0 K: 0 S: 12	H: 1 LOB: 1 BB: 1 P: 18	R: 1 H: 2 E: 0 K: 0 S: 7	H: 2 LOB: 1 BB: 0 P: 10	1B: 6 2B: 4 3B: 0 HR: 1	SF: 0 SAC: 2 DP: 0 HBP: 2	WP: 0 PA: 43
PITCHER	IP: 5.0 WLS: 25 BF: 4 H: 2 R: 2 ER: 2 SO: 1 BB: 3 IBB: 0 HBP: 1 BLK: 0 WP: 0 HR: 7 S: 63 P: 104 ERA: 3.60 WHIP: 1.800	IP: 0.1 WLS: 3 BF: 2 H: 1 R: 1 ER: 0 SO: 0 BB: 0 IBB: 0 HBP: 0 BLK: 0 WP: 0 HR: 7 S: 10 P: 10 ERA: 0.00 WHIP: 6.000																			

Chicago Cubs @ Cincinnati Reds
Great American Ball Park, Cincinnati, OH
Fri Jul 27 2007, 7:10 PM EDT
Att: 36,635 - Rain - 69 F

AB 34
R 5
H 11
RBI 4
BB 5
SO 11
LOB 26



Batter	1	2	3	4	5	6	7	8	9	AB	R	H	RBI	BB	SO	LOB	BOTTOM				
53 Rich Hill, L ERA: 3.99										3	0	0	0	0	3	3					
57 Rocky Cherry, R ERA: 3.99										1	0	0	0	0	0	0					
13 Will Ohman, L ERA: 3.99										0	0	0	0	0	0	0					
43 Michael Wuerz, R ERA: 3.86										0	0	0	0	0	0	0					
47 Scott Eyre, L ERA: 5.94										0	0	0	0	0	0	0					
Inning Stats	R: 0 H: 0 E: 0 K: 3 S: 15	H: 1 LOB: 1 BB: 0 P: 27	R: 0 H: 1 E: 0 K: 2 S: 10	H: 1 LOB: 0 BB: 0 P: 15	R: 1 H: 2 E: 0 K: 0 S: 14	H: 2 LOB: 1 BB: 0 P: 19	R: 1 H: 1 E: 0 K: 2 S: 9	H: 1 LOB: 1 BB: 1 P: 16	R: 0 H: 2 E: 0 K: 1 S: 15	H: 2 LOB: 3 BB: 1 P: 27	R: 2 H: 1 E: 1 K: 1 S: 11	H: 1 LOB: 1 BB: 1 P: 18	R: 0 H: 1 E: 0 K: 2 S: 15	H: 1 LOB: 2 BB: 0 P: 22	R: 0 H: 1 E: 0 K: 0 S: 12	H: 1 LOB: 1 BB: 1 P: 18	R: 1 H: 2 E: 0 K: 0 S: 7	H: 2 LOB: 1 BB: 0 P: 10	1B: 6 2B: 4 3B: 0 HR: 1	SF: 0 SAC: 2 DP: 0 HBP: 2	WP: 0 PA: 43
PITCHER	IP: 5.0 WLS: 25 BF: 4 H: 2 R: 2 ER: 2 SO: 1 BB: 3 IBB: 0 HBP: 1 BLK: 0 WP: 0 HR: 7 S: 63 P: 104 ERA: 3.60 WHIP: 1.800	IP: 0.1 WLS: 3 BF: 2 H: 1 R: 1 ER: 0 SO: 0 BB: 0 IBB: 0 HBP: 0 BLK: 0 WP: 0 HR: 7 S: 10 P: 10 ERA: 0.00 WHIP: 6.000																			

Batter	1	2	3	4	5	6	7	8	9	AB	R	H	RBI	BB	SO	LOB	TOP							
12 Alfonso Soriano, R OBP: 0.338, SLG: 0.524	L7			FC5-4			25 HR	K		5	1	2	0	0	1	2								
2 Ryan Theriot, R OBP: 0.348, SLG: 0.359	25 HBP	P4		L9			F8		16 S	5	2	2	0	0	0	4								
25 Derrek Lee, R OBP: 0.418, SLG: 0.513	16 2B			F9			G5-3		K	4	2	1	2	0	1	1								
16 Aramis Ramirez, R OBP: 0.361, SLG: 0.552				F8			G6-3		29 PB	4	1	2	1	1	0	0								
Mark DeRosa, R OBP: 0.368, SLG: 0.437	SF8						G5-3		29 1B	3	0	2	1	1	0	0								
17 Mike Fontenot, L OBP: 0.348, SLG: 0.463	G1-3			K			F8		P6	5	0	0	0	0	2	7								
29 Angel Paquin, S OBP: 0.329, SLG: 0.470				G4-3					G3-1	4	0	1	2	1	0	2								
Koyie Hill, S OBP: 0.233, SLG: 0.288				K			K		G3	5	0	0	0	0	4	3								
38 Carlos Zambrano, S OBP: 0.291, SLG: 0.418							G5-3			4	0	3	0	0	0	1								
13 Will Ohman, L										0	0	0	0	0	0	0								
Bob Howry, L										0	0	0	0	0	0	0								
Inning Stats	R: 2 H: 2 E: 0 K: 0 S: 11	H: 2 LOB: 1 BB: 0 P: 17	R: 0 H: 2 E: 0 K: 1 S: 9	H: 2 LOB: 2 BB: 0 P: 11	R: 0 H: 2 E: 0 K: 1 S: 14	H: 2 LOB: 2 BB: 0 P: 19	R: 0 H: 1 E: 0 K: 1 S: 10	H: 1 LOB: 1 BB: 0 P: 15	R: 0 H: 0 E: 0 K: 0 S: 6	H: 0 LOB: 0 BB: 0 P: 11	R: 0 H: 0 E: 0 K: 1 S: 6	H: 0 LOB: 1 BB: 1 P: 14	R: 2 H: 3 E: 0 K: 1 S: 16	H: 3 LOB: 1 BB: 0 P: 22	R: 0 H: 1 E: 0 K: 1 S: 12	H: 1 LOB: 1 BB: 0 P: 16	R: 2 H: 2 E: 0 K: 2 S: 15	H: 2 LOB: 2 BB: 2 P: 26	1B: 10 2B: 2 3B: 0 HR: 1	SF: 1 SAC: 0 DP: 0 HBP: 1	WP: 0 PB: 1 SB: 3 CS: 0	PA: 44		
PITCHER	IP WLS BF H R ER SO BB IBB HBP BLK WP HR S P ERA WHIP	IP WLS BF H R ER SO BB IBB HBP BLK WP HR S P ERA WHIP	IP WLS BF H R ER SO BB IBB HBP BLK WP HR S P ERA WHIP	IP WLS BF H R ER SO BB IBB HBP BLK WP HR S P ERA WHIP	IP WLS BF H R ER SO BB IBB HBP BLK WP HR S P ERA WHIP	IP WLS BF H R ER SO BB IBB HBP BLK WP HR S P ERA WHIP	IP WLS BF H R ER SO BB IBB HBP BLK WP HR S P ERA WHIP	IP WLS BF H R ER SO BB IBB HBP BLK WP HR S P ERA WHIP	IP WLS BF H R ER SO BB IBB HBP BLK WP HR S P ERA WHIP	IP WLS BF H R ER SO BB IBB HBP BLK WP HR S P ERA WHIP	IP WLS BF H R ER SO BB IBB HBP BLK WP HR S P ERA WHIP	IP WLS BF H R ER SO BB IBB HBP BLK WP HR S P ERA WHIP	IP WLS BF H R ER SO BB IBB HBP BLK WP HR S P ERA WHIP	IP WLS BF H R ER SO BB IBB HBP BLK WP HR S P ERA WHIP	IP WLS BF H R ER SO BB IBB HBP BLK WP HR S P ERA WHIP	IP WLS BF H R ER SO BB IBB HBP BLK WP HR S P ERA WHIP	IP WLS BF H R ER SO BB IBB HBP BLK WP HR S P ERA WHIP	IP WLS BF H R ER SO BB IBB HBP BLK WP HR S P ERA WHIP	IP WLS BF H R ER SO BB IBB HBP BLK WP HR S P ERA WHIP	IP WLS BF H R ER SO BB IBB HBP BLK WP HR S P ERA WHIP	IP WLS BF H R ER SO BB IBB HBP BLK WP HR S P ERA WHIP	IP WLS BF H R ER SO BB IBB HBP BLK WP HR S P ERA WHIP	IP WLS BF H R ER SO BB IBB HBP BLK WP HR S P ERA WHIP	IP WLS BF H R ER SO BB IBB HBP BLK WP HR S P ERA WHIP
31 Matt Belisle, R ERA: 5.3	6.1	L	30	9	4	4	4	1	0	0	1	65	98	5.68	1.579									
Victor Santos, R ERA: 4.51	1.2		7	2	0	0	2	0	0	0	0	19	27	0.00	1.200									
51 Jared Burton, R ERA: 4.32	1.0		7	2	2	2	2	2	0	0	0	15	26	18.00	4.000									
Batter	1	2	3	4	5	6	7	8	9	AB	R	H	RBI	BB	SO	LOB	BOTTOM							
Scott Hatteberg, L OBP: 0.406, SLG: 0.474	4 1B									2	0	0	0	2	1	0								
6 Ryan Freel, R OBP: 0.307, SLG: 0.349	F8									4	0	1	0	0	0	2								
Ken Griffey Jr., L OBP: 0.386, SLG: 0.526	P5									3	0	0	0	1	1	3								
4 Brandon Phillips, R OBP: 0.323, SLG: 0.473										4	0	1	0	0	0	1								
Adam Dunn, L OBP: 0.361, SLG: 0.542	P6									4	0	0	0	0	0	2								
27 Jeff Keppinger, R OBP: 0.373, SLG: 0.481										4	0	0	0	0	0	0								
Javier Valentin, S OBP: 0.302, SLG: 0.356										3	0	1	0	0	0	0								
28 Edwin Encarnación, R OBP: 0.335, SLG: 0.366										3	0	0	0	0	1	1								
31 Matt Belisle, R OBP: 0.176, SLG: 0.129										2	0	0	0	0	2	0								
Victor Santos, R										0	0	0	0	0	0	0								
30 Norris Hopper, R OBP: 0.321, SLG: 0.342										1	0	0	0	0	1	0								
51 Jared Burton, R										0	0	0	0	0	0	0								
Inning Stats	R: 0 H: 1 E: 0 K: 0 S: 14	H: 0 LOB: 0 BB: 0 P: 9	R: 0 H: 0 E: 0 K: 2 S: 9	H: 0 LOB: 1 BB: 1 P: 17	R: 0 H: 0 E: 0 K: 0 S: 15	H: 0 LOB: 0 BB: 0 P: 20	R: 0 H: 0 E: 0 K: 1 S: 9	H: 0 LOB: 0 BB: 1 P: 14	R: 0 H: 1 E: 0 K: 1 S: 10	H: 1 LOB: 1 BB: 0 P: 13	R: 0 H: 1 E: 0 K: 1 S: 11	H: 1 LOB: 1 BB: 0 P: 19	R: 0 H: 0 E: 0 K: 0 S: 9	H: 0 LOB: 0 BB: 0 P: 15	R: 0 H: 0 E: 0 K: 1 S: 11	H: 0 LOB: 0 BB: 0 P: 15	1B: 3 2B: 0 3B: 0 HR: 0	SF: 0 SAC: 0 DP: 0 HBP: 0	WP: 0 PB: 0 SB: 0 CS: 0	PA: 33				
PITCHER	IP WLS BF H R ER SO BB IBB HBP BLK WP HR S P ERA WHIP	IP WLS BF H R ER SO BB IBB HBP BLK WP HR S P ERA WHIP	IP WLS BF H R ER SO BB IBB HBP BLK WP HR S P ERA WHIP	IP WLS BF H R ER SO BB IBB HBP BLK WP HR S P ERA WHIP	IP WLS BF H R ER SO BB IBB HBP BLK WP HR S P ERA WHIP	IP WLS BF H R ER SO BB IBB HBP BLK WP HR S P ERA WHIP	IP WLS BF H R ER SO BB IBB HBP BLK WP HR S P ERA WHIP	IP WLS BF H R ER SO BB IBB HBP BLK WP HR S P ERA WHIP	IP WLS BF H R ER SO BB IBB HBP BLK WP HR S P ERA WHIP	IP WLS BF H R ER SO BB IBB HBP BLK WP HR S P ERA WHIP	IP WLS BF H R ER SO BB IBB HBP BLK WP HR S P ERA WHIP	IP WLS BF H R ER SO BB IBB HBP BLK WP HR S P ERA WHIP	IP WLS BF H R ER SO BB IBB HBP BLK WP HR S P ERA WHIP	IP WLS BF H R ER SO BB IBB HBP BLK WP HR S P ERA WHIP	IP WLS BF H R ER SO BB IBB HBP BLK WP HR S P ERA WHIP	IP WLS BF H R ER SO BB IBB HBP BLK WP HR S P ERA WHIP	IP WLS BF H R ER SO BB IBB HBP BLK WP HR S P ERA WHIP	IP WLS BF H R ER SO BB IBB HBP BLK WP HR S P ERA WHIP	IP WLS BF H R ER SO BB IBB HBP BLK WP HR S P ERA WHIP	IP WLS BF H R ER SO BB IBB HBP BLK WP HR S P ERA WHIP	IP WLS BF H R ER SO BB IBB HBP BLK WP HR S P ERA WHIP	IP WLS BF H R ER SO BB IBB HBP BLK WP HR S P ERA WHIP	IP WLS BF H R ER SO BB IBB HBP BLK WP HR S P ERA WHIP	IP WLS BF H R ER SO BB IBB HBP BLK WP HR S P ERA WHIP
38 Carlos Zambrano, R ERA: 3.47	7.1	W	27	2	0	0	0	3	0	0	0	76	113	0.00	0.682									
13 Will Ohman, L ERA: 3.5	0.2		3	1	0	0	0	0	0	0	0	7	13	0.00	1.500									
Bob Howry, R ERA: 4.26	1.0		3	0	0	0	0	0	0	0	0	9	15	0.00	0.000									

Chicago Cubs @ Cincinnati Reds
Great American Ball Park, Cincinnati, OH
Sun Jul 29 2007, 1:15 PM EDT
Att: 33,061 - Sunny - 84 F

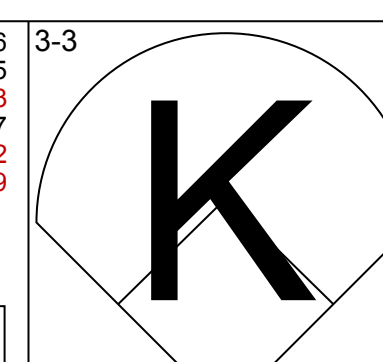
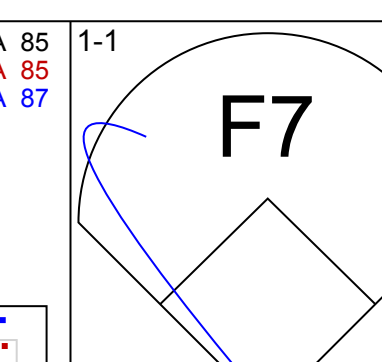
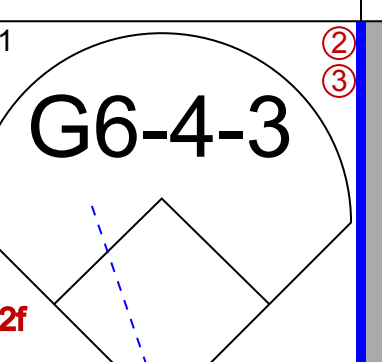
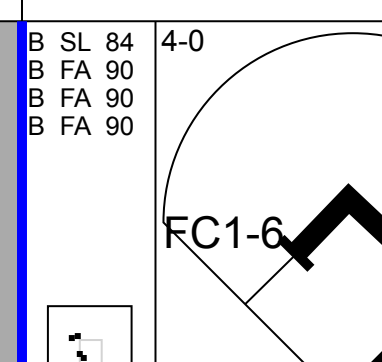
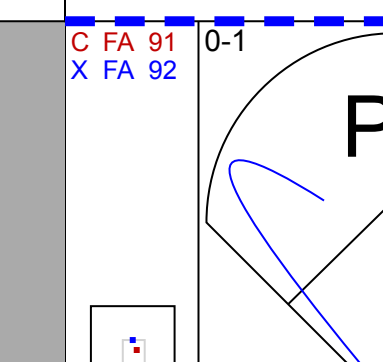
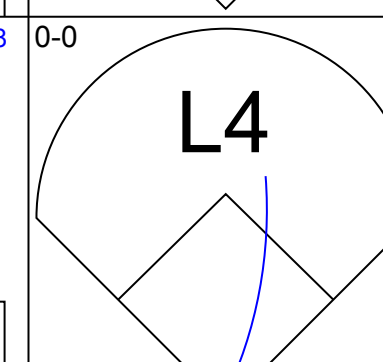
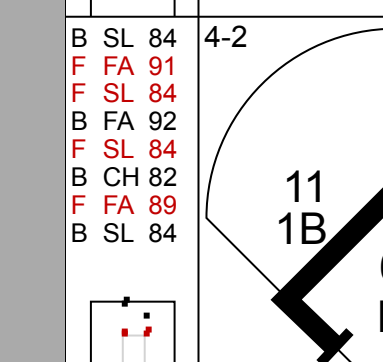
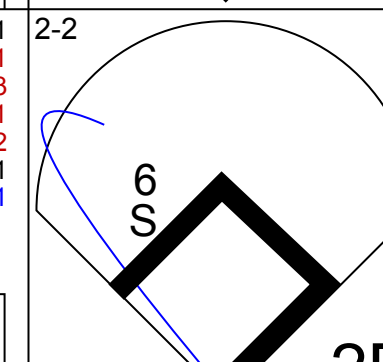
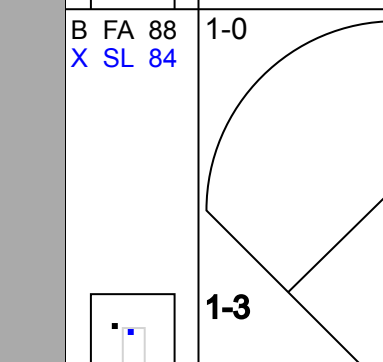
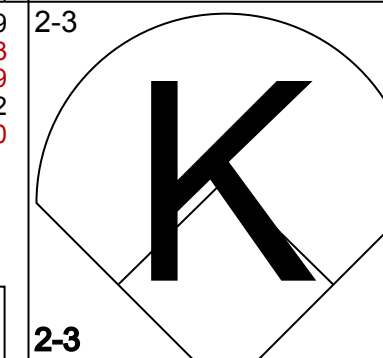
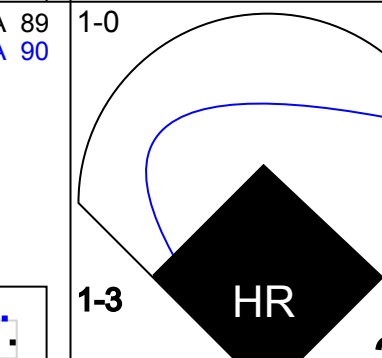
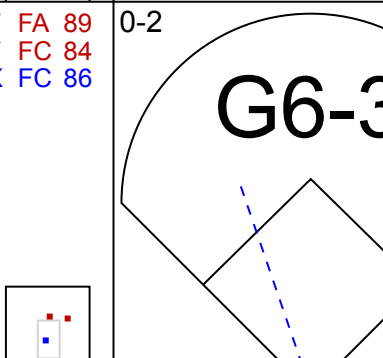
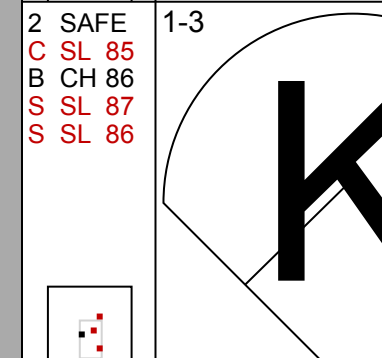
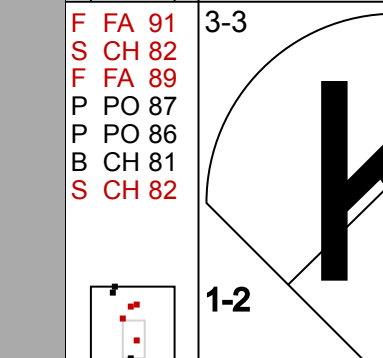

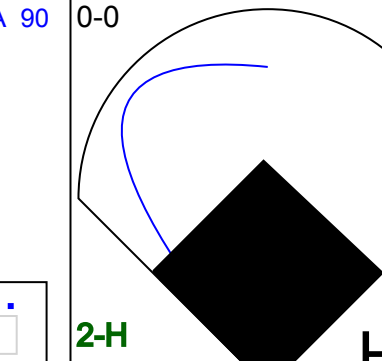
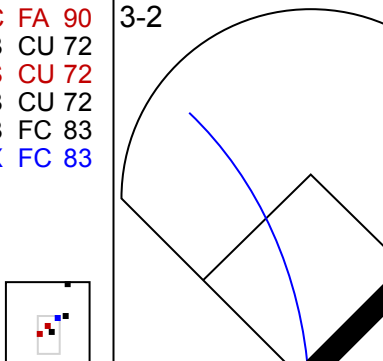
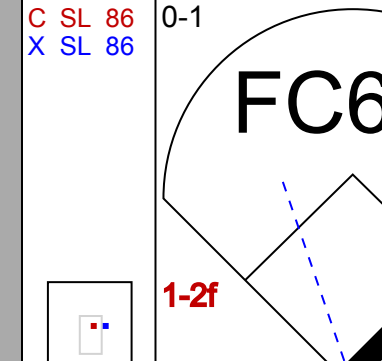


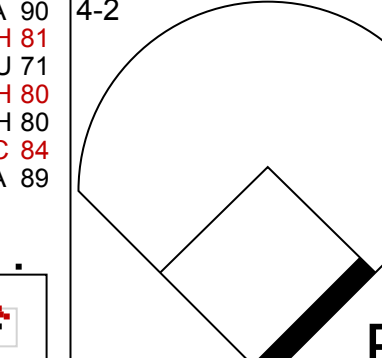
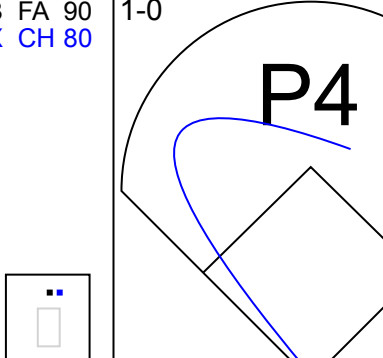

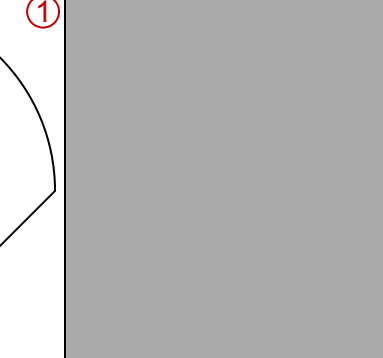

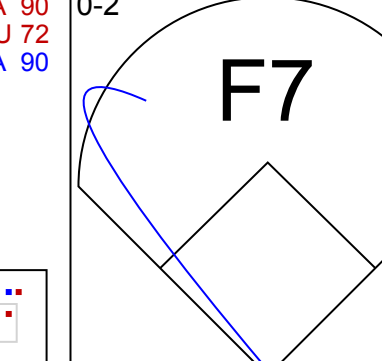





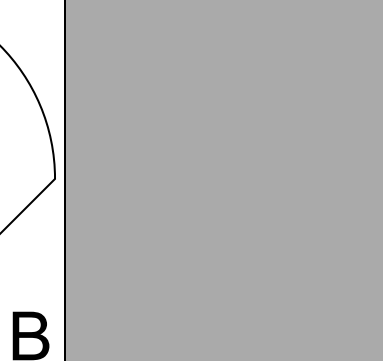



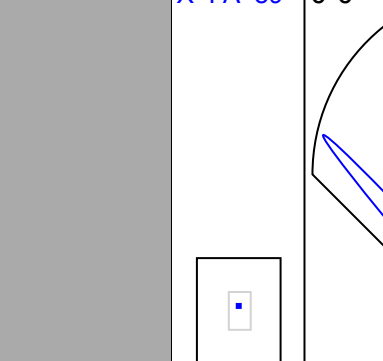
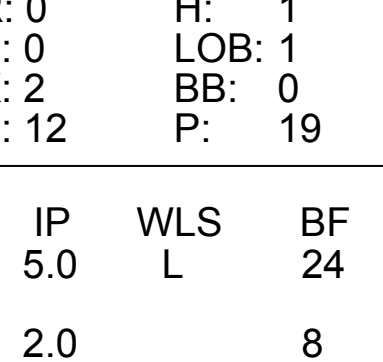


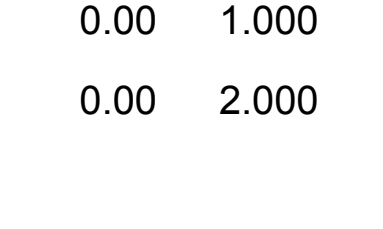

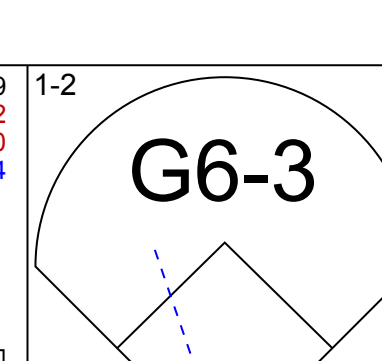
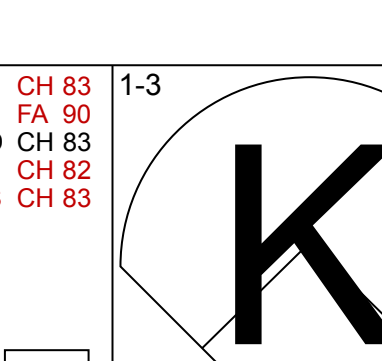
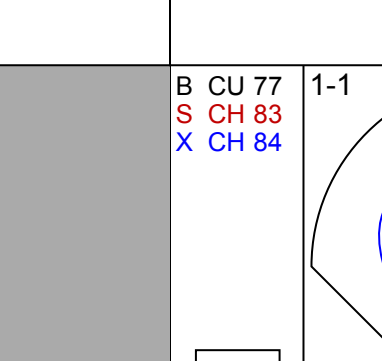
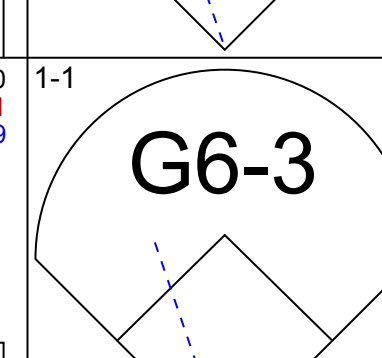
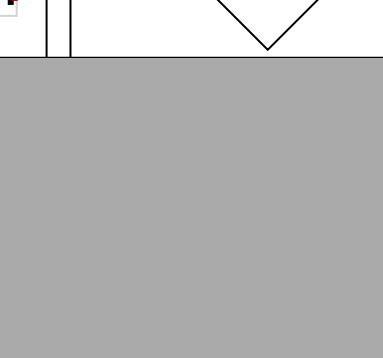
AB 39
R 6
H 13
RBI 6
BB 3
SO 8
LOB 20



Chicago Cubs @ Cincinnati Reds
Great American Ball Park, Cincinnati, OH
Sun Jul 29 2007, 1:15 PM EDT
Att: 33,061 - Sunny - 84 F

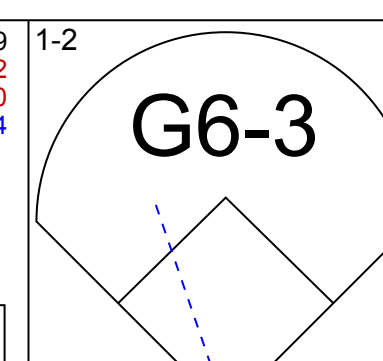
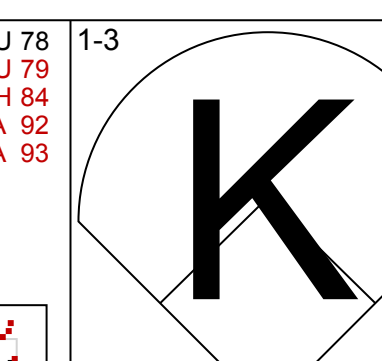
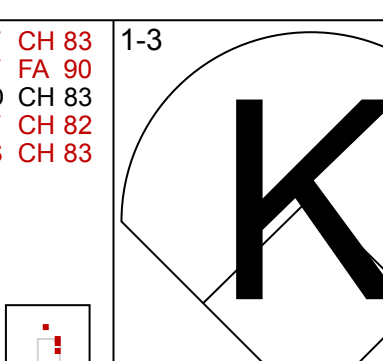
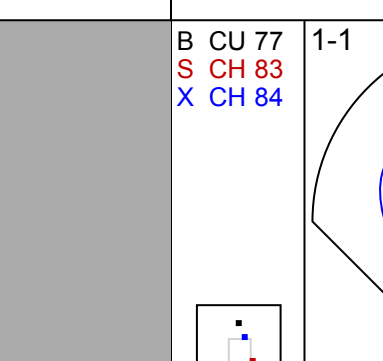
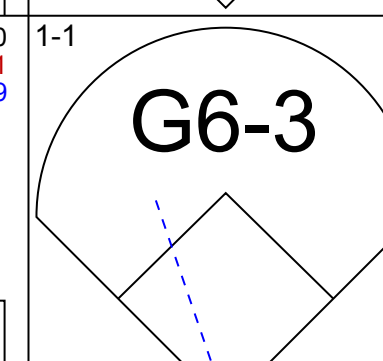
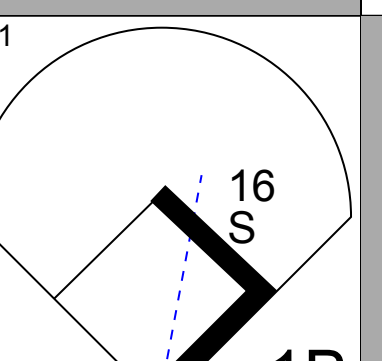
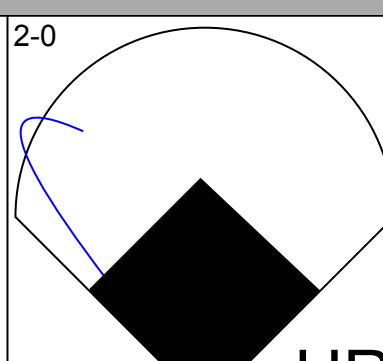
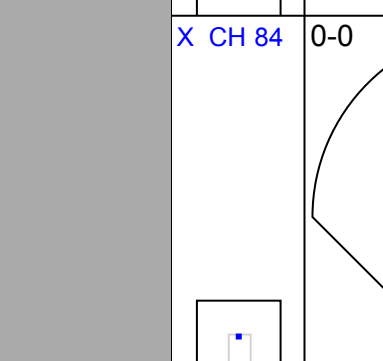
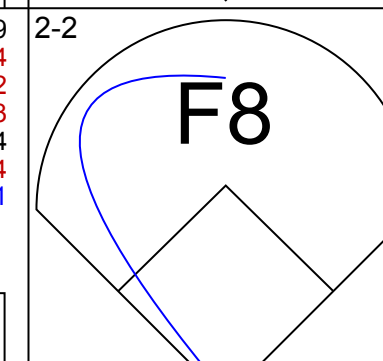
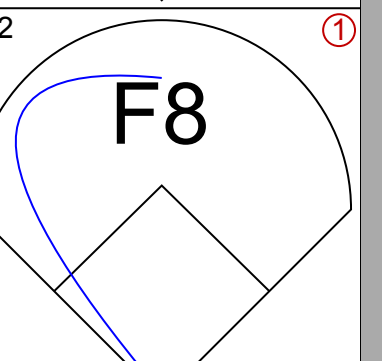
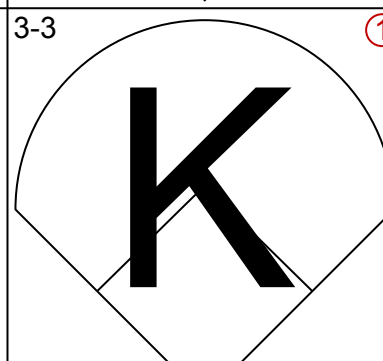


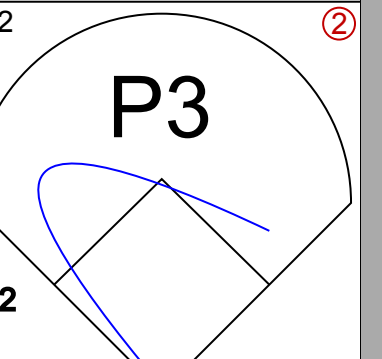
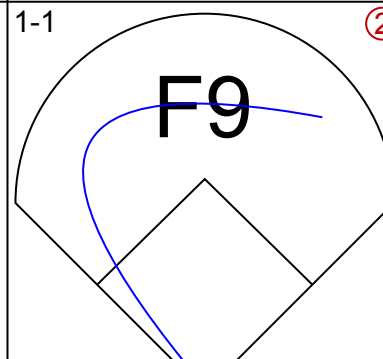


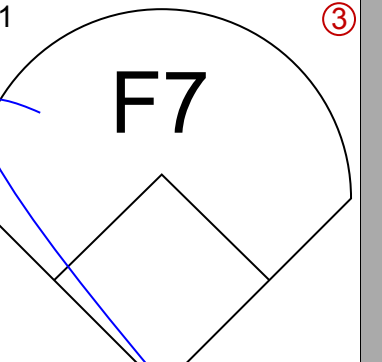
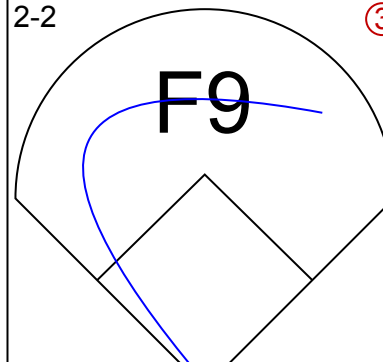






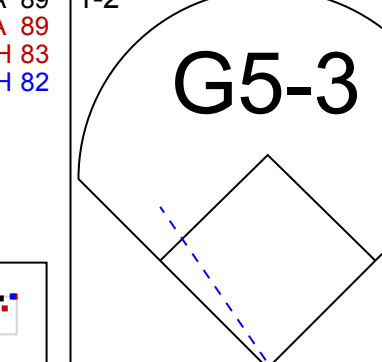

AB 30
R 0
H 3
RBI 0
BB 3
SO 6
LOB 9



Batter	1	2	3	4	5	6	7	8	9	AB	R	H	RBI	BB	SO	LOB	TOP							
8 Shane Victorino, S OBP: 0.351, SLG: 0.430										3	0	0	0	0	1	1	Philadelphia Phillies @ Chicago Cubs Wrigley Field, Chicago, IL Mon Jul 30 2007, 6:05 PM CDT Att: 41,686 - Clear - 82 F							
9 Michael Bourn, L OBP: 0.361, SLG: 0.394										0	0	0	0	0	0	0								
19 Greg Dobbs, L OBP: 0.332, SLG: 0.488										1	0	0	0	1	0	0								
Tadahito Iguchi, R OBP: 0.342, SLG: 0.395										3	2	1	1	2	0	1								
11 Jimmy Rollins, S OBP: 0.342, SLG: 0.540										4	0	2	0	1	0	1								
6 Ryan Howard, L OBP: 0.399, SLG: 0.601										5	1	1	0	0	3	5								
Aaron Rowand, R OBP: 0.394, SLG: 0.530										4	1	2	3	0	0	2								
Pat Burrell, R OBP: 0.417, SLG: 0.455										3	0	1	0	1	1	1								
Wes Helms, R OBP: 0.361, SLG: 0.361										3	0	0	0	1	0	1								
Abraham Nunez, S OBP: 0.308, SLG: 0.303										0	0	0	0	0	0	0								
51 Carlos Ruiz, R OBP: 0.318, SLG: 0.379										4	0	1	0	0	1	2								
35 Cole Hamels, L OBP: 0.167, SLG: 0.192										4	0	1	0	0	1	3								
39 Brett Myers, R										0	0	0	0	0	0	0								
Inning Stats	R: 0 E: 0 K: 2 S: 12	H: 1 LOB: 1 BB: 0 P: 19	R: 0 E: 0 K: 1 S: 15	H: 1 LOB: 2 BB: 1 P: 26	R: 3 E: 0 K: 0 S: 12	H: 2 LOB: 1 BB: 2 P: 23	R: 0 E: 0 K: 0 S: 4	H: 1 LOB: 0 BB: 0 P: 7	R: 1 E: 0 K: 0 S: 16	H: 2 LOB: 1 BB: 0 P: 22	R: 0 E: 0 K: 1 S: 6	H: 0 LOB: 0 BB: 0 P: 8	R: 0 E: 0 K: 1 S: 10	H: 0 LOB: 2 BB: 2 P: 22	R: 0 E: 0 K: 1 S: 10	H: 1 LOB: 1 BB: 0 P: 13	R: 0 E: 0 K: 1 S: 13	H: 1 LOB: 2 BB: 1 P: 19	1B: 5 2B: 2 3B: 0 HR: 2	SF: 0 SAC: 0 DP: 1 HBP: 0	WP: 1 PB: 0 SB: 2 CS: 0	PA: 40		
PITCHER	IP WLS BF H R ER SO BB IBB HBP BLK WP HR S P ERA WHIP	IP WLS BF H R ER SO BB IBB HBP BLK WP HR S P ERA WHIP	IP WLS BF H R ER SO BB IBB HBP BLK WP HR S P ERA WHIP	IP WLS BF H R ER SO BB IBB HBP BLK WP HR S P ERA WHIP	IP WLS BF H R ER SO BB IBB HBP BLK WP HR S P ERA WHIP	IP WLS BF H R ER SO BB IBB HBP BLK WP HR S P ERA WHIP	IP WLS BF H R ER SO BB IBB HBP BLK WP HR S P ERA WHIP	IP WLS BF H R ER SO BB IBB HBP BLK WP HR S P ERA WHIP	IP WLS BF H R ER SO BB IBB HBP BLK WP HR S P ERA WHIP	IP WLS BF H R ER SO BB IBB HBP BLK WP HR S P ERA WHIP	IP WLS BF H R ER SO BB IBB HBP BLK WP HR S P ERA WHIP	IP WLS BF H R ER SO BB IBB HBP BLK WP HR S P ERA WHIP	IP WLS BF H R ER SO BB IBB HBP BLK WP HR S P ERA WHIP	IP WLS BF H R ER SO BB IBB HBP BLK WP HR S P ERA WHIP	IP WLS BF H R ER SO BB IBB HBP BLK WP HR S P ERA WHIP	IP WLS BF H R ER SO BB IBB HBP BLK WP HR S P ERA WHIP	IP WLS BF H R ER SO BB IBB HBP BLK WP HR S P ERA WHIP	IP WLS BF H R ER SO BB IBB HBP BLK WP HR S P ERA WHIP	IP WLS BF H R ER SO BB IBB HBP BLK WP HR S P ERA WHIP	IP WLS BF H R ER SO BB IBB HBP BLK WP HR S P ERA WHIP	IP WLS BF H R ER SO BB IBB HBP BLK WP HR S P ERA WHIP	IP WLS BF H R ER SO BB IBB HBP BLK WP HR S P ERA WHIP	IP WLS BF H R ER SO BB IBB HBP BLK WP HR S P ERA WHIP	IP WLS BF H R ER SO BB IBB HBP BLK WP HR S P ERA WHIP
30 Ted Lilly, L ERA: 3.6	5.0	L	24	7	4	4	3	3	0	0	0	0	0	1	0	16	30	0.00	1.000					
43 Michael Wuertz, R ERA: 3.51	2.0		8	0	0	0	2	2	0	0	0	0	0	0	0	10	13	0.00	1.000					
57 Rocky Chery, R ERA: 3.55	1.0		4	1	0	0	1	0	0	0	0	0	0	0	0	13	19	0.00	2.000					
46 Ryan Dempster, R ERA: 3.03	1.0		4	1	0	0	1	1	0	0	0	0	0	0	0	13	19	0.00	2.000					

AB 34
R 4
H 9
RBI 4
BB 6
SO 7
LOB 17



Batter	1	2	3	4	5	6	7	8	9	AB	R	H	RBI	BB	SO	LOB	BOTTOM								
12 Alfonso Soriano, R OBP: 0.335, SLG: 0.519										4	0	0	0	0	2	2	Philadelphia Phillies @ Chicago Cubs Wrigley Field, Chicago, IL Mon Jul 30 2007, 6:05 PM CDT Att: 41,686 - Clear - 82 F								
2 Ryan Theriot, R OBP: 0.348, SLG: 0.370										4	1	2	1	0	0	0									
25 Derrek Lee, R OBP: 0.414, SLG: 0.507										4	0	0	0	0	1	1									
16 Aramis Ramirez, R OBP: 0.360, SLG: 0.549										4	0	1	0	0	0	1									
Mark DeRosa, R OBP: 0.364, SLG: 0.431										4	0	0	0	0	2	2									
19 Matt Murton, R OBP: 0.326, SLG: 0.325										2	0	0	0	1	2	1									
29 Angel Pagan, S OBP: 0.322, SLG: 0.460										3	0	0	0	0	0	2									
Jason Kendall, R OBP: 0.266, SLG: 0.278										2	0	0	0	1	1	0									
30 Ted Lilly, L ERA: 3.6	8.0	W	29	3	1	1	1	2	0	0	0	0	0	0	0	0		Philadelphia Phillies @ Chicago Cubs Wrigley Field, Chicago, IL Mon Jul 30 2007, 6:05 PM CDT Att: 41,686 - Clear - 82 F							
5 Ronny Cedeno, R ERA: 3.5	1.0	S	3	0	0	0	0	1	0	0	0	0	0	0	0	0									
43 Michael Wuertz, R ERA: 3.51	1.0		3	0	0	0	0	0	0	0	0	0	0	0	0	0									
57 Rocky Chery, R ERA: 3.55	1.0		3	0	0	0	0	0	0	0	0	0	0	0	0	0									
17 Mike Fontenot, L ERA: 3.00	1.0		3	0	0	0	0	0	0	0	0	0	0	0	0	0									
46 Ryan Dempster, R ERA: 3.03	1.0		3	0	0	0	0	0	0	0	0	0	0	0	0	0									
Inning Stats	R: 0 E: 0 K: 0 S: 10	H: 0 LOB: 0 BB: 0 P: 14	R: 0 E: 0 K: 2 S: 9	H: 1 LOB: 1 BB: 0 P: 13	R: 0 E: 0 K: 2 S: 12	H: 0 LOB: 0 BB: 0 P: 15	R: 0 E: 0 K: 0 S: 12	H: 1 LOB: 1 BB: 0 P: 14	R: 0 E: 0 K: 1 S: 8	H: 0 LOB: 2 BB: 2 P: 17	R: 1 E: 0 K: 1 S: 10	H: 1 LOB: 0 BB: 0 P: 18	R: 0 E: 0 K: 2 S: 12	H: 0 LOB: 0 BB: 0 P: 12	R: 0 E: 0 K: 0 S: 5	H: 0 LOB: 0 BB: 0 P: 7	R: 0 E: 0 K: 1 S: 6		H: 0 LOB: 0 BB: 0 P: 9	1B: 2 2B: 0 3B: 0 HR: 1	SF: 0 SAC: 0 DP: 0 HBP: 0	WP: 0 PB: 0 SB: 1 CS: 0	PA: 32		
PITCHER	IP WLS BF H R ER SO BB IBB HBP BLK WP HR S P ERA WHIP	IP WLS BF H R ER SO BB IBB HBP BLK WP HR S P ERA WHIP	IP WLS BF H R ER SO BB IBB HBP BLK WP HR S P ERA WHIP	IP WLS BF H R ER SO BB IBB HBP BLK WP HR S P ERA WHIP	IP WLS BF H R ER SO BB IBB HBP BLK WP HR S P ERA WHIP	IP WLS BF H R ER SO BB IBB HBP BLK WP HR S P ERA WHIP	IP WLS BF H R ER SO BB IBB HBP BLK WP HR S P ERA WHIP	IP WLS BF H R ER SO BB IBB HBP BLK WP HR S P ERA WHIP	IP WLS BF H R ER SO BB IBB HBP BLK WP HR S P ERA WHIP	IP WLS BF H R ER SO BB IBB HBP BLK WP HR S P ERA WHIP	IP WLS BF H R ER SO BB IBB HBP BLK WP HR S P ERA WHIP	IP WLS BF H R ER SO BB IBB HBP BLK WP HR S P ERA WHIP	IP WLS BF H R ER SO BB IBB HBP BLK WP HR S P ERA WHIP	IP WLS BF H R ER SO BB IBB HBP BLK WP HR S P ERA WHIP	IP WLS BF H R ER SO BB IBB HBP BLK WP HR S P ERA WHIP	IP WLS BF H R ER SO BB IBB HBP BLK WP HR S P ERA WHIP	IP WLS BF H R ER SO BB IBB HBP BLK WP HR S P ERA WHIP		IP WLS BF H R ER SO BB IBB HBP BLK WP HR S P ERA WHIP	IP WLS BF H R ER SO BB IBB HBP BLK WP HR S P ERA WHIP	IP WLS BF H R ER SO BB IBB HBP BLK WP HR S P ERA WHIP	IP WLS BF H R ER SO BB IBB HBP BLK WP HR S P ERA WHIP	IP WLS BF H R ER SO BB IBB HBP BLK WP HR S P ERA WHIP	IP WLS BF H R ER SO BB IBB HBP BLK WP HR S P ERA WHIP	IP WLS BF H R ER SO BB IBB HBP BLK WP HR S P ERA WHIP
35 Cole Hamels, L ERA: 3.5	8.0	W	29	3	1	1	1	2	0	0	0	0	0	0	0	0									
39 Brett Myers, R ERA: 5.21	1.0	S	3	0	0	0	0	1	0	0	0	0	0	0	0	0									



Batter	1	2	3	4	5	6	7	8	9	AB	R	H	RBI	BB	SO	LOB	TOP			
19 Greg Dobbs, L OBP: 0.329, SLG: 0.481										5	1	1	0	0	0	3				
Tadahito Iguchi, R OBP: 0.352, SLG: 0.400										3	0	2	0	2	1	0				
11 Jimmy Rollins, S OBP: 0.341, SLG: 0.538										5	0	1	1	0	1	3				
6 Ryan Howard, L OBP: 0.399, SLG: 0.597										4	0	1	0	1	2	4				
Aaron Rowand, R OBP: 0.389, SLG: 0.523										5	0	0	0	0	1	6				
Pat Burrell, R OBP: 0.418, SLG: 0.466										4	2	2	1	0	1	0				
27 Chris Coste, R OBP: 0.367, SLG: 0.489										4	0	1	0	0	1	0				
29 Chris Roberson, S OBP: 1.000, SLG: 1.000										4	0	4	1	0	0	0				
23 Adam Eaton, R OBP: 0.245, SLG: 0.250										3	0	0	0	0	2	4				
56 Geoff Geary, R OBP: 0.307, SLG: 0.301										0	0	0	0	0	0	0				
Abraham Nunez, S OBP: 0.307, SLG: 0.301										1	0	0	0	0	1	1				
Jose Mesa, R OBP: 0.307, SLG: 0.301										0	0	0	0	0	0	0				
Inning Stats	R: 0 E: 0 K: 1 S: 13	H: 0 LOB: 1 BB: 1 P: 23	R: 1 E: 0 K: 1 S: 16	H: 3 LOB: 2 BB: 0 P: 21	R: 0 E: 0 K: 1 S: 11	H: 0 LOB: 1 BB: 1 P: 19	R: 0 E: 0 K: 0 S: 8	H: 1 LOB: 1 BB: 0 P: 11	R: 1 E: 0 K: 0 S: 8	H: 2 LOB: 1 BB: 1 P: 14	R: 1 E: 0 K: 1 S: 11	H: 2 LOB: 1 BB: 0 P: 17	R: 0 E: 0 K: 1 S: 15	H: 1 LOB: 1 BB: 0 P: 21	R: 0 E: 0 K: 2 S: 12	H: 2 LOB: 2 BB: 0 P: 16	1B: 9 2B: 2 3B: 0 HR: 1	SF: 0 SAC: 0 DP: 1 HBP: 0	WP: 0 PA: 41 PB: 0 SB: 2 CS: 0	
PITCHER	IP	WLS	BF	H	R	ER	SO	BB	IBB	HBP	BLK	WP	HR	S	P	ERA	WHIP			
Jason Marquis, R ERA: 4.22	6.0	W	28	8	3	3	4	2	1	0	0	0	1	67	105	4.50	1.667			
13 Will Ohman, L ERA: 3.82	0.2	H	3	1	0	0	1	0	0	0	0	0	0	9	13	0.00	1.500			
49 Carlos Marmol, R ERA: 1.63	1.1	H	5	1	0	0	3	0	0	0	0	0	0	17	23	0.00	0.750			
Bob Howry, R ERA: 4.18	1.0		5	2	0	0	2	0	0	0	0	0	0	12	16	0.00	2.000			

Philadelphia Phillies @ Chicago Cubs
Wrigley Field, Chicago, IL
Tue Jul 31 2007, 7:05 PM CDT
Att. 40,495 - Clear - 79 F

AB	38
R	3
H	12
RBI	3
BB	3
SO	10
LOB	21



Batter	1	2	3	4	5	6	7	8	9	AB	R	H	RBI	BB	SO	LOB	BOTTOM			
12 Alfonso Soriano, R OBP: 0.336, SLG: 0.518										5	1	2	0	0	2	1				
2 Ryan Theriot, R OBP: 0.351, SLG: 0.370										3	1	1	0	1	0	1				
25 Derrek Lee, R OBP: 0.412, SLG: 0.501										4	1	0	1	1	0	5				
16 Aramis Ramirez, R OBP: 0.359, SLG: 0.548										4	0	1	1	0	0	4				
15 Cliff Floyd, L OBP: 0.359, SLG: 0.396										3	1	1	0	1	0	1				
29 Angel Pagán, S OBP: 0.322, SLG: 0.460										0	1	0	0	0	0	0				
Mark DeRosa, R OBP: 0.388, SLG: 0.432										2	1	1	0	2	0	0				
Jacque Jones, L OBP: 0.307, SLG: 0.336										4	1	1	1	0	1	5				
Jason Kendall, R OBP: 0.267, SLG: 0.279										3	0	1	2	0	1	0				
Jason Marquis, L OBP: 0.184, SLG: 0.271										2	0	1	0	0	0	0				
17 Mike Fontenot, L OBP: 0.350, SLG: 0.464										1	0	1	1	0	0	0				
13 Will Ohman, L OBP: 0.307, SLG: 0.301										0	0	0	0	0	0	0				
49 Carlos Marmol, R OBP: 0.307, SLG: 0.301										1	0	0	0	0	1	2				
Bob Howry, L OBP: 0.307, SLG: 0.301										0	0	0	0	0	0	0				
Inning Stats	R: 2 E: 1 K: 0 S: 12	H: 2 LOB: 2 BB: 1 P: 23	R: 0 E: 0 K: 2 S: 9	H: 0 LOB: 0 BB: 0 P: 14	R: 0 E: 0 K: 0 S: 6	H: 0 LOB: 0 BB: 0 P: 11	R: 0 E: 0 K: 0 S: 7	H: 0 LOB: 0 BB: 0 P: 11	R: 0 E: 0 K: 0 S: 9	H: 2 LOB: 3 BB: 1 P: 14	R: 3 E: 1 K: 1 S: 13	H: 4 LOB: 1 BB: 0 P: 21	R: 2 E: 0 K: 2 S: 14	H: 1 LOB: 2 BB: 3 P: 27	R: 0 E: 1 K: 0 S: 7	H: 1 LOB: 0 BB: 0 P: 10	1B: 8 2B: 3 3B: 0 HR: 0	SF: 0 SAC: 2 DP: 1 HBP: 0	WP: 0 PA: 39 PB: 0 SB: 0 CS: 0	
PITCHER	IP	WLS	BF	H	R	ER	SO	BB	IBB	HBP	BLK	WP	HR	S	P	ERA	WHIP			
23 Adam Eaton, R ERA: 5.87	1.2	L	27	8	5	4	2	2	1	0	0	0	0	18	34	10.80	1.800			
56 Geoff Geary, R ERA: 5.53	1.0		3	1	0	0	0	0	0	0	0	0	0	7	10	0.00	1.000			
Jose Mesa, R ERA: 6.15	1.0		3	1	0	0	0	0	0	0	0	0	0	7	10	0.00	1.000			

Philadelphia Phillies @ Chicago Cubs
Wrigley Field, Chicago, IL
Tue Jul 31 2007, 7:05 PM CDT
Att. 40,495 - Clear - 79 F

AB	32
R	7
H	10
RBI	6
BB	5
SO	5
LOB	19



Batter	1	2	3	4	5	6	7	8	9	AB	R	H	RBI	BB	SO	LOB	TOP					
7 José Reyes, S OBP: 0.376, SLG: 0.455	L9		G4-3		G3-1		F8			5	0	1	1	1	0	0						
17 David Newhan, L OBP: 0.297, SLG: 0.262	G4-3		K		21 BB 5 1B		23 1B		F8	4	1	0	0	2	2	4						
5 David Wright, R OBP: 0.397, SLG: 0.512			G6-3				K			3	1	1	0	2	1	1						
21 Carlos Delgado, L OBP: 0.330, SLG: 0.437					11 G6-3 23 G2-3		23 1B			1	1	1	1	4	0	0						
23 Marlon Anderson, L OBP: 0.302, SLG: 0.316			K		G2-3					5	0	1	1	0	2	7						
11 Ramon Castro, R OBP: 0.344, SLG: 0.575					G6-3					5	1	1	1	0	2	4						
Shawn Green, L OBP: 0.319, SLG: 0.418			K				G4-3			4	1	1	1	1	1	0						
Ruben Gotay, S OBP: 0.387, SLG: 0.508										4	1	2	1	1	2	2						
1 Luis Castillo, S OBP: 0.347, SLG: 0.342										0	0	0	0	0	0	0						
26 Orlando Hernandez, R OBP: 0.154, SLG: 0.251										3	0	0	0	0	0	1						
25 Pedro Feliciano, L OBP: 0.345, SLG: 0.454										0	0	0	0	0	0	1						
3 Damion Easley, R OBP: 0.329, SLG: 0.454										1	0	0	0	0	0	0						
59 Guillermo Mota, R OBP: 0.329, SLG: 0.454										0	0	0	0	0	0	0						
18 Moises Alou, R OBP: 0.329, SLG: 0.454										1	0	1	0	0	0	0						
13 Billy Wagner, L OBP: 0.329, SLG: 0.454										0	0	0	0	0	0	0						
Inning Stats	R: 0 E: 0 K: 1 S: 9	H: 0 LOB: 2 BB: 2 P: 21	R: 0 E: 0 K: 1 S: 10	H: 0 LOB: 1 BB: 1 P: 17	R: 0 E: 0 K: 1 S: 9	H: 0 LOB: 0 BB: 0 P: 13	R: 0 E: 0 K: 1 S: 7	H: 0 LOB: 2 BB: 2 P: 17	R: 0 E: 0 K: 1 S: 11	H: 1 LOB: 3 BB: 2 P: 20	R: 1 E: 0 K: 2 S: 11	H: 1 LOB: 0 BB: 0 P: 15	R: 1 E: 0 K: 2 S: 12	H: 1 LOB: 2 BB: 2 P: 25	R: 0 E: 0 K: 1 S: 21	H: 1 LOB: 2 BB: 1 P: 30	R: 4 E: 0 K: 1 S: 17	H: 5 LOB: 2 BB: 1 P: 26	1B: 5 2B: 3 HR: 1	SF: 0 SAC: 0 DP: 0 HBP: 0	WP: 0 PB: 0 SB: 2 CS: 0	PA: 47
PITCHER	IP WLS BF H R ER SO BB IBB HBP BLK WP HR S P ERA WHIP	5.0 24 2 1 1 5 7 0 0 0 0 1 48 91 1.80 1.800	2.0 9 1 1 1 4 1 1 0 0 0 0 21 37 4.50 1.000	1.0 5 1 0 0 1 0 1 0 0 0 0 21 30 0.00 1.000	1.0 L 9 5 4 4 1 1 0 0 0 0 0 17 26 36.00 6.000																	

New York Mets @ Chicago Cubs
Wrigley Field, Chicago, IL
Fri Aug 03 2007, 1:20 PM CDT
Att: 41,512 - Sunny - 77 F

AB 36
R 6
H 9
RBI 6
BB 11
SO 11
LOB 20



Batter	1	2	3	4	5	6	7	8	9	AB	R	H	RBI	BB	SO	LOB	BOTTOM					
12 Alfonso Soriano, R OBP: 0.338, SLG: 0.516	P6		F9							4	0	0	0	0	1	1						
2 Ryan Theriot, R OBP: 0.350, SLG: 0.366	F9				P6		G3			4	0	0	0	0	0	0						
25 Derrek Lee, R OBP: 0.417, SLG: 0.520			K		G3-1					4	1	2	1	0	1	0						
16 Aramis Ramirez, R OBP: 0.360, SLG: 0.547							HR			4	0	1	0	0	1	1						
15 Cliff Floyd, L OBP: 0.360, SLG: 0.392										4	0	1	0	0	2	1						
Mark DeRosa, R OBP: 0.369, SLG: 0.432										4	1	2	0	0	1	0						
Jacque Jones, L OBP: 0.309, SLG: 0.342										4	0	1	0	0	1	3						
Jason Kendall, R OBP: 0.271, SLG: 0.285										3	0	1	1	1	1	2						
38 Carlos Zambrano, S OBP: 0.281, SLG: 0.492										2	0	0	0	0	1	2						
49 Carlos Marmol, R ERA: 3.0										0	0	0	0	0	0	0						
17 Mike Fontenot, L OBP: 0.366, SLG: 0.454										1	0	0	0	0	1	1						
19 Matt Murton, R OBP: 0.329, SLG: 0.454										0	0	0	0	0	0	0						
Bob Howry, L ERA: 4.94										0	0	0	0	0	0	0						
46 Ryan Dempster, R ERA: 3.76										0	0	0	0	0	0	0						
Inning Stats	R: 0 E: 0 K: 1 S: 8	H: 0 LOB: 0 BB: 0 P: 13	R: 0 E: 0 K: 0 S: 5	H: 0 LOB: 0 BB: 0 P: 9	R: 0 E: 0 K: 2 S: 13	H: 1 LOB: 1 BB: 0 P: 20	R: 0 E: 0 K: 1 S: 12	H: 1 LOB: 0 BB: 0 P: 18	R: 0 E: 0 K: 1 S: 5	H: 0 LOB: 1 BB: 1 P: 10	R: 1 E: 0 K: 2 S: 10	H: 1 LOB: 0 BB: 0 P: 15	R: 1 E: 0 K: 3 S: 17	H: 2 LOB: 1 BB: 0 P: 29	R: 0 E: 0 K: 0 S: 9	H: 1 LOB: 1 BB: 0 P: 16	R: 0 E: 0 K: 0 S: 9	H: 2 LOB: 1 BB: 0 P: 14	1B: 4 2B: 3 HR: 1	SF: 0 SAC: 0 DP: 1 HBP: 0	WP: 0 PB: 0 SB: 1 CS: 0	PA: 35
PITCHER	IP WLS BF H R ER SO BB IBB HBP BLK WP HR S P ERA WHIP	6.2 26 5 2 2 9 1 0 0 0 0 0 67 109 2.70 0.900	0.1 1 0 0 0 1 0 0 0 0 0 0 3 5 0.00 0.000	1.0 W 4 1 0 0 0 0 0 0 0 0 0 9 16 0.00 1.000	1.0 4 2 0 0 0 0 0 0 0 0 0 9 14 0.00 2.000																	

New York Mets @ Chicago Cubs
Wrigley Field, Chicago, IL
Fri Aug 03 2007, 1:20 PM CDT
Att: 41,512 - Sunny - 77 F

AB 34
R 2
H 8
RBI 2
BB 1
SO 10
LOB 11



Batter	1	2	3	4	5	6	7	8	9	AB	R	H	RBI	BB	SO	LOB	TOP					
7 José Reyes, S OBP: 0.374, SLG: 0.451	F9		F9		P4		P3			4	0	0	0	0	0	1						
1 Luis Castillo, S OBP: 0.348, SLG: 0.347	G6-3							F7		4	0	2	0	0	0	0						
5 David Wright, R OBP: 0.392, SLG: 0.511				P4				18 BB		3	0	1	0	1	0	3						
21 Carlos Delgado, L OBP: 0.329, SLG: 0.436						F9		L6		4	0	1	0	0	1	1						
18 Moises Alou, R OBP: 0.383, SLG: 0.481				HR						3	2	2	2	1	1	2						
3 Damon Easley, R OBP: 0.337, SLG: 0.445		G1-3		F8		G6-3				4	0	0	0	0	1	2						
11 Ramon Castro, R OBP: 0.333, SLG: 0.556										4	0	0	0	0	1	0						
Lastings Milledge, R OBP: 0.321, SLG: 0.462										4	0	1	0	0	3	0						
33 John Maine, R Aaron Soto, R Ruben Gotay, S Jorge Sosa, R Scott Schoeneweis, L 23 Marlon Anderson, L										1	0	0	0	0	1	0						
Inning Stats	R: 0 E: 0 K: 1 S: 13	H: 2 LOB: 2 BB: 0 P: 18	R: 0 E: 0 K: 1 S: 6	H: 0 LOB: 0 BB: 0 P: 9	R: 0 E: 0 K: 1 S: 9	H: 1 LOB: 1 BB: 0 P: 15	R: 1 E: 0 K: 2 S: 11	H: 1 LOB: 0 BB: 0 P: 16	R: 0 E: 0 K: 1 S: 12	H: 2 LOB: 2 BB: 0 P: 15	R: 1 E: 0 K: 0 S: 7	H: 1 LOB: 0 BB: 0 P: 12	R: 0 E: 0 K: 2 S: 12	H: 0 LOB: 0 BB: 0 P: 15	R: 0 E: 0 K: 1 S: 10	H: 0 LOB: 2 BB: 2 P: 21	R: 0 E: 0 K: 1 S: 7	H: 0 LOB: 0 BB: 0 P: 10	1B: 4 2B: 1 3B: 0 HR: 2	SF: 0 SAC: 0 DP: 0 HBP: 0	WP: 0 PB: 0 SB: 2 CS: 0	PA: 36
PITCHER	IP WLS BF H R ER SO BB IBB HBP BLK WP HR S P ERA WHIP																					
30 Ted Lilly, L ERA: 3.53	7.2 W 31 7 2 2 8 1 0 0 0 0 2 76 113 2.35 1.043																					
49 Carlos Marmol, R ERA: 1.71	0.1 2 0 0 0 1 1 0 0 0 0 0 4 8 0.00 3.000																					
Bob Howry, R ERA: 3.95	1.0 3 0 0 0 1 0 0 0 0 0 0 7 10 0.00 0.000																					

New York Mets @ Chicago Cubs
Wrigley Field, Chicago, IL
Sat Aug 04 2007, 2:55 PM CDT
Att: 41,412 - Cloudy - 74 F

AB 34
R 2
H 7
RBI 2
BB 2
SO 10
LOB 10



Batter	1	2	3	4	5	6	7	8	9	AB	R	H	RBI	BB	SO	LOB	BOTTOM			
12 Alfonso Soriano, R OBP: 0.335, SLG: 0.511	G1-3		G1-3	G5-3		G5-3				4	0	0	0	0	0	3				
2 Ryan Theriot, R OBP: 0.349, SLG: 0.364	G1-3				G6-3		G6-3			4	1	1	1	0	0	0				
25 Derrek Lee, R OBP: 0.415, SLG: 0.516	G6-3									3	1	0	0	1	0	0				
16 Aramis Ramirez, R OBP: 0.361, SLG: 0.548										3	1	1	1	1	1	1				
15 Cliff Floyd, L OBP: 0.356, SLG: 0.386										3	1	0	1	0	2	2				
29 Ángel Pagán, S OBP: 0.318, SLG: 0.453										0	0	0	0	0	0	0				
Mark DeRosa, R OBP: 0.368, SLG: 0.430										4	0	1	2	0	2	1				
Jacque Jones, L OBP: 0.315, SLG: 0.351										4	0	3	1	0	0	0				
Jason Kendall, R OBP: 0.274, SLG: 0.285										3	1	1	0	1	0	2				
30 Ted Lilly, L OBP: 0.154, SLG: 0.154										3	1	0	0	0	1	4				
49 Carlos Marmol, R Bob Howry, L										0	0	0	0	0	0	0				
Inning Stats	R: 0 E: 0 K: 0 S: 4	H: 0 LOB: 0 BB: 0 P: 6	R: 0 E: 0 K: 1 S: 7	H: 0 LOB: 0 BB: 0 P: 11	R: 6 E: 0 K: 0 S: 23	H: 4 LOB: 2 BB: 3 P: 48	R: 0 E: 0 K: 1 S: 6	H: 0 LOB: 0 BB: 0 P: 8	R: 0 E: 0 K: 2 S: 14	H: 1 LOB: 1 BB: 0 P: 20	R: 0 E: 0 K: 0 S: 5	H: 2 LOB: 1 BB: 0 P: 10	R: 0 E: 1 K: 2 S: 12	H: 0 LOB: 1 BB: 0 P: 21	R: 0 E: 0 K: 0 S: 7	H: 0 LOB: 0 BB: 0 P: 8	1B: 5 2B: 2 3B: 0 HR: 0	SF: 0 SAC: 0 DP: 1 HBP: 1	WP: 0 PB: 0 SB: 0 CS: 0	PA: 35
PITCHER	IP WLS BF H R ER SO BB IBB HBP BLK WP HR S P ERA WHIP																			
33 John Maine, R ERA: 3.27	2.2 L 16 4 6 6 1 3 0 0 0 0 0 0 32 61 20.25 2.625																			
Aaron Soto, R ERA: 4.07	3.1 12 3 0 0 3 0 0 0 0 0 0 27 42 0.00 0.900																			
Jorge Sosa, R ERA: 4.31	1.0 4 0 0 0 2 0 0 0 0 0 0 12 21 0.00 0.000																			
Scott Schoeneweis, L ERA: 5.36	1.0 3 0 0 0 0 0 0 0 0 0 0 7 8 0.00 0.000																			

New York Mets @ Chicago Cubs
Wrigley Field, Chicago, IL
Sat Aug 04 2007, 2:55 PM CDT
Att: 41,412 - Cloudy - 74 F

AB 31
R 6
H 7
RBI 6
BB 3
SO 6
LOB 13



Batter	1	2	3	4	5	6	7	8	9	AB	R	H	RBI	BB	SO	LOB	TOP								
7 José Reyes, S OBP: 0.375, SLG: 0.456	F8			G4-3			K			6	2	3	1	0	1	3									
1 Luis Castillo, S OBP: 0.354, SLG: 0.356 Ruben Gotay, S OBP: 0.381, SLG: 0.500	F9	G6-3							G1-3	5	2	4	0	0	0	2									
5 David Wright, R OBP: 0.393, SLG: 0.508	F9			F9						4	1	1	0	2	0	2									
21 Carlos Delgado, L OBP: 0.331, SLG: 0.441			G4-3							4	1	2	4	1	0	2									
18 Moises Alou, R OBP: 0.381, SLG: 0.468	K			F8						4	0	0	0	2	2	4									
Shawn Green, L OBP: 0.317, SLG: 0.418		G3-1		G3-1						5	0	1	1	0	1	6									
16 Paul Lo Duca, R OBP: 0.311, SLG: 0.360		G4-3		G6-3		G6-3				5	0	1	1	0	0	1									
Lastings Milledge, R OBP: 0.348, SLG: 0.488										4	2	3	0	1	0	3									
Tom Glavine, L OBP: 0.326, SLG: 0.299 59 Guillermo Mota, R OBP: 0.292, SLG: 0.395 25 Pedro Feliciano, L ERA: 2.88 Aaron Heilman, R ERA: 3.47 23 Marlon Anderson, L OBP: 0.292, SLG: 0.292 Jorge Sosa, R OBP: 0.336, SLG: 0.336 13 Billy Wagner, L ERA: 4.28										2	0	1	1	1	0	1									
Inning Stats	R: 0 E: 0 K: 1 S: 11	H: 1 LOB: 2 BB: 1 P: 19	R: 1 E: 0 K: 0 S: 13	H: 2 LOB: 2 BB: 1 P: 22	R: 0 E: 0 K: 0 S: 5	H: 0 LOB: 0 BB: 0 P: 8	R: 0 E: 0 K: 0 S: 14	H: 1 LOB: 2 BB: 1 P: 24	R: 2 E: 0 K: 0 S: 13	H: 3 LOB: 1 BB: 0 P: 20	R: 2 E: 0 K: 0 S: 12	H: 3 LOB: 3 BB: 2 P: 26	R: 0 E: 0 K: 1 S: 8	H: 1 LOB: 0 BB: 0 P: 14	R: 2 E: 0 K: 1 S: 15	H: 4 LOB: 3 BB: 1 P: 26	R: 1 E: 0 K: 1 S: 8	H: 1 LOB: 1 BB: 1 P: 14	1B: 10 2B: 5 3B: 1 HR: 0	SF: 1 SAC: 1 DP: 0 HBP: 0	WP: 1 PB: 0 SB: 4 CS: 0	PA: 50			
PITCHER	IP	WLS	BF	H	R	ER	SO	BB	IBB	HBP	BLK	WP	HR	S	P	ERA	WHIP								
Jason Marquis, R ERA: 4.39	5.1	L	28	9	5	5	1	3	0	0	0	1	0	61	98	8.44	2.250								
47 Scott Eyre, L ERA: 5.45	0.2		5	1	0	0	0	0	2	0	0	0	0	7	21	0.00	1.500								
34 Kerry Wood, R ERA: 5.06	1.0		4	1	0	0	1	0	0	0	0	0	0	8	14	0.00	1.000								
13 Will Ohman, L ERA: 5.06	0.1		5	3	2	2	1	0	1	0	0	0	0	11	20	54.00	9.000								
43 Michael Wuerzt, R ERA: 3.33	0.2		3	1	0	0	0	0	0	0	0	0	0	4	6	0.00	1.500								
46 Ryan Dempster, R ERA: 3.89	1.0		5	1	1	1	1	1	0	0	0	0	0	8	14	9.00	2.000								
Batter	1	2	3	4	5	6	7	8	9	AB	R	H	RBI	BB	SO	LOB	BOTTOM								
12 Alfonso Soriano, R OBP: 0.336, SLG: 0.511 17 Mike Fontenot, L OBP: 0.360, SLG: 0.465	F8					L3			G4-3	2	0	1	0	0	0	0									
2 Ryan Theriot, R OBP: 0.348, SLG: 0.363	F8					G6-3			F8	4	0	1	0	0	0	1									
25 Derrek Lee, R OBP: 0.414, SLG: 0.516	F7									4	1	1	0	0	0	0									
16 Aramis Ramirez, R OBP: 0.360, SLG: 0.548		P4								4	0	1	1	0	0	0									
15 Cliff Floyd, L OBP: 0.365, SLG: 0.388										2	0	1	0	2	1	1									
Mark DeRosa, R OBP: 0.384, SLG: 0.425										4	0	0	0	0	0	3									
46 Ryan Dempster, R ERA: 3.89										0	0	0	0	0	0	0									
29 Ángel Pagán, S OBP: 0.316, SLG: 0.455			G4-3							4	1	1	0	0	0	1									
Jason Kendall, R OBP: 0.276, SLG: 0.291				G5-3						4	1	2	0	0	0	0									
Jason Marquis, L ERA: 4.31 47 Scott Eyre, L ERA: 5.09 25 Pedro Feliciano, L ERA: 2.88 Aaron Heilman, R ERA: 3.47 Jorge Sosa, R ERA: 4.28										2	0	0	0	0	0	0									
Inning Stats	R: 0 E: 0 K: 0 S: 8	H: 0 LOB: 0 BB: 0 P: 14	R: 0 E: 0 K: 0 S: 10	H: 0 LOB: 1 BB: 1 P: 22	R: 0 E: 0 K: 0 S: 13	H: 2 LOB: 1 BB: 0 P: 20	R: 0 E: 0 K: 0 S: 6	H: 1 LOB: 1 BB: 0 P: 7	R: 0 E: 0 K: 0 S: 6	H: 0 LOB: 0 BB: 0 P: 12	R: 1 E: 0 K: 1 S: 13	H: 2 LOB: 1 BB: 0 P: 23	R: 2 E: 0 K: 0 S: 11	H: 3 LOB: 1 BB: 0 P: 17	R: 0 E: 0 K: 0 S: 6	H: 0 LOB: 1 BB: 1 P: 13	R: 0 E: 0 K: 1 S: 13	H: 1 LOB: 1 BB: 0 P: 17	1B: 4 2B: 5 3B: 0 HR: 0	SF: 0 SAC: 0 DP: 0 HBP: 0	WP: 0 PB: 0 SB: 0 CS: 0	PA: 37			
PITCHER	IP	WLS	BF	H	R	ER	SO	BB	IBB	HBP	BLK	WP	HR	S	P	ERA	WHIP								
Tom Glavine, L ERA: 4.31	6.1	W	25	6	2	2	2	1	0	0	0	0	0	58	102	2.84	1.105								
59 Guillermo Mota, R ERA: 5.09	0.0		1	1	0	0	0	0	0	0	0	0	0	2	3	∞	∞								
25 Pedro Feliciano, L ERA: 2.88	0.1	H	2	1	1	1	0	0	0	0	0	0	0	4	7	27.00	3.000								
Aaron Heilman, R ERA: 3.47	0.1	H	1	0	0	0	0	0	0	0	0	0	0	3	3	0.00	0.000								
Jorge Sosa, R ERA: 4.28	1.0		4	0	0	0	0	1	0	0	0	0	0	6	13	0.00	1.000								
13 Billy Wagner, L ERA: 1.3	1.0		4	1	0	0	1	0	0	0	0	0	0	8	17	0.00	1.000								

New York Mets @ Chicago Cubs
Wrigley Field, Chicago, IL
Sun Aug 05 2007, 7:05 PM CDT
Att.: 41,599 - Clear - 83 F

AB 41
R 8
H 16
RBI 8
BB 7
SO 4
LOB 28



New York Mets @ Chicago Cubs
Wrigley Field, Chicago, IL
Sun Aug 05 2007, 7:05 PM CDT
Att.: 41,599 - Clear - 83 F

AB 35
R 3
H 9
RBI 3
BB 2
SO 2
LOB 9



Batter	1	2	3	4	5	6	7	8	9	10	AB	R	H	RBI	BB	SO	LOB	TOP					
2 Ryan Theriot, R OBP: 0.348, SLG: 0.369	F9		G5-3		G5-3		G1-3			F8	5	1	2	0	0	0	1						
5 Ronny Cedeno, R OBP: 0.163, SLG: 0.283	E4		K		G5-3			K		K	4	0	0	0	0	2	2						
15 Cliff Floyd, L OBP: 0.363, SLG: 0.386											1	0	0	0	0	1	1						
25 Derrek Lee, R OBP: 0.412, SLG: 0.513			F8		G4-3			K			4	0	1	1	0	1	1						
16 Aramis Ramirez, R OBP: 0.356, SLG: 0.541	K				G5-3		G4-3			K	4	0	0	0	0	2	2						
19 Matt Murton, R OBP: 0.336, SLG: 0.338	K						G4-3				3	0	1	0	0	1	2						
17 Mike Fontenot, L OBP: 0.358, SLG: 0.463											1	0	0	0	0	1	0						
Bob Howry, L											0	0	0	0	0	0	0						
43 Michael Wuerzt, R											0	0	0	0	0	0	0						
Mark DeRosa, R OBP: 0.363, SLG: 0.421		G4-3									3	0	0	0	1	2	0						
29 Angel Pagan, S OBP: 0.308, SLG: 0.442		G1-3									4	0	0	0	0	1	2						
Jason Kendall, R OBP: 0.279, SLG: 0.291		P2									3	0	1	0	1	0	0						
53 Rich Hill, L OBP: 0.140, SLG: 0.167											3	0	0	0	0	2	3						
49 Carlos Marmol, R											0	0	0	0	0	0	0						
3 Eric Patterson, L											0	0	0	0	0	0	0						
Inning Stats	R: 0 E: 1 K: 2 S: 13	H: 1 LOB: 2 BB: 0 P: 18	R: 0 E: 0 K: 0 S: 11	H: 0 LOB: 0 BB: 0 P: 17	R: 0 E: 0 K: 2 S: 8	H: 1 LOB: 1 BB: 0 P: 14	R: 0 E: 0 K: 1 S: 12	H: 1 LOB: 3 BB: 2 P: 22	R: 0 E: 0 K: 0 S: 7	H: 0 LOB: 0 BB: 0 P: 11	R: 0 E: 0 K: 1 S: 7	H: 0 LOB: 0 BB: 0 P: 10	R: 0 E: 0 K: 0 S: 8	H: 0 LOB: 0 BB: 0 P: 12	R: 0 E: 0 K: 3 S: 10	H: 0 LOB: 0 BB: 0 P: 11	R: 0 E: 0 K: 1 S: 8	H: 1 LOB: 1 BB: 0 P: 13	1B: 3 2B: 2 3B: 0 HR: 0	SF: 0 SAC: 1 DP: 0 HBP: 0	WP: 0 PB: 0 SB: 1 CS: 0	PA: 38	
PITCHER	IP WLS BF H R ER SO BB IBB HBP BLK WP HR S P ERA WHIP	51 Wandy Rodriguez, L (1.1) ERA: 4.5	8.0 3 31 4 1 1 9 2 0 0 0 0 0 10 121 1.12 0.750	Chad Qualls, R (9.1) ERA: 3.3	1.0 3 0 0 0 3 0 0 0 0 0 0 0 10 11 0.00 0.000	Brad Lidge, R (10.1) ERA: 2.72	1.0 W 4 1 0 0 1 0 0 0 0 0 0 8 13 0.00 1.000																

Chicago Cubs @ Houston Astros
Minute Maid Park, Houston, TX
Mon Aug 06 2007, 7:05 PM CDT
Att. 36,459 - Roof Closed - 73 F

AB 35
R 1
H 5
RBI 1
BB 2
SO 13
LOB 14



Batter	1	2	3	4	5	6	7	8	9	10	AB	R	H	RBI	BB	SO	LOB	BOTTOM						
Craig Biggio, R OBP: 0.284, SLG: 0.383	G6-4-3		K					F8			3	0	0	0	1	1	0							
Chad Qualls, R											0	0	0	0	0	0	0							
Brad Lidge, R											0	0	0	0	0	0	0							
Mark Loretta, R OBP: 0.357, SLG: 0.366	G6-4-3									P2	4	0	0	0	0	1	1							
17 Lance Berkman, S OBP: 0.369, SLG: 0.446										K	4	0	0	0	0	2	0							
45 Carlos Lee, R OBP: 0.355, SLG: 0.539										F9	3	1	2	1	1	0	0							
21 Ty Wigginton, R OBP: 0.336, SLG: 0.454											3	1	0	0	1	2	2							
16 Jason Lane, R OBP: 0.220, SLG: 0.339											3	0	0	0	0	0	2							
Eric Bruntlett, R OBP: 0.365, SLG: 0.292											4	0	0	0	0	0	3							
Brad Ausmus, R OBP: 0.313, SLG: 0.306											2	0	1	0	0	0	0							
Orlando Palmeiro, L OBP: 0.333, SLG: 0.280											1	0	0	0	0	1	0							
Eric Munson, L OBP: 0.347, SLG: 0.456											1	0	1	1	0	0	0							
51 Wandy Rodriguez, S (1.1) ERA: 3.54											2	0	0	0	0	1	1							
Mike Lamb, L OBP: 0.378, SLG: 0.481											1	0	0	0	0	0	0							
Inning Stats	R: 0 E: 0 K: 1 S: 10	H: 0 LOB: 0 BB: 1 P: 18	R: 0 E: 0 K: 1 S: 12	H: 1 LOB: 1 BB: 0 P: 19	R: 0 E: 0 K: 1 S: 7	H: 0 LOB: 0 BB: 0 P: 9	R: 1 E: 0 K: 2 S: 11	H: 1 LOB: 0 BB: 0 P: 15	R: 0 E: 0 K: 1 S: 10	H: 0 LOB: 1 BB: 0 P: 14	R: 0 E: 0 K: 1 S: 11	H: 0 LOB: 0 BB: 0 P: 15	R: 0 E: 0 K: 1 S: 7	H: 0 LOB: 0 BB: 0 P: 12	R: 0 E: 0 K: 1 S: 10	H: 0 LOB: 1 BB: 1 P: 14	R: 0 E: 0 K: 1 S: 11	H: 0 LOB: 0 BB: 0 P: 15	R: 0 E: 0 K: 1 S: 9	H: 1 LOB: 1 BB: 1 P: 16	1B: 3 2B: 0 3B: 0 HR: 1	SF: 0 SAC: 1 DP: 1 HBP: 0	WP: 1 PB: 0 SB: 1 CS: 0	PA: 35
PITCHER	IP WLS BF H R ER SO BB IBB HBP BLK WP HR S P ERA WHIP	53 Rich Hill, L (1.1) ERA: 3.54	7.0 3 25 3 1 1 6 2 0 0 0 0 0 1 64 1.29 0.714	49 Carlos Marmol, R (8.1) ERA: 1.67	1.0 3 0 0 0 1 0 0 0 0 0 0 0 7 12 0.00 0.000	Bob Howry, R (9.1) ERA: 3.88	1.0 3 0 0 0 1 0 0 0 0 0 0 0 9 16 13.50 3.000																	

Chicago Cubs @ Houston Astros
Minute Maid Park, Houston, TX
Mon Aug 06 2007, 7:05 PM CDT
Att. 36,459 - Roof Closed - 73 F

AB 31
R 2
H 4
RBI 2
BB 3
SO 8
LOB 9



Batter	1	2	3	4	5	6	7	8	9	AB	R	H	RBI	BB	SO	LOB	TOP	
2 Ryan Theriot, R OBP: 0.352, SLG: 0.371										5	1	3	1	0	0	3		
Jacque Jones, L OBP: 0.315, SLG: 0.351										4	0	2	0	1	0	1		
25 Derrek Lee, R OBP: 0.411, SLG: 0.505										3	0	0	1	2	0	3		
15 Cliff Floyd, L OBP: 0.366, SLG: 0.382										4	0	1	0	1	1	4		
Mark DeRosa, R OBP: 0.362, SLG: 0.421										5	0	2	0	0	0	3		
17 Mike Fontenot, L OBP: 0.311, SLG: 0.450										5	0	1	0	0	0	3		
19 Matt Murton, R OBP: 0.342, SLG: 0.367										4	0	2	0	0	0	3		
Koyie Hill, S OBP: 0.232, SLG: 0.273										3	0	1	0	1	0	2		
38 Carlos Zambrano, S OBP: 0.267, SLG: 0.383										3	0	0	0	0	3	5		
47 Scott Eyre, L										0	0	0	0	0	0	0		
43 Michael Wurtz, R										0	0	0	0	0	0	0		
20 Felix Pie, L (8, PH)										1	1	0	0	0	0	1		
36 Sean Gallagher, R										0	0	0	0	0	0	0		
Inning Stats	R: 0 E: 0 K: 0 S: 8	H: 0 LOB: 1 BB: 2 P: 17	R: 0 E: 0 K: 0 S: 12	H: 1 LOB: 1 BB: 0 P: 19	R: 0 E: 0 K: 1 S: 11	H: 1 LOB: 2 BB: 1 P: 19	R: 0 E: 0 K: 1 S: 15	H: 2 LOB: 3 BB: 1 P: 21	R: 0 E: 0 K: 1 S: 13	H: 2 LOB: 0 BB: 0 P: 21	R: 1 E: 0 K: 0 S: 10	H: 3 LOB: 2 BB: 0 P: 19	R: 0 E: 0 K: 0 S: 7	H: 1 LOB: 0 BB: 0 P: 11	1B: 10 2B: 2 3B: 0 HR: 0	SF: 0 SAC: 0 DP: 2 HBP: 0	WP: 0 PB: 0 SB: 0 CS: 0	PA: 42
PITCHER	IP WLS BF H R ER SO BB IBB HBP BLK WP HR S P ERA WHIP																	
44 Roy Oswalt, R ERA: 3.42	6.0 W 27 6 0 0 4 4 0 0 0 0 0 0 0 68 108 0.00 1.667																	
Dave Borkowski, R ERA: 5.51	0.1 3 2 1 1 0 0 0 0 0 0 0 0 0 5 10 27.00 6.000																	
Trever Miller, L ERA: 4.64	0.2 3 0 0 0 0 1 0 0 0 0 0 0 0 5 13 0.00 1.500																	
Matt Albers, R ERA: 6.3	1.0 6 3 1 1 0 0 0 0 0 0 0 0 0 11 19 9.00 3.000																	
Brian Moehler, R ERA: 5.22	1.0 3 1 0 0 0 0 0 0 0 0 0 0 0 7 11 0.00 1.000																	

Chicago Cubs @ Houston Astros
Minute Maid Park, Houston, TX
Wed Aug 08 2007, 7:05 PM CDT
Att: 41,655 - Roof Closed - 73 F

AB 37
R 2
H 12
RBI 2
BB 5
SO 4
LOB 28



Batter	1	2	3	4	5	6	7	8	9	AB	R	H	RBI	BB	SO	LOB	BOTTOM			
Craig Biggio, R OBP: 0.283, SLG: 0.387										5	1	1	1	0	1	3				
Matt Albers, L OBP: 0.154, SLG: 0.154										0	0	0	0	0	0	0				
Brian Moehler, R OBP: 0.250, SLG: 0.250										0	0	0	0	0	0	0				
Mike Lamb, L OBP: 0.374, SLG: 0.477										5	1	1	2	0	0	2				
17 Lance Berkman, S OBP: 0.371, SLG: 0.451										3	2	1	1	2	1	0				
45 Carlos Lee, R OBP: 0.361, SLG: 0.546										4	1	3	0	0	0	0				
Dave Borkowski, R										0	0	0	0	0	0	0				
Trever Miller, R										0	0	0	0	0	0	0				
Chris Burke, R OBP: 0.315, SLG: 0.373										1	0	1	0	0	0	0				
Luke Scott, L OBP: 0.349, SLG: 0.500										3	0	1	3	2	2	1				
16 Jason Lane, R OBP: 0.213, SLG: 0.346										5	0	0	0	0	2	7				
Eric Bruntlett, R OBP: 0.369, SLG: 0.295										3	1	1	0	1	0	0				
Brad Ausmus, R OBP: 0.313, SLG: 0.321										3	1	1	1	0	1	2				
44 Roy Oswalt, R OBP: 0.160, SLG: 0.146										2	0	1	0	0	0	0				
Orlando Palmeiro, L OBP: 0.337, SLG: 0.277										1	1	0	0	1	0	0				
Inning Stats	R: 0 E: 0 K: 1 S: 6	H: 0 LOB: 0 BB: 0 P: 9	R: 0 E: 0 K: 3 S: 13	H: 2 LOB: 0 BB: 0 P: 22	R: 3 E: 0 K: 0 S: 21	H: 3 LOB: 1 BB: 1 P: 35	R: 0 E: 0 K: 0 S: 11	H: 1 LOB: 2 BB: 0 P: 15	R: 1 E: 0 K: 2 S: 8	H: 1 LOB: 0 BB: 0 P: 13	R: 3 E: 0 K: 0 S: 19	H: 2 LOB: 3 BB: 4 P: 35	R: 1 E: 0 K: 1 S: 14	H: 1 LOB: 0 BB: 0 P: 22	R: 0 E: 0 K: 0 S: 12	H: 1 LOB: 2 BB: 1 P: 23	1B: 4 2B: 3 3B: 1 HR: 3	SF: 0 SAC: 1 DP: 0 HBP: 0	WP: 0 PB: 0 SB: 0 CS: 0	PA: 42
PITCHER	IP WLS BF H R ER SO BB IBB HBP BLK WP HR S P ERA WHIP																			
38 Carlos Zambrano, R ERA: 3.69	5.2 L 29 8 7 7 6 3 0 0 0 0 0 0 0 70 113 11.12 1.941																			
47 Scott Eyre, L	0.0 3 1 0 0 0 2 0 0 0 0 0 0 0 7 15 ∞ ∞																			
43 Michael Wurtz, R ERA: 3.54	1.1 5 1 1 1 1 0 0 0 0 0 0 0 1 15 23 6.75 0.750																			
36 Sean Gallagher, R ERA: 5.25	1.0 5 1 0 0 0 1 0 0 0 0 0 0 0 12 23 0.00 2.000																			

Chicago Cubs @ Houston Astros
Minute Maid Park, Houston, TX
Wed Aug 08 2007, 7:05 PM CDT
Att: 41,655 - Roof Closed - 73 F

AB 35
R 8
H 11
RBI 8
BB 6
SO 7
LOB 15




Batter	1	2	3	4	5	6	7	8	9	AB	R	H	RBI	BB	SO	LOB	TOP			
2 Ryan Theriot, R OBP: 0.353, SLG: 0.373										4	2	2	1	0	0	2	Chicago Cubs @ Colorado Rockies Coors Field, Denver, CO Thu Aug 09 2007, 7:05 PM MDT Att: 40,738 - Partly Cloudy - 85 F			
Jacque Jones, L OBP: 0.322, SLG: 0.361										5	0	4	4	0	1	1				
25 Derrek Lee, R OBP: 0.406, SLG: 0.499										5	0	0	0	0	2	5				
19 Matt Murton, R OBP: 0.382, SLG: 0.382										5	1	1	1	0	0	2				
Mark DeRosa, R OBP: 0.365, SLG: 0.424										5	2	3	0	0	2	2				
17 Mike Fontenot, L OBP: 0.347, SLG: 0.454										5	1	1	1	0	0	2				
Jason Kendall, R OBP: 0.283, SLG: 0.299										5	2	3	2	0	0	0				
20 Felix Pie, L OBP: 0.274, SLG: 0.359										5	1	2	0	0	1	2				
30 Ted Lilly, L OBP: 0.184, SLG: 0.148										2	1	0	0	1	0	2				
38 Carlos Zambrano, 7, PH OBP: 0.262, SLG: 0.377										1	0	0	0	0	1	1				
34 Kerry Wood, R OBP: 0.130, SLG: 0.136										0	0	0	0	0	0	0				
49 Carlos Marmol, R OBP: 0.130, SLG: 0.136										0	0	0	0	0	0	0				
Bob Howry, L OBP: 0.130, SLG: 0.136										0	0	0	0	0	0	0				
Inning Stats	R: 1 E: 0 K: 1 S: 12	H: 2 LOB: 1 BB: 0 P: 19	R: 3 E: 1 K: 1 S: 18	H: 2 LOB: 1 BB: 1 P: 29	R: 5 E: 0 K: 0 S: 18	H: 6 LOB: 1 BB: 0 P: 23	R: 1 E: 0 K: 1 S: 13	H: 2 LOB: 1 BB: 0 P: 22	R: 0 E: 0 K: 0 S: 4	H: 1 LOB: 0 BB: 0 P: 5	R: 0 E: 0 K: 2 S: 16	H: 1 LOB: 1 BB: 0 P: 22	R: 0 E: 0 K: 2 S: 16	H: 1 LOB: 1 BB: 0 P: 22	R: 0 E: 0 K: 0 S: 7	H: 0 LOB: 0 BB: 0 P: 13	1B: 10 2B: 3 3B: 2 HR: 1	SF: 1 SAC: 0 DP: 1 HBP: 0	WP: 2 PB: 0 SB: 0 CS: 0	PA: 44
PITCHER	IP WLS BF H R ER SO BB IBB HBP BLK WP HR S P ERA WHIP																			
38 Ubaldo Jiménez, R ERA: 6.57	2.0 L 17 9 9 5 2 1 0 0 0 0 1 40 61 22.50 5.000																			
35 Taylor Buchholz, R ERA: 4.7	5.0 20 6 1 1 3 0 0 0 0 0 1 0 44 66 1.80 1.200																			
Jeremy Affeldt, L ERA: 2.56	1.0 4 1 0 0 2 0 0 0 0 0 1 0 16 22 0.00 1.000																			
LaTroy Hawkins, R ERA: 3.75	1.0 3 0 0 0 0 0 0 0 0 0 0 0 7 13 0.00 0.000																			

AB	42
R	10
H	16
RBI	9
BB	1
SO	7
LOB	19



Batter	1	2	3	4	5	6	7	8	9	AB	R	H	RBI	BB	SO	LOB	BOTTOM			
Jamey Carroll, R OBP: 0.320, SLG: 0.298										4	0	0	0	1	1	3	Chicago Cubs @ Colorado Rockies Coors Field, Denver, CO Thu Aug 09 2007, 7:05 PM MDT Att: 40,738 - Partly Cloudy - 85 F			
2 Troy Tulowitzki, R OBP: 0.357, SLG: 0.437										2	0	0	0	1	0	0				
21 Clint Barmes, R OBP: 0.130, SLG: 0.136										2	0	0	0	0	2	1				
5 Matt Holliday, R OBP: 0.400, SLG: 0.589										2	1	0	0	2	1	2				
27 Garrett Atkins, R OBP: 0.349, SLG: 0.479										2	0	1	0	2	1	1				
19 Ryan Spilborghs, R OBP: 0.380, SLG: 0.603										3	0	0	1	0	0	5				
8 Yovit Torresblat, R OBP: 0.343, SLG: 0.399										3	0	1	0	0	0	1				
Gerónimo Gil, R OBP: 0.343, SLG: 0.399										1	0	0	0	0	1	0				
10 Jeff Baker, R OBP: 0.296, SLG: 0.344										3	1	1	1	1	1	0				
18 Cory Sullivan, L OBP: 0.370, SLG: 0.333										4	0	2	0	0	1	0				
38 Ubaldo Jiménez, R OBP: 0.286, SLG: 0.167										0	0	0	0	0	0	0				
35 Taylor Buchholz, R OBP: 0.217, SLG: 0.143										2	0	0	0	0	1	2				
Jeremy Affeldt, L ERA: 2.56										0	0	0	0	0	0	0				
LaTroy Hawkins, R ERA: 3.75										0	0	0	0	0	0	0				
11 Brad Hawpe, L OBP: 0.389, SLG: 0.533										1	0	0	0	0	1	0				
Inning Stats	R: 0 E: 0 K: 0 S: 10	H: 0 LOB: 2 BB: 2 P: 24	R: 1 E: 0 K: 0 S: 13	H: 3 LOB: 1 BB: 0 P: 19	R: 0 E: 0 K: 1 S: 14	H: 0 LOB: 1 BB: 1 P: 26	R: 0 E: 0 K: 2 S: 13	H: 1 LOB: 2 BB: 1 P: 22	R: 1 E: 0 K: 0 S: 11	H: 1 LOB: 1 BB: 1 P: 21	R: 0 E: 0 K: 2 S: 8	H: 0 LOB: 2 BB: 2 P: 17	R: 0 E: 0 K: 1 S: 8	H: 0 LOB: 0 BB: 0 P: 11	R: 0 E: 0 K: 2 S: 8	H: 0 LOB: 0 BB: 0 P: 11	1B: 4 2B: 0 3B: 0 HR: 1	SF: 1 SAC: 1 DP: 0 HBP: 0	WP: 0 PB: 0 SB: 0 CS: 0	PA: 38
PITCHER	IP WLS BF H R ER SO BB IBB HBP BLK WP HR S P ERA WHIP																			
30 Ted Lilly, L ERA: 3.51	6.0 W 27 9 9 2 2 5 0 0 0 0 1 72 127 3.00 1.667																			
34 Kerry Wood, R ERA: 1.64	1.0 5 0 0 0 2 2 0 0 0 0 0 0 8 17 0.00 2.000																			
49 Carlos Marmol, R ERA: 1.64	1.0 3 0 0 0 1 0 0 0 0 0 0 0 8 11 0.00 0.000																			
Bob Howry, R ERA: 3.81	1.0 3 0 0 0 2 0 0 0 0 0 0 0 8 11 0.00 0.000																			

AB	29
R	2
H	5
RBI	2
BB	7
SO	10
LOB	15



Batter	1	2	3	4	5	6	7	8	9	AB	R	H	RBI	BB	SO	LOB	TOP										
2 Ryan Theriot, R OBP: 0.348, SLG: 0.367	L6		B2-3	G4-6-3 1B			G4-3			4	0	1	1	0	0	0	Chicago Cubs @ Colorado Rockies Coors Field, Denver, CO Sun Aug 12 2007, 1:05 PM MDT Att: 39,176 - Partly Cloudy - 90 F										
Jacque Jones, L OBP: 0.326, SLG: 0.375	G5-3 1B		K	G4-6-3			G4-3			4	0	1	0	0	1	2											
25 Derrek Lee, R OBP: 0.407, SLG: 0.493	BB		1B				G6-3		G6-3	3	0	1	0	1	0	0											
19 Matt Murton, R OBP: 0.335, SLG: 0.391	G5-3		P5				F7		K	4	0	0	0	0	1	3											
Mark DeRosa, R OBP: 0.363, SLG: 0.418							G6-3		G5-3	4	1	2	0	0	0	0											
17 Mike Fontenot, L OBP: 0.347, SLG: 0.443	1B						G6-3		K	4	1	2	0	0	1	0											
Jason Kendall, R OBP: 0.291, SLG: 0.304	F6						L7		BB	3	1	1	1	1	0	2											
20 Felix Pie, L OBP: 0.266, SLG: 0.344	K						K		FC3-6	4	0	0	1	0	2	4											
45 Sean Marshall, L 34 Kerry Wood, R 3 Eric Patterson, L 43 Michael Wuerztz, R 46 Ryan Dempster, R 33 Danyele Ward, L	G3-1						B2-3		F8	2	0	1	0	0	0	2											
Inning Stats	R: 0 E: 0 K: 0 S: 9	H: 1 LOB: 1 BB: 1 P: 16	R: 0 E: 0 K: 1 S: 9	H: 2 LOB: 2 BB: 0 P: 15	R: 0 E: 0 K: 1 S: 6	H: 1 LOB: 1 BB: 0 P: 11	R: 3 E: 0 K: 0 S: 16	H: 5 LOB: 1 BB: 0 P: 24	R: 0 E: 0 K: 0 S: 6	H: 0 LOB: 0 BB: 0 P: 8	R: 0 E: 0 K: 1 S: 8	H: 0 LOB: 0 BB: 0 P: 11	R: 0 E: 0 K: 1 S: 10	H: 0 LOB: 0 BB: 0 P: 14	R: 0 E: 0 K: 1 S: 9	H: 0 LOB: 1 BB: 1 P: 14		1B: 9 2B: 0 3B: 0 HR: 0	SF: 0 SAC: 0 DP: 2 HBP: 0	WP: 0 PB: 1 SB: 0 CS: 0	PA: 36						
PITCHER	IP	WLS	BF	H	R	ER	SO	BB	IBB	HBP	BLK	WP	HR	S	P	ERA	WHIP										
Tim Lincecum, R ERA: 8.1	3.1		19	9	3	3	2	1	0	0	0	0	0	38	63	8.10	3.000										
34 Matt Herges, R ERA: 3.66	2.2	W	7	0	0	0	1	0	0	0	0	0	0	16	22	0.00	0.000										
LaTroy Hawkins, R ERA: 3.55	1.0	H	3	0	0	0	0	0	0	0	0	0	0	7	11	0.00	0.000										
50 Jorge Julio, R ERA: 4.85	1.0	H	3	0	0	0	1	0	0	0	0	0	0	10	14	0.00	0.000										
60 Manny Corpas, R ERA: 2.28	1.0	S	4	0	0	0	1	1	0	0	0	0	0	9	14	0.00	1.000										

AB	34
R	3
H	9
RBI	3
BB	2
SO	5
LOB	14



Batter	1	2	3	4	5	6	7	8	9	AB	R	H	RBI	BB	SO	LOB	BOTTOM										
Kazuo Matsui, S OBP: 0.346, SLG: 0.426	L6	F9					F9			3	1	0	0	2	0	1	Chicago Cubs @ Colorado Rockies Coors Field, Denver, CO Sun Aug 12 2007, 1:05 PM MDT Att: 39,176 - Partly Cloudy - 90 F										
2 Troy Tulowitzki, R OBP: 0.382, SLG: 0.451	K						HR			5	1	2	3	0	2	1											
5 Matt Holliday, R OBP: 0.401, SLG: 0.585	HBP						G3-1 2B			4	0	2	1	0	0	2											
17 Todd Helton, L OBP: 0.418, SLG: 0.460	F8						G3-1		P4	4	0	0	0	0	0	4											
27 Garrett Atkins, R OBP: 0.346, SLG: 0.469	P6						FC6-4 BB		F8	3	0	1	0	1	0	0											
19 Ryan Spillborghs, R OBP: 0.384, SLG: 0.584	BB						FC6-4		G6-3	3	1	0	0	1	0	4											
21 Clint Barmes, R OBP: 0.192, SLG: 0.280	G1-6-3 1B						F7		F9	2	1	1	1	0	0	0											
18 Cory Sullivan, L OBP: 0.368, SLG: 0.333	G1-6-3 2B						G4-3		K	2	0	1	0	0	0	0											
Gerónimo Gil, R	G1-6-3						G4-3		K	3	1	0	0	1	1	2											
Tim Lincecum, R 34 Matt Herges, L 24 Ian Stewart, L LaTroy Hawkins, R 50 Jorge Julio, R 3 Willy Taveras, R 60 Manny Corpas, R	G1-3						G1-3		G5-3	1	0	1	1	0	0	0											
Inning Stats	R: 0 E: 0 K: 1 S: 9	H: 0 LOB: 1 BB: 0 P: 16	R: 2 E: 0 K: 0 S: 11	H: 2 LOB: 1 BB: 1 P: 16	R: 0 E: 0 K: 0 S: 13	H: 2 LOB: 2 BB: 0 P: 19	R: 0 E: 0 K: 0 S: 9	H: 0 LOB: 0 BB: 0 P: 13	R: 1 E: 0 K: 0 S: 12	H: 2 LOB: 2 BB: 1 P: 20	R: 3 E: 0 K: 0 S: 9	H: 2 LOB: 1 BB: 2 P: 22	R: 0 E: 0 K: 1 S: 12	H: 1 LOB: 1 BB: 0 P: 17	R: 0 E: 0 K: 1 S: 8	H: 0 LOB: 1 BB: 1 P: 17	1B: 4 2B: 4 3B: 0 HR: 1	SF: 0 SAC: 0 DP: 0 HBP: 1	WP: 0 PB: 0 SB: 2 CS: 0	PA: 39							
PITCHER	IP	WLS	BF	H	R	ER	SO	BB	IBB	HBP	BLK	WP	HR	S	P	ERA	WHIP										
45 Sean Marshall, L ERA: 4.25	5.0		24	6	3	3	1	2	0	1	0	0	0	9	22	27.00	3.000										
34 Kerry Wood, R ERA: 5.79	1.0	L	7	2	3	3	0	1	1	0	0	0	0	9	22	27.00	3.000										
43 Michael Wuerztz, R ERA: 3.46	1.0		4	1	0	0	1	0	0	0	0	0	0	12	17	0.00	1.000										
46 Ryan Dempster, R ERA: 3.63	1.0		4	0	0	0	1	1	0	0	0	0	0	8	17	0.00	1.000										

AB	33
R	6
H	9
RBI	6
BB	5
SO	3
LOB	14



Batter	1	2	3	4	5	6	7	8	9	AB	R	H	RBI	BB	SO	LOB	TOP								
30 Norris Hopper, R OBP: 0.354, SLG: 0.375										5	1	2	0	0	0	0									
27 Jeff Keppinger, R OBP: 0.414, SLG: 0.533										3	0	1	0	1	0	0									
Ken Griffey Jr., L OBP: 0.384, SLG: 0.516										5	1	2	1	0	1	3									
4 Brandon Phillips, R OBP: 0.319, SLG: 0.462										5	0	0	0	0	2	3									
Adam Dunn, L OBP: 0.364, SLG: 0.540										2	3	1	1	3	1	0									
Jason Ellison, R OBP: 0.269, SLG: 0.255										0	0	0	0	0	0	0									
Jeff Conine, R OBP: 0.323, SLG: 0.414										5	2	2	3	0	0	3									
28 Edwin Encarnación, R OBP: 0.337, SLG: 0.374										4	1	1	1	0	1	1									
23 Ryan Jorgensen, R OBP: 0.500, SLG: 1.250										4	2	2	2	0	0	1									
50 Phil Dumatrai, R										1	0	0	0	0	1	0									
Victor Santos, R										1	0	0	0	0	1	0									
38 Gary Majewski, R										0	0	0	0	0	0	0									
Scott Hattberg, L										0	0	0	1	0	0	0									
45 Bill Bray, L										0	0	0	0	0	0	0									
Josh Hamilton, L										1	1	2	0	0	0	0									
51 Jared Burton, R										0	0	0	0	0	0	0									
25 David Weathers, R										0	0	0	0	0	0	0									
Inning Stats	R: 0 E: 0 K: 0 S: 12	H: 2 LOB: 1 BB: 0 P: 16	R: 2 E: 0 K: 2 S: 16	H: 1 LOB: 0 BB: 1 P: 24	R: 4 E: 0 K: 0 S: 11	H: 3 LOB: 0 BB: 1 P: 21	R: 0 E: 0 K: 1 S: 9	H: 0 LOB: 0 BB: 0 P: 12	R: 0 E: 0 K: 2 S: 10	H: 0 LOB: 0 BB: 0 P: 12	R: 3 E: 0 K: 0 S: 12	H: 3 LOB: 0 BB: 0 P: 21	R: 0 E: 0 K: 1 S: 13	H: 1 LOB: 2 BB: 1 P: 22	R: 2 E: 0 K: 0 S: 13	H: 2 LOB: 1 BB: 0 P: 22	R: 0 E: 0 K: 1 S: 6	H: 0 LOB: 0 BB: 0 P: 12	1B: 7 2B: 1 3B: 0 HR: 4	SF: 1 SAC: 1 DP: 1 HBP: 0	WP: 0 PB: 2 SB: 0 CS: 0	PA: 42			
PITCHER	IP WLS BF H R ER SO BB IBB HBP BLK WP HR S P ERA WHIP	5.0 0.1 H 4 3 3 2 0 0 0 0 0 0 1 8 14 10.80 1.600	6.1 1.2 B 7 1 0 0 1 1 0 0 0 0 0 17 29 0.00 1.200	6.1 1.0 L 6 2 2 2 0 1 0 0 0 0 0 1 13 22 18.00 3.000	9.1 1.0 3 0 0 0 1 0 0 0 0 0 6 12 0.00 0.000																				

Cincinnati Reds @ Chicago Cubs
Wrigley Field, Chicago, IL
Wed Aug 15 2007, 7:05 PM CDT
Att. 40,162 - Overcast - 74 F

AB 36
R 11
H 12
RBI 11
BB 4
SO 7
LOB 11

Batter	1	2	3	4	5	6	7	8	9	AB	R	H	RBI	BB	SO	LOB	BOTTOM						
2 Ryan Theriot, R OBP: 0.344, SLG: 0.365										6	1	2	2	0	1	2							
Jason Kendall, R OBP: 0.295, SLG: 0.314										4	1	2	3	1	0	2							
25 Derrek Lee, R OBP: 0.408, SLG: 0.498										4	0	1	0	1	2	3							
16 Aramis Ramirez, R OBP: 0.361, SLG: 0.556										4	1	2	1	1	1	2							
Mark DeRosa, R OBP: 0.361, SLG: 0.411										3	1	0	0	1	0	3							
49 Carlos Marmol, R										0	0	0	0	0	0	0							
Bob Howry, L										0	0	0	0	0	0	0							
33 Daryle Ward, L OBP: 0.424, SLG: 0.406										1	0	0	0	0	0	0							
34 Kerry Wood, R										0	0	0	0	0	0	0							
9 Jake Fox, R OBP: 0.286, SLG: 0.333										4	2	1	0	1	1	0							
19 Matt Murton, R OBP: 0.341, SLG: 0.393										3	2	1	1	2	0	0							
Jacque Jones, L OBP: 0.330, SLG: 0.388										4	1	2	2	1	1	1							
30 Ted Lilly, L OBP: 0.158, SLG: 0.143										2	0	0	0	0	2	4							
17 Mike Fontenot, L OBP: 0.348, SLG: 0.439										1	0	0	0	0	1	0							
43 Michael Wuerzt, R										0	0	0	0	0	0	0							
5 Ronny Cedeno, R OBP: 0.151, SLG: 0.260										2	0	0	0	0	0	1							
Inning Stats	R: 0 E: 0 K: 0 S: 14	H: 1 LOB: 2 BB: 1 P: 26	R: 3 E: 0 K: 1 S: 19	H: 4 LOB: 2 BB: 1 P: 31	R: 3 E: 0 K: 2 S: 18	H: 1 LOB: 2 BB: 4 P: 38	R: 1 E: 0 K: 1 S: 11	H: 1 LOB: 1 BB: 1 P: 22	R: 2 E: 0 K: 1 S: 15	H: 3 LOB: 1 BB: 0 P: 23	R: 0 E: 0 K: 0 S: 8	H: 0 LOB: 0 BB: 0 P: 8	R: 0 E: 0 K: 2 S: 12	H: 0 LOB: 1 BB: 1 P: 17	R: 0 E: 0 K: 2 S: 8	H: 0 LOB: 0 BB: 0 P: 9	R: 0 E: 0 K: 0 S: 9	H: 1 LOB: 0 BB: 0 P: 15	1B: 4 2B: 5 3B: 0 HR: 2	SF: 0 SAC: 0 DP: 0 HBP: 0	WP: 0 PB: 0 SB: 0 CS: 0	PA: 46	
PITCHER	IP WLS BF H R ER SO BB IBB HBP BLK WP HR S P ERA WHIP	2.0 2.2 16 5 4 4 4 3 0 0 0 0 2 38 67 13.50 3.000	3.1 0.1 1 0 0 0 0 0 0 0 0 0 3 5 0.00 0.000	6.1 2.0 W 7 0 0 0 2 1 0 0 0 0 0 20 25 0.00 0.500	8.1 1.0 H 3 0 0 0 2 0 0 0 0 0 8 9 0.00 0.000																		

Cincinnati Reds @ Chicago Cubs
Wrigley Field, Chicago, IL
Wed Aug 15 2007, 7:05 PM CDT
Att. 40,162 - Overcast - 74 F

AB 38
R 9
H 11
RBI 9
BB 8
SO 9
LOB 18

Batter	1	2	3	4	5	6	7	8	9	AB	R	H	RBI	BB	SO	LOB	TOP				
Josh Hamilton, L (1,8) OBP: 0.377, SLG: 0.553										4	0	1	1	0	1	0					
27 Jeff Keppinger, R (1,6) OBP: 0.413, SLG: 0.521										4	0	1	1	1	0	1					
Ken Griffey Jr., L (1,9) OBP: 0.388, SLG: 0.521										4	0	3	1	1	0	1					
4 Brandon Phillips, R (1,4) OBP: 0.316, SLG: 0.458										4	0	0	0	0	1	5					
Adam Dunn, L (1,7) OBP: 0.365, SLG: 0.547										4	1	2	1	0	0	1					
Scott Hatteberg, L (1,3) OBP: 0.393, SLG: 0.471										2	1	0	0	2	1	1					
Javier Valentin, S (1,2) OBP: 0.333, SLG: 0.395										4	0	1	0	0	0	4					
28 Edwin Encarnación, R (1,5) OBP: 0.393, SLG: 0.375										4	1	1	0	0	1	2					
37 Robby Livingston, L (1,1) Jason Ellison, P (6,PH) 38 Gary Majewski, R (6,1) Mike Stanton, L (7,1) Mike Gosling, L (7,1) Mark Belthorn, S (7,4) Jeff Conine, R (9,PH)										1	1	0	0	1	0	0					
Inning Stats	R: 0 E: 0 K: 1 S: 10	H: 1 LOB: 0 BB: 0 P: 13	R: 4 E: 0 K: 0 S: 12	H: 4 LOB: 2 BB: 2 P: 26	R: 0 E: 0 K: 0 S: 6	H: 1 LOB: 1 BB: 0 P: 11	R: 0 E: 0 K: 0 S: 6	H: 0 LOB: 0 BB: 0 P: 9	R: 0 E: 0 K: 1 S: 7	H: 0 LOB: 2 BB: 1 P: 10	R: 0 E: 0 K: 1 S: 8	H: 0 LOB: 1 BB: 1 P: 15	R: 0 E: 0 K: 1 S: 12	H: 1 LOB: 1 BB: 0 P: 18	R: 0 E: 0 K: 0 S: 7	H: 1 LOB: 2 BB: 1 P: 14	1B: 5 2B: 4 3B: 0 HR: 1	SF: 0 SAC: 0 DP: 1 HBP: 1	WP: 0 PB: 0 SB: 0 CS: 1	PA: 40	
PITCHER	IP WLS BF H R ER SO BB IBB HBP BLK WP HR S P ERA WHIP	IP WLS BF H R ER SO BB IBB HBP BLK WP HR S P ERA WHIP	IP WLS BF H R ER SO BB IBB HBP BLK WP HR S P ERA WHIP	IP WLS BF H R ER SO BB IBB HBP BLK WP HR S P ERA WHIP	IP WLS BF H R ER SO BB IBB HBP BLK WP HR S P ERA WHIP	IP WLS BF H R ER SO BB IBB HBP BLK WP HR S P ERA WHIP	IP WLS BF H R ER SO BB IBB HBP BLK WP HR S P ERA WHIP	IP WLS BF H R ER SO BB IBB HBP BLK WP HR S P ERA WHIP	IP WLS BF H R ER SO BB IBB HBP BLK WP HR S P ERA WHIP	IP WLS BF H R ER SO BB IBB HBP BLK WP HR S P ERA WHIP	IP WLS BF H R ER SO BB IBB HBP BLK WP HR S P ERA WHIP	IP WLS BF H R ER SO BB IBB HBP BLK WP HR S P ERA WHIP	IP WLS BF H R ER SO BB IBB HBP BLK WP HR S P ERA WHIP	IP WLS BF H R ER SO BB IBB HBP BLK WP HR S P ERA WHIP	IP WLS BF H R ER SO BB IBB HBP BLK WP HR S P ERA WHIP	IP WLS BF H R ER SO BB IBB HBP BLK WP HR S P ERA WHIP	IP WLS BF H R ER SO BB IBB HBP BLK WP HR S P ERA WHIP	IP WLS BF H R ER SO BB IBB HBP BLK WP HR S P ERA WHIP	IP WLS BF H R ER SO BB IBB HBP BLK WP HR S P ERA WHIP	IP WLS BF H R ER SO BB IBB HBP BLK WP HR S P ERA WHIP	IP WLS BF H R ER SO BB IBB HBP BLK WP HR S P ERA WHIP

Cincinnati Reds @ Chicago Cubs
Wrigley Field, Chicago, IL
Thu Aug 16 2007, 1:20 PM CDT
Att. 40,372 - Overcast - 72 F

AB	34
R	4
H	9
RBI	4
BB	5
SO	4
LOB	17



Batter	1	2	3	4	5	6	7	8	9	AB	R	H	RBI	BB	SO	LOB	BOTTOM				
2 Ryan Theriot, R (1,6) OBP: 0.350, SLG: 0.374										4	3	3	2	1	0	0					
Mark DeRosa, R (1,4) OBP: 0.395, SLG: 0.422										5	2	5	4	0	0	0					
25 Derrek Lee, R (1,3) OBP: 0.403, SLG: 0.492										5	0	0	0	0	1	6					
16 Aramis Ramirez, R (1,5) OBP: 0.366, SLG: 0.565										5	2	4	2	0	0	1					
9 Jake Fox, R (1,9) OBP: 0.300, SLG: 0.444										3	1	1	1	0	0	0					
17 Mike Fontenot, L (7,PH) OBP: 0.343, SLG: 0.434										2	0	0	0	0	1	2					
19 Matt Murton, R (1,7) OBP: 0.342, SLG: 0.393										5	1	2	0	0	0	1					
Jacque Jones, L (1,8) OBP: 0.236, SLG: 0.401										5	1	4	2	0	1	1					
20 Felix Pie, L (6,PH) OBP: 0.266, SLG: 0.344										0	0	0	0	0	0	0					
Koyie Hill, S (1,2) OBP: 0.231, SLG: 0.269										5	1	1	0	0	2	4					
Jason Marquis, L (1,1) OBP: 0.175, SLG: 0.268										3	0	0	0	0	0	0					
47 Scott Eyre, L (7,1) Jason Kendall, R (7,PH) 63 Carmen Pignatiello, R (8,1) 46 Ryan Dempster, R (9,1)										0	0	0	0	0	0	0					
Inning Stats	R: 4 E: 0 K: 0 S: 19	H: 4 LOB: 1 BB: 1 P: 31	R: 0 E: 0 K: 0 S: 11	H: 3 LOB: 3 BB: 0 P: 17	R: 0 E: 0 K: 1 S: 13	H: 1 LOB: 1 BB: 0 P: 18	R: 1 E: 0 K: 0 S: 8	H: 2 LOB: 1 BB: 0 P: 12	R: 0 E: 0 K: 2 S: 9	H: 1 LOB: 1 BB: 0 P: 14	R: 0 E: 0 K: 0 S: 12	H: 1 LOB: 1 BB: 0 P: 19	R: 7 E: 1 K: 2 S: 31	H: 7 LOB: 1 BB: 1 P: 47	R: 0 E: 0 K: 0 S: 7	H: 1 LOB: 1 BB: 0 P: 10	1B: 12 2B: 8 3B: 0 HR: 0	SF: 0 SAC: 0 DP: 1 HBP: 0	WP: 0 PB: 0 SB: 0 CS: 0	PA: 44	
PITCHER	IP WLS BF H R ER SO BB IBB HBP BLK WP HR S P ERA WHIP	IP WLS BF H R ER SO BB IBB HBP BLK WP HR S P ERA WHIP	IP WLS BF H R ER SO BB IBB HBP BLK WP HR S P ERA WHIP	IP WLS BF H R ER SO BB IBB HBP BLK WP HR S P ERA WHIP	IP WLS BF H R ER SO BB IBB HBP BLK WP HR S P ERA WHIP	IP WLS BF H R ER SO BB IBB HBP BLK WP HR S P ERA WHIP	IP WLS BF H R ER SO BB IBB HBP BLK WP HR S P ERA WHIP	IP WLS BF H R ER SO BB IBB HBP BLK WP HR S P ERA WHIP	IP WLS BF H R ER SO BB IBB HBP BLK WP HR S P ERA WHIP	IP WLS BF H R ER SO BB IBB HBP BLK WP HR S P ERA WHIP	IP WLS BF H R ER SO BB IBB HBP BLK WP HR S P ERA WHIP	IP WLS BF H R ER SO BB IBB HBP BLK WP HR S P ERA WHIP	IP WLS BF H R ER SO BB IBB HBP BLK WP HR S P ERA WHIP	IP WLS BF H R ER SO BB IBB HBP BLK WP HR S P ERA WHIP	IP WLS BF H R ER SO BB IBB HBP BLK WP HR S P ERA WHIP	IP WLS BF H R ER SO BB IBB HBP BLK WP HR S P ERA WHIP	IP WLS BF H R ER SO BB IBB HBP BLK WP HR S P ERA WHIP	IP WLS BF H R ER SO BB IBB HBP BLK WP HR S P ERA WHIP	IP WLS BF H R ER SO BB IBB HBP BLK WP HR S P ERA WHIP	IP WLS BF H R ER SO BB IBB HBP BLK WP HR S P ERA WHIP	IP WLS BF H R ER SO BB IBB HBP BLK WP HR S P ERA WHIP

Cincinnati Reds @ Chicago Cubs
Wrigley Field, Chicago, IL
Thu Aug 16 2007, 1:20 PM CDT
Att. 40,372 - Overcast - 72 F

AB	42
R	12
H	20
RBI	12
BB	2
SO	5
LOB	15



Batter	1	2	3	4	5	6	7	8	9	AB	R	H	RBI	BB	SO	LOB	TOP										
David Eckstein, R (1.6) OBP: 0.345, SLG: 0.363	G4-3		BB			K		24 S 1B		3	0	1	0	1	1	0											
47 Ryan Ludwick, R (1.7) OBP: 0.308, SLG: 0.477	P5		F9			K		BB		3	0	0	0	0	1	2											
24 Rick Ankiel, L (8. PH) OBP: 0.367, SLG: 0.667								BB		0	0	0	0	1	0	0											
36 Russ Springer, R (8.1)								BB		0	0	0	0	0	0	0											
5 Albert Pujols, R (1.3) OBP: 0.420, SLG: 0.557	G5-3					HR		P4		4	1	2	1	0	0	2											
43 Juan Encarnacion, R (1.9) OBP: 0.325, SLG: 0.434		F8		P3		G4-3		L7		4	0	0	0	0	0	1											
27 Scott Rolen, R (1.5) OBP: 0.334, SLG: 0.399	K			K2		L9		G4-3		4	0	0	0	0	2	1											
Jim Edmonds, L (1.8) OBP: 0.320, SLG: 0.392	K			F7		G4-3		F7		4	0	0	0	0	1	0											
4 Yadier Molina, R (1.2) OBP: 0.351, SLG: 0.352		F9		BB		G4-3				2	0	0	0	1	0	0											
Braden Looper, R (1.1) OBP: 0.262, SLG: 0.237										2	0	0	0	0	2	1											
34 Randy Flores, L (7.1)										0	0	0	0	0	0	0											
16 Chris Duncan, L (8. PH) OBP: 0.366, SLG: 0.514								K		1	0	0	0	0	1	0											
13 Brendan Ryan, R (1.4) OBP: 0.412, SLG: 0.480				F8				B1		3	0	1	0	0	0	1											
Inning Stats	R: 0 E: 0 K: 0 S: 13	H: 0 LOB: 0 BB: 0 P: 18	R: 0 E: 0 K: 2 S: 10	H: 0 LOB: 0 BB: 0 P: 15	R: 0 E: 0 K: 1 S: 15	H: 1 LOB: 2 BB: 1 P: 24	R: 0 E: 0 K: 1 S: 8	H: 1 LOB: 1 BB: 0 P: 14	R: 0 E: 0 K: 1 S: 10	H: 0 LOB: 1 BB: 1 P: 17	R: 1 E: 0 K: 2 S: 13	H: 1 LOB: 0 BB: 0 P: 19	R: 0 E: 0 K: 0 S: 7	H: 0 LOB: 0 BB: 0 P: 8	R: 0 E: 0 K: 1 S: 10	H: 1 LOB: 2 BB: 1 P: 18	R: 0 E: 0 K: 0 S: 5	H: 0 LOB: 0 BB: 0 P: 9	1B: 3 2B: 1 3B: 0 HR: 1	SF: 0 SAC: 0 DP: 1 HBP: 0	WP: 0 PB: 0 SB: 1 CS: 0	PA: 33					
PITCHER	IP	WLS	BF	H	R	ER	SO	BB	IBB	HBP	BLK	WP	HR	S	P	ERA	WHIP										
53 Rich Hill, L (1.1) ERA: 3.73	7.0	W	25	3	1	1	7	2	0	0	0	0	1	76	115	1.29	0.714										
Bob Howry, R (8.1) ERA: 3.86	1.0	H	5	1	0	0	1	1	0	0	0	0	0	10	18	0.00	2.000										
46 Ryan Dempster, R (9.1) ERA: 3.47	1.0	S	3	0	0	0	0	0	0	0	0	0	0	5	9	0.00	0.000										

St. Louis Cardinals @ Chicago Cubs
Wrigley Field, Chicago, IL
Fri Aug 17 2007, 1:20 PM CDT
Att: 41,634 - Sunny - 76 F

AB 30
R 1
H 4
RBI 1
BB 3
SO 8
LOB 8



Batter	1	2	3	4	5	6	7	8	9	AB	R	H	RBI	BB	SO	LOB	BOTTOM										
2 Ryan Theriot, R (1.6) OBP: 0.351, SLG: 0.375	G4-3		FC4-6 1B			HR 1B		F9		4	1	2	0	0	0	0											
Jacque Jones, L (1.8) OBP: 0.335, SLG: 0.408	K		FC4-6 25 S 1-2f			HR		G4-3		4	1	1	2	0	1	1											
25 Derrek Lee, R (1.3) OBP: 0.402, SLG: 0.488	K		K			BB		K		3	0	0	0	1	3	1											
16 Aramis Ramirez, R (1.5) OBP: 0.369, SLG: 0.563						L9				1	0	0	0	2	0	1											
33 Daryle Ward, L (1.9) OBP: 0.420, SLG: 0.417						IBB				3	0	1	0	0	0	3											
20 Felix Pie, L (8.8) OBP: 0.266, SLG: 0.344						G3-1				0	0	0	0	0	0	0											
19 Matt Murton, R (1.7) OBP: 0.337, SLG: 0.386						2B				3	0	0	0	0	0	2											
17 Mike Fontenot, L (1.4) OBP: 0.338, SLG: 0.427						L7				3	0	0	0	0	0	0											
Jason Kendall, R (1.2) OBP: 0.294, SLG: 0.312						F7		B1-3		3	0	0	0	0	1	0											
53 Rich Hill, L (1.1) ERA: 4.1						L8		K2-3		3	0	0	0	0	1	0											
5 Ronny Cedeno, R (7. PH) OBP: 0.148, SLG: 0.255										2	0	0	0	0	1	0											
Bob Howry, L (8.1)										0	0	0	0	0	0	0											
46 Ryan Dempster, R (9.1)										0	0	0	0	0	0	0											
Inning Stats	R: 0 E: 0 K: 2 S: 9	H: 0 LOB: 0 BB: 0 P: 16	R: 0 E: 0 K: 0 S: 5	H: 0 LOB: 0 BB: 1 P: 11	R: 0 E: 0 K: 1 S: 10	H: 0 LOB: 0 BB: 0 P: 14	R: 0 E: 0 K: 1 S: 8	H: 1 LOB: 2 BB: 1 P: 21	R: 0 E: 0 K: 0 S: 10	H: 0 LOB: 0 BB: 0 P: 16	R: 2 E: 0 K: 0 S: 14	H: 3 LOB: 2 BB: 1 P: 23	R: 0 E: 0 K: 1 S: 7	H: 0 LOB: 0 BB: 0 P: 10	R: 0 E: 0 K: 1 S: 7	H: 0 LOB: 0 BB: 0 P: 11	1B: 2 2B: 1 3B: 0 HR: 1	SF: 0 SAC: 0 DP: 1 HBP: 0	WP: 0 PB: 0 SB: 1 CS: 0	PA: 30							
PITCHER	IP	WLS	BF	H	R	ER	SO	BB	IBB	HBP	BLK	WP	HR	S	P	ERA	WHIP										
Braden Looper, R (1.1) ERA: 4.98	6.0	L	24	4	2	2	4	2	1	0	0	0	1	56	101	3.00	1.000										
34 Randy Flores, L (7.1) ERA: 4.1	1.0		3	0	0	0	1	0	0	0	0	0	0	7	10	0.00	0.000										
36 Russ Springer, R (8.1) ERA: 2.91	1.0		3	0	0	0	1	0	0	0	0	0	0	7	11	0.00	0.000										

St. Louis Cardinals @ Chicago Cubs
Wrigley Field, Chicago, IL
Fri Aug 17 2007, 1:20 PM CDT
Att: 41,634 - Sunny - 76 F

AB 27
R 2
H 4
RBI 2
BB 3
SO 6
LOB 8



Batter	1	2	3	4	5	6	7	8	9	AB	R	H	RBI	BB	SO	LOB	TOP					
David Eckstein, R (1,6) OBP: 0.341, SLG: 0.358	G3		F8		G4-3		G5-3			4	0	0	0	0	0	1	St. Louis Cardinals @ Chicago Cubs Wrigley Field, Chicago, IL Sat Aug 18 2007, 2:55 PM CDT Att: 41,369 - Overcast - 64 F					
So Taguchi, R (1,8) OBP: 0.356, SLG: 0.368	1B		G5-3		G4-3		F9			4	0	1	0	0	0	0						
5 Albert Pujols, R (1,3) OBP: 0.423, SLG: 0.564	BB		G6-3			1B	HR			3	1	2	1	1	0	0						
43 Juan Encarnacion, R (1,9) OBP: 0.331, SLG: 0.448	G6-4-3				HR	BB				3	1	2	1	1	0	2						
27 Scott Rolen, R (1,5) OBP: 0.331, SLG: 0.395		F9		F9		F9		F9		4	0	0	0	0	0	3						
47 Ryan Ludwick, R (1,7) OBP: 0.306, SLG: 0.472										2	0	0	0	0	0	0						
16 Chris Duncan, L (6,PH) OBP: 0.364, SLG: 0.511	E5					K		K		2	0	0	0	0	2	3						
4 Yadier Molina, R (1,2) OBP: 0.349, SLG: 0.350					G5-3		F9		G5-3	4	0	1	0	0	0	0						
23 Anthony Reyes, R (1,1) OBP: 0.087, SLG: 0.087							G4-3		G4-3	1	0	0	0	0	0	0						
Jim Edmonds, L (7,PH) OBP: 0.319, SLG: 0.391	SH1-4								G4-3	1	0	0	0	0	0	0						
48 Brad Thompson, R (8,1) OBP: 0.150, SLG: 0.150									G6-3	4	1	2	1	0	0	2						
Aaron Miles, S (9,PH) OBP: 0.335, SLG: 0.348										1	0	0	0	0	0	0						
13 Brendan Ryan, R (1,4) OBP: 0.416, SLG: 0.519										1	0	0	0	0	0	0						
Inning Stats	R: 0 E: 0 K: 0 S: 7	H: 1 LOB: 1 BB: 1 P: 11	R: 0 E: 1 K: 0 S: 9	H: 1 LOB: 2 BB: 0 P: 13	R: 0 E: 0 K: 0 S: 8	H: 0 LOB: 0 BB: 0 P: 11	R: 1 E: 0 K: 0 S: 6	H: 1 LOB: 0 BB: 0 P: 10	R: 1 E: 0 K: 1 S: 15	H: 1 LOB: 2 BB: 1 P: 20	R: 0 E: 0 K: 1 S: 10	H: 1 LOB: 1 BB: 0 P: 13	R: 1 E: 0 K: 1 S: 11	H: 2 LOB: 1 BB: 0 P: 10	R: 0 E: 0 K: 0 S: 8	H: 0 LOB: 0 BB: 0 P: 12	1B: 5 2B: 0 3B: 0 HR: 3	SF: 0 SAC: 1 DP: 1 HBP: 0	WP: 0 PB: 0 SB: 1 CS: 0	PA: 36		
PITCHER	IP WLS BF H R ER SO BB IBB HBP BLK WP HR S P ERA WHIP	IP WLS BF H R ER SO BB IBB HBP BLK WP HR S P ERA WHIP	IP WLS BF H R ER SO BB IBB HBP BLK WP HR S P ERA WHIP	IP WLS BF H R ER SO BB IBB HBP BLK WP HR S P ERA WHIP	IP WLS BF H R ER SO BB IBB HBP BLK WP HR S P ERA WHIP	IP WLS BF H R ER SO BB IBB HBP BLK WP HR S P ERA WHIP	IP WLS BF H R ER SO BB IBB HBP BLK WP HR S P ERA WHIP	IP WLS BF H R ER SO BB IBB HBP BLK WP HR S P ERA WHIP	IP WLS BF H R ER SO BB IBB HBP BLK WP HR S P ERA WHIP	IP WLS BF H R ER SO BB IBB HBP BLK WP HR S P ERA WHIP	IP WLS BF H R ER SO BB IBB HBP BLK WP HR S P ERA WHIP	IP WLS BF H R ER SO BB IBB HBP BLK WP HR S P ERA WHIP	IP WLS BF H R ER SO BB IBB HBP BLK WP HR S P ERA WHIP	IP WLS BF H R ER SO BB IBB HBP BLK WP HR S P ERA WHIP	IP WLS BF H R ER SO BB IBB HBP BLK WP HR S P ERA WHIP	IP WLS BF H R ER SO BB IBB HBP BLK WP HR S P ERA WHIP	IP WLS BF H R ER SO BB IBB HBP BLK WP HR S P ERA WHIP	IP WLS BF H R ER SO BB IBB HBP BLK WP HR S P ERA WHIP	IP WLS BF H R ER SO BB IBB HBP BLK WP HR S P ERA WHIP	IP WLS BF H R ER SO BB IBB HBP BLK WP HR S P ERA WHIP	IP WLS BF H R ER SO BB IBB HBP BLK WP HR S P ERA WHIP	IP WLS BF H R ER SO BB IBB HBP BLK WP HR S P ERA WHIP
45 Sean Marshall, L (1,1) ERA: 4.21	5.0	W	21	5	2	2	0	1	0	0	0	0	0	0	2	47	70	3.60	1.200			
49 Carlos Marmol, R (6,1) ERA: 1.68	1.1	H	4	0	0	0	1	1	0	0	0	0	0	0	10	20	0.00	0.750				
47 Scott Eyre, L (7,1) ERA: 5.49	0.2	H	3	1	0	0	0	0	0	0	0	0	0	7	11	0.00	1.500					
Bob Howry, R (8,1) ERA: 3.96	0.2	H	4	2	1	1	0	0	0	0	0	0	1	8	9	13.50	3.000					
63 Carmen Pignatiello, L (8,1) ERA:	0.1	H	1	0	0	0	1	0	0	0	0	0	0	3	4	0.00	0.000					

Batter	1	2	3	4	5	6	7	8	9	AB	R	H	RBI	BB	SO	LOB	BOTTOM					
2 Ryan Theriot, R (1,6) OBP: 0.350, SLG: 0.372	F7		FC4-6		G5-3		K			3	0	0	0	1	1	1	St. Louis Cardinals @ Chicago Cubs Wrigley Field, Chicago, IL Sat Aug 18 2007, 2:55 PM CDT Att: 41,369 - Overcast - 64 F					
Jacque Jones, L (1,8) OBP: 0.331, SLG: 0.403	K		FC4-6		G4-3		G3			4	1	0	0	0	1	2						
25 Derrek Lee, R (1,3) OBP: 0.405, SLG: 0.493	1B		HR		F7		F8			4	1	3	1	0	0	0						
16 Aramis Ramirez, R (1,5) OBP: 0.368, SLG: 0.559	K		HR		F7		F8			3	1	0	0	1	1	2						
33 Daryle Ward, L (1,9) OBP: 0.418, SLG: 0.453										3	1	1	4	0	0	0						
20 Felix Pie, L (9,8) OBP: 0.266, SLG: 0.344										0	0	0	0	0	0	0						
Mark DeRosa, R (1,4) OBP: 0.386, SLG: 0.418										3	0	0	0	0	1	0						
19 Matt Murton, R (1,7) OBP: 0.332, SLG: 0.379										3	0	0	0	0	0	0						
Jason Kendall, R (1,2) OBP: 0.295, SLG: 0.310										2	1	0	0	0	0	0						
45 Sean Marshall, L (1,1) OBP: 0.116, SLG: 0.152										2	0	0	0	0	1	1						
49 Carlos Marmol, R (6,1) ERA: 1.68										0	0	0	0	0	0	0						
47 Scott Eyre, L (7,1) ERA: 5.49										0	0	0	0	0	0	0						
17 Mike Fontenot, L (7,PH) OBP: 0.341, SLG: 0.429										0	0	0	0	1	0	0						
Bob Howry, L (8,1) ERA: 3.96										0	0	0	0	0	0	0						
63 Carmen Pignatiello, R (8,1) ERA:										0	0	0	0	0	0	0						
46 Ryan Dempster, R (9,1) ERA: 3.4										0	0	0	0	0	0	0						
Inning Stats	R: 0 E: 0 K: 2 S: 8	H: 1 LOB: 1 BB: 0 P: 11	R: 0 E: 0 K: 0 S: 7	H: 0 LOB: 0 BB: 0 P: 8	R: 5 E: 0 K: 1 S: 12	H: 2 LOB: 2 BB: 2 P: 28	R: 0 E: 0 K: 0 S: 6	H: 0 LOB: 0 BB: 0 P: 8	R: 0 E: 0 K: 1 S: 7	H: 1 LOB: 1 BB: 0 P: 9	R: 0 E: 0 K: 1 S: 6	H: 0 LOB: 0 BB: 0 P: 10	R: 0 E: 0 K: 1 S: 11	H: 0 LOB: 0 BB: 1 P: 18	R: 0 E: 0 K: 0 S: 5	H: 0 LOB: 0 BB: 0 P: 7	1B: 2 2B: 1 3B: 0 HR: 1	SF: 0 SAC: 0 DP: 0 HBP: 1	WP: 0 PB: 1 SB: 0 CS: 1	PA: 31		
PITCHER	IP WLS BF H R ER SO BB IBB HBP BLK WP HR S P ERA WHIP	IP WLS BF H R ER SO BB IBB HBP BLK WP HR S P ERA WHIP	IP WLS BF H R ER SO BB IBB HBP BLK WP HR S P ERA WHIP	IP WLS BF H R ER SO BB IBB HBP BLK WP HR S P ERA WHIP	IP WLS BF H R ER SO BB IBB HBP BLK WP HR S P ERA WHIP	IP WLS BF H R ER SO BB IBB HBP BLK WP HR S P ERA WHIP	IP WLS BF H R ER SO BB IBB HBP BLK WP HR S P ERA WHIP	IP WLS BF H R ER SO BB IBB HBP BLK WP HR S P ERA WHIP	IP WLS BF H R ER SO BB IBB HBP BLK WP HR S P ERA WHIP	IP WLS BF H R ER SO BB IBB HBP BLK WP HR S P ERA WHIP	IP WLS BF H R ER SO BB IBB HBP BLK WP HR S P ERA WHIP	IP WLS BF H R ER SO BB IBB HBP BLK WP HR S P ERA WHIP	IP WLS BF H R ER SO BB IBB HBP BLK WP HR S P ERA WHIP	IP WLS BF H R ER SO BB IBB HBP BLK WP HR S P ERA WHIP	IP WLS BF H R ER SO BB IBB HBP BLK WP HR S P ERA WHIP	IP WLS BF H R ER SO BB IBB HBP BLK WP HR S P ERA WHIP	IP WLS BF H R ER SO BB IBB HBP BLK WP HR S P ERA WHIP	IP WLS BF H R ER SO BB IBB HBP BLK WP HR S P ERA WHIP	IP WLS BF H R ER SO BB IBB HBP BLK WP HR S P ERA WHIP	IP WLS BF H R ER SO BB IBB HBP BLK WP HR S P ERA WHIP	IP WLS BF H R ER SO BB IBB HBP BLK WP HR S P ERA WHIP	IP WLS BF H R ER SO BB IBB HBP BLK WP HR S P ERA WHIP
23 Anthony Reyes, R (1,1) ERA: 5.61	6.0	L	25	4	5	5	4	2	0	0	0	0	0	0	11	18	0.00	1.000				
Troy Percival, R (7,1) ERA: 2.45	1.0		3	0	0	0	1	1	0	0	0	0	0	0	0	0	0.00	1.000				
48 Brad Thompson, R (8,1) ERA: 5.02	1.0		3	0	0	0	0	0	0	0	0	0	0	5	7	0.00	0.000					



Batter	1	2	3	4	5	6	7	8	9	AB	R	H	RBI	BB	SO	LOB	TOP							
13 Brendan Ryan, R OBP: 0.409, SLG: 0.506										4	1	1	0	0	2	1	St. Louis Cardinals @ Chicago Cubs Wrigley Field, Chicago, IL Mon Aug 20 2007, 1:20 PM CDT Att: 40,141 - Cloudy - 75 F							
24 Rick Ankiel, L OBP: 0.371, SLG: 0.750									5	2	2	1	0	1	1									
5 Albert Pujols, R OBP: 0.424, SLG: 0.569									3	2	1	1	2	0	2									
43 Juan Encarnacion, R OBP: 0.329, SLG: 0.447									5	1	1	0	0	0	4									
27 Scott Rolen, R OBP: 0.335, SLG: 0.404									4	0	3	3	0	0	0									
Jim Edmonds, L OBP: 0.315, SLG: 0.385									4	0	0	1	0	0	3									
4 Yadier Molina, R OBP: 0.351, SLG: 0.347									2	0	0	0	2	1	2									
35 Joel Pineiro, R 47 Ryan Ludwick, R Troy Percival, R 34 Randy Flores, L 31 Ryan Franklin, R 16 Chris Duncan, L 44 Jason Isringhausen, R									1	0	0	0	0	0	2									
David Eckstein, R OBP: 0.340, SLG: 0.355									3	0	0	0	1	0	1									
Inning Stats	R: 2 H: 3 E: 0 K: 0 S: 15	WLS: 1 BF: 28 LOB: 0 BB: 0 P: 21	R: 0 H: 0 E: 0 K: 1 S: 7	WLS: 0 BF: 14 LOB: 1 BB: 1 P: 14	R: 2 H: 2 E: 0 K: 0 S: 13	WLS: 2 BF: 28 LOB: 2 BB: 2 P: 28	R: 0 H: 0 E: 0 K: 0 S: 7	WLS: 0 BF: 12 LOB: 0 BB: 0 P: 12	R: 1 H: 2 E: 1 K: 0 S: 12	WLS: 2 BF: 17 LOB: 1 BB: 0 P: 17	R: 0 H: 0 E: 0 K: 2 S: 15	WLS: 0 BF: 20 LOB: 0 BB: 0 P: 20	R: 1 H: 1 E: 0 K: 0 S: 8	WLS: 1 BF: 9 LOB: 0 BB: 0 P: 9	R: 0 H: 0 E: 0 K: 2 S: 9	WLS: 0 BF: 12 LOB: 0 BB: 0 P: 12		R: 0 H: 0 E: 0 K: 1 S: 8	WLS: 0 BF: 20 LOB: 2 BB: 2 P: 20	1B: 2 2B: 4 3B: 0 HR: 2	SF: 0 SAC: 2 DP: 1 HBP: 0	WP: 0 PB: 0 SB: 0 CS: 0	PA: 40	
PITCHER	IP: 6.0 WLS: 1 BF: 28 LOB: 0 ERA: 3.68	WLS: 1 BF: 28 LOB: 0 ERA: 3.68	H: 7 R: 5 ER: 5 SO: 3	H: 7 R: 5 ER: 5 SO: 3	BB: 2 IBB: 1 HBP: 0 BLK: 0	BB: 2 IBB: 1 HBP: 0 BLK: 0	WP: 0 HR: 1 S: 69 P: 112	ERA: 7.50 WHIP: 1.500	IP: 0.0 WLS: 0 BF: 1 LOB: 1 ERA: 6.75	WLS: 0 BF: 1 LOB: 1 ERA: 6.75	IP: 1.0 WLS: 0 BF: 3 LOB: 0 ERA: 4.05	WLS: 0 BF: 3 LOB: 0 ERA: 4.05	IP: 2.0 WLS: 0 BF: 8 LOB: 0 ERA: 3.63	WLS: 0 BF: 8 LOB: 0 ERA: 3.63										

Batter	1	2	3	4	5	6	7	8	9	AB	R	H	RBI	BB	SO	LOB	BOTTOM						
2 Ryan Theriot, R OBP: 0.352, SLG: 0.376										4	1	2	0	0	0	0	St. Louis Cardinals @ Chicago Cubs Wrigley Field, Chicago, IL Mon Aug 20 2007, 1:20 PM CDT Att: 40,141 - Cloudy - 75 F						
Jacque Jones, L OBP: 0.326, SLG: 0.398									4	0	0	0	0	2	1								
25 Derrek Lee, R OBP: 0.408, SLG: 0.501									3	1	2	1	1	1	0								
16 Aramis Ramirez, R OBP: 0.366, SLG: 0.555									4	0	1	1	0	0	1								
33 Daryle Ward, L OBP: 0.432, SLG: 0.519									4	1	3	1	0	0	2								
20 Felix Pie, L OBP: 0.266, SLG: 0.344									0	0	0	0	0	0	0								
Mark DeRosa, R OBP: 0.385, SLG: 0.425									4	1	1	1	0	0	3								
19 Matt Murton, R OBP: 0.330, SLG: 0.373									3	0	0	0	1	0	0								
Jason Kendall, R OBP: 0.294, SLG: 0.309									4	0	1	0	0	0	2								
30 Ted Lilly, L 63 Carmen Pignatiello, R 34 Kerry Wood, R 17 Mike Fontenot, L 43 Michael Wuerzt, R 9 Jake Fox, R									2	0	0	0	0	1	1								
Inning Stats	R: 0 H: 1 E: 0 K: 1 S: 9	WLS: 1 BF: 20 LOB: 0 BB: 0 P: 14	R: 2 H: 3 E: 0 K: 1 S: 14	WLS: 3 BF: 20 LOB: 1 BB: 0 P: 20	R: 1 H: 3 E: 0 K: 1 S: 10	WLS: 3 BF: 13 LOB: 0 BB: 0 P: 13	R: 0 H: 0 E: 0 K: 0 S: 7	WLS: 0 BF: 10 LOB: 0 BB: 0 P: 10	R: 0 H: 2 E: 0 K: 0 S: 10	WLS: 2 BF: 18 LOB: 0 BB: 1 P: 18	R: 0 H: 0 E: 0 K: 2 S: 9	WLS: 0 BF: 15 LOB: 0 BB: 0 P: 15	R: 0 H: 1 E: 0 K: 0 S: 5	WLS: 1 BF: 9 LOB: 2 BB: 1 P: 9	R: 0 H: 0 E: 0 K: 0 S: 5	WLS: 0 BF: 7 LOB: 0 BB: 0 P: 7	1B: 5 2B: 2 3B: 0 HR: 3	SF: 0 SAC: 0 DP: 2 HBP: 0	WP: 0 PB: 0 SB: 0 CS: 0	PA: 36			
PITCHER	IP: 5.0 WLS: 1 BF: 20 LOB: 0 ERA: 4.34	WLS: 1 BF: 20 LOB: 0 ERA: 4.34	H: 3 R: 3 ER: 3 SO: 3	H: 3 R: 3 ER: 3 SO: 3	BB: 0 IBB: 0 HBP: 0 BLK: 0	BB: 0 IBB: 0 HBP: 0 BLK: 0	WP: 0 HR: 2 S: 49 P: 69	ERA: 5.40 WHIP: 1.400	IP: 0.1 WLS: 0 BF: 2 LOB: 1 ERA: 2.82	WLS: 0 BF: 2 LOB: 1 ERA: 2.82	IP: 0.0 WLS: 1 BF: 6 LOB: 0 ERA: 4.1	WLS: 1 BF: 6 LOB: 0 ERA: 4.1	IP: 1.2 WLS: 0 BF: 7 LOB: 0 ERA: 1.75	WLS: 0 BF: 7 LOB: 0 ERA: 1.75	IP: 2.0 WLS: 0 BF: 7 LOB: 0 ERA: 1.62	WLS: 0 BF: 7 LOB: 0 ERA: 1.62							

Batter	1	2	3	4	5	6	7	8	9	AB	R	H	RBI	BB	SO	LOB	TOP							
2 Ryan Theriot, R OBP: 0.351, SLG: 0.378	G6-3		G1-3			F8			1B 25 1B	4	1	1	0	0	0	1	Chicago Cubs @ San Francisco Giants AT&T Park, San Francisco, CA Tue Aug 21 2007, 7:15 PM PDT Att: 41,242 - Clear - 70 F							
Jacque Jones, L OBP: 0.327, SLG: 0.396	F7			F8		G4-3			16 BB 25 1B	4	1	1	0	0	0	1								
25 Derrek Lee, R OBP: 0.406, SLG: 0.499	G6-3			K			G6-3		16 BB 1B	4	1	1	1	0	1	0								
16 Aramis Ramirez, R OBP: 0.365, SLG: 0.551		G6-3			F8				16 BB 1B	3	1	0	0	1	0	0								
Cliff Floyd, L OBP: 0.364, SLG: 0.380		G4-3				G6-3			SH1-4 1B	4	0	1	2	0	0	0								
20 Felix Pie, L OBP: 0.266, SLG: 0.344						G4-3			SH1-4 1B	0	1	0	0	0	0	0								
Mark DeRosa, R OBP: 0.385, SLG: 0.424					G5-3				SH1-4 1B	3	0	1	0	0	0	0								
17 Mike Fontenot, L OBP: 0.250, SLG: 0.364					L9				SH1-4 1B	3	0	0	0	0	2	1								
9 Jake Fox, R OBP: 0.250, SLG: 0.364									SH1-4 1B	1	0	0	0	0	1	2								
46 Ryan Dempster, R OBP: 0.250, SLG: 0.364									SH1-4 1B	0	0	0	0	0	0	0								
Jason Kendall, R OBP: 0.299, SLG: 0.312									SH1-4 1B	3	0	2	2	1	1	0								
Jason Marquis, L OBP: 0.169, SLG: 0.259									SH1-4 1B	2	0	0	0	0	2	1								
33 Danyle Ward, L OBP: 0.427, SLG: 0.513									SH1-4 1B	1	0	0	0	0	1	1								
47 Scott Eyre, L OBP: 0.328, SLG: 0.371									SH1-4 1B	0	0	0	0	0	0	0								
19 Matt Murton, R OBP: 0.328, SLG: 0.371									SH1-4 1B	1	0	0	0	0	0	2								
Inning Stats	R: 0 E: 0 K: 0 S: 6	H: 0 LOB: 0 BB: 7	R: 0 E: 0 K: 1 S: 8	H: 1 LOB: 1 BB: 0 P: 9	R: 0 E: 0 K: 2 S: 9	H: 0 LOB: 0 BB: 0 P: 13	R: 0 E: 0 K: 1 S: 9	H: 0 LOB: 0 BB: 0 P: 14	R: 0 E: 0 K: 0 S: 7	H: 0 LOB: 0 BB: 0 P: 11	R: 0 E: 0 K: 1 S: 8	H: 1 LOB: 1 BB: 0 P: 9	R: 0 E: 0 K: 0 S: 8	H: 0 LOB: 0 BB: 0 P: 9	R: 0 E: 0 K: 2 S: 9	H: 0 LOB: 1 BB: 1 P: 16	R: 5 E: 0 K: 1 S: 15	H: 5 LOB: 2 BB: 1 P: 23	1B: 6 2B: 1 3B: 0 HR: 0	SF: 0 SAC: 1 DP: 0 HBP: 0	WP: 0 PB: 0 SB: 0 CS: 0	PA: 36		
PITCHER	IP WLS BF H R ER SO BB IBB HBP BLK WP HR S P ERA WHIP	8.0 L 30 5 3 3 7 1 0 0 0 0 0 69 93 3.38 0.750	0.1 3 1 0 0 0 1 0 0 0 0 0 4 9 0.00 6.000	0.2 3 1 2 2 1 0 0 0 0 0 0 6 9 27.00 1.500																				

AB	33
R	5
H	7
RBI	5
BB	2
SO	8
LOB	9




Batter	1	2	3	4	5	6	7	8	9	AB	R	H	RBI	BB	SO	LOB	BOTTOM							
10 Dave Roberts, L OBP: 0.332, SLG: 0.369	G4-3 BB		L8		G4-3					2	1	0	0	2	0	0	Chicago Cubs @ San Francisco Giants AT&T Park, San Francisco, CA Tue Aug 21 2007, 7:15 PM PDT Att: 41,242 - Clear - 70 F							
Ray Durham, S OBP: 0.302, SLG: 0.356	G6-3 BB		G4-3		G4-3					3	0	0	0	1	1	2								
2 Randy Winn, S OBP: 0.343, SLG: 0.409	G4-3				K					4	0	1	0	0	1	2								
Barry Bonds, L OBP: 0.490, SLG: 0.586										3	0	0	0	1	1	1								
Rajai Davis, R OBP: 0.397, SLG: 0.446			G3							0	0	0	0	0	0	0								
Ryan Klesko, L OBP: 0.360, SLG: 0.431	G6-3			G1-3						4	0	0	1	0	1	2								
1 Bengie Molina, R OBP: 0.297, SLG: 0.421	P3			G6-3						4	0	0	0	0	0	2								
Pedro Feliz, R OBP: 0.291, SLG: 0.418										3	0	1	0	1	0	0								
13 Omar Vizquel, S OBP: 0.306, SLG: 0.308										3	0	1	0	1	0	1								
55 Tim Lincecum, L OBP: 0.125, SLG: 0.105										3	0	0	0	0	1	3								
41 Brad Hennessey, R OBP: 0.300, SLG: 0.541										0	0	0	0	0	0	0								
40 Daniel Ortmeier, S OBP: 0.300, SLG: 0.541										1	0	0	0	0	0	1								
Inning Stats	R: 1 E: 0 K: 0 S: 9	H: 0 LOB: 2 BB: 3 P: 25	R: 0 E: 0 K: 1 S: 6	H: 0 LOB: 0 BB: 0 P: 9	R: 0 E: 0 K: 0 S: 8	H: 1 LOB: 1 BB: 0 P: 12	R: 0 E: 0 K: 0 S: 9	H: 1 LOB: 2 BB: 1 P: 17	R: 0 E: 0 K: 1 S: 10	H: 0 LOB: 0 BB: 0 P: 14	R: 0 E: 0 K: 2 S: 7	H: 0 LOB: 0 BB: 0 P: 11	R: 0 E: 0 K: 1 S: 16	H: 1 LOB: 2 BB: 1 P: 24	R: 0 E: 0 K: 0 S: 4	H: 0 LOB: 0 BB: 0 P: 5	R: 0 E: 0 K: 0 S: 7	H: 0 LOB: 1 BB: 1 P: 13	1B: 1 2B: 1 3B: 1 HR: 0	SF: 0 SAC: 0 DP: 0 HBP: 0	WP: 0 PB: 0 SB: 1 CS: 0	PA: 36		
PITCHER	IP WLS BF H R ER SO BB IBB HBP BLK WP HR S P ERA WHIP	7.0 W 3 0 0 0 0 0 0 0 0 0 4 5 0.00 0.000	1.0 W 3 0 0 0 0 0 0 0 0 0 4 5 0.00 1.000																					



Batter	1	2	3	4	5	6	7	8	9	10	AB	R	H	RBI	BB	SO	LOB	TOP							
2 Ryan Theriot, R OBP: 0.347, SLG: 0.373	(1, 6) F9			(3, 2) F9		(2, 1) F7		(1, 0) G6-3		(0, 3) K	5	0	0	0	0	1	2								
Mark DeRosa, R OBP: 0.366, SLG: 0.425	(1, 4) F9			(2, 0) 25 1B		(2, 2) 25 1B			(1, 2) P3		4	1	2	0	0	0	0								
25 Derrek Lee, R OBP: 0.405, SLG: 0.497	(1, 3) K			(1, 2) 16 2B		(0, 1) G5-4-3			(2, 3) K		4	1	1	0	0	2	1								
16 Aramis Ramirez, R OBP: 0.364, SLG: 0.550	(1, 5) F8			(2, 0) 16 2B		(1, 1) P6			(0, 2) F8		4	0	1	2	0	0	0								
Cliff Floyd, L OBP: 0.263, SLG: 0.382	(1, 7) G3			(2, 1) 1H 2H 2B		(2, 1) F7			(1, 1) 17 PB		4	0	1	0	0	0	1								
20 Felix Pie, L OBP: 0.266, SLG: 0.344	(10, PR) G3			(1, 2) F7		(2, 1) F7			(1, 1) 17 PB		0	1	0	0	0	0	0								
9 Jake Fox, R OBP: 0.200, SLG: 0.286	(1, 9) G3			(0, 1) G6-3		(1, 0) G6-3			(4, 1) E		3	0	0	0	0	0	1								
17 Mike Fontenot, L OBP: 0.338, SLG: 0.418	(7, 4) G3			(0, 1) G6-3		(1, 0) G6-3			(2, 3) E		0	1	0	0	1	0	0								
Jason Kendall, R OBP: 0.298, SLG: 0.312	(1, 2) G6-3			(2, 2) L8		(1, 2) SH3-4			(2, 1) E4		4	0	1	0	0	0	2								
Jacque Jones, L OBP: 0.324, SLG: 0.393	(1, 8) P6			(0, 0) K		(1, 3) SH3-4			(1, 3) K		3	0	0	0	0	2	3								
53 Rich Hill, L OBP: 0.143, SLG: 0.167	(1, 1) K			(0, 3) K2-3		(2, 1) G5-3			(3, 1) SH1-3		2	0	0	0	0	2	0								
19 Matt Murton, R OBP: 0.251, SLG: 0.369	(8, PH) K								(1, 2) SH1-3		1	0	0	0	0	0	1								
49 Carlos Marmol, R OBP: 0.251, SLG: 0.369	(8, 1) K								(0, 0) SH1-3		0	0	0	0	0	0	0								
24 Henry Blanco, R OBP: 0.251, SLG: 0.369	(10, PH) K								(1, 2) SH1-3		0	0	0	1	0	0	0								
46 Ryan Dempster, R OBP: 0.251, SLG: 0.369	(10, 1) K								(3, H) SH1-3		0	0	0	0	0	0	0								
Inning Stats	R: 0 E: 0 K: 1 S: 6	H: 0 LOB: 0 BB: 0 P: 11	R: 0 E: 0 K: 0 S: 5	H: 0 LOB: 0 BB: 0 P: 7	R: 0 E: 0 K: 1 S: 8	H: 0 LOB: 0 BB: 0 P: 10	R: 2 E: 0 K: 2 S: 13	H: 3 LOB: 1 BB: 0 P: 23	R: 0 E: 0 K: 2 S: 7	H: 1 LOB: 0 BB: 0 P: 11	R: 0 E: 0 K: 0 S: 5	H: 0 LOB: 0 BB: 0 P: 9	R: 0 E: 0 K: 0 S: 7	H: 1 LOB: 1 BB: 0 P: 11	R: 0 E: 0 K: 1 S: 10	H: 0 LOB: 0 BB: 0 P: 13	R: 2 E: 1 K: 2 S: 15	H: 1 LOB: 1 BB: 1 P: 24	1B: 4 2B: 2 3B: 0 HR: 0	SF: 0 SAC: 2 DP: 1 HBP: 0	WP: 0 PB: 1 SB: 0 CS: 0	PA: 37			
PITCHER	IP 8.0	WLS 28	BF 5	H 2	R 2	ER 2	SO 4	BB 0	IBB 0	HBP 0	BLK 0	WP 0	HR 0	S 63	P 98	ERA 2.25	WHIP 0.625								
75 Barry Zito, L ERA: 4.74	(1, 1) 1.0	3	0	0	0	1	0	0	0	0	0	0	0	10	13	0.00	0.000								
38 Brian Wilson, R ERA: 3.68	(9, 1) 1.0	L	6	1	2	0	2	1	0	0	0	0	0	15	24	0.00	2.000								

Chicago Cubs @ San Francisco Giants
AT&T Park, San Francisco, CA
Wed Aug 22 2007, 7:15 PM PDT
Att: 39,548 - Clear - 63 F


AB 34
R 4
H 6
RBI 3
BB 1
SO 7
LOB 11



Batter	1	2	3	4	5	6	7	8	9	10	AB	R	H	RBI	BB	SO	LOB	BOTTOM						
Rajai Davis, R OBP: 0.382, SLG: 0.427	(1, 8) K			(1, 2) P4		(1, 2) K		(2, 3) K		(2, 3) K	5	0	0	0	0	4	3							
40 Daniel Ortmeier, S OBP: 0.284, SLG: 0.511	(1, 3) G1-3			(2, 3) K		(0, 1) G5-3		(1, 3) K		(0, 3) K	5	0	0	0	0	3	0							
2 Randy Winn, S OBP: 0.344, SLG: 0.411	(1, 9) 1B			(0, 2) 2B		(0, 1) G5-3		(2, 3) K		(1, 2) G4-3	5	2	2	0	0	1	0							
Barry Bonds, L OBP: 0.493, SLG: 0.588	(1, 7) 1B			(0, 0) 1B		(1, 2) L7		(4, 0) 1B		(1, 0) G4-3	2	0	1	1	2	0	0							
10 Dave Roberts, L OBP: 0.331, SLG: 0.367	(8, PR) 1B			(1, 1) 1B		(1, 3) K		(1, 1) 1B		(1, 0) G4-3	1	0	0	0	0	0	0							
1 Bengie Molina, R OBP: 0.299, SLG: 0.422	(1, 2) 1B			(1, 1) 1B		(1, 3) K		(2, 3) K		(1, 2) K	4	0	2	1	0	2	1							
Pedro Feliz, R OBP: 0.291, SLG: 0.415	(1, 5) K			(2, 2) L6		(1, 2) K		(1, 2) K		(4, 2) 13 1B	3	0	0	0	1	2	4							
Rich Aurilia, R OBP: 0.299, SLG: 0.373	(1, 4) K			(0, 3) G5-3		(2, 2) F7		(2, 2) F9		(1, 2) F9	4	0	0	0	0	1	1							
13 Omar Vizquel, S OBP: 0.308, SLG: 0.308	(1, 6) K			(1, 2) G5-3		(1, 2) P4		(1, 2) 1B		(1, 1) 1B	4	0	1	0	0	1	0							
75 Barry Zito, L OBP: 0.140, SLG: 0.104	(1, 1) K			(0, 3) G5-3		(1, 1) G5-3		(3, 1) F8			3	0	1	0	0	1	0							
38 Brian Wilson, R ERA: 3.67	(9, 1) K										0	0	0	0	0	0	0							
Ryan Klesko, L OBP: 0.359, SLG: 0.430	(9, PH) K										1	0	0	0	0	2	0							
20 Pat Misch, R ERA: 3.26	(10, 1) K										0	0	0	0	0	0	0							
Inning Stats	R: 1 E: 0 K: 2 S: 14	H: 2 LOB: 2 BB: 1 P: 25	R: 0 E: 0 K: 3 S: 11	H: 0 LOB: 0 BB: 0 P: 12	R: 1 E: 0 K: 1 S: 20	H: 3 LOB: 2 BB: 0 P: 26	R: 0 E: 0 K: 0 S: 8	H: 0 LOB: 0 BB: 0 P: 12	R: 0 E: 0 K: 1 S: 7	H: 0 LOB: 0 BB: 0 P: 8	R: 0 E: 0 K: 2 S: 11	H: 1 LOB: 1 BB: 0 P: 14	R: 0 E: 0 K: 1 S: 12	H: 1 LOB: 1 BB: 0 P: 18	R: 0 E: 0 K: 3 S: 11	H: 0 LOB: 2 BB: 1 P: 19	R: 0 E: 0 K: 1 S: 12	H: 1 LOB: 2 BB: 1 P: 22	R: 0 E: 0 K: 1 S: 7	H: 0 LOB: 0 BB: 0 P: 9	1B: 5 2B: 2 3B: 0 HR: 0	SF: 0 SAC: 0 DP: 0 HBP: 0	WP: 0 PB: 0 SB: 1 CS: 0	PA: 40
PITCHER	IP 7.0	WLS 28	BF 6	H 2	R 2	ER 2	SO 10	BB 0	IBB 1	HBP 0	BLK 0	WP 0	HR 0	S 83	P 115	ERA 2.57	WHIP 0.857							
53 Rich Hill, L ERA: 3.67	(1, 1) 2.0	W	9	1	0	0	4	1	1	0	0	0	0	23	41	0.00	1.000							
49 Carlos Marmol, R ERA: 1.61	(8, 1) 1.0	S	3	0	0	0	1	0	0	0	0	0	0	7	9	0.00	0.000							

Chicago Cubs @ San Francisco Giants
AT&T Park, San Francisco, CA
Wed Aug 22 2007, 7:15 PM PDT
Att: 39,548 - Clear - 63 F

AB 37
R 2
H 7
RBI 2
BB 3
SO 15
LOB 11



Batter	1	2	3	4	5	6	7	8	9	AB	R	H	RBI	BB	SO	LOB	TOP					
2 Ryan Theriot, R OBP: 0.348, SLG: 0.377	F8					FC4-6				4	0	2	0	0	0	1	Chicago Cubs @ San Francisco Giants AT&T Park, San Francisco, CA Thu Aug 23 2007, 12:35 PM PDT Att: 41,568 - Sunny - 68 F					
Jacque Jones, L OBP: 0.324, SLG: 0.391	1B		P2		L6		G4-3			4	0	1	0	0	0	3						
25 Derrek Lee, R OBP: 0.402, SLG: 0.492	F7		K			G6-3		P4		4	0	0	0	0	1	2						
16 Aramis Ramirez, R OBP: 0.363, SLG: 0.547	F7		P3			1B	G6-3			4	0	1	0	0	0	2						
33 Daryle Ward, L OBP: 0.298, SLG: 0.512		BB			G1-3		K		K	4	0	1	0	0	2	1						
Mark DeRosa, R OBP: 0.365, SLG: 0.421		17 2B			K		G1-3		F7	3	0	0	0	1	1	1						
Jason Kendall, R OBP: 0.298, SLG: 0.313		F7			G6-3				F9	4	1	1	0	0	0	1						
17 Mike Fontenot, L OBP: 0.341, SLG: 0.425						F8			G3	4	0	2	1	0	0	0						
38 Carlos Zambrano, S (1, 1) OBP: 0.246, SLG: 0.354										2	0	0	0	0	1	2						
47 Scott Eyre, L (6, 1)										0	0	0	0	0	0	0						
19 Matt Murton, R (7, PH) OBP: 0.325, SLG: 0.367										1	0	0	0	0	0	1						
34 Kerry Wood, R (7, 1)										0	0	0	0	0	0	0						
Bob Howry, L (8, 1)										0	0	0	0	0	0	0						
Inning Stats	R: 0 E: 0 K: 0 S: 9	H: 1 LOB: 1 BB: 0 P: 13	R: 0 E: 0 K: 1 S: 15	H: 2 LOB: 2 BB: 1 P: 19	R: 0 E: 0 K: 1 S: 8	H: 1 LOB: 1 BB: 0 P: 11	R: 0 E: 0 K: 1 S: 9	H: 0 LOB: 0 BB: 0 P: 14	R: 0 E: 1 K: 0 S: 9	H: 0 LOB: 1 BB: 0 P: 10	R: 0 E: 0 K: 1 S: 12	H: 1 LOB: 1 BB: 0 P: 17	R: 1 E: 0 K: 0 S: 13	H: 3 LOB: 1 BB: 0 P: 20	R: 0 E: 0 K: 1 S: 6	H: 0 LOB: 0 BB: 0 P: 9	R: 0 E: 0 K: 0 S: 7	H: 0 LOB: 0 BB: 0 P: 10	1B: 4 2B: 3 3B: 0 HR: 0	SF: 0 SAC: 0 DP: 1 HBP: 0	WP: 0 PB: 1 SB: 0 CS: 0	PA: 35
PITCHER	IP WLS BF H R ER SO BB IBB HBP BLK WP HR S P ERA WHIP	7.0 W 29 8 1 1 4 1 0 0 0 0 0 75 104 1.29 1.286	1.0 H 3 0 0 0 1 0 0 0 0 0 6 9 0.00 0.000	1.0 S 3 0 0 0 0 0 0 0 0 0 7 10 0.00 0.000	PITCHER										IP WLS BF H R ER SO BB IBB HBP BLK WP HR S P ERA WHIP	7.0 L 28 6 4 4 0 4 0 0 0 0 0 3 5 0.00 1.500						

Chicago Cubs @ San Francisco Giants
AT&T Park, San Francisco, CA
Thu Aug 23 2007, 12:35 PM PDT
Att: 41,568 - Sunny - 68 F

AB 34
R 1
H 8
RBI 1
BB 1
SO 5
LOB 14



Batter	1	2	3	4	5	6	7	8	9	AB	R	H	RBI	BB	SO	LOB	BOTTOM			
10 Dave Roberts, L OBP: 0.335, SLG: 0.372	G4-3		G6-3							4	0	2	2	1	1	0	Chicago Cubs @ San Francisco Giants AT&T Park, San Francisco, CA Thu Aug 23 2007, 12:35 PM PDT Att: 41,568 - Sunny - 68 F			
Rajai Davis, R OBP: 0.369, SLG: 0.410	P3		K		F9		FC5-4		K	5	0	0	0	0	2	4				
2 Randy Winn, S OBP: 0.346, SLG: 0.413	G4-3						B1-3		F7	5	0	3	0	0	0	1				
Ryan Klesko, L OBP: 0.355, SLG: 0.424	G6-3				L7		G4-3			4	0	0	0	0	1	5				
Ray Durham, S OBP: 0.302, SLG: 0.354		E6			B1-3		P6			3	0	0	0	1	0	1				
Rich Aurilia, R OBP: 0.298, SLG: 0.369					FC6-4		F9			3	1	0	0	0	1	2				
38 Brian Wilson, R (8, 1)					18 BB					0	0	0	0	0	0	0				
41 Brad Hennessey, R (9, 1)					10 BB					0	0	0	0	0	0	0				
13 Omar Vizquel, S OBP: 0.307, SLG: 0.306		L3					F8			2	1	0	0	2	0	2				
39 Guillermo Rodriguez, R (1, 2) OBP: 0.351, SLG: 0.369		P6								4	1	2	0	0	0	4				
18 Matt Cain, R OBP: 0.125, SLG: 0.217										2	1	1	2	1	1	2				
Pedro Feliz, R (7, PH) OBP: 0.291, SLG: 0.414										1	0	0	0	0	1	2				
Inning Stats	R: 0 E: 0 K: 0 S: 10	H: 1 LOB: 1 BB: 0 P: 16	R: 0 E: 1 K: 1 S: 11	H: 0 LOB: 2 BB: 0 P: 15	R: 0 E: 0 K: 2 S: 10	H: 1 LOB: 1 BB: 0 P: 13	R: 2 E: 0 K: 0 S: 17	H: 1 LOB: 2 BB: 3 P: 31	R: 0 E: 0 K: 1 S: 12	H: 1 LOB: 1 BB: 0 P: 15	R: 2 E: 0 K: 0 S: 10	H: 3 LOB: 2 BB: 1 P: 18	R: 0 E: 0 K: 1 S: 11	H: 1 LOB: 2 BB: 1 P: 19	R: 0 E: 0 K: 2 S: 7	H: 0 LOB: 0 BB: 0 P: 12	1B: 4 2B: 3 3B: 0 HR: 1	SF: 0 SAC: 0 DP: 0 HBP: 1	WP: 0 PB: 0 SB: 0 CS: 0	PA: 39
PITCHER	IP WLS BF H R ER SO BB IBB HBP BLK WP HR S P ERA WHIP	5.1 L 28 6 4 4 0 4 0 0 0 0 0 3 5 0.00 1.500	0.2 3 1 0 0 0 0 0 0 0 0 0 3 5 0.00 1.500	1.0 5 1 0 0 1 1 0 0 0 0 0 7 12 0.00 0.000	PITCHER										IP WLS BF H R ER SO BB IBB HBP BLK WP HR S P ERA WHIP	5.1 L 28 6 4 4 0 4 0 0 0 0 0 3 5 0.00 1.500				

Chicago Cubs @ San Francisco Giants
AT&T Park, San Francisco, CA
Thu Aug 23 2007, 12:35 PM PDT
Att: 41,568 - Sunny - 68 F

AB 33
R 4
H 8
RBI 4
BB 5
SO 7
LOB 23



Batter	1	2	3	4	5	6	7	8	9	AB	R	H	RBI	BB	SO	LOB	TOP										
2 Ryan Theriot, R OBP: 0.348, SLG: 0.374										4	1	1	0	0	0	1	Chicago Cubs @ Arizona Diamondbacks Chase Field, Phoenix, AZ Sat Aug 25 2007, 6:40 PM MST Att. 46,175 - Roof Closed - 75 F										
Jason Kendall, R OBP: 0.299, SLG: 0.315										4	0	1	0	0	2	1											
25 Derrek Lee, R OBP: 0.401, SLG: 0.488										3	0	1	0	1	1	1											
16 Aramis Ramirez, R OBP: 0.362, SLG: 0.545										3	0	1	1	1	2	1											
Craig Monroe, R OBP: 0.263, SLG: 0.371										4	0	0	0	0	1	5											
Mark DeRosa, R OBP: 0.385, SLG: 0.423										4	0	0	0	0	2	0											
19 Matt Murton, R OBP: 0.333, SLG: 0.380										4	0	3	0	0	1	0											
Jacque Jones, L OBP: 0.326, SLG: 0.395										4	0	0	0	0	1	3											
30 Ted Lilly, L OBP: 0.148, SLG: 0.133										2	0	0	0	0	2	1											
Cliff Floyd, L OBP: 0.359, SLG: 0.378										1	0	0	0	0	0	1											
34 Kerry Wood, R OBP: 0.359, SLG: 0.378										0	0	0	0	0	0	0											
47 Scott Eyre, L OBP: 0.359, SLG: 0.378										0	0	0	0	0	0	0											
43 Michael Wuerztz, R OBP: 0.359, SLG: 0.378										0	0	0	0	0	0	0											
Inning Stats	R: 0 E: 0 K: 1 S: 8	H: 0 LOB: 0 BB: 0 P: 14	R: 0 E: 0 K: 1 S: 10	H: 0 LOB: 0 BB: 0 P: 16	R: 0 E: 0 K: 1 S: 11	H: 1 LOB: 1 BB: 0 P: 19	R: 0 E: 0 K: 1 S: 8	H: 1 LOB: 1 BB: 0 P: 11	R: 0 E: 0 K: 1 S: 8	H: 1 LOB: 0 BB: 0 P: 13	R: 1 E: 0 K: 2 S: 16	H: 2 LOB: 2 BB: 1 P: 22	R: 0 E: 0 K: 1 S: 6	H: 1 LOB: 1 BB: 0 P: 9	R: 0 E: 0 K: 2 S: 14	H: 1 LOB: 2 BB: 1 P: 22	R: 0 E: 0 K: 2 S: 10	H: 0 LOB: 0 BB: 0 P: 14	1B: 6 2B: 1 3B: 0 HR: 0	SF: 0 SAC: 0 DP: 1 HBP: 0	WP: 1 PB: 0 SB: 0 CS: 0	PA: 35					
PITCHER	IP	WLS	BF	H	R	ER	SO	BB	IBB	HBP	BLK	WP	HR	S	P	ERA	WHIP										
49 Doug Davis, L ERA: 4.09	7.0	W	27	6	1	1	8	1	0	0	0	1	0	67	104	1.29	1.000										
Brandon Lyon, R ERA: 2.59	1.0	H	5	1	0	0	2	1	0	0	0	0	0	14	22	0.00	2.000										
Jose Valverde, R ERA: 2.7	1.0	S	3	0	0	0	2	0	0	0	0	0	0	10	14	0.00	0.000										

Chicago Cubs @ Arizona Diamondbacks
Chase Field, Phoenix, AZ
Sat Aug 25 2007, 6:40 PM MST
Att. 46,175 - Roof Closed - 75 F

AB 33
R 1
H 7
RBI 1
BB 2
SO 12
LOB 14



Batter	1	2	3	4	5	6	7	8	9	AB	R	H	RBI	BB	SO	LOB	BOTTOM										
24 Chris Young, R OBP: 0.286, SLG: 0.462										4	0	0	0	0	2	0	Chicago Cubs @ Arizona Diamondbacks Chase Field, Phoenix, AZ Sat Aug 25 2007, 6:40 PM MST Att. 46,175 - Roof Closed - 75 F										
1 Orlando Hudson, S OBP: 0.380, SLG: 0.445										4	0	1	0	0	0	0											
22 Eric Byrnes, R OBP: 0.367, SLG: 0.483										3	1	1	0	1	1	0											
34 Conor Jackson, R OBP: 0.363, SLG: 0.438										4	1	1	2	0	2	2											
Jose Valverde, R ERA: 2.7										0	0	0	0	0	0	0											
19 Chris Snyder, R OBP: 0.332, SLG: 0.441										3	1	1	0	0	1	0											
Jeff Cirillo, R OBP: 0.317, SLG: 0.371										3	0	0	0	0	1	1											
10 Justin Upton, R OBP: 0.280, SLG: 0.414										3	0	2	1	0	0	0											
6 Stephen Drew, L OBP: 0.302, SLG: 0.362										3	0	1	0	0	0	2											
49 Doug Davis, R OBP: 0.087, SLG: 0.067										2	0	0	0	0	2	1											
Brandon Lyon, R ERA: 2.59										0	0	0	0	0	0	0											
27 Mark Reynolds, R OBP: 0.330, SLG: 0.477										1	0	0	0	0	1	0											
Tony Clark, S OBP: 0.280, SLG: 0.456										0	0	0	0	0	0	0											
Inning Stats	R: 0 E: 0 K: 1 S: 10	H: 0 LOB: 0 BB: 0 P: 14	R: 0 E: 0 K: 2 S: 10	H: 0 LOB: 0 BB: 0 P: 17	R: 0 E: 0 K: 1 S: 5	H: 1 LOB: 0 BB: 0 P: 5	R: 2 E: 0 K: 2 S: 15	H: 2 LOB: 0 BB: 0 P: 22	R: 0 E: 0 K: 1 S: 9	H: 1 LOB: 1 BB: 0 P: 9	R: 0 E: 0 K: 1 S: 12	H: 0 LOB: 0 BB: 0 P: 18	R: 1 E: 0 K: 0 S: 9	H: 2 LOB: 1 BB: 0 P: 18	R: 0 E: 0 K: 2 S: 12	H: 1 LOB: 2 BB: 1 P: 21	R: 0 E: 0 K: 2 S: 10	H: 0 LOB: 0 BB: 0 P: 14	1B: 4 2B: 2 3B: 0 HR: 1	SF: 0 SAC: 0 DP: 1 HBP: 0	WP: 1 PB: 0 SB: 0 CS: 0	PA: 31					
PITCHER	IP	WLS	BF	H	R	ER	SO	BB	IBB	HBP	BLK	WP	HR	S	P	ERA	WHIP										
30 Ted Lilly, L ERA: 3.85	6.0	L	21	4	2	2	8	0	0	0	0	0	0	61	85	3.00	0.667										
34 Kerry Wood, R ERA: 4.32	0.2		4	2	1	1	0	0	0	0	0	0	0	8	16	13.50	3.000										
47 Scott Eyre, L ERA: 5.23	0.1		1	0	0	0	0	0	0	0	0	0	0	1	2	0.00	0.000										
43 Michael Wuerztz, R ERA: 3.88	1.0		5	1	0	0	2	1	0	0	0	1	0	12	21	0.00	2.000										

Chicago Cubs @ Arizona Diamondbacks
Chase Field, Phoenix, AZ
Sat Aug 25 2007, 6:40 PM MST
Att. 46,175 - Roof Closed - 75 F

AB 30
R 3
H 7
RBI 3
BB 1
SO 10
LOB 6



Batter	1	2	3	4	5	6	7	8	9	AB	R	H	RBI	BB	SO	LOB	TOP							
2 Ryan Theriot, R OBP: 0.351, SLG: 0.376										3	1	1	0	2	0	3	Chicago Cubs @ Arizona Diamondbacks Chase Field, Phoenix, AZ Sun Aug 26 2007, 1:40 PM MST Att: 38,940 - Roof Closed - 74 F							
16 Aramis Ramirez, R OBP: 0.359, SLG: 0.539										5	1	1	0	0	0	3								
25 Derrek Lee, R OBP: 0.400, SLG: 0.492										4	1	1	1	0	0	2								
16 Aramis Ramirez, R OBP: 0.359, SLG: 0.539										4	0	0	1	0	0	0								
Cliff Floyd, L OBP: 0.362, SLG: 0.393										4	1	2	1	0	0	0								
Craig Monroe, R OBP: 0.263, SLG: 0.372										4	0	1	0	0	0	1								
17 Mike Fontenot, L OBP: 0.344, SLG: 0.424										3	0	1	0	1	0	1								
24 Henry Blanco, R OBP: 0.238, SLG: 0.282										3	0	1	0	0	0	3								
49 Carlos Marmol, R OBP: 0.272, SLG: 0.340										0	0	0	0	0	0	0								
Jason Marquis, L OBP: 0.167, SLG: 0.254										1	0	0	0	0	0	1								
Jason Kendall, R OBP: 0.298, SLG: 0.313										2	0	0	0	0	1	2								
Inning Stats	R: 3 E: 2 K: 0 S: 13	H: 2 LOB: 0 BB: 1 P: 21	R: 0 E: 0 K: 0 S: 7	H: 1 LOB: 1 BB: 0 P: 12	R: 1 E: 0 K: 0 S: 10	H: 1 LOB: 0 BB: 0 P: 12	R: 0 E: 0 K: 0 S: 5	H: 1 LOB: 2 BB: 0 P: 11	R: 0 E: 0 K: 0 S: 9	H: 0 LOB: 0 BB: 0 P: 14	R: 0 E: 0 K: 0 S: 13	H: 1 LOB: 1 BB: 0 P: 21	R: 0 E: 0 K: 0 S: 8	H: 1 LOB: 0 BB: 0 P: 12	R: 0 E: 0 K: 0 S: 6	H: 0 LOB: 0 BB: 0 P: 7	R: 0 E: 0 K: 1 S: 14	H: 2 LOB: 2 BB: 1 P: 22	1B: 4 2B: 4 3B: 0 HR: 2	SF: 0 SAC: 1 DP: 1 HBP: 0	WP: 0 PB: 0 SB: 0 CS: 2	PA: 38		
PITCHER	IP WLS BF H R ER SO BB IBB HBP BLK WP HR S P ERA WHIP	IP WLS BF H R ER SO BB IBB HBP BLK WP HR S P ERA WHIP	IP WLS BF H R ER SO BB IBB HBP BLK WP HR S P ERA WHIP	IP WLS BF H R ER SO BB IBB HBP BLK WP HR S P ERA WHIP	IP WLS BF H R ER SO BB IBB HBP BLK WP HR S P ERA WHIP	IP WLS BF H R ER SO BB IBB HBP BLK WP HR S P ERA WHIP	IP WLS BF H R ER SO BB IBB HBP BLK WP HR S P ERA WHIP	IP WLS BF H R ER SO BB IBB HBP BLK WP HR S P ERA WHIP	IP WLS BF H R ER SO BB IBB HBP BLK WP HR S P ERA WHIP	IP WLS BF H R ER SO BB IBB HBP BLK WP HR S P ERA WHIP	IP WLS BF H R ER SO BB IBB HBP BLK WP HR S P ERA WHIP	IP WLS BF H R ER SO BB IBB HBP BLK WP HR S P ERA WHIP	IP WLS BF H R ER SO BB IBB HBP BLK WP HR S P ERA WHIP	IP WLS BF H R ER SO BB IBB HBP BLK WP HR S P ERA WHIP	IP WLS BF H R ER SO BB IBB HBP BLK WP HR S P ERA WHIP	IP WLS BF H R ER SO BB IBB HBP BLK WP HR S P ERA WHIP	IP WLS BF H R ER SO BB IBB HBP BLK WP HR S P ERA WHIP	IP WLS BF H R ER SO BB IBB HBP BLK WP HR S P ERA WHIP	IP WLS BF H R ER SO BB IBB HBP BLK WP HR S P ERA WHIP	IP WLS BF H R ER SO BB IBB HBP BLK WP HR S P ERA WHIP	IP WLS BF H R ER SO BB IBB HBP BLK WP HR S P ERA WHIP	IP WLS BF H R ER SO BB IBB HBP BLK WP HR S P ERA WHIP	IP WLS BF H R ER SO BB IBB HBP BLK WP HR S P ERA WHIP	IP WLS BF H R ER SO BB IBB HBP BLK WP HR S P ERA WHIP

AB	34
R	4
H	9
RBI	3
BB	3
SO	1
LOB	16



Batter	1	2	3	4	5	6	7	8	9	AB	R	H	RBI	BB	SO	LOB	BOTTOM						
24 Chris Young, R OBP: 0.288, SLG: 0.476										4	2	2	4	0	2	2	Chicago Cubs @ Arizona Diamondbacks Chase Field, Phoenix, AZ Sun Aug 26 2007, 1:40 PM MST Att: 38,940 - Roof Closed - 74 F						
1 Orlando Hudson, S OBP: 0.379, SLG: 0.443										3	0	0	0	1	3	2							
22 Eric Byrnes, R OBP: 0.367, SLG: 0.482										3	0	1	0	1	0	1							
34 Conor Jackson, R OBP: 0.360, SLG: 0.433										4	0	0	0	0	0	2							
Brandon Lyon, R OBP: 0.298, SLG: 0.356										0	0	0	0	0	0	0							
Jose Valverde, R OBP: 0.298, SLG: 0.356										0	0	0	0	0	0	0							
6 Stephen Drew, L OBP: 0.301, SLG: 0.359										3	1	0	0	0	1	1							
19 Chris Snyder, R OBP: 0.331, SLG: 0.438										4	0	1	0	0	0	2							
Jeff Salazar, L OBP: 0.357, SLG: 0.425										3	0	2	0	1	1	1							
Jeff Cirillo, R OBP: 0.326, SLG: 0.373										2	1	1	1	2	0	1							
50 Yusmeiro Petit, R OBP: 0.271, SLG: 0.407										1	1	0	0	0	0	2							
Inning Stats	R: 1 E: 0 K: 0 S: 6	H: 1 LOB: 0 BB: 1 P: 12	R: 4 E: 0 K: 1 S: 15	H: 3 LOB: 0 BB: 0 P: 25	R: 0 E: 0 K: 0 S: 14	H: 1 LOB: 1 BB: 0 P: 17	R: 0 E: 0 K: 2 S: 12	H: 1 LOB: 2 BB: 1 P: 22	R: 0 E: 0 K: 0 S: 7	H: 0 LOB: 0 BB: 0 P: 10	R: 0 E: 0 K: 0 S: 8	H: 0 LOB: 1 BB: 1 P: 15	R: 0 E: 0 K: 2 S: 10	H: 0 LOB: 1 BB: 1 P: 19	R: 0 E: 0 K: 3 S: 18	H: 1 LOB: 2 BB: 1 P: 26	R: 0 E: 0 K: 3 S: 18	H: 1 LOB: 2 BB: 1 P: 26	1B: 5 2B: 0 3B: 0 HR: 2	SF: 0 SAC: 0 DP: 1 HBP: 1	WP: 0 PB: 0 SB: 2 CS: 0	PA: 36	
PITCHER	IP WLS BF H R ER SO BB IBB HBP BLK WP HR S P ERA WHIP	IP WLS BF H R ER SO BB IBB HBP BLK WP HR S P ERA WHIP	IP WLS BF H R ER SO BB IBB HBP BLK WP HR S P ERA WHIP	IP WLS BF H R ER SO BB IBB HBP BLK WP HR S P ERA WHIP	IP WLS BF H R ER SO BB IBB HBP BLK WP HR S P ERA WHIP	IP WLS BF H R ER SO BB IBB HBP BLK WP HR S P ERA WHIP	IP WLS BF H R ER SO BB IBB HBP BLK WP HR S P ERA WHIP	IP WLS BF H R ER SO BB IBB HBP BLK WP HR S P ERA WHIP	IP WLS BF H R ER SO BB IBB HBP BLK WP HR S P ERA WHIP	IP WLS BF H R ER SO BB IBB HBP BLK WP HR S P ERA WHIP	IP WLS BF H R ER SO BB IBB HBP BLK WP HR S P ERA WHIP	IP WLS BF H R ER SO BB IBB HBP BLK WP HR S P ERA WHIP	IP WLS BF H R ER SO BB IBB HBP BLK WP HR S P ERA WHIP	IP WLS BF H R ER SO BB IBB HBP BLK WP HR S P ERA WHIP	IP WLS BF H R ER SO BB IBB HBP BLK WP HR S P ERA WHIP	IP WLS BF H R ER SO BB IBB HBP BLK WP HR S P ERA WHIP	IP WLS BF H R ER SO BB IBB HBP BLK WP HR S P ERA WHIP	IP WLS BF H R ER SO BB IBB HBP BLK WP HR S P ERA WHIP	IP WLS BF H R ER SO BB IBB HBP BLK WP HR S P ERA WHIP	IP WLS BF H R ER SO BB IBB HBP BLK WP HR S P ERA WHIP	IP WLS BF H R ER SO BB IBB HBP BLK WP HR S P ERA WHIP	IP WLS BF H R ER SO BB IBB HBP BLK WP HR S P ERA WHIP	IP WLS BF H R ER SO BB IBB HBP BLK WP HR S P ERA WHIP

AB	30
R	5
H	7
RBI	5
BB	5
SO	8
LOB	19



Batter	1	2	3	4	5	6	7	8	9	AB	R	H	RBI	BB	SO	LOB	TOP				
9 Hunter Pence, R OBP: 0.358, SLG: 0.556										4	3	2	5	1	2	0					
Craig Biggio, R OBP: 0.388, SLG: 0.398										5	0	2	0	0	2	1					
Luke Scott, L OBP: 0.352, SLG: 0.495										0	0	0	0	0	0	0					
17 Lance Berkman, S OBP: 0.388, SLG: 0.496										4	0	2	1	1	0	1					
45 Carlos Lee, R OBP: 0.358, SLG: 0.526										3	0	0	0	2	0	1					
Mark Loretta, R OBP: 0.348, SLG: 0.359										5	0	1	0	0	2	5					
21 Ty Wigginton, R OBP: 0.332, SLG: 0.448										4	1	0	0	1	3	1					
Chris Burke, R OBP: 0.311, SLG: 0.347										4	1	1	0	0	0	4					
Brad Ausmus, R OBP: 0.316, SLG: 0.317										2	1	0	0	2	0	2					
51 Wandy Rodriguez, S OBP: 0.163, SLG: 0.146										2	0	0	0	0	0	1					
Orlando Palmeiro, L OBP: 0.333, SLG: 0.256										1	0	0	0	0	0	0					
Dave Borkowski, R										0	0	0	0	0	0	0					
Trever Miller, R										0	0	0	0	0	0	0					
Inning Stats	R: 1 E: 0 K: 2 S: 12	H: 1 LOB: 3 BB: 3 P: 31	R: 0 E: 0 K: 1 S: 9	H: 0 LOB: 0 BB: 0 P: 15	R: 0 E: 0 K: 0 S: 12	H: 1 LOB: 1 BB: 0 P: 18	R: 3 E: 1 K: 0 S: 13	H: 3 LOB: 1 BB: 1 P: 22	R: 0 E: 0 K: 1 S: 9	H: 1 LOB: 0 BB: 0 P: 16	R: 2 E: 0 K: 1 S: 13	H: 2 LOB: 2 BB: 2 P: 29	R: 0 E: 0 K: 1 S: 11	H: 0 LOB: 1 BB: 1 P: 15	R: 0 E: 0 K: 2 S: 10	H: 0 LOB: 0 BB: 0 P: 13	1B: 3 2B: 3 3B: 0 HR: 2	SF: 0 SAC: 1 DP: 0 HBP: 0	WP: 2 PB: 0 SB: 1 CS: 1	PA: 43	
PITCHER	IP WLS BF H R ER SO BB IBB HBP BLK WP HR S P ERA WHIP	IP WLS BF H R ER SO BB IBB HBP BLK WP HR S P ERA WHIP	IP WLS BF H R ER SO BB IBB HBP BLK WP HR S P ERA WHIP	IP WLS BF H R ER SO BB IBB HBP BLK WP HR S P ERA WHIP	IP WLS BF H R ER SO BB IBB HBP BLK WP HR S P ERA WHIP	IP WLS BF H R ER SO BB IBB HBP BLK WP HR S P ERA WHIP	IP WLS BF H R ER SO BB IBB HBP BLK WP HR S P ERA WHIP	IP WLS BF H R ER SO BB IBB HBP BLK WP HR S P ERA WHIP	IP WLS BF H R ER SO BB IBB HBP BLK WP HR S P ERA WHIP	IP WLS BF H R ER SO BB IBB HBP BLK WP HR S P ERA WHIP	IP WLS BF H R ER SO BB IBB HBP BLK WP HR S P ERA WHIP	IP WLS BF H R ER SO BB IBB HBP BLK WP HR S P ERA WHIP	IP WLS BF H R ER SO BB IBB HBP BLK WP HR S P ERA WHIP	IP WLS BF H R ER SO BB IBB HBP BLK WP HR S P ERA WHIP	IP WLS BF H R ER SO BB IBB HBP BLK WP HR S P ERA WHIP	IP WLS BF H R ER SO BB IBB HBP BLK WP HR S P ERA WHIP	IP WLS BF H R ER SO BB IBB HBP BLK WP HR S P ERA WHIP	IP WLS BF H R ER SO BB IBB HBP BLK WP HR S P ERA WHIP	IP WLS BF H R ER SO BB IBB HBP BLK WP HR S P ERA WHIP	IP WLS BF H R ER SO BB IBB HBP BLK WP HR S P ERA WHIP	IP WLS BF H R ER SO BB IBB HBP BLK WP HR S P ERA WHIP

Houston Astros @ Chicago Cubs
Wrigley Field, Chicago, IL
Fri Aug 31 2007, 1:20 PM CDT
Att: 41,297 - Sunny - 71 F

AB 34
R 6
H 8
RBI 6
BB 7
SO 9
LOB 17



Batter	1	2	3	4	5	6	7	8	9	AB	R	H	RBI	BB	SO	LOB	BOTTOM					
2 Ryan Theriot, R OBP: 0.342, SLG: 0.365										5	0	1	0	0	0	0						
Mark DeRosa, R OBP: 0.361, SLG: 0.417										3	0	0	0	1	1	1						
25 Derrek Lee, R OBP: 0.393, SLG: 0.482										4	0	0	0	0	2	2						
16 Aramis Ramirez, R OBP: 0.366, SLG: 0.538										4	1	3	0	0	0	0						
Craig Monroe, R OBP: 0.268, SLG: 0.374										3	0	1	0	1	0	2						
19 Matt Murton, R OBP: 0.343, SLG: 0.402										2	0	1	0	1	1	1						
34 Kerry Wood, R										0	0	0	0	0	0	0						
33 Danyle Ward, L OBP: 0.429, SLG: 0.511										1	0	1	1	0	0	0						
47 Scott Eyre, L										0	0	0	0	0	0	0						
24 Henry Blanco, R OBP: 0.222, SLG: 0.262										3	0	0	0	0	1	4						
Cliff Floyd, L OBP: 0.358, SLG: 0.386										1	0	0	0	0	2							
Jason Kendall, R OBP: 0.304, SLG: 0.320										0	0	0	0	0	0							
Jacque Jones, L OBP: 0.327, SLG: 0.393										4	0	0	0	0	1	0						
45 Sean Marshall, L OBP: 0.103, SLG: 0.107										1	0	0	0	0	1	0						
43 Michael Wuerz, R										1	0	0	0	0	1	0						
20 Felix Pie, L OBP: 0.269, SLG: 0.335										2	0	0	0	0	1	0						
Inning Stats	R: 0 E: 0 K: 0 S: 5	H: 0 LOB: 0 BB: 0 P: 9	R: 0 E: 0 K: 0 S: 11	H: 2 LOB: 1 BB: 0 P: 16	R: 0 E: 1 K: 1 S: 10	H: 0 LOB: 2 BB: 1 P: 17	R: 0 E: 0 K: 2 S: 11	H: 0 LOB: 1 BB: 1 P: 22	R: 0 E: 0 K: 1 S: 9	H: 1 LOB: 0 BB: 0 P: 17	R: 0 E: 0 K: 1 S: 12	H: 1 LOB: 2 BB: 1 P: 21	R: 0 E: 0 K: 0 S: 8	H: 0 LOB: 0 BB: 0 P: 11	R: 1 E: 0 K: 2 S: 16	H: 3 LOB: 0 BB: 0 P: 21	R: 0 E: 0 K: 2 S: 10	H: 0 LOB: 0 BB: 0 P: 17	1B: 7 2B: 0 3B: 0 HR: 0	SF: 0 SAC: 0 DP: 1 HBP: 0	WP: 0 PB: 0 SB: 0 CS: 0	PA: 37
PITCHER	IP WLS BF H R ER SO BB IBB HBP BLK WP HR S P ERA WHIP	IP WLS BF H R ER SO BB IBB HBP BLK WP HR S P ERA WHIP	IP WLS BF H R ER SO BB IBB HBP BLK WP HR S P ERA WHIP	IP WLS BF H R ER SO BB IBB HBP BLK WP HR S P ERA WHIP	IP WLS BF H R ER SO BB IBB HBP BLK WP HR S P ERA WHIP	IP WLS BF H R ER SO BB IBB HBP BLK WP HR S P ERA WHIP	IP WLS BF H R ER SO BB IBB HBP BLK WP HR S P ERA WHIP	IP WLS BF H R ER SO BB IBB HBP BLK WP HR S P ERA WHIP	IP WLS BF H R ER SO BB IBB HBP BLK WP HR S P ERA WHIP	IP WLS BF H R ER SO BB IBB HBP BLK WP HR S P ERA WHIP	IP WLS BF H R ER SO BB IBB HBP BLK WP HR S P ERA WHIP	IP WLS BF H R ER SO BB IBB HBP BLK WP HR S P ERA WHIP	IP WLS BF H R ER SO BB IBB HBP BLK WP HR S P ERA WHIP	IP WLS BF H R ER SO BB IBB HBP BLK WP HR S P ERA WHIP	IP WLS BF H R ER SO BB IBB HBP BLK WP HR S P ERA WHIP	IP WLS BF H R ER SO BB IBB HBP BLK WP HR S P ERA WHIP	IP WLS BF H R ER SO BB IBB HBP BLK WP HR S P ERA WHIP	IP WLS BF H R ER SO BB IBB HBP BLK WP HR S P ERA WHIP	IP WLS BF H R ER SO BB IBB HBP BLK WP HR S P ERA WHIP	IP WLS BF H R ER SO BB IBB HBP BLK WP HR S P ERA WHIP	IP WLS BF H R ER SO BB IBB HBP BLK WP HR S P ERA WHIP	

Houston Astros @ Chicago Cubs
Wrigley Field, Chicago, IL
Fri Aug 31 2007, 1:20 PM CDT
Att: 41,297 - Sunny - 71 F

AB 34
R 1
H 7
RBI 1
BB 3
SO 9
LOB 12



Batter	1	2	3	4	5	6	7	8	9	AB	R	H	RBI	BB	SO	LOB	TOP										
9 Hunter Pence, R OBP: 0.356, SLG: 0.552										3	0	0	0	1	1	0	Houston Astros @ Chicago Cubs Wrigley Field, Chicago, IL Sat Sep 01 2007, 12:05 PM CDT Att: 40,606 - Sunny - 75 F										
Chris Burke, R OBP: 0.357, SLG: 0.341										4	0	0	0	0	1	2											
17 Lance Berkman, S OBP: 0.385, SLG: 0.492										4	0	0	0	0	1	0											
45 Carlos Lee, R OBP: 0.359, SLG: 0.533										4	2	2	1	0	1	0											
Mark Loretta, R OBP: 0.345, SLG: 0.355										4	0	0	0	0	0	1											
Luke Scott, L OBP: 0.351, SLG: 0.502											4	1	1	2	0	0											
21 Ty Wigginton, R OBP: 0.334, SLG: 0.450										3	0	2	0	0	0	0											
Brad Ausmus, R OBP: 0.314, SLG: 0.315										2	0	0	0	0	0	1											
Mike Lamb, L OBP: 0.370, SLG: 0.458										1	0	0	0	0	0	1											
43 Chris Sampson, R OBP: 0.154, SLG: 0.154										0	0	0	0	0	0	0											
Troy Patton, S OBP: 0.333, SLG: 0.333										2	0	1	0	0	1	1											
Eric Munson, L OBP: 0.323, SLG: 0.398										1	0	0	0	0	0	0											
Inning Stats	R: 0 E: 0 K: 1 S: 8	H: 0 LOB: 0 BB: 0 P: 11	R: 1 E: 0 K: 0 S: 5	H: 1 LOB: 0 BB: 0 P: 7	R: 0 E: 0 K: 0 S: 7	H: 1 LOB: 1 BB: 1 P: 15	R: 0 E: 0 K: 2 S: 7	H: 0 LOB: 0 BB: 0 P: 8	R: 0 E: 0 K: 1 S: 9	H: 1 LOB: 1 BB: 0 P: 14	R: 0 E: 0 K: 1 S: 10	H: 0 LOB: 0 BB: 0 P: 14	R: 1 E: 0 K: 0 S: 13	H: 2 LOB: 1 BB: 0 P: 16	R: 0 E: 0 K: 0 S: 8	H: 0 LOB: 0 BB: 0 P: 11	R: 1 E: 0 K: 0 S: 10	H: 1 LOB: 0 BB: 0 P: 16	1B: 3 2B: 1 3B: 0 HR: 2	SF: 0 SAC: 0 DP: 1 HBP: 0	WP: 0 PB: 0 SB: 0 CS: 0	PA: 33					
PITCHER	IP	WLS	BF	H	R	ER	SO	BB	IBB	HBP	BLK	WP	HR	S	P	ERA	WHIP										
Jason Marquis, R ERA: 4.2	6.2	W	25	5	2	2	5	1	0	0	0	0	1	56	81	2.70	0.900										
49 Carlos Marmol, R ERA: 1.45	0.1	H	1	0	0	0	0	0	0	0	0	0	0	3	4	0.00	0.000										
Bob Howry, R ERA: 3.61	1.0	H	3	0	0	0	0	0	0	0	0	0	0	8	11	0.00	0.000										
46 Ryan Dempster, R ERA: 3.4	1.0	S	4	1	1	1	0	0	0	0	0	0	1	10	16	9.00	1.000										

Batter	1	2	3	4	5	6	7	8	9	AB	R	H	RBI	BB	SO	LOB	BOTTOM										
12 Alfonso Soriano, R OBP: 0.334, SLG: 0.507										3	1	1	0	1	0	1	Houston Astros @ Chicago Cubs Wrigley Field, Chicago, IL Sat Sep 01 2007, 12:05 PM CDT Att: 40,606 - Sunny - 75 F										
2 Ryan Theriot, R OBP: 0.341, SLG: 0.367										4	0	1	0	0	1	1											
25 Derrek Lee, R OBP: 0.394, SLG: 0.488										4	2	2	1	0	1	1											
16 Aramis Ramirez, R OBP: 0.367, SLG: 0.545										4	1	2	2	0	0	0											
Craig Monroe, R OBP: 0.266, SLG: 0.371										3	0	0	0	0	1	1											
33 Danyle Ward, L OBP: 0.434, SLG: 0.517										1	0	1	0	0	0	0											
20 Felix Pie, L OBP: 0.269, SLG: 0.335										0	0	0	0	0	0	0											
Mark DeRosa, R OBP: 0.380, SLG: 0.414										3	0	0	0	0	2	3											
Jason Kendall, R OBP: 0.303, SLG: 0.318											3	0	0	0	0	3											
Jacque Jones, L OBP: 0.324, SLG: 0.390										3	0	0	0	0	0	1											
Jason Marquis, L OBP: 0.164, SLG: 0.250										1	0	0	0	0	0	0											
49 Carlos Marmol, R ERA: 3.86										0	0	0	0	0	0	0											
17 Mike Fontenot, L OBP: 0.341, SLG: 0.420										1	0	0	0	0	0	0											
Bob Howry, L ERA: 4.53										0	0	0	0	0	0	0											
46 Ryan Dempster, R ERA: 3.4										0	0	0	0	0	0	0											
Inning Stats	R: 0 E: 0 K: 0 S: 10	H: 0 LOB: 0 BB: 0 P: 11	R: 0 E: 1 K: 0 S: 11	H: 0 LOB: 1 BB: 0 P: 16	R: 1 E: 1 K: 1 S: 10	H: 1 LOB: 1 BB: 1 P: 18	R: 0 E: 0 K: 1 S: 6	H: 0 LOB: 0 BB: 0 P: 8	R: 0 E: 0 K: 0 S: 8	H: 0 LOB: 1 BB: 0 P: 12	R: 2 E: 0 K: 1 S: 15	H: 2 LOB: 1 BB: 0 P: 27	R: 0 E: 0 K: 1 S: 9	H: 1 LOB: 1 BB: 0 P: 10	R: 1 E: 0 K: 1 S: 13	H: 3 LOB: 1 BB: 0 P: 21	R: 1 E: 0 K: 1 S: 10	H: 0 LOB: 1 BB: 0 P: 10	1B: 4 2B: 1 3B: 0 HR: 2	SF: 0 SAC: 1 DP: 0 HBP: 2	WP: 0 PB: 0 SB: 0 CS: 0	PA: 34					
PITCHER	IP	WLS	BF	H	R	ER	SO	BB	IBB	HBP	BLK	WP	HR	S	P	ERA	WHIP										
Troy Patton, L ERA: 3.86	6.0	L	25	3	3	2	3	1	0	2	0	0	1	60	92	3.00	0.667										
43 Chris Sampson, R ERA: 4.53	2.0		9	4	1	1	2	0	0	0	0	0	1	22	31	4.50	2.000										

livebaseballscores.com

AB 32
R 3
H 6
RBI 3
BB 1
SO 5
LOB 6

livebaseballscores.com

AB 30
R 4
H 7
RBI 3
BB 1
SO 5
LOB 11

Batter	1	2	3	4	5	6	7	8	9	AB	R	H	RBI	BB	SO	LOB	TOP			
9 Hunter Pence, R OBP: 0.360, SLG: 0.553										3	1	1	1	2	0	0				
Craig Biggio, R OBP: 0.286, SLG: 0.394										4	0	0	0	0	2	3				
Mark McLemore, L										0	0	0	0	0	0	0				
Dave Borkowski, R										0	0	0	0	0	0	0				
Trever Miller, R										0	0	0	0	0	0	0				
Luke Scott, L OBP: 0.350, SLG: 0.500										1	0	0	0	0	1	0				
17 Lance Berkman, S OBP: 0.387, SLG: 0.497										3	2	1	2	1	1	0				
45 Carlos Lee, R OBP: 0.357, SLG: 0.529										4	0	0	0	0	0	3				
21 Ty Wigginton, R OBP: 0.335, SLG: 0.452										4	1	2	1	0	1	0				
Chris Burke, R OBP: 0.306, SLG: 0.337										3	0	0	0	1	1	1				
Eric Bruntlett, R OBP: 0.333, SLG: 0.279										3	0	1	1	1	2	2				
Eric Munson, L OBP: 0.313, SLG: 0.385										4	0	0	0	0	0	2				
Woody Williams, R OBP: 0.091, SLG: 0.145										2	1	1	0	0	0	0				
Josh Anderson, L										1	0	0	0	0	1	0				
Mark Loretta, R OBP: 0.344, SLG: 0.354										1	0	0	0	0	0	1				
Chad Qualls, R										0	0	0	0	0	0	0				
Inning Stats	R: 2 E: 0 K: 2 S: 18	H: 2 LOB: 2 BB: 34	R: 1 E: 0 K: 0 S: 10	H: 2 LOB: 2 BB: 17	R: 0 E: 0 K: 3 S: 13	H: 0 LOB: 0 BB: 16	R: 0 E: 0 K: 0 S: 11	H: 0 LOB: 1 BB: 18	R: 2 E: 0 K: 0 S: 13	H: 2 LOB: 0 BB: 23	R: 0 E: 0 K: 2 S: 8	H: 0 LOB: 0 BB: 14	R: 0 E: 0 K: 0 S: 9	H: 0 LOB: 1 BB: 18	R: 0 E: 0 K: 2 S: 9	H: 0 LOB: 0 BB: 13	1B: 2 2B: 3 3B: 0 HR: 1	SF: 0 SAC: 0 DP: 0 HBP: 1	WP: 0 PB: 0 SB: 3 CS: 0	PA: 39
PITCHER	IP: 5.0 WLS: 3 BF: 26 ERA: 3.84	H: 6 R: 5 ER: 5 SO: 5	BB: 4 IBB: 0 HBP: 1 BLK: 0	WP: 0 HR: 1 S: 65 P: 108	ERA: 9.00 WHIP: 2.000	IP: 1.0 WLS: 3 BF: 3 ERA: 3.33	H: 0 R: 0 ER: 0 SO: 2	BB: 0 IBB: 0 HBP: 0 BLK: 0	WP: 0 HR: 0 S: 9 P: 13	ERA: 0.00 WHIP: 0.000										
53 Rich Hill, L	5.0	6	5	5	4	0	1	0	0	1	65	108	9.00	2.000						
43 Michael Wuertz, R	1.0	3	0	0	2	0	0	0	0	0	8	14	0.00	0.000						
34 Kerry Wood, R	1.1	5	0	0	0	1	0	0	0	0	11	22	0.00	0.750						
47 Scott Eyre, L	0.1	1	0	0	0	0	0	0	0	0	5	8	0.00	0.000						
49 Carlos Marmol, R	0.1	W	1	0	0	0	0	0	0	0	1	2	0.00	0.000						

Houston Astros @ Chicago Cubs
Wrigley Field, Chicago, IL
Sun Sep 02 2007, 1:20 PM CDT
Att: 41,415 - Sunny - 80 F

AB	33
R	5
H	6
RBI	5
BB	5
SO	9
LOB	12



Batter	1	2	3	4	5	6	7	8	9	AB	R	H	RBI	BB	SO	LOB	BOTTOM		
12 Alfonso Soriano, R OBP: 0.335, SLG: 0.509										4	1	2	1	0	1	0			
2 Ryan Theriot, R OBP: 0.342, SLG: 0.365										4	1	1	1	1	0	2			
25 Derrek Lee, R OBP: 0.398, SLG: 0.497										4	1	3	3	0	0	2			
16 Aramis Ramirez, R OBP: 0.369, SLG: 0.544										3	0	1	0	1	2	4			
17 Mike Fontenot, L OBP: 0.339, SLG: 0.417										1	0	0	0	0	0	0			
Cliff Floyd, L OBP: 0.358, SLG: 0.383										2	0	0	0	1	1	4			
19 Matt Murton, R OBP: 0.346, SLG: 0.421										1	1	1	1	0	0	0			
20 Felix Pie, L OBP: 0.269, SLG: 0.335										0	0	0	0	0	0	0			
Mark DeRosa, R OBP: 0.357, SLG: 0.410										4	0	0	0	0	0	3			
Jacque Jones, L OBP: 0.324, SLG: 0.387										3	1	0	0	1	2	0			
Jason Kendall, R OBP: 0.303, SLG: 0.316										3	1	0	0	0	0	1			
53 Rich Hill, L	5.0	6	5	5	4	0	1	0	0	1	65	108	9.00	2.000					
43 Michael Wuertz, R	1.0	3	0	0	2	0	0	0	0	0	8	14	0.00	0.000					
Craig Monroe, R	1.1	5	0	0	0	1	0	0	0	0	11	22	0.00	0.750					
34 Kerry Wood, R	0.1	1	0	0	0	0	0	0	0	0	5	8	0.00	0.000					

Batter	1	2	3	4	5	6	7	8	9	AB	R	H	RBI	BB	SO	LOB	TOP											
15 Rafael Furcal, S 14 Chin-Lung Hu, R										5	0	1	0	0	2	3												
9 Juan Pierre, L OBP: 0.324, SLG: 0.349										4	2	1	0	1	0	1												
16 Andre Ethier, L OBP: 0.355, SLG: 0.450										5	1	2	0	0	1	2												
12 Jeff Kent, R Ramon Martinez, R										3	1	1	2	1	1	2												
Luis Gonzalez, L 27 Matt Kemp, R										3	3	2	0	1	1	1												
55 Russell Martin, R Mike Lieberthal, R										2	2	2	2	1	0	0												
7 James Loney, L OBP: 0.366, SLG: 0.467										4	1	2	3	1	1	2	AB 38											
28 Andy LaRoche, R OBP: 0.422, SLG: 0.267										5	1	1	2	0	1	3	R 11											
21 Esteban Loaiza, R 45 Scott Proctor, R										3	0	1	2	0	1	1	H 13											
Olmedo Saenz, R D.J. Houlton, R										0	0	0	0	0	0	0	RBI 11											
	R: 0 E: 0 K: 2 S: 10	H: 1 LOB: 1 BB: 0 P: 16	R: 1 E: 0 K: 1 S: 10	H: 2 LOB: 1 BB: 0 P: 16	R: 0 E: 0 K: 1 S: 8	H: 0 LOB: 0 BB: 0 P: 12	R: 3 E: 0 K: 2 S: 16	H: 2 LOB: 1 BB: 3 P: 34	R: 4 E: 2 K: 0 S: 23	H: 3 LOB: 2 BB: 2 P: 40	R: 3 E: 0 K: 0 S: 12	H: 4 LOB: 1 BB: 0 P: 20	R: 0 E: 0 K: 0 S: 9	H: 0 LOB: 0 BB: 0 P: 10	R: 0 E: 0 K: 2 S: 10	H: 0 LOB: 0 BB: 0 P: 16	R: 0 E: 0 K: 3 S: 9	H: 0 LOB: 0 BB: 0 P: 12	1B: 9 2B: 5 3B: 0 HR: 0	SF: 1 SAC: 1 DP: 1 HBP: 0	WP: 0 PB: 0 SB: 0 CS: 1	PA: 45						
PITCHER	IP	WLS	BF	H	R	ER	SO	BB	IBB	HBP	BLK	WP	HR	S	P	ERA	WHIP											
38 Carlos Zambrano, R 13 Will Ohman, L 36 Sean Gallagher, R 47 Scott Eyre, L 43 Michael Wuerzt, R	4.1 0.2 2.0 1.0 1.0	L 4 11 3 3	24 5 11 0 0	7 1 1 0 0	8 0 3 0 0	8 0 3 0 0	6 0 3 2 3	5 0 0 0 0	0 0 0 0 0	0 0 0 0 0	0 0 0 0 0	0 0 0 0 0	0 0 0 0 0	0 0 0 0 0	15 21 10 9	22 30 16 12	16.61 0.00 13.50 0.00 0.00	2.769 1.500 2.500 0.000 0.000										

Los Angeles Dodgers @ Chicago Cubs
Wrigley Field, Chicago, IL
Mon Sep 03 2007, 3:05 PM CDT
Att: 41,070 - Sunny - 78 F

livebaseballscores.com

AB 38
R 11
H 13
RBI 11
BB 5
SO 11
LOB 15

Batter	1	2	3	4	5	6	7	8	9	AB	R	H	RBI	BB	SO	LOB	BOTTOM											
12 Alfonso Soriano, R Craig Monroe, R										3	2	2	1	0	1	1												
2 Ryan Theriot, R 17 Mike Fontenot, L										2	0	1	1	1	0	0												
25 Derrek Lee, R Ronny Cedeno, R										3	0	0	0	0	0	3												
16 Aramis Ramirez, R 33 Danyle Ward, L										3	0	0	0	0	1	0												
19 Matt Murton, R										4	1	1	0	0	0	2												
Mark DeRosa, R										4	0	2	1	0	0	1												
Jacque Jones, L 47 Scott Eyre, L 43 Michael Wuerzt, R 18 Geovany Soto, R										3	0	1	0	0	0	1	AB 35											
24 Henry Blanco, R										4	0	0	0	0	1	4	R 3											
38 Carlos Zambrano, S 13 Will Ohman, L 3 Eric Patterson, L 36 Sean Gallagher, R 20 Felix Pie, L										1	0	1	0	0	0	0	H 10											
	R: 1 E: 1 K: 0 S: 10	H: 1 LOB: 1 BB: 0 P: 15	R: 0 E: 0 K: 0 S: 7	H: 0 LOB: 0 BB: 0 P: 11	R: 1 E: 0 K: 0 S: 12	H: 3 LOB: 0 BB: 0 P: 15	R: 0 E: 0 K: 1 S: 11	H: 2 LOB: 2 BB: 0 P: 13	R: 0 E: 0 K: 1 S: 7	H: 1 LOB: 1 BB: 1 P: 13	R: 1 E: 0 K: 0 S: 11	H: 2 LOB: 1 BB: 0 P: 14	R: 0 E: 0 K: 0 S: 11	H: 0 LOB: 0 BB: 0 P: 15	R: 0 E: 0 K: 1 S: 10	H: 0 LOB: 1 BB: 1 P: 14	R: 0 E: 1 K: 1 S: 10	H: 1 LOB: 2 BB: 1 P: 15	1B: 7 2B: 2 3B: 0 HR: 1	SF: 0 SAC: 0 DP: 3 HBP: 0	WP: 0 PB: 0 SB: 1 CS: 0	PA: 38						
PITCHER	IP	WLS	BF	H	R	ER	SO	BB	IBB	HBP	BLK	WP	HR	S	P	ERA	WHIP											
21 Esteban Loaiza, R 45 Scott Proctor, R D.J. Houlton, R	7.0 1.0 1.0	W 4 5	29 0 1	9 0 1	3 0 0	3 0 0	3 1 1	1 0 0	0 0 0	0 0 0	0 0 0	0 0 0	0 0 0	0 0 0	69 10 10	96 14 15	3.86 0.00 0.00	1.429 1.000 2.000										

Los Angeles Dodgers @ Chicago Cubs
Wrigley Field, Chicago, IL
Mon Sep 03 2007, 3:05 PM CDT
Att: 41,070 - Sunny - 78 F

livebaseballscores.com

AB 35
R 3
H 10
RBI 3
BB 3
SO 5
LOB 18

Batter	1	2	3	4	5	6	7	8	9	AB	R	H	RBI	BB	SO	LOB	TOP								
15 Rafael Furcal, S OBP: 0.344, SLG: 0.364	G3		G4-3		G6-3		F7-2			5	1	1	0	0	0	4									
9 Juan Pierre, L OBP: 0.325, SLG: 0.349	G1-3		G4-3		G6-3				F7	5	0	2	2	0	0	0									
27 Matt Kemp, R OBP: 0.377, SLG: 0.535	E5									5	1	4	1	0	0	0									
12 Jeff Kent, R OBP: 0.370, SLG: 0.493	CS									5	0	1	0	0	1	4									
13 Tony Abreu, S OBP: 0.326, SLG: 0.415									K	0	0	0	0	0	0	0									
Luis Gonzalez, L OBP: 0.362, SLG: 0.431										3	0	2	1	1	0	0									
Wilson Valdez, R OBP: 0.263, SLG: 0.309										0	1	0	0	0	0	0									
16 Andre Ethier, L OBP: 0.354, SLG: 0.448										1	0	0	0	0	1	1									
55 Russell Martin, R OBP: 0.380, SLG: 0.477										4	0	1	0	0	0	3									
7 James Loney, L OBP: 0.368, SLG: 0.466										3	1	1	0	1	1	2									
28 Andy LaRoche, R OBP: 0.418, SLG: 0.292										3	1	1	1	0	2	0									
Ramon Martinez, R OBP: 0.243, SLG: 0.218										0	0	0	1	1	0	0									
31 Brad Penny, R OBP: 0.276, SLG: 0.339										3	1	1	0	0	1	1									
Mark Sweeney, L OBP: 0.344, SLG: 0.385										1	0	0	0	0	1	3									
51 Jonathan Broxton, R										0	0	0	0	0	0	0									
44 Takashi Saito, L										0	0	0	0	0	0	0									
Inning Stats	R: 0 E: 1 K: 0 S: 7	H: 0 LOB: 0 BB: 0 P: 13	R: 0 E: 0 K: 0 S: 7	H: 1 LOB: 1 BB: 1 P: 14	R: 0 E: 0 K: 1 S: 7	H: 0 LOB: 0 BB: 0 P: 10	R: 1 E: 0 K: 0 S: 9	H: 2 LOB: 1 BB: 0 P: 14	R: 2 E: 0 K: 2 S: 13	H: 4 LOB: 2 BB: 0 P: 16	R: 0 E: 0 K: 0 S: 8	H: 0 LOB: 0 BB: 0 P: 15	R: 2 E: 0 K: 1 S: 16	H: 4 LOB: 2 BB: 0 P: 23	R: 1 E: 0 K: 1 S: 14	H: 2 LOB: 2 BB: 2 P: 27	R: 0 E: 0 K: 2 S: 12	H: 1 LOB: 1 BB: 0 P: 17	1B: 10 2B: 5 3B: 1 HR: 0	SF: 0 SAC: 0 DP: 2 HBP: 0	WP: 0 PB: 0 SB: 2 CS: 1	PA: 42			
PITCHER	IP	WLS	BF	H	R	ER	SO	BB	IBB	HBP	BLK	WP	HR	S	P	ERA	WHIP								
52 Steve Trachsel, R ERA: 4.48	6.0	L	24	7	3	3	3	1	0	0	0	0	0	51	82	4.50	1.333								
34 Kerry Wood, R ERA: 3.95	1.0		7	4	2	2	1	0	0	0	0	0	0	16	23	18.00	4.000								
13 Will Ohman, L ERA: 5.23	0.0		3	2	1	1	0	0	1	0	0	0	0	7	14	∞	∞								
22 Kevin Hart, R ERA:	2.0		7	1	0	0	3	1	0	0	0	0	0	19	30	0.00	1.000								

Los Angeles Dodgers @ Chicago Cubs
Wrigley Field, Chicago, IL
Tue Sep 04 2007, 7:05 PM CDT
Att: 37,834 - Clear - 80 F

AB 38
R 6
H 14
RBI 6
BB 3
SO 7
LOB 18



Batter	1	2	3	4	5	6	7	8	9	AB	R	H	RBI	BB	SO	LOB	BOTTOM								
12 Alfonso Soriano, R OBP: 0.336, SLG: 0.516	P6									4	0	1	0	0	0	1									
2 Ryan Theriot, R OBP: 0.343, SLG: 0.365	G1-3									4	0	1	0	0	0	1									
25 Derrek Lee, R OBP: 0.395, SLG: 0.494	G6-4-3									4	0	1	0	0	1	2									
16 Aramis Ramirez, R OBP: 0.367, SLG: 0.538	G6-3									3	1	1	0	1	0	1									
33 Daryle Ward, L OBP: 0.441, SLG: 0.527										3	1	2	1	1	0	1									
Mark DeRosa, R OBP: 0.382, SLG: 0.413	L9									3	0	2	0	1	0	3									
Jacque Jones, L OBP: 0.321, SLG: 0.382										4	0	0	1	0	1	4									
Jason Kendall, R OBP: 0.300, SLG: 0.313	G6-3									4	0	0	0	0	0	1									
52 Steve Trachsel, R ERA: 2.82	G6-3									2	0	0	0	0	0	0									
34 Kerry Wood, R ERA: 2.13										0	0	0	0	0	0	0									
17 Mike Fontenot, L OBP: 0.339, SLG: 0.413										0	0	0	0	1	0	0									
13 Will Ohman, L										0	0	0	0	0	0	0									
22 Kevin Hart, R										0	0	0	0	0	0	0									
Inning Stats	R: 0 E: 0 K: 0 S: 8	H: 2 LOB: 3 BB: 2 P: 20	R: 0 E: 0 K: 1 S: 9	H: 0 LOB: 0 BB: 0 P: 13	R: 0 E: 0 K: 0 S: 9	H: 1 LOB: 1 BB: 0 P: 14	R: 1 E: 0 K: 0 S: 13	H: 2 LOB: 0 BB: 0 P: 18	R: 0 E: 0 K: 0 S: 6	H: 0 LOB: 0 BB: 0 P: 7	R: 1 E: 1 K: 1 S: 9	H: 2 LOB: 1 BB: 0 P: 10	R: 0 E: 0 K: 0 S: 7	H: 0 LOB: 1 BB: 1 P: 12	R: 0 E: 0 K: 0 S: 6	H: 1 LOB: 0 BB: 0 P: 9	R: 0 E: 0 K: 0 S: 5	H: 0 LOB: 0 BB: 1 P: 10	1B: 6 2B: 3 3B: 0 HR: 0	SF: 0 SAC: 0 DP: 5 HBP: 0	WP: 0 PB: 0 SB: 0 CS: 0	PA: 35			
PITCHER	IP	WLS	BF	H	R	ER	SO	BB	IBB	HBP	BLK	WP	HR	S	P	ERA	WHIP								
31 Brad Penny, R ERA: 2.82	7.0	W	29	7	2	1	2	3	0	0	0	0	0	61	94	1.29	1.429								
51 Jonathan Broxton, R ERA: 2.13	1.0		3	1	0	0	0	0	0	0	0	0	0	6	9	0.00	1.000								
44 Takashi Saito, R ERA: 1.31	1.0		3	0	0	0	0	1	0	0	0	0	0	5	10	0.00	1.000								


Los Angeles Dodgers @ Chicago Cubs
Wrigley Field, Chicago, IL
Tue Sep 04 2007, 7:05 PM CDT
Att: 37,834 - Clear - 80 F

AB 31
R 2
H 8
RBI 2
BB 4
SO 2
LOB 14



Batter	1	2	3	4	5	6	7	8	9	AB	R	H	RBI	BB	SO	LOB	TOP										
15 Rafael Furcal, S OBP: 0.339, SLG: 0.358	F8			B1-3		G4-3		P3	FC4-6 1B 27 WP	5	1	0	0	0	0	2	Los Angeles Dodgers @ Chicago Cubs Wrigley Field, Chicago, IL Thu Sep 06 2007, 1:20 PM CDT Att: 39,397 - Overcast - 81 F										
9 Juan Pierre, L OBP: 0.325, SLG: 0.349	G3-1			G4-3		G4-3	HBP	F9	27 S 1B	4	0	1	0	0	0	0											
27 Matt Kemp, R OBP: 0.371, SLG: 0.536	G6-3			P4		G6-3		HR	K2-3	5	1	1	1	0	1	3											
Luis Gonzalez, L OBP: 0.359, SLG: 0.427 44 Takashi Saito, L (9, 1)	G4-3				F8			P6		4	0	0	0	0	1	0											
55 Russell Martin, R OBP: 0.381, SLG: 0.477	L8				K				7 1B 16 HR	4	2	2	0	0	1	0											
7 James Loney, L OBP: 0.398, SLG: 0.478 Wilson Valdez, R (9, PR) Ramon Martinez, R OBP: 0.243, SLG: 0.218	K				HR				16 HR	4	1	3	2	0	1	0											
28 Andy LaRoche, R OBP: 0.400, SLG: 0.275 16 Andre Ethier, L OBP: 0.354, SLG: 0.455				G5-3		K			HR	3	0	0	0	0	1	1											
13 Tony Abreu, S OBP: 0.333, SLG: 0.413				L8					G4-3	3	0	1	0	1	0	1											
Derek Lowe, R OBP: 0.196, SLG: 0.113 51 Jonathan Broxton, R (7, 1) Joe Beimel, L (7, 1) Mark Sweeney, L OBP: 0.349, SLG: 0.391 (9, 3)	F8					SH1-4		F8	15 FC4-6 1B	2	0	0	0	0	0	2											
Inning Stats	R: 0 E: 0 K: 0 S: 7	H: 0 LOB: 0 BB: 0 P: 10	R: 0 E: 0 K: 1 S: 8	H: 0 LOB: 0 BB: 0 P: 12	R: 0 E: 0 K: 0 S: 6	H: 0 LOB: 0 BB: 0 P: 7	R: 0 E: 0 K: 0 S: 5	H: 0 LOB: 0 BB: 0 P: 7	R: 1 E: 0 K: 2 S: 13	H: 1 LOB: 0 BB: 0 P: 21	R: 0 E: 0 K: 0 S: 6	H: 1 LOB: 2 BB: 0 P: 11	R: 1 E: 0 K: 1 S: 14	H: 2 LOB: 2 BB: 1 P: 23	R: 1 E: 0 K: 0 S: 7	H: 1 LOB: 0 BB: 0 P: 10		R: 4 E: 0 K: 1 S: 27	H: 5 LOB: 2 BB: 0 P: 32	1B: 6 2B: 1 3B: 0 HR: 3	SF: 0 SAC: 1 DP: 0 HBP: 1	WP: 1 PB: 0 SB: 2 CS: 0	PA: 39				
PITCHER	IP	WLS	BF	H	R	ER	SO	BB	IBB	HBP	BLK	WP	HR	S	P	ERA	WHIP										
Jason Marquis, R ERA: 4.13	7.0		27	4	2	2	4	0	1	1	0	0	1	59	91	2.57	0.571										
Bob Howry, R ERA: 3.63	1.0	H	4	1	1	1	0	0	0	0	0	0	1	7	10	9.00	1.000										
46 Ryan Dempster, R ERA: 3.88	0.2	L	7	5	4	4	0	0	0	0	0	0	1	23	28	54.00	7.500										
43 Michael Wuertz, R ERA: 3.64	0.1		1	0	0	0	1	0	0	0	0	1	0	4	4	0.00	0.000										

AB 36
R 7
H 10
RBI 6
BB 1
SO 5
LOB 9



Batter	1	2	3	4	5	6	7	8	9	AB	R	H	RBI	BB	SO	LOB	BOTTOM										
12 Alfonso Soriano, R OBP: 0.337, SLG: 0.528	HR			K		F8		HR	K	5	2	4	0	2	0		Los Angeles Dodgers @ Chicago Cubs Wrigley Field, Chicago, IL Thu Sep 06 2007, 1:20 PM CDT Att: 39,397 - Overcast - 81 F										
2 Ryan Theriot, R OBP: 0.343, SLG: 0.369	G5-3			K				G4-3	P4	5	0	1	0	0	1	1											
25 Derrek Lee, R OBP: 0.397, SLG: 0.493	33 BB 1B									3	0	2	0	1	1	1											
33 Darvle Ward, L OBP: 0.248, SLG: 0.156 16 Aramis Ramirez, R OBP: 0.363, SLG: 0.424 Ronny Cedeno, R OBP: 0.165, SLG: 0.241 Bob Howry, L (8, 1) 46 Ryan Dempster, R (9, 1) 43 Michael Wuertz, R (9, 1)	BB BB			G3-4-1		G4-3		G5-4-3 HBP		2	0	0	0	0	1	2											
Mark DeRosa, R OBP: 0.365, SLG: 0.415	BB			G4-3		G6-3		G5-4-3		3	0	0	0	1	0	2											
Jacque Jones, L OBP: 0.319, SLG: 0.380	K			G6-3		K		P5		4	0	0	0	0	2	2											
Jason Kendall, R OBP: 0.299, SLG: 0.310	L7			G4-3		G6-3		G6-3		3	0	0	0	1	0	0											
17 Mike Fontenot, L OBP: 0.342, SLG: 0.415	G4-3									4	1	2	0	0	1	0											
Jason Marquis, L OBP: 0.199, SLG: 0.242 Cliff Floyd, L OBP: 0.363, SLG: 0.385 57 Sam Fuld, L (7, PR) (8, 9)	G4-3									2	0	0	0	0	0	2											
20 Felix Pie, L OBP: 0.270, SLG: 0.335				G4-3					K	0	0	0	0	1	0	0											
Inning Stats	R: 1 E: 0 K: 1 S: 8	H: 2 LOB: 2 BB: 2 P: 19	R: 0 E: 0 K: 0 S: 8	H: 0 LOB: 0 BB: 0 P: 10	R: 0 E: 0 K: 2 S: 11	H: 0 LOB: 1 BB: 1 P: 18	R: 0 E: 0 K: 0 S: 8	H: 1 LOB: 2 BB: 1 P: 15	R: 0 E: 0 K: 1 S: 6	H: 1 LOB: 0 BB: 0 P: 10	R: 0 E: 0 K: 1 S: 10	H: 0 LOB: 0 BB: 0 P: 15	R: 3 E: 0 K: 0 S: 14	H: 3 LOB: 2 BB: 1 P: 25	R: 0 E: 0 K: 1 S: 8	H: 0 LOB: 0 BB: 0 P: 10	R: 0 E: 0 K: 2 S: 7	H: 0 LOB: 0 BB: 0 P: 10	1B: 4 2B: 1 3B: 0 HR: 2	SF: 0 SAC: 0 DP: 1 HBP: 1	WP: 0 PB: 0 SB: 0 CS: 0	PA: 38					
PITCHER	IP	WLS	BF	H	R	ER	SO	BB	IBB	HBP	BLK	WP	HR	S	P	ERA	WHIP										
Derek Lowe, R ERA: 3.8	6.0		27	5	3	3	5	0	0	0	0	0	1	54	96	4.50	1.667										
51 Jonathan Broxton, R ERA: 2.25	0.1	B	3	2	1	1	0	0	0	0	0	0	1	6	9	27.00	6.000										
Joe Beimel, L ERA: 0.94	1.2	W	5	0	0	0	1	0	0	1	0	0	0	13	17	0.00	0.000										
44 Takashi Saito, R ERA: 1.29	1.0	S	3	0	0	0	2	0	0	0	0	0	0	7	10	0.00	0.000										

AB 32
R 4
H 7
RBI 4
BB 5
SO 8
LOB 10



Batter	1	2	3	4	5	6	7	8	9	AB	R	H	RBI	BB	SO	LOB	TOP							
12 Alfonso Soriano, R (1, 7) OBP: 0.333, SLG: 0.527	1-3 K	1-1 F8					0-0 HR		2-2 G1-3								4 1 1 2 0 1 1							
2 Ryan Theriot, R (1, 6) OBP: 0.341, SLG: 0.370	2-1 25 1B		3-2 G6-3				3-1 F9		0-1 G4-3								4 1 1 0 0 0 0							
25 Derrek Lee, R (1, 3) OBP: 0.397, SLG: 0.493	0-0 G1-3		1-0 F9				2-2 L4		0-0 G4-3								4 0 1 1 0 0 0							
16 Aramis Ramirez, R (1, 5) OBP: 0.371, SLG: 0.540	1-2 G1-3		0-0 F8				0-2 G5-3		0-0 G4-3								4 0 1 0 0 0 0							
Cliff Floyd, L (1, 9) OBP: 0.357, SLG: 0.379	0-0 G1-3		1-0 L7				0-0 P4		0-1 G3								4 0 0 0 0 0 2							
20 Felix Pie, L (9, 8) OBP: 0.270, SLG: 0.335	1-2 2-3		2-0 FC6-4				3-2 G5-3		1-1 3B								0 0 0 0 0 0 0							
Mark DeRosa, R (1, 4) OBP: 0.387, SLG: 0.413	2-3 K		2-0 1B				0-2 E8		2-2 F7								3 1 1 0 0 1 2							
Jason Kendall, R (1, 2) OBP: 0.300, SLG: 0.313		1-2 G6-3	0-2 FC6-4				0-0 E		2-2 3B								4 1 1 0 0 0 2							
Jacque Jones, L (1, 8) OBP: 0.321, SLG: 0.385		0-0 G4-3	2-2 CS				0-0 E3		1-0 3B								3 1 1 2 1 0 0							
38 Carlos Zambrano, S (1, 1) OBP: 0.271, SLG: 0.371		2-1 1B					4-1 38 SH2-4		1-3 K								2 0 1 0 0 1 0							
49 Carlos Marmol, R (7, 1)							1-2 12 HR		3-3 K								0 0 0 0 0 0 0							
Bob Howry, L (8, 1)							0-1 SH2-4										0 0 0 0 0 0 0							
18 Geovany Soto, R (9, PH) OBP: 0.444, SLG: 0.400							1-2										1 0 0 0 0 1 1							
46 Ryan Dempster, R (9, 1)																	0 0 0 0 0 0 0							
Inning Stats	R: 1 E: 0 K: 2 S: 14	H: 3 LOB: 2 BB: 0 P: 20	R: 0 E: 0 K: 0 S: 8	H: 1 LOB: 1 BB: 0 P: 12	R: 0 E: 0 K: 0 S: 6	H: 0 LOB: 0 BB: 0 P: 10	R: 0 E: 0 K: 0 S: 7	H: 1 LOB: 0 BB: 0 P: 12	R: 2 E: 0 K: 0 S: 9	H: 1 LOB: 0 BB: 1 P: 18	R: 0 E: 0 K: 0 S: 7	H: 0 LOB: 0 BB: 0 P: 10	R: 1 E: 2 K: 1 S: 8	H: 1 LOB: 0 BB: 0 P: 11	R: 0 E: 0 K: 0 S: 4	H: 0 LOB: 0 BB: 0 P: 4	R: 1 E: 0 K: 1 S: 10	H: 1 LOB: 1 BB: 0 P: 17	1B: 4 2B: 1 3B: 2 HR: 1	SF: 0 SAC: 1 DP: 0 HBP: 1	WP: 0 PB: 0 SB: 0 CS: 1	PA: 37		
PITCHER	IP WLS BF H R ER SO BB IBB HBP BLK WP HR S P ERA WHIP	IP WLS BF H R ER SO BB IBB HBP BLK WP HR S P ERA WHIP	IP WLS BF H R ER SO BB IBB HBP BLK WP HR S P ERA WHIP	IP WLS BF H R ER SO BB IBB HBP BLK WP HR S P ERA WHIP	IP WLS BF H R ER SO BB IBB HBP BLK WP HR S P ERA WHIP	IP WLS BF H R ER SO BB IBB HBP BLK WP HR S P ERA WHIP	IP WLS BF H R ER SO BB IBB HBP BLK WP HR S P ERA WHIP	IP WLS BF H R ER SO BB IBB HBP BLK WP HR S P ERA WHIP	IP WLS BF H R ER SO BB IBB HBP BLK WP HR S P ERA WHIP	IP WLS BF H R ER SO BB IBB HBP BLK WP HR S P ERA WHIP	IP WLS BF H R ER SO BB IBB HBP BLK WP HR S P ERA WHIP	IP WLS BF H R ER SO BB IBB HBP BLK WP HR S P ERA WHIP	IP WLS BF H R ER SO BB IBB HBP BLK WP HR S P ERA WHIP	IP WLS BF H R ER SO BB IBB HBP BLK WP HR S P ERA WHIP	IP WLS BF H R ER SO BB IBB HBP BLK WP HR S P ERA WHIP	IP WLS BF H R ER SO BB IBB HBP BLK WP HR S P ERA WHIP	IP WLS BF H R ER SO BB IBB HBP BLK WP HR S P ERA WHIP	IP WLS BF H R ER SO BB IBB HBP BLK WP HR S P ERA WHIP	IP WLS BF H R ER SO BB IBB HBP BLK WP HR S P ERA WHIP	IP WLS BF H R ER SO BB IBB HBP BLK WP HR S P ERA WHIP	IP WLS BF H R ER SO BB IBB HBP BLK WP HR S P ERA WHIP	IP WLS BF H R ER SO BB IBB HBP BLK WP HR S P ERA WHIP	IP WLS BF H R ER SO BB IBB HBP BLK WP HR S P ERA WHIP	IP WLS BF H R ER SO BB IBB HBP BLK WP HR S P ERA WHIP

Chicago Cubs @ Pittsburgh Pirates
PNC Park, Pittsburgh, PA
Sat Sep 08 2007, 7:05 PM EDT
Att: 33,373 - Cloudy - 81 F

AB 33
R 5
H 8
RBI 5
BB 1
SO 4
LOB 8



Batter	1	2	3	4	5	6	7	8	9	AB	R	H	RBI	BB	SO	LOB	BOTTOM							
3 Nyjer Morgan, L (1, 8) OBP: 0.296, SLG: 0.280	2-3 K		1-2 G1-3				1-2 G6-3		3-3 K								5 0 0 0 0 2 2							
13 Nate McLouth, L (1, 9) OBP: 0.334, SLG: 0.435	1-2 BB		4-2 BB				2-2 G3		1-2 25 BLK								2 0 1 0 1 0 0							
12 Freddy Sanchez, R (1, 4) OBP: 0.355, SLG: 0.458	0-0 F8		1-2 G5-3				2-1 F8		0-0 G2-3								4 0 0 0 0 0 3							
Jason Bay, R (1, 7) OBP: 0.331, SLG: 0.424	4-1 BB		2-3 K				1-0 G1-3		2-3 K								0 0 0 0 1 0 0							
41 Ryan Doumit, S (4, 9) OBP: 0.341, SLG: 0.472	1-2 BB																3 0 0 0 0 2 1							
25 Adam LaRoche, L (1, 3) OBP: 0.343, SLG: 0.461	2-3 K		0-0 G3-1				0-0 G3-1		4-2 26 BB								3 1 1 0 1 1 2							
19 José Bautista, R (1, 5) OBP: 0.341, SLG: 0.422		1-2 K					4-1 BB		4-1 26 BB								1 0 0 0 3 1 0							
26 Ronny Paulino, R (1, 2) OBP: 0.306, SLG: 0.390		1-0 G5-3					1-3 K		4-2 BB								3 0 0 0 1 1 4							
2 Jack Wilson, R (1, 6) OBP: 0.342, SLG: 0.416		2-3 K					2-0 L6		1-1 SF7								3 0 0 1 0 2 0							
45 Ian Snell, R (1, 1) OBP: 0.151, SLG: 0.100			0-3 K				1-3 K		0-2 F8								2 0 0 0 0 2 0							
Josh Phelps, R (7, PH) ERA: 1.4																	1 0 0 0 0 1 2							
52 Franquelis Osoria, R (8, 1) ERA: 3.93																	0 0 0 0 0 0 0							
34 John Grabow, L (9, 1) ERA: 3.61																	0 0 0 0 0 0 0							
Matt Kata, S (9, PH)																	1 0 0 0 0 0 0							
Inning Stats	R: 0 E: 0 K: 2 S: 12	H: 1 LOB: 2 BB: 1 P: 21	R: 0 E: 0 K: 2 S: 9	H: 0 LOB: 0 BB: 0 P: 13	R: 0 E: 0 K: 1 S: 13	H: 0 LOB: 1 BB: 1 P: 19	R: 0 E: 0 K: 2 S: 8	H: 0 LOB: 1 BB: 1 P: 15	R: 0 E: 0 K: 0 S: 6	H: 0 LOB: 0 BB: 0 P: 11	R: 1 E: 0 K: 1 S: 18	H: 1 LOB: 2 BB: 2 P: 31	R: 0 E: 0 K: 1 S: 12	H: 0 LOB: 3 BB: 2 P: 23	R: 0 E: 0 K: 2 S: 10	H: 0 LOB: 0 BB: 0 P: 13	1B: 2 2B: 0 3B: 0 HR: 0	SF: 1 SAC: 0 DP: 0 HBP: 1	WP: 0 PB: 0 SB: 0 CS: 0	PA: 37				
PITCHER	IP WLS BF H R ER SO BB IBB HBP BLK WP HR S P ERA WHIP	IP WLS BF H R ER SO BB IBB HBP BLK WP HR S P ERA WHIP	IP WLS BF H R ER SO BB IBB HBP BLK WP HR S P ERA WHIP	IP WLS BF H R ER SO BB IBB HBP BLK WP HR S P ERA WHIP	IP WLS BF H R ER SO BB IBB HBP BLK WP HR S P ERA WHIP	IP WLS BF H R ER SO BB IBB HBP BLK WP HR S P ERA WHIP	IP WLS BF H R ER SO BB IBB HBP BLK WP HR S P ERA WHIP	IP WLS BF H R ER SO BB IBB HBP BLK WP HR S P ERA WHIP	IP WLS BF H R ER SO BB IBB HBP BLK WP HR S P ERA WHIP	IP WLS BF H R ER SO BB IBB HBP BLK WP HR S P ERA WHIP	IP WLS BF H R ER SO BB IBB HBP BLK WP HR S P ERA WHIP	IP WLS BF H R ER SO BB IBB HBP BLK WP HR S P ERA WHIP	IP WLS BF H R ER SO BB IBB HBP BLK WP HR S P ERA WHIP	IP WLS BF H R ER SO BB IBB HBP BLK WP HR S P ERA WHIP	IP WLS BF H R ER SO BB IBB HBP BLK WP HR S P ERA WHIP	IP WLS BF H R ER SO BB IBB HBP BLK WP HR S P ERA WHIP	IP WLS BF H R ER SO BB IBB HBP BLK WP HR S P ERA WHIP	IP WLS BF H R ER SO BB IBB HBP BLK WP HR S P ERA WHIP	IP WLS BF H R ER SO BB IBB HBP BLK WP HR S P ERA WHIP	IP WLS BF H R ER SO BB IBB HBP BLK WP HR S P ERA WHIP	IP WLS BF H R ER SO BB IBB HBP BLK WP HR S P ERA WHIP	IP WLS BF H R ER SO BB IBB HBP BLK WP HR S P ERA WHIP	IP WLS BF H R ER SO BB IBB HBP BLK WP HR S P ERA WHIP	IP WLS BF H R ER SO BB IBB HBP BLK WP HR S P ERA WHIP

Chicago Cubs @ Pittsburgh Pirates
PNC Park, Pittsburgh, PA
Sat Sep 08 2007, 7:05 PM EDT
Att: 33,373 - Cloudy - 81 F

AB 28
R 1
H 2
RBI 1
BB 7
SO 12
LOB 14



Batter	1	2	3	4	5	6	7	8	9	AB	R	H	RBI	BB	SO	LOB	TOP					
12 Alfonso Soriano, R (1.7) OBP: 0.332, SLG: 0.529	G5-3	P6					L6		K	5	1	1	2	0	1	2	Chicago Cubs @ Pittsburgh Pirates PNC Park, Pittsburgh, PA Sun Sep 09 2007, 1:35 PM EDT Att: 21,861 - Cloudy - 77 F					
2 Ryan Theriot, R (1.6) OBP: 0.338, SLG: 0.367	G4-3		G5-3		G1-3		G6-3			4	0	0	0	0	0	0						
25 Derrek Lee, R (1.3) OBP: 0.396, SLG: 0.491	G6-3		G6-3				G6-3			4	0	1	0	0	0	0						
16 Aramis Ramirez, R (1.5) OBP: 0.370, SLG: 0.539		F9	F8						K	4	0	1	0	0	1	1						
19 Matt Murton, R (1.9) OBP: 0.341, SLG: 0.407		G4-3		G6-4-3	FC6-4		G1-3			4	1	2	0	0	0	2						
Jacque Jones, L (1.8) OBP: 0.323, SLG: 0.384		G4-3		G6-4-3			L5			3	1	1	0	1	1	1						
Mark DeRosa, R (1.4) OBP: 0.364, SLG: 0.409		G4-3		G6-4-3			L9		G6-3	4	0	0	0	0	0	5						
Jason Kendall, R (1.2) OBP: 0.300, SLG: 0.313							L7			3	0	1	2	0	0	1						
34 Kerry Wood, R (8.1)									P6	0	0	0	0	0	0	0						
13 Will Ohman, L (8.1)										0	0	0	0	0	0	0						
Cliff Floyd, L (9, PH) OBP: 0.356, SLG: 0.378										1	0	0	0	0	0	0						
52 Steve Trachsel, R (1.1) OBP: 0.125, SLG: 0.125										1	0	1	0	0	0	0						
22 Kevin Hart, R (3.1)										0	0	0	0	0	0	0						
63 Carmen Pignatiello, R (4.1)										0	0	0	0	0	0	0						
17 Mike Fontenot, L (5, PH) OBP: 0.270, SLG: 0.270										0	0	0	0	0	0	0						
45 Sean Marshall, L (5.1) OBP: 0.290, SLG: 0.290										0	0	0	0	0	0	0						
43 Michael Wuerztz, R (5.1) OBP: 0.290, SLG: 0.290										0	0	0	0	0	0	0						
47 Scott Eyre, L (8.1)										0	0	0	0	0	0	0						
18 Geovany Soto, R (8.2) OBP: 0.405, SLG: 0.505										2	1	1	1	0	1	0						
Inning Stats	R: 0 E: 0 K: 0 S: 7	H: 0 LOB: 0 BB: 0 P: 10	R: 2 E: 0 K: 0 S: 13	H: 3 LOB: 2 BB: 1 P: 22	R: 0 E: 0 K: 0 S: 9	H: 0 LOB: 0 BB: 0 P: 14	R: 0 E: 0 K: 0 S: 8	H: 2 LOB: 1 BB: 1 P: 11	R: 2 E: 0 K: 1 S: 13	H: 2 LOB: 1 BB: 1 P: 22	R: 0 E: 0 K: 1 S: 8	H: 0 LOB: 0 BB: 0 P: 10	R: 1 E: 0 K: 0 S: 11	H: 1 LOB: 0 BB: 0 P: 16	R: 0 E: 0 K: 0 S: 7	H: 1 LOB: 1 BB: 0 P: 10	R: 0 E: 0 K: 2 S: 10	H: 0 LOB: 0 BB: 0 P: 15	1B: 6 2B: 1 3B: 0 HR: 2	SF: 0 SAC: 0 DP: 1 HBP: 0	WP: 1 PB: 0 SB: 0 CS: 0	PA: 37
PITCHER	IP WLS BF H R ER SO BB IBB HBP BLK WP HR S P ERA WHIP																					
Matt Morris, R (1.1) ERA: 4.59	6.0 W 26 7 4 4 2 2 0 0 0 1 1 58 89 6.00 1.500																					
58 Romulo Sanchez, R (7.1) ERA: 2.09	1.0 H 4 1 1 1 0 0 0 0 0 0 1 11 16 9.00 1.000																					
Shawn Chacon, R (8.1) ERA: 3.94	1.0 H 4 1 0 0 0 0 0 0 0 0 0 7 10 0.00 1.000																					
55 Matt Capps, R (9.1) ERA: 2.1	1.0 3 0 0 0 2 0 0 0 0 0 0 10 15 0.00 0.000																					

AB	35
R	5
H	9
RBI	5
BB	2
SO	4
LOB	12



Batter	1	2	3	4	5	6	7	8	9	AB	R	H	RBI	BB	SO	LOB	BOTTOM			
3 Nnyer Morgan, L (1.8) OBP: 0.313, SLG: 0.300	L8									5	1	2	2	0	1	5	Chicago Cubs @ Pittsburgh Pirates PNC Park, Pittsburgh, PA Sun Sep 09 2007, 1:35 PM EDT Att: 21,861 - Cloudy - 77 F			
13 Nate McLouth, L (1.7) OBP: 0.335, SLG: 0.431	G3-1									3	1	0	0	2	1	4				
12 Freddy Sanchez, R (1.4) OBP: 0.355, SLG: 0.461	G5-3									5	0	2	4	0	1	2				
25 Adam LaRoche, L (1.3) OBP: 0.342, SLG: 0.460										5	1	1	0	0	2	3				
19 José Bautista, R (1.5) OBP: 0.342, SLG: 0.422										3	0	1	0	1	0	1				
51 Steve Pearce, R (1.9) OBP: 0.310, SLG: 0.429										3	2	2	1	1	0	1				
26 Ronny Paulino, R (1.2) OBP: 0.308, SLG: 0.390										3	1	1	0	1	1	2				
2 Jack Wilson, R (1.6) OBP: 0.345, SLG: 0.420										3	3	2	1	1	0	2				
Matt Morris, R (1.1) OBP: 0.228, SLG: 0.308										1	1	1	0	0	0	0				
Josh Phillips, R (5, PH) OBP: 0.405, SLG: 0.520										0	0	0	0	0	0	0				
58 Romulo Sanchez, R (7.1) ERA: 2.09										0	0	0	0	0	0	0				
Shawn Chacon, R (8.1) ERA: 3.94										1	0	1	2	0	0	0				
Jose Castillo, R (8, PH) OBP: 0.270, SLG: 0.270										0	0	0	0	0	0	0				
55 Matt Capps, R (9.1) ERA: 2.1										0	0	0	0	0	0	0				
Inning Stats	R: 0 E: 0 K: 0 S: 10	H: 0 LOB: 0 BB: 0 P: 14	R: 6 E: 0 K: 0 S: 21	H: 6 LOB: 1 BB: 1 P: 33	R: 0 E: 0 K: 2 S: 11	H: 1 LOB: 1 BB: 0 P: 13	R: 1 E: 0 K: 1 S: 14	H: 2 LOB: 0 BB: 0 P: 17	R: 0 E: 0 K: 0 S: 5	H: 1 LOB: 0 BB: 0 P: 7	R: 0 E: 0 K: 1 S: 18	H: 1 LOB: 3 BB: 2 P: 31	R: 0 E: 0 K: 2 S: 8	H: 0 LOB: 1 BB: 1 P: 15	R: 3 E: 0 K: 0 S: 17	H: 2 LOB: 2 BB: 3 P: 35	1B: 9 2B: 3 3B: 1 HR: 0	SF: 0 SAC: 1 DP: 1 HBP: 0	WP: 1 PB: 0 SB: 0 CS: 1	PA: 40
PITCHER	IP WLS BF H R ER SO BB IBB HBP BLK WP HR S P ERA WHIP																			
47 Scott Eyre, L (6.1) ERA: 4.63	1.2 6 0 0 0 0 0 0 0 0 0 0 16 19 6.75 1.500																			
34 Kerry Wood, R (8.1) ERA: 5.52	0.0 4 2 3 3 0 2 0 0 0 0 0 9 11 0.00 1.500																			
13 Will Ohman, L (8.1) ERA: 5.08	1.0 4 0 0 0 0 1 0 0 0 0 0 0 14 22 0.00 2.250																			

AB	32
R	10
H	13
RBI	10
BB	7
SO	6
LOB	20



Batter	1	2	3	4	5	6	7	8	9	AB	R	H	RBI	BB	SO	LOB	TOP								
13 Brendan Ryan, R OBP: 0.383, SLG: 0.460 56 Kelvin Jimenez, R (6, 1) 56 Skip Schumaker, L OBP: 0.341, SLG: 0.453 Mike Maroth, L OBP: 0.214, SLG: 0.286	1-2 F7		1-0 G5-3			0-1 F7		0-3 K		3	0	0	0	0	0	1									
So Taguchi, R OBP: 0.355, SLG: 0.376	0-0 F7		1-0 L7			3-1 HR		4-2 BB		3	1	1	2	1	0	0									
5 Albert Pujols, R OBP: 0.424, SLG: 0.563 47 Ryan Ludwick, R OBP: 0.315, SLG: 0.466	1-2 2B		1-2 F8		1-2 G6-3	3-2 L8		4-0 BB		3	0	1	0	0	0	0									
24 Rick Ankiel, L OBP: 0.364, SLG: 0.663	2-3 K		1-3 K		2-3 K	2-3 K		0-3 K		4	0	0	0	0	4	3									
4 Yadier Molina, R OBP: 0.346, SLG: 0.368 Russell Branyan, L OBP: 0.309, SLG: 0.439	1-1 F8		0-2 G6-3		0-0 L7			2-3 K		3	0	0	0	0	0	0									
Jim Edmonds, L OBP: 0.318, SLG: 0.399 Gary Bennett, R OBP: 0.266, SLG: 0.291	1-1 HR		0-0 G3		3-3 K			1-3 K		3	1	1	1	0	1	0									
Aaron Miles, S OBP: 0.342, SLG: 0.376	1-2 1B		1-3 K		0-3 K			0-0 G6-3		3	0	1	0	0	2	0									
35 Joel Pineiro, R OBP: 0.214, SLG: 0.083 Andy Cavazos, R (4, 1) 62 Brian Barden, R OBP: 0.198, SLG: 0.200 60 Brian Falkenberg, R (5, 1) Miguel Cairo, R OBP: 0.293, SLG: 0.311	1-3 K		1-1 F8		0-1 HR			1-0 F9		1	0	0	0	0	1	0									
David Eckstein, R OBP: 0.345, SLG: 0.356	2-2 G5-3				0-1 HR					3	1	1	0	0	0	0									
Inning Stats	R: 0 E: 0 K: 1 S: 12	H: 1 LOB: 1 BB: 0 P: 16	R: 1 E: 0 K: 1 S: 10	H: 2 LOB: 0 BB: 14 P: 14	R: 0 E: 0 K: 0 S: 7	H: 0 LOB: 0 BB: 11 P: 11	R: 0 E: 0 K: 1 S: 12	H: 0 LOB: 0 BB: 14 P: 14	R: 0 E: 0 K: 1 S: 6	H: 0 LOB: 0 BB: 0 P: 7	R: 2 E: 0 K: 1 S: 13	H: 2 LOB: 0 BB: 21 P: 21	R: 0 E: 0 K: 2 S: 7	H: 0 LOB: 0 BB: 13 P: 13	R: 0 E: 0 K: 1 S: 5	H: 0 LOB: 0 BB: 6 P: 6	R: 0 E: 0 K: 3 S: 13	H: 0 LOB: 2 BB: 2 P: 24	1B: 1 2B: 2 3B: 0 HR: 2	SF: 0 SAC: 0 DP: 0 HBP: 0	WP: 0 PB: 1 SB: 0 CS: 0	PA: 33			
PITCHER	IP WLS BF H R ER SO BB IBB HBP BLK WP HR S P ERA WHIP	7.0 W 25 5 3 3 7 0 0 0 0 0 2 67 96 3.86 0.714	1.0 3 0 0 0 1 0 0 0 0 0 0 5 6 0.00 0.000	1.0 5 0 0 0 3 2 0 0 0 0 0 13 24 0.00 2.000																					

St. Louis Cardinals @ Chicago Cubs
Wrigley Field, Chicago, IL
Mon Sep 10 2007, 2:20 PM CDT
Att: 40,358 - Cloudy - 58 F

AB 31
R 3
H 5
RBI 3
BB 2
SO 11
LOB 8



Batter	1	2	3	4	5	6	7	8	9	AB	R	H	RBI	BB	SO	LOB	BOTTOM								
12 Alfonso Soriano, R OBP: 0.332, SLG: 0.526 57 Sam Fuld, L	0-0 G6-3		1-1 F7		4-2 BB	3-1 1B		0-1 F9		5	0	1	0	1	0	4									
2 Ryan Theriot, R OBP: 0.335, SLG: 0.363	0-3 K		3-2 F8		2-2 L3-6	1-2 G4-6-3		1-0 FC6-4		5	0	0	0	0	1	6									
25 Derrek Lee, R OBP: 0.398, SLG: 0.500	2-1 1B		1-1 HR		0-1 F9	3-1 1B		1-0 L7		5	2	3	1	0	0	0									
Cliff Floyd, L OBP: 0.358, SLG: 0.377 20 Felix Pie, L OBP: 0.296, SLG: 0.333	1-2 1B		0-0 P4		1-1 16 2B	1-1 G5-3		0-0 G4-3		3	1	1	1	1	0	1									
16 Aramis Ramirez, R OBP: 0.375, SLG: 0.561 Ronny Cedeno, R OBP: 0.169, SLG: 0.273	2-2 F9		2-2 HR		1-3 2B	2-2 HBP		3-1 HR		5	3	4	2	0	0	1									
Mark DeRosa, R OBP: 0.385, SLG: 0.409 17 Mike Fontenot, L OBP: 0.350, SLG: 0.421	2-0 F9		0-0 2B		2-0 1B	1-2 G5-3		1-0 1B		3	1	1	0	0	0	1									
Jacque Jones, L OBP: 0.328, SLG: 0.391	1-3 K		2-2 2B		2-2 2B	4-0 HBP		2-1 1B		4	2	3	2	1	1	0									
Jason Kendall, R OBP: 0.301, SLG: 0.315	1-0 F8		2-1 2B		2-1 30 2B	1-1 F9		2-2 E6		4	2	1	1	0	0	5									
30 Ted Lilly, L ERA: 4.79 33 Darvise Ward, L OBP: 0.443, SLG: 0.516 Jason Marquis, L OBP: 0.299, SLG: 0.342 Bob Howry, R OBP: 0.296, SLG: 0.399 Craig Monroe, R OBP: 0.266, SLG: 0.311 43 Michael Wuerztz, R	1-3 K2-3		1-3 L3-6		1-3 K			3-1 1B		3	0	1	1	0	2	3									
Inning Stats	R: 1 E: 0 K: 1 S: 12	H: 2 LOB: 1 BB: 0 P: 17	R: 0 E: 0 K: 1 S: 6	H: 0 LOB: 0 BB: 10 P: 10	R: 0 E: 0 K: 1 S: 8	H: 0 LOB: 0 BB: 13 P: 13	R: 5 E: 0 K: 0 S: 23	H: 6 LOB: 1 BB: 1 P: 37	R: 1 E: 0 K: 1 S: 15	H: 2 LOB: 3 BB: 1 P: 25	R: 0 E: 0 K: 0 S: 9	H: 2 LOB: 1 BB: 0 P: 17	R: 1 E: 0 K: 0 S: 14	H: 1 LOB: 3 BB: 2 P: 30	R: 4 E: 1 K: 0 S: 19	H: 4 LOB: 1 BB: 0 P: 31	1B: 8 2B: 7 3B: 0 HR: 3	SF: 0 SAC: 0 DP: 2 HBP: 2	WP: 1 PB: 1 SB: 0 CS: 0	PA: 46					
PITCHER	IP WLS BF H R ER SO BB IBB HBP BLK WP HR S P ERA WHIP	3.1 L 18 2 0 0 0 1 0 0 0 0 0 10 16 0.00 1.500	0.2 2 0 0 0 0 1 0 0 0 0 0 0 15 25 9.00 3.000	1.0 7 2 1 1 1 1 0 1 0 0 0 23 47 4.50 2.000	1.0 8 4 4 1 0 0 0 0 0 0 1 1 19 31 9.00 4.000																				

St. Louis Cardinals @ Chicago Cubs
Wrigley Field, Chicago, IL
Mon Sep 10 2007, 2:20 PM CDT
Att: 40,358 - Cloudy - 58 F


AB 40
R 12
H 17
RBI 10
BB 4
SO 4
LOB 21



Batter	1	2	3	4	5	6	7	8	9	AB	R	H	RBI	BB	SO	LOB	TOP							
12 Alfonso Soriano, R OBP: 0.328, SLG: 0.520										5	1	1	1	0	1	6								
17 Mike Fontenot, L OBP: 0.350, SLG: 0.423										5	1	2	0	0	0	2								
Cliff Floyd, L OBP: 0.367, SLG: 0.412										3	2	1	1	1	0	1								
20 Felix Pie, L OBP: 0.267, SLG: 0.331										1	0	0	0	0	0	0								
16 Aramis Ramirez, R OBP: 0.369, SLG: 0.554										5	1	1	3	0	0	1								
33 Daryle Ward, L OBP: 0.446, SLG: 0.540										4	1	2	1	0	0	1								
Jason Kendall, R OBP: 0.303, SLG: 0.317										4	0	1	0	0	0	1								
Jacque Jones, L OBP: 0.331, SLG: 0.392										4	0	2	0	0	0	1	AB 38							
2 Ryan Theriot, R OBP: 0.335, SLG: 0.359										3	0	0	0	1	0	1	R 6							
52 Steve Trachsel, R OBP: 0.106, SLG: 0.100										2	0	0	0	0	1	3	H 11							
47 Scott Eyre, L OBP: 0.276, SLG: 0.371										0	0	0	0	0	0	0	RBI 6							
34 Kerry Wood, R OBP: 0.492, SLG: 0.625										0	0	0	0	0	1	1	BB 2							
19 Matt Murton, R OBP: 0.342, SLG: 0.425										0	0	0	0	1	1	0	SO 3							
49 Carlos Marmol, R OBP: 0.345, SLG: 0.288										0	0	0	0	0	0	0	LOB 18							
Inning Stats	R: 4 H: 5 E: 1 K: 1 S: 19	H: 5 LOB: 3 BB: 2 P: 32	R: 0 H: 1 E: 0 K: 0 S: 12	H: 1 LOB: 1 BB: 0 P: 18	R: 0 H: 0 E: 0 K: 0 S: 5	H: 0 LOB: 0 BB: 0 P: 8	R: 0 H: 0 E: 0 K: 0 S: 6	H: 0 LOB: 0 BB: 0 P: 10	R: 1 H: 1 E: 0 K: 0 S: 8	H: 1 LOB: 2 BB: 0 P: 11	R: 0 H: 2 E: 0 K: 1 S: 9	H: 2 LOB: 2 BB: 0 P: 14	R: 1 H: 2 E: 0 K: 0 S: 12	H: 2 LOB: 1 BB: 0 P: 16	R: 0 H: 0 E: 1 K: 1 S: 7	H: 0 LOB: 0 BB: 0 P: 11	R: 0 H: 0 E: 0 K: 0 S: 9	H: 0 LOB: 0 BB: 0 P: 13	1B: 6 2B: 1 3B: 0 HR: 4	SF: 0 SAC: 0 DP: 1 HBP: 0	WP: 0 PB: 0 SB: 0 CS: 0	PA: 40		
PITCHER	IP WLS BF H R ER SO BB IBB HBP BLK WP HR S P ERA WHIP	IP WLS BF H R ER SO BB IBB HBP BLK WP HR S P ERA WHIP	IP WLS BF H R ER SO BB IBB HBP BLK WP HR S P ERA WHIP	IP WLS BF H R ER SO BB IBB HBP BLK WP HR S P ERA WHIP	IP WLS BF H R ER SO BB IBB HBP BLK WP HR S P ERA WHIP	IP WLS BF H R ER SO BB IBB HBP BLK WP HR S P ERA WHIP	IP WLS BF H R ER SO BB IBB HBP BLK WP HR S P ERA WHIP	IP WLS BF H R ER SO BB IBB HBP BLK WP HR S P ERA WHIP	IP WLS BF H R ER SO BB IBB HBP BLK WP HR S P ERA WHIP	IP WLS BF H R ER SO BB IBB HBP BLK WP HR S P ERA WHIP	IP WLS BF H R ER SO BB IBB HBP BLK WP HR S P ERA WHIP	IP WLS BF H R ER SO BB IBB HBP BLK WP HR S P ERA WHIP	IP WLS BF H R ER SO BB IBB HBP BLK WP HR S P ERA WHIP	IP WLS BF H R ER SO BB IBB HBP BLK WP HR S P ERA WHIP	IP WLS BF H R ER SO BB IBB HBP BLK WP HR S P ERA WHIP	IP WLS BF H R ER SO BB IBB HBP BLK WP HR S P ERA WHIP	IP WLS BF H R ER SO BB IBB HBP BLK WP HR S P ERA WHIP	IP WLS BF H R ER SO BB IBB HBP BLK WP HR S P ERA WHIP	IP WLS BF H R ER SO BB IBB HBP BLK WP HR S P ERA WHIP	IP WLS BF H R ER SO BB IBB HBP BLK WP HR S P ERA WHIP	IP WLS BF H R ER SO BB IBB HBP BLK WP HR S P ERA WHIP	IP WLS BF H R ER SO BB IBB HBP BLK WP HR S P ERA WHIP	IP WLS BF H R ER SO BB IBB HBP BLK WP HR S P ERA WHIP	
9 Hunter Pence, R OBP: 0.363, SLG: 0.550										4	0	2	0	0	1	1								
Craig Biggio, R OBP: 0.285, SLG: 0.389										3	0	1	0	0	1	1								
17 Lance Berkman, S OBP: 0.382, SLG: 0.494										3	0	0	0	1	1	3								
45 Carlos Lee, R OBP: 0.349, SLG: 0.515										4	1	1	1	0	1	3								
Mike Lamb, L OBP: 0.364, SLG: 0.452										4	0	0	0	0	2	2								
Luke Scott, L OBP: 0.354, SLG: 0.517										4	0	2	0	0	0	0								
Mark Loretta, R OBP: 0.351, SLG: 0.371										3	1	1	1	1	1	1	AB 31							
Eric Munson, L OBP: 0.301, SLG: 0.354										1	0	0	0	1	0	2	R 2							
Cody Ransom, R OBP: 0.111, SLG: 0.111										1	0	0	0	0	0	1	H 8							
Humberto Quintero, R OBP: 0.254, SLG: 0.245										0	0	0	0	0	0	0	RBI 2							
Josh Anderson, L OBP: 0.254, SLG: 0.245										0	0	0	0	0	0	0	BB 4							
Woody Williams, R OBP: 0.102, SLG: 0.153										0	0	0	0	0	0	0	SO 9							
Chris Burke, R OBP: 0.307, SLG: 0.348										1	0	0	0	0	0	0	LOB 16							
Trever Miller, R OBP: 0.345, SLG: 0.288										1	0	0	0	0	0	0								
Dennis Sarfate, R OBP: 0.345, SLG: 0.288										1	0	0	0	0	0	0								
Orlando Palmeiro, L OBP: 0.345, SLG: 0.288										1	0	0	0	0	1	1								
Inning Stats	R: 0 H: 1 E: 0 K: 0 S: 5	H: 1 LOB: 0 BB: 0 P: 7	R: 0 H: 1 E: 0 K: 1 S: 10	H: 1 LOB: 1 BB: 1 P: 17	R: 0 H: 2 E: 0 K: 1 S: 9	H: 2 LOB: 1 BB: 0 P: 18	R: 2 H: 2 E: 0 K: 1 S: 14	H: 2 LOB: 1 BB: 1 P: 27	R: 0 H: 1 E: 0 K: 1 S: 9	H: 1 LOB: 0 BB: 0 P: 9	R: 0 H: 0 E: 0 K: 1 S: 12	H: 0 LOB: 0 BB: 0 P: 15	R: 0 H: 0 E: 0 K: 2 S: 9	H: 0 LOB: 0 BB: 0 P: 12	R: 0 H: 0 E: 0 K: 1 S: 8	H: 0 LOB: 1 BB: 1 P: 13	R: 0 H: 0 E: 0 K: 1 S: 8	H: 0 LOB: 1 BB: 1 P: 13	1B: 4 2B: 2 3B: 1 HR: 2	SF: 0 SAC: 1 DP: 3 HBP: 0	WP: 0 PB: 0 SB: 0 CS: 0	PA: 36		
PITCHER	IP WLS BF H R ER SO BB IBB HBP BLK WP HR S P ERA WHIP	IP WLS BF H R ER SO BB IBB HBP BLK WP HR S P ERA WHIP	IP WLS BF H R ER SO BB IBB HBP BLK WP HR S P ERA WHIP	IP WLS BF H R ER SO BB IBB HBP BLK WP HR S P ERA WHIP	IP WLS BF H R ER SO BB IBB HBP BLK WP HR S P ERA WHIP	IP WLS BF H R ER SO BB IBB HBP BLK WP HR S P ERA WHIP	IP WLS BF H R ER SO BB IBB HBP BLK WP HR S P ERA WHIP	IP WLS BF H R ER SO BB IBB HBP BLK WP HR S P ERA WHIP	IP WLS BF H R ER SO BB IBB HBP BLK WP HR S P ERA WHIP	IP WLS BF H R ER SO BB IBB HBP BLK WP HR S P ERA WHIP	IP WLS BF H R ER SO BB IBB HBP BLK WP HR S P ERA WHIP	IP WLS BF H R ER SO BB IBB HBP BLK WP HR S P ERA WHIP	IP WLS BF H R ER SO BB IBB HBP BLK WP HR S P ERA WHIP	IP WLS BF H R ER SO BB IBB HBP BLK WP HR S P ERA WHIP	IP WLS BF H R ER SO BB IBB HBP BLK WP HR S P ERA WHIP	IP WLS BF H R ER SO BB IBB HBP BLK WP HR S P ERA WHIP	IP WLS BF H R ER SO BB IBB HBP BLK WP HR S P ERA WHIP	IP WLS BF H R ER SO BB IBB HBP BLK WP HR S P ERA WHIP	IP WLS BF H R ER SO BB IBB HBP BLK WP HR S P ERA WHIP	IP WLS BF H R ER SO BB IBB HBP BLK WP HR S P ERA WHIP	IP WLS BF H R ER SO BB IBB HBP BLK WP HR S P ERA WHIP	IP WLS BF H R ER SO BB IBB HBP BLK WP HR S P ERA WHIP	IP WLS BF H R ER SO BB IBB HBP BLK WP HR S P ERA WHIP	IP WLS BF H R ER SO BB IBB HBP BLK WP HR S P ERA WHIP


Chicago Cubs @ Houston Astros
Minute Maid Park, Houston, TX
Thu Sep 13 2007, 7:05 PM CDT
Att: 34,234 - Roof Closed - 73 F

AB 38
R 6
H 11
RBI 6
BB 2
SO 3
LOB 18



Chicago Cubs @ Houston Astros
Minute Maid Park, Houston, TX
Thu Sep 13 2007, 7:05 PM CDT
Att: 34,234 - Roof Closed - 73 F

AB 31
R 2
H 8
RBI 2
BB 4
SO 9
LOB 16



Batter	1	2	3	4	5	6	7	8	9	AB	R	H	RBI	BB	SO	LOB	TOP							
12 Alfonso Soriano, R (1, 7) OBP: 0.327, SLG: 0.516										4	0	0	0	1	1	1	Chicago Cubs @ St. Louis Cardinals Busch Stadium, St. Louis, MO Fri Sep 14 2007, 7:10 PM CDT Att: 45,750 - Clear - 65 F							
2 Ryan Theriot, R (1, 6) OBP: 0.333, SLG: 0.356										4	0	0	0	0	1	1								
25 Derrek Lee, R (1, 3) OBP: 0.397, SLG: 0.492										3	0	0	0	1	0	0								
16 Aramis Ramirez, R (1, 5) OBP: 0.371, SLG: 0.556										4	1	2	0	0	0	0								
Cliff Floyd, L (1, 9) OBP: 0.367, SLG: 0.423										3	1	1	1	0	0	3								
20 Felix Pie, L (8, 8) OBP: 0.271, SLG: 0.341										1	1	1	0	0	0	0								
Mark DeRosa, R (1, 4) OBP: 0.385, SLG: 0.415										4	0	1	1	0	1	1								
Jacque Jones, L (1, 8) (8, 9)										3	1	0	0	1	0	1								
Jason Kendall, R (1, 2) OBP: 0.305, SLG: 0.317										3	1	1	0	1	1	0								
38 Carlos Zambrano, S (1, 1) OBP: 0.260, SLG: 0.356										3	0	0	0	0	1	1								
33 Danyele Ward, L (9, PH) OBP: 0.451, SLG: 0.554										1	0	1	3	0	0	0								
46 Ryan Dempster, R (9, 1) Bob Howry, L (9, 1)										0	0	0	0	0	0	0								
Inning Stats	R: 0 E: 0 K: 0 S: 9	H: 1 LOB: 2 BB: 2 P: 22	R: 0 E: 0 K: 1 S: 9	H: 0 LOB: 0 BB: 0 P: 11	R: 0 E: 0 K: 0 S: 6	H: 0 LOB: 0 BB: 0 P: 8	R: 1 E: 0 K: 0 S: 7	H: 2 LOB: 1 BB: 0 P: 14	R: 0 E: 0 K: 0 S: 7	H: 0 LOB: 0 BB: 0 P: 10	R: 0 E: 0 K: 0 S: 4	H: 0 LOB: 0 BB: 0 P: 8	R: 1 E: 1 K: 2 S: 16	H: 2 LOB: 1 BB: 0 P: 23	R: 0 E: 0 K: 1 S: 8	H: 0 LOB: 0 BB: 0 P: 15	R: 3 E: 0 K: 1 S: 11	H: 2 LOB: 1 BB: 2 P: 22	1B: 3 2B: 3 3B: 0 HR: 1	SF: 0 SAC: 0 DP: 0 HBP: 0	WP: 0 PB: 0 SB: 0 CS: 1	PA: 37		
PITCHER	IP WLS BF H R ER SO BB IBB HBP BLK WP HR S P ERA WHIP	IP WLS BF H R ER SO BB IBB HBP BLK WP HR S P ERA WHIP	IP WLS BF H R ER SO BB IBB HBP BLK WP HR S P ERA WHIP	IP WLS BF H R ER SO BB IBB HBP BLK WP HR S P ERA WHIP	IP WLS BF H R ER SO BB IBB HBP BLK WP HR S P ERA WHIP	IP WLS BF H R ER SO BB IBB HBP BLK WP HR S P ERA WHIP	IP WLS BF H R ER SO BB IBB HBP BLK WP HR S P ERA WHIP	IP WLS BF H R ER SO BB IBB HBP BLK WP HR S P ERA WHIP	IP WLS BF H R ER SO BB IBB HBP BLK WP HR S P ERA WHIP	IP WLS BF H R ER SO BB IBB HBP BLK WP HR S P ERA WHIP	IP WLS BF H R ER SO BB IBB HBP BLK WP HR S P ERA WHIP	IP WLS BF H R ER SO BB IBB HBP BLK WP HR S P ERA WHIP	IP WLS BF H R ER SO BB IBB HBP BLK WP HR S P ERA WHIP	IP WLS BF H R ER SO BB IBB HBP BLK WP HR S P ERA WHIP	IP WLS BF H R ER SO BB IBB HBP BLK WP HR S P ERA WHIP	IP WLS BF H R ER SO BB IBB HBP BLK WP HR S P ERA WHIP	IP WLS BF H R ER SO BB IBB HBP BLK WP HR S P ERA WHIP	IP WLS BF H R ER SO BB IBB HBP BLK WP HR S P ERA WHIP	IP WLS BF H R ER SO BB IBB HBP BLK WP HR S P ERA WHIP	IP WLS BF H R ER SO BB IBB HBP BLK WP HR S P ERA WHIP	IP WLS BF H R ER SO BB IBB HBP BLK WP HR S P ERA WHIP	IP WLS BF H R ER SO BB IBB HBP BLK WP HR S P ERA WHIP	IP WLS BF H R ER SO BB IBB HBP BLK WP HR S P ERA WHIP	IP WLS BF H R ER SO BB IBB HBP BLK WP HR S P ERA WHIP

Chicago Cubs @ St. Louis Cardinals
Busch Stadium, St. Louis, MO
Fri Sep 14 2007, 7:10 PM CDT
Att: 45,750 - Clear - 65 F

AB 33
R 5
H 7
RBI 5
BB 4
SO 5
LOB 8

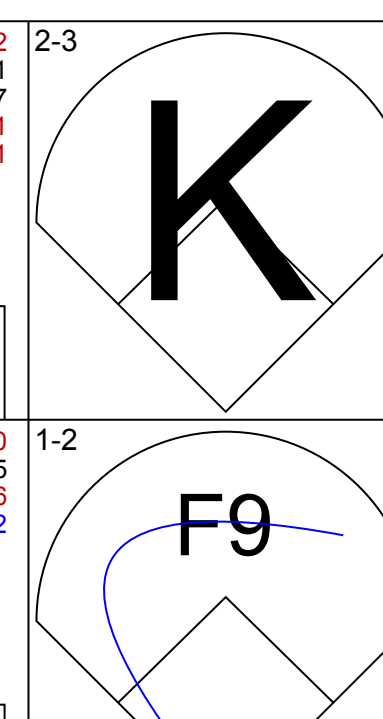
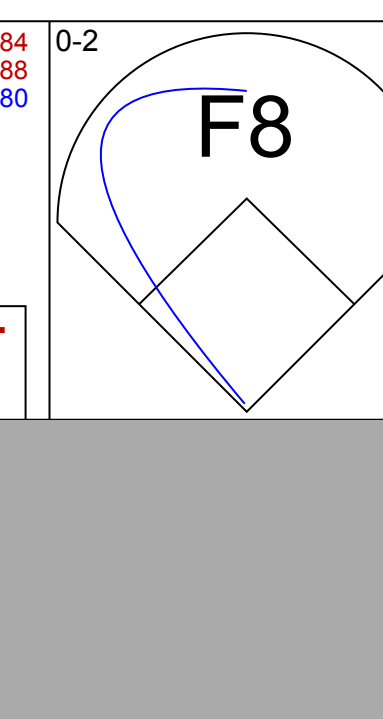
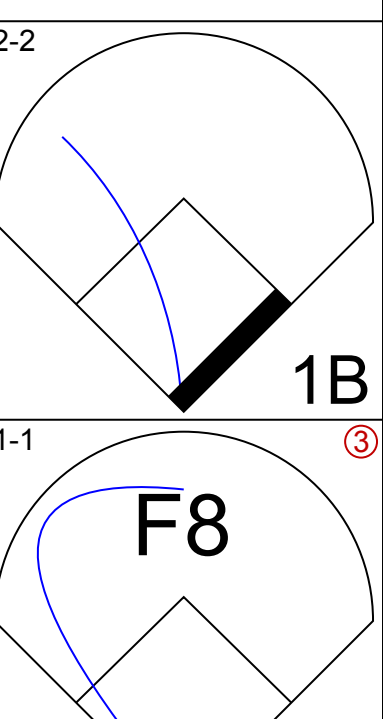
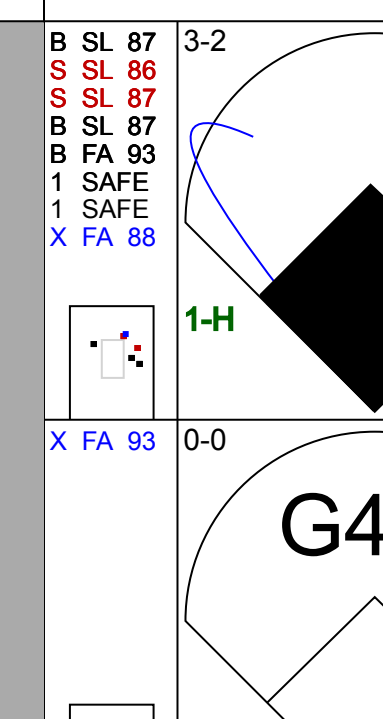
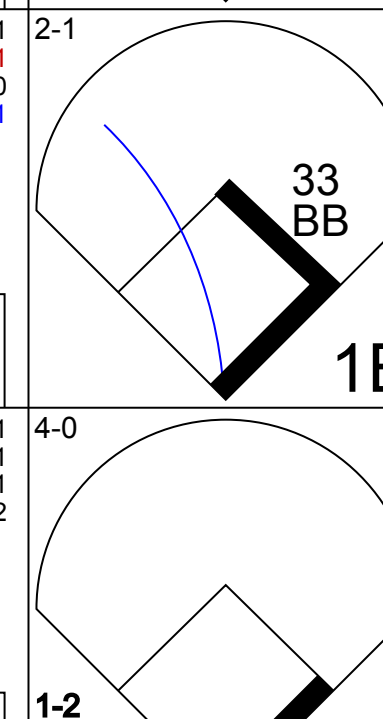
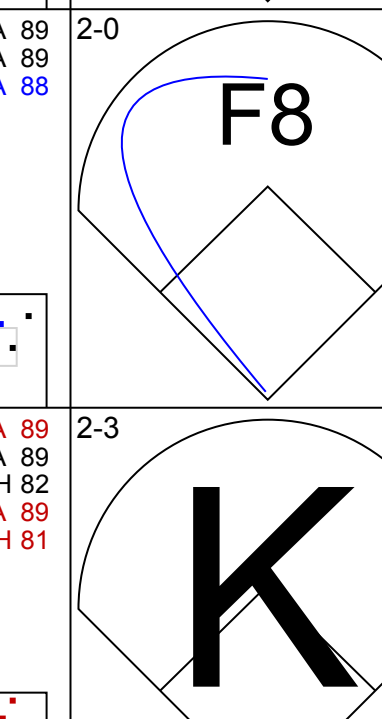

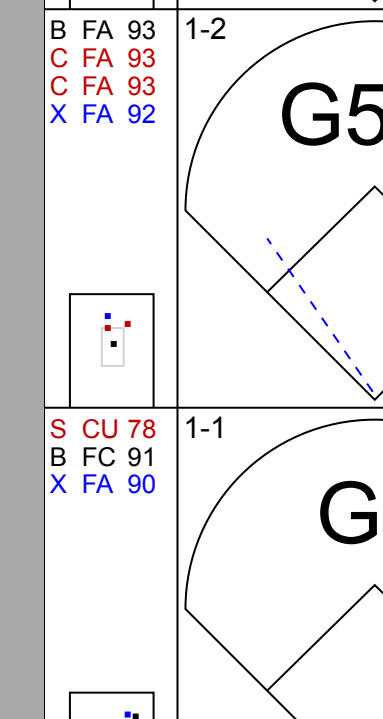
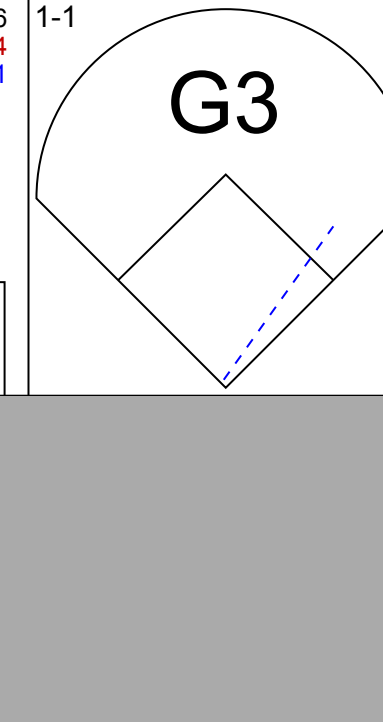

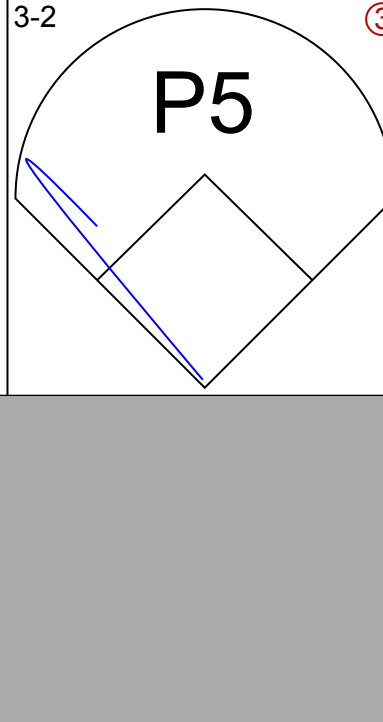
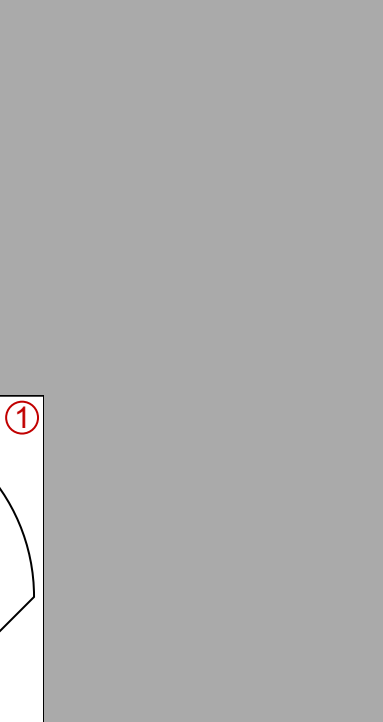



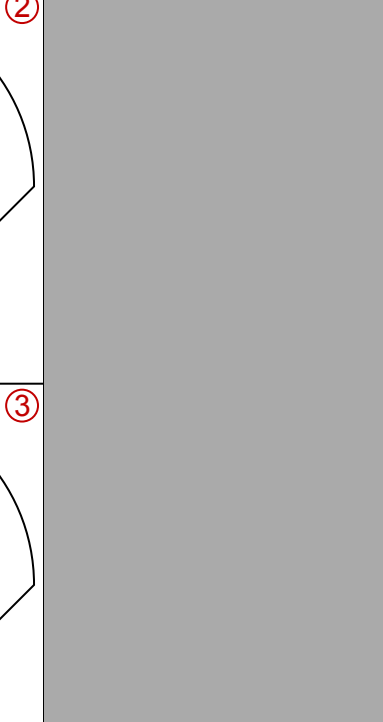

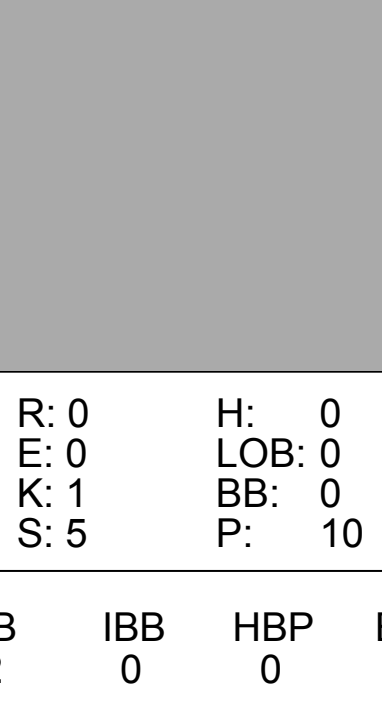

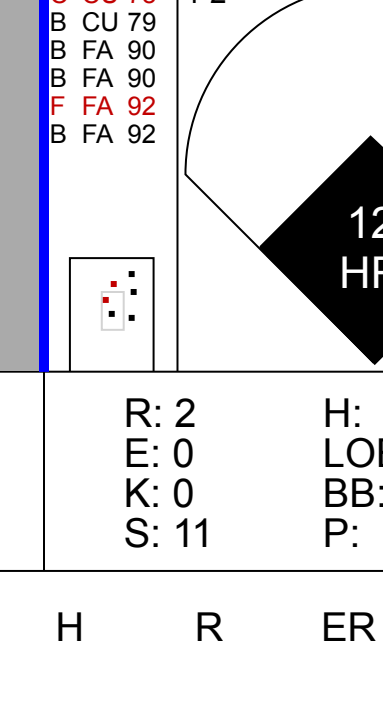
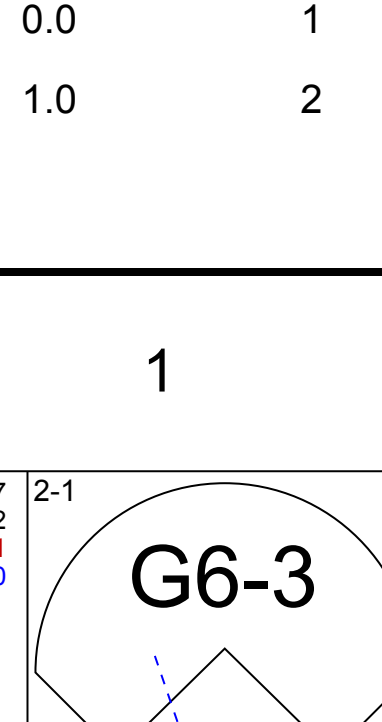
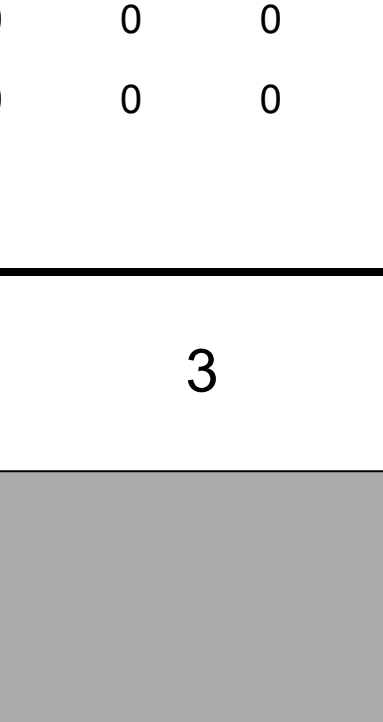
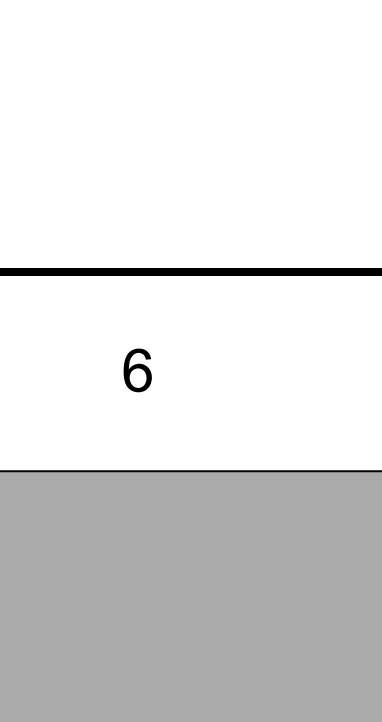
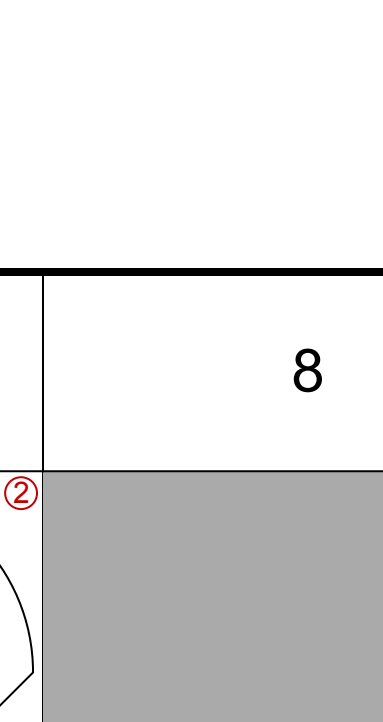
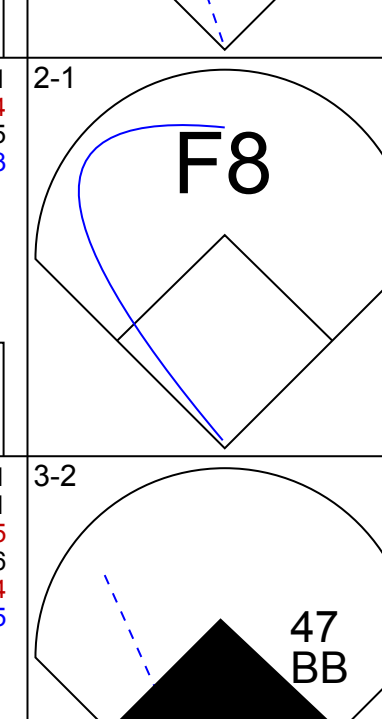
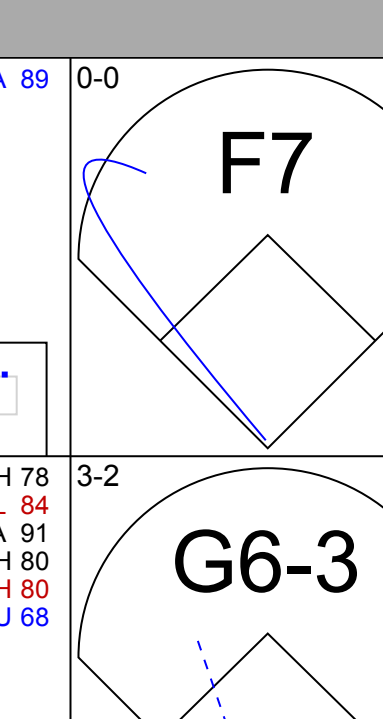

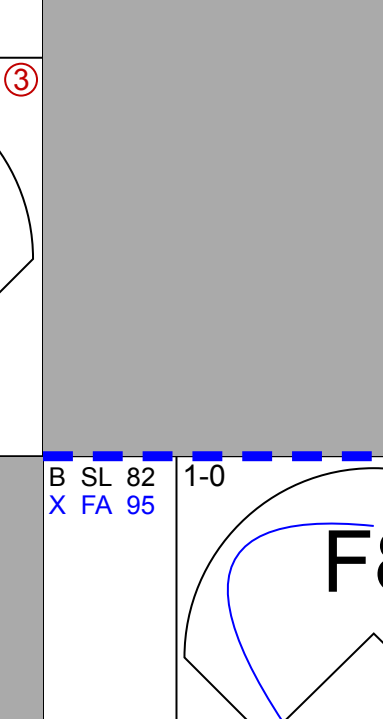
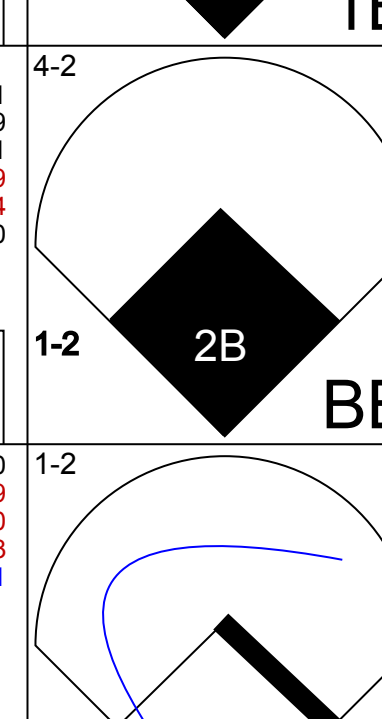
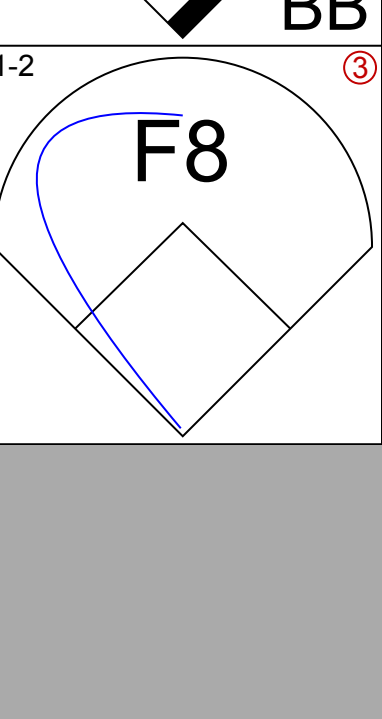
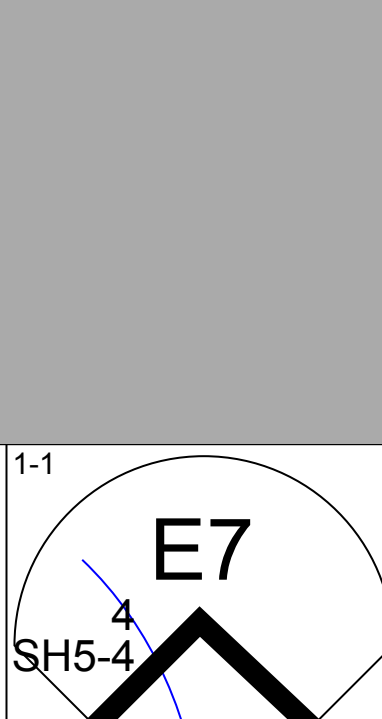


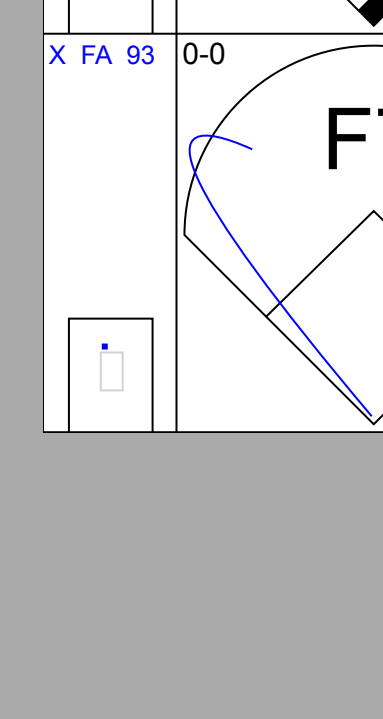


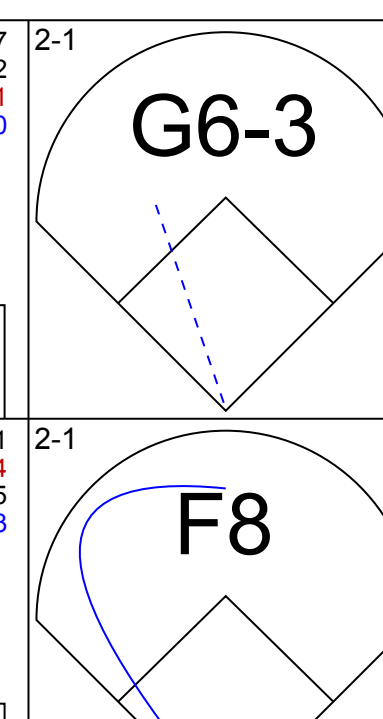
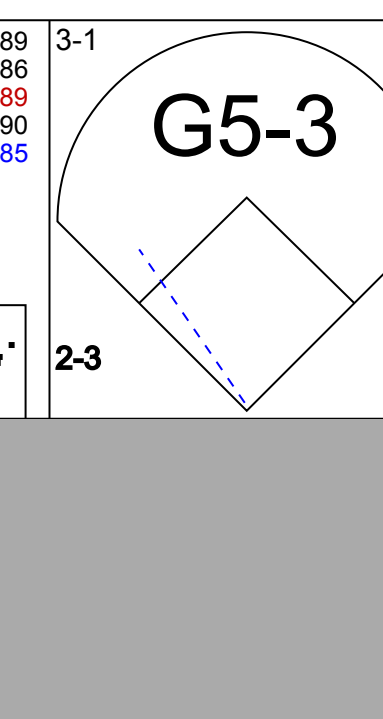
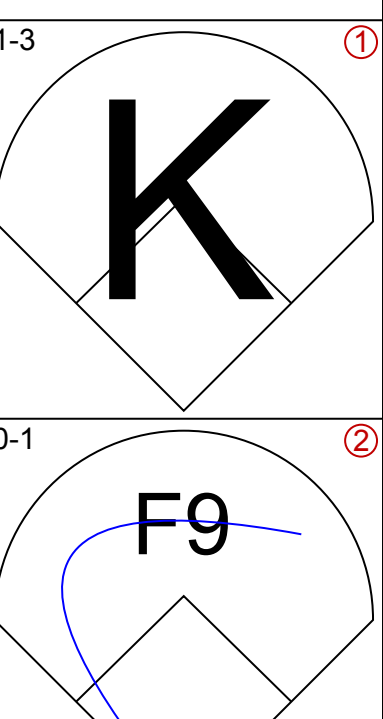
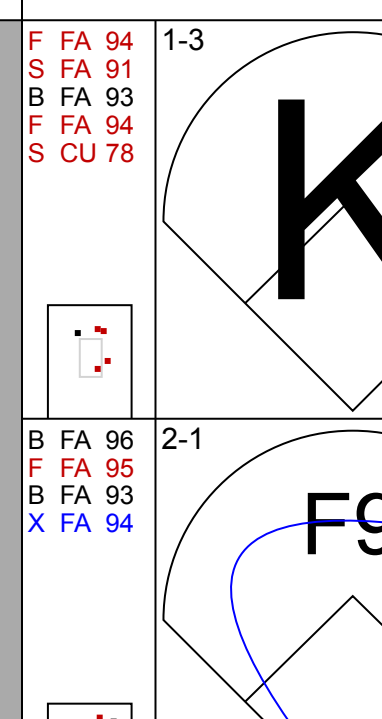
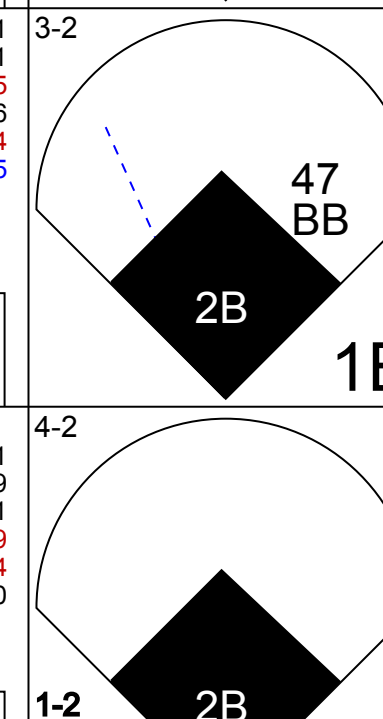
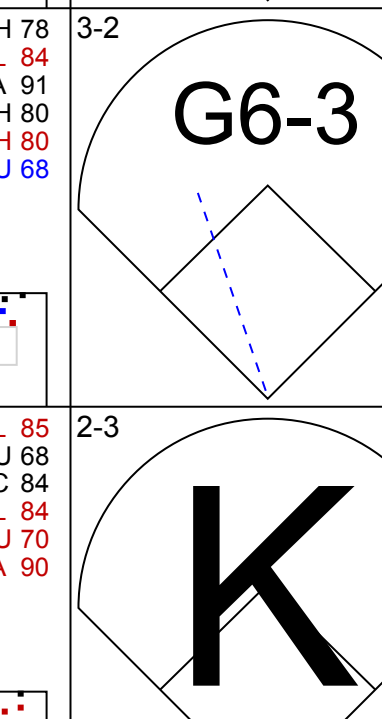
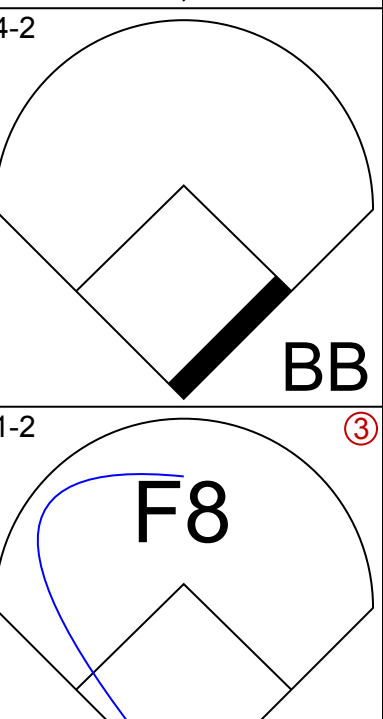

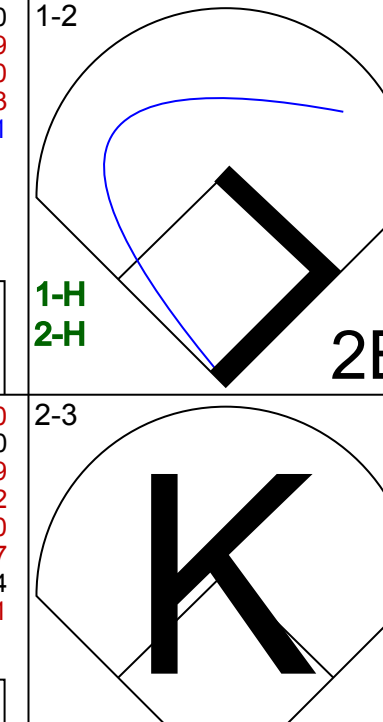


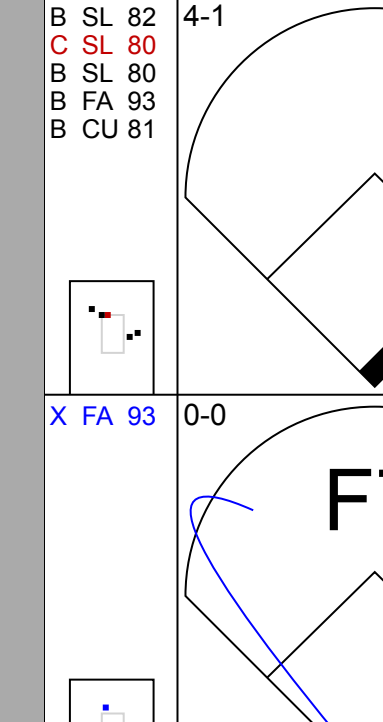




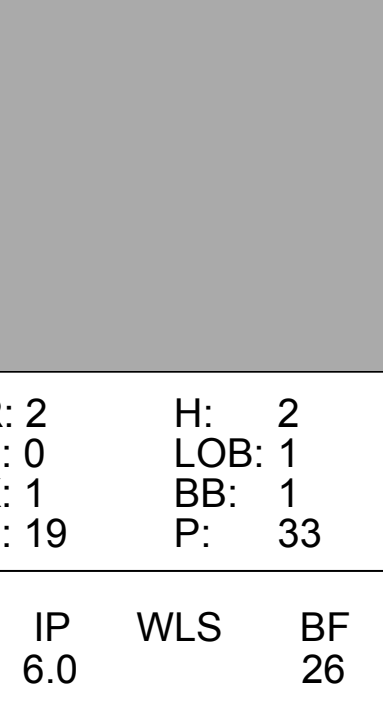
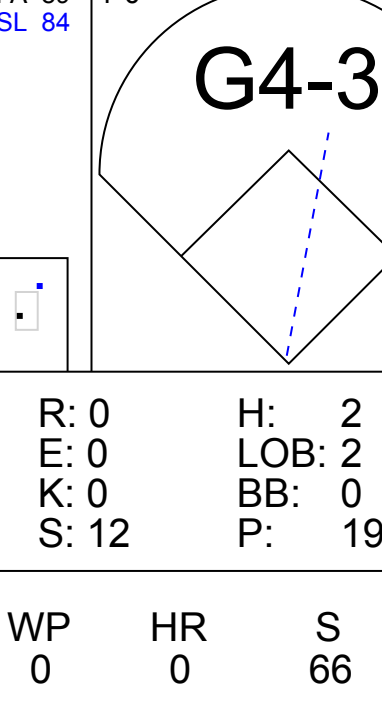
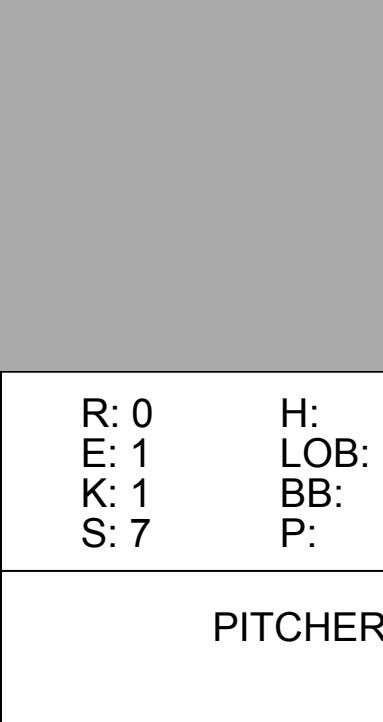
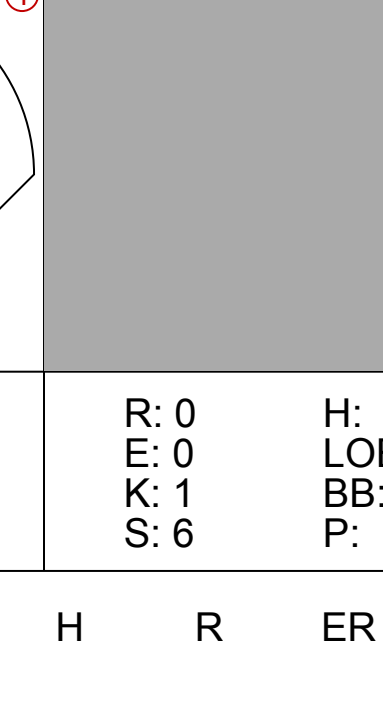
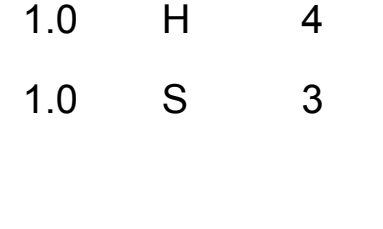



Batter	1	2	3	4	5	6	7	8	9	AB	R	H	RBI	BB	SO	LOB	BOTTOM							
Aaron Miles, S (1, 4) OBP: 0.334, SLG: 0.367										5	0	1	0	0	0	4	Chicago Cubs @ St. Louis Cardinals Busch Stadium, St. Louis, MO Fri Sep 14 2007, 7:10 PM CDT Att: 45,750 - Clear - 65 F							
24 Rick Ankiel, L (1, 9) OBP: 0.331, SLG: 0.587										4	0	0	0	0	1	2								
44 Jason Istringhausen, R (9, 1)										0	0	0	0	0	0	0								
5 Albert Pujols, R (1, 3) OBP: 0.421, SLG: 0.564										4	1	2	1	0	0	0								
Jim Edmonds, L (1, 8) OBP: 0.320, SLG: 0.405										3	1	1	1	1	0	1								
55 Skip Schumaker, L (1, 7) OBP: 0.328, SLG: 0.432										4	0	0	0	0	0	1								
Scott Spiezio, S (1, 5) OBP: 0.360, SLG: 0.392										2	0	0	0	1	1	1								
31 Ryan Franklin, R (8, 1) OBP: 0.500, SLG: 0.500										0	0	0	0	0	0	0								
47 Ryan Ludwick, R (9, 7) OBP: 0.315, SLG: 0.482										1	1	1	1	0	0	0								
4 Yadier Molina, R (1, 2) OBP: 0.347, SLG: 0.375										4	0	1	0	0	0	2								
50 Adam Wainwright, R (1, 1) OBP: 0.316, SLG: 0.389										2	0	1	0	0	0	1								
Miguel Cairo, R (8, 5) OBP: 0.293, SLG: 0.305										1	0	0	0	0	0	0								
Russell Branyan, L (9, PH) OBP: 0.315, SLG: 0.438										1	0	1	0	0	0	0								
13 Brendan Ryan, R (1, 6) OBP: 0.369, SLG: 0.446										3	0	0	0	0	1	2								
So Taguchi, R (9, PH) OBP: 0.357, SLG: 0.378										1	0	1	0	0	0	0								
Inning Stats	R: 0 E: 0 K: 1 S: 12	H: 0 LOB: 0 BB: 0 P: 19	R: 0 E: 0 K: 0 S: 8	H: 0 LOB: 1 BB: 1 P: 16	R: 0 E: 0 K: 1 S: 9	H: 1 LOB: 0 BB: 0 P: 9	R: 0 E: 0 K: 0 S: 4	H: 1 LOB: 0 BB: 0 P: 9	R: 0 E: 0 K: 0 S: 7	H: 0 LOB: 0 BB: 1 P: 13	R: 1 E: 0 K: 0 S: 7	H: 1 LOB: 0 BB: 0 P: 7	R: 0 E: 0 K: 1 S: 10	H: 0 LOB: 0 BB: 0 P: 15	R: 0 E: 0 K: 0 S: 9	H: 1 LOB: 0 BB: 0 P: 13	R: 2 E: 0 K: 0 S: 16	H: 5 LOB: 3 BB: 0 P: 28	1B: 6 2B: 0 3B: 0 HR: 3	SF: 0 SAC: 0 DP: 1 HBP: 0	WP: 0 PB: 0 SB: 0 CS: 0	PA: 37		
PITCHER	IP WLS BF H R ER SO BB IBB HBP BLK WP HR S P ERA WHIP	IP WLS BF H R ER SO BB IBB HBP BLK WP HR S P ERA WHIP	IP WLS BF H R ER SO BB IBB HBP BLK WP HR S P ERA WHIP	IP WLS BF H R ER SO BB IBB HBP BLK WP HR S P ERA WHIP	IP WLS BF H R ER SO BB IBB HBP BLK WP HR S P ERA WHIP	IP WLS BF H R ER SO BB IBB HBP BLK WP HR S P ERA WHIP	IP WLS BF H R ER SO BB IBB HBP BLK WP HR S P ERA WHIP	IP WLS BF H R ER SO BB IBB HBP BLK WP HR S P ERA WHIP	IP WLS BF H R ER SO BB IBB HBP BLK WP HR S P ERA WHIP	IP WLS BF H R ER SO BB IBB HBP BLK WP HR S P ERA WHIP	IP WLS BF H R ER SO BB IBB HBP BLK WP HR S P ERA WHIP	IP WLS BF H R ER SO BB IBB HBP BLK WP HR S P ERA WHIP	IP WLS BF H R ER SO BB IBB HBP BLK WP HR S P ERA WHIP	IP WLS BF H R ER SO BB IBB HBP BLK WP HR S P ERA WHIP	IP WLS BF H R ER SO BB IBB HBP BLK WP HR S P ERA WHIP	IP WLS BF H R ER SO BB IBB HBP BLK WP HR S P ERA WHIP	IP WLS BF H R ER SO BB IBB HBP BLK WP HR S P ERA WHIP	IP WLS BF H R ER SO BB IBB HBP BLK WP HR S P ERA WHIP	IP WLS BF H R ER SO BB IBB HBP BLK WP HR S P ERA WHIP	IP WLS BF H R ER SO BB IBB HBP BLK WP HR S P ERA WHIP	IP WLS BF H R ER SO BB IBB HBP BLK WP HR S P ERA WHIP	IP WLS BF H R ER SO BB IBB HBP BLK WP HR S P ERA WHIP	IP WLS BF H R ER SO BB IBB HBP BLK WP HR S P ERA WHIP	IP WLS BF H R ER SO BB IBB HBP BLK WP HR S P ERA WHIP

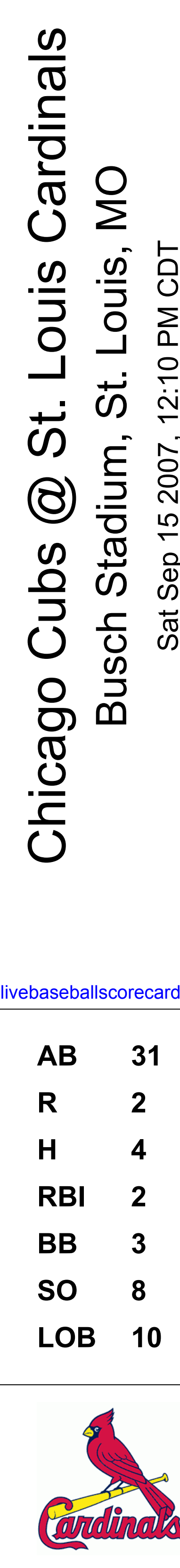
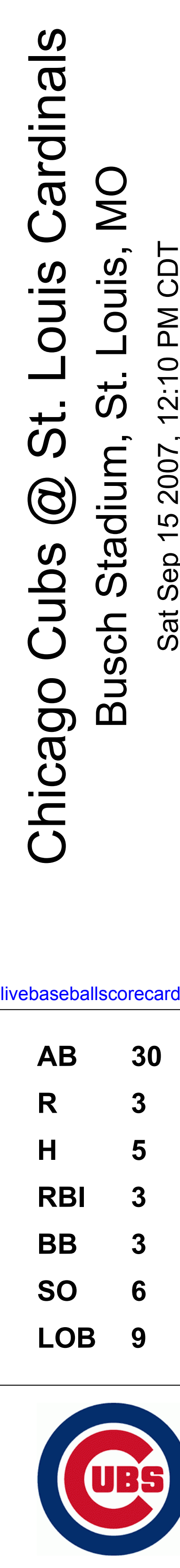
Chicago Cubs @ St. Louis Cardinals
Busch Stadium, St. Louis, MO
Fri Sep 14 2007, 7:10 PM CDT
Att: 45,750 - Clear - 65 F

AB 35
R 3
H 9
RBI 3
BB 2
SO 3
LOB 14



Batter	1	2	3	4	5	6	7	8	9	AB	R	H	RBI	BB	SO	LOB	TOP										
12 Alfonso Soriano, R OBP: 0.328, SLG: 0.522										4	1	2	2	0	1	1	Chicago Cubs @ St. Louis Cardinals Busch Stadium, St. Louis, MO Sat Sep 15 2007, 12:10 PM CDT Att: 45,918 - Partly Cloudy - 58 F livebaseballscorecards.com										
2 Ryan Theriot, R OBP: 0.330, SLG: 0.353										4	0	0	0	0	0	2											
25 Derrek Lee, R OBP: 0.396, SLG: 0.490										4	0	1	0	0	0	1											
33 Daryle Ward, L OBP: 0.444, SLG: 0.538 20 Felix Pie, L OBP: 0.271, SLG: 0.341										3	0	0	0	1	1	1											
Jacque Jones, L OBP: 0.330, SLG: 0.388										4	0	1	0	0	0	2											
Mark DeRosa, R OBP: 0.384, SLG: 0.412										3	1	0	0	1	1	1											
18 Geovany Soto, R OBP: 0.417, SLG: 0.571										4	0	1	0	0	2	0											
17 Mike Fontenot, L OBP: 0.346, SLG: 0.419										2	0	0	1	0	0	0											
30 Ted Lilly, L OBP: 0.165, SLG: 0.157 34 Kerry Wood, R OBP: 0.369, SLG: 0.423 57 Sam Fuld, L OBP: 0.346, SLG: 0.423 49 Carlos Marmol, R OBP: 0.346, SLG: 0.423 46 Ryan Dempster, R OBP: 0.346, SLG: 0.423										2	0	0	0	0	1	1											
Inning Stats	R: 0 H: 1 E: 0 K: 1 S: 10	H: 2 LOB: 1 P: 20	R: 1 H: 1 E: 0 K: 1 S: 13	H: 1 LOB: 1 BB: 1 P: 21	R: 0 H: 0 E: 0 K: 1 S: 5	H: 0 LOB: 0 BB: 0 P: 10	R: 0 H: 0 E: 0 K: 2 S: 10	H: 0 LOB: 0 BB: 0 P: 16	R: 0 H: 1 E: 0 K: 0 S: 10	H: 0 LOB: 0 BB: 0 P: 17	R: 0 H: 0 E: 0 K: 0 S: 8	H: 0 LOB: 0 BB: 0 P: 14	R: 0 H: 0 E: 0 K: 0 S: 8	H: 0 LOB: 0 BB: 0 P: 15	R: 2 H: 1 E: 0 K: 0 S: 11	H: 1 LOB: 1 BB: 1 P: 20		R: 0 H: 1 E: 0 K: 1 S: 8	H: 1 LOB: 0 BB: 0 P: 13	1B: 3 2B: 1 3B: 0 HR: 1	SF: 1 SAC: 0 DP: 0 HBP: 0	WP: 0 PB: 0 SB: 0 CS: 1	PA: 34				
PITCHER	IP	WLS	BF	H	R	ER	SO	BB	IBB	HBP	BLK	WP	HR	S	P	ERA	WHIP										
Braden Loper, R ERA: 4.55	7.0		26	3	1	1	5	2	0	0	0	0	0	64	113	1.29	0.714										
31 Ryan Franklin, R ERA: 2.55	1.0	L	5	1	2	2	0	1	0	0	0	0	1	11	20	18.00	2.000										
34 Randy Flores, L ERA: 4.65	0.0		1	1	0	0	0	0	0	0	0	0	0	2	2	∞	∞										
36 Russ Springer, R ERA: 2.26	1.0		2	0	0	0	1	0	0	0	0	0	0	6	11	0.00	0.000										

Batter	1	2	3	4	5	6	7	8	9	AB	R	H	RBI	BB	SO	LOB	BOTTOM										
Aaron Miles, S OBP: 0.331, SLG: 0.363										4	0	0	0	0	2	1	Chicago Cubs @ St. Louis Cardinals Busch Stadium, St. Louis, MO Sat Sep 15 2007, 12:10 PM CDT Att: 45,918 - Partly Cloudy - 58 F livebaseballscorecards.com										
So Taguchi, R OBP: 0.352, SLG: 0.373										4	0	0	0	0	0	0											
5 Albert Pujols, R OBP: 0.421, SLG: 0.563										3	1	1	0	1	0	0											
47 Ryan Ludwick, R OBP: 0.315, SLG: 0.478 24 Rick Ankiel, L OBP: 0.326, SLG: 0.582										2	1	0	0	1	1	1											
Jim Edmonds, L OBP: 0.322, SLG: 0.407										3	0	1	2	1	0	0											
4 Yadier Molina, R OBP: 0.347, SLG: 0.375										3	0	1	0	0	1	2											
Miguel Cairo, R OBP: 0.287, SLG: 0.298 Russell Branyan, L OBP: 0.313, SLG: 0.435										3	0	0	0	0	0	2											
Braden Loper, R OBP: 0.278, SLG: 0.245 31 Ryan Franklin, R OBP: 0.500, SLG: 0.500 34 Randy Flores, L OBP: 0.346, SLG: 0.423 36 Russ Springer, R OBP: 0.346, SLG: 0.423 55 Skip Schumaker, L OBP: 0.326, SLG: 0.429										2	0	1	0	0	1	1											
13 Brendan Ryan, R OBP: 0.362, SLG: 0.437 16 Chris Duncan, L OBP: 0.354, SLG: 0.480										3	0	0	0	0	0	3											
Inning Stats	R: 2 H: 2 E: 1 K: 1 S: 19	H: 2 LOB: 1 BB: 1 P: 33	R: 0 H: 0 E: 0 K: 0 S: 9	H: 0 LOB: 0 BB: 0 P: 17	R: 0 H: 0 E: 0 K: 1 S: 8	H: 0 LOB: 0 BB: 0 P: 13	R: 0 H: 2 E: 0 K: 0 S: 12	H: 2 LOB: 2 BB: 0 P: 19	R: 0 H: 0 E: 0 K: 1 S: 11	H: 0 LOB: 1 BB: 1 P: 17	R: 0 H: 0 E: 1 K: 1 S: 7	H: 0 LOB: 0 BB: 0 P: 8	R: 0 H: 0 E: 0 K: 1 S: 12	H: 0 LOB: 0 BB: 0 P: 16	R: 0 H: 0 E: 0 K: 1 S: 6	H: 0 LOB: 1 BB: 1 P: 12		R: 0 H: 0 E: 0 K: 2 S: 11	H: 0 LOB: 0 BB: 0 P: 16	1B: 3 2B: 1 3B: 0 HR: 0	SF: 0 SAC: 2 DP: 0 HBP: 0	WP: 0 PB: 0 SB: 1 CS: 0	PA: 36				
PITCHER	IP	WLS	BF	H	R	ER	SO	BB	IBB	HBP	BLK	WP	HR	S	P	ERA	WHIP										
30 Ted Lilly, L ERA: 3.82 34 Kerry Wood, R ERA: 4.85 49 Carlos Marmol, R ERA: 1.29 46 Ryan Dempster, R ERA: 4.15	6.0		26	4	2	2	4	2	0	0	0	0	0	66	107	3.00	1.000										
34 Kerry Wood, R ERA: 4.85	1.0	W	3	0	0	0	1	0	0	0	0	0	0	12	16	0.00	0.000										
49 Carlos Marmol, R ERA: 1.29	1.0	H	4	0	0	0	1	1	0	0	0	0	0	6	12	0.00	1.000										
46 Ryan Dempster, R ERA: 4.15	1.0	S	3	0	0	0	2	0	0	0	0	0	0	11	16	0.00	0.000										



Batter	1	2	3	4	5	6	7	8	9	AB	R	H	RBI	BB	SO	LOB	TOP
12 Alfonso Soriano, R OBP: 0.327, SLG: 0.526	0-3 K	0-1 HR			2-1 G6-3			1-2 E5 FC4-6		4	1	1	2	0	1	0	
Jacque Jones, L OBP: 0.325, SLG: 0.386	2-1 1B	1-0 L9			1-0 G3-1			0-1 FC4-6		4	1	1	0	0	0	1	
25 Derrek Lee, R OBP: 0.396, SLG: 0.492	0-1 1B				0-0 F9			0-0 P3		4	0	2	0	0	0	1	
16 Aramis Ramirez, R OBP: 0.370, SLG: 0.553	0-0 1B				0-0 G4-3			1-0 P4		4	0	1	1	0	0	2	
Cliff Floyd, L OBP: 0.368, SLG: 0.418	4-2 BB				2-3 K			1-0 G4-3		3	0	0	0	1	2	1	
Mark DeRosa, R OBP: 0.383, SLG: 0.410	1-2 F8-2				1-2 F8			1-1 G3-6-3		4	0	1	0	0	1	4	
57 Sam Fuld, L	3-H							1-2 1B		0	0	0	0	0	0	0	
Jason Kendall, R OBP: 0.303, SLG: 0.315					2-1 G5-3			0-2 G1-3		3	0	0	0	0	0	0	
33 Danyele Ward, L OBP: 0.441, SLG: 0.533								1-1 G3-6-3		1	0	0	0	0	0	1	
2 Ryan Theriot, R OBP: 0.330, SLG: 0.355					2-2 F9			0-1 F9		3	0	1	0	0	0	0	
45 Sean Marshall, L OBP: 0.133, SLG: 0.156								2-2 G4-3		1	1	1	0	0	0	0	
43 Michael Wuerz, R ERA: 4.71										1	0	0	0	0	0	0	
13 Will Ohman, L ERA: 5.03										0	0	0	0	0	0	0	
22 Kevin Hart, R ERA: 1.59										0	0	0	0	0	0	0	
17 Mike Fontenot, L OBP: 0.344, SLG: 0.547										1	0	0	0	0	0	0	
34 Kerry Wood, R ERA: 4.58										0	0	0	0	0	0	0	
47 Scott Eyre, L										0	0	0	0	0	0	0	
Inning Stats	R: 1 E: 0 K: 1 S: 13	H: 3 LOB: 2 BB: 1 P: 20	R: 2 E: 0 K: 0 S: 14	H: 3 LOB: 0 BB: 0 P: 19	R: 0 E: 0 K: 1 S: 10	H: 1 LOB: 1 BB: 0 P: 16	R: 0 E: 0 K: 0 S: 8	H: 0 LOB: 0 BB: 0 P: 13	R: 0 E: 0 K: 2 S: 7	H: 0 LOB: 0 BB: 0 P: 12	R: 0 E: 1 K: 0 S: 8	H: 0 LOB: 1 BB: 0 P: 10	R: 0 E: 0 K: 0 S: 4	H: 1 LOB: 1 BB: 0 P: 7	1B: 5 2B: 3 3B: 0 HR: 1	SF: 0 SAC: 0 DP: 2 HBP: 0	WP: 0 PA: 34 PB: 0 SB: 0 CS: 0
PITCHER	IP WLS BF H R ER SO BB IBB HBP BLK WP HR S P ERA WHIP	IP WLS BF H R ER SO BB IBB HBP BLK WP HR S P ERA WHIP	IP WLS BF H R ER SO BB IBB HBP BLK WP HR S P ERA WHIP	IP WLS BF H R ER SO BB IBB HBP BLK WP HR S P ERA WHIP	IP WLS BF H R ER SO BB IBB HBP BLK WP HR S P ERA WHIP	IP WLS BF H R ER SO BB IBB HBP BLK WP HR S P ERA WHIP	IP WLS BF H R ER SO BB IBB HBP BLK WP HR S P ERA WHIP	IP WLS BF H R ER SO BB IBB HBP BLK WP HR S P ERA WHIP	IP WLS BF H R ER SO BB IBB HBP BLK WP HR S P ERA WHIP	IP WLS BF H R ER SO BB IBB HBP BLK WP HR S P ERA WHIP	IP WLS BF H R ER SO BB IBB HBP BLK WP HR S P ERA WHIP	IP WLS BF H R ER SO BB IBB HBP BLK WP HR S P ERA WHIP	IP WLS BF H R ER SO BB IBB HBP BLK WP HR S P ERA WHIP	IP WLS BF H R ER SO BB IBB HBP BLK WP HR S P ERA WHIP	IP WLS BF H R ER SO BB IBB HBP BLK WP HR S P ERA WHIP	IP WLS BF H R ER SO BB IBB HBP BLK WP HR S P ERA WHIP	IP WLS BF H R ER SO BB IBB HBP BLK WP HR S P ERA WHIP

Chicago Cubs @ St. Louis Cardinals
 Busch Stadium, St. Louis, MO
 Sat Sep 15 2007, 7:10 PM CDT
 Att: 45,894 - Partly Cloudy - 61 F

AB	33
R	3
H	8
RBI	3
BB	1
SO	4
LOB	10



Batter	1	2	3	4	5	6	7	8	9	AB	R	H	RBI	BB	SO	LOB	BOTTOM		
So Taguchi, R OBP: 0.351, SLG: 0.371	2-2 G5-3	0-0 1B	1-2 L3			1-2 G4-3				4	0	1	0	0	0	1			
13 Brendan Ryan, R OBP: 0.371, SLG: 0.448	3-2 1B	2-0 P4			2-2 47 FB 2B	4-2 5 FB 5 S BB				3	0	2	0	1	0	2			
5 Albert Pujols, R OBP: 0.420, SLG: 0.561	1-0 1B				1-1 G5-3	2-1 F9				4	0	1	0	0	0	2			
47 Ryan Ludwick, R OBP: 0.311, SLG: 0.471	1-3 1B				2-3 K 4 BB 2B	0-0 F8				4	1	0	0	0	3	3			
Jim Edmonds, L OBP: 0.324, SLG: 0.405	4-2 BB				4-2 4 BB 2B	2-2 P4				2	1	0	0	2	1	1			
4 Yadier Molina, R OBP: 0.346, SLG: 0.376	0-2 P3				3-2 1B 2B	1-2 P4				4	1	1	2	0	0	3			
Scott Spiezio, S OBP: 0.362, SLG: 0.395										4	1	2	1	0	1	0			
Aaron Miles, S OBP: 0.331, SLG: 0.363										0	0	0	0	0	0	0			
35 Joel Pineiro, R OBP: 0.200, SLG: 0.077										1	0	0	0	0	1	0			
36 Russ Springer, R ERA: 2.23										0	0	0	0	0	0	0			
Gary Bennett, R OBP: 0.265, SLG: 0.289										1	0	0	0	0	0	0			
44 Jason Isringhausen, R ERA: 2.14										0	0	0	0	0	0	0			
Miguel Cairo, R OBP: 0.286, SLG: 0.311										4	0	1	1	0	2	1			
Inning Stats	R: 0 E: 0 K: 1 S: 19	H: 2 LOB: 3 BB: 1 P: 31	R: 0 E: 0 K: 1 S: 7	H: 2 LOB: 0 BB: 0 P: 10	R: 4 E: 1 K: 1 S: 26	H: 3 LOB: 1 BB: 1 P: 38	R: 0 E: 0 K: 0 S: 9	H: 1 LOB: 1 BB: 0 P: 15	R: 0 E: 0 K: 1 S: 9	H: 0 LOB: 0 BB: 1 P: 11	R: 0 E: 0 K: 1 S: 12	H: 0 LOB: 1 BB: 1 P: 19	R: 0 E: 0 K: 2 S: 12	H: 0 LOB: 0 BB: 0 P: 18	R: 0 E: 0 K: 1 S: 7	H: 0 LOB: 0 BB: 0 P: 9	1B: 5 2B: 2 3B: 1 HR: 0	SF: 0 SAC: 2 DP: 0 HBP: 0	WP: 0 PA: 36 PB: 0 SB: 1 CS: 0
PITCHER	IP WLS BF H R ER SO BB IBB HBP BLK WP HR S P ERA WHIP	IP WLS BF H R ER SO BB IBB HBP BLK WP HR S P ERA WHIP	IP WLS BF H R ER SO BB IBB HBP BLK WP HR S P ERA WHIP	IP WLS BF H R ER SO BB IBB HBP BLK WP HR S P ERA WHIP	IP WLS BF H R ER SO BB IBB HBP BLK WP HR S P ERA WHIP	IP WLS BF H R ER SO BB IBB HBP BLK WP HR S P ERA WHIP	IP WLS BF H R ER SO BB IBB HBP BLK WP HR S P ERA WHIP	IP WLS BF H R ER SO BB IBB HBP BLK WP HR S P ERA WHIP	IP WLS BF H R ER SO BB IBB HBP BLK WP HR S P ERA WHIP	IP WLS BF H R ER SO BB IBB HBP BLK WP HR S P ERA WHIP	IP WLS BF H R ER SO BB IBB HBP BLK WP HR S P ERA WHIP	IP WLS BF H R ER SO BB IBB HBP BLK WP HR S P ERA WHIP	IP WLS BF H R ER SO BB IBB HBP BLK WP HR S P ERA WHIP	IP WLS BF H R ER SO BB IBB HBP BLK WP HR S P ERA WHIP	IP WLS BF H R ER SO BB IBB HBP BLK WP HR S P ERA WHIP	IP WLS BF H R ER SO BB IBB HBP BLK WP HR S P ERA WHIP	IP WLS BF H R ER SO BB IBB HBP BLK WP HR S P ERA WHIP		

Chicago Cubs @ St. Louis Cardinals
 Busch Stadium, St. Louis, MO
 Sat Sep 15 2007, 7:10 PM CDT
 Att: 45,894 - Partly Cloudy - 61 F

AB	31
R	4
H	8
RBI	4
BB	3
SO	8
LOB	13



Batter	1	2	3	4	5	6	7	8	9	AB	R	H	RBI	BB	SO	LOB	TOP											
30 Norris Hopper, R OBP: 0.368, SLG: 0.392	L6		G6-3		E3	FC6-4		G3		5	2	1	1	0	0	1	Cincinnati Reds @ Chicago Cubs Wrigley Field, Chicago, IL Mon Sep 17 2007, 7:05 PM CDT Att: 39,075 - Partly Cloudy - 75 F											
27 Jeff Keppinger, R OBP: 0.407, SLG: 0.595	3B							G6-3		4	2	3	2	1	0	0												
Ken Griffey Jr., L OBP: 0.376, SLG: 0.503	K				F7					5	0	1	1	0	2	4												
4 Brandon Phillips, R OBP: 0.337, SLG: 0.498	K									5	0	3	1	0	1	1												
Adam Dunn, L OBP: 0.384, SLG: 0.557	K				FC4-6					5	0	0	1	0	3	4												
Jason Ellison, R OBP: 0.235, SLG: 0.227	K					G6-3				0	0	0	0	0	0	0												
28 Edwin Encarnación, R OBP: 0.354, SLG: 0.429	K									3	0	2	0	0	1	0												
Jorge Cantu, R OBP: 0.347, SLG: 0.326	F8									3	0	0	0	0	2	4												
19 Joey Votto, L OBP: 0.500, SLG: 0.727					K					1	0	0	0	0	1	1												
26 David Ross, R OBP: 0.263, SLG: 0.391					F9			G6-3		4	1	1	0	0	0	3												
61 Bronson Arroyo, R OBP: 0.176, SLG: 0.218	SH1-4									2	1	2	0	0	0	0	REDS											
38 Gary Majewski, R										0	0	0	0	0	0	0												
Mike Stanton, L										0	0	0	0	0	0	0												
Buck Coats, L										0	0	0	0	0	0	0												
51 Jared Burton, R										0	0	0	0	0	0	0												
25 David Weathers, R										0	0	0	0	0	0	0												
Inning Stats	R: 0 E: 0 K: 2 S: 10	H: 1 LOB: 1 BB: 0 P: 15	R: 0 E: 0 K: 2 S: 8	H: 0 LOB: 0 BB: 0 P: 11	R: 1 E: 0 K: 1 S: 9	H: 1 LOB: 1 BB: 1 P: 16	R: 0 E: 0 K: 2 S: 10	H: 1 LOB: 2 BB: 0 P: 15	R: 3 E: 1 K: 1 S: 22	H: 5 LOB: 2 BB: 0 P: 33	R: 2 E: 0 K: 0 S: 17	H: 4 LOB: 0 BB: 0 P: 26	R: 0 E: 0 K: 1 S: 7	H: 1 LOB: 0 BB: 0 P: 12	R: 0 E: 0 K: 0 S: 12	H: 0 LOB: 0 BB: 0 P: 19		R: 0 E: 0 K: 1 S: 8	H: 0 LOB: 0 BB: 0 P: 9	1B: 10 2B: 2 HR: 0	SF: 0 SAC: 1 HBP: 1	WP: 0 PB: 0 SB: 0 CS: 0	PA: 41					
PITCHER	IP	WLS	BF	H	R	ER	SO	BB	IBB	HBP	BLK	WP	HR	S	P	ERA		WHIP										
53 Rich Hill, L ERA: 4.01	4.2		23	7	4	4	7	1	0	1	0	0	0	53	81	7.71		1.714										
43 Michael Wuerz, R ERA: 3.74	1.0		6	3	2	2	1	0	0	0	0	0	0	16	24	18.00		3.000										
47 Scott Eyre, L ERA: 4.41	0.1		3	2	0	0	0	0	0	0	0	0	0	7	11	0.00	6.000											
22 Kevin Hart, R ERA: 1.17	2.0		6	1	0	0	1	0	0	0	0	0	0	19	31	0.00	0.500											
13 Will Ohman, L ERA: 4.89	1.0	W	3	0	0	0	1	0	0	0	0	0	0	8	9	0.00	0.000											

Batter	1	2	3	4	5	6	7	8	9	AB	R	H	RBI	BB	SO	LOB	BOTTOM										
12 Alfonso Soriano, R OBP: 0.330, SLG: 0.532	G4-3				K			F7		5	0	2	0	0	2	3	Cincinnati Reds @ Chicago Cubs Wrigley Field, Chicago, IL Mon Sep 17 2007, 7:05 PM CDT Att: 39,075 - Partly Cloudy - 75 F										
2 Ryan Theriot, R OBP: 0.329, SLG: 0.352	G4-3		F7		K			FC6-5		4	1	0	0	1	1	3											
25 Derrek Lee, R OBP: 0.398, SLG: 0.492	HBP									3	2	1	0	1	1	1											
16 Aramis Ramirez, R OBP: 0.374, SLG: 0.555	K									4	1	2	2	1	1	3											
57 Sam Fuld, L	K				HR					0	1	0	0	0	0	0											
Cliff Floyd, L OBP: 0.367, SLG: 0.428	F8									3	1	1	2	0	0	3											
Craig Monroe, R OBP: 0.269, SLG: 0.371	F8									1	0	0	0	0	0	1											
33 Daryle Ward, L OBP: 0.442, SLG: 0.528										0	0	0	0	1	0	0											
20 Felix Pie, L OBP: 0.269, SLG: 0.339										0	0	0	0	0	0	0											
Mark DeRosa, R OBP: 0.370, SLG: 0.421										5	1	5	2	0	0	0											
Jacque Jones, L OBP: 0.328, SLG: 0.385	K				G4-3					4	0	1	1	0	1	2											
Jason Kendall, R OBP: 0.305, SLG: 0.317										3	0	2	0	0	0	2											
47 Scott Eyre, L										0	0	0	0	0	0	0											
22 Kevin Hart, R										0	0	0	0	0	0	0											
17 Mike Fontenot, L OBP: 0.343, SLG: 0.415										1	0	0	0	0	0	0											
13 Will Ohman, L										0	0	0	0	0	0	0											
53 Rich Hill, L OBP: 0.150, SLG: 0.169	FC5-2-6									2	0	0	0	0	0	3											
43 Michael Wuerz, R										0	0	0	0	0	0	0											
18 Geovany Soto, R OBP: 0.452, SLG: 0.643										2	0	0	0	0	0	0											
Inning Stats	R: 0 E: 0 K: 1 S: 9	H: 1 LOB: 2 BB: 0 P: 13	R: 0 E: 0 K: 2 S: 13	H: 2 LOB: 0 BB: 0 P: 14	R: 3 E: 0 K: 1 S: 10	H: 2 LOB: 0 BB: 1 P: 23	R: 0 E: 0 K: 2 S: 10	H: 1 LOB: 1 BB: 0 P: 13	R: 1 E: 0 K: 0 S: 11	H: 2 LOB: 2 BB: 1 P: 20	R: 0 E: 0 K: 0 S: 6	H: 1 LOB: 1 BB: 0 P: 10	R: 0 E: 0 K: 0 S: 8	H: 2 LOB: 0 BB: 0 P: 11	R: 0 E: 0 K: 0 S: 7	H: 0 LOB: 0 BB: 0 P: 11	R: 3 E: 0 K: 0 S: 10	H: 3 LOB: 3 BB: 2 P: 21	1B: 9 2B: 2 HR: 2	SF: 0 SAC: 0 HBP: 1	WP: 0 PB: 0 SB: 0 CS: 0	PA: 42					
PITCHER	IP	WLS	BF	H	R	ER	SO	BB	IBB	HBP	BLK	WP	HR	S	P	ERA	WHIP										
61 Bronson Arroyo, R ERA: 4.37	5.1		28	9	4	4	6	2	0	1	0	0	0	5	7	6.75	2.062										
38 Gary Majewski, R	0.2	H	3	1	0	0	0	0	0	0	0	0	0	5	7	0.00	1.500										
Mike Stanton, L ERA: 5.76	1.0	H	3	1	0	0	0	0	0	0	0	0	0	6	8	0.00	1.000										
51 Jared Burton, R ERA: 2.48	1.0	H	3	0	0	0	0	0	0	0	0	0	0	7	11	0.00	0.000										
25 David Weathers, R ERA: 3.84	0.0	L	5	3	3	3	0	1	1	0	0	0	0	10	21	∞	∞										

Batter	1	2	3	4	5	6	7	8	9	AB	R	H	RBI	BB	SO	LOB	TOP			
3 Nyer Morgan, L OBP: 0.333, SLG: 0.367										4	0	1	0	1	0	2				
19 José Bautista, R OBP: 0.344, SLG: 0.424										3	1	1	0	1	1	2				
12 Freddy Sanchez, R OBP: 0.344, SLG: 0.445										4	0	1	1	0	0	3				
Josh Phelps, R OBP: 0.388, SLG: 0.500										3	0	0	0	1	2	2				
Xavier Nady, R OBP: 0.336, SLG: 0.486										4	0	0	0	0	1	2				
26 Ronny Paulino, R OBP: 0.312, SLG: 0.392										4	1	1	0	0	1	2				
51 Steve Pearce, R OBP: 0.345, SLG: 0.412										3	1	1	0	0	1	1				
47 John Van Benschoten, R OBP: 0.290, SLG: 0.286										0	0	0	0	0	0	0				
Jose Castillo, R OBP: 0.265, SLG: 0.324										1	0	0	0	0	1	0				
Matt Kata, S OBP: 0.253, SLG: 0.354										4	1	1	1	0	1	0				
57 Zach Duke, L OBP: 0.258, SLG: 0.258										1	0	1	2	0	0	0				
Cesar Izturis, S OBP: 0.305, SLG: 0.315										1	0	0	0	0	0	0				
Salomon Torres, R OBP: 0.349, SLG: 0.461										1	1	1	1	1	0	0				
Inning Stats	R: 0 E: 0 K: 0 S: 9	H: 1 LOB: 1 BB: 1 P: 14	R: 3 E: 0 K: 1 S: 16	H: 4 LOB: 1 BB: 0 P: 25	R: 0 E: 0 K: 2 S: 8	H: 0 LOB: 0 BB: 0 P: 13	R: 0 E: 0 K: 1 S: 6	H: 0 LOB: 0 BB: 0 P: 9	R: 0 E: 0 K: 2 S: 11	H: 0 LOB: 1 BB: 1 P: 18	R: 0 E: 0 K: 0 S: 6	H: 0 LOB: 0 BB: 0 P: 11	R: 1 E: 0 K: 1 S: 10	H: 2 LOB: 1 BB: 0 P: 12	R: 1 E: 0 K: 1 S: 11	H: 1 LOB: 0 BB: 0 P: 16	1B: 4 2B: 4 3B: 1 HR: 1	SF: 0 SAC: 0 DP: 2 HBP: 0	WP: 0 PB: 0 SB: 1 CS: 0	PA: 37
PITCHER	IP WLS BF H R ER SO BB IBB HBP BLK WP HR S P ERA WHIP																			
53 Rich Hill, L ERA: 4.05	5.0 W 21 5 3 3 4 2 0 0 0 0 0 0 45 74 5.40 1.400																			
49 Carlos Marmol, R ERA: 1.22	1.0 4 0 0 0 2 1 0 0 0 0 0 0 6 11 0.00 1.000																			
47 Scott Eyre, L ERA: 4.24	1.0 3 0 0 0 0 1 0 0 0 0 0 0 6 11 0.00 1.000																			
Bob Howry, R ERA: 3.45	1.0 5 2 1 1 1 0 0 0 0 0 0 0 10 12 9.00 2.000																			
46 Ryan Dempster, R ERA: 4.24	1.0 4 1 1 1 1 0 0 0 0 0 0 1 11 16 9.00 1.000																			
Batter	1	2	3	4	5	6	7	8	9	AB	R	H	RBI	BB	SO	LOB	BOTTOM			
12 Alfonso Soriano, R OBP: 0.336, SLG: 0.553										4	2	3	5	1	1	0				
Mark DeRosa, R OBP: 0.373, SLG: 0.419										5	0	0	0	0	1	2				
25 Derrek Lee, R OBP: 0.401, SLG: 0.499										5	2	4	1	0	1	0				
16 Aramis Ramirez, R OBP: 0.371, SLG: 0.563										5	2	2	2	0	1	3				
19 Matt Murton, R OBP: 0.350, SLG: 0.416										3	0	1	0	1	1	0				
57 Sam Fuld, L										0	0	0	0	1	0	0				
18 Geovany Soto, R OBP: 0.432, SLG: 0.700										5	0	1	0	0	2	4				
Craig Monroe, R OBP: 0.271, SLG: 0.370										1	0	0	0	1	1	2				
Jacque Jones, L OBP: 0.328, SLG: 0.385										2	1	1	0	0	1	0				
2 Ryan Theriot, R OBP: 0.333, SLG: 0.356										4	2	3	0	0	0	0				
53 Rich Hill, L OBP: 0.145, SLG: 0.154										2	0	0	0	0	0	2				
49 Carlos Marmol, R ERA: 1.22										1	0	0	0	0	0	1				
47 Scott Eyre, L ERA: 4.24										0	0	0	0	0	0	0				
33 Danlye Ward, L OBP: 0.245, SLG: 0.519										1	0	0	0	0	1	2				
Bob Howry, R ERA: 3.45										0	0	0	0	0	0	0				
46 Ryan Dempster, R ERA: 4.24										0	0	0	0	0	0	0				
Inning Stats	R: 2 E: 1 K: 2 S: 15	H: 4 LOB: 2 BB: 0 P: 23	R: 1 E: 0 K: 0 S: 9	H: 1 LOB: 0 BB: 0 P: 10	R: 2 E: 0 K: 2 S: 18	H: 3 LOB: 2 BB: 1 P: 31	R: 0 E: 0 K: 0 S: 10	H: 1 LOB: 3 BB: 2 P: 20	R: 2 E: 0 K: 3 S: 15	H: 2 LOB: 0 BB: 0 P: 26	R: 0 E: 0 K: 0 S: 4	H: 1 LOB: 0 BB: 0 P: 6	R: 2 E: 0 K: 2 S: 13	H: 3 LOB: 1 BB: 0 P: 22	R: 0 E: 0 K: 2 S: 13	H: 0 LOB: 1 BB: 1 P: 25	1B: 10 2B: 2 3B: 0 HR: 4	SF: 0 SAC: 0 DP: 1 HBP: 0	WP: 0 PB: 0 SB: 1 CS: 0	PA: 42
PITCHER	IP WLS BF H R ER SO BB IBB HBP BLK WP HR S P ERA WHIP																			
57 Zach Duke, L ERA: 5.83	4.0 L 24 9 5 4 4 3 0 0 0 0 0 0 3 52 9.00 3.000																			
Salomon Torres, R ERA: 5.59	1.0 5 2 2 2 3 0 0 0 0 0 0 1 15 26 18.00 2.000																			
47 John Van Benschoten, R ERA: 9.73	3.0 13 4 2 2 4 1 0 0 0 0 0 0 30 53 6.00 1.667																			

Pittsburgh Pirates @ Chicago Cubs
Wrigley Field, Chicago, IL
Sat Sep 22 2007, 12:05 PM CDT
Att: 41,271 - Sunny - 66 F

AB 33
R 5
H 8
RBI 5
BB 4
SO 8
LOB 14



Pittsburgh Pirates @ Chicago Cubs
Wrigley Field, Chicago, IL
Sat Sep 22 2007, 12:05 PM CDT
Att: 41,271 - Sunny - 66 F

AB 38
R 9
H 15
RBI 8
BB 4
SO 11
LOB 16



Batter	1	2	3	4	5	6	7	8	9	AB	R	H	RBI	BB	SO	LOB	TOP			
3 Nyer Morgan, L OBP: 0.330, SLG: 0.361										4	0	1	0	0	1	2	Pittsburgh Pirates @ Chicago Cubs Wrigley Field, Chicago, IL Sun Sep 23 2007, 1:20 PM CDT Att: 41,364 - Sunny - 72 F			
19 José Bautista, R OBP: 0.345, SLG: 0.422										3	0	0	0	1	2	1				
12 Freddy Sanchez, R Matt Kata, S OBP: 0.252, SLG: 0.351										3	0	0	0	0	1	1				
25 Adam LaRoche, L OBP: 0.346, SLG: 0.457										4	0	1	0	0	2	0				
Xavier Nady, R OBP: 0.335, SLG: 0.484										4	0	1	0	0	1	1				
Jason Bay, R 58 Romulo Sanchez, R OBP: 0.328, SLG: 0.420										2	0	0	0	1	1	0				
51 Steve Pearce, R OBP: 0.339, SLG: 0.404										0	0	0	0	0	0	0				
26 Ronny Paulino, R OBP: 0.310, SLG: 0.389										3	0	0	0	0	1	2				
Cesar Izturis, S OBP: 0.302, SLG: 0.312										3	0	0	0	0	0	2				
24 Tom Gorzelanny, R 52 Franquelis Osona, R OBP: 0.109, SLG: 0.066										1	0	0	0	1	1	0				
13 Nate McLouth, L OBP: 0.351, SLG: 0.461										0	0	0	0	0	0	0				
Inning Stats	R: 0 E: 0 K: 3 S: 9	H: 0 LOB: 0 BB: 0 P: 14	R: 0 E: 0 K: 1 S: 12	H: 1 LOB: 2 BB: 1 P: 19	R: 0 E: 0 K: 1 S: 11	H: 1 LOB: 1 BB: 1 P: 18	R: 0 E: 0 K: 0 S: 6	H: 0 LOB: 0 BB: 0 P: 11	R: 0 E: 0 K: 1 S: 10	H: 0 LOB: 1 BB: 1 P: 15	R: 0 E: 0 K: 0 S: 10	H: 0 LOB: 0 BB: 0 P: 9	R: 0 E: 0 K: 2 S: 12	H: 0 LOB: 0 BB: 1 P: 18	R: 0 E: 0 K: 3 S: 11	H: 0 LOB: 0 BB: 1 P: 15	1B: 3 2B: 0 3B: 0 HR: 0	SF: 0 SAC: 0 DP: 0 HBP: 0	WP: 0 PB: 0 SB: 1 CS: 1	PA: 33
PITCHER	IP	WLS	BF	H	R	ER	SO	BB	IBB	HBP	BLK	WP	HR	S	P	ERA	WHIP			
38 Carlos Zambrano, R ERA: 4.08	6.0	W	23	3	0	0	6	3	0	0	0	0	0	58	93	0.00	1.000			
34 Kerry Wood, R ERA: 3.5	2.0		7	0	0	0	3	1	0	0	0	0	0	18	27	0.00	0.500			
43 Michael Wertz, R ERA: 3.63	1.0		3	0	0	0	3	0	0	0	0	0	0	11	15	0.00	0.000			

Batter	1	2	3	4	5	6	7	8	9	AB	R	H	RBI	BB	SO	LOB	BOTTOM				
12 Alfonso Soriano, R OBP: 0.334, SLG: 0.550										5	1	1	0	0	1	3	Pittsburgh Pirates @ Chicago Cubs Wrigley Field, Chicago, IL Sun Sep 23 2007, 1:20 PM CDT Att: 41,364 - Sunny - 72 F				
Mark DeRosa, R OBP: 0.375, SLG: 0.421										4	1	2	1	1	2	1					
25 Derrek Lee, R OBP: 0.403, SLG: 0.506										4	2	2	3	1	0	2					
16 Aramis Ramirez, R OBP: 0.369, SLG: 0.559										4	0	0	0	1	3	3					
19 Matt Murton, R 57 Sam Fuld, L OBP: 0.356, SLG: 0.431										4	1	3	0	0	1	0					
18 Geovany Soto, R OBP: 0.438, SLG: 0.698										0	0	0	0	0	0	0					
Craig Monroe, R 20 Felix Pie, L OBP: 0.269, SLG: 0.367										3	1	2	1	0	1	0					
Ronny Cedeno, R OBP: 0.232, SLG: 0.369										3	0	0	0	0	1	4					
38 Carlos Zambrano, S 34 Kerry Wood, R 43 Michael Wertz, R OBP: 0.256, SLG: 0.359										1	0	0	0	0	0	1					
Inning Stats	R: 0 E: 0 K: 1 S: 8	H: 1 LOB: 1 BB: 0 P: 9	R: 1 E: 0 K: 1 S: 16	H: 3 LOB: 2 BB: 0 P: 24	R: 0 E: 0 K: 2 S: 15	H: 1 LOB: 2 BB: 1 P: 27	R: 0 E: 0 K: 2 S: 12	H: 1 LOB: 0 BB: 0 P: 20	R: 2 E: 0 K: 1 S: 12	H: 3 LOB: 2 BB: 1 P: 22	R: 3 E: 0 K: 0 S: 11	H: 3 LOB: 0 BB: 0 P: 16	R: 2 E: 0 K: 2 S: 10	H: 2 LOB: 0 BB: 0 P: 14	R: 0 E: 0 K: 1 S: 11	H: 0 LOB: 1 BB: 1 P: 20		1B: 7 2B: 5 3B: 0 HR: 2	SF: 1 SAC: 0 DP: 0 HBP: 0	WP: 1 PB: 1 SB: 1 CS: 0	PA: 40
PITCHER	IP	WLS	BF	H	R	ER	SO	BB	IBB	HBP	BLK	WP	HR	S	P	ERA	WHIP				
24 Tom Gorzelanny, L ERA: 3.73	5.2	L	30	12	6	6	7	1	1	0	0	0	0	1	73	117	9.53	2.294			
52 Franquelis Osona, R ERA: 4.39	0.1		1	0	0	0	0	0	0	0	0	0	0	1	1	0.00	0.000				
58 Romulo Sanchez, R ERA: 2.45	2.0		9	2	2	2	3	1	0	0	0	1	1	21	34	9.00	1.500				



Batter	1	2	3	4	5	6	7	8	9	AB	R	H	RBI	BB	SO	LOB	TOP					
12 Alfonso Soriano, R (1, 7) OBP: 0.332, SLG: 0.546	F9		K			K		K		4	0	0	0	0	3	1						
Mark DeRosa, R (1, 4) OBP: 0.374, SLG: 0.419	F9			BB			L9		K	3	0	0	0	1	1	0						
25 Derrek Lee, R (1, 3) OBP: 0.402, SLG: 0.505	K			G5-4-3			F8		1B	4	0	1	0	0	1	1						
16 Aramis Ramirez, R (1, 5) OBP: 0.366, SLG: 0.554		F7		G6-3			E4		F8	4	0	0	0	0	0	1						
19 Matt Murton, R (1, 9) OBP: 0.356, SLG: 0.427 Cliff Floyd, L (9, PH) OBP: 0.360, SLG: 0.419		L9			BB		L9		F8	2	0	0	0	1	0	1						
18 Geovany Soto, R (1, 2) OBP: 0.431, SLG: 0.667		G1-3			G4-6-3					2	1	0	0	1	0	1						
Craig Monroe, R (1, 8) OBP: 0.269, SLG: 0.375			K					HR		3	1	1	2	0	1	0						
2 Ryan Theriot, R (1, 6) OBP: 0.333, SLG: 0.356						L8			F8	3	0	1	0	0	0	0						
30 Ted Lilly, L (1, 1) OBP: 0.149, SLG: 0.151 Ronny Cedeno, R (6, PH) OBP: 0.229, SLG: 0.364 43 Michael Wuerztz, R (6, 1) Jason Kendall, R (8, PH) 22 Kevin Hart, R (8, 1)			K			K		G5-3		1	0	0	0	0	1	1						
Inning Stats	R: 0 E: 0 K: 1 S: 5	H: 0 LOB: 0 BB: 0 P: 11	R: 0 E: 0 K: 0 S: 12	H: 0 LOB: 0 BB: 0 P: 19	R: 0 E: 0 K: 3 S: 12	H: 1 LOB: 1 BB: 0 P: 16	R: 0 E: 0 K: 0 S: 10	H: 0 LOB: 0 BB: 1 P: 18	R: 0 E: 0 K: 2 S: 3	H: 0 LOB: 0 BB: 0 P: 7	R: 0 E: 0 K: 2 S: 8	H: 0 LOB: 0 BB: 0 P: 10	R: 0 E: 1 K: 0 S: 7	H: 0 LOB: 1 BB: 0 P: 10	R: 2 E: 0 K: 1 S: 14	H: 1 LOB: 0 BB: 1 P: 23	R: 0 E: 0 K: 1 S: 13	H: 1 LOB: 1 BB: 0 P: 21	1B: 2 2B: 0 3B: 0 HR: 1	SF: 0 SAC: 0 DP: 2 HBP: 0	WP: 0 PB: 0 SB: 0 CS: 0	PA: 32
PITCHER	IP WLS BF H R ER SO BB IBB HBP BLK WP HR S P ERA WHIP																					
Dontrelle Willis, L (1, 1) ERA: 5.2	8.0 W 28 2 2 2 7 3 0 0 0 0 0 1 71 114 2.25 0.625																					
48 Lee Gardner, R (9, 1) ERA: 2.02	0.2 H 3 1 0 0 1 0 0 0 0 0 0 0 10 16 0.00 1.500																					
57 Taylor Tankersley, L (9, 1) ERA: 4.08	0.1 S 1 0 0 0 0 0 0 0 0 0 0 0 3 5 0.00 0.000																					

Chicago Cubs @ Florida Marlins
Dolphin Stadium, Miami, FL
Tue Sep 25 2007, 7:05 PM EDT
Att: 16,044 - Cloudy - 77 F

AB	29
R	2
H	3
RBI	2
BB	3
SO	8
LOB	7



Batter	1	2	3	4	5	6	7	8	9	AB	R	H	RBI	BB	SO	LOB	BOTTOM			
2 Hanley Ramirez, R (1, 6) OBP: 0.388, SLG: 0.561	L7	6 SF9 2B		G1-3			F8			4	1	1	1	0	0	0				
6 Dan Uggla, R (1, 4) OBP: 0.323, SLG: 0.485	F8	SF9		F8			G6-3			3	0	0	1	0	0	0				
27 Jeremy Hermida, L (1, 9) OBP: 0.366, SLG: 0.494							K			4	0	3	2	0	1	0				
Miguel Cabrera, R (1, 5) OBP: 0.399, SLG: 0.565								G4-3		3	0	0	0	1	1	2				
Mike Jacobs, L (1, 3) OBP: 0.327, SLG: 0.474 48 Lee Gardner, R (9, 1) 57 Taylor Tankersley, L (9, 1)							F7		F9	4	0	0	0	0	1	3				
Miguel Olivo, R (1, 2) OBP: 0.261, SLG: 0.406										4	0	2	0	0	2	1				
Todd Linden, S (1, 7) OBP: 0.316, SLG: 0.305										4	1	1	0	0	3	2				
25 Brett Carroll, R (1, 8) OBP: 0.267, SLG: 0.238										3	1	1	0	0	1	1				
Dontrelle Willis, L (1, 1) ERA: 3.86 Jason Wood, R (9, 3) OBP: 0.258, SLG: 0.384										3	1	1	0	0	0	0				
Inning Stats	R: 0 E: 0 K: 1 S: 14	H: 1 LOB: 2 BB: 1 P: 21	R: 4 E: 0 K: 1 S: 18	H: 5 LOB: 1 BB: 0 P: 24	R: 0 E: 0 K: 1 S: 8	H: 1 LOB: 1 BB: 0 P: 11	R: 0 E: 0 K: 0 S: 11	H: 0 LOB: 0 BB: 0 P: 15	R: 0 E: 0 K: 2 S: 12	H: 1 LOB: 1 BB: 0 P: 14	R: 0 E: 0 K: 2 S: 9	H: 0 LOB: 0 BB: 0 P: 11	R: 0 E: 0 K: 1 S: 9	H: 0 LOB: 0 BB: 0 P: 11	R: 0 E: 0 K: 1 S: 9	H: 1 LOB: 1 BB: 0 P: 12	1B: 5 2B: 4 3B: 0 HR: 0	SF: 1 SAC: 0 DP: 0 HBP: 0	WP: 0 PB: 0 SB: 0 CS: 0	PA: 34
PITCHER	IP WLS BF H R ER SO BB IBB HBP BLK WP HR S P ERA WHIP																			
30 Ted Lilly, L (1, 1) ERA: 3.86	5.0 L 24 8 4 4 4 5 0 0 0 0 0 0 63 85 7.20 1.600																			
43 Michael Wuerztz, R (6, 1) ERA: 3.53	2.0 6 0 0 0 3 0 0 0 0 0 0 0 18 22 0.00 0.000																			
22 Kevin Hart, R (8, 1) ERA: 0.84	1.0 4 1 0 0 1 0 0 0 0 0 0 0 9 12 0.00 1.000																			


Chicago Cubs @ Florida Marlins
Dolphin Stadium, Miami, FL
Tue Sep 25 2007, 7:05 PM EDT
Att: 16,044 - Cloudy - 77 F

AB	32
R	4
H	9
RBI	4
BB	1
SO	9
LOB	9



Batter	1	2	3	4	5	6	7	8	9	AB	R	H	RBI	BB	SO	LOB	TOP						
12 Alfonso Soriano, R OBP: 0.333, SLG: 0.545	1-2 G4-3	4-2 BB			2-3 K	0-1 2B		2-0 1B		4	0	2	1	1	1	0	Chicago Cubs @ Florida Marlins Dolphin Stadium, Miami, FL Thu Sep 27 2007, 4:05 PM EDT Att: 24,809 - Partly Cloudy - 88 F						
2 Ryan Theriot, R OBP: 0.329, SLG: 0.350	4-2 25 2B 16 1B BB	2-1 L7			1-2 G4-3	0-1 G4-3		0-0 G1-6-3		4	1	0	0	1	0	5							
25 Derrek Lee, R OBP: 0.401, SLG: 0.508	1-1 16 1B 2B			0-1 G5-3					3-2 F8	5	0	1	0	0	2	0							
16 Aramis Ramirez, R OBP: 0.368, SLG: 0.554	0-1 2B			2-0 1B		0-1 FC5 18 1B 1B		3-2 BB 2B		5	1	4	1	0	0	0							
Mark DeRosa, R OBP: 0.372, SLG: 0.421	1-0 F7			3-3 1B		0-0 F7		1-3 K		5	0	0	0	0	2	5							
18 Geovany Soto, R OBP: 0.426, SLG: 0.646	1-3 K			2-2 L7		1-1 E 1B		4-0 BB		3	1	1	0	0	1	3							
Cliff Floyd, L OBP: 0.370, SLG: 0.427						1-2 1B				0	0	0	0	1	0	0							
Craig Monroe, R OBP: 0.269, SLG: 0.372		1-1 P5			0-0 F8					3	1	0	0	1	0	1							
24 Henry Blanco, R OBP: 0.200, SLG: 0.234						2-1 FC5 12 2B 1B		4-1 BB		0	0	0	0	0	0	0							
Jacque Jones, L OBP: 0.329, SLG: 0.389		3-1 2B			0-2 G6-3			1-3 K		4	0	2	1	0	1	3							
52 Steve Trachsel, R OBP: 0.083, SLG: 0.083		2-2 G6-3			0-2 L9					2	0	0	0	0	0	1							
13 Will Ohman, L OBP: 0.000, SLG: 0.000						1-2 K				0	0	0	0	0	0	0							
22 Kevin Hart, R OBP: 0.000, SLG: 0.000						3-2 K				0	0	0	0	0	0	0							
19 Matt Murton, R OBP: 0.000, SLG: 0.000						0-1 F9				1	0	0	0	0	0	2							
47 Scott Eyre, L OBP: 0.000, SLG: 0.000						0-1 BB				0	0	0	0	0	0	0							
34 Kerry Wood, R OBP: 0.000, SLG: 0.000						1-2 2B				0	0	0	0	0	0	0							
17 Mike Fontenot, L OBP: 0.000, SLG: 0.000						1-3 K				1	0	0	0	0	0	0							
46 Ryan Dempster, R OBP: 0.000, SLG: 0.000						1-3 K				0	0	0	0	0	0	0							
Inning Stats	R: 1 E: 0 K: 1 S: 14	H: 2 LOB: 2 BB: 1 P: 22	R: 0 E: 0 K: 0 S: 17	H: 1 LOB: 2 BB: 1 P: 29	R: 0 E: 0 K: 1 S: 9	H: 1 LOB: 1 BB: 0 P: 16	R: 0 E: 0 K: 0 S: 8	H: 0 LOB: 0 BB: 0 P: 8	R: 0 E: 0 K: 1 S: 10	H: 0 LOB: 0 BB: 0 P: 15	R: 3 E: 1 K: 1 S: 16	H: 4 LOB: 2 BB: 0 P: 20	R: 0 E: 0 K: 3 S: 15	H: 1 LOB: 3 BB: 2 P: 31	R: 0 E: 0 K: 1 S: 5	H: 1 LOB: 0 BB: 0 P: 8	R: 0 E: 0 K: 0 S: 5	H: 0 LOB: 0 BB: 0 P: 8	1B: 6 2B: 4 3B: 0 HR: 0	SF: 0 SAC: 0 DP: 1 HBP: 0	WP: 0 PB: 0 SB: 0 CS: 0	PA: 41	
PITCHER	IP WLS BF H R ER SO BB IBB HBP BLK WP HR S P ERA WHIP	5.1 W 26 7 4 2 4 2 0 0 0 0 0 0 66 101 3.38 1.688	6.1 H 3 1 0 0 1 0 0 0 0 0 0 0 8 9 0.00 1.500	7.1 H 3 1 0 0 2 0 0 0 0 0 0 0 10 17 0.00 1.500	7.1 H 3 0 0 0 1 2 0 0 0 0 0 0 5 14 0.00 6.000	8.1 H 3 1 0 0 1 0 0 0 0 0 0 0 5 8 0.00 1.000	9.1 S 3 0 0 0 0 0 0 0 0 0 0 0 5 8 0.00 1.000	Kevin Gregg, R ERA: 3.62	1.0 S 3 0 0 0 0 0 0 0 0 0 0 0 10 17 0.00 1.000	0.00 0.000													
Batter	1	2	3	4	5	6	7	8	9	AB	R	H	RBI	BB	SO	LOB	BOTTOM						
2 Hanley Ramirez, R OBP: 0.387, SLG: 0.564	1-2 27 1B SF9 2B	2-2 SF9			0-1 HR	1-1 G5-3		0-0 G6-3		4	2	2	2	0	0	5	Chicago Cubs @ Florida Marlins Dolphin Stadium, Miami, FL Thu Sep 27 2007, 4:05 PM EDT Att: 24,809 - Partly Cloudy - 88 F						
6 Dan Uggla, R OBP: 0.323, SLG: 0.482	3-2 P6	2-0 G5-3			4-0 2B BB		0-0 F7		3	1	0	0	1	0	1								
27 Jeremy Hermida, L OBP: 0.368, SLG: 0.496	3-2 SF9 1B			1-3 K	0-1 F9		2-2 BB 1B		4	0	2	0	0	1	1								
Miguel Cabrera, R OBP: 0.402, SLG: 0.571	4-0 IBB			3-2 L8	0-1 2B		4-2 BB G6-4-3		2	0	1	1	2	0	0								
Mike Jacobs, L OBP: 0.321, SLG: 0.466	2-2 SF9			1-3 K	1-3 K		0-2 G6-4-3		3	0	0	1	0	2	3								
Todd Linder, S OBP: 0.323, SLG: 0.320	1-3 K			0-0 B1-3					3	0	1	0	1	1	2								
Reggie Abercrombie, R OBP: 0.241, SLG: 0.320									0	1	0	0	0	0	0								
Kevin Gregg, R ERA: 3.62									0	0	0	0	0	0	0								
Miguel Olivo, R OBP: 0.283, SLG: 0.406		0-1 7 2B 1B		2-1 L8		4-2 G5-3 2 7 1B 1B		0-1 P3	3	1	1	0	1	0	1								
7 Alejandro De Az, L OBP: 0.255, SLG: 0.301		2-0 SH5-4 2 SF9 2B		0-1 G4-3		0-2 BB		1-3 K	4	1	2	1	0	1	1								
Scott Olsen, L ERA: 5.81		0-1 7 2B 1B							3	1	1	0	1	1	1								
22 Matt Lindstrom, R ERA: 4.9									1	0	0	0	0	0	0								
32 Justin Miller, R ERA: 3.73									0	0	0	0	0	0	0								
37 Renyel Pinto, L ERA: 3.79									0	0	0	0	0	0	0								
48 Lee Gardner, R ERA: 1.99									0	0	0	0	0	0	0								
Inning Stats	R: 1 E: 0 K: 1 S: 16	H: 2 LOB: 2 BB: 1 P: 30	R: 2 E: 0 K: 0 S: 9	H: 2 LOB: 0 BB: 0 P: 15	R: 0 E: 0 K: 2 S: 10	H: 0 LOB: 0 BB: 0 P: 15	R: 0 E: 0 K: 0 S: 5	H: 0 LOB: 0 BB: 0 P: 7	R: 2 E: 0 K: 2 S: 12	H: 2 LOB: 1 BB: 1 P: 18	R: 0 E: 0 K: 1 S: 13	H: 2 LOB: 2 BB: 1 P: 21	R: 0 E: 0 K: 0 S: 9	H: 1 LOB: 1 BB: 1 P: 15	R: 1 E: 0 K: 1 S: 9	H: 1 LOB: 2 BB: 1 P: 17	R: 0 E: 0 K: 1 S: 9	H: 1 LOB: 0 BB: 0 P: 8	1B: 5 2B: 4 3B: 0 HR: 1	SF: 2 SAC: 1 DP: 2 HBP: 0	WP: 0 PB: 0 SB: 1 CS: 0	PA: 37	
PITCHER	IP WLS BF H R ER SO BB IBB HBP BLK WP HR S P ERA WHIP	4.1 L 20 5 5 5 4 1 0 0 0 0 0 0 45 77 10.38 1.385	5.0 1 0 0 0 0 0 0 0 0 0 0 0 0 2 2 0.00 0.000	5.0 1 0 0 0 0 0 0 0 0 0 0 0 0 5 6 0.00 3.000	6.1 2 0 0 0 0 0 0 0 0 0 0 0 0 8 15 ∞ ∞	6.1 6 1 0 0 1 1 0 0 0 0 0 0 14 21 0.00 1.000	1.0 S 5 0 0 0 0 0 0 0 0 0 0 0 10 17 9.00 2.000	46 Ryan Dempster, R ERA: 4.31	1.0 S 5 0 0 0 0 0 0 0 0 0 0 0 10 17 9.00 2.000	0.00 0.000													

AB 37
R 4
H 10
RBI 3
BB 4
SO 9
LOB 20



AB 29
R 6
H 10
RBI 6
BB 5
SO 7
LOB 17



Batter	1	2	3	4	5	6	7	8	9	AB	R	H	RBI	BB	SO	LOB	TOP							
12 Alfonso Soriano, R (1.7) OBP: 0.334, SLG: 0.550										5	2	2	1	0	2	1								
Jason Kendall, R (1.2) OBP: 0.298, SLG: 0.308										5	0	0	0	0	0	2	1							
25 Derrek Lee, R (1.3) OBP: 0.400, SLG: 0.512										4	1	1	2	0	1	0								
Cliff Floyd, L (1.9) OBP: 0.372, SLG: 0.423										2	0	0	0	1	0	0								
20 Felix Pie, L (8.8) OBP: 0.299, SLG: 0.333										0	0	0	0	0	0	0								
16 Aramis Ramirez, R (1.5) OBP: 0.367, SLG: 0.552										4	1	1	0	0	0	2								
Mark DeRosa, R (1.4) OBP: 0.373, SLG: 0.422										4	2	2	0	0	0	0								
Jacque Jones, L (1.8) OBP: 0.333, SLG: 0.395										4	0	3	2	0	0	0								
2 Ryan Theriot, R (1.6) OBP: 0.329, SLG: 0.350										3	0	1	1	0	0	1								
38 Carlos Zambrano, S (1.1) OBP: 0.247, SLG: 0.346										3	0	0	0	0	1	1								
Bob Howry, L (8.1)										0	0	0	0	0	0	0								
17 Mike Fontenot, L (9. PH) OBP: 0.340, SLG: 0.412										1	0	0	0	0	0	0								
46 Ryan Dempster, R (9.1)										0	0	0	0	0	0	0								
Inning Stats	R: 1 E: 0 K: 1 S: 13	H: 1 LOB: 1 BB: 0 P: 18	R: 1 E: 1 K: 0 S: 11	H: 2 LOB: 1 BB: 0 P: 18	R: 0 E: 0 K: 0 S: 9	H: 0 LOB: 1 BB: 1 P: 18	R: 0 E: 0 K: 0 S: 5	H: 0 LOB: 0 BB: 0 P: 8	R: 2 E: 0 K: 0 S: 11	H: 2 LOB: 0 BB: 0 P: 17	R: 0 E: 0 K: 0 S: 12	H: 1 LOB: 1 BB: 0 P: 16	R: 0 E: 0 K: 3 S: 13	H: 0 LOB: 0 BB: 0 P: 17	R: 2 E: 0 K: 1 S: 14	H: 4 LOB: 2 BB: 0 P: 19	R: 0 E: 0 K: 1 S: 14	H: 0 LOB: 0 BB: 0 P: 19	1B: 6 2B: 2 3B: 0 HR: 2	SF: 1 SAC: 0 DP: 0 HBP: 1	WP: 0 PB: 1 SB: 0 CS: 0	PA: 38		
PITCHER	IP	WLS	BF	H	R	ER	SO	BB	IBB	HBP	BLK	WP	HR	S	P	ERA	WHIP							
61 Bronson Arroyo, R (1.1) ERA: 4.23	6.0	L	26	6	4	3	1	1	0	1	0	0	2	61	95	4.50	1.167							
56 Todd Coffey, R (7.1) ERA: 5.94	1.0		3	0	0	0	3	0	0	0	0	0	0	13	17	0.00	0.000							
Mike Stanton, L (8.1) ERA: 6.04	0.2		2	0	0	0	1	0	0	0	0	0	0	9	17	0.00	0.000							
Brad Salmon, R (8.1) ERA: 4.13	0.1		4	4	2	2	0	0	0	0	0	0	0	5	6	54.00	12.000							
58 Marcus McBeth, R (9.1) ERA: 5.95	1.0		3	0	0	0	1	0	0	0	0	0	0	14	19	0.00	0.000							

Chicago Cubs @ Cincinnati Reds
Great American Ball Park, Cincinnati, OH
Fri Sep 28 2007, 7:10 PM EDT
Att: 32,193 - Clear - 76 F

AB 35
R 6
H 10
RBI 6
BB 1
SO 6
LOB 6



Batter	1	2	3	4	5	6	7	8	9	AB	R	H	RBI	BB	SO	LOB	BOTTOM							
30 Norris Hopper, R (1.8) OBP: 0.372, SLG: 0.389										4	0	0	0	0	1	1								
27 Jeff Keppinger, R (1.6) OBP: 0.405, SLG: 0.489										4	0	3	0	0	0	0								
19 Joey Volto, L (1.3) OBP: 0.370, SLG: 0.526										4	0	1	0	0	0	3								
4 Brandon Phillips, R (1.4) OBP: 0.333, SLG: 0.488										4	0	1	0	0	0	3								
28 Edwin Encarnación, R (1.5) OBP: 0.355, SLG: 0.442										4	0	1	0	0	2	1								
Javier Valentin, S (1.2) OBP: 0.328, SLG: 0.387										3	0	1	0	1	0	2								
Buck Coats, L (1.7) OBP: 0.300, SLG: 0.346										4	0	0	0	0	1	2								
Jason Ellison, R (1.9) OBP: 0.287, SLG: 0.276										3	0	0	0	0	1	1								
61 Bronson Arroyo, R (1.1) OBP: 0.378, SLG: 0.214										2	0	1	0	0	0	0								
56 Todd Coffey, R (7.1) ERA: 5.94										0	0	0	0	0	0	0								
Mark Bellhorn, S (7. PH) OBP: 0.313, SLG: 0.083										1	0	0	0	0	0	1								
Mike Stanton, L (8.1) ERA: 6.04										0	0	0	0	0	0	0								
Brad Salmon, L (8.1) ERA: 4.13										0	0	0	0	0	0	0								
58 Marcus McBeth, R (9.1) ERA: 5.95										0	0	0	0	0	0	0								
Inning Stats	R: 0 E: 0 K: 0 S: 13	H: 1 LOB: 1 BB: 0 P: 17	R: 0 E: 0 K: 1 S: 7	H: 0 LOB: 0 BB: 0 P: 10	R: 0 E: 0 K: 0 S: 6	H: 0 LOB: 0 BB: 0 P: 10	R: 0 E: 0 K: 0 S: 8	H: 3 LOB: 2 BB: 0 P: 16	R: 0 E: 0 K: 0 S: 12	H: 1 LOB: 1 BB: 0 P: 16	R: 0 E: 0 K: 1 S: 14	H: 1 LOB: 1 BB: 0 P: 23	R: 0 E: 0 K: 2 S: 10	H: 0 LOB: 1 BB: 1 P: 18	R: 0 E: 0 K: 1 S: 9	H: 1 LOB: 1 BB: 0 P: 11	R: 0 E: 0 K: 0 S: 9	H: 1 LOB: 0 BB: 0 P: 13	1B: 8 2B: 0 3B: 0 HR: 0	SF: 0 SAC: 0 DP: 1 HBP: 0	WP: 0 PB: 0 SB: 0 CS: 0	PA: 34		
PITCHER	IP	WLS	BF	H	R	ER	SO	BB	IBB	HBP	BLK	WP	HR	S	P	ERA	WHIP							
38 Carlos Zambrano, R (1.1) ERA: 3.95	7.0	W	27	6	0	0	4	1	0	0	0	0	0	70	110	0.00	1.000							
Bob Howry, R (8.1) ERA: 3.36	1.0		4	1	0	0	1	0	0	0	0	0	0	9	11	0.00	1.000							
46 Ryan Dempster, R (9.1) ERA: 4.25	1.0		3	1	0	0	0	0	0	0	0	0	0	9	13	0.00	1.000							

Chicago Cubs @ Cincinnati Reds
Great American Ball Park, Cincinnati, OH
Fri Sep 28 2007, 7:10 PM EDT
Att: 32,193 - Clear - 76 F

AB 33
R 0
H 8
RBI 0
BB 1
SO 5
LOB 14



Batter	1	2	3	4	5	6	7	8	9	AB	R	H	RBI	BB	SO	LOB	TOP					
2 Ryan Theriot, R OBP: 0.326, SLG: 0.346	F9		B1-3		G4-3		G4-3		G6-4-3	5	0	0	0	0	0	2	Chicago Cubs @ Cincinnati Reds Great American Ball Park, Cincinnati, OH Sat Sep 29 2007, 3:55 PM EDT Att: 38,936 - Partly Cloudy - 79 F					
17 Mike Fontenot, L OBP: 0.339, SLG: 0.409	F7		1B		F8		G1-3			4	0	1	0	0	0	0						
19 Matt Murton, R OBP: 0.355, SLG: 0.442	HR		FC1-4-6 18 2B		2B			P6		4	2	2	1	0	0	1						
18 Geovany Soto, R OBP: 0.448, SLG: 0.692	2B		2B		2B			20 WP 1B		4	1	3	1	0	1	1						
20 Felix Pie, L OBP: 0.274, SLG: 0.337	K		1B		1B			K		4	0	2	1	0	2	2						
Ronny Cedeno, R OBP: 0.230, SLG: 0.400	HR		K		K			K		4	1	1	1	0	3	3						
24 Henry Blanco, R OBP: 0.204, SLG: 0.235	K		K		K			K		4	0	1	0	0	3	1						
57 Sam Fuld, L (1, 9)	K2-3		G4-3		K			K		3	0	0	0	1	2	1						
53 Rich Hill, L OBP: 0.141, SLG: 0.159	K		K		K			K		2	0	0	0	0	2	0						
Jason Kendall, R OBP: 0.299, SLG: 0.308	K		K		K			K		1	0	0	0	0	0	0						
45 Sean Marshall, L OBP: 0.133, SLG: 0.138	K		K		K			K		0	0	0	0	0	0	0						
Craig Monroe, R OBP: 0.268, SLG: 0.371	K		K		K			K		1	0	0	0	0	1	2						
47 Scott Eyre, L (9, 1)	K		K		K			K		0	0	0	0	0	0	0						
Inning Stats	R: 1 E: 0 K: 1 S: 15	H: 2 LOB: 1 BB: 0 P: 21	R: 1 E: 0 K: 3 S: 14	H: 1 LOB: 0 BB: 0 P: 14	R: 2 E: 0 K: 1 S: 19	H: 3 LOB: 1 BB: 0 P: 25	R: 0 E: 0 K: 2 S: 12	H: 0 LOB: 0 BB: 0 P: 14	R: 0 E: 0 K: 3 S: 11	H: 1 LOB: 1 BB: 0 P: 18	R: 0 E: 0 K: 0 S: 5	H: 0 LOB: 0 BB: 0 P: 7	R: 0 E: 0 K: 2 S: 12	H: 1 LOB: 1 BB: 0 P: 16	R: 0 E: 0 K: 1 S: 8	H: 1 LOB: 1 BB: 1 P: 14	1B: 5 2B: 3 3B: 0 HR: 2	SF: 0 SAC: 0 DP: 1 HBP: 0	WP: 1 PB: 0 SB: 1 CS: 0	PA: 37		
PITCHER	IP WLS BF H R ER SO BB IBB HBP BLK WP HR S P ERA WHIP	8.0 L 33 9 4 4 13 0 0 0 0 1 2 95 125 4.50 1.125	1.0 4 1 0 0 1 1 0 0 0 0 0 8 14 0.00 2.000																			

AB	36
R	4
H	10
RBI	4
BB	1
SO	14
LOB	13



Batter	1	2	3	4	5	6	7	8	9	AB	R	H	RBI	BB	SO	LOB	BOTTOM					
30 Norris Hopper, R OBP: 0.372, SLG: 0.389	K				P5				K	0	0	0	0	0	0	0	Chicago Cubs @ Cincinnati Reds Great American Ball Park, Cincinnati, OH Sat Sep 29 2007, 3:55 PM EDT Att: 38,936 - Partly Cloudy - 79 F					
Buck Coats, L OBP: 0.294, SLG: 0.367	K				P3				HBP	3	0	0	0	0	1							
27 Jeff Keppinger, R OBP: 0.282, SLG: 0.483	L5				P3					3	0	0	0	0	1							
19 Joey Volto, L OBP: 0.353, SLG: 0.500	F8				F7				F7	4	0	0	0	0	1							
4 Brandon Phillips, R OBP: 0.331, SLG: 0.485	F7				G4-3				F9	4	0	0	0	1	1							
28 Edwin Encarnación, R OBP: 0.355, SLG: 0.440	G5-3				G6-3 BB				F8	2	0	0	0	1	0							
Jorge Cantu, R OBP: 0.326, SLG: 0.342	K				G6-3				K	3	0	0	0	2	1							
26 David Ross, R OBP: 0.271, SLG: 0.399	P3				L7				BB	2	0	0	0	1	0							
Jason Ellison, R OBP: 0.278, SLG: 0.267	K				K				F7	3	0	0	0	2	1							
39 Aaron Harang, R OBP: 0.117, SLG: 0.108	F9				P3				K	2	0	0	0	0	0							
Mark Bellhorn, S OBP: 0.294, SLG: 0.077	F9				P3				K	1	0	0	0	1	1							
25 David Weathers, R (9, 1)	F9				P3				K	0	0	0	0	0	0							
Inning Stats	R: 0 E: 0 K: 1 S: 5	H: 0 LOB: 0 BB: 0 P: 8	R: 0 E: 0 K: 1 S: 10	H: 0 LOB: 0 BB: 0 P: 15	R: 0 E: 0 K: 1 S: 7	H: 0 LOB: 0 BB: 0 P: 9	R: 0 E: 0 K: 0 S: 9	H: 0 LOB: 0 BB: 0 P: 13	R: 0 E: 0 K: 0 S: 13	H: 0 LOB: 1 BB: 1 P: 20	R: 0 E: 0 K: 1 S: 10	H: 1 LOB: 0 BB: 0 P: 14	R: 0 E: 0 K: 1 S: 7	H: 0 LOB: 0 BB: 0 P: 9	R: 0 E: 0 K: 2 S: 13	H: 0 LOB: 1 BB: 1 P: 25	R: 0 E: 0 K: 1 S: 12	H: 0 LOB: 1 BB: 0 P: 19	1B: 0 2B: 1 3B: 0 HR: 0	SF: 0 SAC: 0 DP: 0 HBP: 1	WP: 0 PB: 0 SB: 0 CS: 0	PA: 31
PITCHER	IP WLS BF H R ER SO BB IBB HBP BLK WP HR S P ERA WHIP	6.0 W 20 1 0 0 4 1 0 0 0 0 0 54 79 0.00 0.333	2.0 7 0 0 0 3 1 0 0 0 0 0 20 34 0.00 0.500	1.0 4 0 0 0 1 0 0 1 0 0 0 12 19 0.00 0.000																		

AB	28
R	0
H	1
RBI	0
BB	2
SO	8
LOB	7



Batter	1	2	3	4	5	6	7	8	9	AB	R	H	RBI	BB	SO	LOB	TOP								
12 Alfonso Soriano, R OBP: 0.337, SLG: 0.560 57 Sam Fuld, L (4, PR)	1-0 HR	1-2 2H 1B		2-2 2B		1-2 BB			3-2 F7	3	1	3	3	0	0	0									
17 Mike Fontenot, L OBP: 0.336, SLG: 0.402	4-1 25 G6-4-3 BB	1-1 F7		1-3 K		3-2 G6-3			1-0 F7	4	0	0	0	1	1	5									
25 Derrek Lee, R OBP: 0.400, SLG: 0.513 24 Henry Blanco, R OBP: 0.193, SLG: 0.222	0-1 G6-4-3		2-2 G3 2B		1-0 P3				1-0 L8	2	1	1	0	0	0	1									
Cliff Floyd, L OBP: 0.373, SLG: 0.422 19 Matt Murton, R OBP: 0.352, SLG: 0.438	4-2 BB		2-0 G3		2-0 G6-3				2-0 E5 G5-3	1	0	0	0	1	0	1									
16 Aramis Ramirez, R OBP: 0.366, SLG: 0.549 Mark DeRosa, R OBP: 0.371, SLG: 0.420	3-1 F7		0-1 G5-3		1-0 G5-3				1-0 G5-3	2	0	0	0	0	0	2									
Jacque Jones, L OBP: 0.335, SLG: 0.400 20 Felix Pie, L OBP: 0.271, SLG: 0.333		0-1 SH1-3 1B	0-2 2B		2-3 K				1-2 G6-3	3	2	1	2	1	0	0									
Ronny Cedeno, R OBP: 0.231, SLG: 0.392		1-3 K	0-1 G6-3						0-0 L8	1	4	0	1	0	0	1	2								
Jason Kendall, R OBP: 0.301, SLG: 0.309 18 Geovany Soto, R OBP: 0.435, SLG: 0.667		4-1 SH1-3 1B	1-2 BB		2-2 1B				0-1 G1-3	2	1	1	1	0	1	0	0								
30 Ted Lilly, L Jason Marquis, R 13 Will Ohman, L 46 Ryan Dempster, R 24 Kerry Wood, R Cruz Marrero, R 43 Michael Wuerz, R 49 Carlos Marmol, R Bob Howry, L		1-0 SH1-3	1-3 K		1-3 K				1-2 P3	3	0	0	0	0	0	0	0								
Inning Stats	R: 1 E: 0 K: 0 S: 9	H: 1 LOB: 2 BB: 2 P: 21	R: 2 E: 0 K: 1 S: 12	H: 2 LOB: 1 BB: 1 P: 20	R: 1 E: 0 K: 1 S: 11	H: 2 LOB: 1 BB: 0 P: 15	R: 0 E: 0 K: 2 S: 14	H: 2 LOB: 2 BB: 1 P: 21	R: 0 E: 0 K: 1 S: 5	H: 0 LOB: 0 BB: 0 P: 10	R: 0 E: 0 K: 1 S: 14	H: 1 LOB: 2 BB: 1 P: 24	R: 0 E: 0 K: 0 S: 9	H: 0 LOB: 1 BB: 0 P: 15	R: 0 E: 0 K: 0 S: 8	H: 0 LOB: 0 BB: 0 P: 9	R: 0 E: 0 K: 0 S: 6	H: 0 LOB: 0 BB: 0 P: 11	1B: 4 2B: 3 3B: 0 HR: 1	SF: 0 SAC: 1 DP: 1 HBP: 0	WP: 0 PB: 0 SB: 0 CS: 0	PA: 39			
PITCHER	IP WLS BF H R ER SO BB IBB HBP BLK WP HR S P ERA WHIP	5.2 W 28 8 4 4 5 4 0 0 0 0 1 62 105 6.35 2.118	6.1 H 1 0 0 0 0 0 0 0 0 0 0 3 6 0.00 0.000	7.1 1.0 4 0 0 0 0 0 0 0 0 0 9 15 0.00 0.000	8.1 1.0 3 0 0 0 0 0 0 0 0 0 8 9 0.00 0.000	9.1 1.0 3 0 0 0 0 0 0 0 0 0 6 11 0.00 0.000																			

Chicago Cubs @ Cincinnati Reds
Great American Ball Park, Cincinnati, OH
Sun Sep 30 2007, 1:15 PM EDT
Att: 32,620 - Sunny - 81 F

AB	34
R	4
H	8
RBI	4
BB	4
SO	5
LOB	18



Batter	1	2	3	4	5	6	7	8	9	AB	R	H	RBI	BB	SO	LOB	BOTTOM								
27 Jeff Keppinger, R OBP: 0.400, SLG: 0.477	0-1 G5-3		4-1 65 1B 2B		2-1 F9				2-0 F9	3	1	0	0	1	0	2									
65 Ryan Hanigan, R OBP: 0.364, SLG: 0.400	2-2 L4		3-2 19 2B		1-0 19 HR 1B				0-2 G6-3	4	2	2	2	0	0	0									
19 Joey Volto, L OBP: 0.360, SLG: 0.548	1-1 F9		0-0 1B		2-1 HR				2-2 F9	4	2	2	5	0	0	0									
28 Edwin Encarnación, R OBP: 0.356, SLG: 0.438		0-1 F8	3-2 1B		0-0 F7				2-2 HBP	2	0	0	0	0	0	0									
Jorge Cantu, R OBP: 0.331, SLG: 0.357		1-0 P3	1-0 1B		0-0 WP 2B				3-3 K	4	0	2	1	0	1	1									
Buck Coats, L OBP: 0.263, SLG: 0.324		2-3 K	1-3 K		2-3 K				0-0 L7	4	0	0	0	0	3	4									
Jason Ellison, R OBP: 0.287, SLG: 0.277			0-1 34 1B		1-1 FC1-5 1B				2-3 K	4	1	2	0	0	2	1									
Pedro Lopez, R OBP: 0.213, SLG: 0.222			2-3 K		2-1 FC1-5 1B				1-2 L5	4	1	1	0	0	2	2									
34 Homer Bailey, R 45 Bill Bray, L 30 Norris Hopper, R 56 Todd Coffey, R Eddie Guardado, R Mark Belthorn, S Mike Stanton, L			1-3 K		1-1 FC1-5 1B				1-3 K	2	2	1	0	0	1	3									
Inning Stats	R: 0 E: 0 K: 0 S: 7	H: 0 LOB: 0 BB: 0 P: 10	R: 0 E: 0 K: 1 S: 8	H: 0 LOB: 0 BB: 0 P: 11	R: 4 E: 0 K: 3 S: 20	H: 4 LOB: 2 BB: 1 P: 35	R: 4 E: 0 K: 0 S: 12	H: 4 LOB: 0 BB: 0 P: 21	R: 0 E: 0 K: 3 S: 10	H: 1 LOB: 1 BB: 0 P: 14	R: 0 E: 0 K: 0 S: 7	H: 0 LOB: 0 BB: 0 P: 10	R: 0 E: 0 K: 1 S: 12	H: 0 LOB: 1 BB: 0 P: 19	R: 0 E: 0 K: 2 S: 14	H: 0 LOB: 0 BB: 0 P: 18	1B: 6 2B: 2 3B: 0 HR: 1	SF: 0 SAC: 0 DP: 0 HBP: 2	WP: 1 PB: 0 SB: 1 CS: 0	PA: 36					
PITCHER	IP WLS BF H R ER SO BB IBB HBP BLK WP HR S P ERA WHIP	2.0 3.83 8 4 4 2 1 0 1 0 0 0 17 31 54.00 7.500	3.1 0.2 8 4 4 4 2 1 0 1 0 0 0 3 4 0.00 0.000	3.1 0.1 1 0 0 0 1 0 0 0 0 0 3 4 0.00 0.000	4.1 1.0 L 7 4 4 4 0 0 0 0 0 1 12 21 36.00 4.000	5.1 1.0 4 1 0 0 3 0 0 0 0 1 10 14 0.00 1.000																			
43 Michael Wuerz, R 49 Carlos Marmol, R Bob Howry, R																									

Chicago Cubs @ Cincinnati Reds
Great American Ball Park, Cincinnati, OH
Sun Sep 30 2007, 1:15 PM EDT
Att: 32,620 - Sunny - 81 F

AB	33
R	8
H	9
RBI	8
BB	1
SO	10
LOB	13



Batter	1	2	3	4	5	6	7	8	9	AB	R	H	RBI	BB	SO	LOB	TOP						
12 Alfonso Soriano, R (1,7)	G5-3		K		F8		G1-3		FC6-4	5	0	0	0	0	1	3							
Jacque Jones, L (1,8)			K		G3-1		G3			3	0	0	0	1	1	2							
25 Derrek Lee, R (1,3)	K		K				K2-3			4	1	1	0	0	3	2							
16 Aramis Ramirez, R (1,5)	G4-3				F9		K		F9	4	0	0	0	0	1	2							
Cliff Floyd, L (1,9)		K			L9		L9		L9	4	0	0	0	0	2	1							
Mark DeRosa, R (1,4)									G5-3	2	0	1	0	1	0	0							
18 Geovany Soto, R (1,2)										3	0	0	0	1	0	2							
2 Ryan Theriot, R (1,6)										4	0	1	1	0	1	1							
38 Carlos Zambrano, S (1,1)										3	0	1	0	0	1	4							
49 Carlos Marmol, R (7,1)										0	0	0	0	0	0	0							
Bob Howry, L (8,1)										0	0	0	0	0	0	0							
33 Daryle Ward, L (9,PH)										0	0	0	0	1	0	0							
Ronny Cedeno, R (9,PR)										0	0	0	0	0	0	0							
Inning Stats	R: 0 E: 0 K: 1 S: 7	H: 0 LOB: 1 BB: 1 P: 12	R: 0 E: 0 K: 1 S: 8	H: 1 LOB: 1 BB: 0 P: 12	R: 0 E: 0 K: 3 S: 11	H: 1 LOB: 1 BB: 0 P: 14	R: 0 E: 0 K: 1 S: 7	H: 0 LOB: 1 BB: 0 P: 11	R: 0 E: 1 K: 0 S: 6	H: 0 LOB: 1 BB: 0 P: 9	R: 1 E: 0 K: 2 S: 12	H: 2 LOB: 3 BB: 2 P: 21	R: 0 E: 0 K: 1 S: 7	H: 0 LOB: 0 BB: 0 P: 10	R: 0 E: 0 K: 0 S: 6	H: 0 LOB: 0 BB: 0 P: 8	R: 0 E: 0 K: 1 S: 9	H: 0 LOB: 1 BB: 1 P: 14	1B: 3 2B: 1 3B: 0 HR: 0	SF: 0 SAC: 0 DP: 0 HBP: 1	WP: 1 PB: 0 SB: 0 CS: 0	PA: 37	
PITCHER	IP WLS BF H R ER SO BB IBB HBP BLK WP HR S P ERA WHIP	7.0 W 30 4 1 1 9 3 0 1 0 1 0 58 89 1.29 1.000	1.0 H 3 0 0 0 0 0 0 0 0 0 6 8 0.00 0.000	1.0 S 4 0 0 0 1 1 0 0 0 0 9 14 0.00 1.000																			

Chicago Cubs @ Arizona Diamondbacks
Chase Field, Phoenix, AZ
Wed Oct 03 2007, 7:00 PM MST
Att: 48,864 - Clear - 91 F

AB	32
R	1
H	4
RBI	1
BB	4
SO	10
LOB	17



Batter	1	2	3	4	5	6	7	8	9	AB	R	H	RBI	BB	SO	LOB	BOTTOM				
24 Chris Young, R (1,8)			K							4	0	1	0	0	3	1					
6 Stephen Drew, L (1,6)										4	1	2	1	0	2	1					
22 Eric Byrnes, R (1,7)										4	0	0	0	0	1	2					
Tony Clark, S (1,3)										4	0	0	0	0	1	2					
27 Mark Reynolds, R (1,5)										3	1	1	1	0	1	0					
Jeff Salazar, L (1,9)										2	0	0	0	1	1	0					
19 Chris Snyder, R (1,2)										2	1	0	0	1	1	1					
11 Augie Ojeda, S (1,4)										3	0	2	0	0	0	0					
17 Brandon Webb, R (1,1)										2	0	0	0	0	2	1					
34 Conor Jackson, R (7,PH)										0	0	0	1	0	0	0					
Brandon Lyon, R (8,1)										0	0	0	0	0	0	0					
Jose Valverde, R (9,1)										0	0	0	0	0	0	0					
Inning Stats	R: 0 E: 0 K: 2 S: 10	H: 1 LOB: 1 BB: 0 P: 17	R: 0 E: 0 K: 0 S: 5	H: 0 LOB: 0 BB: 1 P: 11	R: 0 E: 0 K: 2 S: 10	H: 0 LOB: 0 BB: 0 P: 13	R: 1 E: 0 K: 1 S: 9	H: 1 LOB: 0 BB: 0 P: 11	R: 0 E: 0 K: 1 S: 9	H: 1 LOB: 1 BB: 0 P: 15	R: 2 E: 0 K: 2 S: 17	H: 2 LOB: 1 BB: 1 P: 28	R: 0 E: 0 K: 2 S: 9	H: 0 LOB: 0 BB: 0 P: 13	R: 0 E: 0 K: 2 S: 9	H: 0 LOB: 0 BB: 0 P: 13	1B: 3 2B: 1 3B: 0 HR: 2	SF: 1 SAC: 0 DP: 1 HBP: 0	WP: 0 PB: 0 SB: 1 CS: 0	PA: 31	
PITCHER	IP WLS BF H R ER SO BB IBB HBP BLK WP HR S P ERA WHIP	6.0 L 22 4 1 1 8 1 0 0 0 0 1 17 28 18.00 3.000	1.0 L 6 2 2 2 2 1 0 0 0 0 1 17 28 18.00 3.000	1.0 L 3 0 0 0 2 0 0 0 0 0 9 13 0.00 0.000																	

Chicago Cubs @ Arizona Diamondbacks
Chase Field, Phoenix, AZ
Wed Oct 03 2007, 7:00 PM MST
Att: 48,864 - Clear - 91 F

AB	28
R	3
H	6
RBI	3
BB	2
SO	12
LOB	8




Batter	1	2	3	4	5	6	7	8	9	AB	R	H	RBI	BB	SO	LOB	TOP			
12 Alfonso Soriano, R OBP: 0.200, SLG: 0.200	K2-3	K				K											5 0 2 0 0 3 2			
2 Ryan Theriot, R OBP: 0.222, SLG: 0.222	1B		G4-3		F7		G3-1		FC6								5 0 1 0 0 0 2			
25 Derrek Lee, R OBP: 0.333, SLG: 0.250	FC4-6				P6				K								4 0 1 0 1 1 4			
16 Aramis Ramirez, R (1.5)	K		L6		K		G6-4-3		K								5 0 0 0 0 3 6			
19 Matt Murton, R OBP: 0.250, SLG: 0.250		1B	FC5-4			L9		G6-3									4 1 1 0 0 0 1			
18 Geovany Soto, R OBP: 0.375, SLG: 0.667		HR			K		F9		BB								3 1 1 2 1 1 0			
Mark DeRosa, R OBP: 0.500, SLG: 0.200			G6-3			BB			BB								3 1 0 0 1 2 1			
Jacque Jones, L OBP: 0.500, SLG: 0.200						BB		G4-3									2 1 1 0 2 0 1			
30 Ted Lilly, L 22 Kevin Hart, R 47 Scott Eyre, L 43 Michael Wertz, R Ronny Cedeno, R 33 Derrek Lee, L 34 Kerry Wood, R 46 Ryan Dempster, R 17 Mike Fontenot, L		K							K								2 0 0 0 0 0 2 2 0			
Inning Stats	R: 0 E: 0 K: 2 S: 14	H: 1 LOB: 1 BB: 0 P: 19	R: 2 E: 0 K: 3 S: 14	H: 2 LOB: 1 BB: 1 P: 24	R: 0 E: 0 K: 0 S: 10	H: 0 LOB: 1 BB: 1 P: 16	R: 0 E: 0 K: 2 S: 12	H: 1 LOB: 1 BB: 0 P: 16	R: 0 E: 0 K: 1 S: 8	H: 1 LOB: 1 BB: 2 P: 30	R: 0 E: 0 K: 0 S: 7	H: 1 LOB: 0 BB: 0 P: 10	R: 0 E: 0 K: 1 S: 12	H: 0 LOB: 1 BB: 1 P: 19	R: 0 E: 1 K: 3 S: 16	H: 1 LOB: 2 BB: 0 P: 21	1B: 6 2B: 1 3B: 0 HR: 1	SF: 0 SAC: 0 DP: 1 HBP: 0	WP: 0 PB: 1 CS: 0	PA: 40
PITCHER	IP WLS BF H R ER SO BB IBB HBP BLK WP HR S P ERA WHIP																			
49 Doug Davis, L ERA: 6.35	5.2 W 26 5 4 4 8 4 0 0 0 0 0 1 69 112 6.35 1.588																			
37 Juan Cruz, R ERA:	1.1 2 1 0 0 1 0 0 0 0 0 0 6 9 0.00 3.000																			
56 Ramon Pena, R ERA:	0.1 3 1 0 0 0 0 0 0 0 0 0 7 10 0.00 1.000																			
Brandon Lyon, R ERA:	1.0 4 0 0 0 1 1 0 0 0 0 0 12 19 0.00 1.000																			
Jose Valverde, R ERA:	1.0 5 1 0 0 3 0 0 0 0 0 0 16 21 0.00 1.000																			

Chicago Cubs @ Arizona Diamondbacks
Chase Field, Phoenix, AZ
Thu Oct 04 2007, 7:00 PM MST
Att. 48,575 - Roof Closed - 75 F

livebaseballscorecards.com

AB 35
R 4
H 8
RBI 4
BB 5
SO 13
LOB 19



Batter	1	2	3	4	5	6	7	8	9	AB	R	H	RBI	BB	SO	LOB	BOTTOM			
24 Chris Young, R OBP: 0.444, SLG: 0.714	FC4-6	HR		6 3B	K			K		3	2	1	3	2	2	2				
6 Stephen Drew, L OBP: 0.444, SLG: 1.000	K	1B			G1-3			G3-1		5	1	2	2	0	1	3				
22 Eric Byrnes, R OBP: 0.250, SLG: 0.429	BB	3B		K		K		K		3	0	1	1	1	2	1				
34 Conor Jackson, R 56 Ramon Pena, R Brandon Lyon, R Jose Valverde, R	FC4-6	G5-3				F9				4	0	0	0	0	1	4				
27 Mark Reynolds, R OBP: 0.429, SLG: 0.833	K					10 WP		F9		3	1	1	0	1	1	2				
19 Chris Snyder, R OBP: 0.286, SLG: 0.167				G6-4-3		F9		G6-3		4	1	1	0	0	0	2				
10 Justin Upton, R OBP: 0.750, SLG: 0.500		HR		P2		11 1B		G6-3		2	2	1	0	2	0	0				
11 Augie Ojeda, S OBP: 0.571, SLG: 0.714						6 WP		G6-3		4	1	2	1	0	1	3				
49 Doug Davis, R 37 Juan Cruz, R Tony Clark, S		SH5-4		6 3B	SH			K		1	0	0	1	0	1	0				
Inning Stats	R: 0 E: 0 K: 2 S: 13	H: 0 LOB: 2 BB: 2 P: 25	R: 4 E: 0 K: 1 S: 18	H: 4 LOB: 1 BB: 1 P: 33	R: 0 E: 0 K: 0 S: 5	H: 1 LOB: 0 BB: 0 P: 6	R: 2 E: 0 K: 3 S: 14	H: 2 LOB: 1 BB: 1 P: 27	R: 2 E: 0 K: 1 S: 20	H: 1 LOB: 2 BB: 2 P: 37	R: 0 E: 0 K: 1 S: 11	H: 0 LOB: 0 BB: 0 P: 15	R: 0 E: 0 K: 0 S: 8	H: 1 LOB: 0 BB: 0 P: 10	R: 0 E: 0 K: 2 S: 7	H: 0 LOB: 0 BB: 0 P: 11	1B: 6 2B: 0 3B: 2 HR: 1	SF: 0 SAC: 2 DP: 2 HBP: 0	WP: 2 PB: 0 CS: 0	PA: 38
PITCHER	IP WLS BF H R ER SO BB IBB HBP BLK WP HR S P ERA WHIP																			
30 Ted Lilly, L ERA: 16.2	3.1 L 20 7 0 2 2 2 4 0 0 0 0 1 44 79 16.20 3.300																			
22 Kevin Hart, R ERA: 18.0	1.0 5 0 2 2 2 2 0 0 0 0 1 0 13 29 18.00 2.000																			
47 Scott Eyre, L ERA:	0.0 1 1 0 0 0 0 0 0 0 0 0 0 5 6 ∞ ∞																			
43 Michael Wertz, R ERA:	0.2 3 0 0 0 1 0 0 0 0 0 1 0 8 14 0.00 0.000																			
34 Kerry Wood, R ERA:	2.0 6 1 0 0 1 0 0 0 0 0 0 0 19 25 0.00 0.500																			

Chicago Cubs @ Arizona Diamondbacks
Chase Field, Phoenix, AZ
Thu Oct 04 2007, 7:00 PM MST
Att. 48,575 - Roof Closed - 75 F

livebaseballscorecards.com

AB 30
R 8
H 9
RBI 8
BB 6
SO 10
LOB 18

