Chicago Cubs - 2008

Chicago Cubs @ San Francisco Giants

Scottsdale Stadium, Scottsdale, AZ

Thu Feb 28 2008, 3:05 PM EST

Att. 7,533 - Sunny - 84 F

TOP

livebaseballscorecards.com

Batter	1	2	3	4	5	6	7	8	9	AB	R	H	RBI	BB	SO	LOB
2 Ryan Theriot, R (1, 6) OBP: 1.000, SLG: 1.000	0-0 25 BB 1 HBP 19 WP 1B	0-0 1 S E 25 SF8 2-3 1B	0-0 E 1 1B	0-0 BB 67 1B		0-0 P6		0-0 SF9 3-H		3	3	3	0	0	0	0
57 Andrés Blanco, S (3, 6) OBP: 0.333, SLG: 0.500										2	1	1	1	0	0	0
Ronny Cedeno, R (1, 5)	C C C 0-3 K	0-0 E5 25 SF8 1 S 1-2 3-H	0-0 E5 1 1B 25 1B 1-3	B B B 4-0 67 1B 1-2 BB		0-0 G6-3		C X 0-1 2B		3	1	0	1	1	1	3
64 Casey McGehee, R (4, 5) OBP: 0.500, SLG: 1.000										2	0	1	0	0	0	0
1 Kosuke Fukudome, L (1, 9) OBP: 1.000, SLG: 1.000	B H 2-0 19 WP 25 BB 1-2 HBP	B B B B 4-0 1-2 2-3 BB	0-0 19 1B 25 1B 2-3 3-H 1B	S S S 0-3 K			0-0 G1-6-3	0-0 G3-1		1	0	1	1	1	0	0
68 Josh Kroeger, L (3, PR) (3, 9)										2	0	0	0	0	1	2
58 Jose Ascanio, R (7, 1)										0	0	0	0	0	0	0
73 Bobby Scales, S (8, PH)										1	0	0	0	0	0	1
71 Esmailin Caridad, R (8, 1)										0	0	0	0	0	0	0
22 Kevin Hart, R (8, 1)										0	0	0	0	0	0	0
25 Derrek Lee, R (1, 3) OBP: 0.667, SLG: 1.000	B B B B 4-0 6 FC5 19 WP 1-2 2-3 BB	0-0 SF8 2-3 3-H	0-0 19 1B 1-2 3-H 1B	0-0 1-3 2-H 1B			0-0 G4-3		C X 0-1 G4-3	1	0	1	2	1	0	0
67 Micah Hoffpauir, L (3, PR) OBP: 0.333, SLG: 0.333										3	0	1	0	0	0	0
(3, 3)																
19 Matt Murton, R (1, 7) OBP: 0.500, SLG: 0.333	B B B B 4-0 6 FC5 1-2 2-3 3-H BB	0-0 G4-3	0-0 6 FC4 1-2 2-3 1B	0-0 G4-3			B B B B 4-0 55 2B BB	B C B C C 2-3	3	0	1	0	1	0	4
15 Andres Torres, S (4, 7)										1	1	0	0	1	1	0
18 Geovany Soto, R (1, 2) OBP: 0.333, SLG: 0.333	0-0 F3	6 FC3-6 1B P5			0-0 F7		0-0 1-H 2B	C B X 1-1 G4-3		3	0	1	0	0	0	6
55 Koyie Hill, S (4, 2) OBP: 0.333, SLG: 0.667										3	0	1	1	0	0	0
6 Alex Cintron, S (1, 4)	0-0 FC5 1-2 2-3f	FC3-6 20 2B 17 HR 1-2f FC4			0-0 F9		0-0 G3			3	1	0	0	0	0	7
36 Sean Gallagher, R (3, 1)										0	0	0	0	0	0	0
74 Josh Donaldson, R (5, PH)										1	0	0	0	0	0	0
48 Neal Cotts, L (5, 1)										0	0	0	0	0	0	0
76 Jose Ceda, R (6, 1)										0	0	0	0	0	0	0
63 Carmen Pignatiello, R (6, 1)										0	0	0	0	0	0	0
4 Eric Patterson, L (7, PH) (7, 9)										1	0	0	0	0	0	1
20 Felix Pie, L (1, 8) OBP: 1.000, SLG: 3.000	B B B B 4-0 2 1B 46 SH3-4 E BB	0-0 17 HR 1-3 2B	0-0 HR	0-0 P4				0-0 G5-3		2	3	2	1	1	0	0
27 Sam Fuld, L (4, 8)										2	0	0	0	0	0	0
46 Ryan Dempster, R (1, 1)	0-0 SH3-4 1-2	0-0 2-H 3-H HR	0-0 F8			B X 1-0 G4-3		0-0 57 SF9 3B		0	0	0	0	0	0	0
17 Mike Fontenot, L (3, PH) OBP: 0.500, SLG: 1.750										4	2	2	3	0	0	0
(3, 4)																

	AB	41
	R	12
	H	15
	RBI	11
	BB	6
	SO	3
	LOB	24

Inning Stats																		
	R: 1	H: 1	R: 2	H: 1	R: 5	H: 7	R: 2	H: 3	R: 0	H: 0	R: 0	H: 0	R: 1	H: 1	R: 1	H: 2	R: 0	H: 0
	E: 0	LOB: 3	E: 1	LOB: 2	E: 1	LOB: 3	E: 0	LOB: 2	E: 0	LOB: 0	E: 0	LOB: 0	E: 0	LOB: 1	E: 0	LOB: 1	E: 0	LOB: 0
	K: 1	BB: 2	K: 0	BB: 2	K: 0	BB: 0	K: 1	BB: 1	K: 0	BB: 0	K: 0	BB: 0	K: 0	BB: 1	K: 0	BB: 0	K: 1	BB: 0
	S: 6	P: 16	S: 5	P: 13	S: 11	P: 11	S: 8	P: 12	S: 3	P: 3	S: 3	P: 4	S: 4	P: 8	S: 6	P: 6	S: 7	P: 10

	1B: 9	SF: 2	WP: 1	PA: 51
	2B: 3	SAC: 1	PB: 0	
	3B: 1	DP: 0	SB: 2	
	HR: 2	HBP: 1	CS: 0	

PITCHER		IP	WLS	BF	H	R	ER	SO	BB	IBB	HBP	BLK	WP	HR	S	P	ERA	WHIP
51 Noah Lowry, L	(1, 1)	1.1	L	11	2	3	2	1	3	0	1	0	1	0	9	23	13.50	3.750
ERA: 13.5																		
43 Billy Sadler, R	(2, 1)	0.2		3	0	0	0	0	1	0	0	0	0	0	2	6	0.00	1.500
ERA:																		
32 Kevin Correia, R	(3, 1)	1.0		11	7	5	4	0	0	0	0	0	0	1	11	11	36.00	7.000
ERA: 36.0																		
61 Osiris Matos, R	(4, 1)	1.0		7	3	2	2	1	1	0	0	0	0	1	8	12	18.00	4.000
ERA: 18.0																		
Jack Taschner, L	(5, 1)	2.0		6	0	0	0	0	0	0	0	0	0	0	6	7	0.00	0.000
ERA:																		

PITCHER		IP	WLS	BF	H	R	ER	SO	BB	IBB	HBP	BLK	WP	HR	S	P	ERA	WHIP
41 Brad Hennessey, R	(7, 1)	2.0		10	3	2	2	0	1	0	0	0	0	0	10	14	9.00	2.000
ERA: 9.0																		
38 Brian Wilson, R	(9, 1)	1.0		3	0	0	0	1	0	0	0	0	0	0	7	10	0.00	0.000
ERA:																		

Batter	1	2	3	4	5	6	7	8	9	AB	R	H	RBI	BB	SO	LOB
10 Dave Roberts, L (1, 7)	G1-3		BB		1B	BB		3B		1	0	0	0	1	0	0
14 Fred Lewis, L (5, 7) OBP: 1.000, SLG: 2.000										2	1	2	1	1	0	0
19 Kevin Frandsen, R (1, 6)	G4-3		K		P2	BB		L4		3	0	0	0	0	1	3
29 Brian Bocock, R (6, 6)										1	0	0	0	1	0	1
2 Randy Winn, S (1, 9) OBP: 0.500, SLG: 2.000	HR		G3		E1	HBP		HBP		2	1	1	1	0	0	1
12 Nate Schierholtz, L (5, 9)										1	0	0	0	0	0	2
41 Brad Hennessey, R (7, 1)										0	0	0	0	0	0	0
62 Ben Copeland, L (8, PH)										0	0	0	0	0	0	0
38 Brian Wilson, R (9, 1)										0	0	0	0	0	0	0
33 Aaron Rowand, R (1, 8) OBP: 1.000, SLG: 1.000	1B			1B	P2	K		2B		2	1	2	0	0	0	0
49 Clay Timpner, L (5, 8)										1	0	0	0	0	0	3
Rajai Davis, R (6, PH) OBP: 0.500, SLG: 1.000 (7, 8)										2	0	1	1	0	1	3
50 Eliezer Alfonzo, R (1, 2)	F8			F8	G6-3		F9	BB		2	0	0	0	0	0	2
39 Guillermo Rodriguez, R (5, 2)										2	0	0	0	1	0	3
40 Daniel Ortmeier, S (1, 3)		K		G4-3		K	P5	G4-3		2	0	0	0	0	1	1
Jack Taschner, L (5, 1)										0	0	0	0	0	0	0
70 John Bowker, L (6, PH) (7, 9)										3	0	0	0	0	1	3
8 Scott McClain, R (1, 5)		K		2B		1B	G3-1		P6	1	0	0	0	0	1	0
32 Kevin Correia, R (3, 1)										0	0	0	0	0	0	0
61 Osiris Matos, R (4, 1)										0	0	0	0	0	0	0
66 Brett Harper, L (4, PH) OBP: 0.667, SLG: 1.000 (5, 3)										3	1	2	1	0	0	0
47 Travis Ishikawa, L (8, 3)										1	0	0	0	0	0	0
8 Eugenio Velez, S (1, 4) OBP: 0.333, SLG: 1.000	G4-3			K		3B		1B	P6	3	1	1	1	0	1	1
59 Emmanuel Burriss, S (7, 4) OBP: 0.500, SLG: 0.500										2	1	1	0	0	0	0
51 Noah Lowry, R (1, 1)			F8		BB	K		F7	G5-3	0	0	0	0	0	0	0
43 Billy Sadler, R (2, 1)										0	0	0	0	0	0	0
21 Justin Leone, R (3, 5)										2	0	0	0	1	1	1
73 Travis Denker, R (7, 5)										2	0	0	0	0	0	1
Inning Stats	R: 1 E: 0 K: 0 S: 5 H: 2 LOB: 1 BB: 0 P: 5	R: 0 E: 0 K: 2 S: 7 H: 0 LOB: 0 BB: 0 P: 7	R: 0 E: 0 K: 1 S: 5 H: 0 LOB: 1 BB: 1 P: 9	R: 1 E: 0 K: 1 S: 7 H: 2 LOB: 1 BB: 0 P: 7	R: 0 E: 1 K: 0 S: 8 H: 1 LOB: 3 BB: 1 P: 15	R: 2 E: 0 K: 3 S: 16 H: 2 LOB: 3 BB: 2 P: 29	R: 0 E: 0 K: 0 S: 3 H: 0 LOB: 0 BB: 0 P: 3	R: 2 E: 0 K: 0 S: 6 H: 3 LOB: 3 BB: 1 P: 12	R: 0 E: 0 K: 0 S: 3 H: 0 LOB: 0 BB: 0 P: 4	1B: 5 2B: 2 3B: 2 HR: 1	SF: 0 SAC: 0 DP: 0 HBP: 2						

PITCHER		IP	WLS	BF	H	R	ER	SO	BB	IBB	HBP	BLK	WP	HR	S	P	ERA	WHIP
46 Ryan Dempster, R ERA: 4.5	(1, 1)	2.0	W	8	2	1	1	2	0	0	0	0	0	1	12	12	4.50	1.000
36 Sean Gallagher, R ERA: 4.5	(3, 1)	2.0		9	2	1	1	2	1	0	0	0	0	0	12	16	4.50	1.500
48 Neal Cotts, L ERA:	(5, 1)	1.0		6	1	0	0	0	1	0	0	0	0	0	8	15	0.00	2.000
76 Jose Ceda, R ERA: 27.0	(6, 1)	0.2		7	2	2	2	2	2	0	1	0	1	0	13	26	27.00	6.000
63 Carmen Pignatiello, L ERA:	(6, 1)	0.1		1	0	0	0	1	0	0	0	0	0	0	3	3	0.00	0.000

PITCHER		IP	WLS	BF	H	R	ER	SO	BB	IBB	HBP	BLK	WP	HR	S	P	ERA	WHIP
58 Jose Ascanio, R ERA:	(7, 1)	1.0		3	0	0	0	0	0	0	0	0	0	0	3	3	0.00	0.000
71 Esmailin Caridad, R ERA: 27.0	(8, 1)	0.2		7	3	2	2	0	1	0	1	0	0	0	5	11	27.00	6.000
22 Kevin Hart, R ERA:	(8, 1)	1.1		4	0	0	0	0	0	0	0	0	0	0	4	5	0.00	0.000

BOTTOM

Chicago Cubs @ San Francisco Giants

Scottsdale Stadium, Scottsdale, AZ

Thu Feb 28 2008, 3:05 PM EST

Att. 7,533 - Sunny - 84 F

livebaseballscorecards.com

AB	38
R	6
H	10
RBI	5
BB	5
SO	7
LOB	25

1B: 5 2B: 2 3B: 2 HR: 1

SF: 0 SAC: 0 DP: 0 HBP: 2

WP: 1 PB: 0 SB: 0 CS: 0

PA: 45

Batter	1	2	3	4	5	6	7	8	9	AB	R	H	RBI	BB	SO	LOB
10 Dave Roberts, L (1, 7) OBP: 0.400, SLG: 0.250	G4-3		8 1B 66 SF9 1B		E7 8 1B 14 BB		HR	G6-3		3	1	1	0	0	0	0
95 Eddy Martinez-Esteve, R (5, 7) OBP: 0.500, SLG: 2.000										2	1	1	1	0	0	0
8 Eugenio Velez, S (1, 4) OBP: 0.500, SLG: 0.833	E1 14 WP 14 S 66 1B		66 SF9 1B 1-3		14 BB 14 S 12 SF7 1B 2-3		F9	BBBB		3	2	2	0	0	0	0
97 Nick Noonan, L (5, 4)								4-0 BB		1	0	0	0	1	0	0
14 Fred Lewis, L (1, 8) OBP: 0.667, SLG: 1.000	BCBSS K 1-3		P6		BBCBB 66 WP 1-3 3-H BB		P5	G4-3		2	0	0	0	1	1	3
67 Mike McBryde, R (5, 8)										2	0	0	0	0	0	1
66 Brett Harper, L (1, 3) OBP: 0.667, SLG: 1.000	12 1B 3-H 1B		SF9 2-3 3-H		BBH HBP 1-2		G3-1		G3	1	0	1	2	0	0	0
47 Travis Ishikawa, L (5, PR) (5, 3)										2	0	0	0	0	0	0
12 Nate Schierholtz, L (1, 9) OBP: 0.400, SLG: 0.333	1-2 1B		CCC K		SF7 3-H			BH 59 1B 56 G3 22 HR HBP	P2	2	0	1	1	0	1	1
62 Ben Copeland, L (5, 9)										1	1	0	0	0	0	0
50 Eliezer Alfonzo, R (1, 2)	P2			SSS K	SST K			G3 1-2	L8	3	0	0	0	0	2	4
56 Pablo Sandoval, S (5, 2)										2	0	0	0	0	0	1
21 Justin Leone, R (1, 5) OBP: 0.429, SLG: 0.200		F9	92 S 1B		F7			BBBB 59 1B 22 HR BB		3	1	1	0	1	0	0
22 Ivan Ochoa, R (1, 6)		CCC K	SSS K		F7			22 HR 1B 1-2 2-3		2	0	0	0	0	2	1
59 Emmanuel Burriss, S (6, PH) OBP: 0.500, SLG: 0.500 (6, 6)										2	1	1	0	0	0	0
53 Jonathan Sánchez, L (1, 1) 94 Garrett Baker, R (2, PH) Matt Palmer, R (2, 1) 92 Bobby Felmy, L (4, PH) 22 Keiichi Yabu, R (4, 1) 65 Jackson Williams, R (5, PH) Steve Kline, S (5, 1) 31 Vinnie Chulk, R (7, 1) 22 Ryan Rohlinger, R (8, PH) Tyler Walker, R (8, 1) 80 Sergio Romo, R (9, 1)		G1-3	B X G1-3 1-2			G6-3		1-H 2-H 3-H HR		0 1 0 1 0 1 0 0 1 0	0 0 0 0 0 0 0 0 1 0	0 0 0 0 0 0 0 0 1 0	0 0 0 0 0 0 0 0 4 0	0 0 0 0 0 0 0 0 0 0	0 0 0 0 0 0 0 0 0 0	0 0 0 1 0 0 0 0 0 0
Inning Stats	R: 1 E: 1 K: 1 S: 8 H: 2 LOB: 2 BB: 0 P: 10	R: 0 E: 0 K: 1 S: 5 H: 0 LOB: 0 BB: 0 P: 5	R: 1 E: 0 K: 1 S: 7 H: 2 LOB: 1 BB: 0 P: 7	R: 0 E: 0 K: 2 S: 8 H: 1 LOB: 1 BB: 0 P: 9	R: 1 E: 1 K: 1 S: 7 H: 1 LOB: 2 BB: 1 P: 14	R: 0 E: 0 K: 0 S: 3 H: 0 LOB: 0 BB: 0 P: 3	R: 1 E: 0 K: 0 S: 4 H: 1 LOB: 0 BB: 0 P: 4	R: 4 E: 0 K: 0 S: 5 H: 2 LOB: 1 BB: 2 P: 15	R: 0 E: 0 K: 0 S: 3 H: 0 LOB: 0 BB: 0 P: 3	1B: 7 2B: 0 3B: 0 HR: 2	SF: 2 SAC: 0 DP: 0 HBP: 2					

PITCHER		IP	WLS	BF	H	R	ER	SO	BB	IBB	HBP	BLK	WP	HR	S	P	ERA	WHIP
38 Carlos Zambrano, R ERA:	(1, 1)	2.0		9	2	1	0	2	0	0	0	0	1	0	13	15	0.00	1.000
53 Rich Hill, L ERA: 4.5	(3, 1)	2.0	H	9	3	1	1	3	0	0	0	0	0	0	15	16	4.50	1.500
47 Scott Eyre, L ERA: 9.0	(5, 1)	1.0	H	6	1	1	1	1	1	0	1	0	1	0	7	14	9.00	2.000
51 Juan Mateo, R ERA:	(6, 1)	1.0	H	3	0	0	0	0	0	0	0	0	0	0	3	3	0.00	0.000
54 Shingo Takatsu, R ERA: 9.0	(7, 1)	1.0	B	4	1	1	1	0	0	0	0	0	0	1	4	4	9.00	1.000

PITCHER		IP	WLS	BF	H	R	ER	SO	BB	IBB	HBP	BLK	WP	HR	S	P	ERA	WHIP
60 Les Walrond, L ERA: 54.0	(8, 1)	0.2	L	7	2	4	4	0	2	0	1	0	0	1	4	14	54.00	6.000
56 Billy Petrick, R ERA:	(8, 1)	0.1		1	0	0	0	0	0	0	0	0	0	0	1	1	0.00	0.000
49 Carlos Marmol, R ERA:	(9, 1)	1.0		3	0	0	0	0	0	0	0	0	0	0	3	3	0.00	0.000

San Francisco Giants @ Chicago Cubs

Hohokam Park, Mesa, AZ

Fri Feb 29 2008, 3:05 PM EST

Att. 8,838 - Sunny - 75 F

TOP

livebaseballscorecards.com

AB	35
R	8
H	9
RBI	8
BB	3
SO	6
LOB	12

1B: 7	SF: 2	WP: 2	PA: 42
2B: 0	SAC: 0	PB: 0	
3B: 0	DP: 0	SB: 3	
HR: 2	HBP: 2	CS: 0	

BOTTOM

San Francisco Giants @ Chicago Cubs

Hohokam Park, Mesa, AZ

Fri Feb 29 2008, 3:05 PM EST

Att. 8,838 - Sunny - 75 F

livebaseballscorecards.com

Batter	1	2	3	4	5	6	7	8	9	AB	R	H	RBI	BB	SO	LOB
12 Alfonso Soriano, R (1, 1) 47 Scott Eyre, L (6, 1) 51 Juan Mateo, R (6, 1) 9 Jake Fox, R (6, PH) 54 Shingo Takatsu, R (7, 1) 60 Les Walrond, L (8, 1) 56 Billy Petrick, R (8, 1) 73 Bobby Scales, S (8, PH) 49 Carlos Marmol, R (9, 1)	BBBB 4-0 25 1B, 1 BB, 25 E — BB	X 0-0 ② F9		X 0-0 ①② G5-4-3 1-2f		SSS 0-3 ③ K		X 0-0 ② L3		2 0 0 1 0 0 0 0 1	1 0 0 0 0 0 0 0 0	0 0 0 0 0 0 0 0 0	0 0 0 0 0 0 0 0 0	1 0 0 0 0 0 0 0 0	0 0 0 1 0 0 0 0 0	1 0 0 1 0 0 0 0 0
2 Ryan Theriot, R (1, 6) OBP: 0.500, SLG: 0.500 57 Andrés Blanco, S (5, 6) OBP: 0.600, SLG: 0.667	SSS 0-2 ① K	X 0-0 ③ G3		X 0-0 ③ G4-3			BBBB 4-0 65 1B, 64 1B — BB	X 0-0 1B		3 1	0 1	0 1	0 0	0 1	1 0	1 0
1 Kosuke Fukudome, L (1, 9) OBP: 0.833, SLG: 0.500 15 Andres Torres, S (6, 8)	BBBB 4-0 25 E, 17 2B — 1-2 BB		BBBB 4-0 25 E, 6 1B — BB		X 0-0 ① F8		X 0-0 ① F7	X 0-0 ③ F7		1 2	2 0	0 0	0 0	2 0	0 0	0 2
25 Derrek Lee, R (1, 3) OBP: 0.500, SLG: 0.500 67 Micah Hoffpauir, L (6, 3) OBP: 0.200, SLG: 0.200	X 0-0 E9, 17 2B, 6 1B — 1-2 2-H 1B		B 1 SAFE X 1-0 ① F9 1-2		X 0-0 ② P6		X 0-0 ② F8		SSS 0-3 ① K	3 2	1 0	1 0	0 0	0 0	0 1	1 1
17 Mike Fontenot, L (1, 4) OBP: 0.714, SLG: 1.800 65 Luis Figueroa, S (6, 4) OBP: 1.000, SLG: 1.500	X 0-0 6 1B — 1-3 2-H 2B		BBBB 4-0 6 1B — BB		BBBB 4-0 — BB		X 0-0 4 BB, 64 1B — 1-2 1B		X 0-0 64 2B — 2B	1 2	0 1	1 2	1 0	2 0	0 0	0 0
20 Felix Pie, L (1, 8) OBP: 0.500, SLG: 1.200 64 Casey McGehee, R (6, 5) OBP: 0.750, SLG: 1.250	SSS 0-3 ② K		X 0-0 ② F7		X 0-0 ③ F7		X 0-0 4 BB — 1-2 2-H 1B		X 0-0 4 G3 — 2-H 2B	3 2	0 0	0 2	0 2	0 0	1 0	5 0
6 Alex Cintron, S (1, 5) OBP: 0.400, SLG: 0.400 4 Eric Patterson, L (6, 9)	X 0-0 — 2-3 3-H 1B		X 0-0 — 1-3 2-H 1B			X 0-0 ① F8	BBBB 4-0 — 1-2 2-3 BB		X 0-0 ② G3 — 2-3	2 2	0 0	2 0	2 0	0 1	0 0	0 1
Henry Blanco, R (1, 2) 29 JD Closser, S (5, 2)	X 0-0 ③ L8		SSS 0-3 ③ K			X 0-0 ② F7	X 0-0 ③ F9		X 0-0 ③ P6	2 3	0 0	0 0	0 0	0 0	1 0	4 4
38 Carlos Zambrano, S (1, 1) 53 Rich Hill, L (3, 1) 27 Sam Fuld, L (4, PH) (5, 7)		X 0-0 ① G1-3		BBBB 4-0 12 G5-4-3 — BB		BBBB 4-0 — BB		SSS 0-3 ① K		1 0 1	0 0 0	0 0 0	0 0 2	0 0 1	0 0 0	0 0 0
Inning Stats	R: 3 E: 1 K: 2 S: 10 H: 3 LOB: 2 BB: 2 P: 18	R: 0 E: 0 K: 0 S: 3 H: 0 LOB: 0 BB: 0 P: 3	R: 1 E: 1 K: 1 S: 6 H: 1 LOB: 2 BB: 2 P: 15	R: 0 E: 0 K: 0 S: 2 H: 0 LOB: 0 BB: 1 P: 6	R: 0 E: 0 K: 0 S: 3 H: 0 LOB: 1 BB: 1 P: 7	R: 0 E: 0 K: 1 S: 5 H: 0 LOB: 1 BB: 1 P: 9	R: 1 E: 0 K: 0 S: 5 H: 2 LOB: 3 BB: 2 P: 13	R: 0 E: 0 K: 1 S: 6 H: 1 LOB: 1 BB: 0 P: 6	R: 1 E: 0 K: 1 S: 7 H: 2 LOB: 1 BB: 0 P: 7	1B: 6 2B: 3 3B: 0 HR: 0	SF: 0 SAC: 0 DP: 1 HBP: 0			WP: 0 PB: 0 SB: 0 CS: 0		PA: 44	

	AB	35
	R	6
	H	9
	RBI	5
	BB	9
	SO	6
	LOB	21

PITCHER		IP	WLS	BF	H	R	ER	SO	BB	IBB	HBP	BLK	WP	HR	S	P	ERA	WHIP
53 Jonathan Sánchez, L ERA: 27.0	(1, 1)	1.0		8	3	3	3	2	2	0	0	0	0	0	10	18	27.00	5.000
Matt Palmer, R ERA: 4.5	(2, 1)	2.0		9	1	1	1	1	2	0	0	0	0	0	9	18	4.50	1.500
22 Keiichi Yabu, R ERA:	(4, 1)	2.0		7	0	0	0	0	2	0	0	0	0	0	5	13	0.00	1.000
Steve Kline, L ERA:	(6, 1)	1.0		4	0	0	0	1	1	0	0	0	0	0	5	9	0.00	1.000
31 Vinnie Chulk, R ERA: 9.0	(7, 1)	1.0	W	7	2	1	1	0	2	0	0	0	0	0	5	13	9.00	4.000

PITCHER		IP	WLS	BF	H	R	ER	SO	BB	IBB	HBP	BLK	WP	HR	S	P	ERA	WHIP
Tyler Walker, R ERA:	(8, 1)	1.0	H	4	1	0	0	1	0	0	0	0	0	0	6	6	0.00	1.000
80 Sergio Romo, R ERA: 9.0	(9, 1)	1.0	S	5	2	1	1	1	0	0	0	0	0	0	7	7	9.00	2.000

Chicago Cubs @ Los Angeles Angels

Tempe Diablo Stadium, Tempe, AZ

Sat Mar 01 2008, 3:05 PM EST

Att. 8,808 - Partly Cloudy - 74 F

TOP

livebaseballscorecards.com

Batter	1	2	3	4	5	6	7	8	9	AB	R	H	RBI	BB	SO	LOB
20 Felix Pie, L (1, 8) OBP: 0.333, SLG: 0.750 15 Andres Torres, S (6, 8)	G1-3		L8			K	K		G3-1	3 2	0 0	0 0	0 0	0 0	1 1	0 1
17 Mike Fontenot, L (1, 4) OBP: 0.600, SLG: 1.250 4 Eric Patterson, L (6, PR) OBP: 0.333, SLG: 0.200 (6, 4)	E4 9 G6-4-3			F8		9 HR 1B	9 FC5-4 1-3 1B		G4-3	3 2	0 1	1 1	0 0	0 0	0 0	0 0
9 Jake Fox, R (1, 10) OBP: 0.333, SLG: 0.833	G6-4-3 1-2f			19 1B		1-H HR	FC5-4 1-2f		K	5	1	2	2	0	1	3
67 Micah Hoffpauir, L (1, 3) OBP: 0.222, SLG: 0.222		F8		F7		G6-3		73 BB 65 1B		4	0	1	0	0	0	2
19 Matt Murton, R (1, 7) OBP: 0.714, SLG: 0.667 68 Josh Kroeger, L (6, 7)		1B		1-2 1B		18 1B		F9		3 1	0 0	3 0	0 0	0 0	0 0	0 1
18 Geovany Soto, R (1, 2) OBP: 0.333, SLG: 0.333 65 Luis Figueroa, S (6, PR) OBP: 1.000, SLG: 1.333 (6, 6)	F8	F8	F9			1-2 1B		73 BB 1-2 1B		3 1	0 0	1 1	0 0	0 0	0 0	3 0
6 Alex Cintron, S (1, 5) OBP: 0.250, SLG: 0.250 55 Koyie Hill, S (6, 2) OBP: 0.250, SLG: 0.500		P6	F8			G3		F7		3 1	0 0	0 0	0 0	0 0	0 0	3 2
Ronny Cedeno, R (1, 6) 73 Bobby Scales, S (6, 5)			F7	F8			G4-3	4-0 1-2 2-3 BB		2 1	0 0	0 0	0 0	0 1	0 0	0 0
27 Sam Fuld, L (1, 9)			G6-3			K	4-0 4 1B BB	K		3	0	0	0	1	2	3

Inning Stats	1	2	3	4	5	6	7	8	9
R:	0	0	0	0	0	2	0	0	0
E:	1	0	0	0	0	0	0	0	0
K:	0	0	0	0	0	1	1	1	1
S:	3	4	3	5	5	9	6	7	5
H:	0	1	0	2	0	4	1	2	0
LOB:	0	1	0	2	0	2	2	3	0
BB:	0	0	0	0	0	0	1	1	0
P:	3	4	3	5	5	9	10	11	5

1B:	9
2B:	0
3B:	0
HR:	1
SF:	0
SAC:	0
DP:	1
HBP:	0

WP:	0
PB:	0
SB:	0
CS:	0
PA:	39

AB	37
R	2
H	10
RBI	2
BB	2
SO	5
LOB	18

PITCHER		IP	WLS	BF	H	R	ER	SO	BB	IBB	HBP	BLK	WP	HR	S	P	ERA	WHIP
36 Jered Weaver, R	(1, 1)	2.0	W	7	1	0	0	0	0	0	0	0	0	0	7	7	0.00	0.500
ERA:																		
79 Nick Green, R	(3, 1)	2.0	H	8	2	0	0	0	0	0	0	0	0	0	8	8	0.00	1.000
ERA:																		
68 Jeff Kennard, R	(5, 1)	1.2		9	4	2	2	2	0	0	0	0	0	1	13	13	10.80	2.400
ERA: 10.8																		
86 Stephen Marek, R	(6, 1)	1.1	H	6	1	0	0	1	1	0	0	0	0	0	7	11	0.00	1.500
ERA:																		
70 Sean O'Sullivan, R	(8, 1)	1.0		6	2	0	0	1	1	0	0	0	0	0	7	11	0.00	3.000
ERA:																		

PITCHER		IP	WLS	BF	H	R	ER	SO	BB	IBB	HBP	BLK	WP	HR	S	P	ERA	WHIP
Jose Arredondo, R	(9, 1)	1.0		3	0	0	0	1	0	0	0	0	0	0	5	5	0.00	0.000
ERA:																		

BOTTOM

Chicago Cubs @ Los Angeles Angels

Tempe Diablo Stadium, Tempe, AZ

Sat Mar 01 2008, 3:05 PM EST
Att. 8,808 - Partly Cloudy - 74 F

Batter	1	2	3	4	5	6	7	8	9	AB	R	H	RBI	BB	SO	LOB
9 Chone Figgins, S (1, 5) OBP: 0.800, SLG: 0.750	x 0-0 24 CS 1B		x 0-0 24 FC5-4 1B	x 0-0 24 CS 2-3 1B		x 0-0 G6-3 ③				3	0	3	0	0	0	0
56 Tim Duff, R (6, 2)										1	0	0	0	0	0	0
24 Gary Matthews, S (1, 7) OBP: 0.200, SLG: 0.200	S X 0-1 ①② P6 1-2		x 0-0 ① FC5-4 27 1B 48 HR 1-2f	P P S S S 2-3 ②③ K 1-2			x 0-0 G5-3 ①			3	1	0	0	0	1	4
72 Nate Sutton, L (5, 4)										1	0	0	0	0	0	0
27 Vladimir Guerrero, R (1, 9) OBP: 0.250, SLG: 0.250	x 0-0 ③ F8		x 0-0 48 HR 1-3 1B		x 0-0 G4-3 S 19 1B 1B		x 0-0 G6-3 ②			2	1	1	0	0	0	0
Nathan Haynes, L (5, 8) OBP: 0.714, SLG: 0.600										2	1	1	0	0	0	0
Garret Anderson, L (1, 10)		B B B B 4-0 48 2B BB	x 0-0 ② P3		S X 0-1 ① G4-3 1-3		x 0-0 G5-3 ③			2	1	0	0	1	0	3
39 Robb Quinlan, R (7, PH) (8, 10)										1	0	0	0	0	0	0
48 Torii Hunter, R (1, 8) OBP: 1.000, SLG: 2.250	x 0-0 G4-3 47 1B 1-H 2B	x 0-0 1-H 3-H HR		x 0-0 3-H 1B				x 0-0 ① F8		2	2	2	4	0	0	0
19 Kendrys Morales, S (5, 3) OBP: 0.625, SLG: 0.400										2	0	1	1	0	0	0
Casey Kotchman, L (1, 3) OBP: 0.500, SLG: 0.750	x 0-0 ① G4-3 2-3	x 0-0 2B			x 0-0 ② P3			x 0-0 ② F8		2	0	1	0	0	0	1
3 Brandon Wood, R (5, 6) OBP: 0.111, SLG: 0.444										2	0	0	0	0	0	1
47 Howie Kendrick, R (1, 4) OBP: 0.500, SLG: 0.500	x 0-0 46 S 3-H 1B	x 0-0 ③ G3-1			x 0-0 ③ F9			x 0-0 ③ P4		2	0	1	1	0	0	1
64 Terry Evans, R (5, 9)										2	0	0	0	0	0	1
46 Bobby Wilson, R (1, 2) OBP: 0.250, SLG: 0.250	S X 0-1 ② G6-3 1-2			x 0-0 9 1B 6 G4-3 1B		x 0-0 ① F8				2	0	1	0	0	0	1
43 Matthew Brown, R (6, 5)										1	0	0	0	0	0	0
6 Maicer Izturis, S (1, 6) OBP: 0.250, SLG: 0.500	x 0-0 ③ G4-3			x 0-0 ① G4-3 1-2		x 0-0 ② G4-3				2	0	0	0	0	0	2
32 Dee Brown, L (5, 7) OBP: 0.200, SLG: 0.200										1	0	0	0	0	0	0
Inning Stats	R: 0 E: 0 K: 0 S: 4 H: 1 LOB: 0 BB: 0 P: 4	R: 2 E: 0 K: 0 S: 6 H: 2 LOB: 1 BB: 1 P: 10	R: 3 E: 0 K: 0 S: 7 H: 4 LOB: 1 BB: 0 P: 7	R: 0 E: 0 K: 1 S: 8 H: 2 LOB: 1 BB: 0 P: 8	R: 1 E: 0 K: 0 S: 6 H: 2 LOB: 1 BB: 0 P: 6	R: 0 E: 0 K: 0 S: 3 H: 0 LOB: 0 BB: 0 P: 3	R: 0 E: 0 K: 0 S: 3 H: 0 LOB: 0 BB: 0 P: 3	R: 0 E: 0 K: 0 S: 3 H: 0 LOB: 0 BB: 0 P: 3		1B: 8 2B: 2 3B: 0 HR: 1		SF: 0 SAC: 0 DP: 0 HBP: 0		WP: 0 PB: 0 SB: 2 CS: 2		PA: 34	

livebaseballscorecards.com

AB	33
R	6
H	11
RBI	6
BB	1
SO	1
LOB	14

PITCHER		IP	WLS	BF	H	R	ER	SO	BB	IBB	HBP	BLK	WP	HR	S	P	ERA	WHIP
Jason Marquis, R ERA: 9.0	(1, 1)	2.0	L	9	3	2	2	0	1	0	0	0	0	0	10	14	9.00	2.000
34 Kerry Wood, R ERA: 27.0	(3, 1)	1.0		7	4	3	3	0	0	0	0	0	0	1	7	7	27.00	4.000
70 Geoffrey Jones, L ERA:	(4, 1)	1.0		4	2	0	0	1	0	0	0	0	0	0	8	8	0.00	2.000
Bob Howry, R ERA: 9.0	(5, 1)	1.0		5	2	1	1	0	0	0	0	0	0	0	6	6	9.00	2.000
63 Carmen Pignatiello, L ERA:	(6, 1)	1.0		3	0	0	0	0	0	0	0	0	0	0	3	3	0.00	0.000

PITCHER		IP	WLS	BF	H	R	ER	SO	BB	IBB	HBP	BLK	WP	HR	S	P	ERA	WHIP
Tim Lahey, R ERA:	(7, 1)	1.0		3	0	0	0	0	0	0	0	0	0	0	3	3	0.00	0.000
78 Edward Campusano, L ERA:	(8, 1)	1.0		3	0	0	0	0	0	0	0	0	0	0	3	3	0.00	0.000

San Francisco Giants @ Chicago Cubs

Hohokam Park, Mesa, AZ

Sun Mar 02 2008, 3:05 PM EST

Att. 12,668 - Partly Cloudy - 71 F

TOP

livebaseballscorecards.com

Batter	1	2	3	4	5	6	7	8	9	AB	R	H	RBI	BB	SO	LOB
Rajai Davis, R (1, 7) OBP: 0.231, SLG: 0.200	G6-3	F8			B2 HBP		K			4	0	0	0	0	1	1
Jose Capellan, L (7, 1)										0	0	0	0	0	0	0
48 Scott Williamson, R (8, 1)										0	0	0	0	0	0	0
93 Julio Mateo, R (9, 1)										0	0	0	0	0	0	0
8 Eugenio Velez, S (1, 5) OBP: 0.467, SLG: 0.571	40 S 33 S 1B		B5-3		BB G4-3			G4-3		3	1	1	0	1	0	3
41 Brad Hennessey, R (5, 1)										0	0	0	0	0	0	0
69 Kelvin Pichardo, R (6, 1)										0	0	0	0	0	0	0
49 Clay Timpner, L (7, 8)										1	0	0	0	0	0	0
33 Aaron Rowand, R (1, 8) OBP: 0.625, SLG: 0.500	BB	F9			40 2B 50 G6-3 1B	G4-3		G3-1		2	0	1	1	1	0	0
12 Nate Schierholtz, L (5, PR) OBP: 0.200, SLG: 0.167										2	1	0	0	0	0	0
(5, 9)																
40 Daniel Ortmeier, S (1, 3) OBP: 0.455, SLG: 0.556	K		BB		14 1B 2B	P2		2B		3	1	1	0	1	1	2
47 Travis Ishikawa, L (6, 3) OBP: 0.250, SLG: 0.500										1	0	1	0	0	0	0
50 Eliezer Alfonzo, R (1, 2)	G5-3		P3		G6-3	F8		F8		4	0	0	1	0	0	4
56 Pablo Sandoval, S (7, 2)										1	0	0	0	0	0	1
19 Kevin Frandsen, R (1, 6) OBP: 0.417, SLG: 0.222		14 1B 73 G5-3 HBP		14 FC6 HBP	BB		73 S 73 HR 1B		B1-3	1	3	1	0	1	0	0
29 Brian Bocock, R (7, 6) OBP: 0.333, SLG: 0.200										1	0	0	0	0	0	0
14 Fred Lewis, L (1, 9) OBP: 0.643, SLG: 0.700		S 73 G5-3 1B		FC6 73 CS	8 1B 1B		F8		F7	5	1	2	1	0	0	2
(5, 8)																
(7, 7)																
73 Travis Denker, R (1, 4) OBP: 0.500, SLG: 0.889	G5-3		2B		HBP 8 1B BB		HR		K	3	1	2	3	1	0	1
59 Emmanuel Burriss, S (7, 4) OBP: 0.250, SLG: 0.250										1	0	0	0	0	1	0
18 Matt Cain, R (1, 1)	K		G6-3		HBP		K			1	0	0	0	0	1	1
66 Brett Harper, L (4, PH) OBP: 0.571, SLG: 0.800										1	0	0	0	0	0	1
Jack Taschner, L (4, 1)										0	0	0	0	0	0	0
8 Scott McClain, R (5, PH) OBP: 0.500, SLG: 0.500										1	0	1	2	0	0	0
21 Justin Leone, R (5, 5) OBP: 0.375, SLG: 0.167										1	0	0	0	0	1	0

	AB	R	H	RBI	BB	SO	LOB
	36	8	10	8	5	5	16

Inning Stats	1	2	3	4	5	6	7	8	9
	R: 0 E: 0 K: 1 S: 6	H: 1 LOB: 2 BB: 1 P: 10	R: 1 E: 0 K: 1 S: 6	H: 1 LOB: 1 BB: 0 P: 8	R: 0 E: 0 K: 0 S: 3	H: 0 LOB: 1 BB: 1 P: 7	R: 0 E: 0 K: 0 S: 3	H: 1 LOB: 1 BB: 0 P: 5	R: 5 E: 0 K: 0 S: 7	H: 4 LOB: 3 BB: 3 P: 21	R: 0 E: 0 K: 0 S: 3	H: 0 LOB: 0 BB: 0 P: 3	R: 2 E: 0 K: 2 S: 11	H: 2 LOB: 0 BB: 0 P: 14	R: 0 E: 0 K: 0 S: 4	H: 1 LOB: 1 BB: 0 P: 4	R: 0 E: 0 K: 1 S: 5	H: 0 LOB: 0 BB: 0 P: 5

1B: 6	SF: 0	WP: 0	PA: 44
2B: 3	SAC: 0	PB: 0	
3B: 0	DP: 0	SB: 5	
HR: 1	HBP: 3	CS: 1	

PITCHER		IP	WLS	BF	H	R	ER	SO	BB	IBB	HBP	BLK	WP	HR	S	P	ERA	WHIP
30 Ted Lilly, L ERA: 4.5	(1, 1)	2.0		10	2	1	1	2	1	0	1	0	0	0	12	18	4.50	1.500
51 Juan Mateo, R ERA:	(3, 1)	1.0		4	0	0	0	0	1	0	0	0	0	0	3	7	0.00	1.000
76 Jose Ceda, R ERA: 10.8	(4, 1)	1.0		4	1	0	0	0	0	0	1	0	0	0	3	5	0.00	1.000
48 Neal Cotts, L ERA: 27.0	(5, 1)	0.2	L	8	3	5	5	0	3	0	0	0	0	0	5	18	67.50	9.000
58 Jose Ascanio, R ERA:	(5, 1)	1.1		6	1	0	0	0	0	0	1	0	0	0	5	6	0.00	0.750

PITCHER		IP	WLS	BF	H	R	ER	SO	BB	IBB	HBP	BLK	WP	HR	S	P	ERA	WHIP
54 Shingo Takatsu, R ERA: 13.5	(7, 1)	1.0		5	2	2	2	2	0	0	0	0	0	1	11	14	18.00	2.000
22 Kevin Hart, R ERA:	(8, 1)	1.0		4	1	0	0	0	0	0	0	0	0	0	4	4	0.00	1.000
49 Carlos Marmol, R ERA:	(9, 1)	1.0		3	0	0	0	1	0	0	0	0	0	0	5	5	0.00	0.000

San Francisco Giants @ Chicago Cubs

Hohokam Park, Mesa, AZ

Sun Mar 02 2008, 3:05 PM EST

Att. 12,668 - Partly Cloudy - 71 F

livebaseballscorecards.com

BOTTOM

Batter	1	2	3	4	5	6	7	8	9	AB	R	H	RBI	BB	SO	LOB
4 Eric Patterson, L (1, 4) OBP: 0.364, SLG: 0.400	F9		2 1B 1B		1 G4-3 2B 2-H		K	1 SAFE K 1-2		5	0	2	1	0	2	2
2 Ryan Theriot, R (1, 6) OBP: 0.444, SLG: 0.444 57 Andrés Blanco, S (6, 6) OBP: 0.571, SLG: 0.600	G5-3		1-2 1B		P4		15 HR 1B		K	3	0	1	0	0	0	1
										2	1	1	0	0	1	0
1 Kosuke Fukudome, L (1, 9) OBP: 0.556, SLG: 0.200 15 Andres Torres, S (6, 9) OBP: 0.250, SLG: 0.571	E6		K		G4-3 2-3		1-H HR		E4 27 BB 29 1B	3	0	0	0	0	1	3
										2	1	1	2	0	0	0
25 Derrek Lee, R (1, 3) OBP: 0.444, SLG: 0.333 29 JD Closser, S (6, 2) OBP: 0.400, SLG: 0.400	F9			18 1B 19 E BB	K		1B		27 BB 1-2 1B	2	1	0	0	1	1	2
										2	0	2	0	0	0	0
18 Geovany Soto, R (1, 2) OBP: 0.375, SLG: 0.375 67 Micah Hoffpauir, L (6, 3) OBP: 0.250, SLG: 0.250		F8		19 E 1-2 1B		66 WP 1B	F9		P4	2	0	1	0	0	0	0
										3	0	1	0	0	0	3
19 Matt Murton, R (1, 7) OBP: 0.600, SLG: 0.500 27 Sam Fuld, L (7, 7) OBP: 0.455, SLG: 0.143		BBB 4-0 65 G3-6-1 BB		FC9-2-6 65 G6-4-3 1-3 2-H		F8		20 BB 17 BB 6 SF9 1B	BBB 4-0 1-2 2-3 BB	2	0	0	0	1	0	2
										1	1	1	0	1	0	0
65 Luis Figueroa, S (1, 5) OBP: 0.600, SLG: 0.800 58 Jose Ascanio, R (5, 1) 66 Tyler Colvin, L (6, PH) 54 Shingo Takatsu, R (7, 1) 22 Kevin Hart, R (8, 1) 17 Mike Fontenot, L (8, PH) OBP: 0.636, SLG: 1.250 49 Carlos Marmol, R (9, 1) 9 Jake Fox, R (9, PH) OBP: 0.286, SLG: 0.714		G3-6-1 1-2f		G6-4-3 1-2f		BCCSS 1-3 K 1-2		BBBB 4-0 6 SF9 20 BB 1-2 BB	P6	2	0	0	0	0	0	2
										0	0	0	0	0	0	0
										1	0	0	0	0	1	1
										0	0	0	0	0	0	0
										0	0	0	0	0	0	0
										0	0	0	0	1	0	0
										0	0	0	0	0	0	0
										1	0	0	0	0	0	3
20 Felix Pie, L (1, 8) OBP: 0.385, SLG: 0.909			CCS K		CBBX 2-1 HR	G3-1		BBBB 4-0 4 CS 1-2 2-3 BB		3	1	1	1	1	1	1
30 Ted Lilly, L (1, 1) 51 Juan Mateo, R (3, 1) 73 Bobby Scales, S (3, PH) 76 Jose Ceda, R (4, 1) 48 Neal Cotts, L (5, 1) 6 Alex Cintron, S (5, 5) OBP: 0.273, SLG: 0.400			P4		4 2B 2B		F9		SF9 2-3 3-H	0	0	0	0	0	0	0
										0	0	0	0	0	0	0
										1	0	0	0	0	0	0
										0	0	0	0	0	0	0
										0	0	0	0	0	0	0
										2	1	1	1	0	0	0

AB	37
R	6
H	12
RBI	5
BB	5
SO	7
LOB	20

Inning Stats	1	2	3	4	5	6	7	8	9
	R: 0 E: 1 K: 0 S: 4	H: 0 LOB: 1 BB: 0 P: 4	R: 0 E: 0 K: 0 S: 2	H: 0 LOB: 0 BB: 1 P: 6	R: 0 E: 0 K: 2 S: 9	H: 2 LOB: 2 BB: 0 P: 9	R: 1 E: 1 K: 0 S: 3	H: 1 LOB: 0 BB: 1 P: 7	R: 2 E: 0 K: 1 S: 9	H: 3 LOB: 1 BB: 0 P: 11	R: 0 E: 0 K: 1 S: 6	H: 1 LOB: 1 BB: 0 P: 7	R: 2 E: 0 K: 1 S: 8	H: 3 LOB: 1 BB: 0 P: 8	R: 1 E: 0 K: 1 S: 5	H: 1 LOB: 1 BB: 2 P: 13	R: 0 E: 1 K: 1 S: 7	H: 1 LOB: 3 BB: 1 P: 11

1B: 8	SF: 1	WP: 1	PA: 43
2B: 2	SAC: 0	PB: 0	
3B: 0	DP: 2	SB: 0	
HR: 2	HBP: 0	CS: 1	

PITCHER		IP	WLS	BF	H	R	ER	SO	BB	IBB	HBP	BLK	WP	HR	S	P	ERA	WHIP
18 Matt Cain, R ERA:	(1, 1)	3.0		12	2	0	0	2	1	0	0	0	0	0	15	19	0.00	1.000
Jack Taschner, L ERA:	(4, 1)	1.0	W	4	1	1	0	0	1	0	0	0	0	0	3	7	0.00	2.000
41 Brad Hennessey, R ERA: 12.0	(5, 1)	1.0		6	3	2	2	1	0	0	0	0	0	1	9	11	18.00	3.000
69 Kelvin Pichardo, R ERA:	(6, 1)	1.0	H	4	1	0	0	1	0	0	0	0	1	0	6	7	0.00	1.000
Jose Capellan, L ERA: 13.5	(7, 1)	1.0		6	3	2	2	1	0	0	0	0	0	1	8	8	18.00	3.000

PITCHER		IP	WLS	BF	H	R	ER	SO	BB	IBB	HBP	BLK	WP	HR	S	P	ERA	WHIP
48 Scott Williamson, R ERA: 13.5	(8, 1)	1.0	H	5	1	1	1	1	2	0	0	0	0	0	5	13	9.00	3.000
93 Julio Mateo, R ERA:	(9, 1)	1.0	S	6	1	0	0	1	1	0	0	0	0	0	7	11	0.00	2.000

Batter	1	2	3	4	5	6	7	8	9	AB	R	H	RBI	BB	SO	LOB
Ronny Cedeno, R (1, 8) OBP: 0.364, SLG: 0.300	F7		1 CS 1B	K		57 FC6-4 1B 1-2		57 G4-3 1B		5	0	3	0	0	1	1
2 Ryan Theriot, R (1, 6) OBP: 0.500, SLG: 0.500	1 FC3-6 1B		K		1 G4-3 1 S 1B	FC6-4 1-2f		G4-3 1-2		3	0	2	0	0	1	1
57 Andrés Blanco, S (5, 6) OBP: 0.444, SLG: 0.429										2	0	0	0	0	0	3
1 Kosuke Fukudome, L (1, 9) OBP: 0.500, SLG: 0.143	FC3-6 19 1B 1-2f		1 SAFE H HBP 1-2		G4-3 1-3		F8	K		2	0	0	0	0	0	2
66 Tyler Colvin, L (5, 9)										2	0	0	0	0	1	1
19 Matt Murton, R (1, 7) OBP: 0.538, SLG: 0.455	1-2 1B		F7		G6-4-3		67 2B 1B	G6-3		3	0	1	0	0	0	2
68 Josh Kroeger, L (5, 7) OBP: 0.200, SLG: 0.200										2	1	1	0	0	0	1
67 Micah Hoffpauir, L (1, 3) OBP: 0.353, SLG: 0.375	F7			9 3B BB	K		64 2B 2B 1-H		17 FC4-6 1B	4	2	2	1	1	1	3
9 Jake Fox, R (1, 10) OBP: 0.333, SLG: 0.833		G4-3		65 G4-3 3B 1-H		65 FC3-5-6 2B	P4		P4	5	1	2	1	0	0	2
65 Luis Figueroa, S (1, 4) OBP: 0.500, SLG: 0.625		6 FC5-4 1B		G4-3 3-H		FC3-5-6 6 2B 2-3	64 2B BB		FC4-6 1-2f	3	1	1	1	0	0	1
17 Mike Fontenot, L (6, 4) OBP: 0.615, SLG: 1.111										1	1	0	0	1	0	1
6 Alex Cintron, S (1, 5) OBP: 0.286, SLG: 0.462	FC5-4 1-2f		G3			55 FC6-5 2B 2-H	1-H 2-H 2B		L5	3	0	1	1	0	0	1
64 Casey McGehee, R (6, 5) OBP: 0.667, SLG: 1.167										2	0	1	2	0	0	1
55 Koyie Hill, S (1, 2) OBP: 0.286, SLG: 0.333	F7		BB			FC6-5 1B 2-3	F9			2	0	0	0	1	0	2
72 Welington Castillo, R (6, 2)										1	0	0	0	0	0	1
Inning Stats	R: 0 E: 0 K: 0 S: 5 H: 2 LOB: 2 BB: 0 P: 5	R: 0 E: 0 K: 0 S: 4 H: 1 LOB: 1 BB: 0 P: 4	R: 0 E: 0 K: 1 S: 5 H: 1 LOB: 1 BB: 0 P: 6	R: 2 E: 0 K: 1 S: 6 H: 1 LOB: 1 BB: 2 P: 14	R: 0 E: 0 K: 1 S: 7 H: 1 LOB: 1 BB: 0 P: 7	R: 1 E: 0 K: 0 S: 6 H: 3 LOB: 2 BB: 0 P: 6	R: 3 E: 0 K: 0 S: 6 H: 3 LOB: 1 BB: 1 P: 10	R: 0 E: 0 K: 1 S: 6 H: 1 LOB: 1 BB: 0 P: 6	R: 0 E: 0 K: 0 S: 4 H: 1 LOB: 1 BB: 0 P: 4	1B: 9 2B: 4 3B: 1 HR: 0	SF: 0 SAC: 0 DP: 0 HBP: 1						

Chicago Cubs @ Seattle Mariners

Peoria Stadium, Peoria, AZ

Mon Mar 03 2008, 3:05 PM EST

Att. 7,024 - Sunny - 65 F

TOP

livebaseballscorecards.com

AB	40
R	6
H	14
RBI	6
BB	3
SO	4
LOB	23

PITCHER		IP	WLS	BF	H	R	ER	SO	BB	IBB	HBP	BLK	WP	HR	S	P	ERA	WHIP
56 Jarrod Washburn, L ERA:	(1, 1)	3.0		13	4	0	0	1	0	0	1	0	0	0	14	15	0.00	1.333
60 Joe Woerman, R ERA: 9.0	(4, 1)	2.0	B	10	2	2	2	2	2	0	0	0	0	0	13	21	9.00	2.000
66 Robert Rohrbaugh, L ERA: 9.0	(6, 1)	1.0	L	6	3	1	1	0	0	0	0	0	0	0	6	6	9.00	3.000
68 Stephen Kahn, R ERA: 27.0	(7, 1)	1.0		7	3	3	3	0	1	0	0	0	0	0	6	10	27.00	4.000
46 Sean White, R ERA: 20.25	(8, 1)	1.0		4	1	0	0	1	0	0	0	0	0	0	6	6	0.00	1.000

PITCHER		IP	WLS	BF	H	R	ER	SO	BB	IBB	HBP	BLK	WP	HR	S	P	ERA	WHIP
62 Cesar Jimenez, L ERA:	(9, 1)	1.0		4	1	0	0	0	0	0	0	0	0	0	4	4	0.00	1.000

WP: 0 PB: 0 SB: 1 CS: 1 PA: 44

Chicago Cubs @ Seattle Mariners

Peoria Stadium, Peoria, AZ

Mon Mar 03 2008, 3:05 PM EST

Att. 7,024 - Sunny - 65 F

BOTTOM

Batter	1	2	3	4	5	6	7	8	9	AB	R	H	RBI	BB	SO	LOB
51 Ichiro Suzuki, L (1, 8) 25 Charlton Jimerson, R (7, 8) OBP: 0.333, SLG: 0.375	G4-3		BBBB 10 G5-4-3 1-2 BB		G1-3 1-2			F8	SSS K	2 0 0 0 1 0 1 2 0 0 0 0 1 3						
16 Willie Bloomquist, R (1, 5) OBP: 0.111, SLG: 0.125 78 Matt Tuiasosopo, R (7, 5)	SSS K		F9		G4-3			FC6-4 1-2f	SSS K 1-2	3 0 0 0 0 1 3 2 0 0 0 0 1 3						
10 Greg Norton, S (1, 10) OBP: 0.231, SLG: 0.100	F8		G5-4-3 1-2f			G3-1		SSS K		4 0 0 0 0 1 3						
Brad Wilkerson, L (1, 9) OBP: 0.600, SLG: 0.500 12 Michael Morse, R (7, 9) OBP: 0.714, SLG: 0.857		39 2B 4 G4-3 1B		BBBB 4 G5-3 9 BB		G4-3			G6-3 39 1B 2B	2 1 1 0 1 0 0 1 1 1 0 0 0 0						
9 Jeff Clement, L (1, 2) OBP: 0.429, SLG: 0.500 Jamie Burke, R (7, 2) OBP: 0.333, SLG: 0.667		F9		BBBB 1-2 BB		F9			G6-3 2-3	2 0 0 0 1 0 1 1 0 0 0 0 0 1						
39 Bryan LaHair, L (1, 3) OBP: 0.600, SLG: 0.778		4 G4-3 8 1B 1-3 2B		SSS K			P5		23 1B 61 1B 3-H 1B	4 2 2 1 0 1 2						
4 Jose Lopez, R (1, 4) OBP: 0.250, SLG: 0.250 23 Tug Hulett, L (7, 4) OBP: 0.667, SLG: 0.750		G4-3 2-3 3-H		G5-3 2-3f			F7		61 1B 1-2 1B	2 0 0 1 0 0 3 2 1 1 0 0 0 0						
8 Jeremy Reed, L (1, 7) OBP: 0.667, SLG: 0.500 61 Bronson Sardinha, L (7, 7) OBP: 0.364, SLG: 0.300		64 CS 3-H 1B			BBBB 51 G1-3 BB		SSS K		1B 1-2 2-H 1B	1 0 1 1 1 0 0 2 0 1 1 0 1 0						
64 Mark Kiger, R (1, 6) OBP: 0.250, SLG: 0.375 Miguel Cairo, R (7, 6) OBP: 0.400, SLG: 0.500		S CS 1-2	SSS K 51 BB		F9			78 FC6-4 1B	78 S 1-3 2-H 1B	2 0 0 0 0 1 1 2 0 2 1 0 0 0						
Inning Stats	R: 0 E: 0 K: 1 S: 5 H: 0 LOB: 0 BB: 0 P: 5	R: 2 E: 0 K: 0 S: 6 H: 3 LOB: 0 BB: 0 P: 6	R: 0 E: 0 K: 1 S: 5 H: 0 LOB: 1 BB: 1 P: 9	R: 0 E: 0 K: 1 S: 4 H: 0 LOB: 1 BB: 2 P: 12	R: 0 E: 0 K: 0 S: 3 H: 0 LOB: 1 BB: 1 P: 7	R: 0 E: 0 K: 0 S: 3 H: 0 LOB: 0 BB: 0 P: 3	R: 0 E: 0 K: 1 S: 5 H: 0 LOB: 0 BB: 0 P: 5	R: 0 E: 0 K: 1 S: 6 H: 1 LOB: 1 BB: 0 P: 6	R: 3 E: 0 K: 2 S: 12 H: 5 LOB: 2 BB: 0 P: 12	1B: 7 2B: 2 3B: 0 HR: 0 SF: 0 SAC: 0 DP: 2 HBP: 0							

livebaseballscorecards.com

AB	34
R	5
H	9
RBI	5
BB	4
SO	7
LOB	21

WP: 1 PB: 0 SB: 1 CS: 1 PA: 39

PITCHER		IP	WLS	BF	H	R	ER	SO	BB	IBB	HBP	BLK	WP	HR	S	P	ERA	WHIP
32 Jon Lieber, R ERA: 9.0	(1, 1)	2.0		8	3	2	2	1	0	0	0	0	0	0	11	11	9.00	1.500
45 Sean Marshall, L ERA:	(3, 1)	2.0		8	0	0	0	2	3	0	0	0	1	0	9	21	0.00	1.500
50 Jeff Samardzija, R ERA:	(5, 1)	2.0	W	7	0	0	0	0	1	0	0	0	0	0	6	10	0.00	0.500
47 Scott Eyre, L ERA: 4.5	(7, 1)	1.0		3	0	0	0	1	0	0	0	0	0	0	5	5	0.00	0.000
Tim Lahey, R ERA:	(8, 1)	1.0		4	1	0	0	1	0	0	0	0	0	0	6	6	0.00	1.000

PITCHER		IP	WLS	BF	H	R	ER	SO	BB	IBB	HBP	BLK	WP	HR	S	P	ERA	WHIP
Bob Howry, R ERA: 18.0	(9, 1)	1.0		8	5	3	3	2	0	0	0	0	0	0	12	12	27.00	5.000

Batter	1	2	3	4	5	6	7	8	9	10	AB	R	H	RBI	BB	SO	LOB
23 Rickie Weeks Jr., R (1, 4) OBP: 0.188, SLG: 0.133	G6-3	K		K			G4-3 1-2		71 WP 1B	1-H 2-H 3-H 2B	4	0	0	0	0	2	2
33 Gabe Kapler, R (7, 7) OBP: 0.300, SLG: 0.400											2	0	2	3	0	0	0
25 Mike Cameron, R (1, 8) OBP: 0.438, SLG: 0.643	7 S 65 BB 2B	F9			HR		7 1B 8 1B BB		K 1-2	K	3	3	2	1	1	0	1
71 Alcides Escobar, R (7, 6)											2	0	0	0	0	2	2
7 J.J. Hardy, R (1, 6) OBP: 0.429, SLG: 0.385	P3 2-3		G4-3		P2		8 1B 1-2 2-H 1B		K		4	0	1	1	0	0	1
21 Abraham Nunez, S (7, 5) OBP: 0.300, SLG: 0.300											1	0	0	0	0	1	1
8 Ryan Braun, R (1, 7) OBP: 0.400, SLG: 0.545	65 BB 2 BB HBP		P4		F7		1-3 2-H 1B			G1-3	3	0	1	1	0	0	0
20 Laynce Nix, L (7, 8) OBP: 0.444, SLG: 0.625											1	0	0	0	0	0	0
2 Bill Hall, R (1, 5) OBP: 0.267, SLG: 0.231			P3		G5-3		F9			HR	3	0	0	0	1	0	1
73 Seth McClung, L (7, 1)											0	0	0	0	0	0	0
Brian Shouse, L (8, 1)											0	0	0	0	0	0	0
75 Steve Bray, R (9, 1)											0	0	0	0	0	0	0
Gabe Gross, L (10, PH) OBP: 0.417, SLG: 1.000											1	1	1	1	0	0	0
62 Luis Pena, R (10, 1)	4-0 65 BB 1-2 BB										0	0	0	0	0	0	0
65 Brad Nelson, L (1, 3) OBP: 0.375, SLG: 0.857	4-0 10 FC5-4 1-2 2-3 3-H BB			22 HR 2B		F7		G5-3		22 FC4-6-4 33 2B 1B	2	1	1	1	1	0	0
27 Joe Dillon, R (7, 3) OBP: 0.375, SLG: 0.429											2	1	1	0	0	0	0
10 Vinny Rottino, R (1, 2) OBP: 0.333, SLG: 1.000	FC5-4 1-2f			F9		P4		22 G4-3 1B		22 FC4-6-4 1-2 1B	3	0	0	0	0	0	4
Craig Counsell, L (7, 4) OBP: 0.500, SLG: 0.600											2	0	2	0	0	0	0
22 Tony Gwynn Jr., L (1, 9) OBP: 0.273, SLG: 0.727		3B		3-2 2-H HR		L6		G4-3 1-2f		FC4-6-4 11 S 33 2B 1-2f 2-3	5	2	2	2	0	0	3
Claudio Vargas, R (1, 1)		G1-3		G6-3			23 G4-3 7 1B 1B		K	BB 33 2B 1-2	2	0	0	0	0	0	1
66 Chris Narveson, L (4, 1)											0	0	0	0	0	0	0
61 Hernan Iribarren, L (7, PH) OBP: 0.250, SLG: 0.250											1	1	1	0	0	0	0
11 Mike Rivera, R (7, 2)											1	1	0	0	1	1	0
Inning Stats	R: 1 E: 0 K: 0 S: 4 / H: 1 LOB: 3 BB: 2 P: 14	R: 0 E: 0 K: 1 S: 6 / H: 1 LOB: 1 BB: 0 P: 6	R: 0 E: 0 K: 0 S: 3 / H: 0 LOB: 0 BB: 0 P: 3	R: 2 E: 0 K: 1 S: 9 / H: 2 LOB: 0 BB: 0 P: 12	R: 1 E: 0 K: 0 S: 4 / H: 1 LOB: 0 BB: 0 P: 4	R: 0 E: 0 K: 0 S: 3 / H: 0 LOB: 0 BB: 0 P: 3	R: 2 E: 0 K: 0 S: 5 / H: 3 LOB: 1 BB: 1 P: 9	R: 0 E: 0 K: 0 S: 3 / H: 1 LOB: 0 BB: 0 P: 3	R: 0 E: 0 K: 3 S: 10 / H: 1 LOB: 1 BB: 0 P: 10	R: 4 E: 0 K: 1 S: 10 / H: 4 LOB: 1 BB: 1 P: 16	1B: 7 2B: 3 3B: 1 HR: 3	SF: 0 SAC: 0 DP: 1 HBP: 1					

PITCHER		IP	WLS	BF	H	R	ER	SO	BB	IBB	HBP	BLK	WP	HR	S	P	ERA	WHIP
46 Ryan Dempster, R ERA: 3.6	(1, 1)	3.0		14	2	1	1	1	2	0	1	0	0	0	13	23	3.00	1.333
36 Sean Gallagher, R ERA: 9.0	(4, 1)	2.0	B	9	3	3	3	1	0	0	0	0	0	2	13	16	13.50	1.500
34 Kerry Wood, R ERA: 13.5	(6, 1)	1.0		3	0	0	0	0	0	0	0	0	0	0	3	3	0.00	0.000
44 Chad Fox, R ERA: 18.0	(7, 1)	1.0		6	3	2	2	0	1	0	0	0	0	0	5	9	18.00	4.000
63 Carmen Pignatiello, L ERA:	(8, 1)	1.0		3	1	0	0	0	0	0	0	0	0	0	3	3	0.00	1.000

PITCHER		IP	WLS	BF	H	R	ER	SO	BB	IBB	HBP	BLK	WP	HR	S	P	ERA	WHIP
22 Kevin Hart, R ERA:	(9, 1)	1.0		4	1	0	0	3	0	0	0	0	1	0	10	10	0.00	1.000
58 Jose Ascanio, R ERA: 10.8	(10, 1)	1.0	L	8	4	4	4	1	1	0	0	0	0	1	10	16	36.00	5.000

TOP

Milwaukee Brewers @ Chicago Cubs

Hohokam Park, Mesa, AZ

Tue Mar 04 2008, 3:05 PM EST

Att. 9,778 - Partly Cloudy - 66 F

livebaseballscorecards.com

AB	42
R	10
H	14
RBI	10
BB	4
SO	6
LOB	16

WP: 1 PA: 47
PB: 0
SB: 2
CS: 0

Milwaukee Brewers @ Chicago Cubs

Hohokam Park, Mesa, AZ

Tue Mar 04 2008, 3:05 PM EST

Att. 9,778 - Partly Cloudy - 66 F

livebaseballscorecards.com

Batter	1	2	3	4	5	6	7	8	9	10	AB	R	H	RBI	BB	SO	LOB
20 Felix Pie, L (1, 8) OBP: 0.375, SLG: 0.786 27 Sam Fuld, L (6, 8) OBP: 0.500, SLG: 0.222	G4-3		P4	1 WP 1 E 1B		G5-3 2-3		15 1B 1B		72 1B 67 1B BB	3 2	1 0	1 1	0 0	0 1	0 0	0 1
1 Kosuke Fukudome, L (1, 9) OBP: 0.600, SLG: 0.700 15 Andres Torres, S (6, 9) OBP: 0.273, SLG: 0.500	1B		HR	E7 1-H 1B		K		1-2 1B		K	3 3	1 0	3 1	2 0	0 1	0 2	0 2
25 Derrek Lee, R (1, 3) OBP: 0.462, SLG: 0.250 67 Micah Hoffpauir, L (6, PR) OBP: 0.368, SLG: 0.389 (7, 3)	F9		66 E 18 2B 66 1B BB	L4		BB		G3		72 1B 1-2 1B	2 2	1 0	0 1	0 0	0 0	2 0	0 2
66 Tyler Colvin, L (1, 7) OBP: 0.143, SLG: 0.143 68 Josh Kroeger, L (7, 7) OBP: 0.143, SLG: 0.143	P4		E9 18 2B 1-3 1B		G4-3	F8			G4-3	K	4 2	1 0	1 0	0 0	0 0	0 1	3 2
18 Geovany Soto, R (1, 2) OBP: 0.500, SLG: 0.500 63 Carmen Pignatiello, R (8, 1) 22 Kevin Hart, R (9, 1) 19 Matt Murton, R (9, PH) OBP: 0.500, SLG: 0.417 72 Welington Castillo, R (10, 2) OBP: 0.500, SLG: 0.500		4 FC3-6 17 1B BB	2-H 3-H 2B		9 WP BB		F8		G6-3	1-2 2-3 1B	2 0 0 1 1	0 0 0 0 0	1 0 0 0 1	2 0 0 0 0	2 0 0 0 0	0 0 0 0 0	0 0 0 0 0
17 Mike Fontenot, L (1, 6) OBP: 0.563, SLG: 0.917 2 Ryan Theriot, R (6, 6) OBP: 0.467, SLG: 0.467	4 FC3-6 1-2 1B	F7		K		G3-1			29 DI 29 2B 1B	F9	3 3	0 1	1 1	0 0	0 0	1 0	2 3
64 Casey McGehee, R (1, 5) OBP: 0.500, SLG: 0.875 36 Sean Gallagher, R (4, 1) 9 Jake Fox, R (5, PH) OBP: 0.385, SLG: 0.833 34 Kerry Wood, R (6, 1) 44 Chad Fox, R (7, 1) 73 Bobby Scales, S (7, PH) 29 JD Closser, S (8, 2) OBP: 0.500, SLG: 0.667 58 Jose Ascanio, R (10, 1)	K	F8		1-2 BB		G6-3			65 E 1-H 2B		2 0 0 0 0 1 1 0	0 0 0 0 0 0 1 0	0 0 0 0 0 0 1 0	0 0 0 0 0 0 1 0	1 0 0 0 0 0 0 0	0 0 0 0 0 0 0 0	3 0 0 0 0 0 0 0
4 Eric Patterson, L (1, 4) OBP: 0.286, SLG: 0.308 65 Luis Figueroa, S (6, 4) OBP: 0.400, SLG: 0.500	FC3-6 1-2f 2-3			K	G4-3			G6-3	E3 2-H		3 2	0 0	0 0	0 0	0 0	1 0	4 0
46 Ryan Dempster, R (1, 1) 6 Alex Cintron, S (4, 5) OBP: 0.278, SLG: 0.471	K			K		27 WP 2B		G4-3	K		1 4	0 0	0 1	0 0	0 0	1 2	2 1

Inning Stats	1	2	3	4	5	6	7	8	9	10
	R: 0 E: 0 K: 0 S: 4	H: 1 LOB: 1 BB: 0 P: 4	R: 0 E: 0 K: 2 S: 8	H: 1 LOB: 2 BB: 1 P: 12	R: 3 E: 1 K: 0 S: 8	H: 3 LOB: 1 BB: 1 P: 12	R: 1 E: 1 K: 2 S: 9	H: 2 LOB: 1 BB: 0 P: 10	R: 0 E: 0 K: 1 S: 5	H: 0 LOB: 2 BB: 2 P: 13	R: 0 E: 0 K: 1 S: 6	H: 1 LOB: 2 BB: 1 P: 11	R: 0 E: 0 K: 0 S: 3	H: 0 LOB: 0 BB: 0 P: 3	R: 0 E: 0 K: 0 S: 5	H: 2 LOB: 2 BB: 0 P: 5	R: 2 E: 1 K: 1 S: 8	H: 2 LOB: 1 BB: 0 P: 9	R: 0 E: 0 K: 2 S: 9	H: 2 LOB: 3 BB: 1 P: 13

| | | |

Chicago Cubs @ Arizona Diamondbacks

Tucson Electric Park, Tucson, AZ

Wed Mar 05 2008, 3:05 PM EST

Att. 7,568 - Sunny - 68 F

TOP

livebaseballscorecards.com

Batter	1	2	3	4	5	6	7	8	9	AB	R	H	RBI	BB	SO	LOB
20 Felix Pie, L (1, 8) OBP: 0.300, SLG: 0.611	C C C 0-3 ① K	S S S 0-3 ③ K	x 0-0 ① F8	x 0-0 ③ G4-3						4	0	0	0	0	2	0
43 Michael Wuertz, R (7, 1)										0	0	0	0	0	0	0
78 Edward Campusano, L (8, 1)										0	0	0	0	0	0	0
Tim Lahey, R (8, 1)										0	0	0	0	0	0	0
Ronny Cedeno, R (1, 6) OBP: 0.286, SLG: 0.231	x 0-0 ② P4		S S S 0-3 ① K	x 0-0 ② G6-3			x 0-0 ① F7			3	0	0	0	0	1	0
27 Sam Fuld, L (7, 8) OBP: 0.467, SLG: 0.200										1	0	0	0	0	0	0
67 Micah Hoffpauir, L (1, 3) OBP: 0.391, SLG: 0.545	x 0-0 ③ L8		B C X 1-1 HR	x 0-0 19 FC6-4 1B			x 0-0 ② F8			4	1	2	1	0	0	0
19 Matt Murton, R (1, 7) OBP: 0.444, SLG: 0.375		x 0-0 ① G4-3	x 0-0 ② G1-3	x 0-0 ③ FC6-4 1-2f			x 0-0 1B			4	0	1	0	0	0	1
15 Andres Torres, S (8, PR) OBP: 0.273, SLG: 0.500										0	0	0	0	0	0	0
(8, 7)																
66 Tyler Colvin, L (1, 9) OBP: 0.091, SLG: 0.091		S S S 0-3 ② K	S S S 0-3 K 17 1B 6 1B		S S S 0-3 ① K		x 0-0 ③ F7			4	1	0	0	0	3	1
17 Mike Fontenot, L (1, 4) OBP: 0.556, SLG: 0.857		S S S 0-3 ③ K	x 0-0 6 1B 1-2 1B		x 0-0 ② G4-3				x 0-0 ① G6-3	2	0	1	0	0	1	0
53 Rich Hill, L (4, 1)										1	0	0	0	0	0	0
57 Andrés Blanco, S (7, 6) OBP: 0.400, SLG: 0.375										1	0	0	0	0	0	0
6 Alex Cintron, S (1, 5) OBP: 0.286, SLG: 0.450		x 0-0 ① G1-3	x 0-0 1-3 2-H 1B		x 0-0 ③ G3				x 0-0 55 G4-6-3 1B	3	0	1	1	0	0	0
64 Casey McGehee, R (6, 5) OBP: 0.556, SLG: 0.889										1	0	1	0	0	0	0
Henry Blanco, R (1, 2)		S S S 0-3 ② K	x 0-0 ③ F8				C C C 0-3 ① K		x 0-0 ② ③ G4-6-3 1-2f	2	0	0	0	0	1	2
55 Koyie Hill, S (6, 2) OBP: 0.222, SLG: 0.250										2	0	0	0	0	1	1
38 Carlos Zambrano, S (1, 1) OBP: 0.500, SLG: 2.000		C C X 0-2 HR			x 0-0 HR		x 0-0 ② F7			1	1	1	1	0	0	0
65 Luis Figueroa, S (4, 4) OBP: 0.417, SLG: 0.750										2	1	1	1	0	0	0

	AB	35
	R	4
	H	8
	RBI	4
	BB	0
	SO	9
	LOB	5

Inning Stats										
	R: 0 E: 0 K: 1 S: 5	H: 0 LOB: 0 BB: 0 P: 5	R: 0 E: 0 K: 2 S: 7	H: 0 LOB: 0 BB: 0 P: 7	R: 1 E: 0 K: 2 S: 10	H: 1 LOB: 0 BB: 0 P: 10	R: 2 E: 0 K: 2 S: 12	H: 3 LOB: 2 BB: 0 P: 13	R: 1 E: 0 K: 0 S: 5	H: 2 LOB: 1 BB: 0 P: 5
	R: 0 E: 0 K: 1 S: 5	H: 0 LOB: 0 BB: 0 P: 5	R: 0 E: 0 K: 1 S: 5	H: 0 LOB: 0 BB: 0 P: 5	R: 0 E: 0 K: 0 S: 4	H: 1 LOB: 1 BB: 0 P: 4	R: 0 E: 0 K: 0 S: 3	H: 1 LOB: 0 BB: 0 P: 3	1B: 5 2B: 0 3B: 0 HR: 3	SF: 0 SAC: 0 DP: 1 HBP: 0
	WP: 1 PB: 0 SB: 0 CS: 0	PA: 35								

PITCHER		IP	WLS	BF	H	R	ER	SO	BB	IBB	HBP	BLK	WP	HR	S	P	ERA	WHIP
58 Juan Gutierrez, R ERA: 9.0	(1, 1)	2.0		6	0	0	0	3	0	0	0	0	0	0	12	12	0.00	0.000
64 Max Scherzer, R ERA: 9.0	(3, 1)	2.0		11	4	3	3	4	0	0	0	0	1	2	22	23	13.50	2.000
63 Leo Rosales, R ERA: 12.0	(5, 1)	2.0		8	2	1	1	1	0	0	0	0	0	1	10	10	4.50	1.000
67 Brooks Brown, R ERA: 6.0	(7, 1)	2.0	W	7	1	0	0	1	0	0	0	0	0	0	9	9	0.00	0.500
Bill Murphy, L ERA: 2.08	(9, 1)	1.0	S	3	1	0	0	0	0	0	0	0	0	0	3	3	0.00	1.000

PITCHER		IP	WLS	BF	H	R	ER	SO	BB	IBB	HBP	BLK	WP	HR	S	P	ERA	WHIP

BOTTOM

Batter	1	2	3	4	5	6	7	8	9	AB	R	H	RBI	BB	SO	LOB
Chris Burke, R (1, 5) OBP: 0.353, SLG: 0.429	SSS 0-3 ① K		SSS 0-3 ③ K		x 0-0 ③ F8			x 0-0 ① FC1-6 71 1B; 72 1B; 1-2f 2-3		3	0	0	0	0	2	0
60 Wilkin Castillo, S (6, 5) OBP: 0.273, SLG: 0.200										1	1	0	0	0	0	2
11 Augie Ojeda, S (1, 6) OBP: 0.278, SLG: 0.235	x 0-0 ② G3			x 0-0 ① F7		x 0-0 ① G6-3		x 0-0 21 BB; 72 1B; 28 1B; 1-2 3-H 1B		3	0	0	0	0	0	0
71 Jesus Merchan, R (7, 4) OBP: 0.750, SLG: 1.125										1	1	1	1	0	0	0
1 Orlando Hudson, S (1, 4) OBP: 0.533, SLG: 0.600	x 0-0 ③ G6-3			BBB 4-0 12 BB; 24 BB; 10 FC3-6; BB		x 0-0 ② G6-3		x 0-0 21 BB; 28 1B; 1-2 2-H 1B		2	1	0	0	1	0	0
72 Chris Rahl, R (7, 9) OBP: 0.400, SLG: 0.250										1	1	1	1	0	0	0
24 Chris Young, R (1, 8) OBP: 0.400, SLG: 0.583		x 0-0 10 L8-4; 12 BB; 1B		BBB 4-0 10 FC3-6; 12 BB; 1-2 BB		x 0-0 ③ F7		BBB 4-0 28 1B; 1-2 2-3 BB		2	0	1	0	1	0	0
67 Brooks Brown, L (7, 1)										0	0	0	0	0	0	0
21 Trot Nixon, L (8, PH) OBP: 0.333, SLG: 0.357										0	0	0	0	1	0	0
Bill Murphy, L (9, 1)										0	0	0	0	0	0	0
12 Jeff Salazar, L (1, 7) OBP: 0.357, SLG: 0.273		BBB 4-0 1-2 BB		BBB 4-0 10 FC3-6; 1-2 2-3 BB			x 0-0 ① F8	x 0-0 30 G6-4-3; 1-2 2-H 3-H 1B		0	0	0	0	2	0	0
28 Alex Romero, L (7, 8) OBP: 0.471, SLG: 0.385										2	0	1	2	0	0	0
10 Justin Upton, R (1, 9) OBP: 0.412, SLG: 0.533	x 0-0 ① ② L8-4 2-2		x 0-0 ② FC3-6 1-2f 2-3 3-H				SSS 0-3 ② K	x 0-0 ② ③ G6-4-3 1-2f		2	0	0	1	0	0	4
30 Tim Raines, S (7, 7) OBP: 0.100, SLG: 0.100										2	0	0	0	0	1	2
7 Robby Hammock, R (1, 2) OBP: 0.091, SLG: 0.182	x 0-0 ③ F9		CCC 0-3 ③ K				SSS 0-3 ③ K			2	0	0	0	0	1	3
63 Leo Rosales, R (5, 1)										0	0	0	0	0	0	0
14 Don Kelly, L (7, 6) OBP: 0.563, SLG: 0.600										1	0	0	0	0	1	0
61 Javier Brito, R (1, 3) OBP: 0.417, SLG: 0.222			x 0-0 ① G4-3		x 0-0 ① G6-3			BBBB 4-0 60 FC1-6; 68 E; 71 1B; BB		2	1	0	0	1	0	0
58 Juan Gutierrez, R (1, 1)										0	0	0	0	0	0	0
64 Max Scherzer, R (3, 1)			SSS 0-3 ② K		x 0-0 ② F7			x 0-0 FC5 60 FC1-6; 1-2		1	0	0	0	0	1	0
68 Ed Easley, R (5, 2) OBP: 0.286, SLG: 0.167										2	0	0	0	0	0	1
Inning Stats	R: 0 E: 0 K: 1 S: 5 H: 0 LOB: 0 BB: 0 P: 5	R: 0 E: 0 K: 0 S: 3 H: 1 LOB: 1 BB: 1 P: 7	R: 0 E: 0 K: 2 S: 7 H: 0 LOB: 0 BB: 0 P: 7	R: 1 E: 0 K: 1 S: 5 H: 0 LOB: 2 BB: 3 P: 17	R: 0 E: 0 K: 0 S: 3 H: 0 LOB: 0 BB: 0 P: 3	R: 0 E: 0 K: 0 S: 3 H: 0 LOB: 0 BB: 0 P: 3	R: 0 E: 0 K: 2 S: 7 H: 0 LOB: 0 BB: 0 P: 7	R: 4 E: 1 K: 0 S: 6 H: 3 LOB: 1 BB: 2 P: 14		1B: 4 2B: 1 3B: 0 HR: 0 SF: 0 SAC: 0 DP: 2 HBP: 0						

PITCHER		IP	WLS	BF	H	R	ER	SO	BB	IBB	HBP	BLK	WP	HR	S	P	ERA	WHIP
38 Carlos Zambrano, R ERA:	(1, 1)	3.0		10	1	0	0	3	1	0	0	0	0	0	15	19	0.00	0.667
53 Rich Hill, L ERA: 3.6	(4, 1)	3.0	H	12	0	1	1	1	3	0	0	0	0	0	11	23	3.00	1.000
43 Michael Wuertz, R ERA:	(7, 1)	1.0	H	3	0	0	0	2	0	0	0	0	0	0	7	7	0.00	0.000
78 Edward Campusano, L ERA: 13.5	(8, 1)	0.1	H	4	1	3	2	0	1	0	0	0	0	0	3	7	54.00	6.000
Tim Lahey, R ERA: 3.38	(8, 1)	0.2	L	4	2	1	1	0	1	0	0	0	0	0	3	7	13.50	4.500

PITCHER	IP	WLS	BF	H	R	ER	SO	BB	IBB	HBP	BLK	WP	HR	S	P	ERA	WHIP

Chicago Cubs @ Arizona Diamondbacks

Tucson Electric Park, Tucson, AZ

Wed Mar 05 2008, 3:05 PM EST

Att. 7,568 - Sunny - 68 F

livebaseballscorecards.com

AB	27
R	5
H	4
RBI	5
BB	6
SO	6
LOB	12

1B: 4 2B: 1 3B: 0 HR: 0 SF: 0 SAC: 0 DP: 2 HBP: 0

WP: 0 PB: 0 SB: 0 CS: 0 PA: 33

Chicago Cubs @ Oakland Athletics

Phoenix Municipal Stadium, Phoenix, AZ

Thu Mar 06 2008, 3:05 PM EST

Att. 5,873 - Sunny - 64 F

livebaseballscorecards.com

Batter	1	2	3	4	5	6	7	8	9	AB	R	H	RBI	BB	SO	LOB
2 Ryan Theriot, R (1, 6) OBP: 0.368, SLG: 0.368	G3		2 SAFE G4-3 2-3		G6-3		K			4	0	0	0	0	1	6
57 Andrés Blanco, S (7, 6) OBP: 0.400, SLG: 0.375										0	0	0	0	0	0	0
1 Kosuke Fukudome, L (1, 9) OBP: 0.556, SLG: 0.583	K			33 2B BB		F8		B5-3		2	1	0	0	1	1	0
4 Eric Patterson, L (6, 9) OBP: 0.267, SLG: 0.286										1	0	0	0	0	0	0
25 Derrek Lee, R (1, 3) OBP: 0.375, SLG: 0.182	G4-3			K		K		K2-3		3	0	0	0	0	2	1
67 Micah Hoffpauir, L (6, 3) OBP: 0.375, SLG: 0.522										1	0	0	0	0	1	0
33 Daryle Ward, L (1, 10) OBP: 0.250, SLG: 0.500		F8		1-H 2B		G5-3		P6		4	0	1	1	0	0	0
19 Matt Murton, R (1, 7) OBP: 0.429, SLG: 0.421		G4-3		P5			6 1B 2B		F7	3	0	1	0	0	0	1
66 Tyler Colvin, L (7, PR) OBP: 0.083, SLG: 0.083 (7, 7)										1	0	0	0	0	0	0
17 Mike Fontenot, L (1, 4) OBP: 0.476, SLG: 0.706		G5-3		G3			F7		G5-3	3	0	0	0	0	0	2
73 Bobby Scales, S (7, 4)										1	0	0	0	0	0	0
18 Geovany Soto, R (1, 2) OBP: 0.600, SLG: 0.583			2 G4-3 6 BB 1B		6 SH1-3 1B		6 1B BB		G6-3	2	0	2	0	1	0	0
65 Luis Figueroa, S (7, PR) OBP: 0.417, SLG: 0.750 (7, 5)										0	0	0	0	0	0	0
9 Jake Fox, R (9, PH) OBP: 0.357, SLG: 0.769										1	0	0	0	0	0	0
6 Alex Cintron, S (1, 5) OBP: 0.348, SLG: 0.476				1-2 BB	SH1-3 1-2		1-2 2-3 1B			1	0	1	0	1	0	0
55 Koyie Hill, S (7, 2) OBP: 0.222, SLG: 0.250										0	0	0	0	0	0	0
Ronny Cedeno, R (1, 8) OBP: 0.250, SLG: 0.200			K		G1-3		F4			2	0	0	0	0	1	3
27 Sam Fuld, L (5, 8) OBP: 0.438, SLG: 0.182										1	0	0	0	0	0	3

	AB	30
	R	1
	H	5
	RBI	1
	BB	3
	SO	6
	LOB	16

Inning Stats	1	2	3	4	5	6	7	8	9
	R: 0 E: 0 K: 1 S: 5	H: 0 LOB: 0 BB: 0 P: 5	R: 0 E: 0 K: 0 S: 3	H: 0 LOB: 0 BB: 0 P: 3	R: 0 E: 0 K: 1 S: 5	H: 1 LOB: 1 BB: 1 P: 9	R: 1 E: 0 K: 1 S: 6	H: 1 LOB: 1 BB: 1 P: 10	R: 0 E: 0 K: 0 S: 4	H: 1 LOB: 1 BB: 0 P: 4
	R: 0 E: 0 K: 1 S: 5	H: 0 LOB: 0 BB: 0 P: 5	R: 0 E: 0 K: 1 S: 7	H: 2 LOB: 3 BB: 1 P: 11	R: 0 E: 0 K: 1 S: 5	H: 0 LOB: 0 BB: 0 P: 5	R: 0 E: 0 K: 0 S: 3	H: 0 LOB: 0 BB: 0 P: 3	1B: 3 2B: 2 3B: 0 HR: 0	SF: 0 SAC: 1 DP: 0 HBP: 0

WP: 0 PB: 0 SB: 0 CS: 0 PA: 34

PITCHER		IP	WLS	BF	H	R	ER	SO	BB	IBB	HBP	BLK	WP	HR	S	P	ERA	WHIP
76 Gio González, L ERA:	(1, 1)	3.0		10	1	0	0	2	1	0	0	0	0	0	13	17	0.00	0.667
74 Greg Smith, L ERA: 1.8	(4, 1)	3.0		12	2	1	1	2	1	0	0	0	0	0	15	19	3.00	1.000
63 Henry Alberto Rodriguez, R ERA:	(7, 1)	1.0		6	2	0	0	1	1	0	0	0	0	0	7	11	0.00	3.000
44 Santiago Casilla, R ERA:	(8, 1)	1.0	W	3	0	0	0	1	0	0	0	0	0	0	5	5	0.00	0.000
13 Jerry Blevins, L ERA:	(9, 1)	1.0	S	3	0	0	0	0	0	0	0	0	0	0	3	3	0.00	0.000

PITCHER	IP	WLS	BF	H	R	ER	SO	BB	IBB	HBP	BLK	WP	HR	S	P	ERA	WHIP

BOTTOM

Batter	1	2	3	4	5	6	7	8	9	AB	R	H	RBI	BB	SO	LOB
6 Travis Buck, L (1, 9) OBP: 0.421, SLG: 0.467 28 Carlos González, L (6, 9) OBP: 0.278, SLG: 0.412	G4-3		14 1B 1B		1B		L7			3 0 2 0 0 0 0 1 0 0 0 0 0 1						
14 Mark Ellis, R (1, 4) OBP: 0.353, SLG: 0.471 62 Brooks Conrad, S (6, 4) OBP: 0.529, SLG: 1.125	5 1B 1B		5 BB 1-3 1B		F9			23 BB 70 1B 1B		3 0 2 0 0 0 1 1 1 1 0 0 0 0						
5 Mike Sweeney, R (1, 10) OBP: 0.600, SLG: 0.688 23 Todd Linden, S (8, PH) OBP: 0.800, SLG: 1.125 (9, 10)	1-2 1B		BBBB 29 G3-6-3 1-2 BB			F8		BBBB 70 1B 70 E 1-2 BB		2 0 1 0 1 0 0 0 1 0 0 1 0 0						
29 Dan Johnson, L (1, 3) OBP: 0.200, SLG: 0.316 66 Casey Rogowski, L (7, 3) OBP: 0.250, SLG: 0.143	F4		G3-6-3 1-2f			F9		SSS K		3 0 0 0 0 0 5 1 0 0 0 0 1 2						
7 Bobby Crosby, R (1, 6) OBP: 0.400, SLG: 0.750 70 Jeff Baisley, R (7, 5) OBP: 0.667, SLG: 0.667	SSS K			15 G6-4-3 1B		BBBB BB		E3 75 F8 1-H 2-H 1B		2 0 1 0 1 1 2 1 0 1 1 0 0 0						
15 Ryan Sweeney, L (1, 7) OBP: 0.267, SLG: 0.214		G1-3		G6-4-3 1-2f		F7		BBBB 75 F8 BB		3 0 0 0 1 0 2						
19 Chris Denorfia, R (1, 8) OBP: 0.067, SLG: 0.200 75 Aaron Cunningham, R (8, 8) OBP: 0.444, SLG: 0.625		G4-3		G5-3			G6-3	F8 1-2 2-3		3 0 0 0 0 0 0 1 0 0 0 0 0 2						
8 Kurt Suzuki, R (1, 2) OBP: 0.500, SLG: 0.600 60 Justin Knoedler, R (8, 2)		G6-3			P4		F9	BBBB		3 0 0 0 0 0 0 0 0 0 0 1 0 0						
12 Donnie Murphy, R (1, 5) OBP: 0.368, SLG: 0.500 (7, 6)			G6-3		SSS K		BBBB		F8	3 0 0 0 1 1 3						
Inning Stats	R: 0 H: 2 E: 0 LOB: 2 K: 1 BB: 0 S: 7 P: 7	R: 0 H: 0 E: 0 LOB: 0 K: 0 BB: 0 S: 3 P: 3	R: 0 H: 2 E: 0 LOB: 2 K: 0 BB: 1 S: 4 P: 8	R: 0 H: 1 E: 0 LOB: 0 K: 0 BB: 0 S: 3 P: 3	R: 0 H: 1 E: 0 LOB: 1 K: 1 BB: 0 S: 6 P: 6	R: 0 H: 0 E: 0 LOB: 1 K: 0 BB: 1 S: 3 P: 7	R: 0 H: 0 E: 0 LOB: 1 K: 0 BB: 1 S: 3 P: 7	R: 2 H: 2 E: 1 LOB: 3 K: 1 BB: 3 S: 7 P: 19		1B: 8 SF: 0 2B: 0 SAC: 0 3B: 0 DP: 2 HR: 0 HBP: 0						

PITCHER		IP	WLS	BF	H	R	ER	SO	BB	IBB	HBP	BLK	WP	HR	S	P	ERA	WHIP
Jason Marquis, R ERA: 3.6	(1, 1)	3.0		13	4	0	0	1	1	0	0	0	0	0	14	18	0.00	1.667
Bob Howry, R ERA: 12.0	(4, 1)	1.0	H	3	1	0	0	0	0	0	0	0	0	0	3	3	0.00	1.000
34 Kerry Wood, R ERA: 9.0	(5, 1)	1.0	H	4	1	0	0	1	0	0	0	0	0	0	6	6	0.00	1.000
54 Shingo Takatsu, R ERA: 9.0	(6, 1)	1.0	H	4	0	0	0	0	1	0	0	0	0	0	3	7	0.00	1.000
51 Juan Mateo, R ERA:	(7, 1)	1.0	H	4	0	0	0	0	1	0	0	0	0	0	3	7	0.00	1.000

PITCHER		IP	WLS	BF	H	R	ER	SO	BB	IBB	HBP	BLK	WP	HR	S	P	ERA	WHIP
76 Jose Ceda, R ERA: 18.0	(8, 1)	0.1	L	5	2	2	2	1	2	0	0	0	0	0	5	13	54.00	12.000
58 Jose Ascanio, R ERA: 9.0	(8, 1)	0.2		3	0	0	0	0	1	0	0	0	0	0	2	6	0.00	1.500

Chicago Cubs @ Oakland Athletics

Phoenix Municipal Stadium, Phoenix, AZ

Thu Mar 06 2008, 3:05 PM EST

Att. 5,873 - Sunny - 64 F

livebaseballscorecards.com

AB	30
R	2
H	8
RBI	1
BB	6
SO	3
LOB	18

WP: 0 PA: 36
PB: 0
SB: 0
CS: 0

Batter	1	2	3	4	5	6	7	8	9	AB	R	H	RBI	BB	SO	LOB
51 Ichiro Suzuki, L (1, 8) 41 R.A. Dickey, R (5, 1) 9 Jeff Clement, L (8, PH) OBP: 0.429, SLG: 0.455 (8, 2)	B B B B 4-0 7 HR BB		X 0-0 ② P2		X 0-0 ③ P6			H 1-0 7 G3 HBP		2 0 0	1 0 0	0 0 0	0 0 0	1 0 0	0 0 0	2 0 0
7 Yuniesky Betancourt, R (1, 6) OBP: 0.400, SLG: 0.667 Miguel Cairo, R (8, 6) OBP: 0.368, SLG: 0.421	B B B C X 3-1 1-H HR		S S S 0-3 ③ K			X 0-0 ① P3		X 0-0 ① G3 1-2 2-3 3-H		4 0	1 0	1 0	3 0	0 0	1 0	2 0
Raul Ibanez, L (1, 7) OBP: 0.313, SLG: 0.500 Sean Green, R (8, 1)	X 0-0 ① P5			X 0-0 ① F7		X 0-0 ② F8		X 0-0 ② SF8 3-H		3 0	0 0	0 0	1 0	0 0	0 0	0 0
Richie Sexson, R (1, 3) OBP: 0.313, SLG: 0.333 39 Bryan LaHair, L (6, 3) OBP: 0.467, SLG: 0.571	S S S 0-3 ② K			X 0-0 ② G6-3		S S S 0-3 ③ K		X 0-0 ③ G4-3		3 1	0 0	0 0	0 0	0 0	2 0	0 1
Brad Wilkerson, L (1, 9) OBP: 0.545, SLG: 0.500 50 Wladimir Balentien, R (7, 9) OBP: 0.294, SLG: 0.750	S S S 0-3 ③ K			C C C 0-3 ③ K			X 0-0 ① 2B		X 0-0 ① F9	3 1	0 0	1 0	0 0	0 0	2 0	0 0
2 Kenji Johjima, R (1, 2) OBP: 0.385, SLG: 0.417 8 Jeremy Reed, L (8, 7) OBP: 0.667, SLG: 0.571		X 0-0 ① G6-3			X 0-0 ① G4-3		X 0-0 ② G1		X 0-0 ② 12 BB 1B	3 1	0 0	0 1	0 0	0 0	0 0	0 0
4 Jose Lopez, R (1, 4) OBP: 0.200, SLG: 0.200 17 Yung-Chi Chen, R (7, 4) OBP: 0.333, SLG: 0.625		X 0-0 ② G6-3			X 0-0 ② P4		X 0-0 ③ G1-3		X 0-0 ② L6	3 1	0 0	0 0	0 0	0 0	0 0	0 1
12 Michael Morse, R (1, 5) OBP: 0.579, SLG: 0.824		C C C 0-3 ③ K			B B B B 4-0 72 BB BB			X 0-0 61 E 61 1B 7 G3 1B	B B B B 4-0 1-2 BB	2	1	1	0	2	1	0
52 Carlos Silva, R (1, 1) 18 Ryan Rowland-Smith, L (4, 1) 72 Adam Moore, R (5, PH) OBP: 1.000, SLG: 2.000 61 Bronson Sardinha, L (5, 8) OBP: 0.294, SLG: 0.250			X 0-0 ① F9		B B B B 4-0 1-2 BB			X 0-0 E1 7 G3 1-3 SF8 1B	C C C 0-3 ③ K	1 0 0 2	0 0 0 1	0 0 0 1	0 0 1 0	0 0 0 0	0 0 0 1	0 0 0 2

TOP

Seattle Mariners @ Chicago Cubs
Hohokam Park, Mesa, AZ
Fri Mar 07 2008, 3:05 PM EST
Att. 12,842 - Sunny - 67 F

livebaseballscorecards.com

AB	30
R	4
H	5
RBI	4
BB	4
SO	7
LOB	8

Inning Stats	1	2	3	4	5	6	7	8	9
	R: 2 E: 0 K: 2 S: 9	R: 0 E: 0 K: 1 S: 5	R: 0 E: 0 K: 1 S: 5	R: 0 E: 0 K: 1 S: 5	R: 0 E: 0 K: 0 S: 3	R: 0 E: 0 K: 1 S: 5	R: 0 E: 0 K: 0 S: 3	R: 2 E: 1 K: 0 S: 5	R: 0 E: 0 K: 1 S: 6
	H: 1 LOB: 0 BB: 1 P: 16	H: 0 LOB: 0 BB: 0 P: 5	H: 0 LOB: 0 BB: 0 P: 5	H: 0 LOB: 0 BB: 0 P: 5	H: 0 LOB: 2 BB: 2 P: 11	H: 0 LOB: 0 BB: 0 P: 5	H: 1 LOB: 0 BB: 0 P: 3	H: 2 LOB: 1 BB: 0 P: 6	H: 1 LOB: 2 BB: 1 P: 10

1B: 3	SF: 1	WP: 0	PA: 36
2B: 1	SAC: 0	PB: 0	
3B: 0	DP: 0	SB: 0	
HR: 1	HBP: 1	CS: 0	

PITCHER		IP	WLS	BF	H	R	ER	SO	BB	IBB	HBP	BLK	WP	HR	S	P	ERA	WHIP
30 Ted Lilly, L ERA: 5.4	(1, 1)	3.0		11	1	2	2	4	1	0	0	0	0	1	19	26	6.00	0.667
60 Les Walrond, L ERA: 21.6	(4, 1)	1.0	W	3	0	0	0	1	0	0	0	0	0	0	5	5	0.00	0.000
Tim Lahey, R ERA: 2.45	(5, 1)	1.0		5	0	0	0	0	2	0	0	0	0	0	3	11	0.00	2.000
48 Neal Cotts, L ERA: 16.88	(6, 1)	1.0		3	0	0	0	1	0	0	0	0	0	0	5	5	0.00	0.000
63 Carmen Pignatiello, L ERA:	(7, 1)	1.0		3	1	0	0	0	0	0	0	0	0	0	3	3	0.00	1.000

PITCHER		IP	WLS	BF	H	R	ER	SO	BB	IBB	HBP	BLK	WP	HR	S	P	ERA	WHIP
22 Kevin Hart, R ERA: 4.91	(8, 1)	0.1		4	2	2	2	0	0	0	1	0	0	0	3	4	54.00	6.000
78 Edward Campusano, L ERA: 9.0	(8, 1)	0.2	H	2	0	0	0	0	0	0	0	0	0	0	2	2	0.00	0.000
49 Carlos Marmol, R ERA:	(9, 1)	1.0	S	5	1	0	0	1	1	0	0	0	0	0	6	10	0.00	2.000

Seattle Mariners @ Chicago Cubs

Hohokam Park, Mesa, AZ

Fri Mar 07 2008, 3:05 PM EST

Att. 12,842 - Sunny - 67 F

BOTTOM

Batter	1	2	3	4	5	6	7	8	9	AB	R	H	RBI	BB	SO	LOB
2 Ryan Theriot, R (1, 6) OBP: 0.348, SLG: 0.348	0-0 1 S 25 2B 1B		0-0 ① G5-3	0-0 ② G3			0-0 ① G6-3			4	1	1	0	0	0	0
57 Andrés Blanco, S (8, 6) OBP: 0.400, SLG: 0.375										0	0	0	0	0	0	0
1 Kosuke Fukudome, L (1, 9) OBP: 0.545, SLG: 0.600	B B B B 4-0 25 2B 19 G4-6-3 1-2 BB		0-0 25 F9 2B	0-0 ③ F8			0-0 ② F7			3	1	1	0	1	0	0
27 Sam Fuld, L (8, 9) OBP: 0.438, SLG: 0.182										0	0	0	0	0	0	0
25 Derrek Lee, R (1, 3) OBP: 0.350, SLG: 0.267	0-0 19 G4-6-3 1-3 2-H 2B		0-0 ② F9 2-3		S S S 0-3 ① K		0-0 ③ F8			4	0	1	1	0	1	1
22 Kevin Hart, R (8, 1)										0	0	0	0	0	0	0
78 Edward Campusano, L (8, 1)										0	0	0	0	0	0	0
49 Carlos Marmol, R (9, 1)										0	0	0	0	0	0	0
16 Aramis Ramirez, R (1, 5)	B B B B 4-0 19 G4-6-3 BB		0-0 ③ G6-3		C C C 0-3 ② K			0-0 ① G4-3		2	0	0	0	1	1	1
48 Neal Cotts, L (6, 1)										0	0	0	0	0	0	0
29 JD Closser, S (7, 2) OBP: 0.429, SLG: 0.571										1	0	0	0	0	0	0
19 Matt Murton, R (1, 7) OBP: 0.440, SLG: 0.435	0-0 ① ② G4-6-3 1-2f 2-3 3-H			0-0 17 1B 1B 1B	0-0 ③ G4-3			0-0 67 CS 1B		4	1	2	0	0	0	2
68 Josh Kroeger, L (8, PR) OBP: 0.143, SLG: 0.143										0	0	0	0	0	0	0
(9, 7)																
17 Mike Fontenot, L (1, 4) OBP: 0.440, SLG: 0.619	0-0 ③ F9			0-0 1B 20 FC4-6 1-3 1B		0-0 ① G3		S S S 0-3 ② K		4	1	1	0	0	1	2
Henry Blanco, R (1, 2) OBP: 0.143, SLG: 0.143		0-0 ① G6-3		0-0 20 FC4-6 1-3 3-H 1B		0-0 ② G4-3		S 0-1 ③ CS 1-2		3	0	1	1	0	0	0
63 Carmen Pignatiello, R (7, 1)										0	0	0	0	0	0	0
67 Micah Hoffpauir, L (8, 3) OBP: 0.375, SLG: 0.522										0	0	0	0	0	0	0
20 Felix Pie, L (1, 8) OBP: 0.304, SLG: 0.571		0-0 ② G3		0-0 ① FC4-6 33 HR 1-2f 3-H		0-0 1B				3	1	1	1	0	0	1
30 Ted Lilly, L (1, 1)		0-0 ③ G1-3		B S B S B X 3-2 1-H HR		0-0 ③ G3-1				1	0	0	0	0	0	0
60 Les Walrond, L (4, 1)										0	0	0	0	0	0	0
33 Daryle Ward, L (4, PH) OBP: 0.400, SLG: 1.200										1	1	1	2	0	0	0
Tim Lahey, R (5, 1)										0	0	0	0	0	0	0
6 Alex Cintron, S (6, 5) OBP: 0.333, SLG: 0.455										1	0	0	0	0	0	1
Inning Stats	R: 2 E: 0 K: 0 S: 4 H: 2 LOB: 1 BB: 2 P: 12	R: 0 E: 0 K: 0 S: 3 H: 0 LOB: 0 BB: 0 P: 3	R: 0 E: 0 K: 0 S: 4 H: 1 LOB: 1 BB: 0 P: 4	R: 4 E: 0 K: 0 S: 9 H: 4 LOB: 0 BB: 0 P: 12	R: 0 E: 0 K: 2 S: 7 H: 0 LOB: 0 BB: 0 P: 7	R: 0 E: 0 K: 0 S: 4 H: 1 LOB: 1 BB: 0 P: 4	R: 0 E: 0 K: 0 S: 3 H: 0 LOB: 0 BB: 0 P: 3	R: 0 E: 0 K: 1 S: 6 H: 1 LOB: 1 BB: 0 P: 6		1B: 6 2B: 2 3B: 0 HR: 1	SF: 0 SAC: 0 DP: 1 HBP: 0			WP: 0 PB: 0 SB: 1 CS: 1	PA: 34		

livebaseballscorecards.com

AB	31
R	6
H	9
RBI	5
BB	2
SO	3
LOB	8

PITCHER		IP	WLS	BF	H	R	ER	SO	BB	IBB	HBP	BLK	WP	HR	S	P	ERA	WHIP
52 Carlos Silva, R ERA: 10.13	(1, 1)	3.1	L	18	7	6	6	0	2	0	0	0	0	1	18	29	16.20	2.700
18 Ryan Rowland-Smith, L ERA:	(4, 1)	0.2		2	0	0	0	0	0	0	0	0	0	0	2	2	0.00	0.000
41 R.A. Dickey, R ERA: 1.8	(5, 1)	3.0		10	1	0	0	2	0	0	0	0	0	0	14	14	0.00	0.333
Sean Green, R ERA:	(8, 1)	1.0		3	1	0	0	1	0	0	0	0	0	0	6	6	0.00	1.000

PITCHER	IP	WLS	BF	H	R	ER	SO	BB	IBB	HBP	BLK	WP	HR	S	P	ERA	WHIP

Batter	1	2	3	4	5	6	7	8	9	AB	R	H	RBI	BB	SO	LOB
4 Emilio Bonifácio, S (1, 7) (7, 4) OBP: 0.346, SLG: 0.478	SSS 0-3 ① K			x 0-0 ① P6		x 0-0 ② G6-3		SSS 0-3 ② K		4	0	0	0	0	2	1
11 Augie Ojeda, S (1, 4) 48 Yusmeiro Petit, R (6, 1) 68 Ed Easley, R (8, PH) OBP: 0.333, SLG: 0.250 33 Billy Buckner, R (8, 1)	x 0-0 10 P4-2 3B			x 0-0 10 FC6-4 1B		x 0-0 ③ F9		x 0-0 2-3 1B		3 0 1 0	0 0 0 0	2 0 1 0	0 0 0 0	0 0 0 0	0 0 0 0	0 0 0 0
10 Justin Upton, R (1, 9) OBP: 0.391, SLG: 0.450 30 Tim Raines, S (7, 7) OBP: 0.200, SLG: 0.143	x 0-0 ②③ P4-2 3-Hf			x 0-0 ② FC6-4 27 S 1-2f			x 0-0 71 G5-4-3 27 BB 1B	SSC 0-3 ③ K		3 1	0 0	1 0	0 0	0 0	0 1	2 2
27 Mark Reynolds, R (1, 5) OBP: 0.333, SLG: 0.368 28 Alex Romero, L (7, 8) OBP: 0.458, SLG: 0.400		x 0-0 ① F7		SSS 0-3 ③ K 1-2			BBBB 4-0 71 G5-4-3 1-2 BB		x 0-0 71 L4-3 1B	2 1	0 0	0 1	0 0	1 0	1 0	1 0
6 Stephen Drew, L (1, 6) OBP: 0.214, SLG: 0.417 50 Chad Qualls, R (5, 1) 71 Jesus Merchan, R (6, 4) OBP: 0.588, SLG: 0.813 (7, 6)		x 0-0 ② P6			SSC 0-3 ① K		x 0-0 ①② G5-4-3 1-2f 2-3		x 0-0 ①② L4-3 1-1	2 0 2	0 0 0	0 0 0	0 0 0	0 0 0	1 0 3	0 0 0
7 Robby Hammock, R (1, 2) OBP: 0.235, SLG: 0.267 60 Wilkin Castillo, S (6, 2) OBP: 0.267, SLG: 0.286		SSS 0-3 ③ K			SSC 0-3 ② K		x 0-0 ③ G4-3		x 0-0 ③ G4-3	2 2	0 0	0 0	0 0	0 0	2 0	0 1
44 Micah Owings, R (1, 1) OBP: 0.167, SLG: 0.167 Reid Mahon, R (2, 1) 21 Trot Nixon, L (3, PH) OBP: 0.292, SLG: 0.316 36 Jailen Peguero, R (3, 1) Brandon Lyon, R (4, 1) 14 Don Kelly, L (5, PH) OBP: 0.579, SLG: 0.583 (5, 6) (7, 5)		x 0-0 ① F7			BBB 4-0 61 WP BB			x 0-0 61 2B 1B		0 0 1 0 0 1	0 0 0 0 0 1	0 0 0 0 0 1	0 0 0 0 0 1	0 0 0 0 0 0	0 0 0 0 0 0	0 0 0 0 0 0
61 Javier Brito, R (1, 3) OBP: 0.353, SLG: 0.286		x 0-0 ② G6-3			B x 1-0 ③ F9 1-2			x 0-0 68 1B 1-H 2B		3	0	1	1	0	0	1
12 Jeff Salazar, L (1, 8) OBP: 0.333, SLG: 0.211 (7, 9) 72 Chris Rahl, R (8, PH) OBP: 0.375, SLG: 0.167 (8, 9)		SSC 0-3 ③ K				x 0-0 ① G3-1		x 0-0 ① F9		2 1	0 0	0 0	0 0	0 0	1 0	0 1
Inning Stats	R: 0 E: 0 K: 1 S: 5 H: 1 LOB: 0 BB: 0 P: 5	R: 0 E: 0 K: 1 S: 5 H: 0 LOB: 0 BB: 0 P: 5	R: 0 E: 0 K: 1 S: 5 H: 0 LOB: 0 BB: 0 P: 5	R: 0 E: 0 K: 1 S: 6 H: 1 LOB: 1 BB: 0 P: 6	R: 0 E: 0 K: 2 S: 7 H: 0 LOB: 1 BB: 1 P: 12	R: 0 E: 0 K: 0 S: 3 H: 0 LOB: 0 BB: 0 P: 3	R: 0 E: 0 K: 0 S: 3 H: 1 LOB: 1 BB: 1 P: 7	R: 1 E: 0 K: 2 S: 10 H: 3 LOB: 2 BB: 0 P: 10	R: 0 E: 0 K: 0 S: 3 H: 1 LOB: 0 BB: 0 P: 3	1B: 5 2B: 3 3B: 1 HR: 0	SF: 0 SAC: 0 DP: 3 HBP: 0						

PITCHER		IP	WLS	BF	H	R	ER	SO	BB	IBB	HBP	BLK	WP	HR	S	P	ERA	WHIP
32 Jon Lieber, R ERA: 3.0	(1, 1)	4.0	W	13	2	0	0	4	0	0	0	0	0	0	21	21	0.00	0.500
36 Sean Gallagher, R ERA: 6.0	(5, 1)	2.0		7	0	0	0	2	1	0	0	0	1	0	10	15	0.00	0.500
Bob Howry, R ERA: 9.0	(7, 1)	1.0		4	1	0	0	0	1	0	0	0	0	0	3	7	0.00	2.000
47 Scott Eyre, L ERA: 6.0	(8, 1)	1.0		6	3	1	1	2	0	0	0	0	0	0	10	10	9.00	3.000
58 Jose Ascanio, R ERA: 7.2	(9, 1)	1.0	S	3	1	0	0	0	0	0	0	0	0	0	3	3	0.00	1.000

PITCHER	IP	WLS	BF	H	R	ER	SO	BB	IBB	HBP	BLK	WP	HR	S	P	ERA	WHIP

TOP

Arizona Diamondbacks @ Chicago Cubs

Hohokam Park, Mesa, AZ

Sat Mar 08 2008, 3:05 PM EST

Att. 12,782 - Sunny - 65 F

livebaseballscorecards.com

AB	31
R	1
H	7
RBI	1
BB	2
SO	8
LOB	12

WP: 1	PA: 33		
PB: 0			
SB: 1			
CS: 0			

BOTTOM

Arizona Diamondbacks @ Chicago Cubs

Hohokam Park, Mesa, AZ

Sat Mar 08 2008, 3:05 PM EST
Att. 12,782 - Sunny - 65 F

livebaseballscorecards.com

Batter	1	2	3	4	5	6	7	8	9	AB	R	H	RBI	BB	SO	LOB
12 Alfonso Soriano, R (1, 7) OBP: 0.429, SLG: 0.333	F7	1 BB 16 1B 3-H 1B		1 FC1-6 1B		K 2-3				4	1	2	1	0	1	1
Bob Howry, L (7, 1)										0	0	0	0	0	0	0
64 Casey McGehee, R (8, 2) OBP: 0.556, SLG: 0.889										0	0	0	0	0	0	0
1 Kosuke Fukudome, L (1, 9) OBP: 0.538, SLG: 0.556	G1-3	16 1B 1-2 BB		FC1-6 1-2f			25 CS 1B			3	0	1	0	1	0	1
95 Ty Wright, R (8, 9)										0	0	0	0	0	0	0
25 Derrek Lee, R (1, 3) OBP: 0.333, SLG: 0.222	16 BB BB	K		F9			K 1-2			3	0	0	0	1	2	4
67 Micah Hoffpauir, L (8, 3) OBP: 0.375, SLG: 0.522										0	0	0	0	0	0	0
16 Aramis Ramirez, R (1, 5) OBP: 0.500, SLG: 0.250	1-2 BB	1-3 2-H 1B			K		1B			2	0	1	1	1	1	0
90 Josh Lansford, R (6, 5) OBP: 1.000, SLG: 1.000										1	0	1	0	0	0	0
18 Geovany Soto, R (1, 2) OBP: 0.474, SLG: 0.438	P2	K			K		K			4	0	0	0	0	3	5
47 Scott Eyre, L (8, 1)										0	0	0	0	0	0	0
58 Jose Ascanio, R (9, 1)										0	0	0	0	0	0	0
17 Mike Fontenot, L (1, 4) OBP: 0.414, SLG: 0.560		2B 20 1B 1B	K		G3-1			F8		4	1	1	0	0	1	0
Ronny Cedeno, R (1, 6) OBP: 0.250, SLG: 0.263		20 1B 1-3 2B	K			F9		K		4	1	1	0	0	2	0
20 Felix Pie, L (1, 8) OBP: 0.333, SLG: 0.542		32 SH5-4 32 PB 12 1B 2-H 3-H 1B	L8			12 WP 4 G4-3 BB		G4-3		3	1	1	2	1	0	0
32 Jon Lieber, L (1, 1)		SH5-4 1-3		F7		G4-3 1-2				0	0	0	0	0	0	0
Marwin Gonzalez, S (4, PH)										1	0	0	0	0	0	0
36 Sean Gallagher, R (5, 1)										0	0	0	0	0	0	0
4 Eric Patterson, L (6, PH) OBP: 0.250, SLG: 0.267 (7, 7)										1	0	0	0	0	0	1
Inning Stats	R: 0 E: 0 K: 0 S: 3 H: 0 LOB: 2 BB: 2 P: 11	R: 4 E: 0 K: 2 S: 12 H: 5 LOB: 2 BB: 1 P: 17	R: 0 E: 0 K: 2 S: 7 H: 0 LOB: 0 BB: 0 P: 7	R: 0 E: 0 K: 0 S: 4 H: 1 LOB: 1 BB: 0 P: 4	R: 0 E: 0 K: 2 S: 7 H: 0 LOB: 0 BB: 0 P: 7	R: 0 E: 0 K: 1 S: 5 H: 0 LOB: 1 BB: 1 P: 10	R: 0 E: 0 K: 2 S: 8 H: 2 LOB: 1 BB: 0 P: 14	R: 0 E: 0 K: 1 S: 5 H: 0 LOB: 0 BB: 0 P: 5		1B: 7 2B: 2 3B: 0 HR: 0	SF: 0 SAC: 1 DP: 1 HBP: 0			WP: 1 PB: 1 SB: 0 CS: 1	PA: 35		

	AB	30
	R	4
	H	8
	RBI	4
	BB	4
	SO	10
	LOB	12

PITCHER		IP	WLS	BF	H	R	ER	SO	BB	IBB	HBP	BLK	WP	HR	S	P	ERA	WHIP
44 Micah Owings, R ERA: 14.73	(1, 1)	1.2	L	13	5	4	4	1	3	0	0	0	0	0	12	25	21.60	4.800
Reid Mahon, R ERA:	(2, 1)	0.1		1	0	0	0	1	0	0	0	0	0	0	3	3	0.00	0.000
36 Jailen Peguero, R ERA: 7.36	(3, 1)	1.0		3	0	0	0	2	0	0	0	0	0	0	7	7	0.00	0.000
Brandon Lyon, R ERA: 6.0	(4, 1)	1.0		4	1	0	0	0	0	0	0	0	0	0	4	4	0.00	1.000
50 Chad Qualls, R ERA:	(5, 1)	1.0		3	0	0	0	2	0	0	0	0	0	0	7	7	0.00	0.000

PITCHER		IP	WLS	BF	H	R	ER	SO	BB	IBB	HBP	BLK	WP	HR	S	P	ERA	WHIP
48 Yusmeiro Petit, R ERA: 1.8	(6, 1)	2.0		8	2	0	0	3	1	0	0	0	1	0	13	24	0.00	1.500
33 Billy Buckner, R ERA: 7.2	(8, 1)	1.0		3	0	0	0	1	0	0	0	0	0	0	5	5	0.00	0.000

Chicago Cubs @ Oakland Athletics

Phoenix Municipal Stadium, Phoenix, AZ

Sat Mar 08 2008, 3:05 PM EST

Att. 7,036 - Sunny - 71 F

TOP

livebaseballscorecards.com

Batter	1	2	3	4	5	6	7	8	9	AB	R	H	RBI	BB	SO	LOB
2 Ryan Theriot, R (1, 6) OBP: 0.346, SLG: 0.346 Darwin Barney, R (7, 6)	0-0 19 CS 1B	0-0 SH1-3 1-2 2-3		0-0 F8		0-0 G6-3		0-0 P4		3 0 1 0 0 0 0 1 0 0 0 0 0 0						
65 Luis Figueroa, S (1, 4) OBP: 0.412, SLG: 0.647	0-0 F9	0-0 G3		0-0 19 FC5-4 1B			0-0 19 S 19 2B 1B		0-0 F8	5 1 2 0 0 0 3						
19 Matt Murton, R (1, 9) OBP: 0.448, SLG: 0.462 James Adduci, L (7, 9)	S B B B B 4-1 33 2B 9 2B 1-2 BB	S S S 0-3 K		0-0 FC5-4 1-2f			B X 1-0 68 2B 1-H 2B		S S S 0-3 K	3 2 1 1 1 1 3 1 0 0 0 0 1 0						
33 Daryle Ward, L (1, 10) OBP: 0.556, SLG: 1.444 Jonathan Wyatt, L (9, PH) OBP: 1.000, SLG: 1.000 (9, 10)	0-0 9 2B 1-3 2B		S X 0-1 HR		0-0 6 1B 1B		0-0 F7		0-0 9 BB 1B	4 2 3 1 0 0 1 1 0 1 0 0 0 0						
9 Jake Fox, R (1, 3) OBP: 0.368, SLG: 0.706	0-0 68 2B 2-H 3-H 2B		0-0 G5-3		C C C 0-3 K		0-0 P4		B B B B 4-0 1-2 BB	4 1 1 2 1 1 2						
68 Josh Kroeger, L (1, 8) OBP: 0.333, SLG: 0.583	0-0 2-H 2B		0-0 2B		C C C 0-3 K		0-0 2-H 2B		0-0 G4-3	5 0 3 2 0 1 3						
6 Alex Cintron, S (1, 5) OBP: 0.321, SLG: 0.423 71 Kyle Reynolds, L (7, 5)	S S S 0-3 K	0-0 F8		0-0 1-2 1B		0-0 F9				4 0 1 0 0 1 3 0 0 0 0 0 0 0						
27 Sam Fuld, L (1, 7) OBP: 0.400, SLG: 0.143		B B B B 4-0 2 SH1-3 1B BB	0-0 P5			0-0 P6		0-0 F7		3 0 0 0 1 0 1						
Henry Blanco, R (1, 2) OBP: 0.200, SLG: 0.200 55 Koyie Hill, S (6, 2) OBP: 0.200, SLG: 0.222		0-0 2 SH1-3 1-2 1B		0-0 G6-3		S S S 0-3 K		0-0 F7		3 0 1 0 0 1 0 1 0 0 0 0 0 0						
Inning Stats	R: 3 E: 0 K: 1 S: 9 H: 4 LOB: 1 BB: 1 P: 13	R: 0 E: 0 K: 1 S: 6 H: 1 LOB: 2 BB: 1 P: 10	R: 1 E: 0 K: 0 S: 6 H: 2 LOB: 1 BB: 0 P: 6	R: 0 E: 0 K: 0 S: 4 H: 1 LOB: 1 BB: 0 P: 4	R: 0 E: 0 K: 2 S: 8 H: 2 LOB: 1 BB: 0 P: 8	R: 0 E: 0 K: 1 S: 5 H: 0 LOB: 0 BB: 0 P: 5	R: 2 E: 0 K: 0 S: 6 H: 3 LOB: 1 BB: 0 P: 7	R: 0 E: 0 K: 0 S: 3 H: 0 LOB: 0 BB: 0 P: 3	R: 0 E: 0 K: 1 S: 6 H: 1 LOB: 2 BB: 1 P: 10	1B: 7 2B: 6 3B: 0 HR: 1 SF: 0 SAC: 1 DP: 0 HBP: 0						

	AB	38
	R	6
	H	14
	RBI	6
	BB	3
	SO	6
	LOB	16

WP: 0 PB: 0 SB: 1 CS: 1 PA: 42

PITCHER		IP	WLS	BF	H	R	ER	SO	BB	IBB	HBP	BLK	WP	HR	S	P	ERA	WHIP
40 Rich Harden, R ERA: 9.0	(1, 1)	3.0		17	7	4	4	2	2	0	0	0	0	1	21	29	12.00	3.000
21 Kirk Saarloos, R ERA: 4.5	(4, 1)	2.0		8	3	0	0	2	0	0	0	0	0	0	12	12	0.00	1.500
Huston Street, R ERA: 2.25	(6, 1)	1.0		3	0	0	0	1	0	0	0	0	0	0	5	5	0.00	0.000
33 Joey Devine, R ERA: 18.0	(7, 1)	1.0		6	3	2	2	0	0	0	0	0	0	0	6	7	18.00	3.000
49 Troy Cate, L ERA:	(8, 1)	2.0	W	8	1	0	0	1	1	0	0	0	0	0	9	13	0.00	1.000

PITCHER	IP	WLS	BF	H	R	ER	SO	BB	IBB	HBP	BLK	WP	HR	S	P	ERA	WHIP

BOTTOM

Batter	1	2	3	4	5	6	7	8	9	AB	R	H	RBI	BB	SO	LOB
6 Travis Buck, L (1, 9) OBP: 0.435, SLG: 0.500 67 Jeff Fiorentino, L (7, 8) OBP: 0.500, SLG: 0.375	B1-3		2B		F8	1-2 2-3 BB		F9		3 1	0 0	1 0	0 0	1 0	0 0	1 1
14 Mark Ellis, R (1, 4) OBP: 0.333, SLG: 0.429 8 Kevin Melillo, L (7, 4)	L5		G4-3		70 1B	F8		G4-3		4 1	0 0	1 0	0 0	0 0	0 0	4 1
32 Jack Cust, L (1, 10) OBP: 0.619, SLG: 1.000 70 Jeff Baisley, R (4, PR) OBP: 0.667, SLG: 0.667 (5, 10) Nick Blasi, R (9, PR)	K			7 1B 29 WP HBP	1-3 2-H 1B		F9	8 HBP SH5-4 23 1B 1B		1 3 0	0 1 1	0 2 0	0 1 0	0 0 0	1 0 0	0 0 0
7 Bobby Crosby, R (1, 6) OBP: 0.474, SLG: 0.813 Cliff Pennington, S (7, PR) (8, 6)	1B			29 WP 29 G4-3 1-2 1B	K		29 WP 2B		SH5-4 1-2	4 0	1 0	3 0	0 0	0 0	1 0	2 0
29 Dan Johnson, L (1, 3) OBP: 0.179, SLG: 0.370	F9			G4-3 1-H 2-H	F7		P4 2-3		F9	5	0	0	1	0	0	6
15 Ryan Sweeney, L (1, 8) OBP: 0.333, SLG: 0.222 (7, 9)	F8			8 G5-4-3 1B		6 BB 23 BB BB	F7		8 HBP 23 1B BB	3	1	1	0	2	0	3
8 Kurt Suzuki, R (1, 2) OBP: 0.429, SLG: 0.474	G1-3			G5-4-3 1-2f		F9		P4	23 1B 1-2 2-3 HBP	4	0	0	0	0	0	3
23 Todd Linden, S (1, 7) OBP: 0.765, SLG: 0.923			K		22 2B 1B	6 BB 1-2 BB		22 WP 22 1B BB	1-2 2-H 3-H 1B	3	2	2	2	2	1	0
22 Jack Hannahan, L (1, 5) OBP: 0.462, SLG: 0.565 Eddie Cornejo, L (8, PR) (9, 5)			F8		70 1B 1-H 2B	K		1-H 1B		4 0	1 0	2 0	2 0	0 0	1 0	2 0

Inning Stats										
	R: 0 E: 0 K: 1 S: 5	H: 0 LOB: 0 BB: 0 P: 5	R: 0 E: 0 K: 0 S: 4	H: 1 LOB: 1 BB: 0 P: 4	R: 0 E: 0 K: 1 S: 6	H: 1 LOB: 1 BB: 0 P: 6	R: 2 E: 0 K: 0 S: 4	H: 2 LOB: 1 BB: 0 P: 7	R: 2 E: 0 K: 1 S: 9	H: 4 LOB: 2 BB: 0 P: 9
	R: 0 E: 0 K: 1 S: 5	H: 0 LOB: 3 BB: 3 P: 17	R: 0 E: 0 K: 0 S: 4	H: 1 LOB: 2 BB: 0 P: 5	R: 1 E: 0 K: 0 S: 4	H: 1 LOB: 1 BB: 1 P: 9	R: 2 E: 0 K: 0 S: 4	H: 2 LOB: 2 BB: 1 P: 9	1B: 9 2B: 3 3B: 0 HR: 0	SF: 0 SAC: 1 DP: 1 HBP: 2

PITCHER		IP	WLS	BF	H	R	ER	SO	BB	IBB	HBP	BLK	WP	HR	S	P	ERA	WHIP
45 Sean Marshall, L ERA: 3.38	(1, 1)	3.1		15	4	2	2	2	0	0	1	0	1	0	18	21	5.40	1.200
76 Rocky Roquet, R ERA:	(4, 1)	0.2	H	1	0	0	0	0	0	0	0	0	0	0	1	1	0.00	0.000
50 Jeff Samardzija, R ERA: 6.0	(5, 1)	1.0	B	7	4	2	2	1	0	0	0	0	0	0	9	9	18.00	4.000
70 Geoffrey Jones, L ERA:	(6, 1)	1.0		6	0	0	0	1	3	0	0	0	0	0	5	17	0.00	3.000
51 Juan Mateo, R ERA: 1.8	(7, 1)	2.0	H	9	2	1	1	0	1	0	0	0	2	0	8	14	4.50	1.500

PITCHER		IP	WLS	BF	H	R	ER	SO	BB	IBB	HBP	BLK	WP	HR	S	P	ERA	WHIP
54 Shingo Takatsu, R ERA: 12.27	(9, 1)	0.2	L	6	2	2	2	0	1	0	1	0	0	0	4	9	27.00	4.500

Chicago Cubs @ Oakland Athletics

Phoenix Municipal Stadium, Phoenix, AZ

Sat Mar 08 2008, 3:05 PM EST

Att. 7,036 - Sunny - 71 F

livebaseballscorecards.com

AB	36
R	7
H	12
RBI	6
BB	5
SO	4
LOB	23

WP: 4 PA: 44
PB: 0
SB: 0
CS: 0

Batter	1	2	3	4	5	6	7	8	9	AB	R	H	RBI	BB	SO	LOB
12 Alfonso Soriano, R (1, 7) OBP: 0.364, SLG: 0.300 27 Sam Fuld, L (6, 7) OBP: 0.455, SLG: 0.143	G6-3		4 1B, 67 SF8, 1B	F8		FSS 0-3 K	BBBB 4-0 BB		BBBB 4-0 4 HR BB	4 0	1 1	1 0	0 0	0 2	1 0	0 0
4 Eric Patterson, L (1, 4) OBP: 0.364, SLG: 0.500	L6		67 SF8, 33 1B, 1B 1-3	67 1B, 33 WP, 1B		BBBB 4-0 67 3B BB	SSS 0-3 K		0-0 1-H HR	5	4	3	2	1	1	3
67 Micah Hoffpauir, L (1, 3) OBP: 0.429, SLG: 0.692 9 Jake Fox, R (7, PH) OBP: 0.333, SLG: 0.632 (7, 3)	33 1B, 2B		SF8 2-3 3-H	33 1B, 33 WP, 1B 1-3		33 2B, 3B 1-H	P4		F8	3 2	2 0	3 0	2 0	0 0	0 0	0 3
33 Daryle Ward, L (1, 10) OBP: 0.692, SLG: 1.385 65 Luis Figueroa, S (8, PH) OBP: 0.368, SLG: 0.579 (8, 10)	2-H 1B		18 E, 19 1B, 6 2B, 1B 3-H	B 19 G6-4-3 1-3 3-H 1B		3-H 2B		G3	G6-3	4 2	1 0	4 0	3 0	0 0	0 0	0 0
19 Matt Murton, R (1, 9) OBP: 0.424, SLG: 0.433 68 Josh Kroeger, L (6, 9) OBP: 0.357, SLG: 0.571	G1-3		18 E, 6 2B, 1B 1-2	G6-4-3 1-2f		G5-3		64 1B, 20 1B, 1B	G4-3	4 2	1 1	1 1	0 0	0 0	0 0	4 0
18 Geovany Soto, R (1, 2) OBP: 0.409, SLG: 0.368 55 Koyie Hill, S (6, 2) OBP: 0.167, SLG: 0.182		F9	FC4, 6 2B 1-2 2-3		G5-3		BBBX 3-0 G5-3	SSS 0-3 K		3 2	1 0	0 0	0 0	0 0	0 1	2 1
6 Alex Cintron, S (1, 5) OBP: 0.355, SLG: 0.483 64 Casey McGehee, R (5, 5) OBP: 0.636, SLG: 0.909		1B	1-H 2-H 3-H 2B		G6-3		20 1B, 57 2B, 1B	20 1B, 1-2 1B		3 2	0 1	2 2	3 0	0 0	0 0	0 0
20 Felix Pie, L (1, 8) OBP: 0.406, SLG: 0.607		2B	BBBB 4-0 57 G4-6-3 BB		P6		57 2B, 1-2 1B	1-2 2-H 1B		4	0	3	1	1	0	0
57 Andrés Blanco, S (1, 6) OBP: 0.333, SLG: 0.385	L7		G4-6-3 1-2f			F7	1-3 2-H 2B	G3		5	0	1	1	0	0	5
Inning Stats	R: 1 E: 0 K: 0 S: 5 H: 2 LOB: 1 BB: 0 P: 5	R: 0 E: 0 K: 0 S: 4 H: 2 LOB: 1 BB: 0 P: 4	R: 5 E: 1 K: 0 S: 8 H: 5 LOB: 1 BB: 1 P: 12	R: 1 E: 0 K: 0 S: 5 H: 3 LOB: 1 BB: 0 P: 6	R: 0 E: 0 K: 0 S: 3 H: 0 LOB: 0 BB: 0 P: 3	R: 2 E: 0 K: 1 S: 7 H: 2 LOB: 1 BB: 1 P: 11	R: 1 E: 0 K: 1 S: 8 H: 3 LOB: 3 BB: 1 P: 15	R: 1 E: 0 K: 1 S: 8 H: 3 LOB: 2 BB: 0 P: 8	R: 2 E: 0 K: 0 S: 4 H: 1 LOB: 0 BB: 1 P: 8	1B: 14 2B: 5 3B: 1 HR: 1	SF: 1 SAC: 0 DP: 2 HBP: 0	WP: 1 PB: 0 SB: 0 CS: 0	PA: 50				

TOP

Chicago Cubs @ Kansas City Royals

Surprise Stadium, Surprise, AZ

Sun Mar 09 2008, 4:05 PM EDT

Att. 10,611 - Sunny - 74 F

livebaseballscorecards.com

AB	45
R	13
H	21
RBI	12
BB	4
SO	3
LOB	18

PITCHER		IP	WLS	BF	H	R	ER	SO	BB	IBB	HBP	BLK	WP	HR	S	P	ERA	WHIP
Brett Tomko, R ERA: 11.37	(1, 1)	2.1	L	17	9	6	5	0	1	0	0	0	0	0	16	20	19.29	4.286
63 Roberto Giron, R ERA:	(3, 1)	0.2		1	0	0	0	0	0	0	0	0	0	0	1	1	0.00	0.000
46 Juan Carlos Oviedo, R ERA: 4.5	(4, 1)	3.0		14	5	3	3	1	1	0	0	0	1	0	15	20	9.00	2.000
32 Ron Mahay, L ERA: 6.75	(7, 1)	1.0		7	3	1	1	1	1	0	0	0	0	0	8	15	9.00	4.000
27 Yasuhiko Yabuta, R ERA: 7.2	(8, 1)	1.0		6	3	1	1	1	0	0	0	0	0	0	8	8	9.00	3.000

PITCHER		IP	WLS	BF	H	R	ER	SO	BB	IBB	HBP	BLK	WP	HR	S	P	ERA	WHIP
Julio Pimentel, R ERA: 18.0	(9, 1)	1.0		5	1	2	2	0	1	0	0	0	0	1	4	8	18.00	2.000

BOTTOM

Batter	1	2	3	4	5	6	7	8	9	AB	R	H	RBI	BB	SO	LOB
9 David DeJesus, L (1, 8) OBP: 0.591, SLG: 0.467	F8		G4-3 1-2 2-3			F7		G6-3		3	0	0	0	0	0	2
2 Joey Gathright, L (7, 8) OBP: 0.357, SLG: 0.462										1	0	0	0	0	0	0
15 Mark Grudzielanek, R (1, 4)	G6-3		BBBB 4-0 G4-6-3 BB			L6			F9	2	0	0	0	1	0	0
Esteban German, R (7, 4) OBP: 0.250, SLG: 0.227										1	0	0	0	0	0	0
Ross Gload, L (1, 3) OBP: 0.381, SLG: 0.524	P6		G4-6-3 1-2f			G4-3			G5-3	3	0	0	0	0	0	3
43 Ryan Shealy, R (7, 3) OBP: 0.273, SLG: 0.818										1	0	0	0	0	0	0
11 Jose Guillen, R (1, 9)		G4-3		G5-3			F8		F8	3	0	0	0	0	0	0
35 Mitch Maier, L (8, 9) OBP: 0.158, SLG: 0.167										1	0	0	0	0	0	0
4 Alex Gordon, L (1, 5) OBP: 0.348, SLG: 0.455		SSS 0-3 K		SSS 0-3 K			0-0 2B			3	0	1	0	0	2	0
26 Jason Smith, L (8, 5) OBP: 0.316, SLG: 0.313										0	0	0	0	0	0	0
16 Billy Butler, R (1, 10) OBP: 0.483, SLG: 0.560		G6-3		G6-3			P3			2	0	0	0	0	0	0
59 Damon Hollins, R (7, PH) OBP: 0.238, SLG: 0.450										1	0	0	0	0	0	1
(8, 10)																
24 Mark Teahen, L (1, 7) OBP: 0.393, SLG: 0.435			BBBB 4-0 14 2B BB		G6-3		SSS 0-3 K			2	1	0	0	1	1	1
Justin Huber, R (8, 7) OBP: 0.500, SLG: 0.909										0	0	0	0	0	0	0
14 John Buck, R (1, 2) OBP: 0.278, SLG: 0.444			9 G4-3 1-H 2B		P4			G6-3		2	0	1	1	0	0	0
12 Matt Tupman, L (8, 2) OBP: 0.333, SLG: 0.400										1	0	0	0	0	0	0
1 Tony Pena Jr., R (1, 6) OBP: 0.261, SLG: 0.227			H 1-0 9 G4-3 HBP		SSS 0-3 K			G5-3		2	0	0	0	0	1	0
72 Mike Aviles, R (9, 6) OBP: 0.462, SLG: 0.500										0	0	0	0	0	0	0

Inning Stats									
	R: 0 E: 0 K: 0 S: 3	H: 0 LOB: 0 BB: 0 P: 3	R: 0 E: 0 K: 1 S: 5	H: 0 LOB: 0 BB: 0 P: 5	R: 1 E: 0 K: 0 S: 3	H: 1 LOB: 2 BB: 2 P: 12	R: 0 E: 0 K: 1 S: 5	H: 0 LOB: 0 BB: 0 P: 5	R: 0 E: 0 K: 1 S: 5	H: 0 LOB: 0 BB: 0 P: 5
	R: 0 E: 0 K: 0 S: 3	H: 0 LOB: 0 BB: 0 P: 3	R: 0 E: 0 K: 1 S: 6	H: 1 LOB: 1 BB: 0 P: 6	R: 0 E: 0 K: 0 S: 3	H: 0 LOB: 0 BB: 0 P: 3	R: 0 E: 0 K: 0 S: 3	H: 0 LOB: 0 BB: 0 P: 3	1B: 0 2B: 2 3B: 0 HR: 0	SF: 0 SAC: 0 DP: 1 HBP: 1

WP: 0 PB: 0 SB: 0 CS: 0 PA: 31

PITCHER		IP	WLS	BF	H	R	ER	SO	BB	IBB	HBP	BLK	WP	HR	S	P	ERA	WHIP
46 Ryan Dempster, R ERA: 3.0	(1, 1)	4.0	W	15	1	1	1	2	2	0	1	0	0	0	16	25	2.25	0.750
34 Kerry Wood, R ERA: 6.75	(5, 1)	1.0		3	0	0	0	1	0	0	0	0	0	0	5	5	0.00	0.000
63 Carmen Pignatiello, L ERA:	(6, 1)	1.0		3	0	0	0	0	0	0	0	0	0	0	3	3	0.00	0.000
43 Michael Wuertz, R ERA:	(7, 1)	1.0		4	1	0	0	1	0	0	0	0	0	0	6	6	0.00	1.000
48 Neal Cotts, L ERA: 12.27	(8, 1)	1.0		3	0	0	0	0	0	0	0	0	0	0	3	3	0.00	0.000

PITCHER		IP	WLS	BF	H	R	ER	SO	BB	IBB	HBP	BLK	WP	HR	S	P	ERA	WHIP
49 Carlos Marmol, R ERA:	(9, 1)	1.0		3	0	0	0	0	0	0	0	0	0	0	3	3	0.00	0.000

Chicago Cubs @ Kansas City Royals

Surprise Stadium, Surprise, AZ

Sun Mar 09 2008, 4:05 PM EDT

Att. 10,611 - Sunny - 74 F

livebaseballscorecards.com

AB	28
R	1
H	2
RBI	1
BB	2
SO	4
LOB	7

Chicago Cubs @ Milwaukee Brewers

Maryvale Baseball Park, Phoenix, AZ

Mon Mar 10 2008, 4:05 PM EDT

Att. 8,005 - Sunny - 75 F

TOP

livebaseballscorecards.com

Batter	1	2	3	4	5	6	7	8	9	AB	R	H	RBI	BB	SO	LOB
2 Ryan Theriot, R (1, 6) OBP: 0.345, SLG: 0.345 60 Les Walrond, L (5, 1) 54 Shingo Takatsu, R (6, 1) 78 Edward Campusano, L (7, 1) 9 Jake Fox, R (8, PH) OBP: 0.318, SLG: 0.600 22 Kevin Hart, R (8, 1)	25 G4-3 / 1 BB / 16 2B / 1B	K			K			F9		3 1 1 0 0 2 0 0 0 0 0 0 0 0 0 0 0 0 0 0 0 0 0 0 0 0 0 0 1 0 0 0 0 0 0 0 0 0 0 0 0 0						
1 Kosuke Fukudome, L (1, 9) OBP: 0.517, SLG: 0.500 4 Eric Patterson, L (6, 9) OBP: 0.348, SLG: 0.476	BB / 1-2 / 25 G4-3 / 16 2B		K			K		G3-1		2 1 0 0 1 2 0 1 0 0 0 0 0 0						
25 Derrek Lee, R (1, 3) OBP: 0.296, SLG: 0.190 67 Micah Hoffpauir, L (6, 3) OBP: 0.448, SLG: 0.741	G4-3 / 1-2 / 2-3		L4			G6-3			64 1B / 68 G6-4-3 / 2B	3 0 0 0 0 0 2 1 1 1 0 0 0 0						
16 Aramis Ramirez, R (1, 5) OBP: 0.556, SLG: 0.714 64 Casey McGehee, R (6, 5) OBP: 0.667, SLG: 0.917	68 1B / 2-H / 3-H / 2B		K			2B			68 G6-4-3 / 2-3 / 1B	3 1 2 2 0 1 0 1 0 1 0 0 0 0						
68 Josh Kroeger, L (1, 7) OBP: 0.333, SLG: 0.500	G6-3 / 2-H / 1B			G3		K			G6-4-3 / 1-2f / 3-H	4 0 1 1 0 1 2						
Mark DeRosa, R (1, 4) 57 Andrés Blanco, S (7, 4) OBP: 0.313, SLG: 0.357	G6-3 / 1-2			P3			G5-3		G6-3	3 0 0 0 0 0 1 1 0 0 0 0 0 0						
Henry Blanco, R (1, 2) OBP: 0.167, SLG: 0.167 29 JD Closser, S (6, 2) OBP: 0.375, SLG: 0.500	L4			G1-3			P4			2 0 0 0 0 0 1 1 0 0 0 0 0 0						
27 Sam Fuld, L (1, 8) OBP: 0.417, SLG: 0.125 17 Mike Fontenot, L (5, 6) OBP: 0.400, SLG: 0.538		K			G6-3		G4-3			2 0 0 0 0 1 0 1 0 0 0 0 0 0						
53 Rich Hill, L (1, 1) Tim Lahey, R (3, 1) Ronny Cedeno, R (5, PH) OBP: 0.227, SLG: 0.238 (5, 8)		G4-3			G5-3			G4-3		1 0 0 0 0 0 0 0 0 0 0 0 0 0 2 0 0 0 0 0 0						
Inning Stats	R: 3 E: 0 K: 0 S: 6 / H: 3 LOB: 1 BB: 1 P: 10	R: 0 E: 0 K: 2 S: 7 / H: 0 LOB: 0 BB: 0 P: 7	R: 0 E: 0 K: 2 S: 7 / H: 0 LOB: 0 BB: 0 P: 7	R: 0 E: 0 K: 0 S: 3 / H: 0 LOB: 0 BB: 0 P: 3	R: 0 E: 0 K: 1 S: 5 / H: 0 LOB: 0 BB: 0 P: 5	R: 0 E: 0 K: 2 S: 8 / H: 1 LOB: 1 BB: 0 P: 8	R: 0 E: 0 K: 0 S: 3 / H: 0 LOB: 0 BB: 0 P: 3	R: 0 E: 0 K: 0 S: 3 / H: 0 LOB: 0 BB: 0 P: 3	R: 1 E: 0 K: 0 S: 4 / H: 2 LOB: 0 BB: 0 P: 4	1B: 3 2B: 3 3B: 0 HR: 0	SF: 0 SAC: 0 DP: 1 HBP: 0						

AB	32
R	4
H	6
RBI	3
BB	1
SO	7
LOB	6

WP: 0 PB: 0 SB: 0 CS: 0 PA: 33

PITCHER		IP	WLS	BF	H	R	ER	SO	BB	IBB	HBP	BLK	WP	HR	S	P	ERA	WHIP
31 Dave Bush, R ERA: 10.0	(1, 1)	4.0	W	16	3	3	3	4	1	0	0	0	0	0	23	27	6.75	1.000
26 Manny Parra, L ERA: 1.0	(5, 1)	4.0	H	13	1	0	0	3	0	0	0	0	0	0	19	19	0.00	0.250
Brian Shouse, L ERA: 4.5	(9, 1)	1.0	S	4	2	1	1	0	0	0	0	0	0	0	4	4	9.00	2.000

PITCHER	IP	WLS	BF	H	R	ER	SO	BB	IBB	HBP	BLK	WP	HR	S	P	ERA	WHIP

Batter	1	2	3	4	5	6	7	8	9	AB	R	H	RBI	BB	SO	LOB
23 Rickie Weeks Jr., R (1, 4) OBP: 0.233, SLG: 0.296 27 Joe Dillon, R (8, 4) OBP: 0.333, SLG: 0.500	B1	21 G6-3; 33 2B; 1-3; 2-H; 2B	K		21 FC6-4; 1-2; 2-3; BB		P4			4 0	1 0	1 0	1 0	1 0	1 0	4 0
21 Abraham Nunez, S (1, 5) OBP: 0.250, SLG: 0.217 Craig Counsell, L (8, 5) OBP: 0.560, SLG: 0.600	K	G6-3; 2-3; 3-H		G4-3	FC6-4; 1-2f		K			5 0	0 0	0 0	1 0	0 0	2 0	5 0
33 Gabe Kapler, R (1, 7) OBP: 0.375, SLG: 0.476	28 1B; 1B	3-H; 2B		G5-3		P4		F8		5	0	2	1	0	0	0
28 Prince Fielder, L (1, 3) OBP: 0.367, SLG: 0.320 65 Brad Nelson, L (9, 3) OBP: 0.286, SLG: 0.500	1 PB; 1-3; 1B	K		G6-3		G3-1		G4-3		5 0	0 0	1 0	0 0	0 0	1 0	1 0
1 Corey Hart, R (1, 9) OBP: 0.241, SLG: 0.345 Gabe Gross, L (6, 9) OBP: 0.320, SLG: 0.524	F9; 1-2		22 G5-3; 71 1B; 1B		71 1B; 13 SF7; 2B	4-0; BB		G4-3		3 1	1 0	2 0	0 0	0 1	0 0	2 0
71 Alcides Escobar, R (1, 6) OBP: 0.273, SLG: 0.364		G5-3	22 G5-3; 1-2; 1B		23 BB; 22 1B; 2-3; 1B	K				4	0	2	0	0	1	1
22 Tony Gwynn Jr., L (1, 8) OBP: 0.462, SLG: 0.667		13 1B; 31 1B; BB	G5-3; 1-2; 2-3		23 BB; 1-2; 1B		13 2B; 3B			3	2	2	0	1	0	2
13 Eric Munson, L (1, 2) OBP: 0.500, SLG: 0.727		31 1B; 23 2B; 1-3; 1B	K		SF7; 3-H		3-H; 2B			3	1	2	2	0	1	2
31 Dave Bush, R (1, 1) OBP: 1.000, SLG: 1.000 26 Manny Parra, L (5, 1) Brian Shouse, L (9, 1)		23 2B; 21 G6-3; 1-2; 3-H; 1B	BB		K		B1			1 2 0	1 0 0	1 0 0	1 0 0	1 0 0	0 1 0	0 3 0
Inning Stats	R: 0 E: 0 K: 1 S: 7 H: 2 LOB: 2 BB: 0 P: 8	R: 4 E: 0 K: 1 S: 9 H: 4 LOB: 1 BB: 1 P: 13	R: 0 E: 0 K: 2 S: 9 H: 2 LOB: 3 BB: 1 P: 13	R: 0 E: 0 K: 0 S: 3 H: 0 LOB: 0 BB: 0 P: 3	R: 1 E: 0 K: 1 S: 8 H: 3 LOB: 3 BB: 1 P: 12	R: 0 E: 0 K: 1 S: 5 H: 0 LOB: 1 BB: 1 P: 9	R: 1 E: 0 K: 1 S: 7 H: 2 LOB: 1 BB: 0 P: 7	R: 0 E: 0 K: 0 S: 3 H: 0 LOB: 0 BB: 0 P: 3		1B: 8 2B: 4 3B: 1 HR: 0	SF: 1 SAC: 0 DP: 0 HBP: 0					

PITCHER		IP	WLS	BF	H	R	ER	SO	BB	IBB	HBP	BLK	WP	HR	S	P	ERA	WHIP
53 Rich Hill, L ERA: 7.04	(1, 1)	2.2	L	18	8	4	4	3	2	0	0	0	0	0	22	31	13.50	3.750
Tim Lahey, R ERA: 1.8	(3, 1)	1.1		4	0	0	0	1	0	0	0	0	0	0	6	6	0.00	0.000
60 Les Walrond, L ERA: 16.88	(5, 1)	1.0		7	3	1	1	1	1	0	0	0	0	0	8	12	9.00	4.000
54 Shingo Takatsu, R ERA: 9.64	(6, 1)	1.0		4	0	0	0	1	1	0	0	0	0	0	5	9	0.00	1.000
78 Edward Campusano, L ERA: 9.0	(7, 1)	1.0		5	2	1	1	1	0	0	0	0	0	0	7	7	9.00	2.000

PITCHER		IP	WLS	BF	H	R	ER	SO	BB	IBB	HBP	BLK	WP	HR	S	P	ERA	WHIP
22 Kevin Hart, R ERA: 3.86	(8, 1)	1.0		3	0	0	0	0	0	0	0	0	0	0	3	3	0.00	0.000

Chicago Cubs @ Milwaukee Brewers

Maryvale Baseball Park, Phoenix, AZ

Mon Mar 10 2008, 4:05 PM EDT

Att. 8,005 - Sunny - 75 F

BOTTOM

livebaseballscorecards.com

AB	36
R	6
H	13
RBI	6
BB	4
SO	7
LOB	20

WP: 0 PB: 1 SB: 0 CS: 0 PA: 41

Batter	1	2	3	4	5	6	7	8	9	AB	R	H	RBI	BB	SO	LOB
6 Travis Buck, L (1, 9) OBP: 0.379, SLG: 0.417 28 Carlos González, L (5, 9) OBP: 0.346, SLG: 0.440 (7, 8)	C F B X 1-2 E7 ①		B F X 1-1 F7 ②		X 0-0 F7 ③		X 0-0 10 1B 32 2B 1B		X 0-0 29 BB 1B	3 0 0 0 0 0 0 2 1 2 0 0 0 0						
14 Mark Ellis, R (1, 4) OBP: 0.321, SLG: 0.407 62 Brooks Conrad, S (7, 4) OBP: 0.448, SLG: 0.815	C B X 1-1 F7 ②		C X 0-1 2B			X 0-0 G1-3 ①	C B S S B B F X 3-2 F9 ①		S S S 0-3 K ①	4 0 1 0 0 0 1 1 0 0 0 0 1 1						
10 Daric Barton, L (1, 3) OBP: 0.176, SLG: 0.313	F X 0-1 L8 ③		B B C B X 3-1 F7 ③			B C B X 2-1 E1 32 BB 7 HR	B C B B C F F X 1-2 32 2B 1B		C C B F F S 1-3 K ②	5 2 1 0 0 1 2						
32 Jack Cust, L (1, 10) OBP: 0.586, SLG: 1.000 29 Dan Johnson, L (9, PH) OBP: 0.188, SLG: 0.333 (9, 10)		S B B B X 3-1 HR		C C C 0-3 K ①		B C B F F B 1-2 7 HR BB	X 0-0 1-H 2-H 2B		B C B C B B 1-2 BB	3 2 2 3 1 1 0 0 0 0 0 1 0 0						
7 Bobby Crosby, R (1, 6) OBP: 0.385, SLG: 0.739 2 Gregorio Petit, R (7, 6) OBP: 0.348, SLG: 0.435		S S S 0-3 K ①		B B X 2-0 P5 ②		B X 1-0 1-H 2-H HR	X 0-0 F8 ②		B F B F B S 3-3 K ③	4 1 1 3 0 1 1 1 0 0 0 0 1 2						
15 Ryan Sweeney, L (1, 7) OBP: 0.300, SLG: 0.259 (7, 9)		B F C X 1-2 G4-3 ②		B B F X 2-1 1B		X 0-0 8 G4-3 2B	S S S 0-3 K ③			4 0 2 0 0 1 1						
8 Kurt Suzuki, R (1, 2) OBP: 0.370, SLG: 0.400		C F X 0-2 1B		B X 1-0 F9 ③		X 0-0 G4-3 ② 2-3		S S S 0-3 K2-3 ①		4 0 1 0 0 1 2						
22 Jack Hannahan, L (1, 5) OBP: 0.412, SLG: 0.467		F F B B B X 2-2 G3 ③			F B F B B X 3-2 19 G4-6-3 1B	B B B B 4-0 19 FC6-4 BB		X 0-0 F8 ②		3 0 1 0 1 0 1						
19 Chris Denorfia, R (1, 8) OBP: 0.233, SLG: 0.192 67 Jeff Fiorentino, L (7, 7) OBP: 0.357, SLG: 0.250			C B B F S 2-3 K ①		X 0-0 G4-6-3 ①② 1-2f	X 0-0 FC6-4 ③ 1-2f		X 0-0 F7 ③		3 0 0 0 0 1 3 1 0 0 0 0 0 0						
Inning Stats	R: 0 H: 0 E: 1 LOB: 0 K: 0 BB: 0 S: 7 P: 9	R: 1 H: 2 E: 0 LOB: 1 K: 1 BB: 0 S: 14 P: 20	R: 0 H: 1 E: 0 LOB: 1 K: 1 BB: 0 S: 9 P: 15	R: 0 H: 1 E: 0 LOB: 1 K: 1 BB: 0 S: 7 P: 12	R: 0 H: 1 E: 0 LOB: 0 K: 0 BB: 0 S: 5 P: 8	R: 3 H: 2 E: 1 LOB: 2 K: 0 BB: 2 S: 10 P: 21	R: 2 H: 3 E: 0 LOB: 1 K: 1 BB: 0 S: 15 P: 21	R: 0 H: 0 E: 0 LOB: 0 K: 1 BB: 0 S: 5 P: 5	R: 0 H: 1 E: 0 LOB: 2 K: 3 BB: 1 S: 14 P: 22	1B: 6 SF: 0 2B: 3 SAC: 0 3B: 0 DP: 1 HR: 2 HBP: 0						

PITCHER	IP	WLS	BF	H	R	ER	SO	BB	IBB	HBP	BLK	WP	HR	S	P	ERA	WHIP
38 Carlos Zambrano, R (1, 1) ERA: 1.0	4.0		16	4	1	1	3	0	0	0	0	0	1	37	56	2.25	1.000
34 Kerry Wood, R (5, 1) ERA: 5.4	1.0		3	1	0	0	0	0	0	0	0	0	0	5	8	0.00	1.000
47 Scott Eyre, L (6, 1) ERA: 9.82	0.2	L	7	2	3	2	0	2	0	0	0	0	1	9	20	27.00	6.000
Bob Howry, R (6, 1) ERA: 11.57	0.2		4	2	2	2	0	0	0	0	0	0	0	11	17	27.00	3.000
43 Michael Wuertz, R (7, 1) ERA:	1.2		6	1	0	0	2	0	0	0	0	0	0	10	10	0.00	0.600

PITCHER	IP	WLS	BF	H	R	ER	SO	BB	IBB	HBP	BLK	WP	HR	S	P	ERA	WHIP
49 Carlos Marmol, R (9, 1) ERA:	1.0		5	1	0	0	3	1	0	0	0	0	0	14	22	0.00	2.000

TOP

Oakland Athletics @ Chicago Cubs

Hohokam Park, Mesa, AZ

Tue Mar 11 2008, 4:05 PM EDT

Att. 11,240 - Partly Cloudy - 72 F

livebaseballscorecards.com

AB	38
R	6
H	11
RBI	6
BB	3
SO	8
LOB	14

WP	0
PB	0
SB	0
CS	0
PA	41

Oakland Athletics @ Chicago Cubs

Hohokam Park, Mesa, AZ

Tue Mar 11 2008, 4:05 PM EDT

Att. 11,240 - Partly Cloudy - 72 F

livebaseballscorecards.com

BOTTOM

Batter	1	2	3	4	5	6	7	8	9	AB	R	H	RBI	BB	SO	LOB
12 Alfonso Soriano, R (1, 7) OBP: 0.400, SLG: 0.429 17 Mike Fontenot, L (8, PR) OBP: 0.400, SLG: 0.538 (9, 4)	2-2 2 CS 1B		3-2 F8		0-3 K			0-0 2 3B 2B		4 0	0 1	2 0	0 0	0 0	1 0	1 0
2 Ryan Theriot, R (1, 6) OBP: 0.394, SLG: 0.438 57 Andrés Blanco, S (9, 6) OBP: 0.313, SLG: 0.357	4-0 1-2 BB			0-1 1 FC3-6 1B		3-2 F8		0-0 1 SF8 2-H 3B		3 0	1 0	2 0	1 0	1 0	0 0	0 0
1 Kosuke Fukudome, L (1, 9) OBP: 0.455, SLG: 0.435 68 Josh Kroeger, L (9, 9) OBP: 0.333, SLG: 0.500	1-3 K			0-0 FC3-6 25 G5-4-3 1-2f		2-2 G6-3		0-0 SF8 3-H		3 0	0 0	0 0	1 0	0 0	1 0	2 0
25 Derrek Lee, R (1, 3) OBP: 0.267, SLG: 0.167 67 Micah Hoffpauir, L (8, 3) OBP: 0.433, SLG: 0.714	0-0 G5-3			1-2 G5-4-3 1-2f		1-3 K		0-0 P5		3 1	0 0	0 0	0 0	0 0	1 0	2 1
16 Aramis Ramirez, R (1, 5) OBP: 0.500, SLG: 0.556 6 Alex Cintron, S (8, 5) OBP: 0.344, SLG: 0.467		0-0 G3			0-1 F8		4-0 18 F9 1B BB	0-0 G5-3		2 1	0 0	0 0	0 0	1 0	0 0	0 1
Mark DeRosa, R (1, 4) OBP: 0.167, SLG: 0.167 4 Eric Patterson, L (7, PR) OBP: 0.333, SLG: 0.455 (8, 4) (9, 7)		2-1 P6			0-0 F8		0-0 27 BB 1-2 1B		0-2 G1	3 1	0 0	1 0	0 0	0 0	0 0	0 0
18 Geovany Soto, R (1, 2) OBP: 0.385, SLG: 0.318		0-3 K			4-2 27 3B BB		0-0 F9 2-3		2-1 L6	3	1	0	0	1	1	2
27 Sam Fuld, L (1, 8) OBP: 0.429, SLG: 0.263			0-0 F8		0-0 64 1B 1-H 3B		4-0 64 G4-6-3 1-2 BB		2-2 F9	3	1	1	1	1	0	0
38 Carlos Zambrano, S (1, 1) OBP: 0.333, SLG: 1.333 34 Kerry Wood, R (5, 1) 64 Casey McGehee, R (5, PH) OBP: 0.643, SLG: 0.857 47 Scott Eyre, L (6, 1) Bob Howry, L (6, 1) 43 Michael Wuertz, R (7, 1) 64 Casey McGehee, R (7, PH) OBP: 0.643, SLG: 0.857 49 Carlos Marmol, R (9, 1)			0-0 P4		0-0 1B 3-H		0-0 G4-6-3 1-2f			1 0 2 0 0 0 0 2 0	0 0 0 0 0 0 0 0 0	0 0 1 0 0 0 0 1 0	0 0 1 0 0 0 0 1 0	0 0 0 0 0 0 0 0 0	0 0 0 0 0 0 0 0 0	0 0 3 0 0 0 0 3 0
Inning Stats	R: 0 E: 0 K: 1 S: 10 H: 1 LOB: 1 BB: 1 P: 17	R: 0 E: 0 K: 1 S: 6 H: 0 LOB: 0 BB: 0 P: 8	R: 0 E: 0 K: 0 S: 5 H: 0 LOB: 0 BB: 0 P: 8	R: 0 E: 0 K: 0 S: 6 H: 1 LOB: 0 BB: 0 P: 7	R: 2 E: 0 K: 1 S: 10 H: 2 LOB: 1 BB: 1 P: 14	R: 0 E: 0 K: 1 S: 10 H: 0 LOB: 0 BB: 0 P: 16	R: 0 E: 0 K: 0 S: 3 H: 1 LOB: 3 BB: 2 P: 11	R: 2 E: 0 K: 0 S: 5 H: 2 LOB: 1 BB: 0 P: 5	R: 0 E: 0 K: 0 S: 11 H: 0 LOB: 0 BB: 0 P: 15	1B: 4 2B: 1 3B: 2 HR: 0	SF: 1 SAC: 0 DP: 2 HBP: 0			WP: 0 PB: 0 SB: 0 CS: 1		PA: 35	

	AB	30
	R	4
	H	7
	RBI	4
	BB	4
	SO	4
	LOB	12

PITCHER		IP	WLS	BF	H	R	ER	SO	BB	IBB	HBP	BLK	WP	HR	S	P	ERA	WHIP
74 Greg Smith, L ERA: 1.0	(1, 1)	4.0		13	2	0	0	2	1	0	0	0	0	0	27	40	0.00	0.750
Huston Street, R ERA: 5.4	(5, 1)	1.0	W	6	2	2	2	1	1	0	0	0	0	0	10	14	18.00	3.000
76 Gio González, L ERA: 2.0	(6, 1)	4.0	S	16	3	2	2	1	2	0	0	0	0	0	29	47	4.50	1.250

PITCHER	IP	WLS	BF	H	R	ER	SO	BB	IBB	HBP	BLK	WP	HR	S	P	ERA	WHIP

Chicago Cubs @ Texas Rangers

Surprise Stadium, Surprise, AZ

Wed Mar 12 2008, 4:05 PM EDT

Att. 7,365 - Sunny - 78 F

TOP

livebaseballscorecards.com

Batter	1	2	3	4	5	6	7	8	9	AB	R	H	RBI	BB	SO	LOB
12 Alfonso Soriano, R (1, 7) OBP: 0.368, SLG: 0.556	K	F7			HR		K			4	1	1	2	0	2	1
4 Eric Patterson, L (7, 7) OBP: 0.333, SLG: 0.455										0	0	0	0	0	0	0
17 Mike Fontenot, L (1, 4) OBP: 0.353, SLG: 0.467	E3 33 1B 19 1B		K		K			F9		4	1	0	0	0	2	0
67 Micah Hoffpauir, L (1, 3) OBP: 0.441, SLG: 0.781	K		HR		F9			0-0 33 S 1B		4	1	2	1	0	1	1
29 Chris Walker, S (8, PR)										0	0	0	0	0	0	0
57 Andrés Blanco, S (8, 5) OBP: 0.313, SLG: 0.357										0	0	0	0	0	0	0
33 Daryle Ward, L (1, 10) OBP: 0.588, SLG: 1.118	64 FC5 19 1B 1-3 1B		F9		K			K 1-2		4	0	1	0	0	2	1
19 Matt Murton, R (1, 9) OBP: 0.405, SLG: 0.412	1-2 3-H 1B		G5-3			G4-3		F8		4	0	1	1	0	0	2
64 Casey McGehee, R (1, 5) OBP: 0.556, SLG: 0.706	FC5 2-3f			F8		6 G4-6-3 BB			G6-3	3	0	0	0	1	0	2
(8, 3)																
6 Alex Cintron, S (1, 6) OBP: 0.314, SLG: 0.424		K		F8		G4-6-3 1-2f			FC6-4 BB	3	0	0	0	0	1	1
55 Koyie Hill, S (6, 2) OBP: 0.231, SLG: 0.182										0	0	0	0	1	0	0
65 Corey Coles, L (9, PR)										0	0	0	0	0	0	0
Henry Blanco, R (1, 2) OBP: 0.214, SLG: 0.154		BB		F7			G4-3		FC6-4 27 CS 1-2f	1	0	0	0	1	0	0
Ronny Cedeno, R (6, 6) OBP: 0.208, SLG: 0.217										2	0	0	0	0	0	1
27 Sam Fuld, L (1, 8) OBP: 0.419, SLG: 0.273		F7			12 HR 1B		G4-3		CS 1-2	3	1	1	0	0	0	1

Inning Stats	R: 1 E: 1 K: 2 S: 10	H: 2 LOB: 2 BB: 0 P: 10	R: 0 E: 0 K: 1 S: 5	H: 0 LOB: 1 BB: 1 P: 9	R: 1 E: 0 K: 1 S: 7	H: 1 LOB: 0 BB: 0 P: 7	R: 0 E: 0 K: 0 S: 3	H: 0 LOB: 0 BB: 0 P: 3	R: 2 E: 0 K: 2 S: 10	H: 2 LOB: 0 BB: 0 P: 11	R: 0 E: 0 K: 0 S: 2	H: 0 LOB: 0 BB: 1 P: 6	R: 0 E: 0 K: 1 S: 5	H: 0 LOB: 0 BB: 0 P: 5	R: 0 E: 0 K: 1 S: 6	H: 1 LOB: 2 BB: 0 P: 6	R: 0 E: 0 K: 0 S: 3	H: 0 LOB: 1 BB: 1 P: 7

1B: 4 2B: 0 3B: 0 HR: 2	SF: 0 SAC: 0 DP: 1 HBP: 0	WP: 0 PB: 0 SB: 1 CS: 1	PA: 36
---	---	---	---

PITCHER		IP	WLS	BF	H	R	ER	SO	BB	IBB	HBP	BLK	WP	HR	S	P	ERA	WHIP
31 Jason Jennings, R ERA: 1.17	(1, 1)	3.0		14	3	2	1	4	1	0	0	0	0	1	22	26	3.00	1.333
51 Elizardo Ramirez, R ERA:	(4, 1)	1.0		3	0	0	0	0	0	0	0	0	0	0	3	3	0.00	0.000
18 Eddie Guardado, L ERA: 7.71	(5, 1)	0.2	B	4	2	2	2	1	0	0	0	0	0	1	7	8	27.00	3.000
Alfredo Gonzalez, R ERA:	(5, 1)	0.1		1	0	0	0	1	0	0	0	0	0	0	3	3	0.00	0.000
57 Sidney Ponson, R ERA:	(6, 1)	2.0	W	6	0	0	0	1	1	0	0	0	0	0	7	11	0.00	0.500

PITCHER		IP	WLS	BF	H	R	ER	SO	BB	IBB	HBP	BLK	WP	HR	S	P	ERA	WHIP
55 Robinson Tejeda, R ERA: 7.5	(8, 1)	1.0	H	4	1	0	0	1	0	0	0	0	0	0	6	6	0.00	1.000
58 Wes Littleton, R ERA: 2.25	(9, 1)	1.0	S	3	0	0	0	0	1	0	0	0	0	0	3	7	0.00	1.000

AB	32
R	4
H	6
RBI	4
BB	3
SO	8
LOB	10

Batter	1	2	3	4	5	6	7	8	9	AB	R	H	RBI	BB	SO	LOB
5 Ian Kinsler, R (1, 4) OBP: 0.563, SLG: 0.654 87 Casey Benjamin, L (4, 4)	0-0 29 F8 68 1B 19 2B 1B		0-0 68 SH1-3 10 1B 2B	S S S 0-3 K ③		0-0 F7 ③				2	2	2	0	0	0	0
										2	0	0	0	0	1	1
68 Ryan Roberts, R (1, 5) OBP: 0.517, SLG: 0.696 (7, 6)	0-0 19 2B 1-2 1B		0-0 SH1-3 ① 2-3		0-0 F8 ①		0-0 28 BB 1B			3	0	2	0	0	0	0
10 Michael Young, R (1, 10) OBP: 0.344, SLG: 0.519 74 Nate Gold, R (7, PH) OBP: 0.313, SLG: 0.385 (8, 10)	S S S 0-3 K ①		0-0 29 F8 3-H 1B		B B S X 2-1 HR		0-0 F8 ①			3	1	2	2	0	1	2
										1	0	0	0	0	0	1
29 Jason Botts, S (1, 7) OBP: 0.391, SLG: 0.545 (6, 3)	0-0 F8 ② 2-3		0-0 F8 ② 1-2		0-0 2B		0-0 L4 ②			4	0	1	0	0	0	4
19 Edgardo Alfonzo, R (1, 3) OBP: 0.350, SLG: 0.368 28 Kevin Mench, R (6, 7) OBP: 0.393, SLG: 0.565	0-0 1-3 3-H 2B		0-0 G1-4-3 ③		0-0 F9 ②		B B B B 4-0 1-2 BB			3	0	1	1	0	0	2
										0	0	0	0	1	0	0
22 Marlon Byrd, R (1, 8) OBP: 0.161, SLG: 0.138 37 Jason Ellison, R (6, 8) OBP: 0.517, SLG: 0.391	0-0 F8 ③			S S S 0-3 K ①	0-0 F8 ③		0-0 F9 ③			3	0	0	0	0	1	3
										1	0	0	0	0	0	2
17 Nelson Cruz, R (1, 9) OBP: 0.207, SLG: 0.321 88 Steven Murphy, L (7, 9)		0-0 G1-3 ①		0-0 F8 ②		0-0 G4-3 ①		0-0 F9 ①		3	0	0	0	0	0	0
										1	0	0	0	0	0	0
15 Gerald Laird, R (1, 2) OBP: 0.286, SLG: 0.762 96 Kevin Richardson, R (7, 2)		0-0 G4-3 ②		B X 1-0 HR		S S B B B X 3-2 HR		C C C 0-3 K ②		3	2	2	2	0	0	0
										1	0	0	0	0	1	0
Ramón Vázquez, L (1, 6) OBP: 0.379, SLG: 0.393 86 John Whittleman, L (7, 5)		0-0 F8 ③		0-0 2B		0-0 G3-1 ②		0-0 G3-1 ③		3	0	1	0	0	0	0
										1	0	0	0	0	0	0
Inning Stats	R: 1 E: 0 K: 1 S: 8 H: 3 LOB: 2 BB: 0 P: 8	R: 0 E: 0 K: 0 S: 3 H: 0 LOB: 0 BB: 0 P: 3	R: 1 E: 0 K: 0 S: 5 H: 2 LOB: 1 BB: 0 P: 5	R: 1 E: 0 K: 2 S: 9 H: 2 LOB: 1 BB: 0 P: 10	R: 1 E: 0 K: 0 S: 6 H: 2 LOB: 1 BB: 0 P: 8	R: 1 E: 0 K: 0 S: 6 H: 1 LOB: 0 BB: 0 P: 9	R: 0 E: 0 K: 0 S: 4 H: 1 LOB: 2 BB: 1 P: 8	R: 0 E: 0 K: 1 S: 5 H: 0 LOB: 0 BB: 0 P: 5		1B: 4 2B: 4 3B: 0 HR: 3		SF: 0 SAC: 1 DP: 0 HBP: 0			WP: 0 PB: 0 SB: 0 CS: 0		PA: 36

BOTTOM

Chicago Cubs @ Texas Rangers

Surprise Stadium, Surprise, AZ

Wed Mar 12 2008, 4:05 PM EDT

Att. 7,365 - Sunny - 78 F

livebaseballscorecards.com

AB	34
R	5
H	11
RBI	5
BB	1
SO	4
LOB	15

PITCHER		IP	WLS	BF	H	R	ER	SO	BB	IBB	HBP	BLK	WP	HR	S	P	ERA	WHIP
30 Ted Lilly, L ERA: 6.0	(1, 1)	4.0		19	7	3	3	3	0	0	0	0	0	1	25	26	6.75	1.750
58 Jose Ascanio, R ERA: 7.5	(5, 1)	1.0		5	2	1	1	0	0	0	0	0	0	1	6	8	9.00	2.000
Bob Howry, R ERA: 11.81	(6, 1)	0.2	L	3	1	1	1	0	0	0	0	0	0	1	5	8	13.50	1.500
48 Neal Cotts, L ERA: 9.0	(6, 1)	1.1		6	1	0	0	0	1	0	0	0	0	0	5	9	0.00	1.500
22 Kevin Hart, R ERA: 3.18	(8, 1)	1.0		3	0	0	0	1	0	0	0	0	0	0	5	5	0.00	0.000

PITCHER	IP	WLS	BF	H	R	ER	SO	BB	IBB	HBP	BLK	WP	HR	S	P	ERA	WHIP

San Diego Padres @ Chicago Cubs

Hohokam Park, Mesa, AZ

Thu Mar 13 2008, 4:05 PM EDT

Att. 12,809 - Partly Cloudy - 76 F

TOP

livebaseballscorecards.com

Batter	1	2	3	4	5	6	7	8	9	AB	R	H	RBI	BB	SO	LOB
Callix Crabbe, S (1, 6) OBP: 0.389, SLG: 0.394	C B B F B X 3-2 33 G4-3 66 G1-3 1B		C C B B B S 3-3 ① K		X 0-0 66 G6-4-3 1-2 1B		X 0-0 1-2 2-H 1B		B B B B 4-0 BB	4	0	3	1	0	1	0
Jesus Lopez, R (7, 6) OBP: 0.500, SLG: 0.333										0	0	0	0	1	0	0
66 Edgar Gonzalez, R (1, 5) OBP: 0.462, SLG: 0.696	B X 1-0 ① G1-3 1-2		F F B B X 2-2 ② F8		B F B S B X 3-2 ② ③ G6-4-3 1-2f		F F B F X 1-2 ③ G1-3		X 0-0 ③ G4-3	3	0	0	0	0	0	3
49 Wilfredo Ledezma, L (5, 1)										1	0	0	0	0	0	2
87 Kellen Kulbacki, L (9, PH)										1	0	0	0	0	0	3
58 Carlos Guevara, R (9, 1)										0	0	0	0	0	0	0
33 Jody Gerut, L (1, 8) OBP: 0.393, SLG: 0.731	X 0-0 ② G4-3 2-3		C B B B X 3-1 ③ F9			B S X 1-1 ① G6-3		X 0-0 ① F8		3	0	0	0	0	0	1
16 Chase Headley, S (6, 7) OBP: 0.400, SLG: 0.808										1	0	0	0	0	0	0
28 Josh Bard, S (1, 2) OBP: 0.278, SLG: 0.250	C B S F C 1-3 ③ K			F S X 0-2 ① G6-3		C C S 0-3 ② K		X 0-0 ② F8		3	0	0	0	0	2	1
26 Colt Morton, R (7, 2) OBP: 0.364, SLG: 0.600										1	0	0	0	0	0	0
18 Paul McAnulty, L (1, 7) OBP: 0.469, SLG: 0.760		B B B C B 4-1 1 G3-6-3 BB		X 0-0 ② F8		B F C C 1-3 ③ K		X 0-0 ③ G4-3		2	0	0	0	1	1	0
Cedric Hunter, L (6, 8) OBP: 0.333, SLG: 0.333										1	0	0	0	0	0	0
1 Robert Fick, L (1, 3) OBP: 0.214, SLG: 0.083		B X 1-0 ① ② G3-6-3 1-2f		B B X 2-0 ③ G4-3			B F X 1-1 ① F9		X 0-0 F8 70 BB 1B	3	0	0	0	0	0	1
Ramon Nivar, R (7, 4) OBP: 0.600, SLG: 0.600										1	0	1	0	0	0	0
64 Chip Ambres, R (1, 9) OBP: 0.333, SLG: 0.400		B B F X 2-1 2B			B X 1-0 ① G5-3		B F X 1-1 ② G5-3		S S S 0-3 ① K	4	0	1	0	0	1	1
70 Marshall McDougall, R (1, 4) OBP: 0.545, SLG: 0.667		B B C B B 4-1 BB			C B B F X 2-2 HR		B B B C B 4-1 E 1B BB		B B B B 4-0 1-2 F8 BB	1	2	1	1	3	0	0
(7, 3)																
Greg Maddux, R (1, 1)		F B C X 1-2 ③ G5-3			X 0-0 1B 1B		C D X 1-1 E6 1B 1-2		X 0-0 ② F8 1-2 2-3	1	0	0	0	0	0	2
Michael Gardner, R (3, 1)										0	0	0	0	0	0	0
84 Tom King, R (5, PH) OBP: 1.000, SLG: 1.000										1	0	1	0	0	0	0
Sean Kazmar Jr., R (5, 5) OBP: 0.200, SLG: 0.200										2	0	0	0	0	0	3
Inning Stats	R: 0 E: 0 K: 1 S: 10 H: 1 LOB: 1 BB: 0 P: 15	R: 0 E: 0 K: 0 S: 8 H: 1 LOB: 2 BB: 2 P: 20	R: 0 E: 0 K: 1 S: 8 H: 0 LOB: 0 BB: 0 P: 16	R: 0 E: 0 K: 0 S: 5 H: 0 LOB: 0 BB: 0 P: 7	R: 1 E: 0 K: 0 S: 9 H: 3 LOB: 1 BB: 0 P: 15	R: 0 E: 0 K: 2 S: 8 H: 0 LOB: 0 BB: 0 P: 10	R: 1 E: 1 K: 0 S: 12 H: 1 LOB: 2 BB: 1 P: 20	R: 0 E: 0 K: 0 S: 3 H: 0 LOB: 0 BB: 0 P: 3	R: 0 E: 0 K: 1 S: 6 H: 1 LOB: 3 BB: 2 P: 14	1B: 5 2B: 1 3B: 0 HR: 1 SF: 0 SAC: 0 DP: 2 HBP: 0							

	AB	33
	R	2
	H	7
	RBI	2
	BB	5
	SO	5
	LOB	17

WP: 0 PB: 0 SB: 0 CS: 0 PA: 38

PITCHER		IP	WLS	BF	H	R	ER	SO	BB	IBB	HBP	BLK	WP	HR	S	P	ERA	WHIP
Jason Marquis, R ERA: 2.0	(1, 1)	4.0		15	2	0	0	2	2	0	0	0	0	0	31	58	0.00	1.000
45 Sean Marshall, L ERA: 3.24	(5, 1)	3.0	B	14	4	2	1	2	1	0	0	0	0	1	29	45	3.00	1.667
Tim Lahey, R ERA: 1.5	(8, 1)	1.0		3	0	0	0	0	0	0	0	0	0	0	3	3	0.00	0.000
49 Carlos Marmol, R ERA:	(9, 1)	1.0	W	6	1	0	0	1	2	0	0	0	0	0	6	14	0.00	3.000

PITCHER	IP	WLS	BF	H	R	ER	SO	BB	IBB	HBP	BLK	WP	HR	S	P	ERA	WHIP

San Diego Padres @ Chicago Cubs

Hohokam Park, Mesa, AZ

Thu Mar 13 2008, 4:05 PM EDT

Att. 12,809 - Partly Cloudy - 76 F

BOTTOM

Batter	1	2	3	4	5	6	7	8	9	AB	R	H	RBI	BB	SO	LOB
2 Ryan Theriot, R (1, 6) OBP: 0.405, SLG: 0.444	BCCBX 2-2 25 G1-3 12 S 1B		BBCFBX 3-2 ① G6-3 1-2		BX 1-0 ① F9		X 0-0 12 G5-3 1B 3-H		X 0-0 33 BB 1B 1-2	4	0	2	1	0	0	1
67 Micah Hoffpauir, L (8, 3) OBP: 0.457, SLG: 0.788										1	0	1	0	0	0	0
12 Alfonso Soriano, R (1, 7) OBP: 0.391, SLG: 0.524	CFDFX 1-2 ① G5-3 1-2		CFBX 1-2 25 G6-4-3 2-3 1B		BBCBB 4-1 25 L4-3 BB		X 0-0 ② G5-3 1-2		BBBBB 4-0 1-2 2-3 BB	3	0	1	0	1	0	2
57 Andrés Blanco, S (8, 6) OBP: 0.313, SLG: 0.357										0	0	0	0	0	0	0
33 Daryle Ward, L (9, PH) OBP: 0.611, SLG: 1.118										0	0	0	0	1	0	0
Ronny Cedeno, R (9, PR) OBP: 0.208, SLG: 0.217										0	0	0	0	0	0	0
25 Derrek Lee, R (1, 3) OBP: 0.235, SLG: 0.143	FFX 0-2 ② G1-3 2-3		CX 0-1 ②③ G6-4-3 1-2f		CX 0-1 ②③ L4-3 1-1		CCC 0-3 ③ K		X 0-0 ① 3-H	4	0	0	0	0	1	5
Tim Lahey, R (8, 1)										0	0	0	0	0	0	0
49 Carlos Marmol, R (9, 1)										0	0	0	0	0	0	0
6 Alex Cintron, S (9, PH) OBP: 0.333, SLG: 0.441										1	0	1	1	0	0	0
16 Aramis Ramirez, R (1, 5) OBP: 0.375, SLG: 0.385	BCBFFFFBX 3-2 ③ F9			BX 1-0 ① G6-3		CFX 0-2 ① G5-3		SBX 1-1 ① P4		4	0	0	0	0	0	1
64 Casey McGehee, R (9, 5) OBP: 0.556, SLG: 0.706										0	0	0	0	0	0	0
1 Kosuke Fukudome, L (1, 9) OBP: 0.432, SLG: 0.407		X 0-0 ① G4-3		BCBBX 3-1 1B 27 SF7 1B		X 0-0 ② F8		SBBBBCS 3-3 ② K		4	1	1	0	0	1	0
68 Josh Kroeger, L (9, 9) OBP: 0.333, SLG: 0.500										0	0	0	0	0	0	0
Mark DeRosa, R (1, 4) OBP: 0.400, SLG: 0.444		BBX 2-0 2B		BB1 SAFE X 2-0 18 BB 1B 1-3		BBBB 4-0 BB		BX 1-0 ③ F9		3	0	2	0	1	0	0
4 Eric Patterson, L (9, 4) OBP: 0.333, SLG: 0.455										0	0	0	0	0	0	0
18 Geovany Soto, R (1, 2) OBP: 0.367, SLG: 0.280	CCBBS 2-3 ② K			BCBSBB 4-2 17 FC6-4 1-2 BB		X 0-0 ③ F8			SSS 0-3 ① K	3	0	0	0	1	2	2
27 Sam Fuld, L (1, 8) OBP: 0.400, SLG: 0.280	CBX 1-1 ③ G3-1			BX 1-0 ② SF7 3-H			X 0-0 19 E 19 G3 2 1B 1B		X 0-0 ② G3	3	1	1	1	0	0	1
Jason Marquis, L (1, 1)			BBBB 4-0 12 1B 2 G6-3 BB	X 0-0 ③ FC6-4 1-2f			X 0-0 ① G3 1-3		BBBB 4-0 33 BB 67 1B 6 1B BB	0	0	0	0	1	0	0
17 Mike Fontenot, L (4, PH) OBP: 0.343, SLG: 0.452										1	0	0	0	0	0	2
45 Sean Marshall, L (5, 1)										0	0	0	0	0	0	0
19 Matt Murton, R (7, PH) OBP: 0.410, SLG: 0.400										1	1	0	0	1	0	1
(8, 7)																
Inning Stats	R: 0 H: 1 E: 0 LOB: 1 K: 0 BB: 0 S: 16 P: 22	R: 0 H: 1 E: 0 LOB: 1 K: 1 BB: 0 S: 7 P: 12	R: 0 H: 1 E: 0 LOB: 1 K: 0 BB: 1 S: 8 P: 16	R: 1 H: 2 E: 0 LOB: 2 K: 0 BB: 1 S: 8 P: 19	R: 0 H: 0 E: 0 LOB: 0 K: 0 BB: 1 S: 4 P: 9	R: 0 H: 0 E: 0 LOB: 1 K: 0 BB: 1 S: 5 P: 9	R: 1 H: 2 E: 1 LOB: 1 K: 1 BB: 0 S: 7 P: 7	R: 0 H: 0 E: 0 LOB: 0 K: 1 BB: 0 S: 6 P: 11	R: 1 H: 2 E: 0 LOB: 2 K: 1 BB: 2 S: 6 P: 14	1B: 8 SF: 1 2B: 2 SAC: 0 3B: 0 DP: 2 HR: 0 HBP: 0						

PITCHER		IP	WLS	BF	H	R	ER	SO	BB	IBB	HBP	BLK	WP	HR	S	P	ERA	WHIP
Greg Maddux, R ERA: 1.29	(1, 1)	2.0		8	2	0	0	1	0	0	0	0	0	0	23	34	0.00	1.000
Michael Gardner, R ERA: 6.0	(3, 1)	2.0		10	3	1	1	0	2	0	0	0	0	0	16	35	4.50	2.500
49 Wilfredo Ledezma, L ERA: 1.29	(5, 1)	4.0		15	2	1	0	2	2	0	0	0	0	0	22	36	0.00	1.000
58 Carlos Guevara, R ERA: 6.75	(9, 1)	0.2	L	6	2	1	1	1	2	0	0	0	0	0	6	14	13.50	6.000

PITCHER	IP	WLS	BF	H	R	ER	SO	BB	IBB	HBP	BLK	WP	HR	S	P	ERA	WHIP

livebaseballscorecards.com

AB	32
R	3
H	9
RBI	3
BB	6
SO	4
LOB	15

WP: 0 PA: 39
PB: 0
SB: 1
CS: 0

Batter	1	2	3	4	5	6	7	8	9	AB	R	H	RBI	BB	SO	LOB
6 Maicer Izturis, S (1, 6) OBP: 0.464, SLG: 0.583	G4-3	BBB 47 3B 1-2 BB		G5-3			SSS K		1B	4	1	1	0	1	1	0
47 Howie Kendrick, R (1, 4) OBP: 0.324, SLG: 0.417 65 Sean Rodríguez, R (7, 4) OBP: 0.158, SLG: 0.389	F9	1-H 2-H 3B		SSS K			SSS K		F7	4 1	0 0	1 0	2 0	0 0	2 0	0 1
27 Vladimir Guerrero, R (1, 9) OBP: 0.296, SLG: 0.556 25 Peter Bourjos, R (5, 8) OBP: 0.450, SLG: 0.650	G6-3	SSS K		F8			BB 1B		P5	3 2	0 0	0 1	0 0	0 0	1 0	1 1
Casey Kotchman, L (1, 3) OBP: 0.318, SLG: 0.381 Chris Pettit, R (6, 9)	E1 44 3B BB				F7		BBB 1-2 BB			2 0	1 0	0 0	0 0	1 1	0 0	0 0
44 Mike Napoli, R (1, 2) OBP: 0.263, SLG: 0.389 46 Bobby Wilson, R (8, 2) OBP: 0.333, SLG: 0.333	1-H 32 2B 3B SSS K				G6-3		CCC K			4 0	1 0	1 0	1 0	0 0	2 0	4 0
32 Dee Brown, L (1, 7) OBP: 0.350, SLG: 0.389 34 Brad Coon, L (8, 7) OBP: 0.500, SLG: 1.000	3-H 3 HR 2B	WP 1B			G4-3			G3		4 0	1 0	2 0	1 0	0 0	0 0	0 0
3 Brandon Wood, R (1, 5) OBP: 0.152, SLG: 0.438	2-H HR	SSS K				G4-3 19 L6-5 2B		G6-3		4	1	2	2	0	1	1
Nathan Haynes, L (1, 8) OBP: 0.364, SLG: 0.316 (5, 9) 83 Darren O'Day, R (6, 1) 2 Erick Aybar, S (8, PH) OBP: 0.379, SLG: 0.542 63 Rich Thompson, R (8, 1)	54 FC1-5 2B	SSS K 1-2				G4-3 2-3		G3		3 0 1 0	0 0 0 0	1 0 0 0	0 0 0 0	0 0 0 0	1 0 0 0	2 0 0 0
54 Ervin Santana, R (1, 1) 19 Kendrys Morales, S (6, PH) OBP: 0.432, SLG: 0.516 (6, 3)	FC1-5 6 BB 47 3B 2-3	SCS K				L6-5 3-3			SSS K	2 2	1 0	0 0	0 0	0 0	1 1	2 1
Inning Stats	R: 0 E: 0 K: 0 S: 3 H: 0 LOB: 0 BB: 0 P: 3	R: 6 E: 1 K: 2 S: 13 H: 5 LOB: 2 BB: 2 P: 21	R: 0 E: 0 K: 3 S: 10 H: 1 LOB: 1 BB: 0 P: 10	R: 0 E: 0 K: 1 S: 5 H: 0 LOB: 0 BB: 0 P: 5	R: 0 E: 0 K: 0 S: 3 H: 0 LOB: 0 BB: 0 P: 3	R: 0 E: 0 K: 0 S: 3 H: 1 LOB: 0 BB: 0 P: 3	R: 0 E: 0 K: 3 S: 10 H: 1 LOB: 2 BB: 1 P: 14	R: 0 E: 0 K: 0 S: 3 H: 0 LOB: 0 BB: 0 P: 3	R: 0 E: 0 K: 1 S: 6 H: 1 LOB: 1 BB: 0 P: 6	1B: 3 2B: 4 3B: 2 HR: 1 SF: 0 SAC: 0 DP: 1 HBP: 0						

PITCHER		IP	WLS	BF	H	R	ER	SO	BB	IBB	HBP	BLK	WP	HR	S	P	ERA	WHIP
46 Ryan Dempster, R ERA: 6.75	(1, 1)	1.2	L	13	5	6	5	1	2	0	0	0	0	1	13	21	27.00	4.200
43 Michael Wuertz, R ERA:	(2, 1)	1.1		5	1	0	0	4	0	0	0	0	1	0	13	13	0.00	0.750
34 Kerry Wood, R ERA: 4.5	(4, 1)	1.0		3	0	0	0	1	0	0	0	0	0	0	5	5	0.00	0.000
32 Jon Lieber, R ERA: 1.8	(5, 1)	4.0		14	2	0	0	3	1	0	0	0	0	0	19	23	0.00	0.750
58 Jose Ascanio, R ERA: 6.43	(9, 1)	1.0		4	1	0	0	1	0	0	0	0	0	0	6	6	0.00	1.000

PITCHER	IP	WLS	BF	H	R	ER	SO	BB	IBB	HBP	BLK	WP	HR	S	P	ERA	WHIP

TOP

Los Angeles Angels @ Chicago Cubs

Hohokam Park, Mesa, AZ

Fri Mar 14 2008, 4:05 PM EDT

Att. 12,837 - Sunny - 78 F

livebaseballscorecards.com

AB	36
R	6
H	9
RBI	6
BB	3
SO	10
LOB	13

WP: 1	PA: 39		
PB: 0			
SB: 0			
CS: 0			

Batter	1	2	3	4	5	6	7	8	9	AB	R	H	RBI	BB	SO	LOB
4 Eric Patterson, L (1, 8) OBP: 0.379, SLG: 0.462	BBBB 4-0 12 2B BB	X 0-0 E4 12 S		SSS 0-3 ③ K		X 0-0 1-2 1B			X 0-0 68 CS 1B	4	1	2	0	1	1	0
12 Alfonso Soriano, R (1, 7) OBP: 0.370, SLG: 0.520 68 Josh Kroeger, L (7, 7) OBP: 0.316, SLG: 0.474	X 0-0 25 2B 16 1B 1-H 2B	SSS 0-3 ③ K 1-2			X 0-0 ① G5-3	SSS 0-3 ③ K			SCC 0-3 ②③ K 1-2	4 1	1 0	1 0	1 0	0 0	2 1	3 1
25 Derrek Lee, R (1, 3) OBP: 0.263, SLG: 0.281 67 Micah Hoffpauir, L (8, 3) OBP: 0.457, SLG: 0.788	X 0-0 16 1B 1 FC4-6 2-3 2B	X 0-0 ① G6-3		X 0-0 16 K2-3 3B		SSS 0-3 ① K				4 0	2 0	2 0	0 0	0 0	1 0	0 0
16 Aramis Ramirez, R (1, 5) OBP: 0.421, SLG: 0.400 64 Casey McGehee, R (6, 5) OBP: 0.526, SLG: 0.667	X 0-0 1 FC4-6 2-3 3-H 1B	H 1-0 2B HBP			SSS 0-3 ② K2-3 3-H		X 0-0 ② F9			2 1	0 0	1 0	1 0	0 0	1 0	0 0
1 Kosuke Fukudome, L (1, 9) OBP: 0.390, SLG: 0.355 19 Matt Murton, R (8, 9) OBP: 0.410, SLG: 0.400	X 0-0 ① FC4-6 E 1-2f 3-H	X 0-0 ② P6			X 0-0 ③ G3		X 0-0 ③ G3-1			4 0	0 0	0 0	1 0	0 0	0 0	2 0
Mark DeRosa, R (1, 4) OBP: 0.385, SLG: 0.500 2 Ryan Theriot, R (8, 6) OBP: 0.395, SLG: 0.432	B X 1-0 ② P4 1-2	X 0-0 1-3 2B				SSS 0-3 ① K		X 0-0 ① G5-3		3 1	0 0	1 0	0 0	0 0	1 0	1 0
6 Alex Cintron, S (1, 6) OBP: 0.316, SLG: 0.417 17 Mike Fontenot, L (6, PH) OBP: 0.324, SLG: 0.424 (7, 6) (8, 4)	X 0-0 ③ F7	X 0-0 ③ G4-3				X 0-0 ② F8		X 0-0 ② G6-3		2 2	0 0	0 0	0 0	0 0	0 0	3 0
Henry Blanco, R (1, 2) OBP: 0.222, SLG: 0.353		X 0-0 ① P6		CCC 0-3 ① K		X 0-0 HR		X 0-0 ③ F9		4	1	1	1	0	1	0
46 Ryan Dempster, R (1, 1) 43 Michael Wuertz, R (2, 1) 34 Kerry Wood, R (4, 1) 27 Sam Fuld, L (4, PH) OBP: 0.389, SLG: 0.269 32 Jon Lieber, L (5, 1) OBP: 1.000, SLG: 1.000 58 Jose Ascanio, R (9, 1) 33 Daryle Ward, L (9, PH) OBP: 0.579, SLG: 1.056		CCC 0-3 ② K		X 0-0 ② G3-1		X 0-0 4 1B 1B			CCC 0-3 ① K	0 1 0 1 1 0 1	0 0 0 0 0 0 0	0 0 0 0 1 0 0	0 0 0 0 0 0 0	0 0 0 0 0 0 0	0 1 0 0 0 0 1	0 0 0 0 0 0 0
Inning Stats	R: 3 H: 3 E: 0 LOB: 1 K: 0 BB: 1 S: 6 P: 11	R: 0 H: 0 E: 1 LOB: 1 K: 2 BB: 0 S: 8 P: 8	R: 0 H: 1 E: 0 LOB: 2 K: 0 BB: 0 S: 4 P: 5	R: 0 H: 0 E: 0 LOB: 0 K: 2 BB: 0 S: 7 P: 7	R: 1 H: 1 E: 0 LOB: 0 K: 1 BB: 0 S: 6 P: 6	R: 1 H: 3 E: 0 LOB: 2 K: 2 BB: 0 S: 10 P: 10	R: 0 H: 0 E: 0 LOB: 0 K: 1 BB: 0 S: 5 P: 5	R: 0 H: 0 E: 0 LOB: 0 K: 0 BB: 0 S: 3 P: 3	R: 0 H: 1 E: 0 LOB: 0 K: 2 BB: 0 S: 7 P: 7	1B: 4 SF: 0 2B: 3 SAC: 0 3B: 1 DP: 0 HR: 1 HBP: 1						

PITCHER	IP	WLS	BF	H	R	ER	SO	BB	IBB	HBP	BLK	WP	HR	S	P	ERA	WHIP
54 Ervin Santana, R (1, 1) ERA: 7.9	5.0	W	23	5	4	4	5	1	0	1	0	0	0	31	37	7.20	1.200
83 Darren O'Day, R (6, 1) ERA: 0.79	2.0	H	9	3	1	1	3	0	0	0	0	0	1	15	15	4.50	1.500
63 Rich Thompson, R (8, 1) ERA: 3.86	2.0	S	6	1	0	0	2	0	0	0	0	0	0	10	10	0.00	0.500

PITCHER	IP	WLS	BF	H	R	ER	SO	BB	IBB	HBP	BLK	WP	HR	S	P	ERA	WHIP

BOTTOM

Los Angeles Angels @ Chicago Cubs

Hohokam Park, Mesa, AZ

Fri Mar 14 2008, 4:05 PM EDT
Att. 12,837 - Sunny - 78 F

livebaseballscorecards.com

AB	36
R	5
H	9
RBI	4
BB	1
SO	10
LOB	10

WP: 0	PA: 38		
PB: 0			
SB: 1			
CS: 1			

Batter	1	2	3	4	5	6	7	8	9	AB	R	H	RBI	BB	SO	LOB
2 Ryan Theriot, R (1, 6) OBP: 0.349, SLG: 0.381	G4-3		G6-3	G4-3			G4-3		G4-3 1-2	5	0	0	0	0	0	1
Mark DeRosa, R (1, 4) OBP: 0.353, SLG: 0.400	G5-3		BBBB 4-0 33 WP 67 1B 33 1B BB		G6-3			G5-3		3	1	0	0	1	0	0
67 Micah Hoffpauir, L (1, 3) OBP: 0.487, SLG: 0.811	2B		1-2 33 1B 1B		SSC 0-3 K			1 1B		4	0	3	0	0	1	0
33 Daryle Ward, L (1, 10) OBP: 0.522, SLG: 0.909	G4-3		B X 1-0 1-2 2-H 1B		SSS 0-3 K			L6		4	0	1	1	0	1	2
1 Kosuke Fukudome, L (1, 9) OBP: 0.378, SLG: 0.343 Jonathan Wyatt, L (8, 9) OBP: 1.000, SLG: 1.000		F8	L7			G3		1-2 19 FC4 1B		4 0	0 0	1 0	0 0	0 0	0 0	2 0
19 Matt Murton, R (1, 7) OBP: 0.419, SLG: 0.410		E1 18 G6-3 64 2B 1B	G3			64 CS 1B		FC4 1-2f		4	1	2	0	0	0	4
18 Geovany Soto, R (1, 2) OBP: 0.353, SLG: 0.276 Matt Matulia, S (9, PR)		G6-3 2-3		SSS 0-3 K		F7			15 FC3-6 1B	4 0	0 0	1 0	0 0	0 0	1 0	2 0
64 Casey McGehee, R (1, 5) OBP: 0.522, SLG: 0.818		3-H 2B		BBBSX 3-1 HR		B 1-0 CS 1-2	G4-3		F9	4	1	2	2	0	0	1
27 Sam Fuld, L (1, 8) OBP: 0.368, SLG: 0.250 15 Andres Torres, S (5, 8) OBP: 0.231, SLG: 0.417		L4	G4-3				B1-3		FC3-6 2 DI 1-2f	2 2	0 0	0 0	0 0	0 0	0 0	1 1
Inning Stats	R: 0 E: 0 K: 0 S: 4 H: 1 LOB: 1 BB: 0 P: 4	R: 1 E: 1 K: 0 S: 5 H: 2 LOB: 1 BB: 0 P: 5	R: 1 E: 0 K: 0 S: 5 H: 2 LOB: 2 BB: 1 P: 10	R: 1 E: 0 K: 1 S: 7 H: 1 LOB: 0 BB: 0 P: 10	R: 0 E: 0 K: 2 S: 7 H: 0 LOB: 0 BB: 0 P: 7	R: 0 E: 0 K: 0 S: 3 H: 1 LOB: 0 BB: 0 P: 4	R: 0 E: 0 K: 0 S: 3 H: 0 LOB: 0 BB: 0 P: 3	R: 0 E: 0 K: 0 S: 5 H: 2 LOB: 2 BB: 0 P: 5	R: 0 E: 0 K: 0 S: 4 H: 1 LOB: 2 BB: 0 P: 5	1B: 7 2B: 2 3B: 0 HR: 1	SF: 0 SAC: 0 DP: 0 HBP: 0						

PITCHER		IP	WLS	BF	H	R	ER	SO	BB	IBB	HBP	BLK	WP	HR	S	P	ERA	WHIP
Nick Masset, R ERA: 4.05	(1, 1)	4.1		20	6	3	3	1	1	0	0	0	1	1	22	30	6.23	1.615
57 Boone Logan, L ERA: 6.75	(5, 1)	1.0		4	1	0	0	2	0	0	0	0	0	0	8	8	0.00	1.000
71 Scott Linebrink, R ERA: 4.05	(6, 1)	1.2	W	4	0	0	0	0	0	0	0	0	0	0	4	5	0.00	0.000
53 D.J. Carrasco, R ERA: 1.29	(8, 1)	2.0	S	9	3	0	0	0	0	0	0	0	0	0	9	10	0.00	1.500

PITCHER	IP	WLS	BF	H	R	ER	SO	BB	IBB	HBP	BLK	WP	HR	S	P	ERA	WHIP

TOP

Chicago Cubs @ Chicago White Sox

Tucson Electric Park, Tucson, AZ

Sat Mar 15 2008, 4:05 PM EDT

Att. 11,328 - Partly Cloudy - 68 F

livebaseballscorecards.com

AB	36
R	3
H	10
RBI	3
BB	1
SO	3
LOB	14

WP: 1 PB: 0 SB: 0 CS: 1 PA: 38

Chicago Cubs @ Chicago White Sox

Tucson Electric Park, Tucson, AZ

Sat Mar 15 2008, 4:05 PM EDT

Att. 11,328 - Partly Cloudy - 68 F

livebaseballscorecards.com

BOTTOM

Batter	1	2	3	4	5	6	7	8	9	AB	R	H	RBI	BB	SO	LOB
68 Jason Bourgeois, R (1, 8) OBP: 0.463, SLG: 0.441 74 Miguel Negron, L (8, 8) OBP: 0.387, SLG: 0.393	BBBB 4-0 25 G3-1 S 14 1B BB		X 0-0 F7 2-H 1B		BBBB 4-0 S BB		X 0-0 ① P4			2 1 1 1 2 0 2 0 0 0 0 0 0 0						
Orlando Cabrera, R (1, 6) OBP: 0.235, SLG: 0.273 10 Alexei Ramirez, R (7, 6) OBP: 0.382, SLG: 0.563	BX 1-0 ① G6-3 1-2		X 0-0 ② F7 2-3		BBX 2-0 ② G6-3 1-3		X 0-0 ② SF8 2-3 3-H			3 0 0 0 0 0 3 0 0 0 1 0 0 0						
25 Jim Thome, L (1, 10) OBP: 0.388, SLG: 0.417	X 0-0 ② G3-1 2-3		BBBB 4-0 14 FC5-4 BB		SSS 0-3 ③ K		SBBX 2-1 3-H HR			3 1 1 2 1 1 2						
14 Paul Konerko, R (1, 3) OBP: 0.415, SLG: 0.526	X 0-0 CS 3-H 1B		X 0-0 ③ FC5-4 1-2f			X 0-0 ① L4	SSC 0-3 ③ K			4 0 1 1 0 1 2						
Nick Swisher, S (1, 7) OBP: 0.386, SLG: 0.700	B 1-0 ③ CS 1-2	X 0-0 ① L9		BBBB 4-0 BB		X 0-0 ② G6-3		X 0-0 ① F8		3 0 0 0 1 0 0						
23 Jermaine Dye, R (1, 9) OBP: 0.308, SLG: 0.444		X 0-0 ② L7		X 0-0 ① F9		X 0-0 1B		X 0-0 ② F8		4 0 1 0 0 0 1						
12 A.J. Pierzynski, L (1, 2) OBP: 0.233, SLG: 0.310 65 Paul Phillips, R (6, 2) OBP: 0.294, SLG: 0.294		X 0-0 ③ G4-3		SSC 0-3 ② K		SSC 0-3 ③ K		SSS 0-3 ③ K		2 0 0 0 0 1 1 2 0 0 0 0 2 1						
24 Joe Crede, R (1, 5) OBP: 0.167, SLG: 0.250 88 Fernando Cortez, L (8, 5)			X 0-0 ① F9	X 0-0 ③ G5-3			X 0-0 5 E 10 SF8 2B			3 1 1 0 0 0 1 0 0 0 0 0 0 0						
5 Juan Uribe, R (1, 4) OBP: 0.387, SLG: 0.500 67 Mike Rouse, L (8, 4) OBP: 0.286, SLG: 0.250			X 0-0 68 1B 2B		X 0-0 ① G6-3		X 0-0 E8 10 SF8 25 HR 2-3 1B			3 2 2 0 0 0 0 0 0 0 0 0 0 0						
Inning Stats	R: 1 H: 1 E: 0 LOB: 0 K: 0 BB: 1 S: 3 P: 9	R: 0 H: 0 E: 0 LOB: 0 K: 0 BB: 0 S: 3 P: 3	R: 1 H: 2 E: 0 LOB: 2 K: 0 BB: 1 S: 5 P: 9	R: 0 H: 0 E: 0 LOB: 1 K: 1 BB: 1 S: 5 P: 9	R: 0 H: 0 E: 0 LOB: 1 K: 1 BB: 1 S: 5 P: 11	R: 0 H: 1 E: 0 LOB: 1 K: 1 BB: 0 S: 6 P: 6	R: 3 H: 3 E: 1 LOB: 0 K: 1 BB: 0 S: 9 P: 11	R: 0 H: 0 E: 0 LOB: 0 K: 1 BB: 0 S: 5 P: 5		1B: 4 SF: 1 2B: 2 SAC: 0 3B: 0 DP: 0 HR: 1 HBP: 0					WP: 0 PA: 35 PB: 0 SB: 3 CS: 1	

	AB	29
	R	5
	H	7
	RBI	5
	BB	4
	SO	5
	LOB	13

PITCHER		IP	WLS	BF	H	R	ER	SO	BB	IBB	HBP	BLK	WP	HR	S	P	ERA	WHIP
53 Rich Hill, L ERA: 6.35	(1, 1)	3.2		16	3	2	2	1	3	0	0	0	0	0	15	29	4.91	1.636
Tim Lahey, R ERA: 1.23	(4, 1)	1.1	H	5	0	0	0	1	1	0	0	0	0	0	6	12	0.00	0.750
60 Les Walrond, L ERA: 12.27	(6, 1)	1.0	H	4	1	0	0	1	0	0	0	0	0	0	6	6	0.00	1.000
48 Neal Cotts, L ERA: 12.0	(7, 1)	1.0	L	6	3	3	3	1	0	0	0	0	0	1	9	11	27.00	3.000
22 Kevin Hart, R ERA: 2.7	(8, 1)	1.0		3	0	0	0	1	0	0	0	0	0	0	5	5	0.00	0.000

PITCHER	IP	WLS	BF	H	R	ER	SO	BB	IBB	HBP	BLK	WP	HR	S	P	ERA	WHIP

Batter	1	2	3	4	5	6	7	8	9	AB	R	H	RBI	BB	SO	LOB
77 Reggie Willits, S (1, 8) OBP: 0.367, SLG: 0.385	L4			G4-3		K			G6-3	3	0	0	0	0	1	1
25 Peter Bourjos, R (7, 8) OBP: 0.429, SLG: 0.619										1	0	0	0	0	0	0
2 Erick Aybar, S (1, 6) OBP: 0.371, SLG: 0.633	G4-3			P5			HR		G6-3	3	1	1	1	0	0	0
12 Andrew Romine, S (8, 6)										1	0	0	0	0	0	0
32 Dee Brown, L (1, 7) OBP: 0.360, SLG: 0.364	G3			K			K			3	0	0	0	0	2	0
19 Kendrys Morales, S (1, 3) OBP: 0.439, SLG: 0.500		5 G6-4-3 BB			P6		46 CS 1B			2	0	1	0	1	0	0
5 Jeff Mathis, R (1, 2) OBP: 0.458, SLG: 0.368		G6-4-3 1-2f			4-2 G3-6-3 BB		K 1-2			1	0	0	0	1	0	1
46 Bobby Wilson, R (6, 2) OBP: 0.308, SLG: 0.308										1	0	0	0	0	1	1
Nathan Haynes, L (1, 9) OBP: 0.333, SLG: 0.261		K			G3-6-3 1-2f			F8		3	0	0	0	0	1	1
3 Brandon Wood, R (1, 5) OBP: 0.139, SLG: 0.400			P3			F7		K		3	0	0	0	0	1	0
65 Sean Rodríguez, R (1, 4) OBP: 0.167, SLG: 0.435			K			3B		K		3	0	1	0	0	2	0
79 Nick Green, R (1, 1)			K			K			K	1	0	0	0	0	1	0
89 Kasey Olenberger, R (4, 1)										1	0	0	0	0	1	1
68 Jeff Kennard, R (7, 1)										0	0	0	0	0	0	0
55 Matt Wilhite, R (8, 1)										0	0	0	0	0	0	0
90 Mark Trumbo, R (9, PH) OBP: 0.286, SLG: 0.429										1	0	0	0	0	1	0
Inning Stats	R: 0 E: 0 K: 0 S: 3 H: 0 LOB: 0 BB: 0 P: 3	R: 0 E: 0 K: 1 S: 4 H: 0 LOB: 0 BB: 1 P: 11	R: 0 E: 0 K: 2 S: 7 H: 0 LOB: 0 BB: 0 P: 7	R: 0 E: 0 K: 1 S: 5 H: 0 LOB: 0 BB: 0 P: 5	R: 0 E: 0 K: 0 S: 4 H: 0 LOB: 0 BB: 1 P: 8	R: 0 E: 0 K: 2 S: 11 H: 1 LOB: 1 BB: 0 P: 12	R: 1 E: 0 K: 2 S: 9 H: 2 LOB: 1 BB: 0 P: 14	R: 0 E: 0 K: 2 S: 9 H: 0 LOB: 0 BB: 0 P: 10	R: 0 E: 0 K: 1 S: 5 H: 0 LOB: 0 BB: 0 P: 7	1B: 1 2B: 1 3B: 1 HR: 1 SF: 0 SAC: 0 DP: 3 HBP: 0	WP: 0 PB: 0 SB: 0 CS: 1 PA: 29					

PITCHER	IP	WLS	BF	H	R	ER	SO	BB	IBB	HBP	BLK	WP	HR	S	P	ERA	WHIP
38 Carlos Zambrano, R (1, 1) ERA: 0.6	6.0	W	19	1	0	0	6	2	0	0	0	0	0	34	46	0.00	0.500
49 Carlos Marmol, R (7, 1) ERA: 1.29	1.0	H	4	2	1	1	2	0	0	0	0	0	1	9	14	9.00	2.000
43 Michael Wuertz, R (8, 1) ERA:	1.0	H	3	0	0	0	2	0	0	0	0	0	0	9	10	0.00	0.000
34 Kerry Wood, R (9, 1) ERA: 3.86	1.0	S	3	0	0	0	1	0	0	0	0	0	0	5	7	0.00	0.000

PITCHER	IP	WLS	BF	H	R	ER	SO	BB	IBB	HBP	BLK	WP	HR	S	P	ERA	WHIP

TOP

Los Angeles Angels @ Chicago Cubs

Hohokam Park, Mesa, AZ

Sun Mar 16 2008, 4:05 PM EDT

Att. 12,771 - Partly Cloudy - 55 F

livebaseballscorecards.com

AB	27
R	1
H	3
RBI	1
BB	2
SO	11
LOB	5

BOTTOM

Los Angeles Angels @ Chicago Cubs

Hohokam Park, Mesa, AZ

Sun Mar 16 2008, 4:05 PM EDT
Att. 12,771 - Partly Cloudy - 55 F

livebaseballscorecards.com

Batter	1	2	3	4	5	6	7	8	9	AB	R	H	RBI	BB	SO	LOB
4 Eric Patterson, L (1, 4) OBP: 0.364, SLG: 0.433	C C C 0-3 ① K		X 0-0 25 FC4 12 1B 16 1B 1-2 1B		X 0-0 ② F8		X 0-0 ③ G1-3			4	1	1	0	0	1	0
12 Alfonso Soriano, R (1, 7) OBP: 0.419, SLG: 0.655	X 0-0 ② P4		C X 0-1 25 E 1-2 2-3 1B		X 0-0 1B			B C B F X 2-2 HR		4	1	3	1	0	0	0
25 Derrek Lee, R (1, 3) OBP: 0.262, SLG: 0.306	X 0-0 ③ F9		F B X 1-1 ② FC4 16 1B 1-3 2-3 3-H		X 0-0 ③ F9			X 0-0 67 G4-3 2B		4	0	1	1	0	0	3
16 Aramis Ramirez, R (1, 5) OBP: 0.391, SLG: 0.368		X 0-0 ① F8	X 0-0 1-3 3-H 1B			X 0-0 ① F9		S S S 0-3 ① K		4	0	1	1	0	1	1
67 Micah Hoffpauir, L (1, 9) OBP: 0.442, SLG: 0.732		C B B F B X 2-2 ② G3	X 0-0 ③ F7			X 0-0 ② G4-3		X 0-0 ② G4-3 2-3		4	0	0	0	0	0	3
17 Mike Fontenot, L (1, 6) OBP: 0.341, SLG: 0.500		F B B F B X 3-2 HR		X 0-0 ① G4-3		C B B S B F B 4-2 BB		C F B X 1-2 ③ F7		3	1	1	1	1	0	1
20 Felix Pie, L (1, 8) OBP: 0.371, SLG: 0.548 49 Carlos Marmol, R (7, 1) 43 Michael Wuertz, R (8, 1) 34 Kerry Wood, R (9, 1)		B F C C 1-3 ③ K		X 0-0 ② F9		S B 1 SAFE F X 1-2 ③ G4-3				3 0 0 0	0 0 0 0	0 0 0 0	0 0 0 0	0 0 0 0	1 0 0 0	1 0 0 0
Henry Blanco, R (1, 2) OBP: 0.238, SLG: 0.350			X 0-0 38 FC2-6 1B	X 0-0 ③ G5-3			X 0-0 ① F8			3	0	1	0	0	0	0
38 Carlos Zambrano, S (1, 1) OBP: 0.200, SLG: 0.800 27 Sam Fuld, L (7, 8) OBP: 0.359, SLG: 0.241			M X 0-1 ① FC2-6 12 4 1B 1B 25 FC4 1-2f		X 0-0 ① F7		X 0-0 ② G4-3			2 1	1 0	0 0	0 0	0 0	0 0	1 0
Inning Stats	R: 0 E: 0 K: 1 S: 5 H: 0 LOB: 0 BB: 0 P: 5	R: 1 E: 0 K: 1 S: 10 H: 1 LOB: 0 BB: 0 P: 16	R: 2 E: 1 K: 0 S: 10 H: 4 LOB: 2 BB: 0 P: 11	R: 0 E: 0 K: 0 S: 3 H: 0 LOB: 0 BB: 0 P: 3	R: 0 E: 0 K: 0 S: 4 H: 1 LOB: 1 BB: 0 P: 4	R: 0 E: 0 K: 0 S: 8 H: 0 LOB: 1 BB: 1 P: 13	R: 0 E: 0 K: 0 S: 3 H: 0 LOB: 0 BB: 0 P: 3	R: 1 E: 0 K: 1 S: 11 H: 2 LOB: 1 BB: 0 P: 14		1B: 5 2B: 1 3B: 0 HR: 2	SF: 0 SAC: 0 DP: 0 HBP: 0						

	AB	32
	R	4
	H	8
	RBI	4
	BB	1
	SO	3
	LOB	10

PITCHER		IP	WLS	BF	H	R	ER	SO	BB	IBB	HBP	BLK	WP	HR	S	P	ERA	WHIP
79 Nick Green, R ERA: 5.4	(1, 1)	3.0	L	14	5	3	3	2	0	0	0	0	0	1	25	32	9.00	1.667
89 Kasey Olenberger, R ERA: 2.79	(4, 1)	3.0		11	1	0	0	0	1	0	0	0	0	0	15	20	0.00	0.667
68 Jeff Kennard, R ERA: 8.31	(7, 1)	1.0		3	0	0	0	0	0	0	0	0	0	0	3	3	0.00	0.000
55 Matt Wilhite, R ERA: 5.79	(8, 1)	1.0		5	2	1	1	1	0	0	0	0	0	1	11	14	9.00	2.000

PITCHER		IP	WLS	BF	H	R	ER	SO	BB	IBB	HBP	BLK	WP	HR	S	P	ERA	WHIP

WP: 0 PB: 0 SB: 0 CS: 0 PA: 33

Kansas City Royals @ Chicago Cubs

Hohokam Park, Mesa, AZ

Tue Mar 18 2008, 4:05 PM EDT

Att. 12,772 - Sunny - 63 F

TOP

livebaseballscorecards.com

Batter	1	2	3	4	5	6	7	8	9	AB	R	H	RBI	BB	SO	LOB
9 David DeJesus, L (1, 8) OBP: 0.467, SLG: 0.528	13 G4-3 3B	G4-3			E4 13 1B		13 2B 1B	G3		4	2	2	0	0	0	2
72 Mike Aviles, R (7, 4) OBP: 0.467, SLG: 0.571										1	0	0	0	0	0	0
13 Alberto Callaspo, S (1, 5) OBP: 0.408, SLG: 0.556	G4-3		F8		24 G3-6-1 1B		24 2B 2B	G4-3		4	0	2	3	0	0	0
26 Jason Smith, L (7, PR) OBP: 0.343, SLG: 0.516 (7, 5)										1	1	0	0	0	0	0
24 Mark Teahen, L (1, 7) OBP: 0.392, SLG: 0.545	43 G6-3 1B		F8		G3-6-1		16 G4-3 FC6 2B		F9	4	1	3	1	0	0	2
54 Ken Huckaby, R (7, 2) OBP: 0.250, SLG: 0.375										1	0	0	0	0	0	0
43 Ryan Shealy, R (1, 3) OBP: 0.333, SLG: 0.576	G6-3		F8			S 1B	G4-3		K	3	0	1	0	0	0	2
16 Billy Butler, R (7, PH) OBP: 0.413, SLG: 0.610 (7, 3)										2	0	0	0	0	1	1
Esteban German, R (1, 4) OBP: 0.267, SLG: 0.325	K		L8			BB	FC6 35 BB		K2-3	4	0	0	1	1	2	3
(7, 9)																
35 Mitch Maier, L (1, 9) OBP: 0.263, SLG: 0.235		K		P3		P6	BB			3	0	0	0	1	1	2
59 Damon Hollins, R (7, 7) OBP: 0.342, SLG: 0.571										0	0	0	0	0	0	0
12 Matt Tupman, L (1, 2) OBP: 0.438, SLG: 0.385		1 BB BB		G3-1		L5	F7			2	0	0	0	1	0	2
40 Angel Berroa, R (7, PH) OBP: 0.318, SLG: 0.250 (7, 6)										1	0	0	0	0	0	2
1 Tony Pena Jr., R (1, 6) OBP: 0.333, SLG: 0.333		BB		G1-4-3		G4-3	K			3	0	0	0	1	1	4
27 Yasuhiko Yabuta, R (7, 1)										0	0	0	0	0	0	0
41 Jimmy Gobble, L (8, 1)										0	0	0	0	0	0	0
48 Joakim Soria, R (9, 1)										0	0	0	0	0	0	0
49 John Bale, L (1, 1)		K			K		9 1B 9 S 13 2B 1B	G1-3		2	0	0	0	0	2	2
66 Chin-hui Tsao, R (6, 1)										0	0	0	0	0	0	0
2 Joey Gathright, L (7, PH) OBP: 0.381, SLG: 0.395 (7, 8)										2	1	1	0	0	0	0

	AB	37
	R	5
	H	9
	RBI	5
	BB	4
	SO	7
	LOB	22

Inning Stats																																
	R: 1	H: 2	R: 0	H: 0	R: 0	H: 1	R: 0	H: 0	R: 0	H: 1	R: 0	H: 1	R: 4	H: 4	R: 0	H: 0	R: 0	H: 0	1B: 5	SF: 0	WP: 0	PA: 41
	E: 0	LOB: 1	E: 0	LOB: 2	E: 0	LOB: 1	E: 0	LOB: 0	E: 1	LOB: 1	E: 0	LOB: 2	E: 0	LOB: 2	E: 0	LOB: 0	E: 0	LOB: 0	2B: 3	SAC: 0	PB: 0	
	K: 1	BB: 0	K: 2	BB: 2	K: 0	BB: 0	K: 0	BB: 0	K: 1	BB: 0	K: 0	BB: 1	K: 1	BB: 1	K: 0	BB: 0	K: 2	BB: 0	3B: 1	DP: 1	SB: 2	
	S: 8	P: 8	S: 7	P: 15	S: 4	P: 4	S: 3	P: 3	S: 6	P: 6	S: 4	P: 8	S: 11	P: 15	S: 3	P: 3	S: 7	P: 7	HR: 0	HBP: 0	CS: 0	

PITCHER		IP	WLS	BF	H	R	ER	SO	BB	IBB	HBP	BLK	WP	HR	S	P	ERA	WHIP
Jason Marquis, R ERA: 1.93	(1, 1)	5.0		22	5	1	1	4	2	0	0	0	0	0	29	37	1.80	1.400
47 Scott Eyre, L ERA: 7.71	(6, 1)	1.0		4	0	0	0	0	1	0	0	0	0	0	3	7	0.00	1.000
Tim Lahey, R ERA: 5.87	(7, 1)	0.1	B	7	4	4	4	0	1	0	0	0	0	0	7	11	108.00	15.000
60 Les Walrond, L ERA: 10.38	(7, 1)	0.2		2	0	0	0	1	0	0	0	0	0	0	4	4	0.00	0.000
58 Jose Ascanio, R ERA: 5.63	(8, 1)	1.0		3	0	0	0	0	0	0	0	0	0	0	3	3	0.00	0.000

PITCHER		IP	WLS	BF	H	R	ER	SO	BB	IBB	HBP	BLK	WP	HR	S	P	ERA	WHIP
22 Kevin Hart, R ERA: 2.35	(9, 1)	1.0	W	3	0	0	0	2	0	0	0	0	0	0	7	7	0.00	0.000

Kansas City Royals @ Chicago Cubs

Hohokam Park, Mesa, AZ

Tue Mar 18 2008, 4:05 PM EDT

Att. 12,772 - Sunny - 63 F

BOTTOM

Batter	1	2	3	4	5	6	7	8	9	AB	R	H	RBI	BB	SO	LOB
2 Ryan Theriot, R (1, 6) OBP: 0.348, SLG: 0.378 Tim Lahey, R (7, 1) 60 Les Walrond, L (7, 1) 33 Daryle Ward, L (7, PH) OBP: 0.500, SLG: 0.870 58 Jose Ascanio, R (8, 1) 22 Kevin Hart, R (9, 1) 64 Casey McGehee, R (9, PH) OBP: 0.542, SLG: 0.826	K	G6-3				25 FC5-4 1B 1-2	K 2-3		1B 3-H	3 0 0 1 0 0 0 1	0 0 0 0 0 0 0 0	1 0 0 0 0 0 0 1	0 0 0 0 0 0 0 1	0 0 0 0 0 0 0 0	1 0 0 1 0 0 0 0	0 0 0 1 0 0 0 0
12 Alfonso Soriano, R (1, 7) OBP: 0.382, SLG: 0.594 19 Matt Murton, R (7, 7) OBP: 0.409, SLG: 0.400	F8	F9				K	G5-3			3 1	0 0	0 0	0 0	0 0	1 0	2 1
25 Derrek Lee, R (1, 3) OBP: 0.244, SLG: 0.282 67 Micah Hoffpauir, L (7, 3) OBP: 0.432, SLG: 0.714	G5-3			K		FC5-4 16 HR 1-2f 2-3		K		3 1	1 0	0 0	0 0	0 0	1 1	2 0
16 Aramis Ramirez, R (1, 5) OBP: 0.385, SLG: 0.500 6 Alex Cintron, S (7, 5) OBP: 0.333, SLG: 0.432 27 Sam Fuld, L (8, PR) OBP: 0.359, SLG: 0.241 (9, 9)		G5-3		F7		2-1 1-H 3-H HR		17 S 1B		3 1 0	1 0 0	1 1 0	3 0 0	0 0 0	0 0 0	0 0 0
1 Kosuke Fukudome, L (1, 9) OBP: 0.396, SLG: 0.351 4 Eric Patterson, L (6, PR) OBP: 0.353, SLG: 0.419 (7, 9) (9, 4)		3B 1B		G3		4-0 BB		F8		2 1	1 0	1 0	0 0	1 0	0 0	0 1
Mark DeRosa, R (1, 4) OBP: 0.400, SLG: 0.529 17 Mike Fontenot, L (7, 4) OBP: 0.333, SLG: 0.486 (9, 5)		1-H 3B			P2	4-0 1-2 BB		F9 1-2		2 1	0 0	1 0	1 0	1 0	0 0	0 1
18 Geovany Soto, R (1, 2) OBP: 0.324, SLG: 0.250 55 Koyie Hill, S (7, 2) OBP: 0.214, SLG: 0.167	K		F7	K					L6	3 1	0 0	0 0	0 0	0 0	2 0	3 0
20 Felix Pie, L (1, 8) OBP: 0.359, SLG: 0.514	G3-1		B2-3				K		3B 1B	4	1	1	0	0	1	1
Jason Marquis, L (1, 1) 47 Scott Eyre, L (6, 1) Ronny Cedeno, R (6, PH) OBP: 0.296, SLG: 0.423 (7, 6)		P2				25 FC5-4 2 1B 16 HR 1B	33 WP 2B		1-H 64 1B 3B	1 0 3	0 0 2	0 0 3	0 0 1	0 0 0	0 0 0	0 0 0
Inning Stats	R: 0 E: 0 K: 1 S: 5 H: 0 LOB: 0 BB: 0 P: 5	R: 1 E: 0 K: 1 S: 7 H: 2 LOB: 1 BB: 0 P: 7	R: 0 E: 0 K: 0 S: 3 H: 0 LOB: 0 BB: 0 P: 3	R: 0 E: 0 K: 1 S: 5 H: 0 LOB: 0 BB: 0 P: 5	R: 0 E: 0 K: 0 S: 3 H: 0 LOB: 0 BB: 0 P: 3	R: 3 E: 0 K: 2 S: 11 H: 3 LOB: 2 BB: 2 P: 21	R: 0 E: 0 K: 2 S: 8 H: 1 LOB: 1 BB: 0 P: 9	R: 0 E: 0 K: 1 S: 7 H: 1 LOB: 2 BB: 0 P: 7	R: 2 E: 0 K: 0 S: 4 H: 3 LOB: 1 BB: 0 P: 4	1B: 6 2B: 1 3B: 2 HR: 1 SF: 0 SAC: 0 DP: 0 HBP: 0						

PITCHER	IP	WLS	BF	H	R	ER	SO	BB	IBB	HBP	BLK	WP	HR	S	P	ERA	WHIP
49 John Bale, L (1, 1) ERA: 4.91	5.2		23	5	4	4	4	1	0	0	0	0	1	31	37	6.35	1.059
66 Chin-hui Tsao, R (6, 1) ERA: 9.0	0.1		2	0	0	0	1	1	0	0	0	0	0	3	7	0.00	3.000
27 Yasuhiko Yabuta, R (7, 1) ERA: 8.31	1.2	H	7	2	0	0	3	0	0	0	0	1	0	13	14	0.00	1.200
41 Jimmy Gobble, L (8, 1) ERA: 5.4	0.1	H	1	0	0	0	0	0	0	0	0	0	0	2	2	0.00	0.000
48 Joakim Soria, R (9, 1) ERA: 5.4	0.1	L	4	3	2	2	0	0	0	0	0	0	0	4	4	54.00	9.000

PITCHER	IP	WLS	BF	H	R	ER	SO	BB	IBB	HBP	BLK	WP	HR	S	P	ERA	WHIP

livebaseballscorecards.com

AB	35
R	6
H	10
RBI	6
BB	2
SO	8
LOB	12

WP: 1 PA: 37
PB: 0
SB: 2
CS: 0

Batter	1	2	3	4	5	6	7	8	9	AB	R	H	RBI	BB	SO	LOB
4 Eric Patterson, L (1, 8) OBP: 0.368, SLG: 0.429	0-0 17 SH3 67 G4-3 17 S 1B		0-0 ① G3-4-1		0-0 17 G3-6-1 1-2 1B			0-0 ① G4-3		4	1	2	0	0	0	0
17 Mike Fontenot, L (1, 4) OBP: 0.311, SLG: 0.450	1-0 ① SH3 1-3		0-3 ② K		0-0 ① ② G3-6-1 1-2f 2-3			0-0 ② G3		3	0	0	0	0	1	2
67 Micah Hoffpauir, L (1, 9) (7, 3) OBP: 0.417, SLG: 0.674	0-0 ② G4-3 3-H		0-0 ③ G4-3		0-0 ③ G4-3			0-0 1B		4	0	1	1	0	0	1
33 Daryle Ward, L (1, 3) OBP: 0.444, SLG: 0.769 68 Josh Kroeger, L (7, 9) OBP: 0.300, SLG: 0.450	0-3 ③ K			0-0 ① G4-3		0-0 ① P6		0-0 ③ L7		3 1	0 0	0 0	0 0	0 0	1 0	0 1
19 Matt Murton, R (1, 7) OBP: 0.396, SLG: 0.386		0-0 18 E 1B		0-0 ② F9		0-0 ② G4-3			0-3 ① K	4	1	1	0	0	1	0
18 Geovany Soto, R (1, 2) OBP: 0.317, SLG: 0.278		0-0 E4 1-H 2B		0-0 ③ F7		0-3 ③ K			0-0 ② G6-3	4	0	1	1	0	1	0
64 Casey McGehee, R (1, 5) OBP: 0.536, SLG: 0.769		0-0 ① G3-1			0-0 HR 1B		0-0 ① F9		4-0 BB	3	1	1	0	1	0	1
Ronny Cedeno, R (1, 6) OBP: 0.290, SLG: 0.500		0-0 ② F9			2-0 1-H HR		0-0 ② G5-3		0-3 ③ K	4	1	1	2	0	1	2
32 Jon Lieber, L (1, 1) OBP: 0.667, SLG: 0.667 47 Scott Eyre, L (6, 1) Yusuf Carter, R (7, PH) Bob Howry, L (7, 1) 63 Carmen Pignatiello, R (8, 1) 58 Jose Ascanio, R (9, 1)		0-3 ③ K			0-0 17 G3-6-1 4 1B 1B		0-0 ③ G5-3			2 0 1 0 0 0	0 0 0 0 0 0	1 0 0 0 0 0	0 0 0 0 0 0	0 0 0 0 0 0	1 0 0 0 0 0	1 0 0 0 0 0
Inning Stats	R: 1 E: 0 K: 1 S: 6 H: 1 LOB: 0 BB: 0 P: 7	R: 1 E: 1 K: 1 S: 7 H: 2 LOB: 1 BB: 0 P: 7	R: 0 E: 0 K: 1 S: 5 H: 0 LOB: 0 BB: 0 P: 5	R: 0 E: 0 K: 0 S: 3 H: 0 LOB: 0 BB: 0 P: 3	R: 2 E: 0 K: 0 S: 6 H: 4 LOB: 1 BB: 0 P: 8	R: 0 E: 0 K: 1 S: 5 H: 0 LOB: 0 BB: 0 P: 5	R: 0 E: 0 K: 0 S: 3 H: 0 LOB: 0 BB: 0 P: 3	R: 0 E: 0 K: 0 S: 4 H: 1 LOB: 1 BB: 0 P: 4	R: 0 E: 0 K: 2 S: 7 H: 0 LOB: 1 BB: 1 P: 11	1B: 6 2B: 1 3B: 0 HR: 1	SF: 0 SAC: 1 DP: 1 HBP: 0						

PITCHER	IP	WLS	BF	H	R	ER	SO	BB	IBB	HBP	BLK	WP	HR	S	P	ERA	WHIP
32 Kevin Correia, R (1, 1) ERA: 6.48	6.0	L	24	7	4	4	4	0	0	0	0	0	1	32	35	6.00	1.167
48 Erick Threets, L (7, 1) ERA: 3.18	1.0		3	0	0	0	0	0	0	0	0	0	0	3	3	0.00	0.000
41 Brad Hennessey, R (8, 1) ERA: 5.06	1.0		4	1	0	0	0	0	0	0	0	0	0	4	4	0.00	1.000
Jack Taschner, L (9, 1) ERA: 0.96	1.0		4	0	0	0	2	1	0	0	0	0	0	7	11	0.00	1.000

PITCHER	IP	WLS	BF	H	R	ER	SO	BB	IBB	HBP	BLK	WP	HR	S	P	ERA	WHIP

TOP

Chicago Cubs @ San Francisco Giants

Scottsdale Stadium, Scottsdale, AZ

Wed Mar 19 2008, 10:05 PM EDT

Att. 11,998 - Clear - 72 F

livebaseballscorecards.com

AB	33
R	4
H	8
RBI	4
BB	1
SO	6
LOB	8

WP: 0	PA: 35		
PB: 0			
SB: 1			
CS: 0			

Batter	1	2	3	4	5	6	7	8	9	AB	R	H	RBI	BB	SO	LOB
10 Dave Roberts, L (1, 7) OBP: 0.405, SLG: 0.447	33 G4-6-3 1B		2B		K		P6		F7	3	0	2	0	0	1	1
8 Eugenio Velez, S (7, 5) OBP: 0.333, SLG: 0.455										2	0	0	0	0	0	4
33 Aaron Rowand, R (1, 8) OBP: 0.333, SLG: 0.432	G4-6-3 1-2f		K		G4-6-3 1-2f			K		4	0	0	0	0	2	3
2 Randy Winn, S (1, 9) OBP: 0.442, SLG: 0.615	1 FC6-4 1B		F8			K		L6		4	0	1	0	0	1	1
1 Bengie Molina, R (1, 2) OBP: 0.391, SLG: 0.429	FC6-4 1-2f			G5-3		F8		G5-3		3	0	0	0	0	0	1
71 Steve Holm, R (7, 2) OBP: 0.333, SLG: 0.231										1	0	0	0	0	0	0
Ray Durham, S (1, 4) OBP: 0.500, SLG: 0.641		22 G6-3 1B		22 G6-3 40 1B BB		2B			14 F9 21 BB 2B BB	2	1	2	0	2	0	0
Mark Minicozzi, R (9, PR)										0	1	0	0	0	0	0
22 Ryan Rohlinger, R (1, 5) OBP: 0.357, SLG: 0.692	G6-3 1-2f		G6-3 1-2						2B 1-2 BB	3	0	0	0	0	1	3
48 Erick Threets, L (7, 1)										0	0	0	0	0	0	0
41 Brad Hennessey, R (8, 1)										0	0	0	0	0	0	0
Jack Taschner, L (9, 1)										0	0	0	0	0	0	0
21 Justin Leone, R (9, PH) OBP: 0.486, SLG: 0.552										0	0	0	0	1	0	0
40 Daniel Ortmeier, S (1, 3) OBP: 0.304, SLG: 0.306		3B		29 WP 2-H 1B			P6		F8	4	0	2	1	0	0	2
29 Brian Bocock, R (1, 6) OBP: 0.235, SLG: 0.170		F8		2-3			G5-3		F9 2-3	3	0	0	0	0	1	2
14 Fred Lewis, L (9, PH) OBP: 0.375, SLG: 0.396										1	0	0	0	0	0	2
32 Kevin Correia, R (1, 1) OBP: 0.500, SLG: 0.500			K		33 G4-6-3 1B				1-3 3-H 2B	2	0	1	0	0	1	0
Rajai Davis, R (7, 7) OBP: 0.400, SLG: 0.409							1B			2	0	2	1	0	0	0
Inning Stats	R: 0 H: 2 E: 0 LOB: 1 K: 0 BB: 0 S: 4 P: 4	R: 0 H: 2 E: 0 LOB: 1 K: 0 BB: 0 S: 4 P: 4	R: 0 H: 1 E: 0 LOB: 1 K: 2 BB: 0 S: 8 P: 8	R: 1 H: 1 E: 0 LOB: 1 K: 1 BB: 1 S: 6 P: 11	R: 0 H: 1 E: 0 LOB: 0 K: 1 BB: 0 S: 5 P: 5	R: 0 H: 1 E: 0 LOB: 1 K: 2 BB: 0 S: 8 P: 8	R: 0 H: 1 E: 0 LOB: 1 K: 0 BB: 0 S: 4 P: 4	R: 0 H: 0 E: 0 LOB: 0 K: 1 BB: 0 S: 5 P: 5	R: 1 H: 1 E: 0 LOB: 3 K: 0 BB: 2 S: 4 P: 12	1B: 6 SF: 0 2B: 3 SAC: 0 3B: 1 DP: 3 HR: 0 HBP: 0						

BOTTOM

Chicago Cubs @ San Francisco Giants

Scottsdale Stadium, Scottsdale, AZ

Wed Mar 19 2008, 10:05 PM EDT

Att. 11,998 - Clear - 72 F

livebaseballscorecards.com

AB	34
R	2
H	10
RBI	2
BB	3
SO	7
LOB	19

PITCHER		IP	WLS	BF	H	R	ER	SO	BB	IBB	HBP	BLK	WP	HR	S	P	ERA	WHIP
32 Jon Lieber, R ERA: 1.8	(1, 1)	5.0	W	20	7	1	1	4	1	0	0	0	1	0	27	32	1.80	1.600
47 Scott Eyre, L ERA: 6.35	(6, 1)	1.0	H	4	1	0	0	2	0	0	0	0	0	0	8	8	0.00	1.000
Bob Howry, R ERA: 9.95	(7, 1)	1.0	H	4	1	0	0	0	0	0	0	0	0	0	4	4	0.00	1.000
63 Carmen Pignatiello, L ERA:	(8, 1)	1.0	H	3	0	0	0	1	0	0	0	0	0	0	5	5	0.00	0.000
58 Jose Ascanio, R ERA: 6.0	(9, 1)	1.0	S	6	1	1	1	0	2	0	0	0	0	0	4	12	9.00	3.000

PITCHER	IP	WLS	BF	H	R	ER	SO	BB	IBB	HBP	BLK	WP	HR	S	P	ERA	WHIP

WP: 1 PA: 37
PB: 0
SB: 0
CS: 0

Oakland Athletics @ Chicago Cubs

Hohokam Park, Mesa, AZ

Wed Mar 19 2008, 3:05 PM EDT

Att. 10,660 - Partly Cloudy - 67 F

TOP

livebaseballscorecards.com

Batter	1	2	3	4	5	6	7	8	9	AB	R	H	RBI	BB	SO	LOB
6 Travis Buck, L (1, 9) OBP: 0.372, SLG: 0.343	S S S 0-3 ① K		x 0-0 ③ G4-3			x 0-0 ② F9		x 0-0 60 1B FC3-2-5 2B	B B B B 4-0 60 G4-3 E BB	3	0	0	0	0	1	1
26 Danny Putnam, L (6, 9) OBP: 0.750, SLG: 1.000										1	1	1	0	1	0	0
8 Kurt Suzuki, R (1, 2) OBP: 0.386, SLG: 0.450	x 0-0 ② F9			B B B B 4-0 BB		x 0-0 10 1B 2B		x 0-0 BB FC3-2-5 BB 2-3 1B	x 0-0 ① G4-3 1-2	2	0	1	0	1	0	0
60 Justin Knoedler, R (7, 2) OBP: 0.286, SLG: 0.385										2	1	1	0	0	0	1
10 Daric Barton, L (1, 3) OBP: 0.341, SLG: 0.500	x 0-0 ③ G4-3			S S S 0-3 ① K		x 0-0 ③ 2-H 1B		x 0-0 ① FC3-2-5 BB BB BB 1-2 3-H	x 0-0 E9 2-H 1B	3	0	1	0	0	1	1
Sean Doolittle, L (6, 3) OBP: 0.500, SLG: 0.333										2	1	1	1	0	0	2
32 Jack Cust, L (1, 10) OBP: 0.469, SLG: 0.611		S S S 0-3 ① K		C C C 0-3 ② K			B B B B 4-0 SH5-4 BB BB	B B B B 4-0 BB 38 1B BB 1-2 2-3	x 0-0 ② P6	2	0	0	0	1	2	1
Cliff Pennington, S (7, PR) (7, 10)										1	1	0	0	1	0	1
22 Jack Hannahan, L (1, 5) OBP: 0.377, SLG: 0.370		S S S 0-3 ② K		x 0-0 ③ F8			B B B B 4-0 SH5-4 1-2 BB	B B B B 4-0 38 1B BB 62 FC3-6 1-2 2-3 3-H BB	x 0-0 ③ L8	2	0	0	0	0	1	1
Eddie Cornejo, L (6, 5)										1	1	0	1	2	0	1
15 Ryan Sweeney, L (1, 8) OBP: 0.340, SLG: 0.300		B B B B 4-0 38 CS BB			x 0-0 ① F8		x 0-0 ① SH5-4 1-2 2-3	B B B B 4-0 62 FC3-6 38 1B 1-2 2-3 3-H BB		1	0	0	0	1	0	0
Archie Gilbert, R (6, 8)										0	0	0	1	1	0	0
38 Corey Brown, L (1, 7) OBP: 0.600, SLG: 1.250		S 0-1 ③ CS 1-2	x 0-0 ① G4-3		x 0-0 ② F8		B B B B 4-0 BB	x 0-0 62 FC3-6 1-2 2-3 3-H 1B		3	0	1	1	1	0	0
62 Brooks Conrad, S (1, 4) OBP: 0.438, SLG: 0.714			x 0-0 ② F7		S S S 0-3 ③ K		S S S 0-3 ② K	x 0-0 ② FC3-6 1-2f 2-3 3-H		4	0	0	1	0	2	5
2 Gregorio Petit, R (1, 6) OBP: 0.341, SLG: 0.463			x 0-0 2B			S S S 0-3 ① K	S S S 0-3 ③ K	x 0-0 ③ P3		4	0	1	0	0	2	5
Inning Stats	R: 0 E: 0 K: 1 S: 5 H: 0 LOB: 0 BB: 0 P: 5	R: 0 E: 0 K: 2 S: 7 H: 0 LOB: 0 BB: 1 P: 11	R: 0 E: 0 K: 0 S: 4 H: 1 LOB: 1 BB: 0 P: 4	R: 0 E: 0 K: 2 S: 7 H: 0 LOB: 1 BB: 1 P: 11	R: 0 E: 0 K: 1 S: 5 H: 0 LOB: 0 BB: 0 P: 5	R: 0 E: 0 K: 1 S: 6 H: 2 LOB: 2 BB: 0 P: 6	R: 0 E: 0 K: 2 S: 7 H: 0 LOB: 3 BB: 3 P: 19	R: 4 E: 0 K: 0 S: 6 H: 3 LOB: 2 BB: 3 P: 18	R: 1 E: 1 K: 0 S: 4 H: 1 LOB: 1 BB: 1 P: 8	1B: 4 2B: 3 3B: 0 HR: 0	SF: 0 SAC: 1 DP: 0 HBP: 0						

	AB	31
	R	5
	H	7
	RBI	5
	BB	9
	SO	9
	LOB	19

WP: 0 PB: 0 SB: 0 CS: 1 PA: 42

PITCHER		IP	WLS	BF	H	R	ER	SO	BB	IBB	HBP	BLK	WP	HR	S	P	ERA	WHIP
46 Ryan Dempster, R ERA: 4.5	(1, 1)	5.1		18	1	0	0	7	2	0	0	0	0	0	31	39	0.00	0.562
43 Michael Wuertz, R ERA:	(6, 1)	0.2		3	2	0	0	0	0	0	0	0	0	0	3	3	0.00	3.000
36 Sean Gallagher, R ERA: 5.68	(7, 1)	0.1		4	0	0	0	0	3	0	0	0	0	0	1	13	0.00	9.000
60 Les Walrond, L ERA: 9.0	(7, 1)	0.2		2	0	0	0	2	0	0	0	0	0	0	6	6	0.00	0.000
22 Kevin Hart, R ERA: 6.75	(8, 1)	0.1	L	5	2	4	4	0	2	0	0	0	0	0	3	11	108.00	12.000

PITCHER		IP	WLS	BF	H	R	ER	SO	BB	IBB	HBP	BLK	WP	HR	S	P	ERA	WHIP
49 Carlos Marmol, R ERA: 2.08	(8, 1)	1.2	B	9	2	1	1	0	2	0	0	0	0	0	7	15	5.40	2.400

Oakland Athletics @ Chicago Cubs

Hohokam Park, Mesa, AZ

Wed Mar 19 2008, 3:05 PM EDT

Att. 10,660 - Partly Cloudy - 67 F

BOTTOM

Batter	1	2	3	4	5	6	7	8	9	AB	R	H	RBI	BB	SO	LOB
2 Ryan Theriot, R (1, 6) OBP: 0.360, SLG: 0.429	0-0 25 G6-4-3 1B		0-0 ③ G6-3			0-0 3B		0-0 ② G5-3		4	0	2	0	0	0	0
12 Alfonso Soriano, R (1, 7) OBP: 0.342, SLG: 0.528	0-0 ① F7			0-0 ① F9		0-0 ③ G5-3		0-0 ③ F9		4	0	0	0	0	0	2
25 Derrek Lee, R (1, 3) OBP: 0.245, SLG: 0.349	0-0 ②③ G6-4-3 1-2f			CCC 0-3 ② K			BSX 1-1 HR		0-0 ① G5-3	4	1	1	1	0	1	1
16 Aramis Ramirez, R (1, 5) OBP: 0.433, SLG: 0.520		0-0 1B 1B 1B		0-0 ③ G5-3			BBBB 4-0 2B BB		0-0 1 BB BB 1B	3	1	2	0	1	0	0
1 Kosuke Fukudome, L (1, 9) OBP: 0.385, SLG: 0.325		0-0 ① F8			SSS 0-3 ① K		SSS 0-3 ① K		BBBB 4-0 BB 1-2 BB	3	0	0	0	1	2	2
Mark DeRosa, R (1, 4) OBP: 0.333, SLG: 0.429		0-0 ② F8			SSS 0-3 ② K2-3		CCC 0-3 ② K		0-0 ② P3	4	0	0	0	0	2	4
Henry Blanco, R (1, 2) OBP: 0.320, SLG: 0.435 95 Ty Wright, R (9, PR)	0-0 ③ 1-H 1B				SSS 0-3 ③ K		0-0 1-H 2B		BBBB 4-0 1-2 2-3 BB	3 0	0 0	2 0	1 0	1 0	1 0	0 0
20 Felix Pie, L (1, 8) OBP: 0.326, SLG: 0.462			0-0 ① G4-3			0-0 ① G3	SSS 0-3 ③ K		0-0 ③ F9	4	0	0	0	0	1	4
Tony Thomas, R (1, 10)			CCC 0-3 ② K			0-0 ② G5-3		0-0 ① P5		3	0	0	0	0	1	0
Inning Stats	R: 0 H: 1 E: 0 LOB: 0 K: 0 BB: 0 S: 3 P: 3	R: 0 H: 2 E: 0 LOB: 2 K: 0 BB: 0 S: 4 P: 4	R: 0 H: 0 E: 0 LOB: 0 K: 1 BB: 0 S: 5 P: 5	R: 0 H: 0 E: 0 LOB: 0 K: 1 BB: 0 S: 5 P: 5	R: 0 H: 0 E: 0 LOB: 0 K: 3 BB: 0 S: 9 P: 9	R: 0 H: 1 E: 0 LOB: 1 K: 0 BB: 0 S: 4 P: 4	R: 2 H: 2 E: 0 LOB: 1 K: 3 BB: 1 S: 12 P: 17	R: 0 H: 0 E: 0 LOB: 0 K: 0 BB: 0 S: 3 P: 3	R: 0 H: 1 E: 0 LOB: 3 K: 0 BB: 2 S: 4 P: 12	1B: 4 SF: 0 2B: 1 SAC: 0 3B: 1 DP: 1 HR: 1 HBP: 0							

livebaseballscorecards.com

AB	32
R	2
H	7
RBI	2
BB	3
SO	8
LOB	13

WP: 0 PA: 35
PB: 0
SB: 0
CS: 0

PITCHER		IP	WLS	BF	H	R	ER	SO	BB	IBB	HBP	BLK	WP	HR	S	P	ERA	WHIP
Joe Blanton, R ERA: 4.76	(1, 1)	6.0		20	4	0	0	5	0	0	0	0	0	0	30	30	0.00	0.667
59 Andrew Brown, R ERA: 4.0	(7, 1)	1.0	W	6	2	2	2	3	1	0	0	0	0	1	12	17	18.00	3.000
25 Lenny DiNardo, L ERA: 1.54	(8, 1)	1.0	H	3	0	0	0	0	0	0	0	0	0	0	3	3	0.00	0.000
Fernando Hernandez, R ERA: 2.0	(9, 1)	1.0	S	6	1	0	0	0	2	0	0	0	0	0	4	12	0.00	3.000

PITCHER	IP	WLS	BF	H	R	ER	SO	BB	IBB	HBP	BLK	WP	HR	S	P	ERA	WHIP

Colorado Rockies @ Chicago Cubs

Hohokam Park, Mesa, AZ

Thu Mar 20 2008, 4:05 PM EDT

Att. 12,885 - Partly Cloudy - 76 F

TOP

livebaseballscorecards.com

Batter	1	2	3	4	5	6	7	8	9	AB	R	H	RBI	BB	SO	LOB
29 Scott Podsednik, L (1, 8) OBP: 0.524, SLG: 0.452 6 Omar Quintanilla, L (7, 5) OBP: 0.417, SLG: 0.450	BBBB 4-0 10 S, 8 BB, 19 G5-4-3 BB	B X 1-0 E5, 8 S, 8 2B 1-3	C 0-1 ③ CS 1-2	X 0-0 8 S, 19 2B 1B		BBBB 4-0 8 CS BB		X 0-0 62 G1-6-3 1-2 1B		2 3 1 0 2 0 1 1 0 1 0 0 0 0						
8 Yorvit Torrealba, R (1, 2) OBP: 0.484, SLG: 0.786 60 Manny Corpas, R (6, 1) 62 Jonathan Herrera, S (7, 4) OBP: 0.412, SLG: 0.333	BBBBB 4-0 19 G5-4-3, 10 S 1-2 BB	B X 1-0 1-H 3-H 2B		B X 1-0 ① G6-3 1-2		SBBBB 4-1 ① 10 G5-4-3 1-2 BB		X 0-0 ① ② G1-6-3 1-2f 2-3		2 0 1 1 2 0 1 0 0 0 0 0 0 0 1 0 0 0 0 0 2						
10 Jeff Baker, R (1, 3) OBP: 0.282, SLG: 0.371 47 Joe Koshansky, L (7, 3) OBP: 0.206, SLG: 0.129	BBBB 4-0 19 G5-4-3 1-2 2-3 BB	SSS 0-3 ② K2-3		CCC 0-3 ② K		X 0-0 ② ③ G5-4-3 1-2f		BBBB 4-0 25 BB BB		3 0 0 0 1 2 3 0 0 0 0 1 0 0						
19 Ryan Spilborghs, R (1, 7) OBP: 0.333, SLG: 0.438 25 Seth Smith, L (7, 7) OBP: 0.394, SLG: 0.346	X 0-0 ① ② G5-4-3 1-2f 2-3 3-H	X 0-0 ③ G4-3		X 0-0 2-H 2B			X 0-0 ① G6-3	BBBB 4-0 1-2 BB		4 0 1 1 0 0 3 0 0 0 0 1 0 0						
22 Marcus Giles, R (1, 4) OBP: 0.467, SLG: 0.522 Matt Miller, R (7, 9)	BBBBB 4-0 24 BB BB		BBBBB 4-0 24 HR BB	CCC 0-3 ③ K			X 0-0 ② L5	X 0-0 ③ F8		2 1 0 0 2 1 1 1 0 0 0 0 0 3						
24 Ian Stewart, L (1, 5) OBP: 0.370, SLG: 0.632 Chris Frey, L (7, 8)	BBBBB 4-0 1-2 BB	C X 0-1 1-H HR			SSS 0-3 ① K		X 0-0 2B		SSS 0-3 ① K	3 1 2 2 1 1 0 1 0 0 0 0 1 0						
12 Clint Barmes, R (1, 6) OBP: 0.433, SLG: 0.480 74 Doug Bernier, R (7, 6)	X 0-0 ③ F9	X 0-0 29 CS 1B			X 0-0 ② F9		BBB 4-0 BB		X 0-0 ② F8	3 0 1 0 1 0 3 1 0 0 0 0 0 0						
18 Cory Sullivan, L (1, 9) OBP: 0.188, SLG: 0.200 40 Brian Fuentes, L (7, 1) 35 Taylor Buchholz, R (7, 1) 34 Matt Herges, L (8, 1) 70 Jordan Czarniecki, R (9, PH)		BBBB 4-0 29 E, 29 S, 8 E BB	X 0-0 ① F7	X 0-0 1B			X 0-0 ③ G6-3		SSS 0-3 ③ K	3 1 1 0 1 0 3 0 0 0 0 0 0 0 0 0 0 0 0 0 0 0 0 0 0 0 0 0 1 0 0 0 0 1 0						
56 Franklin Morales, L (1, 1) 39 Mike Rose, S (6, 2) OBP: 0.538, SLG: 0.400		SSM 0-3 ① K	SSS 0-3 ② K	X 0-0 ③ G5-3				X 0-0 62 G1-6-3, 6 1B 1B		3 0 0 0 0 2 3 1 0 1 0 0 0 0						
Inning Stats	R: 1 E: 0 K: 0 S: 2 H: 0 LOB: 3 BB: 5 P: 22	R: 2 E: 1 K: 2 S: 9 H: 1 LOB: 1 BB: 1 P: 15	R: 2 E: 0 K: 1 S: 8 H: 2 LOB: 0 BB: 1 P: 12	R: 1 E: 0 K: 2 S: 9 H: 2 LOB: 1 BB: 0 P: 10	R: 0 E: 0 K: 1 S: 6 H: 1 LOB: 1 BB: 0 P: 6	R: 0 E: 0 K: 0 S: 2 H: 0 LOB: 0 BB: 2 P: 10	R: 0 E: 0 K: 0 S: 4 H: 1 LOB: 2 BB: 1 P: 8	R: 0 E: 0 K: 0 S: 4 H: 2 LOB: 3 BB: 2 P: 12	R: 0 E: 0 K: 2 S: 7 H: 0 LOB: 0 BB: 0 P: 7	1B: 5 2B: 3 3B: 0 HR: 1 SF: 0 SAC: 0 DP: 3 HBP: 0							

	AB	32
	R	6
	H	9
	RBI	4
	BB	12
	SO	8
	LOB	23

WP: 0 PB: 0 SB: 5 CS: 2 PA: 45

PITCHER		IP	WLS	BF	H	R	ER	SO	BB	IBB	HBP	BLK	WP	HR	S	P	ERA	WHIP
53 Rich Hill, L ERA: 7.11	(1, 1)	1.1		11	1	3	2	1	6	0	0	0	0	0	7	33	13.50	5.250
Tim Lahey, R ERA: 6.75	(2, 1)	1.2		7	2	2	2	2	1	0	0	0	0	1	12	16	10.80	1.800
34 Kerry Wood, R ERA: 4.5	(4, 1)	1.0		5	2	1	1	2	0	0	0	0	0	0	9	10	9.00	2.000
48 Neal Cotts, L ERA: 9.0	(5, 1)	2.0	W	7	1	0	0	1	2	0	0	0	0	0	8	16	0.00	1.500
61 Matt Avery, R ERA:	(7, 1)	0.2	H	4	1	0	0	0	1	0	0	0	0	0	3	7	0.00	3.000

PITCHER		IP	WLS	BF	H	R	ER	SO	BB	IBB	HBP	BLK	WP	HR	S	P	ERA	WHIP
70 Geoffrey Jones, L ERA:	(7, 1)	1.0	H	6	2	0	0	0	2	0	0	0	0	0	4	12	0.00	4.000
43 Michael Wuertz, R ERA:	(8, 1)	1.1	S	4	0	0	0	2	0	0	0	0	0	0	8	8	0.00	0.000

BOTTOM

Colorado Rockies @ Chicago Cubs

Hohokam Park, Mesa, AZ

Thu Mar 20 2008, 4:05 PM EDT
Att. 12,885 - Partly Cloudy - 76 F

livebaseballscorecards.com

Batter	1	2	3	4	5	6	7	8	9	AB	R	H	RBI	BB	SO	LOB
2 Ryan Theriot, R (1, 6) OBP: 0.370, SLG: 0.423 4 Eric Patterson, L (7, 4) OBP: 0.359, SLG: 0.417	G4-3		BBB 4-0 25 S 12 E 25 WP BB		F9	12 G6-4-3 1B 1-2 2-H		SSS 0-3 K		3 1	1 0	1 0	1 0	1 0	0 1	1 1
12 Alfonso Soriano, R (1, 7) OBP: 0.333, SLG: 0.525	F9		1 SAFE X 0-0 F9 1-2		25 SF9 16 1B 2B 1-3	G6-4-3 1-2f				4	1	1	0	0	0	3
25 Derrek Lee, R (1, 3) OBP: 0.245, SLG: 0.333 67 Micah Hoffpauir, L (8, 3) OBP: 0.417, SLG: 0.674	G4-3		BBB 4-0 2-H BB		SF9 2-3 3-H		P4			2 0	0 0	0 0	1 0	1 0	0 0	0 0
16 Aramis Ramirez, R (1, 5) OBP: 0.441, SLG: 0.500 20 Felix Pie, L (7, PR) OBP: 0.326, SLG: 0.462 (8, 8)		SSS 0-3 K	0-0 F9		3-H 1B		BBB 4-0 19 S BB			3 0	0 0	1 0	1 0	1 0	1 0	1 0
1 Kosuke Fukudome, L (1, 8) OBP: 0.357, SLG: 0.295 Ronny Cedeno, R (8, 5) OBP: 0.290, SLG: 0.500		CCC 0-3 K	SSS 0-3 K		G5-3		SSS 0-3 K			4 0	0 0	0 0	0 0	0 0	3 0	3 0
19 Matt Murton, R (1, 9) OBP: 0.404, SLG: 0.438 43 Michael Wuertz, R (8, 1)		0-0 WP 2B 2B		0-0 P6		SH5-3 33 1B 2B	B 1-0 G1-3 1-2			4 0	2 0	2 0	0 0	0 0	0 0	1 0
Mark DeRosa, R (1, 4) OBP: 0.346, SLG: 0.478 61 Matt Avery, R (7, 1) 70 Geoffrey Jones, L (7, 1) 27 Sam Fuld, L (8, 9) OBP: 0.350, SLG: 0.233		B 1-0 2-H HR 2B		0-0 G6-3		SH5-3 2-3		0-0 G4-3		2 0 0 1	1 0 0 0	1 0 0 0	1 0 0 0	0 0 0 0	0 0 0 0	0 0 0 0
Henry Blanco, R (1, 2) OBP: 0.370, SLG: 0.600 48 Neal Cotts, L (5, 1) 33 Daryle Ward, L (6, PH) OBP: 0.464, SLG: 0.778 17 Mike Fontenot, L (6, PR) OBP: 0.326, SLG: 0.463 (7, 6)		BCBCX 2-2 2-H HR		0-0 18 PO 1B		64 1B 2 1B 3-H 1B		0-0 1B		2 0 1 1	1 0 0 1	2 0 1 1	2 0 1 0	0 0 0 0	0 0 0 0	0 0 0 0
53 Rich Hill, L (1, 1) Tim Lahey, R (2, 1) 34 Kerry Wood, R (4, 1) 18 Geovany Soto, R (4, PH) OBP: 0.333, SLG: 0.297 (5, 2) 64 Casey McGehee, R (6, 2) OBP: 0.533, SLG: 0.750		0-0 G6-3	1 SAFE 0-0 PO 1-2		12 2B 25 SF9 1B	2 1B 1B 1-2		0-0 F8		0 1 0 1 2	0 0 0 1 0	0 0 0 1 1	0 0 0 0 0	0 0 0 0 0	0 0 0 0 0	0 0 0 0 1
Inning Stats	R: 0 E: 0 K: 0 S: 3 H: 0 LOB: 0 BB: 0 P: 3	R: 3 E: 0 K: 2 S: 12 H: 3 LOB: 0 BB: 0 P: 15	R: 1 E: 1 K: 1 S: 5 H: 0 LOB: 1 BB: 2 P: 13	R: 0 E: 0 K: 0 S: 3 H: 1 LOB: 0 BB: 0 P: 3	R: 2 E: 0 K: 0 S: 6 H: 3 LOB: 1 BB: 0 P: 6	R: 2 E: 0 K: 0 S: 6 H: 4 LOB: 2 BB: 0 P: 6	R: 0 E: 0 K: 1 S: 5 H: 0 LOB: 2 BB: 1 P: 10	R: 0 E: 0 K: 1 S: 6 H: 1 LOB: 1 BB: 0 P: 6		1B: 7 2B: 4 3B: 0 HR: 1	SF: 1 SAC: 1 DP: 1 HBP: 0					

	AB	32
	R	8
	H	12
	RBI	7
	BB	3
	SO	5
	LOB	11

PITCHER		IP	WLS	BF	H	R	ER	SO	BB	IBB	HBP	BLK	WP	HR	S	P	ERA	WHIP
56 Franklin Morales, L ERA: 6.48	(1, 1)	5.0		23	7	6	5	3	2	0	0	0	2	1	29	40	9.00	1.800
60 Manny Corpas, R ERA: 3.6	(6, 1)	1.0	L	6	4	2	2	0	0	0	0	0	0	0	6	6	18.00	4.000
40 Brian Fuentes, L ERA: 1.17	(7, 1)	0.2		3	0	0	0	1	1	0	0	0	0	0	4	8	0.00	1.500
35 Taylor Buchholz, R ERA: 2.16	(7, 1)	0.1		1	0	0	0	0	0	0	0	0	0	0	1	2	0.00	0.000
34 Matt Herges, R ERA: 3.24	(8, 1)	1.0		4	1	0	0	1	0	0	0	0	0	0	6	6	0.00	1.000

PITCHER	IP	WLS	BF	H	R	ER	SO	BB	IBB	HBP	BLK	WP	HR	S	P	ERA	WHIP

Batter	1	2	3	4	5	6	7	8	9	AB	R	H	RBI	BB	SO	LOB
2 Ryan Theriot, R (1, 6) OBP: 0.368, SLG: 0.418	G5-3		P4			SH1-3 (2-3)		BB, 1B		3	0	1	0	0	0	1
Ronny Cedeno, R (1, 4) OBP: 0.343, SLG: 0.545	CS, 1B		G5-3			3-H, 2B		BBBB, 1-2, BB		3	0	2	1	1	0	1
Mark DeRosa, R (1, 5) OBP: 0.300, SLG: 0.407	B 1 SAFE, X; G6-3, 1-2			SSS, K		G6-3		F9		4	0	0	0	0	1	4
19 Matt Murton, R (1, 7) OBP: 0.411, SLG: 0.442		33 G6-4-3, 1B		33 G3-6-1, 1B		G6-3			G5-3	4	0	2	0	0	0	1
33 Daryle Ward, L (1, 9) OBP: 0.433, SLG: 0.724		G6-4-3, 1-2f		G3-6-1, 1-2f			G4-3		17 3B, 1B	2	0	0	0	0	0	2
76 Rocky Roquet, R (5, 1)										0	0	0	0	0	0	0
63 Carmen Pignatiello, R (6, 1)										0	0	0	0	0	0	0
4 Eric Patterson, L (7, PH) (7, 9) OBP: 0.366, SLG: 0.421										2	1	1	0	0	0	0
18 Geovany Soto, R (1, 2) OBP: 0.311, SLG: 0.275		SSS, K2-3			G4-3		F8		1-H, 3B	3	0	0	0	0	1	0
60 Les Walrond, L (7, 1)										0	0	0	0	0	0	0
78 Edward Campusano, L (8, 1)										0	0	0	0	0	0	0
Jesse Estrada, R (8, 1)										0	0	0	0	0	0	0
17 Mike Fontenot, L (9, PH) OBP: 0.340, SLG: 0.524										1	0	1	1	0	0	0
64 Casey McGehee, R (1, 3) (7, 2) OBP: 0.471, SLG: 0.656			G1-3		G1-4-3		G6-3		F9	4	0	0	0	0	0	1
20 Felix Pie, L (1, 8) OBP: 0.319, SLG: 0.465			45 WP, 45 1B, 2B		SSS, K			G6-3	SSS, K	4	1	1	0	0	2	1
45 Sean Marshall, L (1, 1) OBP: 1.000, SLG: 1.000			B X; 2-H, 1B			2 SH1-3, 2B		G4-3		1	0	1	1	0	0	0
67 Micah Hoffpauir, L (5, 9) (7, 3) OBP: 0.420, SLG: 0.688										2	1	1	0	0	0	0
Inning Stats	R: 0 E: 0 K: 0 S: 3 H: 1 LOB: 0 BB: 0 P: 4	R: 0 E: 0 K: 1 S: 5 H: 1 LOB: 0 BB: 0 P: 5	R: 1 E: 0 K: 0 S: 5 H: 2 LOB: 0 BB: 0 P: 6	R: 0 E: 0 K: 1 S: 5 H: 1 LOB: 0 BB: 0 P: 5	R: 0 E: 0 K: 1 S: 5 H: 0 LOB: 0 BB: 0 P: 5	R: 1 E: 0 K: 0 S: 5 H: 2 LOB: 1 BB: 0 P: 5	R: 0 E: 0 K: 0 S: 3 H: 0 LOB: 0 BB: 0 P: 3	R: 0 E: 0 K: 0 S: 4 H: 1 LOB: 2 BB: 1 P: 8	R: 1 E: 0 K: 1 S: 7 H: 2 LOB: 1 BB: 0 P: 7	1B: 6 2B: 3 3B: 1 HR: 0	SF: 0 SAC: 1 DP: 2 HBP: 0					

TOP

Chicago Cubs @ Colorado Rockies

US West Sports Complex, Hi Corbett Field, Tucson, AZ

Fri Mar 21 2008, 4:05 PM EDT
Att. 8,597 - Sunny - 78 F

livebaseballscorecards.com

AB	33
R	3
H	10
RBI	3
BB	1
SO	4
LOB	11

PITCHER		IP	WLS	BF	H	R	ER	SO	BB	IBB	HBP	BLK	WP	HR	S	P	ERA	WHIP
55 Mark Redman, L ERA: 7.23	(1, 1)	6.0	W	22	7	2	2	3	0	0	0	0	1	0	28	30	3.00	1.167
60 Manny Corpas, R ERA: 3.0	(7, 1)	1.0	H	3	0	0	0	0	0	0	0	0	0	0	3	3	0.00	0.000
40 Brian Fuentes, L ERA: 1.04	(8, 1)	1.0	H	5	1	0	0	0	1	0	0	0	0	0	4	8	0.00	2.000
Ramon E Ramirez, R ERA: 1.64	(9, 1)	1.0		5	2	1	1	1	0	0	0	0	0	0	7	7	9.00	2.000

PITCHER	IP	WLS	BF	H	R	ER	SO	BB	IBB	HBP	BLK	WP	HR	S	P	ERA	WHIP

BOTTOM

Chicago Cubs @ Colorado Rockies

US West Sports Complex, Hi Corbett Field, Tucson, AZ

Fri Mar 21 2008, 4:05 PM EDT

Att. 8,597 - Sunny - 78 F

livebaseballscorecards.com

Batter	1	2	3	4	5	6	7	8	9	AB	R	H	RBI	BB	SO	LOB
Willy Taveras, R (1, 8) OBP: 0.283, SLG: 0.244 Chris Frey, L (9, 8)	B1-3	G6-3			G1-3		F7	1-2 2-H 1B		5	0	1	1	0	0	1
										0	0	0	0	0	0	0
2 Troy Tulowitzki, R (1, 6) OBP: 0.432, SLG: 0.757 6 Omar Quintanilla, L (6, 6) OBP: 0.423, SLG: 0.545	17 E 2B		17 CS 1B		17 WP 17 S 5 WP BB		17 2B 3B	L8		2	2	2	0	1	0	0
										2	1	1	0	0	0	2
17 Todd Helton, L (1, 3) OBP: 0.489, SLG: 0.541 Ramon E Ramirez, R (9, 1)	E9 2-H 1B		1 SAFE K 1-2		5 WP 1-3 BB		3-H 2B	G4-3		4	0	2	2	1	1	3
										0	0	0	0	0	0	0
5 Matt Holliday, R (1, 7) OBP: 0.364, SLG: 0.525 70 Jordan Czarniecki, R (9, 7)	K	G6-3			1-2 3-H K		F8			4	0	0	0	0	2	3
										0	0	0	0	0	0	0
27 Garrett Atkins, R (1, 5) OBP: 0.364, SLG: 0.343 47 Joe Koshansky, L (9, 3) OBP: 0.206, SLG: 0.129	BB			12 1B 3B	F9			19 1B 12 1B BB		2	2	1	0	2	0	1
										0	0	0	0	0	0	0
19 Ryan Spilborghs, R (1, 9) OBP: 0.325, SLG: 0.417	F8			G5-3		G6-3		12 1B 24 1B 1-2 1B		4	1	1	0	0	0	3
20 Chris Iannetta, R (1, 2) OBP: 0.333, SLG: 0.500		BB 55 SH3-4		G5-3	K			F9		3	0	0	0	1	1	3
12 Clint Barmes, R (1, 4) OBP: 0.441, SLG: 0.483 74 Doug Bernier, R (9, 4)		P4		3-H 1B	K			24 1B 1-2 2-H 1B		4	1	2	2	0	1	1
										0	0	0	0	0	0	0
55 Mark Redman, L (1, 1) 60 Manny Corpas, R (7, 1) 22 Marcus Giles, R (7, PH) OBP: 0.452, SLG: 0.500 40 Brian Fuentes, L (8, 1) 24 Ian Stewart, L (8, PH) OBP: 0.383, SLG: 0.641 (9, 5)		SH3-4 1-2			K		F8	1-2 2-H 1B		1	0	0	0	0	1	1
										0	0	0	0	0	0	0
										1	0	0	0	0	0	0
										0	0	0	0	0	0	0
										1	0	1	1	0	0	0
Inning Stats	R: 1 E: 1 K: 1 S: 7 H: 2 LOB: 2 BB: 1 P: 11	R: 0 E: 0 K: 0 S: 3 H: 0 LOB: 1 BB: 1 P: 7	R: 0 E: 0 K: 1 S: 5 H: 1 LOB: 0 BB: 0 P: 5	R: 1 E: 0 K: 1 S: 7 H: 2 LOB: 1 BB: 0 P: 7	R: 1 E: 0 K: 1 S: 5 H: 0 LOB: 1 BB: 2 P: 14	R: 0 E: 0 K: 2 S: 7 H: 0 LOB: 0 BB: 0 P: 7	R: 1 E: 0 K: 0 S: 5 H: 2 LOB: 1 BB: 0 P: 5	R: 3 E: 0 K: 0 S: 7 H: 4 LOB: 2 BB: 1 P: 11		1B: 7 2B: 2 3B: 2 HR: 0		SF: 0 SAC: 1 DP: 0 HBP: 0		WP: 2 PB: 0 SB: 1 CS: 1		PA: 39

	AB	33
	R	7
	H	11
	RBI	6
	BB	5
	SO	6
	LOB	18

PITCHER		IP	WLS	BF	H	R	ER	SO	BB	IBB	HBP	BLK	WP	HR	S	P	ERA	WHIP
45 Sean Marshall, L ERA: 3.65	(1, 1)	4.0	L	18	5	2	2	3	2	0	0	0	0	0	22	30	4.50	1.750
76 Rocky Roquet, R ERA: 5.4	(5, 1)	1.0		5	0	1	1	1	2	0	0	0	2	0	5	14	9.00	2.000
63 Carmen Pignatiello, L ERA:	(6, 1)	1.0		3	0	0	0	2	0	0	0	0	0	0	7	7	0.00	0.000
60 Les Walrond, L ERA: 9.0	(7, 1)	1.0		5	2	1	1	0	0	0	0	0	0	0	5	5	9.00	2.000
78 Edward Campusano, L ERA: 16.2	(8, 1)	0.1		5	3	3	3	0	1	0	0	0	0	0	4	8	81.00	12.000

PITCHER		IP	WLS	BF	H	R	ER	SO	BB	IBB	HBP	BLK	WP	HR	S	P	ERA	WHIP
Jesse Estrada, R ERA:	(8, 1)	0.2		3	1	0	0	0	0	0	0	0	0	0	3	3	0.00	1.500

Batter	1	2	3	4	5	6	7	8	9	10	AB	R	H	RBI	BB	SO	LOB
Pablo Ozuna, R (1, 4) (10, 5) OBP: 0.395, SLG: 0.452	5 1B 3B		F9	5 1B 1B 2-3 3-H			K		P3	2-3 3-H 1B	6	1	3	2	0	1	0
5 Juan Uribe, R (1, 6) OBP: 0.435, SLG: 0.619	23 G5-3 1B 3-H		BB	1-2 1B 3-H			K		HR	G1-3	5	1	3	3	1	1	3
14 Paul Konerko, R (1, 3) OBP: 0.391, SLG: 0.439	K		F9	P3			F9		G4-3		5	0	0	0	0	1	4
23 Jermaine Dye, R (1, 9) OBP: 0.241, SLG: 0.370	G5-3 1-2		P4		F7			K		G5-3	5	0	0	0	0	1	2
24 Joe Crede, R (1, 5) OBP: 0.213, SLG: 0.273 Oney Guillen, R (10, PR) 68 Jason Bourgeois, R (10, 4) OBP: 0.429, SLG: 0.452	P3			20 2B 32 1B BB	K			20 HBP 1B		20 1B 2B	4 0 0	1 1 0	2 0 0	0 0 0	1 0 0	1 0 0	1 0 0
20 Carlos Quentin, R (1, 7) OBP: 0.310, SLG: 0.407		P6		32 1B 1-3 1B 2B	L8			1-0 1-2 HBP		32 BB 65 2B 1B 2-H	4	2	2	1	0	0	0
32 Brian Anderson, R (1, 8) OBP: 0.463, SLG: 0.643		FC6-4 1B		1B SH3-4 5 1B 1B 2-3 3-H		K		P2		65 2B 1B BB 1-2	4	2	2	1	1	1	2
Toby Hall, R (1, 2) 65 Paul Phillips, R (7, 2) OBP: 0.304, SLG: 0.348		F8		P4 1-2		G5-3		F8		1B 2B 1-3 2-H	3 2	0 0	0 1	0 1	0 0	0 0	3 2
Javier Vazquez, R (1, 1) (WP, LBK, BLK, HR) 37 Matt Thornton, L (8, 1) 26 Octavio Dotel, R (7, 1) 45 Bobby Jenks, R (9, 1) Nick Swisher, S (3, PH) (WP, PB, SB, HR) 57 Boone Logan, R (8, 1) 47 Mike MacDougal, S (9, 1) 22 Josh Fields, R (10, PH) OBP: 0.000, SLG: 0.000 Brian Omogrosso, R (10, 1)		FC6-4 1-2f		SH3-4 1-2		G5-3			F7	K	2 0 0 0 1 0 0 0 1 0	0 0 0 0 0 0 0 0 0 0	0 0 0 0 0 0 0 0 0 0	0 0 0 0 0 0 0 0 1 0	0 0 0 0 0 0 0 0 0 0	0 0 0 0 0 0 0 0 1 0	1 0 0 0 0 0 0 0 2 0
Inning Stats	R: 1 H: 2 E: 0 LOB: 1 K: 1 BB: 0 S: 7 P: 7	R: 0 H: 1 E: 0 LOB: 1 K: 0 BB: 0 S: 4 P: 4	R: 0 H: 0 E: 0 LOB: 1 K: 0 BB: 1 S: 3 P: 7	R: 3 H: 4 E: 0 LOB: 2 K: 0 BB: 1 S: 7 P: 11	R: 0 H: 0 E: 0 LOB: 0 K: 1 BB: 0 S: 5 P: 5	R: 0 H: 0 E: 0 LOB: 0 K: 1 BB: 0 S: 5 P: 5	R: 0 H: 0 E: 0 LOB: 0 K: 2 BB: 0 S: 7 P: 7	R: 0 H: 1 E: 0 LOB: 2 K: 1 BB: 0 S: 6 P: 7	R: 1 H: 1 E: 0 LOB: 0 K: 0 BB: 0 S: 4 P: 4	R: 3 H: 4 E: 0 LOB: 3 K: 1 BB: 1 S: 9 P: 13	1B: 8 SF: 0 2B: 3 SAC: 1 3B: 1 DP: 0 HR: 1 HBP: 1						

PITCHER		IP	WLS	BF	H	R	ER	SO	BB	IBB	HBP	BLK	WP	HR	S	P	ERA	WHIP
30 Ted Lilly, L ERA: 6.0	(1, 1)	6.0		27	7	4	4	3	2	0	0	0	0	0	31	39	6.00	1.500
34 Kerry Wood, R ERA: 4.0	(7, 1)	1.0		3	0	0	0	2	0	0	0	0	0	0	7	7	0.00	0.000
Bob Howry, R ERA: 8.59	(8, 1)	1.0		5	1	0	0	1	0	0	1	0	0	0	6	7	0.00	1.000
22 Kevin Hart, R ERA: 7.0	(9, 1)	1.0		4	1	1	1	0	0	0	0	0	0	1	4	4	9.00	1.000
47 Scott Eyre, L ERA: 9.45	(10, 1)	1.0		8	4	3	3	1	1	0	0	0	0	0	9	13	27.00	5.000

PITCHER	IP	WLS	BF	H	R	ER	SO	BB	IBB	HBP	BLK	WP	HR	S	P	ERA	WHIP

TOP

Chicago White Sox @ Chicago Cubs

Hohokam Park, Mesa, AZ

Sat Mar 22 2008, 4:05 PM EDT
Att. 12,859 - Sunny - 75 F

livebaseballscorecards.com

AB	42
R	8
H	13
RBI	8
BB	3
SO	7
LOB	20

PA: 47

Batter	1	2	3	4	5	6	7	8	9	10	AB	R	H	RBI	BB	SO	LOB
17 Mike Fontenot, L (1, 6) OBP: 0.353, SLG: 0.511 19 Matt Murton, R (9, PH) OBP: 0.414, SLG: 0.434 (10, 7)	BBBB . 4-0 16 S 25 1B BB	x 0-0 ① G4-3	SSS 0-3 ③ K				x 0-0 12 CS 1B		BBBB . 4-0 25 BB 2-3 BB	x 0-0 E9 1-3 2-H 3-H	3 1	0 0	1 0	0 1	1 1	1 0	0 1
12 Alfonso Soriano, R (1, 7) OBP: 0.298, SLG: 0.477 64 Casey McGehee, R (10, 5) OBP: 0.457, SLG: 0.636	x 0-0 ① F8	x 0-0 ② L5				SSS 0-3 ① K	SSS 0-3 ① ② K 1-2		x 0-0 ① SF9 3-H	SSS 0-3 ② K	4 1	0 0	0 0	1 0	0 0	2 1	2 2
25 Derrek Lee, R (1, 3) OBP: 0.276, SLG: 0.388 47 Scott Eyre, L (10, 1) 27 Sam Fuld, L (10, PH) OBP: 0.341, SLG: 0.226	x 0-0 16 S 1-2 1B	x 0-0 ③ F9				x 0-0 16 2B 3B	CCC 0-3 ③ K		BBBB . 4-0 67 G4-6-3 1-2 BB	x 0-0 ③ G6-3	4 0 1	1 0 0	2 0 0	0 0 0	1 0 0	1 0 0	0 0 2
16 Aramis Ramirez, R (1, 5) OBP: 0.421, SLG: 0.500 22 Kevin Hart, R (9, 1) 67 Micah Hoffpauir, L (9, PH) OBP: 0.412, SLG: 0.673 (10, 3)	SSS 0-3 ② K 1-2 2-3			x 0-0 ① G6-3		x 0-0 4 FC5-4 18 2B 3-H 2B		x 0-0 ① F7	x 0-0 ②③ G4-6-3 1-2f		4 0 1	1 0 0	1 0 0	1 0 0	0 0 0	1 0 0	2 0 2
1 Kosuke Fukudome, L (1, 9) OBP: 0.377, SLG: 0.313	SST 0-2 ③ K			x 0-0 E6		BBBB . 4-0 4 FC5-4 BB		x 0-0 18 BB 1B	x 0-0 1B 4 BB 20 FC1-2 1B		4	0	2	0	1	1	2
Mark DeRosa, R (1, 4) OBP: 0.281, SLG: 0.379 4 Eric Patterson, L (6, PH) OBP: 0.364, SLG: 0.400 (7, 4)		CCC 0-3 ① K		x 0-0 ② F9		x 0-0 ② FC5-4 18 2B 1-2f 2-3		x 0-0 ② L9	BBBB . 4-0 20 FC1-2 1B 1-2 BB	BBBB . 4-0 20 FC1-2 1B BB 1-2 BB	2 2	0 2	0 0	0 0	1 1	1 0	1 3
18 Geovany Soto, R (1, 2) OBP: 0.327, SLG: 0.302 Henry Blanco, R (9, 2) OBP: 0.393, SLG: 0.615	x 0-0 ② G4-3	SSS 0-3 ③ K				x 0-0 20 1B 1-H 3-H 2B		BBBB . 4-0 1-2 BB	x 0-0 BB 20 FC1-2 19 E 1-2 2-3 1B		3 1	1 1	1 1	2 0	1 0	1 0	1 0
20 Felix Pie, L (1, 8) OBP: 0.327, SLG: 0.458	x 0-0 30 FC6 1B				x 0-0 ① F9	x 0-0 2-H 1B		SSS 0-3 ③ K		x 0-0 ① FC1-2 BB 19 E 1-2 2-3 3-Hf	5	1	2	1	0	1	5
30 Ted Lilly, L (1, 1) 33 Daryle Ward, L (6, PH) OBP: 0.419, SLG: 0.700 34 Kerry Wood, R (7, 1) Bob Howry, L (8, 1) Ronny Cedeno, R (9, 5) OBP: 0.378, SLG: 0.588 (10, 6)	x 0-0 ③ FC6 1-2f				x 0-0 ② F7	x 0-0 ③ G3			x 0-0 19 WP 12 SF9 2B	BBBB . 4-0 19 E 1-2 2-3 3-H BB	2 1 0 0 1	0 0 0 0 1	0 0 0 0 1	0 0 0 0 1	0 0 0 0 1	0 1 0 0 0	1 1 0 0 0
Inning Stats	R: 0 H: 1 E: 0 LOB: 2 K: 2 BB: 1 S: 8 P: 12	R: 0 H: 1 E: 0 LOB: 1 K: 1 BB: 0 S: 6 P: 6	R: 0 H: 0 E: 0 LOB: 0 K: 0 BB: 0 S: 3 P: 3	R: 0 H: 0 E: 1 LOB: 1 K: 1 BB: 0 S: 6 P: 6	R: 0 H: 0 E: 0 LOB: 0 K: 1 BB: 0 S: 5 P: 5	R: 4 H: 4 E: 0 LOB: 1 K: 1 BB: 1 S: 9 P: 13	R: 0 H: 1 E: 0 LOB: 0 K: 2 BB: 0 S: 7 P: 7	R: 0 H: 1 E: 0 LOB: 2 K: 1 BB: 1 S: 6 P: 10	R: 1 H: 1 E: 0 LOB: 1 K: 0 BB: 2 S: 3 P: 11	R: 3 H: 2 E: 1 LOB: 2 K: 1 BB: 2 S: 8 P: 16	1B: 7 SF: 1 2B: 4 SAC: 0 3B: 1 DP: 2 HR: 0 HBP: 0						

PITCHER	IP	WLS	BF	H	R	ER	SO	BB	IBB	HBP	BLK	WP	HR	S	P	ERA	WHIP
Javier Vazquez, R (1, 1) ERA: 4.58	5.2		26	6	4	4	6	2	0	0	0	0	0	36	44	6.35	1.412
37 Matt Thornton, L (6, 1) ERA: 2.84	0.1		2	1	0	0	0	0	0	0	0	0	0	2	2	0.00	3.000
26 Octavio Dotel, R (7, 1) ERA: 11.05	1.0		2	0	0	0	2	0	0	0	0	0	0	6	6	0.00	0.000
45 Bobby Jenks, R (8, 1) ERA: 2.0	1.0		5	1	0	0	1	1	0	0	0	0	0	6	10	0.00	2.000
57 Boone Logan, L (9, 1) ERA: 6.1	0.1	B	3	1	1	1	0	1	0	0	0	1	0	2	6	27.00	6.000

PITCHER	IP	WLS	BF	H	R	ER	SO	BB	IBB	HBP	BLK	WP	HR	S	P	ERA	WHIP
47 Mike MacDougal, R (9, 1) ERA: 5.87	0.2		2	0	0	0	0	1	0	0	0	0	0	1	5	0.00	1.500
Brian Omogrosso, R (10, 1) ERA: 9.0	1.0	B	8	2	3	1	1	2	0	0	0	0	0	8	16	9.00	4.000

BOTTOM

Chicago White Sox @ Chicago Cubs

Hohokam Park, Mesa, AZ

Sat Mar 22 2008, 4:05 PM EDT

Att. 12,859 - Sunny - 75 F

livebaseballscorecards.com

AB	40
R	8
H	11
RBI	7
BB	7
SO	10
LOB	25

WP: 1 PA: 48
PB: 0
SB: 2
CS: 1

Chicago Cubs @ San Diego Padres

Peoria Stadium, Peoria, AZ

Sun Mar 23 2008, 4:05 PM EDT

Att. 12,035 - Sunny - 81 F

TOP

livebaseballscorecards.com

Batter	1	2	3	4	5	6	7	8	9	AB	R	H	RBI	BB	SO	LOB
4 Eric Patterson, L (1, 4) (6, 9) OBP: 0.347, SLG: 0.378	E6 (12 16 12 S 16 1B); F9			1B (1-2 3-H)		B1-3		G4-6-3 (1-2f)		5	1	1	1	0	0	2
12 Alfonso Soriano, R (1, 7) OBP: 0.314, SLG: 0.468	1B (25 S 16 1B) (1-3)	K		K		BB			F9	3	1	1	0	1	2	2
19 Matt Murton, R (6, 7) OBP: 0.407, SLG: 0.426										1	0	0	0	0	0	0
25 Derrek Lee, R (1, 3) OBP: 0.274, SLG: 0.365	BB (1 BB 16 1B 2 2B) (1-2)	F9		F9 (2-3)		G6-3			K	3	1	0	0	1	0	3
17 Mike Fontenot, L (6, 4) OBP: 0.346, SLG: 0.500										1	0	0	0	0	1	0
16 Aramis Ramirez, R (1, 5) OBP: 0.415, SLG: 0.486	1B (1 BB 2 2B) (1-2 2-H 3-H)	G1-6-3		F7			P3		20 1B	3	1	1	2	0	0	2
64 Casey McGehee, R (4, 5) OBP: 0.459, SLG: 0.629										2	0	1	0	0	0	0
1 Kosuke Fukudome, L (1, 8) OBP: 0.391, SLG: 0.306	BB (2 2B) (1-2 2-3)	F8			BB		1B (67 1B)		1B (1-2)	1	1	0	0	2	0	0
20 Felix Pie, L (5, 8) OBP: 0.352, SLG: 0.480										2	0	2	0	0	0	0
67 Micah Hoffpauir, L (1, 9) OBP: 0.393, SLG: 0.630	F4	P5			F8		1B (G4-6-3 1-2)		F7	5	0	1	0	0	0	6
(6, 3)																
18 Geovany Soto, R (1, 2) OBP: 0.308, SLG: 0.283	K	K			P3		G4-6-3 (1-2f)			3	0	0	0	0	2	4
Henry Blanco, R (6, 2) OBP: 0.379, SLG: 0.593										1	0	0	0	0	0	2
2 Ryan Theriot, R (1, 6) OBP: 0.383, SLG: 0.448	2B (1-H 2-H 3-H)			1B (1B 4 1B S)	G6-3			1B (4 G4-6-3)		3	2	2	3	0	0	1
63 Carmen Pignatiello, R (5, 1)										0	0	0	0	0	0	0
34 Kerry Wood, R (7, 1)										0	0	0	0	0	0	0
33 Daryle Ward, L (8, PH) OBP: 0.438, SLG: 0.710										1	0	1	0	0	0	0
Tim Lahey, R (8, 1)										0	0	0	0	0	0	0
60 Les Walrond, L (8, 1)										0	0	0	0	0	0	0
Bob Howry, L (9, 1)										0	0	0	0	0	0	0
Jason Marquis, L (1, 1) OBP: 0.750, SLG: 0.667	1B (2-H)			1B (25 F9 4 1B) (1-3)		F9			K	2	0	2	1	0	0	0
Ronny Cedeno, R (5, 6) OBP: 0.359, SLG: 0.556										2	0	0	0	0	1	1
Inning Stats	R: 6 E: 1 K: 1 S: 11 H: 4 LOB: 1 BB: 2 P: 19	R: 0 E: 0 K: 1 S: 5 H: 0 LOB: 0 BB: 0 P: 5	R: 0 E: 0 K: 1 S: 5 H: 0 LOB: 0 BB: 0 P: 5	R: 1 E: 0 K: 1 S: 9 H: 3 LOB: 2 BB: 0 P: 9	R: 0 E: 0 K: 0 S: 3 H: 0 LOB: 1 BB: 1 P: 7	R: 0 E: 0 K: 0 S: 3 H: 0 LOB: 1 BB: 1 P: 7	R: 0 E: 0 K: 0 S: 4 H: 2 LOB: 1 BB: 0 P: 4	R: 0 E: 0 K: 1 S: 5 H: 1 LOB: 0 BB: 0 P: 5	R: 0 E: 0 K: 1 S: 7 H: 2 LOB: 2 BB: 0 P: 7	1B: 11 2B: 1 3B: 0 HR: 0	SF: 0 SAC: 0 DP: 2 HBP: 0						

	AB	38
	R	7
	H	12
	RBI	7
	BB	4
	SO	6
	LOB	23

WP: 0 PB: 0 SB: 3 CS: 0 PA: 42

PITCHER		IP	WLS	BF	H	R	ER	SO	BB	IBB	HBP	BLK	WP	HR	S	P	ERA	WHIP
Greg Maddux, R (1, 1) ERA: 2.45		4.0	L	22	7	7	2	4	2	0	0	0	0	0	30	38	4.50	2.250
49 Wilfredo Ledezma, L (5, 1) ERA: 0.69		2.0		8	0	0	0	0	2	0	0	0	0	0	6	14	0.00	1.000
Trevor Hoffman, R (7, 1) ERA: 6.35		1.0		4	2	0	0	0	0	0	0	0	0	0	4	4	0.00	2.000
52 Enrique Gonzalez, R (8, 1) ERA: 2.31		2.0		8	3	0	0	2	0	0	0	0	0	0	12	12	0.00	1.500

PITCHER	IP	WLS	BF	H	R	ER	SO	BB	IBB	HBP	BLK	WP	HR	S	P	ERA	WHIP

Chicago Cubs @ San Diego Padres

Peoria Stadium, Peoria, AZ

Sun Mar 23 2008, 4:05 PM EDT
Att. 12,035 - Sunny - 81 F

livebaseballscorecards.com

BOTTOM

Batter	1	2	3	4	5	6	7	8	9	AB	R	H	RBI	BB	SO	LOB
24 Brian Giles, L (1, 9) OBP: 0.300, SLG: 0.222										3	1	1	0	0	0	0
16 Chase Headley, S (6, 7) OBP: 0.362, SLG: 0.744	23 BLK 10 1B 23 HR 1B	G3			P2			13 BB 1B		1	0	1	0	0	0	0
10 Tadahito Iguchi, R (1, 4) OBP: 0.375, SLG: 0.444			F8			G5-3		K		3	1	1	0	0	0	0
9 Brian Myrow, L (7, 3) OBP: 0.571, SLG: 0.474	23 BLK 1-2 23 HR 1B									1	0	0	0	0	1	1
18 Paul McAnulty, L (1, 7) OBP: 0.396, SLG: 0.636	F8		F9			K		BB 1-2		3	0	0	0	0	1	2
(6, 9)																
13 Oscar Robles, L (7, 6) OBP: 0.333, SLG: 0.273										0	0	0	0	1	0	0
23 Adrián González, L (1, 3) OBP: 0.417, SLG: 0.618	1-H 2-H HR		K			1B		K		3	1	2	3	0	1	0
11 Craig Stansberry, R (6, PR) OBP: 0.464, SLG: 0.600										1	0	0	0	0	1	2
(7, 4)																
3 Khalil Greene, R (1, 6) OBP: 0.132, SLG: 0.171	G5-3			F8		F7		G4-3		3	0	0	0	0	0	1
63 Mike Baxter, L (7, 9) OBP: 0.111, SLG: 0.111										1	0	0	0	0	0	2
12 Scott Hairston, R (1, 8) OBP: 0.344, SLG: 0.667				K			F8		F7	3	0	1	0	0	1	0
Callix Crabbe, S (8, 8) OBP: 0.386, SLG: 0.472	3B									1	0	0	0	0	0	0
8 Michael Barrett, R (1, 2) OBP: 0.308, SLG: 0.423	K			G3-1			2 WP 1B			2	0	0	0	0	1	1
49 Wilfredo Ledezma, L (5, 1)										0	0	0	0	0	0	0
Trevor Hoffman, R (7, 1)										0	0	0	0	0	0	0
33 Jody Gerut, L (7, PH) OBP: 0.326, SLG: 0.581										1	0	1	0	0	0	0
52 Enrique Gonzalez, R (8, 1)										0	0	0	0	0	0	0
Andy Parrino, S (9, PH)										1	0	0	0	0	1	0
2 Luis Antonio Rodriguez, S (1, 5) OBP: 0.485, SLG: 0.444		G6-3			K		1-2		P2	3	0	0	0	0	2	1
78 Brett Dowdy, R (8, 5)										1	0	0	0	0	0	0
Greg Maddux, R (1, 1)		K			K		K			1	0	0	0	0	1	0
28 Josh Bard, S (5, 2) OBP: 0.313, SLG: 0.276										2	0	0	0	0	2	1

	AB	34
	R	3
	H	7
	RBI	3
	BB	1
	SO	12
	LOB	11

Inning Stats	1	2	3	4	5	6	7	8	9
	R: 3 H: 4 E: 0 LOB: 1 K: 1 BB: 0 S: 11 P: 12	R: 0 H: 0 E: 0 LOB: 0 K: 1 BB: 0 S: 5 P: 5	R: 0 H: 0 E: 0 LOB: 0 K: 1 BB: 0 S: 5 P: 5	R: 0 H: 0 E: 0 LOB: 0 K: 1 BB: 0 S: 5 P: 5	R: 0 H: 0 E: 0 LOB: 0 K: 2 BB: 0 S: 7 P: 7	R: 0 H: 1 E: 0 LOB: 1 K: 1 BB: 0 S: 6 P: 6	R: 0 H: 1 E: 0 LOB: 1 K: 2 BB: 0 S: 8 P: 9	R: 0 H: 1 E: 0 LOB: 2 K: 2 BB: 1 S: 8 P: 12	R: 0 H: 0 E: 0 LOB: 0 K: 1 BB: 0 S: 5 P: 5

1B: 5	SF: 0	WP: 1	PA: 35
2B: 0	SAC: 0	PB: 0	
3B: 1	DP: 0	SB: 0	
HR: 1	HBP: 0	CS: 0	

PITCHER		IP	WLS	BF	H	R	ER	SO	BB	IBB	HBP	BLK	WP	HR	S	P	ERA	WHIP
Jason Marquis, R ERA: 2.95	(1, 1)	4.1	W	17	4	3	3	5	0	0	0	1	0	1	29	30	6.23	0.923
63 Carmen Pignatiello, L ERA:	(5, 1)	1.2		6	1	0	0	2	0	0	0	0	0	0	10	10	0.00	0.600
34 Kerry Wood, R ERA: 3.6	(7, 1)	1.0		4	1	0	0	2	0	0	0	0	1	0	8	9	0.00	1.000
Tim Lahey, R ERA: 6.3	(8, 1)	0.2		4	1	0	0	2	1	0	0	0	0	0	7	11	0.00	3.000
60 Les Walrond, L ERA: 8.53	(8, 1)	0.1	H	1	0	0	0	0	0	0	0	0	0	0	1	1	0.00	0.000

PITCHER		IP	WLS	BF	H	R	ER	SO	BB	IBB	HBP	BLK	WP	HR	S	P	ERA	WHIP
Bob Howry, R ERA: 7.56	(9, 1)	1.0		3	0	0	0	1	0	0	0	0	0	0	5	5	0.00	0.000

Batter	1	2	3	4	5	6	7	8	9	AB	R	H	RBI	BB	SO	LOB
Ramón Vázquez, L (1, 4) OBP: 0.364, SLG: 0.353	F8		BB		1B	K			G3	4	2	1	0	1	1	0
87 Casey Benjamin, L (1, 6) OBP: 0.333, SLG: 0.500	2B		1B		SH5-3		G1-3		F7	4	2	2	0	0	0	0
7 David Murphy, L (1, 7) 29 Jason Botts, S (8, 7) OBP: 0.407, SLG: 0.725 OBP: 0.386, SLG: 0.476	1B		2B		BB	K	K		BB	3 0	0 0	2 0	3 0	1 1	1 0	0 0
32 Josh Hamilton, L (1, 8) 8 Engel Beltre, L (6, 8) OBP: 0.500, SLG: 0.780	F7		G4-3		1B		F8		G4-3	3 2	0 0	1 0	1 0	0 0	0 0	2 1
22 Marlon Byrd, R (1, 9) 17 Nelson Cruz, R (8, PH) (8, 9) OBP: 0.246, SLG: 0.283 OBP: 0.268, SLG: 0.395	K		G5-3		F9			BB		3 0	0 0	0 0	0 0	0 1	1 0	4 0
Ben Broussard, L (1, 3) 28 Kevin Mench, R (8, PH) (8, 3) OBP: 0.288, SLG: 0.447 OBP: 0.457, SLG: 0.641		1B	K		BB			FC4-6		2 1	0 1	1 0	0 0	1 0	1 0	1 1
25 Jarrod Saltalamacchia, S (1, 2) 2 Adam Melhuse, S (7, 2) OBP: 0.273, SLG: 0.563 OBP: 0.375, SLG: 0.682	K	K	K	K				HR		3 1	0 1	0 1	0 2	0 0	3 0	4 0
Adam Fox, R (1, 5) OBP: 0.200, SLG: 0.200	1B	P3		F9				G3		4	0	1	0	0	0	0
13 Kason Gabbard, L (1, 1) 36 C.J. Wilson, L (7, 1) 37 Jason Ellison, R (8, PH) OBP: 0.500, SLG: 0.419 53 Joaquín Benoit, R (8, 1) 55 Robinson Tejeda, R (9, 1)		B1-6	K			K		P4		3 0 1 0 0	0 0 0 0 0	0 0 0 0 0	0 0 0 0 0	0 0 0 0 0	2 0 0 0 0	2 0 0 0 0
Inning Stats	R: 1 E: 0 K: 1 S: 7 H: 2 LOB: 1 BB: 0 P: 7	R: 0 E: 0 K: 1 S: 6 H: 2 LOB: 1 BB: 0 P: 6	R: 2 E: 0 K: 1 S: 7 H: 2 LOB: 1 BB: 1 P: 11	R: 0 E: 0 K: 2 S: 7 H: 0 LOB: 0 BB: 0 P: 7	R: 1 E: 0 K: 1 S: 7 H: 2 LOB: 3 BB: 2 P: 15	R: 0 E: 0 K: 2 S: 7 H: 0 LOB: 0 BB: 0 P: 7	R: 0 E: 0 K: 1 S: 5 H: 0 LOB: 0 BB: 0 P: 5	R: 2 E: 0 K: 0 S: 4 H: 1 LOB: 0 BB: 1 P: 8	R: 0 E: 0 K: 0 S: 3 H: 0 LOB: 1 BB: 1 P: 7	1B: 6 2B: 3 3B: 0 HR: 1 SF: 0 SAC: 1 DP: 1 HBP: 0						

PITCHER	IP	WLS	BF	H	R	ER	SO	BB	IBB	HBP	BLK	WP	HR	S	P	ERA	WHIP
46 Ryan Dempster, R (1, 1) ERA: 5.23	4.2		24	8	4	4	5	3	0	0	0	0	0	31	43	7.71	2.357
49 Carlos Marmol, R (5, 1) ERA: 2.0	0.1	H	1	0	0	0	1	0	0	0	0	0	0	3	3	0.00	0.000
32 Jon Lieber, R (6, 1) ERA: 2.5	3.0	B	11	1	2	2	3	1	0	0	0	0	1	16	20	6.00	0.667
60 Les Walrond, L (9, 1) ERA: 7.36	1.0	W	4	0	0	0	0	1	0	0	0	0	0	3	7	0.00	1.000

PITCHER	IP	WLS	BF	H	R	ER	SO	BB	IBB	HBP	BLK	WP	HR	S	P	ERA	WHIP

TOP

Texas Rangers @ Chicago Cubs

Hohokam Park, Mesa, AZ

Mon Mar 24 2008, 4:05 PM EDT

Att. 12,757 - Sunny - 82 F

livebaseballscorecards.com

AB	34
R	6
H	9
RBI	6
BB	5
SO	9
LOB	15

Batter	1	2	3	4	5	6	7	8	9	AB	R	H	RBI	BB	SO	LOB
Ronny Cedeno, R (1, 6) OBP: 0.357, SLG: 0.538	F7	G4-6-3 1-2f			12 E 12 SF8 3-H 1B		F8			3	1	1	1	0	0	1
6 Alex Cintron, S (6, 6) OBP: 0.325, SLG: 0.421										1	0	0	0	0	0	1
12 Alfonso Soriano, R (1, 7) OBP: 0.315, SLG: 0.458	16 E 25 1B 16 G5-3 BB		K		SF8 1-H			P6		1	1	0	1	1	1	0
67 Micah Hoffpauir, L (6, 3) OBP: 0.386, SLG: 0.618										1	0	0	0	0	0	0
25 Derrek Lee, R (1, 3) OBP: 0.277, SLG: 0.364	19 1B 16 E HR 1-2 1B		G1-3		G5-3			E9 1B		3	1	1	0	0	0	0
32 Jon Lieber, L (6, 1) OBP: 0.667, SLG: 0.667										0	0	0	0	0	0	0
33 Daryle Ward, L (8, PH) OBP: 0.455, SLG: 0.719										1	0	1	0	0	0	0
27 Sam Fuld, L (8, PR) OBP: 0.341, SLG: 0.226										0	0	0	0	0	0	0
60 Les Walrond, L (9, 1)										0	0	0	0	0	0	0
16 Aramis Ramirez, R (1, 5) OBP: 0.409, SLG: 0.459	G5-3 1-2 2-H		F8			19 G5-4-3 BB		K		2	0	0	1	1	0	1
17 Mike Fontenot, L (6, PR) OBP: 0.340, SLG: 0.489										1	0	0	0	0	1	1
(7, 4)																
19 Matt Murton, R (1, 9) OBP: 0.397, SLG: 0.414	HR 2-3 1B			G4-3		G5-4-3 1-2f		K		4	1	1	0	0	1	2
(6, 7)																
Mark DeRosa, R (1, 4) OBP: 0.278, SLG: 0.455	3-2 1-H 3-H HR			L5		F7			K	4	1	1	3	0	1	1
(7, 5)																
18 Geovany Soto, R (1, 2) OBP: 0.296, SLG: 0.271	G6-3			K			20 SH5-3 1B		L6	2	0	0	0	0	1	0
Henry Blanco, R (7, 2) OBP: 0.387, SLG: 0.586										2	0	1	0	0	0	0
20 Felix Pie, L (1, 8) OBP: 0.386, SLG: 0.566		G4-6-3 1B			64 G4-3 1B 2B		SH5-3 1-2		4 1B 3B	3	2	3	0	0	0	0
46 Ryan Dempster, R (1, 1)		K			G4-3 2-3		F9		3-H 1B	1	0	0	0	0	1	1
49 Carlos Marmol, R (5, 1)										0	0	0	0	0	0	0
64 Casey McGehee, R (5, PH) OBP: 0.447, SLG: 0.611										1	0	0	0	0	0	1
4 Eric Patterson, L (6, 9) OBP: 0.353, SLG: 0.383										2	0	1	1	0	0	1
Inning Stats	R: 4 E: 1 K: 0 S: 8 H: 3 LOB: 0 BB: 1 P: 15	R: 0 E: 0 K: 1 S: 5 H: 1 LOB: 0 BB: 0 P: 5	R: 0 E: 0 K: 1 S: 5 H: 0 LOB: 0 BB: 0 P: 5	R: 0 E: 0 K: 1 S: 5 H: 0 LOB: 0 BB: 0 P: 5	R: 2 E: 0 K: 0 S: 6 H: 2 LOB: 0 BB: 0 P: 6	R: 0 E: 0 K: 0 S: 2 H: 0 LOB: 1 BB: 1 P: 6	R: 0 E: 0 K: 0 S: 4 H: 1 LOB: 1 BB: 0 P: 4	R: 0 E: 1 K: 2 S: 8 H: 1 LOB: 1 BB: 0 P: 8	R: 1 E: 0 K: 1 S: 6 H: 2 LOB: 1 BB: 0 P: 6	1B: 7 2B: 1 3B: 1 HR: 1	SF: 1 SAC: 1 DP: 2 HBP: 0						

PITCHER	IP	WLS	BF	H	R	ER	SO	BB	IBB	HBP	BLK	WP	HR	S	P	ERA	WHIP
13 Kason Gabbard, L (1, 1) ERA: 10.8	6.0		24	6	6	5	3	2	0	0	0	0	1	31	42	7.50	1.333
36 C.J. Wilson, L (7, 1) ERA:	1.0		4	1	0	0	0	0	0	0	0	0	0	4	4	0.00	1.000
53 Joaquín Benoit, R (8, 1) ERA:	1.0		4	1	0	0	2	0	0	0	0	0	0	8	8	0.00	1.000
55 Robinson Tejeda, R (9, 1) ERA: 7.36	0.2	L	4	2	1	1	1	0	0	0	0	0	0	6	6	13.50	3.000

PITCHER	IP	WLS	BF	H	R	ER	SO	BB	IBB	HBP	BLK	WP	HR	S	P	ERA	WHIP

Texas Rangers @ Chicago Cubs

Hohokam Park, Mesa, AZ

Mon Mar 24 2008, 4:05 PM EDT

Att. 12,757 - Sunny - 82 F

BOTTOM

livebaseballscorecards.com

AB	32
R	7
H	10
RBI	7
BB	2
SO	6
LOB	10

WP: 0	PA: 36
PB: 0	
SB: 0	
CS: 0	

Chicago Cubs @ San Francisco Giants

Scottsdale Stadium, Scottsdale, AZ

Tue Mar 25 2008, 4:05 PM EDT

Att. 11,999 - Partly Cloudy - 83 F

TOP

livebaseballscorecards.com

Batter	1	2	3	4	5	6	7	8	9	AB	R	H	RBI	BB	SO	LOB
2 Ryan Theriot, R (1, 6) OBP: 0.375, SLG: 0.435 22 Kevin Hart, R (6, 1) 45 Sean Marshall, L (7, 1) OBP: 1.000, SLG: 1.000 43 Michael Wuertz, R (8, 1) 20 Felix Pie, L (9, PH) OBP: 0.379, SLG: 0.556 (9, 8)	X 0-0 ① G6-3		X 0-0 9 FC5-4 1B		X 0-0 ① G6-3	X 0-0 ③ G6-3			S S S 0-3 ① K	4 0 1 0 0 0 0 0 0 0 0 0 0 0 0 0 0 0 0 0 0 0 0 0 0 0 0 0 1 0 0 0 0 1 0						
9 Reed Johnson, R (1, 8) OBP: 0.340, SLG: 0.395 (9, 9)	S S S 0-3 ② K		X 0-0 ② FC5-4 1-2f		X 0-0 E7 25 HR 2B		X 0-0 ① G6-3		X 0-0 33 G1-3 6 3B 33 S 1B	5 2 2 0 0 1 1						
25 Derrek Lee, R (1, 3) OBP: 0.279, SLG: 0.414 33 Daryle Ward, L (5, 3) OBP: 0.429, SLG: 0.676	X 0-0 ③ G5-3		C C C 0-3 ③ K		X 0-0 3-H HR		S S S 0-3 ② K		B X 1-0 ② G1-3 1-3	3 1 1 2 0 1 1 2 0 0 0 0 1 1						
16 Aramis Ramirez, R (1, 5) OBP: 0.447, SLG: 0.513 6 Alex Cintron, S (6, 5) OBP: 0.333, SLG: 0.475		X 0-0 2B		B B B B 4-0 19 1B 18 1B BB	X 0-0 1 BB 1B		X 0-0 ③ G5-3		X 0-0 1 1B 3-H 3B	2 1 2 0 1 0 0 2 1 1 1 0 0 0						
1 Kosuke Fukudome, L (1, 9) OBP: 0.406, SLG: 0.308 63 Carmen Pignatiello, R (9, 1)		X 0-0 ① G5-3		X 0-0 ① F9	B B B B 4-0 1-2 BB			B C B B B 4-1 17 2B 19 SF8 BB	X 0-0 3-H 1B	3 1 1 1 2 0 2 0 0 0 0 0 0 0						
Mark DeRosa, R (1, 4) OBP: 0.256, SLG: 0.417 17 Mike Fontenot, L (6, 4) OBP: 0.345, SLG: 0.510		C C C 0-3 ② K		S S S 0-3 ② K	X 0-0 ② F7			1 SAFE B C B X 2-1 1-3 19 SF8 2B	C C C 0-3 ③ K	3 0 0 0 0 2 4 2 0 1 0 0 1 1						
19 Matt Murton, R (1, 7) OBP: 0.388, SLG: 0.410		S S S 0-3 ③ K	X 0-0 1-3 18 1B 1B	S S S 0-3 ③ K				B S X 1-1 ① SF8 2-3 3-H		3 0 1 1 0 2 3						
18 Geovany Soto, R (1, 2) OBP: 0.316, SLG: 0.353 Henry Blanco, R (6, 2) OBP: 0.375, SLG: 0.567			B X 1-0 HR	X 0-0 1-2 3-H 53 FC1-6-4 1B		X 0-0 ① L7		C B S S S 1-3 ② K		3 1 2 2 0 0 0 1 0 0 0 0 1 1						
53 Rich Hill, L (1, 1) 9 Leon Johnson, L (6, PH) Ronny Cedeno, R (6, 6) OBP: 0.349, SLG: 0.525			C C C 0-3 ① K	X 0-0 ③ FC1-6-4 1-2f		X 0-0 ② G6-3		B C B F S 2-3 ③ K		2 0 0 0 0 1 2 1 0 0 0 0 0 0 1 0 0 0 0 1 1						
Inning Stats	R: 0 H: 0 E: 0 LOB: 0 K: 1 BB: 0 S: 5 P: 5	R: 0 H: 1 E: 0 LOB: 1 K: 2 BB: 0 S: 8 P: 8	R: 1 H: 2 E: 0 LOB: 0 K: 2 BB: 0 S: 9 P: 10	R: 1 H: 2 E: 0 LOB: 2 K: 1 BB: 1 S: 7 P: 11	R: 2 H: 3 E: 1 LOB: 2 K: 1 BB: 1 S: 8 P: 12	R: 0 H: 0 E: 0 LOB: 0 K: 0 BB: 0 S: 3 P: 3	R: 0 H: 0 E: 0 LOB: 0 K: 1 BB: 0 S: 5 P: 5	R: 1 H: 1 E: 0 LOB: 1 K: 2 BB: 1 S: 11 P: 21	R: 2 H: 3 E: 0 LOB: 1 K: 2 BB: 0 S: 10 P: 11	1B: 6 SF: 1 2B: 3 SAC: 0 3B: 1 DP: 0 HR: 2 HBP: 0						

AB	38
R	7
H	12
RBI	7
BB	3
SO	12
LOB	17

WP: 0 PA: 42
PB: 0
SB: 1
CS: 0

PITCHER		IP	WLS	BF	H	R	ER	SO	BB	IBB	HBP	BLK	WP	HR	S	P	ERA	WHIP
53 Jonathan Sánchez, L ERA: 6.0	(1, 1)	5.0		25	8	4	4	7	2	0	0	0	0	2	37	46	7.20	2.000
43 Bartolome Fortunato, R ERA: 2.0	(6, 1)	1.1		4	0	0	0	0	0	0	0	0	0	0	4	4	0.00	0.000
48 Erick Threets, L ERA: 4.91	(7, 1)	0.2		2	0	0	0	1	0	0	0	0	0	0	4	4	0.00	0.000
Tyler Walker, R ERA: 3.48	(8, 1)	1.0	L	5	1	1	1	2	1	0	0	0	0	0	11	21	9.00	2.000
38 Brian Wilson, R ERA: 6.75	(9, 1)	1.0		6	3	2	2	2	0	0	0	0	0	0	10	11	18.00	3.000

PITCHER	IP	WLS	BF	H	R	ER	SO	BB	IBB	HBP	BLK	WP	HR	S	P	ERA	WHIP

BOTTOM

Chicago Cubs @ San Francisco Giants

Scottsdale Stadium, Scottsdale, AZ

Tue Mar 25 2008, 4:05 PM EDT
Att. 11,999 - Partly Cloudy - 83 F

livebaseballscorecards.com

Batter	1	2	3	4	5	6	7	8	9	AB	R	H	RBI	BB	SO	LOB
Rajai Davis, R (1, 7) (4, 8) OBP: 0.352, SLG: 0.367	G6-3		F7	F9			F7		G5-3	5	0	0	0	0	0	4
8 Eugenio Velez, S (1, 4) OBP: 0.360, SLG: 0.447	2 S 2 1B 1B		K		K		K		14 DI 1B 3-H	5	1	2	1	0	3	1
2 Randy Winn, S (1, 9) OBP: 0.403, SLG: 0.554	33 1B 1B 1-H		HR		K2-3		14 WP 2B BB 1-2		F8	4	2	2	2	1	1	1
33 Aaron Rowand, R (1, 8) OBP: 0.397, SLG: 0.464 14 Fred Lewis, L (3, PR) (4, 7) OBP: 0.387, SLG: 0.492	1B 1-2		HBP		K		K 2B 1-2 2-3		K 1-2	1	0	1	0	0	0	0
										3	0	0	0	0	3	3
Rich Aurilia, R (1, 5) OBP: 0.386, SLG: 0.462 Tyler Walker, R (8, 1) 38 Brian Wilson, R (9, 1)	P2		G5-3			K	2B 1-H 2-H 3-H			4	0	1	2	0	1	3
										0	0	0	0	0	0	0
										0	0	0	0	0	0	0
40 Daniel Ortmeier, S (1, 3) OBP: 0.304, SLG: 0.338	L5			G5-3		K		F7		4	0	0	0	0	1	2
71 Steve Holm, R (1, 2) OBP: 0.333, SLG: 0.318		K		53 SH5-4 29 BB 1B		29 FC6-4 1B		F7		4	0	2	0	0	1	0
29 Brian Bocock, R (1, 6) OBP: 0.242, SLG: 0.180		F9		53 SH5-4 BB 1-2		FC6-4 1-2f		G5-3		3	0	0	0	1	0	1
53 Jonathan Sánchez, L (1, 1) 43 Bartolome Fortunato, R (6, 1) 48 Erick Threets, L (7, 1) Carlos Sosa, L (7, PH) OBP: 0.333, SLG: 0.333 Jose Castillo, R (8, 5) OBP: 0.302, SLG: 0.467		K		SH5-4 1-2 2-3			14 WP 2 BB 2B 1B		8 1B 3B	1	0	0	0	0	1	0
										0	0	0	0	0	0	0
										0	0	0	0	0	0	0
										1	1	1	0	0	0	0
										1	1	1	0	0	0	0
Inning Stats	R: 1 E: 0 K: 0 S: 6 H: 3 LOB: 2 BB: 0 P: 7	R: 0 E: 0 K: 2 S: 7 H: 0 LOB: 0 BB: 0 P: 7	R: 1 E: 0 K: 1 S: 7 H: 1 LOB: 1 BB: 0 P: 11	R: 0 E: 0 K: 0 S: 4 H: 1 LOB: 2 BB: 1 P: 8	R: 0 E: 0 K: 3 S: 9 H: 0 LOB: 0 BB: 0 P: 9	R: 0 E: 0 K: 2 S: 8 H: 1 LOB: 1 BB: 0 P: 8	R: 2 E: 0 K: 2 S: 15 H: 2 LOB: 2 BB: 1 P: 25	R: 0 E: 0 K: 0 S: 4 H: 0 LOB: 0 BB: 0 P: 7	R: 1 E: 0 K: 1 S: 8 H: 2 LOB: 1 BB: 0 P: 12	1B: 7 2B: 1 3B: 1 HR: 1 SF: 0 SAC: 1 DP: 0 HBP: 1						

	AB	36
	R	5
	H	10
	RBI	5
	BB	2
	SO	11
	LOB	15

WP: 1 PB: 0 SB: 1 CS: 0 PA: 40

PITCHER		IP	WLS	BF	H	R	ER	SO	BB	IBB	HBP	BLK	WP	HR	S	P	ERA	WHIP
53 Rich Hill, L ERA: 6.11	(1, 1)	5.0		22	5	2	2	6	1	0	1	0	0	1	33	42	3.60	1.200
22 Kevin Hart, R ERA: 7.59	(6, 1)	1.2	H	8	2	2	2	3	1	0	0	0	0	0	19	29	10.80	1.800
45 Sean Marshall, L ERA: 3.55	(7, 1)	0.1	W	2	1	0	0	1	0	0	0	0	1	0	4	4	0.00	3.000
43 Michael Wuertz, R ERA:	(8, 1)	1.0	H	3	0	0	0	0	0	0	0	0	0	0	4	7	0.00	0.000
63 Carmen Pignatiello, L ERA: 1.0	(9, 1)	1.0	S	5	2	1	1	1	0	0	0	0	0	0	8	12	9.00	2.000

PITCHER	IP	WLS	BF	H	R	ER	SO	BB	IBB	HBP	BLK	WP	HR	S	P	ERA	WHIP

Batter	1	2	3	4	5	6	7	8	9	AB	R	H	RBI	BB	SO	LOB
2 Ryan Theriot, R (1, 6) OBP: 0.368, SLG: 0.424	x 0-0 ① G6-3		x 0-0 ③ G4-3			x 0-0 ① F7	x 0-0 20 1B / 12 1B / 1-2 2-H 1B	x 0-0 1B		4	1	1	1	0	0	0
65 Luis Figueroa, S (7, 6) OBP: 0.400, SLG: 0.600										1	0	1	0	0	0	0
20 Felix Pie, L (1, 8) OBP: 0.397, SLG: 0.559	x 0-0 33 S 1B			S S S 0-3 ① K		x 0-0 12 S / 33 1B 1B	x 0-0 1 BB / 12 1B / 1B 1-2 2-H 1B	x 0-0 ③ G4-3		5	2	3	1	0	1	1
12 Alfonso Soriano, R (1, 7) OBP: 0.310, SLG: 0.442	x 0-0 ② P3			x 0-0 ② F7		C C C 0-3 ② K 1-2	x 0-0 1 BB / 1B 1-2 2-H 1B		x 0-0 E 1 SF9 1B	4	1	1	1	0	1	2
71 Kyle Reynolds, L (7, 3) OBP: 1.000, SLG: 1.000										1	1	1	0	0	0	0
33 Daryle Ward, L (1, 3) OBP: 0.410, SLG: 0.632	S x 0-1 ③ G4-3 1-2			x 0-0 ③ L3		x 0-0 S S S 1 2B / 2-H 1B	S S S 0-3 ② K		S S S 0-3 ① K 1-3	4	0	1	1	0	1	3
Henry Blanco, R (7, 2) OBP: 0.364, SLG: 0.548										1	0	0	0	0	1	1
1 Kosuke Fukudome, L (1, 9) OBP: 0.405, SLG: 0.327		x 0-0 ① P6			x 0-0 ① G6-3	x 0-0 B B B B 1-3 2B	4-0 1B 1-2 2-3 BB		x 0-0 ② SF9 3-H	3	0	1	1	1	0	0
Ronny Cedeno, R (1, 5) OBP: 0.354, SLG: 0.511		S S S 0-3 ② K2-3			x 0-0 18 FC5-4 / 17 1B 1B	x 0-0 ③ P3	x 0-0 1-2 2-H 3-H 1B		x 0-0 ③ G4-3	5	0	2	2	0	1	2
17 Mike Fontenot, L (1, 4) OBP: 0.356, SLG: 0.528		S S S 0-3 ③ K			x 0-0 18 FC5-4 1-2 1B		2 1B 2B / G3-1			4	1	2	0	0	1	2
18 Geovany Soto, R (1, 2) OBP: 0.300, SLG: 0.333			S S S 0-3 ① K		x 0-0 ② FC5-4 1-2f 2-3		S S S 0-3 ① K	x 0-0 ① G6-3		3	0	0	0	0	2	3
9 Reed Johnson, R (7, 7) OBP: 0.333, SLG: 0.386										1	0	0	0	0	0	0
38 Carlos Zambrano, S (1, 1) OBP: 0.143, SLG: 0.571			x 0-0 ② L7		x 0-0 ③ F7		B B B B 4-0 2 1B / 20 1B BB	x 0-0 ② G4-3		2	0	0	0	0	0	2
Bob Howry, L (5, 1)										0	0	0	0	0	0	0
49 Carlos Marmol, R (6, 1)										0	0	0	0	0	0	0
19 Matt Murton, R (7, PH) OBP: 0.391, SLG: 0.403										1	1	0	0	1	0	0
34 Kerry Wood, R (7, 1)										0	0	0	0	0	0	0
19 Matt Murton, R (8, PH) OBP: 0.391, SLG: 0.403										1	1	0	0	1	0	0
63 Carmen Pignatiello, R (9, 1)										0	0	0	0	0	0	0
Inning Stats	R: 0 E: 0 K: 0 S: 5 / H: 1 LOB: 1 BB: 0 P: 5	R: 0 E: 0 K: 2 S: 7 / H: 0 LOB: 0 BB: 0 P: 7	R: 0 E: 0 K: 1 S: 5 / H: 0 LOB: 0 BB: 0 P: 5	R: 0 E: 0 K: 1 S: 5 / H: 0 LOB: 0 BB: 0 P: 5	R: 0 E: 0 K: 0 S: 5 / H: 2 LOB: 2 BB: 0 P: 5	R: 1 E: 0 K: 1 S: 8 / H: 3 LOB: 2 BB: 0 P: 8	R: 5 E: 0 K: 2 S: 12 / H: 5 LOB: 2 BB: 2 P: 20	R: 0 E: 0 K: 0 S: 4 / H: 1 LOB: 1 BB: 0 P: 4	R: 1 E: 0 K: 1 S: 6 / H: 1 LOB: 0 BB: 0 P: 6	1B: 11 2B: 2 3B: 0 HR: 0	SF: 1 SAC: 0 DP: 0 HBP: 0						

TOP

Chicago Cubs @ Los Angeles Angels

Tempe Diablo Stadium, Tempe, AZ

Wed Mar 26 2008, 4:05 PM EDT

Att. 8,936 - Sunny - 82 F

livebaseballscorecards.com

AB	39
R	7
H	13
RBI	7
BB	2
SO	8
LOB	16

WP: 0 PB: 0 SB: 2 CS: 0 — PA: 42

PITCHER		IP	WLS	BF	H	R	ER	SO	BB	IBB	HBP	BLK	WP	HR	S	P	ERA	WHIP
36 Jered Weaver, R ERA: 1.37	(1, 1)	6.0		24	6	1	1	5	0	0	0	0	0	0	35	35	1.50	1.000
97 Fernando Rodriguez Jr., R ERA:	(7, 1)	0.0		0	0	0	0	0	0	0	0	0	0	0	0	0	∞	∞
Von Stertzbach, R ERA:	(7, 1)	0.1	B	3	1	0	0	0	1	0	0	0	0	0	2	6	0.00	6.000
33 Justin Speier, R ERA:	(8, 1)	1.0		4	1	0	0	0	0	0	0	0	0	0	4	4	0.00	1.000
55 Matt Wilhite, R ERA: 5.23	(9, 1)	1.0		4	1	1	0	1	0	0	0	0	0	0	6	6	0.00	1.000

PITCHER	IP	WLS	BF	H	R	ER	SO	BB	IBB	HBP	BLK	WP	HR	S	P	ERA	WHIP

BOTTOM

Batter	1	2	3	4	5	6	7	8	9	AB	R	H	RBI	BB	SO	LOB
77 Reggie Willits, S (1, 8) OBP: 0.333, SLG: 0.341 64 Terry Evans, R (7, 9) OBP: 0.324, SLG: 0.455	C C C 0-3 ① K		X 0-0 ① G4-3		X 0-0 ② L4		S S S 0-3 ① K			3 0 0 0 0 1 0 1 0 0 0 0 1 1						
2 Erick Aybar, S (1, 6) OBP: 0.344, SLG: 0.527 98 P.J. Phillips, R (9, 6) OBP: 0.500, SLG: 0.667	X 0-0 ② P5		X 0-0 ② F8		X 0-0 CS 1B		B X 1-0 ② F9 1-2			4 0 1 0 0 0 1 0 0 0 0 0 0 0						
Juan Rivera, R (1, 9) OBP: 0.410, SLG: 0.543 25 Peter Bourjos, R (6, PR) OBP: 0.409, SLG: 0.591 (7, 8)	X 0-0 ③ G4-3		S S S 0-3 ③ K		S 0-1 ③ CS 1-2	B B B B 4-0 19 HBP 46 1B BB	X 0-0 ③ F9			2 0 0 0 1 1 0 1 1 0 0 0 0 1						
19 Kendrys Morales, S (1, 3) OBP: 0.509, SLG: 0.596 90 Mark Trumbo, R (9, 3) OBP: 0.286, SLG: 0.429		H 1-0 39 1B 32 HR HBP		X 0-0 39 1B 5 E 1B		H 1-0 5 FC1-5 46 1B 1-2 HBP		X 0-0 ① G3		2 2 1 0 0 0 0 0 0 0 0 0 0 0						
39 Robb Quinlan, R (1, 10) OBP: 0.324, SLG: 0.394 46 Bobby Wilson, R (6, PH) OBP: 0.292, SLG: 0.435 (7, 10)		X 0-0 ① 1-3 1B		X 0-0 3 F7 5 E 1-3 1B		X 0-0 5 FC1-5 1-2 2-H 1B		S S S 0-3 ② K		2 0 2 0 0 0 0 2 0 1 1 0 1 0						
5 Jeff Mathis, R (1, 2) OBP: 0.425, SLG: 0.364 96 Anel De Los Santos, R (9, 2)	B B B 4-0 32 HR BB		X 0-0 E6 32 S 1-2 3-H		X 0-0 ① FC1-5 1-2 2-3f			C C C 0-3 ③ K		3 1 0 1 1 1 3 0 0 0 0 0 0 0						
3 Brandon Wood, R (1, 5) OBP: 0.137, SLG: 0.360	S S S 0-3 ② K		2 SAFE X 0-0 ① ② F7 2-3		X 0-0 ② F7			X 0-0 ① G6-3		4 0 0 0 0 1 6						
32 Dee Brown, L (1, 7) OBP: 0.361, SLG: 0.400 Carlos Colmenares, S (9, PH)	S B B X 2-1 1-H 3-H HR		S S S 0-3 ③ K 1-2		X 0-0 ③ P5			S S S 0-3 ② K		3 1 1 3 0 1 3 1 0 0 0 0 1 0						
95 Hainley Statia, S (1, 4) OBP: 0.259, SLG: 0.333	S S S 0-3 ③ K				X 0-0 ① L3		B B B B 4-0 2 WP BB		X 0-0 ③ F8	3 0 0 0 1 1 0						
Inning Stats	R: 0 H: 0 E: 0 LOB: 0 K: 1 BB: 0 S: 5 P: 5	R: 3 H: 2 E: 0 LOB: 0 K: 2 BB: 1 S: 9 P: 16	R: 0 H: 0 E: 0 LOB: 0 K: 1 BB: 0 S: 5 P: 5	R: 1 H: 2 E: 1 LOB: 1 K: 1 BB: 0 S: 7 P: 7	R: 0 H: 1 E: 0 LOB: 0 K: 0 BB: 0 S: 4 P: 4	R: 1 H: 1 E: 0 LOB: 2 K: 0 BB: 1 S: 4 P: 9	R: 0 H: 0 E: 0 LOB: 1 K: 1 BB: 1 S: 5 P: 10	R: 0 H: 0 E: 0 LOB: 0 K: 2 BB: 0 S: 7 P: 7	R: 0 H: 0 E: 0 LOB: 0 K: 1 BB: 0 S: 5 P: 5	1B: 5 SF: 0 2B: 0 SAC: 0 3B: 0 DP: 0 HR: 1 HBP: 2						

PITCHER	IP	WLS	BF	H	R	ER	SO	BB	IBB	HBP	BLK	WP	HR	S	P	ERA	WHIP
38 Carlos Zambrano, R (1, 1) ERA: 2.37	4.0		17	4	4	4	5	1	0	1	0	0	1	26	33	9.00	1.250
Bob Howry, R (5, 1) ERA: 6.75	1.0		3	1	0	0	0	0	0	0	0	0	0	4	4	0.00	1.000
49 Carlos Marmol, R (6, 1) ERA: 2.61	1.1	W	8	1	1	1	1	2	0	1	0	0	0	7	16	6.75	2.250
34 Kerry Wood, R (7, 1) ERA: 3.09	1.2	H	5	0	0	0	2	0	0	0	0	1	0	9	10	0.00	0.000
63 Carmen Pignatiello, L (9, 1) ERA: 0.9	1.0	S	3	0	0	0	1	0	0	0	0	0	0	5	5	0.00	0.000

PITCHER	IP	WLS	BF	H	R	ER	SO	BB	IBB	HBP	BLK	WP	HR	S	P	ERA	WHIP

Chicago Cubs @ Los Angeles Angels

Tempe Diablo Stadium, Tempe, AZ

Wed Mar 26 2008, 4:05 PM EDT

Att. 8,936 - Sunny - 82 F

livebaseballscorecards.com

AB	31
R	5
H	6
RBI	5
BB	3
SO	9
LOB	15

WP: 1 PA: 37
PB: 0
SB: 1
CS: 1

Batter	1	2	3	4	5	6	7	8	9	10	AB	R	H	RBI	BB	SO	LOB
23 Rickie Weeks Jr., R (1, 4) OBP: 0.313, SLG: 0.446 92 Matt Cline, R (3, 4) OBP: 0.500, SLG: 0.625	x 0-0 G6-3 ①	x 0-0 E4 1-H 3-H 3B		H 1-0 47 L6-4 11 BB HBP	x 0-0 L6-3 ③			x 0-0 F7 ①		B B S S S 2-3 K ② 1-H	2 3	1 0	1 0	2 0	0 0	0 1	0 1
25 Mike Cameron, R (1, 8) OBP: 0.478, SLG: 0.784 11 Lorenzo Cain, R (3, 8) OBP: 0.375, SLG: 0.429	x 0-0 L6 ②	B S S B X 3-2 HR		B B B B 4-0 14 WP 1-2 2-3 BB		x 0-0 G3-1 ①		x 0-0 F7 ②		S S S 0-3 K ③	2 3	1 0	1 0	1 0	0 1	0 1	0 0
28 Prince Fielder, L (1, 3) OBP: 0.352, SLG: 0.410 47 Martín Maldonado, R (3, 2)	x 0-0 G5-3 ③	x 0-0 G3 ③		x 0-0 L6-4 ① ② 2-2		x 0-0 G4-3 ②		x 0-0 G6-3 ③			2 3	0 0	0 0	0 0	0 0	0 0	0 3
8 Ryan Braun, R (1, 7) OBP: 0.397, SLG: 0.700 14 Chuckie Caufield, R (3, PR) (3, 7)		x 0-0 7 S 7 1B 2B	x 0-0 1 F8 2B	B B I 4-0 1-2 IBB		x 0-0 G1-3 ③			S S S 0-3 K ①		2 2	1 0	2 0	0 1	0 1	0 1	0 0
2 Bill Hall, R (1, 5) OBP: 0.359, SLG: 0.393 35 Taylor Green, L (3, 5) OBP: 0.667, SLG: 1.000		x 0-0 L8 ①	S S S 0-3 K ①	x 0-0 G6-3 ③			B B B 4-0 27 WP 33 1B 27 G6-3 BB		x 0-0 2B		2 2	0 1	0 1	0 0	0 1	1 0	2 3
1 Corey Hart, R (1, 9) OBP: 0.265, SLG: 0.453 33 Caleb Gindl, L (3, 9) OBP: 0.333, SLG: 0.333		B B B B 4-0 7 S 7 1B BB	x 0-0 F8 ② 2-3		x 0-0 F7 ①		x 0-0 71 FC6-5 27 WP 1-2 1B		x 0-0 F8 ②		1 3	1 0	0 1	0 0	1 0	0 0	1 1
27 Joe Dillon, R (1, 10) OBP: 0.407, SLG: 0.528		S S S 0-3 K ②	x 0-0 L8 ③		B B B 4-0 71 G6-3 11 2B BB		B X 1-0 G6-3 ① 1-2 2-H		x 0-0 F8 ③		4	1	0	1	1	1	6
7 J.J. Hardy, R (1, 6) OBP: 0.404, SLG: 0.614 71 Alcides Escobar, R (4, 6) OBP: 0.362, SLG: 0.435	S X 0-1 11 1B 23 E 1-H 2-H 1B		x 0-0 11 2B 2B		x 0-0 G6-3 ② 1-2		x 0-0 FC6-5 ② 11 FC5-4 2-3			B B B B 4-0 92 E 92 WP BB	2 2	2 1	2 0	2 0	0 1	0 0	0 2
11 Mike Rivera, R (1, 2) OBP: 0.341, SLG: 0.415 (3, 3)	x 0-0 23 E 1-3 1B		x 0-0 11 BB 2-H 2B		x 0-0 2-H 2B		x 0-0 FC5-4 ③ 1-2f			x 0-0 F8 ①	5	1	3	2	0	0	2

Inning Stats																						
	R: 0	H: 0	R: 6	H: 5	R: 0	H: 1	R: 1	H: 2	R: 1	H: 1	R: 0	H: 0	R: 1	H: 1	R: 0	H: 0	R: 0	H: 1	R: 1	H: 0	1B: 3	SF: 0
	E: 0	LOB: 0	E: 1	LOB: 0	E: 0	LOB: 2	E: 0	LOB: 3	E: 0	LOB: 1	E: 0	LOB: 0	E: 0	LOB: 1	E: 0	LOB: 0	E: 0	LOB: 1	E: 0	LOB: 0	2B: 7	SAC: 0
	K: 0	BB: 0	K: 1	BB: 1	K: 1	BB: 0	K: 0	BB: 2	K: 0	BB: 1	K: 0	BB: 0	K: 0	BB: 1	K: 0	BB: 0	K: 1	BB: 0	K: 2	BB: 1	3B: 1	DP: 1
	S: 3	P: 3	S: 13	P: 20	S: 6	P: 6	S: 4	P: 13	S: 4	P: 8	S: 3	P: 3	S: 4	P: 9	S: 3	P: 3	S: 6	P: 6	S: 7	P: 13	HR: 1	HBP: 1

PITCHER		IP	WLS	BF	H	R	ER	SO	BB	IBB	HBP	BLK	WP	HR	S	P	ERA	WHIP
Cory Bailey, R ERA: 27.0	(1, 1)	2.0		12	5	6	6	1	1	0	0	0	0	1	16	23	27.00	3.000
76 Rocky Roquet, R ERA: 6.75	(3, 1)	1.0		7	3	1	1	1	0	0	1	0	0	0	8	9	9.00	3.000
45 Sean Marshall, L ERA: 3.68	(4, 1)	2.0		9	1	1	1	0	2	1	0	0	1	0	6	18	4.50	1.500
Tim Lahey, R ERA: 6.55	(6, 1)	1.0		5	1	1	1	0	1	0	0	0	0	0	4	8	9.00	2.000
61 Matt Avery, R ERA:	(7, 1)	2.0		6	0	0	0	0	0	0	0	0	1	0	6	7	0.00	0.000

PITCHER		IP	WLS	BF	H	R	ER	SO	BB	IBB	HBP	BLK	WP	HR	S	P	ERA	WHIP
60 Les Walrond, L ERA: 6.48	(9, 1)	1.0		4	1	0	0	1	0	0	0	0	0	0	6	6	0.00	1.000
78 Edward Campusano, L ERA: 12.46	(10, 1)	1.0		4	0	1	0	2	1	0	0	0	1	0	7	13	0.00	1.000

TOP

Milwaukee Brewers @ Chicago Cubs

Hohokam Park, Mesa, AZ

Thu Mar 27 2008, 3:05 PM EDT

Att. 12,782 - Sunny - 77 F

livebaseballscorecards.com

AB	40
R	10
H	11
RBI	8
BB	6
SO	5
LOB	21

1B: 3	SF: 0	WP: 3	PA: 47
2B: 7	SAC: 0	PB: 0	
3B: 1	DP: 1	SB: 2	
HR: 1	HBP: 1	CS: 0	

Batter	1	2	3	4	5	6	7	8	9	10	AB	R	H	RBI	BB	SO	LOB
9 Reed Johnson, R (1, 8) (8, 9) OBP: 0.321, SLG: 0.367	G6-3	K			G5-3	F8		SH1-4 2-3		64 BB; 20 BB 1-2 1B	5	0	1	0	0	1	3
12 Alfonso Soriano, R (1, 7) OBP: 0.333, SLG: 0.519	16 BB; 1 1B 1B	1-H 2-H HR			G1-3	16 2B 2B	FC5 20 S			F8 2-3	2	2	2	3	0	0	0
19 Matt Murton, R (5, 7) OBP: 0.384, SLG: 0.409											4	1	1	0	0	0	4
25 Derrek Lee, R (1, 3) OBP: 0.278, SLG: 0.403	F9	K			1B	G6-3	K 1-2			64 BB 1-2 BB	4	0	1	0	0	1	2
20 Felix Pie, L (8, 8) OBP: 0.400, SLG: 0.550											1	0	0	0	1	1	3
16 Aramis Ramirez, R (1, 5) OBP: 0.451, SLG: 0.524	33 WP; 1 1B 1-2 BB		F8		L4-3		67 HR 2-H 2B	F8		67 FC4-6 1-2 2-3 3-H BB	3	0	1	1	1	0	1
64 Casey McGehee, R (7, PR) (8, 5) (9, 2) OBP: 0.450, SLG: 0.595											1	1	0	1	1	0	2
1 Kosuke Fukudome, L (1, 9) OBP: 0.408, SLG: 0.333	33 WP 1-2 2-H 1B	K				HR	HR 2-H		L	FC4-6 1-2f	2	0	1	1	0	1	0
67 Micah Hoffpauir, L (5, 9) (8, 3) OBP: 0.393, SLG: 0.712											4	2	2	3	0	0	3
33 Daryle Ward, L (1, 10) OBP: 0.381, SLG: 0.585	K 1-2 2-3		P3			P6	BB		G5-3		3	0	0	0	0	1	2
18 Geovany Soto, R (7, PH) (8, 10) OBP: 0.306, SLG: 0.327											1	0	0	0	1	0	0
Mark DeRosa, R (1, 4) OBP: 0.286, SLG: 0.487		BB; 12 HR 1B		F9-2 3B		F7	L9		CS HBP		3	1	2	0	0	0	0
17 Mike Fontenot, L (7, 4) OBP: 0.361, SLG: 0.519											1	0	0	0	0	0	2
Ronny Cedeno, R (1, 6) (9, 5) OBP: 0.340, SLG: 0.540		P2		F9-2 3-H		HR	F8		L 1-2	G6-3	6	1	1	1	0	0	5
Henry Blanco, R (1, 2) OBP: 0.405, SLG: 0.618		12 HR 1-2 BB		F8		2B		9 SH1-4 2B		19 F8; 9 1B; 64 BB 1B	3	1	2	0	1	0	0
57 Andrés Blanco, S (8, PR) (9, 6) OBP: 0.353, SLG: 0.400											1	1	1	0	0	0	0
Inning Stats	R: 1 E: 0 K: 1 S: 7 H: 2 LOB: 2 BB: 1 P: 11	R: 3 E: 0 K: 2 S: 10 H: 2 LOB: 0 BB: 1 P: 14	R: 0 E: 0 K: 1 S: 5 H: 0 LOB: 0 BB: 0 P: 5	R: 0 E: 0 K: 0 S: 3 H: 1 LOB: 0 BB: 0 P: 3	R: 0 E: 0 K: 0 S: 4 H: 1 LOB: 1 BB: 0 P: 4	R: 2 E: 0 K: 0 S: 6 H: 3 LOB: 1 BB: 0 P: 6	R: 3 E: 0 K: 0 S: 6 H: 3 LOB: 2 BB: 1 P: 10	R: 0 E: 0 K: 1 S: 7 H: 1 LOB: 2 BB: 0 P: 7	R: 0 E: 0 K: 0 S: 2 H: 0 LOB: 0 BB: 0 P: 4	R: 1 E: 0 K: 0 S: 5 H: 2 LOB: 3 BB: 2 P: 13	1B: 6 2B: 5 3B: 1 HR: 4 SF: 0 SAC: 1 DP: 1 HBP: 1						

PITCHER		IP	WLS	BF	H	R	ER	SO	BB	IBB	HBP	BLK	WP	HR	S	P	ERA	WHIP
76 Mark DiFelice, R ERA: 9.0	(1, 1)	1.0		6	2	1	1	1	1	0	0	0	1	0	7	11	9.00	3.000
93 Sam Narron, L ERA: 7.2	(2, 1)	4.0		16	4	3	3	3	1	0	0	0	0	1	22	26	6.75	1.250
52 Derek Miller, L ERA: 27.0	(6, 1)	1.2	B	12	6	5	5	0	1	0	0	0	0	3	11	15	27.00	4.200
75 Melqui Torres, R ERA:	(7, 1)	0.1		1	0	0	0	0	0	0	0	0	0	0	1	1	0.00	0.000
5 Joe Bateman, R ERA:	(8, 1)	2.0		9	1	0	0	1	0	0	1	0	0	0	9	11	0.00	0.500

PITCHER		IP	WLS	BF	H	R	ER	SO	BB	IBB	HBP	BLK	WP	HR	S	P	ERA	WHIP
92 E.J. Shanks, R ERA: 9.0	(10, 1)	1.0	B	7	2	1	1	0	2	0	0	0	0	0	5	13	9.00	4.000

Milwaukee Brewers @ Chicago Cubs

Hohokam Park, Mesa, AZ

Thu Mar 27 2008, 3:05 PM EDT

Att. 12,782 - Sunny - 77 F

BOTTOM

livebaseballscorecards.com

AB	44
R	10
H	15
RBI	10
BB	5
SO	5
LOB	27

1B: 6 2B: 5 3B: 1 HR: 4 SF: 0 SAC: 1 DP: 1 HBP: 1

WP: 1 PB: 0 SB: 1 CS: 1 PA: 51

Seattle Mariners @ Chicago Cubs

Cashman Field, Las Vegas, NV

Fri Mar 28 2008, 10:15 PM EDT

Att. 11,567 - Clear - 72 F

TOP

livebaseballscorecards.com

Batter	1	2	3	4	5	6	7	8	9	AB	R	H	RBI	BB	SO	LOB
51 Ichiro Suzuki, L (1, 8) OBP: 0.233, SLG: 0.290	F7	G3			1B		G3-1	2B		4	0	1	0	0	0	2
25 Charlton Jimerson, R (7, 8) OBP: 0.259, SLG: 0.308										1	0	1	0	0	0	0
4 Jose Lopez, R (1, 4) OBP: 0.301, SLG: 0.357	HR		1B		F8		G6-3	G1-3		4	2	2	1	0	0	2
23 Tug Hulett, L (7, 4) OBP: 0.300, SLG: 0.286										1	0	0	0	0	0	2
Raul Ibanez, L (1, 7) OBP: 0.351, SLG: 0.500	E 29 HR		HR		P4		F9		G3-1	4	2	2	2	0	0	2
8 Jeremy Reed, L (7, 7) OBP: 0.394, SLG: 0.393	1B									1	0	0	0	0	0	0
Richie Sexson, R (1, 3) OBP: 0.342, SLG: 0.355	L6		K		L5			E5 12 1B 2 HR	K	4	0	0	0	0	1	2
77 Mike Wilson, R (8, PR) (8, 9)										1	1	0	0	0	1	0
29 Adrian Beltré, R (1, 5) OBP: 0.375, SLG: 0.615	HR		K			G3		F9	F7	4	1	1	2	0	1	1
78 Matt Tuiasosopo, R (8, 5) OBP: 0.269, SLG: 0.320										1	0	0	0	0	0	0
12 Michael Morse, R (1, 9) OBP: 0.563, SLG: 0.794	2 CS 2B		G5-3			HR		2 HR 1B		4	2	3	1	0	0	0
Miguel Cairo, R (8, 3) OBP: 0.264, SLG: 0.415										0	0	0	0	0	0	0
2 Kenji Johjima, R (1, 2) OBP: 0.345, SLG: 0.491	CS	F7		G5-3		G6-3		HR		4	1	1	3	0	0	0
7 Yuniesky Betancourt, R (1, 6) OBP: 0.343, SLG: 0.470		1B		G1-3		G4-3			HR	3	0	1	0	0	0	0
59 Eric O'Flaherty, L (6, 1)										0	0	0	0	0	0	0
Brad Wilkerson, L (8, PH) OBP: 0.309, SLG: 0.435										1	1	1	0	0	0	0
57 Mark Lowe, L (8, 1)										0	0	0	0	0	0	0
20 J.J. Putz, R (9, 1)										0	0	0	0	0	0	0
52 Carlos Silva, R (1, 1)		K		K			51 G3-1 1B	G4-3		2	0	0	0	0	2	1
16 Willie Bloomquist, R (6, 6) OBP: 0.342, SLG: 0.250										2	0	1	0	0	0	1

	AB	41
	R	10
	H	14
	RBI	10
	BB	0
	SO	5
	LOB	13

Inning Stats	1	2	3	4	5	6	7	8	9	1B: 6	SF: 0	WP: 1	PA: 42
R	3	0	2	0	0	1	0	4	0	2B: 2	SAC: 0	PB: 0	
E	1	0	0	0	0	0	0	1	0	3B: 0	DP: 0	SB: 0	
K	0	1	2	1	0	0	0	0	1	HR: 6	HBP: 0	CS: 1	
S	14	8	14	8	6	7	7	14	9				
H	4	1	2	0	1	1	1	4	0				
LOB	0	1	0	0	1	0	1	2	0				
BB	0	0	0	0	0	0	0	0	0				
P	21	10	18	10	8	11	13	19	13				

PITCHER		IP	WLS	BF	H	R	ER	SO	BB	IBB	HBP	BLK	WP	HR	S	P	ERA	WHIP
30 Ted Lilly, L ERA: 6.75	(1, 1)	5.0	L	22	8	5	5	4	0	0	0	0	1	3	50	67	9.00	1.600
Jason Marquis, R ERA: 4.22	(6, 1)	3.0		16	6	5	4	0	0	0	0	0	0	3	28	43	12.00	2.000
22 Kevin Hart, R ERA: 6.94	(9, 1)	1.0		3	0	0	0	1	0	0	0	0	0	0	9	13	0.00	0.000

PITCHER		IP	WLS	BF	H	R	ER	SO	BB	IBB	HBP	BLK	WP	HR	S	P	ERA	WHIP

BOTTOM

Batter	1	2	3	4	5	6	7	8	9	AB	R	H	RBI	BB	SO	LOB
2 Ryan Theriot, R (1, 6) OBP: 0.347, SLG: 0.400	C X 0-1 ① G5-3		X 0-0 ②③ G6-4-3 1-2f			C X 0-1 ② G4-3		B C C F B S 2-3 ③ K		4	0	0	0	0	1	2
12 Alfonso Soriano, R (1, 7) OBP: 0.333, SLG: 0.561 19 Matt Murton, R (7, 7) OBP: 0.378, SLG: 0.403	C B X 1-1 ② G5-3			F X 0-1 HR		C B X 1-1 ③ F9			F S B B S 2-3 ① K	3 1	1 0	1 0	1 0	0 0	0 1	0 0
25 Derrek Lee, R (1, 3) OBP: 0.267, SLG: 0.385 67 Micah Hoffpauir, L (8, 3) OBP: 0.403, SLG: 0.733	X 0-0 ③ G6-3			F X 0-1 ① F8			B S F B S 2-3 ① K		B X 1-0 2B	3 1	0 0	0 1	0 0	0 0	1 0	0 0
16 Aramis Ramirez, R (1, 5) OBP: 0.444, SLG: 0.500 Ronny Cedeno, R (8, 5) OBP: 0.333, SLG: 0.529		C B B F B B 4-2 G6-4-3 BB		F B S X 1-2 ② G5-3			B B C F S 2-3 ② K		B X 1-0 ② G6-3	2 1	0 0	0 0	0 0	1 0	1 0	0 1
1 Kosuke Fukudome, L (1, 9) OBP: 0.405, SLG: 0.350 9 Reed Johnson, R (8, 9) OBP: 0.315, SLG: 0.360	C B C X 1-2 ① P5			X 0-0 ③ L9			B B C B F X 3-2 WP 1B 2B		B S S X 1-2 ③ P6	3 1	1 0	1 0	0 0	0 0	0 0	1 1
Mark DeRosa, R (1, 4) OBP: 0.273, SLG: 0.463 Jason Marquis, L (6, 1) OBP: 0.800, SLG: 0.750 22 Kevin Hart, R (9, 1)	B F B F B X 3-2 ②③ G6-4-3 1-2f		B F B F B C 3-3 ① K				B S X 1-1 2-H 1B			2 1 0	0 0 0	0 1 0	0 1 0	0 0 0	1 0 0	1 0 0
18 Geovany Soto, R (1, 2) OBP: 0.292, SLG: 0.310			X 0-0 ① F8			X 0-0 ② G6-3	B C F B S 2-3 ③ K			3	0	0	0	0	1	1
20 Felix Pie, L (1, 8) OBP: 0.397, SLG: 0.556			C X 0-1 30 1B 2B			C B B X 2-1 ③ G1-3		B B X 2-0 ① G5-3		3	0	1	0	0	0	0
30 Ted Lilly, L (1, 1) OBP: 0.250, SLG: 0.250 17 Mike Fontenot, L (6, 4) OBP: 0.349, SLG: 0.500			X 0-0 2 G6-4-3 2-3 1B			C S B S 1-3 ① K		B C B F S 2-3 ② K		1 2	0 0	1 0	0 0	0 0	0 2	0 0
Inning Stats	R: 0 E: 0 K: 0 S: 5 H: 0 LOB: 0 BB: 0 P: 6	R: 0 E: 0 K: 0 S: 10 H: 0 LOB: 0 BB: 1 P: 18	R: 0 E: 0 K: 0 S: 5 H: 2 LOB: 1 BB: 0 P: 5	R: 1 E: 0 K: 0 S: 8 H: 1 LOB: 0 BB: 0 P: 9	R: 0 E: 0 K: 1 S: 6 H: 0 LOB: 0 BB: 0 P: 11	R: 0 E: 0 K: 1 S: 7 H: 0 LOB: 0 BB: 0 P: 9	R: 1 E: 0 K: 3 S: 14 H: 2 LOB: 1 BB: 0 P: 24	R: 0 E: 0 K: 2 S: 8 H: 0 LOB: 0 BB: 0 P: 14	R: 0 E: 0 K: 1 S: 8 H: 1 LOB: 1 BB: 0 P: 13	1B: 2 2B: 3 3B: 0 HR: 1		SF: 0 SAC: 0 DP: 2 HBP: 0				

PITCHER		IP	WLS	BF	H	R	ER	SO	BB	IBB	HBP	BLK	WP	HR	S	P	ERA	WHIP
52 Carlos Silva, R ERA: 7.32	(1, 1)	5.0	W	17	3	1	1	1	1	0	0	0	0	1	34	49	1.80	0.800
59 Eric O'Flaherty, L ERA: 4.38	(6, 1)	2.0		8	2	1	1	4	0	0	0	0	1	0	21	33	4.50	1.000
57 Mark Lowe, R ERA: 2.25	(8, 1)	1.0		3	0	0	0	2	0	0	0	0	0	0	8	14	0.00	0.000
20 J.J. Putz, R ERA: 4.5	(9, 1)	1.0		4	1	0	0	1	0	0	0	0	0	0	8	13	0.00	1.000

PITCHER	IP	WLS	BF	H	R	ER	SO	BB	IBB	HBP	BLK	WP	HR	S	P	ERA	WHIP

Seattle Mariners @ Chicago Cubs

Cashman Field, Las Vegas, NV

Fri Mar 28 2008, 10:15 PM EDT

Att. 11,567 - Clear - 72 F

livebaseballscorecards.com

AB	31
R	2
H	6
RBI	2
BB	1
SO	8
LOB	7

WP: 1 PB: 0 SB: 0 CS: 0 PA: 32

Batter	1	2	3	4	5	6	7	8	9	AB	R	H	RBI	BB	SO	LOB
9 Reed Johnson, R (1, 8) (5, 9) OBP: 0.310, SLG: 0.407	C X 0-1 HR		C B X 1-1 G4-3 ②	F F B B D X 3-2 G6-3 ② 1-2 2-3		B B B C F F X 3-2 G5-3 ③		1 SAFE C B P 2-1 CS ③ 1-2	S B B X 2-1 G6-3 ①	4	1	1	1	0	0	3
68 Josh Kroeger, L (6, 9) OBP: 0.286, SLG: 0.429										1	0	0	0	0	0	0
1 Kosuke Fukudome, L (1, 9) OBP: 0.415, SLG: 0.365	C X 0-1 12 FC5-4 1B		F X 0-1 25 BB 1B	C B C B F F X 2-2 G4-3 ③			B S X 1-1 20 G4-3 19 1B 1B		B B X 2-0 19 1B 17 FC6-4 1B	3	0	2	0	0	0	2
67 Micah Hoffpauir, L (4, 9) (5, 3) OBP: 0.422, SLG: 0.742										2	1	2	0	0	0	0
25 Derrek Lee, R (1, 3) OBP: 0.269, SLG: 0.373	X 0-0 F9 ①		C B B B B 4-1 1-2 BB		C F C 0-3 K ①		X 0-0 20 G4-3 1-2 1B		B F B B B F F X 3-2 17 FC6-4 1-3 1B	2	0	0	0	1	1	1
19 Matt Murton, R (5, 7) OBP: 0.395, SLG: 0.420										2	0	2	0	0	0	0
16 Aramis Ramirez, R (1, 5) OBP: 0.439, SLG: 0.489	B B X 2-0 P5 ②		C B S C 1-3 K ③		F X 0-1 1B		X 0-0 F7 ①		B 1 SAFE X 1-0 FC6-4 ② 1-2f 3-H	3	0	1	0	0	1	3
17 Mike Fontenot, L (5, PR) (5, 4) OBP: 0.338, SLG: 0.483										2	0	0	1	0	0	3
12 Alfonso Soriano, R (1, 7) OBP: 0.333, SLG: 0.567	C 1 SAFE X 0-1 FC5-4 ③ 1-2f			B X 1-0 E 1B 2B	X 0-0 F8 ②		C C X 0-2 G4-3 ② 1-2 2-3		B F F 1 SAFE X 1-2 G4-3 ③	3	1	1	0	0	0	2
20 Felix Pie, L (5, 8) OBP: 0.386, SLG: 0.538										2	0	0	0	0	0	3
Mark DeRosa, R (1, 4) OBP: 0.250, SLG: 0.422		C B X 1-1 P5 ①		B X 1-0 E8 1B 18 G5-3 1B 2-3	F X 0-1 F9 ③		D B X 2-0 F8 ③			4	1	0	0	0	0	4
(5, 5)																
18 Geovany Soto, R (1, 10) OBP: 0.275, SLG: 0.290		C B B C X 2-2 L4 ②		F X 0-1 G5-3 ① 1-2		X 0-0 L5 ①		B B F F S 2-3 K ①		4	0	0	0	0	1	2
Henry Blanco, R (1, 2) OBP: 0.390, SLG: 0.579		X 0-0 F7 ③		X 0-0 9 G6-3 1B 1B 2-3 3-H		X 0-0 G5-3 ②		C C S 0-3 K ②		4	0	1	1	0	1	0
Ronny Cedeno, R (1, 6) OBP: 0.362, SLG: 0.564			B F X 1-1 G5-3 ①	C F B X 1-2 9 G6-3 1B 1-2 3-H		B C X 1-1 2B		B X 1-0 68 CS 1B		4	0	3	1	0	0	0
Inning Stats	R: 1 E: 0 K: 0 S: 8 H: 2 LOB: 1 BB: 0 P: 10	R: 0 E: 0 K: 0 S: 6 H: 0 LOB: 0 BB: 0 P: 9	R: 0 E: 0 K: 1 S: 10 H: 1 LOB: 2 BB: 1 P: 17	R: 2 E: 1 K: 0 S: 16 H: 3 LOB: 2 BB: 0 P: 24	R: 0 E: 0 K: 1 S: 8 H: 1 LOB: 1 BB: 0 P: 8	R: 0 E: 0 K: 0 S: 8 H: 1 LOB: 1 BB: 0 P: 12	R: 0 E: 0 K: 0 S: 8 H: 2 LOB: 2 BB: 0 P: 11	R: 0 E: 0 K: 2 S: 9 H: 1 LOB: 0 BB: 0 P: 13	R: 1 E: 0 K: 0 S: 11 H: 2 LOB: 1 BB: 0 P: 20	1B: 10 2B: 2 3B: 0 HR: 1	SF: 0 SAC: 0 DP: 0 HBP: 0					

PITCHER		IP	WLS	BF	H	R	ER	SO	BB	IBB	HBP	BLK	WP	HR	S	P	ERA	WHIP
56 Jarrod Washburn, L ERA: 2.63	(1, 1)	5.0	L	24	7	3	2	2	1	0	0	0	0	1	48	68	3.60	1.600
43 Miguel Batista, R ERA: 4.68	(6, 1)	3.0		12	4	0	0	2	0	0	0	0	0	0	25	36	0.00	1.333
53 Arthur Rhodes, L ERA: 1.93	(9, 1)	1.0		5	2	1	1	0	0	0	0	0	0	0	11	20	9.00	2.000

PITCHER	IP	WLS	BF	H	R	ER	SO	BB	IBB	HBP	BLK	WP	HR	S	P	ERA	WHIP

TOP

Chicago Cubs @ Seattle Mariners

Cashman Field, Las Vegas, NV

Sat Mar 29 2008, 3:05 PM EDT

Att. 11,634 - Sunny - 69 F

livebaseballscorecards.com

AB	40
R	4
H	13
RBI	4
BB	1
SO	4
LOB	23

1B: 10	SF: 0	WP: 0	PA: 42
2B: 2	SAC: 0	PB: 0	
3B: 0	DP: 0	SB: 0	
HR: 1	HBP: 0	CS: 1	

BOTTOM

Chicago Cubs @ Seattle Mariners

Cashman Field, Las Vegas, NV

Sat Mar 29 2008, 3:05 PM EDT

Att. 11,634 - Sunny - 69 F

livebaseballscorecards.com

Batter	1	2	3	4	5	6	7	8	9	AB	R	H	RBI	BB	SO	LOB
51 Ichiro Suzuki, L (1, 8) OBP: 0.240, SLG: 0.296 25 Charlton Jimerson, R (5, 8) OBP: 0.267, SLG: 0.310	F B F F X 1-2 G3-1 ①		C S F X 0-2 4 1B 1B 1B		S B X 1-1 16 CS 1B		C B S S 1-3 K ①		C F S 0-3 K ③	2 1 1 0 0 0 0 3 0 1 0 0 2 1						
4 Jose Lopez, R (1, 4) OBP: 0.307, SLG: 0.361 16 Willie Bloomquist, R (5, 4) OBP: 0.350, SLG: 0.242	B F B X 2-1 F7 ②		C 1 SAFE B X 1-1 29 FC4-6 1B 1-2 1B		B 1 B S B B 4-1 96 G5-3 96 S 12 E 1-2 BB ①		F C B S 1-3 K ②			2 0 1 0 0 0 0 1 1 0 0 1 1 0						
Raul Ibanez, L (1, 7) OBP: 0.355, SLG: 0.500 96 Brent Johnson, R (5, 7) OBP: 0.667, SLG: 0.667	F X 0-1 1B		C S F F C 0-3 K ①		C F B X 1-2 G5-3 ② 1-3		B X 1-0 12 PO 1B			2 0 1 0 0 1 2 2 0 1 0 0 0 1						
Richie Sexson, R (1, 3) OBP: 0.347, SLG: 0.359 12 Michael Morse, R (5, 3) OBP: 0.548, SLG: 0.769	B B S X 2-1 F8 ③		C X 0-1 29 FC4-6 1-2 2-H 1B		B B S S X 2-2 E4 3-H		B S 1 SAFE 1 SAFE 1-1 PO ③ 1-2	F S F S 0-3 K ①		2 0 1 1 0 0 1 2 0 0 0 0 1 0						
29 Adrian Beltré, R (1, 5) OBP: 0.362, SLG: 0.593 Miguel Cairo, R (5, 5) OBP: 0.255, SLG: 0.400		C C F F X 0-2 L7 ①	S B B X 2-1 FC4-6 ② 1-2f 2-3		B 1 SAFE C X 1-1 G6-3 ③			F C B F B F F X 2-2 G6-3 ②		2 0 0 0 0 0 2 2 0 0 0 0 0 1						
Brad Wilkerson, L (1, 9) OBP: 0.319, SLG: 0.435 40 Michael Saunders, L (3, PH) OBP: 0.667, SLG: 0.667 (4, 9) 77 Mike Wilson, R (8, PH) (9, 9)		C H 1-1 1B HBP	C B B B F F S 3-3 K ③			C X 0-1 1B 1B		B C S S F F F B C 2-3 K ③		0 0 0 0 0 0 0 2 0 1 0 0 1 2 1 0 0 0 0 1 0						
Jose Vidro, S (1, 10) OBP: 0.243, SLG: 0.254 61 Bronson Sardinha, L (6, PR) OBP: 0.333, SLG: 0.250 (7, 10)		C B S B F C 2-3 K ②	F B B B X 3-1 G6-4-3 1B			1 SAFE X 0-0 CS 1-3 1B			C B F B B B F F F B 4-2 12 G1-6-3 72 1B BB	3 0 2 0 0 1 1 0 0 0 0 1 0 0						
Jamie Burke, R (1, 2) OBP: 0.333, SLG: 0.324 72 Adam Moore, R (9, 2) OBP: 0.750, SLG: 1.000		X 0-0 1-3 1B	C D G X 1-2 G6-4-3 ① ② 1-2f			C S S 0-3 K ① ② 1-2			B F B X 2-1 12 G1-6-3 1-2 1B	3 0 1 0 0 1 3 1 0 1 0 0 0 0						
7 Yuniesky Betancourt, R (1, 6) OBP: 0.333, SLG: 0.456 12 Carlos Triunfel, R (5, 6)		F B D F S 2-3 K ③	B X 1-0 G5-3 ③			B X 1-0 G2-3 ③			X 0-0 G1-6-3 ① ② 1-2f 2-3	2 0 0 0 0 1 2 2 0 0 0 0 0 4						
Inning Stats	R: 0 H: 1 E: 0 LOB: 1 K: 0 BB: 0 S: 10 P: 15	R: 0 H: 1 E: 0 LOB: 2 K: 2 BB: 0 S: 14 P: 19	R: 1 H: 3 E: 0 LOB: 2 K: 2 BB: 0 S: 19 P: 25	R: 0 H: 1 E: 0 LOB: 0 K: 0 BB: 0 S: 6 P: 11	R: 1 H: 1 E: 1 LOB: 1 K: 0 BB: 1 S: 11 P: 20	R: 0 H: 2 E: 0 LOB: 2 K: 1 BB: 0 S: 7 P: 8	R: 0 H: 1 E: 0 LOB: 0 K: 2 BB: 0 S: 8 P: 12	R: 0 H: 0 E: 0 LOB: 0 K: 2 BB: 0 S: 16 P: 20	R: 0 H: 1 E: 0 LOB: 1 K: 1 BB: 1 S: 11 P: 17	1B: 11 SF: 0 2B: 1 SAC: 0 3B: 0 DP: 3 HR: 0 HBP: 1						

AB	34
R	2
H	11
RBI	1
BB	2
SO	10
LOB	20

WP: 0 PA: 38
PB: 0
SB: 1
CS: 2

PITCHER		IP	WLS	BF	H	R	ER	SO	BB	IBB	HBP	BLK	WP	HR	S	P	ERA	WHIP
46 Ryan Dempster, R ERA: 4.74	(1, 1)	4.0	W	18	6	1	1	4	0	0	1	0	0	0	49	70	2.25	1.500
43 Michael Wuertz, R ERA:	(5, 1)	1.0	H	5	1	1	0	0	1	0	0	0	0	0	11	20	0.00	2.000
45 Sean Marshall, L ERA: 3.68	(6, 1)	0.0		2	2	0	0	0	0	0	0	0	0	0	3	3	∞	∞
32 Jon Lieber, R ERA: 2.37	(6, 1)	1.0	H	2	0	0	0	1	0	0	0	0	0	0	4	5	0.00	0.000
49 Carlos Marmol, R ERA: 2.38	(7, 1)	1.0	H	3	1	0	0	2	0	0	0	0	0	0	8	12	0.00	1.000

PITCHER		IP	WLS	BF	H	R	ER	SO	BB	IBB	HBP	BLK	WP	HR	S	P	ERA	WHIP
Bob Howry, R ERA: 6.3	(8, 1)	0.2	H	2	0	0	0	1	0	0	0	0	0	0	10	12	0.00	0.000
63 Carmen Pignatiello, L ERA: 0.87	(8, 1)	0.1	H	1	0	0	0	1	0	0	0	0	0	0	6	8	0.00	0.000
34 Kerry Wood, R ERA: 2.84	(9, 1)	1.0	S	4	1	0	0	1	1	0	0	0	0	0	11	17	0.00	2.000

Milwaukee Brewers @ Chicago Cubs

Wrigley Field, Chicago, IL

Mon Mar 31 2008, 1:20 PM CDT

Att. 41,089 - Overcast - 44 F

livebaseballscorecards.com

TOP

Batter	1	2	3	4	5	6	7	8	9	10	AB	R	H	RBI	BB	SO	LOB
23 Rickie Weeks Jr., R (1, 4)	C SI 92 F SI 94 S SL 86 0-3 K		B FS 79 S FF 88 X SL 79 1-1 P4			C CU 66 S SL 82 B SI 94 S SL 83 1-3 K			H FF 94 1-0 22 SH5-3 8 1B HBP	B SI 89 H SI 90 2-0 28 1B HBP	3	1	0	0	0	2	1
22 Tony Gwynn Jr., L (1, 8) OBP: 0.500, SLG: 0.667	C SI 94 F SI 94 B FF 93 B SI 96 F SI 96 X SI 88 2-2 8 S 28 G4-3 1B		B SI 90 X FF 88 1-0 L4			C SI 90 B SI 92 X FF 91 1-1 1B			L FF 94 L FF 94 1 SAFE X FF 94 0-2 SH5-3 1-2	F SI 89 X SI 90 0-1 SF8 3-H	3	0	2	1	0	0	1
28 Prince Fielder, L (1, 3) OBP: 0.400, SLG: 0.250	1 SAFE B SI 95 B FF 92 X FF 92 2-0 G4-3 1-2			B SI 86 F SI 89 F FF 88 S SL 81 1-3 K		S FF 91 B SI 91 1 SAFE F SL 80 B SI 94 X FF 92 2-2 G4-3			I IN 76 I IN 78 I IN 78 I IN 78 4-0 8 1B 1 2B IBB	F SI 89 X SI 89 0-1 1-3 1B	4	1	1	0	1	1	2
8 Ryan Braun, R (1, 7) OBP: 0.200, SLG: 0.200 54 David Riske, R (10, 1)	B SI 94 F SI 94 X SL 83 1-1 P2 2-3			B SI 87 F SI 90 B SL 80 B SL 82 X SI 92 3-1 G6-3			X SL 81 0-0 P1		B FF 94 X FF 95 1-0 1 2B 1-2 2-H 1B	B SL 85 F SI 89 B FF 90 X SL 85 2-1 F9	5 0	1 0	1 0	1 0	0 0	0 0	3 0
2 Bill Hall, R (1, 5) OBP: 0.250, SLG: 0.500		B SI 92 S SI 92 C SI 93 C SI 94 1-3 K		X SI 89 0-0 F8			B SI 87 C SI 88 B SI 94 C SI 92 X SL 83 2-2 1 A4 D8 2B		S FF 96 F FF 96 B CU 84 F FF 96 S FF 95 1-3 K		4	0	1	0	0	2	2
1 Corey Hart, R (1, 9) OBP: 0.250, SLG: 0.500		B SI 94 F SI 93 C SL 83 B SL 83 X SL 82 2-2 F8			C SI 88 X SL 78 0-1 G5-3		C SI 92 F SI 94 2 SAFE B SL 83 B SI 92 2 SAFE C 2-3 K 2-3		B SL 84 F FF 95 B FF 95 X FF 95 2-1 1-H 2-H 2B		4	0	1	2	0	1	1
7 J.J. Hardy, R (1, 6)		B SI 94 F SI 93 C SL 83 F FF 92 F FF 93 B CU 73 B SL 84 X SI 94 3-2 P4			C SI 88 X SI 91 0-1 F9			B C SL 81 C SL 82 S 1-3 K	F FF 94 X FF 95 0-1 G6-3		4	0	0	0	0	1	1
15 Ben Sheets, R (1, 1) Salomon Torres, R (7, 1) Gabe Gross, L (8, PH) Guillermo Mota, R (8, 1) 38 Eric Gagne, R (9, 1) Craig Counsell, L (10, PH) OBP: 1.000, SLG: 2.000 33 Gabe Kapler, R (10, 7)			B SI 89 C SI 90 C SI 93 B SI 92 C SI 91 2-3 K		C SI 87 B FF 87 S SI 90 X SI 92 1-2 L3			C FF 94 C FF 94 S FF 93 0-3 K		B SI 88 X 1-0 18 SH5-4 22 SF8 2B	2 0 1 0 0 1 1	0 0 0 0 0 0 0	0 0 0 0 0 0 0	0 0 0 0 1 0 0	0 0 0 0 0 0 0	1 0 0 0 0 0 0	0 0 0 0 0 0 0
18 Jason Kendall, R (1, 2)			B SI 90 B SI 90 B SI 90 B SI 87 4-0 BB			C SI 87 F SI 89 X FF 90 0-2 F8		X FF 92 0-0 P6		B SI 89 0-0 SH5-4 2-3	2	0	0	0	1	0	0
Inning Stats	R: 0 E: 0 K: 1 S: 10 H: 1 LOB: 1 BB: 0 P: 15	R: 0 E: 0 K: 1 S: 11 H: 0 LOB: 0 BB: 0 P: 17	R: 0 E: 0 K: 1 S: 6 H: 0 LOB: 1 BB: 1 P: 14	R: 0 E: 0 K: 1 S: 6 H: 0 LOB: 0 BB: 0 P: 10	R: 0 E: 0 K: 0 S: 7 H: 0 LOB: 0 BB: 0 P: 8	R: 0 E: 0 K: 1 S: 11 H: 1 LOB: 1 BB: 0 P: 15	R: 0 E: 0 K: 1 S: 7 H: 1 LOB: 0 BB: 0 P: 11	R: 0 E: 0 K: 2 S: 7 H: 0 LOB: 0 BB: 0 P: 8	R: 3 E: 0 K: 1 S: 12 H: 2 LOB: 1 BB: 1 P: 21	R: 1 E: 0 K: 0 S: 8 H: 2 LOB: 2 BB: 0 P: 13	1B: 4 2B: 3 3B: 0 HR: 0 SF: 1 SAC: 2 DP: 0 HBP: 2	WP: 0 PB: 0 SB: 1 CS: 0 PA: 40					

	AB	33
	R	4
	H	7
	RBI	4
	BB	2
	SO	9
	LOB	11

PITCHER		IP	WLS	BF	H	R	ER	SO	BB	IBB	HBP	BLK	WP	HR	S	P	ERA	WHIP
38 Carlos Zambrano, R	(1, 1)	6.1		23	3	0	0	5	1	0	0	0	0	0	55	85	0.00	0.632
ERA:																		
49 Carlos Marmol, R	(7, 1)	1.2		4	0	0	0	3	0	0	0	0	0	0	10	13	0.00	0.000
ERA:																		
34 Kerry Wood, R	(9, 1)	1.0		7	2	3	3	1	0	1	1	0	0	0	12	21	27.00	2.000
ERA: 27.0																		
Bob Howry, R	(10, 1)	1.0	L	6	2	1	1	0	0	0	1	0	0	0	8	13	9.00	2.000
ERA: 9.0																		

PITCHER	IP	WLS	BF	H	R	ER	SO	BB	IBB	HBP	BLK	WP	HR	S	P	ERA	WHIP

Batter	1	2	3	4	5	6	7	8	9	10	AB	R	H	RBI	BB	SO	LOB
2 Ryan Theriot, R (1, 6)	B CH 88 C FF 91 B FF 92 X FF 91 2-1 ① F9		C CU 78 C B FF 94 F CU 80 S FF 95 1-3 ② K			F FF 92 C CU 80 F FF 93 X FF 92 0-2 ① G6-3		C SI 94 B SL 85 S CH 86 C SI 94 1-3 ② K		B SI 88 F FF 88 F SI 89 X SI 90 1-2 ① G6-3	5	0	0	0	0	2	0
12 Alfonso Soriano, R (1, 7)	B CU 75 B FF 91 B FF 92 C FF 90 C FF 91 X FF 92 3-2 ② F9		C CU 79 B FF 93 B FF 92 S FF 94 S CU 80 2-3 ③ K			F FF 93 F CU 80 F CU 80 F CU 81 X CU 81 0-2 ② G3-1		F SL 84 S SL 85 B SL 85 C SI 94 1-3 ③ K		S SI 89 B SI 89 X SI 88 1-1 ② P2	5	0	0	0	0	2	0
25 Derrek Lee, R (1, 3) OBP: 0.200, SLG: 0.200	B FF 92 B FF 91 F FF 92 C T 2-2 ③ K			B FF 92 C FF 93 B FF 92 S FF 93 F FF 92 C CU 81 2-3 ① K		X CU 79 0-0 ③ P4			C FF 93 B CH 84 B SI 92 F FF 94 X FF 94 2-2 16 BB 1 HR 1B	C SI 89 X SI 89 0-1 ③ F8	5	1	1	0	0	2	0
16 Aramis Ramirez, R (1, 5)		S FF 90 B CU 78 B FF 92 S FF 92 F CU 78 X FF 93 2-2 ① G4-3		C CU 81 F FF 94 B FF 94 B CU 82 F FF 93 X FF 94 2-2 ② L9			S B CU 81 B CU 81 S FF 92 F FF 93 X CU 82 2-2 ① F8		B FF 93 B FF 92 B FF 93 B FF 93 4-0 1-2 1 HR BB		3	1	0	0	1	0	0
1 Kosuke Fukudome, L (1, 9) OBP: 1.000, SLG: 2.333		X FF 90 0-0 F8 2B		B FF 94 C CU 80 B FF 94 B CU 80 B FF 94 4-1 BB			X CU 81 0-0 18 BB HBP 1B		B CH 82 B FF 92 B FF 91 C FF 92 X FF 92 3-1 1-H 2-H HR		3	1	3	3	1	0	0
Mark DeRosa, R (1, 4)		C CU 79 B FF 93 S FF 93 X FF 94 1-2 ② F8 2-3		B FF 94 1 SAFE X FF 94 1-0 ③ F8			1 SAFE F SI 89 1 SAFE B SI 91 B SI 89 F SI 90 1 SAFE H SI 88 3-2 18 BB 1-2 HBP			C CU 68 B CH 83 X CU 70 1-1 ① P4	3	0	0	0	0	0	2
18 Geovany Soto, R (1, 2)		B CU 79 D B FF 93 B FF 93 4-0 BB			B C FF 92 C FF 91 F CU 80 X 1-2 ① G5-3		B F SI 90 F D CH 81 D B CH 85 4-2 ② 1-2 2-3 BB		B CU 69 C SI 91 S CH 83 B CH 85 S CH 83 2-3 ② K		2	0	0	0	2	1	0
20 Felix Pie, L (1, 8) OBP: 0.250, SLG: 0.250		B FF 93 S FF 94 C FF 93 S CU 81 1-3 ③ K2-3			F FF 94 B CU 81 B CU 80 S FF 92 B FF 93 C CU 80 3-3 ② K		C SI 91 X SI 91 0-1 ③ G4-3		F FF 91 B FF 92 X CH 84 1-1 1B		4	0	1	0	0	2	4
38 Carlos Zambrano, S (1, 1) 49 Carlos Marmol, R (7, 1) 33 Daryle Ward, L (8, PH) 34 Kerry Wood, R (9, 1) 17 Mike Fontenot, L (9, PH) Bob Howry, L (10, 1)			S FF 89 C FF 91 F FF 92 S CU 80 0-3 ① K		S FF 92 F FF 93 X FF 93 0-2 ③ P6			B SI 94 F SI 94 F CH 85 B SL 85 B CH 85 F SI 94 F SI 94 X SI 94 3-2 ① L4	C FF 91 1 SAFE 1 SAFE B CH 83 F CH 82 B CH 82 F FF 91 1 SAFE X CH 83 2-2 ③ G4-3		2 0 1 0 1 0	0 0 0 0 0 0	0 0 0 0 0 0	0 0 0 0 0 0	1 0 0 0 0 1	0 0 0 0 0 0
Inning Stats	R: 0 E: 0 K: 1 S: 8 H: 0 LOB: 0 BB: 0 P: 15	R: 0 E: 0 K: 1 S: 11 H: 1 LOB: 2 BB: 1 P: 19	R: 0 E: 0 K: 3 S: 12 H: 0 LOB: 0 BB: 0 P: 15	R: 0 E: 0 K: 1 S: 10 H: 0 LOB: 1 BB: 1 P: 19	R: 0 E: 0 K: 1 S: 10 H: 0 LOB: 0 BB: 0 P: 14	R: 0 E: 0 K: 0 S: 10 H: 0 LOB: 0 BB: 0 P: 10	R: 0 E: 0 K: 0 S: 11 H: 1 LOB: 2 BB: 1 P: 20	R: 0 E: 0 K: 2 S: 11 H: 0 LOB: 0 BB: 0 P: 16	R: 3 E: 0 K: 1 S: 16 H: 3 LOB: 1 BB: 1 P: 31	R: 0 E: 0 K: 0 S: 7 H: 0 LOB: 0 BB: 0 P: 9	1B: 3 2B: 1 3B: 0 HR: 1 SF: 0 SAC: 0 DP: 0 HBP: 1	WP: 0 PB: 0 SB: 0 CS: 0 PA: 39					

PITCHER		IP	WLS	BF	H	R	ER	SO	BB	IBB	HBP	BLK	WP	HR	S	P	ERA	WHIP
15 Ben Sheets, R ERA:	(1, 1)	6.1		23	2	0	0	7	2	0	0	0	0	0	66	99	0.00	0.632
Salomon Torres, R ERA:	(7, 1)	0.2		3	0	0	0	0	1	0	1	0	0	0	6	13	0.00	1.500
Guillermo Mota, R ERA:	(8, 1)	1.0		3	0	0	0	2	0	0	0	0	0	0	11	16	0.00	0.000
38 Eric Gagne, R ERA: 27.0	(9, 1)	1.0	W	7	3	3	3	1	1	0	0	0	0	1	16	31	27.00	4.000
54 David Riske, R ERA:	(10, 1)	1.0	S	3	0	0	0	0	0	0	0	0	0	0	7	9	0.00	0.000

PITCHER	IP	WLS	BF	H	R	ER	SO	BB	IBB	HBP	BLK	WP	HR	S	P	ERA	WHIP

BOTTOM

Milwaukee Brewers @ Chicago Cubs

Wrigley Field, Chicago, IL

Mon Mar 31 2008, 1:20 PM CDT

Att. 41,089 - Overcast - 44 F

livebaseballscorecards.com

AB	34
R	3
H	5
RBI	3
BB	4
SO	10
LOB	7

Milwaukee Brewers @ Chicago Cubs

Wrigley Field, Chicago, IL

Wed Apr 02 2008, 1:20 PM CDT

Att. 39,468 - Partly Cloudy - 41 F

TOP

livebaseballscorecards.com

Batter	1	2	3	4	5	6	7	8	9	AB	R	H	RBI	BB	SO	LOB
23 Rickie Weeks Jr., R (1, 4) OBP: 0.273, SLG: 0.444	X FF 84 0-0 HR		B CH 77 B SL 83 C SL 83 C CH 77 F SL 85 X FF 89 2-2 ② F8		B CH 76 X SL 81 1-0 ① P4	C CU 78 C CU 79 F FF 91 B SL 86 B CU 78 B SL 85 S CU 79 3-3 ③ K 1-3 3-H		B FF 85 X SL 78 1-0 ① G3 1-2	B SI 90 C SI 88 B SI 89 F SI 89 B SI 89 F SI 89 F SI 88 X SI 88 3-2 ③ P3	6	1	1	1	0	1	6
33 Gabe Kapler, R (1, 8) OBP: 0.200, SLG: 0.200 (8, 7)	F FF 85 B CH 75 X SL 82 1-1 ① F9		C FF 87 C SL 85 X FF 88 0-2 ③ F7 1-2		F CH 78 F CH 76 F FF 88 X CH 79 0-2 ② G5-3		C SL 84 F SL 85 X FF 90 0-2 8 1B 28 1B 1B	B SL 78 B SL 78 C F SL 77 B CU 77 F CU 77 X SL 77 3-2 ② G6-3 2-3 3-H		5	0	1	1	0	0	3
28 Prince Fielder, L (1, 3) OBP: 0.500, SLG: 0.286	X CH 83 0-0 ② P6			B FF 85 C SL 79 F SL 79 X SL 82 1-2 ① F7	F SI 86 B SL 80 B SL 83 H FF 86 3-1 8 1B HBP		B FF 90 1 SAFE X FF 88 1-0 8 1B 1-2 1B	F CU 77 S CU 77 H CU 77 1-2 HBP		3	0	1	0	0	0	0
8 Ryan Braun, R (1, 7) OBP: 0.400, SLG: 0.500 54 David Riske, R (8, 1)	F FF 86 S CH 77 S CH 78 0-3 ③ K			C CU 58 X FF 87 0-1 2 1B 2B	S SL 84 X SL 82 0-1 1-2 2-H 1B		C CH 85 B CH 82 2 SAFE B FF 90 F CH 85 X FF 89 2-2 1-2 2-3 1B	B SI 90 F SI 89 B SI 88 X 2-1 ③ F9		5 0	1 0	3 0	1 0	0 0	1 0	2 0
2 Bill Hall, R (1, 5) OBP: 0.222, SLG: 0.333		C FF 85 B CH 77 B CH 77 C SL 80 X SL 83 2-2 ① P2		D CH 78 C SL 79 F FF 88 2 SAFE F SL 83 X CU 70 1-2 2-H 1 2B 1B	C SL 84 F SL 85 B CU 82 X SL 85 1-2 ③ P4		B CH 86 C CH 84 S CH 85 S CH 86 1-3 ① K		C SI 90 B C SI 89 C SI 90 1-3 ① K	5	1	1	1	0	2	5
1 Corey Hart, R (1, 9) OBP: 0.333, SLG: 0.500		C FF 86 S CH 77 S CH 78 0-3 ② K		S CH 78 X FF 88 0-1 2-H 2B		B FF 94 L CU 80 B CU 81 B SL 86 B SL 87 4-1 7 S 23 E BB	B CH 85 S CH 84 S CH 84 S CH 86 1-3 ② K		B SL 84 C SI 90 B CH 85 S SL 84 B SI 91 F SI 88 X SI 89 3-2 ② F8	4	1	1	1	1	2	3
7 J.J. Hardy, R (1, 6) OBP: 0.111, SLG: 0.111		B SL 83 C SL 84 B FF 88 B CH 79 C SL 82 F SL 82 F SL 82 S FF 86 3-3 ③ K		B SL 84 C FF 86 S CH 76 X CH 78 1-2 ② F7		1 SAFE B FF 90 B FF 92 C FF 91 2 SAFE B SL 85 F FF 91 X SL 84 3-2 ① G5-3 1-3	C CH 86 B CH 87 X SL 83 1-1 ③ F7		C B X SI 89 1-1 22 1B 18 2B 1B	5	1	1	0	0	1	5
37 Jeff Suppan, R (1, 1) Salomon Torres, R (7, 1) 27 Joe Dillon, R (8, PH) OBP: 1.000, SLG: 2.000 22 Tony Gwynn Jr., L (8, 8) OBP: 0.600, SLG: 0.750			C FF 84 B SL 79 S FF 86 C CU 67 1-3 ① K	S SL 82 B FF 88 F FF 88 X CU 69 1-2 ③ G5-3		C SL 85 S SL 84 C 0-3 ② K		C SL 78 F CU 78 B CH 85 B F X CU 77 2-2 18 1B 33 G6-3 2B	C X SI 88 0-1 18 2B 1-2 1B	3 0 1 1	0 0 1 1	0 0 1 1	0 0 0 0	2 0 0 0	2 0 0 0	
18 Jason Kendall, R (1, 2) OBP: 0.625, SLG: 0.833			C FF 85 F CH 76 B CU 69 F FF 88 X CH 77 1-2 E5 33 BLK		B SL 76 B CH 80 C CH 79 X SL 77 2-1 8 1B 2B	B SL 89 B FF 92 C FF 90 B SL 86 B FF 91 4-1 23 WP 23 S BB		B FF 85 X CU 76 1-0 33 G6-3 23 WP 2-3 1B	C SI 90 X 0-1 1-H 2-H 2B	4	1	3	2	1	0	0

TOP	
AB	42
R	8
H	14
RBI	7
BB	2
SO	9
LOB	26

Inning Stats	1	2	3	4	5	6	7	8	9			
	R: 1 E: 0 K: 1 S: 7	H: 1 LOB: 0 BB: 0 P: 8	R: 0 E: 0 K: 2 S: 11	H: 0 LOB: 0 BB: 0 P: 16	R: 0 E: 1 K: 1 S: 14	H: 0 LOB: 1 BB: 0 P: 18	R: 2 E: 0 K: 0 S: 17	H: 3 LOB: 1 BB: 0 P: 21	R: 1 E: 0 K: 0 S: 13	H: 2 LOB: 2 BB: 0 P: 20	R: 1 E: 0 K: 2 S: 12	H: 0 LOB: 1 BB: 2 P: 26
	R: 0 E: 0 K: 2 S: 15	H: 3 LOB: 3 BB: 0 P: 21	R: 1 E: 0 K: 0 S: 14	H: 2 LOB: 2 BB: 0 P: 24	R: 2 E: 0 K: 1 S: 18	H: 3 LOB: 1 BB: 0 P: 26	1B: 8 2B: 5 3B: 0 HR: 1	SF: 0 SAC: 0 DP: 0 HBP: 2	WP: 2 PB: 0 SB: 3 CS: 0	PA: 46		

PITCHER		IP	WLS	BF	H	R	ER	SO	BB	IBB	HBP	BLK	WP	HR	S	P	ERA	WHIP
30 Ted Lilly, L ERA: 7.71	(1, 1)	4.2	L	21	5	4	4	4	0	0	1	1	0	1	57	77	7.71	1.071
22 Kevin Hart, R ERA:	(5, 1)	1.1		7	1	1	0	2	2	0	0	0	1	0	17	32	0.00	2.250
43 Michael Wuertz, R ERA:	(7, 1)	1.0		6	3	0	0	2	0	0	0	0	0	0	15	21	0.00	3.000
63 Carmen Pignatiello, L ERA: 13.5	(8, 1)	0.2		5	2	1	1	0	0	0	1	0	1	0	12	20	13.50	3.000
Bob Howry, R ERA: 11.57	(8, 1)	1.1		7	3	2	2	1	0	0	0	0	0	0	20	30	13.50	2.250

PITCHER	IP	WLS	BF	H	R	ER	SO	BB	IBB	HBP	BLK	WP	HR	S	P	ERA	WHIP

Milwaukee Brewers @ Chicago Cubs

Wrigley Field, Chicago, IL

Wed Apr 02 2008, 1:20 PM CDT

Att. 39,468 - Partly Cloudy - 41 F

livebaseballscorecards.com

BOTTOM

Batter	1	2	3	4	5	6	7	8	9	AB	R	H	RBI	BB	SO	LOB
2 Ryan Theriot, R (1, 6) OBP: 0.222, SLG: 0.222	C FF 86 F FF 86 X FF 87 0-2 ① G4-3		F SI 86 X SI 86 0-1 1B		B FF 86 C FC 81 X CU 68 1-1 1B		F SI 89 B SI 90 B SI 89 C SI 90 X SI 90 2-2 ② F9			4	0	2	0	0	0	2
12 Alfonso Soriano, R (1, 7)	F SI 84 B CH 84 X SI 84 1-1 ② P3		D FC 80 1 SAFE F SI 85 F CH 79 1 SAFE B FF 84 X CU 67 2-2 ③ G5-3		F FC 78 B SI 84 X SI 85 1-1 ③ F8		C SI 92 C SI 92 B SI 91 D CU 83 S SI 92 1-2 2-3 ③ K			4	0	0	0	0	1	4
25 Derrek Lee, R (1, 3) OBP: 0.333, SLG: 0.778	C FF 86 C FF 87 B FF 87 X FF 88 1-2 2B			B FF 86 B FF 86 X FF 86 2-0 HR		C FF 86 F CH 84 B CH 82 B FC 83 X FF 85 2-2 ① F8		B SI 87 X 1-0 ① F9		4	1	2	1	0	0	0
16 Aramis Ramirez, R (1, 5)	D FC 85 B FC 83 S FC 84 F SI 88 B FC 84 X SI 87 3-2 ③ G5-3			C FC 83 B CU 72 C FC 82 B FF 87 B FC 81 B SI 87 4-2 1 CS BB		F CU 70 B SI 87 F FC 81 F FC 84 B SI 87 F SI 86 B SI 87 X FC 82 3-2 ② P5		B C FF 88 B X SI 86 2-1 ② L4		3	0	0	0	1	0	1
1 Kosuke Fukudome, L (1, 9) OBP: 0.625, SLG: 1.167		B SI 85 B FC 83 B FC 84 B SI 85 4-0 G5-4-3 BB		F SI 87 B FC 85 D CH 81 D CH 80 F SI 86 S FC 80 3-3 ① ② K 1-2		B CH 79 B C SI 87 B X 3-1 ③ G1-3		B SI 87 B SI 86 C SI 86 B SI 86 F S SI 88 3-3 ③ K		3	0	0	0	1	2	1
Mark DeRosa, R (1, 4) OBP: 0.333, SLG: 0.400 22 Kevin Hart, R (5, 1) 43 Michael Wuertz, R (7, 1) Ronny Cedeno, R (7, PH) 63 Carmen Pignatiello, R (8, 1) Bob Howry, L (8, 1) 33 Daryle Ward, L (9, PH)		B FF 87 C FF 87 1 SAFE B FF 86 S FC 82 F FF 88 1 SAFE X SI 86 2-2 ① ② G5-4-3 1-2f		B FC 84 X FF 87 1-0 2B		B FC 80 B CH 80 B FF 84 C SI 84 X FF 85 3-1 ① P3			B FF 87 B SI 86 C FF 86 B FF 87 C SI 86 F B FF 84 4-2 BB	2 0 0 0 1 0 0 0	0 0 0 0 0 0 0 0	1 0 0 0 0 0 0 0	0 0 0 0 0 0 0 0	0 0 0 0 0 0 0 1	0 0 0 0 0 0 0 0	1 0 0 0 0 0 0 0
18 Geovany Soto, R (1, 2) OBP: 0.375, SLG: 0.667		B FF 86 S FC 82 B FC 81 S FC 84 X FF 88 2-2 ③ F7		D FC 83 F FC 83 F FC 83 B SI 87 F FC 83 B CU 71 S FC 83 3-3 ③ K		B FF 84 C FF 86 B FF 82 C FC 82 F SI 85 B FC 76 X FC 82 3-2 HR		B SI 86 B SI 85 C CH 84 F S CH 74 2-3 ① K	4	1	1	1	0	2	2
20 Felix Pie, L (1, 8) OBP: 0.250, SLG: 0.250			C FF 84 X SI 85 0-1 ① F7		B FF 84 X FC 82 1-0 ① F8		B SI 91 C SI 89 F SI 89 B SI 91 F SI 92 X CH 84 2-2 17 1B 1B		C FF 86 S FF 86 F SI 88 S SI 90 0-3 ② K	4	0	1	0	0	1	1
30 Ted Lilly, L (1, 1) 17 Mike Fontenot, L (5, 4) OBP: 0.250, SLG: 0.250			B FF 85 F SI 84 S CU 68 F CU 70 X FF 86 1-2 ② G6-3		B FF 85 X SI 85 1-0 ② G4-3		B SI 89 B SI 89 B SI 89 C SI 90 X SI 90 1-3 3-1 12 S 1B		C SI 87 C FF 86 F FF 88 B CH 76 B FF 87 B FF 85 X CH 84 3-2 ③ F7	1 3	0 0	0 1	0 0	0 0	0 1	0 1
Inning Stats	R: 0 E: 0 K: 0 S: 11 H: 1 LOB: 1 BB: 0 P: 16	R: 0 E: 0 K: 0 S: 7 H: 0 LOB: 0 BB: 1 P: 15	R: 0 E: 0 K: 0 S: 11 H: 1 LOB: 1 BB: 0 P: 14	R: 1 E: 0 K: 2 S: 11 H: 2 LOB: 1 BB: 1 P: 24	R: 0 E: 0 K: 0 S: 6 H: 1 LOB: 1 BB: 0 P: 10	R: 0 E: 0 K: 0 S: 10 H: 0 LOB: 0 BB: 0 P: 18	R: 1 E: 0 K: 1 S: 18 H: 3 LOB: 2 BB: 0 P: 33	R: 0 E: 0 K: 1 S: 6 H: 0 LOB: 0 BB: 0 P: 12	R: 0 E: 0 K: 2 S: 14 H: 0 LOB: 1 BB: 1 P: 23	1B: 4 2B: 3 3B: 0 HR: 2 SF: 0 SAC: 0 DP: 2 HBP: 0						WP: 0 PB: 0 SB: 1 CS: 1 PA: 36	

	AB	33
	R	2
	H	8
	RBI	2
	BB	3
	SO	6
	LOB	13

PITCHER		IP	WLS	BF	H	R	ER	SO	BB	IBB	HBP	BLK	WP	HR	S	P	ERA	WHIP
37 Jeff Suppan, R ERA: 2.84	(1, 1)	6.1	W	25	6	2	2	2	2	0	0	0	0	2	62	109	2.84	1.263
Salomon Torres, R ERA:	(7, 1)	0.2	H	4	2	0	0	1	0	0	0	0	0	0	12	21	0.00	3.000
54 David Riske, R ERA:	(8, 1)	2.0		7	0	0	0	3	1	0	0	0	0	0	20	35	0.00	0.500

PITCHER	IP	WLS	BF	H	R	ER	SO	BB	IBB	HBP	BLK	WP	HR	S	P	ERA	WHIP

Batter	1	2	3	4	5	6	7	8	9	AB	R	H	RBI	BB	SO	LOB
23 Rickie Weeks Jr., R (1, 4) OBP: 0.400, SLG: 0.583	C B C B B F B 4-2 22 2B 28 SF9 BB		C SL 85 X SL 84 0-1 28 S 1B		B SI 90 B SL 83 B SI 90 C SI 90 X SI 90 3-1 ② P6			C FF 92 S FF 92 B SL 83 B SL 81 B FF 92 X FF 91 3-2 28 1B 2B		3	2	2	0	1	0	1
22 Tony Gwynn Jr., L (1, 8) OBP: 0.500, SLG: 0.714 33 Gabe Kapler, R (6, 8) OBP: 0.167, SLG: 0.167	1 SAFE F SI 88 X SI 88 0-1 28 E 1-3 2B		C SI 88 1 SAFE B SI 90 1 SAFE 1 SAFE S SL 83 C FS 81 1-3 ② K		C SI 90 B X 1-1 ③ G3			B FF 92 C FF 93 C SL 82 B SL 81 S FF 93 2-3 ① K		3 1	1 0	1 0	0 0	0 0	1 1	2 1
28 Prince Fielder, L (1, 3) OBP: 0.429, SLG: 0.300	F SI 89 B SI 90 F FS 82 X FS 82 1-2 ① SF9 2-H 3-H		B SI 89 B FS 80 S SI 89 X SI 89 2-1 ③ G4-3 1-2			C FS 81 S FS 80 S FS 82 0-3 ① K		B FF 95 X FF 93 1-0 2-H 1B		3	0	1	2	0	1	1
8 Ryan Braun, R (1, 7) OBP: 0.286, SLG: 0.357 Derrick Turnbow, R (8, 1)	X SL 84 0-0 ② G6-3			C SI 90 X SI 90 0-1 ① G1-3		C SI 90 F FS 82 F SI 90 C FS 83 0-3 ② K		F FF 94 B SL 83 B FF 92 C SL 79 X SL 79 2-2 ② P6		4 0	0 0	0 0	0 0	0 0	1 0	1 0
2 Bill Hall, R (1, 5) OBP: 0.167, SLG: 0.250 73 Seth McClung, L (6, 1) Gabe Gross, L (8, PH) (8, 7)	C SI 91 B SL 86 B SI 92 S SL 84 F SI 91 F SI 91 S SL 84 2-3 ③ K			B SL 84 C SL 84 C SI 90 S SL 84 1-3 ② K		C SL 84 S SL 84 B SI 91 X SL 82 1-2 ③ F9		B FF 93 F FF 92 X SL 78 1-1 ③ P6		3 0 1	0 0 0	0 0 0	0 0 0	0 0 0	2 0 0	0 0 1
1 Corey Hart, R (1, 9) OBP: 0.308, SLG: 0.364		X SI 90 0-0 ① G5-3		C SI 89 S FS 82 B FS 83 B SL 84 B SI 90 B SL 84 4-2 BB			C SL 79 B FF 93 C FF 94 X SL 79 1-2 ① P3		C C B S 1-3 ① K	3	0	0	0	1	1	0
7 J.J. Hardy, R (1, 6) OBP: 0.077, SLG: 0.077		C SI 89 F SI 91 X SI 90 0-2 ② F9		1 SAFE 1 SAFE B SI 90 C SL 84 1 SAFE B SL 85 F SI 90 B SI 90 F SL 84 3-2 ③ X SI 80 F9			C FF 94 S FF 94 F FF 93 B SL 81 B B X SL 81 3-2 ② F8		C B C X 1-2 ② G4-3	4	0	0	0	0	0	1
31 Dave Bush, R (1, 1) Craig Counsell, L (6, 5) OBP: 1.000, SLG: 1.500		B SI 90 C SI 90 X SI 90 1-1 ③ L3			C SI 88 B SI 90 S SI 89 B SL 83 X SI 89 2-2 ① G1-3		B FF 93 F FF 94 B FF 95 F FF 92 F SL 80 B SL 80 B SL 77 4-2 BB		B C X 1-1 18 DI 1B	2 1	0 0	0 1	0 0	0 1	0 0	0 0
18 Jason Kendall, R (1, 2) OBP: 0.500, SLG: 0.600			B SI 86 C SI 87 B SI 90 X SI 89 2-1 ① G6-3		C SI 90 C SL 84 B SL 83 B FS 82 B SI 90 X SI 90 3-2 1B		C FF 92 B FF 94 X FF 92 1-1 ③ F9		B B B C C C 3-3 ③ K 1-2	4	0	1	0	0	1	2

TOP

Milwaukee Brewers @ Chicago Cubs

Wrigley Field, Chicago, IL

Thu Apr 03 2008, 1:20 PM CDT

Att. 37,973 - Partly Cloudy - 43 F

livebaseballscorecards.com

AB	32
R	3
H	6
RBI	2
BB	3
SO	8
LOB	10

Inning Stats	1	2	3	4	5	6	7	8	9
	R: 2 E: 1 K: 1 S: 14	H: 1 LOB: 0 BB: 1 P: 21	R: 0 E: 0 K: 0 S: 6	H: 0 LOB: 0 BB: 0 P: 7	R: 0 E: 0 K: 1 S: 9	H: 1 LOB: 1 BB: 0 P: 14	R: 0 E: 0 K: 1 S: 11	H: 0 LOB: 1 BB: 1 P: 19	R: 0 E: 0 K: 0 S: 10	H: 1 LOB: 1 BB: 0 P: 19	R: 0 E: 0 K: 2 S: 10	H: 0 LOB: 0 BB: 0 P: 11	R: 0 E: 0 K: 0 S: 12	H: 0 LOB: 1 BB: 1 P: 21	R: 1 E: 0 K: 1 S: 12	H: 2 LOB: 1 BB: 0 P: 21	R: 0 E: 0 K: 2 S: 11	H: 1 LOB: 1 BB: 0 P: 17

| | | |

BOTTOM

Milwaukee Brewers @ Chicago Cubs

Wrigley Field, Chicago, IL

Thu Apr 03 2008, 1:20 PM CDT

Att. 37,973 - Partly Cloudy - 43 F

livebaseballscorecards.com

Batter	1	2	3	4	5	6	7	8	9	AB	R	H	RBI	BB	SO	LOB
12 Alfonso Soriano, R (1, 7) OBP: 0.143, SLG: 0.077	B SI 88 B CH 82 F SI 88 F SI 88 B CU 70 S CU 70 3-3 **K** ①	X SI 87 0-0 **FC6-4** ③ 1-2f		D CU 69 B SI 87 B SI 87 B SI 87 4-0 1-2 2-3 3-H **BB**		B SI 87 F SI 86 S B CH 79 X 2-2 2-H 2 S 2 2B 1B		F B F SI 94 X SI 94 1-2 **G4-3** ① 1-2 2-3		4	1	1	2	1	1	4
2 Ryan Theriot, R (1, 6) OBP: 0.214, SLG: 0.286	C SI 88 B SI 88 X SI 88 1-1 **F8** ②		B SI 86 B CH 80 C SI 87 X SI 86 2-1 **G5-3** ①	C SI 87 X SI 87 0-1 **G5-3** ③		C FF 93 X 0-1 1-H 25 S 2B		B B C B X SI 92 3-1 **L5** ②		5	0	1	1	0	0	6
25 Derrek Lee, R (1, 3) OBP: 0.214, SLG: 0.500	B SI 88 B SI 88 S FC 82 F SI 88 B SI 88 X SI 88 3-2 **G6-3** ③		X SI 87 0-0 **G5-3** ②		C SI 86 B SI 86 X SI 86 1-1 **G5-3** ①	B B CU 78 F FF 94 C CU 75 B FF 94 S SL 82 3-3 **K** ② 2-3		B SI 96 F SI 95 X SI 95 1-1 **G6-3** ③		5	0	0	0	0	1	4
16 Aramis Ramirez, R (1, 5) OBP: 0.333, SLG: 0.444		B SI 87 B SI 88 C FC 81 B SI 87 F SI 88 F SI 88 B SI 88 4-2 1 2B 1B **BB**	B SI 86 X SI 87 1-0 **F8** ③		B CH 81 C SI 86 B CH 82 X SI 87 2-1 **HR**	C CU 79 B FF 94 F FF 94 B FF 94 F SL 82 B FF 94 X CU 76 3-2 **P3** ③				3	2	1	1	1	0	1
1 Kosuke Fukudome, L (1, 9) OBP: 0.667, SLG: 1.125		C FF 83 C SI 81 B SI 84 B SI 87 X FC 80 2-2 1B 18 SF8 2B 1-3		C SI 86 B SI 80 B FF 85 B SI 80 B SI 88 4-1 18 BB S 12 BB **BB**	B CH 83 S SI 86 B CU 67 B SI 86 B SI 87 4-1 FC6-4 **BB**		C FF 94 C CU 77 B FF 94 B SI 93 B FF 95 T CU 76 3-2 **K** ①			2	2	1	0	2	1	0
Mark DeRosa, R (1, 4) OBP: 0.400, SLG: 0.375		F SI 86 X CH 80 0-1 20 1B 1B 2-3 3-H		1 SAFE C SI 86 C SI 80 F SI 88 H SI 86 1-2 12 BB 18 BB HBP 1-2	X SI 85 0-0 **FC6-4** ② 1-2f		F FF 95 B SL 83 B FF 94 X CU 78 2-1 **F7** ②			3	0	1	1	0	0	1
18 Geovany Soto, R (1, 2) OBP: 0.333, SLG: 0.500		B CH 80 X CH 81 1-0 **SF8** ① 3-H		B SI 87 B SI 86 B SI 86 C SI 87 B SI 87 4-1 12 BB 1-2 2-3 **BB**	1 SAFE B SI 86 B SI 86 X 2-0 **P6** ③		S FF 94 X FF 94 0-1 **F8** ③			2	0	0	1	1	0	1
20 Felix Pie, L (1, 8) OBP: 0.333, SLG: 0.273		1 SAFE B SI 86 1 SAFE X SI 86 1-0 12 FC6-4 1B 1-2		S SI 87 F SI 88 B SI 87 S SI 87 1-3 **K** ①		C CU 66 B SI 86 F SI 85 F CU 68 B SI 86 F B SI 87 X SI 87 3-2 **F9** ①		C SI 94 F SI 95 F CH 85 H FF 94 1-2 12 G4-3 33 S HBP		3	0	1	0	0	1	3
46 Ryan Dempster, R (1, 1) 17 Mike Fontenot, L (6, PH) OBP: 0.400, SLG: 0.600 49 Carlos Marmol, R (7, 1) 33 Daryle Ward, L (8, PH) Ronny Cedeno, R (8, PR) 34 Kerry Wood, R (9, 1)		L SI 85 L SI 86 B SI 87 B CU 67 L CU 68 2-3 **K** ②		C SI 86 F SI 87 B SI 88 M SI 86 1-3 **K** ②		C CU 68 X SI 86 0-1 12 1B 2B		C SI 94 1 SAFE B B B C F B 4-2 12 G4-3 1-2 **BB**		2 0 0 0 0 2 5 1 1 1 0 0 0 0 0 0 0 0 0 0 0 0 0 0 0 1 0 0 0 0 0 0 0 0 0 0 0 0 0 0 0 0						
Inning Stats	R: 0 H: 0 E: 0 LOB: 0 K: 1 BB: 0 S: 8 P: 15	R: 2 H: 3 E: 0 LOB: 2 K: 1 BB: 1 S: 14 P: 24	R: 0 H: 0 E: 0 LOB: 0 K: 0 BB: 0 S: 4 P: 7	R: 1 H: 0 E: 0 LOB: 3 K: 2 BB: 3 S: 13 P: 28	R: 1 H: 1 E: 0 LOB: 1 K: 0 BB: 1 S: 7 P: 16	R: 2 H: 3 E: 0 LOB: 1 K: 1 BB: 0 S: 19 P: 30	R: 0 H: 0 E: 0 LOB: 0 K: 1 BB: 0 S: 7 P: 12	R: 0 H: 0 E: 0 LOB: 3 K: 0 BB: 1 S: 13 P: 23		1B: 3 SF: 1 2B: 3 SAC: 0 3B: 0 DP: 0 HR: 1 HBP: 2				WP: 0 PA: 39 PB: 0 SB: 4 CS: 0		

	AB	30
	R	6
	H	7
	RBI	6
	BB	6
	SO	6
	LOB	25

PITCHER		IP	WLS	BF	H	R	ER	SO	BB	IBB	HBP	BLK	WP	HR	S	P	ERA	WHIP
31 Dave Bush, R ERA: 10.13	(1, 1)	5.1	L	28	6	6	6	4	5	0	1	0	0	1	56	105	10.12	2.062
73 Seth McClung, R ERA:	(6, 1)	1.2		6	1	0	0	2	0	0	0	0	0	0	16	27	0.00	0.600
Derrick Turnbow, R ERA:	(8, 1)	1.0		5	0	0	0	0	1	0	1	0	0	0	13	23	0.00	1.000

PITCHER	IP	WLS	BF	H	R	ER	SO	BB	IBB	HBP	BLK	WP	HR	S	P	ERA	WHIP

Houston Astros @ Chicago Cubs

Wrigley Field, Chicago, IL

Fri Apr 04 2008, 1:20 PM CDT

Att. 37,812 - Cloudy - 43 F

livebaseballscorecards.com

TOP

Batter	1	2	3	4	5	6	7	8	9	AB	R	H	RBI	BB	SO	LOB
21 Michael Bourn, L (1, 8) OBP: 0.316, SLG: 0.133	C FF 88 C CU 72 X CU 72 0-2 ① G3		B FF 88 B FF 89 B FF 88 C FF 89 B FF 87 4-1 9 FC4-6 BB		B FF 86 S FF 87 B FF 86 F FF 86 C CU 71 2-3 ① K		L SI 86 B SI 87 F SI 85 S SL 80 1-3 ② K		S CH 85 C SL 86 B SL 86 F SL 85 X SL 85 1-2 ③ G4-3	4	0	0	0	1	2	0
9 Hunter Pence, R (1, 9) OBP: 0.182, SLG: 0.227	C CU 73 X FF 90 0-1 ② P3		1 SAFE X CU 71 0-0 ① FC4-6 1-2f		C CU 72 B CU 71 F FF 88 B FF 88 F CU 69 X FF 86 2-2 ② F8		S SL 82 S SL 80 F SL 82 X SL 82 0-2 ③ G2-3			4	0	0	0	0	0	1
17 Lance Berkman, S (1, 3) OBP: 0.318, SLG: 0.550	B FF 90 B FF 89 B FF 89 C FF 89 X FF 90 3-1 ③ G5-3		1 SAFE 1 SAFE P PO 83 1 SAFE X FF 87 1-0 ② F7		B CH 82 X FF 88 1-0 45 1B 1B			X SI 86 0-0 E4 10 3B		4	1	1	0	0	0	1
45 Carlos Lee, R (1, 7) OBP: 0.190, SLG: 0.381		X FF 88 0-0 ① P4	B FF 88 B CU 72 F FF 87 X CU 71 2-1 ③ G5-3		1 SAFE F CU 72 1 SAFE 1 SAFE X FF 88 0-1 1-2 1B			C FF 87 S SL 82 X SL 82 0-2 ① F8		4	0	1	0	0	0	2
10 Miguel Tejada, R (1, 6) OBP: 0.250, SLG: 0.474		C FF 89 B X 1-1 46 HBP 2B		B FF 88 F FF 88 B CH 78 C CU 70 F CU 70 S CU 71 2-3 ① K	C CU 70 B CU 71 B FF 86 C CU 69 B CU 72 X CU 69 3-2 ③ L3			B SI 87 S FF 87 1 SAFE F SI 87 X FF 87 1-2 1-H 21 SF8 3B		4	1	2	1	0	1	2
21 Ty Wigginton, R (1, 5) OBP: 0.250, SLG: 0.353		F FF 88 B FF 88 D CU 72 B FF 88 B FF 88 4-1 46 HBP BB		C CU 70 F FF 88 B FF 87 T CU 71 1-2 ② K		X FF 86 0-0 ① G5-3		X SL 80 0-0 ② SF8 3-H		2	0	0	1	1	1	0
Mark Loretta, R (1, 4) OBP: 0.353, SLG: 0.286		C CU 71 X FF 88 0-1 ② P3		B FF 88 B FF 88 F FF 88 B CU 70 B FF 88 4-1 46 HR BB		C FF 86 B CH 80 X FF 86 1-1 ② F7		B SI 87 B FF 87 F SI 85 X SL 79 2-1 ③ G5-3		3	1	0	0	1	0	2
46 J.R. Towles, R (1, 2) OBP: 0.375, SLG: 0.538		H FF 89 1-0 1-2 2-3 HBP		C CU 71 X FF 87 0-1 1-H HR		B FF 87 B CU 71 F FF 86 X FF 87 2-1 ③ F9			B SL 83 S SL 84 S SL 86 X SL 86 1-2 ① G4-3	3	1	1	2	0	0	0
43 Chris Sampson, R (1, 1) 53 Wesley Wright, R (7, 1) 26 Doug Brocail, L (8, 1) 2 Darin Erstad, L (9, PH) 47 Jose Valverde, R (9, 1)		F FF 89 D CU 72 F FF 88 S CU 71 1-3 ③ K		F FF 88 S CU 71 F CU 70 X FF 88 0-2 ③ G4-3			C SI 87 S SL 80 X CH 81 0-2 ① G1-3		B FF 90 F CH 81 B SL 84 B SL 85 X FF 89 3-1 ② F8	3 0 0 1 0	0 0 0 0 0	0 0 0 0 0	0 0 0 0 0	1 0 0 0 0	0 0 0 0 0	3 0 0 0 0
Inning Stats	R: 0 E: 0 K: 0 S: 7 H: 0 LOB: 0 BB: 0 P: 10	R: 0 E: 0 K: 1 S: 9 H: 1 LOB: 3 BB: 1 P: 16	R: 0 E: 0 K: 0 S: 6 H: 0 LOB: 1 BB: 1 P: 12	R: 2 E: 0 K: 2 S: 14 H: 1 LOB: 0 BB: 1 P: 21	R: 0 E: 0 K: 1 S: 13 H: 2 LOB: 2 BB: 0 P: 21	R: 0 E: 0 K: 0 S: 5 H: 0 LOB: 0 BB: 0 P: 8	R: 0 E: 0 K: 1 S: 10 H: 0 LOB: 0 BB: 0 P: 11	R: 2 E: 1 K: 0 S: 10 H: 1 LOB: 0 BB: 0 P: 13	R: 0 E: 0 K: 0 S: 9 H: 0 LOB: 0 BB: 0 P: 14	1B: 2 2B: 1 3B: 1 HR: 1 SF: 1 SAC: 0 DP: 0 HBP: 1						

	AB	32
	R	4
	H	5
	RBI	4
	BB	3
	SO	5
	LOB	11

WP: 0 PB: 0 SB: 0 CS: 0 PA: 37

PITCHER	IP	WLS	BF	H	R	ER	SO	BB	IBB	HBP	BLK	WP	HR	S	P	ERA	WHIP
53 Rich Hill, L (1, 1) ERA: 3.0	6.0		26	4	2	2	4	3	0	1	0	0	1	54	88	3.00	1.167
32 Jon Lieber, R (7, 1) ERA:	2.0	L	8	1	2	0	1	0	0	0	0	0	0	20	24	0.00	0.500
43 Michael Wuertz, R (9, 1) ERA:	1.0		3	0	0	0	0	0	0	0	0	0	0	9	14	0.00	0.000

PITCHER	IP	WLS	BF	H	R	ER	SO	BB	IBB	HBP	BLK	WP	HR	S	P	ERA	WHIP

Batter	1	2	3	4	5	6	7	8	9	AB	R	H	RBI	BB	SO	LOB
12 Alfonso Soriano, R (1, 7) (9, 4) OBP: 0.111, SLG: 0.059	F FF 89 B FF 88 B FF 88 F FF 87 X SL 87 2-2 G6-3 ①			B FF 86 B FF 87 S FF 88 X FF 88 2-1 L8 ①		X SL 82 0-0 G3-1 ② 2-3		B FC 86 X FF 88 1-0 F9 ②		4	0	0	0	0	0	1
2 Ryan Theriot, R (1, 6) OBP: 0.222, SLG: 0.278	X FF 88 0-0 G4-3 ②			C FF 89 X FF 86 0-1 F8 ②		C CU 75 S CU 75 F FF 87 X FF 87 0-2 G5-3 ③		B FF 88 C FF 88 C CH 85 X SI 89 1-2 25 1B 1B		4	0	1	0	0	0	1
25 Derrek Lee, R (1, 3) OBP: 0.222, SLG: 0.444	B FF 89 B FF 88 C SI 88 F FF 87 X SL 86 2-2 F9 ③			F FF 88 X SL 84 0-1 F8 ③			C SI 85 X CU 74 0-1 G6-3 ① 1B	F FF 91 X FF 91 0-1 1-3 1B		4	0	1	0	0	0	0
16 Aramis Ramirez, R (1, 5) OBP: 0.313, SLG: 0.385 43 Michael Wuertz, R (9, 1)		B FF 88 X FF 88 1-0 F9 ①			X CU 74 0-0 P3 ①		C SL 81 B CU 74 B SI 86 F FF 88 X SI 86 2-2 G5-3 1 1B 18 1B 1B	D CH 84 C FC 86 F CH 86 B FF 91 F CH 87 B FF 92 T FC 85 3-2 K ③		4 0	1 0	1 0	0 0	0 0	1 0	2 0
1 Kosuke Fukudome, L (1, 9) OBP: 0.625, SLG: 0.917		X FF 86 0-0 G6-4-3 1B			C FF 86 B CH 78 B FF 88 X SI 86 2-1 G3 ②		B FF 86 X SI 85 1-0 18 1B G5-3 1B 1-2		F FF 90 C FF 92 X FF 93 0-2 P6 ①	4	1	2	0	0	0	0
Mark DeRosa, R (1, 4) OBP: 0.429, SLG: 0.667 (9, 5)		S SL 84 D SL 84 1 SAFE X FF 87 1-1 G6-4-3 ② ③ 1-2f			B CH 82 B FF 85 X FF 86 2-0 1B		B SL 84 C FF 85 F SI 86 F SL 84 X SI 85 1-2 G5-3 ② 1-2 2-3		B FS 82 X FF 91 1-0 HR	4	1	2	1	0	0	3
18 Geovany Soto, R (1, 2) OBP: 0.313, SLG: 0.417			X FF 86 0-0 F9 ①		C FF 86 1 SAFE D FF 87 F FF 86 1 SAFE X SL 82 1-2 F8 ③		X FF 87 0-0 20 FC4-6 1B 2-H 3-H		B FF 91 B FF 92 B FF 91 C FF 93 X FF 92 3-1 F7 ②	4	0	1	2	0	0	1
20 Felix Pie, L (1, 8) OBP: 0.250, SLG: 0.200			B FF 88 X FF 86 1-0 G3 ②			L FF 86 B CU 74 X FF 88 1-1 F9 ① 1-2f	C FF 89 D KC 76 F FF 90 D SL 82 F FF 90 F FF 90 X FF 90 2-2 FC4-6 ③		C FF 93 X 0-1 P5 ③	4	0	0	0	0	0	1
53 Rich Hill, L (1, 1) 9 Reed Johnson, R (6, PH) OBP: 1.000, SLG: 2.000 32 Jon Lieber, L (7, 1) Ronny Cedeno, R (8, PH) 33 Daryle Ward, L (8, PH) (9, 7)			S FF 87 F FF 88 B FF 87 B SL 84 S FF 86 2-3 K ③			B CU 74 C SI 86 X SI 87 1-1 12 G3-1 2B		B CH 88 C CH 85 X CU 75 1-1 G3-1 ①		1 1 0 0 1	0 0 0 0 0	0 1 0 0 0	0 0 0 0 0	1 0 0 0 0	0 0 0 0 0	0 0 0 0 0
Inning Stats	R: 0 E: 0 K: 0 S: 7 H: 0 LOB: 0 BB: 0 P: 11	R: 0 E: 0 K: 0 S: 4 H: 1 LOB: 0 BB: 0 P: 6	R: 0 E: 0 K: 1 S: 5 H: 0 LOB: 0 BB: 0 P: 8	R: 0 E: 0 K: 0 S: 6 H: 0 LOB: 0 BB: 0 P: 8	R: 0 E: 0 K: 0 S: 7 H: 1 LOB: 1 BB: 0 P: 12	R: 0 E: 0 K: 0 S: 9 H: 1 LOB: 1 BB: 0 P: 11	R: 2 E: 0 K: 0 S: 16 H: 3 LOB: 1 BB: 0 P: 22	R: 0 E: 0 K: 1 S: 12 H: 2 LOB: 2 BB: 0 P: 18	R: 1 E: 0 K: 0 S: 8 H: 1 LOB: 0 BB: 0 P: 12	1B: 7 2B: 1 3B: 0 HR: 1 SF: 0 SAC: 0 DP: 1 HBP: 0						WP: 0 PB: 0 SB: 0 CS: 0 PA: 35

PITCHER		IP	WLS	BF	H	R	ER	SO	BB	IBB	HBP	BLK	WP	HR	S	P	ERA	WHIP
43 Chris Sampson, R ERA: 2.7	(1, 1)	6.2		25	6	2	2	1	0	0	0	0	0	0	49	71	2.70	0.900
53 Wesley Wright, L ERA:	(7, 1)	0.1	W	1	0	0	0	0	0	0	0	0	0	0	5	7	0.00	0.000
26 Doug Brocail, R ERA:	(8, 1)	1.0	H	5	2	0	0	1	0	0	0	0	0	0	12	18	0.00	2.000
47 Jose Valverde, R ERA: 6.0	(9, 1)	1.0	S	4	1	1	1	0	0	0	0	0	0	1	8	12	9.00	1.000

BOTTOM

Houston Astros @ Chicago Cubs

Wrigley Field, Chicago, IL

Fri Apr 04 2008, 1:20 PM CDT

Att. 37,812 - Cloudy - 43 F

livebaseballscorecards.com

AB	35
R	3
H	9
RBI	3
BB	0
SO	2
LOB	9

Houston Astros @ Chicago Cubs

Wrigley Field, Chicago, IL

Sat Apr 05 2008, 12:05 PM CDT

Att. 40,707 - Sunny - 57 F

TOP

livebaseballscorecards.com

Batter	1	2	3	4	5	6	7	8	9	AB	R	H	RBI	BB	SO	LOB
21 Michael Bourn, L (1, 8) OBP: 0.333, SLG: 0.300	B SI 88 C SI 89 X SI 90 1-1 9 1B 9 S 17 G1-6-3 1B		B SI 88 S SI 88 X CH 81 1-1 ① F8		B SI 88 C SI 89 C SI 89 X SL 82 1-2 ③ G4-3		B SI 91 C SL 84 S SL 84 B CU 82 X SI 91 2-2 3B		C FF 95 B CU 83 F FF 95 X CU 84 1-2 ② G4-3	5	1	2	0	0	0	0
9 Hunter Pence, R (1, 9) OBP: 0.185, SLG: 0.222	B SL 82 1 SAFE B SI 89 C SL 82 X SI 90 2-1 17 G1-6-3 1-3 1B		F SL 83 F SI 90 B SI 90 F SI 89 B SL 75 B SL 82 S SL 82 3-3 ② K2-3			X SI 90 0-0 E3 2 S 2 2B	S SL 84 F SL 83 B SL 84 B SL 86 X CU 80 2-2 ③ F9		S FF 95 X FF 95 0-1 ③ G6-3	5	1	1	0	0	1	1
17 Lance Berkman, S (1, 3) OBP: 0.292, SLG: 0.500 2 Darin Erstad, L (4, 3) OBP: 0.400, SLG: 0.600	B SI 89 B SI 90 X SI 90 2-0 ①② G1-6-3 1-2f 3-H		B CH 83 S CH 84 B CH 81 X SI 90 2-1 ③ G4-3			B SL 81 1 SAFE B SI 89 1 SAFE C SI 90 1 SAFE 1 SAFE S SL 81 2 SAFE 3-2 F SI 89 F SL 80 B SI 90 X SL 81 1-H 45 2B 2B		C SI 90 B SI 91 F SI 91 B SI 92 F SI 90 X SI 90 2-2 45 2B 10 G4-3 1B		2	0	0	0	0	0	1
										2	2	2	1	0	0	0
45 Carlos Lee, R (1, 7) OBP: 0.280, SLG: 0.640	C SL 84 F SI 90 F SI 89 B SI 88 F SI 90 F SL 76 S SL 82 1-3 ③ K			X SI 89 0-0 HR		X SL 82 0-0 10 L9 2-H 2B		S SL 86 B SL 85 B FF 91 X FF 90 2-1 10 G4-3 1-3 27 1B 2B		4	2	3	2	0	1	0
10 Miguel Tejada, R (1, 6) OBP: 0.250, SLG: 0.409		B SI 87 C SL 81 C SI 88 B SL 82 B SL 82 B SI 90 4-2 21 1B 1B BB		X SL 81 0-0 ① G4-3		S SI 89 F SI 88 B SL 82 X SL 82 1-2 ① L9 2-3		C SI 91 X SI 90 0-1 ① G4-3 2-3 3-H		3	1	0	1	1	0	2
21 Ty Wigginton, R (1, 5) OBP: 0.304, SLG: 0.400 Tomas Perez, S (7, 4) 27 Geoff Blum, S (8, PH) OBP: 0.429, SLG: 0.857 (8, 5)		S SI 88 1 SAFE X SI 88 0-1 G1-6-3 1B 1-2 1B		X SI 89 0-0 G4-6-3 1B		B CU 78 C CU 77 B SL 84 S SL 85 S SL 84 2-3 ② K		B CH 81 B SI 90 F SI 90 X SI 90 2-1 3-H 1B		3	0	2	0	0	1	1
										0	0	0	0	0	0	0
										1	0	1	1	0	0	0
Mark Loretta, R (1, 4) OBP: 0.333, SLG: 0.278 (7, 5) (8, 4)		C SI 89 X CH 81 0-1 G1-6-3 1-2 2-H 1B		B SL 80 X SL 79 1-0 ②③ G4-6-3 1-2f		T SL 85 F FF 92 B SL 84 T SL 86 1-2 ③ K		B CU 73 X FF 92 1-0 ② L9		4	0	1	1	0	1	3
Brad Ausmus, R (1, 2)		C SI 90 B SI 90 B SI 88 B SI 89 X SI 90 3-1 ①② G1-6-3 1-2f 2-3		B SI 88 X SI 89 1-0 ① L9		F FF 92 B SL 85 X FF 91 1-1 ① F9		B SL 82 C SL 80 S FF 94 F FF 93 X SL 80 1-2 ③ G5-3		4	0	0	0	0	0	3
44 Roy Oswalt, R (1, 1) Oscar Villarreal, L (7, 1) 53 Wesley Wright, R (7, 1) 29 Geoff Geary, R (7, 1) 26 Doug Brocail, L (8, 1) 22 José Cruz Jr., S (9, PH) OBP: 0.571, SLG: 0.250		C SI 90 B SI 90 B SI 90 F SI 90 X SI 89 2-2 ③ G5-3		B SI 88 C SI 88 B SI 90 B SI 89 X SI 88 3-1 ② G6-3		C FF 92 B FF 91 X FF 92 1-1 ② G4-3		B FF 95 C FF 96 F FF 95 B CU 84 B FF 95 X FF 95 3-2 ① F9		3	0	0	0	0	0	1
										0	0	0	0	0	0	0
										0	0	0	0	0	0	0
										0	0	0	0	0	0	0
										0	0	0	0	0	0	0
										1	0	0	0	0	0	0

	AB	37
	R	7
	H	12
	RBI	6
	BB	1
	SO	4
	LOB	12

Inning Stats	1	2	3	4	5	6	7	8	9
	R: 1 E: 0 K: 1 S: 11	R: 1 E: 0 K: 0 S: 11	R: 0 E: 0 K: 1 S: 8	R: 1 E: 0 K: 0 S: 4	R: 0 E: 0 K: 0 S: 6	R: 2 E: 1 K: 2 S: 16	R: 0 E: 0 K: 0 S: 10	R: 2 E: 0 K: 0 S: 15	R: 0 E: 0 K: 0 S: 8
	H: 2 LOB: 0 BB: 0 P: 17	H: 2 LOB: 1 BB: 1 P: 20	H: 0 LOB: 0 BB: 0 P: 14	H: 2 LOB: 0 BB: 0 P: 5	H: 0 LOB: 0 BB: 0 P: 11	H: 2 LOB: 1 BB: 0 P: 23	H: 1 LOB: 1 BB: 0 P: 16	H: 3 LOB: 1 BB: 0 P: 23	H: 0 LOB: 0 BB: 0 P: 12

| | | | | | | | | | |

Houston Astros @ Chicago Cubs

Wrigley Field, Chicago, IL

Sat Apr 05 2008, 12:05 PM CDT

Att. 40,707 - Sunny - 57 F

livebaseballscorecards.com

BOTTOM

Batter	1	2	3	4	5	6	7	8	9	AB	R	H	RBI	BB	SO	LOB
12 Alfonso Soriano, R (1, 7) OBP: 0.087, SLG: 0.045	C SI 92 B SI 90 X SI 91 1-1 ① G5-3	B FC 86 X SI 93 1-0 ③ G6-3			C FF 92 B SI 92 B FC 86 X FC 87 2-1 ①② F8-5 2-3		B FC 86 X SI 92 1-0 ① G5-3 1-2 2-3	X CH 88 0-0 ② G5-3 1-2		5	0	0	0	0	0	5
9 Reed Johnson, R (1, 8) OBP: 0.500, SLG: 0.667	B FC 85 C FF 92 F FF 91 B CU 68 X FF 92 2-2 16 FC3-6 25 1B 1B	C CU 69 X FC 86 0-1 ① F9			B FF 92 C FF 92 X FC 86 1-1 ③ G5-3		B FC 84 F FF 92 F FF 92 D CU 65 X SI 92 2-2 ② G6-3 2-3 3-H	B CH 88 X FC 86 1-0 25 CS 2-H 1B		5	0	2	2	0	0	1
25 Derrek Lee, R (1, 3) OBP: 0.364, SLG: 0.727	B CU 70 X FF 92 1-0 16 FC3-6 1-2 1B	B FF 92 B FC 84 C FF 91 B SI 90 X FF 90 3-1 HR				B FF 91 B FC 84 X FF 92 2-0 1 1B PB 2B	F FC 86 X SI 93 0-1 16 BB 1 2B 1B 3-H	B SI 91 C CH 84 1-1 ③ CS 1-2		4	3	4	2	0	0	0
16 Aramis Ramirez, R (1, 5) OBP: 0.300, SLG: 0.313	S FC 83 S FC 84 F FF 92 X FC 85 0-2 ② FC3-6 1-2f 2-3	X FF 92 0-0 ② F8				B SI 91 D FC 85 F FC 85 F FF 92 X FC 85 2-2 ① F8	1 SAFE B SL 81 S SL 81 1 SAFE B SI 88 B SL 80 B SI 88 4-1 1 2B BB 1-2			3	1	0	0	1	0	3
1 Kosuke Fukudome, L (1, 9) OBP: 0.600, SLG: 0.875	X FF 92 0-0 ③ G4-3	B CU 69 F SI 91 X CU 67 1-1 ③ F7				X FF 92 0-0 PB 2-3 1B	B FF 89 C FF 89 B FF 90 B FF 89 C FF 90 F FF 90 F FF 90 X FF 90 3-2 BLK 2B 1-H 2-H 2B			4	1	2	2	0	0	2
Mark DeRosa, R (1, 4) OBP: 0.444, SLG: 0.688 49 Carlos Marmol, R (8, 1) 34 Kerry Wood, R (9, 1)		C FC 84 X FC 85 0-1 ① G5-3		C FC 86 B SI 91 B FC 84 F FC 84 X FF 92 2-2 18 G4-3 1B		B FC 85 C FC 84 B SI 92 C FC 85 X SI 92 2-2 ② G5-3 1-2 3-H	B SI 92 S SI 92 B FF 92 X SL 83 2-1 2-H 2B			4 0 0	0 0 0	2 0 0	1 0 0	0 0 0	0 0 0	1 0 0
18 Geovany Soto, R (1, 2) OBP: 0.300, SLG: 0.500 Henry Blanco, R (8, 2)	X SI 91 0-0 2B 3B	X FC 85 0-0 ①② G4-3 1-2f				B FC 85 B FC 84 S FC 86 X FC 83 2-1 ③ G6-3	B SL 80 B SL 83 C SL 83 B FF 90 S FF 91 S FF 92 3-3 ③ K			4 0	1 0	1 0	0 0	0 0	1 0	3 0
2 Ryan Theriot, R (1, 6) OBP: 0.227, SLG: 0.238	C FC 85 B FF 92 F FF 91 X CU 65 1-2 ② F8	C SI 92 B SL 76 B FC 86 X FF 91 2-1 ③ G1-3					B FF 92 B FC 83 B FF 90 C FF 89 B FF 90 4-1 12 G5-3 17 1B 9 G6-3 BB	T CH 85 F CH 86 S FF 89 0-3 ① K		3	1	0	0	1	1	1
Jason Marquis, L (1, 1) OBP: 0.500, SLG: 1.000 22 Kevin Hart, R (6, 1) 17 Mike Fontenot, L (7, PH) OBP: 0.500, SLG: 0.667 Bob Howry, L (8, 1) Ronny Cedeno, R (8, 4) OBP: 0.500, SLG: 0.500	X CU 69 0-0 3-H 2B				C SI 92 S FF 91 X SL 77 0-2 E5 12 F8-5		C SI 90 B CU 71 1 SAFE F FF 90 X FC 84 1-2 9 G6-3 12 G5-3 25 1B 1B 1-2	B CH 87 X FC 84 1-0 12 G5-3 9 1B 1B		2 0 1 0 1	0 0 1 0 1	1 0 1 0 1	1 0 0 0 1	0 0 0 0 0	0 0 0 0 0	0 0 0 0 0
Inning Stats	R: 0 E: 0 K: 0 S: 11 H: 2 LOB: 2 BB: 0 P: 15	R: 1 E: 0 K: 0 S: 8 H: 2 LOB: 1 BB: 0 P: 10	R: 1 E: 0 K: 0 S: 7 H: 1 LOB: 0 BB: 0 P: 11	R: 0 E: 0 K: 0 S: 6 H: 1 LOB: 0 BB: 0 P: 10	R: 0 E: 1 K: 0 S: 7 H: 0 LOB: 0 BB: 0 P: 10	R: 1 E: 0 K: 0 S: 10 H: 2 LOB: 1 BB: 0 P: 18	R: 5 E: 0 K: 1 S: 21 H: 4 LOB: 1 BB: 2 P: 41	R: 1 E: 0 K: 1 S: 7 H: 2 LOB: 0 BB: 0 P: 10		1B: 8 2B: 5 3B: 1 HR: 1	SF: 0 SAC: 0 DP: 2 HBP: 0			WP: 0 PB: 1 SB: 0 CS: 1	PA: 39	

	AB	R	H	RBI	BB	SO	LOB
	36	9	14	8	2	2	16

PITCHER		IP	WLS	BF	H	R	ER	SO	BB	IBB	HBP	BLK	WP	HR	S	P	ERA	WHIP
44 Roy Oswalt, R ERA: 6.0	(1, 1)	6.2	L	30	10	6	5	0	1	0	0	0	0	1	59	92	6.75	1.650
Oscar Villarreal, R ERA: 4.5	(7, 1)	0.0		1	0	0	0	0	1	0	0	0	0	0	1	5	∞	∞
53 Wesley Wright, L ERA: 13.5	(7, 1)	0.0		1	1	1	1	0	0	0	0	0	0	0	5	8	∞	∞
29 Geoff Geary, R ERA:	(7, 1)	0.1		2	1	1	1	1	0	0	0	1	0	0	5	10	27.00	3.000
26 Doug Brocail, R ERA: 3.0	(8, 1)	1.0		4	2	1	1	1	0	0	0	0	0	0	7	10	9.00	2.000

PITCHER	IP	WLS	BF	H	R	ER	SO	BB	IBB	HBP	BLK	WP	HR	S	P	ERA	WHIP

Batter	1	2	3	4	5	6	7	8	9	AB	R	H	RBI	BB	SO	LOB
21 Michael Bourn, L (1, 8) OBP: 0.321, SLG: 0.292	C FS 87 B SI 89 B SI 91 T SI 91 X SI 92 2-2 9 2B 45 F7-2 1B		X SI 88 0-0 ① G4-3 2-3		B SI 90 B FF 92 C FF 88 S SI 91 X FF 92 2-2 ③ F7			B SL 83 B FF 93 C FF 94 F FF 92 B SL 79 S SL 79 3-3 ② K		4	0	1	0	0	1	1
9 Hunter Pence, R (1, 9) OBP: 0.194, SLG: 0.258	1 SAFE X SI 89 0-0 1-3 2B		F SL 80 D SL 80 B FF 90 X SL 80 2-1 ② F9			B SL 76 F SL 77 X SI 88 1-1 ① G3-1		F SL 83 S SL 82 F SL 81 B FF 94 B FF 94 F SL 80 C FF 94 2-3 ③		4	0	1	0	0	1	1
2 Darin Erstad, L (1, 3) OBP: 0.333, SLG: 0.444	S FS 81 C SI 92 F FS 86 F SI 91 B FF 90 S CU 70 1-3 ① K		D FS 83 B FF 89 X SI 90 2-0 45 CS 3-H 1B			B FS 87 B SI 88 C FF 87 F FF 88 F FS 83 F FF 89 S FS 84 2-3 ② K2-3			B FF 94 C FF 94 X SL 87 1-1 ① G1-3	4	0	1	1	0	2	2
45 Carlos Lee, R (1, 7) OBP: 0.276, SLG: 0.586	B SL 82 X CU 68 1-0 ② F7-2 ③ 3-H		S FF 93 B SI 92 B SL 82 2-1 ③ CS 1-2	C SL 77 F SI 92 X SL 81 0-2 10 G6-3 1B		B FF 91 X SI 90 1-0 ③ F7			C CU 82 B FF 94 C FF 95 X FF 95 1-2 ② G5-3	4	0	1	0	0	0	2
10 Miguel Tejada, R (1, 6) OBP: 0.250, SLG: 0.500		C FS 79 B SI 90 F SI 92 B F B F X 3-2 ① G1-3		C SI 88 1 SAFE X SI 89 0-1 ① G6-3 1-2			F SI 88 X CU 65 0-2 HR		F FF 95 B FF 96 S FF 94 F FF 96 F FF 96 S CU 84 1-3 ③ K	4	1	1	1	0	1	1
27 Geoff Blum, S (1, 5) OBP: 0.300, SLG: 0.600		B F F S 1-3 ② K		F FS 81 B FF 86 X FF 88 1-1 ② P6			B SI 90 B SI 92 B FF 89 C SI 88 C FF 89 F FF 90 F SI 92 C FF 89 3-3 ① K			3	0	0	0	0	2	1
Tomas Perez, S (1, 4) OBP: 0.333, SLG: 0.333		C F B B X 2-2 1B		B SI 91 B FF 91 C FF 90 F FF 92 S SI 91 2-3 ③ K			S SI 88 F SI 92 X FS 85 0-2 ② G1-3			3	0	1	0	0	1	1
46 J.R. Towles, R (1, 2) OBP: 0.316, SLG: 0.438		C SL 78 C SL 79 X 0-2 ③ F7			B SI 87 C SI 89 B CU 66 F SI 90 T FF 90 2-2 ① K		F SI 92 F SI 92 S SI 92 0-3 ③ K			3	0	0	0	0	2	1
41 Brandon Backe, R (1, 1) OBP: 0.250, SLG: 0.500 Oscar Villarreal, L (7, 1) 22 José Cruz Jr., S (8, PH) OBP: 0.500, SLG: 0.200 Dave Borkowski, R (8, 1)			C SI 88 B SL 80 X SI 91 1-1 21 G4-3 2 1B 2B		C FF 89 B SL 78 B FF 91 B SI 92 C FS 89 X SI 92 3-2 ② G1-3			B SL 82 C SL 81 B SL 79 C FF 93 F SL 82 X FF 94 2-2 ① F7		2 0 1 0	1 0 0 0	1 0 0 0	0 0 0 0	0 0 0 0	0 0 0 0	0 0 0 0

TOP

Houston Astros @ Chicago Cubs

Wrigley Field, Chicago, IL

Sun Apr 06 2008, 1:20 PM CDT

Att. 40,929 - Partly Cloudy - 53 F

livebaseballscorecards.com

AB	32
R	2
H	7
RBI	2
BB	0
SO	10
LOB	10

Inning Stats	1	2	3	4	5	6	7	8	9
	R: 0 E: 0 K: 1 S: 10	H: 2 LOB: 1 BB: 0 P: 14	R: 0 E: 0 K: 1 S: 14	H: 1 LOB: 1 BB: 0 P: 20	R: 1 E: 0 K: 0 S: 7	H: 2 LOB: 0 BB: 0 P: 14	R: 0 E: 0 K: 1 S: 10	H: 1 LOB: 1 BB: 0 P: 13	R: 0 E: 0 K: 1 S: 9	H: 0 LOB: 0 BB: 0 P: 16	R: 0 E: 0 K: 1 S: 8	H: 0 LOB: 0 BB: 0 P: 12	R: 1 E: 0 K: 2 S: 14	H: 1 LOB: 0 BB: 0 P: 17	R: 0 E: 0 K: 2 S: 12	H: 0 LOB: 0 BB: 0 P: 19	R: 0 E: 0 K: 1 S: 10	H: 0 LOB: 0 BB: 0 P: 13

1B: 4	SF: 0
2B: 3	SAC: 0
3B: 0	DP: 1
HR: 1	HBP: 0

WP: 0	PA: 33
PB: 0	
SB: 0	
CS: 1	

PITCHER		IP	WLS	BF	H	R	ER	SO	BB	IBB	HBP	BLK	WP	HR	S	P	ERA	WHIP
38 Carlos Zambrano, R ERA: 1.32	(1, 1)	7.0	W	26	7	2	2	7	0	0	0	0	0	1	72	106	2.57	1.000
49 Carlos Marmol, R ERA: 1.8	(8, 1)	1.0	H	3	0	0	0	2	0	0	0	0	0	0	12	19	0.00	0.000
34 Kerry Wood, R ERA: 6.75	(9, 1)	1.0	S	3	0	0	0	1	0	0	0	0	0	0	10	13	0.00	0.000

PITCHER	IP	WLS	BF	H	R	ER	SO	BB	IBB	HBP	BLK	WP	HR	S	P	ERA	WHIP

Batter	1	2	3	4	5	6	7	8	9	AB	R	H	RBI	BB	SO	LOB
12 Alfonso Soriano, R (1, 7) OBP: 0.111, SLG: 0.192	B SL 81 X SL 82 1-0 ① G5-3	C SI 90 S CU 70 S SL 83 0-3 ③ K			B CU 74 S SI 88 X CU 71 1-1 HR	X SL 80 0-0 ③ P4				4	1	1	1	0	1	1
9 Reed Johnson, R (1, 8) OBP: 0.300, SLG: 0.400 20 Felix Pie, L (8, 8) OBP: 0.250, SLG: 0.200	B SI 89 B SI 88 C SI 87 F FF 87 F SI 89 C CU 75 2-3 ② K		B FF 89 S SL 81 F SI 89 F SL 80 F SL 82 X CU 70 1-2 ① F8		B SI 89 X SI 90 1-0 ① G5-3		B SI 88 B CH 86 C CH 87 F CH 86 B SI 89 X SI 89 3-2 ① F9			4 0	0 0	0 0	0 0	0 0	1 0	0 0
25 Derrek Lee, R (1, 3) OBP: 0.423, SLG: 0.880	C SI 90 F SI 89 B FF 90 X CH 81 1-2 2B		B SI 89 B CH 79 C FF 89 C CU 76 X SL 83 2-2 ② F8		C SI 89 B SI 91 B FF 88 C SL 81 B SL 81 B SI 90 4-2 1 BB 16 1B BB		X SI 88 0-0 HR			3	1	2	1	1	0	0
16 Aramis Ramirez, R (1, 5) OBP: 0.375, SLG: 0.368	B SI 90 B SL 82 C SL 80 B CH 80 D SL 82 4-1 BB		X CH 80 0-0 1B		C SL 82 F CH 82 F CH 81 F SL 82 B FF 87 X FF 88 1-2 1 BB 1-2 1B		C SI 90 B SL 85 S SL 80 S SL 87 1-3 ② K			3	0	2	0	1	1	0
1 Kosuke Fukudome, L (1, 9) OBP: 0.542, SLG: 0.737	S CH 80 B SI 89 C SL 82 S FF 88 1-3 ③ K		C CU 74 X CU 70 0-1 ③ L8		D CH 81 B CH 82 B SL 80 B SI 88 4-0 1-2 2-3 BB		B CH 81 B SI 90 C SI 88 X CH 81 2-1 ③ G5-3			3	0	0	0	1	1	3
Mark DeRosa, R (1, 4) OBP: 0.409, SLG: 0.600		B SI 88 X SI 89 1-0 2 FC5 1B 38 G4-6-3 1B		C SI 89 X CH 80 0-1 E8	C CU 76 F CU 70 S SL 82 0-3 ② K			F SI 89 C SI 88 F SL 83 B SI 88 F SI 89 B CU 73 B SI 89 F SI 89 F SI 89 3-2 ① X SI 90 G5-3		4	1	1	0	0	1	3
2 Ryan Theriot, R (1, 6) OBP: 0.231, SLG: 0.240		C SI 88 B CH 80 1 SAFE B FF 87 B SI 87 F SI 88 X FF 89 3-2 FC5 38 G4-6-3 1B 1-2		1 SAFE D SL 81 1 SAFE C SL 82 C SL 81 F SI 87 S SL 81 1-3 ① K	B CU 76 C SI 88 C CU 75 F SL 83 B SI 88 X SL 82 2-2 ③ G6-3			C SI 90 S SI 88 B SI 89 X SL 84 1-2 G5-4-3 1B		4	0	1	0	0	1	5
Henry Blanco, R (1, 2) OBP: 0.250, SLG: 0.250		C SI 89 X SL 82 0-1 38 G4-6-3 1B 1-2 2-3		F FF 87 X FF 87 0-1 ② F7		B SI 88 C SI 89 X SI 88 1-1 ① F8		X SI 89 0-0 ② ③ G5-4-3 1-2f		4	0	1	0	0	0	2
38 Carlos Zambrano, S (1, 1) 49 Carlos Marmol, R (8, 1) 34 Kerry Wood, R (9, 1)		X SI 89 0-0 ① ② G4-6-3 1-2f 2-3 3-H		C SI 88 D CH 81 S CH 80 S SL 82 1-3 ③ K		B FF 89 S SI 87 F SL 82 S SL 81 1-3 ② K				3 0 0	0 0 0	0 0 0	0 0 0	0 0 0	2 0 0	3 0 0
Inning Stats	R: 0 E: 0 K: 2 S: 12 H: 1 LOB: 2 BB: 1 P: 21	R: 1 E: 0 K: 1 S: 10 H: 2 LOB: 1 BB: 0 P: 14	R: 0 E: 0 K: 0 S: 11 H: 1 LOB: 1 BB: 0 P: 14	R: 0 E: 1 K: 2 S: 11 H: 0 LOB: 1 BB: 0 P: 13	R: 1 E: 0 K: 1 S: 17 H: 2 LOB: 3 BB: 2 P: 30	R: 0 E: 0 K: 1 S: 6 H: 0 LOB: 0 BB: 0 P: 8	R: 1 E: 0 K: 1 S: 9 H: 1 LOB: 0 BB: 0 P: 15	R: 0 E: 0 K: 0 S: 11 H: 1 LOB: 0 BB: 0 P: 15		1B: 5 2B: 1 3B: 0 HR: 2	SF: 0 SAC: 0 DP: 2 HBP: 0					

BOTTOM

Houston Astros @ Chicago Cubs

Wrigley Field, Chicago, IL

Sun Apr 06 2008, 1:20 PM CDT

Att. 40,929 - Partly Cloudy - 53 F

livebaseballscorecards.com

AB	32
R	3
H	8
RBI	2
BB	3
SO	8
LOB	17

PITCHER		IP	WLS	BF	H	R	ER	SO	BB	IBB	HBP	BLK	WP	HR	S	P	ERA	WHIP
41 Brandon Backe, R ERA: 3.27	(1, 1)	6.0		28	6	2	2	7	3	0	0	0	0	1	67	100	3.00	1.500
Oscar Villarreal, R ERA: 5.4	(7, 1)	1.0	L	4	1	1	1	1	0	0	0	0	0	1	9	15	9.00	1.000
Dave Borkowski, R ERA: 3.38	(8, 1)	1.0		3	1	0	0	0	0	0	0	0	0	0	11	15	0.00	1.000

PITCHER	IP	WLS	BF	H	R	ER	SO	BB	IBB	HBP	BLK	WP	HR	S	P	ERA	WHIP

1B: 5 SF: 0 WP: 0 PA: 35
2B: 1 SAC: 0 PB: 0
3B: 0 DP: 2 SB: 0
HR: 2 HBP: 0 CS: 0

Batter	1	2	3	4	5	6	7	8	9	10	11	12	AB	R	H	RBI	BB	SO	LOB
12 Alfonso Soriano, R (1, 7) OBP: 0.147, SLG: 0.188	L7		F9 / 1B		F7		L8			K		1 WP 20 WP BB	6	1	1	0	1	1	2
9 Reed Johnson, R (1, 8) 33 Daryle Ward, L (10, PH) 20 Felix Pie, L (10, PR) OBP: 0.400, SLG: 0.385 OBP: 0.235, SLG: 0.188 (10, 8)	25 1B BB		16 E 25 BB / P4			25 2B 16 FC4 1B		G1-3		E6 25 S		G3	3 1 1	2 0 0	1 0 0	0 0 0	2 0 0	0 0 0	2 1 2
25 Derrek Lee, R (1, 3) OBP: 0.455, SLG: 0.833	16 G6-4-3 1B		G5-3			16 FC4 1 FC5-2 2B		F9		K		IBB	5	1	2	0	2	1	2
16 Aramis Ramirez, R (1, 5) OBP: 0.323, SLG: 0.320	G6-4-3		E1 1 1B 18 1B 1B	F9		FC4 1 FC5-2		F8		K		SF9	6	1	1	2	0	1	6
1 Kosuke Fukudome, L (1, 9) OBP: 0.581, SLG: 0.708		K	18 1B BB 2B 1B	BB		FC5-2			18 S 1B		1B	BB IBB	5	1	3	1	2	1	2
Mark DeRosa, R (1, 4) OBP: 0.414, SLG: 0.560		18 WP 18 1B 2B	18 1B 2B BB	K		P5			K		F9	BB	5	2	1	1	2	2	5
18 Geovany Soto, R (1, 2) OBP: 0.333, SLG: 0.522		FC6-4 1B	2B 1B			P6			F9		F8	F9	7	1	3	2	0	0	7
Ronny Cedeno, R (1, 6) OBP: 0.286, SLG: 0.429 32 Jon Lieber, L (9, 1) 49 Carlos Marmol, R (12, 1)		FC6-4	12 1B 2B	G6-3	F9		L8			G6-3			5 1 0	0 0 0	1 0 0	3 0 0	0 0 0	0 1 0	3 1 0
30 Ted Lilly, L (1, 1) 22 Kevin Hart, R (4, 1) 63 Carmen Pignatiello, R (6, 1) Bob Howry, L (6, 1) 17 Mike Fontenot, L (7, PH) OBP: 0.429, SLG: 0.571 43 Michael Wuertz, R (7, 1) 2 Ryan Theriot, R (9, 6) OBP: 0.286, SLG: 0.240		K	G5-3	K	F7					33 E 12 S BB		20 WP 16 SF9 12 S BB	2 1 0 0 1 0 0 0	0 0 0 0 0 0 0 1	0 0 0 0 0 0 0 0	0 0 0 0 0 0 0 0	0 0 0 0 0 0 0 0	1 1 0 0 0 0 0 2	2 1 0 0 0 0 0 0
Inning Stats	R: 0 E: 0 K: 0 S: 13 H: 1 LOB: 1 BB: 1 P: 24	R: 1 E: 0 K: 2 S: 13 H: 2 LOB: 1 BB: 0 P: 21	R: 6 E: 1 K: 0 S: 19 H: 5 LOB: 2 BB: 3 P: 38	R: 0 E: 0 K: 1 S: 7 H: 0 LOB: 1 BB: 1 P: 13	R: 0 E: 0 K: 1 S: 10 H: 1 LOB: 1 BB: 0 P: 13	R: 1 E: 0 K: 0 S: 16 H: 2 LOB: 2 BB: 0 P: 24	R: 0 E: 0 K: 0 S: 8 H: 0 LOB: 0 BB: 0 P: 13	R: 0 E: 0 K: 0 S: 9 H: 0 LOB: 0 BB: 0 P: 13	R: 0 E: 0 K: 1 S: 14 H: 1 LOB: 1 BB: 0 P: 23	R: 0 E: 1 K: 3 S: 15 H: 0 LOB: 3 BB: 1 P: 27	R: 0 E: 0 K: 0 S: 14 H: 1 LOB: 1 BB: 0 P: 22	R: 2 E: 0 K: 0 S: 11 H: 0 LOB: 3 BB: 5 P: 36	1B: 9 2B: 4 3B: 0 HR: 0	SF: 1 SAC: 0 DP: 1 HBP: 0		WP: 3 PB: 0 SB: 4 CS: 0	PA: 61		

PITCHER		IP	WLS	BF	H	R	ER	SO	BB	IBB	HBP	BLK	WP	HR	S	P	ERA	WHIP
24 Tom Gorzelanny, L ERA: 10.8	(1, 1)	2.1		16	6	7	7	2	4	0	0	0	1	0	36	70	27.00	4.286
32 Phil Dumatrait, L ERA:	(3, 1)	1.2		8	2	0	0	1	1	0	0	0	0	0	16	26	0.00	1.800
52 Franquelis Osoria, R ERA: 6.0	(5, 1)	1.0		7	3	1	1	1	0	0	0	0	0	0	19	24	9.00	3.000
Damaso Marte, L ERA: 16.2	(6, 1)	1.0		3	0	0	0	0	0	0	0	0	0	0	7	13	0.00	0.000
30 Tyler Yates, R ERA: 1.59	(7, 1)	2.0		6	0	0	0	0	0	0	0	0	0	0	17	26	0.00	0.000

PITCHER		IP	WLS	BF	H	R	ER	SO	BB	IBB	HBP	BLK	WP	HR	S	P	ERA	WHIP
34 John Grabow, L ERA:	(9, 1)	1.0		5	1	0	0	1	1	0	0	0	0	0	17	30	0.00	2.000
55 Matt Capps, R ERA: 7.36	(10, 1)	2.0		8	1	0	0	3	0	0	0	0	0	0	26	42	0.00	0.500
Evan Meek, R ERA: 27.0	(12, 1)	1.0	L	8	0	2	2	0	3	2	0	0	2	0	11	36	18.00	3.000

TOP

Chicago Cubs @ Pittsburgh Pirates

PNC Park, Pittsburgh, PA

Mon Apr 07 2008, 1:35 PM EDT

Att. 37,491 - Partly Cloudy - 62 F

livebaseballscorecards.com

AB	49
R	10
H	13
RBI	9
BB	11
SO	8
LOB	36

Batter	1	2	3	4	5	6	7	8	9	10	11	12	AB	R	H	RBI	BB	SO	LOB
13 Nate McLouth, L (1, 8) (7, 7) OBP: 0.472, SLG: 0.735	C CH 82 X SI 83 0-1 12 CS 1B		C CH 81 B CU 65 B CH 76 B FF 83 F SI 86 X FF 84 3-2 ② G4-3	B FF 86 C CH 81 B FF 88 X FF 86 2-1 1-H 3B		B CU 70 B FF 86 B CH 86 B CH 86 4-0 1-2 2-3 3-H PB BB	B FF 90 1 SAFE B FF 91 2-0 ③ CS 1-2	C FF 90 B CH 82 B SL 87 F FF 91 F SL 86 T SL 86 2-2 ① K		C FF 87 X SL 81 0-1 ② F7		C FF 94 S SL 83 B SL 82 X SL 81 1-2 1B	6	0	3	2	1	1	0
12 Freddy Sanchez, R (1, 4) OBP: 0.318, SLG: 0.316	1 SAFE 1 SAFE T SI 84 F SI 86 1 SAFE F CU 70 B FF 87 B CU 67 B FF 86 3-3 S SL 82 1-2 K		X SI 86 0-0 ③ F7	B SL 86 C SL 85 B CU 77 C SL 85 F SL 84 F SL 84 X SL 92 2-2 ③ F9		X FF 91 0-0 ① SF8 2-3 3-H		C SL 84 X CH 83 0-1 ② G4-3		S SL 83 F SL 83 S SL 80 0-3 ③ K		B SL 85 X FF 84 1-0 ③ G5-3	6	0	0	1	0	2	3
Jason Bay, R (1, 7) OBP: 0.307, SLG: 0.227 30 Tyler Yates, R (7, 1) 25 Adam LaRoche, L (8, PH) OBP: 0.160, SLG: 0.130 34 John Grabow, L (9, 1) 55 Matt Capps, R (10, 1) 57 Zach Duke, L (11, PH) Evan Meek, R (12, 1)	C FF 86 B CH 78 S FF 86 F SI 88 X CH 78 1-2 1B			B SI 85 X CH 76 1-0 ① F7	S SL 86 B SL 85 F SL 93 C SL 83 1-3 ① K	B FF 90 X FF 91 1-0 ② L6 1-2		S SL 84 X SL 86 0-1 ③ G3-1			C FF 87 F FF 87 S SL 81 0-3 ① K		4 0 0 1 0 0 0 1 0	0 0 0 0 0 0 0 0 0	1 0 0 0 0 0 0 0 0	0 0 0 0 0 0 0 1 0	0 0 0 0 0 0 0 0 0	1 0 0 0 0 0 0 0 0	2 0 0 0 0 0 0 0 0
41 Ryan Doumit, S (1, 2) OBP: 0.480, SLG: 0.625 10 Brian Bixler, R (9, PR) 26 Ronny Paulino, R (10, 2) OBP: 0.222, SLG: 0.333	C SI 87 B CH 78 B CU 68 X FF 87 2-1 P3			B SI 86 C SI 86 X SI 87 1-1 16 BB BB 1B 1B	B CU 77 X FF 92 1-0 ② G3-1	I I I 4-0 FC6-4 IBB		B SI 87 C FC 88 X FF 89 1-1 G4-3 2B			S SL 82 B SL 81 C FF 88 X SL 82 1-2 ② G5-3		4 0 1	1 0 0	2 0 0	0 0 0	1 0 0	0 0 0	1 0 0
Xavier Nady, R (1, 9) OBP: 0.457, SLG: 0.742		C SI 88 C CH 77 F CU 70 B CH 77 X SI 88 1-2 ① F9		B SI 87 B SI 88 F SI 88 F SI 89 1 SAFE B FF 86 F SI 88 B FF 83 4-2 1B 16 BB E 1-2 BB	B SL 84 F SL 93 B SL 86 C SL 84 X SL 84 2-2 1B	B FF 89 X FF 91 1-0 ③ FC6-4 1-2f		F SL 82 X SL 83 0-1 ① G4-3 2-3			X FF 88 0-0 2B		5	1	2	0	1	0	4
16 Doug Mientkiewicz, L (1, 3) OBP: 0.538, SLG: 0.250		C SI 87 X SI 86 0-1 ② G3		B SI 87 S SI 87 B SI 85 B SI 85 S SI 87 F SI 86 F SI 88 B FF 83 4-2 E 1B 1-2 2-3 BB	C SL 84 X SL 82 0-1 ③ G3		C FF 91 C SL 86 X SL 86 0-2 ① G3-1		4-0 19 SH3 IBB		4-0 IBB		3	1	0	0	3	0	1
19 José Bautista, R (1, 5) OBP: 0.313, SLG: 0.321		C SI 87 F CH 79 X FF 88 0-2 1B		X SI 88 0-0 ② F6		B SL 92 F FF 92 F SL 85 B SL 85 F SL 85 B SL 84 B SL 84 4-2 3 BB 13 BB 1B BB	F SL 84 X SL 85 0-1 3 E 2B	X SL 84 0-0 ② SH3 1-2		X SL 81 0-0 ③ F8		4	2	2	0	1	0	5
Luis Rivas, R (1, 6) OBP: 0.348, SLG: 0.364	F SI 86 B SI 87 1 SAFE C SI 87 B CU 70 X SI 88 2-2 ③ P6			B FF 85 F SI 88 B SI 89 F SI 89 X SI 89 2-2 E 1-3 2-H 3-H E6 1B		B SL 91 C SL 92 B SL 89 B SL 91 X SL 93 3-1 13 BB 3 BB 12 SF8 1-2 1B	X SL 86 0-0 ② F9	C SL 82 X SL 83 0-1 ③ G4-3			C X 0-1 ① F9		6	2	2	1	0	0	4
24 Tom Gorzelanny, R (1, 1) 32 Phil Dumatrait, R (3, 1) Chris Gomez, R (4, PH) OBP: 0.412, SLG: 0.467 52 Franquelis Osoria, R (5, 1) Damaso Marte, L (6, 1) 3 Nyjer Morgan, L (6, PH) (7, 8) OBP: 0.417, SLG: 0.333			C CH 81 F FF 84 B FF 87 X SI 88 1-2 ① P3	B FF 84 B SI 88 C SL 83 C SL 83 B CU 71 X SL 83 3-2 2-H 3-H E5 13 3B 1B		B CU 78 B SL 79 B FF 87 B CH 86 4-0 1-2 2-3 12 SF8 13 BB BB	B SL 86 B FF 91 C SL 86 S SL 86 X SI 88 2-2 2-H E4 13 CS			B FF 85 B SI 86 C FF 85 L FF 86 X SL 82 2-2 ① F8		C SL 82 F SL 81 F FF 94 B S 1-3 ② K	0 1 1 0 0 3	0 0 1 0 0 0	0 0 1 0 0 0	0 0 1 0 0 1	0 0 0 0 0 1	0 0 0 0 0 0	0 0 0 0 0 0
Inning Stats	R: 0 E: 0 K: 1 S: 12 H: 2 LOB: 1 BB: 0 P: 18	R: 0 E: 0 K: 0 S: 12 H: 1 LOB: 1 BB: 0 P: 15	R: 0 E: 0 K: 0 S: 7 H: 0 LOB: 0 BB: 0 P: 11	R: 5 E: 2 K: 0 S: 24 H: 4 LOB: 1 BB: 2 P: 43	R: 0 E: 0 K: 1 S: 9 H: 1 LOB: 1 BB: 0 P: 13	R: 2 E: 0 K: 0 S: 8 H: 1 LOB: 3 BB: 4 P: 29	R: 1 E: 1 K: 0 S: 9 H: 1 LOB: 0 BB: 0 P: 13	R: 0 E: 0 K: 1 S: 8 H: 0 LOB: 0 BB: 0 P: 10	R: 0 E: 0 K: 0 S: 7 H: 1 LOB: 2 BB: 1 P: 12	R: 0 E: 0 K: 1 S: 8 H: 0 LOB: 0 BB: 0 P: 10	R: 0 E: 0 K: 1 S: 8 H: 1 LOB: 2 BB: 1 P: 13	R: 0 E: 0 K: 1 S: 10 H: 1 LOB: 1 BB: 0 P: 13	1B: 9 2B: 3 3B: 1 HR: 0 SF: 1 SAC: 1 DP: 0 HBP: 0	WP: 0 PB: 1 SB: 0 CS: 2 PA: 57					

PITCHER		IP	WLS	BF	H	R	ER	SO	BB	IBB	HBP	BLK	WP	HR	S	P	ERA	WHIP
30 Ted Lilly, L ERA: 9.72	(1, 1)	3.2		19	7	5	5	1	2	0	0	0	0	0	50	80	12.27	2.455
22 Kevin Hart, R ERA: 4.15	(4, 1)	1.1		7	2	2	2	1	1	0	0	0	0	0	19	32	13.50	2.250
63 Carmen Pignatiello, L ERA: 13.5	(6, 1)	0.0		2	0	0	0	0	2	0	0	0	0	0	0	8	∞	∞
Bob Howry, R ERA: 12.27	(6, 1)	1.0	H	4	0	0	0	0	0	1	0	0	0	0	3	9	0.00	0.000
43 Michael Wuertz, R ERA:	(7, 1)	2.0	B	7	1	1	0	1	0	0	0	0	0	0	17	23	0.00	0.500

PITCHER		IP	WLS	BF	H	R	ER	SO	BB	IBB	HBP	BLK	WP	HR	S	P	ERA	WHIP
32 Jon Lieber, R ERA:	(9, 1)	3.0	W	13	2	0	0	2	0	2	0	0	0	0	23	35	0.00	0.667
49 Carlos Marmol, R ERA: 1.5	(12, 1)	1.0	S	4	1	0	0	1	0	0	0	0	0	0	10	13	0.00	1.000

Chicago Cubs @ Pittsburgh Pirates

PNC Park, Pittsburgh, PA

Mon Apr 07 2008, 1:35 PM EDT

Att. 37,491 - Partly Cloudy - 62 F

BOTTOM

livebaseballscorecards.com

AB	46
R	8
H	13
RBI	5
BB	8
SO	6
LOB	20

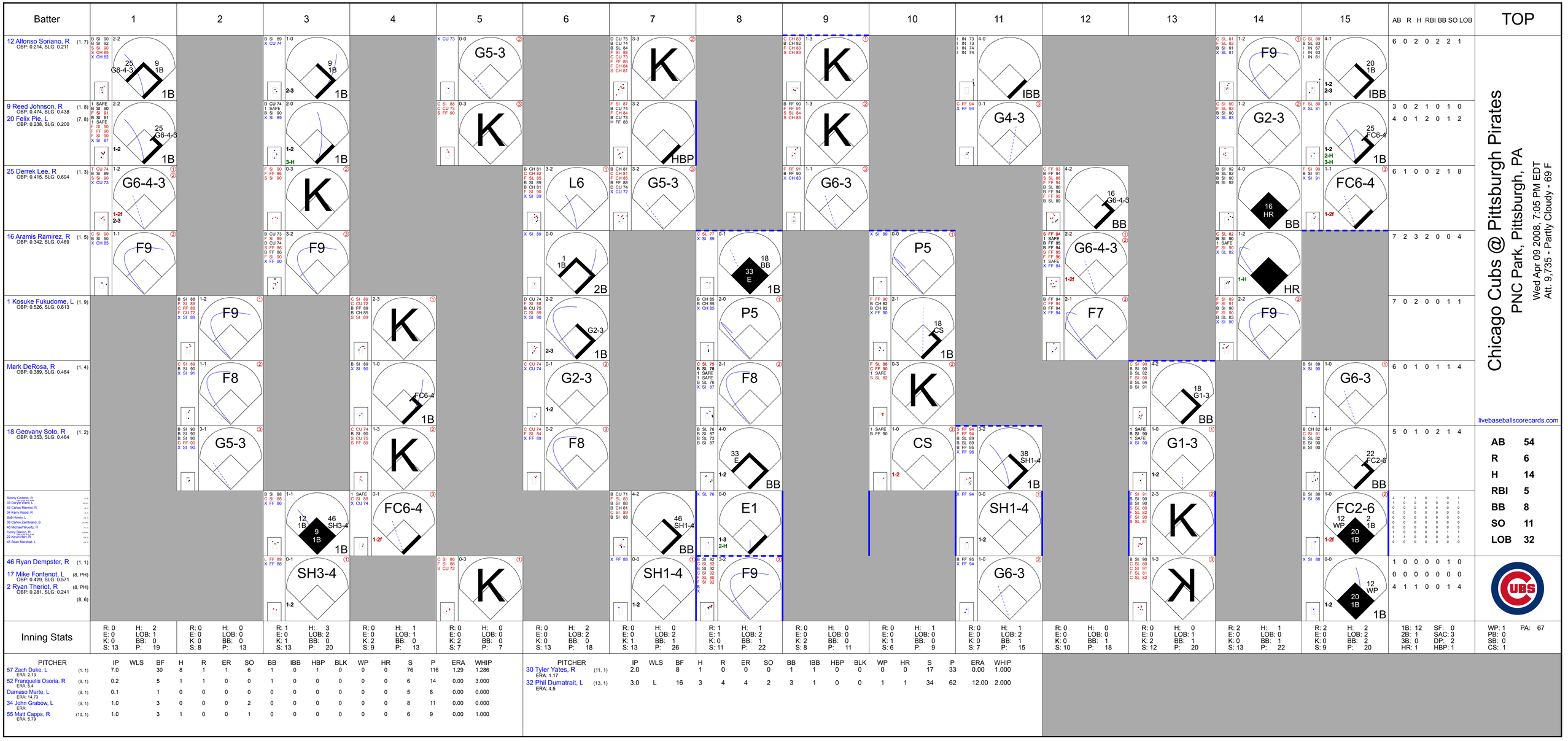
Batter
1
2
3
4
5
6
7
8
9
10
11
12
13
14
15
AB R H RBI BB SO LOB
TOP
12 Alfonso Soriano, R (1, 7)
OBP: 0.214, SLG: 0.211
6 0 2 0 2 2 1
9 Reed Johnson, R (1, 8)
OBP: 0.474, SLG: 0.438
20 Felix Pie, L (7, 8)
OBP: 0.238, SLG: 0.200
3 0 2 1 0 1 0
4 0 1 2 0 1 2
25 Derrek Lee, R (1, 3)
OBP: 0.415, SLG: 0.694
6 1 0 0 2 1 8
16 Aramis Ramirez, R (1, 5)
OBP: 0.342, SLG: 0.469
7 2 3 2 0 0 4
1 Kosuke Fukudome, L (1, 9)
OBP: 0.526, SLG: 0.613
7 0 2 0 0 1 1
Mark DeRosa, R (1, 4)
OBP: 0.389, SLG: 0.484
6 0 1 0 1 1 4
18 Geovany Soto, R (1, 2)
OBP: 0.353, SLG: 0.464
5 0 1 0 2 1 4
Ronny Cedeno, R
33 Daryle Ward, L
49 Carlos Marmol, R
34 Kerry Wood, R
Bob Howry, L
38 Carlos Zambrano, S
43 Michael Wuertz, R
Henry Blanco, R
22 Kevin Hart, R
45 Sean Marshall, L
46 Ryan Dempster, R (1, 1)
17 Mike Fontenot, L (8, PH)
OBP: 0.429, SLG: 0.571
2 Ryan Theriot, R (8, PH)
OBP: 0.281, SLG: 0.241
(8, 6)
1 0 0 0 0 1 0
0 0 0 0 0 0 0
4 1 1 0 0 1 4
Chicago Cubs @ Pittsburgh Pirates
PNC Park, Pittsburgh, PA
Wed Apr 09 2008, 7:05 PM EDT
Att. 9,735 - Partly Cloudy - 69 F
livebaseballscorecards.com
AB 54
R 6
H 14
RBI 5
BB 8
SO 11
LOB 32
Inning Stats
1B: 12 SF: 0
2B: 1 SAC: 3
3B: 0 DP: 2
HR: 1 HBP: 1
WP: 1 PA: 67
PB: 0
SB: 0
CS: 1
PITCHER IP WLS BF H R ER SO BB IBB HBP BLK WP HR S P ERA WHIP
57 Zach Duke, L (1, 1) ERA: 2.13 7.0 30 8 1 1 6 1 0 1 0 0 0 76 116 1.29 1.286
52 Franquelis Osoria, R (8, 1) ERA: 5.4 0.2 5 1 1 0 0 1 0 0 0 0 0 6 14 0.00 3.000
Damaso Marte, L (8, 1) ERA: 14.73 0.1 1 0 0 0 0 0 0 0 0 0 0 5 8 0.00 0.000
34 John Grabow, L (9, 1) ERA: - 1.0 3 0 0 0 2 0 0 0 0 0 0 0 8 11 0.00 0.000
55 Matt Capps, R (10, 1) ERA: 5.79 1.0 3 1 0 0 1 0 0 0 0 0 0 0 6 9 0.00 1.000
PITCHER IP WLS BF H R ER SO BB IBB HBP BLK WP HR S P ERA WHIP
30 Tyler Yates, R (11, 1) ERA: 1.17 2.0 8 1 0 0 0 1 1 0 0 0 0 0 17 33 0.00 1.000
32 Phil Dumatrait, L (13, 1) ERA: 4.5 3.0 L 16 3 4 4 2 3 1 0 0 1 1 34 62 12.00 2.000

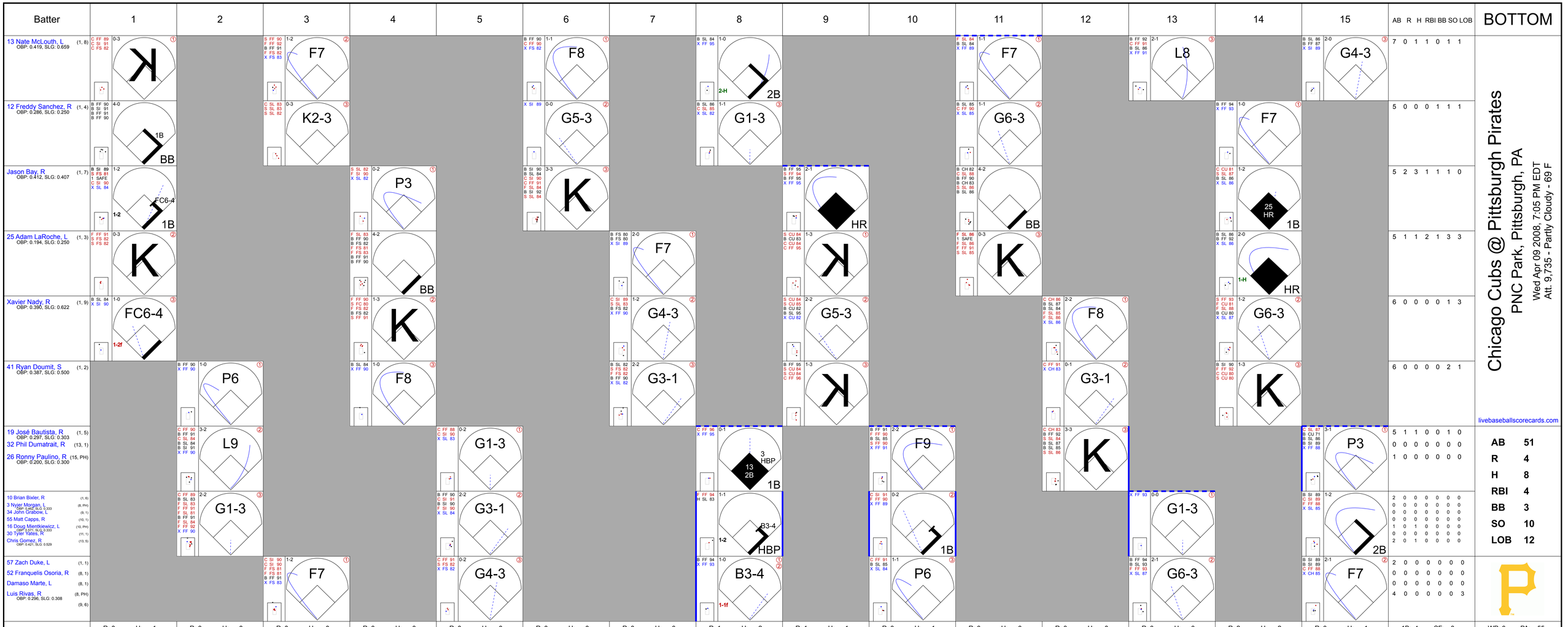
Batter
1
2
3
4
5
6
7
8
9
10
11
12
13
14
15
AB R H RBI BB SO LOB
BOTTOM
13 Nate McLouth, L (1, 8) OBP: 0.419, SLG: 0.659
12 Freddy Sanchez, R (1, 4) OBP: 0.286, SLG: 0.250
Jason Bay, R (1, 7) OBP: 0.412, SLG: 0.407
25 Adam LaRoche, L (1, 3) OBP: 0.194, SLG: 0.250
Xavier Nady, R (1, 9) OBP: 0.390, SLG: 0.622
41 Ryan Doumit, S (1, 2) OBP: 0.387, SLG: 0.500
19 José Bautista, R (1, 5) OBP: 0.297, SLG: 0.303
32 Phil Dumatrait, R (13, 1)
26 Ronny Paulino, R (15, PH) OBP: 0.200, SLG: 0.300
10 Brian Bixler, R (1, 6)
3 Nyjer Morgan, L (8, PH) OBP: 0.462, SLG: 0.333
34 John Grabow, L (9, 1)
55 Matt Capps, R (10, 1)
16 Doug Mientkiewicz, L (10, PH) OBP: 0.571, SLG: 0.333
30 Tyler Yates, R (11, 1)
Chris Gomez, R (13, 5) OBP: 0.421, SLG: 0.529
57 Zach Duke, L (1, 1)
52 Franquelis Osoria, R (8, 1)
Damaso Marte, L (8, 1)
Luis Rivas, R (8, PH) OBP: 0.296, SLG: 0.308
(9, 6)
Chicago Cubs @ Pittsburgh Pirates
PNC Park, Pittsburgh, PA
Wed Apr 09 2008, 7:05 PM EDT
Att. 9,735 - Partly Cloudy - 69 F
livebaseballscorecards.com
AB 51
R 4
H 8
RBI 4
BB 3
SO 10
LOB 12
Inning Stats
PITCHER
IP WLS BF H R ER SO BB IBB HBP BLK WP HR S P ERA WHIP
46 Ryan Dempster, R (1, 1) ERA: 0.69
49 Carlos Marmol, R (8, 1) ERA: 7.2
34 Kerry Wood, R (9, 1) ERA: 9.64
Bob Howry, R (10, 1) ERA: 9.64
43 Michael Wuertz, R (11, 1) ERA:
22 Kevin Hart, R (13, 1) ERA: 5.68
45 Sean Marshall, L (15, 1) ERA:
1B: 4 SF: 0
2B: 3 SAC: 0
3B: 0 DP: 1
HR: 2 HBP: 1
WP: 0 PA: 55
PB: 0
SB: 0
CS: 0

Batter	1	2	3	4	5	6	7	8	9	AB	R	H	RBI	BB	SO	LOB
12 Alfonso Soriano, R (1, 7) OBP: 0.234, SLG: 0.256	X SI 86 0-0 17 G4-3 17 S 25 G5-3 1B		B CU 67 X SL 80 1-0 ① G5-3		C CU 70 X SI 88 0-1 17 1B 25 SF9 2B	X SL 80 0-0 ② G5-3 1-2		B CU 78 C FF 91 S CU 77 B FF 95 B CU 78 S CU 78 3-3 ① K 1-2		5	2	2	0	0	1	2
17 Mike Fontenot, L (1, 4) OBP: 0.417, SLG: 0.750	C SI 85 1 SAFE B SI 86 C SL 82 F SL 81 F CU 70 X CH 77 1-2 ① G4-3 1-3		B SL 81 X SI 87 1-0 E4		B SI 85 X CH 78 1-0 2-3 1B	B CU 69 C SL 81 X SL 79 1-1 2-H HR		C FF 93 B FF 93 C FF 93 D CU 79 X FF 94 2-2 ② G6-3 2-3		5	1	2	2	0	0	2
25 Derrek Lee, R (1, 3) OBP: 0.370, SLG: 0.625	F CU 72 B SI 86 X SI 86 1-1 ② G5-3 3-H		B CU 72 C SL 80 C FF 88 X SI 87 1-2 ② P4		B SL 81 X SI 88 1-0 ② SF9 3-H	X SL 82 0-0 ③ G4-3		B FF 96 B FF 94 B FF 94 C FF 92 F FF 93 S FF 96 3-3 ③ K		4	0	0	2	0	1	2
16 Aramis Ramirez, R (1, 5) OBP: 0.326, SLG: 0.417	B SI 89 B SI 88 C SI 88 F SI 89 F SL 82 X CU 73 2-2 ③ F7		C SL 81 X SI 87 0-1 ③ F9		B FF 86 X SI 89 1-0 ③ F9		B CU 71 F SL 80 C SI 89 F CU 72 X FF 88 1-2 ① F8		B FF 93 H FF 88 2-0 1 G6-4-3 HBP	4	0	0	0	0	0	2
1 Kosuke Fukudome, L (1, 9) OBP: 0.488, SLG: 0.543		F SI 85 B SI 86 B SL 82 F SL 82 X CU 70 2-2 ① L8		C SL 79 B SL 80 X SL 78 1-1 ① G3-1		B SL 78 B SL 79 C SI 85 B SL 81 C FF 86 B SI 87 4-2 18 HR BB	C CU 68 B CH 78 X CH 80 1-1 ② L9		X FF 86 0-0 ① ② G6-4-3 1-2f	4	1	0	0	1	0	1
18 Geovany Soto, R (1, 2) OBP: 0.410, SLG: 0.667		X SI 88 0-0 2 1B 1B		B SL 80 B SI 84 C SL 78 X SI 87 2-1 2B		1 SAFE B SL 80 B SI 83 C SL 82 X SI 88 2-1 1-H HR	B CU 71 C SL 81 C SL 78 X FF 86 1-2 2B		X FF 90 0-0 ③ G6-3	5	1	4	2	0	0	0
2 Ryan Theriot, R (1, 6) OBP: 0.333, SLG: 0.281		B SL 82 B SL 80 C SI 87 B SI 86 X SI 87 3-1 1-2 1B		X SL 81 0-0 ② L8		X FF 87 0-0 9 CS 32 SH2-4 9 1B 1B	D SL 81 4-0 IBB			3	1	2	0	1	0	1
20 Felix Pie, L (1, 8) OBP: 0.217, SLG: 0.182 32 Jon Lieber, L (4, 1) Bob Howry, L (8, 1) 34 Kerry Wood, R (9, 1)		B SL 82 F CH 80 B SI 88 F SL 81 F SI 88 C CU 70 2-3 ② K		C CU 69 F SL 80 C FF 88 0-3 ③ K		C SI 85 1 SAFE B CU 68 L SI 84 B SL 79 X SI 85 2-2 ① SH2-4 1-2	B SL 80 C SI 86 F SI 86 B CU 68 C SI 87 2-3 ③ K			2	0	0	0	0	2	3
										1	0	0	0	0	1	2
										0	0	0	0	0	0	0
										0	0	0	0	0	0	0
53 Rich Hill, L (1, 1) 9 Reed Johnson, R (4, 8) OBP: 0.500, SLG: 0.444		X SL 83 0-0 ③ G4-3			B SL 82 C SI 86 S CU 70 X SI 85 1-2 ① G5-3	C SL 79 C CU 72 F FF 88 X SL 81 0-2 17 WP 12 G5-3 17 HR 2-H 1B		B FF 92 B FF 92 B FC 86 C FF 91 B FF 91 4-1 17 G6-3 12 S BB		1	0	0	0	0	0	2
										2	1	1	1	1	0	0

TOP

Chicago Cubs @ Pittsburgh Pirates

PNC Park, Pittsburgh, PA

Thu Apr 10 2008, 7:05 PM EDT

Att. 9,798 - Cloudy - 67 F

livebaseballscorecards.com

AB	36
R	7
H	11
RBI	7
BB	3
SO	5
LOB	17

Inning Stats	1	2	3	4	5	6	7	8	9
	R: 1 E: 0 K: 0 S: 12	R: 0 E: 0 K: 1 S: 11	R: 0 E: 1 K: 0 S: 7	R: 0 E: 0 K: 1 S: 8	R: 1 E: 0 K: 0 S: 8	R: 5 E: 0 K: 0 S: 16	R: 0 E: 0 K: 1 S: 12	R: 0 E: 0 K: 2 S: 10	R: 0 E: 0 K: 0 S: 2
	H: 1 LOB: 0 BB: 0 P: 16	H: 2 LOB: 2 BB: 0 P: 18	H: 0 LOB: 1 BB: 0 P: 10	H: 1 LOB: 1 BB: 0 P: 11	H: 2 LOB: 1 BB: 0 P: 12	H: 4 LOB: 0 BB: 1 P: 25	H: 1 LOB: 2 BB: 1 P: 21	H: 0 LOB: 1 BB: 1 P: 22	H: 0 LOB: 0 BB: 0 P: 4

1B: 6 SF: 1
2B: 3 SAC: 1
3B: 0 DP: 1
HR: 2 HBP: 1

WP: 1 PA: 42
PB: 0
SB: 2
CS: 1

PITCHER		IP	WLS	BF	H	R	ER	SO	BB	IBB	HBP	BLK	WP	HR	S	P	ERA	WHIP
Matt Morris, R ERA: 5.25	(1, 1)	7.0	L	35	11	7	4	3	1	1	0	0	1	2	74	113	5.14	1.714
Evan Meek, R ERA: 13.5	(8, 1)	2.0		7	0	0	0	2	1	0	1	0	0	0	12	26	0.00	0.500

PITCHER	IP	WLS	BF	H	R	ER	SO	BB	IBB	HBP	BLK	WP	HR	S	P	ERA	WHIP

BOTTOM

Batter	1	2	3	4	5	6	7	8	9	AB	R	H	RBI	BB	SO	LOB
13 Nate McLouth, L (1, 8) OBP: 0.417, SLG: 0.652	B FF 88 X FF 88 1-0 12 WP 12 1B 2B	B CU 71 C FF 88 X CU 71 1-1 ② F9		C FF 86 C SI 87 X SL 81 0-2 ② G3-1 2-3			C SI 86 S SI 87 B SL 82 X FF 86 1-2 1B		C FF 95 B CU 84 B FF 95 S FF 95 B FF 96 X FF 94 3-2 ③ P3	5	1	2	0	0	0	1
12 Freddy Sanchez, R (1, 4) OBP: 0.281, SLG: 0.250	B FF 87 B CU 71 X FF 88 2-0 25 BB BB SF8 2-H 1B	C CU 71 B CU 72 F FF 89 B CU 70 X CU 71 2-2 ③ G5-3		B SL 82 C FF 88 D SL 81 S SL 82 X SL 83 2-2 ③ G1-3			S CH 83 F SI 87 B SL 82 F SL 82 S SL 82 1-3 ② K			4	1	1	1	0	1	2
Jason Bay, R (1, 7) OBP: 0.421, SLG: 0.400	C CU 70 B FF 86 1 SAFE D CU 71 B FF 88 B FF 88 4-1 26 1B 25 BB 19 SF8 1-2 BB	B CU 68 C CU 71 B FF 89 B CU 71 C FF 88 X FF 87 3-2 ① G6-3			C SL 81 X FF 87 0-1 25 G4-6-3 1B		F SI 87 X SL 80 0-1 ③ F9			3	1	1	0	1	0	1
25 Adam LaRoche, L (1, 3) OBP: 0.229, SLG: 0.258	B CU 72 B FF 89 F FF 89 B FF 87 B FF 88 4-1 26 1B 1-2 2-3 BB	B FF 89 B CU 72 C FF 88 X CU 72 2-1 ② G3			C FF 87 B SI 88 B SI 87 B SL 82 X SI 87 3-1 ① ② G4-6-3 1-2f			X SI 86 0-0 26 1B 1B		3	0	1	0	1	0	1
Xavier Nady, R (1, 9) OBP: 0.378, SLG: 0.590	F FF 89 X FF 88 0-1 ① SF8 3-H	B CU 71 B FF 88 B FF 89 B FF 88 4-0 26 BB BB			B SI 89 X SL 84 1-0 ③ F8			B FF 85 F SI 85 X SL 83 1-1 ① L8		2	0	0	1	1	0	1
26 Ronny Paulino, R (1, 2) OBP: 0.357, SLG: 0.385	B CU 72 C FF 88 D CH 80 B FF 88 F FF 88 X CU 71 3-2 1-2 2-3 1B	B FF 88 C CU 71 C FF 88 B FF 88 B F B 4-2 1-2 BB				C FF 86 S SL 81 B SL 82 X SL 82 1-2 ① G6-3		B SL 83 C FF 87 F FF 86 B SL 82 B SL 82 X SL 82 3-2 19 G4-6-3 1-2 1B		3	0	2	0	1	0	0
19 José Bautista, R (1, 5) OBP: 0.268, SLG: 0.278	X FF 89 0-0 ② SF8 3-H	B FF 89 B CU 72 C FF 88 F FF 87 B CU 72 S CU 71 3-3 ③ K				C SI 87 B SL 82 F SI 87 X SL 83 1-2 ② G4-3		F SI 91 B SL 85 X SI 90 1-1 ② ③ G4-6-3 1-2f		3	0	0	1	0	1	4
10 Brian Bixler, R (1, 6) 3 Nyjer Morgan, L (9, PH) OBP: 0.429, SLG: 0.300	B CU 70 F FF 90 S FF 88 D CU 71 B CU 72 C CU 71 3-3 ③ K			B SI 88 F FF 87 F SL 82 X SL 82 1-2 ① G5-3		X FF 87 0-0 ③ G4-3			B FF 94 B FF 94 C FF 94 F FF 94 F SL 88 X FF 94 2-2 ① G4-3	3 1	0 0	0 0	0 0	1 0	2 0	0 0
Matt Morris, R (1, 1) OBP: 0.250, SLG: 0.500 16 Doug Mientkiewicz, L (7, PH) OBP: 0.533, SLG: 0.300 Evan Meek, R (8, 1) 41 Ryan Doumit, S (9, PH) OBP: 0.375, SLG: 0.484		C FF 89 C FF 89 F CU 71 B FF 88 F FF 87 B CU 70 C FF 86 2-3 ① K		C FF 88 B FF 87 X FF 85 1-1 13 G3-1 2B			C FF 86 B FF 88 F SI 86 X CH 83 1-2 ① F7		B FF 94 C FF 96 B CU 85 X FF 95 2-1 ② F8	2 1 0 1	0 0 0 0	1 0 0 0	0 0 0 0	0 0 0 0	1 0 0 0	0 0 0 0
Inning Stats	R: 3 E: 0 K: 1 S: 13 H: 3 LOB: 2 BB: 2 P: 30	R: 0 E: 0 K: 1 S: 10 H: 0 LOB: 0 BB: 0 P: 15	R: 0 E: 0 K: 1 S: 11 H: 0 LOB: 2 BB: 2 P: 27	R: 0 E: 0 K: 0 S: 11 H: 1 LOB: 1 BB: 0 P: 15	R: 0 E: 0 K: 0 S: 5 H: 1 LOB: 0 BB: 0 P: 9	R: 0 E: 0 K: 0 S: 7 H: 0 LOB: 0 BB: 0 P: 9	R: 0 E: 0 K: 1 S: 12 H: 1 LOB: 1 BB: 0 P: 15	R: 0 E: 0 K: 0 S: 8 H: 2 LOB: 1 BB: 0 P: 13	R: 0 E: 0 K: 0 S: 9 H: 0 LOB: 0 BB: 0 P: 16	1B: 6 2B: 2 3B: 0 HR: 0 SF: 2 SAC: 0 DP: 2 HBP: 0						

PITCHER		IP	WLS	BF	H	R	ER	SO	BB	IBB	HBP	BLK	WP	HR	S	P	ERA	WHIP
53 Rich Hill, L ERA: 5.0	(1, 1)	3.0		16	3	3	3	3	4	0	0	0	1	0	34	72	9.00	2.333
32 Jon Lieber, R ERA:	(4, 1)	4.1	W	17	5	0	0	1	0	0	0	0	0	0	41	58	0.00	1.154
Bob Howry, R ERA: 8.44	(8, 1)	0.2	H	1	0	0	0	0	0	0	0	0	0	0	2	3	0.00	0.000
34 Kerry Wood, R ERA: 6.0	(9, 1)	1.0		3	0	0	0	0	0	0	0	0	0	0	9	16	0.00	0.000

PITCHER	IP	WLS	BF	H	R	ER	SO	BB	IBB	HBP	BLK	WP	HR	S	P	ERA	WHIP

Chicago Cubs @ Pittsburgh Pirates

PNC Park, Pittsburgh, PA

Thu Apr 10 2008, 7:05 PM EDT

Att. 9,798 - Cloudy - 67 F

livebaseballscorecards.com

AB	31
R	3
H	8
RBI	3
BB	4
SO	4
LOB	12

WP: 1 PA: 37
PB: 0
SB: 0
CS: 0

Batter	1	2	3	4	5	6	7	8	9	AB	R	H	RBI	BB	SO	LOB
12 Alfonso Soriano, R (1, 7) OBP: 0.235, SLG: 0.319	B SI 90 B SI 91 F SI 90 X SI 91 2-1 ① F9		B FF 88 S SI 90 F FF 85 S CU 79 1-3 ① K			X CH 86 0-0 HR		B SI 90 F FF 89 F FF 90 F CH 83 S CU 77 1-3 ② K		4	1	1	1	0	2	0
1 Kosuke Fukudome, L (1, 8) OBP: 0.447, SLG: 0.487	C SI 92 B SI 92 X FF 89 1-1 ② P4		B SI 90 B SI 88 C SI 89 S CH 85 B CH 85 F CU 77 X SI 92 3-2 ② G1-3			B FF 89 B SI 90 S CH 83 C CH 84 F CH 84 B CU 77 F CH 82 X SI 91 3-2 ① G6-3		C SI 90 B CH 83 F FF 90 B FF 87 F CU 78 F SI 90 S CH 83 2-3 ③ K		4	0	0	0	0	1	0
25 Derrek Lee, R (1, 3) OBP: 0.380, SLG: 0.682	B SI 93 F SI 92 B FF 88 C SI 93 X SI 92 2-2 HR		X SI 91 0-0 ③ G6-3			B CH 85 C FF 90 X SI 92 1-1 1B			X FF 92 0-0 ① G1-3	4	1	2	1	0	0	0
16 Aramis Ramirez, R (1, 5) OBP: 0.340, SLG: 0.525	T SI 91 B FF 88 X SI 92 1-1 HR			F CH 85 B SI 90 X CH 85 1-1 ① G6-3		B CH 85 C FF 91 1 SAFE S CU 78 D CH 86 F SI 91 X FF 86 2-2 ② F9			B FF 93 X FF 92 1-0 33 G4-3 2B	4	1	2	1	0	0	1
33 Daryle Ward, L (1, 9)	T FF 89 B CH 86 C FF 87 X CH 86 1-2 ③ G4-3			C CU 76 B CH 85 B CH 85 B CU 76 X CH 84 3-1 ② G3-1		B FF 87 B CH 84 X CH 84 2-0 ③ G4-3			S SL 83 C SL 83 B SI 92 D SL 84 B SL 83 X SL 82 3-2 ② G4-3 2-3	4	0	0	0	0	0	2
18 Geovany Soto, R (1, 2) OBP: 0.372, SLG: 0.595		C SI 91 X 0-1 ① G1-3		C CU 77 T CH 85 X SI 91 0-2 ③ G6-3			C CH 83 S CH 83 C CU 77 0-3 ① K		C SL 82 F FF 93 S SL 83 0-3 ③ K	4	0	0	0	0	2	1
Mark DeRosa, R (1, 4) OBP: 0.385, SLG: 0.471		C CH 84 S CH 83 B SI 93 B X 2-2 2 G5-3 1B			C C CU 76 S CH 84 0-3 ① K		X FF 89 0-0 ② F7			3	0	1	0	0	1	0
2 Ryan Theriot, R (1, 6) OBP: 0.308, SLG: 0.257		B FF 88 B FF 90 C CH 84 S CH 84 F CH 84 F FF 88 D CU 80 X CH 85 3-2 ② G5-3 1-2			C SI 90 B CU 78 X SI 90 1-1 ② G6-3		B CH 82 C CH 83 C CU 77 X CH 84 1-2 ③ F9			3	0	0	0	0	0	1
38 Carlos Zambrano, S (1, 1) 45 Sean Marshall, L (7, 1) 9 Reed Johnson, R (8, PH) OBP: 0.478, SLG: 0.421 43 Michael Wuertz, R (8, 1)		B CH 85 S CH 83 S CH 85 D CH 84 X CU 79 2-2 ③ G1-3			C SI 91 X CU 78 0-1 ③ G6-3			B FF 87 B FA 87 C CH 86 X FF 87 2-1 ① F9		2 0 1 0	0 0 0 0	0 0 0 0	0 0 0 0	0 0 0 0	0 0 0 0	1 0 0 0
Inning Stats	R: 2 E: 0 K: 0 S: 12 H: 2 LOB: 0 BB: 0 P: 19	R: 0 E: 0 K: 0 S: 13 H: 1 LOB: 1 BB: 0 P: 20	R: 0 E: 0 K: 1 S: 8 H: 0 LOB: 0 BB: 0 P: 12	R: 0 E: 0 K: 0 S: 7 H: 0 LOB: 0 BB: 0 P: 11	R: 0 E: 0 K: 1 S: 7 H: 0 LOB: 0 BB: 0 P: 8	R: 1 E: 0 K: 0 S: 13 H: 2 LOB: 1 BB: 0 P: 21	R: 0 E: 0 K: 1 S: 7 H: 0 LOB: 0 BB: 0 P: 8	R: 0 E: 0 K: 2 S: 11 H: 0 LOB: 0 BB: 0 P: 16	R: 0 E: 0 K: 1 S: 8 H: 1 LOB: 1 BB: 0 P: 12	1B: 2 2B: 1 3B: 0 HR: 3	SF: 0 SAC: 0 DP: 0 HBP: 0					

PITCHER		IP	WLS	BF	H	R	ER	SO	BB	IBB	HBP	BLK	WP	HR	S	P	ERA	WHIP
39 Brett Myers, R ERA: 5.0	(1, 1)	8.0	W	29	5	3	3	5	0	0	0	0	0	3	78	115	3.38	0.625
54 Brad Lidge, R ERA:	(9, 1)	1.0	S	4	1	0	0	1	0	0	0	0	0	0	8	12	0.00	1.000

PITCHER	IP	WLS	BF	H	R	ER	SO	BB	IBB	HBP	BLK	WP	HR	S	P	ERA	WHIP

TOP

Chicago Cubs @ Philadelphia Phillies

Citizens Bank Park, Philadelphia, PA

Fri Apr 11 2008, 7:05 PM EDT

Att. 37,368 - Cloudy - 69 F

livebaseballscorecards.com

AB	33
R	3
H	6
RBI	3
BB	0
SO	6
LOB	6

Chicago Cubs @ Philadelphia Phillies

Citizens Bank Park, Philadelphia, PA

Fri Apr 11 2008, 7:05 PM EDT

Att. 37,368 - Cloudy - 69 F

livebaseballscorecards.com

BOTTOM

Batter	1	2	3	4	5	6	7	8	9	AB	R	H	RBI	BB	SO	LOB
8 Shane Victorino, S (1, 8) OBP: 0.277, SLG: 0.256	C FS 85 F FS 86 F FS 84 F FS 87 B SI 87 B FS 86 X 2-2 19 1B 1B		B SI 90 F SI 90 X SI 89 1-1 1B		C SI 91 B SI 90 F SI 90 B SI 92 B FS 84 F SI 89 F SI 88 B SL 80 4-2 19 2B BB		X SL 86 0-0 ① G1-3			3	1	2	0	1	0	0
19 Greg Dobbs, L (1, 5) OBP: 0.231, SLG: 0.308 7 Pedro Feliz, R (7, PH) OBP: 0.275, SLG: 0.324 (8, 5)	B SI 87 1 SAFE X SI 88 1-0 26 CS 1-3 1B		1 SAFE C FS 87 1 SAFE B SI 88 1 SAFE F SI 88 1 SAFE D FS 82 1 SAFE 3-2 B SI 88 X SI 89 ③ G4-3		X SI 88 0-0 1-H 2B		C SL 84 B CU 73 B CH 84 F SL 84 B FF 90 X SL 85 3-2 26 FC3-6 1B			3 1	0 0	2 1	1 0	0 0	0 0	1 0
26 Chase Utley, L (1, 4) OBP: 0.431, SLG: 0.634	B FS 83 F D B F 1 SAFE F S 3-3 ① ② K 1-2			B FS 78 C FS 85 B SL 77 B FS 86 X FS 87 3-1 6 FC3-5 1B	B SI 88 F FS 86 S FS 82 B SI 89 S FS 83 2-3 ③ K		B SL 88 1 SAFE C SL 82 1 SAFE X FF 88 1-1 ② FC3-6 6 WP 6 S 1-2f			4	0	1	0	0	2	4
6 Ryan Howard, L (1, 3) OBP: 0.306, SLG: 0.390	B F C D B F F S FS 82 3-3 ③ K			B SI 89 B SI 88 C SI 89 X FS 82 2-1 ① FC3-5 HR 1-2f		B SI 88 B FS 88 X SI 89 2-0 2B 2B	1 SAFE B CU 72 S SL 84 X SL 81 1-1 ③ G4-3 1-3			4	2	1	0	0	1	3
Pat Burrell, R (1, 7) OBP: 0.512, SLG: 0.857 So Taguchi, R (9, 7) OBP: 0.143, SLG: 0.286		B SL 80 X SI 90 1-0 ① G6-3		X SI 89 0-0 1-H HR	C SI 92 X FS 83 0-1 10 G3-1 51 1B 2-H 2B			C CH 84 B FF 86 F FF 91 X CH 86 1-2 ① G4-3		4 0	2 0	2 0	3 0	0 0	0 0	0 0
10 Geoff Jenkins, L (1, 9) OBP: 0.308, SLG: 0.389		F FS 88 B FS 88 B FS 83 X SI 92 2-1 ② P2	B SI 93 S SI 91 X SI 90 1-1 ② G3-1		S SI 92 B SI 92 F FS 87 X FS 84 1-2 ① G3-1 2-3			C CH 81 F CH 83 B FF 91 B CH 86 F CH 82 X CH 86 2-2 ② G4-3		4	0	0	0	0	0	1
51 Carlos Ruiz, R (1, 2) OBP: 0.242, SLG: 0.258		B SI 91 C SI 89 C FS 88 B SL 82 C SI 92 2-3 ③ K	B SI 92 C SI 91 X FS 81 1-1 ③ F9		X SI 89 0-0 3-H 1B			X FF 85 0-0 ③ G3		4	0	1	1	0	1	0
4 Eric Bruntlett, R (1, 6) OBP: 0.188, SLG: 0.133		B SI 87 F SI 88 B SL 78 F SI 87 T SL 80 2-2 ① K			B SI 91 X SI 89 1-0 ① P6	B SI 89 X SI 87 1-0 ② F7				3	0	0	0	0	1	1
39 Brett Myers, R (1, 1) 54 Brad Lidge, R (9, 1)			B SI 89 F SI 89 B SI 90 X SI 90 2-1 ② G1-3		B SI 90 C SI 88 X SI 90 1-1 ② G6-3	T SI 88 S SI 88 B FS 81 B SI 89 B SI 91 F SI 90 T SI 91 3-2 ③ K				3 0	0 0	0 0	0 0	0 0	1 0	1 0

Inning Stats	1	2	3	4	5	6	7	8	9
	R: 0 E: 0 K: 2 S: 15 H: 2 LOB: 1 BB: 0 P: 24	R: 0 E: 0 K: 1 S: 6 H: 0 LOB: 0 BB: 0 P: 11	R: 0 E: 0 K: 1 S: 10 H: 1 LOB: 1 BB: 0 P: 18	R: 2 E: 0 K: 0 S: 9 H: 2 LOB: 0 BB: 0 P: 16	R: 1 E: 0 K: 1 S: 11 H: 1 LOB: 1 BB: 1 P: 19	R: 2 E: 0 K: 1 S: 12 H: 3 LOB: 1 BB: 0 P: 19	R: 0 E: 0 K: 0 S: 8 H: 1 LOB: 1 BB: 0 P: 13	R: 0 E: 0 K: 0 S: 8 H: 0 LOB: 0 BB: 0 P: 11	

AB	33
R	5
H	10
RBI	5
BB	1
SO	6
LOB	11

1B: 6 SF: 0 WP: 1 PA: 34
2B: 4 SAC: 0 PB: 0
3B: 0 DP: 1 SB: 1
HR: 1 HBP: 0 CS: 1

PITCHER	IP	WLS	BF	H	R	ER	SO	BB	IBB	HBP	BLK	WP	HR	S	P	ERA	WHIP
38 Carlos Zambrano, R (1, 1) ERA: 3.2	6.0	L	27	9	5	5	6	1	0	0	0	0	1	63	107	7.50	1.667
45 Sean Marshall, L (7, 1) ERA:	1.0		4	1	0	0	0	0	0	0	0	1	0	8	13	0.00	1.000
43 Michael Wuertz, R (8, 1) ERA:	1.0		3	0	0	0	0	0	0	0	0	0	0	8	11	0.00	0.000

PITCHER	IP	WLS	BF	H	R	ER	SO	BB	IBB	HBP	BLK	WP	HR	S	P	ERA	WHIP

Chicago Cubs @ Philadelphia Phillies

Citizens Bank Park, Philadelphia, PA

Sat Apr 12 2008, 7:05 PM EDT

Att. 45,072 - Cloudy - 68 F

livebaseballscorecards.com

TOP

Batter	1	2	3	4	5	6	7	8	9	AB	R	H	RBI	BB	SO	LOB
12 Alfonso Soriano, R (1, 7) OBP: 0.236, SLG: 0.314	F9		F9			F7				4	0	1	1	0	0	1
9 Reed Johnson, R (1, 8) OBP: 0.407, SLG: 0.348	F7			K		F8		K		4	0	0	0	0	2	1
Bob Howry, L (8, 1)										0	0	0	0	0	0	0
25 Derrek Lee, R (1, 3) OBP: 0.389, SLG: 0.681	F9			2B			BB		G5-3	3	0	1	0	1	0	0
16 Aramis Ramirez, R (1, 5) OBP: 0.333, SLG: 0.500		F7		K			K		18 FC5-4 1B	4	0	1	0	0	2	2
18 Geovany Soto, R (1, 2) OBP: 0.340, SLG: 0.537		P3		G5-3			K		FC5-4 1-2f	4	0	0	0	0	1	3
Mark DeRosa, R (1, 9) OBP: 0.349, SLG: 0.421		F8			L6		P1		F7	4	0	0	0	0	0	2
Ronny Cedeno, R (1, 4) OBP: 0.333, SLG: 0.364			G1-3		K2-3			2 FC9-6 BB		2	0	0	0	0	1	0
22 Kevin Hart, R (5, 1)										0	0	0	0	0	0	0
1 Kosuke Fukudome, L (8, PH) OBP: 0.458, SLG: 0.487										0	0	0	0	1	0	0
(8, 8)																
2 Ryan Theriot, R (1, 6) OBP: 0.310, SLG: 0.243			30 SH2-4 BB		L9			17 FC9-6 G4-3 12 1B 1-2f		2	1	0	0	1	0	1
30 Ted Lilly, L (1, 1)			SH2-4 1-2			F8		G4-3 1-2		0	0	0	0	0	0	0
17 Mike Fontenot, L (5, 4) OBP: 0.357, SLG: 0.643										2	0	0	0	0	0	1
Inning Stats	R: 0 E: 0 K: 0 S: 13 H: 0 LOB: 0 BB: 0 P: 17	R: 0 E: 0 K: 0 S: 4 H: 0 LOB: 0 BB: 0 P: 4	R: 0 E: 0 K: 0 S: 11 H: 0 LOB: 1 BB: 0 P: 20	R: 0 E: 0 K: 2 S: 9 H: 1 LOB: 1 BB: 0 P: 17	R: 0 E: 0 K: 1 S: 13 H: 0 LOB: 0 BB: 0 P: 18	R: 0 E: 0 K: 0 S: 7 H: 0 LOB: 0 BB: 0 P: 10	R: 0 E: 0 K: 2 S: 15 H: 0 LOB: 1 BB: 1 P: 25	R: 1 E: 0 K: 1 S: 13 H: 1 LOB: 1 BB: 1 P: 19	R: 0 E: 0 K: 0 S: 10 H: 1 LOB: 1 BB: 0 P: 16	1B: 2 2B: 1 3B: 0 HR: 0 SF: 0 SAC: 1 DP: 0 HBP: 0							

	AB	29
	R	1
	H	3
	RBI	1
	BB	3
	SO	6
	LOB	11

WP: 0 PB: 0 SB: 0 CS: 0 PA: 33

PITCHER		IP	WLS	BF	H	R	ER	SO	BB	IBB	HBP	BLK	WP	HR	S	P	ERA	WHIP
35 Cole Hamels, L ERA: 0.82	(1, 1)	7.0	W	24	1	0	0	5	2	0	0	0	0	0	72	111	0.00	0.429
46 Ryan Madson, R ERA: 5.68	(8, 1)	1.0		5	1	1	1	1	1	0	0	0	0	0	13	19	9.00	2.000
55 Clay Condrey, R ERA: 7.94	(9, 1)	1.0		4	1	0	0	0	0	0	0	0	0	0	10	16	0.00	1.000

PITCHER	IP	WLS	BF	H	R	ER	SO	BB	IBB	HBP	BLK	WP	HR	S	P	ERA	WHIP

BOTTOM

Chicago Cubs @ Philadelphia Phillies

Citizens Bank Park, Philadelphia, PA

Sat Apr 12 2008, 7:05 PM EDT

Att. 45,072 - Cloudy - 68 F

livebaseballscorecards.com

Batter	1	2	3	4	5	6	7	8	9	AB	R	H	RBI	BB	SO	LOB
8 Shane Victorino, S (1, 8) OBP: 0.294, SLG: 0.277 10 Geoff Jenkins, L (7, 9) OBP: 0.300, SLG: 0.378	C CH 83 B CU 66 F SL 80 X SL 85 1-2 ① F9	B SL 80 C SL 84 X SL 79 1-1 28 BB 2-3 1B			B SL 81 B SL 79 C SL 80 X SL 78 2-1 26 2B 6 WP 1B	C FF 86 C CU 79 F FF 87 F FF 87 X SI 93 0-2 ③ G3-1		B SI 91 C SI 91 D CH 80 F SI 90 B CH 81 F SI 91 X SI 90 3-2 ② F8		4 1	1 0	2 0	0 0	0 0	0 0	1 1
28 Jayson Werth, R (1, 9) OBP: 0.571, SLG: 0.533 (7, 8)	B SL 85 C SL 85 C SL 76 X CU 68 1-2 1B	1 SAFE B CH 75 D CH 77 B SL 82 C SL 83 1 SAFE C SL 80 F FF 87 F SL 82 4-2 F SL 80 B SL 87 1-2 BB			1 SAFE B SL 74 C FF 85 1 SAFE 1 SAFE C SL 84 B FF 87 D FF 88 1 SAFE 3-2 ① F FF 68 X FF 87 P3		C SI 92 C CU 76 F FF 87 B FF 86 F SI 92 B CU 78 F FF 85 C SL 85 2-3 ① K	C SI 90 F CH 82 B SI 91 D CH 81 F SI 91 X SI 90 2-2 2-H 2B		4	0	2	1	1	1	1
26 Chase Utley, L (1, 4) OBP: 0.429, SLG: 0.674	C SL 85 C SL 86 1 SAFE S SL 75 0-3 ② K	X SL 80 0-0 ③ P4			1 SAFE F SL 83 1 SAFE 1 SAFE F SL 76 X CU 68 0-2 6 WP 6 HR 1-3 2B		B SI 91 B CU 75 B SI 90 C SI 91 F SI 90 X SI 90 3-2 3B	S SI 89 B SI 90 B SI 90 F F SI 91 F SI 90 X SI 90 2-2 ③ G4-3		5	1	2	0	0	1	5
6 Ryan Howard, L (1, 3) OBP: 0.321, SLG: 0.455	C SL 85 B SL 77 F SL 86 D CU 70 B FF 86 C FF 87 3-3 ③ K		F SL 80 S SL 76 S SL 78 0-3 ① K		S SL 86 B CH 78 B FF 88 B FF 87 F SL 79 X SL 87 3-2 2-H 3-H HR		B SI 92 C FF 85 F SI 90 B SI 91 F FF 86 B SI 90 B SI 90 4-2 BB			3	1	1	2	1	2	1
Pat Burrell, R (1, 7) OBP: 0.511, SLG: 0.811 46 Ryan Madson, L (8, 1) 55 Clay Condrey, R (9, 1)		B SL 84 B SL 81 B SL 81 C SL 85 B FF 85 4-1 7 HR BB	F SL 77 B CU 65 X CH 81 1-1 ② G5-3		C FF 93 B SI 90 C CU 78 F SL 85 B SI 94 B FF 86 B SL 86 4-2 7 G6-4-3 BB		F FF 85 C SI 91 F FF 84 B SI 90 S SL 84 1-3 ② K			2 0 0	1 0 0	0 0 0	0 0 0	2 0 0	1 0 0	2 0 0
7 Pedro Feliz, R (1, 5) OBP: 0.273, SLG: 0.390		B CH 76 X SL 85 1-0 1-H HR	C FF 86 B CH 78 B SL 78 X CH 77 2-1 ③ G1-3		B SI 92 C CU 79 D CU 79 X FF 92 2-1 ② ③ G6-4-3 1-2f		B FF 85 B SI 91 C CU 77 F FF 84 F SL 86 X FF 89 2-2 ③ G6-3			4	1	1	2	0	0	3
51 Carlos Ruiz, R (1, 2) OBP: 0.243, SLG: 0.257		C FF 85 C CU 68 X SL 86 0-2 ① L9	B SL 84 F SL 84 F SL 84 F FF 84 F SL 85 X SL 77 1-2 ① F8			B FF 92 X FF 92 1-0 E5 35 G4-3 4 G5-3		B SI 90 C SI 90 F SI 90 B SI 90 X SI 90 2-2 2B 1B		4	1	1	0	0	0	0
4 Eric Bruntlett, R (1, 6) OBP: 0.150, SLG: 0.105		B SL 84 X SL 81 1-0 ② F7	B FF 84 F SL 83 C CU 65 B X CU 67 2-2 ② G5-3			B FF 92 X SI 90 1-0 ① G5-3 1-2		X SI 90 0-0 ① P3		4	0	0	0	0	0	2
35 Cole Hamels, L (1, 1) OBP: 0.375, SLG: 0.500 So Taguchi, R (8, 7) OBP: 0.250, SLG: 0.500		X SL 83 0-0 8 1B 2B	B FF 87 X SL 81 1-0 ③ F8			S FF 87 B SL 86 X SI 91 1-1 ② G4-3 2-3		B SI 90 F SI 88 F SI 89 X SI 90 1-2 28 2B 1-H 2B		3 1	0 1	1 1	0 1	0 0	0 0	1 0

Inning Stats	1	2	3	4	5	6	7	8	9
	R: 0 E: 0 K: 2 S: 12 H: 1 LOB: 1 BB: 0 P: 17	R: 2 E: 0 K: 0 S: 15 H: 3 LOB: 3 BB: 2 P: 26	R: 0 E: 0 K: 1 S: 7 H: 0 LOB: 0 BB: 0 P: 10	R: 0 E: 0 K: 0 S: 9 H: 0 LOB: 0 BB: 0 P: 13	R: 3 E: 0 K: 0 S: 17 H: 3 LOB: 0 BB: 1 P: 31	R: 0 E: 1 K: 0 S: 9 H: 0 LOB: 1 BB: 0 P: 12	R: 0 E: 0 K: 2 S: 20 H: 1 LOB: 2 BB: 1 P: 32	R: 2 E: 0 K: 0 S: 20 H: 3 LOB: 1 BB: 0 P: 30	

1B: 4	SF: 0	WP: 1	PA: 39
2B: 4	SAC: 0	PB: 0	
3B: 1	DP: 1	SB: 0	
HR: 2	HBP: 0	CS: 0	

	AB	35
	R	7
	H	11
	RBI	6
	BB	4
	SO	5
	LOB	17

PITCHER		IP	WLS	BF	H	R	ER	SO	BB	IBB	HBP	BLK	WP	HR	S	P	ERA	WHIP
30 Ted Lilly, L ERA: 9.95	(1, 1)	4.1	L	22	7	5	5	3	2	0	0	0	1	2	55	86	10.38	2.077
22 Kevin Hart, R ERA: 4.0	(5, 1)	2.2		11	1	0	0	2	2	0	0	0	0	0	34	55	0.00	1.125
Bob Howry, R ERA: 9.95	(8, 1)	1.0		6	3	2	2	0	0	0	0	0	0	0	20	30	18.00	3.000

PITCHER	IP	WLS	BF	H	R	ER	SO	BB	IBB	HBP	BLK	WP	HR	S	P	ERA	WHIP

Batter	1	2	3	4	5	6	7	8	9	10	AB	R	H	RBI	BB	SO	LOB
12 Alfonso Soriano, R (1, 7) OBP: 0.230, SLG: 0.298	C FC 78 F FC 78 B CH 72 F FC 78 X CH 72 1-2 F9 ①		B FF 80 F CH 73 B FC 78 X CH 73 2-1 9 1B; 25 2B; 1-2 1B		F FC 76 F CU 77 B CH 72 F CU 75 B FF 79 X FC 78 2-2 G5-3 ①		B FS 85 X 1-0 F8 ①	B SL 76 S SL 79 X SL 80 1-1 F9 ③		C CH 82 X SL 80 0-1 F9 ③	6	1	1	0	0	0	3
9 Reed Johnson, R (1, 8) OBP: 0.375, SLG: 0.321	B FF 78 B FF 79 B FF 80 C FF 79 X FF 80 3-1 G6-3 ②		B FF 80 X FF 80 1-0 25 2B; 1-2 2-H 1B		B FF 78 X FF 79 1-0 L9 ②		C SI 88 X CH 80 0-1 F8 ②		B FF 92 C FF 91 B FF 93 F FF 94 X SL 82 2-2 G6-3 ①		5	1	1	1	0	0	0
25 Derrek Lee, R (1, 3) OBP: 0.407, SLG: 0.692	C FF 80 F CH 72 B FC 71 B CH 72 C FC 77 2-3 K ③		F FF 80 B FF 79 C CH 72 B FC 79 F CU 76 B FF 80 F FC 77 X FF 80 3-2 1-H 2-H 2B		B FF 78 C FC 77 F CH 71 B FC 79 B CU 76 X CU 76 3-2 E1 1B		B FS 86 B FS 86 X SI 87 2-0 1B		B FF 93 S FF 93 B SL 84 S SL 82 S SL 82 2-3 K ②		5	0	3	2	0	2	0
16 Aramis Ramirez, R (1, 5) OBP: 0.339, SLG: 0.468		B FF 79 X FC 73 1-0 L5 ① C FC 78 F CU 74 B FC 77 F FF 80 F CU 75 B CU 75 X CU 75 2-2 1B	C CH 73 C CU 76 X CH 72 0-2 F9 ② F CU 67 B FC 76 F FC 77 B FC 77 X CU 76 2-2 G3-1 ③		I IN 66 I IN 64 I I IN 66 4-0 IBB		C SI 88 S SI 89 B SI 88 B FS 85 S SI 90 2-3 K ③		B SL 84 C SL 82 S SL 81 B SI 92 B FF 92 B SL 83 4-2 BB		3	0	0	0	2	1	2
1 Kosuke Fukudome, L (1, 9) OBP: 0.434, SLG: 0.455					B CU 75 C CU 76 X CU 76 1-1 F9 ③			C FF 89 C SL 82 B SL 80 S SL 84 1-3 K ①	B SL 81 S SI 91 B FF 93 F SL 82 X FF 92 2-2 F7 ③		5	0	1	0	0	1	4
Mark DeRosa, R (1, 4) OBP: 0.362, SLG: 0.488 Ronny Cedeno, R (8, PR) OBP: 0.385, SLG: 0.364 (8, 4)		C FF 80 F CH 73 B CH 72 T FF 80 1-2 K ②		B FF 78 X CH 72 1-0 G6-3 ①		B FF 77 C FF 76 X FF 77 1-1 HR		C SL 88 B SL 84 C FF 90 F SL 88 B SL 83 B SL 86 D SL 81 4-2 18 S; 2 1B; 18 1B; BB		B FF 92 B FF 89 B FF 91 C FF 90 B FF 90 4-1 2 SH2-4; 38 E; BB	3 0	1 2	1 0	1 0	1 1	1 0	1 0
2 Ryan Theriot, R (1, 6) OBP: 0.326, SLG: 0.268		X FF 80 0-0 B1-3 ③		C FF 77 X CU 75 0-1 G4-3 ②		B FF 77 B FC 78 X FF 78 2-0 CS 1B		S SL 86 B FF 92 B FF 91 X SL 86 2-1 1-2 18 1B		1 SAFE 1 SAFE X FF 88 0-0 1-2 SH2-4 ①	4	0	2	0	0	0	1
Henry Blanco, R (1, 2) OBP: 0.375, SLG: 0.375 20 Felix Pie, L (8, PH) OBP: 0.217, SLG: 0.182 18 Geovany Soto, R (8, PH) OBP: 0.367, SLG: 0.548 (8, 2)			C FC 78 B CH 72 F FC 78 F CU 76 X CH 72 1-2 12 1B; 9 1B; 1B	B CU 64 X FC 77 1-0 1B		1 SAFE P PO 82 X FS 85 1-0 F8 ①② 1-2		B SL 76 B FF 88 X SL 77 2-0 1-2 2-H 1B		B FF 91 C SL 80 D CH 82 B CH 84 B SL 80 4-1 38 FC6-4; BB	3 0 1	1 0 0	2 0 1	0 0 1	0 0 1	0 0 0	1 0 0
Jason Marquis, L (1, 1) OBP: 0.364, SLG: 0.545 17 Mike Fontenot, L (8, PH) OBP: 0.333, SLG: 0.500 43 Michael Wuertz, R (8, 1) 45 Sean Marshall, L (8, 1) 49 Carlos Marmol, R (8, 1) 33 Daryle Ward, L (8, PH) 34 Kerry Wood, R (8, 1) 38 Carlos Zambrano, S (10, PH) Bob Howry, L (10, 1)			1 SAFE X FC 76 0-0 B2 ①	S CU 75 X CU 75 0-1 G6-3 ③		B SI 87 S CH 79 X FS 85 1-1 P4 ③		B FF 89 B FF 88 B FF 88 C FF 88 F FF 88 S FF 90 3-3 K ②		X CH 85 0-0 1-2f 2-H FC6-4 ②	2 1 0 0 0 1 0 1 0	0 0 0 0 0 0 0 0 0	0 0 0 0 0 0 0 1 0	0 0 0 0 0 0 0 0 0	0 0 0 0 0 1 0 0 0	0 0 0 0 0 2 0 1 0	2 0 0 0 0 0 0 1 0
Inning Stats	R: 0 H: 0 E: 0 LOB: 0 K: 1 BB: 0 S: 9 P: 15	R: 0 H: 1 E: 0 LOB: 1 K: 1 BB: 0 S: 10 P: 14	R: 3 H: 4 E: 0 LOB: 1 K: 0 BB: 0 S: 19 P: 28	R: 0 H: 1 E: 0 LOB: 1 K: 0 BB: 0 S: 6 P: 8	R: 0 H: 1 E: 1 LOB: 2 K: 0 BB: 1 S: 10 P: 21	R: 1 H: 2 E: 0 LOB: 0 K: 0 BB: 0 S: 7 P: 11	R: 0 H: 1 E: 0 LOB: 1 K: 1 BB: 0 S: 7 P: 12	R: 1 H: 2 E: 0 LOB: 2 K: 2 BB: 1 S: 14 P: 27	R: 0 H: 0 E: 0 LOB: 1 K: 1 BB: 1 S: 11 P: 21	R: 1 H: 0 E: 1 LOB: 1 K: 0 BB: 2 S: 6 P: 14	1B: 10 2B: 1 3B: 0 HR: 1	SF: 0 SAC: 1 DP: 0 HBP: 0					

PITCHER		IP	WLS	BF	H	R	ER	SO	BB	IBB	HBP	BLK	WP	HR	S	P	ERA	WHIP
Jamie Moyer, L ERA: 5.52	(1, 1)	5.0		25	9	4	4	2	0	1	0	0	0	1	57	92	7.20	1.800
37 Chad Durbin, R ERA: 0.9	(6, 1)	2.0		6	1	0	0	1	0	0	0	0	0	0	11	17	0.00	0.500
45 Tom Gordon, R ERA: 11.12	(8, 1)	0.1	H	3	1	1	1	1	1	0	0	0	0	0	8	15	27.00	6.000
16 J.C. Romero, L ERA:	(8, 1)	0.2	B	3	1	0	0	1	0	0	0	0	0	0	6	12	0.00	1.500
54 Brad Lidge, R ERA:	(9, 1)	1.0		4	0	0	0	1	1	0	0	0	0	0	11	21	0.00	1.000

PITCHER		IP	WLS	BF	H	R	ER	SO	BB	IBB	HBP	BLK	WP	HR	S	P	ERA	WHIP
57 Rudy Seanez, R ERA:	(10, 1)	1.0	L	5	0	1	0	0	2	0	0	0	0	0	6	14	0.00	2.000

TOP

Chicago Cubs @ Philadelphia Phillies

Citizens Bank Park, Philadelphia, PA

Sun Apr 13 2008, 1:35 PM EDT
Att. 40,095 - Partly Cloudy - 56 F

livebaseballscorecards.com

AB	40
R	6
H	12
RBI	5
BB	5
SO	6
LOB	17

WP: 0 PA: 46
PB: 0
SB: 1
CS: 1

Batter	1	2	3	4	5	6	7	8	9	10	AB	R	H	RBI	BB	SO	LOB
10 Geoff Jenkins, L (1, 9) OBP: 0.304, SLG: 0.372	C SI 86 B SI 87 F SI 87 S CH 80 1-3 K	X SI 87 0-0 P6		B SI 86 X SI 87 1-0 L4		B CH 81 1 SAFE F CH 81 B FF 90 F CH 83 X CH 82 2-2 28 1B 26 SF9 1-3 1B		F FF 94 B FF 94 X FF 94 1-1 1B		B SI 88 S SI 88 F SI 90 X SI 88 1-2 F9	6	1	2	0	0	1	3
28 Jayson Werth, R (1, 8) OBP: 0.593, SLG: 0.684	B SI 87 C SI 87 H SI 86 2-1 6 S 26 1B SF7 HBP	B CH 81 F SI 88 B SI 89 B SI 88 B SI 88 4-1 BB			B SI 87 B SI 86 X SI 85 2-0 HR	C CH 86 F CH 84 B FF 89 F CH 85 F CH 84 X CH 84 1-2 S 1-3 3-H 1B		B FF 94 X FF 93 1-0 B3		B SI 89 B SI 89 C SI 89 C SI 90 B SI 90 F SI 89 F SI 90 F SI 89 F SI 88 3-2 F SI 88 X SI 88 P3	4	2	2	2	1	0	1
26 Chase Utley, L (1, 4) OBP: 0.419, SLG: 0.667	B SI 86 C SI 85 X SI 87 1-1 6 S 1-2 1B	X SI 87 0-0 F7			C CH 77 X SI 87 0-1 F8	B SL 88 C SL 82 B SL 86 X SL 80 2-1 SF9 3-H		B FF 94 1 SAFE X FF 93 1-0 F8		B SI 87 F SI 89 B SI 88 X SI 88 2-1 2B	5	0	2	1	0	0	4
6 Ryan Howard, L (1, 3) OBP: 0.339, SLG: 0.426	S CH 80 B SI 87 B CH 79 B CH 79 I 4-1 1-2 2-3 IBB		X SI 86 0-0 G4-3		C SI 86 B SI 86 B CH 78 B SI 86 B SI 87 4-1 7 WP BB	1 SAFE C SL 80 C CU 81 1 SAFE B FF 88 F CU 79 F CU 69 D SL 83 1 SAFE 2-2 X SL 83 F8		X FF 94 0-0 G6-3		I I I I 4-0 IBB	3	0	0	0	3	0	2
Pat Burrell, R (1, 7) OBP: 0.500, SLG: 0.769 So Taguchi, R (9, PR) OBP: 0.222, SLG: 0.444 (10, 7)	C SI 86 D CH 85 X SI 87 1-1 3-H SF7		B SI 88 F SI 86 C SI 87 B SI 87 X SI 88 2-2 F8		B SI 86 C CH 79 F SI 87 B CH 82 T SI 88 2-2 K	B SL 81 1 SAFE 1 SAFE C SL 79 S SL 81 B SL 81 B SL 79 B FF 92 4-2 1-2 BB			B FF 88 B FF 94 B FF 88 B FF 93 4-0 7 FC1-6 BB	X SI 88 0-0 G4-3	2	0	0	1	2	1	1
											1	0	0	0	0	0	2
7 Pedro Feliz, R (1, 5) OBP: 0.265, SLG: 0.356	X CH 79 0-0 F7		C SI 87 X CH 77 0-1 F7		B SI 87 B SI 87 B SI 86 B SI 88 4-0 27 FC6-4 1-2 BB	C SL 80 B FF 93 S SL 79 B SL 78 C FF 92 2-3 K			1 SAFE X FF 92 0-0 FC1-6 19 HBP 1-2f		4	0	0	0	1	1	5
27 Chris Coste, R (1, 2) OBP: 0.385, SLG: 0.600 45 Tom Gordon, R (8, 1) 16 J.C. Romero, S (8, 1) 54 Brad Lidge, R (9, 1) 19 Greg Dobbs, L (9, PH) OBP: 0.286, SLG: 0.308 57 Rudy Seanez, R (10, 1)		B CH 78 B SI 85 F SI 85 F SI 86 B CH 78 B SI 86 4-2 4 1B 4 PB BB		B SI 87 C SI 87 C SI 88 X CH 81 1-2 G6-3	C SI 87 X CH 80 0-1 FC6-4 1-2f		B SI 91 F SI 91 C SL 78 B SL 79 B SL 79 X FF 92 3-2 P5	S FF 94 1 SAFE H CU 82 1-1 1-2 HBP		2 0 0 0 0 0 0	0 0 0 0 0 0 0	0 0 0 0 0 0 0	1 0 0 0 0 0 0	0 0 0 0 0 0 0	2 0 0 0 0 0 0
4 Eric Bruntlett, R (1, 6) OBP: 0.240, SLG: 0.333		F SI 86 B SI 87 C SI 87 F CH 76 B SI 88 B SI 87 F SI 86 X SI 88 3-2 SH2-4 1-3 1B		C SI 87 B CH 79 F SI 88 X SI 87 1-2 SH1-4 1B		X FF 89 0-0 HR	C SL 80 B FF 93 X SL 78 1-1 P4	B FF 95 S FF 95 B FF 93 F FF 94 S FF 94 2-3 K		5	1	3	1	0	1	2
Jamie Moyer, L (1, 1) 37 Chad Durbin, R (6, 1) 51 Carlos Ruiz, R (6, 2) OBP: 0.250, SLG: 0.263 9 Chris Snelling, L (7, PH)		C SI 86 B SI 87 L SI 87 X SI 87 1-2 SH2-4 1-2		B SI 85 B SI 85 X SI 84 2-0 SH1-4 1-2		L CH 83 X CH 83 0-1 10 1B 28 1B 1B	B FF 92 F FF 93 S FF 93 F FF 93 B SL 80 C SL 78 2-3 K	C CU 82 B CU 82 X FF 93 1-1 G3		0 0 3 1	0 0 1 0	0 0 1 0	0 0 0 0	0 0 1 0	0 0 2 0	0 0 2 0
Inning Stats	R: 1 E: 0 K: 1 S: 10 H: 1 LOB: 2 BB: 1 P: 19	R: 0 E: 0 K: 0 S: 13 H: 1 LOB: 3 BB: 2 P: 25	R: 0 E: 0 K: 0 S: 6 H: 0 LOB: 0 BB: 0 P: 8	R: 0 E: 0 K: 0 S: 8 H: 1 LOB: 1 BB: 0 P: 13	R: 1 E: 0 K: 1 S: 9 H: 1 LOB: 2 BB: 2 P: 21	R: 3 E: 0 K: 1 S: 23 H: 4 LOB: 2 BB: 1 P: 36	R: 0 E: 0 K: 1 S: 9 H: 0 LOB: 0 BB: 0 P: 15	R: 0 E: 0 K: 0 S: 5 H: 1 LOB: 1 BB: 0 P: 8	R: 0 E: 0 K: 1 S: 7 H: 0 LOB: 2 BB: 1 P: 15	R: 0 E: 0 K: 0 S: 14 H: 1 LOB: 2 BB: 1 P: 24	1B: 7 2B: 1 3B: 0 HR: 2 SF: 2 SAC: 2 DP: 0 HBP: 2						

PITCHER		IP	WLS	BF	H	R	ER	SO	BB	IBB	HBP	BLK	WP	HR	S	P	ERA	WHIP
Jason Marquis, R ERA: 5.23	(1, 1)	5.0		25	4	2	2	2	4	1	1	0	1	1	46	86	3.60	1.600
43 Michael Wuertz, R ERA: 3.86	(6, 1)	0.0	B	4	4	3	3	0	0	0	0	0	0	1	11	14	∞	∞
45 Sean Marshall, L ERA:	(6, 1)	0.2		2	0	0	0	0	0	0	0	0	0	0	7	11	0.00	0.000
49 Carlos Marmol, R ERA: 2.16	(6, 1)	1.1		5	0	0	0	2	1	0	0	0	0	0	14	26	0.00	0.750
34 Kerry Wood, R ERA: 4.5	(8, 1)	2.0	W	9	1	0	0	1	1	0	1	0	0	0	12	23	0.00	1.000

PITCHER		IP	WLS	BF	H	R	ER	SO	BB	IBB	HBP	BLK	WP	HR	S	P	ERA	WHIP
Bob Howry, R ERA: 8.59	(10, 1)	1.0	S	5	1	0	0	0	0	1	0	0	0	0	14	24	0.00	1.000

BOTTOM

Chicago Cubs @ Philadelphia Phillies

Citizens Bank Park, Philadelphia, PA

Sun Apr 13 2008, 1:35 PM EDT
Att. 40,095 - Partly Cloudy - 56 F

livebaseballscorecards.com

AB	36
R	5
H	10
RBI	5
BB	8
SO	5
LOB	24

WP: 1		PA:	50
PB: 1			
SB: 3			
CS: 0			

Batter	1	2	3	4	5	6	7	8	9	AB	R	H	RBI	BB	SO	LOB
23 Corey Patterson, L (1, 8) OBP: 0.280, SLG: 0.609	C SI 89 X SI 89 0-1 G6-3		B FS 80 B SI 91 C SI 91 F SI 92 X FS 82 2-2 ① G3		S SI 88 F SL 84 F SI 89 F FS 82 B FS 82 X FS 82 1-2 ① G3		D SL 82 X FF 94 1-0 SH 27 FC4-6 1-2 2-3		C FF 95 F FF 95 F FF 94 B FF 95 F FF 95 C CU 82 1-3 ② K	4	0	0	0	0	1	1
27 Jeff Keppinger, R (1, 6) OBP: 0.387, SLG: 0.491	X SI 89 0-0 ② F9		B SI 91 C SL 84 X SL 83 1-1 HR 1B		B SI 90 C SI 91 B FS 82 C SL 82 F SI 91 X SI 90 2-2 1B		F FF 94 B FF 94 B SL 82 F FF 93 X SL 81 2-2 ① FC4-6 G3-6-3 1-2f 2-3 3-H		C CU 82 S FF 95 B FF 94 F FF 96 X FF 94 1-2 ③ G4-3 1-2	5	1	2	1	0	0	3
Ken Griffey Jr., L (1, 9) OBP: 0.379, SLG: 0.458	B SI 90 X SI 89 1-0 ③ F7		B SI 90 D FS 80 F SI 91 X SI 92 2-1 1-H HR		1 SAFE C SI 90 S FS 82 1 SAFE B SI 90 F FS 82 B SI 90 F SL 83 X FS 82 2-2 ② P5		F FF 95 X SL 82 0-1 ②③ G3-6-3 1-2f			4	1	1	2	0	0	3
4 Brandon Phillips, R (1, 4) OBP: 0.361, SLG: 0.455		B SI 90 B SI 90 B SI 90 B SI 90 4-0 28 1B BB BB	F SI 92 B SI 92 C SL 82 X SL 82 1-2 ② G1-3		1 SAFE P PO 84 C SL 82 1 SAFE B SL 82 S FS 82 F SI 90 F SI 91 S SL 82 2-3 ③ K			B FF 94 F FF 94 B FF 94 F FF 93 C SL 82 2-3 ① K		3	1	0	0	1	2	1
Adam Dunn, L (1, 7) OBP: 0.407, SLG: 0.243		C SL 82 1 SAFE B SI 90 C FS 80 B FS 81 B FS 80 B SI 89 4-2 28 1B 1-2 BB	B SI 90 B FS 82 B FS 80 F SI 91 B SI 91 4-1 28 FC6-4 BB			B SI 89 B SI 90 B SI 90 C SI 89 B SI 90 4-1 28 FC4-6 BB		S FF 94 S FF 96 F FF 95 B SL 81 B FF 93 F FF 93 C SL 82 2-3 ② K	1	0	0	0	3	1	0
28 Edwin Encarnación, R (1, 5) OBP: 0.340, SLG: 0.326		B SL 84 C SI 90 B SI 89 X SL 84 2-1 1-2 2-H 1B	C SI 91 X SI 92 0-1 ③ FC6-4 1-2f			X SI 90 0-0 ① FC4-6 19 G1-6-3 1-2f		B SL 84 C FF 95 F FF 94 B FF 94 B SL 79 S SL 79 3-3 ③ K		4	0	1	1	0	1	2
19 Joey Votto, L (1, 3) OBP: 0.300, SLG: 0.400		S SI 91 S FS 81 S FS 81 0-3 ① K		B FS 81 C SI 91 S FS 81 B FS 83 B SI 91 X FS 81 3-2 ① F7		X FS 82 0-0 ②③ G1-6-3 1-2f			X FF 89 0-0 HR	4	1	1	1	0	1	3
Paul Bako, L (1, 2) OBP: 0.462, SLG: 0.485		X SI 89 0-0 ② F7		F SI 91 B SI 92 B SI 92 X SI 91 2-1 ② F8			B SI 89 C SI 90 X FS 81 1-1 23 SH BB 27 FC4-6 1B		B FF 89 B FF 89 B FF 88 B FF 90 4-0 27 DI BB	3	1	1	0	1	0	2
39 Aaron Harang, R (1, 1) OBP: 0.250, SLG: 0.250 Scott Hatteberg, L (7, PH) OBP: 0.357, SLG: 0.238 51 Jared Burton, R (7, 1) Jeremy Affeldt, L (7, 1) 56 Todd Coffey, R (8, 1) Javier Valentin, S (9, PH) OBP: 0.316, SLG: 0.294		B SI 90 F SI 90 X SI 90 1-1 ③ G4-3		F SI 92 S SL 83 F SL 83 B FF 91 S SL 81 1-3 ③ K2-3			B SI 89 F SI 89 F SI 89 B SI 90 B FS 81 B SI 90 4-2 27 FC4-6 23 SH 1-2 BB		C FF 95 B SL 90 F FF 95 X FF 95 1-2 ① F7	2 0 0 0 0 1	0 0 0 0 0 0	0 0 0 0 0 0	0 0 0 0 0 0	1 0 0 0 0 0	2 0 0 0 0 1	2 0 0 0 0 0
Inning Stats	R: 0 E: 0 K: 0 S: 4 H: 0 LOB: 0 BB: 0 P: 5	R: 1 E: 0 K: 1 S: 10 H: 1 LOB: 2 BB: 2 P: 21	R: 2 E: 0 K: 0 S: 13 H: 2 LOB: 1 BB: 1 P: 23	R: 0 E: 0 K: 1 S: 9 H: 0 LOB: 0 BB: 0 P: 15	R: 0 E: 0 K: 1 S: 20 H: 1 LOB: 1 BB: 0 P: 26	R: 0 E: 0 K: 0 S: 3 H: 0 LOB: 0 BB: 1 P: 7	R: 1 E: 0 K: 0 S: 10 H: 1 LOB: 1 BB: 1 P: 18	R: 0 E: 0 K: 3 S: 11 H: 0 LOB: 0 BB: 0 P: 18	R: 1 E: 0 K: 1 S: 13 H: 1 LOB: 1 BB: 1 P: 20	1B: 4 2B: 0 3B: 0 HR: 2	SF: 0 SAC: 1 DP: 2 HBP: 0					

PITCHER		IP	WLS	BF	H	R	ER	SO	BB	IBB	HBP	BLK	WP	HR	S	P	ERA	WHIP
46 Ryan Dempster, R ERA: 2.37	(1, 1)	6.0	W	27	5	4	4	3	5	0	0	0	0	1	63	106	6.00	1.667
49 Carlos Marmol, R ERA: 1.74	(7, 1)	2.0	H	6	0	0	0	3	0	0	0	0	0	0	17	27	0.00	0.000
43 Michael Wuertz, R ERA: 5.14	(9, 1)	0.0		2	1	1	1	0	1	0	0	0	0	1	1	5	∞	∞
34 Kerry Wood, R ERA: 4.0	(9, 1)	1.0		3	0	0	0	1	0	0	0	0	0	0	12	15	0.00	0.000

PITCHER	IP	WLS	BF	H	R	ER	SO	BB	IBB	HBP	BLK	WP	HR	S	P	ERA	WHIP

TOP

Cincinnati Reds @ Chicago Cubs

Wrigley Field, Chicago, IL

Tue Apr 15 2008, 7:05 PM CDT

Att. 39,130 - Partly Cloudy - 54 F

livebaseballscorecards.com

AB	31
R	5
H	6
RBI	5
BB	6
SO	7
LOB	18

BOTTOM

Cincinnati Reds @ Chicago Cubs

Wrigley Field, Chicago, IL

Tue Apr 15 2008, 7:05 PM CDT

Att. 39,130 - Partly Cloudy - 54 F

livebaseballscorecards.com

Batter	1	2	3	4	5	6	7	8	9	AB	R	H	RBI	BB	SO	LOB
12 Alfonso Soriano, R (1, 7) OBP: 0.230, SLG: 0.298	B SI 86 C SI 87 F SI 88	2-2 ① L7	C CU 74 X CH 80	0-1 ③ F9		C SI 86 X CH 80	0-1 25 HR 2B	C SI 89 B SI 89 S SI 88 C SI 92	1-3 ③ K		L FF 92 C CU 77 S CU 76	0-3 ① K	0	0	0	0	0	0	0
17 Mike Fontenot, L (1, PH) OBP: 0.300, SLG: 0.550	F SI 89 F SI 88 B CH 81												5	1	1	0	0	2	3
(2, 4)	X FF 88																		
2 Ryan Theriot, R (1, 6) OBP: 0.353, SLG: 0.378	B SI 87 B SI 88 C SI 86 X SI 86	2-1 25 G4-3 2B	C SI 85 C CH 80 B SL 78 F SL 80 X SI 90	1-2 ① L4	B SL 80 B FF 88 B FF 88 B FF 88	4-0 25 HR BB	B FF 92 C FF 92 C FF 92 B CH 88 C FF 90	2-3 ① K	B SL 80 1 SAFE X FF 89	1-0 1-H HR			4	2	2	2	1	1	0
25 Derrek Lee, R (1, 3) OBP: 0.422, SLG: 0.737	F FF 87 B CH 80 C SI 88 F SL 80 B SI 87 X SI 86	3-2 ② G4-3 2-3	B SL 78 F SL 80 B FF 89 F SI 89 B SL 80 X SL 80	3-2 ② F9	B FF 90 X SL 81	1-0 1-H 2-H HR	C FF 92 F CH 88 B FF 93 X CH 88	1-2 16 2B 1B	B SI 92 B SI 90 F SI 91 B SI 91 F SI 91 X SI 92	3-2 16 FC4-6 1B			5	2	3	3	0	0	1
16 Aramis Ramirez, R (1, 5) OBP: 0.328, SLG: 0.462	C CH 80 B SL 80 X SI 89	1-1 ③ P3	S FF 88 C FF 90 S FF 90	0-3 ③ K	F SI 89 C SL 81 X SL 80	0-2 ② L9	F SI 93 1 SAFE 1 SAFE B FF 92 B FF 92 F CH 87 B FF 91 X CH 87	3-2 1-H 1B 2B	B SL 82 F FF 92 C SL 83 B SI 90 B SI 90 X SL 81	3-2 ② FC4-6 1-2f			5	1	1	1	0	1	2
1 Kosuke Fukudome, L (1, 9) OBP: 0.448, SLG: 0.458		C SI 86 B SI 87 S SI 87 F SI 89 X CH 81	1-2 HR 1B	B SI 87 S SI 87 C SI 90 B SI 91 F SI 90 F SI 90 F SI 91 X SI 90	2-2 ① G6-3	B SI 91 B SI 91 B CU 72 C SI 86 S SI 87 F SI 88 F SI 89 X SI 88	3-2 1B	I I IN 80 I IN 80 I IN 79	4-0 1B IBB	S SL 81 B SI 92 B SI 90 B SL 81 F SI 90 X SL 81	3-2 ③ F8		4	1	2	0	1	0	1
Mark DeRosa, R (1, 4) OBP: 0.373, SLG: 0.556		1 SAFE C FF 89 B FF 86 1 SAFE B SI 88 B FF 88 X FF 89	3-1 1-H HR	S SI 90 C SL 80 B SL 83 C SI 91	1-3 ② K	1 SAFE C SL 79 B SI 88 1 SAFE C FF 88 1 SAFE 1 SAFE B SL 81 S FF 89	2-3 ③ K	B FF 90 S FF 91 X FF 92	1-1 1-2 2-H 1B				4	1	2	3	0	2	1
(2, 7)																			
18 Geovany Soto, R (1, 2) OBP: 0.377, SLG: 0.533		F SI 89 B SI 86 X SL 82	1-1 ① F8	X	0-0 1B	B FF 86 B SI 86 F SI 87 B CU 77 F SI 87 B CH 81	4-2 46 SH3-4 BB	C CH 88 B CH 87 S FF 92 S FF 92	1-3 ② K				3	0	1	0	1	1	2
20 Felix Pie, L (1, 8) OBP: 0.185, SLG: 0.154		B SI 87 X CU 73	1-0 ② F8	S SI 89 C SI 90 F SL 80 B FF 91 S SI 91	1-3 ③ K	F SI 89 S SI 89 S SI 90	0-3 ① K	B CU 76 B FF 91 C FF 91 F FF 93 S FF 93	2-3 ③ K				4	0	0	0	0	3	4
46 Ryan Dempster, R (1, 1) OBP: 0.200, SLG: 0.200		X FF 85	0-0 1B		X CH 83	0-0 ① F8	B FF 85 X FF 85	1-0 ② SH3-4 1-2		B FF 91 M FF 91 B FF 93 X FF 93	2-1 2 HR 1B		2	0	1	0	0	0	0
49 Carlos Marmol, R (7, 1)													0	0	0	0	0	0	0
9 Reed Johnson, R (8, PH) OBP: 0.394, SLG: 0.345													1	1	1	0	0	0	0
43 Michael Wuertz, R (9, 1)													0	0	0	0	0	0	0
34 Kerry Wood, R (9, 1)													0	0	0	0	0	0	0
Inning Stats	R: 0 E: 0 K: 0 S: 12	H: 1 LOB: 1 BB: 0 P: 20	R: 2 E: 0 K: 0 S: 12	H: 3 LOB: 1 BB: 0 P: 18	R: 0 E: 0 K: 1 S: 10	H: 0 LOB: 0 BB: 0 P: 14	R: 0 E: 0 K: 2 S: 14	H: 1 LOB: 1 BB: 0 P: 18	R: 3 E: 0 K: 1 S: 15	H: 3 LOB: 1 BB: 1 P: 25	R: 0 E: 0 K: 2 S: 9	H: 0 LOB: 1 BB: 1 P: 15	R: 2 E: 0 K: 3 S: 17	H: 3 LOB: 2 BB: 1 P: 31	R: 2 E: 0 K: 1 S: 15	H: 3 LOB: 1 BB: 0 P: 27	1B: 8 2B: 3 3B: 0 HR: 3	SF: 0 SAC: 1 DP: 0 HBP: 0	WP: 0 PB: 0 SB: 0 CS: 0	PA: 41

	AB	37
	R	9
	H	14
	RBI	9
	BB	3
	SO	10
	LOB	14

PITCHER		IP	WLS	BF	H	R	ER	SO	BB	IBB	HBP	BLK	WP	HR	S	P	ERA	WHIP
39 Aaron Harang, R ERA: 3.33	(1, 1)	6.0	L	28	8	5	5	6	2	0	0	0	0	2	72	110	7.50	1.667
51 Jared Burton, R ERA: 4.91	(7, 1)	0.2		6	3	2	2	2	0	1	0	0	0	0	14	26	27.00	4.500
Jeremy Affeldt, L ERA: 3.86	(7, 1)	0.2		3	1	1	1	2	0	0	0	0	0	0	8	12	13.50	1.500
56 Todd Coffey, R ERA: 8.0	(8, 1)	0.2		4	2	1	1	0	0	0	0	0	0	1	10	20	13.50	3.000

PITCHER	IP	WLS	BF	H	R	ER	SO	BB	IBB	HBP	BLK	WP	HR	S	P	ERA	WHIP

Cincinnati Reds @ Chicago Cubs

Wrigley Field, Chicago, IL

Wed Apr 16 2008, 7:05 PM CDT

Att. 40,099 - Clear - 64 F

TOP

livebaseballscorecards.com

Batter	1	2	3	4	5	6	7	8	9	AB	R	H	RBI	BB	SO	LOB
23 Corey Patterson, L (1, 8) OBP: 0.273, SLG: 0.560	L SI 89 X SI 90 0-1 ① F7		B FF 88 X FF 88 1-0 ① B1-3		C FF 89 B FS 85 T FF 91 X FS 86 1-2 ② P6		S FS 82 B FF 90 S SI 90 X FF 91 1-2 ② F8		B SL 84 F FF 91 B SL 85 F SL 85 B SL 84 F SL 85 B SL 85 4-2 BB	4	0	0	0	1	0	2
27 Jeff Keppinger, R (1, 6) OBP: 0.379, SLG: 0.492 Juan Castro, R (7, 6)	C SI 89 B SI 89 B SI 93 X SI 90 2-1 ② F9		C SL 78 X FF 88 0-1 ② G4-3		F SI 89 F CU 69 D FS 89 S SI 93 1-3 ③ K		B SI 92 S SL 80 B SL 82 X FF 89 2-1 1-3 2-H 2B		C CU 79 B FF 91 X CU 79 1-1 ② L3	4	0	1	1	0	1	0
										1	0	0	0	0	0	2
Ken Griffey Jr., L (1, 9) OBP: 0.377, SLG: 0.451	C SI 89 X SI 90 0-1 ③ G4-3		X FF 90 0-0 1B			B FF 88 B SI 90 X FF 90 2-0 ① G6-3	X FF 90 0-0 ③ G4-3		B SL 86 X FF 90 1-0 ③ G4-3	3	0	1	0	0	0	0
25 David Weathers, R (6, 1)										0	0	0	0	0	0	0
Scott Hatteberg, L (7, PH) OBP: 0.333, SLG: 0.217 (7, 3)										2	0	0	0	0	0	4
4 Brandon Phillips, R (1, 4) OBP: 0.338, SLG: 0.424 48 Francisco Cordero, R (8, 1)		F SI 87 S SL 80 D SL 82 S FF 90 1-3 ① K	C SL 80 C SL 81 C SI 92 0-3 ③ K			B SI 90 X FF 88 1-0 ② F9		F FF 93 X FF 93 0-1 ① G1-3		4	0	0	0	0	2	1
										0	0	0	0	0	0	0
Adam Dunn, L (1, 7) OBP: 0.431, SLG: 0.375		B SI 90 B FF 90 B SI 91 C FF 89 B SI 92 4-1 28 1B 19 2B BB		C SI 87 F FS 82 X FF 88 1-1 ① L9		B FS 84 C SI 91 S SI 93 X SI 94 1-2 2B		B SL 86 B FF 94 B FF 92 C FF 92 X FF 92 3-1 HR		3	2	2	1	1	0	0
28 Edwin Encarnación, R (1, 5) OBP: 0.351, SLG: 0.340		B SI 89 B SI 90 B SI 89 C SI 89 X SI 90 3-1 19 2B 1-2 FC1-5-2 1B		C SI 89 F FF 87 F SI 90 B SL 82 B SI 92 X SI 92 2-2 1B		B SL 80 C SI 91 C FF 91 B FF 92 D FS 87 X SI 92 3-2 ③ P4		B FF 92 F FF 92 C CU 80 B SL 85 S SL 84 2-3 ② K		4	0	2	0	0	1	1
19 Joey Votto, L (1, 3) OBP: 0.333, SLG: 0.485		X FF 90 0-0 FC1-5-2 1-3 2-H 2B	C FF 90 X FS 83 0-1 ② L6				F FS 86 B FS 82 B FS 83 X FF 89 2-1 27 2B 2B	B FF 92 F FF 92 B CU 79 X FF 91 2-1 ③ G5-3		3	1	2	1	0	0	1
50 Kent Mercker, L (7, 1)										0	0	0	0	0	0	0
6 Ryan Freel, R (8, PH) OBP: 0.240, SLG: 0.261 (8, 4)										1	0	0	0	0	0	0
Javier Valentin, S (1, 2) OBP: 0.304, SLG: 0.286		F SI 93 X FS 84 0-1 ② FC1-5-2 2-3 3-H	D FS 84 F FF 90 F FF 89 B FF 90 F SI 93 S FS 86 2-3 ③ K				B FF 87 C SI 89 B FS 84 F FF 90 C SL 81 2-3 ① K		S FF 86 B FF 85 F SL 86 F SL 85 B SI 89 F SL 85 X FF 91 2-2 30 G3 1B	4	0	1	0	0	2	4
33 Josh Fogg, R (1, 1)		C SI 89 F SI 91 X SI 91 0-2 ③ G6-3			B SI 89 C SI 89 F SI 90 X 1-2 ① G5-3		C SI 91 S SL 82 B SL 82 X SI 92 1-2 27 2B 1B		X FF 91 0-0 ① G3 1-2	1	0	0	0	0	0	2
Mike Lincoln, R (3, 1)										0	0	0	0	0	0	0
Jeremy Affeldt, L (4, 1)										1	0	0	0	0	0	0
30 Norris Hopper, R (6, 9) OBP: 0.400, SLG: 0.333										2	0	1	0	0	0	1
Inning Stats	R: 0 E: 0 K: 0 S: 6 H: 0 LOB: 0 BB: 0 P: 8	R: 1 E: 0 K: 1 S: 12 H: 2 LOB: 2 BB: 1 P: 20	R: 0 E: 0 K: 1 S: 7 H: 1 LOB: 1 BB: 0 P: 8	R: 0 E: 0 K: 1 S: 12 H: 1 LOB: 1 BB: 0 P: 17	R: 0 E: 0 K: 1 S: 9 H: 0 LOB: 0 BB: 0 P: 12	R: 0 E: 0 K: 0 S: 8 H: 1 LOB: 1 BB: 0 P: 15	R: 1 E: 0 K: 1 S: 14 H: 3 LOB: 2 BB: 0 P: 22	R: 1 E: 0 K: 1 S: 9 H: 1 LOB: 0 BB: 0 P: 16	R: 0 E: 0 K: 0 S: 12 H: 1 LOB: 2 BB: 1 P: 20	1B: 5 2B: 4 3B: 0 HR: 1 SF: 0 SAC: 0 DP: 0 HBP: 0	WP: 0 PB: 0 SB: 0 CS: 0 PA: 39					

	AB	37
	R	3
	H	10
	RBI	3
	BB	2
	SO	6
	LOB	18

PITCHER		IP	WLS	BF	H	R	ER	SO	BB	IBB	HBP	BLK	WP	HR	S	P	ERA	WHIP
38 Carlos Zambrano, R ERA: 3.04	(1, 1)	7.0	W	30	8	2	2	5	1	0	0	0	0	1	68	102	2.57	1.286
22 Kevin Hart, R ERA: 4.09	(8, 1)	2.0		9	2	1	1	1	1	0	0	0	0	0	21	36	4.50	1.500

PITCHER	IP	WLS	BF	H	R	ER	SO	BB	IBB	HBP	BLK	WP	HR	S	P	ERA	WHIP

Batter	1	2	3	4	5	6	7	8	9	AB	R	H	RBI	BB	SO	LOB
17 Mike Fontenot, L (1, 4) OBP: 0.280, SLG: 0.480	C SI 85 F SI 86 X CH 81 0-2 ① G3-1	C SI 85 B FA 84 F CH 80 C SI 85 1-3 ② K	B SI 90 B SI 91 S SI 90 X SI 91 2-1 ② FC5-4 25 BB, 2 1B, 16 WP 1-2f		S FF 93 S FF 94 B FF 92 F CU 79 S CU 80 1-3 ② K		B FF 89 B FF 89 X FF 89 2-0 1B 2-H			5	1	1	1	0	2	2
2 Ryan Theriot, R (1, 6) OBP: 0.357, SLG: 0.400	B SI 88 C SI 88 X FF 85 1-1 25 1B, 1 2B, 2B	C SI 86 C CH 80 F FC 83 B SI 85 F FC 85 X CH 82 1-2 ③ F9	X SI 91 0-0 16 WP, 25 BB, 1B 1-2		C D CH 86 C FF 93 B FF 93 S CH 88 2-3 ③ K		C FF 88 F CH 80 B FF 88 B SI 89 X CH 78 2-2 ② F9			5	1	2	0	0	1	2
25 Derrek Lee, R (1, 3) OBP: 0.449, SLG: 0.787	C SI 89 B CH 83 X FF 85 1-1 16 HBP, 1 2B 2-3 1B	F FF 86 0-1 HR B CU 77 B CU 78 B SI 91 S SL 92 B CU 77 4-1 16 WP 1-2 2-3 BB				C SI 87 C SI 85 B SI 87 X SI 87 1-2 1 BB, 1B	C SL 85 B FF 88 C FF 88 S SL 83 1-3 ③ K			4	2	3	1	1	1	1
16 Aramis Ramirez, R (1, 5) OBP: 0.338, SLG: 0.444 20 Felix Pie, L (7, 8) OBP: 0.214, SLG: 0.154	C SI 88 S CH 82 1 SAFE F FF 86 H FC 85 1-2 1 2B, 2B, HBP	C FF 87 R FC 83 R FC 92 R CH 79 B SI 87 4-1 BB, 18 2B, 1 1B BB C SI 90 C SI 92 B FC 90 F FC 92 B CU 78 F FC 92 B FC 89 3-3 B CU 78 1-2 2-3 3-H K			X SI 87 0-0 ① F8			B FF 93 B FF 94 B FF 93 B FF 93 4-0 33 BB, 1 BB, 18 G4-3, BB	2 0	2 1	0 0	0 1	1 0	1 0	3 0
1 Kosuke Fukudome, L (1, 9) OBP: 0.476, SLG: 0.490	B SI 89 B CH 82 C CH 82 B SI 88 F SI 88 X CH 82 3-2 2B 1-3 2-H 3-H	X SI 86 0-0 18 2B, BB, 1B 1-2	F FF 92 B CU 78 C FF 92 B CU 78 C CU 78 2-3 ① K			B FF 87 B SI 86 B SI 88 B SI 86 4-0 18 FC6-4 1-2 BB		B FF 94 B FF 95 B FF 94 C FF 95 C FF 95 B SL 87 4-2 18 G4-3, 33 BB 1-2 BB		3	2	2	2	2	1	0
Mark DeRosa, R (1, 7) OBP: 0.382, SLG: 0.563 (7, 5) 33 Daryle Ward, L (8, PH) Ronny Cedeno, R (9, 5) OBP: 0.385, SLG: 0.364	B SI 89 C FF 87 C FC 86 B SI 89 X FF 86 2-2 9 PB, 2B 2-H 3-H	B SI 86 B SI 86 B CH 80 B FF 86 4-0 18 2B, 9 SF8 1-2 2-3 BB	C FF 92 B CH 88 B CH 86 S CH 85 C FF 93 2-3 ② K			C SL 84 F FF 88 F CH 83 B SI 83 B SI 88 S FF 84 2-3 ② K		C SL 86 C CH 85 F SL 86 B FF 94 B CH 84 B FF 95 B SL 88 4-2 18 G4-3 1-2 2-3 BB		3 0 0	1 0 0	1 0 0	2 0 0	1 1 0	2 0 0	2 0 0
18 Geovany Soto, R (1, 2) OBP: 0.362, SLG: 0.520	F CH 81 F FC 83 B SI 87 F SL 79 C SI 88 1-3 ② K	B FC 84 S FF 85 F SI 89 F SI 88 X FC 84 1-2 38 1B 1-3 2-H 3-H 2B	C CU 78 C FF 92 B FF 94 S CH 87 1-3 ③ K			S SL 83 B SI 87 B SI 87 B SL 84 X FF 88 3-1 ③ FC6-4 1-2f		X SL 86 0-0 ① G4-3 1-2 2-3 3-H		5	1	1	3	0	2	5
9 Reed Johnson, R (1, 8) OBP: 0.351, SLG: 0.313 (7, 7) 4 Eric Patterson, L (8, PH) (9, 7)	C FF 87 B FC 85 B SI 87 X FF 85 2-1 ③ P3 2-3	C CU 75 B C CU 78 X 1-2 ① SF8 3-H			B FF 92 B FF 93 B FF 93 C FF 93 X FF 92 3-1 ① F7		B FF 88 C FF 88 X FF 88 1-1 ① F9	B FF 93 C FF 94 F FF 95 C SL 85 1-3 ② K		3 1	0 0	0 0	1 0	0 1	0 2	1
38 Carlos Zambrano, S (1, 1) OBP: 0.250, SLG: 0.333 22 Kevin Hart, R (8, 1)		F CH 82 S CH 77 S CH 79 0-3 ① K	F SI 90 B FC 90 B FC 89 X SI 90 2-1 17 FC5-4 2-H 1B		F FF 93 X CU 78 0-1 1B		B FF 89 F FF 89 F SI 89 X CH 81 1-2 17 WP, 17 1B, 2B	B FF 94 X FF 93 1-0 ③ F8		4 1	1 0	3 0	1 0	0 0	1 0	0 2
Inning Stats	R: 4 H: 4 E: 0 LOB: 1 K: 1 BB: 0 S: 22 P: 33	R: 0 H: 0 E: 0 LOB: 0 K: 2 BB: 0 S: 11 P: 13	R: 6 H: 5 E: 0 LOB: 2 K: 1 BB: 3 S: 24 P: 45	R: 0 H: 0 E: 0 LOB: 0 K: 3 BB: 0 S: 9 P: 14	R: 0 H: 1 E: 0 LOB: 1 K: 2 BB: 0 S: 11 P: 17	R: 0 H: 1 E: 0 LOB: 2 K: 1 BB: 1 S: 10 P: 20	R: 1 H: 2 E: 0 LOB: 1 K: 1 BB: 0 S: 12 P: 19	R: 1 H: 0 E: 0 LOB: 2 K: 1 BB: 3 S: 10 P: 24		1B: 7 SF: 1 2B: 5 SAC: 0 3B: 0 DP: 0 HR: 1 HBP: 1						WP: 2 PA: 45 PB: 1 SB: 0 CS: 0	

PITCHER		IP	WLS	BF	H	R	ER	SO	BB	IBB	HBP	BLK	WP	HR	S	P	ERA	WHIP
33 Josh Fogg, R ERA: 13.09	(1, 1)	2.0	L	16	7	9	9	3	2	0	1	0	0	1	41	63	40.50	4.500
Mike Lincoln, R ERA: 3.52	(3, 1)	1.0		6	2	1	1	1	1	0	0	0	1	0	16	28	9.00	3.000
Jeremy Affeldt, L ERA: 2.7	(4, 1)	2.0		7	1	0	0	5	0	0	0	0	0	0	20	31	0.00	0.500
25 David Weathers, R ERA: 3.18	(6, 1)	1.0		5	1	0	0	1	1	0	0	0	0	0	10	20	0.00	2.000
50 Kent Mercker, L ERA: 3.86	(7, 1)	1.0		5	2	1	1	1	0	0	0	0	1	0	12	19	9.00	2.000

PITCHER		IP	WLS	BF	H	R	ER	SO	BB	IBB	HBP	BLK	WP	HR	S	P	ERA	WHIP
48 Francisco Cordero, R ERA: 1.5	(8, 1)	1.0		6	0	1	1	1	3	0	0	0	0	0	10	24	9.00	3.000

BOTTOM

Cincinnati Reds @ Chicago Cubs

Wrigley Field, Chicago, IL

Wed Apr 16 2008, 7:05 PM CDT

Att. 40,099 - Clear - 64 F

livebaseballscorecards.com

AB	36
R	12
H	13
RBI	11
BB	7
SO	12
LOB	20

Cincinnati Reds @ Chicago Cubs

Wrigley Field, Chicago, IL

Thu Apr 17 2008, 1:20 PM CDT

Att. 39,534 - Partly Cloudy - 59 F

livebaseballscorecards.com

Batter	1	2	3	4	5	6	7	8	9	AB	R	H	RBI	BB	SO	LOB
30 Norris Hopper, R (1, 8) (8, 9) OBP: 0.360, SLG: 0.273	B CH 83 X CH 82 1-0 F9 ①		C CH 81 B CH 75 C SL 80 B CU 68 B SL 81 B FF 84 4-2 6 S BB		X CH 80 0-0 F9 ①		C SI 88 B SL 81 C SI 88 F SI 88 B SI 87 X CH 82 2-2 E6 6 1B HR	B SI 88 X SI 88 1-0 G1-3 ②		4	1	0	0	1	0	1
6 Ryan Freel, R (1, 4) (9, 7) OBP: 0.267, SLG: 0.286	X CH 80 0-0 F9 ②		1 SAFE C CH 83 S CH 74 B FF 88 F FF 88 S FF 89 1-3 K ③ 1-2		X CH 79 0-0 L5 ②		X SI 87 0-0 HR 1-2 1B	C SI 88 B SI 89 B SI 90 X SI 90 2-1 1B 3-H		5	1	2	1	0	1	1
Ken Griffey Jr., L (1, 9) OBP: 0.379, SLG: 0.500 25 David Weathers, R (8, 1) Juan Castro, R (9, 4)	C CH 80 S SL 82 X SL 84 0-2 F7 ③			C CH 81 B CH 73 B CH 73 S SL 81 C FF 87 2-3 K ①	C FF 85 X SL 83 0-1 1B		F FF 86 B SI 87 C SI 87 D SL 81 B SL 82 X SL 81 3-2 1-H 2-H HR	B SL 83 X FF 89 1-0 G4-3 ③		5 0 0	1 0 0	2 0 0	3 0 0	0 0 0	1 0 0	1 0 0
Adam Dunn, L (1, 7) OBP: 0.413, SLG: 0.341 56 Todd Coffey, R (9, 1)		F CH 82 F SL 82 B FF 87 S FF 88 1-3 K ①		B SL 83 B FF 85 F SL 81 B FF 88 F FF 88 B SL 87 4-2 28 BB 27 1B 19 2B BB	B FF 86 B SL 79 F FF 86 B FF 86 F FF 86 F FF 88 F SL 82 X FF 89 3-2 F8 ③		X SI 86 0-0 F8 ①		C CH 80 X CH 80 0-1 G1-3 ①	4 0	1 0	0 0	0 0	1 0	1 0	1 0
27 Jeff Keppinger, R (1, 6) OBP: 0.380, SLG: 0.484		B FF 85 X SL 80 1-0 1B		C FF 88 X CH 77 0-1 28 BB 19 2B 1-2 1B		X SL 78 0-0 G4-3 ①	B SI 87 F SI 87 X SL 82 1-1 F9 ②		S SL 82 B SL 84 F FF 88 B FF 91 B SL 85 X FF 89 3-2 F8 ②	5	1	2	0	0	0	0
28 Edwin Encarnación, R (1, 5) OBP: 0.371, SLG: 0.392		X FF 86 0-0 P4 ②		B CH 79 B FF 85 B SL 81 C FF 86 B FF 86 4-1 19 2B 1-2 2-3 BB		C FF 83 X CH 74 0-1 19 HR 2B	C SL 81 F SI 86 B SL 81 B SL 81 X FF 86 2-2 2B		B SL 83 S CH 84 S CH 83 X CH 84 1-2 F7 ③	4	2	2	0	1	0	1
19 Joey Votto, L (1, 3) OBP: 0.351, SLG: 0.595		F FF 86 B FF 84 1 SAFE 1 SAFE F FF 84 B SL 80 1 SAFE B FF 89 S FF 88 3-3 K ③		X FF 85 0-0 1-H 2-H 3-H 2B		X FF 84 0-0 2-H HR	X SL 80 0-0 F7 ③			4	1	2	5	0	1	2
Paul Bako, L (1, 2) OBP: 0.442, SLG: 0.486			C SL 82 X SL 83 0-1 F8 ①	B SL 83 B SL 82 F FF 87 F FF 87 S SL 83 2-3 K ②		C SI 85 B SL 81 F SL 80 B FF 86 X SL 81 2-2 F8 ②		S SI 88 F SI 89 B CH 78 F SL 84 F SI 89 X CH 79 1-2 E5 6 1B 2B		4	1	1	0	0	1	1
36 Edinson Volquez, R (1, 1) 51 Jared Burton, R (6, 1) 23 Corey Patterson, L (8, PH) (8, 8) OBP: 0.268, SLG: 0.549			C CH 80 X SL 81 0-1 G6-3 ②	S FF 86 C FF 88 F FF 88 B CU 69 F FF 89 B SL 83 B FF 89 F FF 87 X FF 87 3-2 F9 ③		C FF 84 C CH 79 B CU 66 B FF 86 F FF 86 S SL 80 2-3 K ③		C SI 89 X SI 89 0-1 P6 ①	3 0 1	0 0 0	0 0 0	0 0 0	0 0 0	1 0 0	1 0 1
Inning Stats	R: 0 E: 0 K: 0 S: 5 H: 0 LOB: 0 BB: 0 P: 6	R: 0 E: 0 K: 2 S: 8 H: 1 LOB: 1 BB: 0 P: 13	R: 0 E: 0 K: 1 S: 10 H: 0 LOB: 1 BB: 1 P: 15	R: 3 E: 0 K: 2 S: 18 H: 2 LOB: 1 BB: 2 P: 33	R: 0 E: 0 K: 0 S: 9 H: 1 LOB: 1 BB: 0 P: 12	R: 2 E: 0 K: 1 S: 11 H: 2 LOB: 0 BB: 0 P: 15	R: 3 E: 1 K: 0 S: 15 H: 3 LOB: 1 BB: 0 P: 23	R: 1 E: 1 K: 0 S: 11 H: 2 LOB: 1 BB: 0 P: 16	R: 0 E: 0 K: 0 S: 8 H: 0 LOB: 0 BB: 0 P: 12	1B: 5 2B: 4 3B: 0 HR: 2 SF: 0 SAC: 0 DP: 0 HBP: 0						

	AB	39
	R	9
	H	11
	RBI	9
	BB	3
	SO	6
	LOB	10

PITCHER		IP	WLS	BF	H	R	ER	SO	BB	IBB	HBP	BLK	WP	HR	S	P	ERA	WHIP
30 Ted Lilly, L ERA: 9.16	(1, 1)	6.0	L	27	6	5	5	6	3	0	0	0	0	1	61	94	7.50	1.500
32 Jon Lieber, R ERA: 1.74	(7, 1)	1.0		7	3	3	2	0	0	0	0	0	0	1	15	23	18.00	3.000
Bob Howry, R ERA: 7.88	(8, 1)	0.2		4	2	1	0	0	0	0	0	0	0	0	10	14	0.00	3.000
45 Sean Marshall, L ERA:	(8, 1)	0.1		1	0	0	0	0	0	0	0	0	0	0	1	2	0.00	0.000
43 Michael Wuertz, R ERA: 4.5	(9, 1)	1.0		3	0	0	0	0	0	0	0	0	0	0	8	12	0.00	0.000

PITCHER	IP	WLS	BF	H	R	ER	SO	BB	IBB	HBP	BLK	WP	HR	S	P	ERA	WHIP

WP: 0 PB: 0 SB: 1 CS: 0 PA: 42

Batter	1	2	3	4	5	6	7	8	9	AB	R	H	RBI	BB	SO	LOB
17 Mike Fontenot, L (1, 4) OBP: 0.233, SLG: 0.400	C SI 95 F SI 94 F CH 82 F SI 94 X CH 82 0-2 ① G3-1	D SI 92 B CH 82 C FF 94 S FF 95 B FF 94 X CH 83 3-2 ③ G3		B SI 93 B FF 93 F SI 92 S SI 93 F SI 95 X CH 81 2-2 ③ L3		B FF 92 C FF 92 X FF 93 1-1 ③ FC6-4 1-2f			C SI 90 B SL 82 B SI 91 B SI 90 C SI 90 F FF 91 F SI 91 F SI 91 X SI 91 3-2 ① G4-3	5	0	0	0	0	0	7
2 Ryan Theriot, R (1, 6) OBP: 0.344, SLG: 0.382	C FF 93 C FF 94 B SI 94 X CH 84 1-2 ② G5-3		C KC 75 F FF 93 X KC 80 0-2 25 CS 1B		B FF 91 C FF 91 B SI 91 F SI 92 S SI 91 2-3 ① K		X FF 91 0-0 ① G4-3		B SL 82 X FF 91 1-0 ② G5-3	5	0	1	0	0	1	0
25 Derrek Lee, R (1, 3) OBP: 0.432, SLG: 0.742	C KC 77 F SI 95 B SI 93 B CH 84 B SI 96 F CH 82 C CH 81 3-3 ③ K		B CH 82 F FF 93 B CH 82 C CH 80 B SI 94 F CH 82 S FF 95 3-3 ①② K 1-2		B KC 75 B FF 93 C FF 91 G FF 93 B CH 82 F FF 93 X KC 78 3-2 ② G4-3		B FF 92 B FF 93 C FF 91 B FF 93 F FF 92 S FF 93 3-3 ② K		C FF 91 B SL 81 S SL 80 F SI 91 B SL 81 B FF 90 F FF 91 X FF 91 3-2 16 E 1B	5	0	1	0	0	3	1
16 Aramis Ramirez, R (1, 5) OBP: 0.343, SLG: 0.431		F SI 94 B SI 93 X SI 94 1-1 9 1B 30 BB BB 1B	C CH 82 B CH 82 F CH 82 B FF 94 B CH 82 G CH 83 4-2 BB		F SI 92 B CH 83 B FF 94 C SI 93 F CH 82 S FF 95 2-3 ③ K		C FF 92 S FF 92 S FF 93 0-3 ③ K		S FF 91 D SL 82 X SL 81 1-1 FC5 1-2	4	1	1	0	1	2	1
1 Kosuke Fukudome, L (1, 9) OBP: 0.441, SLG: 0.446		B KC 77 B SI 93 F FF 93 C CH 81 F SI 94 S CH 82 2-3 ① K	B CH 81 B SI 92 F SI 93 D SI 93 F FF 93 X FF 94 3-2 ③ G6-3			B FF 92 C FF 92 C FF 92 F FF 91 X CH 87 1-2 ① G4-3		B SI 85 C FF 87 F SL 81 B SI 87 B SI 87 X SI 87 3-2 ① G4-3	S SL 81 D SL 81 D C SI 90 F SI 90 C SI 91 2-3 ③ K	5	0	0	0	0	2	4
Mark DeRosa, R (1, 7) OBP: 0.424, SLG: 0.571		D CH 83 B SI 93 B CH 81 C FF 94 B FF 94 4-1 30 BB 9 1B 1-2 BB		B KC 74 B SI 92 C SI 92 C FF 93 B SI 92 B FF 93 4-2 30 SH3-4 9 1B BB		X FF 92 0-0 9 2B 1B 1B		C SI 87 H SI 86 1-1 9 1B HBP		1	1	1	0	2	0	0
9 Reed Johnson, R (1, 8) OBP: 0.415, SLG: 0.417		C FF 95 X SI 93 0-1 30 BB 1-2 2-3 1B		B FF 92 C CH 81 1 SAFE X CH 81 1-1 30 SH3-4 1-2 1B		B FF 92 C CH 84 S FC 92 B FF 90 X FF 91 2-2 1-3 2B		B SL 81 C SI 86 B SL 81 C SL 80 X FF 88 2-2 1-2 1B		4	0	4	0	0	0	0
Henry Blanco, R (1, 2) OBP: 0.333, SLG: 0.333		C CH 81 S CH 82 B CH 82 B SI 95 S CH 84 2-3 ② K		B KC 80 C FF 91 2 SAFE B CH 79 C FF 91 L CH 80 2-3 ① K		S CH 87 B CH 87 X CH 87 1-1 17 FC6-4 3-H 1B		S FF 87 F FF 88 B SL 83 X FF 87 1-2 ② F9	4	0	1	1	0	2	7
30 Ted Lilly, L (1, 1) 33 Daryle Ward, L (6, PH) 32 Jon Lieber, L (7, 1) Bob Howry, L (8, 1) 45 Sean Marshall, L (8, 1) 4 Eric Patterson, L (8, PH) 43 Michael Wuertz, R (9, 1)		B FF 93 C SI 94 B FF 92 B SI 94 B FF 93 4-1 1-2 2-3 3-H BB		B FF 90 L FF 90 X 2-1 ② SH3-4 1-2 2-3		C FF 91 B FF 92 B FF 93 F FF 91 X CH 87 2-2 ② F8		B SI 88 X SI 84 1-0 ③ F7	0 0 0 1 1 0 0 1 0 0 0 0 0 2 0 0 0 0 0 0 0 0 0 0 0 0 0 0 0 0 0 0 0 0 0 1 0 0 0 0 0 2 0 0 0 0 0 0 0						
Inning Stats	R: 0 H: 0 E: 0 LOB: 0 K: 1 BB: 0 S: 12 P: 16	R: 1 H: 2 E: 0 LOB: 3 K: 2 BB: 2 S: 16 P: 32	R: 0 H: 1 E: 0 LOB: 1 K: 1 BB: 1 S: 12 P: 22	R: 0 H: 1 E: 0 LOB: 2 K: 1 BB: 1 S: 13 P: 24	R: 0 H: 0 E: 0 LOB: 0 K: 2 BB: 0 S: 11 P: 18	R: 1 H: 3 E: 0 LOB: 2 K: 0 BB: 0 S: 15 P: 22	R: 0 H: 0 E: 0 LOB: 0 K: 2 BB: 0 S: 7 P: 10	R: 0 H: 1 E: 0 LOB: 2 K: 0 BB: 0 S: 11 P: 19	R: 0 H: 1 E: 1 LOB: 2 K: 1 BB: 0 S: 18 P: 28	1B: 8 SF: 0 2B: 2 SAC: 1 3B: 0 DP: 1 HR: 0 HBP: 1						

PITCHER		IP	WLS	BF	H	R	ER	SO	BB	IBB	HBP	BLK	WP	HR	S	P	ERA	WHIP
36 Edinson Volquez, R ERA: 1.17	(1, 1)	5.0	W	22	4	1	1	7	4	0	0	0	0	0	64	112	1.80	1.600
51 Jared Burton, R ERA: 4.82	(6, 1)	2.0		9	3	1	1	2	0	0	0	0	0	0	22	32	4.50	1.500
25 David Weathers, R ERA: 2.7	(8, 1)	1.0		5	1	0	0	0	0	0	1	0	0	0	11	19	0.00	1.000
56 Todd Coffey, R ERA: 7.2	(9, 1)	1.0		5	1	0	0	1	0	0	0	0	0	0	18	28	0.00	1.000

PITCHER	IP	WLS	BF	H	R	ER	SO	BB	IBB	HBP	BLK	WP	HR	S	P	ERA	WHIP

BOTTOM

Cincinnati Reds @ Chicago Cubs

Wrigley Field, Chicago, IL

Thu Apr 17 2008, 1:20 PM CDT

Att. 39,534 - Partly Cloudy - 59 F

livebaseballscorecards.com

AB	35
R	2
H	9
RBI	2
BB	4
SO	10
LOB	24

Pittsburgh Pirates @ Chicago Cubs

Wrigley Field, Chicago, IL

Fri Apr 18 2008, 1:20 PM CDT

Att. 39,118 - Partly Cloudy - 63 F

livebaseballscorecards.com

Batter	1	2	3	4	5	6	7	8	9	AB	R	H	RBI	BB	SO	LOB
13 Nate McLouth, L (1, 8) OBP: 0.436, SLG: 0.662	B FF 92 B FF 92 B FF 91 B FF 91 4-0 12 CS BB		B SL 78 S FF 89 C CU 72 F FF 89 X CU 71 1-2 ① F8		C SL 78 B FF 87 X SL 78 1-1 ② P3			C SL 81 C SL 81 B SL 84 F FF 94 B SL 83 X FF 94 2-2 HR		3	1	1	1	1	0	1
Luis Rivas, R (1, 6) OBP: 0.217, SLG: 0.244	C CU 73 B FF 91 C CU 73 S CU 73 1-3 ① K		X FF 88 0-0 ② B1-3		C CU 71 F FF 89 X FF 89 0-2 ③ F9			C FF 95 X SL 82 0-1 ① G1-3		4	0	0	0	0	1	2
12 Freddy Sanchez, R (1, 4) OBP: 0.263, SLG: 0.235	F FF 91 C FF 92 B CU 74 1 SAFE B FF 93 F CU 74 X FF 91 2-2 ②③ F9 1-2		B FF 89 B FF 88 X FF 88 2-0 ③ F8			S SL 80 F SL 79 X SL 78 0-2 ① P4		C SL 82 B FF 95 B FF 94 C SL 82 S SL 82 2-3 ② K		4	0	0	0	0	1	1
Jason Bay, R (1, 7) OBP: 0.418, SLG: 0.463		B X 1-0 S 1B 1B		B FF 88 B CU 73 C FF 88 C CU 71 F FF 89 F FF 88 B FF 88 X FF 88 3-2 ① P3		C SI 87 X SL 78 0-1 1B		B SL 82 C FF 94 B SL 81 B FF 94 B SL 81 4-1 1B BB		3	1	2	0	1	0	0
Xavier Nady, R (1, 9) OBP: 0.406, SLG: 0.613		B CU 72 C FF 90 C CU 72 F FF 90 B FF 91 D CU 73 X CU 73 3-2 19 2B 1-H 1B		B FF 89 X FF 88 1-0 ② F9		C FF 87 F FF 87 B SL 81 S SI 86 1-3 ② K		1 SAFE S FF 94 1 SAFE B SL 80 X SL 82 1-1 1-2 1B		4	0	2	1	0	1	1
25 Adam LaRoche, L (1, 3) OBP: 0.235, SLG: 0.222		S FF 90 C CU 72 1 SAFE B CU 72 S SL 80 1-3 ① K		B CU 72 B CU 71 B FF 88 C FF 88 B FF 87 4-1 26 FC6-4 BB		F SL 84 1 SAFE X SL 82 0-1 ③ G3		B FF 94 C SL 83 S FF 95 B FF 94 F SL 82 F FF 95 F SL 83 S SL 82 2-3 ③ K		3	0	0	0	1	2	4
26 Ronny Paulino, R (1, 2) OBP: 0.345, SLG: 0.280 16 Doug Mientkiewicz, L (9, PH) OBP: 0.367, SLG: 0.292		1 SAFE B FF 89 B FF 90 B SI 86 F FF 89 X FF 89 3-1 ② P4		B CU 72 X FF 88 1-0 ③ FC6-4 1-2f			C SL 82 C FF 95 B SL 82 B SL 82 S FF 94 2-3 ① K		C FF 96 X FF 96 0-1 ① G3	3 1	0 0	0 0	0 0	0 0	1 0	2 0
19 José Bautista, R (1, 5) OBP: 0.219, SLG: 0.288		B CU 74 S FF 90 B FF 91 C CU 73 X CU 73 2-2 1-3 2B			B FF 86 C FF 87 C FF 87 B FF 86 S SL 78 2-3 ① K		C FF 95 B SL 84 C SL 83 C SL 81 1-3 ② K		F FF 95 F FF 96 S SL 85 0-3 ② K	4	0	1	0	0	3	0
45 Ian Snell, R (1, 1) 3 Nyjer Morgan, L (7, PH) OBP: 0.292, SLG: 0.200 52 Franquelis Osoria, R (7, 1) OBP: 0.500, SLG: 0.500 41 Ryan Doumit, S (9, PH) OBP: 0.341, SLG: 0.500		C FF 89 F FF 90 S CU 73 0-3 ③ K			B FF 87 B FF 86 B FF 88 C FF 88 B FF 87 4-1 BB		C FF 95 B FF 94 S FF 95 F FF 95 C SL 81 1-3 ③ K		X FF 96 0-0 ③ G4-3	1 1 0 1	0 0 0 0	0 0 0 0	0 0 0 0	1 0 0 0	1 1 0 0	2 0 0 0

TOP	
AB	32
R	2
H	6
RBI	2
BB	4
SO	11
LOB	13

Inning Stats	1	2	3	4	5	6	7	8	9
	R: 0 E: 0 K: 1 S: 7 H: 0 LOB: 0 BB: 1 P: 14	R: 1 E: 0 K: 2 S: 16 H: 3 LOB: 2 BB: 0 P: 26	R: 0 E: 0 K: 0 S: 6 H: 0 LOB: 0 BB: 0 P: 9	R: 0 E: 0 K: 0 S: 8 H: 0 LOB: 1 BB: 1 P: 17	R: 0 E: 0 K: 1 S: 9 H: 0 LOB: 1 BB: 1 P: 16	R: 0 E: 0 K: 1 S: 10 H: 1 LOB: 1 BB: 0 P: 11	R: 0 E: 0 K: 3 S: 10 H: 0 LOB: 0 BB: 0 P: 14	R: 1 E: 0 K: 2 S: 18 H: 2 LOB: 2 BB: 1 P: 29	R: 0 E: 0 K: 1 S: 6 H: 0 LOB: 0 BB: 0 P: 6

1B: 4	SF: 0	WP: 0	PA: 36
2B: 1	SAC: 0	PB: 0	
3B: 0	DP: 0	SB: 1	
HR: 1	HBP: 0	CS: 1	

PITCHER		IP	WLS	BF	H	R	ER	SO	BB	IBB	HBP	BLK	WP	HR	S	P	ERA	WHIP
53 Rich Hill, L ERA: 3.86	(1, 1)	5.0	W	20	3	1	1	4	3	0	0	0	0	0	46	82	1.80	1.200
32 Jon Lieber, R ERA: 1.64	(6, 1)	0.2	H	3	1	0	0	1	0	0	0	0	0	0	8	9	0.00	1.500
45 Sean Marshall, L ERA:	(6, 1)	0.1	H	1	0	0	0	0	0	0	0	0	0	0	2	2	0.00	0.000
49 Carlos Marmol, R ERA: 2.19	(7, 1)	2.0	H	9	2	1	1	5	1	0	0	0	0	1	28	43	4.50	1.500
34 Kerry Wood, R ERA: 3.6	(9, 1)	1.0	S	3	0	0	0	1	0	0	0	0	0	0	6	6	0.00	0.000

PITCHER	IP	WLS	BF	H	R	ER	SO	BB	IBB	HBP	BLK	WP	HR	S	P	ERA	WHIP

Pittsburgh Pirates @ Chicago Cubs

Wrigley Field, Chicago, IL

Fri Apr 18 2008, 1:20 PM CDT

Att. 39,118 - Partly Cloudy - 63 F

livebaseballscorecards.com

BOTTOM

Batter	1	2	3	4	5	6	7	8	9	AB	R	H	RBI	BB	SO	LOB
4 Eric Patterson, L (1, 4) 49 Carlos Marmol, R (7, 1) 34 Kerry Wood, R (9, 1)	C SI 90 B CH 81 B SI 90 C SI 91 S SL 82 2-3 ① K		F FF 90 F SL 82 F FF 93 F SL 85 S SL 83 0-3 ① K	B FF 92 F SL 83 X SI 92 1-1 ② FC6-4 (2 S) 1-2f 3-H		C SL 84 B FF 92 X SL 84 1-1 ③ G1-3				4 0 0	0 0 0	0 0 0	1 0 0	0 0 0	2 0 0	3 0 0
2 Ryan Theriot, R (1, 6) OBP: 0.354, SLG: 0.424	B FF 90 B FF 91 C FF 90 X SI 91 2-1 ① 16 1B 1B		S CH 85 X SL 82 0-1 ① 3B	B SI 92 1 SAFE C SI 92 B FF 93 C SL 84 X FF 93 2-2 ③ F8 1-2			C SL 76 X CH 82 0-1 ① G6-3			4	0	2	0	0	0	1
25 Derrek Lee, R (1, 3) OBP: 0.410, SLG: 0.700	B SI 90 X SI 91 1-0 ② F9		F FF 92 B CH 87 D SL 84 X FF 94 2-1 ② G1-3		C SL 84 X SI 93 0-1 ① P4		B SI 89 B SL 78 C SI 88 X SI 88 2-1 ② G6-3			4	0	0	0	0	0	2
16 Aramis Ramirez, R (1, 5) OBP: 0.338, SLG: 0.419	1 SAFE F SI 90 C SI 90 1 SAFE X FF 92 0-2 1-3 1B		C FF 93 F FF 94 D CH 86 X FF 89 1-2 ③ F9		F SL 81 F FF 93 S CH 88 0-3 ② K		B SL 79 B SL 79 B SI 89 X SI 88 3-0 ③ P6			4	0	1	0	0	1	1
1 Kosuke Fukudome, L (1, 9) OBP: 0.431, SLG: 0.467	B SL 81 X FF 91 1-0 ③ F7			X FF 92 0-0 1B 3B	C SL 84 F CH 88 B SL 86 F CH 86 D SL 88 F SL 84 S SL 85 2-3 ③ K			C SI 88 B CH 83 B CH 81 B SI 88 F SI 89 X SI 89 3-2 ① G3-1		4	1	1	0	0	1	2
Mark DeRosa, R (1, 7) OBP: 0.429, SLG: 0.585 (7, 4)		C SI 91 C SL 81 X FF 91 0-2 2B		S SI 92 S FF 93 B SI 94 F SI 94 X SL 84 1-2 18 2B 9 1B 3-H 1B		B SL 84 X FF 91 1-0 ① F9		B SI 89 X SI 89 1-0 ② F9		4	1	2	1	0	0	0
18 Geovany Soto, R (1, 2) OBP: 0.387, SLG: 0.538		X CH 85 0-0 ① G5-3		C SL 82 B SL 85 1 SAFE S CH 86 F FF 93 X SL 83 1-2 53 FC6-4 4 FC6-4 1-3 2B		B CH 83 S SL 84 S SL 84 D CH 87 B SL 84 D CH 86 4-2 9 1B BB		C SL 79 B SL 78 S SL 76 B SI 89 B CH 84 F SI 90 B SL 77 4-2 BB		2	1	1	0	2	0	1
9 Reed Johnson, R (1, 8) OBP: 0.422, SLG: 0.425 (7, 7)		B SI 91 C SI 90 X SL 85 1-1 ② F8		B FF 92 S FF 92 X SL 83 1-1 53 FC6-4 3-H 1B		C FF 91 X SL 82 0-1 1-2 1B		C SI 87 B SL 76 C SI 88 B SI 87 F SL 75 F SI 88 B SI 88 X SI 87 3-2 ③ F8		4	0	2	1	0	0	2
53 Rich Hill, L (1, 1) 32 Jon Lieber, L (6, 1) 45 Sean Marshall, L (6, 1) 33 Daryle Ward, L (6, PH) 20 Felix Pie, L (7, 8) OBP: 0.214, SLG: 0.154		S SI 91 S FF 92 F SI 92 B FF 92 S SL 83 1-3 ③ K		X FF 92 0-0 ① FC6-4 4 FC6-4 1-2f 2-3		B SL 82 X SI 91 1-0 ② F7				2 0 0 1 0	0 0 0 0 0	0 0 0 0 0	0 0 0 0 0	0 0 0 0 0	1 0 0 0 0	3 0 0 2 0
Inning Stats	R: 0 E: 0 K: 1 S: 10 H: 2 LOB: 2 BB: 0 P: 16	R: 0 E: 0 K: 1 S: 10 H: 1 LOB: 1 BB: 0 P: 12	R: 0 E: 0 K: 1 S: 12 H: 1 LOB: 1 BB: 0 P: 15	R: 3 E: 0 K: 0 S: 17 H: 4 LOB: 1 BB: 0 P: 23	R: 0 E: 0 K: 2 S: 10 H: 0 LOB: 0 BB: 0 P: 12	R: 0 E: 0 K: 0 S: 8 H: 1 LOB: 2 BB: 1 P: 15	R: 0 E: 0 K: 0 S: 5 H: 0 LOB: 0 BB: 0 P: 10	R: 0 E: 0 K: 0 S: 12 H: 0 LOB: 1 BB: 1 P: 23		1B: 5 2B: 2 3B: 2 HR: 0		SF: 0 SAC: 0 DP: 0 HBP: 0		WP: 0 PB: 0 SB: 1 CS: 0		PA: 35

	AB	33
	R	3
	H	9
	RBI	3
	BB	2
	SO	5
	LOB	17

PITCHER		IP	WLS	BF	H	R	ER	SO	BB	IBB	HBP	BLK	WP	HR	S	P	ERA	WHIP
45 Ian Snell, R ERA: 4.07	(1, 1)	6.0	L	28	9	3	3	5	1	0	0	0	0	0	67	93	4.50	1.667
52 Franquelis Osoria, R ERA: 4.38	(7, 1)	2.0		7	0	0	0	0	1	0	0	0	0	0	17	33	0.00	0.500

PITCHER	IP	WLS	BF	H	R	ER	SO	BB	IBB	HBP	BLK	WP	HR	S	P	ERA	WHIP

Batter	1	2	3	4	5	6	7	8	9	AB	R	H	RBI	BB	SO	LOB
13 Nate McLouth, L (1, 8) OBP: 0.444, SLG: 0.671	C SI 89 B SI 90 X SI 90 1-1 ① F8		C SI 88 S SL 71 B SI 89 B SI 90 F SL 82 F SL 83 F SL 82 F SI 90 B SI 89 4-2 B SI 89 BB		B SI 89 C SI 88 B SL 74 B SI 89 X SI 89 3-1 12 2B 2B		B FF 91 S SL 87 F SL 86 S CU 81 1-3 ③ K2-3		C CH 86 F SL 85 F SL 87 B FF 92 T SL 87 1-2 ③ K	2	1	1	0	1	0	0
3 Nyjer Morgan, L (7, PH) OBP: 0.269, SLG: 0.182										2	0	0	0	0	2	0
(7, 8)																
12 Freddy Sanchez, R (1, 4) OBP: 0.267, SLG: 0.259	C SI 90 X SL 82 0-1 ② G6-3		X CH 80 0-0 ① P5		D SL 82 S SL 81 S SL 81 X SL 81 1-2 2-H 2B			X FF 90 0-0 ① F9		3	0	1	1	0	0	1
Chris Gomez, R (7, 4) OBP: 0.308, SLG: 0.375										1	0	0	0	0	0	0
Jason Bay, R (1, 7) OBP: 0.423, SLG: 0.456	C SI 90 B SL 74 X SI 90 1-1 1B		1 SAFE C SI 89 B SL 82 C SL 82 B SI 90 F SL 84 X SI 90 2-2 ② P3		S SI 88 F SI 89 X SI 90 0-2 ③ F9			C CU 79 B FF 91 B FF 92 F FF 91 F CU 80 B FF 91 B FF 90 4-2 41 HBP 25 1B BB		3	0	1	0	1	0	2
25 Adam LaRoche, L (1, 3) OBP: 0.236, SLG: 0.224	C SI 89 B SL 81 B CH 83 F SI 90 B SL 82 X SL 81 3-2 ③ G3-4-1		S SL 83 B SI 90 S SL 81 F SL 83 C SI 90 1-3 ③ K			B SI 88 F SL 81 S SL 81 F SI 89 X SL 82 1-2 ① G5-3		F FF 90 B SL 85 B SI 89 X FF 91 2-1 41 HBP 1-2 1B		4	0	1	0	0	1	2
Xavier Nady, R (1, 9) OBP: 0.397, SLG: 0.591		B SI 87 B SL 81 B SI 89 C SI 90 X SI 89 3-1 ① G5-3		B SI 89 F SI 89 X SL 83 1-1 ① G5-3		B SI 88 T SI 89 X SL 83 1-1 1B		B SI 92 F SI 93 F FF 91 F SI 92 B CU 78 F SL 85 F SI 92 S FF 93 2-3 ② K		4	0	1	0	0	1	2
41 Ryan Doumit, S (1, 2) OBP: 0.333, SLG: 0.467		B SI 90 S SL 83 S SL 83 B SI 90 S SL 82 2-3 ② K		C SI 88 S SL 83 B SL 82 S SL 84 1-3 ② K		D SI 88 S SI 89 B SL 82 F SI 88 B SL 82 S SL 82 3-3 ② K		B SL 84 H SL 85 2-0 1-2 2-3 HBP		3	0	0	0	0	3	1
19 José Bautista, R (1, 5) OBP: 0.224, SLG: 0.290		B SI 91 X SI 89 1-0 10 1B 1B		C SI 91 X SL 86 0-1 ③ L4		C SI 90 F CH 80 B SI 89 B SL 82 C SI 90 2-3 ③ K		C CH 84 B CH 84 C CH 85 X CH 85 1-2 ③ G5-3		3	0	1	0	0	1	1
34 John Grabow, L (6, 1)										0	0	0	0	0	0	0
Evan Meek, R (7, 1)										0	0	0	0	0	0	0
Luis Rivas, R (8, PH) OBP: 0.213, SLG: 0.239										1	0	0	0	0	0	3
55 Matt Capps, R (8, 1)										0	0	0	0	0	0	0
10 Brian Bixler, R (1, 6) OBP: 0.190, SLG: 0.238		B SL 84 X SI 90 1-0 1-2 1B			C SI 89 B SL 82 X SL 81 1-1 ① P4		B FF 94 C CU 80 X FF 89 1-1 ① G6-3		S SL 86 B FF 91 F CH 85 X CH 87 1-2 ① F9	4	0	1	0	0	0	0
24 Tom Gorzelanny, R (1, 1)		B SI 90 C SI 89 F SI 90 S SL 82 1-3 ③ K			B SI 89 C SI 88 S SI 90 F SI 90 S SL 82 1-3 ② K		C SL 88 B FF 93 F SL 87 X SL 87 1-2 ② G3-1		C FF 90 F SL 86 X CH 86 0-2 ② G6-3	1	0	0	0	0	1	2
32 Phil Dumatrait, R (3, 1)										1	0	0	0	0	1	0
30 Tyler Yates, R (6, 1)										0	0	0	0	0	0	0
16 Doug Mientkiewicz, L (6, 5) OBP: 0.344, SLG: 0.269										2	0	0	0	0	0	0
Inning Stats	R: 0 E: 0 K: 0 S: 9 H: 1 LOB: 1 BB: 0 P: 14	R: 0 E: 0 K: 2 S: 10 H: 2 LOB: 2 BB: 0 P: 18	R: 0 E: 0 K: 1 S: 15 H: 0 LOB: 1 BB: 1 P: 22	R: 0 E: 0 K: 1 S: 7 H: 0 LOB: 0 BB: 0 P: 9	R: 1 E: 0 K: 1 S: 14 H: 2 LOB: 1 BB: 0 P: 20	R: 0 E: 0 K: 2 S: 12 H: 1 LOB: 1 BB: 0 P: 19	R: 0 E: 0 K: 1 S: 8 H: 0 LOB: 0 BB: 0 P: 11	R: 0 E: 0 K: 1 S: 15 H: 1 LOB: 3 BB: 1 P: 26	R: 0 E: 0 K: 1 S: 10 H: 0 LOB: 0 BB: 0 P: 12	1B: 5 2B: 2 3B: 0 HR: 0 SF: 0 SAC: 0 DP: 0 HBP: 1						

TOP

Pittsburgh Pirates @ Chicago Cubs

Wrigley Field, Chicago, IL

Sat Apr 19 2008, 12:05 PM CDT

Att. 40,298 - Partly Cloudy - 56 F

livebaseballscorecards.com

AB	34
R	1
H	7
RBI	1
BB	2
SO	10
LOB	14

PITCHER		IP	WLS	BF	H	R	ER	SO	BB	IBB	HBP	BLK	WP	HR	S	P	ERA	WHIP
Jason Marquis, R ERA: 3.86	(1, 1)	6.0	W	25	6	1	1	7	1	0	0	0	0	0	67	102	1.50	1.167
22 Kevin Hart, R ERA: 3.55	(7, 1)	1.2		8	1	0	0	2	1	0	1	0	0	0	20	33	0.00	1.200
43 Michael Wuertz, R ERA: 3.86	(8, 1)	1.1		4	0	0	0	1	0	0	0	0	0	0	13	16	0.00	0.000

PITCHER	IP	WLS	BF	H	R	ER	SO	BB	IBB	HBP	BLK	WP	HR	S	P	ERA	WHIP

Batter	1	2	3	4	5	6	7	8	9	AB	R	H	RBI	BB	SO	LOB
9 Reed Johnson, R (1, 8) OBP: 0.408, SLG: 0.395	B FF 86 C FF 87 X SI 87 1-1 ① G5-3	B SL 74 B SL 74 B SI 89 C FF 90 B FF 90 4-1 BB	B SI 88 C SI 88 C SL 80 X SI 90 1-2 ③ G5-3			C FF 95 S FF 95 F FF 94 B FF 95 X SL 89 1-2 ① G5-3	C FF 89 T CU 78 X CU 78 0-2 ① G3			3	0	0	0	1	0	1
20 Felix Pie, L (7, PH) OBP: 0.207, SLG: 0.148 (8, 8)										1	0	0	0	0	0	0
2 Ryan Theriot, R (1, 6) OBP: 0.371, SLG: 0.429	B FF 86 C SI 87 B CH 83 X FF 88 2-1 25 HR 1B	X SL 83 0-0 ③ F8		B SI 88 B FF 88 X FF 86 2-0 ① G6-3		B SL 88 X FF 94 1-0 16 BB 33 BB 1 BB 1B	B FF 93 C FF 88 C CU 78 B FF 95 F CU 80 B FF 93 F FF 90 B FF 90 4-2 33 HR BB			4	3	2	0	1	0	2
25 Derrek Lee, R (1, 3) OBP: 0.407, SLG: 0.726	X SL 75 0-0 1-H HR		F CH 85 B SL 82 B SL 82 C FF 90 X CH 84 2-2 ① G4-3	C SI 91 F FF 89 B SL 80 F SI 91 F SI 90 X SL 76 1-2 ② G6-3		B FF 94 B FF 94 B FF 94 C FF 94 F FF 93 B FF 95 4-2 1 BB 16 BB 1-2 SF7 BB	C FF 90 C CU 78 F FF 94 F FF 94 B CU 79 X CU 79 1-2 1-H HR			3	1	1	2	0	0	0
33 Daryle Ward, L (6, 3) OBP: 0.313, SLG: 0.333										1	2	1	2	1	0	0
16 Aramis Ramirez, R (1, 5) OBP: 0.359, SLG: 0.438	F SI 88 F FF 89 S FF 90 0-3 ② K		B SL 74 F SI 89 B FF 90 B CH 85 F SI 88 B FF 90 4-2 1 1B 1B BB	F FF 90 B SL 76 S SI 91 X SI 91 1-2 2B		B FF 95 B FF 94 B FF 94 B FF 94 4-0 18 BB 1 BB 1-2 2-3 1B BB	X FF 90 0-0 ② L4			2	2	1	0	2	1	0
22 Kevin Hart, R (7, 1)										1	0	0	0	0	0	0
43 Michael Wuertz, R (8, 1)										0	0	0	0	0	0	0
1 Kosuke Fukudome, L (1, 9) OBP: 0.442, SLG: 0.460	F FF 89 B SI 90 B FF 91 C SI 88 B SL 75 F FF 90 S SL 82 3-3 ③ K		B FF 88 C FF 90 S SL 82 X SL 83 1-2 18 S 18 E 1B 1-3 1B	B SI 90 B SI 89 B SI 89 C SI 87 B SI 89 4-1 FC6-4 BB		B FF 93 B SI 93 B FF 95 B FF 94 4-0 18 BB 1-2 2-3 3-H 1B BB	F FF 93 X FF 92 0-1 ③ G1-3			3	2	1	1	2	1	0
Mark DeRosa, R (1, 7) OBP: 0.426, SLG: 0.571		B SI 86 B CH 80 F FF 87 B SI 87 B SI 88 4-1 18 2B BB	C SL 78 F FF 90 B FF 90 B SI 89 1 SAFE X SL 78 2-2 18 S WP 1-2 3-H 1B	C SL 76 B SI 90 X SL 76 1-1 1-2f FC6-4		B FF 94 B FF 94 C FF 94 C FF 95 X FF 95 2-2 ② SF7 3-H		B SI 91 X SI 90 1-0 ① L6		3	2	1	2	1	0	2
(7, 5)																
18 Geovany Soto, R (1, 2) OBP: 0.403, SLG: 0.554		B CH 82 F SI 88 1 SAFE B CH 82 F FF 89 F SL 76 B SI 89 X CH 83 3-2 G3 1-H 2B	B SI 89 C FF 89 S SI 90 B FF 90 X FF 90 2-2 ② P4 1-3 2-H		X SI 90 0-0 ① 1B	C SL 89 B SL 87 F FF 94 B FF 94 B SL 88 F FF 94 B SL 87 4-2 1B 1-2 2-3 BB		B SL 83 C SI 91 C SI 93 C SI 92 1-3 ② K		4	0	2	1	1	1	1
Ronny Cedeno, R (1, 4) OBP: 0.444, SLG: 0.400		F SI 89 F FF 90 B SL 83 C FF 89 1-3 ① K	F FF 90 S FF 89 F FF 91 B SL 83 F FF 89 F FF 91 B SL 84 F FF 90 B CH 83 4-2 F FF 90 F SI 89 B FF 90 2B 3-H BB		B SL 78 F SI 89 X SL 75 1-1 ② G6-3	B CH 80 C CH 81 X CH 81 1-1 1-3 2-H 3-H 1B		B SI 91 C SI 91 X SL 82 1-1 1B		4	1	2	2	1	1	1
Jason Marquis, L (1, 1) OBP: 0.286, SLG: 0.571		X 0-0 ② G3 2-3	C FF 89 X SL 76 0-1 1-H 2B		B FF 86 C SI 89 C SI 90 F SI 90 X SI 90 1-2 ③ L5	B FF 89 X FF 89 1-0 ③ G4-3		B SI 91 F SI 90 B SI 91 X SI 91 2-1 ③ G4-3		3	0	1	1	0	0	1
19 Matt Murton, R (6, PH)										2	0	0	0	0	0	3
(7, 7)																
Inning Stats	R: 2 E: 0 K: 2 S: 12 H: 2 LOB: 0 BB: 0 P: 18	R: 1 E: 0 K: 1 S: 11 H: 1 LOB: 2 BB: 2 P: 23	R: 4 E: 0 K: 0 S: 27 H: 3 LOB: 1 BB: 2 P: 43	R: 0 E: 0 K: 0 S: 12 H: 1 LOB: 2 BB: 1 P: 21	R: 0 E: 0 K: 0 S: 7 H: 1 LOB: 0 BB: 0 P: 9	R: 4 E: 0 K: 0 S: 16 H: 2 LOB: 2 BB: 4 P: 38	R: 2 E: 0 K: 0 S: 15 H: 1 LOB: 0 BB: 1 P: 20	R: 0 E: 0 K: 1 S: 8 H: 1 LOB: 1 BB: 0 P: 13		1B: 7 2B: 3 3B: 0 HR: 2 SF: 1 SAC: 0 DP: 0 HBP: 0						

BOTTOM

Pittsburgh Pirates @ Chicago Cubs

Wrigley Field, Chicago, IL

Sat Apr 19 2008, 12:05 PM CDT

Att. 40,298 - Partly Cloudy - 56 F

livebaseballscorecards.com

AB	34
R	13
H	12
RBI	11
BB	10
SO	4
LOB	11

WP: 1 PA: 45
PB: 0
SB: 3
CS: 0

PITCHER		IP	WLS	BF	H	R	ER	SO	BB	IBB	HBP	BLK	WP	HR	S	P	ERA	WHIP
24 Tom Gorzelanny, L ERA: 9.35	(1, 1)	2.2	L	18	6	7	7	3	4	0	0	0	1	1	47	80	23.62	3.750
32 Phil Dumatrait, L ERA: 4.26	(3, 1)	2.1		9	2	0	0	0	1	0	0	0	0	0	22	34	0.00	1.286
30 Tyler Yates, R ERA: 4.66	(6, 1)	0.2		7	1	4	4	0	4	0	0	0	0	0	13	33	54.00	7.500
34 John Grabow, L ERA:	(6, 1)	0.1		2	1	0	0	0	0	0	0	0	0	0	3	5	0.00	3.000
Evan Meek, R ERA: 12.86	(7, 1)	1.0		5	1	2	2	0	1	0	0	0	0	1	15	20	18.00	2.000

PITCHER		IP	WLS	BF	H	R	ER	SO	BB	IBB	HBP	BLK	WP	HR	S	P	ERA	WHIP
55 Matt Capps, R ERA: 3.12	(8, 1)	1.0		4	1	0	0	1	0	0	0	0	0	0	8	13	0.00	1.000

Pittsburgh Pirates @ Chicago Cubs

Wrigley Field, Chicago, IL

Sun Apr 20 2008, 1:20 PM CDT

Att. 41,405 - Sunny - 48 F

TOP

livebaseballscorecards.com

Batter	1	2	3	4	5	6	7	8	9	AB	R	H	RBI	BB	SO	LOB
13 Nate McLouth, L (1, 8) OBP: 0.453, SLG: 0.658	B FF 89 F SI 90 F SI 89 B FF 91 X FS 81 2-2 G5-3 12 1B 1B		C SI 92 B FS 82 F SI 89 F SL 84 B SI 92 F FS 84 F FF 91 F FF 91 X FF 91 2-2 ③ F9		D FS 81 B SI 90 B SI 90 B SI 89 4-0 12 G5-3 1-2 2-3 3-H BB		C SI 90 B SI 91 H SI 91 2-1 12 FC4-6 1-2 HBP	S CH 83 B CH 83 F CH 83 B FF 90 F SL 88 X CH 84 2-2 ③ G3		3	0	1	1	1	0	2
12 Freddy Sanchez, R (1, 4) OBP: 0.262, SLG: 0.254	1 SAFE F SI 90 F SI 88 F SL 83 D SL 82 F SI 90 B FS 80 X SL 84 2-2 G5-3 1-2 1B			B SI 88 F SI 89 X SI 88 1-1 ① F9	F SI 91 X SL 84 0-1 ② G5-3 1-2 2-3 3-H		B SI 92 X CH 86 1-0 ① FC4-6 1-2f 2-3		C FF 88 X FF 90 0-1 ① G1-3	5	0	1	1	0	0	4
Jason Bay, R (1, 7) OBP: 0.421, SLG: 0.433	D SL 84 C SI 90 C SI 90 F SL 84 X FS 82 1-2 ①② G5-3 1-2 2-3f			S SL 84 X SL 84 0-1 ② G5-3	D SL 85 B SI 91 D SL 84 B SI 90 4-0 BB		C CH 86 B CH 86 B SI 91 B CH 86 X SI 90 3-1 ② P6		C SL 86 B SL 85 B SL 86 B FF 89 B FF 87 4-1 26 2B BB	3	1	0	0	2	0	4
25 Adam LaRoche, L (1, 3) OBP: 0.220, SLG: 0.208 32 Phil Dumatrait, R (7, 1) 26 Ronny Paulino, R (9, PH) OBP: 0.367, SLG: 0.346	C SI 90 B SL 84 X FS 82 1-1 ③ G3-1			B FS 81 F FS 82 B SI 90 C FS 82 X FS 82 2-2 ③ G3	B FS 81 C SI 90 C SL 84 F FS 82 F FS 82 S SL 84 1-3 ③ K		F SI 90 B SL 85 F SI 91 B SI 91 F SL 85 F SI 91 C SI 91 2-3 ③ K		B SL 85 C FF 88 B CH 84 X SL 86 2-1 G6-3 1-H 2B	4 0 1	0 0 0	0 0 1	0 0 1	0 0 0	2 0 0	6 0 0
Xavier Nady, R (1, 9) OBP: 0.385, SLG: 0.563		C SL 82 X SI 90 0-1 ① G4-3			C SI 89 X FS 80 0-1 ① 19 2B 16 1B 1B	C SI 90 F SI 91 B SI 91 S SI 91 1-3 ① K		S SL 84 B FF 90 F FF 89 B FF 90 F CH 86 F CH 82 D SL 85 X FF 90 3-2 ① L9	C SL 86 X FF 90 0-1 ② G6-3 2-3	5	1	1	0	0	1	1
41 Ryan Doumit, S (1, 2) OBP: 0.340, SLG: 0.580		C SI 91 C FS 82 B FS 82 B SI 91 B SL 85 X SI 92 3-2 ② G1-3			C SI 89 X SI 89 0-1 ① L7	B SI 90 B SL 87 X SI 90 2-0 HR		C CH 83 B CH 82 F SL 85 X FF 87 1-2 HR	C SL 86 S SL 86 D CU 74 F SL 86 S CU 73 1-3 ③ K	5	2	2	2	0	1	2
19 José Bautista, R (1, 5) OBP: 0.239, SLG: 0.308		F SI 91 B SI 91 B SL 85 C SI 91 S SL 84 2-3 ③ K2-3			D SL 84 C SI 90 D FS 81 B SL 84 F SI 89 F SI 90 F SI 90 X SI 90 3-2 16 1B 13 BB 1-3 2B	S FF 91 B SL 85 C FF 92 B FF 91 F SI 90 C SI 91 2-3 ② K		B SL 85 B SL 85 B FF 91 B FF 90 4-0 10 E BB		3	1	1	0	1	2	0
10 Brian Bixler, R (1, 6) OBP: 0.200, SLG: 0.208		C SI 90 F SL 83 S SL 84 0-3 ① K			C SL 84 B SI 90 F SL 84 F SL 83 H SI 90 2-2 13 BB 16 1B 12 G5-3 HBP	C SI 91 F SI 90 C SI 90 0-3 ③ K		B FF 91 C FF 88 X SL 87 1-1 FC1 1-2		3	1	0	0	0	2	1
57 Zach Duke, L (1, 1) OBP: 0.125, SLG: 0.125 16 Doug Mientkiewicz, L (5, PH) OBP: 0.364, SLG: 0.296 52 Franquelis Osoria, R (5, 1) OBP: 0.500, SLG: 0.500 Damaso Marte, L (6, 1) Chris Gomez, R (7, PH) OBP: 0.321, SLG: 0.385 (7, 3)		C SI 90 X SI 91 0-1 ② G2-3			B SL 84 B SI 90 C SI 90 X SI 91 2-1 12 G5-3 13 BB 1-2 2-3 3-H 1B		C SI 90 B SL 86 X SI 91 1-1 12 FC4-6 13 HBP 1B	B CH 86 X FF 90 1-0 ② F7		1 1 0 0 2	0 0 0 0 0	0 1 0 0 1	0 1 0 0 0	0 0 0 0 0	0 0 0 0 2	0 0 0 0 2

Inning Stats	1	2	3	4	5	6	7	8	9
	R: 0 E: 0 K: 0 S: 14	R: 0 E: 0 K: 1 S: 8	R: 0 E: 0 K: 1 S: 12	R: 0 E: 0 K: 0 S: 7	R: 3 E: 0 K: 1 S: 21	R: 1 E: 0 K: 3 S: 11	R: 0 E: 0 K: 1 S: 11	R: 1 E: 1 K: 0 S: 15	R: 1 E: 0 K: 1 S: 11
	H: 2 LOB: 1 BB: 0 P: 20	H: 0 LOB: 0 BB: 0 P: 13	H: 0 LOB: 0 BB: 0 P: 14	H: 0 LOB: 0 BB: 0 P: 10	H: 3 LOB: 3 BB: 2 P: 37	H: 1 LOB: 0 BB: 0 P: 16	H: 1 LOB: 2 BB: 0 P: 20	H: 1 LOB: 2 BB: 1 P: 27	H: 1 LOB: 1 BB: 1 P: 18

AB	36
R	6
H	9
RBI	6
BB	4
SO	8
LOB	22

	1B: 5	SF: 0	WP: 0	PA: 42
	2B: 2	SAC: 0	PB: 0	
	3B: 0	DP: 1	SB: 0	
	HR: 2	HBP: 2	CS: 0	

PITCHER		IP	WLS	BF	H	R	ER	SO	BB	IBB	HBP	BLK	WP	HR	S	P	ERA	WHIP
46 Ryan Dempster, R ERA: 3.0	(1, 1)	5.0	W	22	5	3	3	3	2	0	1	0	0	0	62	94	5.40	1.400
Bob Howry, R ERA: 7.2	(6, 1)	2.0		9	2	1	1	4	0	0	1	0	0	1	22	36	4.50	1.000
43 Michael Wuertz, R ERA: 4.35	(8, 1)	1.0		6	1	1	1	0	1	0	0	0	0	1	15	27	9.00	2.000
45 Sean Marshall, L ERA: 2.08	(9, 1)	1.0		5	1	1	1	1	1	0	0	0	0	0	11	18	9.00	2.000

PITCHER	IP	WLS	BF	H	R	ER	SO	BB	IBB	HBP	BLK	WP	HR	S	P	ERA	WHIP

Batter	1	2	3	4	5	6	7	8	9	AB	R	H	RBI	BB	SO	LOB
9 Reed Johnson, R (1, 8) OBP: 0.418, SLG: 0.417	C FF 88 X SI 88 0-1 2 1B 2B	B CU 75 C FF 89 B FF 86 X CH 83 2-1 ③ P4		B SI 88 B FF 86 H FF 85 3-0 2 2B HBP	B SI 86 C SL 74 X SL 75 1-1 2 1B 25 E 1-2 1B	B SI 91 C SI 92 F SL 84 X SL 79 1-2 ② F8	B FF 88 C SL 79 X SI 90 1-1 ③ L3			5	3	2	0	0	0	6
2 Ryan Theriot, R (1, 6) OBP: 0.408, SLG: 0.485	B SI 88 B SI 89 F SI 88 X FF 88 2-1 2-H 1B		X FF 85 0-0 25 1B 16 2B 2B	B CH 82 1 SAFE 1 SAFE X CH 81 1-0 25 S 19 G3 1-H 2B	L SI 89 X SI 89 0-1 ① 25 FC5-4 1-2 2-H 1B	B SI 92 B SI 93 C SI 92 B SL 83 B SI 92 4-1 25 1B 16 1B 1-2 2-3 BB		C SL 78 B SL 78 C SI 88 F SL 79 B SI 90 B SI 89 S SI 88 3-3 ① K		5	3	4	2	1	1	0
25 Derrek Lee, R (1, 3) OBP: 0.419, SLG: 0.714 33 Daryle Ward, L (8, 3) OBP: 0.353, SLG: 0.333	D SI 90 F SI 90 X FF 89 1-1 ① G5-3		B CH 82 S FF 88 B SL 85 S FF 89 X FF 89 2-2 16 2B 19 G6-3 2-3 1B	B CU 74 B CU 74 F SL 85 B FF 88 B CH 82 4-1 19 G3 16 HBP 2-3 BB	B CH 82 B SI 87 C SL 76 S SL 77 F SL 76 X SI 88 2-2 ② FC5-4 16 HR 1-2f 2-H	B SI 92 C SL 82 S SL 83 B SL 79 B SL 83 X SI 92 3-2 19 FC5 16 1B 1-2 2-H 3-H 1B		B SI 89 C SI 89 C SI 90 F SI 90 F SL 80 B SI 90 B SL 79 B SI 89 4-2 16 1B BB		4 0	2 0	2 0	2 1	1 0	0 0	2 0
16 Aramis Ramirez, R (1, 5) OBP: 0.393, SLG: 0.522	F CH 83 F SI 89 B FF 88 X CU 74 1-2 ② G5-3		B CU 74 X FF 88 1-0 19 G6-3 1-3 3-H 2B	F SI 89 H FF 88 1-1 19 G3 1-2 HBP	F SI 86 B SI 87 C SL 75 X SL 76 1-2 1-H HR	C SL 82 S SL 79 X SL 80 0-2 19 FC5 1-2 2-H 1B		X SI 89 0-0 19 G6-4-3 1-2 1B		5	1	4	4	0	0	1
19 Matt Murton, R (1, 7) OBP: 0.125, SLG: 0.125	X SI 89 0-0 ③ G1-3		B CU 74 B CU 73 C FF 84 B SI 88 X FF 87 3-1 ① G6-3 2-3 3-H	C CU 72 D CU 73 C SI 87 X SI 89 1-2 ② G3 1-2 2-3 3-H	X SI 88 0-0 1B	B SI 90 X SL 82 1-0 ③ FC5 1-2 2-3f		X SL 79 0-0 ②③ G6-4-3 1-2f		6	0	1	2	0	0	8
Mark DeRosa, R (1, 9) OBP: 0.425, SLG: 0.550		B CU 73 B FF 88 X SI 88 2-0 18 FC1-5 1B 1B	B CH 82 X CH 82 1-0 ② G1-3	B CU 72 F FF 85 X SI 88 1-1 ③ F9	B SI 85 B SL 75 X SI 86 2-0 ③ F8		B SI 88 B SI 88 B SI 88 C SI 87 B SI 88 4-1 BB BB			4	0	1	0	1	0	4
18 Geovany Soto, R (1, 2) OBP: 0.437, SLG: 0.569 Henry Blanco, R (7, 2) OBP: 0.385, SLG: 0.333		X SI 88 0-0 46 SH1-4 FC1-5 1-2 1B	B CH 82 B FF 85 S CH 82 B CH 83 B FF 88 4-1 FC6-4 BB		B SI 88 C SI 88 S SL 77 F SI 88 X SI 89 2-2 2B 1B	B SI 90 B SI 90 C SI 90 B SL 80 B SI 91 4-1 2 BB 25 1B 1B BB	B FF 88 B FF 88 B FF 87 B SI 88 4-0 1-2 BB			2 0	2 0	2 0	0 1	2 0	0 0
Ronny Cedeno, R (1, 4) OBP: 0.435, SLG: 0.450		C SI 89 X CH 82 0-1 ① FC1-5 46 SH1-4 1-2 2-3f	B SL 85 X SI 87 1-0 ③ FC6-4 1-2f		L SI 86 L SI 88 F SL 77 B SI 87 F SI 87 F CH 85 B SI 87 X SI 88 2-2 17 E 1-H 2B	B CH 89 S SI 90 B SL 82 F SI 91 F SL 82 B SL 82 F SI 92 F SI 91 X SI 91 3-2 2 BB 25 1B 1-2 1B	B SL 78 B SI 88 C FF 88 C FF 88 S SL 81 2-3 ① K			5	2	2	1	0	1	6
46 Ryan Dempster, R (1, 1) OBP: 0.167, SLG: 0.167 17 Mike Fontenot, L (5, PH) OBP: 0.226, SLG: 0.387 Bob Howry, L (6, 1) 20 Felix Pie, L (7, PH) OBP: 0.200, SLG: 0.143 43 Michael Wuertz, R (8, 1) 45 Sean Marshall, L (9, 1)		B FF 88 X SI 89 1-0 ② SH1-4 1-2 2-3		B FF 88 X FF 87 1-0 ① G6-3	S SI 89 S CH 81 X CH 83 0-2 E3 9 1B 2 1B 2-H	L SI 90 L SI 90 L SI 91 0-3 ① K	C SL 79 B FF 89 S SL 82 B FF 90 C FF 89 2-3 ② K			1 1 1 1 0 0	0 0 0 0 0 0	0 0 0 0 0 0	0 0 1 1 0 0	0 0 0 0 0 0	0 0 1 1 0 0	0 0 2 2 0 0
Inning Stats	R: 1 E: 0 K: 0 S: 10 H: 2 LOB: 1 BB: 0 P: 14	R: 0 E: 0 K: 0 S: 7 H: 2 LOB: 2 BB: 0 P: 12	R: 2 E: 0 K: 0 S: 10 H: 3 LOB: 2 BB: 1 P: 22	R: 2 E: 0 K: 0 S: 9 H: 1 LOB: 2 BB: 1 P: 21	R: 5 E: 2 K: 0 S: 25 H: 6 LOB: 1 BB: 0 P: 35	R: 3 E: 0 K: 1 S: 21 H: 3 LOB: 2 BB: 2 P: 37	R: 0 E: 0 K: 2 S: 9 H: 0 LOB: 2 BB: 2 P: 22	R: 0 E: 0 K: 1 S: 10 H: 1 LOB: 1 BB: 1 P: 17		1B: 12 2B: 5 3B: 0 HR: 1 SF: 0 SAC: 1 DP: 1 HBP: 2			WP: 0 PB: 0 SB: 1 CS: 0 PA: 50	

PITCHER		IP	WLS	BF	H	R	ER	SO	BB	IBB	HBP	BLK	WP	HR	S	P	ERA	WHIP
57 Zach Duke, L ERA: 4.37	(1, 1)	4.0	L	24	8	5	5	0	2	0	2	0	0	0	36	69	11.25	2.500
52 Franquelis Osoria, R ERA: 7.43	(5, 1)	1.0		9	6	5	5	0	0	0	0	0	0	1	25	35	45.00	6.000
Damaso Marte, L ERA: 11.05	(6, 1)	1.0		8	3	3	3	1	2	0	0	0	0	0	21	37	27.00	5.000
32 Phil Dumatrait, L ERA: 3.68	(7, 1)	2.0		9	1	0	0	3	3	0	0	0	0	0	19	39	0.00	2.000

PITCHER	IP	WLS	BF	H	R	ER	SO	BB	IBB	HBP	BLK	WP	HR	S	P	ERA	WHIP

BOTTOM

Pittsburgh Pirates @ Chicago Cubs

Wrigley Field, Chicago, IL

Sun Apr 20 2008, 1:20 PM CDT

Att. 41,405 - Sunny - 48 F

livebaseballscorecards.com

AB	40
R	13
H	18
RBI	11
BB	7
SO	4
LOB	31

New York Mets @ Chicago Cubs

Wrigley Field, Chicago, IL

Mon Apr 21 2008, 6:05 PM CDT

Att. 40,582 - Clear - 59 F

TOP

livebaseballscorecards.com

Batter	1	2	3	4	5	6	7	8	9	AB	R	H	RBI	BB	SO	LOB
7 José Reyes, S (1, 6) OBP: 0.320, SLG: 0.493	C SI 91 B SI 94 B SI 91 C SI 94 X SI 94 2-2 1 G3 1B		B FF 88 C SI 90 F SI 94 B FF 94 X FS 87 2-2 ③ G4-3			F SI 91 S SI 92 X SI 93 0-2 ① ② G6-3 1-2f 3-H		B SL 80 X FF 94 1-0 ③ F7		4	0	1	0	0	0	1
1 Luis Castillo, S (1, 4) OBP: 0.338, SLG: 0.250	1 SAFE C FF 90 F FF 90 1 SAFE F FS 84 B SI 93 1 SAFE X FS 82 1-2 ① G3 1-2			B FF 88 B SI 90 B FF 89 C FF 88 B SI 90 4-1 5 G5-4-3 BB		C FF 92 C SI 93 B FS 87 B FF 91 F FF 91 X SI 94 2-2 5 S 1B			C FF 94 X SL 89 0-1 ① G3	3	0	1	0	1	0	1
5 David Wright, R (1, 5) OBP: 0.464, SLG: 0.701	T SI 93 B FF 91 B FF 92 B SL 83 C SI 94 C SI 95 3-3 ② K			B SI 90 1 SAFE 1 SAFE X SI 91 1-0 ① ② G5-4-3 1-2f		B SL 83 C SI 93 F FF 94 B SI 95 B SL 83 B SL 82 4-2 1-2 BB			B FF 95 X FF 95 1-0 ② F9	3	0	0	0	1	1	2
15 Carlos Beltrán, S (1, 8) OBP: 0.364, SLG: 0.381	B FF 91 C FF 92 S FS 86 B SI 95 X FS 86 2-2 ③ G6-3			B FS 85 F FS 85 B FF 91 B SI 92 X FF 92 3-1 ③ P5		X FF 91 0-0 ③ F7			B FF 96 X FF 94 1-0 ③ F7	4	0	0	0	0	0	3
21 Carlos Delgado, L (1, 3) OBP: 0.313, SLG: 0.294		C FF 90 S SL 82 X SI 94 0-2 ① G5-3			F SI 90 S FF 89 B SI 91 B CU 64 B SI 93 X SI 93 3-2 19 FC4-6 1B		B FS 87 B FF 89 F FF 91 F SI 91 X FS 84 2-2 ① G3-1			3	0	1	0	0	0	0
19 Ryan Church, L (1, 9) OBP: 0.397, SLG: 0.451		B FS 83 B FF 93 X FF 91 2-0 30 CS 1B			B SI 91 X FF 90 1-0 ① FC4-6 30 G4-3-6 1-2f		B FS 82 S FF 90 S SI 90 F SI 92 X FS 86 1-2 ② G3-1			3	0	1	0	0	0	1
30 Raul Casanova, S (1, 2) OBP: 0.250, SLG: 0.267		B SI 89 S FF 90 1 SAFE B SI 89 B FF 91 F FF 92 T SI 93 3-2 ② ③ K 1-2			B FF 89 X SI 91 1-0 ② ③ G4-3-6 1-2f		S FF 90 S FF 92 T FF 93 0-2 ③ K			3	0	0	0	0	2	2
Endy Chavez, L (1, 7) OBP: 0.278, SLG: 0.250			X SI 90 0-0 ① F8			C FF 87 C FF 89 B SI 92 B FS 86 F FF 92 X SI 92 2-2 33 SH 7 G6-3 2B		C SL 83 F FF 93 X SL 82 0-2 ① F9		3	1	1	0	0	0	0
33 John Maine, R (1, 1) Duaner Sanchez, R (7, 1) 9 Marlon Anderson, L (8, PH) OBP: 0.067, SLG: 0.067 Aaron Heilman, R (8, 1) Jorge Sosa, R (8, 1)			B SI 89 C SI 90 C SI 92 S FF 92 1-3 ② K			X FS 86 0-0 SH 7 G6-3 2-3		F FF 94 F FF 96 B FF 93 C SL 81 1-3 ② K		1 0 1 0 0	0 0 0 0 0	0 0 0 0 0	0 0 0 0 0	1 0 1 0 0	0 0 0 0 0	0 0 0 0 0
Inning Stats	R: 0 E: 0 K: 1 S: 13 H: 1 LOB: 1 BB: 0 P: 21	R: 0 E: 0 K: 1 S: 7 H: 1 LOB: 1 BB: 0 P: 12	R: 0 E: 0 K: 1 S: 7 H: 0 LOB: 0 BB: 0 P: 10	R: 0 E: 0 K: 0 S: 4 H: 0 LOB: 0 BB: 1 P: 12	R: 0 E: 0 K: 0 S: 5 H: 1 LOB: 0 BB: 0 P: 10	R: 1 E: 0 K: 0 S: 15 H: 2 LOB: 2 BB: 1 P: 23	R: 0 E: 0 K: 1 S: 10 H: 0 LOB: 0 BB: 0 P: 13	R: 0 E: 0 K: 1 S: 7 H: 0 LOB: 0 BB: 0 P: 9	R: 0 E: 0 K: 0 S: 4 H: 0 LOB: 0 BB: 0 P: 6	1B: 4 2B: 2 3B: 0 HR: 0 SF: 0 SAC: 1 DP: 4 HBP: 0						

AB	28
R	1
H	5
RBI	0
BB	2
SO	5
LOB	10

WP: 0 PB: 0 SB: 1 CS: 1 PA: 31

PITCHER		IP	WLS	BF	H	R	ER	SO	BB	IBB	HBP	BLK	WP	HR	S	P	ERA	WHIP
38 Carlos Zambrano, R ERA: 2.67	(1, 1)	7.0	W	25	5	1	1	4	2	0	0	0	0	0	61	101	1.29	1.000
49 Carlos Marmol, R ERA: 2.03	(8, 1)	1.0	H	3	0	0	0	1	0	0	0	0	0	0	7	9	0.00	0.000
34 Kerry Wood, R ERA: 3.27	(9, 1)	1.0		3	0	0	0	0	0	0	0	0	0	0	4	6	0.00	0.000

PITCHER	IP	WLS	BF	H	R	ER	SO	BB	IBB	HBP	BLK	WP	HR	S	P	ERA	WHIP

New York Mets @ Chicago Cubs

Wrigley Field, Chicago, IL

Mon Apr 21 2008, 6:05 PM CDT

Att. 40,582 - Clear - 59 F

livebaseballscorecards.com

BOTTOM

Batter	1	2	3	4	5	6	7	8	9	AB	R	H	RBI	BB	SO	LOB
9 Reed Johnson, R (1, 8) (8, 7) OBP: 0.417, SLG: 0.404	B SI 91 C F SI 93 F FF 95 X SI 94 2-2 17 CS 1B		B FF 94 H FF 93 2-0 HBP		C FF 93 C SL 86 B SI 88 B FF 94 X SI 95 2-2 ② F9		D CH 82 C FC 85 S CH 81 B CU 77 F FF 92 X CH 81 2-2 ② G5-3	B FF 92 B SI 92 C SI 93 B SI 92 C SI 92 F SI 93 X SI 93 3-2 ③ G5-3		4	0	1	0	0	0	1
17 Mike Fontenot, L (1, 4) OBP: 0.229, SLG: 0.353 49 Carlos Marmol, R (8, 1) 34 Kerry Wood, R (9, 1)	F SI 93 B FF 93 B CH 83 1 SAFE 1 SAFE T SI 91 S CH 85 2-3 ①② K 1-2		B FF 93 F FF 94 X CH 83 1-1 ③ G4-3		B SI 94 B SI 94 B FF 94 B SI 94 4-0 25 FC5-4 BB		B CH 82 C FC 88 B SI 91 X CH 79 2-1 ③ G4-3			3 0 0	0 0 0	0 0 0	0 0 0	1 0 0	1 0 0	3 0 0
25 Derrek Lee, R (1, 3) OBP: 0.411, SLG: 0.691	F FF 94 X FF 94 0-1 ③ F9			C CH 81 X SI 94 0-1 16 HR 1B	B CH 85 C SI 86 B FF 94 C SI 94 X SI 87 2-2 ③ FC5-4 1-2f			S CH 83 X SI 92 0-1 E6 1 1B 16 HBP 1B		4	2	1	0	0	0	1
16 Aramis Ramirez, R (1, 5) OBP: 0.409, SLG: 0.563		F FF 92 B CH 84 B CH 85 F SI 94 B SI 94 B SI 95 4-2 BB		X SI 94 0-0 1-H HR		B CH 83 X CH 84 1-0 ① G5-3		B CH 84 T CH 84 D CH 83 H CH 83 3-1 1 1B 1-2 1B HBP		2	2	1	2	1	0	0
1 Kosuke Fukudome, L (1, 9) OBP: 0.444, SLG: 0.463		B FF 94 C SI 94 D CH 86 X FF 94 2-1 ① F8		F CH 85 B CH 85 C FF 93 F FF 86 F FF 93 X FF 94 1-2 ① G6-3		C CH 84 B FF 94 B CH 86 C FF 93 B FF 94 F FF 93 F FF 93 F FF 93 X FF 92 3-2 18 WP 1B			B SI 94 B CH 83 C SI 93 C SI 93 F SI 95 F CH 84 F SI 95 F SI 94 F CH 84 2-2 X SI 94 1-2 2-3 20 HR 1B 1B	4	1	2	0	0	0	1
Mark DeRosa, R (1, 7) (8, 4) OBP: 0.416, SLG: 0.531		C SI 94 S FF 94 B FF 96 X FF 95 1-2 ② P3		B FF 94 F SI 87 X CH 86 1-1 1B		1 SAFE F SI 92 S FF 93 B SI 92 B CH 85 1 SAFE S FF 92 2-3 ② K		B CH 85 F SI 94 S SI 92 S SI 93 1-3 ① K		4	0	1	0	0	2	5
18 Geovany Soto, R (1, 2) OBP: 0.413, SLG: 0.532		B SI 95 F FF 94 B SI 95 B CH 85 X FF 94 3-1 ③ G2-3		C SI 94 D CH 85 S CH 85 B FF 94 S FF 95 2-3 ② K		B FF 92 1 SAFE F SI 92 B CH 84 F CH 84 C FF 94 2-3 ③ K 1-2		S CH 84 S CH 85 X SI 92 0-2 ② F4		4	0	0	0	0	2	6
Ronny Cedeno, R (1, 6) OBP: 0.407, SLG: 0.417			B FF 91 F FF 93 C CH 85 B FF 95 X FF 94 2-2 ① G4-3	B SI 94 B CH 85 X CH 85 2-0 ③ F7			C FC 85 C CH 80 B SI 91 X CH 80 1-2 E5 33 G5-3	C SI 88 B CH 85 S SI 93 F SI 94 F CH 84 F SI 95 X SI 93 1-2 1-2 2-H 3-H 20 HR 1B		4	1	1	2	0	0	1
38 Carlos Zambrano, S (1, 1) OBP: 0.214, SLG: 0.286 33 Daryle Ward, L (7, PH) OBP: 0.333, SLG: 0.308 20 Felix Pie, L (8, 8) OBP: 0.226, SLG: 0.276			T SI 94 S CH 85 B SI 96 S SI 86 1-3 ② K		S SI 93 B FF 94 S FF 94 B FF 94 F FF 94 B SI 94 F FF 94 S FF 93 3-3 ① K		F CH 78 C CH 81 X SI 89 0-2 ① G5-3 1-2	B CH 84 B FF 91 X SI 91 2-0 1-H 2-H HR		2 1 1	0 0 1	0 0 1	0 0 3	0 0 0	2 0 0	0 1 0
Inning Stats	R: 0 E: 0 K: 1 S: 9 H: 1 LOB: 0 BB: 0 P: 13	R: 0 E: 0 K: 0 S: 9 H: 0 LOB: 1 BB: 1 P: 19	R: 0 E: 0 K: 1 S: 8 H: 0 LOB: 1 BB: 0 P: 14	R: 2 E: 0 K: 1 S: 14 H: 3 LOB: 1 BB: 0 P: 20	R: 0 E: 0 K: 1 S: 11 H: 0 LOB: 1 BB: 1 P: 22	R: 0 E: 0 K: 2 S: 13 H: 1 LOB: 1 BB: 0 P: 21	R: 0 E: 1 K: 0 S: 12 H: 0 LOB: 1 BB: 0 P: 17	R: 5 E: 1 K: 1 S: 28 H: 3 LOB: 0 BB: 0 P: 40		1B: 6 2B: 0 3B: 0 HR: 2	SF: 0 SAC: 0 DP: 0 HBP: 2		WP: 1 PB: 0 SB: 0 CS: 1	PA: 37		

	AB	33
	R	7
	H	8
	RBI	7
	BB	2
	SO	7
	LOB	19

PITCHER		IP	WLS	BF	H	R	ER	SO	BB	IBB	HBP	BLK	WP	HR	S	P	ERA	WHIP
33 John Maine, R ERA: 3.57	(1, 1)	6.0	L	25	5	2	2	6	2	0	1	0	1	1	64	109	3.00	1.167
Duaner Sanchez, R ERA:	(7, 1)	1.0		4	0	0	0	0	0	0	0	0	0	0	12	17	0.00	0.000
Aaron Heilman, R ERA: 4.97	(8, 1)	0.2		6	2	4	1	1	0	0	1	0	0	0	23	30	13.50	3.000
Jorge Sosa, R ERA: 5.25	(8, 1)	0.1		2	1	1	0	0	0	0	0	0	0	1	5	10	0.00	3.000

PITCHER	IP	WLS	BF	H	R	ER	SO	BB	IBB	HBP	BLK	WP	HR	S	P	ERA	WHIP

New York Mets @ Chicago Cubs

Wrigley Field, Chicago, IL

Tue Apr 22 2008, 1:20 PM CDT

Att. 40,503 - Cloudy - 68 F

livebaseballscorecards.com

TOP

Batter	1	2	3	4	5	6	7	8	9	AB	R	H	RBI	BB	SO	LOB
7 José Reyes, S (1, 6) OBP: 0.313, SLG: 0.467	G4-3			K	BB		G4-3		G3-1	4	0	0	0	1	1	2
16 Ángel Pagán, S (1, 9) OBP: 0.373, SLG: 0.415	K			15 BB 2B	P4		G4-3			4	0	1	0	0	1	2
5 David Wright, R (1, 5) OBP: 0.455, SLG: 0.671	F9			15 BB BB		G6-3		F8		3	0	0	0	1	0	0
15 Carlos Beltrán, S (1, 8) OBP: 0.370, SLG: 0.369		F7		1-2 2-3 BB		1B 21 1B 44 FC4-6 BB		K		2	1	0	0	2	1	0
21 Carlos Delgado, L (1, 3) OBP: 0.310, SLG: 0.292		K		P6		44 FC4-6 1B 1-2		K		4	0	1	0	0	2	3
Damion Easley, R (1, 4) OBP: 0.313, SLG: 0.310		P3		P4		44 FC4-6 1-2 2-3 1B			G6-3	4	0	1	0	0	0	3
44 Brady Clark, R (1, 7) OBP: 0.400, SLG: 0.250			F9		30 G5-3 1B	FC4-6 30 FC6-4 1-2f 2-3 3-H			FC3-6 30 1B BB	3	0	1	1	0	0	2
Joe Smith, R (6, 1)										0	0	0	0	0	0	0
25 Pedro Feliciano, L (7, 1)										0	0	0	0	0	0	0
Jorge Sosa, R (7, 1)										0	0	0	0	0	0	0
9 Marlon Anderson, L (9, PH) OBP: 0.125, SLG: 0.067										0	0	0	0	1	0	0
30 Raul Casanova, S (1, 2) OBP: 0.250, SLG: 0.263			F8		G5-3 1-2	FC6-4 1-2f			FC3-6 1-2 1B	4	0	1	0	0	0	3
Nelson Figueroa, R (1, 1)							L6			2	0	0	0	0	1	1
Scott Schoeneweis, L (6, 1)										0	0	0	0	0	0	0
Endy Chavez, L (6, 7) OBP: 0.250, SLG: 0.222			K		G6-3				FC3-6 1-2f 2-3	2	0	0	0	0	0	2

AB	32
R	1
H	5
RBI	1
BB	5
SO	6
LOB	18

Inning Stats	1	2	3	4	5	6	7	8	9
	R: 0 E: 0 K: 1 S: 11	H: 0 LOB: 0 BB: 0 P: 17	R: 0 E: 0 K: 1 S: 7	H: 0 LOB: 0 BB: 0 P: 11	R: 0 E: 0 K: 1 S: 7	H: 0 LOB: 0 BB: 0 P: 11	R: 0 E: 0 K: 1 S: 13	H: 1 LOB: 3 BB: 2 P: 25	R: 0 E: 0 K: 0 S: 11	H: 1 LOB: 2 BB: 1 P: 18	R: 1 E: 0 K: 0 S: 15	H: 2 LOB: 2 BB: 1 P: 25	R: 0 E: 0 K: 0 S: 7	H: 0 LOB: 0 BB: 0 P: 10	R: 0 E: 0 K: 2 S: 11	H: 0 LOB: 0 BB: 0 P: 18	R: 0 E: 0 K: 0 S: 15	H: 1 LOB: 2 BB: 1 P: 22

1B: 4	SF: 0
2B: 1	SAC: 0
3B: 0	DP: 0
HR: 0	HBP: 0

WP: 0	PA: 37
PB: 0	
SB: 0	
CS: 0	

PITCHER		IP	WLS	BF	H	R	ER	SO	BB	IBB	HBP	BLK	WP	HR	S	P	ERA	WHIP
30 Ted Lilly, L ERA: 7.3	(1, 1)	6.0	W	26	4	1	1	4	4	0	0	0	0	0	64	107	1.50	1.333
Bob Howry, R ERA: 6.55	(7, 1)	1.0	H	3	0	0	0	0	0	0	0	0	0	0	7	10	0.00	0.000
49 Carlos Marmol, R ERA: 1.88	(8, 1)	1.0	H	3	0	0	0	2	0	0	0	0	0	0	11	18	0.00	0.000
22 Kevin Hart, R ERA: 3.29	(9, 1)	1.0		5	1	0	0	0	1	0	0	0	0	0	15	22	0.00	2.000

PITCHER		IP	WLS	BF	H	R	ER	SO	BB	IBB	HBP	BLK	WP	HR	S	P	ERA	WHIP

Batter	1	2	3	4	5	6	7	8	9	AB	R	H	RBI	BB	SO	LOB
9 Reed Johnson, R (1, 7) OBP: 0.415, SLG: 0.393	C FF 87 C CU 71 X SL 80 0-2 F8 ①		C FF 85 C CU 71 S FF 88 0-3 K ②	S CU 73 X CU 72 0-1 1-2 2-H 3-H 1B		B SI 89 C SI 90 D SL 81 B SI 90 B SI 90 4-1 20 G2-3 BB	B SI 94 F SI 94 B SL 87 C SL 86 F FF 94 F SL 86 X SI 94 2-2 P4 ③			4	0	1	2	1	1	3
20 Felix Pie, L (1, 8) OBP: 0.250, SLG: 0.294	B FF 86 F FS 81 F FF 86 X FF 88 1-2 P5 ②		C FS 79 X FF 88 0-1 1B	B CU 72 C CU 72 X FS 80 1-1 G3 ③		B SI 90 F SI 91 X SI 90 1-1 G2-3 ② 1-2 2-3		B FF 93 X SL 85 1-0 1 BB 25 1B FC6-2 1B		5	0	2	0	0	0	4
25 Derrek Lee, R (1, 3) OBP: 0.411, SLG: 0.671	B SL 82 S SL 79 B FF 87 C FF 89 B CU 74 X FF 87 3-2 G1-3 ③		C FS 82 B FF 87 B FF 88 X CU 73 2-1 F7 ③		B FF 86 C FF 88 C FF 88 B FF 89 B CU 72 B CU 71 4-2 F9 1 BB BB	C SL 81 X SI 90 0-1 F8 ③		B SL 86 F SL 87 X SI 93 1-1 FC6-2 1 BB 1-2 HR 1B		4	1	1	0	1	0	3
16 Aramis Ramirez, R (1, 5) OBP: 0.409, SLG: 0.547		B CU 71 F SL 78 B FF 85 S CU 72 B SL 79 B FF 87 4-2 1 1B BB	B FS 80 X CU 71 1-0 F7 ①		B CU 74 C FF 87 B CU 72 X SL 78 2-1 F9 ①		C SL 81 B SL 81 B SI 91 S SL 81 B SL 82 X SL 82 3-2 1 2B 1B 1B	X SL 85 0-0 F7 ①		4	1	1	0	1	0	3
1 Kosuke Fukudome, L (1, 9) OBP: 0.477, SLG: 0.500		S FF 85 B CU 72 X FS 81 1-1 BB 1-3 1B	B FS 79 B FF 86 X FS 80 2-0 2B 1B	1 SAFE B CU 71 B FF 85 B FF 85 B FF 85 4-0 1-2 BB		B FF 89 C SI 89 D CH 81 X SI 89 2-1 1B 19 1-3 FC3-2 2B	C FF 94 C SL 86 B SL 86 F FF 94 F SI 94 B SL 86 B SL 87 B SL 87 4-2 FC6-2 1-2 2-3 HR BB			3	2	3	0	2	0	0
Mark DeRosa, R (1, 4) OBP: 0.415, SLG: 0.515		B FF 87 B FF 86 C SL 81 S FF 87 B FF 87 F CU 73 B FF 88 4-2 G6-4-3 1-2 BB	1 SAFE B FF 85 X FF 87 1-0 F8 ② 2-3	C FF 87 B FF 87 S CU 72 X FF 86 1-2 F9 ②		S SI 91 B SL 82 C SI 91 F SI 91 X SL 83 1-2 19 FC3-2 18 WP 2-3 3-H 1B	X SI 95 0-0 FC6-2 ② 1-2 2-3 3-Hf HR BB			4	1	1	1	1	0	6
Ronny Cedeno, R (1, 6) OBP: 0.406, SLG: 0.552		C CU 74 F SL 79 F CU 73 C FF 89 0-3 K ①	F CU 72 X FF 87 0-1 30 1B 9 1B 1-H 2B	C CU 72 C SL 80 F CU 71 X SL 79 0-2 F9 ③		C SI 90 D SL 83 F SL 82 B SI 91 F SI 91 B SI 92 S SL 83 3-3 K ①	C SL 87 X SL 89 0-1 1-H 2-H 3-H HR			5	2	2	5	0	2	7
Henry Blanco, R (1, 2) OBP: 0.438, SLG: 0.357 33 Daryle Ward, L (7, PH) OBP: 0.333, SLG: 0.308 18 Geovany Soto, R (7, PH) OBP: 0.429, SLG: 0.540 (8, 2)		X CU 72 0-0 G6-4-3 ② ③ 1-2f	I IN 80 I IN 78 I IN 77 I IN 76 4-0 30 1B 9 1B IBB		C FF 85 B FF 85 B CU 72 X FF 85 2-1 20 G2-3 17 SH1-4 1B	B CU 75 B CH 75 I IN 62 I IN 63 4-0 19 FC3-2 1-2 IBB	B SI 94 B FF 94 C SI 93 X SI 92 2-1 1B			2 0 1	1 0 0	1 0 1	0 0 0	1 0 1	0 0 0	3 0 0
30 Ted Lilly, L (1, 1) OBP: 0.333, SLG: 0.200 17 Mike Fontenot, L (6, PH) OBP: 0.229, SLG: 0.353 Bob Howry, L (7, 1) 19 Matt Murton, R (7, PH) OBP: 0.111, SLG: 0.111 49 Carlos Marmol, R (8, 1) Jason Marquis, L (8, PH) OBP: 0.250, SLG: 0.500 22 Kevin Hart, R (9, 1)			B FF 86 X FF 86 1-0 P4 ①	C CU 73 B CU 76 X FF 86 1-1 9 1B 1-2 2-3 1B		I SAFE X SI 90 0-0 SH1-4 ① 1-2	B SL 87 B SL 87 C SL 85 C SL 86 F SL 86 X SI 93 2-2 FC3-2 ② 1-2 2-3 3-Hf	B FF 92 B FF 92 B SI 92 C SI 92 S FF 92 X SI 92 3-2 P6 ③		2 0 0 1 0 1 0	0 0 0 0 0 0 0	1 0 0 0 0 0 0	0 0 0 0 0 0 0	0 0 0 0 0 0 0	0 0 0 3 0 0 1	0 0 0 0 0 0 0
Inning Stats	R: 0 E: 0 K: 0 S: 9 H: 0 LOB: 0 BB: 0 P: 13	R: 0 E: 0 K: 1 S: 12 H: 1 LOB: 2 BB: 2 P: 21	R: 0 E: 0 K: 1 S: 8 H: 1 LOB: 1 BB: 0 P: 11	R: 3 E: 0 K: 0 S: 11 H: 4 LOB: 2 BB: 1 P: 21	R: 0 E: 0 K: 0 S: 11 H: 0 LOB: 2 BB: 2 P: 22	R: 0 E: 0 K: 0 S: 8 H: 1 LOB: 2 BB: 1 P: 15	R: 1 E: 0 K: 1 S: 22 H: 3 LOB: 3 BB: 1 P: 39	R: 4 E: 0 K: 0 S: 16 H: 4 LOB: 1 BB: 1 P: 27		1B: 11 2B: 2 3B: 0 HR: 1 SF: 0 SAC: 1 DP: 1 HBP: 0						

PITCHER		IP	WLS	BF	H	R	ER	SO	BB	IBB	HBP	BLK	WP	HR	S	P	ERA	WHIP
Nelson Figueroa, R ERA: 4.05	(1, 1)	5.0	L	26	7	3	3	2	4	1	0	0	0	0	53	92	5.40	2.200
Scott Schoeneweis, L ERA: 3.38	(6, 1)	0.2		3	0	0	0	0	1	0	0	0	0	0	4	9	0.00	1.500
Joe Smith, R ERA: 2.61	(6, 1)	0.2		5	3	1	1	1	0	0	0	0	0	0	15	24	13.50	4.500
25 Pedro Feliciano, L ERA: 2.08	(7, 1)	0.0		1	0	0	0	0	0	1	0	0	1	0	0	4	∞	∞
Jorge Sosa, R ERA: 7.24	(7, 1)	1.2		10	4	4	4	0	1	0	0	0	0	1	25	40	21.60	3.000

PITCHER	IP	WLS	BF	H	R	ER	SO	BB	IBB	HBP	BLK	WP	HR	S	P	ERA	WHIP

BOTTOM

New York Mets @ Chicago Cubs

Wrigley Field, Chicago, IL

Tue Apr 22 2008, 1:20 PM CDT

Att. 40,503 - Cloudy - 68 F

livebaseballscorecards.com

AB	36
R	8
H	14
RBI	8
BB	8
SO	3
LOB	33

WP: 1 PA: 45
PB: 0
SB: 0
CS: 0

Batter	1	2	3	4	5	6	7	8	9	10	AB	R	H	RBI	BB	SO	LOB
9 Reed Johnson, R (1, 8) (9, 7) OBP: 0.394, SLG: 0.361	C SI 92 B SI 90 X SI 90 1-1 F8 ①		C SI 91 F CH 82 B CU 74 B CU 71 F SI 93 X SI 93 2-2 G6-3 ①		B SI 90 X SI 90 1-0 F7 ①		B FF 89 H FF 88 2-0 2 1B 25 1B HBP	B SI 93 C SI 93 F SI 93 1 SAFE B SI 92 F SI 92 B CH 71 F SI 92 F SI 92 3-2 X SI 92 G4-3 ③ 1-2		B FF 89 B FF 92 C FC 92 B FF 92 X FC 92 3-1 F7 ②	5	1	0	0	0	0	3
2 Ryan Theriot, R (1, 6) OBP: 0.402, SLG: 0.473	B FF 93 X SI 92 1-0 G5-3 ②		C CU 72 X SI 93 0-1 G5-3 ②		B CH 80 C SI 89 F SI 90 B CU 76 X CU 71 2-2 G3-1 ②		C CH 87 X FF 90 0-1 16 S 25 1B 1-2 1B		C SL 80 X SL 80 0-1 F8 ①	C FF 91 X FC 92 0-1 1-2 2-H 1B	6	0	2	1	0	0	0
25 Derrek Lee, R (1, 3) OBP: 0.430, SLG: 0.700 20 Felix Pie, L (9, PR) OBP: 0.243, SLG: 0.286 (9, 8)	B FF 94 B SI 93 C SI 92 F SI 92 B SI 95 X SI 94 3-2 G4-3 ③		B CH 81 C SI 92 B SI 92 B CH 84 F SI 92 X SI 94 3-2 1B		C CU 71 X SI 92 0-1 16 2B 3B		X FF 91 0-0 L6-4 16 S 1-2 2-H 1B		B FF 90 B SL 79 X FF 91 2-0 16 HR 1B	F FF 91 F FF 94 C CU 80 0-3 ③	5 1	1 1	4 0	1 0	0 0	0 1	0 2
16 Aramis Ramirez, R (1, 5) OBP: 0.408, SLG: 0.588		B SI 90 B SI 92 X SI 90 2-0 L6 ①	C SI 93 B SI 94 B SI 94 C CU 74 X SI 94 2-2 P6 ③		F SI 93 B SI 93 S SI 93 X SI 94 1-2 3-H 2B		C FF 92 S CU 83 S CU 83 0-3 ① 1-2 2-3		C FF 90 B SI 90 S SL 80 1 SAFE X SL 78 1-2 1-H HR		5	1	2	3	0	1	3
1 Kosuke Fukudome, L (1, 9) OBP: 0.473, SLG: 0.514		B SI 92 B SI 91 X SI 91 2-0 SF8 3B		B SI 91 B CU 72 X SI 91 2-0 L8 ①	B SI 94 C CU 70 D CU 72 S CU 70 F SI 93 F SI 92 C CU 73 2-3 ③		I IN 77 I IN 76 I IN 80 I IN 82 4-0 IBB		B FF 91 X FF 91 1-0 L6 ②		4	1	1	0	1	1	2
Mark DeRosa, R (1, 7) OBP: 0.391, SLG: 0.486 (9, 3)		D CU 73 B CU 72 C SI 93 B SI 93 X SI 93 3-1 SF8 ② 3-H		C CH 79 X CH 82 0-1 F8 ②		B SI 89 B CH 79 S SI 89 B SI 88 C SI 89 S CU 73 3-3 K ①	C FF 93 D FF 92 B FF 93 X FF 92 2-1 ② 2-2 L6-4 ③		B FF 92 C SL 81 S FF 92 F FF 92 X SL 81 1-2 F8 ③		4	0	0	1	0	1	4
18 Geovany Soto, R (1, 2) OBP: 0.451, SLG: 0.618 17 Mike Fontenot, L (10, PR) OBP: 0.229, SLG: 0.353 Henry Blanco, R (10, 2) OBP: 0.438, SLG: 0.357		B SI 92 B CH 81 F SI 91 B SI 92 F SI 91 X SI 94 3-2 HR		B SI 93 B SI 92 B C SI 92 X SI 92 3-1 2B		C CU 72 B CH 83 F SI 92 F SI 92 B CU 72 B CU 73 X CU 73 3-2 1B		C SI 93 B SI 93 X CH 73 1-1 F8 ①	F FC 90 F SL 84 X SL 84 0-2 SH2-4 2 1B 1B	5 0 0	1 1 0	4 0 0	1 0 0	0 0 0	0 0 0	0 0 0
Ronny Cedeno, R (1, 4) OBP: 0.444, SLG: 0.563		B CU 73 B SI 92 C SI 91 X SI 89 2-1 1B		I I I I 4-0 IBB		C SI 89 F SI 90 T SI 91 0-2 ②		C SI 93 X SL 73 0-1 9 WP 1B	B FC 91 X FC 90 1-0 SH2-4 ① 1-2	3	0	2	0	1	1	1
53 Rich Hill, L (1, 1) 43 Michael Wuertz, R (8, 1) 45 Sean Marshall, L (8, 1) 32 Jon Lieber, L (8, 1) 19 Matt Murton, R (LAD: 5 G/0, BLG: 0, 0 SB) (8, PH) Bob Howry, L (8, 1) 34 Kerry Wood, R (8, 1) 33 Daryle Ward, L (10, PH) Mark Loretta: 1 AB, BLG: 0, 0 RBI Jason Marquis, L (10, PR) 49 Carlos Marmol, R (10, 1)		C SI 91 B SI 91 B SI 90 S SI 91 X SI 91 2-2 G4-3 ③		X SI 88 0-0 G4-3 ③		B SI 89 X SI 88 1-0 G4-3 ③		C SI 93 B SI 94 B CH 73 B SI 93 F SI 93 F SI 93 F S SI 93 3-3 K ②	I I IN 55 I IN 56 I IN 57 4-0 2 1B IBB	3 0 0 0 0 1 0 0 0 0 0	0 0 0 0 0 0 0 0 0 0 0	0 0 0 0 0 0 0 0 0 0 0	0 0 0 0 0 0 0 0 0 0 0	0 0 0 0 0 1 0 0 0 0 0	0 0 0 0 0 0 0 0 0 0 0	4 0 0 0 1 0 0 0 0 0 0
Inning Stats	R: 0 E: 0 K: 0 S: 6 H: 0 LOB: 0 BB: 0 P: 11	R: 2 E: 0 K: 0 S: 12 H: 3 LOB: 1 BB: 0 P: 26	R: 0 E: 0 K: 0 S: 12 H: 1 LOB: 1 BB: 0 P: 19	R: 0 E: 0 K: 0 S: 6 H: 1 LOB: 2 BB: 1 P: 15	R: 1 E: 0 K: 1 S: 14 H: 2 LOB: 1 BB: 0 P: 20	R: 0 E: 0 K: 2 S: 11 H: 1 LOB: 1 BB: 0 P: 18	R: 1 E: 0 K: 1 S: 8 H: 2 LOB: 2 BB: 1 P: 16	R: 0 E: 0 K: 1 S: 15 H: 1 LOB: 1 BB: 0 P: 22	R: 2 E: 0 K: 0 S: 11 H: 2 LOB: 1 BB: 0 P: 16	R: 1 E: 0 K: 1 S: 11 H: 2 LOB: 2 BB: 1 P: 19	1B: 9 2B: 3 3B: 2 HR: 2	SF: 1 SAC: 1 DP: 1 HBP: 1	WP: 1 PB: 0 SB: 2 CS: 0	PA: 48			

TOP

Chicago Cubs @ Colorado Rockies

Coors Field, Denver, CO

Wed Apr 23 2008, 6:35 PM MDT

Att. 36,864 - Cloudy - 72 F

livebaseballscorecards.com

AB	42
R	7
H	15
RBI	7
BB	3
SO	6
LOB	20

PITCHER		IP	WLS	BF	H	R	ER	SO	BB	IBB	HBP	BLK	WP	HR	S	P	ERA	WHIP
56 Franklin Morales, L ERA: 6.0	(1, 1)	6.0		27	8	3	3	3	0	1	0	0	0	1	61	109	4.50	1.333
23 Ryan Speier, R ERA: 2.25	(7, 1)	0.0		2	1	1	1	0	0	0	1	0	0	0	2	4	∞	∞
35 Taylor Buchholz, R ERA: 2.13	(7, 1)	1.0	H	4	1	0	0	1	0	1	0	0	0	0	6	12	0.00	1.000
40 Brian Fuentes, L ERA: 2.45	(8, 1)	1.0	H	4	1	0	0	1	0	0	0	0	1	0	15	22	0.00	1.000
60 Manny Corpas, R ERA: 7.5	(9, 1)	1.0	B	5	2	2	2	0	0	0	0	0	0	1	11	16	18.00	2.000

PITCHER		IP	WLS	BF	H	R	ER	SO	BB	IBB	HBP	BLK	WP	HR	S	P	ERA	WHIP
16 Kip Wells, R ERA: 2.12	(10, 1)	1.0	L	6	2	1	1	1	0	1	0	0	0	0	11	19	9.00	2.000

Chicago Cubs @ Colorado Rockies

Coors Field, Denver, CO

Wed Apr 23 2008, 6:35 PM MDT

Att. 36,864 - Cloudy - 72 F

livebaseballscorecards.com

BOTTOM

Batter	1	2	3	4	5	6	7	8	9	10	AB	R	H	RBI	BB	SO	LOB
19 Ryan Spilborghs, R (1, 8) OBP: 0.310, SLG: 0.462	C FF 88 F FF 89 X FF 90 0-2 F9 ①		C SL 76 B SL 76 C FF 87 X CU 70 1-2 G6-3 ②		F FF 88 S SL 77 X FF 87 0-2 G6-3 ③		C FC 87 X SL 80 0-1 G5-3 ①		X SL 96 0-0 1-H 3B		5	0	1	1	0	0	0
16 Kip Wells, R (10, 1)											0	0	0	0	0	0	0
12 Clint Barmes, R (1, 4) OBP: 0.385, SLG: 0.620	B SL 76 F FF 89 C FF 88 X CU 71 1-2 F9 ②		C FF 88 B FF 89 B CH 82 F FF 87 F CU 71 X FF 87 2-2 F8 ③			B B C X 2-1 HR	S SL 82 B SL 83 X FF 87 1-1 L7 ②		B SL 96 F SL 95 F SL 96 S CU 82 1-3 K ③		5	1	1	1	0	1	1
17 Todd Helton, L (1, 3) OBP: 0.371, SLG: 0.422	B CU 71 S FF 89 X FF 87 1-1 27 FC5 5 BB 1B			X SL 76 0-0 L9 ①		B B C B S B 4-2 5 1B 27 1B BB	F SL 79 B FC 87 B FF 87 C FF 86 X FC 87 2-2 F7 ③			B SL 84 C FF 95 B FF 95 C SL 82 F SL 83 F SL 82 F FF 95 X SL 82 2-2 F8 ①	4	1	1	0	1	0	0
5 Matt Holliday, R (1, 7) OBP: 0.432, SLG: 0.563	B CU 70 B FF 88 B FF 87 C FF 87 B FF 86 4-1 27 FC5 1-2 BB			F FF 88 C CH 84 B FF 89 F CU 71 B CU 70 B FF 88 F FF 87 B CU 70 4-2 2 S 27 1B BB		F X 0-1 27 1B 2 HR 1-2 1B		B SL 82 F FF 91 C FF 92 B SL 83 S FF 92 2-3 K ①		F SL 83 F FF 94 B FF 95 F SL 83 F FF 95 B FF 95 B SL 82 F SL 82 X SL 82 3-2 G3 ②	3	1	1	0	2	1	0
27 Garrett Atkins, R (1, 5) OBP: 0.344, SLG: 0.539	D CU 72 C FF 88 D CU 71 B SL 75 X FF 88 3-1 FC5 ③ 1-2 2-3f			B FF 88 X CH 82 1-0 1-2 1B		B B F S X 2-2 2 HR 1-2 2-H 1B		B FF 91 F FF 92 F FF 92 X SL 82 1-2 G6-3 ②		C SL 82 B FF 95 B SL 81 X SL 83 2-1 G1-3 ③	5	1	2	1	0	0	2
11 Brad Hawpe, L (1, 9) OBP: 0.390, SLG: 0.394		B FF 87 B SL 76 B FF 88 C FF 88 F FF 88 B FF 87 4-2 8 G5-4-3 BB		C SL 77 F CU 72 C CU 72 0-3 K ②		F B SI 87 D SL 86 S CU 73 S FF 87 2-3 K ①		X FF 92 0-0 G4-3 ③			3	0	0	0	1	2	4
2 Troy Tulowitzki, R (1, 6) OBP: 0.239, SLG: 0.274	C SL 78 1 SAFE B CH 82 B FF 88 X FF 87 2-1 F9 ①			C SL 77 B FF 87 C CU 70 F CU 71 X SI 87 1-2 L6 2-3		B SL 81 C FF 89 X SL 82 1-1 1-H 2-H HR			S SL 95 C FF 96 B CU 83 C CU 83 1-3 K ①		4	1	1	3	0	1	3
8 Yorvit Torrealba, R (1, 2) OBP: 0.267, SLG: 0.414	B CH 84 X FF 88 1-0 G5-4-3 ② ③ 1-2f				C CH 85 S SL 75 F FF 87 C CU 70 0-3 K ①	C FF 88 S SL 82 X SL 80 0-2 G6-3 ②			F SL 95 B SL 95 F SL 96 S CU 85 1-3 K ②		4	0	0	0	0	2	1
56 Franklin Morales, L (1, 1) OBP: 0.111, SLG: 0.111 Jayson Nix, R (6, PH) OBP: 0.244, SLG: 0.154 23 Ryan Speier, R (7, 1) 35 Taylor Buchholz, R (7, 1) 40 Brian Fuentes, L (8, 1) 60 Manny Corpas, R (9, 1) 22 Scott Podsednik, L (9, PH) OBP: 0.417, SLG: 0.222 (10, 8)			X CH 85 0-0 G4-3 ①		C SL 75 F FF 87 B CU 69 B CH 82 S SL 75 2-3 K2-3 ②	C SL 82 F FC 88 B FF 88 B FF 89 S SL 82 2-3 K ③			B FF 97 B FF 96 C FF 95 X FF 95 2-1 19 3B 1B		2 1 0 0 0 0 0 1	0 0 0 0 0 0 0 1	0 0 0 0 0 0 0 1	0 1 0 0 0 0 0 1	1 0 0 0 0 0 0 0	0 0 0 0 0 0 0 0	0 0 0 0 0 0 0 0
Inning Stats	R: 0 E: 0 K: 0 S: 11 H: 1 LOB: 2 BB: 1 P: 20	R: 0 E: 0 K: 0 S: 5 H: 0 LOB: 0 BB: 1 P: 12	R: 0 E: 0 K: 0 S: 8 H: 0 LOB: 0 BB: 0 P: 11	R: 0 E: 0 K: 1 S: 13 H: 1 LOB: 2 BB: 1 P: 19	R: 0 E: 0 K: 2 S: 10 H: 0 LOB: 0 BB: 0 P: 12	R: 5 E: 0 K: 2 S: 20 H: 4 LOB: 0 BB: 1 P: 33	R: 0 E: 0 K: 0 S: 7 H: 0 LOB: 0 BB: 0 P: 10	R: 0 E: 0 K: 1 S: 7 H: 0 LOB: 0 BB: 0 P: 10	R: 1 E: 0 K: 3 S: 12 H: 2 LOB: 1 BB: 0 P: 17	R: 0 E: 0 K: 0 S: 14 H: 0 LOB: 0 BB: 0 P: 21	1B: 5 2B: 0 3B: 1 HR: 2	SF: 0 SAC: 0 DP: 1 HBP: 0	WP: 0 PB: 0 SB: 1 CS: 0	PA: 41			

AB	37
R	6
H	8
RBI	6
BB	4
SO	9
LOB	11

PITCHER		IP	WLS	BF	H	R	ER	SO	BB	IBB	HBP	BLK	WP	HR	S	P	ERA	WHIP
53 Rich Hill, L ERA: 3.79	(1, 1)	5.0		21	3	2	2	3	4	0	0	0	0	1	51	84	3.60	1.400
43 Michael Wuertz, R ERA: 6.1	(6, 1)	0.0		2	2	0	0	0	0	0	0	0	0	0	5	7	∞	∞
45 Sean Marshall, L ERA: 1.93	(6, 1)	0.1	H	1	0	0	0	1	0	0	0	0	0	0	3	5	0.00	0.000
32 Jon Lieber, R ERA: 2.13	(6, 1)	1.2	B	6	1	3	3	1	0	0	0	0	0	1	15	21	16.20	0.600
Bob Howry, R ERA: 6.0	(8, 1)	1.0		3	0	0	0	1	0	0	0	0	0	0	7	10	0.00	0.000

PITCHER		IP	WLS	BF	H	R	ER	SO	BB	IBB	HBP	BLK	WP	HR	S	P	ERA	WHIP
34 Kerry Wood, R ERA: 3.75	(9, 1)	1.0	W	5	2	1	1	3	0	0	0	0	0	0	12	17	9.00	2.000
49 Carlos Marmol, R ERA: 1.76	(10, 1)	1.0	S	3	0	0	0	0	0	0	0	0	0	0	14	21	0.00	0.000

Batter	1	2	3	4	5	6	7	8	9	AB	R	H	RBI	BB	SO	LOB
17 Mike Fontenot, L (1, 4) OBP: 0.231, SLG: 0.342	B SI 90 C SI 92 B SL 81 F SI 92 B FF 92 X SI 91 3-2 2 G6-4-3 1B		F FF 91 F FF 91 C SI 92 0-3 ① K			C CU 80 X FF 90 0-1 ① L4		F FF 92 F FF 93 X SL 84 0-2 ① FC4-6 2 L3 1-2f 2-3 3-H		4	0	1	1	0	1	2
Henry Blanco, R (8, 2) OBP: 0.438, SLG: 0.357										0	0	0	0	0	0	0
2 Ryan Theriot, R (1, 6) OBP: 0.384, SLG: 0.449	B FF 92 1 SAFE X FF 92 1-0 ①② G6-4-3 1-2f		B SL 83 B SI 91 B FF 92 C FF 91 X FF 92 3-1 ② G6-3			B SI 91 C FF 91 C SL 84 T SL 84 1-2 ② K		B FF 93 B FF 92 C FF 91 F SI 90 X FF 92 2-2 ②③ L3 1-1		4	0	0	0	0	1	3
25 Derrek Lee, R (1, 3) OBP: 0.413, SLG: 0.670	B SL 83 F FF 92 B SL 83 C SI 91 X FF 92 2-2 ③ G1-3		B FF 93 X FF 92 1-0 ③ G3			B FF 93 X SI 92 1-0 ③ G5-3			B SI 92 B SI 92 C SI 91 X SI 92 2-1 ① F9	4	0	0	0	0	0	0
16 Aramis Ramirez, R (1, 5) OBP: 0.392, SLG: 0.560		F FF 88 F FF 89 B SI 91 S SL 84 1-3 ① K		X SI 88 0-0 ① G6-3			C FF 90 B FF 90 F SI 91 B SL 86 B SL 86 X FF 91 3-2 ① L8		C SI 92 S SL 77 T SI 92 0-2 ② K	4	0	0	0	0	2	0
1 Kosuke Fukudome, L (1, 9) OBP: 0.463, SLG: 0.494		B FF 91 C FF 90 C FF 91 B FF 90 B SL 83 B FF 92 4-2 ② 20 1B BB BB		X SI 90 0-0 ② F7			C SL 93 X SL 86 0-1 ② F9		S SL 80 S SL 80 S SL 81 0-3 ③ K	3	1	0	0	1	1	0
Mark DeRosa, R (1, 7) OBP: 0.389, SLG: 0.473		1 SAFE B FF 91 S FF 92 B FF 92 B FF 92 B SI 93 4-1 ② 20 1B 1-2 BB		C FF 90 F FF 90 S SL 83 0-3 ③ K			C FF 92 C SL 91 F SI 93 B SL 86 S SL 84 1-3 ③ K			2	0	0	0	1	2	0
18 Geovany Soto, R (1, 2) OBP: 0.447, SLG: 0.606		F FF 93 X FF 92 0-1 ② P3			B FF 90 C FF 90 F FF 91 B SL 82 B FF 90 F FF 91 F FF 91 X FF 91 3-2 ① L7			X FF 91 0-0 33 BB 20 1B 17 FC4-6 1B		3	0	1	0	0	0	2
Ronny Cedeno, R (8, PR) OBP: 0.444, SLG: 0.563										0	1	0	0	0	0	0
20 Felix Pie, L (1, 8) OBP: 0.275, SLG: 0.316		X FF 93 0-0 1-2 2-H 1B			L FF 92 X FF 93 0-1 ② P6			X FF 92 0-0 17 FC4-6 33 BB 1-2 1B		3	0	2	1	0	0	0
Jason Marquis, L (1, 1) OBP: 0.200, SLG: 0.400		X SI 94 0-0 ③ G3			B FF 91 B FF 91 X FF 91 2-0 ③ G4-3			B FF 91 B B FF 92 C SI 92 F FF 93 B SI 91 4-2 17 FC4-6 1-2 2-3 BB		2	0	0	0	0	0	2
33 Daryle Ward, L (8, PH) OBP: 0.400, SLG: 0.308										0	0	0	0	1	0	0
22 Kevin Hart, R (8, 1)										0	0	0	0	0	0	0
Inning Stats	R: 0 E: 0 K: 0 S: 7 H: 1 LOB: 0 BB: 0 P: 13	R: 1 E: 0 K: 1 S: 10 H: 1 LOB: 2 BB: 2 P: 19	R: 0 E: 0 K: 1 S: 6 H: 0 LOB: 0 BB: 0 P: 10	R: 0 E: 0 K: 1 S: 5 H: 0 LOB: 0 BB: 0 P: 5	R: 0 E: 0 K: 0 S: 8 H: 0 LOB: 0 BB: 0 P: 13	R: 0 E: 0 K: 1 S: 6 H: 0 LOB: 0 BB: 0 P: 8	R: 0 E: 0 K: 1 S: 9 H: 0 LOB: 0 BB: 0 P: 13	R: 1 E: 0 K: 0 S: 10 H: 2 LOB: 2 BB: 1 P: 16	R: 0 E: 0 K: 2 S: 8 H: 0 LOB: 0 BB: 0 P: 10	1B: 4 2B: 1 3B: 0 HR: 0 SF: 0 SAC: 0 DP: 2 HBP: 0						

TOP

Chicago Cubs @ Colorado Rockies

Coors Field, Denver, CO

Thu Apr 24 2008, 1:05 PM MDT

Att. 32,791 - Partly Cloudy - 70 F

livebaseballscorecards.com

AB	29
R	2
H	4
RBI	2
BB	3
SO	7
LOB	9

WP: 0 PB: 0 SB: 0 CS: 0 PA: 32

PITCHER		IP	WLS	BF	H	R	ER	SO	BB	IBB	HBP	BLK	WP	HR	S	P	ERA	WHIP
28 Aaron Cook, R ERA: 2.91	(1, 1)	8.0	W	29	4	2	2	5	3	0	0	0	0	0	61	97	2.25	0.875
40 Brian Fuentes, L ERA: 2.25	(9, 1)	1.0	S	3	0	0	0	2	0	0	0	0	0	0	8	10	0.00	0.000

PITCHER	IP	WLS	BF	H	R	ER	SO	BB	IBB	HBP	BLK	WP	HR	S	P	ERA	WHIP

Batter	1	2	3	4	5	6	7	8	9	AB	R	H	RBI	BB	SO	LOB
22 Scott Podsednik, L (1, 8) OBP: 0.448, SLG: 0.348	B SI 90 B SI 91 B SI 90 C SI 89 X SI 90 3-1 17 S 17 1B 1B	C SL 82 X SL 85 0-1 1-3 2B			C SI 90 C SL 84 B SI 91 X SL 84 1-2 12 G6-3 1B		B CH 80 B SI 90 C SI 88 C SI 90 F SL 84 B CH 81 X SI 90 3-2 ① G1-5-3 1-2	X SL 88 0-0 ③ G3-1		5	1	3	0	0	0	3
12 Clint Barmes, R (1, 4) OBP: 0.357, SLG: 0.574 (9, 5)	B SI 90 C SI 91 F SI 89 F SL 84 1 SAFE X SI 90 1-2 ① P3	C SL 84 X SI 91 0-1 ③ F9			1 SAFE C SL 83 B SI 90 B SI 91 X SI 91 2-1 ② G6-3 1-2		B SL 84 F SI 89 X SL 82 1-1 ② G5-3			4	0	0	0	0	0	5
17 Todd Helton, L (1, 3) OBP: 0.366, SLG: 0.414	B SI 90 C SI 90 X SI 90 1-1 27 2B 1-H 1B	C SL 84 B SL 89 B SI 90 X SL 84 2-1 ① F8			B SI 91 F SI 91 F SL 81 B SI 91 S SL 85 2-3 ③ K		B SI 90 X CH 81 1-0 ③ G4-3			4	0	1	1	0	1	2
5 Matt Holliday, R (1, 7) OBP: 0.434, SLG: 0.566	S SI 90 S SL 84 C SL 91 0-3 ② K		X SI 90 0-0 ② L7			B SI 90 B CH 82 B SI 88 B SL 88 4-0 BB		S SL 87 S SL 89 B SL 83 B SL 96 X SL 87 2-2 27 G6-3 2 E 2B		3	1	1	0	1	1	1
27 Garrett Atkins, R (1, 5) OBP: 0.340, SLG: 0.538 40 Brian Fuentes, L (9, 1)	C SL 85 X SL 92 0-1 1-3 2B		C SI 92 B SL 74 B SL 73 C SI 91 F SL 85 F SI 91 B SI 90 F SL 84 X SI 90 3-2 ③ P2			C SL 88 X SI 90 0-1 ① F9		B SL 88 X SL 88 1-0 ① G6-3 2-3		4 0	0 0	1 0	0 0	0 0	0 0	2 0
11 Brad Hawpe, L (1, 9) OBP: 0.384, SLG: 0.377	X SL 83 0-0 ③ F8			C SI 90 B SL 83 F SL 83 F SI 90 S SL 83 1-3 ① K		F SI 90 B SL 84 C SI 90 C SL 84 1-3 ② K		I IN 71 I IN 73 I IN 72 I IN 74 4-0 2 E 19 1B IBB		3	1	0	0	1	2	3
2 Troy Tulowitzki, R (1, 6) OBP: 0.240, SLG: 0.264		C SI 91 X SL 83 0-1 ① P6		B SI 90 B SI 91 B SI 90 C SI 90 B SI 91 4-1 20 G4-6-3 BB		X SI 90 0-0 ③ F9		B SL 88 F SL 88 B FF 94 X SL 88 2-1 E6 19 1B 1-2 3-H		3	0	0	1	1	0	2
20 Chris Iannetta, R (1, 2) OBP: 0.400, SLG: 0.556		S SI 92 X SI 91 0-1 ② F9		B SI 89 D SL 84 B SI 91 C SI 91 X SI 91 3-1 ②③ G4-6-3 1-2f			X SL 88 0-0 HR	B SL 89 B SL 94 C SL 94 S SL 88 F SL 88 B CU 82 F SL 88 S SL 89 3-3 ② K		4	1	1	1	0	1	3
28 Aaron Cook, R (1, 1) OBP: 0.273, SLG: 0.273 19 Ryan Spilborghs, R (8, PH) OBP: 0.326, SLG: 0.475 Jayson Nix, R (9, 4) OBP: 0.244, SLG: 0.154		X SI 91 0-0 22 2B 1B			X SI 90 0-0 ① G6-3		S SL 82 B SL 84 X SI 90 1-1 22 G1-5-3 1B	B SL 87 B SL 93 B SL 86 X SL 92 3-0 1-2 2-H 1B		3 1 0	0 0 0	2 1 0	0 1 0	0 0 0	0 0 0	0 0 0
Inning Stats	R: 1 E: 0 K: 1 S: 14 H: 3 LOB: 2 BB: 0 P: 19	R: 0 E: 0 K: 0 S: 9 H: 2 LOB: 2 BB: 0 P: 9	R: 0 E: 0 K: 0 S: 9 H: 0 LOB: 0 BB: 0 P: 14	R: 0 E: 0 K: 1 S: 7 H: 0 LOB: 0 BB: 1 P: 15	R: 0 E: 0 K: 1 S: 9 H: 1 LOB: 1 BB: 0 P: 14	R: 0 E: 0 K: 1 S: 6 H: 0 LOB: 1 BB: 1 P: 11	R: 1 E: 0 K: 0 S: 10 H: 2 LOB: 1 BB: 0 P: 16	R: 2 E: 1 K: 1 S: 13 H: 2 LOB: 2 BB: 1 P: 28		1B: 6 2B: 3 3B: 0 HR: 1 SF: 0 SAC: 0 DP: 1 HBP: 0						

PITCHER	IP	WLS	BF	H	R	ER	SO	BB	IBB	HBP	BLK	WP	HR	S	P	ERA	WHIP
Jason Marquis, R (1, 1) ERA: 3.47	7.0		30	8	2	2	4	2	0	0	0	0	1	64	98	2.57	1.429
22 Kevin Hart, R (8, 1) ERA: 3.68	1.0	L	7	2	2	1	1	0	1	0	0	0	0	13	28	9.00	2.000

PITCHER	IP	WLS	BF	H	R	ER	SO	BB	IBB	HBP	BLK	WP	HR	S	P	ERA	WHIP

BOTTOM

Chicago Cubs @ Colorado Rockies

Coors Field, Denver, CO

Thu Apr 24 2008, 1:05 PM MDT

Att. 32,791 - Partly Cloudy - 70 F

livebaseballscorecards.com

AB	34
R	4
H	10
RBI	4
BB	3
SO	5
LOB	21

Chicago Cubs @ Washington Nationals

Nationals Park, Washington, DC

Fri Apr 25 2008, 7:35 PM EDT

Att. 35,154 - Partly Cloudy - 76 F

livebaseballscorecards.com

Batter	1	2	3	4	5	6	7	8	9	AB	R	H	RBI	BB	SO	LOB
9 Reed Johnson, R (1, 8) OBP: 0.395, SLG: 0.354	C FF 89 S SL 87 S SL 85 0-3 K ①		C FF 90 H SL 85 1-1 2 2B HBP		C FF 89 B CU 74 S CH 84 X CH 85 1-2 25 F8 2 BB 16 FC6-4 1B		C SI 90 S SL 86 X SI 93 0-2 F8 ①	C FC 90 X FC 87 0-1 G6-3 ③		4	2	1	0	0	1	3
2 Ryan Theriot, R (1, 6) OBP: 0.396, SLG: 0.463	C FF 90 B CH 84 B CH 85 X FF 90 2-1 G5-3 ②		X CH 82 0-0 25 CS 1-H 2B		1 SAFE 1 SAFE B FF 89 B SL 87 B FF 90 C FF 89 B FF 90 4-1 16 FC6-4 1-2 BB		B CH 87 F CH 84 B CH 83 X CH 89 2-1 25 CS 1B		B FF 92 C FF 92 B SL 85 X FF 92 2-1 P3 ①	4	0	2	1	1	0	0
25 Derrek Lee, R (1, 3) OBP: 0.413, SLG: 0.663	X FF 90 0-0 2B		B SL 87 B SL 83 S SL 87 B SL 84 C FF 91 B CH 83 4-2 16 1B 2-3 BB ②		B FF 90 F SL 86 C FF 91 F SL 86 X FF 90 1-2 F8 2-3 ①		C SI 93 B SI 91 F CH 83 B FF 92 F FF 90 B CU 73 C SL 85 3-3 1-2 ②③		S SL 86 B FF 94 X FF 93 1-1 P3 ②	4	0	1	0	1	1	3
16 Aramis Ramirez, R (1, 5) OBP: 0.402, SLG: 0.557	B SL 86 B FF 89 F FF 91 B SL 86 D SL 87 4-1 BB		B FF 90 C FF 91 D SL 85 C CH 84 X CH 84 3-2 1-2 1B		X FF 92 0-0 FC6-4 1 2B 1-2f 3-H ②			X SL 87 0-0 SH5-4 1 19 BB 1B	S FF 92 X FF 94 0-1 F8 ③	4	1	2	1	1	0	1
1 Kosuke Fukudome, L (1, 9) OBP: 0.465, SLG: 0.506	D CU 80 X FF 90 1-0 F7 ③		C FF 91 D SL 84 B SL 86 F FF 92 X CH 86 2-2 F7 ③		S FF 90 D SL 85 X FF 91 1-1 1-3 2B			L SI 91 B FF 92 X CH 83 1-1 19 BB SH5-4 1-2 1B		4	0	2	0	0	0	4
Mark DeRosa, R (1, 7) OBP: 0.387, SLG: 0.461		C FF 90 B CH 82 B CH 82 B SI 90 F FF 90 F FF 90 S CH 84 3-3 K ①		C FF 91 B CH 83 C CH 83 F SL 84 B SL 85 B FF 90 B SL 84 4-2 BB	C CH 84 B SL 86 B FF 91 F CH 85 S SL 85 2-3 K ③			L FF 93 X FF 91 0-1 SH5-4 ① 1-2 2-3		2	0	0	0	1	2	2
18 Geovany Soto, R (1, 2) OBP: 0.438, SLG: 0.581		C CU 76 B FF 91 S SL 84 S CH 84 1-3 K ②		B CH 83 S SL 86 1 SAFE S SL 84 S SL 85 1-3 K ①		C CH 84 B CH 84 C CH 83 B SL 84 B SL 84 S CH 82 3-3 K ①		I IN 71 I IN 70 I IN 73 I IN 73 4-0 19 BB IBB		3	0	0	0	1	3	1
Ronny Cedeno, R (1, 4) OBP: 0.410, SLG: 0.514 33 Daryle Ward, L (8, PH) OBP: 0.400, SLG: 0.308 19 Matt Murton, R (8, PH) OBP: 0.182, SLG: 0.100 49 Carlos Marmol, R (8, 1) Bob Howry, L (9, 1)		B FF 90 X FF 90 1-0 L4 ③		1 SAFE 1 SAFE F FF 90 F SL 84 X SI 88 0-2 P4 ②		C SL 86 F SL 84 T SL 84 0-2 K ②		B CH 76 B SL 80 B SI 87 C SI 88 B FF 88 4-1 1-2 2-3 3-H BB		3 0 0 0 0	0 0 0 0 0	0 0 0 0 0	0 0 1 0 0	0 0 1 0 0	1 0 0 0 0	1 0 0 0 0
46 Ryan Dempster, R (1, 1) OBP: 0.111, SLG: 0.111 Henry Blanco, R (8, PH) OBP: 0.438, SLG: 0.357 17 Mike Fontenot, L (8, PH) OBP: 0.225, SLG: 0.333 (8, 4)			C FF 89 X FF 90 0-1 G4-3 ①	F FF 90 D SL 84 B FF 90 X FF 90 2-1 G5-3 ③		X FF 89 0-0 G6-3 ③		B FF 88 F FF 88 F FF 90 S FC 87 1-3 K ②		3 0 1	0 0 0	0 0 0	0 0 0	0 0 0	0 0 1	1 0 3
Inning Stats	R: 0 E: 0 K: 1 S: 8 H: 1 LOB: 2 BB: 1 P: 15	R: 0 E: 0 K: 2 S: 8 H: 0 LOB: 0 BB: 0 P: 13	R: 1 E: 0 K: 0 S: 12 H: 2 LOB: 2 BB: 1 P: 22	R: 0 E: 0 K: 1 S: 11 H: 0 LOB: 1 BB: 1 P: 18	R: 1 E: 0 K: 1 S: 14 H: 2 LOB: 2 BB: 1 P: 23	R: 0 E: 0 K: 2 S: 7 H: 0 LOB: 0 BB: 0 P: 10	R: 0 E: 0 K: 1 S: 9 H: 1 LOB: 1 BB: 0 P: 14	R: 1 E: 0 K: 1 S: 11 H: 2 LOB: 3 BB: 2 P: 21	R: 0 E: 0 K: 0 S: 6 H: 0 LOB: 0 BB: 0 P: 9	1B: 5 2B: 4 3B: 0 HR: 0 SF: 0 SAC: 1 DP: 1 HBP: 1						

TOP	
AB	32
R	3
H	8
RBI	3
BB	6
SO	9
LOB	19

WP: 0 PB: 0 SB: 0 CS: 2 PA: 40

PITCHER		IP	WLS	BF	H	R	ER	SO	BB	IBB	HBP	BLK	WP	HR	S	P	ERA	WHIP
45 Odalis Perez, L ERA: 3.31	(1, 1)	6.0		27	5	2	2	7	4	0	1	0	0	0	60	101	3.00	1.500
Luis Ayala, R ERA: 3.65	(7, 1)	1.1	H	7	3	1	1	1	0	1	0	0	0	0	14	24	6.75	2.250
54 Michael O'Connor, L ERA:	(8, 1)	0.0	B	1	0	0	0	0	1	0	0	0	0	0	1	5	∞	∞
52 Saul Rivera, R ERA: 4.41	(8, 1)	0.2		2	0	0	0	1	0	0	0	0	0	0	5	6	0.00	0.000
Jon Rauch, R ERA: 5.06	(9, 1)	1.0	W	3	0	0	0	0	0	0	0	0	0	0	6	9	0.00	0.000

PITCHER	IP	WLS	BF	H	R	ER	SO	BB	IBB	HBP	BLK	WP	HR	S	P	ERA	WHIP

Batter	1	2	3	4	5	6	7	8	9	AB	R	H	RBI	BB	SO	LOB
Felipe Lopez, S (1, 4) OBP: 0.329, SLG: 0.333	B SI 92 C SI 92 B FF 93 B SI 93 X SI 93 3-1 ① G6-3	C SI 92 B FS 84 B SI 92 C SL 85 S SI 92 2-3 ③ K 2-3			C FS 82 B FS 83 B SI 91 B SI 93 X SI 92 3-1 ③ F8			B SL 84 B FF 95 C FF 95 X FF 95 2-1 ① G6-3		4	0	0	0	0	1	1
15 Cristian Guzman, S (1, 6) OBP: 0.343, SLG: 0.471	X FF 93 0-0 ② G4-3		C FF 91 B SI 91 B SI 92 X SI 92 2-1 ① G3			C SL 84 B FF 92 B FS 83 X SI 92 2-1 E3 24 G4-6-3 11 1B 44 1B		B FF 96 C SL 83 X FF 96 1-1 44 BB 11 BB 1B		4	1	1	0	0	0	0
11 Ryan Zimmerman, R (1, 5) OBP: 0.266, SLG: 0.340	B FF 93 B SI 91 B FF 92 B FF 92 4-0 24 HR BB		C SL 85 F SL 86 B SI 92 F SL 85 C SI 93 1-3 ② K			B SI 91 C SL 85 1 SAFE F SI 92 X SL 86 1-2 24 G4-6-3 1-2 1B		1 SAFE B SL 84 1 SAFE B FF 95 C SL 82 B SL 83 B FF 96 4-1 8 FC5 44 BB 1-2 BB		2	1	1	0	2	1	0
24 Nick Johnson, L (1, 3) OBP: 0.360, SLG: 0.437	B SI 91 C SI 91 B FS 82 C SI 92 X FS 84 2-2 1-H HR		C SI 93 C SI 94 F FF 94 S FS 84 0-3 ③ K			C SL 85 C FS 84 B SI 92 B SI 93 X SL 86 2-2 ① ② G4-6-3 1-2f 2-3		C FF 96 C SL 87 S SL 84 0-3 ② K		4	1	1	2	0	2	4
44 Lastings Milledge, R (1, 8) OBP: 0.366, SLG: 0.402	C SL 85 B FF 92 B SL 85 B SI 93 C SI 93 B SI 93 4-2 BB			C SI 92 X SL 85 0-1 26 CS 1B		C SI 93 F SI 93 B FF 93 B SL 85 X FF 93 2-2 3-H 1B		B SL 85 B SL 84 B FF 96 B FF 95 4-0 8 FC5 1-2 2-3 BB		2	0	2	1	2	0	0
23 Johnny Estrada, S (1, 2) OBP: 0.267, SLG: 0.214 Luis Ayala, R (7, 1) 54 Michael O'Connor, L (8, 1) 52 Saul Rivera, S (8, 1) 8 Aaron Boone, R (8, PH) OBP: 0.333, SLG: 0.320 Jon Rauch, R (9, 1)	B SI 92 1 SAFE 1 SAFE B FS 83 F SI 92 1 SAFE F SI 92 X SI 93 2-2 ③ L9			F FS 81 X SI 91 0-1 ① L5		1 SAFE B FS 84 S FS 84 B FS 84 X SI 92 2-1 ③ G4-3		X SL 84 0-0 ③ FC5 1-2 2-3f		3 0 0 0 0 1 0	0 0 0 0 0 0 0	0 0 0 0 0 0 0	0 0 0 0 0 0 0	0 0 0 0 0 0 0	0 0 0 0 0 0 0	3 0 0 0 0 3 0
26 Wily Mo Peña, R (1, 7) OBP: 0.186, SLG: 0.167 25 Austin Kearns, R (8, 9) OBP: 0.330, SLG: 0.298		S SL 85 B SL 84 X SL 85 1-1 ① G6-3		B SL 85 B SL 85 C SL 85 S SL 85 S SL 86 2-3 ② ③ K 1-2			F SL 84 S SL 84 B SL 84 B SI 92 X SL 86 2-2 ① L7		X SI 92 0-0 23 HR 1B	3 1	0 1	0 1	0 1	0 0	1 0	1 0
Rob Mackowiak, L (1, 9) OBP: 0.222, SLG: 0.067 22 Willie Harris, L (8, 7) OBP: 0.308, SLG: 0.281		B FF 91 B SI 92 C SI 93 B FS 84 B SI 92 4-1 WP 45 SH5-4 BB			C SL 83 B SI 91 B FS 82 B SI 91 C SI 91 C SI 92 3-3 ① K		S SI 93 T SI 93 B SI 93 X FS 85 1-2 ② G3-1		B SI 92 1 SAFE B SI 92 C SI 94 F SI 92 F SI 92 S SI 93 2-3 ① K	2 1	0 0	0 0	0 0	1 0	1 1	0 1
45 Odalis Perez, L (1, 1) OBP: 0.222, SLG: 0.222 23 Wil Nieves, R (7, 2) OBP: 0.435, SLG: 0.500		B SI 89 X SI 92 1-0 ② SH5-4 1-2			F SI 92 X SI 93 0-1 ② G1-3		X FF 93 0-0 ③ G4-3		C SL 83 F SI 93 X SI 93 0-2 1-H HR	1 2	0 1	0 1	0 2	0 0	0 0	0 0
Inning Stats	R: 2 H: 1 E: 0 LOB: 1 K: 0 BB: 2 S: 11 P: 26	R: 0 H: 0 E: 0 LOB: 1 K: 1 BB: 1 S: 7 P: 15	R: 0 H: 0 E: 0 LOB: 0 K: 2 BB: 0 S: 10 P: 13	R: 0 H: 1 E: 0 LOB: 0 K: 1 BB: 0 S: 7 P: 9	R: 0 H: 0 E: 0 LOB: 0 K: 1 BB: 0 S: 7 P: 13	R: 1 H: 2 E: 1 LOB: 1 K: 0 BB: 0 S: 13 P: 22	R: 0 H: 0 E: 0 LOB: 0 K: 0 BB: 0 S: 7 P: 10	R: 0 H: 1 E: 0 LOB: 3 K: 1 BB: 2 S: 9 P: 20	R: 2 H: 2 E: 0 LOB: 0 K: 1 BB: 0 S: 8 P: 10	1B: 5 SF: 0 2B: 0 SAC: 1 3B: 0 DP: 1 HR: 2 HBP: 0						WP: 1 PA: 36 PB: 0 SB: 0 CS: 1

PITCHER		IP	WLS	BF	H	R	ER	SO	BB	IBB	HBP	BLK	WP	HR	S	P	ERA	WHIP
46 Ryan Dempster, R ERA: 2.9	(1, 1)	7.0		27	4	3	2	5	3	0	0	0	1	1	62	108	2.57	1.000
49 Carlos Marmol, R ERA: 1.65	(8, 1)	1.0		6	1	0	0	1	2	0	0	0	0	0	9	20	0.00	3.000
Bob Howry, R ERA: 7.3	(9, 1)	0.1	L	3	2	2	2	1	0	0	0	0	0	1	8	10	54.00	6.000

PITCHER	IP	WLS	BF	H	R	ER	SO	BB	IBB	HBP	BLK	WP	HR	S	P	ERA	WHIP

BOTTOM

Chicago Cubs @ Washington Nationals

Nationals Park, Washington, DC

Fri Apr 25 2008, 7:35 PM EDT

Att. 35,154 - Partly Cloudy - 76 F

livebaseballscorecards.com

AB	30
R	5
H	7
RBI	5
BB	5
SO	7
LOB	13

Chicago Cubs @ Washington Nationals

Nationals Park, Washington, DC

Sat Apr 26 2008, 7:10 PM EDT

Att. 35,188 - Cloudy - 73 F

livebaseballscorecards.com

TOP

Batter	1	2	3	4	5	6	7	8	9	AB	R	H	RBI	BB	SO	LOB
9 Reed Johnson, R (1, 8) OBP: 0.405, SLG: 0.368	C FF 86 F SI 86 B CU 75 X FF 89 1-2 25 1B 2 1B 1B	C SI 87 B CU 76 T CH 83 B CU 78 B CH 85 X SI 89 3-2 2 1B 25 2B 1B		C FF 86 C FF 89 B FF 90 B CU 78 F SL 82 B FF 90 S SL 83 3-3 K ①		D FF 96 S FF 97 S FF 97 F FF 98 C SL 86 1-3 K ②		F FF 94 S SL 89 H SL 90 1-2 25 BB 16 2B HBP		3	2	2	0	0	1	0
20 Felix Pie, L (6, PH) OBP: 0.286, SLG: 0.308										1	1	0	0	0	1	1
(6, 8)																
2 Ryan Theriot, R (1, 6) OBP: 0.406, SLG: 0.465	C FF 87 1 SAFE B CH 82 X CH 82 1-1 1 BB 25 1B 1-2 1B 1B	X FF 88 0-0 25 2B 1-3 1B		X SI 90 0-0 F7 ②		D SL 85 C FF 97 B FF 97 B FF 97 B FF 96 4-1 25 S BB		X FF 94 0-0 F8 ②		4	2	2	0	1	0	1
25 Derrek Lee, R (1, 3) OBP: 0.430, SLG: 0.673	B CU 78 B FF 89 X FF 88 2-0 1 BB 1-2 2-H 1B 1B	S CU 79 B FF 91 1 SAFE 1 SAFE B FF 91 B SI 90 X SL 85 3-1 16 CS 1-H 3-H 2B		B CU 79 B FF 90 C SL 82 B CU 76 C SL 81 C FF 90 3-3 K ③		B FF 98 C SL 85 B SL 84 B FF 98 S SL 85 B SL 87 4-2 16 FC6-4 1-2 BB		C B SL 87 B SL 85 B FF 96 B SL 90 4-1 16 2B 1-2 BB		3	2	2	3	2	1	0
16 Aramis Ramirez, R (1, 5) OBP: 0.411, SLG: 0.576	B FF 90 C FF 89 F SL 82 F SL 83 F FF 90 X SL 82 1-2 F6 ① 2-3	D SL 79 B FF 91 C FF 90 B SI 90 F SI 89 B CU 79 4-2 BB ②			B SL 85 C FF 96 B SL 85 C FF 97 F FF 96 X FF 98 2-2 2B	B FF 97 C FF 97 X FF 97 1-1 FC6-4 ③ 1-2f		C SL 90 S FF 97 B SL 90 B FF 96 B SL 90 X SL 90 3-2 1-H 2-H 2B		4	0	2	2	1	0	5
1 Kosuke Fukudome, L (1, 9) OBP: 0.452, SLG: 0.482	D SL 82 C FF 91 F FF 90 D SL 83 D SL 83 F FF 91 B SL 82 4-2 1B 1-2 2-3 BB	C FF 91 C SL 83 F FF 92 X FF 91 0-2 F8 ③			B FF 96 F FF 97 F FF 97 B FF 96 F FF 97 C SL 86 2-3 K ①		C CH 82 C CH 83 B FF 84 X FF 85 1-2 L7 ①	B FF 95 B FF 95 F FF 96 F SL 90 C SL 91 2-3 K ③		4	0	0	0	1	2	3
Mark DeRosa, R (1, 7) OBP: 0.388, SLG: 0.457	B SI 89 X SI 89 1-0 FC6-4 1-2 2-H 3-H 1B		X FF 90 0-0 G5-3 ①		F FF 97 D SL 87 C SL 85 F FF 97 B FF 97 X SL 86 3-2 G6-3 ②		C SL 75 X FF 84 0-1 1B		X FF 94 0-0 F8 ①	5	0	2	2	0	0	1
18 Geovany Soto, R (1, 2) OBP: 0.415, SLG: 0.544	C CU 78 S SL 82 B SL 82 S CU 78 1-3 K ②		C FF 88 B CU 75 B CU 78 B FF 90 C SL 79 C SL 81 3-3 K ②		C SL 85 S SL 85 C FF 96 0-3 K ③		F SL 75 D SL 75 S SL 77 B SL 74 1 SAFE C FF 86 2-3 K ②		C FF 96 F FF 96 F SL 88 S SL 91 0-3 K ②	5	0	0	0	0	5	4
Ronny Cedeno, R (1, 4) OBP: 0.432, SLG: 0.575	B SI 89 X SI 89 1-0 FC6-4 ③ 1-2f		B SL 81 C SL 80 B CH 83 F SI 88 B CU 77 X SL 82 3-2 2B			B FF 95 S FF 95 B FF 96 F FF 96 X SL 85 2-2 38 G3 2B	B SL 75 1 SAFE C CH 83 B FF 84 B SL 75 S FF 84 C FF 85 3-3 K ③		X FF 97 0-0 1B	5	0	3	0	0	1	3
38 Carlos Zambrano, S (1, 1) OBP: 0.176, SLG: 0.235		C FF 87 S CU 75 S CU 74 0-3 K ①	S SL 80 X CU 77 0-1 G6-3 ③			F FF 96 M CH 86 X SL 86 0-2 G3 ① 2-3		C FF 93 X FF 94 0-1 F9 ①	T FF 96 X FF 97 0-1 F7 ③	3	0	0	0	0	1	2
17 Mike Fontenot, L (8, PH) OBP: 0.220, SLG: 0.325										1	0	0	0	0	0	0
43 Michael Wuertz, R (8, 1)										0	0	0	0	0	0	0
33 Daryle Ward, L (9, PH) OBP: 0.381, SLG: 0.286										1	0	0	0	0	0	1
32 Jon Lieber, L (9, 1)										0	0	0	0	0	0	0
Inning Stats	R: 3 E: 0 K: 1 S: 19 H: 4 LOB: 2 BB: 1 P: 31	R: 2 E: 0 K: 1 S: 15 H: 3 LOB: 1 BB: 1 P: 25	R: 0 E: 0 K: 1 S: 9 H: 1 LOB: 1 BB: 0 P: 15	R: 0 E: 0 K: 2 S: 8 H: 0 LOB: 0 BB: 0 P: 14	R: 0 E: 0 K: 2 S: 15 H: 1 LOB: 1 BB: 0 P: 22	R: 0 E: 0 K: 1 S: 15 H: 1 LOB: 3 BB: 2 P: 27	R: 0 E: 0 K: 2 S: 11 H: 1 LOB: 1 BB: 0 P: 17	R: 2 E: 0 K: 1 S: 12 H: 1 LOB: 1 BB: 1 P: 22	R: 0 E: 0 K: 1 S: 8 H: 1 LOB: 1 BB: 0 P: 8	1B: 8 2B: 5 3B: 0 HR: 0 SF: 0 SAC: 0 DP: 0 HBP: 1						

AB	39
R	7
H	13
RBI	7
BB	5
SO	12
LOB	21

WP: 0 PB: 0 SB: 1 CS: 1 PA: 45

PITCHER		IP	WLS	BF	H	R	ER	SO	BB	IBB	HBP	BLK	WP	HR	S	P	ERA	WHIP
47 Matt Chico, L ERA: 6.68	(1, 1)	4.0	L	21	8	5	5	5	2	0	0	0	0	0	51	85	11.25	2.500
38 Joel Hanrahan, R ERA: 5.28	(5, 1)	2.0		10	2	0	0	3	2	0	0	0	0	0	30	49	0.00	2.000
32 Chad Cordero, R ERA:	(7, 1)	1.0		4	1	0	0	2	0	0	0	0	0	0	11	17	0.00	1.000
Jesus Colome, R ERA: 3.45	(8, 1)	2.0		10	2	2	2	2	1	0	1	0	0	0	20	30	9.00	1.500

PITCHER	IP	WLS	BF	H	R	ER	SO	BB	IBB	HBP	BLK	WP	HR	S	P	ERA	WHIP

Chicago Cubs @ Washington Nationals

Nationals Park, Washington, DC

Sat Apr 26 2008, 7:10 PM EDT

Att. 35,188 - Cloudy - 73 F

livebaseballscorecards.com

BOTTOM

Batter	1	2	3	4	5	6	7	8	9	AB	R	H	RBI	BB	SO	LOB
Felipe Lopez, S (1, 4) OBP: 0.347, SLG: 0.343	C FS 86 B SI 88 B SI 88 F FF 90 F FF 91 B SI 86 X FS 85 3-2 ① G3		C FF 88 B FS 82 B FS 84 B FF 89 C SI 90 X FF 92 3-2 11 FC6-4 1B		B SI 86 X SI 88 1-0 15 G4-6-3 1B		B FF 88 B SI 89 B FS 80 C SI 88 B FF 89 4-1 15 G4-3 1-2 BB		B C C S 1-3 ③ K	4	0	2	0	1	1	1
15 Cristian Guzman, S (1, 6) OBP: 0.339, SLG: 0.472	C SI 93 X SI 94 0-1 11 E 2B		B SI 90 1 SAFE X FF 90 1-0 ① F8		B SI 87 X FF 89 1-0 ① ② G4-6-3 1-2f		X SI 89 0-0 ② G4-3 1-2 2-3			4	0	1	0	0	0	4
11 Ryan Zimmerman, R (1, 5) OBP: 0.265, SLG: 0.337	B SI 93 T SI 92 F SL 81 2 SAFE F FF 93 C SI 96 1-3 ② K 2-3		X SI 92 0-0 ② FC6-4 24 BB 1-2f		C SI 93 X SL 83 0-1 1B		B SL 81 C SI 90 C SI 92 B SI 94 B FF 92 F SI 92 T SL 82 3-2 ③ K			4	0	1	0	0	2	4
24 Nick Johnson, L (1, 3) OBP: 0.376, SLG: 0.431	H FF 93 1-0 HBP		B FF 90 B SI 90 B SI 95 C SI 91 B FF 92 4-1 1-2 BB		C SI 89 X SI 90 0-1 ③ F7			B SL 88 B SL 87 B FF 93 B FF 93 4-0 44 G6-3 BB		1	0	0	0	2	0	1
44 Lastings Milledge, R (1, 8) OBP: 0.362, SLG: 0.396	C SI 93 B SL 84 B SL 84 F FF 94 S SI 95 2-3 ③ K		S SL 83 C SL 81 B SI 94 D SL 83 F SL 85 F SI 94 F FF 93 C SL 85 2-3 ③ K			C SI 90 X SI 91 0-1 23 WP 1B		B SL 87 B FF 93 C FF 94 T FF 94 B FF 89 X FF 90 3-2 ① ② G6-3 1-2f		4	0	1	0	0	2	5
25 Austin Kearns, R (1, 9) OBP: 0.317, SLG: 0.284		B SI 90 B FC 88 C SI 92 B SI 93 C SI 94 X SI 95 3-2 ① G4-3		C SL 78 B FF 89 B SI 89 F SI 91 B SL 85 X SI 94 3-2 ① G6-3		C SI 90 B SI 90 B SI 89 X SI 91 2-1 ① F9		B FF 94 C SL 88 B FF 89 F FF 95 B FF 93 S SL 88 3-3 ③ K		4	0	0	0	0	1	1
23 Johnny Estrada, S (1, 2) OBP: 0.265, SLG: 0.219		T SI 94 C FS 86 F SI 94 S FS 87 0-3 ② K		S FS 84 S SI 86 X SI 87 0-2 ② F8		C SI 87 B FS 84 X SI 90 1-1 ② ③ F8 1-2			C B X 1-1 1B	4	0	1	0	0	1	1
26 Wily Mo Peña, R (1, 7) OBP: 0.213, SLG: 0.159		C SI 95 B SL 85 C SL 83 B SI 95 B SI 95 B SL 85 4-2 BB		C SL 81 B SI 94 C SI 93 B SI 95 B SI 96 F SI 94 B SI 95 4-2 BB			X SI 90 0-0 E6 15 G4-3 BB		C S S 0-3 ① K	2	0	0	0	2	1	1
47 Matt Chico, L (1, 1) OBP: 0.091, SLG: 0.091 Rob Mackowiak, L (4, PH) OBP: 0.211, SLG: 0.063 38 Joel Hanrahan, R (5, 1) 32 Chad Cordero, R (7, 1) 22 Willie Harris, L (7, PH) OBP: 0.300, SLG: 0.273 Jesus Colome, R (8, 1) 8 Aaron Boone, R (9, PH) OBP: 0.321, SLG: 0.308		X SI 91 0-0 ③ G4-3		S FF 92 B SI 88 X FC 92 1-1 ③ G3-1			F FS 87 B SI 88 F SI 90 F FS 82 X FF 90 1-2 ① P3		B B C X 2-1 ② P4	1 1 0 0 1 0 1	0 0 0 0 0 0 0	0 0 0 0 0 0 0	0 0 0 0 0 0 0	0 0 0 0 0 0 0	0 0 0 0 0 0 0	1 1 0 0 1 0 1
Inning Stats	R: 0 H: 1 E: 1 LOB: 2 K: 2 BB: 0 S: 13 P: 20	R: 0 H: 0 E: 0 LOB: 1 K: 1 BB: 1 S: 10 P: 17	R: 0 H: 1 E: 0 LOB: 2 K: 1 BB: 1 S: 12 P: 22	R: 0 H: 0 E: 0 LOB: 1 K: 0 BB: 1 S: 11 P: 19	R: 0 H: 2 E: 0 LOB: 1 K: 0 BB: 0 S: 6 P: 8	R: 0 H: 1 E: 0 LOB: 0 K: 0 BB: 0 S: 6 P: 9	R: 0 H: 0 E: 1 LOB: 2 K: 1 BB: 1 S: 11 P: 19	R: 0 H: 0 E: 0 LOB: 0 K: 1 BB: 1 S: 6 P: 16	R: 0 H: 1 E: 0 LOB: 1 K: 2 BB: 0 S: 10 P: 14	1B: 5 2B: 1 3B: 0 HR: 0	SF: 0 SAC: 0 DP: 2 HBP: 1						

	AB	31
	R	0
	H	6
	RBI	0
	BB	5
	SO	8
	LOB	22

PITCHER		IP	WLS	BF	H	R	ER	SO	BB	IBB	HBP	BLK	WP	HR	S	P	ERA	WHIP
38 Carlos Zambrano, R ERA: 2.21	(1, 1)	7.0	W	30	5	0	0	5	4	0	1	0	1	0	69	114	0.00	1.286
43 Michael Wuertz, R ERA: 5.56	(8, 1)	1.0		3	0	0	0	1	1	0	0	0	0	0	6	16	0.00	1.000
32 Jon Lieber, R ERA: 1.98	(9, 1)	1.0		4	1	0	0	2	0	0	0	0	0	0	10	14	0.00	1.000

PITCHER	IP	WLS	BF	H	R	ER	SO	BB	IBB	HBP	BLK	WP	HR	S	P	ERA	WHIP

Batter	1	2	3	4	5	6	7	8	9	AB	R	H	RBI	BB	SO	LOB
9 Reed Johnson, R (1, 8) OBP: 0.410, SLG: 0.366	C F B S 1-3 ① K		B FF 89 C FF 88 B CH 81 B FF 86 B FF 88 4-1 BB		C CU 75 X FF 89 0-1 2 G6-3 1B		B FF 87 B FF 86 C FF 87 L SI 88 X SI 90 2-2 ③ F9			3	0	1	0	1	1	0
2 Ryan Theriot, R (1, 6) OBP: 0.400, SLG: 0.449 34 Kerry Wood, R (8, 1)	B B C B B 4-1 BB		1 SAFE C SL 83 C CU 72 B FF 88 1 SAFE X SL 83 1-2 ② L7		B CU 74 X FF 90 1-0 ② ③ G6-3 1-2f			C SI 91 F FF 92 B SL 88 B SL 88 S SL 85 2-3 ① K		3 0	0 0	0 0	0 0	1 0	1 0	4 0
25 Derrek Lee, R (1, 3) OBP: 0.432, SLG: 0.660	B B C C X 2-2 ② L9		S CH 81 X FF 89 0-1 ③ G4-3			C FF 88 B CU 77 B CH 84 B CH 82 B FF 89 4-1 16 FC1-6 BB		C SL 87 F SL 84 B SI 94 B SI 92 B SI 94 B SL 85 4-2 BB		2	0	0	0	2	0	2
16 Aramis Ramirez, R (1, 5) OBP: 0.397, SLG: 0.552	B X 1-0 ③ P5			C SL 83 B FF 90 B SL 84 X SL 83 2-1 ① L9		C SI 89 F SL 81 X CU 74 0-2 ① FC1-6 1 2B 1-2f		C SI 94 B SI 94 F SL 87 C SI 93 1-3 ② K		4	0	0	0	0	1	3
1 Kosuke Fukudome, L (1, 9) OBP: 0.444, SLG: 0.483		X FF 90 0-0 ① F8		C SL 84 B SL 83 F FF 89 F CU 77 F SL 82 F FF 90 F FF 90 F SL 82 B SL 81 2-2 X SL 83 ② G5-3		C FF 87 F CU 75 B CU 74 X CU 75 1-2 1-3 2B		X SI 93 0-0 ③ G1-3		4	0	1	0	0	0	1
Mark DeRosa, R (1, 7) OBP: 0.382, SLG: 0.440		B SI 90 C FF 89 B CH 83 B FF 89 B SI 88 4-1 FC6-4 BB		B CH 82 C FF 87 F CU 76 X FF 89 1-2 ③ G5-3		D CU 75 S SL 82 B FF 88 C SL 80 X CU 76 2-2 ② G1-3			C FF 92 B SL 85 X FF 92 1-1 ① F8	3	0	0	0	1	0	2
Ronny Cedeno, R (1, 4) OBP: 0.417, SLG: 0.545 (8, 6)		B SL 84 X SL 82 1-0 ② P3			B CH 81 C SI 89 S CU 74 X CU 75 1-2 30 S 1B 1B	B CH 81 C CH 81 X FF 90 1-1 ③ G4-3			B SL 84 C FF 92 F FF 93 X CU 75 1-2 ② G6-3	4	0	1	0	0	0	3
Henry Blanco, R (1, 2) OBP: 0.421, SLG: 0.353 33 Daryle Ward, L (9, PH) OBP: 0.364, SLG: 0.267		B FF 88 C SI 88 B CH 80 X SI 88 2-1 ③ FC6-4 1-2f			C SL 79 B SI 88 X SL 81 1-1 30 S 1-2 1B		C FF 86 B SI 87 S CH 82 B CU 75 X CH 80 2-2 ① G6-3		C CU 76 S SL 82 B SL 84 F CU 74 F FF 93 S SL 85 1-3 ③ K	3 1	0 0	1 0	0 0	0 0	0 1	1 0
30 Ted Lilly, L (1, 1) OBP: 0.250, SLG: 0.143 19 Matt Murton, R (7, PH) OBP: 0.167, SLG: 0.091 43 Michael Wuertz, R (7, 1) 45 Sean Marshall, L (7, 1) 17 Mike Fontenot, L (8, 4) OBP: 0.220, SLG: 0.325			F FF 86 B FF 88 T FF 87 S SL 84 1-3 ① K		M SI 84 S SL 82 S SL 81 0-3 ① K 1-2 2-3		B SL 81 X SL 82 1-0 ② F9			2 1 0 0 0	0 0 0 0 0	0 0 0 0 0	0 0 0 0 0	0 0 0 0 0	2 0 0 0 0	2 0 0 0 0
Inning Stats	R: 0 E: 0 K: 1 S: 8 H: 0 LOB: 1 BB: 1 P: 16	R: 0 E: 0 K: 0 S: 5 H: 0 LOB: 1 BB: 1 P: 12	R: 0 E: 0 K: 1 S: 9 H: 0 LOB: 1 BB: 1 P: 15	R: 0 E: 0 K: 0 S: 13 H: 0 LOB: 0 BB: 0 P: 18	R: 0 E: 0 K: 1 S: 11 H: 3 LOB: 2 BB: 0 P: 14	R: 0 E: 0 K: 0 S: 12 H: 1 LOB: 2 BB: 1 P: 20	R: 0 E: 0 K: 0 S: 7 H: 0 LOB: 0 BB: 0 P: 12	R: 0 E: 0 K: 2 S: 9 H: 0 LOB: 1 BB: 1 P: 16	R: 0 E: 0 K: 1 S: 10 H: 0 LOB: 0 BB: 0 P: 13	1B: 3 2B: 1 3B: 0 HR: 0 SF: 0 SAC: 0 DP: 1 HBP: 0						

TOP

Chicago Cubs @ Washington Nationals

Nationals Park, Washington, DC

Sun Apr 27 2008, 1:35 PM EDT

Att. 33,795 - Overcast - 61 F

livebaseballscorecards.com

AB	30
R	0
H	4
RBI	0
BB	5
SO	6
LOB	18

WP: 0 PB: 0 SB: 2 CS: 0 PA: 35

PITCHER		IP	WLS	BF	H	R	ER	SO	BB	IBB	HBP	BLK	WP	HR	S	P	ERA	WHIP
31 John Lannan, L ERA: 2.64	(1, 1)	7.0	W	28	4	0	0	3	4	0	0	0	0	0	65	107	0.00	1.143
Luis Ayala, R ERA: 3.38	(8, 1)	1.0	H	4	0	0	0	2	1	0	0	0	0	0	9	16	0.00	1.000
Jon Rauch, R ERA: 4.63	(9, 1)	1.0	S	3	0	0	0	1	0	0	0	0	0	0	10	13	0.00	0.000

PITCHER	IP	WLS	BF	H	R	ER	SO	BB	IBB	HBP	BLK	WP	HR	S	P	ERA	WHIP

Batter	1	2	3	4	5	6	7	8	9	AB	R	H	RBI	BB	SO	LOB
Felipe Lopez, S (1, 4) OBP: 0.329, SLG: 0.324	B B C C X 2-2 ① P3		C SL 81 B CU 65 T FF 85 F FF 85 B CH 76 F CU 67 F FF 83 F FF 86 B CH 76 3-2 ① X CH 83 P6		B FF 88 C FF 88 C SL 82 B CU 72 C FF 88 2-3 ③ K		C SL 86 B CU 71 C SL 87 B CU 71 F SL 86 D SL 87 F FF 87 X SL 86 3-2 ③ G1-3			4	0	0	0	0	1	1
15 Cristian Guzman, S (1, 6) OBP: 0.336, SLG: 0.464	B B B C C F SL 79 S 3-3 ② K		B FF 84 B CH 77 F SL 80 F FF 86 X CU 67 2-2 ② G5-3			B FF 85 C SL 81 F SL 82 X FF 84 1-2 24 BB 1B		B FF 95 X FF 94 1-0 ① G3		4	0	1	0	0	1	0
11 Ryan Zimmerman, R (1, 5) OBP: 0.256, SLG: 0.324	C FF 87 C CH 77 F FF 88 C CH 79 0-3 ③ K		B FF 87 B CH 80 F SI 88 B FF 88 F FF 88 S SL 83 3-3 ③ K			1 SAFE C CH 76 B CH 76 F CH 78 F FF 88 B FF 89 S FF 90 2-3 ① K		B CU 83 X FF 95 1-0 ② F7		4	0	0	0	0	3	1
24 Nick Johnson, L (1, 3) OBP: 0.392, SLG: 0.432		X CH 83 0-0 44 SH3 26 1B 1B		C FF 84 B FF 84 C SI 84 F CH 77 B SL 80 B SL 78 F FF 86 B FF 88 4-2 BB		B SI 88 B FF 87 S SL 83 T SL 84 B SL 84 B SL 84 1-2 BB		B CU 83 B SL 91 S FF 96 B SL 90 X SL 90 3-1 ③ P4		2	1	1	0	2	0	0
44 Lastings Milledge, R (1, 8) OBP: 0.355, SLG: 0.387		X FF 84 0-0 ① SH3 1-2		C FF 86 S FF 86 X FF 88 0-2 ① F9		B FF 86 S SL 82 B FF 88 C SL 83 X FF 88 2-2 ② P6				2	0	0	0	0	0	3
25 Austin Kearns, R (1, 9) OBP: 0.308, SLG: 0.275		F FF 85 X FF 86 0-1 ② G6-3		B CU 68 C FF 87 B CU 70 C FF 88 X FF 89 2-2 ② F7		B FF 89 B SL 83 C FF 89 F FF 88 X FF 90 2-2 ③ F8				3	0	0	0	0	0	4
26 Wily Mo Peña, R (1, 7) OBP: 0.220, SLG: 0.170 22 Willie Harris, L (8, 7) OBP: 0.300, SLG: 0.273		C FF 88 C CU 70 X CU 71 0-2 23 1B 2-H 1B		B FF 89 B SL 83 S FF 89 C CU 71 S FF 89 2-3 ③ K			C FF 87 B SL 86 B CH 86 S SL 86 F FF 88 S CH 87 2-3 ① K			3 0	1 0	1 0	1 0	0 0	2 0	1 0
23 Wil Nieves, R (1, 2) OBP: 0.423, SLG: 0.478		C FF 87 B FF 88 T FF 87 B CH 78 X SL 82 2-2 2-H 1B			L FF 88 B CU 71 X FF 87 1-1 ① G6-3		S SL 87 X FF 88 0-1 ② G5-3			3	0	1	1	0	0	0
31 John Lannan, L (1, 1) Rob Mackowiak, L (7, PH) OBP: 0.211, SLG: 0.063 8 Aaron Boone, R (7, PH) OBP: 0.345, SLG: 0.308 Luis Ayala, R (8, 1) Jon Rauch, R (9, 1)		X FF 86 0-0 ③ F7			C FF 87 S SL 83 C SL 83 0-3 ② K		B SL 87 C SL 87 B FF 89 B SL 85 F FF 88 B FF 89 4-2 BB			2 0 0 0 0	0 0 0 0 0	0 0 0 0 0	0 0 0 0 0	0 0 1 0 0	1 0 0 0 0	1 0 0 0 0
Inning Stats	R: 0 E: 0 K: 2 S: 11 H: 0 LOB: 0 BB: 0 P: 16	R: 2 E: 0 K: 0 S: 11 H: 3 LOB: 1 BB: 0 P: 13	R: 0 E: 0 K: 1 S: 13 H: 0 LOB: 0 BB: 0 P: 21	R: 0 E: 0 K: 1 S: 13 H: 0 LOB: 1 BB: 1 P: 21	R: 0 E: 0 K: 2 S: 8 H: 0 LOB: 0 BB: 0 P: 11	R: 0 E: 0 K: 1 S: 15 H: 1 LOB: 2 BB: 1 P: 26	R: 0 E: 0 K: 1 S: 13 H: 0 LOB: 1 BB: 1 P: 22	R: 0 E: 0 K: 0 S: 4 H: 0 LOB: 0 BB: 0 P: 9		1B: 4 2B: 0 3B: 0 HR: 0	SF: 0 SAC: 1 DP: 0 HBP: 0					

PITCHER	IP	WLS	BF	H	R	ER	SO	BB	IBB	HBP	BLK	WP	HR	S	P	ERA	WHIP
30 Ted Lilly, L (1, 1) ERA: 6.46	6.0	L	24	4	2	2	7	2	0	0	0	0	0	71	108	3.00	1.000
43 Michael Wuertz, R (7, 1) ERA: 5.25	0.2		2	0	0	0	1	0	0	0	0	0	0	6	8	0.00	0.000
45 Sean Marshall, L (7, 1) ERA: 1.8	0.1		2	0	0	0	0	1	0	0	0	0	0	7	14	0.00	3.000
34 Kerry Wood, R (8, 1) ERA: 3.46	1.0		3	0	0	0	0	0	0	0	0	0	0	4	9	0.00	0.000

PITCHER	IP	WLS	BF	H	R	ER	SO	BB	IBB	HBP	BLK	WP	HR	S	P	ERA	WHIP

BOTTOM

Chicago Cubs @ Washington Nationals

Nationals Park, Washington, DC

Sun Apr 27 2008, 1:35 PM EDT

Att. 33,795 - Overcast - 61 F

livebaseballscorecards.com

AB	27
R	2
H	4
RBI	2
BB	3
SO	8
LOB	11

WP: 0 PA: 31
PB: 0
SB: 0
CS: 0

Milwaukee Brewers @ Chicago Cubs

Wrigley Field, Chicago, IL

Tue Apr 29 2008, 7:05 PM CDT

Att. 39,543 - Clear - 38 F

livebaseballscorecards.com

TOP

Batter	1	2	3	4	5	6	7	8	9	AB	R	H	RBI	BB	SO	LOB
23 Rickie Weeks Jr., R (1, 4) OBP: 0.325, SLG: 0.330	C SI 89 B SL 82 F SI 90 B SL 82 S SL 82 2-3 **K** ①	F SI 89 X CH 80 0-1 F9 ③		B CH 86 C SI 88 X SL 85 1-1 G6-3 ②		S CU 79 X CU 78 0-1 8 FC6-4, 25 BB 1-2 1B	X SL 87 0-0 L6 ②		B SL 82 B SI 86 X SI 87 2-0 G5-3 ②	6	0	1	0	0	1	4
25 Mike Cameron, R (1, 8) OBP: 0.667, SLG: 0.800	B SI 90 F SI 91 X SI 89 1-1 8 WP, 28 SF7 2B		B SI 89 C SI 90 B SL 86 S SL 86 B SI 87 X SI 90 3-2 8 2B, 28 SF9 1B	B CH 86 C SI 89 B SI 87 B CH 85 C SI 90 X SI 90 3-2 G5-3 ③		B SL 88 B FF 94 C SL 87 B SL 87 B FF 94 4-1 8 FC6-4 1-2 2-3 BB	X FF 87 0-0 1-3 2-H 3-H 1B		C SI 86 X CH 82 0-1 P3 ③	5	2	3	2	1	0	0
8 Ryan Braun, R (1, 7) OBP: 0.286, SLG: 0.421	B SL 79 B SI 90 B SL 80 C SI 90 C SI 89 S CH 80 3-3 K 1 1B 2-3		B SI 90 B SI 89 X SI 90 2-0 28 SF9, 1 3B 1-3 2B		X SI 87 0-0 28 L5-3 1B	X SL 88 0-0 FC6-4 ① 28 G1-6-3 1-2f 2-3 3-H	B FF 92 B FF 88 F FF 87 S FF 91 B SL 87 X SL 87 3-2 G6-3 ③			5	1	2	1	0	1	5
28 Prince Fielder, L (1, 3) OBP: 0.368, SLG: 0.449	X SI 90 0-0 SF7 ② 3-H		X SL 82 0-0 SF9 ① 2-3 3-H		B SI 88 X SI 89 1-0 L5-3 ① ② 1-1	B SL 88 X SI 88 1-0 G1-6-3 ② 1-2f		B SL 83 C SI 87 B CH 84 X SI 87 2-1 7 1B 2B		3	1	1	2	0	0	3
1 Corey Hart, R (1, 9) OBP: 0.355, SLG: 0.433	D SL 82 B SL 89 F SI 89 X SL 81 2-1 1-2 1B		S SL 83 B SL 82 B SI 90 X SI 90 2-1 2 1B 3B 3-H		C SI 89 F CH 80 B SI 89 B CH 80 F SI 90 F SL 81 X SI 89 3-2 2 E 2B		F CU 80 F SL 86 B FF 92 C FF 91 1-3 ①	L SL 84 C FF 88 X SI 88 0-2 G6-3 ①		5	2	3	1	0	1	1
2 Bill Hall, R (1, 5) OBP: 0.286, SLG: 0.505	D SI 89 B SL 81 B SI 89 C SI 89 S SL 81 X SL 81 3-2 G6-3 ③		B SL 84 B SL 84 C SI 89 F SL 81 F SI 90 F CH 80 F SI 90 B CH 82 X SL 81 3-2 3-H 1B		C SL 81 B SI 89 B SI 90 B CH 80 X CH 79 3-1 E3 2-H 1B		B FF 92 B CU 79 S FF 91 F SL 88 B FF 92 X FF 92 3-2 22 BB, 7 1B, 18 BB 1B	S SI 87 B SL 83 B CH 84 C SI 87 B SI 87 F SI 88 F SI 88 X SI 88 3-2 G6-3 ②		5	1	3	2	0	0	3
7 J.J. Hardy, R (1, 6) OBP: 0.307, SLG: 0.308		C SI 89 C SI 88 X SL 82 0-2 15 SH1-4 1B	1 SAFE C SI 88 1 SAFE C SI 88 B SI 89 1 SAFE X SI 89 1-2 F9 ②	I IN 75 I IN 76 I IN 80 I IN 80 4-0 IBB			1 SAFE X FF 89 0-0 18 BB, 22 BB, 25 1B 1-2 1B	B SL 83 C SI 88 X SI 88 1-1 2-H 1B		4	1	3	1	1	0	1
15 Ben Sheets, R (1, 1) 54 David Riske, R (6, 1) 22 Tony Gwynn Jr., L (7, PH) OBP: 0.500, SLG: 0.500 Salomon Torres, R (7, 1) Craig Counsell, L (8, PH) OBP: 0.350, SLG: 0.378 Guillermo Mota, R (8, 1) 38 Eric Gagne, R (9, 1)		B SI 88 X SI 88 1-0 SH1-4 ① 1-2	1 SAFE S SI 89 X SI 89 0-1 G1-3 ③		X SI 89 0-0 P4 ③		B SL 85 D SL 86 B FF 88 C FF 87 C FF 88 F FF 88 B FF 90 4-2 18 BB, 25 1B 1-2 2-3 BB	C SI 87 B SI 88 C SI 88 B SI 88 F SI 88 B SI 88 F SI 87 F SI 88 F SL 82 3-2 P3 ③ X SI 87		2 0 0 0 1 0 0	0 0 1 0 0 0 0	0 0 0 0 0 0 0	0 0 1 0 0 0 0	0 0 0 0 0 0 0	3 0 0 0 1 0 0
18 Jason Kendall, R (1, 2) OBP: 0.370, SLG: 0.402		B SI 88 C SI 89 B SI 89 X SI 89 2-1 G6-3 ②		B SI 88 C SI 89 X SI 87 1-1 F9 ①		X FF 91 0-0 25 BB, 23 1B, 8 FC6-4 1B	B FF 90 D FF 86 C SL 86 B SL 86 B FF 90 4-1 25 1B 1-2 2-3 3-H BB		X SI 86 0-0 F9 ①	4	1	1	1	1	0	1

Inning Stats	1	2	3	4	5	6	7	8	9
	R: 1 E: 0 K: 2 S: 14	R: 0 E: 0 K: 0 S: 8	R: 3 E: 0 K: 0 S: 18	R: 0 E: 0 K: 0 S: 7	R: 1 E: 1 K: 0 S: 10	R: 1 E: 0 K: 0 S: 6	R: 3 E: 0 K: 1 S: 16	R: 1 E: 0 K: 0 S: 19	R: 0 E: 0 K: 0 S: 4
	H: 2 LOB: 2 BB: 0 P: 25	H: 1 LOB: 1 BB: 0 P: 11	H: 4 LOB: 1 BB: 0 P: 29	H: 0 LOB: 0 BB: 0 P: 12	H: 3 LOB: 2 BB: 1 P: 21	H: 2 LOB: 1 BB: 1 P: 11	H: 3 LOB: 2 BB: 2 P: 31	H: 2 LOB: 1 BB: 0 P: 28	H: 0 LOB: 0 BB: 0 P: 6

1B: 12	SF: 2
2B: 5	SAC: 1
3B: 1	DP: 2
HR: 0	HBP: 0

WP: 1	PA: 47
PB: 0	
SB: 0	
CS: 0	

AB	40
R	10
H	17
RBI	10
BB	4
SO	3
LOB	22

PITCHER		IP	WLS	BF	H	R	ER	SO	BB	IBB	HBP	BLK	WP	HR	S	P	ERA	WHIP
Jason Marquis, R ERA: 4.45	(1, 1)	5.0	L	26	10	5	5	2	0	1	0	0	1	0	57	98	9.00	2.000
22 Kevin Hart, R ERA: 5.06	(6, 1)	1.1		8	4	3	3	1	1	0	0	0	0	0	13	22	20.25	3.750
45 Sean Marshall, L ERA: 3.6	(7, 1)	0.0		1	0	0	0	0	1	0	0	0	0	0	3	7	∞	∞
43 Michael Wuertz, R ERA: 4.97	(7, 1)	0.2		4	1	1	1	0	1	0	0	0	0	0	6	13	13.50	3.000
32 Jon Lieber, R ERA: 2.3	(8, 1)	2.0		8	2	1	1	0	0	0	0	0	0	0	23	34	4.50	1.000

PITCHER	IP	WLS	BF	H	R	ER	SO	BB	IBB	HBP	BLK	WP	HR	S	P	ERA	WHIP

Batter	1	2	3	4	5	6	7	8	9	AB	R	H	RBI	BB	SO	LOB
9 Reed Johnson, R (1, 7) (6, 8) OBP: 0.382, SLG: 0.342	C CH 87 X FF 89 0-1 G6-3	C CU 77 S CU 78 B CU 80 F CU 79 X FF 93 1-2 SF9 3-H		B C FF 91 F FF 90 X CU 79 1-2 G5-3		B FF 88 B SI 88 X CH 77 2-0 F8	C SI 92 B CU 76 S SI 91 T SI 92 1-2 K		C CU 68 D CH 84 C CH 85 X CH 85 1-2 FC5 1-2 2-3f	5	0	0	1	0	1	4
2 Ryan Theriot, R (1, 6) OBP: 0.390, SLG: 0.436	C FF 89 B FF 90 B CU 74 X FF 90 2-1 F9	F FF 92 X FF 91 0-1 F9		B CU 78 B CU 77 B FF 91 C FF 89 C FF 91 X FF 91 3-2 G6-3		1 SAFE B CH 78 C CH 78 X CH 78 1-1 25 G6-4-3 1-2 1B		B SI 93 C SI 93 B SL 85 B SL 85 C SI 93 F SI 93 X SI 94 3-2 F9		5	0	1	0	0	0	1
25 Derrek Lee, R (1, 3) OBP: 0.431, SLG: 0.673	B FF 90 C FF 91 B CU 77 F CU 78 F FF 93 B FF 93 B FF 92 4-2 16 BB BB		B FF 90 X FF 90 1-0 HR	F FF 91 C CU 79 X FF 93 0-2 F8		X SI 89 0-0 G6-4-3 1-2f		C SI 94 B SL 86 B SL 86 F SI 93 C SL 85 2-3 K		4	1	1	1	1	1	2
16 Aramis Ramirez, R (1, 5) OBP: 0.413, SLG: 0.551	B FF 90 F CU 76 1 SAFE B FF 91 B SI 91 B FF 92 4-1 1-2 BB		B FF 90 F CU 74 B FF 90 F FF 90 B CU 78 F FF 92 B FF 91 4-2 1 FC4-6 BB		B FF 90 B SI 89 F FF 90 B FF 90 B FF 89 4-1 18 FC5-4 BB BB		F SI 92 B SI 92 C SI 91 C SI 93 1-3 K	F SI 93 F SI 94 X CH 84 0-2 1 DI 1B		2	0	1	0	3	1	0
1 Kosuke Fukudome, L (1, 9) OBP: 0.434, SLG: 0.468	S CU 77 B FF 91 C FF 91 X CU 79 1-2 G3-1		B CU 76 X FF 90 1-0 FC4-6 18 BB E 20 SF7 1-2f		B CU 77 S CU 77 C CU 79 F FF 91 X CU 79 1-2 F7		X SI 91 0-0 19 1B 17 2B 1B	B SI 93 C SI 92 B SL 86 C SI 94 F SI 93 F SI 93 B CH 85 F SI 94 F SI 94 3-2 T SI 93 K 1-2		5	2	1	0	0	1	5
Mark DeRosa, R (1, 4) (6, 7) OBP: 0.393, SLG: 0.443		C CU 74 B FF 91 F FF 90 F FF 93 D CU 80 X FF 91 2-2 20 BB 18 1B FC4 1B	1 SAFE S FF 90 1 SAFE F FF 91 D CU 79 F FF 93 X CU 79 1-2 E5 18 BB 1-2		B CU 78 B FF 92 F FF 89 B FF 91 B FF 90 4-1 18 FC5-4 1-2 BB		B SI 92 X SI 92 1-0 19 1B 17 2B 1-2 1B		C FF 92 B FF 93 C CH 84 X CH 84 1-2 G1-3	4	2	2	0	1	0	1
18 Geovany Soto, R (1, 2) OBP: 0.424, SLG: 0.554		X CU 74 0-0 FC4 9 SF9 20 BB 1-2 1B	F CU 76 D CU 77 B FF 90 B CU 76 D FF 91 4-1 1-2 2-3 BB		C FF 92 B FF 92 X CU 78 1-1 FC5-4 1-2f 2-3		X SI 91 0-0 F8		C FF 92 B FF 92 X CH 85 1-1 9 FC5 2B	4	1	2	0	1	0	4
20 Felix Pie, L (1, 8) OBP: 0.289, SLG: 0.300 22 Kevin Hart, R (6, 1) 45 Sean Marshall, L (7, 1) 43 Michael Wuertz, R (7, 1) 19 Matt Murton, R (7, PH) OBP: 0.231, SLG: 0.167 32 Jon Lieber, L (8, 1) 33 Daryle Ward, L (9, PH) OBP: 0.348, SLG: 0.250	B FF 91 B FF 91 B FF 92 B FF 91 4-0 FC4 1-2 2-3 BB		C CU 79 B CU 78 B FF 91 X SI 91 2-1 SF7 3-H		F FF 92 B FF 92 S FF 91 B CU 79 S FF 92 2-3 K		B SI 92 C SI 91 B SI 91 C SI 93 B CH 85 X SI 92 3-2 17 2B 1-2 2-3 1B		S C CH 85 S CH 84 0-3 K	1 0 0 0 0 1 0	0 0 0 0 0 1 0	0 0 0 0 0 1 0	1 0 0 0 0 0 0	1 0 0 0 0 0 0	1 0 0 0 0 0 0	2 0 0 0 0 0 0
Jason Marquis, L (1, 1) OBP: 0.167, SLG: 0.333 17 Mike Fontenot, L (6, 4) OBP: 0.273, SLG: 0.381		B FF 93 F FF 91 F FF 93 X CU 79 1-2 FC4 1-2f 2-3 3-H	S FF 90 F CU 78 S CU 80 0-3 K2-3			C FF 88 F CH 80 B FF 88 B CH 80 F CH 77 X CH 78 2-2 2 1B 1B	X SI 91 0-0 1-H 2-H 3-H 2B		B FF 92 C FF 91 B CU 69 S FF 92 B CH 85 F FF 92 B FF 91 4-2 9 FC5 BB	2 2	0 0	0 2	1 3	0 1	1 0	4 0
Inning Stats	R: 0 E: 0 K: 0 S: 11 H: 0 LOB: 2 BB: 2 P: 22	R: 2 E: 0 K: 0 S: 14 H: 2 LOB: 1 BB: 1 P: 22	R: 2 E: 1 K: 1 S: 15 H: 1 LOB: 2 BB: 2 P: 28	R: 0 E: 0 K: 0 S: 9 H: 0 LOB: 0 BB: 0 P: 13	R: 0 E: 0 K: 1 S: 11 H: 0 LOB: 2 BB: 2 P: 23	R: 0 E: 0 K: 0 S: 8 H: 2 LOB: 1 BB: 0 P: 13	R: 3 E: 0 K: 2 S: 13 H: 4 LOB: 1 BB: 0 P: 19	R: 0 E: 0 K: 2 S: 17 H: 1 LOB: 1 BB: 0 P: 25	R: 0 E: 0 K: 1 S: 14 H: 1 LOB: 2 BB: 1 P: 21	1B: 8 2B: 2 3B: 0 HR: 1 SF: 2 SAC: 0 DP: 1 HBP: 0	WP: 0 PB: 0 SB: 0 CS: 0 PA: 46					

PITCHER		IP	WLS	BF	H	R	ER	SO	BB	IBB	HBP	BLK	WP	HR	S	P	ERA	WHIP
15 Ben Sheets, R ERA: 1.64	(1, 1)	5.0	W	26	3	4	3	2	7	0	0	0	0	1	60	108	5.40	2.000
54 David Riske, R ERA: 6.39	(6, 1)	1.0	H	4	2	0	0	0	0	0	0	0	0	0	8	13	0.00	2.000
Salomon Torres, R ERA: 3.44	(7, 1)	1.0		7	4	3	3	2	0	0	0	0	0	0	13	19	27.00	4.000
Guillermo Mota, R ERA: 2.77	(8, 1)	1.0	H	4	1	0	0	2	0	0	0	0	0	0	17	25	0.00	1.000
38 Eric Gagne, R ERA: 5.68	(9, 1)	1.0	S	5	1	0	0	1	1	0	0	0	0	0	14	21	0.00	2.000

PITCHER	IP	WLS	BF	H	R	ER	SO	BB	IBB	HBP	BLK	WP	HR	S	P	ERA	WHIP

BOTTOM

Milwaukee Brewers @ Chicago Cubs

Wrigley Field, Chicago, IL

Tue Apr 29 2008, 7:05 PM CDT

Att. 39,543 - Clear - 38 F

livebaseballscorecards.com

AB	36
R	7
H	11
RBI	7
BB	8
SO	7
LOB	24

Milwaukee Brewers @ Chicago Cubs

Wrigley Field, Chicago, IL

Wed Apr 30 2008, 7:05 PM CDT

Att. 39,908 - Clear - 47 F

TOP

livebaseballscorecards.com

Batter	1	2	3	4	5	6	7	8	9	AB	R	H	RBI	BB	SO	LOB
23 Rickie Weeks Jr., R (1, 4) OBP: 0.336, SLG: 0.346	F SI 90 B SI 91 C FF 90 B SL 83 X SL 84 2-2 ① G1-3		C SL 84 X SL 83 0-1 25 BB; 8 1B; 1B		C SI 89 B SL 82 B SL 81 B SI 89 B SI 89 4-1 8 2B; 1-2 BB		C SI 90 B SL 82 C SL 81 F SI 91 B SL 82 B SI 90 X SI 89 3-2 11 HR; 2B		C SL 84 B FF 93 C SL 85 B FF 88 F FF 93 X FF 84 2-2 ③ P6	4	3	2	0	1	0	0
25 Mike Cameron, R (1, 8) OBP: 0.500, SLG: 0.500	B SI 92 X SI 91 1-0 ② P3		B SI 90 B SI 91 C SI 91 B SI 90 S SI 90 B SI 90 4-2 8 1B; 1-2 BB		C SI 89 T SI 90 X SI 89 0-2 ② P5		F SI 90 F SI 90 C SL 82 0-3 ② K			3	0	0	0	1	1	3
8 Ryan Braun, R (1, 7) OBP: 0.296, SLG: 0.436 11 Mike Rivera, R (5, 3) OBP: 0.375, SLG: 0.600	F SI 92 X SL 83 0-1 ③ G5-3		B SI 90 X FS 83 1-0 1-3; 2-H 1B		C SI 90 B SI 90 X SL 82 1-1 1-H; 2-H 2B		B SL 81 B SL 82 F SI 90 F SL 81 F SI 90 B SL 80 X SI 90 3-2 2-H HR			3 1	0 1	2 1	3 2	0 0	0 0	0 0
28 Prince Fielder, L (1, 3) OBP: 0.368, SLG: 0.446 73 Seth McClung, L (5, 1) Derrick Turnbow, R (8, 1) 57 Mitch Stetter, L (8, 1)		C FF 91 F FS 79 F SI 92 B SL 83 B SI 90 F FS 82 F SI 91 X SI 91 2-2 2 G5-3; 1B	F FS 82 C SI 90 F SI 90 B SI 91 F FS 82 X SI 90 1-2 ③ F7		X FS 82 0-0 ③ G4-3		S FF 88 B FF 89 F SI 90 B SI 89 C SI 89 2-3 ③ K		3 1 0 0	0 0 0 0	1 0 0 0	0 0 0 0	0 0 0 0	0 1 0 0	3 0 0 0
1 Corey Hart, R (1, 9) OBP: 0.355, SLG: 0.424 33 Gabe Kapler, R (7, 9) OBP: 0.304, SLG: 0.566		F SI 88 B SI 90 C SL 83 F SI 90 X FS 82 1-2 ① P4		C SI 90 B SI 90 B SL 82 C SI 90 B SI 89 X SI 90 3-2 ① P4		B SI 89 B SI 90 B SI 90 C SI 89 F SI 90 B SI 90 4-2 2 G4-3; BB		B FF 94 B FF 93 B FF 92 C FF 91 S FF 92 F FF 93 C FF 94 3-3 ① K		2 1	0 0	0 0	0 0	1 1	0 0	1 0
2 Bill Hall, R (1, 5) OBP: 0.275, SLG: 0.485		C SL 84 C SL 83 X SL 83 0-2 ② G5-3; 1-2		F SL 84 B SI 91 B FF 90 B SI 91 X SI 91 3-1 ② F8		C SI 90 D FS 82 X SI 90 1-1 ①② G4-3; 1-2f		B FF 95 B FF 92 B FF 93 C FF 92 F FF 92 S FF 94 3-3 ② K		4	0	0	0	0	1	2
7 J.J. Hardy, R (1, 6) OBP: 0.305, SLG: 0.298		C SI 91 B SI 91 X SL 83 1-1 ③ G3		X SI 91 0-0 ③ G1-3		B SI 91 B SI 91 B C B 4-1 BB		C SL 79 F SL 82 F FF 93 B FF 94 B SL 81 B SL 79 X FF 92 3-2 ③ P2		3	0	0	0	1	0	1
37 Jeff Suppan, R (1, 1) Brian Shouse, L (4, 1) 22 Tony Gwynn Jr., L (5, PH) OBP: 0.421, SLG: 0.400 (5, 7)			C SI 90 F FF 90 B SI 91 X SL 82 1-2 ① G1-3		B SI 89 C SI 88 B SI 89 X SI 89 2-1 ① G4-3	C F S SI 89 0-3 ③ K			C FF 91 S CH 83 X FF 88 0-2 ① G4-3	1 0 3	0 0 0	0 0 0	0 0 0	0 0 1	0 0 1	0 0 1
18 Jason Kendall, R (1, 2) OBP: 0.365, SLG: 0.388			C SI 90 C SL 83 B SI 91 B SI 91 F SL 83 F SI 90 F SI 91 X SL 84 2-2 ② F7		B SI 90 B SI 89 B FF 89 C FF 89 B FF 88 4-1 23 BB; 8 2B; BB	X 0-0 ① G5-3			C FF 91 B FF 92 X SL 86 1-1 ② G1-3	3	1	0	0	1	0	0
Inning Stats	R: 0 E: 0 K: 0 S: 6 H: 0 LOB: 0 BB: 0 P: 9	R: 0 E: 0 K: 0 S: 15 H: 1 LOB: 1 BB: 0 P: 19	R: 1 E: 0 K: 0 S: 19 H: 2 LOB: 2 BB: 1 P: 28	R: 0 E: 0 K: 0 S: 6 H: 0 LOB: 0 BB: 0 P: 12	R: 2 E: 0 K: 0 S: 10 H: 1 LOB: 1 BB: 2 P: 21	R: 0 E: 0 K: 1 S: 8 H: 0 LOB: 1 BB: 2 P: 17	R: 2 E: 0 K: 2 S: 15 H: 2 LOB: 0 BB: 0 P: 23	R: 0 E: 0 K: 2 S: 11 H: 0 LOB: 0 BB: 0 P: 20	R: 0 E: 0 K: 0 S: 9 H: 0 LOB: 0 BB: 0 P: 12	1B: 3 2B: 2 3B: 0 HR: 1 SF: 0 SAC: 0 DP: 1 HBP: 0						

	AB	32
	R	5
	H	6
	RBI	5
	BB	5
	SO	5
	LOB	11

WP: 0 PA: 37
PB: 0
SB: 0
CS: 0

PITCHER		IP	WLS	BF	H	R	ER	SO	BB	IBB	HBP	BLK	WP	HR	S	P	ERA	WHIP
46 Ryan Dempster, R ERA: 3.16	(1, 1)	6.0	W	26	4	3	3	1	5	0	0	0	0	0	64	106	4.50	1.500
Bob Howry, R ERA: 8.1	(7, 1)	1.0		5	2	2	2	2	0	0	0	0	0	1	15	23	18.00	2.000
49 Carlos Marmol, R ERA: 1.56	(8, 1)	1.0		3	0	0	0	2	0	0	0	0	0	0	11	20	0.00	0.000
43 Michael Wuertz, R ERA: 4.61	(9, 1)	1.0		3	0	0	0	0	0	0	0	0	0	0	9	12	0.00	0.000

PITCHER		IP	WLS	BF	H	R	ER	SO	BB	IBB	HBP	BLK	WP	HR	S	P	ERA	WHIP

Batter	1	2	3	4	5	6	7	8	9	AB	R	H	RBI	BB	SO	LOB
9 Reed Johnson, R (1, 7) OBP: 0.379, SLG: 0.333	C FF 85 B FC 86 B FC 87 X FF 87 2-1 2 1B 25 2B 1B C FF 87 X CU 71 0-1 ③ FC6-4 1-2f			C SI 86 F SI 85 X FC 79 0-2 ① G5-3	C FF 95 F CU 79 B FF 95 X CU 79 1-2 ② F7		C FF 94 S FF 94 F FF 95 F FF 96 F CU 80 B FF 95 F CU 80 F FF 96 F FF 95 3-3 B CU 79 B FF 95 S FF 94 ① K	B FF 93 B FF 93 B FF 92 C FF 91 B FF 93 4-1 2 BB 2B 1-2 2-3 BB		5	2	1	0	1	1	1
2 Ryan Theriot, R (1, 6) OBP: 0.396, SLG: 0.434	B FF 85 1 SAFE C FC 80 P PO 76 F FC 81 B FC 82 X FC 83 3-2 25 2B 25 S 16 2B 1B 1-3	B FF 86 X FF 86 1-0 ① G4-3		B FC 81 C FC 81 F FC 81 B FF 86 X FC 79 2-2 25 1B 16 E 1B	X FF 95 0-0 ③ L9		C FF 95 B FF 92 B CU 77 X FF 93 2-1 ② G3	B FF 93 C FF 91 B SL 79 B FF 92 C FF 93 F FF 94 F FF 91 B FF 91 4-2 2B 1-2 2-3 3-H BB		5	3	2	1	1	0	0
25 Derrek Lee, R (1, 3) OBP: 0.437, SLG: 0.682 Ronny Cedeno, R (6, PH) OBP: 0.451, SLG: 0.578 (7, 4)	B FF 87 C FF 87 S FC 83 B FC 82 X FF 86 2-2 16 2B 2B 1-3 3-H	B FF 86 B FF 86 B FF 85 C FF 87 X FF 86 3-1 ② P4		B FF 87 S FC 79 X FF 82 1-1 1 FC5-4 16 E 1B 1-3		C FF 94 F CU 77 B SL 84 B SL 84 B FF 96 B FF 94 4-2 1 WP 1 1B BB	B FF 94 B FF 94 B FF 92 C FF 93 B FF 92 4-1 BB	D SL 81 X FF 90 1-0 33 2B 1-H 2-H 3-H 2B		3 1	2 2	2 1	1 3	0 2	0 0	0 0
16 Aramis Ramirez, R (1, 5) OBP: 0.411, SLG: 0.554 33 Daryle Ward, L (6, PH) OBP: 0.346, SLG: 0.316 (7, 3)	S FC 84 X CH 79 0-1 18 HR 2B 2-H 3-H	B FF 88 B FC 84 F FC 84 B FC 83 X FF 88 3-1 ③ F9		C FC 84 B SI 87 F FC 82 X SI 87 1-2 E5 1 FC5-4 1-2 3-H		B FF 93 F SI 93 B FF 96 F SI 92 C FF 95 2-3 ① K	B FF 92 X FF 92 1-0 ③ L8	C SL 79 B SL 77 X FF 90 2-1 2-H 2B		3 3	1 0	1 1	3 1	0 0	0 1	1 2
1 Kosuke Fukudome, L (1, 9) OBP: 0.436, SLG: 0.480 Henry Blanco, R (7, 2) OBP: 0.429, SLG: 0.333	B SI 87 C SI 86 C SI 86 X FC 77 1-2 ① L7		X SI 87 0-0 1B 2B	F B FF 87 F FF 84 F FF 87 X CU 67 1-2 ② FC5-4 1B 18 HR 1-2f 2-3		C B FF 93 C SI 91 B CU 75 F FF 94 B CU 75 X 3-2 20 BB BB 1B 1-H		K BB		4 1	2 0	2 0	1 0	0 1	0 1	3 0
Mark DeRosa, R (1, 4) OBP: 0.416, SLG: 0.451 (7, 5)	C FC 83 F FF 85 B FF 87 B FC 80 B FF 86 F SI 87 B FF 88 4-2 18 HR BB		S S FC 83 X FF 88 0-2 2-H 1B	D FC 81 B FC 82 S FC 81 C FC 80 F FC 80 X FC 80 2-2 18 HR 1B 1-2 3-H		F FF 93 B FF 94 B SI 93 B FF 92 B FF 94 4-1 20 BB 1-2 BB		BB K		3	3	2	2	3	1	2
18 Geovany Soto, R (1, 2) OBP: 0.427, SLG: 0.621 Bob Howry, L (7, 1) 49 Carlos Marmol, R (8, 1) 17 Mike Fontenot, L (8, PH) OBP: 0.289, SLG: 0.395 43 Michael Wuertz, R (9, 1)	B FC 84 X SI 87 1-0 1-H 2-H HR		B FF 87 B FC 80 X FC 83 2-0 ① F7	B SI 78 X SI 78 1-0 1-H 2-H HR		C CU 77 B CU 80 C FF 94 S FF 94 1-3 ② K	B FF 92 F FF 91 X FF 92 1-1 9 BB 19 1B 2 BB 1-2 1B		4 0 0 1 0	2 0 0 1 0	2 0 0 1 0	6 0 0 0 0	0 0 0 0 0	1 0 0 0 0	3 0 0 0 0
20 Felix Pie, L (1, 8) OBP: 0.280, SLG: 0.273	B SI 88 B FC 84 B SI 86 C FF 87 F SI 86 C SI 87 3-3 ② K		F SI 87 C FC 83 B FF 86 B FF 86 X SI 90 2-2 ② P6	S SI 79 B SL 73 C SI 79 S SL 72 1-3 ③ K		B FF 93 B FF 92 B FF 93 C FF 92 B FF 94 4-1 1-2 2-3 BB		C FF 93 X SL 79 0-1 ② F9		4	0	0	0	1	2	3
46 Ryan Dempster, R (1, 1) OBP: 0.167, SLG: 0.167 19 Matt Murton, R (6, PH) OBP: 0.267, SLG: 0.214 (7, 9)	X FF 88 0-0 9 FC6-4 1B		B FC 82 X FF 87 1-0 ③ F8		B FF 93 F FF 94 B FF 94 B FF 93 C FF 93 S FF 94 3-3 ① K	C FF 94 B CU 78 C FF 94 F FF 95 B FF 94 S FF 94 2-3 ③ K		X FF 89 0-0 2 BB 9 BB 2B 1-2 2-H 1B		3 2	0 1	1 1	0 1	0 0	1 1	1 3
Inning Stats	R: 6 E: 0 K: 1 S: 24 H: 6 LOB: 1 BB: 1 P: 39	R: 0 E: 0 K: 0 S: 5 H: 0 LOB: 0 BB: 0 P: 12	R: 1 E: 0 K: 0 S: 10 H: 2 LOB: 1 BB: 0 P: 15	R: 5 E: 1 K: 1 S: 23 H: 4 LOB: 0 BB: 0 P: 32	R: 0 E: 0 K: 1 S: 7 H: 0 LOB: 0 BB: 0 P: 11	R: 1 E: 0 K: 3 S: 18 H: 1 LOB: 3 BB: 3 P: 38	R: 0 E: 0 K: 1 S: 13 H: 0 LOB: 1 BB: 1 P: 23	R: 6 E: 0 K: 2 S: 24 H: 4 LOB: 2 BB: 4 P: 48		1B: 10 2B: 5 3B: 0 HR: 2 SF: 0 SAC: 0 DP: 0 HBP: 0	WP: 1 PB: 0 SB: 1 CS: 0 PA: 51				

PITCHER		IP	WLS	BF	H	R	ER	SO	BB	IBB	HBP	BLK	WP	HR	S	P	ERA	WHIP
37 Jeff Suppan, R ERA: 5.19	(1, 1)	3.2	L	24	11	11	9	1	1	0	0	0	0	1	58	92	22.09	3.273
Brian Shouse, L ERA: 3.86	(4, 1)	0.1		2	1	1	0	1	0	0	0	0	0	1	4	6	0.00	3.000
73 Seth McClung, R ERA: 5.4	(5, 1)	3.0		14	1	1	1	5	4	0	0	0	1	0	38	72	3.00	1.667
Derrick Turnbow, R ERA: 15.63	(8, 1)	0.2		10	4	6	6	1	4	0	0	0	0	0	21	43	81.00	12.000
57 Mitch Stetter, L ERA:	(8, 1)	0.1		1	0	0	0	1	0	0	0	0	0	0	3	5	0.00	0.000

PITCHER	IP	WLS	BF	H	R	ER	SO	BB	IBB	HBP	BLK	WP	HR	S	P	ERA	WHIP

BOTTOM

Milwaukee Brewers @ Chicago Cubs

Wrigley Field, Chicago, IL

Wed Apr 30 2008, 7:05 PM CDT

Att. 39,908 - Clear - 47 F

livebaseballscorecards.com

AB	42
R	19
H	17
RBI	19
BB	9
SO	9
LOB	19

Batter	1	2	3	4	5	6	7	8	9	AB	R	H	RBI	BB	SO	LOB
23 Rickie Weeks Jr., R (1, 4) OBP: 0.338, SLG: 0.352	B SI 87 X SI 86 1-0 ① G5-3		C SL 80 B SL 84 B SL 79 S SL 84 X SL 85 2-2 25 WP 2B		B SI 92 F SI 91 F SL 83 B SI 93 F FF 91 F FF 89 B SL 84 X SI 93 3-2 ③ F9		B FF 94 B SL 81 C SL 80 B SL 83 F FF 92 S SL 80 3-3 ② K		B FF 97 B FF 97 B FF 96 C FF 96 B FF 96 4-1 1-2 8 2B BB	4	0	1	0	1	1	2
25 Mike Cameron, R (1, 8) OBP: 0.333, SLG: 0.308	B SI 86 X SI 89 1-0 ② P3		B FF 90 F SI 90 B SI 92 F SL 82 F SI 92 F FF 91 X FS 86 2-2 ③ F8 2-3			X SI 88 0-0 ① F8	B FF 94 B SL 80 B SL 80 C FF 95 S FF 93 S FF 94 3-3 ③ K		C FF 95 F FF 95 B FF 96 S FF 95 1-3 ① K	5	0	0	0	0	2	6
8 Ryan Braun, R (1, 7) OBP: 0.308, SLG: 0.478	B SI 90 F FF 89 B SI 89 X SI 92 2-1 E4			X FS 83 0-0 1 G5-3 28 BB 1B		C FF 88 F FF 90 B SI 93 F SI 93 B SL 86 F SL 85 X FF 92 2-2 HR		B SL 81 C FF 94 C FF 94 F SL 82 B FF 93 S SL 81 2-3 ① K	S CU 83 X FF 96 0-1 ② 1-H 2-H 3-H 2B	5	1	3	3	0	1	0
28 Prince Fielder, L (1, 3) OBP: 0.361, SLG: 0.427	B FF 88 B SI 88 B FF 88 C FF 89 F SI 90 X FS 85 3-2 ③ G4-3			F SI 88 B SI 89 B FS 85 F FF 88 F FF 90 F FF 90 B SI 92 B FF 90 4-2 1 G5-3 1-2 BB		C FS 85 C FF 91 F SI 92 X SI 93 0-2 E8 2 1B		B FF 94 B SL 79 C SL 80 F FF 94 C SL 80 2-3 ② K	S FF 96 X FF 96 0-1 ③ G4-3	4	0	0	0	1	1	2
1 Corey Hart, R (1, 9) OBP: 0.360, SLG: 0.427		C SL 78 F FF 87 B SI 88 X SL 81 1-2 CS 1B		F SI 91 X SI 89 0-1 ① ② G5-3 1-2 2-3f		B SL 84 C SI 93 B SI 90 F SL 81 B SI 94 S SL 83 3-3 ② K		X FF 93 0-0 1B		4	0	2	0	0	1	3
2 Bill Hall, R (1, 5) OBP: 0.283, SLG: 0.481		1 SAFE X SI 88 0-0 ① P4		B SI 90 B SI 91 C SI 91 C SL 83 B SI 93 B SI 92 4-2 BB		B SL 83 C SI 93 B SI 93 X SI 92 2-1 ③ 2-H 1B		F FF 94 F FF 94 F SL 82 X FF 95 0-2 ③ F9		3	0	1	0	1	0	2
Craig Counsell, L (1, 6) OBP: 0.341, SLG: 0.350		1 SAFE B FF 88 1 SAFE B FF 88 B FF 88 C SI 88 1 SAFE C FF 89 C FF 90 3-3 ② ③ K 1-2		C FF 88 F FF 89 C FF 92 0-3 ③ K			X FS 86 0-0 ① F9		H SL 90 1-0 33 2B 18 1B HBP	3	1	0	0	0	2	3
49 Yovani Gallardo, R (1, 1) OBP: 0.125, SLG: 0.250 22 Tony Gwynn Jr., L (7, PH) OBP: 0.450, SLG: 0.438 54 David Riske, R (7, 1) Brian Shouse, L (8, 1) 33 Gabe Kapler, R (9, PH) OBP: 0.316, SLG: 0.593 38 Eric Gagne, R (9, 1)			C SI 88 C SI 89 X SL 82 0-2 ① F9		B SL 78 B SI 88 B SI 88 C FS 85 X SI 88 3-1 ① G5-3		L SI 89 X SI 88 0-1 18 1B 1B		B FF 96 F FF 95 S FF 95 X SL 84 1-2 18 1B 8 2B 1-3 2B	2 1 0 0 1 0	0 0 0 0 1 0	0 1 0 0 1 0	0 0 0 0 0 0	0 0 0 0 0 0	0 0 0 0 0 0	0 0 0 0 0 0
18 Jason Kendall, R (1, 2) OBP: 0.370, SLG: 0.393			B SI 88 C SI 87 F SI 88 F FF 90 X SI 92 1-2 ② G4-3		C FS 86 C SL 80 B SI 91 B CU 67 X SI 90 2-2 ② G6-3		C SI 87 1 SAFE B SI 88 X SI 89 1-1 1-3 1B		F FF 95 X CU 84 0-1 23 BB 8 2B 2-3 3-H 1B	4	1	2	1	0	0	0
Inning Stats	R: 0 E: 1 K: 0 S: 7 H: 0 LOB: 1 BB: 0 P: 14	R: 0 E: 0 K: 1 S: 7 H: 1 LOB: 1 BB: 0 P: 11	R: 0 E: 0 K: 0 S: 15 H: 1 LOB: 1 BB: 0 P: 20	R: 0 E: 0 K: 1 S: 12 H: 1 LOB: 2 BB: 2 P: 20	R: 0 E: 0 K: 0 S: 10 H: 0 LOB: 0 BB: 0 P: 18	R: 1 E: 1 K: 1 S: 15 H: 2 LOB: 2 BB: 0 P: 22	R: 0 E: 0 K: 2 S: 11 H: 2 LOB: 2 BB: 0 P: 18	R: 0 E: 0 K: 2 S: 12 H: 1 LOB: 1 BB: 0 P: 16	R: 3 E: 0 K: 1 S: 13 H: 3 LOB: 1 BB: 1 P: 20	1B: 7 2B: 4 3B: 0 HR: 1 SF: 0 SAC: 0 DP: 2 HBP: 1						

PITCHER		IP	WLS	BF	H	R	ER	SO	BB	IBB	HBP	BLK	WP	HR	S	P	ERA	WHIP
38 Carlos Zambrano, R ERA: 2.11	(1, 1)	6.1		27	7	1	1	3	2	0	0	0	1	1	71	111	1.42	1.421
49 Carlos Marmol, R ERA: 1.42	(7, 1)	1.2	H	6	1	0	0	4	0	0	0	0	0	0	18	28	0.00	0.600
34 Kerry Wood, R ERA: 5.14	(9, 1)	1.0	L	7	3	3	3	1	1	0	1	0	0	0	13	20	27.00	4.000

PITCHER	IP	WLS	BF	H	R	ER	SO	BB	IBB	HBP	BLK	WP	HR	S	P	ERA	WHIP

TOP

Milwaukee Brewers @ Chicago Cubs

Wrigley Field, Chicago, IL

Thu May 01 2008, 1:20 PM CDT

Att. 40,849 - Partly Cloudy - 70 F

livebaseballscorecards.com

AB	36
R	4
H	11
RBI	4
BB	3
SO	8
LOB	18

1B: 7	SF: 0	WP: 1	PA: 40
2B: 4	SAC: 0	PB: 0	
3B: 0	DP: 2	SB: 0	
HR: 1	HBP: 1	CS: 1	

Milwaukee Brewers @ Chicago Cubs

Wrigley Field, Chicago, IL

Thu May 01 2008, 1:20 PM CDT

Att. 40,849 - Partly Cloudy - 70 F

livebaseballscorecards.com

Batter	1	2	3	4	5	6	7	8	9	AB	R	H	RBI	BB	SO	LOB
12 Alfonso Soriano, R (1, 7) OBP: 0.215, SLG: 0.279	C FF 91 X CU 78 0-1 ① G6-3		C CU 78 S FF 93 D CU 80 X CU 79 1-2 ① G5-3		B FF 90 C FF 88 X SL 84 1-1 ③ G6-3		B CH 79 1 SAFE X SI 89 1-0 ② P3			4	0	0	0	0	0	1
2 Ryan Theriot, R (1, 6) OBP: 0.409, SLG: 0.447	C FF 92 B FF 93 F FF 92 B FF 91 X FF 92 2-2 25 FC6-4 1B		B FF 92 X FF 90 1-0 25 G1-4-3 1B			B CU 76 C CU 76 B CU 75 X FF 88 2-1 25 1B 1B	X FF 88 0-0 ③ L8			4	0	3	0	0	0	1
25 Derrek Lee, R (1, 3) OBP: 0.431, SLG: 0.667	1 SAFE C FF 90 F FF 91 D CU 78 1 SAFE X CU 79 1-2 ② FC6-4 1-2f		1 SAFE B CU 76 B FF 91 F FF 91 X FF 91 2-1 ②③ G1-4-3 1-2f			C FF 89 1 SAFE C SL 81 B SL 82 F FF 90 B FF 89 X CU 76 2-2 ① 1 1B SF7 1-3 1B		F FF 89 X CH 82 0-1 ① F9		4	1	1	0	0	0	2
16 Aramis Ramirez, R (1, 5) OBP: 0.406, SLG: 0.538	B FF 91 F FF 91 C FF 92 C CU 79 1-3 ③ K			F FF 90 B FF 92 S CH 87 B FF 92 S SL 85 2-3 ① K X CU 79 0-0 1B		B FF 89 B FF 90 B SL 80 F FF 88 B SL 82 4-1 1 1B 18 2B BB B FF 88 F SI 87 C CU 77 X FF 90 1-2 18 2B 1B 1-2 2-3		C FF 90 C FF 89 S FF 90 0-3 ② K		3	1	0	0	1	3	1
1 Kosuke Fukudome, L (1, 9) OBP: 0.455, SLG: 0.500		B CU 78 B CU 78 C SI 90 B SI 91 X FF 91 3-1 1B						F FF 90 B SI 89 B SI 81 C CH 79 B SI 89 F FF 88 F FF 89 X CH 81 3-2 33 CS 1B		4	0	4	0	0	0	0
Mark DeRosa, R (1, 4) OBP: 0.405, SLG: 0.441 49 Carlos Marmol, R (7, 1) 33 Daryle Ward, L (8, PH) OBP: 0.346, SLG: 0.316 34 Kerry Wood, R (9, 1) Ronny Cedeno, R (9, PH) OBP: 0.462, SLG: 0.578		1 SAFE C FF 90 1 SAFE B CU 77 C CU 77 F CU 80 B FF 92 S SL 84 2-3 ① K		F FF 90 1 SAFE B CU 78 1 SAFE X SL 82 1-1 ② P3		B SL 82 C SI 89 S CU 77 B CU 77 X SL 83 2-2 ② SF7 3-H		1 SAFE C SI 79 1 SAFE 0-1 ③ CS 1-2	B FF 93 C FF 94 B CH 84 F FF 94 B FF 94 B FF 94 4-2 20 G6-4-3 BB	2 0 0 0 0	0 0 0 0 0	0 0 0 0 0	1 0 0 0 0	0 0 0 0 1	1 0 0 0 0	2 0 0 0 0
18 Geovany Soto, R (1, 2) OBP: 0.421, SLG: 0.615		C FF 90 C FF 91 C FF 91 0-3 ② K		F FF 90 X FF 90 0-1 ③ F8		C CU 77 X FF 90 0-1 ③ 1-H 2-H 2B			C CU 70 S FF 93 C FF 94 0-3 ① K	4	0	1	1	0	2	3
9 Reed Johnson, R (1, 8) OBP: 0.367, SLG: 0.321 20 Felix Pie, L (8, 8) OBP: 0.275, SLG: 0.267		1 SAFE 1 SAFE C FF 92 D CU 79 C CU 78 X FF 91 1-2 ③ F8			X FF 90 0-0 ① B3		B FF 89 S FF 89 F CH 81 F FF 90 X CH 80 1-2 ① F9		1 SAFE C FF 93 S FF 93 B FF 93 F CH 87 X FF 93 1-2 ②③ G6-4-3 1-2f	3 1	0 0	0 0	0 0	0 0	0 0	1 1
38 Carlos Zambrano, S (1, 1) OBP: 0.211, SLG: 0.421 17 Mike Fontenot, L (7, 4) OBP: 0.304, SLG: 0.409			B SI 90 F SI 89 S SI 92 X CU 80 1-2 HR		X SI 87 0-0 ② F9		B SI 89 C FF 89 B FF 90 F FF 88 X CH 81 2-2 1B			2 1	1 0	1 1	1 0	0 0	0 0	0 0
Inning Stats	R: 0 E: 0 K: 1 S: 11 H: 1 LOB: 1 BB: 0 P: 15	R: 0 E: 0 K: 2 S: 12 H: 1 LOB: 1 BB: 0 P: 18	R: 1 E: 0 K: 0 S: 9 H: 2 LOB: 0 BB: 0 P: 14	R: 0 E: 0 K: 1 S: 8 H: 1 LOB: 1 BB: 0 P: 11	R: 0 E: 0 K: 0 S: 4 H: 0 LOB: 0 BB: 0 P: 5	R: 2 E: 0 K: 0 S: 15 H: 4 LOB: 2 BB: 1 P: 26	R: 0 E: 0 K: 0 S: 9 H: 1 LOB: 1 BB: 0 P: 13	R: 0 E: 0 K: 1 S: 11 H: 1 LOB: 0 BB: 0 P: 14	R: 0 E: 0 K: 1 S: 9 H: 0 LOB: 0 BB: 1 P: 14	1B: 9 2B: 1 3B: 0 HR: 1 SF: 1 SAC: 0 DP: 2 HBP: 0						

BOTTOM

AB	32
R	3
H	11
RBI	3
BB	2
SO	6
LOB	12

WP: 0 PA: 36
PB: 0
SB: 0
CS: 1

PITCHER		IP	WLS	BF	H	R	ER	SO	BB	IBB	HBP	BLK	WP	HR	S	P	ERA	WHIP
49 Yovani Gallardo, R ERA: 1.8	(1, 1)	6.0		25	9	3	3	4	1	0	0	0	0	1	59	89	4.50	1.667
54 David Riske, R ERA: 5.65	(7, 1)	1.2		7	2	0	0	1	0	0	0	0	0	0	19	26	0.00	1.200
Brian Shouse, L ERA: 3.72	(8, 1)	0.1	W	0	0	0	0	0	0	0	0	0	0	0	1	1	0.00	0.000
38 Eric Gagne, R ERA: 5.27	(9, 1)	1.0	S	3	0	0	0	1	1	0	0	0	0	0	9	14	0.00	1.000

PITCHER		IP	WLS	BF	H	R	ER	SO	BB	IBB	HBP	BLK	WP	HR	S	P	ERA	WHIP

Chicago Cubs @ St. Louis Cardinals

Busch Stadium, St. Louis, MO

Fri May 02 2008, 7:15 PM CDT

Att. 45,077 - Clear - 71 F

livebaseballscorecards.com

Batter	1	2	3	4	5	6	7	8	9	10	11	AB	R	H	RBI	BB	SO	LOB
12 Alfonso Soriano, R (1, 7) OBP: 0.211, SLG: 0.313	X SI 91 0-0 ① F9		C FC 86 C CU 74 D CU 76 B FC 87 X FC 86 2-2 ② FC6-4 1-2f 3-H		S FC 85 F CU 74 B FF 93 S CU 75 1-3 ③ K		B SL 90 C CU 77 F SL 89 S CU 79 1-3 ③ K		B FC 89 B SI 92 X FC 89 2-0 2-H HR		S FF 90 C FF 91 B FF 90 B FF 91 B CH 84 S SI 92 3-3 ① K	6	1	1	3	0	3	5
2 Ryan Theriot, R (1, 6) OBP: 0.388, SLG: 0.422	C SI 90 B SI 92 C FC 85 X SI 91 1-2 ② F8		C FC 84 1 SAFE S FC 83 B SI 91 X CU 73 1-2 ③ G5-3			C SI 90 F FC 84 B SI 91 B FC 85 F SI 91 B SI 90 X SI 92 3-2 ① G3		C FS 84 X SI 92 0-1 ① F9	X SI 91 0-0 ② B1-3		1 SAFE B FF 92 X FF 90 1-0 ② F8	6	0	0	0	0	0	2
25 Derrek Lee, R (1, 3) OBP: 0.434, SLG: 0.653	C SI 91 B FC 88 S FC 84 B CU 77 X SI 94 2-2 ③ G4-3			C FC 84 X SI 90 0-1 ① G5-3		C CU 72 X CU 73 0-1 ② G6-3		C FF 92 F FF 92 F SL 85 F SI 93 B FS 86 B SL 84 F FF 92 F FF 93 B SL 85 3-2 X SI 84 1 G3 17 1B 1B	C CU 78 G FF 90 B CU 80 B FC 88 B FC 90 4-1 17 S BB		B FF 90 B SI 90 B SI 90 B SI 89 4-0 1-2 BB	4	0	1	0	2	0	0
16 Aramis Ramirez, R (1, 5) OBP: 0.412, SLG: 0.533 17 Mike Fontenot, L (7, 4) OBP: 0.327, SLG: 0.413		F SI 91 X SI 92 0-1 ① L9		S CU 73 B CU 75 B SI 92 B FC 86 C SI 92 B FC 87 4-2 1 FC6-4 BB		C SI 93 S CU 74 F SI 94 B FC 85 H SI 91 2-2 HBP		B CU 76 F FF 91 X CH 84 1-1 18 FC5 1 G3 1-2 1B	1 SAFE B FF 89 1 SAFE C FF 90 B SI 92 F FC 89 F SI 91 F FC 88 F FF 89 4-2 1 SAFE B CC 89 B FC 89 1-2 BB		C SI 90 D SL 85 X SI 90 1-1 ③ G4-3	1 2	0 0	0 1	0 0	1 1	0 0	0 2
1 Kosuke Fukudome, L (1, 9) OBP: 0.437, SLG: 0.477		B SI 90 C CH 80 C CH 80 S FC 85 1-3 ② K		X SI 91 0-0 ② FC6-4 1-2f		B FC 83 S CH 81 X SI 90 1-1 ③ F7		D CH 86 X CU 78 1-0 ② G3 1-2 2-3	B SL 84 C SI 90 X SL 84 1-1 ③ F7			5	0	0	0	0	1	6
Mark DeRosa, R (1, 4) OBP: 0.397, SLG: 0.423 (7, 5)		X SI 90 0-0 ③ F8		B FC 85 1 SAFE F SI 90 D FC 85 B SI 91 C SI 91 S SI 92 3-3 ③ K			B FC 83 X SI 89 1-0 ① F9	B SL 85 B SI 93 C FS 85 B SI 92 B SL 85 4-1 18 FC5 BB		C SI 89 B CH 84 C SI 91 C SI 91 1-3 ① K	4	0	0	0	1	2	1
18 Geovany Soto, R (1, 2) OBP: 0.420, SLG: 0.615 44 Chad Fox, R (10, 1)			X SI 91 0-0 38 1B 12 FC6-4 2B		S FC 84 B CU 72 B CH 80 X FC 82 2-1 ① G1-3		S FC 84 B SI 90 B FC 82 C SI 91 X CU 75 2-2 9 FC6-4 1B	X SL 85 0-0 ③ FC5 1-2 2-3f		X CH 84 0-0 ② G5-3		5 0	1 0	2 0	0 0	0 0	3 0
20 Felix Pie, L (1, 8) OBP: 0.283, SLG: 0.298 9 Reed Johnson, R (7, PH) OBP: 0.366, SLG: 0.314 (7, 8)			C SI 91 C CU 73 S CU 75 0-3 ① K		X SI 89 0-0 2B		C SL 78 X FF 90 0-1 ② FC6-4 1B 1-2f		C SI 92 H SI 92 1-1 33 DI 12 HR HBP	B SI 90 F SI 90 X FF 90 1-1 ③ L9		2 2	0 1	1 0	0 0	1 0	1 1
53 Rich Hill, L (1, 1) 43 Michael Wuertz, R (1, 1) 38 Carlos Zambrano, S (3, PH) 32 Jon Lieber, L (8, 1) 45 Sean Marshall, L (8, 1) Ronny Cedeno, R (7, PH) OBP: 0.412, SLG: 0.567 Bob Howry, L (7, 1) 33 Daryle Ward, L (9, PH) OBP: 0.000, SLG: 0.000 34 Kerry Wood, R (8, 1) Henry Blanco, R (10, 2) OBP: 0.000, SLG: 0.000			B CU 71 B SI 92 X SI 92 2-0 12 FC6-4 2-3 1B		B FC 82 C SI 90 C SI 90 C CU 73 1-3 ② K		F SL 89 B SL 89 F FF 95 B SL 90 B SL 88 X SL 89 3-2 1-3 1B		B SI 92 C SI 92 C CU 78 O CU 80 F SI 92 S CU 79 2-3 ① K2-3 1-2		B SI 90 B FF 90 C FF 90 F SI 89 X SI 92 2-2 25 BB 1B	0 0 1 1 0 1 0 1 0 1	0 0 0 0 0 0 0 0 0 0	0 0 1 0 0 1 0 0 0 1	0 0 0 0 0 0 0 0 1 0	0 0 0 0 0 0 0 0 0 0	0 0 0 0 1 0 0 0 1 0	0 0 0 0 0 0 0 0 1 0
Inning Stats	R: 0 E: 0 K: 0 S: 7 H: 0 LOB: 0 BB: 0 P: 10	R: 0 E: 0 K: 1 S: 6 H: 0 LOB: 0 BB: 0 P: 7	R: 1 E: 0 K: 1 S: 11 H: 2 LOB: 1 BB: 0 P: 16	R: 0 E: 0 K: 1 S: 8 H: 0 LOB: 1 BB: 1 P: 15	R: 0 E: 0 K: 2 S: 9 H: 1 LOB: 1 BB: 0 P: 13	R: 0 E: 0 K: 0 S: 11 H: 0 LOB: 1 BB: 0 P: 17	R: 0 E: 0 K: 1 S: 12 H: 2 LOB: 2 BB: 0 P: 19	R: 0 E: 0 K: 0 S: 14 H: 2 LOB: 3 BB: 1 P: 23	R: 2 E: 0 K: 1 S: 15 H: 1 LOB: 2 BB: 2 P: 29	R: 0 E: 0 K: 1 S: 6 H: 0 LOB: 0 BB: 0 P: 8	R: 0 E: 0 K: 1 S: 9 H: 1 LOB: 2 BB: 1 P: 20	1B: 6 2B: 2 3B: 0 HR: 1	SF: 0 SAC: 0 DP: 0 HBP: 2					

TOP

AB	42
R	3
H	9
RBI	3
BB	5
SO	9
LOB	23

18 Geovany Soto, R	(1, 2)	6.1		25	4	1	1	5	1	0	1	0	0	0	56	85	1.42	0.789
ERA: 2.6																		
34 Randy Flores, L	(7, 1)	0.1	H	1	0	0	0	0	0	0	0	0	0	0	2	2	0.00	0.000
ERA:																		
46 Kyle McClellan, R	(7, 1)	0.1	H	2	1	0	0	1	0	0	0	0	0	0	6	10	0.00	3.000
ERA: 1.69																		
31 Ryan Franklin, R	(8, 1)	1.0	H	6	2	0	0	0	1	0	0	0	0	0	14	23	0.00	3.000
ERA: 1.8																		
44 Jason Isringhausen, R	(9, 1)	0.2	B	6	1	2	2	1	2	0	1	0	0	1	13	26	27.00	4.500
ERA: 7.11																		

PITCHER		IP	WLS	BF	H	R	ER	SO	BB	IBB	HBP	BLK	WP	HR	S	P	ERA	WHIP
Ron Villone, L	(9, 1)	2.1	W	9	1	0	0	2	1	0	0	0	0	0	17	31	0.00	0.857
ERA: 0.73																		

WP: 0	PA: 49
PB: 0	
SB: 1	
CS: 0	

Batter	1	2	3	4	5	6	7	8	9	10	11	AB	R	H	RBI	BB	SO	LOB
54 Brian Barton, R (1, 7) OBP: 0.400, SLG: 0.450 55 Skip Schumaker, L (4, PH) OBP: 0.395, SLG: 0.457 (5, 7)	C FF 90 C CU 72 S FF 91 0-3 K ①	L FF 92 D CH 88 X FF 91 1-1 SH1-4 ① 2-3		B SI 87 X SI 87 1-0 F7 ②		F SL 86 D SL 84 F FF 89 S CU 73 1-3 K2-3 ③		F SI 92 F SI 92 B SL 83 X FF 92 1-2 P4 ③			X SL 84 0-0 HR 3-H	1 4	0 1	0 1	0 1	0 2	1 0	0 1
24 Rick Ankiel, L (1, 8) OBP: 0.373, SLG: 0.510	B SL 77 B FF 91 B FF 90 B FF 91 4-0 47 BB 5 BB 4 BB BB	S CH 87 D SL 86 S SL 87 D SL 86 S CH 87 2-3 K ②		C CH 82 X CH 84 0-1 1B			C SL 83 X SL 83 0-1 E3 5 1B 4 2B		X FF 96 0-0 F9 ①			4	2	1	0	1	1	1
5 Albert Pujols, R (1, 3) OBP: 0.526, SLG: 0.586	F FF 90 B FF 91 B CU 72 1 SAFE B FF 89 C FF 89 1 SAFE B SL 77 4-2 4 BB 47 BB 1-2 BB	I IN 79 I IN 80 I IN 80 I IN 79 4-0 IBB		B CH 84 B SI 88 X CH 83 2-0 L9 ③			C SL 82 X SI 93 0-1 4 2B 1-2 1B		B SL 85 C SL 88 B FF 96 C CU 85 B FF 96 X SL 86 3-2 G2-3 ②			3	0	1	0	2	0	1
8 Troy Glaus, R (1, 5) OBP: 0.331, SLG: 0.390	D CU 72 X FF 89 1-0 P3 ②	S SL 86 B CH 86 1-1 CS ③ 3-H	B SL 81 C SI 88 C SI 89 X SL 82 1-2 F8 ①		C SI 87 B SL 83 F SL 82 S SI 88 1-3 K ①		S SI 94 B SI 94 C SI 94 S SI 94 1-3 K ①		S FF 96 X FF 97 0-1 P6 ③			5	0	0	0	0	2	4
47 Ryan Ludwick, R (1, 9) OBP: 0.390, SLG: 0.625	B FF 88 B FF 90 B FF 89 C FF 89 B FF 88 4-1 4 BB 1-2 2-3 BB		B SI 88 C SL 82 X SL 81 1-1 F8 ②		C SI 87 B CH 82 B CH 84 X SI 87 2-1 4 G3-6-3 1B		C SL 83 D SL 84 B SI 93 F SI 93 X SI 92 2-2 F9 ②			B SL 85 C SL 84 S SL 85 X SL 84 1-2 L8 ①		4	0	1	0	1	0	2
4 Yadier Molina, R (1, 2) OBP: 0.340, SLG: 0.379	B FF 90 B FF 90 B FF 89 C FF 89 F FF 87 D FF 88 4-2 1-2 2-3 3-H BB		C SI 88 F SI 88 B SI 89 F SI 89 X FF 88 1-2 3 1B 1B		1 SAFE B SI 87 C SI 86 F SL 83 F CH 83 B SI 87 1 SAFE X SI 87 2-2 G3-6-3 ② ③ 1-2f		X SL 83 0-0 1-3 2-H 2B			C SL 85 B FF 95 B FF 95 X SL 84 2-1 F8 ②		4	0	2	2	1	0	1
3 Cesar Izturis, S (1, 6) OBP: 0.341, SLG: 0.268	B CH 86 F FF 90 X SL 85 1-1 P6 ③		B SI 88 X CH 83 1-0 1-3 1B			L SI 85 X SI 86 1-1 L6 ①	F SI 93 B SI 93 B FF 93 F SI 92 C SI 93 2-3 K ③			B FF 94 F FF 94 F SL 84 X SL 84 1-2 F8 ③		5	0	1	0	0	1	5
50 Adam Wainwright, R (1, 1) OBP: 0.300, SLG: 0.526 34 Randy Flores, L (7, 1) 46 Kyle McClellan, R (7, 1) 31 Ryan Franklin, R (8, 1) 16 Chris Duncan, L (8, PH) OBP: 0.410, SLG: 0.418 44 Jason Isringhausen, R (9, 1) Ron Villone, L (9, 1) Aaron Miles, S (11, PH) OBP: 0.354, SLG: 0.333		X FF 92 0-0 13 1B 2B	B CH 84 S SL 83 X CH 82 1-1 L4 ③			S SL 82 B SI 87 F FF 87 X CH 82 1-2 P3 ②		B SI 93 C SI 92 X SI 92 1-1 P3 ①			B SL 83 F FF 93 B SL 83 F FF 93 X SL 83 2-2 13 SH2-4 13 WP 55 HR 1B	3 0 0 0 1 0 0 1	1 0 0 0 0 0 0 1	1 0 0 0 0 0 0 1	0 0 0 0 0 0 0 0	0 0 0 0 0 0 0 0	0 0 0 0 0 0 0 0	2 0 0 0 0 0 0 1
13 Brendan Ryan, R (1, 4) OBP: 0.360, SLG: 0.375		X CH 86 0-0 54 SH1-4 8 CS 2-H 1B		B FF 87 S FF 88 S SL 82 B SL 83 X SL 84 2-2 G4-3 ①		X SI 87 0-0 2B		B SL 84 C SI 92 X SI 92 1-1 G5-3 ②			1 SAFE L SL 82 B FF 95 B B X FF 94 3-1 SH2-4 ① 1-3	4	0	2	1	0	0	0
Inning Stats	R: 1 H: 0 E: 0 LOB: 3 K: 1 BB: 4 S: 12 P: 30	R: 1 H: 2 E: 0 LOB: 1 K: 1 BB: 1 S: 8 P: 16	R: 0 H: 2 E: 0 LOB: 2 K: 0 BB: 0 S: 12 P: 17	R: 0 H: 1 E: 0 LOB: 1 K: 0 BB: 0 S: 7 P: 12	R: 0 H: 1 E: 0 LOB: 0 K: 1 BB: 0 S: 9 P: 14	R: 0 H: 1 E: 1 LOB: 1 K: 1 BB: 0 S: 9 P: 12	R: 1 H: 2 E: 1 LOB: 2 K: 2 BB: 0 S: 14 P: 19	R: 0 H: 0 E: 0 LOB: 0 K: 0 BB: 0 S: 7 P: 10	R: 0 H: 0 E: 0 LOB: 0 K: 0 BB: 0 S: 6 P: 9	R: 0 H: 0 E: 0 LOB: 0 K: 0 BB: 0 S: 8 P: 12	R: 2 H: 2 E: 0 LOB: 0 K: 0 BB: 0 S: 6 P: 11	1B: 7 2B: 3 3B: 0 HR: 1	SF: 0 SAC: 2 DP: 1 HBP: 0					

PITCHER		IP	WLS	BF	H	R	ER	SO	BB	IBB	HBP	BLK	WP	HR	S	P	ERA	WHIP
53 Rich Hill, L ERA: 4.12	(1, 1)	0.2		6	0	1	1	1	4	0	0	0	0	0	10	27	13.50	6.000
43 Michael Wuertz, R ERA: 4.8	(1, 1)	1.1		6	2	1	1	1	0	1	0	0	0	0	10	19	6.75	1.500
32 Jon Lieber, R ERA: 1.86	(3, 1)	3.2		15	5	0	0	1	0	0	0	0	0	0	34	51	0.00	1.364
45 Sean Marshall, L ERA: 3.38	(6, 1)	0.1		1	0	0	0	1	0	0	0	0	0	0	3	4	0.00	0.000
Bob Howry, R ERA: 7.04	(7, 1)	2.0		9	2	1	0	2	0	0	0	0	0	0	21	29	0.00	1.000

PITCHER		IP	WLS	BF	H	R	ER	SO	BB	IBB	HBP	BLK	WP	HR	S	P	ERA	WHIP
34 Kerry Wood, R ERA: 4.8	(9, 1)	1.0		3	0	0	0	0	0	0	0	0	0	0	6	9	0.00	0.000
44 Chad Fox, R ERA: 13.5	(10, 1)	1.1	L	6	2	2	2	0	0	0	0	0	1	1	14	23	13.50	1.500

BOTTOM

Chicago Cubs @ St. Louis Cardinals

Busch Stadium, St. Louis, MO

Fri May 02 2008, 7:15 PM CDT

Att. 45,077 - Clear - 71 F

livebaseballscorecards.com

AB	39
R	5
H	11
RBI	5
BB	5
SO	6
LOB	17

WP: 1		PA:	47
PB: 0			
SB: 0			
CS: 1			

Batter	1	2	3	4	5	6	7	8	9	AB	R	H	RBI	BB	SO	LOB
12 Alfonso Soriano, R (1, 7) OBP: 0.224, SLG: 0.324	C SI 92 B SI 92 B SI 92 X SL 84 2-1 F9			C SI 83 X SI 82 1-2 F8 C SI 90 X SI 91 0-1 P4			F SL 82 C SL 82 D SL 80 X SI 90 1-2 25 S 1 2B 2-H 2B	B FF 94 S CU 80 B FF 93 B FF 93 B FF 92 4-1 1 FC6 1-2 BB		4	1	1	1	1	0	1
2 Ryan Theriot, R (1, 6) OBP: 0.381, SLG: 0.412	C SI 92 B SL 83 X SI 92 1-1 G6-3			C SI 91 B SI 92 B SL 83 B SI 91 C SI 91 X SI 91 3-2 25 1B 1 2B 1B	C SI 88 B SI 89 X SL 83 1-1 G4-3		B SI 90 F SI 90 F FF 91 F FF 91 X SL 84 1-2 G1-3	D CU 80 F FF 93 B FF 93 F FF 92 B FF 92 X FF 92 3-2 L9		5	1	1	0	0	0	3
25 Derrek Lee, R (1, 3) OBP: 0.433, SLG: 0.639	B SL 83 F SI 92 B CU 76 B SI 93 C SI 92 F SI 93 X SI 92 3-2 P3			F SL 84 1 SAFE F SL 83 B SL 83 B SI 91 1 SAFE 1 SAFE X SL 83 2-2 1 2B 18 2B 1-3 1B	B SI 90 C SI 89 X SI 90 1-1 G5-3		B FF 93 B FF 92 B FF 91 B FF 90 4-0 1 2B 17 BB 2-3 BB	B CU 80 F FF 92 B FF 92 X FF 92 2-1 L8		4	2	1	0	1	0	2
1 Kosuke Fukudome, L (1, 9) OBP: 0.443, SLG: 0.500		C SI 91 C CH 84 B SL 85 X CH 84 1-2 G5-4-3 1B		F CH 84 C SL 85 X SL 86 0-2 18 2B 1-3 3-H 2B	C SI 91 B CU 76 X CH 83 1-1 G1-3		B FF 91 B SI 90 C FF 91 S FF 90 F FF 92 X SI 93 2-2 17 BB 1-3 3-H 2B	X FF 93 0-0 FC6 1-2f		5	1	3	2	0	0	2
Mark DeRosa, R (1, 5) OBP: 0.397, SLG: 0.426		X SI 90 0-0 G5-4-3 1-2f		B SL 84 B SI 91 F SI 91 C SL 83 B SL 83 B SI 91 4-2 18 2B 17 HR BB		B SI 89 C SI 89 B SI 89 F SI 88 B SL 82 F SI 89 X SI 90 3-2 F8	B SL 85 X FF 89 1-0 G5-3		B SI 90 B SI 91 X FF 90 2-0 2B	4	1	1	0	1	0	3
18 Geovany Soto, R (1, 2) OBP: 0.427, SLG: 0.616		B SL 84 C CH 83 B SL 85 X SI 92 2-1 G6-3		B SL 84 B SL 84 C CH 82 X CU 75 2-1 17 HR 1-3 2-H 3-H 2B		B SI 91 B SI 90 X SI 90 2-0 G5-3	B SL 85 S FF 91 B SL 86 S SL 86 B SL 86 F SL 86 B FF 91 4-2 17 BB BB		B FF 93 F CU 80 B FF 94 B FF 93 F FF 93 B FF 93 4-2 BB	3	1	1	2	2	0	0
17 Mike Fontenot, L (1, 4) OBP: 0.352, SLG: 0.469			C SI 90 C CU 76 B SI 91 X CH 83 1-2 G3-1 B SI 90 X SI 91 1-0 2-H 3-H HR			C SI 92 B CH 84 B SI 91 B SI 90 F SI 90 B SI 89 4-2 BB	B CU 76 B FF 92 B FF 91 B SI 90 4-0 1-2 2-3 3-H BB		C CU 79 B CU 79 S FF 93 S SI 82 1-3 K	3	1	1	4	2	1	2
9 Reed Johnson, R (1, 8) OBP: 0.362, SLG: 0.311 49 Carlos Marmol, R (8, 1)			B SI 90 F SI 91 B SL 84 X SI 91 2-1 L8 F SI 91 C SL 82 X SL 81 0-2 30 SH1-3 1B			F SL 81 C SL 82 1 SAFE X SL 81 0-2 G5-3 B FF 90 C SL 85 X FF 90	1-1 F8		S S CU 80 S CU 79 0-3 K	4 1	0 0	1 0	0 0	0 0	0 1	4 2
30 Ted Lilly, L (1, 1) OBP: 0.300, SLG: 0.333 20 Felix Pie, L (8, PH) OBP: 0.291, SLG: 0.306 (8, 8)			F SI 92 L SI 93 X SI 93 0-2 G5-3 L SI 89 X 0-1 SH1-3 1-2			F SI 89 B CH 81 X SI 90 1-1 12 2B 2B X 0-0 12 BB 1B			S SI 83 X SI 80 0-1 G1-3	2 2	1 0	1 1	0 0	0 0	0 0	0 2
Inning Stats	R: 0 E: 0 K: 0 S: 8 H: 0 LOB: 0 BB: 0 P: 14	R: 0 E: 0 K: 0 S: 6 H: 1 LOB: 0 BB: 0 P: 9	R: 0 E: 0 K: 0 S: 8 H: 0 LOB: 0 BB: 0 P: 11	R: 6 E: 0 K: 0 S: 24 H: 6 LOB: 1 BB: 1 P: 37	R: 0 E: 0 K: 0 S: 6 H: 0 LOB: 0 BB: 0 P: 9	R: 0 E: 0 K: 0 S: 10 H: 0 LOB: 1 BB: 1 P: 19	R: 3 E: 0 K: 0 S: 19 H: 3 LOB: 3 BB: 3 P: 38	R: 0 E: 0 K: 0 S: 8 H: 1 LOB: 2 BB: 1 P: 17	R: 0 E: 0 K: 2 S: 11 H: 1 LOB: 2 BB: 1 P: 18	1B: 5 2B: 6 3B: 0 HR: 1 SF: 0 SAC: 1 DP: 1 HBP: 0						

PITCHER		IP	WLS	BF	H	R	ER	SO	BB	IBB	HBP	BLK	WP	HR	S	P	ERA	WHIP
26 Kyle Lohse, R ERA: 3.79	(1, 1)	6.0	L	28	9	8	8	0	2	0	0	0	0	1	67	106	12.00	1.833
Russ Springer, R ERA: 9.0	(7, 1)	1.0		7	1	1	1	0	3	0	0	0	0	0	14	31	9.00	4.000
23 Anthony Reyes, R ERA: 5.27	(8, 1)	2.0		10	2	0	0	2	2	0	0	0	0	0	19	35	0.00	2.000

PITCHER	IP	WLS	BF	H	R	ER	SO	BB	IBB	HBP	BLK	WP	HR	S	P	ERA	WHIP

TOP

Chicago Cubs @ St. Louis Cardinals

Busch Stadium, St. Louis, MO

Sat May 03 2008, 2:45 PM CDT
Att. 46,792 - Cloudy - 57 F

livebaseballscorecards.com

AB	37
R	9
H	12
RBI	9
BB	7
SO	2
LOB	21

BOTTOM

Batter	1	2	3	4	5	6	7	8	9	AB	R	H	RBI	BB	SO	LOB
55 Skip Schumaker, L (1, 7) OBP: 0.382, SLG: 0.440 23 Anthony Reyes, R (8, 1)	C CH 81 X SL 80 0-1 ① G3-1		C FF 86 B CU 68 F FF 86 X CU 71 1-2 ③ G3		C FF 85 X SL 82 0-1 ③ G5-3		F SL 82 B FF 87 F SL 81 X FF 89 1-2 ③ L5			4 0	0 0	0 0	0 0	0 0	0 0	3 0
13 Brendan Ryan, R (1, 4) OBP: 0.357, SLG: 0.370 Adam Kennedy, L (8, PH) OBP: 0.359, SLG: 0.352 (9, 4)	B CH 81 C CH 82 B CU 67 S FF 84 S CH 75 2-3 ② K			B CH 81 B FF 84 B CH 82 C CH 82 C CH 82 F SL 80 F FF 84 X FF 83 3-2 5 G5-3 47 2B 1B		L FF 85 B FF 87 B FF 86 X SL 81 2-1 ① F9		B FF 92 F FF 93 X FF 94 1-1 ① F8		3 1	1 0	1 0	0 0	0 0	1 0	0 0
5 Albert Pujols, R (1, 3) OBP: 0.518, SLG: 0.602	C CU 70 B FF 90 B CH 78 B SL 81 S FF 89 F FF 90 F FF 89 X SL 82 3-2 ③ G1-3			C FF 87 B CH 77 B CH 79 C FF 89 B FF 90 X CU 70 3-2 ① G5-3 1-2		C CU 72 B CH 80 X FF 90 1-1 HR		B FF 94 B SL 81 C SL 81 C SL 80 S FF 94 2-3 ② K		4	1	1	1	0	1	1
47 Ryan Ludwick, R (1, 9) OBP: 0.384, SLG: 0.618		F FF 85 S CH 76 F CH 76 S CU 67 0-3 ① K2-3		B CH 79 C FF 88 C CU 70 F FF 90 X CU 72 1-2 2-H 2B		C CU 70 C SL 82 S CH 78 0-3 ② K		C SL 79 S FF 94 B SL 79 X SL 80 1-2 ③ L8		4	0	1	1	0	2	0
8 Troy Glaus, R (1, 5) OBP: 0.320, SLG: 0.376		B FF 88 C FF 87 F FF 88 F FF 89 X CH 79 1-2 ② F8		C FF 88 F CU 72 F FF 92 S FF 90 0-3 ② K		C CU 70 B SL 82 B FF 89 F FF 89 F CU 72 B FF 90 F FF 90 X FF 90 3-2 ③ P6			C FF 95 B FF 95 S FF 94 X FF 94 1-2 ① P3	4	0	0	0	0	1	1
24 Rick Ankiel, L (1, 8) OBP: 0.369, SLG: 0.495		B FF 88 B FF 88 F SL 83 F FF 87 X SL 85 2-2 ③ G4-3		B CU 71 B FF 89 X FF 89 2-0 ③ P6			S SL 80 S SL 80 F SL 81 F FF 87 B FF 89 X SL 82 1-2 ① G4-3		H SL 83 1-0 54 FC6-4 HBP	3	0	0	0	0	0	1
4 Yadier Molina, R (1, 2) OBP: 0.350, SLG: 0.422 16 Chris Duncan, L (9, PH) OBP: 0.405, SLG: 0.412			C FF 85 B CU 68 X FF 85 1-1 ① G5-3		F CH 83 X SL 80 0-1 HR		C CH 80 X CU 66 0-1 54 BB 1B		X FF 94 0-0 ② P6	3 1	1 0	2 0	1 0	0 0	0 0	0 1
26 Kyle Lohse, R (1, 1) OBP: 0.143, SLG: 0.143 Russ Springer, R (7, 1) 54 Brian Barton, R (7, PH) OBP: 0.404, SLG: 0.439 (8, 7)			S FF 86 F FF 88 X CU 68 0-2 ② G6-3		B FF 84 X FF 84 1-0 ① P4		B SI 86 B FF 84 B FF 85 B CH 82 4-0 1-2 BB		B SL 82 S FF 93 C FF 95 B FF 94 F FF 93 X SL 80 2-2 ③ FC6-4 1-2f	2 0 1	0 0 0	0 0 0	0 0 0	0 0 1	0 0 0	0 0 1
3 Cesar Izturis, S (1, 6) OBP: 0.341, SLG: 0.270			B FF 83 X FF 86 1-0 1B		C FF 84 X CH 77 0-1 ② P6		C FF 84 D SL 81 X FF 84 1-1 ② F9			3	0	1	0	0	0	2
Inning Stats	R: 0 E: 0 K: 1 S: 10 H: 0 LOB: 0 BB: 0 P: 15	R: 0 E: 0 K: 1 S: 11 H: 0 LOB: 0 BB: 0 P: 14	R: 0 E: 0 K: 0 S: 9 H: 1 LOB: 1 BB: 0 P: 12	R: 1 E: 0 K: 1 S: 17 H: 2 LOB: 1 BB: 0 P: 26	R: 1 E: 0 K: 0 S: 7 H: 1 LOB: 0 BB: 0 P: 8	R: 1 E: 0 K: 1 S: 12 H: 1 LOB: 0 BB: 0 P: 18	R: 0 E: 0 K: 0 S: 12 H: 1 LOB: 2 BB: 1 P: 19	R: 0 E: 0 K: 1 S: 8 H: 0 LOB: 0 BB: 0 P: 12	R: 0 E: 0 K: 0 S: 8 H: 0 LOB: 1 BB: 0 P: 12	1B: 3 2B: 1 3B: 0 HR: 2	SF: 0 SAC: 0 DP: 0 HBP: 1			WP: 0 PB: 0 SB: 0 CS: 0	PA: 35		

PITCHER		IP	WLS	BF	H	R	ER	SO	BB	IBB	HBP	BLK	WP	HR	S	P	ERA	WHIP
30 Ted Lilly, L ERA: 5.97	(1, 1)	7.0	W	28	6	3	3	4	1	0	0	0	0	2	78	112	3.86	1.000
49 Carlos Marmol, R ERA: 1.29	(8, 1)	2.0		7	0	0	0	1	0	0	1	0	0	0	16	24	0.00	0.000

PITCHER	IP	WLS	BF	H	R	ER	SO	BB	IBB	HBP	BLK	WP	HR	S	P	ERA	WHIP

Chicago Cubs @ St. Louis Cardinals

Busch Stadium, St. Louis, MO

Sat May 03 2008, 2:45 PM CDT

Att. 46,792 - Cloudy - 57 F

livebaseballscorecards.com

AB	33
R	3
H	6
RBI	3
BB	1
SO	5
LOB	10

Batter	1	2	3	4	5	6	7	8	9	AB	R	H	RBI	BB	SO	LOB
12 Alfonso Soriano, R (1, 7) OBP: 0.222, SLG: 0.320	C FF 94 C FF 94 S FF 96 0-3 K	F SL 87 X SL 86 0-1 SF8 3-H		S SL 86 S SL 86 S SL 86 0-3 K			C SL 88 F SI 93 B CU 76 X SL 88 1-2 2 1B 1-2 1B		C SI 92 F SI 93 X CU 78 0-2 G5-3	4	0	1	1	0	2	1
2 Ryan Theriot, R (1, 6) OBP: 0.389, SLG: 0.410	B FF 95 C FF 94 B SL 88 F FF 94 B FF 95 F FF 95 B FF 95 4-2 25 E BB	F SL 84 X SI 93 0-1 G6-3			C FF 93 B SL 86 B SI 92 B SI 92 C FF 92 B FF 93 4-2 1 CS BB		B SI 94 B SI 93 B SI 91 C SI 92 C SI 92 F SI 93 X SI 94 3-2 1-2 2-3 1B		B FF 93 C FF 93 F SI 93 B FF 89 X FC 88 2-2 P3	3	0	1	0	2	0	1
25 Derrek Lee, R (1, 3) OBP: 0.418, SLG: 0.614	C FF 94 S SL 86 1 SAFE B SL 86 1 SAFE X SL 87 1-2 FC6 1-2		X SL 85 0-0 G6-3		B FF 93 F SI 93 B SI 93 C SL 85 S SL 85 2-3 K		B SL 90 X SL 90 1-0 F9		C FF 93 B FF 92 C SI 92 C SI 93 1-3 K	5	0	0	0	0	2	5
1 Kosuke Fukudome, L (1, 9) OBP: 0.437, SLG: 0.491	C CH 86 C FF 94 B CH 87 X SI 87 1-2 F6		B SI 94 B SI 93 B FF 93 C FF 92 C FF 94 F CH 86 F SI 93 B CH 86 4-2 BB		B SI 92 B CH 86 F CH 86 1 SAFE F SI 94 B FF 93 X SI 94 3-2 F9 1-2		X SL 84 0-0 SF8 3-H			2	0	0	1	1	0	3
Mark DeRosa, R (1, 5) OBP: 0.385, SLG: 0.410 Sean Gallagher, R (7, 1)	B SL 85 F FF 94 F SL 83 S SL 88 1-3 K		B SI 94 C SL 85 S SI 94 B SL 86 X SL 86 2-2 F9			C SL 88 X SI 94 0-1 G6-3	C FS 85 X SI 92 0-1 F8			4 0	0 0	0 0	0 0	0 0	1 0	5 0
18 Geovany Soto, R (1, 2) OBP: 0.430, SLG: 0.618		X FF 92 0-0 9 2B 2B	F SL 84 1 SAFE F FF 93 1 SAFE B SL 84 B SL 86 X SL 85 2-2 G5-3			B SL 88 C SI 88 S SL 90 C CU 77 1-3 K		B SI 91 B FS 84 C SI 92 B SL 86 F FF 92 F SI 93 B SL 88 4-2 BB		3	1	1	0	1	1	1
17 Mike Fontenot, L (1, 4) OBP: 0.379, SLG: 0.490		B CH 84 B SI 93 B FF 93 B FF 93 4-0 9 2B 12 SF8 BB		B FF 92 F SI 91 B CH 85 B SI 92 C SI 93 X SI 93 3-2 2B		C SI 93 B SI 94 B SL 90 B SI 94 B SI 93 4-1 BB		C CU 77 B CH 85 B FF 92 S SI 94 F SI 93 B SI 86 X FF 93 3-2 P6		2	1	1	0	2	0	1
9 Reed Johnson, R (1, 8) OBP: 0.358, SLG: 0.319		B SL 87 B FF 94 C FF 93 B FF 94 X FF 94 3-1 1-3 2-H 2B		B SL 84 B FF 92 S FF 92 F FF 93 F SL 84 F FF 92 X CH 85 2-2 F9		B SL 89 C SI 93 X SI 94 1-1 G5-3		C SL 86 B SI 93 F FF 87 B SI 93 F SI 93 B SL 85 F FF 93 X FF 93 3-2 F7		4	0	1	1	0	0	3
Jason Marquis, L (1, 1) OBP: 0.143, SLG: 0.286 45 Sean Marshall, L (6, 1) Ronny Cedeno, R (7, PH) OBP: 0.473, SLG: 0.574 (7, 5)		C SI 93 X SI 87 0-1 P5		B FF 92 B FF 93 C FF 92 F FF 93 X CH 86 2-2 G1-3			H SI 93 1-0 2 1B 12 1B 1 SF8 HBP	F SL 86 F FF 92 B SI 93 F SI 94 F SL 86 S SL 86 1-3 K		2 0 1	0 0 1	0 0 1	0 0 0	0 0 1	0 0 1	3 0 1
Inning Stats	R: 0 E: 1 K: 2 S: 15 H: 0 LOB: 2 BB: 1 P: 22	R: 2 E: 0 K: 0 S: 9 H: 2 LOB: 1 BB: 1 P: 16	R: 0 E: 0 K: 0 S: 11 H: 0 LOB: 1 BB: 1 P: 19	R: 0 E: 0 K: 1 S: 14 H: 1 LOB: 1 BB: 0 P: 21	R: 0 E: 0 K: 1 S: 8 H: 0 LOB: 0 BB: 1 P: 17	R: 0 E: 0 K: 1 S: 8 H: 0 LOB: 1 BB: 1 P: 14	R: 1 E: 0 K: 0 S: 11 H: 2 LOB: 2 BB: 0 P: 17	R: 0 E: 0 K: 1 S: 17 H: 0 LOB: 1 BB: 1 P: 28	R: 0 E: 0 K: 1 S: 9 H: 0 LOB: 0 BB: 0 P: 12	1B: 2 2B: 3 3B: 0 HR: 0 SF: 2 SAC: 0 DP: 0 HBP: 1	WP: 0 PB: 0 SB: 0 CS: 1 PA: 39					

PITCHER		IP	WLS	BF	H	R	ER	SO	BB	IBB	HBP	BLK	WP	HR	S	P	ERA	WHIP
37 Todd Wellemeyer, R ERA: 4.07	(1, 1)	5.0	W	22	3	2	2	4	4	0	0	0	0	0	57	95	3.60	1.400
46 Kyle McClellan, R ERA: 2.08	(6, 1)	1.1	H	8	2	1	1	1	1	0	1	0	0	0	16	28	6.75	2.250
34 Randy Flores, L ERA:	(7, 1)	0.1	H	1	0	0	0	0	0	0	0	0	0	0	1	1	0.00	0.000
31 Ryan Franklin, R ERA: 1.65	(7, 1)	1.1	H	5	0	0	0	1	1	0	0	0	0	0	19	30	0.00	0.750
44 Jason Isringhausen, R ERA: 6.59	(9, 1)	1.0	S	3	0	0	0	1	0	0	0	0	0	0	9	12	0.00	0.000

PITCHER	IP	WLS	BF	H	R	ER	SO	BB	IBB	HBP	BLK	WP	HR	S	P	ERA	WHIP

TOP

Chicago Cubs @ St. Louis Cardinals

Busch Stadium, St. Louis, MO

Sun May 04 2008, 7:05 PM CDT
Att. 44,969 - Clear - 67 F

livebaseballscorecards.com

AB	30
R	3
H	5
RBI	3
BB	6
SO	7
LOB	24

Chicago Cubs @ St. Louis Cardinals

Busch Stadium, St. Louis, MO

Sun May 04 2008, 7:05 PM CDT

Att. 44,969 - Clear - 67 F

livebaseballscorecards.com

BOTTOM

Batter	1	2	3	4	5	6	7	8	9	AB	R	H	RBI	BB	SO	LOB
55 Skip Schumaker, L (1, 9) (6, 7) OBP: 0.375, SLG: 0.430	C SI 90 X SI 90 0-1 ① G6-3	B CH 81 F SI 91 X SI 90 1-1 1B 1-3 2-H 1B		X CH 81 0-0 ② G3 1-2		F SL 87 X SI 89 0-1 ② G1 2-3		B CU 74 X FF 92 1-0 ③ G6-3		5	0	1	1	0	0	2
Adam Kennedy, L (1, 4) OBP: 0.390, SLG: 0.370 31 Ryan Franklin, R (7, 1) 44 Jason Isringhausen, R (9, 1)	B SI 89 B SI 90 B SI 89 C SI 89 B SI 89 4-1 8 BB 24 BB BB	F SI 90 B SL 82 1 SAFE X SL 82 1-1 5 G6-4-3 1-2 3-H 1B		D SI 91 B SI 90 B SI 90 C SI 90 B SI 90 4-1 5 2B BB		C SL 86 X SL 86 0-1 5 BB 3-H 1B				2 0 0	1 0 0	2 0 0	2 0 0	2 0 0	0 0 0	0 0 0
5 Albert Pujols, R (1, 3) OBP: 0.518, SLG: 0.604	B SI 90 C SI 91 C SI 91 S CH 84 1-3 ② K	X SI 90 0-0 ② ③ G6-4-3 1-2f		B SL 87 C SL 86 X CH 83 1-1 1-H 2-H 2B		D CU 72 1 SAFE B SI 90 B CU 69 B FF 88 4-0 1-2 BB				3	0	1	2	1	1	3
24 Rick Ankiel, L (1, 8) OBP: 0.365, SLG: 0.482	B SL 84 C SI 90 D CH 82 D SI 92 B SI 91 4-1 8 BB 1-2 BB	S SL 82 C SI 90 B SI 90 S SL 83 1-3 ① K	F SL 82 X SI 90 0-1 ③ P5		X FF 89 0-0 ③ P2					3	0	0	0	1	1	3
8 Troy Glaus, R (1, 5) OBP: 0.318, SLG: 0.366	D SL 85 B SI 91 B SI 91 B SI 92 4-0 1-2 2-3 BB	C SI 90 X SI 90 0-1 ② L7		C SI 90 B SI 87 C SL 82 B SL 80 S SL 81 2-3 ① K			C FF 95 B SL 86 X SL 83 1-1 ① G5-3			3	0	0	0	1	1	0
16 Chris Duncan, L (1, 7) OBP: 0.402, SLG: 0.400 46 Kyle McClellan, R (6, 1) 34 Randy Flores, L (7, 1) Aaron Miles, S (7, 4) OBP: 0.364, SLG: 0.344	B SI 92 X SI 91 1-0 ③ L3	B SL 73 B SI 91 B SI 90 B SI 90 4-0 BB		S SL 81 B SI 88 C SI 89 B SI 88 C SL 82 2-3 ② K			B FF 96 X FF 95 1-0 4 CS			2 0 0 1	0 0 0 0	0 0 0 1	0 0 0 0	1 0 0 0	1 0 0 0	3 0 0 0
4 Yadier Molina, R (1, 2) OBP: 0.337, SLG: 0.404		X SI 90 0-0 ① G6-3	C SI 90 B SI 89 B SL 84 X SL 83 2-1 ③ G5-3		B SL 83 F SI 89 B CH 84 F SL 82 F SI 89 X SI 89 2-2 ③ G6-3		B FF 94 1 SAFE P PO 89 S FF 94 F FF 95 B CU 75 X FF 94 3-2 ② ③ G1-3 1-2			4	0	0	0	0	0	2
37 Todd Wellemeyer, R (1, 1) OBP: 0.214, SLG: 0.154 47 Ryan Ludwick, R (6, 9) OBP: 0.386, SLG: 0.615		C SI 90 X SI 90 0-1 3 1B 55 1B 1B		C SI 89 X SL 80 0-1 ① G1-3		B SI 90 B SI 90 F SL 83 B SI 91 X SI 90 3-1 55 G1 3 G3 1B 1B		B SL 84 B FF 94 C FF 94 B FF 95 X FF 94 3-1 ① P4		2 2	1 1	1 1	0 0	0 0	0 0	0 0
3 Cesar Izturis, S (1, 6) OBP: 0.348, SLG: 0.282		C SI 89 S SL 82 F SL 82 B SI 92 X SL 82 1-2 55 1B 1B 1B		C SI 90 B SL 74 X CH 81 1-1 55 G3 5 2B 1B		X SI 90 0-0 ① G3 1-2		X FF 94 0-0 ② L6		4	2	2	0	0	0	1

Inning Stats	1	2	3	4	5	6	7	8	9
	R: 0 E: 0 K: 1 S: 8	H: 0 LOB: 3 BB: 3 P: 22	R: 2 E: 0 K: 0 S: 12	H: 4 LOB: 1 BB: 0 P: 15	R: 0 E: 0 K: 1 S: 7	H: 0 LOB: 1 BB: 1 P: 14	R: 2 E: 0 K: 0 S: 10	H: 2 LOB: 1 BB: 1 P: 16	R: 0 E: 0 K: 2 S: 10	H: 0 LOB: 0 BB: 0 P: 16	R: 1 E: 0 K: 0 S: 8	H: 2 LOB: 2 BB: 1 P: 15	R: 0 E: 0 K: 0 S: 7	H: 1 LOB: 0 BB: 0 P: 11	R: 0 E: 0 K: 0 S: 4	H: 0 LOB: 0 BB: 0 P: 8

AB	31
R	5
H	9
RBI	5
BB	6
SO	4
LOB	14

| | | | | |

Batter	1	2	3	4	5	6	7	8	9	AB	R	H	RBI	BB	SO	LOB
12 Alfonso Soriano, R (1, 7) OBP: 0.233, SLG: 0.316	S FF 94 B SL 87 F SL 94 S FC 94 1-3 ① K		B SL 87 B FC 95 X FC 93 2-0 ② F9		C SL 92 B SL 93 B SL 84 C SL 83 F SL 93 F SL 92 X SL 87 2-2 2 2B 1B		C SI 92 S FC 85 B CU 78 X FC 92 1-2 ② G5-3		S SL 88 F FF 96 D SL 89 D SL 88 B FF 95 F SL 87 D SL 89 4-2 2 BB 1-2 2-3 BB	4	1	1	0	1	1	0
2 Ryan Theriot, R (1, 6) OBP: 0.397, SLG: 0.421	B FF 95 C FC 94 B FC 94 F FC 94 C SL 94 2-3 ② K		B SL 86 C FC 94 B SL 86 B SL 85 X FF 93 3-1 25 FC5-4 1B		B SL 84 B FC 93 F SL 91 F SL 92 1 SAFE B SL 85 X SL 89 3-2 25 1B 1-H 2B		C CU 78 X CU 76 0-1 ③ G6-3		F SL 88 D SL 89 D SL 87 D SL 90 F FF 96 F SL 89 D 4-2 ② 1-2 2-3 3-H BB	4	1	2	1	1	1	0
25 Derrek Lee, R (1, 3) OBP: 0.411, SLG: 0.598	C FC 96 C FC 95 B FC 95 B SL 94 B FC 95 X FC 94 3-2 ③ G1-3		F SL 92 1 SAFE X SL 92 0-1 ③ FC5-4 1-2f		B FF 93 D SL 84 X SL 92 2-0 2-H 1B			C FC 87 B FC 86 S SL 81 B SL 81 F FC 85 B FC 85 X FC 87 3-2 ① L7	F SL 88 C FF 96 B FF 96 X FF 96 1-2 ③ G3	5	0	1	1	0	0	4
1 Kosuke Fukudome, L (1, 9) OBP: 0.424, SLG: 0.475		F FC 93 S FF 94 B FC 93 B SL 88 B FF 94 C SL 92 3-3 ① K	B SL 80 X SL 92 1-0 ① G4-3		X FC 92 0-0 ③ L9			F FF 86 S SL 80 C SI 88 0-3 ② K		4	0	0	0	0	2	1
18 Geovany Soto, R (1, 2) OBP: 0.448, SLG: 0.667		B SL 88 C SL 88 X FF 95 1-1 HR	B SL 88 B FC 94 C SL 85 B SL 85 B FF 93 4-1 BB			C SL 90 B FC 93 B FC 92 B SL 79 C SL 92 X FC 93 3-2 1B		B FC 86 S SL 80 B SL 81 S SL 81 B FC 88 X SL 79 3-2 2B		3	1	3	1	1	0	0
Mark DeRosa, R (1, 5) OBP: 0.381, SLG: 0.398		F FF 94 C SL 94 H FC 95 1-2 17 E 17 S HBP	C FC 92 D SL 86 S SL 92 F SL 85 B FF 94 S SL 85 2-3 ② K			B FC 93 C SL 82 F FC 93 B SL 85 T SL 92 2-2 ① K		S SL 82 B SL 82 B SL 81 B SL 82 C SL 81 S SL 81 3-3 ③ K		3	0	0	0	0	3	3
17 Mike Fontenot, L (1, 4) OBP: 0.371, SLG: 0.473		B SL 92 C SL 81 F FC 92 F SL 92 B SL 85 B FC 94 C SL 92 3-3 ② K 1-3	C SL 82 D SL 81 F FF 92 B FC 92 C SL 81 2-3 ③ K			F SL 92 X FC 92 0-1 ② F9			C FF 94 B SL 88 X SL 87 1-1 12 BB 20 1B 2 BB 1B	4	0	1	0	0	2	3
20 Felix Pie, L (1, 8) OBP: 0.305, SLG: 0.308		B SL 95 S SL 86 S SL 86 B SL 87 C FC 95 2-3 ③ K			B SL 92 B SL 92 F SL 92 F SL 92 B FC 94 B SL 86 4-2 46 B1-6-4 BB	X SL 79 0-0 ③ F9			F FF 95 T SL 87 B SL 87 B SL 86 X FF 95 2-2 2 BB 12 BB 1-2 1B	3	0	1	0	1	1	2
46 Ryan Dempster, R (1, 1) OBP: 0.143, SLG: 0.143 9 Reed Johnson, R (7, PH) OBP: 0.355, SLG: 0.316 45 Sean Marshall, L (7, 1) 44 Chad Fox, R (7, 1) 34 Kerry Wood, R (8, 1) 33 Daryle Ward, L (9, PH) OBP: 0.321, SLG: 0.286			C FC 92 X FC 94 0-1 ① F7		L SL 88 X FF 91 0-1 ① ② B1-6-4 1-2f		B SI 92 B SI 91 C SI 91 F SI 92 F SI 93 X FC 93 2-2 ① F8		C B SL 89 D FF 96 B FF 97 X FF 96 3-1 ① L8	2 1 0 0 0 0 1	0 0 0 0 0 0 0	0 0 0 0 0 0 0	0 0 0 0 0 0 0	0 0 0 0 0 0 0	0 0 0 0 0 0 0	1 0 0 0 0 0 2
Inning Stats	R: 0 E: 0 K: 2 S: 9 H: 0 LOB: 0 BB: 0 P: 15	R: 1 E: 1 K: 3 S: 14 H: 1 LOB: 1 BB: 0 P: 24	R: 0 E: 0 K: 0 S: 7 H: 1 LOB: 1 BB: 0 P: 12	R: 0 E: 0 K: 2 S: 9 H: 0 LOB: 1 BB: 1 P: 18	R: 2 E: 0 K: 0 S: 14 H: 3 LOB: 1 BB: 1 P: 25	R: 0 E: 0 K: 1 S: 9 H: 1 LOB: 1 BB: 0 P: 14	R: 0 E: 0 K: 0 S: 9 H: 0 LOB: 0 BB: 0 P: 12	R: 0 E: 0 K: 2 S: 13 H: 1 LOB: 1 BB: 0 P: 22	R: 0 E: 0 K: 0 S: 16 H: 2 LOB: 3 BB: 2 P: 31	1B: 6 2B: 2 3B: 0 HR: 1 SF: 0 SAC: 0 DP: 1 HBP: 1						

PITCHER		IP	WLS	BF	H	R	ER	SO	BB	IBB	HBP	BLK	WP	HR	S	P	ERA	WHIP
47 Johnny Cueto, R ERA: 5.27	(1, 1)	6.0	W	26	6	3	3	8	2	0	1	0	0	1	62	108	4.50	1.333
Mike Lincoln, R ERA: 3.68	(7, 1)	1.0	H	3	0	0	0	0	0	0	0	0	0	0	9	12	0.00	0.000
David Weathers, R ERA: 4.32	(8, 1)	1.0	H	4	1	0	0	2	0	0	0	0	0	0	13	22	0.00	1.000
48 Francisco Cordero, R ERA: 2.08	(9, 1)	1.0	S	6	2	0	0	0	2	0	0	0	0	0	16	31	0.00	4.000

PITCHER	IP	WLS	BF	H	R	ER	SO	BB	IBB	HBP	BLK	WP	HR	S	P	ERA	WHIP

TOP

Chicago Cubs @ Cincinnati Reds

Great American Ball Park, Cincinnati, OH

Mon May 05 2008, 7:10 PM EDT

Att. 20,289 - Clear - 74 F

livebaseballscorecards.com

AB	34
R	3
H	9
RBI	3
BB	4
SO	10
LOB	16

WP: 0	PA: 39		
PB: 0			
SB: 1			
CS: 0			

Chicago Cubs @ Cincinnati Reds

Great American Ball Park, Cincinnati, OH

Mon May 05 2008, 7:10 PM EDT

Att. 20,289 - Clear - 74 F

BOTTOM

Batter	1	2	3	4	5	6	7	8	9	AB	R	H	RBI	BB	SO	LOB
6 Ryan Freel, R (1, 8) (9, 7) OBP: 0.357, SLG: 0.385	F FC 87 C FC 89 S SL 82 0-3 ① K	B SL 80 B FF 88 C FF 88 F FF 88 S SL 78 2-3 ② K2-3		C FC 88 F SL 82 B FC 89 X SL 81 1-2 ③ G5-3			X CU 71 0-0 4 S 1B			4	0	1	0	0	2	0
Ken Griffey Jr., L (1, 9) OBP: 0.313, SLG: 0.373	B FC 88 B SL 80 S SL 80 B FC 86 X FC 89 3-1 19 E, 4 1B, 28 BB, 1B	B FC 89 B FF 88 S SL 82 C FF 88 F SL 81 B SL 80 C FC 89 3-3 ③ K			C SL 78 X 0-1 ① F8		B CH 85 B SI 87 X CH 83 2-0 ② P6			4	1	1	0	0	1	2
4 Brandon Phillips, R (1, 4) OBP: 0.319, SLG: 0.484	B FC 87 X FF 88 1-0 28 BB, 19 E, 27 1B, 1-2, 1B	X SL 79 0-0 ① G5-3			F FC 88 X 0-1 ② F9		D SL 83 S SL 83 F SL 83 P PO 89 F SL 83 B SL 82 F FF 92 S SL 83 3-3 ③ K 1-2			4	1	1	0	0	1	2
19 Joey Votto, L (1, 3) OBP: 0.333, SLG: 0.483	S SL 77 B SL 79 X SL 77 1-1 FC4 28 BB, 27 1B, 1-2, 2-3	F FC 87 C SL 79 X SL 80 0-2 ② G1-3			X SL 79 0-0 ③ G4-3			C CU 79 C CU 80 B SL 93 X CU 82 1-2 ① G1		4	1	0	0	0	0	2
28 Edwin Encarnación, R (1, 5) OBP: 0.369, SLG: 0.518	B FC 87 B SL 82 B FF 88 C FC 86 S SL 86 B FF 87 4-2 27 1B, 1-2, 2-3, 3-H, BB	X SL 81 0-0 ① E5 HR				X FF 88 0-0 ① L6		C SL 94 X SL 94 0-1 ② P3		3	1	0	1	1	0	0
Adam Dunn, L (1, 7) OBP: 0.371, SLG: 0.414 48 Francisco Cordero, R (9, 1)	C SL 77 B FC 86 S FC 88 F FC 87 B SL 80 F SL 83 B FF 89 C FC 89 3-3 ② K	B SL 81 S FC 79 B FC 80 X FC 89 2-1 1-H HR				B FF 88 S SL 80 B FF 88 X SL 79 2-1 ② F9		B CU 80 B FF 94 C CU 81 C CU 81 F SL 94 B CU 81 S CU 82 3-3 ③ K		4 0	1 0	1 0	2 0	0 0	2 0	3 0
27 Jeff Keppinger, R (1, 6) OBP: 0.343, SLG: 0.402	C FF 88 C SL 82 D SL 81 X FF 88 1-2 1-2, 2-H, 3-H, 1B	B FC 88 C SL 82 C FF 89 C FC 89 1-3 ③ K				B FF 88 B FF 87 X FC 88 2-0 ③ F8				3	0	1	2	0	1	0
Paul Bako, L (1, 2) OBP: 0.382, SLG: 0.538	C SL 80 C FF 88 T SL 79 0-2 ③ K			X SL 86 0-0 ① F8			C CH 83 S CH 84 B CU 69 B CU 69 X CH 86 2-2 15 SH5-4 2B			3	0	1	0	0	1	2
47 Johnny Cueto, R (1, 1) Mike Lincoln, R (7, 1) 15 Jerry Hairston, R (7, PH) OBP: 0.360, SLG: 0.417 David Weathers, R (8, 1) 23 Corey Patterson, L (9, 8) OBP: 0.263, SLG: 0.433		C FC 87 C FC 87 S SL 79 0-3 ① K		B FC 88 C FC 87 X SL 82 1-1 ② G1			X SI 86 0-0 ① SH5-4 2-3			2 0 0 0 0 0	0 0 0 0 0 0	0 0 0 0 0 0	0 0 0 0 0 0	0 0 0 0 0 0	1 0 0 0 0 0	0 0 0 0 0 0
Inning Stats	R: 3 E: 1 K: 3 S: 21 H: 3 LOB: 2 BB: 1 P: 34	R: 0 E: 0 K: 3 S: 10 H: 0 LOB: 0 BB: 0 P: 15	R: 2 E: 1 K: 1 S: 10 H: 1 LOB: 0 BB: 0 P: 13	R: 0 E: 0 K: 0 S: 6 H: 0 LOB: 0 BB: 0 P: 8	R: 0 E: 0 K: 0 S: 5 H: 0 LOB: 0 BB: 0 P: 5	R: 0 E: 0 K: 0 S: 4 H: 0 LOB: 0 BB: 0 P: 8	R: 0 E: 0 K: 1 S: 12 H: 2 LOB: 2 BB: 0 P: 18	R: 0 E: 0 K: 1 S: 9 H: 0 LOB: 0 BB: 0 P: 13		1B: 4 2B: 1 3B: 0 HR: 1	SF: 0 SAC: 1 DP: 0 HBP: 0			WP: 0 PB: 0 SB: 1 CS: 0	PA: 33	

	AB	31
	R	5
	H	6
	RBI	5
	BB	1
	SO	9
	LOB	11

livebaseballscorecards.com

PITCHER		IP	WLS	BF	H	R	ER	SO	BB	IBB	HBP	BLK	WP	HR	S	P	ERA	WHIP
46 Ryan Dempster, R ERA: 2.72	(1, 1)	6.0	L	25	4	5	0	7	1	0	0	0	0	1	56	83	0.00	0.833
45 Sean Marshall, L ERA: 2.7	(7, 1)	0.2		4	2	0	0	0	0	0	0	0	0	0	6	10	0.00	3.000
44 Chad Fox, R ERA: 10.8	(7, 1)	0.1		1	0	0	0	1	0	0	0	0	0	0	6	8	0.00	0.000
34 Kerry Wood, R ERA: 4.5	(8, 1)	1.0		3	0	0	0	1	0	0	0	0	0	0	9	13	0.00	0.000

PITCHER	IP	WLS	BF	H	R	ER	SO	BB	IBB	HBP	BLK	WP	HR	S	P	ERA	WHIP

Chicago Cubs @ Cincinnati Reds

Great American Ball Park, Cincinnati, OH

Tue May 06 2008, 7:10 PM EDT

Att. 21,153 - Partly Cloudy - 78 F

livebaseballscorecards.com

Batter	1	2	3	4	5	6	7	8	9	AB	R	H	RBI	BB	SO	LOB
12 Alfonso Soriano, R (1, 7) OBP: 0.242, SLG: 0.333	B FF 86 C FF 88 F FF 88 S SL 79 1-3 ① K		C FF 89 F FF 88 B FF 87 F FF 88 B FF 88 X SL 79 2-2 ② G1-3		X SL 82 0-0 ① L6		F FF 87 B FF 90 X FF 88 1-1 1-2 1B		B CU 80 X CH 86 1-0 2B	5	0	2	0	0	1	1
2 Ryan Theriot, R (1, 6) OBP: 0.397, SLG: 0.421	C FF 87 X FF 88 0-1 16 S 16 1B 1B		F FF 88 F FF 88 B FF 88 X FF 91 1-2 ③ G4-3		C SL 81 F FF 90 1 SAFE X SL 82 0-2 25 FC3-6 1-2 1B		X FF 90 0-0 ② L9 2-3		B SI 88 C CU 75 T CU 76 D CU 76 X CU 76 2-2 ③ G6-3	5	1	2	0	0	0	3
25 Derrek Lee, R (1, 3) OBP: 0.406, SLG: 0.585	B FF 88 1 SAFE F FF 88 X FF 87 1-1 ② F9			B FF 86 B FF 88 C FF 87 B FF 89 T FF 89 D FF 92 4-2 1 SH5-3 16 BB 1B BB	C FF 90 F FF 90 B FF 92 X FF 92 1-2 ② FC3-6 1-2f 2-3		S FF 92 C FF 92 B SL 83 B FF 93 S SL 83 2-3 ③ K			3	1	0	0	1	1	5
16 Aramis Ramirez, R (1, 5) OBP: 0.415, SLG: 0.528	B FF 87 C FF 88 F FF 88 1 SAFE B SL 80 B FF 87 X SL 83 3-2 1-H 1B			S SL 81 B FF 87 B FF 91 C FF 90 1 SAFE F FF 91 F FF 91 B FF 91 B FF 92 4-2 1 SH5-3 1-2 1B BB	F FF 91 B FF 92 B FF 89 F FF 91 B FF 89 X FF 92 3-2 ③ F9			X SL 84 0-0 ① G3-1		3	1	1	1	1	0	2
1 Kosuke Fukudome, L (1, 9) OBP: 0.415, SLG: 0.463	B SI 88 X FF 88 1-0 ③ F7			X FF 91 0-0 ① SH5-3 1-2 2-3		C FF 89 B SL 78 B FF 89 B FF 90 C SL 84 F CH 80 F FF 90 X FF 89 3-2 ① G3-1		F FC 91 B FC 91 B FC 90 S SL 84 C FC 92 2-3 ② K		3	0	0	0	0	1	1
18 Geovany Soto, R (1, 2) OBP: 0.442, SLG: 0.651		B FF 86 F FF 86 X 1-1 ① F9		C FF 91 F FF 92 S SL 82 0-3 ② K		X FF 90 0-0 ② F8		B FC 92 S SL 84 X FC 91 1-1 FC5-4 1B		4	0	1	0	0	1	2
Ronny Cedeno, R (1, 4) OBP: 0.458, SLG: 0.549		X SL 79 0-0 ② G5-3		C SL 82 X SL 83 0-1 2-H 3-H 1B		C SL 81 B FF 91 S FF 90 S FF 91 1-3 ③ K		B FC 90 F FC 90 B SL 85 X SL 83 2-1 ③ FC5-4 1-2f		4	0	1	2	0	1	1
20 Felix Pie, L (1, 8) OBP: 0.302, SLG: 0.304		B FF 87 F FF 87 X FF 89 1-1 ③ F7		S FF 94 C FF 94 F FF 94 F FF 93 C SL 84 0-3 ③ K			X FF 89 0-0 2 L9 12 1B 1B		B CU 78 B SI 93 F SI 93 F SI 94 B SI 94 X SI 95 3-2 ① G4-3	4	0	1	0	0	1	1
38 Carlos Zambrano, S (1, 1) OBP: 0.261, SLG: 0.435 9 Reed Johnson, R (9, PH) OBP: 0.351, SLG: 0.313 34 Kerry Wood, R (9, 1)			B FF 86 F FF 86 B FF 88 F FF 88 F FF 89 B FF 89 F FF 88 X FF 90 3-2 ① L9		F FF 89 X FF 90 0-1 25 FC3-6 2 1B 1B		1 SAFE B FF 87 C FF 84 L CH 84 B FF 89 1 SAFE F FF 91 F SL 79 F FF 92 2-3 S SL 79 ① K		C CU 78 B CH 87 B CU 78 B CU 78 C SI 94 F SI 94 X CU 78 3-2 ② F8	3 1 0	0 0 0	1 0 0	0 0 0	0 0 0	1 0 0	1 0 0
Inning Stats	R: 1 E: 0 K: 1 S: 11 H: 2 LOB: 1 BB: 0 P: 17	R: 0 E: 0 K: 0 S: 5 H: 0 LOB: 0 BB: 0 P: 7	R: 0 E: 0 K: 0 S: 12 H: 0 LOB: 0 BB: 0 P: 18	R: 2 E: 0 K: 2 S: 17 H: 1 LOB: 1 BB: 2 P: 25	R: 0 E: 0 K: 0 S: 12 H: 2 LOB: 2 BB: 0 P: 16	R: 0 E: 0 K: 1 S: 9 H: 0 LOB: 0 BB: 0 P: 13	R: 0 E: 0 K: 2 S: 13 H: 2 LOB: 2 BB: 0 P: 18	R: 0 E: 0 K: 1 S: 8 H: 1 LOB: 1 BB: 0 P: 13	R: 0 E: 0 K: 0 S: 11 H: 1 LOB: 1 BB: 0 P: 20	1B: 8 2B: 1 3B: 0 HR: 0 SF: 0 SAC: 1 DP: 0 HBP: 0						WP: 0 PB: 0 SB: 1 CS: 0 PA: 38	

PITCHER		IP	WLS	BF	H	R	ER	SO	BB	IBB	HBP	BLK	WP	HR	S	P	ERA	WHIP
39 Aaron Harang, R ERA: 3.09	(1, 1)	7.0	L	30	7	3	3	6	2	0	0	0	0	0	79	114	3.86	1.286
51 Jared Burton, R ERA: 4.02	(8, 1)	1.0		4	1	0	0	1	0	0	0	0	0	0	8	13	0.00	1.000
Jeremy Affeldt, L ERA: 3.29	(9, 1)	0.2		3	1	0	0	0	0	0	0	0	0	0	8	15	0.00	1.500
Mike Lincoln, R ERA: 3.6	(9, 1)	0.1		1	0	0	0	0	0	0	0	0	0	0	3	5	0.00	0.000

PITCHER	IP	WLS	BF	H	R	ER	SO	BB	IBB	HBP	BLK	WP	HR	S	P	ERA	WHIP

TOP	
AB	35
R	3
H	9
RBI	3
BB	2
SO	7
LOB	17

Chicago Cubs @ Cincinnati Reds

Great American Ball Park, Cincinnati, OH

Tue May 06 2008, 7:10 PM EDT

Att. 21,153 - Partly Cloudy - 78 F

livebaseballscorecards.com

BOTTOM

Batter	1	2	3	4	5	6	7	8	9	AB	R	H	RBI	BB	SO	LOB
6 Ryan Freel, R (1, 8) OBP: 0.351, SLG: 0.368	X FF 86 0-0 ① F9		B SL 80 B FC 88 C FF 90 B FF 90 C FF 91 B FF 93 4-2 BB		B FF 90 C FF 90 F FC 89 S SL 83 1-3 ③ K			X FC 88 0-0 ② G4-3		3	0	0	0	1	1	1
Ken Griffey Jr., L (1, 9) OBP: 0.319, SLG: 0.377	B SL 85 B FF 88 C FC 88 B FF 85 X FC 90 3-1 4 CS 1B		1 SAFE B CH 83 B FC 88 1 SAFE C FC 88 B FS 81 F FS 82 X FC 92 3-2 ③ L8			S FS 81 X FS 83 0-1 4 E 1B		C FF 90 X FC 90 0-1 ③ F8		4	0	2	0	0	0	1
4 Brandon Phillips, R (1, 4) OBP: 0.309, SLG: 0.469	B FF 87 F FC 88 B FF 87 F SL 80 B SL 80 F FC 91 C FF 92 3-3 ② ③ K 1-2			C FF 86 X SL 80 0-1 ① F9		X FF 88 0-0 FC4 28 G6-4-3 1-2			X SL 94 0-0 ① F8	4	0	0	0	0	1	2
19 Joey Votto, L (1, 3) OBP: 0.340, SLG: 0.478		C FF 92 B FC 90 B FF 86 F FC 91 B SL 85 F FC 92 F FF 92 F FC 92 B FF 93 4-2 27 G4-3 BB BB		B FS 81 B FF 88 X FC 89 2-0 ② F7		B FS 84 F FF 91 X FC 91 1-1 ① F7			X SL 95 0-0 DI 1B	3	0	1	0	1	0	2
28 Edwin Encarnación, R (1, 5) OBP: 0.358, SLG: 0.500		X FC 89 0-0 ① P4		B FF 90 C FF 88 B FC 89 C FC 89 B FF 92 F SL 83 F FC 91 F FF 92 X FF 92 3-2 E3		B FC 89 F FF 90 F FC 90 X FF 92 1-2 ② ③ G6-4-3 1-2f			C SL 95 S CU 82 D CU 81 F SL 94 F SL 94 B SL 94 C CU 81 2-3 ② K	4	0	0	0	0	1	4
Adam Dunn, L (1, 7) OBP: 0.367, SLG: 0.402		B FF 88 B FF 84 B FF 88 C FS 82 S FS 84 B FF 84 4-2 1-2 BB		B FS 83 X FC 90 1-0 ③ G3			X FF 90 0-0 ① G3		B CU 80 S SL 95 F SL 95 S SL 95 1-3 ③ K 1-2	3	0	0	0	1	1	2
27 Jeff Keppinger, R (1, 6) OBP: 0.336, SLG: 0.392		B FF 89 B SL 79 C FF 89 F FF 90 2 SAFE F FC 91 B FF 89 F FC 93 X FF 89 3-2 ② ③ G4-3 2-3		C FF 86 B FF 84 X SL 87 1-1 ① G5-3			B SL 87 C FF 89 X SL 80 1-1 ② F8			3	0	0	0	0	0	2
Paul Bako, L (1, 2) OBP: 0.370, SLG: 0.518			C FC 88 B SL 86 F FC 88 B FC 91 S FC 89 2-3 ① K		F SL 86 T FC 88 F FC 92 B FC 88 F FS 83 X FF 93 1-2 ② G1		B FC 88 X FC 88 1-0 ③ F7			3	0	0	0	0	1	0
39 Aaron Harang, R (1, 1) OBP: 0.235, SLG: 0.294 51 Jared Burton, R (8, 1) Scott Hatteberg, L (8, PH) OBP: 0.261, SLG: 0.184 Jeremy Affeldt, L (9, 1) Mike Lincoln, R (9, 1)			B FF 88 B FF 88 C FF 87 X FF 90 2-1 ② P3		C FF 86 X FC 88 0-1 1B			B SL 86 B FC 88 C FF 89 B FC 88 X FF 87 3-1 ① F7		2 0 1 0 0	0 0 0 0 0	1 0 0 0 0	0 0 0 0 0	0 0 0 0 0	0 0 0 0 0	0 0 0 0 0
Inning Stats	R: 0 E: 0 K: 1 S: 7 H: 1 LOB: 1 BB: 0 P: 13	R: 0 E: 0 K: 0 S: 13 H: 0 LOB: 1 BB: 2 P: 24	R: 0 E: 0 K: 1 S: 10 H: 0 LOB: 1 BB: 1 P: 21	R: 0 E: 1 K: 0 S: 10 H: 0 LOB: 1 BB: 0 P: 16	R: 0 E: 0 K: 1 S: 12 H: 1 LOB: 1 BB: 0 P: 15	R: 0 E: 1 K: 0 S: 8 H: 1 LOB: 1 BB: 0 P: 10	R: 0 E: 0 K: 0 S: 4 H: 0 LOB: 0 BB: 0 P: 6	R: 0 E: 0 K: 0 S: 5 H: 0 LOB: 0 BB: 0 P: 8	R: 0 E: 0 K: 2 S: 10 H: 1 LOB: 1 BB: 0 P: 13	1B: 4 2B: 1 3B: 0 HR: 0 SF: 0 SAC: 0 DP: 2 HBP: 0						WP: 0 PB: 0 SB: 0 CS: 1 PA: 33

PITCHER	IP	WLS	BF	H	R	ER	SO	BB	IBB	HBP	BLK	WP	HR	S	P	ERA	WHIP
38 Carlos Zambrano, R (1, 1) ERA: 1.8	8.0	W	29	3	0	0	3	3	0	0	0	0	0	69	113	0.00	0.750
34 Kerry Wood, R (9, 1) ERA: 4.24	1.0	S	4	1	0	0	2	0	0	0	0	0	0	10	13	0.00	1.000

PITCHER	IP	WLS	BF	H	R	ER	SO	BB	IBB	HBP	BLK	WP	HR	S	P	ERA	WHIP

AB	30
R	0
H	4
RBI	0
BB	3
SO	5
LOB	14

Batter	1	2	3	4	5	6	7	8	9	AB	R	H	RBI	BB	SO	LOB
9 Reed Johnson, R (1, 7) OBP: 0.336, SLG: 0.297	C FF 91 S KC 80 F KC 80 X FF 92 0-2 ① G6-3		B FF 92 C FF 91 F FF 92 T CH 81 1-2 ② K		C CH 81 C KC 76 S CH 82 0-3 ② K		B FF 92 X CH 81 1-0 ② FC5-4 33 BB 1-2f		C SI 94 D CH 86 S CH 86 S CH 87 1-3 ② K	5	0	0	0	0	3	3
2 Ryan Theriot, R (1, 6) OBP: 0.406, SLG: 0.425 45 Sean Marshall, L (3, 1) OBP: 1.000, SLG: 1.000 Sean Gallagher, R (5, 1) 33 Daryle Ward, L (7, PH) OBP: 0.367, SLG: 0.318 (7, 3)	B FF 93 B FF 92 B FF 92 B FF 89 4-0 25 G5-4-3 BB		B KC 76 C FF 93 X FF 92 1-1 25 FC1-4 1-2 1B		B FF 91 C FF 91 X FF 91 1-1 25 1B 1B		B KC 77 C FF 93 S CH 82 F CH 81 F FF 93 B FF 93 D CH 82 B CH 83 4-2 1-2 BB		C CU 77 B SI 94 B CH 86 X SI 93 2-1 12 FC5 1-2 1B	1 1 0 1	0 0 0 0	1 1 0 1	0 0 0 0	1 0 0 1	0 0 0 0	0 0 0 0
25 Derrek Lee, R (1, 3) OBP: 0.403, SLG: 0.576 Bob Howry, L (7, 1) 43 Michael Wuertz, R (8, 1) 12 Alfonso Soriano, R (9, PH) OBP: 0.239, SLG: 0.329	C KC 74 F CH 80 B FF 92 X CH 80 1-2 ②③ G5-4-3 1-2f		B CH 80 X FF 92 1-0 ③ FC1-4 1-2f		B CH 81 C CH 82 F FF 94 X CH 80 1-2 1-2 1B		F FF 94 B KC 82 F FF 93 T FF 93 1-2 ③ K		B SI 95 S SI 94 X SI 94 1-1 ③ FC5 1-2 2-3f	4 0 0 1	0 0 0 0	1 0 0 0	0 0 0 0	0 0 0 0	1 0 0 0	5 0 0 2
16 Aramis Ramirez, R (1, 5) OBP: 0.413, SLG: 0.523 Mark DeRosa, R (7, 5) OBP: 0.378, SLG: 0.394		X FF 90 0-0 ① P3	C FF 91 B FF 91 X FF 91 1-1 18 BB 1B	B FF 93 B FF 93 C FF 93 F FF 92 S FF 91 2-3 ③ K			B FC 86 F FC 86 X FF 86 1-1 ① G3			3 1	0 0	1 0	0 0	0 0	1 0	2 0
1 Kosuke Fukudome, L (1, 9) OBP: 0.411, SLG: 0.456		X FF 91 0-0 ② G3-1	C CH 80 X FF 92 0-1 ① P6			B FF 89 C FF 90 B KC 80 X FF 92 2-1 ① F8		C FF 86 B FF 87 C FF 87 B FF 86 X FF 86 2-2 1B		4	0	1	0	0	0	1
18 Geovany Soto, R (1, 2) OBP: 0.447, SLG: 0.645 Henry Blanco, R (8, PH) OBP: 0.435, SLG: 0.350 (8, 2)		B FF 91 B FF 92 C CH 78 B CH 81 B FF 91 4-1 BB	B KC 75 B CH 80 F FF 93 S CH 81 B CH 82 B FF 94 4-2 1-2 BB			C KC 74 S KC 81 S KC 81 0-3 ② K		B FC 87 F FC 86 B FF 85 X FC 86 2-1 ② L7		1 1	0 0	0 0	0 0	2 0	1 0	0 1
Ronny Cedeno, R (1, 4) OBP: 0.429, SLG: 0.509 (3, 6)		B FF 92 S KC 75 X CH 81 1-1 ③ F8	C FF 94 T FF 94 F FF 95 F KC 83 S FF 93 0-3 ② K			F FF 92 F CH 79 X CH 82 0-2 ③ G1-3		F FC 87 F SL 81 F SL 81 B FC 86 B FC 86 B FC 87 F FC 87 X FC 86 3-2 ③ F9		4	0	0	0	0	1	4
20 Felix Pie, L (1, 8) OBP: 0.284, SLG: 0.283			C FF 90 F FF 92 B FF 92 S CH 82 1-3 ① K	C FF 93 B FF 93 S CH 82 F FF 94 S CH 82 1-3 ③ K			B FF 90 S CH 79 C FF 91 S CH 80 1-3 ① K		B SI 92 C SI 92 X SI 92 1-1 ① G6-3	4	0	0	0	0	3	2
32 Jon Lieber, L (1, 1) 17 Mike Fontenot, L (3, PH) OBP: 0.394, SLG: 0.464 (3, 4)			B FF 90 C CH 80 C FF 92 B FF 94 B CH 81 B CH 82 4-2 2 1B BB	C FF 91 B FF 91 B KC 80 F FF 92 F FF 94 C FF 92 2-3 ① K			B FF 93 F FF 92 B FF 92 B FF 92 S FF 92 B FF 91 4-2 9 FC5-4 BB		C SI 92 S CU 77 B CU 79 B SI 94 B SI 94 B SI 94 4-2 12 FC5 33 1B BB	0 1	0 0	0 0	0 0	0 3	0 1	0 0
Inning Stats	R: 0 E: 0 K: 0 S: 7 H: 0 LOB: 0 BB: 1 P: 12	R: 0 E: 0 K: 0 S: 5 H: 0 LOB: 1 BB: 1 P: 10	R: 0 E: 0 K: 2 S: 11 H: 1 LOB: 2 BB: 1 P: 19	R: 0 E: 0 K: 2 S: 15 H: 1 LOB: 2 BB: 1 P: 21	R: 0 E: 0 K: 3 S: 15 H: 2 LOB: 2 BB: 0 P: 21	R: 0 E: 0 K: 1 S: 9 H: 0 LOB: 0 BB: 0 P: 11	R: 0 E: 0 K: 2 S: 13 H: 0 LOB: 2 BB: 2 P: 24	R: 0 E: 0 K: 0 S: 12 H: 1 LOB: 1 BB: 0 P: 20	R: 0 E: 0 K: 1 S: 11 H: 1 LOB: 2 BB: 1 P: 20	1B: 6 2B: 0 3B: 0 HR: 0	SF: 0 SAC: 0 DP: 1 HBP: 0						

PITCHER		IP	WLS	BF	H	R	ER	SO	BB	IBB	HBP	BLK	WP	HR	S	P	ERA	WHIP
36 Edinson Volquez, R ERA: 1.06	(1, 1)	7.0	W	30	4	0	0	10	6	0	0	0	0	0	75	118	0.00	1.429
David Weathers, R ERA: 3.86	(8, 1)	1.0		4	1	0	0	0	0	0	0	0	0	0	12	20	0.00	1.000
Jeremy Affeldt, L ERA: 3.07	(9, 1)	1.0		5	1	0	0	1	1	0	0	0	0	0	11	20	0.00	2.000

PITCHER	IP	WLS	BF	H	R	ER	SO	BB	IBB	HBP	BLK	WP	HR	S	P	ERA	WHIP

TOP

Chicago Cubs @ Cincinnati Reds

Great American Ball Park, Cincinnati, OH

Wed May 07 2008, 12:35 PM EDT
Att. 28,418 - Partly Cloudy - 73 F

livebaseballscorecards.com

AB	32
R	0
H	6
RBI	0
BB	7
SO	11
LOB	20

1B: 6	SF: 0	WP: 0	PA: 39
2B: 0	SAC: 0	PB: 0	
3B: 0	DP: 1	SB: 0	
HR: 0	HBP: 0	CS: 0	

BOTTOM

Batter	1	2	3	4	5	6	7	8	9	AB	R	H	RBI	BB	SO	LOB
23 Corey Patterson, L (1, 8) OBP: 0.260, SLG: 0.421	C FC 86 S SL 79 S SL 79 0-3 ① K	C FC 86 F SL 80 F FC 85 F SL 79 B FC 85 C FF 87 1-3 ② K		S CH 86 B CH 83 F CH 82 X SI 86 1-2 ① P5	S FF 94 F FF 94 B FF 94 X FF 92 1-2 ③ G4-3		F FA 89 B SL 80 T SL 79 B FF 90 F FA 89 F FA 89 X SL 80 2-2 1B 1B			5	0	1	0	0	2	3
15 Jerry Hairston, R (1, 6) OBP: 0.367, SLG: 0.517	B SL 80 B FC 86 C FC 85 F FC 85 F FC 86 X FC 86 2-2 1B	B SL 81 B FC 86 C FC 86 B FF 86 X FC 86 3-1 1-H HR		B SI 86 B SI 86 C CH 86 F CH 84 B CU 71 F CH 84 F CH 86 X CH 84 3-2 ② G6-3		B FF 94 B C FF 93 X FF 92 2-1 ① F9	F FA 89 B SL 82 F FF 89 F FA 88 B SL 82 F FA 89 B FA 90 X FA 89 3-2 ② P4			5	1	2	2	0	0	1
Ken Griffey Jr., L (1, 9) OBP: 0.322, SLG: 0.378	B SL 80 X FC 86 1-0 ② F8	T FF 87 C SL 82 B FF 86 B SL 84 X FC 87 2-2 4 FC6-4 1B		B SI 86 S CH 84 F CH 86 X SI 75 1-2 ③ F8		B B X FF 94 2-0 ② G3-1	B FF 90 C FA 89 X FA 90 1-1 6 FC5-4 1-3 1B			5	0	2	0	0	0	1
4 Brandon Phillips, R (1, 4) OBP: 0.315, SLG: 0.493 6 Ryan Freel, R (7, 4) OBP: 0.347, SLG: 0.362	1 SAFE C FC 85 X FC 85 0-1 ③ G6-3	F FC 85 T SL 81 F SL 81 B SL 81 F FC 85 F SL 79 X SL 84 1-2 ③ FC6-4 1-2f			X CH 83 0-0 HR	C CU 74 S CU 74 B B X 2-2 19 HR 1B	C FA 89 B FF 89 F FF 90 X SL 82 1-2 ③ FC5-4 1-2f			4 1	2 0	2 0	1 0	0 0	0 0	2 2
19 Joey Votto, L (1, 3) OBP: 0.362, SLG: 0.583		S FF 86 B SL 80 X SL 81 1-1 HR	B SI 77 B CH 86 B CH 86 B SI 86 4-0 S BB		B CH 84 B CH 85 X CH 84 2-0 HR	B CU 73 X FF 92 1-0 1-H HR		C SL 84 X FF 89 0-1 ① G6-3		4	3	3	4	1	0	0
Adam Dunn, L (1, 7) OBP: 0.376, SLG: 0.429		C FC 86 X FC 87 0-1 HR	C SI 88 B CH 84 B CH 84 S CH 84 S SI 87 2-3 ① K 1-2		B B CH 83 B CH 85 C CH 85 C CH 83 F CH 82 B SI 77 4-2 36 SH3-4 1B BB	C CU 75 B SL 83 B FF 93 C CU 74 B FF 94 B FF 93 4-2 28 1B BB		C SL 88 S CH 84 B FF 90 B SL 84 S SL 84 2-3 ② K		3	1	1	1	2	2	1
28 Edwin Encarnación, R (1, 5) OBP: 0.360, SLG: 0.492		C FC 86 F FC 87 X SL 80 0-2 ① P4	B SI 88 B CH 84 C SI 86 B CH 83 F SI 86 B CH 84 4-2 BB		X FF 92 0-0 ① P1	C FF 93 F FF 93 X CU 75 0-2 1-2 1B		B FF 91 X SL 87 1-0 ③ F8		4	0	1	0	1	0	1
Paul Bako, L (1, 2) OBP: 0.375, SLG: 0.552 Javier Valentin, S (8, 2) OBP: 0.258, SLG: 0.241		X FC 86 0-0 HR	S CH 83 X SI 87 0-1 ② F8		C CU 73 B FF 92 F FF 94 D SL 84 B FF 94 F FF 93 X FF 94 3-2 36 SH3-4 1-2 1B	C FF 93 S S CU 74 0-3 ③ K				4 0	1 0	2 0	1 0	0 0	1 0	4 0
36 Edinson Volquez, R (1, 1) OBP: 0.133, SLG: 0.133 Scott Hatteberg, L (7, PH) OBP: 0.255, SLG: 0.179 David Weathers, R (8, 1) Jeremy Affeldt, L (9, 1)		C FC 86 S SL 81 B SL 81 X FC 86 1-2 15 HR 1B	F CH 85 S CH 81 D CU 72 S CH 81 1-3 ③ K		B FF 92 C FF 92 X FF 92 1-1 ② SH3-4 1-2 2-3		B FA 88 B FA 89 X FA 89 2-0 ① G4-3			2 1 0 0	1 0 0 0	1 0 0 0	0 0 0 0	0 0 0 0	1 0 0 0	2 0 0 0
Inning Stats	R: 0 E: 0 K: 1 S: 10 H: 1 LOB: 1 BB: 0 P: 13	R: 5 E: 0 K: 1 S: 27 H: 6 LOB: 1 BB: 0 P: 36	R: 0 E: 0 K: 2 S: 10 H: 0 LOB: 2 BB: 2 P: 21	R: 0 E: 0 K: 0 S: 11 H: 0 LOB: 0 BB: 0 P: 16	R: 2 E: 0 K: 0 S: 15 H: 3 LOB: 2 BB: 1 P: 26	R: 2 E: 0 K: 1 S: 15 H: 3 LOB: 2 BB: 1 P: 26	R: 0 E: 0 K: 0 S: 16 H: 2 LOB: 2 BB: 0 P: 25	R: 0 E: 0 K: 1 S: 6 H: 0 LOB: 0 BB: 0 P: 9		1B: 8 2B: 0 3B: 0 HR: 7 SF: 0 SAC: 1 DP: 0 HBP: 0				WP: 0 PB: 0 SB: 1 CS: 0 PA: 43		

PITCHER		IP	WLS	BF	H	R	ER	SO	BB	IBB	HBP	BLK	WP	HR	S	P	ERA	WHIP
32 Jon Lieber, R ERA: 3.8	(1, 1)	2.0	L	13	7	5	5	2	0	0	0	0	0	4	37	49	22.50	3.500
45 Sean Marshall, L ERA: 4.15	(3, 1)	2.0		11	2	2	2	2	3	0	0	0	0	2	26	48	9.00	2.500
Sean Gallagher, R ERA: 4.5	(5, 1)	2.0		11	4	2	2	1	1	0	0	0	0	1	25	41	9.00	2.500
Bob Howry, R ERA: 6.61	(7, 1)	1.0		5	2	0	0	0	0	0	0	0	0	0	16	25	0.00	2.000
43 Michael Wuertz, R ERA: 4.5	(8, 1)	1.0		3	0	0	0	1	0	0	0	0	0	0	6	9	0.00	0.000

PITCHER	IP	WLS	BF	H	R	ER	SO	BB	IBB	HBP	BLK	WP	HR	S	P	ERA	WHIP

Chicago Cubs @ Cincinnati Reds

Great American Ball Park, Cincinnati, OH

Wed May 07 2008, 12:35 PM EDT
Att. 28,418 - Partly Cloudy - 73 F

livebaseballscorecards.com

AB	38
R	9
H	15
RBI	9
BB	4
SO	6
LOB	17

Arizona Diamondbacks @ Chicago Cubs

Wrigley Field, Chicago, IL

Fri May 09 2008, 1:20 PM CDT

Att. 40,236 - Cloudy - 46 F

TOP

livebaseballscorecards.com

Batter	1	2	3	4	5	6	7	8	9	AB	R	H	RBI	BB	SO	LOB
22 Eric Byrnes, R (1, 7) OBP: 0.290, SLG: 0.373	C CH 78 F SL 80 S FF 85 0-3 ① **K**		X SL 81 0-0 ② F7		C FF 86 B CH 78 B CH 79 B CU 68 F FF 86 X SL 82 3-2 ③ G5-3			1 SAFE 1 SAFE B SL 83 1 SAFE B FF 93 L FF 92 1 SAFE F FF 93 B SL 82 3-2 ①② K2 T FF 93 1-1f		4	0	0	0	0	2	1
6 Stephen Drew, L (1, 6) OBP: 0.336, SLG: 0.521	F FF 85 C FF 85 B FF 86 B FF 85 X SL 82 2-2 ② G4-3		X FF 84 0-0 3B			C FF 86 B SL 84 F SL 83 F FF 88 X FF 89 1-2 ① F9		B FF 94 B SL 81 C SL 80 X FF 93 2-1 ③ F9		4	0	1	0	0	0	0
24 Chris Young, R (1, 8) OBP: 0.339, SLG: 0.490	X FF 86 0-0 HR		B CH 78 B CH 77 S CH 77 S CH 77 C CH 79 2-3 ③ K			B CU 69 C SL 79 C SL 80 S CH 80 1-3 ② K			C CU 82 C CU 82 S FF 96 0-3 ① K	4	1	1	1	0	3	1
34 Conor Jackson, R (1, 3) OBP: 0.419, SLG: 0.564	C FF 86 B CH 74 B CH 75 X FF 84 2-1 ③ P4			B CH 75 F CH 77 B CH 78 F FF 84 B CH 77 B SL 81 4-2 10 S BB		B SL 77 F FF 88 B CH 79 B SL 81 B FF 87 4-1 BB			C CU 83 T FF 96 X CU 84 0-2 ② G6-3	2	0	0	0	2	0	0
10 Justin Upton, R (1, 9) OBP: 0.396, SLG: 0.548		S CH 72 C CH 72 B CU 64 S CH 75 1-3 ① K		C CU 66 C FF 89 B CH 78 B FF 88 S CH 77 2-3 ① K 1-2		1 SAFE B FF 88 1 SAFE S CH 77 C SL 78 F FF 91 B CU 74 1 SAFE C FF 91 2-3 ③ K			C CU 83 T FF 96 X CU 83 0-2 ③ G6-3	4	0	0	0	0	3	2
27 Mark Reynolds, R (1, 5) OBP: 0.319, SLG: 0.445		C SL 78 B FF 84 S CH 75 B CH 76 S FF 85 2-3 ② K		2 SAFE B SL 76 F FF 86 S FF 89 S FF 90 1-3 ② K			X FF 86 0-0 ① P4			3	0	0	0	0	2	1
19 Chris Snyder, R (1, 2) OBP: 0.392, SLG: 0.482		B FF 85 C FF 85 X CU 66 1-1 1B		B SL 84 B FF 88 S CH 79 F CH 78 F FF 89 F FF 89 T CH 80 2-2 ③ K			B FF 84 C SL 80 B FF 87 S FF 87 B CH 78 C SL 81 3-3 ② K			3	0	1	0	0	2	1
Chris Burke, R (1, 4) OBP: 0.250, SLG: 0.140		B FF 83 F SL 78 C FF 84 F FF 86 X FF 87 1-2 ③ P3			L CH 81 X CH 81 0-1 ① G5-3		C SL 80 X CU 65 0-1 ③ L8			3	0	0	0	0	0	1
15 Dan Haren, R (1, 1) OBP: 0.150, SLG: 0.222 11 Augie Ojeda, S (8, PH) OBP: 0.405, SLG: 0.500 37 Juan Cruz, R (8, 1)			S FF 85 B FF 87 X FF 86 1-1 ① F9		B FF 86 F FF 87 B FF 87 T FF 86 X CH 77 2-2 ② F9			B FF 95 X FF 92 1-0 22 K2 1B		2 1 0	0 0 0	0 1 0	0 0 0	0 0 0	0 0 0	0 0 0
Inning Stats	R: 1 E: 0 K: 1 S: 9 H: 1 LOB: 0 BB: 0 P: 13	R: 0 E: 0 K: 2 S: 12 H: 1 LOB: 1 BB: 0 P: 17	R: 0 E: 0 K: 1 S: 7 H: 1 LOB: 1 BB: 0 P: 10	R: 0 E: 0 K: 3 S: 13 H: 0 LOB: 1 BB: 1 P: 22	R: 0 E: 0 K: 0 S: 8 H: 0 LOB: 0 BB: 0 P: 13	R: 0 E: 0 K: 2 S: 12 H: 0 LOB: 1 BB: 1 P: 20	R: 0 E: 0 K: 1 S: 6 H: 0 LOB: 0 BB: 0 P: 9	R: 0 E: 0 K: 1 S: 6 H: 1 LOB: 0 BB: 0 P: 12	R: 0 E: 0 K: 1 S: 9 H: 0 LOB: 0 BB: 0 P: 9	1B: 2 2B: 1 3B: 1 HR: 1 SF: 0 SAC: 0 DP: 1 HBP: 0						

	AB	30
	R	1
	H	4
	RBI	1
	BB	2
	SO	12
	LOB	7

WP: 0 PA: 32
PB: 0
SB: 1
CS: 0

PITCHER		IP	WLS	BF	H	R	ER	SO	BB	IBB	HBP	BLK	WP	HR	S	P	ERA	WHIP
30 Ted Lilly, L ERA: 5.24	(1, 1)	7.0	W	26	3	1	1	10	2	0	0	0	0	1	67	104	1.29	0.714
49 Carlos Marmol, R ERA: 1.23	(8, 1)	1.0	H	3	1	0	0	1	0	0	0	0	0	0	6	12	0.00	1.000
34 Kerry Wood, R ERA: 4.0	(9, 1)	1.0	S	3	0	0	0	1	0	0	0	0	0	0	9	9	0.00	0.000

PITCHER		IP	WLS	BF	H	R	ER	SO	BB	IBB	HBP	BLK	WP	HR	S	P	ERA	WHIP

Batter	1	2	3	4	5	6	7	8	9	AB	R	H	RBI	BB	SO	LOB
12 Alfonso Soriano, R (1, 7) OBP: 0.240, SLG: 0.337	F FF 90 F KC 82 B FC 85 B FS 87 X FS 86 2-2 G5-3 ①		C FC 88 X FF 92 0-1 G5-3 ③		X KC 81 0-0 1-3 2-H 2B		F SI 91 X FF 91 0-1 FC6-4 ③ 1-2f			4	0	1	1	0	0	2
2 Ryan Theriot, R (1, 6) OBP: 0.395, SLG: 0.412	B FF 93 X FF 92 1-0 L7 ②			C FF 90 C KC 79 B FF 90 B FF 91 F FS 86 F FS 86 S FS 86 2-3 K ①	C KC 82 X FS 85 0-1 G6-3 ③			B FF 94 F FF 94 C SL 81 F FF 96 C FF 96 1-3 K ①		4	0	0	0	0	2	2
25 Derrek Lee, R (1, 3) OBP: 0.399, SLG: 0.587	C KC 82 B FF 93 F FF 91 F FF 93 X FC 86 1-2 G2-3 ③			X FF 91 0-0 F9 ②		C FF 90 B FC 87 B FF 91 X KC 81 2-1 G6-3 ①		B FF 97 B SL 82 C FF 94 X SL 82 2-1 HR		4	1	1	1	0	0	0
16 Aramis Ramirez, R (1, 5) OBP: 0.408, SLG: 0.509		B KC 81 C KC 82 F FF 91 F FF 92 X FS 86 1-2 G6-3 ①		S FS 85 F FC 88 F FF 93 S FS 86 0-3 K ③		C FF 92 B FS 84 B SI 92 F FS 84 F SI 93 B SI 88 F KC 82 X KC 81 3-2 P6 ②		B FF 93 B CH 81 F FF 93 B SL 81 B FF 94 4-1 BB 1 1B BB		3	0	0	0	1	1	0
1 Kosuke Fukudome, L (1, 9) OBP: 0.413, SLG: 0.453		B FF 92 C FF 92 B KC 81 F FF 92 C KC 82 2-3 K ②			B FF 91 F SI 91 C KC 80 F FF 90 B FS 84 B FS 86 S KC 81 3-3 K ①	T SI 93 C FS 85 B FF 92 B SI 93 F KC 82 B KC 81 4-2 BB		X FF 92 0-0 BB 1-2 1B		3	0	1	0	1	2	0
18 Geovany Soto, R (1, 2) OBP: 0.434, SLG: 0.623		S KC 81 X FF 90 0-1 G5-3 ③			C KC 80 B FS 86 S FS 85 C SI 93 1-3 K ②	1 SAFE 1 SAFE C FS 84 B FC 85 1 SAFE X KC 80 1-1 L8 ③		S SL 83 S SL 82 C FF 96 0-3 K ②		4	0	0	0	0	2	3
Mark DeRosa, R (1, 4) OBP: 0.388, SLG: 0.411			B FF 91 F SI 88 B KC 80 C KC 81 B SI 93 X FF 93 3-2 30 G4-3 9 G6-3 1B		C FF 92 X FS 84 0-1 30 1B 2B		C SI 91 B FF 91 X SI 91 1-1 G6-3 ①	B FF 95 B SL 82 B FF 94 B FF 93 4-0 1-2 2-3 BB		3	1	2	0	1	0	0
9 Reed Johnson, R (1, 8) OBP: 0.342, SLG: 0.298 20 Felix Pie, L (9, 8) OBP: 0.284, SLG: 0.283			1 SAFE B SI 92 L FF 91 1 SAFE F FF 92 F SI 92 B SI 92 1 SAFE F SI 93 3-2 B KC 79 1 SAFE X SI 92 G6-3 ① 1-2		I IN 76 I IN 75 I IN 77 I IN 75 4-0 30 1B 12 2B IBB		B FF 92 X SI 92 1-0 12 FC6-4 1B	B FF 94 C FF 92 F FF 95 B SL 82 B SL 82 F FF 95 S FF 95 3-3 K ③		3 0	1 0	1 0	1 0	1 0	4 0
30 Ted Lilly, L (1, 1) OBP: 0.333, SLG: 0.364 17 Mike Fontenot, L (7, PH) OBP: 0.388, SLG: 0.456 49 Carlos Marmol, R (8, 1) 34 Kerry Wood, R (9, 1)			B FF 91 F FF 91 F FF 92 D FS 85 X FF 92 2-2 G4-3 ② 2-3		B SI 92 X SI 92 1-0 12 2B 1-2 2-H 1B		1 SAFE B SI 90 X SI 90 1-0 F8 ②			2 1 0 0	0 0 0 0	1 0 0 0	1 0 0 0	0 0 0 0	0 0 0 0	1 1 0 0
Inning Stats	R: 0 E: 0 K: 0 S: 8 H: 0 LOB: 0 BB: 0 P: 12	R: 0 E: 0 K: 1 S: 9 H: 0 LOB: 0 BB: 0 P: 12	R: 0 E: 0 K: 0 S: 13 H: 1 LOB: 1 BB: 0 P: 21	R: 0 E: 0 K: 2 S: 10 H: 0 LOB: 0 BB: 0 P: 12	R: 2 E: 0 K: 2 S: 13 H: 3 LOB: 2 BB: 1 P: 22	R: 0 E: 0 K: 0 S: 12 H: 0 LOB: 1 BB: 1 P: 22	R: 0 E: 0 K: 0 S: 6 H: 1 LOB: 1 BB: 0 P: 9	R: 1 E: 0 K: 3 S: 15 H: 2 LOB: 3 BB: 2 P: 29		1B: 4 2B: 2 3B: 0 HR: 1 SF: 0 SAC: 0 DP: 0 HBP: 0						

PITCHER	IP	WLS	BF	H	R	ER	SO	BB	IBB	HBP	BLK	WP	HR	S	P	ERA	WHIP
15 Dan Haren, R (1, 1) ERA: 3.04	7.0	L	28	5	2	2	5	1	1	0	0	0	0	71	110	2.57	0.857
37 Juan Cruz, R (8, 1) ERA: 1.98	1.0		7	2	1	1	3	2	0	0	0	0	1	15	29	9.00	4.000

PITCHER	IP	WLS	BF	H	R	ER	SO	BB	IBB	HBP	BLK	WP	HR	S	P	ERA	WHIP

BOTTOM

Arizona Diamondbacks @ Chicago Cubs

Wrigley Field, Chicago, IL

Fri May 09 2008, 1:20 PM CDT

Att. 40,236 - Cloudy - 46 F

livebaseballscorecards.com

AB	31
R	3
H	7
RBI	3
BB	4
SO	8
LOB	13

Arizona Diamondbacks @ Chicago Cubs

Wrigley Field, Chicago, IL

Sat May 10 2008, 2:40 PM CDT

Att. 41,597 - Cloudy - 47 F

TOP

livebaseballscorecards.com

Batter	1	2	3	4	5	6	7	8	9	AB	R	H	RBI	BB	SO	LOB
11 Augie Ojeda, S (1, 4) OBP: 0.435, SLG: 0.512	G3-1		HBP			1B	1B			3	1	2	0	0	0	0
6 Stephen Drew, L (1, 6) OBP: 0.333, SLG: 0.512	K		F9			1B	L7			4	1	1	0	0	1	2
24 Chris Young, R (1, 8) OBP: 0.331, SLG: 0.477	K		K			F6		F7		4	0	0	0	0	2	3
34 Conor Jackson, R (1, 3) OBP: 0.414, SLG: 0.550		P4		G6-3		BB		P6		3	0	0	0	1	0	0
10 Justin Upton, R (1, 9) OBP: 0.392, SLG: 0.535		G5-3		G6-3		BB		K		3	0	0	1	1	1	0
27 Mark Reynolds, R (1, 5) OBP: 0.318, SLG: 0.435		BB		G5-3		G6-3			K	3	0	0	1	1	1	2
19 Chris Snyder, R (1, 2) OBP: 0.387, SLG: 0.471		1B	K		G1-3				F7	4	0	1	0	0	1	2
Jeff Salazar, L (1, 7) OBP: 0.405, SLG: 0.595		K			K		P6		BB	3	0	0	0	1	2	2
39 Max Scherzer, R (1, 1)										2	0	0	0	0	1	0
Chris Burke, R (7, PH) OBP: 0.246, SLG: 0.137										1	0	0	0	0	1	0
50 Chad Qualls, R (7, 1)										0	0	0	0	0	0	0
Brandon Medders, R (7, 1)										0	0	0	0	0	0	0
45 Doug Slaten, L (8, 1)										0	0	0	0	0	0	0
26 Miguel Montero, L (9, PH) OBP: 0.379, SLG: 0.444			G1-3						F8	1	0	0	0	0	0	1
Inning Stats	R: 0 E: 0 K: 2 S: 10 H: 0 LOB: 0 BB: 0 P: 15	R: 0 E: 0 K: 1 S: 13 H: 1 LOB: 2 BB: 1 P: 27	R: 0 E: 0 K: 1 S: 11 H: 0 LOB: 1 BB: 0 P: 17	R: 0 E: 0 K: 0 S: 8 H: 0 LOB: 0 BB: 0 P: 11	R: 0 E: 0 K: 3 S: 11 H: 0 LOB: 0 BB: 0 P: 16	R: 2 E: 0 K: 0 S: 17 H: 2 LOB: 2 BB: 2 P: 32	R: 0 E: 0 K: 1 S: 9 H: 1 LOB: 1 BB: 0 P: 17	R: 0 E: 0 K: 1 S: 9 H: 0 LOB: 0 BB: 0 P: 12	R: 0 E: 0 K: 1 S: 8 H: 0 LOB: 1 BB: 1 P: 14	1B: 4 2B: 0 3B: 0 HR: 0 SF: 0 SAC: 0 DP: 0 HBP: 1	WP: 1 PB: 0 SB: 0 CS: 0 PA: 36					

PITCHER		IP	WLS	BF	H	R	ER	SO	BB	IBB	HBP	BLK	WP	HR	S	P	ERA	WHIP
46 Ryan Dempster, R ERA: 2.76	(1, 1)	6.0		25	3	2	2	7	3	0	1	0	0	0	70	118	3.00	1.000
47 Scott Eyre, L ERA:	(7, 1)	1.0	W	4	1	0	0	1	0	0	0	0	0	0	9	17	0.00	1.000
Bob Howry, R ERA: 6.23	(8, 1)	1.0		3	0	0	0	1	0	0	0	0	0	0	9	12	0.00	0.000
49 Carlos Marmol, R ERA: 1.17	(9, 1)	1.0		4	0	0	0	1	1	0	0	0	1	0	8	14	0.00	1.000

PITCHER	IP	WLS	BF	H	R	ER	SO	BB	IBB	HBP	BLK	WP	HR	S	P	ERA	WHIP

AB	31
R	2
H	4
RBI	2
BB	4
SO	10
LOB	12

Batter	1	2	3	4	5	6	7	8	9	AB	R	H	RBI	BB	SO	LOB
12 Alfonso Soriano, R (1, 7) OBP: 0.267, SLG: 0.372	F FF 94 S SL 85 F FF 95 B FF 93 X SL 84 1-2 ① P4		X CH 84 0-0 2 1B 2 E 1B		S FF 92 X FF 91 0-1 2 HBP 2-3 1B		C SL 86 S SI 94 D SL 90 F SL 87 B SL 90 F SI 94 X SL 88 2-2 2 1B 1-H 2B	X FF 89 0-0 1-2 1B		5	2	4	1	0	0	0
2 Ryan Theriot, R (1, 6) OBP: 0.401, SLG: 0.415	C FF 94 X FF 93 0-1 ② L3		1 SAFE B FF 91 1 SAFE C FF 90 B SL 84 X FF 92 2-1 E9 25 CS 1-H 1B		1 SAFE H SL 79 1-0 1-2 HBP		F SI 92 F SI 92 B SL 88 B SL 88 X SI 94 2-2 25 G4-3 16 1B 2-H 1B	X SL 78 0-0 ③ F9		4	1	2	1	0	0	2
25 Derrek Lee, R (1, 3) OBP: 0.395, SLG: 0.578	C FF 94 F FF 95 S FF 95 0-3 ③ K		1 SAFE T SL 82 P PO 91 1 SAFE C FF 94 1-2 ③ CS 1-2	B FF 93 X FF 93 1-0 1 BB 1B	X FF 94 0-0 ② F9-2 ③ 3-H		1 SAFE B FF 90 C CU 72 1 SAFE B FF 90 B FC 90 F FC 91 X FC 90 3-2 ② G4-3 1-2			4	0	1	0	0	1	4
16 Aramis Ramirez, R (1, 5) OBP: 0.411, SLG: 0.517		T FF 91 X SL 82 0-1 1 G6-3 18 FC4-2 2B		F FF 93 F FF 92 B FF 91 X CH 84 1-2 ① P4		C FF 92 B FF 92 F FF 92 S FF 94 1-3 ① K	C SL 86 B FF 90 F FF 89 X SL 85 1-2 1 HR 2-H 1B			4	1	2	1	0	1	1
1 Kosuke Fukudome, L (1, 9) OBP: 0.416, SLG: 0.473		C FF 92 B FF 91 X FF 93 1-1 ① G6-3 2-3		1 SAFE B FF 91 B CH 84 B FF 94 B FF 93 4-0 1-2 BB		B FF 90 C FF 92 X FF 94 1-1 ② F7	B FF 88 B CU 73 X FF 90 2-0 1-H HR			3	1	1	2	1	0	1
18 Geovany Soto, R (1, 2) OBP: 0.421, SLG: 0.602		B SL 85 S CH 83 B FF 95 F CH 84 B FF 95 X SL 83 3-2 ② FC4-2 3-H		F FF 94 B CH 85 B SL 82 X FF 92 2-1 ② F8		B SL 82 B SL 80 B CH 84 C FF 93 F CH 82 T FF 94 3-2 ③ K	C CU 75 B SL 85 C FC 90 X FC 90 1-2 ③ P6			4	0	0	0	0	1	4
Mark DeRosa, R (1, 4) OBP: 0.385, SLG: 0.405		B FF 94 X FF 94 1-0 ③ F9		C SL 81 B FF 93 B FF 92 S FF 93 F FF 93 S FF 93 2-3 ③ K			C SI 92 X SI 92 0-1 9 SH3-4 33 1B 1B	F FF 90 F FF 90 F SL 80 F SL 78 B FF 90 C FF 89 1-3 ① K		4	1	1	0	0	2	3
9 Reed Johnson, R (1, 8) OBP: 0.350, SLG: 0.295			C FF 92 B FF 92 C FF 94 T FF 95 1-2 ① K		B FF 92 F FF 92 H SL 81 2-1 12 1B 46 SH2-4 25 F9-2 HBP		1 SAFE B SI 91 X SI 90 1-0 ① SH3-4 1-2	C SI 89 C SL 79 H SL 80 1-2 12 1B HBP		1	0	0	0	0	1	0
46 Ryan Dempster, R (1, 1) OBP: 0.133, SLG: 0.133 47 Scott Eyre, L (7, 1) 33 Daryle Ward, L (7, PH) OBP: 0.387, SLG: 0.348 Jason Marquis, L (7, PR) OBP: 0.143, SLG: 0.286 Bob Howry, L (8, 1) Ronny Cedeno, R (8, PH) OBP: 0.422, SLG: 0.500 49 Carlos Marmol, R (9, 1)			F C B S 1-3 ② K		T FF 90 1 SAFE L CH 88 X SL 78 0-2 ① SH2-4 1-2		B SI 95 B SI 96 C SI 96 X SI 94 2-1 12 WP 12 2B 1B 2-H	B FF 88 X FF 88 1-0 ② P4		1 0 1 0 0 1	0 0 0 1 0 0	0 0 1 0 0 0	0 0 1 0 0 0	1 0 0 0 0 0	0 0 0 0 0 0	0 0 0 0 0 1
Inning Stats	R: 0 H: 0 E: 0 LOB: 0 K: 1 BB: 0 S: 9 P: 10	R: 0 H: 1 E: 0 LOB: 1 K: 0 BB: 0 S: 8 P: 13	R: 1 H: 2 E: 1 LOB: 0 K: 2 BB: 0 S: 12 P: 16	R: 0 H: 1 E: 0 LOB: 2 K: 1 BB: 1 S: 10 P: 20	R: 0 H: 1 E: 0 LOB: 2 K: 0 BB: 0 S: 7 P: 10	R: 0 H: 0 E: 0 LOB: 0 K: 2 BB: 0 S: 8 P: 13	R: 6 H: 6 E: 0 LOB: 1 K: 0 BB: 0 S: 23 P: 37	R: 0 H: 1 E: 0 LOB: 2 K: 1 BB: 0 S: 10 P: 13		1B: 9 2B: 3 3B: 0 HR: 1	SF: 0 SAC: 2 DP: 1 HBP: 3					

PITCHER		IP	WLS	BF	H	R	ER	SO	BB	IBB	HBP	BLK	WP	HR	S	P	ERA	WHIP
39 Max Scherzer, R ERA: 3.14	(1, 1)	6.0		24	5	1	0	6	1	0	2	0	0	0	54	82	0.00	1.000
50 Chad Qualls, R ERA: 2.75	(7, 1)	0.1	L	5	4	4	4	0	0	0	0	0	1	0	13	20	108.00	12.000
Brandon Medders, R ERA: 3.57	(7, 1)	0.2		4	2	2	2	0	0	0	0	0	0	1	10	17	27.00	3.000
45 Doug Slaten, L ERA: 2.13	(8, 1)	1.0		5	1	0	0	1	0	0	1	0	0	0	10	13	0.00	1.000

PITCHER	IP	WLS	BF	H	R	ER	SO	BB	IBB	HBP	BLK	WP	HR	S	P	ERA	WHIP

BOTTOM

Arizona Diamondbacks @ Chicago Cubs

Wrigley Field, Chicago, IL

Sat May 10 2008, 2:40 PM CDT

Att. 41,597 - Cloudy - 47 F

livebaseballscorecards.com

AB	32
R	7
H	12
RBI	6
BB	1
SO	7
LOB	16

1B: 9	SF: 0	WP: 1	PA: 39
2B: 3	SAC: 2	PB: 0	
3B: 0	DP: 1	SB: 0	
HR: 1	HBP: 3	CS: 1	

Arizona Diamondbacks @ Chicago Cubs

Wrigley Field, Chicago, IL

Sun May 11 2008, 1:20 PM CDT

Att. 39,740 - Rain - 48 F

TOP

livebaseballscorecards.com

Batter	1	2	3	4	5	6	7	8	9	AB	R	H	RBI	BB	SO	LOB
11 Augie Ojeda, S (1, 4) OBP: 0.412, SLG: 0.478	C FF 93 B CU 74 F FF 92 S SL 82 1-3 K ①		S SL 82 S SL 81 B SL 82 X FF 92 1-2 G3 ①		C SL 80 X FF 91 0-1 22 2B 34 BB 3-H 1B	B SL 83 C SL 82 F SL 83 F SL 84 1 SAFE X SL 83 1-2 P2 ②			B FF 95 F FF 94 F FF 95 X FF 96 1-2 G6-4-3 ②③ 1-2f	5	1	1	1	0	1	2
22 Eric Byrnes, R (1, 7) OBP: 0.289, SLG: 0.377	B CU 74 F FF 94 X FF 94 1-1 L3 ②		B SL 83 C FF 93 X FF 92 1-1 G6-3 ②		C FF 92 D SL 81 1 SAFE X FF 92 1-1 34 BB 10 BB 1-3 2B	1 SAFE B SL 82 1 SAFE F FF 93 F FF 93 P PO 89 F SL 84 F SL 83 1 SAFE 2-2 1 SAFE PO ③ 1-2	X FF 88 0-0 P3 ①			4	1	1	0	0	0	0
24 Chris Young, R (1, 8) OBP: 0.335, SLG: 0.470 56 Ramon Pena, R (7, 1)	B SL 84 B CU 74 B FF 93 B FF 94 4-0 34 3B BB		C SL 82 S SL 83 B SL 83 C SL 81 1-3 K ③		I IN 76 I IN 83 I IN 82 I IN 84 4-0 10 BB 34 BB IBB		B CH 86 X FF 88 1-0 F7 ②			2	1	0	0	2	1	0
										0	0	0	0	0	0	0
34 Conor Jackson, R (1, 3) OBP: 0.417, SLG: 0.561	B FF 94 1 SAFE X FF 93 1-0 1-H 3B			C FF 92 B CU 74 X CU 72 1-1 G6-3 ①	C SL 83 B SL 83 B SL 84 S SL 83 B SL 84 D SL 82 4-2 10 BB 1-2 2-3 3-H BB		X FF 85 0-0 F8 ③			3	0	1	2	1	0	0
10 Justin Upton, R (1, 9) OBP: 0.395, SLG: 0.530	B CU 74 F FF 94 X SL 81 1-1 F7 ③			B SL 80 S FF 92 X FF 93 1-1 27 E 1B	B SL 84 B FF 93 C FF 93 B FF 93 F FF 94 B FF 93 4-2 1-2 2-3 3-H BB			B SL 81 C SL 81 B FF 93 F FF 92 X SL 80 2-2 G4-3 ①		3	0	1	1	1	0	1
6 Stephen Drew, L (1, 6) OBP: 0.324, SLG: 0.496		X FF 92 0-0 G4-3 ①		B CU 75 1 SAFE F FF 91 F FF 93 S FF 92 1-3 K ②	B SL 84 X FF 93 1-0 P6 ②			B FF 94 B SL 79 C SL 79 F FF 92 F SL 80 S SL 80 2-3 K ②		4	0	0	0	0	2	4
27 Mark Reynolds, R (1, 5) OBP: 0.309, SLG: 0.422		B CU 73 C FF 92 B SL 80 B FF 93 S FF 92 F FF 93 F FF 93 C FF 94 3-3 K ②		1 SAFE C SL 81 F SL 82 F FF 92 B SL 79 B FF 92 F FF 92 S FF 92 2-3 K ③ 1-2	B SL 86 C FF 93 S SL 85 D SL 84 X FF 93 2-2 F9 ③			C SL 83 C SL 81 B SL 82 B FF 95 F FF 94 C SL 82 2-3 K ③		4	0	0	0	0	3	4
26 Miguel Montero, L (1, 2) OBP: 0.394, SLG: 0.467		B CU 75 B FF 92 F FF 92 F FF 93 B FF 94 F FF 94 B CH 82 4-2 BB			C FF 91 B SL 82 F SL 83 F FF 92 B FF 93 B FF 92 X FF 92 3-2 31 SH3-4 11 1B 2B	S SL 83 B SL 83 C FF 93 F SL 84 F SL 84 B FF 93 F SL 84 X FF 94 2-2 P4 ①			C FF 95 B FF 95 F FF 95 X CU 82 1-2 G4-3 ①	3	1	1	0	1	0	0
31 Edgar Gonzalez, R (1, 1) OBP: 0.125, SLG: 0.250 Chris Burke, R (6, PH) OBP: 0.258, SLG: 0.137 37 Juan Cruz, R (6, 1) Jeff Salazar, L (7, 8) OBP: 0.419, SLG: 0.595		S FF 92 C CU 74 F CU 74 T FF 92 0-2 K ③			L FF 92 X FF 91 0-1 SH3-4 ① 2-3	B FF 94 C SL 85 F SL 85 B SL 85 B FF 94 F SL 84 B FF 95 4-2 22 PO BB			H CU 82 1-0 11 G6-4-3 HBP	1	0	0	0	0	1	1
										0	0	0	0	1	0	0
										0	0	0	0	0	0	0
										0	0	0	0	0	0	0

	AB	29
	R	4
	H	5
	RBI	4
	BB	6
	SO	8
	LOB	12

Inning Stats	1	2	3	4	5	6	7	8	9
	R: 1 E: 0 K: 1 S: 8	H: 1 LOB: 1 BB: 1 P: 16	R: 0 E: 0 K: 2 S: 14	H: 0 LOB: 1 BB: 1 P: 21	R: 0 E: 0 K: 1 S: 8	H: 0 LOB: 0 BB: 0 P: 11	R: 0 E: 1 K: 2 S: 12	H: 1 LOB: 1 BB: 0 P: 17	R: 3 E: 0 K: 0 S: 18	H: 3 LOB: 3 BB: 3 P: 37	R: 0 E: 0 K: 0 S: 18	H: 0 LOB: 0 BB: 1 P: 26	R: 0 E: 0 K: 0 S: 3	H: 0 LOB: 0 BB: 0 P: 4	R: 0 E: 0 K: 2 S: 11	H: 0 LOB: 0 BB: 0 P: 17	R: 0 E: 0 K: 0 S: 6	H: 0 LOB: 0 BB: 0 P: 9

	1B: 2	SF: 0	WP: 0	PA: 38
	2B: 2	SAC: 1	PB: 0	
	3B: 1	DP: 1	SB: 0	
	HR: 0	HBP: 1	CS: 0	

PITCHER		IP	WLS	BF	H	R	ER	SO	BB	IBB	HBP	BLK	WP	HR	S	P	ERA	WHIP
Sean Gallagher, R ERA: 6.48	(1, 1)	4.1		21	5	4	4	6	2	1	0	0	0	0	52	83	8.31	1.615
44 Chad Fox, R ERA: 5.4	(5, 1)	1.2		7	0	0	0	0	3	0	0	0	0	0	26	45	0.00	1.800
43 Michael Wuertz, R ERA: 4.24	(7, 1)	1.0		3	0	0	0	0	0	0	0	0	0	0	3	4	0.00	0.000
49 Carlos Marmol, R ERA: 1.13	(8, 1)	1.0	W	3	0	0	0	2	0	0	0	0	0	0	11	17	0.00	0.000
34 Kerry Wood, R ERA: 3.79	(9, 1)	1.0	S	3	0	0	0	0	0	0	1	0	0	0	6	9	0.00	0.000

PITCHER		IP	WLS	BF	H	R	ER	SO	BB	IBB	HBP	BLK	WP	HR	S	P	ERA	WHIP

BOTTOM

Arizona Diamondbacks @ Chicago Cubs

Wrigley Field, Chicago, IL

Sun May 11 2008, 1:20 PM CDT

Att. 39,740 - Rain - 48 F

livebaseballscorecards.com

Batter	1	2	3	4	5	6	7	8	9	AB	R	H	RBI	BB	SO	LOB
9 Reed Johnson, R (1, 7) (9, 8) OBP: 0.344, SLG: 0.318	C SI 89 B FC 90 F FF 90 F FF 90 F SI 90 S SL 82 1-3 **K** ①	C SL 82 C SL 83 B FC 83 F FF 92 F SI 91 B FC 83 X SL 83 2-2 **G1-3** ③ 2-3 3-H			M FF 87 B SL 80 X SL 80 1-1 **G4-3** ①		B FF 95 B FF 95 C FF 92 X FF 94 2-1 1-H **HR**	B SL 87 B SL 88 C SL 84 C FF 95 X SL 90 2-2 **G6-3** ③		5	1	1	2	0	1	3
2 Ryan Theriot, R (1, 6) OBP: 0.404, SLG: 0.413	C SI 89 X FF 90 0-1 16 BB **1B**		C FF 87 B FC 88 C SL 75 F FC 89 B FF 90 B SL 75 X SL 82 3-2 **F9** ①		B SL 73 F SL 74 C FC 90 F FC 91 X SI 92 1-2 **G6-3** ②		B FF 96 C FF 96 C SL 83 B FF 96 F FC 84 B FF 96 B FF 94 4-2 25 G5-4-3 **BB**			3	0	1	0	1	0	0
25 Derrek Lee, R (1, 3) OBP: 0.392, SLG: 0.589	C SL 82 S SL 82 B SI 93 1 SAFE 1 SAFE F FF 89 1 SAFE P PO 79 S SL 81 2-3 **K** ②		X FF 91 0-0 **HR**		B SI 91 C SL 80 X FF 91 1-1 **F9** ③		C SL 86 X FF 95 0-1 **G5-4-3** ②③ 1-2f			4	1	1	1	0	1	2
16 Aramis Ramirez, R (1, 5) OBP: 0.413, SLG: 0.512	F FF 91 C SI 91 1 SAFE B FF 92 B SI 90 1 SAFE F FC 82 B FF 92 B SL 83 4-2 1-2 **BB**		X SL 82 0-0 **G4-3** ②			C B X 1-1 **P6** ①		F SL 86 F SL 85 B SI 96 X SI 94 1-2 1 1B 33 2B 1 S **1B**		3	1	1	0	1	0	0
1 Kosuke Fukudome, L (1, 9) OBP: 0.418, SLG: 0.474	X FF 90 0-0 **F7** ③		C CH 79 S SL 75 B SL 76 F SL 75 B SI 91 X SL 76 2-2 **1B**			B FF 97 C CH 82 B FF 96 F CH 83 S SL 81 2-3 **K** ②		1 SAFE C FF 95 B CH 87 B FF 95 X CH 86 2-1 1-3 18 G2-3 33 2B **1B**		4	1	2	0	0	1	2
18 Geovany Soto, R (1, 2) OBP: 0.417, SLG: 0.587		F SL 82 B FF 89 F FF 90 X SI 92 1-2 **G1-3** ① B SL 80 1 SAFE B SL 81 B SL 78 C FF 91 1 SAFE S FF 91 C FF 93 3-3 **K** ③			B B B C F B 4-2 **BB**		B SL 89 X SL 88 1-0 1-2 **G2-3** ①		3	0	0	0	1	1	3
Mark DeRosa, R (1, 4) OBP: 0.390, SLG: 0.407 43 Michael Wuertz, R (7, 1) 49 Carlos Marmol, R (8, 1) 12 Alfonso Soriano, R (8, PH) OBP: 0.275, SLG: 0.372 (9, 7)		C SI 90 C FC 90 B SI 91 B FC 87 B SI 91 B FC 82 4-2 SH1-4 9 WP 20 1B **BB**		B SI 89 S SL 81 B SI 89 X SI 90 2-1 20 G3-6 **1B**		S FF 97 C FF 97 B FF 97 B SL 84 S SL 83 2-3 **K** ③	I IN 72 I IN 72 I IN 70 I IN 71 4-0 33 2B **IBB**		2 0 0 0	1 0 0 0	1 0 0 0	0 0 0 0	1 0 0 1	1 0 0 0	1 0 0 0
20 Felix Pie, L (1, 8) OBP: 0.286, SLG: 0.286 33 Daryle Ward, L (8, PH) OBP: 0.406, SLG: 0.417 Jason Marquis, L (8, PR) OBP: 0.143, SLG: 0.286 34 Kerry Wood, R (9, 1)		X SI 89 0-0 9 WP SH1-4 1-2 **1B**		F FF 88 B SL 77 F FC 85 F FF 90 X SL 74 1-2 **G3-6** ①② 1-2f			C FF 94 B FF 94 F CH 83 B FF 93 B SL 80 C FF 95 3-3 **K** ①	X CH 86 0-0 1-3 2-H 3-H **2B**		3 1 0 0	0 0 0 0	1 1 0 0	0 2 0 0	0 0 0 0	1 0 0 0	1 0 0 0
Sean Gallagher, R (1, 1) 44 Chad Fox, R (5, 1) 17 Mike Fontenot, L (7, 4) OBP: 0.391, SLG: 0.448		C SI 86 X SL 74 0-1 **SH1-4** ② 1-2 2-3		S FF 90 C FF 91 B FC 91 X FF 92 1-2 **G6-3** ③			C FF 95 B FF 94 B FF 94 S FF 94 B FF 96 F FF 94 B FF 96 4-2 9 HR **BB**	X FF 90 0-0 **G3** ②		1 0 1	0 0 1	0 0 1	0 0 0	0 0 1	0 0 0	0 0 2

Inning Stats																								
	R: 0	H: 1	R: 1	H: 1	R: 1	H: 2	R: 0	H: 1	R: 0	H: 0	R: 0	H: 0	R: 2	H: 1	R: 2	H: 3	1B: 6	SF: 0	WP: 1	PA: 37
	E: 0	LOB: 2	E: 0	LOB: 1	E: 0	LOB: 1	E: 0	LOB: 0	E: 0	LOB: 0	E: 0	LOB: 1	E: 0	LOB: 0	E: 0	LOB: 2	2B: 1	SAC: 1	PB: 0	
	K: 2	BB: 1	K: 0	BB: 1	K: 1	BB: 0	K: 0	BB: 0	K: 0	BB: 1	K: 1	BB: 1	K: 1	BB: 2	K: 0	BB: 1	3B: 0	DP: 2	SB: 1	
	S: 16	P: 22	S: 13	P: 20	S: 13	P: 21	S: 9	P: 13	S: 8	P: 11	S: 10	P: 19	S: 13	P: 26	S: 11	P: 21	HR: 2	HBP: 0	CS: 0	

PITCHER		IP	WLS	BF	H	R	ER	SO	BB	IBB	HBP	BLK	WP	HR	S	P	ERA	WHIP
31 Edgar Gonzalez, R	(1, 1)	5.0		21	5	2	2	3	2	0	0	0	1	1	59	87	3.60	1.400
ERA: 6.6																		
37 Juan Cruz, R	(6, 1)	1.1	B	8	1	2	2	3	3	0	0	0	0	1	21	43	13.50	3.000
ERA: 3.0																		
56 Ramon Pena, R	(7, 1)	1.2	L	8	3	2	2	0	0	1	0	0	0	0	13	23	10.80	1.800
ERA: 4.76																		

PITCHER	IP	WLS	BF	H	R	ER	SO	BB	IBB	HBP	BLK	WP	HR	S	P	ERA	WHIP

AB	30
R	6
H	9
RBI	5
BB	6
SO	6
LOB	14

San Diego Padres @ Chicago Cubs

Wrigley Field, Chicago, IL

Mon May 12 2008, 7:05 PM CDT

Att. 39,528 - Partly Cloudy - 41 F

livebaseballscorecards.com

TOP

Batter	1	2	3	4	5	6	7	8	9	AB	R	H	RBI	BB	SO	LOB
33 Jody Gerut, L (1, 8) OBP: 0.304, SLG: 0.350	C SI 90 C FF 90 B FF 92 X FS 87 1-2 ① G3		B SI 90 B FF 89 B SI 90 B SI 91 4-0 10 1B 1-2 BB		B SI 90 B FF 91 X FF 90 2-0 HR		S FF 93 C FF 93 B FF 93 D FS 85 F FS 84 B SI 93 B FF 92 4-2 1-2 BB		C SI 91 B SI 90 B SI 91 F FF 91 X SI 91 2-2 10 G6-4-3 1-2 2-3 1B	3	1	2	1	2	0	0
10 Tadahito Iguchi, R (1, 4) OBP: 0.339, SLG: 0.338	B SI 92 B SI 92 C SI 91 X SI 90 2-1 ② G6-3		C SL 83 B SL 85 C SI 92 B FF 92 B SL 81 X SI 93 3-2 1-3 2-H 1B		C SI 94 B SI 94 B SL 84 F SI 93 F SL 85 C SI 94 2-3 ③ K		X SL 84 0-0 ③ G6-3		B SL 83 X SI 91 1-0 ② ③ G6-4-3 1-2f	5	0	1	1	0	1	5
24 Brian Giles, L (1, 9) OBP: 0.373, SLG: 0.410 Paul McAnulty, L (7, 9) OBP: 0.345, SLG: 0.348	B FF 88 X FF 88 1-0 ③ G4-3		1 SAFE F FF 93 B FF 92 B FS 86 X FS 86 2-1 ③ G3			C FF 89 S FS 83 B FS 85 B FF 92 X SL 83 2-2 ① F8		B FF 91 C FF 91 X SL 84 1-1 ① G5-3		3 1	0 0	0 0	0 0	0 0	0 0	2 0
23 Adrián González, L (1, 3) OBP: 0.349, SLG: 0.542		B FF 87 B SI 90 X FF 89 2-0 ① L3		B SI 89 F SI 91 X SI 92 1-1 5 FC5-4 1B		X SI 92 0-0 ② G5-3		S SL 78 B SL 86 F FF 91 B SL 84 B FF 91 X SL 83 3-2 ② G3		4	0	1	0	0	0	0
5 Kevin Kouzmanoff, R (1, 5) OBP: 0.305, SLG: 0.376 Justin Germano, R (6, 1) OBP: 0.375, SLG: 0.500		B FF 92 B SI 92 X SI 93 2-0 ② F8		X SI 89 0-0 ① FC5-4 1-2f		B FC 90 S SI 92 X FC 91 1-1 ③ F9		B FF 90 S FF 89 F FF 90 X FF 92 1-2 2B		3 1	0 0	0 1	0 0	0 0	0 0	1 0
3 Khalil Greene, R (1, 6) OBP: 0.259, SLG: 0.308		C SI 93 S SL 85 S FF 95 0-3 ③ K		C SI 90 S SL 82 B SL 82 C SI 92 1-3 ② K			S SI 88 X SI 89 0-1 12 FC6-4 1B	D SL 83 B SI 91 F FF 91 X SI 91 2-1 ③ F8		4	0	1	0	0	2	2
12 Scott Hairston, R (1, 7) OBP: 0.277, SLG: 0.431			C SI 90 B SL 84 C FF 90 F SL 84 B SI 94 X SL 85 2-2 FC5-6 1B	F SI 89 B FC 88 F SI 90 B SL 84 B SL 78 S SL 83 3-3 ③ K			F SI 88 C SI 86 F CU 68 X SI 90 0-2 ① FC6-4 28 G3 2 1B 1-2f		C SL 81 B SI 91 X FF 91 1-1 33 1B 28 1B 1B	4	1	2	0	0	1	2
28 Josh Bard, S (1, 2) OBP: 0.294, SLG: 0.259			X SI 90 0-0 ① L9		X FF 86 0-0 ① F8		B FS 82 X FS 84 1-0 ② G3 1-2		X SI 91 0-0 33 1B 1-2 1B	4	0	1	0	0	0	2
Randy Wolf, L (1, 1) OBP: 0.111, SLG: 0.111 Sean Henn, R (5, 1) 2 Edgar Gonzalez, R (6, 5) OBP: 0.500, SLG: 0.500			M SI 89 1 SAFE X FF 89 0-1 ② FC5-6 33 BB 10 1B 1-2f		C SI 88 C FS 84 S FS 86 0-3 ② K		C SI 87 X SI 90 0-1 33 BB 2-H 1B		C FF 90 B SI 91 F SI 90 D SL 84 F SI 91 F FF 91 S FF 91 2-3 ① K	2 0 2	1 0 0	0 0 1	0 0 1	0 0 0	1 0 1	1 0 2
Inning Stats	R: 0 E: 0 K: 0 S: 6 H: 0 LOB: 0 BB: 0 P: 10	R: 0 E: 0 K: 1 S: 5 H: 0 LOB: 0 BB: 0 P: 9	R: 1 E: 0 K: 0 S: 12 H: 2 LOB: 2 BB: 1 P: 23	R: 0 E: 0 K: 2 S: 9 H: 1 LOB: 1 BB: 0 P: 14	R: 1 E: 0 K: 2 S: 9 H: 1 LOB: 0 BB: 0 P: 13	R: 0 E: 0 K: 0 S: 6 H: 0 LOB: 0 BB: 0 P: 9	R: 1 E: 0 K: 0 S: 13 H: 2 LOB: 2 BB: 1 P: 18	R: 0 E: 0 K: 0 S: 10 H: 1 LOB: 1 BB: 0 P: 17	R: 0 E: 0 K: 1 S: 12 H: 3 LOB: 2 BB: 0 P: 18	1B: 8 2B: 1 3B: 0 HR: 1 SF: 0 SAC: 0 DP: 1 HBP: 0						

	AB	36
	R	3
	H	10
	RBI	3
	BB	2
	SO	6
	LOB	17

WP: 0 PB: 0 SB: 0 CS: 0 PA: 38

PITCHER		IP	WLS	BF	H	R	ER	SO	BB	IBB	HBP	BLK	WP	HR	S	P	ERA	WHIP
38 Carlos Zambrano, R ERA: 2.03	(1, 1)	7.0	W	29	6	3	3	5	2	0	0	0	0	1	60	96	3.86	1.143
47 Scott Eyre, L ERA:	(8, 1)	0.2		3	1	0	0	0	0	0	0	0	0	0	8	13	0.00	1.500
Bob Howry, R ERA: 5.79	(8, 1)	1.1		6	3	0	0	1	0	0	0	0	0	0	14	22	0.00	2.250

PITCHER		IP	WLS	BF	H	R	ER	SO	BB	IBB	HBP	BLK	WP	HR	S	P	ERA	WHIP

Batter	1	2	3	4	5	6	7	8	9	AB	R	H	RBI	BB	SO	LOB
12 Alfonso Soriano, R (1, 7) OBP: 0.280, SLG: 0.414 20 Felix Pie, L (7, 8) OBP: 0.286, SLG: 0.286	F SI 87 B SL 84 F SL 82 B FF 90 X FF 91 2-2 ① F9	B CU 68 C SI 89 X SI 90 1-1 ③ F8			C FF 88 S CU 68 B SI 90 X SI 90 1-2 2-H HR	B FF 91 S CH 81 X CH 82 1-1 16 BB 1 BB 2B C CU 86 B SI 87 C SI 88 F SI 89 X CH 76 1-2 ① F8				5 0	2 0	2 0	2 0	0 0	0 0	2 0
2 Ryan Theriot, R (1, 6) OBP: 0.416, SLG: 0.418	C SI 89 X SI 90 0-1 25 2B 1B	X SI 88 0-0 25 G5-4-3 1B			B CH 75 B SI 90 C SI 90 F CH 78 B FF 87 B FF 88 4-2 25 1B 16 1B BB	B SI 93 B SI 91 C FF 91 B CH 83 B SI 92 4-1 1 BB 16 BB 1B BB	B SI 84 C CU 66 C CH 75 B SI 88 B SI 89 X FF 85 3-2 ① F9			3	3	2	0	2	0	0
25 Derrek Lee, R (1, 3) OBP: 0.394, SLG: 0.594 33 Daryle Ward, L (7, PH) OBP: 0.424, SLG: 0.417 (8, 3)	B SI 88 B SI 88 S SI 88 1 SAFE 1 SAFE X SI 89 2-1 18 S 1-H 2B	B SI 89 B SI 89 F CH 78 X CU 67 2-1 ① ② G5-4-3 1-2f			F FF 86 1 SAFE B SL 81 X SL 80 1-1 16 1B 18 1B 1-2 1B	B SI 93 S SI 92 C SI 93 C SI 94 1-3 ① K	B SI 87 C CH 77 B CU 67 F FF 87 B SI 88 B SI 88 4-2 G6-4-3 BB			4 0	1 0	2 0	1 0	0 1	1 0	3 0
16 Aramis Ramirez, R (1, 5) OBP: 0.416, SLG: 0.508 Ronny Cedeno, R (7, 4) OBP: 0.415, SLG: 0.491	C CU 65 X FF 87 0-1 ② F9	F SI 90 F SL 81 S SI 89 0-3 ③ K			C SI 88 S CU 67 D CU 69 X FF 89 1-2 1 BB 18 1B 1-3 1B 2-H 1B	B SI 93 B SI 94 B SI 90 B SI 93 4-0 1 BB 1B E 1-2 BB 2-3	B CU 68 X SI 86 1-0 ② ③ G6-4-3 1-2f			3 1	2 0	1 0	1 0	1 0	1 0	1 1
1 Kosuke Fukudome, L (1, 9) OBP: 0.423, SLG: 0.467	C FF 88 B SL 82 B SL 81 B SL 80 F FF 90 F FF 90 D CU 68 4-2 18 BB BB			C FF 88 B CU 67 B CU 68 X FF 88 2-1 ① F7	B SL 79 B SL 81 B SL 79 C FF 87 F SI 87 B FF 89 4-2 18 1B 1-2 BB	B SL 84 F SI 92 B FF 93 F FF 92 B SI 92 F SI 93 B SI 92 4-2 E E 1-2 2-3 3-H BB		X 0-0 ① F8		2	2	0	1	3	0	0
18 Geovany Soto, R (1, 2) OBP: 0.419, SLG: 0.581 Henry Blanco, R (8, 2) OBP: 0.417, SLG: 0.333	B SI 90 F SI 90 B CU 67 D CU 67 B FF 90 4-1 1-2 2-3 BB			C SI 89 B CU 67 C CU 66 F SL 79 B FF 90 F FF 90 B CU 68 S CH 79 3-3 ② K	B CU 67 B CU 67 X SI 89 2-0 9 G4-3 1B 1-2 2-H 3-H 1B	B CH 84 B FF 91 X FF 93 2-0 ② F8		C SI 85 C CU 68 C SI 91 0-3 ② K		3 1	0 0	1 0	2 0	1 0	1 1	3 0
Mark DeRosa, R (1, 4) OBP: 0.397, SLG: 0.410 (7, 5)	C CU 66 B CU 67 C CU 67 X SI 90 1-2 ③ F7			B CH 79 B CH 79 F SI 90 F SL 82 B CU 68 B CH 79 4-2 9 FC6-4 BB	X SI 92 0-0 9 G4-3 1-2 2-H 1B	C SI 93 B FF 93 B SI 90 B SI 92 F SI 93 X FF 94 3-2 E5 9 WP 9 1B 1-H 2-H 3-H 1B		C CU 69 B CH 76 X SI 90 1-1 ③ G5-3		4	1	2	2	1	0	3
9 Reed Johnson, R (1, 8) OBP: 0.341, SLG: 0.316 (7, 7)		C SI 87 F SL 81 B FF 89 B SL 81 X FF 89 2-2 ① F8		1 SAFE X CH 78 0-0 ③ FC6-4 1-2f	C FF 93 S CH 82 X CH 81 0-2 ① ② G4-3 1-2f 2-3	B CU 64 B SI 85 X SI 85 2-0 38 1B 2-H 1B				4	0	1	1	0	0	3
38 Carlos Zambrano, S (1, 1) OBP: 0.296, SLG: 0.481 47 Scott Eyre, L (8, 1) Bob Howry, L (8, 1)		B SI 89 X SI 90 1-0 ② G4-3			C SI 92 X SI 88 0-1 12 HR 2B C SI 92 B SI 92 F SI 92 X SI 94 0-3 ③ K	S SI 87 B CH 75 X SI 87 1-1 1-3 1B				4 0 0	1 0 0	2 0 0	0 0 0	0 0 0	1 0 0	1 0 0
Inning Stats	R: 1 E: 0 K: 0 S: 16 H: 2 LOB: 3 BB: 2 P: 29	R: 0 E: 0 K: 0 S: 6 H: 0 LOB: 0 BB: 0 P: 10	R: 0 E: 0 K: 1 S: 6 H: 1 LOB: 0 BB: 0 P: 8	R: 0 E: 0 K: 1 S: 11 H: 0 LOB: 1 BB: 1 P: 20	R: 6 E: 0 K: 1 S: 23 H: 6 LOB: 1 BB: 2 P: 36	R: 5 E: 1 K: 1 S: 21 H: 4 LOB: 2 BB: 3 P: 44	R: 0 E: 0 K: 0 S: 6 H: 0 LOB: 0 BB: 1 P: 14	R: 0 E: 0 K: 1 S: 6 H: 0 LOB: 0 BB: 0 P: 7		1B: 9 2B: 3 3B: 0 HR: 1 SF: 0 SAC: 0 DP: 3 HBP: 0				WP: 1 PB: 0 SB: 1 CS: 0 PA: 43	

PITCHER		IP	WLS	BF	H	R	ER	SO	BB	IBB	HBP	BLK	WP	HR	S	P	ERA	WHIP
Randy Wolf, L ERA: 5.16	(1, 1)	4.0	L	24	8	7	7	2	5	0	0	0	0	1	54	95	15.75	3.250
Sean Henn, L ERA: 27.0	(5, 1)	1.2		10	3	5	5	2	3	0	0	0	0	0	21	40	27.00	3.600
Justin Germano, R ERA: 5.79	(6, 1)	2.1		9	2	0	0	1	1	0	0	0	1	0	20	33	0.00	1.286

PITCHER	IP	WLS	BF	H	R	ER	SO	BB	IBB	HBP	BLK	WP	HR	S	P	ERA	WHIP

BOTTOM

San Diego Padres @ Chicago Cubs

Wrigley Field, Chicago, IL

Mon May 12 2008, 7:05 PM CDT

Att. 39,528 - Partly Cloudy - 41 F

livebaseballscorecards.com

AB	34
R	12
H	13
RBI	10
BB	9
SO	5
LOB	17

San Diego Padres @ Chicago Cubs

Wrigley Field, Chicago, IL

Tue May 13 2008, 7:05 PM CDT

Att. 40,028 - Cloudy - 65 F

livebaseballscorecards.com

TOP

Batter	1	2	3	4	5	6	7	8	9	AB	R	H	RBI	BB	SO	LOB
33 Jody Gerut, L (1, 8) OBP: 0.286, SLG: 0.360	C SI 90 F SI 90 S CH 85 0-3 K	C SI 89 S CH 84 B CH 84 B CH 85 F CH 84 S SL 84 2-3 K	B SI 88 C SI 87 B SI 88 B CH 82 X SI 89 3-1 1-H 2B		B SL 77 B SL 80 F FF 91 X SL 82 2-1 G4-3			C CH 86 B FF 88 S SL 87 B FF 89 X FF 89 2-2 G3-1	5	0	1	1	0	2	2
10 Tadahito Iguchi, R (1, 4) OBP: 0.329, SLG: 0.327	C SI 90 X SL 82 0-1 F7	X SL 83 0-0 L7	X SI 88 0-0 F9			C SL 86 S SL 87 X SL 86 0-2 G6-3	B FF 91 S SL 86 B SL 85 X SL 86 2-1 P4		5	0	0	0	0	0	1
24 Brian Giles, L (1, 9) OBP: 0.371, SLG: 0.406	X SI 91 0-0 1B	B CH 84 F SI 90 X CH 84 1-1 G3		B SI 88 X SI 88 1-0 G6-3		B SL 86 F FF 90 B SL 86 F SL 87 X SL 87 2-2 F7			4	0	1	0	0	0	0
23 Adrián González, L (1, 3) OBP: 0.347, SLG: 0.535	B SI 89 F CH 83 X SI 91 1-1 L1			B SI 89 F SL 82 F SI 90 X CH 83 1-2 12 1B 3 HR 1B	B SI 89 X CH 81 1-0 F8	X FF 84 0-0 G4-3			4	1	1	0	0	0	1
12 Scott Hairston, R (1, 7) OBP: 0.276, SLG: 0.425		C SI 91 X SL 87 0-1 F8		C SI 91 X SI 89 0-1 3 HR 1-2 1B	C SI 89 B SI 90 S SI 89 B SI 88 T CH 82 2-2 K			F SL 86 X SL 86 0-1 G6-3	4	1	1	0	0	1	0
3 Khalil Greene, R (1, 6) OBP: 0.265, SLG: 0.333		C SL 87 B SL 88 F SI 90 X SL 87 1-2 2 G5-3 1B		X CH 82 0-0 1-H 2-H HR		X SI 87 0-0 G6-3		S SL 86 F SL 87 S SL 87 0-3 K	4	1	2	3	0	1	0
2 Edgar Gonzalez, R (1, 5) OBP: 0.500, SLG: 0.667		B SI 90 B SI 91 F SI 89 B SI 90 X SI 90 3-1 G5-3 1-2		B SI 91 F SI 89 B SL 83 X SI 90 2-1 F8		B SI 89 X SI 88 1-0 55 SH1-4 1 1B 1B		B SL 87 X SL 87 1-0 2B	4	0	2	0	0	0	1
1 Luke Carlin, S (1, 2) OBP: 0.364, SLG: 0.333		B SI 89 B SI 89 C SI 89 B SL 78 B CH 82 4-1 55 FC6-4 BB		C SI 89 X SI 89 0-1 G6-3		C SI 88 D SI 86 B SI 89 X SI 88 2-1 55 SH1-4 1-2 1B		C SL 86 B CH 87 X SL 87 1-1 F8	3	0	1	0	1	0	1
55 Shawn Estes, R (1, 1) OBP: 0.333, SLG: 0.333 43 Cla Meredith, R (6, 1) 21 Heath Bell, R (8, 1) Tony Clark, S (9, PH) OBP: 0.353, SLG: 0.214 Trevor Hoffman, R (9, 1)		X SI 89 0-0 FC6-4 1-2f		C SI 90 B SI 89 F SI 89 X SI 89 1-2 33 WP 33 2B 1B		B CH 86 X SI 87 1-0 SH1-4 1-2 2-3			B CH 85 F SL 88 C SL 87 B SL 88 B SL 88 F SL 87 X CH 86 3-2 G3	2 0 0 0 1 0	1 0 0 0 0 0	1 0 0 0 0 0	0 0 0 0 0 0	0 0 0 0 0 0	0 0 0 0 0 0	2 0 0 0 0 0
Inning Stats	R: 0 E: 0 K: 1 S: 8 H: 1 LOB: 1 BB: 0 P: 9	R: 0 E: 0 K: 0 S: 9 H: 1 LOB: 2 BB: 1 P: 17	R: 0 E: 0 K: 1 S: 7 H: 0 LOB: 0 BB: 0 P: 10	R: 4 E: 0 K: 0 S: 16 H: 5 LOB: 1 BB: 0 P: 23	R: 0 E: 0 K: 1 S: 5 H: 0 LOB: 0 BB: 0 P: 9	R: 0 E: 0 K: 0 S: 7 H: 2 LOB: 2 BB: 0 P: 13	R: 0 E: 0 K: 0 S: 7 H: 0 LOB: 0 BB: 0 P: 9	R: 0 E: 0 K: 1 S: 8 H: 1 LOB: 1 BB: 0 P: 10	R: 0 E: 0 K: 0 S: 9 H: 0 LOB: 0 BB: 0 P: 16	1B: 7 2B: 2 3B: 0 HR: 1	SF: 0 SAC: 1 DP: 0 HBP: 0				WP: 1 PB: 0 SB: 0 CS: 0	PA: 38	

	AB	36
	R	4
	H	10
	RBI	4
	BB	1
	SO	4
	LOB	8

PITCHER		IP	WLS	BF	H	R	ER	SO	BB	IBB	HBP	BLK	WP	HR	S	P	ERA	WHIP
Jason Marquis, R ERA: 5.26	(1, 1)	5.2	L	27	9	4	4	3	1	0	0	0	1	1	50	77	6.35	1.765
47 Scott Eyre, L ERA:	(6, 1)	0.1		1	0	0	0	0	0	0	0	0	0	0	2	4	0.00	0.000
43 Michael Wuertz, R ERA: 3.6	(7, 1)	3.0		10	1	0	0	1	0	0	0	0	0	0	24	35	0.00	0.333

PITCHER	IP	WLS	BF	H	R	ER	SO	BB	IBB	HBP	BLK	WP	HR	S	P	ERA	WHIP

San Diego Padres @ Chicago Cubs

Wrigley Field, Chicago, IL

Tue May 13 2008, 7:05 PM CDT

Att. 40,028 - Cloudy - 65 F

livebaseballscorecards.com

BOTTOM

Batter	1	2	3	4	5	6	7	8	9	AB	R	H	RBI	BB	SO	LOB
12 Alfonso Soriano, R (1, 7) OBP: 0.288, SLG: 0.447	C FF 88 B SI 87 X FF 88 1-1 HR	B CU 70 X SI 86 1-0 ③ F8			B FF 89 F CH 83 C CU 73 X SI 88 1-2 2 FC1-5 1-2 1B		X FF 84 0-0 ② G4-3			4	1	2	1	0	0	1
2 Ryan Theriot, R (1, 6) OBP: 0.412, SLG: 0.414	B FF 89 X SI 88 1-0 ① G6-3		C SI 85 X SI 86 0-1 25 FC6-4 1B		B CH 82 2 SAFE L SI 85 X SI 86 1-1 ① FC1-5 1-2 2-3f		C B B X SI 85 2-1 ③ G5-3			4	0	1	0	0	0	2
25 Derrek Lee, R (1, 3) OBP: 0.385, SLG: 0.579	S FF 89 B SI 89 B SI 89 C SI 86 F FF 90 B SI 89 F SI 87 X SI 88 3-2 ② L8		B FF 86 B SI 88 X SI 88 2-0 ① FC6-4 16 G6-4-3 1-2f		S SI 88 B CU 74 D CH 81 B SI 88 X CH 84 3-1 ② F7			C FF 93 F FF 94 C FF 94 0-3 ① K		4	0	0	0	0	1	3
16 Aramis Ramirez, R (1, 5) OBP: 0.411, SLG: 0.496	B FF 91 S SI 88 S SI 89 S SI 88 1-3 ③ K		B CH 83 B SI 88 S CH 83 X SI 88 2-1 ②③ G6-4-3 1-2f		B SI 86 B CH 83 C CH 82 B CU 73 F SI 87 X CU 72 3-2 ③ F9			B CU 83 S FF 93 B FF 94 B CU 83 B FF 92 4-1 BB		3	0	0	0	1	1	3
1 Kosuke Fukudome, L (1, 9) OBP: 0.413, SLG: 0.454		X FF 87 0-0 ① G1-3		C SI 88 B SI 89 C CH 80 B SI 90 X CH 82 2-2 ① G3-1		B SI 85 B SI 86 C SI 86 X CH 82 2-1 ① G4-3		T FF 92 C FF 94 S FF 94 0-3 ② K		4	0	0	0	0	1	1
18 Geovany Soto, R (1, 2) OBP: 0.421, SLG: 0.575		B FF 88 B CH 82 C FF 88 S SI 88 B SI 87 X SI 89 3-2 E5 9 2B 1B		C SI 88 B CU 75 S CH 81 B CU 74 B CU 73 F CH 83 B SI 88 4-2 BB		S SI 86 B SI 85 X 1-1 G1-3 1B		X FF 93 0-0 ③ P6		3	1	1	0	1	0	1
Mark DeRosa, R (1, 4) OBP: 0.396, SLG: 0.408 43 Michael Wuertz, R (7, 1) 33 Daryle Ward, L (9, PH) OBP: 0.412, SLG: 0.400		X SI 89 0-0 9 2B 1-2 1B		C CH 82 B SI 89 F SI 88 F CU 74 B SI 89 B CH 82 S CH 84 3-3 ② K		B FF 85 X FF 84 1-0 ② G1-3 1-2		C FF 86 X CH 74 0-1 ① F7		3 0 1	1 0 0	1 0 0	0 0 0	0 0 0	1 0 0	2 0 0
9 Reed Johnson, R (1, 8) OBP: 0.338, SLG: 0.322		B FF 87 X SI 89 1-0 1-H 2-H 2B		B SI 88 X SI 89 1-0 ③ L6		B SI 85 C SI 85 X SI 84 1-1 ③ G1-3		B FF 86 F FF 87 L FC 84 B CH 74 S FF 87 2-3 ② K		4	0	1	2	0	1	2
Jason Marquis, L (1, 1) OBP: 0.188, SLG: 0.313 47 Scott Eyre, L (6, 1) 17 Mike Fontenot, L (7, 4) OBP: 0.380, SLG: 0.433		B SI 88 C SI 89 X SI 85 1-1 ② P6			B SI 88 F SI 89 B SI 87 B SI 90 T SI 90 X SI 88 3-2 2 12 FC1-5 1B		B SI 84 X SI 82 1-0 ① B1-3		B FC 87 C FF 86 S CH 75 F CH 75 B CH 75 C FF 88 2-3 ③ K	2 0 2	0 0 0	1 0 0	0 0 0	0 0 0	0 0 1	1 0 0
Inning Stats	R: 1 H: 1 E: 0 LOB: 0 K: 1 BB: 0 S: 11 P: 17	R: 2 H: 2 E: 1 LOB: 1 K: 0 BB: 0 S: 9 P: 15	R: 0 H: 1 E: 0 LOB: 0 K: 0 BB: 0 S: 5 P: 9	R: 0 H: 0 E: 0 LOB: 1 K: 1 BB: 1 S: 11 P: 21	R: 0 H: 2 E: 0 LOB: 2 K: 0 BB: 0 S: 13 P: 24	R: 0 H: 1 E: 0 LOB: 1 K: 0 BB: 0 S: 7 P: 12	R: 0 H: 0 E: 0 LOB: 0 K: 0 BB: 0 S: 4 P: 7	R: 0 H: 0 E: 0 LOB: 1 K: 2 BB: 1 S: 8 P: 12	R: 0 H: 0 E: 0 LOB: 0 K: 2 BB: 0 S: 9 P: 13	1B: 5 SF: 0 2B: 1 SAC: 0 3B: 0 DP: 1 HR: 1 HBP: 0					WP: 0 PA: 36 PB: 0 SB: 0 CS: 0	

	AB	34
	R	3
	H	7
	RBI	3
	BB	2
	SO	6
	LOB	16

PITCHER		IP	WLS	BF	H	R	ER	SO	BB	IBB	HBP	BLK	WP	HR	S	P	ERA	WHIP
55 Shawn Estes, L ERA: 2.57	(1, 1)	5.1	W	24	7	3	2	2	1	0	0	0	0	1	53	93	3.38	1.500
43 Cla Meredith, R ERA: 2.75	(6, 1)	1.2	H	5	0	0	0	0	0	0	0	0	0	0	7	12	0.00	0.000
21 Heath Bell, R ERA: 2.38	(8, 1)	1.0	H	4	0	0	0	2	1	0	0	0	0	0	8	12	0.00	1.000
Trevor Hoffman, R ERA: 5.4	(9, 1)	1.0	S	3	0	0	0	2	0	0	0	0	0	0	9	13	0.00	0.000

PITCHER	IP	WLS	BF	H	R	ER	SO	BB	IBB	HBP	BLK	WP	HR	S	P	ERA	WHIP

Batter	1	2	3	4	5	6	7	8	9	AB	R	H	RBI	BB	SO	LOB
12 Scott Hairston, R (1, 8) (6, 7) OBP: 0.273, SLG: 0.415	C FF 84 T CH 77 F FF 87 S CH 79 0-3 K ①		C FF 89 F CH 80 X CH 80 0-2 L6 ③		B FF 90 S CH 80 B FF 90 X CH 80 2-1 10 1B 24 WP 1-2 2-3 1B		B SL 82 B FF 94 S FF 94 F FF 94 S SL 82 2-3 K ②		F CU 83 F CU 82 B CU 83 S FF 96 1-3 K ②	5	1	1	0	0	3	4
10 Tadahito Iguchi, R (1, 4) OBP: 0.331, SLG: 0.329	C SL 83 B CU 69 B FF 86 F CH 79 B CH 79 S SL 83 3-3 K ②			C CH 78 B CH 78 F CH 77 S CH 79 1-3 K ①	C SL 84 X CH 81 0-1 24 WP 1-3 2-H 3-H 1B		S SL 81 C SL 80 C FF 94 0-3 K ③		B CU 83 X FF 96 1-0 1-2 2-3 3-H 1B	5	0	2	3	0	3	0
24 Brian Giles, L (1, 9) OBP: 0.366, SLG: 0.395	C SL 83 B CH 79 B CH 78 F SL 83 F FF 88 C CU 70 2-3 K ③			B CU 69 B SL 82 S FF 87 B FF 88 B FF 87 4-1 BB	B CU 71 F SL 84 B FF 89 B SL 85 C SL 84 F SL 83 C FF 90 3-3 K ③ 2-3 3-H			X FF 94 0-0 F8 ①	D CU 86 X FF 96 1-0 F7 ③	4	0	0	0	1	2	4
23 Adrián González, L (1, 3) OBP: 0.345, SLG: 0.525		C CU 67 B SI 87 X FF 85 1-1 L7 ①		C FF 89 C SL 84 B FF 92 F FF 91 F FF 91 S SL 86 1-3 K ②		S SI 82 H FF 83 1-1 5 2B 3 SF7 HBP		C FF 94 B SL 82 B SL 81 C SL 82 X FF 95 2-2 F9 ②		3	1	0	0	0	1	1
5 Kevin Kouzmanoff, R (1, 5) OBP: 0.303, SLG: 0.379		C FF 86 B FF 87 B FF 86 S FF 86 X CU 70 2-2 L5 ②		1 SAFE F SL 82 C FF 89 C CH 81 0-3 K ③		1 SAFE X CH 75 0-0 1-3 2B		X FF 95 0-0 F9 ③		4	0	1	0	0	1	1
3 Khalil Greene, R (1, 6) OBP: 0.259, SLG: 0.327		B FF 87 X SL 83 1-0 G5-3 ③			C CH 83 S CH 76 B FF 88 X CH 78 1-2 F8 ①	S FF 88 B FF 89 X CH 81 1-1 SF7 ① 3-H			B FF 95 F FF 95 B FF 96 B FF 95 X FF 96 3-1 G6-3 ①	3	0	0	1	0	0	0
Justin Huber, R (1, 7) OBP: 0.289, SLG: 0.324 40 Bryan Corey, R (6, 1) Justin Germano, R (8, 1) OBP: 0.375, SLG: 0.500 Tony Clark, S (9, PH) OBP: 0.371, SLG: 0.241			B FF 86 C SL 81 B FF 88 S FF 87 F FF 89 B SL 84 C SL 83 3-3 K ①		F FF 87 B FF 88 X SL 82 1-1 12 1B 28 1B 10 1B 1B	C SL 84 B SL 83 F FF 89 F CU 71 B SL 84 F FF 89 S CU 72 2-3 K2-3 ②			B FF 97 B FF 96 T FF 96 X FF 95 2-1 28 2B 10 1B 1B	3 0 0 1	1 0 0 1	1 0 0 1	0 0 0 0	0 0 0 0	2 0 0 0	1 0 0 0
28 Josh Bard, S (1, 2) OBP: 0.300, SLG: 0.276			F FF 88 F FF 88 S FF 89 0-3 K ②		X FF 87 0-0 12 1B 10 1B 1-2 1B	B SL 83 F SL 84 F FF 90 S CU 73 1-3 K ③			C CU 80 X FF 96 0-1 10 1B 1-3 2B	4	1	2	0	0	2	1
44 Jake Peavy, R (1, 1) OBP: 0.381, SLG: 0.444 2 Edgar Gonzalez, R (5, PH) OBP: 0.429, SLG: 0.571 Wilfredo Ledezma, L (5, 1) 33 Jody Gerut, L (6, 8) OBP: 0.300, SLG: 0.346			X FF 90 0-0 1B		C SL 83 F FF 88 B CH 80 B FF 89 D CU 72 X SL 83 3-2 F8 ②		C FF 94 B FF 94 C SL 79 F SL 82 F SL 80 T FF 95 1-2 K ①		B CU 83 B FF 96 B FF 94 C FF 94 C FF 93 F FF 95 F FF 95 B FF 94 4-2 10 1B BB	1 1 0 1	0 0 0 0	1 0 0 0	0 0 0 1	0 0 0 1	0 0 0 1	0 2 0 0
Inning Stats	R: 0 E: 0 K: 3 S: 11 H: 0 LOB: 0 BB: 0 P: 16	R: 0 E: 0 K: 0 S: 6 H: 0 LOB: 0 BB: 0 P: 10	R: 0 E: 0 K: 2 S: 11 H: 1 LOB: 1 BB: 0 P: 14	R: 0 E: 0 K: 3 S: 12 H: 0 LOB: 1 BB: 1 P: 18	R: 3 E: 0 K: 1 S: 17 H: 4 LOB: 1 BB: 0 P: 27	R: 1 E: 0 K: 2 S: 12 H: 1 LOB: 1 BB: 0 P: 17	R: 0 E: 0 K: 3 S: 11 H: 0 LOB: 0 BB: 0 P: 14	R: 0 E: 0 K: 0 S: 5 H: 0 LOB: 0 BB: 0 P: 7	R: 1 E: 0 K: 1 S: 15 H: 3 LOB: 3 BB: 1 P: 27	1B: 7 2B: 2 3B: 0 HR: 0 SF: 1 SAC: 0 DP: 0 HBP: 1						

PITCHER	IP	WLS	BF	H	R	ER	SO	BB	IBB	HBP	BLK	WP	HR	S	P	ERA	WHIP
30 Ted Lilly, L (1, 1) ERA: 5.33	6.0	W	26	6	4	4	11	1	0	1	0	1	0	69	102	6.00	1.167
49 Carlos Marmol, R (7, 1) ERA: 1.04	2.0	H	6	0	0	0	3	0	0	0	0	0	0	16	21	0.00	0.000
34 Kerry Wood, R (9, 1) ERA: 4.05	1.0		7	3	1	1	1	1	0	0	0	0	0	15	27	9.00	4.000

PITCHER	IP	WLS	BF	H	R	ER	SO	BB	IBB	HBP	BLK	WP	HR	S	P	ERA	WHIP

TOP

San Diego Padres @ Chicago Cubs

Wrigley Field, Chicago, IL

Wed May 14 2008, 7:05 PM CDT

Att. 39,650 - Clear - 46 F

livebaseballscorecards.com

AB	35
R	5
H	9
RBI	4
BB	2
SO	15
LOB	14

WP: 1 PA: 39
PB: 0
SB: 0
CS: 0

Batter	1	2	3	4	5	6	7	8	9	AB	R	H	RBI	BB	SO	LOB
12 Alfonso Soriano, R (1, 7) OBP: 0.293, SLG: 0.472	B SI 92 B SI 91 S SL 79 X SI 90 2-1 HR	B SL 80 S SL 81 B SL 81 X SL 81 2-1 2 BB 1-2 2-H 3-H 1B		S FF 90 B FF 89 X SI 90 1-1 ① P1	C SL 81 F FF 93 B FF 92 B FF 92 F CH 84 B SI 92 X CH 83 3-2 ③ F8		B CH 82 S FF 90 S SI 91 D CH 82 X SI 91 2-2 ② G5-3			5	1	2	3	0	0	2
2 Ryan Theriot, R (1, 6) OBP: 0.418, SLG: 0.416	C SI 92 C SI 92 B SL 80 B SI 93 S SL 80 2-3 ① K	C SL 79 B SI 94 B SI 93 C FF 93 F FF 94 B SL 81 B SL 80 4-2 1-2 2-3 BB		X FF 90 0-0 1B		B FF 92 B SI 92 C FF 93 B FF 92 X FF 90 3-1 16 2B 1B	F SI 92 B FF 90 X SI 90 1-1 ③ P3			4	1	2	0	1	1	1
25 Derrek Lee, R (1, 3) OBP: 0.375, SLG: 0.561	B SI 92 F SI 92 X SI 93 1-1 ② G6-3	X SI 93 0-0 ③ F9		1 SAFE 1 SAFE B SI 91 S CH 85 C SI 92 F CH 85 F SL 80 1 SAFE X SI 92 1-2 ② F9		B SI 92 S FF 91 C SI 82 X FF 92 1-2 ① L9		B CU 65 C SI 87 B SI 86 B SI 85 X SI 86 3-1 ① F8		5	0	0	0	0	0	5
16 Aramis Ramirez, R (1, 5) OBP: 0.411, SLG: 0.500	F SI 92 C SI 93 F FF 92 F SL 79 S SL 80 0-3 ③ K		C SL 84 B SI 91 X SI 91 1-1 1 1B 18 1B 1B	B FF 92 1 SAFE 1 SAFE B SL 82 F SL 84 B FF 92 S FF 92 S FF 92 3-3 ③ K		B FF 91 1 SAFE B FF 91 C FF 91 F FF 91 X FF 91 2-2 1 G4-3 1-H 2B		B SI 89 C SI 86 X CH 78 1-1 ② F8		5	1	2	1	0	2	1
1 Kosuke Fukudome, L (1, 9) OBP: 0.419, SLG: 0.466		B FF 89 C FF 90 C FC 84 F FC 85 F FF 93 B SL 80 B SL 79 X SL 84 3-2 30 WP 12 1B 2B	X SI 92 0-0 18 1B 1-3 1B		B SL 81 C FF 92 B FF 93 T FF 94 F FF 94 B SL 81 X FF 94 3-2 18 HR 1B	C SL 81 B FF 94 C SL 83 X SL 83 1-2 ② G4-3 2-3		B SI 90 C SI 87 B CH 77 C SI 87 B SI 87 X SI 88 3-2 ③ L6		5	2	3	0	0	0	1
18 Geovany Soto, R (1, 2) OBP: 0.423, SLG: 0.595		C SI 93 S SL 80 S SL 80 0-3 ① K	X SL 81 0-0 1-2 3-H 1B		B CH 80 C CH 80 X FF 92 1-1 1-H HR	B FC 88 C FC 88 B SI 90 X SI 90 2-1 ③ G5-3				4	1	2	3	0	1	2
Mark DeRosa, R (1, 4) OBP: 0.399, SLG: 0.411		C SL 80 S SL 79 X SL 79 0-2 ② G5-3	C SI 92 B SI 91 C FC 84 S SL 79 1-3 ① K		B FF 92 X SI 81 1-0 30 SH3-4 1B		X SI 90 0-0 9 WP 9 2B 1B			4	1	2	0	0	1	3
9 Reed Johnson, R (1, 8) OBP: 0.343, SLG: 0.331		B SI 94 B SI 93 C SL 80 B SI 94 S FF 94 F SL 80 B SL 81 4-2 30 WP 12 1B BB	F SI 92 S CH 84 C SL 77 0-3 ② K		C FF 92 F SI 83 F CH 84 F FF 94 D CH 84 S CH 83 1-3 ① K		F SI 91 L SI 89 B FF 90 B FC 88 X CH 82 2-2 49 SH1-4 1-H 2B			3	1	1	1	2	3
30 Ted Lilly, L (1, 1) OBP: 0.286, SLG: 0.308 49 Carlos Marmol, R (7, 1) 34 Kerry Wood, R (9, 1)		F SI 94 F FC 84 S SL 79 0-3 K 2 BB 12 1B 1-2 2-3	B SL 77 M SI 90 F SL 78 F SL 77 F FF 91 S CH 84 1-3 ③ K		C FF 91 B FF 92 X FF 91 1-1 ② SH3-4 1-2		C FF 90 L SI 90 B SI 91 X SI 91 1-2 ① SH1-4 2-3			2 0 0	0 0 0	0 0 0	0 0 0	2 0 0	0 0 0	4 0 0
Inning Stats	R: 1 E: 0 K: 2 S: 12 H: 1 LOB: 0 BB: 0 P: 17	R: 2 E: 0 K: 2 S: 23 H: 2 LOB: 3 BB: 2 P: 36	R: 1 E: 0 K: 3 S: 15 H: 3 LOB: 2 BB: 0 P: 18	R: 0 E: 0 K: 1 S: 11 H: 1 LOB: 1 BB: 0 P: 16	R: 2 E: 0 K: 1 S: 18 H: 3 LOB: 1 BB: 0 P: 28	R: 1 E: 0 K: 0 S: 13 H: 2 LOB: 1 BB: 0 P: 22	R: 1 E: 0 K: 0 S: 12 H: 2 LOB: 1 BB: 0 P: 18	R: 0 E: 0 K: 0 S: 7 H: 0 LOB: 0 BB: 0 P: 14		1B: 9 2B: 3 3B: 0 HR: 2 SF: 0 SAC: 2 DP: 0 HBP: 0			WP: 2 PB: 0 SB: 0 CS: 0 PA: 41	

PITCHER		IP	WLS	BF	H	R	ER	SO	BB	IBB	HBP	BLK	WP	HR	S	P	ERA	WHIP
44 Jake Peavy, R ERA: 2.91	(1, 1)	4.0	L	22	7	4	4	8	2	0	0	0	1	1	61	87	9.00	2.250
Wilfredo Ledezma, L ERA: 2.63	(5, 1)	1.2		10	5	3	3	1	0	0	0	0	0	1	29	46	16.20	3.000
40 Bryan Corey, R ERA: 8.64	(6, 1)	1.1		6	2	1	1	0	0	0	0	0	1	0	14	22	6.75	1.500
Justin Germano, R ERA: 5.63	(8, 1)	1.0		3	0	0	0	0	0	0	0	0	0	0	7	14	0.00	0.000

PITCHER	IP	WLS	BF	H	R	ER	SO	BB	IBB	HBP	BLK	WP	HR	S	P	ERA	WHIP

BOTTOM

San Diego Padres @ Chicago Cubs

Wrigley Field, Chicago, IL

Wed May 14 2008, 7:05 PM CDT

Att. 39,650 - Clear - 46 F

livebaseballscorecards.com

AB	37
R	8
H	14
RBI	8
BB	2
SO	9
LOB	22

San Diego Padres @ Chicago Cubs

Wrigley Field, Chicago, IL

Thu May 15 2008, 1:20 PM CDT

Att. 40,629 - Cloudy - 50 F

livebaseballscorecards.com

Batter	1	2	3	4	5	6	7	8	9	AB	R	H	RBI	BB	SO	LOB
33 Jody Gerut, L (1, 8) OBP: 0.324, SLG: 0.345	X FF 89 0-0 ① G3		X SI 90 0-0 ③ G6-3			B SL 83 B SI 91 B SI 91 C SI 90 B SI 90 4-1 BB		B FS 83 X FS 82 1-0 1-2 1B		3	0	1	0	1	0	0
10 Tadahito Iguchi, R (1, 4) OBP: 0.324, SLG: 0.321	B FF 89 X SI 90 1-0 ② F7			B SL 84 B SL 83 X SI 91 2-0 ① G6-3		C SL 84 F SL 82 B FF 91 F FS 83 B FS 82 C SI 91 2-3 ③ K		C SI 91 F SL 84 S SL 84 0-3 ③ K		4	0	0	0	0	2	3
24 Brian Giles, L (1, 9) OBP: 0.374, SLG: 0.411	C FF 90 B SI 91 X FS 82 1-1 1B			B SI 91 C SI 89 B FS 82 F SI 91 C FF 92 2-3 ② K			F SI 90 B SI 90 B SL 83 B FS 82 X SI 91 3-1 23 G3 1B		F SL 83 B FF 90 B FS 81 X 2-1 5 1B 2B	4	0	3	0	0	1	0
23 Adrián González, L (1, 3) OBP: 0.337, SLG: 0.512	C SI 91 F SI 91 S FS 83 0-3 ③ K			C FS 82 F FS 84 F FF 91 B FF 92 S SL 84 1-3 ③ K			C SL 82 S FS 83 X FS 82 0-2 ① 1-2 G3		B FS 83 B SI 90 S FS 81 C SL 84 S FS 82 2-3 ① K	4	0	0	0	0	3	3
5 Kevin Kouzmanoff, R (1, 5) OBP: 0.302, SLG: 0.376		F FF 91 C SI 91 S SL 84 0-3 ① K			B SI 91 F SL 83 B SL 84 F SI 91 F FF 90 F SL 84 B SI 92 X SL 84 3-2 ① F9		B SI 91 B SI 92 X SI 91 2-0 ② G6-3		B SI 90 B SI 91 F SL 83 X SI 91 2-1 28 DI 2-3 1B	4	0	1	0	0	1	1
3 Khalil Greene, R (1, 6) OBP: 0.253, SLG: 0.318		X SL 84 0-0 ② L4			C SI 92 F SL 82 X SI 91 0-2 ② F9		S SL 84 S SL 84 D SL 84 F SL 84 B FF 91 D FS 83 F SL 84 S SL 84 3-3 ③ K		C CU 82 S CU 82 F CU 82 B FF 96 B FF 96 S FF 96 2-3 ② K	4	0	0	0	0	2	3
Paul McAnulty, L (1, 7) OBP: 0.337, SLG: 0.338 Sean Henn, R (5, 1) Tony Clark, S (8, PH) OBP: 0.389, SLG: 0.267 Justin Germano, R (8, 1) OBP: 0.375, SLG: 0.500 28 Josh Bard, S (9, PH) OBP: 0.298, SLG: 0.274		C SI 92 B FS 83 X FS 82 1-1 ③ F8			F FS 82 B FS 82 B FS 83 B SI 92 X SI 92 3-1 ③ G4-1			C SI 90 X FS 82 0-1 33 1B 1B	C CU 82 B CU 81 B CU 84 C CU 81 C CU 82 2-3 ③ 1-2 K	2 0 1 0 1	0 0 0 0 0	0 0 1 0 0	0 0 0 0 0	0 0 0 0 1	0 0 0 0 2	0 0 0 0 2
1 Luke Carlin, S (1, 2) OBP: 0.286, SLG: 0.250			C SI 88 C SL 81 B SL 83 B SI 90 C SL 83 2-3 ① K			C SI 90 C SI 92 S FS 82 0-3 ① K		B SI 89 F SI 89 F SI 90 S FS 82 1-3 ① K		3	0	0	0	0	3	1
Greg Maddux, R (1, 1) OBP: 0.125, SLG: 0.067 12 Scott Hairston, R (5, 7) OBP: 0.269, SLG: 0.408			C SI 91 X SI 91 0-1 ② G5-3			F SI 91 X FF 91 0-1 ② F8		C SL 83 F SL 83 B SI 90 S FS 81 1-3 ② K		1 2	0 0	0 0	0 0	0 0	0 1	0 1
Inning Stats	R: 0 H: 1 E: 0 LOB: 1 K: 1 BB: 0 S: 7 P: 9	R: 0 H: 0 E: 0 LOB: 0 K: 1 BB: 0 S: 6 P: 7	R: 0 H: 0 E: 0 LOB: 0 K: 1 BB: 0 S: 6 P: 8	R: 0 H: 0 E: 0 LOB: 0 K: 2 BB: 0 S: 8 P: 13	R: 0 H: 0 E: 0 LOB: 0 K: 0 BB: 0 S: 10 P: 16	R: 0 H: 0 E: 0 LOB: 1 K: 2 BB: 1 S: 10 P: 16	R: 0 H: 1 E: 0 LOB: 1 K: 1 BB: 0 S: 11 P: 19	R: 0 H: 2 E: 0 LOB: 2 K: 3 BB: 0 S: 12 P: 15	R: 0 H: 2 E: 0 LOB: 2 K: 3 BB: 0 S: 14 P: 24	1B: 5 SF: 0 2B: 1 SAC: 0 3B: 0 DP: 0 HR: 0 HBP: 0				WP: 0 PA: 34 PB: 0 SB: 0 CS: 0		

TOP	
AB	33
R	0
H	6
RBI	0
BB	1
SO	14
LOB	14

PITCHER		IP	WLS	BF	H	R	ER	SO	BB	IBB	HBP	BLK	WP	HR	S	P	ERA	WHIP
46 Ryan Dempster, R ERA: 2.35	(1, 1)	8.1	W	32	6	0	0	12	1	0	0	0	0	0	77	116	0.00	0.840
34 Kerry Wood, R ERA: 3.92	(9, 1)	0.2	S	2	0	0	0	2	0	0	0	0	0	0	7	11	0.00	0.000

PITCHER	IP	WLS	BF	H	R	ER	SO	BB	IBB	HBP	BLK	WP	HR	S	P	ERA	WHIP

Batter	1	2	3	4	5	6	7	8	9	AB	R	H	RBI	BB	SO	LOB
12 Alfonso Soriano, R (1, 7) OBP: 0.298, SLG: 0.469	X SI 83 0-0 2 G6-4-3 1B		C SI 84 X CH 79 0-1 ② G5-3		X SI 85 0-0 25 2B 1-2 2-3 1B	F SL 81 S FF 91 S SL 83 0-3 ③ K		C SI 90 B CU 66 S CU 65 F CU 67 F SI 88 F SI 88 S CH 77 1-3 ③ K		5	1	2	0	0	2	1
2 Ryan Theriot, R (1, 6) OBP: 0.408, SLG: 0.408	C SI 85 X SI 85 0-1 ① ② G6-4-3 1-2f		C SI 84 C CH 79 B SI 85 C SI 84 1-3 ③ K		F SI 85 X SI 84 0-1 ① SF9 3-H		C SI 91 B SI 92 C SI 92 S SL 84 1-3 ① K			3	0	0	1	0	2	1
25 Derrek Lee, R (1, 3) OBP: 0.378, SLG: 0.565	X SI 86 0-0 ③ G5-3			B SI 84 C SI 85 S CH 80 F SI 84 X SI 84 1-2 ① G5-3	C SI 85 B SI 85 B CH 79 B CH 80 X SI 85 3-1 1-H 2-H 2B		B FF 92 X FF 92 1-0 1 BB 16 1B 1B			4	0	2	2	0	0	0
16 Aramis Ramirez, R (1, 5) OBP: 0.419, SLG: 0.515		C SI 83 S SI 84 B SI 84 X SI 84 1-2 1 G4-3 1B 2B		F CH 79 F SI 85 B SI 85 B SI 85 X SI 85 2-2 1 1B 1B	X FF 90 0-0 ② F9		F SL 81 C FF 91 D SL 84 F SL 83 X SI 93 1-2 1 BB 1-2 1B			4	0	3	0	0	0	1
1 Kosuke Fukudome, L (1, 9) OBP: 0.426, SLG: 0.466		C SI 85 B FF 85 B SI 85 X SI 85 2-1 ① G4-3 2-3		X SI 84 0-0 G6-4-3 1-2 1B	B FF 92 B FF 90 D SL 82 I IN 73 4-0 IBB		B SI 91 C FF 91 B SL 83 T FF 91 F FF 92 B SI 93 B FF 92 4-2 1-2 2-3 BB			2	0	1	0	2	0	1
Jim Edmonds, L (1, 8) OBP: 0.264, SLG: 0.234		F SI 84 B SI 85 F SI 85 B FF 86 X CH 79 2-2 ② 1B 3-H 1B		X SI 85 0-0 ② ③ G6-4-3 1-2f	C FF 90 X FF 91 0-1 ③ F8		C SI 91 S SL 83 S SL 83 0-3 ② K			4	0	1	0	0	1	7
Ronny Cedeno, R (1, 4) OBP: 0.435, SLG: 0.500		C SI 84 1 SAFE C SI 85 F CU 72 B SI 85 F SI 85 X SI 86 1-2 1-2 1B			C SI 84 B SI 84 X SI 85 1-1 1B 46 1B 1B	C SI 89 B CH 78 F SI 90 F SI 90 B SL 82 B FF 91 F FF 90 B FF 90 4-2 46 SH2 BB	B FF 93 B SI 91 X SI 90 2-0 ③ F9			3	1	2	0	1	0	3
Henry Blanco, R (1, 2) OBP: 0.393, SLG: 0.320		C SI 86 F SI 85 B SI 84 F SI 86 X SI 86 1-2 ③ L8			1 SAFE X SI 84 0-0 12 1B 46 1B 2 SF9 1-3 1B	1 SAFE X FF 91 0-0 ① F7		C SI 84 B CH 74 X SI 87 1-1 ① G6-3		4	1	1	0	0	0	3
46 Ryan Dempster, R (1, 1) OBP: 0.167, SLG: 0.167 34 Kerry Wood, R (9, 1)			C SI 83 X SI 84 0-1 ① G5-3		F SI 85 X CH 79 0-1 12 1B 25 2B 1-2 3-H 1B	L SI 89 X FF 89 0-1 ② SH2 1-2		S FF 88 F SI 90 B SI 89 X CU 68 1-2 ② P1		3 1 1 1 0 0 0 0 0 0 0 0 0 0						
Inning Stats	R: 0 H: 1 E: 0 LOB: 0 K: 0 BB: 0 S: 4 P: 4	R: 0 H: 3 E: 0 LOB: 2 K: 0 BB: 0 S: 17 P: 24	R: 0 H: 0 E: 0 LOB: 0 K: 1 BB: 0 S: 7 P: 8	R: 0 H: 2 E: 0 LOB: 1 K: 0 BB: 0 S: 9 P: 12	R: 4 H: 5 E: 0 LOB: 2 K: 0 BB: 1 S: 13 P: 21	R: 0 H: 0 E: 0 LOB: 1 K: 1 BB: 1 S: 10 P: 14	R: 0 H: 2 E: 0 LOB: 3 K: 2 BB: 1 S: 15 P: 24	R: 0 H: 0 E: 0 LOB: 0 K: 1 BB: 0 S: 11 P: 14		1B: 11 SF: 1 2B: 2 SAC: 1 3B: 0 DP: 2 HR: 0 HBP: 0						

PITCHER		IP	WLS	BF	H	R	ER	SO	BB	IBB	HBP	BLK	WP	HR	S	P	ERA	WHIP
Greg Maddux, R ERA: 3.98	(1, 1)	4.1	L	21	11	4	4	1	0	0	0	0	0	0	47	62	8.31	2.538
Sean Henn, L ERA: 10.38	(5, 1)	2.2		13	2	0	0	3	2	1	0	0	0	0	28	45	0.00	1.500
Justin Germano, R ERA: 5.49	(8, 1)	1.0		3	0	0	0	1	0	0	0	0	0	0	11	14	0.00	0.000

PITCHER	IP	WLS	BF	H	R	ER	SO	BB	IBB	HBP	BLK	WP	HR	S	P	ERA	WHIP

BOTTOM

San Diego Padres @ Chicago Cubs

Wrigley Field, Chicago, IL

Thu May 15 2008, 1:20 PM CDT

Att. 40,629 - Cloudy - 50 F

livebaseballscorecards.com

AB	32
R	4
H	13
RBI	4
BB	3
SO	5
LOB	17

WP: 0 PA: 37
PB: 0
SB: 0
CS: 0

Pittsburgh Pirates @ Chicago Cubs

Wrigley Field, Chicago, IL

Fri May 16 2008, 1:20 PM CDT

Att. 40,537 - Sunny - 67 F

TOP

Batter	1	2	3	4	5	6	7	8	9	AB	R	H	RBI	BB	SO	LOB
12 Freddy Sanchez, R (1, 4) OBP: 0.276, SLG: 0.317	G6-3		13 G3-6-3 BB		F9		P2		L5	4	0	0	0	1	0	2
13 Nate McLouth, L (1, 8) OBP: 0.389, SLG: 0.612	F8		G3-6-3 1-2f			1B 2B		P2		4	1	1	0	0	0	1
Jason Bay, R (1, 7) OBP: 0.401, SLG: 0.500	25 WP HBP		P6			B SL 81 B FF 92 B FF 91 C FF 93 B FF 93 4-1 1B BB		F X 0-1 HR		2	1	1	1	1	0	0
25 Adam LaRoche, L (1, 3) OBP: 0.290, SLG: 0.316	F7 1-2			X FF 93 0-0 F9		C CU 72 F CU 73 F CU 72 F FF 93 S SL 84 0-3 K		C X 0-1 G1-3		4	0	0	0	0	1	3
Xavier Nady, R (1, 9) OBP: 0.392, SLG: 0.510		B FF 93 B FF 93 B FF 93 C FF 93 B FF 93 4-1 16 FC1-6 BB		C SL 82 F FF 92 B FF 93 B FF 94 S SL 83 2-3 K		B FF 92 F SL 82 X FF 92 1-1 16 G4-6-3 1-2 2-H 1B		F B F B B F B 4-2 16 HR BB		2	1	1	1	2	1	0
16 Doug Mientkiewicz, L (1, 5) OBP: 0.333, SLG: 0.365		F FF 93 F FF 93 B SL 81 X CU 72 1-2 FC1-6 10 1B 1-2f		B FF 92 B FF 94 X FF 93 2-0 F9		C FF 92 F CU 72 X FF 94 0-2 G4-6-3 1-2f		X 0-0 1-H HR		4	1	1	2	0	0	3
26 Ronny Paulino, R (1, 2) OBP: 0.291, SLG: 0.282		C FF 91 B FF 93 D CH 82 1 SAFE X FF 92 2-1 F8		F FF 93 X SL 81 0-1 1B			C X 0-1 L6	F B X 1-1 P4		4	0	1	0	0	0	1
10 Brian Bixler, R (1, 6) OBP: 0.253, SLG: 0.206 Luis Rivas, R (9, PH) OBP: 0.246, SLG: 0.254		1 SAFE C SL 83 B FF 92 F FF 93 F CU 73 F CU 74 B FF 94 X SL 81 2-2 1-2 1B		X SL 82 0-0 P4			X 0-0 G5-3		C B F F X 1-2 F9	3 1	0 0	1 0	0 0	0 0	0 0	1 0
24 Tom Gorzelanny, R (1, 1) Chris Gomez, R (7, PH) OBP: 0.324, SLG: 0.343 52 Franquelis Osoria, R (7, 1) OBP: 0.500, SLG: 0.500 Jason Michaels, R (9, PH) OBP: 0.277, SLG: 0.274		F FF 93 X FF 93 0-1 F8		1 SAFE L FF 91 L FF 92 L FF 93 0-3 K			B F C B X 2-2 1B		X 0-0 P5	2 1 0 1	0 0 0 0	0 1 0 0	0 0 0 0	1 0 0 0	3 0 0 0	3 0 0 0
Inning Stats	R: 0 E: 0 K: 0 S: 11 H: 0 LOB: 1 BB: 0 P: 14	R: 0 E: 0 K: 0 S: 13 H: 1 LOB: 2 BB: 1 P: 22	R: 0 E: 0 K: 0 S: 10 H: 0 LOB: 0 BB: 1 P: 17	R: 0 E: 0 K: 1 S: 5 H: 0 LOB: 0 BB: 0 P: 9	R: 0 E: 0 K: 1 S: 7 H: 1 LOB: 1 BB: 0 P: 8	R: 1 E: 0 K: 1 S: 14 H: 2 LOB: 1 BB: 1 P: 21	R: 0 E: 0 K: 0 S: 13 H: 1 LOB: 1 BB: 0 P: 18	R: 3 E: 0 K: 0 S: 14 H: 2 LOB: 0 BB: 1 P: 21	R: 0 E: 0 K: 0 S: 8 H: 0 LOB: 0 BB: 0 P: 10	1B: 4 2B: 1 3B: 0 HR: 2 SF: 0 SAC: 0 DP: 2 HBP: 1						

livebaseballscorecards.com

AB	32
R	4
H	7
RBI	4
BB	4
SO	3
LOB	14

WP: 1 PA: 37
PB: 0
SB: 0
CS: 0

PITCHER		IP	WLS	BF	H	R	ER	SO	BB	IBB	HBP	BLK	WP	HR	S	P	ERA	WHIP
Sean Gallagher, R ERA: 4.4	(1, 1)	6.0	W	24	4	1	1	3	3	0	1	0	1	0	60	91	1.50	1.167
Bob Howry, R ERA: 6.53	(7, 1)	2.0		10	3	3	3	0	1	0	0	0	0	2	27	39	13.50	2.000
34 Kerry Wood, R ERA: 3.74	(9, 1)	1.0	S	3	0	0	0	0	0	0	0	0	0	0	8	10	0.00	0.000

PITCHER		IP	WLS	BF	H	R	ER	SO	BB	IBB	HBP	BLK	WP	HR	S	P	ERA	WHIP

Pittsburgh Pirates @ Chicago Cubs

Wrigley Field, Chicago, IL

Fri May 16 2008, 1:20 PM CDT

Att. 40,537 - Sunny - 67 F

livebaseballscorecards.com

BOTTOM

Batter	1	2	3	4	5	6	7	8	9	AB	R	H	RBI	BB	SO	LOB
12 Alfonso Soriano, R (1, 7) OBP: 0.304, SLG: 0.521	X FF 89 0-0 HR	F SL 84 X SL 84 0-1 2-H 3-H HR		B CH 83 C CH 85 S FF 92 B CH 85 B CH 85 S CH 83 3-3 ③ K			B C B S F C 2-3 ① K			4	2	2	4	0	2	0
2 Ryan Theriot, R (1, 6) OBP: 0.410, SLG: 0.413	B SI 89 B SI 88 B FF 90 B FF 88 4-0 16 E 16 S 16 G5-3 BB	X SI 90 0-0 ② P3			C CH 82 B FF 91 B SI 90 X CH 84 2-1 2B		C C B X 1-2 ② G6-3			3	1	1	0	1	0	0
25 Derrek Lee, R (1, 3) OBP: 0.370, SLG: 0.552	X SI 89 0-0 ① F8	X SI 91 0-0 ③ F8			D CH 84 F CH 84 F SI 92 X SI 86 1-2 ① G5-3		B B F X 2-1 ③ G5-3			4	0	0	0	0	0	2
16 Aramis Ramirez, R (1, 5) OBP: 0.409, SLG: 0.500	C SI 91 B FF 90 D SL 82 X CH 83 2-1 ② G5-3 1-H		X SI 89 0-0 ① F9		C CH 84 F CH 85 B FF 92 B FF 91 F CH 85 F FF 92 F FF 92 X CH 84 2-2 ② G6-3			B C S B F X 2-2 ① G4-3		4	0	0	1	0	0	1
18 Geovany Soto, R (1, 2) OBP: 0.431, SLG: 0.619	F SL 83 X CH 84 0-1 HR		B SL 84 S SL 84 B SL 83 S CH 84 F SL 83 F SL 82 B CH 84 B CH 84 4-2 G2-3 BB		C CH 83 B SL 81 X SL 81 1-1 ③ F7			C B B X 2-1 1 FC5-4 1B		3	1	2	1	1	0	1
Ronny Cedeno, R (1, 4) OBP: 0.417, SLG: 0.476 1 Kosuke Fukudome, L (8, PH) OBP: 0.424, SLG: 0.463 (9, 9)	C SI 92 S FF 91 B FF 92 B FF 91 F SL 82 F FF 92 F SL 82 F FF 91 X CH 84 2-2 ③ F9		S SI 91 F SI 89 F FF 92 X CH 85 0-2 ② G2-3 1-2			B CH 80 F CH 81 X FF 90 1-1 ① P6		S B F B X 2-2 ② FC5-4 1-2f		3 1	0 0	0 0	0 0	0 0	0 0	1 1
Mark DeRosa, R (1, 9) OBP: 0.401, SLG: 0.444 (9, 4)		X SI 89 0-0 9 1B 12 HR 2B	C CH 84 F CH 84 F FF 92 B FF 92 X CH 83 1-2 ③ F8			B CH 83 B SI 90 F SI 88 F SI 91 F SL 82 X CH 84 2-2 HR		B 1 SAFE X 1-0 ③ F9		4	2	2	1	0	0	2
9 Reed Johnson, R (1, 8) OBP: 0.343, SLG: 0.331		F FF 92 X SL 83 0-1 SH1-4 12 HR 2-3 1B		F SI 89 S CH 84 B CH 82 S FF 92 1-3 ① K			B X 1-0 ② F9			3	1	1	0	0	1	0
Sean Gallagher, R (1, 1) 38 Carlos Zambrano, S (6, PH) OBP: 0.286, SLG: 0.464 Bob Howry, L (7, 1) 34 Kerry Wood, R (9, 1)		1 SAFE L FF 89 B FF 90 1 SAFE X FF 90 1-1 ① SH1-4 1-2		B SI 88 S SI 87 F SI 89 S CH 84 1-3 ② K		F CH 84 S CH 84 B FF 91 X CH 84 1-2 ③ G1-3				1 1 0 0	0 0 0 0	0 0 0 0	0 0 0 0	0 0 0 0	1 0 0 0	0 0 0 0

Inning Stats	1	2	3	4	5	6	7	8	9
	R: 3 E: 0 K: 0 S: 13	H: 2 LOB: 0 BB: 1 P: 21	R: 3 E: 0 K: 0 S: 9	H: 3 LOB: 0 BB: 0 P: 10	R: 0 E: 0 K: 0 S: 13	H: 0 LOB: 1 BB: 1 P: 18	R: 0 E: 0 K: 3 S: 9	H: 0 LOB: 0 BB: 0 P: 14	R: 0 E: 0 K: 0 S: 13	H: 1 LOB: 1 BB: 0 P: 19	R: 1 E: 0 K: 0 S: 10	H: 1 LOB: 0 BB: 0 P: 15	R: 0 E: 0 K: 1 S: 9	H: 0 LOB: 0 BB: 0 P: 14	R: 0 E: 0 K: 0 S: 10	H: 1 LOB: 1 BB: 0 P: 17

	AB	31
	R	7
	H	8
	RBI	7
	BB	2
	SO	4
	LOB	8

	1B: 2	SF: 0	WP: 0	PA: 34
	2B: 2	SAC: 1	PB: 0	
	3B: 0	DP: 0	SB: 1	
	HR: 4	HBP: 0	CS: 0	

PITCHER		IP	WLS	BF	H	R	ER	SO	BB	IBB	HBP	BLK	WP	HR	S	P	ERA	WHIP
24 Tom Gorzelanny, L ERA: 6.64	(1, 1)	6.0	L	27	7	7	7	3	2	0	0	0	0	4	67	97	10.50	1.500
52 Franquelis Osoria, R ERA: 5.04	(7, 1)	2.0		7	1	0	0	1	0	0	0	0	0	0	19	31	0.00	0.500

PITCHER	IP	WLS	BF	H	R	ER	SO	BB	IBB	HBP	BLK	WP	HR	S	P	ERA	WHIP

Pittsburgh Pirates @ Chicago Cubs

Wrigley Field, Chicago, IL

Sat May 17 2008, 12:05 PM CDT

Att. 41,686 - Partly Cloudy - 66 F

livebaseballscorecards.com

TOP

Batter	1	2	3	4	5	6	7	8	9	AB	R	H	RBI	BB	SO	LOB
12 Freddy Sanchez, R (1, 4) OBP: 0.285, SLG: 0.331	B FS 86 C FS 86 F SL 80 X SI 89 1-2 2B		C FS 85 X SI 86 0-1 ① P4		B SI 87 B SI 87 C SI 89 X SI 90 2-1 13 1B 25 1B 1-2 1B		X SL 87 0-0 ① G4-3		C SL 82 C SL 82 X SL 81 0-2 13 HR 1B	5	2	3	0	0	0	0
13 Nate McLouth, L (1, 8) OBP: 0.395, SLG: 0.629	B FF 88 B FS 80 F FF 87 2 SAFE B FS 83 F FF 90 C FC 88 3-3 ① K		B SL 78 X SI 89 1-0 ② G6-3		B SI 90 B SI 89 X SI 90 2-0 25 1B BB SF9 1-3 2-H 1B		C SL 84 B SL 87 X CH 87 1-1 25 PB 1B		1 SAFE B SL 82 X FF 95 1-0 1-H HR	5	2	3	3	0	1	1
Jason Bay, R (1, 7) OBP: 0.396, SLG: 0.486	X FF 91 0-0 ② F7		C SI 93 X SL 76 0-1 ③ F7		C SI 92 B FF 92 D FS 87 1 SAFE S FF 93 B FF 94 F FF 94 F SI 95 1 SAFE 4-2 B FF 93 SF9 25 1B 1-2 BB		C FF 88 X SL 87 0-1 ② F8		B FF 96 F FF 94 C SL 80 F SL 79 C SL 80 1-3 ② K	4	0	0	0	1	1	2
25 Adam LaRoche, L (1, 3) OBP: 0.294, SLG: 0.326	B FS 85 X FF 89 1-0 ③ L4			B FS 83 X FS 82 1-0 G4-3 16 1B 2B	B FF 94 B FF 92 X SI 93 2-0 16 L3 1-2 2-3 3-H 1B		1 SAFE C SL 78 S SL 84 1 SAFE B SL 82 S SL 78 1-3 ③ K2-3 1-2		X FF 94 0-0 ③ P3	5	1	2	1	0	1	2
Xavier Nady, R (1, 9) OBP: 0.383, SLG: 0.500		X SL 77 0-0 ① P6		B SI 88 F SI 88 B SL 81 F SL 82 B FF 91 X FS 87 3-2 ① G4-3 2-3	C FF 87 C FF 88 D FF 88 F SL 89 D FF 88 X FF 89 2-2 ① SF9 2-3 3-H			T SL 82 T SL 82 B SL 83 F SI 90 B FC 85 F FF 90 S FF 85 2-3 ① K		3	0	0	1	0	1	1
16 Doug Mientkiewicz, L (1, 5) OBP: 0.342, SLG: 0.364		B FS 82 B FF 87 B SI 92 B FF 87 4-0 26 PB 10 1B BB		B FC 89 F SI 93 X FF 91 1-1 3-H 1B	B FF 88 F SL 88 X FF 88 1-1 ② ③ L3 1-1			C FF 90 B SL 84 S FF 86 S FF 90 1-3 ② K		3	1	1	1	1	1	2
26 Ronny Paulino, R (1, 2) OBP: 0.289, SLG: 0.280		C SI 89 C SL 80 B SL 81 B FC 90 X SL 81 2-2 ② F9 1-2		F SI 89 F FC 88 S FS 84 0-3 ② K	C FF 88 F FF 89 B FF 88 S SL 88 1-3 ① K			C FF 90 S FF 86 X SI 90 0-2 1B		4	0	1	0	0	2	2
10 Brian Bixler, R (1, 6) OBP: 0.253, SLG: 0.208		X SI 91 0-0 2-H 1B		1 SAFE B SL 79 F SI 91 B FS 86 T FF 92 S FF 94 2-3 ③ K	X FF 93 0-0 ② B1-3			D SL 85 B FF 89 F FF 89 B FF 90 F SI 89 S SL 84 3-3 ③ K		4	0	1	1	0	2	2
57 Zach Duke, L (1, 1) OBP: 0.150, SLG: 0.105 30 Tyler Yates, R (7, 1) Damaso Marte, L (8, 1) Jason Michaels, R (9, PH) OBP: 0.274, SLG: 0.270 55 Matt Capps, R (9, 1)		F FF 90 X FS 86 0-1 ③ G4-3			B FS 82 B SI 93 B SI 91 B FF 89 4-0 12 1B 13 1B BB	C FF 89 F FF 86 X FF 89 0-2 ③ G4-3			B SL 84 C SL 81 F FF 95 C SL 80 1-3 ① K	2 0 0 1 0	1 0 0 0 0	0 0 0 0 0	0 0 0 0 0	1 0 0 0 0	0 0 0 1 0	1 0 0 0 0
Inning Stats	R: 0 E: 0 K: 1 S: 8 H: 1 LOB: 1 BB: 0 P: 13	R: 1 E: 0 K: 0 S: 7 H: 1 LOB: 1 BB: 1 P: 13	R: 0 E: 0 K: 0 S: 5 H: 0 LOB: 0 BB: 0 P: 6	R: 1 E: 0 K: 2 S: 12 H: 2 LOB: 1 BB: 0 P: 19	R: 3 E: 0 K: 0 S: 14 H: 3 LOB: 1 BB: 2 P: 31	R: 0 E: 0 K: 1 S: 7 H: 0 LOB: 0 BB: 0 P: 8	R: 0 E: 0 K: 1 S: 8 H: 1 LOB: 1 BB: 0 P: 10	R: 0 E: 0 K: 3 S: 14 H: 1 LOB: 1 BB: 0 P: 20	R: 2 E: 0 K: 2 S: 12 H: 2 LOB: 0 BB: 0 P: 15	1B: 8 2B: 3 3B: 0 HR: 1 SF: 1 SAC: 0 DP: 1 HBP: 0						WP: 0 PB: 2 SB: 0 CS: 0 PA: 40

	AB	36
	R	7
	H	11
	RBI	7
	BB	3
	SO	10
	LOB	13

PITCHER		IP	WLS	BF	H	R	ER	SO	BB	IBB	HBP	BLK	WP	HR	S	P	ERA	WHIP
38 Carlos Zambrano, R ERA: 2.45	(1, 1)	4.0		22	7	5	4	3	3	0	0	0	0	0	40	73	9.00	2.500
43 Michael Wuertz, R ERA: 3.18	(5, 1)	2.2		8	1	0	0	1	0	0	0	0	0	0	18	23	0.00	0.375
47 Scott Eyre, L ERA:	(7, 1)	0.1		1	0	0	0	1	0	0	0	0	0	0	3	4	0.00	0.000
32 Jon Lieber, R ERA: 3.63	(8, 1)	1.0		4	1	0	0	3	0	0	0	0	0	0	14	20	0.00	1.000
49 Carlos Marmol, R ERA: 1.67	(9, 1)	1.0	L	5	2	2	2	2	0	0	0	0	0	1	12	15	18.00	2.000

PITCHER	IP	WLS	BF	H	R	ER	SO	BB	IBB	HBP	BLK	WP	HR	S	P	ERA	WHIP

Batter	1	2	3	4	5	6	7	8	9	AB	R	H	RBI	BB	SO	LOB
12 Alfonso Soriano, R (1, 7) OBP: 0.331, SLG: 0.598	X CH 84 0-0 2 G1-6-3 1B	B CH 84 X FF 88 1-0 E7 2 1B 1-H 2-H 1B		B CU 71 C CU 72 S SL 83 B FF 89 X FF 88 2-2 HR			B FF 96 X FF 96 1-0 HR		C SI 95 S SI 95 X SI 96 0-2 2 1B 2B	5	3	5	3	0	0	0
2 Ryan Theriot, R (1, 6) OBP: 0.410, SLG: 0.413	1 SAFE B SI 89 1 SAFE L SI 90 1 SAFE 1 SAFE B SI 90 X CH 83 2-1 G1-6-3 1-2f	X SI 89 0-0 25 FC4-6 2-3 1B		C SI 89 F SL 84 B SI 89 X CH 83 1-2 G4-3			F SL 91 B SL 91 X FF 96 1-1 G3		B SI 94 B SI 94 B SI 92 C FF 93 C SI 94 X SI 94 3-2 2-H 1B	5	0	2	1	0	0	1
25 Derrek Lee, R (1, 3) OBP: 0.360, SLG: 0.537	F SI 90 B SI 90 X SI 90 1-1 E6	1 SAFE B CH 82 X SI 88 1-0 FC4-6 1-2f			C CU 70 B SI 87 X CH 81 1-1 G6-3		C FF 95 X FF 96 0-1 G6-3		X SI 94 0-0 F9	5	0	0	0	0	0	3
16 Aramis Ramirez, R (1, 5) OBP: 0.406, SLG: 0.490	F SI 91 B CH 84 F FF 91 1 SAFE F FF 91 B SI 91 B CH 84 F CH 85 X CH 84 3-2 G4-3		S CU 72 B SI 88 C SL 82 F FF 89 B SI 88 B SI 90 X FF 90 3-2 F9		C SI 86 S CU 74 F CU 73 C SI 88 0-3 K			S SL 90 B SL 88 B SL 89 S FF 96 B FF 96 B FF 95 4-2 1 FC1-6 BB		3	0	0	0	1	1	1
1 Kosuke Fukudome, L (1, 9) OBP: 0.414, SLG: 0.451		F FF 89 C CU 74 B SL 80 F SI 90 F SL 83 X SI 90 1-2 G4-3	B FF 89 S SL 84 X SI 88 1-1 G3-1		B SL 82 C SL 81 B CU 73 B FF 88 C SI 87 X CH 83 3-2 G4-3			B SI 92 X SI 94 1-0 FC1-6 1-2f		4	0	0	0	0	0	1
18 Geovany Soto, R (1, 2) OBP: 0.433, SLG: 0.620		X CH 84 0-0 1B 9 1B 2B	B SL 82 B CU 74 B SI 88 B FF 88 4-0 2B BB			C CU 70 F SL 79 B SI 88 B FF 88 S CH 81 2-3 K		1 SAFE 1 SAFE 1 SAFE C SL 82 B FF 94 B CH 86 X SL 83 2-1 F8		3	1	1	0	1	1	1
Mark DeRosa, R (1, 4) OBP: 0.404, SLG: 0.453 49 Carlos Marmol, R (9, 1)		C SI 90 B CH 84 B CH 83 X SI 90 2-1 9 1B 12 1B 2-3 1B	B SL 83 X SL 84 1-0 1-H 2B			C CU 72 F CH 81 C FF 89 0-3 K		X SI 94 0-0 G1-3		4 0	1 0	2 0	0 0	0 0	1 0	1 0
9 Reed Johnson, R (1, 8) OBP: 0.340, SLG: 0.328		B SI 90 B CU 74 B SI 89 C SI 90 1 SAFE F SI 90 F FF 90 F SL 82 X SI 90 3-2 12 1B 12 E 1-2 3-H 1B		B CU 74 C CU 73 X CH 81 1-1 G5-3		B SI 87 B SI 89 C SI 86 S CH 82 F FF 89 X SL 80 2-2 P5		B SI 94 C SI 93 F SI 94 S SI 95 1-3 K		4	1	1	1	0	1	0
38 Carlos Zambrano, S (1, 1) OBP: 0.267, SLG: 0.433 43 Michael Wuertz, R (5, 1) 47 Scott Eyre, L (7, 1) Ronny Cedeno, R (7, PH) OBP: 0.411, SLG: 0.469 32 Jon Lieber, L (8, 1) 17 Mike Fontenot, L (9, 4) OBP: 0.375, SLG: 0.426		S CH 84 S SI 90 F SI 91 X FF 89 0-2 B1		S CH 81 F SL 83 B SI 88 S CU 73 1-3 K2-3		B CU 70 C SI 86 X SL 80 1-1 F9		C SI 94 B SI 94 F SI 94 F SI 96 F SI 95 F FF 96 B CH 88 X SI 95 2-2 F9	2 0 0 1 0 0	0 0 0 0 0 0	0 0 0 0 0 0	0 0 0 0 0 0	0 0 0 0 0 0	1 0 0 0 0 0	2 0 0 0 0 0
Inning Stats	R: 0 E: 1 K: 0 S: 10 H: 1 LOB: 1 BB: 0 P: 16	R: 3 E: 1 K: 0 S: 20 H: 5 LOB: 2 BB: 0 P: 28	R: 0 E: 0 K: 0 S: 7 H: 1 LOB: 2 BB: 1 P: 16	R: 1 E: 0 K: 1 S: 11 H: 1 LOB: 0 BB: 0 P: 16	R: 0 E: 0 K: 1 S: 9 H: 0 LOB: 0 BB: 0 P: 13	R: 0 E: 0 K: 2 S: 10 H: 0 LOB: 0 BB: 0 P: 14	R: 1 E: 0 K: 0 S: 7 H: 1 LOB: 0 BB: 0 P: 10	R: 0 E: 0 K: 0 S: 6 H: 0 LOB: 1 BB: 1 P: 13	R: 1 E: 0 K: 1 S: 16 H: 2 LOB: 1 BB: 0 P: 22	1B: 6 2B: 3 3B: 0 HR: 2	SF: 0 SAC: 0 DP: 1 HBP: 0			WP: 0 PB: 0 SB: 0 CS: 0	PA: 39		

PITCHER		IP	WLS	BF	H	R	ER	SO	BB	IBB	HBP	BLK	WP	HR	S	P	ERA	WHIP
57 Zach Duke, L ERA: 4.23	(1, 1)	6.1		27	8	4	4	4	1	0	0	0	0	1	69	106	5.68	1.421
30 Tyler Yates, R ERA: 3.38	(7, 1)	0.2	B	4	1	1	1	0	1	0	0	0	0	1	7	13	13.50	3.000
Damaso Marte, L ERA: 4.15	(8, 1)	1.0	W	3	0	0	0	0	0	0	0	0	0	0	4	7	0.00	0.000
55 Matt Capps, R ERA: 2.75	(9, 1)	1.0	S	5	2	1	1	1	0	0	0	0	0	0	16	22	9.00	2.000

PITCHER	IP	WLS	BF	H	R	ER	SO	BB	IBB	HBP	BLK	WP	HR	S	P	ERA	WHIP

BOTTOM

Pittsburgh Pirates @ Chicago Cubs

Wrigley Field, Chicago, IL

Sat May 17 2008, 12:05 PM CDT

Att. 41,686 - Partly Cloudy - 66 F

livebaseballscorecards.com

AB	37
R	6
H	11
RBI	5
BB	2
SO	5
LOB	10

Pittsburgh Pirates @ Chicago Cubs

Wrigley Field, Chicago, IL

Sun May 18 2008, 1:20 PM CDT

Att. 41,321 - Partly Cloudy - 51 F

livebaseballscorecards.com

TOP

Batter	1	2	3	4	5	6	7	8	9	AB	R	H	RBI	BB	SO	LOB
12 Freddy Sanchez, R (1, 4) OBP: 0.290, SLG: 0.341	B SI 90 B SI 90 C SI 90 F SI 89 B SL 84 X SI 90 3-2 25 HR 2B		C SI 90 S SL 84 B SL 84 B SL 82 X SL 83 2-2 ① F7			C SI 89 S SL 81 X SL 81 0-2 13 FC4 1B	B SI 91 B SI 91 F FF 91 B SI 91 X SI 90 3-1 ③ F9			4	1	2	0	0	0	2
13 Nate McLouth, L (1, 8) OBP: 0.392, SLG: 0.618	C SL 83 B SL 83 C CH 82 X SI 88 1-2 ① P3		F SI 91 C CH 84 H SL 86 1-2 G6-4-3 HBP			C CH 84 B CH 85 B CH 84 B SI 90 X SI 89 3-1 ① FC4 25 1B 1-2f		B FF 96 C SL 81 C SL 81 C SL 81 1-3 ① K		3	1	0	0	0	1	2
Jason Bay, R (1, 7) OBP: 0.392, SLG: 0.477	C SL 84 X SI 91 0-1 ② F8		B X 1-0 ②③ G6-4-3 1-2f			B SL 83 C SI 91 S SL 86 X SI 87 1-2 ② F8		B FF 95 B SL 81 B SL 79 C FF 93 B FF 93 4-1 BB		3	0	0	0	1	0	3
25 Adam LaRoche, L (1, 3) OBP: 0.299, SLG: 0.352	D CH 84 D SL 84 X SL 82 2-0 2-H HR			B SI 91 B SI 91 C SI 90 X SI 90 2-1 ① F7		C SI 90 B SI 87 F CH 85 B SI 91 X CH 85 2-2 2-H 1B		B SL 80 D SL 80 F FF 94 C FF 94 F FF 94 S SL 83 2-3 ② K		4	1	2	3	0	1	1
Xavier Nady, R (1, 9) OBP: 0.375, SLG: 0.488	C SI 91 X SI 90 0-1 ③ G5-3			C SI 91 F SI 90 F CH 85 F SI 93 F SL 84 S SL 85 0-3 ② K		X SI 90 0-0 ③ F9		B FF 93 B SL 82 F SL 80 S FF 93 1 SAFE S FF 94 2-3 ③ K		4	0	0	0	0	2	2
16 Doug Mientkiewicz, L (1, 5) OBP: 0.338, SLG: 0.348		B SI 90 B SI 90 B SI 90 C SI 88 C SI 90 B SI 90 4-2 BB		C SI 92 B CH 85 X CH 84 1-1 ③ G1-3			B SI 90 B SI 91 X SI 90 2-0 ① P6		B FF 95 X FF 94 1-0 ① G3	3	0	0	0	1	0	0
26 Ronny Paulino, R (1, 2) OBP: 0.287, SLG: 0.269		F SI 90 D SI 90 D SL 87 1 SAFE B SI 91 X SI 90 3-1 ① F7			C SI 91 F SI 91 X CH 85 0-2 ① F7		C SI 91 B SL 83 B SI 92 B SI 90 B SI 90 4-1 1B 10 G4-3 BB		B CU 80 C FF 95 B CU 82 F FF 95 C CU 82 2-3 ② K	3	0	0	0	1	1	1
10 Brian Bixler, R (1, 6) OBP: 0.241, SLG: 0.197		C SI 90 S SL 82 S SL 82 0-3 ② K			C SL 81 B SI 91 S SL 83 S SL 82 1-3 ② K		X SI 90 0-0 ② G4-3 1-2		C FF 95 S CU 84 B CU 83 B FF 96 B CU 84 C FF 95 3-3 ③ K	4	0	0	0	0	3	2
32 Phil Dumatrait, R (1, 1) 56 Marino Salas, R (5, 1) 34 John Grabow, L (6, 1) Jason Michaels, R (7, PH) OBP: 0.282, SLG: 0.280 30 Tyler Yates, R (7, 1)		C SI 90 F SI 90 D SL 83 D SL 83 B SI 90 X SI 92 3-2 ③ F9		C SI 92 S SL 84 B SL 83 B SL 83 B SL 84 F SI 91 F SI 90 X SI 92 3-2 ③ G6-3		B SL 83 F SI 91 X SI 91 1-1 2-3 1B				2 0 0 1 0	0 0 0 0 0	0 0 0 1 0	0 0 0 0 0	0 0 0 0 0	0 0 0 0 0	1 0 0 0 0
Inning Stats	R: 2 E: 0 K: 0 S: 11 H: 2 LOB: 0 BB: 0 P: 17	R: 0 E: 0 K: 1 S: 10 H: 0 LOB: 1 BB: 1 P: 20	R: 0 E: 0 K: 0 S: 6 H: 0 LOB: 0 BB: 0 P: 10	R: 0 E: 0 K: 1 S: 10 H: 0 LOB: 0 BB: 0 P: 13	R: 0 E: 0 K: 1 S: 12 H: 0 LOB: 0 BB: 0 P: 16	R: 1 E: 1 K: 0 S: 12 H: 2 LOB: 1 BB: 0 P: 18	R: 0 E: 0 K: 0 S: 7 H: 1 LOB: 2 BB: 1 P: 17	R: 0 E: 0 K: 3 S: 11 H: 0 LOB: 1 BB: 1 P: 20	R: 0 E: 0 K: 2 S: 7 H: 0 LOB: 0 BB: 0 P: 13	1B: 3 2B: 1 3B: 0 HR: 1 SF: 0 SAC: 0 DP: 1 HBP: 1						

AB	31
R	3
H	5
RBI	3
BB	3
SO	8
LOB	14

WP: 0 PB: 0 SB: 0 CS: 0 PA: 35

PITCHER		IP	WLS	BF	H	R	ER	SO	BB	IBB	HBP	BLK	WP	HR	S	P	ERA	WHIP
Jason Marquis, R ERA: 4.96	(1, 1)	6.0	W	23	4	3	2	3	1	0	1	0	0	1	61	94	3.00	0.833
Bob Howry, R ERA: 6.23	(7, 1)	1.0	H	5	1	0	0	0	1	0	0	0	0	0	7	17	0.00	2.000
49 Carlos Marmol, R ERA: 1.61	(8, 1)	1.0	H	4	0	0	0	3	1	0	0	0	0	0	11	20	0.00	1.000
34 Kerry Wood, R ERA: 3.57	(9, 1)	1.0	S	3	0	0	0	2	0	0	0	0	0	0	7	13	0.00	0.000

PITCHER	IP	WLS	BF	H	R	ER	SO	BB	IBB	HBP	BLK	WP	HR	S	P	ERA	WHIP

Batter	1	2	3	4	5	6	7	8	9	AB	R	H	RBI	BB	SO	LOB
12 Alfonso Soriano, R (1, 7) OBP: 0.328, SLG: 0.592	C SL 85 B SL 79 B SI 92 B CH 85 F SI 93 X SL 85 3-2 25 G1-6-3 1B		C SL 78 B SI 93 C SL 79 D CH 85 X SI 93 2-2 ① SF8 3-H		B SL 76 F SL 81 X CH 83 1-1 ① P4	C FF 90 F CH 82 B FF 91 B CH 83 F CH 83 S CH 83 2-3 ③ K				3	0	1	1	0	1	0
Ronny Cedeno, R (1, 6) OBP: 0.403, SLG: 0.456	C SI 92 B CH 84 B SI 92 X CH 84 2-1 ① F9		B SL 80 B CH 84 X SI 92 2-0 1-2 2-H 1B		X SL 82 0-0 ② B1-3		C FF 94 S SL 90 S SI 96 0-3 ① K			4	0	1	1	0	1	1
25 Derrek Lee, R (1, 3) OBP: 0.358, SLG: 0.528	C SI 91 X CH 83 0-1 ②③ G1-6-3 1-2f		C SL 80 F SI 93 B SI 92 X SI 93 1-2 ② F9		B SL 80 C SI 92 S SL 83 B SI 92 F SI 91 B SL 80 B SL 81 4-2 16 BB 1 1B BB		X FF 94 0-0 ② G6-3			3	1	0	0	1	0	3
16 Aramis Ramirez, R (1, 5) OBP: 0.402, SLG: 0.479		B SI 91 B SI 91 C SI 89 X CH 80 2-1 ① F8	B SI 92 C SL 84 C SI 92 F SL 85 B SI 93 B SL 80 X SL 79 3-2 ③ F9		F CH 82 B SI 91 B SL 80 B SI 92 B SI 92 4-1 18 BB 1 1B 1-2 BB		C FF 95 X SL 90 0-1 ③ G6-3			3	0	0	0	1	0	2
1 Kosuke Fukudome, L (1, 9) OBP: 0.416, SLG: 0.449		C SL 82 X SL 78 0-1 ② G3		C SL 81 S SL 84 B SL 83 B SL 80 F SI 91 B SL 82 B SL 81 4-2 9 S 1B 9 SF7 BB	B SL 81 C SI 91 X SL 83 1-1 18 BB 1-2 2-H 1B			C FF 94 S SL 90 B FF 95 B SL 91 B FF 94 S FF 94 3-3 ① K		3	1	1	1	1	1	0
18 Geovany Soto, R (1, 2) OBP: 0.429, SLG: 0.607		S SL 78 B SL 84 C CH 83 B SL 80 S SL 79 2-3 ③ K		C SL 78 B SI 92 C SI 90 F SI 92 F SI 90 F SL 78 F SL 82 1 SAFE S CH 83 1-3 ① K	D SL 80 F SI 90 B SL 78 F SL 82 B SI 91 B SL 82 4-2 1-2 2-3 BB			B FF 94 B FF 94 F FF 93 X FF 93 2-1 ② F7		3	0	0	0	1	2	1
Mark DeRosa, R (1, 4) OBP: 0.406, SLG: 0.450			B SI 91 B SI 91 B SI 93 B SI 92 4-0 PB 9 BB 12 SF8 BB	B SI 92 1 SAFE B SI 92 F SI 93 B SI 90 X SI 92 3-1 9 S 1-2 1B	C FF 92 D SL 82 F FF 91 B CU 80 X FF 93 2-2 ③ F9			F FF 94 C SL 88 T FF 95 0-2 ③ K		3	1	1	0	1	1	3
9 Reed Johnson, R (1, 8) OBP: 0.340, SLG: 0.326			1 SAFE B SI 91 B SI 90 B SI 92 C SI 89 B SI 91 4-1 BB 1B 1-2 BB	B SL 77 D CH 82 X CH 83 2-0 ② SF7 1-2 2-H		B FF 94 B FF 94 C FF 92 B FF 93 X FF 92 3-1 ① F7				1	1	0	1	1	0	0
Jason Marquis, L (1, 1) OBP: 0.222, SLG: 0.294 6 Micah Hoffpauir, L (6, PH) Bob Howry, L (7, 1) 49 Carlos Marmol, R (8, 1) 34 Kerry Wood, R (9, 1)			B SI 88 B SL 80 C SI 88 B SI 89 B SI 88 4-1 1B 1-2 2-3 BB	X SL 82 0-0 ③ G4-3		B FF 90 S FF 89 S SL 84 S SL 84 1-3 ② K2-3				1 1 0 0 0	0 0 0 0 0	0 0 0 0 0	0 0 0 0 0	1 0 0 0 0	0 1 0 0 0	1 0 0 0 0
Inning Stats	R: 0 E: 0 K: 0 S: 7 H: 1 LOB: 0 BB: 0 P: 12	R: 0 E: 0 K: 1 S: 7 H: 0 LOB: 0 BB: 0 P: 11	R: 2 E: 0 K: 0 S: 13 H: 1 LOB: 2 BB: 3 P: 33	R: 1 E: 0 K: 1 S: 14 H: 1 LOB: 1 BB: 1 P: 24	R: 1 E: 0 K: 0 S: 14 H: 1 LOB: 3 BB: 3 P: 30	R: 0 E: 0 K: 2 S: 9 H: 0 LOB: 0 BB: 0 P: 15	R: 0 E: 0 K: 1 S: 6 H: 0 LOB: 0 BB: 0 P: 6	R: 0 E: 0 K: 2 S: 8 H: 0 LOB: 0 BB: 0 P: 13		1B: 4 2B: 0 3B: 0 HR: 0 SF: 2 SAC: 0 DP: 1 HBP: 0						

PITCHER		IP	WLS	BF	H	R	ER	SO	BB	IBB	HBP	BLK	WP	HR	S	P	ERA	WHIP
32 Phil Dumatrait, L ERA: 4.39	(1, 1)	4.2	L	24	4	4	4	2	7	0	0	0	0	0	52	105	7.71	2.357
56 Marino Salas, R ERA: 3.38	(5, 1)	0.2		2	0	0	0	0	0	0	0	0	0	0	5	10	0.00	0.000
34 John Grabow, L ERA: 1.4	(6, 1)	0.2		2	0	0	0	2	0	0	0	0	0	0	7	10	0.00	0.000
30 Tyler Yates, R ERA: 3.05	(7, 1)	2.0		6	0	0	0	3	0	0	0	0	0	0	14	19	0.00	0.000

PITCHER	IP	WLS	BF	H	R	ER	SO	BB	IBB	HBP	BLK	WP	HR	S	P	ERA	WHIP

BOTTOM

Pittsburgh Pirates @ Chicago Cubs

Wrigley Field, Chicago, IL

Sun May 18 2008, 1:20 PM CDT

Att. 41,321 - Partly Cloudy - 51 F

livebaseballscorecards.com

AB	25
R	4
H	4
RBI	4
BB	7
SO	7
LOB	11

WP: 0 PB: 1 SB: 2 CS: 0 PA: 34

Batter	1	2	3	4	5	6	7	8	9	AB	R	H	RBI	BB	SO	LOB
12 Alfonso Soriano, R (1, 7) OBP: 0.324, SLG: 0.574	X 0-0 ① F9		C FF 89 F SI 88 B FF 89 B FF 90 B SI 91 X FF 89 3-2 ② F9	B FF 88 B FF 88 I IN 76 I IN 76 4-0 IBB			B FF 94 B CU 80 S FF 91 B FF 93 F FF 92 S FF 92 3-3 ① K	B SI 89 C SI 88 F SI 88 T SI 89 1-2 ② K		4	0	0	0	1	2	3
2 Ryan Theriot, R (1, 6) OBP: 0.410, SLG: 0.418	B FF 89 C F X FC 85 1-2 ② G3-1		B FF 85 C SI 89 F SI 90 X FC 86 1-2 ③ G4-3	X FF 87 0-0 ③ G4-3			B FF 92 F FF 91 C FF 93 B SL 83 B FF 93 F FF 91 X FF 90 3-2 25 1B 2B	B CU 72 X SI 88 1-0 ③ 1-3 2-H 1B		5	1	2	1	0	0	4
25 Derrek Lee, R (1, 3) OBP: 0.359, SLG: 0.530	B S S C 1-3 ③ K			F FF 89 F FF 89 X FC 88 0-2 ① F7	X 0-0 ① G6-3		B SL 81 B FF 92 F FF 92 X FF 93 2-1 1 1B 2-H 1B		B CU 72 X CH 81 1-0 16 HR 2B	5	1	2	1	0	1	0
16 Aramis Ramirez, R (1, 5) OBP: 0.408, SLG: 0.503		C SI 90 X 0-1 WP 1 G3 1B	B FC 83 S FC 84 B FF 89 F FF 90 F FC 84 F FF 91 F FC 85 F FC 89 F FC 84 3-2 B FF 88 X FF 89 1 BB 18 IHR 1B	B FF 88 C FF 89 B FF 89 F FF 88 X FF 89 2-2 ② G4-3		B FF 94 B SL 80 X FF 92 2-0 ② F9		C FF 89 B SI 88 B SI 89 X CU 72 2-1 2-H HR	5	2	3	2	0	0	1
1 Kosuke Fukudome, L (1, 9) OBP: 0.421, SLG: 0.450	B B B FF 88 C FC 87 C FC 88 F FC 84 X FC 89 3-2 ① G3 1-2		1 SAFE B CU 77 S CH 80 B FF 89 F FF 88 B FF 88 1 SAFE B FF 89 4-2 18 IHR 1-2 BB	B CH 80 C FF 90 B CH 81 C FF 89 B CU 78 F SI 90 X CU 77 3-2 1B		B FF 92 C FF 92 F FF 92 1 SAFE D SL 84 F FF 92 X FF 93 2-2 18 FC6-4 1-3 1B		C SI 90 B CU 73 F CH 82 F FF 89 X SI 88 1-2 ① G6-3	4	1	2	0	1	0	1
18 Geovany Soto, R (1, 2) OBP: 0.422, SLG: 0.614	X 0-0 ② G6-3		C FF 89 B FF 89 X FF 87 1-1 1-H 2-H IHR	B FF 87 X FC 86 1-0 ③ F9			X CU 75 0-0 ③ FC6-4 1-2f		C FF 89 B CU 73 F SI 89 C SI 90 1-3 ② K	5	1	1	3	0	1	4
Jim Edmonds, L (1, 8) OBP: 0.261, SLG: 0.232		F FC 88 B FF 91 C FF 91 B FC 86 X FF 89 2-2 ③ F7 2-3	B FF 88 C F B FF 88 F X 2-2 30 SH2-4 1B 1B			X FF 88 0-0 ① G4-3		B FF 90 C FF 90 B KC 77 S FF 90 B FF 89 F FF 91 F FF 91 X FF 90 3-2 ① G1-3	C CH 83 X CH 83 0-1 ③ F8	5	0	1	0	0	0	1
Mark DeRosa, R (1, 4) OBP: 0.408, SLG: 0.451			S FF 84 B FF 88 S FF 89 F FF 90 B FC 90 B FF 85 F FF 90 X CU 81 3-2 ① G5-3	X FF 88 0-0 30 SH2-4 1-2 1B		C CH 82 B CH 82 B FF 90 F SI 90 X FF 89 2-2 ② F8		X FF 90 0-0 BB 2 1B 1B		4	1	2	0	0	0	0
30 Ted Lilly, L (1, 1) OBP: 0.313, SLG: 0.333 32 Jon Lieber, L (6, 1) Ronny Cedeno, R (8, PH) OBP: 0.410, SLG: 0.456 43 Michael Wuertz, R (8, 1) 49 Carlos Marmol, R (8, 1) Bob Howry, L (9, 1)			B FF 90 X 1-0 1B	X CH 80 0-0 ② SH2-4 1-2 2-3		C FF 90 C SL 82 S SL 81 0-3 ③ K	B FF 90 1 SAFE B FF 90 C FF 90 S FF 90 1 SAFE B FF 92 F FF 91 B FF 90 4-2 2 1B 1-2 BB		2 0 1 0 0 1 0 0 0 0 0 0 0 0 0 0 0 0 1 0 0 0 0 0 0 0 0 0 0 0 0 0 0 0 0 0 0 0 0 0 0 0						
Inning Stats	R: 0 E: 0 K: 1 S: 7 H: 0 LOB: 0 BB: 0 P: 9	R: 0 E: 0 K: 0 S: 10 H: 1 LOB: 1 BB: 0 P: 15	R: 0 E: 0 K: 0 S: 12 H: 1 LOB: 1 BB: 0 P: 20	R: 3 E: 0 K: 0 S: 22 H: 4 LOB: 3 BB: 2 P: 36	R: 0 E: 0 K: 0 S: 9 H: 1 LOB: 1 BB: 0 P: 15	R: 0 E: 0 K: 1 S: 7 H: 0 LOB: 0 BB: 0 P: 9	R: 1 E: 0 K: 1 S: 15 H: 3 LOB: 2 BB: 0 P: 27	R: 1 E: 0 K: 1 S: 13 H: 2 LOB: 2 BB: 1 P: 22	R: 2 E: 0 K: 1 S: 12 H: 2 LOB: 0 BB: 0 P: 17	1B: 10 2B: 2 3B: 0 HR: 2 SF: 0 SAC: 1 DP: 0 HBP: 0						

TOP

Chicago Cubs @ Houston Astros

Minute Maid Park, Houston, TX

Mon May 19 2008, 6:05 PM CDT

Att. 32,458 - Roof Closed - 75 F

livebaseballscorecards.com

AB	39
R	7
H	14
RBI	7
BB	3
SO	5
LOB	14

PITCHER		IP	WLS	BF	H	R	ER	SO	BB	IBB	HBP	BLK	WP	HR	S	P	ERA	WHIP
38 Brian Moehler, R ERA: 4.76	(1, 1)	5.0	L	24	7	3	3	1	1	1	0	0	1	0	60	95	5.40	1.600
48 Tim Byrdak, L ERA:	(6, 1)	1.0		3	0	0	0	1	0	0	0	0	0	0	7	9	0.00	0.000
64 Fernando Nieve, R ERA: 3.38	(7, 1)	1.0		6	3	1	1	1	0	0	0	0	0	0	15	27	9.00	3.000
53 Wesley Wright, L ERA: 4.6	(8, 1)	0.1		3	1	1	1	0	1	0	0	0	0	0	9	16	27.00	6.000
Dave Borkowski, R ERA: 4.5	(8, 1)	1.2		7	3	2	2	2	0	0	0	0	0	1	16	23	10.80	1.800

PITCHER	IP	WLS	BF	H	R	ER	SO	BB	IBB	HBP	BLK	WP	HR	S	P	ERA	WHIP

WP: 1 PB: 0 SB: 0 CS: 0 PA: 43

Batter	1	2	3	4	5	6	7	8	9	AB	R	H	RBI	BB	SO	LOB
21 Michael Bourn, L (1, 8) OBP: 0.267, SLG: 0.281	B CH 79 S F B X 2-2 ① G4-3		B FF 84 B FF 83 X FF 83 2-0 ③ L3		D SL 82 F SL 80 B FF 86 1 SAFE D SL 79 X SI 87 3-1 3 G5-3 1-2 3-H 1B			L SL 86 F SL 87 X SL 87 0-2 3 1B 3 S 1B		4	0	2	1	0	0	0
3 Kazuo Matsui, S (1, 4) OBP: 0.386, SLG: 0.398	C B B SL 78 B SL 78 B 4-1 17 FC6-4 BB			C FF 84 F SL 81 T CH 77 0-2 ① K F FF 87 B CH 76 X CH 78 1-1 ② G5-3 1-2 2-3				C SL 86 B SL 87 1 SAFE 1 SAFE B CH 87 S SL 87 X SL 89 2-2 10 S 1-3 1B		3	0	1	0	1	1	2
10 Miguel Tejada, R (1, 6) OBP: 0.372, SLG: 0.522	B SL 77 1 SAFE X FF 85 1-0 ② P4			B CH 78 B SI 86 F FF 86 B FF 87 X 3-1 17 S 45 1B 2B C SL 82 C CU 70 F FF 90 T CH 81 0-2 ③ K			B SL 83 X FF 93 1-0 ① P6 1-2		4	1	1	0	0	1	5
17 Lance Berkman, S (1, 3) OBP: 0.467, SLG: 0.784	F FF 86 1 SAFE F FF 86 B SI 88 F FF 88 X CU 71 1-2 ③ FC6-4 1-2f			C FF 87 B FF 88 F SI 88 F FF 90 S FF 84 1-3 ② K 2-3		B C F B B S 3-3 ① K		B SL 84 S S D B S 3-3 ② K		4	0	0	0	0	3	4
45 Carlos Lee, R (1, 7) OBP: 0.326, SLG: 0.514		B CH 76 B CH 76 F CH 76 B SL 79 F CH 78 X 3-2 ① F9	F SI 89 B FF 90 S FF 90 F FF 91 X SL 85 1-2 3-H 1B			C SL 80 X SL 82 0-1 9 G6-4-3 1B		B FF 94 B SI 92 B SL 82 C SL 81 X SL 82 3-1 ③ G5-3		4	0	2	1	0	0	2
9 Hunter Pence, R (1, 9) OBP: 0.331, SLG: 0.429		F SI 85 C F S 0-3 ② K	B FF 89 B SL 78 B FF 87 C SI 86 F SL 80 X FF 88 3-2 ③ F8			X SL 82 0-0 ②③ G6-4-3 1-2f			C SI 91 B SL 84 X FF 92 1-1 ① F8	4	0	0	0	0	1	2
Ty Wigginton, R (1, 5) OBP: 0.286, SLG: 0.319		F CH 78 S X 0-2 ③ F7			F SL 77 X FF 85 0-1 G4-3 21 1B 2B		S SL 82 S SL 83 F SL 84 B SI 88 X SL 82 1-2 ① G1-3		S SL 83 B FF 92 B SL 83 C SI 91 C FF 92 2-3 ② K	4	1	1	0	0	1	0
Brad Ausmus, R (1, 2) OBP: 0.220, SLG: 0.310			C CH 82 F CH 75 B FF 86 X CH 77 1-2 ① F7		C FF 83 B SL 74 X FF 84 1-1 ① G4-3 2-3		X SI 88 0-0 ② F9		F SI 91 B SI 92 F SI 91 F SI 91 S SL 84 1-3 ③ K	4	0	0	0	0	1	1
38 Brian Moehler, R (1, 1) 22 José Cruz Jr., S (5, PH) OBP: 0.308, SLG: 0.146 48 Tim Byrdak, L (6, 1) OBP: 0.333, SLG: 0.333 64 Fernando Nieve, R (7, 1) 2 Darin Erstad, L (7, PH) OBP: 0.318, SLG: 0.477 53 Wesley Wright, R (8, 1) Dave Borkowski, R (8, 1)			F FF 84 B CH 75 F FF 85 S SL 81 1-3 ② K		T CH 78 D CH 79 B CH 79 C SL 81 F FF 89 B FF 89 F SL 82 B SI 90 4-2 3 G5-3 21 1B BB		B SL 83 B SL 81 B SI 88 C SI 87 F FF 88 X SL 83 3-2 ③ P5			1 0 0 0 1 0 0	0 0 0 0 0 0 0	0 0 0 0 0 0 0	0 1 0 0 0 0 0	0 0 0 0 0 0 0	1 0 0 0 0 0 0	0 0 0 0 0 0 0
Inning Stats	R: 0 E: 0 K: 0 S: 9 H: 0 LOB: 1 BB: 1 P: 17	R: 0 E: 0 K: 1 S: 10 H: 0 LOB: 0 BB: 0 P: 13	R: 0 E: 0 K: 1 S: 7 H: 0 LOB: 0 BB: 0 P: 11	R: 1 E: 0 K: 2 S: 16 H: 2 LOB: 1 BB: 0 P: 24	R: 1 E: 0 K: 1 S: 16 H: 2 LOB: 2 BB: 1 P: 25	R: 0 E: 0 K: 1 S: 6 H: 1 LOB: 0 BB: 0 P: 9	R: 0 E: 0 K: 0 S: 8 H: 0 LOB: 0 BB: 0 P: 12	R: 0 E: 0 K: 1 S: 12 H: 2 LOB: 2 BB: 0 P: 21	R: 0 E: 0 K: 2 S: 9 H: 0 LOB: 0 BB: 0 P: 13	1B: 5 2B: 2 3B: 0 HR: 0 SF: 0 SAC: 0 DP: 1 HBP: 0						

PITCHER		IP	WLS	BF	H	R	ER	SO	BB	IBB	HBP	BLK	WP	HR	S	P	ERA	WHIP
30 Ted Lilly, L ERA: 5.14	(1, 1)	5.1	W	22	4	2	2	6	2	0	0	0	0	0	61	96	3.38	1.125
32 Jon Lieber, R ERA: 3.38	(6, 1)	1.2	H	5	1	0	0	0	0	0	0	0	0	0	11	15	0.00	0.600
43 Michael Wuertz, R ERA: 3.18	(8, 1)	0.0		2	2	0	0	0	0	0	0	0	0	0	6	8	∞	∞
49 Carlos Marmol, R ERA: 1.55	(8, 1)	1.0	H	3	0	0	0	1	0	0	0	0	0	0	6	13	0.00	0.000
Bob Howry, R ERA: 5.96	(9, 1)	1.0		3	0	0	0	2	0	0	0	0	0	0	9	13	0.00	0.000

PITCHER	IP	WLS	BF	H	R	ER	SO	BB	IBB	HBP	BLK	WP	HR	S	P	ERA	WHIP

BOTTOM

Chicago Cubs @ Houston Astros

Minute Maid Park, Houston, TX

Mon May 19 2008, 6:05 PM CDT

Att. 32,458 - Roof Closed - 75 F

livebaseballscorecards.com

AB	33
R	2
H	7
RBI	2
BB	2
SO	9
LOB	16

WP: 0 PB: 0 SB: 3 CS: 0 PA: 35

Batter	1	2	3	4	5	6	7	8	9	AB	R	H	RBI	BB	SO	LOB
12 Alfonso Soriano, R (1, 7) OBP: 0.315, SLG: 0.556	B B SL 83 X FF 88 2-0 G5-3		C SL 83 F CU 75 S CU 74 0-3 K		C FF 88 F SL 85 S CU 75 0-3 K		B FF 92 S FF 92 C FF 92 F FF 92 S FF 92 1-3 K			4	0	0	0	0	3	3
2 Ryan Theriot, R (1, 6) OBP: 0.401, SLG: 0.408	C FF 89 C FF 88 B FF 88 B SL 85 B FF 90 X FF 88 3-2 G6-3		C CU 74 B CU 76 C SI 87 B FF 89 B SI 89 X FF 88 3-2 F9		X FF 86 0-0 G5-3			F FC 89 X FC 90 0-1 F9		4	0	0	0	0	0	1
25 Derrek Lee, R (1, 3) OBP: 0.367, SLG: 0.540	X FF 88 0-0 16 E 16 1B 1B			B FF 86 C CU 79 B SL 80 X SI 86 2-1 16 HR 2B		F CU 74 F CU 76 X CU 75 0-2 G1-3		X FC 85 0-0 1B		4	1	3	0	0	0	0
16 Aramis Ramirez, R (1, 5) OBP: 0.410, SLG: 0.523	B SI 86 C FF 88 1 SAFE D SL 83 S FF 86 1 SAFE F SL 83 B FF 88 X FF 88 3-2 E8 1-3 1B			X CU 79 0-0 2-H HR		F FF 87 X FF 88 0-1 P6		S FF 92 C FF 91 X FF 93 0-2 F8		4	1	2	2	0	0	1
1 Kosuke Fukudome, L (1, 9) OBP: 0.412, SLG: 0.439	C CU 75 F FF 88 X CU 76 0-2 G4-3			X SI 87 0-0 G4-3		C CH 82 C CU 75 B CU 79 B SL 88 F SI 88 X CU 76 2-2 G6-3		F SI 91 X SI 92 0-1 F7		4	0	0	0	0	0	3
18 Geovany Soto, R (1, 2) OBP: 0.418, SLG: 0.604		B FF 85 B FF 85 B SI 86 C FF 87 F FF 87 S SI 87 3-3 K		B FF 88 X SL 88 1-0 F8			B SI 85 F SI 86 X SI 86 1-1 G4-6-3 1B		B FS 82 C FF 95 S FF 94 S FS 82 1-3 K	4	0	1	0	0	2	0
Jim Edmonds, L (1, 8) OBP: 0.261, SLG: 0.225		B FF 88 C FF 88 X FF 89 1-1 P5		S CH 81 C CH 83 B FF 87 S FF 90 1-3 K			B SI 86 X SI 87 1-0 G4-6-3 1-2f		B FF 95 B FF 95 B FF 94 B FF 95 4-0 WP BB	3	0	0	0	1	1	1
Mark DeRosa, R (1, 4) OBP: 0.410, SLG: 0.453		B SL 84 X FF 87 1-0 G5-3			C SL 86 X SL 80 0-1 46 SH5-4 1B		B FF 89 X SL 85 1-0 6 BB 1B		B FS 81 S FS 83 S FS 84 X FF 97 1-2 G6-3 1-2	4	0	2	0	0	0	1
46 Ryan Dempster, R (1, 1) OBP: 0.158, SLG: 0.158 6 Micah Hoffpauir, L (7, PH) 58 Jose Ascanio, R (7, 1) 17 Mike Fontenot, L (9, PH) OBP: 0.370, SLG: 0.419			C SI 84 X SI 86 0-1 G5-3		X 0-0 SH5-4 1-2		B CU 76 B SI 86 B FF 88 B FF 87 4-0 1-2 BB		X FS 84 0-0 G4-3	1 0 0 1	0 0 0 0	0 0 0 0	0 0 0 0	0 1 0 0	0 0 0 0	0 0 0 1

TOP

Chicago Cubs @ Houston Astros

Minute Maid Park, Houston, TX

Tue May 20 2008, 7:05 PM CDT
Att. 33,339 - Roof Closed - 72 F

livebaseballscorecards.com

AB	33
R	2
H	8
RBI	2
BB	2
SO	6
LOB	11

Inning Stats	1	2	3	4	5	6	7	8	9
	R: 0 E: 1 K: 0 S: 12	R: 0 E: 0 K: 1 S: 6	R: 0 E: 0 K: 1 S: 8	R: 2 E: 0 K: 1 S: 8	R: 0 E: 0 K: 1 S: 7	R: 0 E: 0 K: 0 S: 9	R: 0 E: 0 K: 1 S: 8	R: 0 E: 0 K: 0 S: 8	R: 0 E: 0 K: 1 S: 7
	H: 2 LOB: 2 BB: 0 P: 20	H: 0 LOB: 0 BB: 0 P: 11	H: 0 LOB: 0 BB: 0 P: 11	H: 2 LOB: 0 BB: 0 P: 12	H: 1 LOB: 1 BB: 0 P: 7	H: 0 LOB: 0 BB: 0 P: 11	H: 2 LOB: 2 BB: 1 P: 16	H: 1 LOB: 1 BB: 0 P: 8	H: 0 LOB: 1 BB: 1 P: 13

1B: 6	SF: 0	WP: 1	PA: 36
2B: 1	SAC: 1	PB: 0	
3B: 0	DP: 1	SB: 0	
HR: 1	HBP: 0	CS: 0	

PITCHER		IP	WLS	BF	H	R	ER	SO	BB	IBB	HBP	BLK	WP	HR	S	P	ERA	WHIP
43 Chris Sampson, R ERA: 5.91	(1, 1)	6.2	W	27	7	2	2	4	1	0	0	0	0	1	54	83	2.70	1.200
26 Doug Brocail, R ERA: 3.2	(7, 1)	1.1	H	5	1	0	0	1	0	0	0	0	0	0	12	13	0.00	0.750
47 Jose Valverde, R ERA: 3.75	(9, 1)	1.0	S	4	0	0	0	1	1	0	0	0	1	0	7	13	0.00	1.000

PITCHER		IP	WLS	BF	H	R	ER	SO	BB	IBB	HBP	BLK	WP	HR	S	P	ERA	WHIP

Chicago Cubs @ Houston Astros

Minute Maid Park, Houston, TX

Tue May 20 2008, 7:05 PM CDT

Att. 33,339 - Roof Closed - 72 F

livebaseballscorecards.com

BOTTOM

Batter	1	2	3	4	5	6	7	8	9	AB	R	H	RBI	BB	SO	LOB
21 Michael Bourn, L (1, 8) OBP: 0.263, SLG: 0.276	B FC 90 F FF 90 C FS 82 B FS 83 S FS 82 2-3 ① **K**		F SI 92 B FF 92 B FS 82 F SI 92 B FS 84 X FS 84 3-2 ② P4		C FF 91 S FS 84 B FS 83 F FF 92 F FC 92 X FS 84 1-2 ① F9		1 SAFE C SI 93 B SI 91 1 SAFE X SI 90 1-1 ① SH1-4 1-2			3	0	0	0	0	1	0
3 Kazuo Matsui, S (1, 4) OBP: 0.382, SLG: 0.393	B SI 91 B FF 91 B SI 92 C FF 91 X FF 92 3-1 ① 17 1B 1B		B FF 92 C SL 84 S SI 93 F SI 93 B SL 84 X SI 93 2-2 ③ G4-3		C SI 92 B SL 85 B SI 91 F FF 92 S SI 92 2-3 ② **K**		B SI 93 S CH 84 S SI 86 F SI 87 B SI 94 F SI 85 F SI 94 X CH 86 2-2 ② F7			4	0	1	0	0	1	1
10 Miguel Tejada, R (1, 6) OBP: 0.375, SLG: 0.524	**B SI 91** 1 SAFE S SL 83 D SL 85 F FF 91 1 SAFE X SL 85 2-2 ② F8			B SL 84 X SL 84 1-0 45 F8 9 HR 2B	B FF 92 B FS 84 B SI 93 C SI 92 X FF 92 3-1 ③ G6-3		B CU 76 B CU 77 F SI 93 B SI 94 D CH 85 4-1 BB			3	1	1	0	1	0	1
17 Lance Berkman, S (1, 3) OBP: 0.467, SLG: 0.776	B FS 83 F FF 92 X FS 82 1-1 45 FC6-4 **1-3** 1B			B SI 91 B FF 91 C FS 81 S FF 91 B SI 92 B SL 82 4-2 45 E 9 HR BB	S FF 92 B FF 92 F FS 83 B FC 91 B FS 83 S FF 92 3-3 ① **K**		C CH 84 D SI 87 S SI 94 S SI 93 1-3 ③ **K**			3	1	1	0	1	2	2
45 Carlos Lee, R (1, 7) OBP: 0.320, SLG: 0.503 47 Jose Valverde, R (9, 1)	B SI 91 X SL 84 1-0 ③ FC6-4 **1-2f**			S SI 92 C SI 92 X SL 85 0-2 ① F8 **1-2** **2-3**	F FF 91 F SI 92 F SL 84 F SL 84 F FF 92 F FF 91 T FS 83 0-2 ② **K**			X SI 94 0-0 ① F8		4 0	0 0	0 0	0 0	1 0	4 0
27 Geoff Blum, S (1, 5) OBP: 0.240, SLG: 0.341		C SI 92 B SL 84 C SL 84 X FS 84 1-2 ① G3-1		B FS 84 B FS 83 B SI 91 C SI 92 B FS 82 4-1 9 HR BB	F FF 91 B FS 84 S FS 83 F FF 92 X SI 91 1-2 9 1B 1B			C SI 86 F SI 94 B FF 94 B CH 86 B SI 93 X CH 84 3-2 ② F9		3	1	1	0	1	0	0
9 Hunter Pence, R (1, 9) OBP: 0.341, SLG: 0.461		X SI 92 0-0 ② G4-3		B SL 85 B SI 93 X SI 92 2-0 **1-H** **2-H** **3-H** HR	X SL 84 0-0 **1-2** 1B			B SI 87 S SI 85 X SI 93 1-1 2B		4	1	3	4	0	0	0
46 J.R. Towles, R (1, 2) OBP: 0.259, SLG: 0.309 26 Doug Brocail, L (7, 1) 2 Darin Erstad, L (8, PH) OBP: 0.328, SLG: 0.477 (9, 7)		B SI 92 C SI 92 S SL 85 S SL 85 1-3 ③ **K**		C SL 85 B SL 85 B SI 92 B SI 92 C FF 92 X SL 84 3-2 ② G1-3	C SL 85 X SL 84 0-1 ③ F7			I IN 79 I IN 81 I IN 81 I IN 80 4-0 FC4-6 IBB		3 0 0	0 0 0	0 0 0	0 0 0	0 0 1	1 0 0	2 0 0
43 Chris Sampson, R (1, 1) OBP: 0.059, SLG: 0.059 Brad Ausmus, R (7, 2) OBP: 0.230, SLG: 0.317			C FF 92 B SL 84 B FF 92 X SI 92 2-1 ① F9	B SI 92 X SI 92 1-0 ③ G6-3			B CU 74 C FF 90 S SI 93 X SI 93 1-2 21 SH1-4 1B	C SI 92 F SI 94 X SI 94 0-2 FC4-6 **1-2f**		2 2	0 0	0 1	0 0	0 0	0 2	0 2
Inning Stats	R: 0 E: 0 K: 1 S: 11 H: 2 LOB: 2 BB: 0 P: 20	R: 0 E: 0 K: 1 S: 7 H: 0 LOB: 0 BB: 0 P: 9	R: 0 E: 0 K: 0 S: 9 H: 0 LOB: 0 BB: 0 P: 16	R: 4 E: 1 K: 0 S: 12 H: 2 LOB: 0 BB: 2 P: 27	R: 0 E: 0 K: 1 S: 10 H: 0 LOB: 0 BB: 0 P: 16	R: 0 E: 0 K: 2 S: 17 H: 2 LOB: 2 BB: 0 P: 21	R: 0 E: 0 K: 1 S: 15 H: 1 LOB: 2 BB: 1 P: 24	R: 0 E: 0 K: 0 S: 9 H: 1 LOB: 2 BB: 1 P: 17		1B: 5 2B: 2 3B: 0 HR: 1 SF: 0 SAC: 1 DP: 0 HBP: 0				WP: 0 PB: 0 SB: 0 CS: 0 PA: 36		

PITCHER		IP	WLS	BF	H	R	ER	SO	BB	IBB	HBP	BLK	WP	HR	S	P	ERA	WHIP
46 Ryan Dempster, R ERA: 2.7	(1, 1)	6.0	L	26	6	4	4	5	2	0	0	0	0	1	66	109	6.00	1.333
58 Jose Ascanio, R ERA:	(7, 1)	2.0		10	2	0	0	1	1	1	0	0	0	0	24	41	0.00	1.500

PITCHER	IP	WLS	BF	H	R	ER	SO	BB	IBB	HBP	BLK	WP	HR	S	P	ERA	WHIP

AB	31
R	4
H	8
RBI	4
BB	4
SO	6
LOB	12

Batter	1	2	3	4	5	6	7	8	9	AB	R	H	RBI	BB	SO	LOB
2 Ryan Theriot, R (1, 6) OBP: 0.398, SLG: 0.405	B FF 89 C FF 88 X SI 90 1-1 ① F9	C FF 88 X CU 75 0-1 1 PO 1B			C SL 83 X SI 91 0-1 ③ F9			C FF 91 B FC 86 X FF 92 1-1 ② L3		4	0	1	0	0	0	0
1 Kosuke Fukudome, L (1, 9) OBP: 0.409, SLG: 0.431	C FF 89 B SI 90 B SI 89 F SI 88 B SI 90 F SI 88 B 4-2 25 HR BB	1 SAFE C CU 76 1 SAFE F SI 88 1 SAFE 0-2 ③ PO 1-2	X FF 86 0-0 ① F8			C FF 87 C SI 87 B SI 90 X CH 80 1-2 ① L6		X SI 90 0-0 ③ G6-3		3	1	0	0	1	0	0
25 Derrek Lee, R (1, 3) OBP: 0.364, SLG: 0.549	B FF 89 X SI 89 1-0 1-H HR		X FF 88 0-0 ② G6-3			B SI 90 B SL 84 X FF 90 2-0 ② F9			S FS 85 S FS 86 B FS 85 S FS 86 1-3 ① K	4	1	1	2	0	1	0
16 Aramis Ramirez, R (1, 5) OBP: 0.406, SLG: 0.513	F FF 89 B SI 90 B SI 89 S SL 85 B SL 84 X SL 84 3-2 ② G6-3		C SI 88 B CH 81 F SL 84 B SL 83 S CU 78 2-3 ③ K			C FF 90 B SI 90 S CU 78 B FF 91 X CU 78 2-2 ③ F7			B FF 93 B FS 84 B FF 94 C FF 94 B FF 94 4-1 BB	3	0	0	0	1	1	0
6 Micah Hoffpauir, L (1, 7) OBP: 0.500, SLG: 0.800	C CU 75 B CU 76 F X 1-2 18 2B 2B			S SI 86 S CH 80 X FF 91 0-2 ① F9			B SI 86 B SI 88 B SI 88 C FF 88 F SI 89 X FF 91 3-2 F9 2B		F FS 85 F FS 84 S FS 87 0-3 ② K	4	1	2	0	0	1	1
18 Geovany Soto, R (1, 2) OBP: 0.414, SLG: 0.601	F FF 89 B SI 90 D SL 84 X SL 84 2-1 2-H 2B			C CU 77 S FF 90 B CU 75 T CU 78 1-2 ② K			B SL 83 C SI 89 B FF 90 X FF 90 2-1 ① F7		F FS 87 X FS 84 0-1 ③ P3	4	0	1	1	0	1	2
Jim Edmonds, L (1, 8) OBP: 0.254, SLG: 0.219	B FF 89 X FF 89 1-0 ③ F7			B CH 81 X FF 88 1-0 ③ F7			B FF 88 S FF 88 X SI 90 1-1 ② F9 2-3			3	0	0	0	0	0	2
Mark DeRosa, R (1, 4) OBP: 0.403, SLG: 0.444		C FF 86 B FF 87 X FF 88 1-1 ① F9			B SL 82 S SL 83 S SL 84 B SI 90 B FF 92 S SL 84 3-3 ① K		S SL 84 D SL 84 C FF 90 B FF 90 S CU 77 2-3 ③ K			3	0	0	0	0	2	1
Sean Gallagher, R (1, 1) 43 Michael Wuertz, R (5, 1) 47 Scott Eyre, L (6, 1) 32 Jon Lieber, L (7, 1) 17 Mike Fontenot, L (8, PH) OBP: 0.365, SLG: 0.413 Bob Howry, L (8, 1)		X FF 87 0-0 ② P6			C FF 89 B FF 89 S SL 82 B FF 90 B FF 90 F FF 90 S FF 90 3-3 ② K			C CH 88 B SI 91 B FC 87 F SI 89 F FF 90 X SI 92 2-2 ① G6-3		2 0 0 0 1 0	0 0 0 0 0 0	0 0 0 0 0 0	0 0 0 0 0 0	1 0 0 0 0 0	0 0 0 0 0 0	0 0 0 0 0 0
Inning Stats	R: 3 H: 3 E: 0 LOB: 1 K: 0 BB: 1 S: 15 P: 28	R: 0 H: 1 E: 0 LOB: 0 K: 0 BB: 0 S: 7 P: 8	R: 0 H: 0 E: 0 LOB: 0 K: 1 BB: 0 S: 5 P: 7	R: 0 H: 0 E: 0 LOB: 0 K: 1 BB: 0 S: 7 P: 9	R: 0 H: 0 E: 0 LOB: 0 K: 2 BB: 0 S: 9 P: 15	R: 0 H: 0 E: 0 LOB: 0 K: 0 BB: 0 S: 7 P: 12	R: 0 H: 1 E: 0 LOB: 1 K: 1 BB: 0 S: 10 P: 18	R: 0 H: 0 E: 0 LOB: 0 K: 0 BB: 0 S: 7 P: 10	R: 0 H: 0 E: 0 LOB: 1 K: 2 BB: 1 S: 9 P: 14	1B: 1 SF: 0 2B: 3 SAC: 0 3B: 0 DP: 0 HR: 1 HBP: 0						

PITCHER		IP	WLS	BF	H	R	ER	SO	BB	IBB	HBP	BLK	WP	HR	S	P	ERA	WHIP
Shawn Chacon, R ERA: 4.11	(1, 1)	7.0	W	26	5	3	3	5	1	0	0	0	0	1	60	97	3.86	0.857
26 Doug Brocail, R ERA: 3.08	(8, 1)	1.0	H	3	0	0	0	0	0	0	0	0	0	0	7	10	0.00	0.000
47 Jose Valverde, R ERA: 3.6	(9, 1)	1.0	S	4	0	0	0	2	1	0	0	0	0	0	9	14	0.00	1.000

PITCHER	IP	WLS	BF	H	R	ER	SO	BB	IBB	HBP	BLK	WP	HR	S	P	ERA	WHIP

TOP

Chicago Cubs @ Houston Astros

Minute Maid Park, Houston, TX

Wed May 21 2008, 7:05 PM CDT
Att. 33,251 - Roof Closed - 73 F

livebaseballscorecards.com

AB	31
R	3
H	5
RBI	3
BB	2
SO	7
LOB	6

WP: 0 PA: 34
PB: 0
SB: 0
CS: 0

Batter	1	2	3	4	5	6	7	8	9	AB	R	H	RBI	BB	SO	LOB
21 Michael Bourn, L (1, 8) OBP: 0.272, SLG: 0.298	B FF 92 C FF 94 C FF 93 B SL 82 X FF 93 2-2 3 BB 1B		B FF 94 C CU 73 B FF 93 C FF 93 B CH 82 X 3-2 3 1B 3 S 10 1B	C CU 74 X CU 74 0-1 3B		B SL 76 C FF 90 B FF 91 B FF 90 S FF 90 F FF 90 S FF 90 3-3 ① K		S SL 83 B SL 82 C SL 81 S SI 91 1-3 ③ K		5	1	3	0	0	2	0
3 Kazuo Matsui, S (1, 4) OBP: 0.393, SLG: 0.395	1 SAFE B FF 93 B FF 93 C FF 93 B FF 92 F FF 93 F FF 92 F FF 93 B FF 93 4-2 1-2 BB		B CU 74 B FF 93 C CH 81 X FF 93 2-1 10 1B 45 HR 1-3 1B	X FF 91 0-0 ③ F9		C FF 90 B SL 82 F FF 90 B FF 91 B CH 80 B FF 90 4-2 17 S BB				2	1	1	0	2	0	1
10 Miguel Tejada, R (1, 6) OBP: 0.373, SLG: 0.518	X SL 81 0-0 ① F8		C FF 94 1 SAFE F FF 93 F FF 93 X FF 93 0-2 45 HR 1B 1-3 3-H		B FF 94 B FF 93 F FF 93 T FF 93 B FF 94 F FF 93 X FF 94 3-2 ① G3-1	1 SAFE B FF 90 1 SAFE B FF 90 X FF 91 2-0 ② F8				4	1	1	1	0	0	3
17 Lance Berkman, S (1, 3) OBP: 0.463, SLG: 0.763	S FF 93 B FF 93 F FF 93 C CH 83 1-3 ② K		S F S 0-3 ① K		C FF 92 H FF 93 1-1 45 S 27 1B HBP	1 SAFE F FF 89 C FF 91 D SL 77 B FF 91 S FF 91 2-3 ③ K 1-2				3	1	0	0	0	3	5
45 Carlos Lee, R (1, 7) OBP: 0.318, SLG: 0.514 47 Jose Valverde, R (9, 1)	C FF 94 B SL 82 B SL 83 X SL 82 2-1 ③ P6		F FF 94 F FF 94 X SL 83 0-2 1-H HR 3-H		1 SAFE B B FF 92 S SL 83 X SL 81 2-1 ② P3 1-2		C SL 84 F SI 88 X FF 89 0-2 ① F9			4 0	1 0	1 0	3 0	0 0	0 0	3 0
27 Geoff Blum, S (1, 5) OBP: 0.250, SLG: 0.347		B CU 73 S CU 74 X FF 94 1-1 ① G3-1	X FF 93 0-0 ② G5-3		C CU 73 F FF 92 D SL 84 F SL 81 B FF 94 F FF 93 X FF 94 2-2 46 BB 1B 2-H		C SL 84 B SI 86 X SI 90 1-1 9 G6-4-3 1B			4	0	2	1	0	0	0
9 Hunter Pence, R (1, 9) OBP: 0.339, SLG: 0.453		B CU 74 B FF 93 C FF 94 S CU 74 S SL 83 2-3 ② K	B SL 83 B FF 94 C CU 73 X SL 83 2-2 ③ G6-3		B SL 87 D SL 86 F SL 86 B FF 94 B SL 88 4-1 46 BB BB		X CH 82 0-0 ② ③ G6-4-3 1-2f			3	0	0	0	1	1	1
46 J.R. Towles, R (1, 2) OBP: 0.267, SLG: 0.310		S SL 83 C SL 83 B FF 94 X SL 82 1-2 1B		C SL 82 C FF 92 B FF 91 F SL 82 S FF 93 1-3 ① K	B SL 88 S SL 86 B SL 86 B SL 87 B SL 88 4-1 1-2 2-3 BB			F SL 82 S FF 91 B FF 91 F SL 83 S SI 92 1-3 ① K		3	0	1	0	1	2	0
Shawn Chacon, R (1, 1) OBP: 0.250, SLG: 0.167 26 Doug Brocail, L (8, 1) 2 Darin Erstad, L (8, PH) OBP: 0.324, SLG: 0.470 (9, 7)		C FF 94 S CU 74 X SL 82 0-2 ③ F9		C FF 94 C FF 92 B SL 83 F FF 93 X SL 82 1-2 ② F7	C SL 88 S SL 89 D SL 90 F SL 89 S SL 89 1-3 ③ K			T SL 82 B SL 82 S FF 91 C FF 92 1-3 ② K		3 0 1	0 0 0	0 0 0	0 0 0	1 0 0	4 0 1	0 0 0
Inning Stats	R: 0 E: 0 K: 1 S: 13 H: 1 LOB: 2 BB: 1 P: 22	R: 0 E: 0 K: 1 S: 11 H: 1 LOB: 1 BB: 0 P: 15	R: 4 E: 0 K: 1 S: 19 H: 4 LOB: 0 BB: 0 P: 26	R: 0 E: 0 K: 1 S: 11 H: 1 LOB: 1 BB: 0 P: 13	R: 1 E: 0 K: 1 S: 18 H: 1 LOB: 3 BB: 2 P: 35	R: 0 E: 0 K: 2 S: 10 H: 0 LOB: 1 BB: 1 P: 21	R: 0 E: 0 K: 0 S: 6 H: 1 LOB: 0 BB: 0 P: 7	R: 0 E: 0 K: 3 S: 10 H: 0 LOB: 0 BB: 0 P: 13		1B: 7 2B: 0 3B: 1 HR: 1 SF: 0 SAC: 0 DP: 1 HBP: 1				WP: 0 PB: 0 SB: 3 CS: 0 PA: 37		

PITCHER	IP	WLS	BF	H	R	ER	SO	BB	IBB	HBP	BLK	WP	HR	S	P	ERA	WHIP
Sean Gallagher, R (1, 1) ERA: 5.68	4.2	L	24	8	5	5	4	1	0	1	0	0	1	66	96	9.64	1.929
43 Michael Wuertz, R (5, 1) ERA: 3.13	0.1		3	0	0	0	1	2	0	0	0	0	0	6	15	0.00	6.000
47 Scott Eyre, L (6, 1) ERA:	1.0		4	0	0	0	2	1	0	0	0	0	0	10	21	0.00	1.000
32 Jon Lieber, R (7, 1) ERA: 3.24	1.0		3	1	0	0	0	0	0	0	0	0	0	6	7	0.00	1.000
Bob Howry, R (8, 1) ERA: 5.7	1.0		3	0	0	0	3	0	0	0	0	0	0	10	13	0.00	0.000

PITCHER	IP	WLS	BF	H	R	ER	SO	BB	IBB	HBP	BLK	WP	HR	S	P	ERA	WHIP

BOTTOM

Chicago Cubs @ Houston Astros

Minute Maid Park, Houston, TX

Wed May 21 2008, 7:05 PM CDT
Att. 33,251 - Roof Closed - 73 F

livebaseballscorecards.com

AB	32
R	5
H	9
RBI	5
BB	4
SO	10
LOB	17

Chicago Cubs @ Pittsburgh Pirates

PNC Park, Pittsburgh, PA

Fri May 23 2008, 7:05 PM EDT

Att. 32,656 - Cloudy - 62 F

TOP

livebaseballscorecards.com

Batter	1	2	3	4	5	6	7	8	9	AB	R	H	RBI	BB	SO	LOB
12 Alfonso Soriano, R (1, 7) OBP: 0.320, SLG: 0.562	B CU 73 B FF 89 C FF 88 C CU 75 X SI 89 2-2 25 1B 2B	C CU 74 X SL 83 0-1 ① F7		X SI 88 0-0 25 2 FC6-4 1B 1-2 1B	C SL 80 X SI 90 0-1 ① ② G3-6-1 1-2f		X FF 92 0-0 2 G6-4-3 1B	B FF 94 X FF 93 1-0 ③ P2		4	1	2	0	0	0	2
6 Micah Hoffpauir, L (6, 7) OBP: 0.500, SLG: 0.714										2	0	1	0	0	0	1
2 Ryan Theriot, R (1, 6) OBP: 0.396, SLG: 0.399	L SI 88 B SI 88 X CU 74 1-1 ① F9	X FF 87 0-0 FC1 25 G6-4-3 1-2		X FF 86 0-0 25 FC6-4 1-2 2-3 1B	C SI 88 B SL 78 B SL 78 B SI 87 B SI 88 4-1 BB		F FF 92 F FF 93 B SI 94 X SI 94 1-2 ① ② G6-4-3 1-2f		C SL 83 C SL 83 B SL 84 B FF 94 B FF 93 F FF 90 F FF 92 X FF 93 3-2 ① L8	5	0	1	0	1	0	3
25 Derrek Lee, R (1, 3) OBP: 0.359, SLG: 0.538	B CH 81 B SI 88 X SI 88 2-0 18 16 FC5-4 1B E 2-H 1B	X SI 89 0-0 ② ③ G6-4-3 1-2f		B SL 82 B SL 82 X SI 88 2-0 ① FC6-4 1-2f 2-3 3-H	B SI 88 B SL 79 X SI 89 2-0 ③ F8		C FF 95 B SL 87 C SL 82 B SL 84 X FF 94 2-2 ③ G6-3		B FF 94 C FF 94 B SL 82 S FF 93 F FF 94 S SL 82 2-3 ② K	6	1	1	2	0	1	5
16 Aramis Ramirez, R (1, 5) OBP: 0.416, SLG: 0.519	B SI 89 C SI 89 1 SAFE B SI 89 F CH 84 X SI 89 2-2 18 FC5-4 1-2 1B		B CH 85 X CH 80 1-0 G4-3 18 G5-3 2B 1B	X SI 88 0-0 ② F9		B CH 84 B CH 85 C SI 88 B SL 78 B SI 88 4-1 FC4-6 18 BB SF9 BB		F FF 94 C CH 86 B SL 83 X FF 93 1-2 1B 2B 1B	B FF 92 X FF 94 1-0 ③ G4-3	4	3	3	0	1	0	2
Henry Blanco, R (9, PH) OBP: 0.379, SLG: 0.308										1	0	0	0	0	0	0
(9, 2)																
18 Geovany Soto, R (1, 2) OBP: 0.409, SLG: 0.586	B CU 74 C SI 82 C SI 88 F SL 83 X SI 88 1-2 ② FC5-4 E 1-2f 2-3		B CU 72 C CU 72 B SL 81 F SL 81 D CU 72 X SI 88 3-2 ① G5-3 1-2	S CH 81 F SL 80 B FF 88 B SL 82 S CH 80 2-3 ③ K		B SI 87 C SI 88 C SL 81 B SL 78 D SL 80 B SI 89 4-2 FC4-6 1-2 BB		C SL 82 B FF 93 C FF 93 D CH 86 X FF 93 2-2 ① F8		4	0	0	0	1	1	6
17 Mike Fontenot, L (9, 4) OBP: 0.365, SLG: 0.413										0	0	0	0	0	0	0
Ronny Cedeno, R (1, 4) OBP: 0.410, SLG: 0.466	B SI 87 X SL 83 1-0 E5 FC6-4 1-2 3-H	C CU 73 X SI 87 0-1 ② G4-3 2-3			B SI 89 B SI 87 C SI 90 B SI 91 F SI 91 X SI 89 3-2 9 HR 2B	C SI 88 B SI 88 X SI 88 1-1 ① FC4-6 9 2B 1-2f 2-3		F SL 82 X FF 93 0-1 2B 9 G6-3 1-2 1B		5	2	2	0	0	0	4
(9, 5)																
Mark DeRosa, R (1, 9) OBP: 0.409, SLG: 0.461	C D X 1-1 ③ FC6-4 1-2f		B SL 82 X FF 87 1-0 3-H 2B		F SI 89 B SI 88 B SL 80 F SI 88 D SL 80 D SL 82 4-2 9 HR BB	B SI 88 F SI 87 S SI 87 X CH 81 1-2 ② SF9 3-H		F FF 94 B SI 95 X FF 93 1-1 9 G6-3 38 1B 1-3 2-H 2B		3	2	2	3	1	0	2
9 Reed Johnson, R (1, 8) OBP: 0.348, SLG: 0.373		B FF 86 X FF 87 1-0 38 1B 2B	B SL 85 C CH 82 B CH 84 C SL 82 X SL 82 2-2 ③ P4		B SI 89 B SI 91 C SI 90 2-1 1-H 2-H HR	X SI 87 0-0 1-3 2B		B FF 94 F FF 94 S SL 83 D FF 89 F FC 94 X FF 94 2-2 G6-3 2-3 3-H		5	2	3	4	0	0	2
38 Carlos Zambrano, S (1, 1) OBP: 0.343, SLG: 0.486		X SI 86 0-0 2 E 2-H 1B		X CU 70 0-0 2 12 1B 1B 25 FC6-4 1B	B SI 89 F SI 91 B SL 83 X SI 91 2-1 12 G3-6-1 1B	S CH 82 S CH 81 B SI 89 D CH 81 S CH 82 2-3 ③ K		D FF 88 F FF 95 B SI 94 X FF 93 2-1 3-H 1B		5	1	4	2	0	1	2
58 Jose Ascanio, R (8, 1)										0	0	0	0	0	0	0
34 Kerry Wood, R (9, 1)										0	0	0	0	0	0	0
AB 44																
R 12																
H 19																
RBI 11																
BB 4																
SO 3																
LOB 29																

Inning Stats																							
	R: 2 E: 1 K: 0 S: 17	H: 3 LOB: 2 BB: 0 P: 27	R: 1 E: 1 K: 0 S: 6	H: 2 LOB: 1 BB: 0 P: 7	R: 1 E: 0 K: 0 S: 10	H: 2 LOB: 0 BB: 0 P: 17	R: 1 E: 0 K: 1 S: 8	H: 3 LOB: 2 BB: 0 P: 12	R: 3 E: 0 K: 0 S: 13	H: 3 LOB: 1 BB: 2 P: 30	R: 1 E: 0 K: 1 S: 12	H: 1 LOB: 2 BB: 2 P: 24	R: 0 E: 0 K: 0 S: 7	H: 1 LOB: 0 BB: 0 P: 10	R: 3 E: 0 K: 0 S: 18	H: 4 LOB: 1 BB: 0 P: 27	R: 0 E: 0 K: 1 S: 10	H: 0 LOB: 0 BB: 0 P: 16	1B: 12 2B: 6 3B: 0 HR: 1	SF: 1 SAC: 0 DP: 3 HBP: 0	WP: 0 PB: 0 SB: 0 CS: 0	PA: 49

PITCHER		IP	WLS	BF	H	R	ER	SO	BB	IBB	HBP	BLK	WP	HR	S	P	ERA	WHIP
57 Zach Duke, L ERA: 4.55	(1, 1)	4.0	L	23	10	5	4	1	0	0	0	0	0	0	41	63	9.00	2.500
17 Sean Burnett, L ERA: 9.39	(5, 1)	2.0		13	4	4	4	1	4	0	0	0	0	1	25	54	18.00	4.000
56 Marino Salas, R ERA: 6.75	(7, 1)	3.0		13	5	3	3	1	0	0	0	0	0	0	35	53	9.00	1.667

PITCHER	IP	WLS	BF	H	R	ER	SO	BB	IBB	HBP	BLK	WP	HR	S	P	ERA	WHIP

Chicago Cubs @ Pittsburgh Pirates

PNC Park, Pittsburgh, PA

Fri May 23 2008, 7:05 PM EDT

Att. 32,656 - Cloudy - 62 F

livebaseballscorecards.com

BOTTOM

Batter	1	2	3	4	5	6	7	8	9	AB	R	H	RBI	BB	SO	LOB
12 Freddy Sanchez, R (1, 4) OBP: 0.280, SLG: 0.332 Luis Rivas, R (7, PH) OBP: 0.235, SLG: 0.242 (8, 4)	C SI 90 F SL 83 X SL 84 0-2 ① F9		X SI 92 0-0 ② G3		F SI 91 B FC 90 C SI 91 F SL 81 D SL 82 X FF 92 2-2 1-2 13 3B 1B		B SI 92 F SI 91 C SL 82 X SL 76 1-2 ③ F8			3 1	1 0	1 0	0 0	0 0	0 0	0 0
13 Nate McLouth, L (1, 8) OBP: 0.395, SLG: 0.624	C SI 93 F FF 92 C FF 95 0-3 ② K		B SI 95 C SI 95 X SI 87 1-1 ③ G3-1		B SI 91 F FF 91 X FS 84 1-1 1-H 2-H 3B			X SI 91 0-0 G5-3 25 SF8 2B		4	1	2	2	0	1	0
Jason Bay, R (1, 7) OBP: 0.398, SLG: 0.521 Jason Michaels, R (8, 7) OBP: 0.276, SLG: 0.273	C SL 85 B FC 93 B FF 95 C SL 83 X SI 90 2-2 1B			B SL 85 C SL 72 B SI 92 C SI 94 X SL 85 2-2 3B	B SI 93 C FF 93 B SL 84 X FC 93 2-1 ③ F8			C SI 92 D CH 84 B CH 82 X FF 92 2-1 ① G5-3 2-3		3 1	0 0	2 0	0 0	0 0	0 0	1 1
25 Adam LaRoche, L (1, 3) OBP: 0.306, SLG: 0.371	X FF 91 0-0 ③ G3			B FS 85 S FC 91 S SI 86 B FF 93 F FS 87 S SI 88 2-3 ① K		X FF 89 0-0 16 G3 2B		X CH 84 0-0 ② SF8 3-H		3	0	1	1	0	1	2
Xavier Nady, R (1, 9) OBP: 0.380, SLG: 0.514		B SI 93 C SL 84 X SI 93 1-1 ① G6-3		B FC 92 B SL 84 F SI 93 C SL 84 S FC 92 2-3 ② K		X SL 82 0-0 ① P3		C CU 75 F FF 92 B CU 81 B SI 91 X CH 84 2-2 ③ G1-3		4	0	0	0	0	1	2
16 Doug Mientkiewicz, L (1, 5) OBP: 0.315, SLG: 0.313 56 Marino Salas, R (7, 1) Raul Chavez, R (9, PH) OBP: 0.333, SLG: 0.500		B SI 95 F FF 92 B FC 91 F FC 92 B SI 96 B FF 93 4-2 BB		B FF 95 B FF 94 C SI 93 F FC 92 B SI 96 F FS 85 F SI 95 X FC 94 3-2 ③ G3		C SI 92 S FS 86 B FF 92 X FF 94 1-2 ② G3 2-3			F FF 93 F CU 80 X CU 80 0-2 ① F7	2 0 1	0 0 0	0 0 0	0 0 0	1 0 0	0 0 0	2 0 0
26 Ronny Paulino, R (1, 2) OBP: 0.273, SLG: 0.267		F SI 91 C SI 93 B SL 83 F SL 81 F FF 94 F FC 92 S SI 88 1-3 ② K			X SI 90 0-0 ① L9	B SI 93 S SL 84 B SI 92 X SI 92 2-1 ③ F9			F FF 95 X FF 94 0-1 ② P4	4	0	0	0	0	1	2
Chris Gomez, R (1, 6) OBP: 0.337, SLG: 0.354		B SI 92 C SI 93 C FC 92 S SL 85 1-3 ③ K			C SI 90 X SI 91 0-1 12 1B 13 3B 1B		X SI 90 0-0 ① L4		B FF 94 X FF 95 1-0 1B	4	1	2	0	0	1	1
57 Zach Duke, L (1, 1) OBP: 0.143, SLG: 0.100 17 Sean Burnett, L (5, 1) 19 José Bautista, R (7, 5) OBP: 0.287, SLG: 0.366			B FF 90 C FF 91 C FF 94 B FC 94 F FC 92 F SI 92 B SL 83 X FF 94 3-2 ① G4-3		B SI 89 F SI 89 F FF 88 F FF 93 F SI 93 S FF 93 1-3 ② K		C SI 91 B SL 83 B SI 91 X FF 90 2-1 ② F8		C CU 82 C FF 95 S CU 82 0-3 ③ K	1 1 2	0 0 0	0 0 0	0 0 0	0 0 0	0 1 1	0 1 1
Inning Stats	R: 0 E: 0 K: 1 S: 10 H: 1 LOB: 1 BB: 0 P: 12	R: 0 E: 0 K: 2 S: 13 H: 0 LOB: 1 BB: 1 P: 20	R: 0 E: 0 K: 0 S: 8 H: 0 LOB: 0 BB: 0 P: 12	R: 0 E: 0 K: 2 S: 15 H: 1 LOB: 1 BB: 0 P: 24	R: 2 E: 0 K: 1 S: 16 H: 3 LOB: 1 BB: 0 P: 22	R: 0 E: 0 K: 0 S: 7 H: 1 LOB: 1 BB: 0 P: 10	R: 0 E: 0 K: 0 S: 6 H: 0 LOB: 0 BB: 0 P: 9	R: 1 E: 0 K: 0 S: 7 H: 1 LOB: 0 BB: 0 P: 11	R: 0 E: 0 K: 1 S: 9 H: 1 LOB: 1 BB: 0 P: 10	1B: 4 2B: 2 3B: 2 HR: 0	SF: 1 SAC: 0 DP: 0 HBP: 0	WP: 0 PB: 0 SB: 0 CS: 0	PA: 36				

	AB	34
	R	3
	H	8
	RBI	3
	BB	1
	SO	7
	LOB	13

PITCHER	IP	WLS	BF	H	R	ER	SO	BB	IBB	HBP	BLK	WP	HR	S	P	ERA	WHIP
38 Carlos Zambrano, R (1, 1) ERA: 2.47	7.0	W	28	6	2	2	6	1	0	0	0	0	0	75	109	2.57	1.000
58 Jose Ascanio, R (8, 1) ERA: 3.0	1.0		4	1	1	1	0	0	0	0	0	0	0	7	11	9.00	1.000
34 Kerry Wood, R (9, 1) ERA: 3.42	1.0		4	1	0	0	1	0	0	0	0	0	0	9	10	0.00	1.000

PITCHER	IP	WLS	BF	H	R	ER	SO	BB	IBB	HBP	BLK	WP	HR	S	P	ERA	WHIP

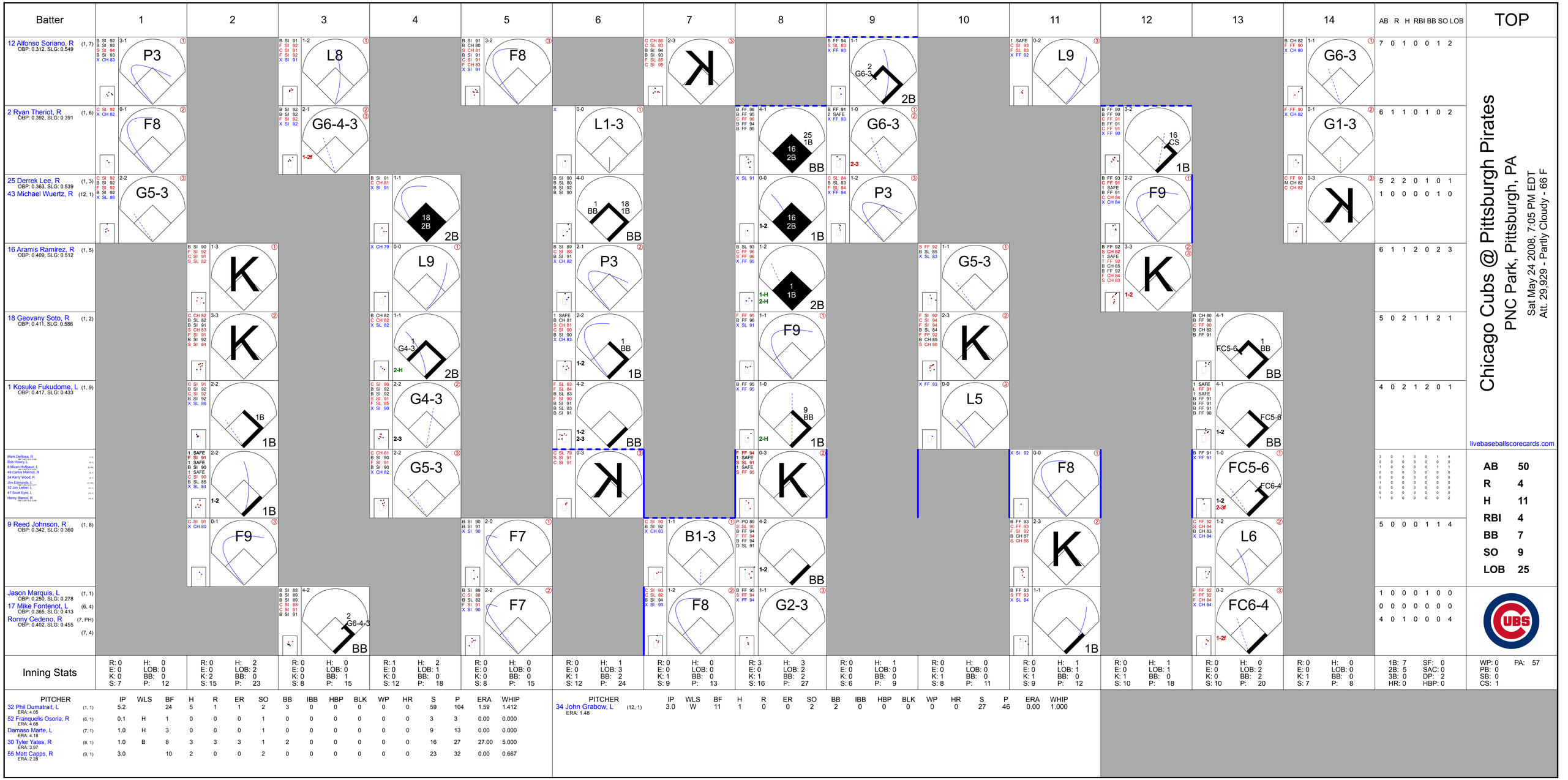
Batter
1
2
3
4
5
6
7
8
9
10
11
12
13
14
AB R H RBI BB SO LOB
TOP
12 Alfonso Soriano, R (1, 7)
OBP: 0.312, SLG: 0.549
P3
F8
L8
F8
L1-3
K
25 1B 16 2B BB
G6-3
L9
G6-3
G6-3
7 0 1 0 0 1 2
2 Ryan Theriot, R (1, 6)
OBP: 0.392, SLG: 0.391
G6-4-3
1-2f
L1-3
16 CS 1B
G1-3
6 1 1 0 1 0 2
25 Derrek Lee, R (1, 3)
OBP: 0.363, SLG: 0.539
43 Michael Wuertz, R (12, 1)
G5-3
18 2B 2B
18 1B 1B BB
P3
F9
K
5 2 2 0 1 0 1
1 0 0 0 0 1 0
16 Aramis Ramirez, R (1, 5)
OBP: 0.409, SLG: 0.512
K
L9
P3
G5-3
K
6 1 1 2 0 2 3
18 Geovany Soto, R (1, 2)
OBP: 0.411, SLG: 0.586
K
1 G4-3 2-H 2B
1 BB 1B
F9
K
1 FC5-6 1 BB BB
5 0 2 1 1 2 1
1 Kosuke Fukudome, L (1, 9)
OBP: 0.417, SLG: 0.433
1B 1B
G4-3 2-3
1-2 BB
9 BB 2-H 1B
L5
FC5-6 1-2 BB
4 0 2 1 2 0 1
Mark DeRosa, R (-H)
Bob Howry, L (R/L)
6 Micah Hoffpauir, L (R/L)
49 Carlos Marmol, R (R/L)
34 Kerry Wood, R (R/L)
Jim Edmonds, L (-H)
32 Jon Lieber, L (R/L)
47 Scott Eyre, L (R/L)
Henry Blanco, R (-H)
1B
1-2
F9
G5-3
F8
F8
3 0 1 0 0 1 4
0 0 0 0 0 0 0
1 0 0 0 0 1 1
0 0 0 0 0 0 0
0 0 0 0 0 0 0
1 0 0 0 0 0 0
0 0 0 0 0 0 0
0 0 0 0 0 0 0
1 0 0 0 0 0 2
9 Reed Johnson, R (1, 8)
OBP: 0.342, SLG: 0.360
F9
F7
B1-3
P 89 S 90 B FF 94 F FF 94 B FF 94 D SL 91
4-2
1-2 BB
L6
5 0 0 0 1 1 4
Jason Marquis, L (1, 1)
OBP: 0.250, SLG: 0.278
17 Mike Fontenot, L (6, 4)
OBP: 0.365, SLG: 0.413
Ronny Cedeno, R (7, PH) (7, 4)
OBP: 0.402, SLG: 0.455
2 G6-4-3 BB
F7
F8
G2-3
F8
FC6-4 1-2f
1 0 0 0 1 0 0
0 0 0 0 0 0 0
4 0 1 0 0 0 4
Chicago Cubs @ Pittsburgh Pirates
PNC Park, Pittsburgh, PA
Sat May 24 2008, 7:05 PM EDT
Att. 29,929 - Partly Cloudy - 66 F
livebaseballscorecards.com
AB 50
R 4
H 11
RBI 4
BB 7
SO 9
LOB 25
Inning Stats
R: 0 E: 0 K: 0 S: 7
H: 0 LOB: 0 BB: 0 P: 12
R: 0 E: 0 K: 2 S: 15
H: 2 LOB: 2 BB: 0 P: 23
R: 0 E: 0 K: 0 S: 8
H: 0 LOB: 0 BB: 1 P: 15
R: 1 E: 0 K: 0 S: 12
H: 2 LOB: 1 BB: 0 P: 18
R: 0 E: 0 K: 0 S: 8
H: 0 LOB: 0 BB: 0 P: 15
R: 0 E: 0 K: 1 S: 12
H: 1 LOB: 3 BB: 2 P: 24
R: 0 E: 0 K: 1 S: 9
H: 0 LOB: 0 BB: 0 P: 13
R: 3 E: 0 K: 1 S: 16
H: 3 LOB: 2 BB: 2 P: 27
R: 0 E: 0 K: 0 S: 6
H: 1 LOB: 0 BB: 0 P: 9
R: 0 E: 0 K: 1 S: 8
H: 0 LOB: 0 BB: 0 P: 11
R: 0 E: 0 K: 1 S: 9
H: 1 LOB: 1 BB: 0 P: 12
R: 0 E: 0 K: 1 S: 10
H: 1 LOB: 1 BB: 0 P: 18
R: 0 E: 0 K: 0 S: 10
H: 0 LOB: 2 BB: 2 P: 20
R: 0 E: 0 K: 1 S: 7
H: 0 LOB: 0 BB: 0 P: 8
1B: 7 2B: 5 3B: 0 HR: 0
SF: 0 SAC: 0 DP: 2 HBP: 0
WP: 0 PB: 0 SB: 0 CS: 1
PA: 57
PITCHER IP WLS BF H R ER SO BB IBB HBP BLK WP HR S P ERA WHIP
32 Phil Dumatrait, L (1, 1) ERA: 4.05 5.2 24 5 1 1 2 3 0 0 0 0 0 59 104 1.59 1.412
52 Franquelis Osoria, R (6, 1) ERA: 4.68 0.1 H 1 0 0 0 1 0 0 0 0 0 0 3 3 0.00 0.000
Damaso Marte, L (7, 1) ERA: 4.18 1.0 H 3 0 0 0 1 0 0 0 0 0 0 9 13 0.00 0.000
30 Tyler Yates, R (8, 1) ERA: 3.97 1.0 B 8 3 3 3 1 2 0 0 0 0 0 16 27 27.00 5.000
55 Matt Capps, R (9, 1) ERA: 2.28 3.0 10 2 0 0 2 0 0 0 0 0 0 23 32 0.00 0.667
PITCHER IP WLS BF H R ER SO BB IBB HBP BLK WP HR S P ERA WHIP
34 John Grabow, L (12, 1) ERA: 1.48 3.0 W 11 1 0 0 2 2 0 0 0 0 0 0 27 46 0.00 1.000

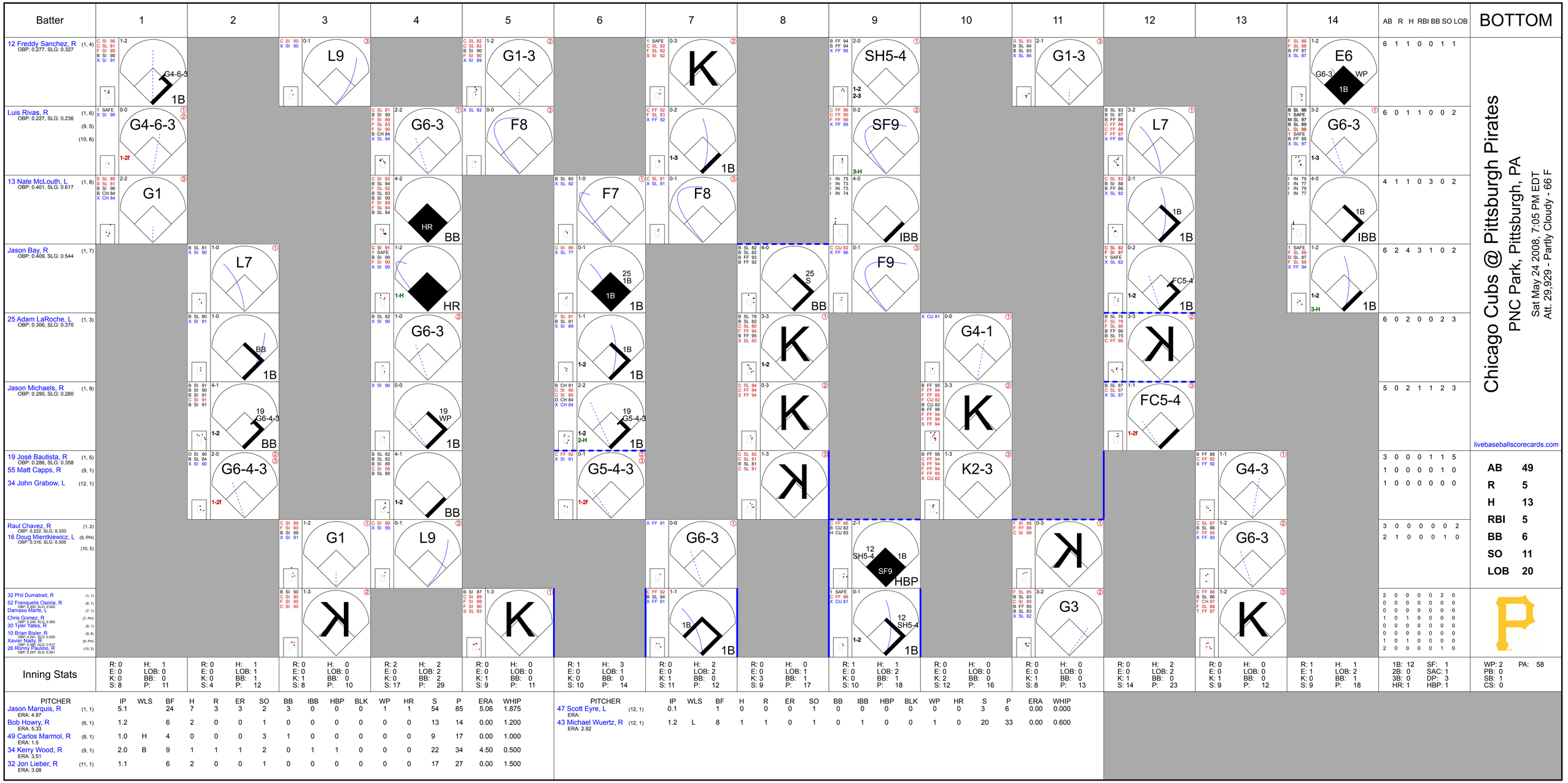
Batter
1
2
3
4
5
6
7
8
9
10
11
12
13
14
AB R H RBI BB SO LOB
BOTTOM
12 Freddy Sanchez, R (1, 4) OBP: 0.277, SLG: 0.327
Luis Rivas, R (1, 6) (9, 5) (10, 6) OBP: 0.227, SLG: 0.236
13 Nate McLouth, L (1, 8) OBP: 0.401, SLG: 0.617
Jason Bay, R (1, 7) OBP: 0.409, SLG: 0.544
25 Adam LaRoche, L (1, 3) OBP: 0.306, SLG: 0.370
Jason Michaels, R (1, 9) OBP: 0.290, SLG: 0.280
19 José Bautista, R (1, 5) OBP: 0.286, SLG: 0.358
55 Matt Capps, R (9, 1)
34 John Grabow, L (12, 1)
Raul Chavez, R (1, 2) OBP: 0.222, SLG: 0.333
16 Doug Mientkiewicz, L (9, PH) OBP: 0.316, SLG: 0.305 (10, 5)
32 Phil Dumatrait, R (1, 1)
52 Franquelis Osoria, R (6, 1) OBP: 0.500, SLG: 0.500
Damaso Marte, L (7, 1)
Chris Gomez, R (7, PH) OBP: 0.340, SLG: 0.363
30 Tyler Yates, R (8, 1)
10 Brian Bixler, R (9, 6) OBP: 0.241, SLG: 0.200
Xavier Nady, R (9, PH) OBP: 0.500, SLG: 0.517
26 Ronny Paulino, R (10, 2) OBP: 0.297, SLG: 0.361
G4-6-3
1B
L9
G1-3
K
SH5-4
1-2
2-3
G1-3
E6
G6-3
WP
1B
G4-6-3
1-2f
G6-3
F8
1-3
SF9
3-H
L7
G6-3
1-3
G1
F7
F8
F9
IBB
1B
HR
BB
1-H
25
1B
FC5-4
1-2
L7
BB
G6-3
1-2
25
S
G4-1
19
G6-4-3
19
WP
19
G5-4-3
2-H
FC5-4
1-2f
G6-4-3
1-2f
G5-4-3
1-2f
G1
L9
G6-3
12
SH5-4
SF9
HBP
G3
Inning Stats
PITCHER IP WLS BF H R ER SO BB IBB HBP BLK WP HR S P ERA WHIP
Jason Marquis, R (1, 1) ERA: 4.97 5.1 24 7 3 3 2 3 0 0 0 1 1 54 85 5.06 1.875
Bob Howry, R (6, 1) ERA: 5.33 1.2 6 2 0 0 1 0 0 0 0 0 0 13 14 0.00 1.200
49 Carlos Marmol, R (8, 1) ERA: 1.5 1.0 H 4 0 0 0 3 1 0 0 0 0 0 9 17 0.00 1.000
34 Kerry Wood, R (9, 1) ERA: 3.51 2.0 B 9 1 1 1 2 0 1 1 0 0 0 22 34 4.50 0.500
32 Jon Lieber, R (11, 1) ERA: 3.08 1.1 6 2 0 0 1 0 0 0 0 0 0 17 27 0.00 1.500
PITCHER IP WLS BF H R ER SO BB IBB HBP BLK WP HR S P ERA WHIP
47 Scott Eyre, L (12, 1) ERA: 0.1 1 0 0 0 1 0 0 0 0 0 0 0 3 6 0.00 0.000
43 Michael Wuertz, R (12, 1) ERA: 2.92 1.2 L 8 1 1 0 1 0 1 0 0 1 0 20 33 0.00 0.600
1B: 12 SF: 1
2B: 0 SAC: 1
3B: 0 DP: 3
HR: 1 HBP: 1
WP: 2 PA: 58
PB: 0
SB: 1
CS: 0
Chicago Cubs @ Pittsburgh Pirates
PNC Park, Pittsburgh, PA
Sat May 24 2008, 7:05 PM EDT
Att. 29,929 - Partly Cloudy - 66 F
livebaseballscorecards.com
AB 49
R 5
H 13
RBI 5
BB 6
SO 11
LOB 20

Chicago Cubs @ Pittsburgh Pirates

PNC Park, Pittsburgh, PA

Sun May 25 2008, 1:35 PM EDT

Att. 29,415 - Sunny - 71 F

TOP

livebaseballscorecards.com

Batter	1	2	3	4	5	6	7	8	9	10	11	AB	R	H	RBI	BB	SO	LOB
12 Alfonso Soriano, R (1, 7) OBP: 0.314, SLG: 0.561	B FF 91 B FF 90 X FF 91 / 2-0 ① F8		X FF 90 / 0-0 1-H HR		X SI 90 / 0-0 ② G6-3		B CU 77 B CU 76 B SI 90 F FF 91 F FF 90 C SL 80 / 3-3 ③ K		B SL 78 B SI 90 C SI 88 B SI 90 S SL 77 F SL 79 B CH 83 / 4-2 1-2 BB			4	1	1	2	1	1	0
2 Ryan Theriot, R (1, 6) OBP: 0.388, SLG: 0.383	B FF 91 C FF 90 X FF 91 / 1-1 ② P4		B FF 91 C SI 90 B CH 83 B SI 90 B FF 90 / 4-1 25 2B 16 G6-3 BB		C SL 77 C CU 73 F SL 77 B FF 90 S CU 75 / 1-3 ③ K			B SL 77 C SI 88 C SL 76 B CU 73 X FF 91 / 2-2 ① G3-1	F SI 92 B SI 92 X SL 80 / 1-2 ③ F8			4	1	0	0	1	1	2
25 Derrek Lee, R (1, 3) OBP: 0.364, SLG: 0.545	B SI 92 C FF 92 X CH 84 / 1-1 ③ G5-3		C SI 84 B SI 90 1 SAFE X SI 84 / 1-1 1-3 2B			C CU 76 X SI 88 / 0-1 ① L8		C FF 89 C CH 82 B CU 73 B FF 90 F SL 78 X SI 89 / 2-2 16 1B 2B		C SI 89 C SL 78 S SL 80 / 0-3 ① K		5	1	2	0	0	1	0
16 Aramis Ramirez, R (1, 5) OBP: 0.409, SLG: 0.509		B X / 1-0 ① P2	B SI 91 F FF 91 F CH 80 B SL 80 X SI 94 / 2-2 ② G6-3 3-H			C SL 77 C CU 73 B SI 90 X CU 73 / 1-2 1 F9 9 1B 1B		C SI 92 F FF 91 B CU 79 X SL 80 / 1-2 9 FC5-4 2-H 1B		C SI 90 X SL 79 / 0-1 ② P3		5	0	2	2	0	0	1
9 Reed Johnson, R (1, 8) OBP: 0.345, SLG: 0.359 Jim Edmonds, L (10, PH) OBP: 0.250, SLG: 0.215 (10, 8)		B B CH 84 B FF 89 C FF 90 F SI 90 B SI 84 / 4-2 1 CS BB	C CU 73 F FF 92 S SL 80 / 0-3 ③ K			B SL 77 1 SAFE S CH 83 F CH 78 X SI 90 / 1-2 1-2 1B		F SI 91 B CU 74 C CH 83 X SL 78 / 1-2 ② FC5-4 1-2f		B SI 91 B SI 90 B CH 82 C SL 78 X SL 80 / 3-1 ③ F9		3 1	0 0	1 0	0 0	1 0	1 0	2 0
1 Kosuke Fukudome, L (1, 9) OBP: 0.407, SLG: 0.420		S FF 91 B SI 90 1 SAFE B SI 90 F FF 91 B FF 92 S CH 80 / 3-3 ② ③ K 1-2		X SI 88 / 0-0 ① G4-3		C SL 78 B CU 73 B SI 90 B SI 90 X SI 90 / 3-1 ② F9 2-3		X SI 89 / 0-0 ③ G1-3			B SI 94 S SI 94 F SL 84 B SI 95 F SL 82 B SL 84 S SI 95 / 3-3 ① K	5	0	0	0	0	2	4
Mark DeRosa, R (1, 4) OBP: 0.407, SLG: 0.463			C SI 83 B FF 90 F SI 89 X SI 91 / 1-2 1B 2B	B SI 90 F FF 90 C CU 73 X CU 74 / 1-2 ② F9		F SI 91 C SI 91 1 SAFE B FF 91 B CU 75 F SL 80 S SL 79 / 2-3 ③ K			B SI 89 F SI 90 C SL 80 S SL 80 / 1-3 ① K		B SL 83 X SI 95 / 1-0 1B	5	1	2	0	0	2	2
Henry Blanco, R (1, 2) OBP: 0.371, SLG: 0.313			X FF 90 / 0-0 12 HR 2-H 1B	B CH 82 B SI 90 F FF 89 X FF 90 / 2-1 ③ F8			C SI 88 B CH 82 B FF 90 X FF 90 / 2-1 ① F9		X SI 91 / 0-0 12 BB 1B		C SI 95 F SI 95 B SI 95 1 SAFE X SI 94 / 1-2 ② F7	5	1	2	1	0	0	1
30 Ted Lilly, L (1, 1) OBP: 0.278, SLG: 0.294 Ronny Cedeno, R (7, PH) 58 Jose Ascanio, R (7, 1) 47 Scott Eyre, L (8, 1) Bob Howry, L (8, 1) 6 Micah Hoffpauir, L (9, PH) 49 Carlos Marmol, R (9, 1) 18 Geovany Soto, R OBP: 0.364, SLG: 0.500 (11, PH) 32 Jon Lieber, L (11, 1)			1 SAFE L FF 91 L SI 90 L FF 90 / 0-3 ① K		S FF 88 S CU 72 S FF 91 / 0-3 ① K		M CH 76 C CU 73 F FF 91 X CU 73 / 0-2 ② F7		X SI 88 / 0-0 ② F8		C SL 84 B CH 87 S SI 94 B SI 95 S SI 95 / 2-3 ③ K	2 1 0 0 0 1 0 1 0	0 0 0 0 0 0 0 0 0	0 0 0 0 0 0 0 0 0	0 0 0 0 0 0 0 0 0	2 0 0 0 0 0 0 1 0	1 0 0 0 0 1 0 1 0
Inning Stats	R: 0 E: 0 K: 0 S: 5 / H: 0 LOB: 0 BB: 0 P: 9	R: 0 E: 0 K: 1 S: 6 / H: 0 LOB: 1 BB: 1 P: 14	R: 4 E: 0 K: 2 S: 17 / H: 4 LOB: 1 BB: 1 P: 25	R: 0 E: 0 K: 0 S: 6 / H: 0 LOB: 0 BB: 0 P: 9	R: 0 E: 0 K: 2 S: 8 / H: 0 LOB: 0 BB: 0 P: 9	R: 0 E: 0 K: 1 S: 14 / H: 2 LOB: 2 BB: 0 P: 21	R: 0 E: 0 K: 1 S: 9 / H: 0 LOB: 0 BB: 0 P: 14	R: 1 E: 0 K: 0 S: 14 / H: 2 LOB: 1 BB: 0 P: 20	R: 0 E: 0 K: 1 S: 11 / H: 1 LOB: 2 BB: 1 P: 17	R: 0 E: 0 K: 1 S: 7 / H: 0 LOB: 0 BB: 0 P: 10	R: 0 E: 0 K: 2 S: 11 / H: 1 LOB: 1 BB: 0 P: 18	1B: 6 2B: 4 3B: 0 HR: 1	SF: 0 SAC: 0 DP: 1 HBP: 0	WP: 0 PB: 0 SB: 0 CS: 1	PA: 45			

PITCHER		IP	WLS	BF	H	R	ER	SO	BB	IBB	HBP	BLK	WP	HR	S	P	ERA	WHIP
28 Paul Maholm, L ERA: 5.11	(1, 1)	8.0		33	8	5	5	7	2	0	0	0	0	1	79	121	5.62	1.250
52 Franquelis Osoria, R ERA: 4.41	(9, 1)	2.0		8	1	0	0	2	1	0	0	0	0	0	18	27	0.00	1.000
Damaso Marte, L ERA: 4.01	(11, 1)	1.0	W	4	1	0	0	2	0	0	0	0	0	0	11	18	0.00	1.000

PITCHER		IP	WLS	BF	H	R	ER	SO	BB	IBB	HBP	BLK	WP	HR	S	P	ERA	WHIP

AB	42
R	5
H	10
RBI	5
BB	3
SO	11
LOB	15

Batter	1	2	3	4	5	6	7	8	9	10	11	AB	R	H	RBI	BB	SO	LOB
12 Freddy Sanchez, R (1, 4) OBP: 0.275, SLG: 0.320	X CH 80 0-0 F7		S SI 85 F SL 82 F FF 87 B CU 70 X CH 75 1-2 P4		F FF 86 B CU 67 X CH 75 1-1 F8	B CH 78 F CH 77 X CH 78 1-1 G5-4-3 1-2f			B FF 94 B FF 94 B FF 94 C FF 92 B FF 93 4-1 13 2B BB		X FF 88 0-0 SH3-4 1-2	4	0	0	0	1	0	3
10 Brian Bixler, R (9, PR) OBP: 0.241, SLG: 0.200 (10, 6)												0	1	0	0	0	0	0
Luis Rivas, R (1, 6) OBP: 0.247, SLG: 0.325 (10, 4)	C CH 78 B CU 64 C CU 64 X FF 84 1-2 HR		B FF 87 C SI 87 X FF 86 1-1 HR		B CH 81 B CH 80 C SL 81 B SL 82 B CH 81 4-1 13 1B 1-2 BB		C SI 92 B CU 76 X FF 92 1-1 F8		1 SAFE 1 SAFE B SL 83 B FF 95 C FF 94 C FF 94 B SL 80 S SL 79 3-3 K		B SL 82 F SL 83 F FF 88 B SL 82 S SL 83 2-3 K	5	2	2	2	1	2	2
13 Nate McLouth, L (1, 8) OBP: 0.408, SLG: 0.621	C FF 84 B FF 83 X CH 80 1-1 G4-3		C SI 87 B SL 83 F SL 83 B FF 88 X CH 77 2-2 FC6-4 1B		C FF 87 F SL 84 B CU 71 F FF 89 D FF 86 F SL 83 X CU 71 2-2 1-2 2-3 1B		C CH 85 B CH 85 C CU 74 S CH 85 1-3 K		B SL 83 B SL 80 C SL 82 F SL 80 X FF 94 2-2 1-H 2B		I IN 72 I IN 74 I IN 72 I IN 71 4-0 1B IBB	5	0	3	1	1	1	0
Jason Bay, R (1, 7) OBP: 0.411, SLG: 0.545	B SI 84 B CH 76 B CH 81 C CH 81 C CH 80 X SL 78 3-2 P3		B CH 77 X CH 77 1-0 FC6-4 1-2f		F CH 80 B SI 88 C CH 79 X CH 80 1-2 F8		B CU 78 B CU 75 S SI 93 B FF 93 X CH 84 3-1 2B		B FF 95 B SL 82 B FF 94 I IN 66 4-0 IBB		F SI 88 X FF 88 0-1 1-2 2-H 1B	5	0	2	1	1	0	4
Xavier Nady, R (1, 9) OBP: 0.379, SLG: 0.525		B CH 82 B CH 80 X SI 83 2-0 HR		C SL 81 B CH 75 X CH 77 1-1 G1-3	B SI 88 F SI 88 X FF 89 1-1 F8		X SI 93 0-0 P4		B FF 95 B FF 94 F FF 93 F FF 94 F FF 94 X SL 82 2-2 G5-3			5	1	1	1	0	0	6
25 Adam LaRoche, L (1, 3) OBP: 0.309, SLG: 0.382	S SL 79 C SL 81 X CU 66 0-2 G3-1			C CH 80 X SI 85 0-1 2B		X CH 74 0-0 19 E 2B		B SL 74 B SL 79 B SL 78 X FF 91 3-0 F8		B FF 93 X SL 78 1-0 G3-1		5	1	2	0	0	0	0
19 José Bautista, R (1, 5) OBP: 0.291, SLG: 0.362 52 Franquelis Osoria, R (9, 1) OBP: 0.500, SLG: 0.500 Jason Michaels, R (10, PH) OBP: 0.287, SLG: 0.277 Damaso Marte, L (11, 1)	S SL 81 X FF 85 0-1 26 G6-4-3 1B		B CH 78 C CH 76 F SL 79 F CH 78 B FF 89 C CU 70 2-3 K		X CH 75 0-0 E2 28 FC4-6 2-H 1B		B FF 93 F FF 94 F FF 93 S SL 83 1-3 K		B C B C S 2-3 K		4 0 1 0	0 0 0 0	2 0 0 0	1 0 0 0	0 0 1 0	2 0 0 0	1 0 0 0
26 Ronny Paulino, R (1, 2) OBP: 0.264, SLG: 0.250	1 SAFE C FF 85 X CU 68 0-1 G6-4-3 1-2f		S FF 88 F CH 78 F CU 71 F SI 88 D SL 83 F SI 89 B CU 71 X CH 79 2-2 P6		B FF 85 B FF 84 B CH 78 C CH 81 F CH 78 B FF 86 4-2 28 FC4-6 BB		S SL 84 B SL 84 X FF 93 1-1 F8		B B FF 92 B SL 79 C FF 92 X FF 92 3-1 P6		4	0	0	0	1	0	2
28 Paul Maholm, L (1, 1) OBP: 0.348, SLG: 0.167 Chris Gomez, R (9, 5) OBP: 0.349, SLG: 0.366			C SL 81 B SL 81 C FF 85 S CU 65 1-3 K		C FF 85 S SL 81 F FF 86 B FF 87 X SL 81 1-2 13 1B BB 1B	X CH 80 0-0 FC4-6 12 G5-4-3 1-2f 2-3			C FF 95 B SL 82 B SL 80 X FF 93 2-1 P6		S SL 82 X SL 83 0-1 10 SH3-4 1B 1B	3 2	0 1	1 1	0 0	0 0	1 0	2 0
Inning Stats	R: 1 E: 0 K: 0 S: 9 H: 1 LOB: 0 BB: 0 P: 14	R: 1 E: 0 K: 0 S: 8 H: 2 LOB: 0 BB: 0 P: 10	R: 1 E: 0 K: 1 S: 13 H: 2 LOB: 1 BB: 0 P: 19	R: 0 E: 0 K: 1 S: 14 H: 1 LOB: 1 BB: 0 P: 19	R: 0 E: 0 K: 0 S: 17 H: 2 LOB: 3 BB: 1 P: 27	R: 1 E: 1 K: 0 S: 7 H: 2 LOB: 1 BB: 1 P: 12	R: 0 E: 0 K: 1 S: 8 H: 1 LOB: 1 BB: 0 P: 13	R: 0 E: 0 K: 1 S: 6 H: 0 LOB: 0 BB: 0 P: 11	R: 1 E: 0 K: 1 S: 13 H: 1 LOB: 2 BB: 2 P: 30	R: 0 E: 0 K: 1 S: 6 H: 0 LOB: 0 BB: 0 P: 12	R: 1 E: 0 K: 1 S: 8 H: 2 LOB: 2 BB: 1 P: 14	1B: 7 2B: 4 3B: 0 HR: 3	SF: 0 SAC: 1 DP: 2 HBP: 0		WP: 0 PB: 0 SB: 0 CS: 0	PA: 49		

PITCHER		IP	WLS	BF	H	R	ER	SO	BB	IBB	HBP	BLK	WP	HR	S	P	ERA	WHIP
30 Ted Lilly, L ERA: 5.23	(1, 1)	6.0		28	10	4	4	2	2	0	0	0	0	3	68	101	6.00	2.000
58 Jose Ascanio, R ERA: 2.25	(7, 1)	1.0		4	1	0	0	1	0	0	0	0	0	0	8	13	0.00	1.000
47 Scott Eyre, L ERA:	(8, 1)	0.1	H	1	0	0	0	0	0	0	0	0	0	0	1	4	0.00	0.000
Bob Howry, R ERA: 5.19	(8, 1)	0.2	H	2	0	0	0	1	0	0	0	0	0	0	5	7	0.00	0.000
49 Carlos Marmol, R ERA: 1.69	(9, 1)	2.0	B	9	1	1	1	2	1	1	0	0	0	0	19	42	4.50	1.000

PITCHER		IP	WLS	BF	H	R	ER	SO	BB	IBB	HBP	BLK	WP	HR	S	P	ERA	WHIP
32 Jon Lieber, R ERA: 3.33	(11, 1)	0.2	L	5	2	1	1	1	0	1	0	0	0	0	8	14	13.50	3.000

BOTTOM

Chicago Cubs @ Pittsburgh Pirates

PNC Park, Pittsburgh, PA

Sun May 25 2008, 1:35 PM EDT

Att. 29,415 - Sunny - 71 F

livebaseballscorecards.com

AB	43
R	6
H	14
RBI	6
BB	5
SO	7
LOB	20

Batter	1	2	3	4	5	6	7	8	9	AB	R	H	RBI	BB	SO	LOB
9 Juan Pierre, L (1, 7) OBP: 0.358, SLG: 0.326	C SI 90 B SI 91 B SI 90 B FF 90 C FF 90 B FF 91 4-2 16 S 12 1B BB		B FF 89 B FF 90 C FF 90 F FF 90 F FS 82 X SI 92 2-2 ③ G5-3		B FS 82 1 SAFE F SI 91 B SI 90 C FS 83 X FS 83 2-2 1-2 3-H 1B		C SI 92 X FS 84 0-1 16 G3 1B		C FF 95 B FF 95 B FF 96 X FF 95 2-1 ① F8	4	0	2	1	1	0	0
16 Andre Ethier, L (1, 9) OBP: 0.366, SLG: 0.447	B SI 88 X SI 89 1-0 ① L9 1-2			C FS 81 B FS 82 X FS 83 1-1 2B	B FS 85 X FF 91 1-0 ③ F8		B SI 88 1 SAFE 1 SAFE F SI 90 X FS 81 1-1 ② G3 1-2		C FF 97 B FF 96 F FF 96 B CU 81 B CU 83 X FF 96 3-2 14 DI 1B	5	0	2	0	0	0	4
55 Russell Martin, R (1, 2) OBP: 0.418, SLG: 0.408	B SI 91 F SL 82 F SI 89 X SI 90 1-2 ② G5-3			C SI 91 F SI 92 X FS 82 0-2 ① F8		B SL 83 B SI 90 C SI 91 B SL 84 X SI 91 3-1 21 G1-3 12 1B 1B	B SI 91 C SL 84 B SI 90 F SL 86 B FS 84 F FS 83 X SL 86 3-2 ③ L6		S FF 97 B FF 97 C FF 97 S FF 97 1-3 ② K	5	0	1	0	0	1	4
12 Jeff Kent, R (1, 4) OBP: 0.287, SLG: 0.373 14 Chin-Lung Hu, R (8, PR) OBP: 0.258, SLG: 0.222 (8, 6)	X SL 84 0-0 ③ 2-H 1B			B FF 90 S SL 85 B FS 82 F SI 91 B SI 91 F FS 83 X SL 85 3-2 ② F9		B SL 85 F SI 91 B SI 91 X SI 92 2-1 21 G1-3 1-2 1B		F SI 94 X SL 84 0-1 27 2B 1B	C FF 98 T FF 97 B FF 97 S CU 83 1-3 ③ K 1-2	4 1	0 0	3 0	0 0	0 1	0 1	1 1
21 Mark Sweeney, L (1, 3) OBP: 0.196, SLG: 0.125		T SI 89 X SI 90 0-1 ① F8		C FS 83 B FS 82 X SI 91 1-1 ③ L4		X SL 85 0-0 ① G1-3 1-2 2-3		C SI 92 X SI 92 0-1 ① F7		4	0	0	0	0	0	4
27 Matt Kemp, R (1, 8) OBP: 0.361, SLG: 0.458		B SI 90 C SL 82 S SL 83 S SL 82 1-3 ② K			C SL 83 F SL 84 B SI 91 B SL 84 F SL 85 X FF 92 2-2 33 G3-1 9 1B 2B	S SL 85 B SL 85 B SL 85 S SL 85 B SL 85 B SL 85 4-2 BB		B SL 84 C SL 85 1 SAFE B SI 92 D SL 84 C SI 92 X SI 92 3-2 1-3 2B		3	1	2	0	1	1	0
33 Blake DeWitt, L (1, 5) OBP: 0.368, SLG: 0.460		B SI 90 B SI 91 X SI 91 2-0 ③ F7			B FF 91 F FS 81 X FS 80 1-1 ① G3-1 2-3	B FS 83 B SI 91 F SI 91 F SI 92 F SL 86 S SL 84 2-3 ② K		I IN 63 I IN 65 I IN 61 I IN 64 4-0 IBB		3	0	0	0	1	1	4
Luis Maza, R (1, 6) OBP: 0.500, SLG: 0.625 7 James Loney, L (8, PH) OBP: 0.330, SLG: 0.435 45 Scott Proctor, R (8, 1)			B SI 90 C SI 90 F SI 90 B SL 83 F SL 84 F SI 91 X SL 84 2-2 ① G1-6-3		B SI 91 B SI 91 B SI 91 B SI 91 4-0 9 1B BB	B SL 84 B SI 92 C SI 92 X SI 92 2-1 ③ F9		F SI 92 F SI 92 B SI 91 F SL 83 F SI 92 S SI 93 1-3 ② K		2 1 0	0 0 0	0 0 0	0 0 0	1 0 0	0 1 0	3 3 0
58 Chad Billingsley, R (1, 1) OBP: 0.158, SLG: 0.111 Terry Tiffee, S (7, PH) OBP: 0.500, SLG: 0.500 Chan Ho Park, R (7, 1) 3 Delwyn Young, S (8, PH) OBP: 0.355, SLG: 0.296 (8, 4)			X SI 89 0-0 ② G4-3		C SI 90 1 SAFE S SL 84 S SL 84 0-3 ② K		C SL 83 S SL 84 B SI 91 X SL 85 1-2 ① G3	B SI 92 B SI 92 F SI 91 X SI 92 2-1 ③ F8		2 1 0 1	0 0 0 0	0 0 0 0	0 0 0 0	0 0 0 0	1 0 0 0	2 0 0 3
Inning Stats	R: 0 H: 1 E: 0 LOB: 2 K: 0 BB: 1 S: 7 P: 13	R: 0 H: 0 E: 0 LOB: 0 K: 1 BB: 0 S: 6 P: 9	R: 0 H: 0 E: 0 LOB: 0 K: 0 BB: 0 S: 10 P: 14	R: 0 H: 1 E: 0 LOB: 1 K: 0 BB: 0 S: 11 P: 16	R: 1 H: 2 E: 0 LOB: 2 K: 1 BB: 1 S: 13 P: 23	R: 0 H: 2 E: 0 LOB: 3 K: 1 BB: 1 S: 13 P: 26	R: 0 H: 1 E: 0 LOB: 1 K: 0 BB: 0 S: 11 P: 16	R: 0 H: 2 E: 0 LOB: 3 K: 1 BB: 1 S: 14 P: 24	R: 0 H: 1 E: 0 LOB: 1 K: 2 BB: 0 S: 11 P: 18	1B: 7 SF: 0 2B: 3 SAC: 0 3B: 0 DP: 0 HR: 0 HBP: 0						

TOP

Los Angeles Dodgers @ Chicago Cubs

Wrigley Field, Chicago, IL

Mon May 26 2008, 1:20 PM CDT

Att. 41,583 - Cloudy - 75 F

livebaseballscorecards.com

AB	36
R	1
H	10
RBI	1
BB	4
SO	6
LOB	29

WP: 0 PA: 40
PB: 0
SB: 1
CS: 0

PITCHER		IP	WLS	BF	H	R	ER	SO	BB	IBB	HBP	BLK	WP	HR	S	P	ERA	WHIP
46 Ryan Dempster, R ERA: 2.56	(1, 1)	7.0	W	30	7	1	1	3	3	0	0	0	0	0	71	117	1.29	1.429
Bob Howry, R ERA: 5.0	(8, 1)	1.0	H	6	2	0	0	1	0	1	0	0	0	0	14	24	0.00	2.000
34 Kerry Wood, R ERA: 3.38	(9, 1)	1.0	S	4	1	0	0	2	0	0	0	0	0	0	11	18	0.00	1.000

Batter	1	2	3	4	5	6	7	8	9	AB	R	H	RBI	BB	SO	LOB
12 Alfonso Soriano, R (1, 7) OBP: 0.319, SLG: 0.553	X FF 92 0-0 ① F8		C SI 90 B FF 91 F SL 79 F FF 92 T FC 90 1-2 ② K			C FC 89 F SL 80 B FF 91 B SL 78 B SI 91 B SL 79 4-2 16 1B 2 1B 1 G1-2-3 BB	C SL 89 F SL 81 B FF 95 B SL 88 B FF 97 F SL 87 F SL 84 B FF 93 4-2 2 FC6-4 1-2 BB			2	0	0	0	2	1	0
2 Ryan Theriot, R (1, 6) OBP: 0.390, SLG: 0.382	C FF 91 B FF 92 C SI 90 B FF 94 B FF 90 B FF 91 4-2 25 HR BB		B FF 94 X SI 89 1-0 ③ G5-3			1 SAFE C FF 88 B SI 89 1 SAFE X SI 91 1-1 16 1B 1-2 1B	X SI 92 0-0 ③ FC6-4 1-2f			3	1	1	0	1	0	3
25 Derrek Lee, R (1, 3) OBP: 0.362, SLG: 0.554	C FF 91 B SI 89 X FF 92 1-1 1-H HR			S FC 90 X SL 79 0-1 ① F8		F SI 90 B FF 90 C SI 91 F FC 90 S SL 79 1-3 ① K		F FF 94 B FF 94 B SL 84 C SI 93 C FF 95 2-3 ① K		4	1	1	2	0	2	2
16 Aramis Ramirez, R (1, 5) OBP: 0.410, SLG: 0.525	F SL 78 B SI 93 F FF 92 X FC 90 1-2 ② G5-3			C FF 89 C SI 92 T FF 94 0-2 ② K		B SI 90 S FC 89 X SI 90 1-1 1-2 2-3 1B		B SL 84 C SL 82 S SL 83 X FF 95 1-2 HR		4	1	2	1	0	1	0
1 Kosuke Fukudome, L (1, 9) OBP: 0.399, SLG: 0.411	X FF 91 0-0 ③ P6			C SL 77 C FC 89 B SL 79 B FF 93 S SL 79 2-3 ③ K		B SL 80 B FF 93 C FF 94 S SI 92 X FF 95 2-2 ② ③ G1-2-3 3-Hf		C CU 76 F FF 93 F CU 74 B FF 93 B CU 75 B FF 93 C FF 92 3-3 ② K		4	0	0	0	0	2	3
18 Geovany Soto, R (1, 2) OBP: 0.401, SLG: 0.569		F FF 91 C SL 78 B FF 93 X FC 89 1-2 ① G1-4-3			S FC 88 B SL 78 X SI 92 1-1 ① G5-3		C FF 93 B SL 85 F CU 78 F FF 94 X SL 83 1-2 ① G1-3	B SL 84 C FF 93 B FF 93 C SL 83 S SL 84 2-3 ③ K		4	0	0	0	0	1	0
Jim Edmonds, L (1, 8) OBP: 0.252, SLG: 0.218		X SI 91 0-0 ② F8			C SL 78 B FF 93 B FF 92 S SL 78 T SL 81 2-2 ② K		B CU 76 C CU 76 X FF 93 1-1 6 1B			3	0	1	0	0	1	0
Mark DeRosa, R (1, 4) OBP: 0.406, SLG: 0.461		C FF 92 C SL 78 T FF 91 0-2 ③ K			B FC 89 C SI 92 S FF 89 B FC 90 X FF 92 2-2 1B		B SL 88 C SI 93 F SL 87 B FF 91 F SL 84 C SL 80 2-3 ② K			3	0	1	0	0	2	1
46 Ryan Dempster, R (1, 1) OBP: 0.143, SLG: 0.143 6 Micah Hoffpauir, L (7, PH) OBP: 0.455, SLG: 0.600 Bob Howry, L (8, 1) 34 Kerry Wood, R (9, 1)			F FF 90 C SL 78 X SL 77 0-2 ① L6		B FF 91 F FF 91 S FF 92 B FF 93 S FF 91 2-3 ③ K		B CU 77 B SL 89 1 SAFE X FF 94 2-0 12 BB 1-3 1B			2 1 0 0	0 0 0 0	0 1 0 0	0 0 0 0	0 0 0 0	1 0 0 0	1 0 0 0
Inning Stats	R: 2 E: 0 K: 0 S: 9 H: 1 LOB: 0 BB: 1 P: 15	R: 0 E: 0 K: 1 S: 7 H: 0 LOB: 0 BB: 0 P: 8	R: 0 E: 0 K: 1 S: 8 H: 0 LOB: 0 BB: 0 P: 10	R: 0 E: 0 K: 2 S: 8 H: 0 LOB: 0 BB: 0 P: 10	R: 0 E: 0 K: 2 S: 11 H: 1 LOB: 1 BB: 0 P: 18	R: 0 E: 0 K: 1 S: 13 H: 2 LOB: 2 BB: 1 P: 22	R: 0 E: 0 K: 1 S: 16 H: 2 LOB: 3 BB: 1 P: 26	R: 1 E: 0 K: 3 S: 13 H: 1 LOB: 0 BB: 0 P: 21		1B: 5 2B: 0 3B: 0 HR: 2 SF: 0 SAC: 0 DP: 1 HBP: 0						

PITCHER		IP	WLS	BF	H	R	ER	SO	BB	IBB	HBP	BLK	WP	HR	S	P	ERA	WHIP
58 Chad Billingsley, R ERA: 3.68	(1, 1)	6.0	L	23	4	2	2	7	2	0	0	0	0	1	56	83	3.00	1.000
Chan Ho Park, R ERA: 2.1	(7, 1)	1.0		6	2	0	0	1	1	0	0	0	0	0	16	26	0.00	3.000
45 Scott Proctor, R ERA: 5.25	(8, 1)	1.0		4	1	1	1	3	0	0	0	0	0	1	13	21	9.00	1.000

PITCHER	IP	WLS	BF	H	R	ER	SO	BB	IBB	HBP	BLK	WP	HR	S	P	ERA	WHIP

BOTTOM

Los Angeles Dodgers @ Chicago Cubs

Wrigley Field, Chicago, IL

Mon May 26 2008, 1:20 PM CDT

Att. 41,583 - Cloudy - 75 F

livebaseballscorecards.com

AB	30
R	3
H	7
RBI	3
BB	3
SO	11
LOB	10

Batter	1	2	3	4	5	6	7	8	9	AB	R	H	RBI	BB	SO	LOB
9 Juan Pierre, L (1, 7) OBP: 0.350, SLG: 0.318	C FF 92 B FF 92 F FF 93 F FF 93 B SL 83 X FF 94 2-2 F7		C FF 92 X FF 91 0-1 G4-3		C FF 91 F FF 91 B SL 82 B FF 92 B FF 91 X FF 91 3-2 G1-3			C FF 94 B FF 93 B FF 93 X FF 93 2-1 F9		4	0	0	0	0	0	1
Luis Maza, R (1, 4) OBP: 0.455, SLG: 0.550	C FF 94 X FF 93 0-1 F9			X FF 90 0-0 G3		C FF 90 B FF 89 X FF 92 1-1 G4-3		C FF 94 B SL 80 X FF 93 1-1 16 BB 1-2 1B		4	0	1	0	0	0	0
16 Andre Ethier, L (1, 9) OBP: 0.374, SLG: 0.451	C FF 93 F FF 94 B FF 94 F CU 76 F FF 94 F SL 84 B FF 93 F FF 95 F SL 84 2-2 X FF 84 1B			C FF 90 B CH 81 B FF 92 X FF 91 2-1 7 CS 1B		C CU 74 B FF 92 F CU 74 F SL 81 F FF 92 B FF 93 X FF 92 2-2 L9		B SL 83 B SL 80 F FF 92 B FF 92 B FF 91 4-1 27 FC6-4 1-2 2-3 BB		3	0	2	0	1	0	0
7 James Loney, L (1, 3) OBP: 0.329, SLG: 0.432	1 SAFE B FF 92 C FF 92 B FF 93 B CU 76 C FF 93 X FF 93 3-2 F8			S CU 75 B FF 91 X FF 91 1-1 27 WP 33 1B 1-2 1B		X FF 93 0-0 F8		C SL 81 B SL 80 F FF 93 B SL 81 F SL 81 S SL 81 2-3 K		4	1	1	0	0	1	4
27 Matt Kemp, R (1, 8) OBP: 0.358, SLG: 0.450		C FF 93 B CU 75 B CU 76 X FF 92 2-1 F8		B SL 84 C FF 92 C FF 92 B SL 83 B SL 83 F SL 81 B FF 93 4-2 33 E 33 1B 1-2 BB			B FF 88 C FF 89 X CU 73 1-1 G5-3	C SL 82 C SL 82 B FF 94 X SL 80 1-2 FC6-4 1-2f		3	0	0	0	1	0	3
33 Blake DeWitt, L (1, 5) OBP: 0.372, SLG: 0.457		C FF 92 B CU 76 B FF 93 C FF 93 B SL 84 F FF 93 B FF 93 4-2 14 G6-4-3 BB		C CU 75 B FF 92 F FF 93 X SL 82 1-2 E7 1-3 2-H 1B			B FF 89 X FF 91 1-0 F8		C FF 95 C FF 95 B FF 96 C CU 82 1-3	3	0	1	1	1	1	0
14 Chin-Lung Hu, R (1, 6) OBP: 0.250, SLG: 0.214 3 Delwyn Young, S (9, PH) OBP: 0.375, SLG: 0.321		1 SAFE F FF 91 X CH 82 0-1 G6-4-3 1-2f		C SL 81 B SL 82 F FF 91 F FF 93 S SL 83 1-3 K2-3			C FF 91 X SL 80 0-1 E6 FC6-4		S FF 96 B FF 97 X FF 96 1-1 55 DI 1B	3 1	0 0	0 1	0 0	0 0	1 0	3 0
Danny Ardoin, R (1, 2) 51 Jonathan Broxton, R (7, 1) 47 Cory Wade, R (8, 1) 21 Mark Sweeney, L (9, PH) OBP: 0.191, SLG: 0.122			B FF 93 C FF 91 B FF 91 F FF 92 X FF 93 2-2 G4-3		C FF 89 B SL 82 X FF 90 1-1 G1-3		C FF 89 S FF 92 F FF 92 B FF 92 B SL 82 X FF 90 2-2 FC6-4 1-2f		C FF 96 F FF 96 C CU 83 0-3	3 0 0 1	0 0 0 0	0 0 0 0	0 0 0 0	0 0 0 0	0 0 0 1	1 0 0 1
18 Hiroki Kuroda, R (1, 1) OBP: 0.158, SLG: 0.167 55 Russell Martin, R (7, 2) OBP: 0.419, SLG: 0.406			C FF 92 B FF 91 F FF 92 S FF 93 1-3 K	C FF 90 B FF 91 F FF 90 F FF 91 B CU 73 T FF 91 2-2 K				B FF 94 B FF 93 F FF 93 B SL 82 C SL 79 B SL 82 4-2 16 BB 1B BB	C FF 97 S CU 82 X FF 96 0-2 G3-1 1-2	2 1	0 0	0 0	0 0	0 1	2 0	0 1
Inning Stats	R: 0 E: 0 K: 0 S: 17 H: 1 LOB: 1 BB: 0 P: 24	R: 0 E: 0 K: 0 S: 7 H: 0 LOB: 0 BB: 1 P: 13	R: 0 E: 0 K: 1 S: 8 H: 0 LOB: 0 BB: 0 P: 11	R: 1 E: 1 K: 1 S: 15 H: 3 LOB: 2 BB: 1 P: 24	R: 0 E: 0 K: 1 S: 9 H: 0 LOB: 0 BB: 0 P: 15	R: 0 E: 0 K: 0 S: 8 H: 0 LOB: 0 BB: 0 P: 11	R: 0 E: 1 K: 0 S: 9 H: 0 LOB: 1 BB: 0 P: 13	R: 0 E: 0 K: 1 S: 14 H: 1 LOB: 3 BB: 2 P: 28	R: 0 E: 0 K: 2 S: 11 H: 1 LOB: 1 BB: 0 P: 13	1B: 6 2B: 0 3B: 0 HR: 0 SF: 0 SAC: 0 DP: 1 HBP: 0						WP: 1 PB: 0 SB: 0 CS: 1 PA: 36	

TOP

Los Angeles Dodgers @ Chicago Cubs

Wrigley Field, Chicago, IL

Tue May 27 2008, 6:05 PM CDT

Att. 39,894 - Partly Cloudy - 42 F

livebaseballscorecards.com

AB	32
R	1
H	6
RBI	1
BB	4
SO	6
LOB	14

PITCHER		IP	WLS	BF	H	R	ER	SO	BB	IBB	HBP	BLK	WP	HR	S	P	ERA	WHIP
Sean Gallagher, R ERA: 4.5	(1, 1)	7.0	W	26	4	1	1	3	2	0	0	0	1	0	73	111	1.29	0.857
49 Carlos Marmol, R ERA: 1.64	(8, 1)	1.0	H	6	1	0	0	1	2	0	0	0	0	0	14	28	0.00	3.000
34 Kerry Wood, R ERA: 3.25	(9, 1)	1.0	S	4	1	0	0	2	0	0	0	0	0	0	11	13	0.00	1.000

PITCHER		IP	WLS	BF	H	R	ER	SO	BB	IBB	HBP	BLK	WP	HR	S	P	ERA	WHIP

Batter	1	2	3	4	5	6	7	8	9	AB	R	H	RBI	BB	SO	LOB
12 Alfonso Soriano, R (1, 7) OBP: 0.327, SLG: 0.552	B FF 90 F FF 90 B SI 91 F SI 90 X FF 89 2-2 F9 ①		B SI 92 D FS 87 B SI 92 I IN 61 4-0 IBB		X FF 92 0-0 1-2 1B		C FS 87 S SL 84 D FS 88 B FF 92 B SL 85 X FS 85 3-2 25 F9 17 E 16 1B 1-3 1B	S SI 88 X CU 74 0-1 ② ③ G5-3 2-3f		4	1	2	0	1	0	2
17 Mike Fontenot, L (1, 4) OBP: 0.346, SLG: 0.388 49 Carlos Marmol, R (8, 1) 34 Kerry Wood, R (9, 1)	C SI 90 X SI 90 0-1 ② G6-3		B FF 92 F SI 91 S SI 93 B FS 87 X FF 92 2-2 ③ P1		B SI 92 C SI 94 X FF 92 1-1 ③ F8		B FF 93 B FF 95 C FF 96 C FF 96 B FF 96 X FF 97 3-2 E5 16 1B 1 2B 1-2 3-H			4 0 0	1 0 0	0 0 0	1 0 0	0 0 0	0 0 0	5 0 0
25 Derrek Lee, R (1, 3) OBP: 0.360, SLG: 0.548	X FF 93 0-0 ③ F9			C FF 90 X FF 90 0-1 16 CS 1B		B SI 92 C FS 87 S SI 94 B FS 89 X FS 88 2-2 ① L9	B SL 88 F FF 96 C FF 95 X SL 88 1-2 ② F9 2-3			4	0	1	0	0	0	2
16 Aramis Ramirez, R (1, 5) OBP: 0.412, SLG: 0.525		X SI 90 0-0 ① F9		B SL 83 B FF 90 F FF 90 B SI 90 C FF 90 1 SAFE F FS 85 S FF 90 3-3 ① ② K 1-2		B SI 93 X SI 93 1-0 1 BB 1B	C SL 88 S SL 88 D SL 90 B FF 96 F SL 88 F FF 97 B SL 88 X SL 88 3-2 1 2B 1-3 3-H 1B			4	0	2	1	0	1	1
1 Kosuke Fukudome, L (1, 9) OBP: 0.406, SLG: 0.421		X SI 91 0-0 ② F7		X SI 93 0-0 1B		1 SAFE B FF 92 C SI 92 B FS 87 S FS 87 F FS 87 B SI 94 B SI 95 4-2 1-2 BB	C FF 96 X FF 95 0-1 1-3 3-H 2B			3	0	2	1	1	0	0
Jim Edmonds, L (1, 8) OBP: 0.244, SLG: 0.211		C SI 91 B FF 90 B FF 90 F SI 90 X SI 91 2-2 ③ G5-3		T SI 91 F SI 91 1 SAFE 1 SAFE P PO 84 D FS 87 B FF 90 F SI 92 F SI 93 3-2 X SI 91 F8		D FF 92 S FS 88 X SI 92 1-1 ② F7	C SL 88 B FF 96 C SL 89 X SL 89 1-2 ③ G3-1			4	0	0	0	0	0	5
18 Geovany Soto, R (1, 2) OBP: 0.403, SLG: 0.573			C SL 81 F FF 90 B SL 85 B FS 88 X FF 92 2-2 2B	B SI 92 C SI 90 S FS 86 S FS 87 1-3 ① K	X FS 86 0-0 ③ L7			B CU 71 X FF 88 1-0 12 G5-3 2 1B		4	0	2	0	0	1	2
Ronny Cedeno, R (1, 6) OBP: 0.402, SLG: 0.444 (8, 4)			C FF 91 X SI 92 0-1 ① G5-3	T SL 84 F SI 92 X SI 93 0-2 FC3-6 1B			B SL 81 B SI 90 B FF 90 C FF 92 B SI 90 4-1 2 FC1-6 BB	L FF 87 L FF 87 D CU 75 F FF 89 X CU 74 1-2 ① F8		3	0	1	0	1	0	2
Sean Gallagher, R (1, 1) 2 Ryan Theriot, R (7, PH) OBP: 0.391, SLG: 0.383 (8, 6)			C FF 90 S SL 83 S SL 85 0-3 ② K	X FF 90 0-0 ② FC3-6 12 1B 1-2f			1 SAFE X SI 91 0-0 ① FC1-6 12 1B 17 E 1-2f	B CH 81 C FF 89 F CH 82 B FF 87 F CU 72 X CU 73 2-2 1-2 1B		2 2	0 1	0 1	0 0	0 0	1 0	2 1
Inning Stats	R: 0 E: 0 K: 0 S: 6 H: 0 LOB: 0 BB: 0 P: 8	R: 0 E: 0 K: 0 S: 5 H: 0 LOB: 0 BB: 0 P: 7	R: 0 E: 0 K: 1 S: 11 H: 1 LOB: 2 BB: 1 P: 19	R: 0 E: 0 K: 1 S: 13 H: 2 LOB: 1 BB: 0 P: 18	R: 0 E: 0 K: 1 S: 10 H: 2 LOB: 2 BB: 0 P: 12	R: 0 E: 0 K: 0 S: 10 H: 1 LOB: 2 BB: 1 P: 18	R: 3 E: 1 K: 0 S: 21 H: 3 LOB: 2 BB: 1 P: 36	R: 0 E: 0 K: 0 S: 11 H: 2 LOB: 1 BB: 0 P: 15		1B: 9 2B: 3 3B: 0 HR: 0 SF: 0 SAC: 0 DP: 2 HBP: 0						

PITCHER		IP	WLS	BF	H	R	ER	SO	BB	IBB	HBP	BLK	WP	HR	S	P	ERA	WHIP
18 Hiroki Kuroda, R ERA: 3.29	(1, 1)	6.1	L	28	7	2	1	3	2	1	0	0	0	0	60	94	1.42	1.421
51 Jonathan Broxton, R ERA: 4.22	(7, 1)	0.2	B	5	2	1	0	0	0	0	0	0	0	0	16	24	0.00	3.000
47 Cory Wade, R ERA: 1.42	(8, 1)	1.0		4	2	0	0	0	0	0	0	0	0	0	11	15	0.00	2.000

PITCHER	IP	WLS	BF	H	R	ER	SO	BB	IBB	HBP	BLK	WP	HR	S	P	ERA	WHIP

BOTTOM

Los Angeles Dodgers @ Chicago Cubs

Wrigley Field, Chicago, IL

Tue May 27 2008, 6:05 PM CDT

Att. 39,894 - Partly Cloudy - 42 F

livebaseballscorecards.com

AB	34
R	3
H	11
RBI	3
BB	3
SO	3
LOB	22

WP: 0 PB: 0 SB: 0 CS: 1 PA: 37

Batter	1	2	3	4	5	6	7	8	9	10	AB	R	H	RBI	BB	SO	LOB
9 Juan Pierre, L (1, 7) OBP: 0.345, SLG: 0.309	B SI 88 B SI 90 C SI 89 B FS 86 B FF 90 4-1 G6-3 BB	C SI 91 S FF 90 B FF 92 B SI 94 S FS 86 2-3 ③ K	B SI 88 B FF 87 C SI 90 F FF 89 F SL 81 X FS 85 2-2 ② L6					C SI 88 X FS 85 0-1 ① G4-3	C SI 93 B SI 93 F SI 92 F SI 86 F SI 93 F SI 86 F SI 85 C CU 80 1-3 ③ K		4	0	0	0	1	2	1
Luis Maza, R (1, 4) OBP: 0.407, SLG: 0.480	1 SAFE F SI 90 1 SAFE F SI 89 F SL 78 1 SAFE 1 SAFE X SI 90 0-2 ①② G6-3 1-2f			C FF 88 B SI 88 X FF 91 1-1 ① F8	C SI 91 C FF 87 X SI 91 0-2 ③ F9			B SI 90 C SI 91 F SI 91 C SL 82 1-3 ② K		C SI 91 C SI 92 B SI 91 F SI 92 X SI 91 1-2 1B	5	0	1	0	0	1	1
16 Andre Ethier, L (1, 9) OBP: 0.375, SLG: 0.446	C SI 94 F SI 92 B SI 92 X FS 85 1-2 ③ G4-3			F FS 86 F SI 93 B SI 94 F SI 95 B FS 87 X FS 87 2-2 ② G3		B SI 91 B FF 90 C SI 93 B SI 93 B SI 92 4-1 55 G6-4-3 BB		B FS 86 C FF 90 S SI 88 F SI 91 F FF 88 B FF 89 B FF 91 X FF 93 3-2 7 E 55 1B 1B		1 SAFE L SI 89 F SI 92 B SI 91 B FF 91 C FF 92 2-3 ① K	4	0	1	0	1	1	1
55 Russell Martin, R (1, 2) OBP: 0.423, SLG: 0.411		X SI 91 0-0 7 G4-6-3 1B	B FF 90 X SL 81 1-0 27 HBP 7 1B 33 BB 1B			X SI 92 0-0 ①② G6-4-3 1-2f		D SL 82 B SL 86 X SI 91 2-0 7 E 1-2 1B		1 SAFE C SL 81 F SI 91 X SI 92 0-2 ② F8	5	1	3	0	0	0	2
7 James Loney, L (1, 3) OBP: 0.326, SLG: 0.426		C SI 88 F SI 90 X FS 85 0-2 ①② G4-6-3 1-2f	X SI 91 0-0 33 BB 27 HBP 1-2 1B			F FF 92 B SI 93 B FS 87 X FF 94 2-1 ③ F7		C FS 84 S SI 91 B FF 92 B FS 86 X FS 85 2-2 E6 1-2 2-3		F SI 92 B FF 91 B FF 92 S FF 92 S FF 91 2-3 ③ K	5	0	1	0	0	1	4
27 Matt Kemp, R (1, 8) OBP: 0.366, SLG: 0.451		C SL 81 B SI 92 F SI 93 B FF 92 B SL 83 B FF 93 4-2 BB	C SI 94 H CU 77 1-1 33 BB 1-2 2-3 HBP				B SL 80 B SL 80 F SI 90 C SI 92 F SI 87 B FC 91 X SI 93 3-2 14 G4-3 33 G3 1B	F SI 92 F SL 82 F FF 93 B SI 93 C SL 81 1-3 ③ K			2	0	1	0	1	1	3
33 Blake DeWitt, L (1, 5) OBP: 0.369, SLG: 0.448		F FF 90 B FF 91 X SI 92 1-1 ③ F7	B FF 90 B SI 92 S FF 91 S FF 90 B FF 93 B FF 92 4-2 1-2 2-3 3-H BB				1 SAFE 1 SAFE X FF 90 0-0 ① G3 1-2		C SI 92 B CH 84 X SI 85 1-1 ① L6		3	0	0	1	1	0	2
14 Chin-Lung Hu, R (1, 6) OBP: 0.240, SLG: 0.205			X FF 90 0-0 ① F9	B SL 80 C SI 93 S FF 91 B SI 94 B SI 89 X SI 92 3-2 ③ G4-3			S SL 81 B SL 80 2 SAFE B SL 81 2 SAFE T FF 91 F FF 91 X SI 93 2-2 ② G4-3 2-3		B CU 80 X SI 92 1-0 ② F8	4	0	0	0	0	0	4
Derek Lowe, R (1, 1) OBP: 0.227, SLG: 0.227 51 Jonathan Broxton, R (8, 1) 21 Mark Sweeney, L (9, PH) OBP: 0.208, SLG: 0.122 44 Takashi Saito, L (9, 1) Chan Ho Park, R (10, 1)			B SI 91 B SI 91 C SI 91 C SI 92 B SI 93 X SI 91 3-2 ② G4-3		X SI 88 0-0 ① G6-3		B SL 80 C SI 91 B SI 92 C SL 79 X SL 82 2-2 ③ F9		B SI 86 B SI 94 S SI 85 B SI 85 B SI 85 4-1 BB		3 0 0 0 0	0 0 0 0 0	0 0 0 0 0	0 0 1 0 0	0 0 0 0 0	0 0 0 0 0	1 0 0 0 0
Inning Stats	R: 0 E: 0 K: 0 S: 8 H: 0 LOB: 0 BB: 1 P: 13	R: 0 E: 0 K: 0 S: 8 H: 1 LOB: 1 BB: 1 P: 13	R: 0 E: 0 K: 1 S: 7 H: 0 LOB: 0 BB: 0 P: 12	R: 1 E: 0 K: 0 S: 14 H: 2 LOB: 3 BB: 1 P: 26	R: 0 E: 0 K: 0 S: 8 H: 0 LOB: 0 BB: 0 P: 10	R: 0 E: 0 K: 0 S: 4 H: 0 LOB: 0 BB: 1 P: 10	R: 0 E: 0 K: 0 S: 12 H: 1 LOB: 1 BB: 0 P: 19	R: 0 E: 1 K: 2 S: 18 H: 2 LOB: 3 BB: 0 P: 27	R: 0 E: 0 K: 1 S: 12 H: 0 LOB: 1 BB: 1 P: 19	R: 0 E: 0 K: 2 S: 13 H: 1 LOB: 1 BB: 0 P: 18	1B: 7 2B: 0 3B: 0 HR: 0 SF: 0 SAC: 0 DP: 3 HBP: 1						

PITCHER	IP	WLS	BF	H	R	ER	SO	BB	IBB	HBP	BLK	WP	HR	S	P	ERA	WHIP
38 Carlos Zambrano, R (1, 1) ERA: 2.33	8.0		33	6	1	1	3	4	0	1	0	0	0	79	130	1.12	1.250
58 Jose Ascanio, R (9, 1) ERA: 1.8	1.0		4	0	0	0	1	1	0	0	0	0	0	12	19	0.00	1.000
Bob Howry, R (10, 1) ERA: 4.82	1.0	W	4	1	0	0	2	0	0	0	0	0	0	13	18	0.00	1.000

PITCHER	IP	WLS	BF	H	R	ER	SO	BB	IBB	HBP	BLK	WP	HR	S	P	ERA	WHIP

TOP

Los Angeles Dodgers @ Chicago Cubs

Wrigley Field, Chicago, IL

Wed May 28 2008, 7:05 PM CDT

Att. 39,945 - Clear - 56 F

livebaseballscorecards.com

AB	35
R	1
H	7
RBI	1
BB	5
SO	6
LOB	19

WP: 0 PB: 0 SB: 0 CS: 0 PA: 41

Batter	1	2	3	4	5	6	7	8	9	10	AB	R	H	RBI	BB	SO	LOB
12 Alfonso Soriano, R (1, 7) OBP: 0.329, SLG: 0.547	B SI 88 X 1-0 25 G1-4-3 2 1B 1B		S FC 84 F SL 83 B SL 83 F SL 83 X SL 83 1-2 ② P4		C SL 83 B SI 91 S SL 84 B SL 83 S SL 84 2-3 ③ K			B SL 89 S FF 98 C SL 87 S FF 99 1-3 ③ K		D SL 88 C SL 81 B CU 80 C SI 93 X SL 83 2-2 2-H 1B	5	0	2	1	0	2	0
2 Ryan Theriot, R (1, 6) OBP: 0.393, SLG: 0.383	C SI 87 C SI 89 B SI 89 X 1-2 25 G1-4-3 1-2 1B		C SI 90 L SI 90 B FC 84 X SL 83 1-2 ③ G6-3			C SI 88 F SI 89 B SI 90 B SL 84 S FC 84 2-3 ① K			B FF 92 B FF 93 C FF 92 B FF 93 B FF 93 4-1 1 1B 16 BB 18 SF9 BB		3	1	1	0	1	1	0
25 Derrek Lee, R (1, 3) OBP: 0.354, SLG: 0.538	X SL 83 0-0 ① ② G1-4-3 1-2f 2-3			C SI 89 B SI 90 X SI 89 1-1 ① F8		F SL 82 B CH 85 B SL 84 C SI 89 B SL 83 X FC 84 3-2 ② G6-3			D CU 80 B FF 93 C FF 94 F FF 93 B SL 85 F FF 93 X SL 83 3-2 ① F7		4	0	0	0	0	0	3
16 Aramis Ramirez, R (1, 5) OBP: 0.418, SLG: 0.522 Ronny Cedeno, R (9, PR) OBP: 0.402, SLG: 0.444 (10, 4)	C SI 88 B SI 89 B SL 83 B SL 83 F SI 89 B SI 89 4-2 1 FC6 BB			B SL 82 B SI 90 B SL 82 B SI 89 4-0 1 1B BB		X SI 89 0-0 ③ L9			S SL 83 B SL 83 S FF 94 B FF 93 F SL 84 F SL 83 B FF 94 B FF 93 4-2 18 SF9 1 1B 1-2 BB		1 0	0 0	0 0	0 0	3 0	0 0	0 0
1 Kosuke Fukudome, L (1, 9) OBP: 0.407, SLG: 0.422	C SL 83 X SI 90 0-1 ③ FC6 1-2f			1 SAFE B SL 81 X SI 89 1-0 1-2 1B			B SL 82 C SL 82 B CH 84 B SL 81 C SI 88 X SI 90 3-2 ① G4-3		B SI 93 B SI 92 X SI 93 2-0 DI 1-2 2-3 1B		4	0	2	0	0	0	2
18 Geovany Soto, R (1, 2) OBP: 0.400, SLG: 0.569		B SL 82 X SL 82 1-0 ① L7		X SI 90 0-0 ② F6			C SI 89 B SL 83 F SI 90 B SL 83 B SI 90 X SI 90 3-2 G5-4-3 1B		B CU 77 B FF 93 S FF 93 B FF 92 S FF 93 X FF 92 3-2 ② SF9 2-3 3-H		3	0	1	1	0	0	2
Mark DeRosa, R (1, 4) OBP: 0.398, SLG: 0.450 (10, 5)		B SI 89 B SI 90 T SI 88 B SI 89 X SI 90 3-1 ② G5-3		C SI 89 S FC 84 B SL 83 T SI 90 1-2 ③ K			B SI 89 X SI 90 1-0 ② ③ G5-4-3 1-2f		B CU 78 F FF 93 B FF 93 B FF 92 S SL 81 F SL 83 F FF 93 X FF 90 3-2 ③ F9 1-2		4	0	0	0	0	1	5
9 Reed Johnson, R (1, 8) OBP: 0.337, SLG: 0.349		C SI 89 X SI 90 0-1 ③ G6-3			B SI 90 B SI 90 C SI 89 F SI 90 F SI 89 F SI 90 X SL 83 2-2 ① F7			B FF 97 B FF 96 C FF 95 F FF 96 S FF 98 2-3 ① K		C FF 91 X SL 85 0-1 ① F7	4	0	0	0	0	1	0
38 Carlos Zambrano, S (1, 1) OBP: 0.324, SLG: 0.459 6 Micah Hoffpauir, L (8, PH) OBP: 0.417, SLG: 0.545 58 Jose Ascanio, R (9, 1) Bob Howry, L (10, 1) 17 Mike Fontenot, L (10, PH) OBP: 0.354, SLG: 0.412			C SL 82 S CH 84 S CH 84 0-3 ① K		S SL 81 S CH 84 S CH 85 0-3 ② K			B FF 96 S FF 96 T FF 97 S FF 97 1-3 ② K		B CU 76 F FF 91 F SI 92 B SI 93 F SL 81 X SI 92 2-2 12 1B 2B	2 1 0 0 1	0 0 0 0 1	0 0 0 0 1	0 0 0 0 1	2 1 0 0 0	0 0 0 0 0	0 0 0 0 0
Inning Stats	R: 0 E: 0 K: 0 S: 9 H: 2 LOB: 2 BB: 1 P: 15	R: 0 E: 0 K: 0 S: 5 H: 0 LOB: 0 BB: 0 P: 9	R: 0 E: 0 K: 1 S: 10 H: 0 LOB: 0 BB: 0 P: 12	R: 0 E: 0 K: 1 S: 7 H: 1 LOB: 2 BB: 1 P: 14	R: 0 E: 0 K: 2 S: 11 H: 0 LOB: 0 BB: 0 P: 15	R: 0 E: 0 K: 1 S: 7 H: 0 LOB: 0 BB: 0 P: 12	R: 0 E: 0 K: 0 S: 7 H: 1 LOB: 0 BB: 0 P: 14	R: 0 E: 0 K: 3 S: 9 H: 0 LOB: 0 BB: 0 P: 13	R: 1 E: 0 K: 0 S: 18 H: 1 LOB: 3 BB: 2 P: 37	R: 1 E: 0 K: 0 S: 9 H: 2 LOB: 1 BB: 0 P: 13	1B: 6 2B: 1 3B: 0 HR: 0	SF: 1 SAC: 0 DP: 2 HBP: 0	WP: 0 PB: 0 SB: 0 CS: 0	PA: 37				

PITCHER		IP	WLS	BF	H	R	ER	SO	BB	IBB	HBP	BLK	WP	HR	S	P	ERA	WHIP
Derek Lowe, R ERA: 4.52	(1, 1)	7.0		25	4	0	0	5	2	0	0	0	0	0	56	91	0.00	0.857
51 Jonathan Broxton, R ERA: 4.03	(8, 1)	1.0	H	3	0	0	0	3	0	0	0	0	0	0	9	13	0.00	0.000
44 Takashi Saito, R ERA: 1.99	(9, 1)	1.0	B	6	1	1	1	0	2	0	0	0	0	0	18	37	9.00	3.000
Chan Ho Park, R ERA: 2.37	(10, 1)	0.1	L	3	2	1	1	0	0	0	0	0	0	0	9	13	27.00	6.000

PITCHER	IP	WLS	BF	H	R	ER	SO	BB	IBB	HBP	BLK	WP	HR	S	P	ERA	WHIP

BOTTOM

Los Angeles Dodgers @ Chicago Cubs

Wrigley Field, Chicago, IL

Wed May 28 2008, 7:05 PM CDT

Att. 39,945 - Clear - 56 F

livebaseballscorecards.com

AB	32
R	2
H	7
RBI	2
BB	4
SO	8
LOB	12

Colorado Rockies @ Chicago Cubs

Wrigley Field, Chicago, IL

Thu May 29 2008, 7:05 PM CDT

Att. 39,851 - Cloudy - 56 F

TOP

livebaseballscorecards.com

Batter	1	2	3	4	5	6	7	8	9	AB	R	H	RBI	BB	SO	LOB
22 Scott Podsednik, L (1, 8) OBP: 0.349, SLG: 0.319	C SI 90 B CH 83 B SI 91 B SI 90 X SI 90 3-1 G1-6-3		B SI 90 C SI 90 B SI 89 B SI 90 X SI 88 3-1 ① G4-3	B SI 90 C SI 90 D CH 82 C SI 91 X CH 84 2-2 ③ G3		C SL 82 C FF 91 F SL 85 F SL 87 B FF 91 F SL 84 X FF 91 1-2 17 BB 1-2 2-H 3-H 1B		C SL 81 B FF 93 B FF 92 C SL 80 F SL 81 T FF 92 2-2 ② K		3	0	0	0	0	0	1
Willy Taveras, R (6, PH) OBP: 0.313, SLG: 0.294 (6, 8)										2	0	1	2	0	1	0
25 Seth Smith, L (1, 9) OBP: 0.320, SLG: 0.458	C SL 81 B SL 82 X SI 91 1-1 27 FC6-4 1B		B SI 90 X SI 91 1-0 19 FC5 17 BB 1B		C SI 89 B SL 79 X CH 82 1-1 ① G3	S SL 85 F SL 85 F FF 90 C FF 90 0-3 ② K		B SL 83 C SL 81 F SL 80 S SL 80 1-3 ③ K		5	0	2	0	0	2	2
35 Taylor Buchholz, R (8, 1)										0	0	0	0	0	0	0
41 Alberto Arias, R (8, 1)										0	0	0	0	0	0	0
17 Todd Helton, L (1, 3) OBP: 0.408, SLG: 0.398	C SI 92 B CH 83 B SI 91 F SI 90 S CH 84 2-3 ② K		B SI 90 B CH 84 B SI 90 C SI 90 F SI 90 1 SAFE B CH 85 4-2 19 FC5 1-2 BB		C SI 90 F SL 78 F SI 91 B CH 84 X CH 86 1-2 27 G6-3 2B	C FF 91 B SI 89 C SL 85 B FF 90 B FF 90 F SL 83 F FF 91 D FF 90 4-2 1-2 2-3 BB			C FF 95 B FF 96 F FF 96 B FF 96 C CU 81 2-3 ① K	3	0	1	0	2	2	1
27 Garrett Atkins, R (1, 5) OBP: 0.350, SLG: 0.500	C SI 91 B SI 90 X SI 91 1-1 ③ FC6-4 1-2f		X SI 90 0-0 ② F7		B SI 91 B SI 91 X SI 91 2-0 ② G6-3 2-3	B SL 88 S SL 87 F SL 87 B FF 92 B SL 87 C SL 88 3-3 ③ K			C FF 96 C CU 84 F FF 95 F FF 96 S CU 82 0-3 ② K	5	0	0	0	0	2	7
19 Ryan Spilborghs, R (1, 7) OBP: 0.405, SLG: 0.505		C SI 89 B SI 91 F SL 82 B SI 90 B SI 89 X SL 83 3-2 24 F7 2B	F SI 90 B CH 85 X CH 85 1-1 ③ FC5 1-2 2-3f		B SI 92 B SI 91 B SI 91 C SI 90 X SI 91 3-1 ③ L4		S SL 87 X SL 87 0-1 24 S 24 2B 1B		C FF 96 X CU 84 0-1 24 DI 1B	5	1	3	0	0	0	3
24 Ian Stewart, L (1, 4) OBP: 0.381, SLG: 0.526		B CH 80 X SI 91 1-0 ① F7 2-3		X SL 82 0-0 8 SF8 3B		X SI 89 0-0 6 BB 8 1B 1B 1B	S SL 86 S CH 88 D SL 88 B FF 89 X FF 90 2-2 6 L8-4 1-H 2B		S FF 96 B FF 96 F FF 95 B FF 96 C CU 82 2-3 ③ K 1-2	5	2	3	1	0	1	2
8 Yorvit Torrealba, R (1, 2) OBP: 0.262, SLG: 0.331		X SI 91 0-0 E6	C SI 90 B CH 86 B SI 91 B SI 90 X SI 89 3-1 ① SF8 3-H			B SI 89 X SI 89 1-0 6 BB 1B 1-2 1B	M SL 88 L SL 88 X CH 87 0-2 ① G6-3			3	1	1	1	0	0	2
6 Omar Quintanilla, L (1, 6) OBP: 0.271, SLG: 0.343		B SI 90 F SI 92 S CH 85 S CH 86 1-3 ② K		X SL 82 0-0 E4 26 SH1-4		C CH 81 F SI 91 D CH 84 F CH 85 B SI 92 B SI 92 B SI 91 4-2 17 BB 1B 1-2 2-3 BB	B FF 92 S CH 86 X SL 88 1-1 ②③ L8-4 2-2			3	0	0	0	1	1	3
26 Jeff Francis, L (1, 1) OBP: 0.125, SLG: 0.125		B SL 85 B SI 90 C SI 89 X SI 89 2-1 ③ G5-3		X SI 89 0-0 ② SH1-4 1-2		B SI 90 C SI 91 S SL 84 F SL 84 B SI 91 S SL 84 2-3 ① K		C FF 93 B SL 82 X SL 82 1-1 ① F8		1	0	0	0	0	0	2
10 Jeff Baker, R (6, PH) OBP: 0.234, SLG: 0.261										1	0	0	0	0	1	3
60 Manny Corpas, R (6, 1)										0	0	0	0	0	0	0
34 Matt Herges, L (7, 1)										0	0	0	0	0	0	0
18 Cory Sullivan, L (8, PH) OBP: 0.200, SLG: 0.200										1	0	0	0	0	0	0
(8, 9)																

	AB	37
	R	4
	H	11
	RBI	4
	BB	3
	SO	10
	LOB	26

Inning Stats	1	2	3	4	5	6	7	8	9
	R: 0 E: 0 K: 1 S: 9 H: 1 LOB: 1 BB: 0 P: 16	R: 0 E: 1 K: 1 S: 10 H: 1 LOB: 2 BB: 0 P: 17	R: 0 E: 0 K: 0 S: 8 H: 1 LOB: 2 BB: 1 P: 17	R: 1 E: 1 K: 0 S: 8 H: 1 LOB: 1 BB: 0 P: 13	R: 0 E: 0 K: 0 S: 9 H: 1 LOB: 1 BB: 0 P: 16	R: 2 E: 0 K: 3 S: 26 H: 3 LOB: 3 BB: 2 P: 41	R: 1 E: 0 K: 0 S: 10 H: 2 LOB: 0 BB: 0 P: 13	R: 0 E: 0 K: 2 S: 9 H: 0 LOB: 0 BB: 0 P: 13	R: 0 E: 0 K: 3 S: 13 H: 1 LOB: 1 BB: 0 P: 17

	1B: 7	SF: 1	WP: 0	PA: 42
	2B: 4	SAC: 1	PB: 0	
	3B: 1	DP: 1	SB: 1	
	HR: 0	HBP: 0	CS: 0	

PITCHER		IP	WLS	BF	H	R	ER	SO	BB	IBB	HBP	BLK	WP	HR	S	P	ERA	WHIP
Jason Marquis, R ERA: 4.98	(1, 1)	5.1		27	7	3	3	3	2	0	0	0	0	0	53	95	5.06	1.688
48 Neal Cotts, L ERA:	(6, 1)	0.1	B	3	1	0	0	1	1	0	0	0	0	0	14	19	0.00	6.000
43 Michael Wuertz, R ERA: 3.12	(6, 1)	1.1	W	5	2	1	1	1	0	0	0	0	0	0	13	19	6.75	1.500
49 Carlos Marmol, R ERA: 1.59	(8, 1)	1.0	H	3	0	0	0	2	0	0	0	0	0	0	9	13	0.00	0.000
34 Kerry Wood, R ERA: 3.14	(9, 1)	1.0		4	1	0	0	3	0	0	0	0	0	0	13	17	0.00	1.000

PITCHER	IP	WLS	BF	H	R	ER	SO	BB	IBB	HBP	BLK	WP	HR	S	P	ERA	WHIP

Batter	1	2	3	4	5	6	7	8	9	AB	R	H	RBI	BB	SO	LOB
12 Alfonso Soriano, R (1, 7) OBP: 0.331, SLG: 0.543	B SI 86 F SI 85 F CH 78 X SI 87 1-2 ① F7	X CH 78 0-0 ③ F9		C SI 85 X CH 79 0-1 ③ G5-3			F CU 74 B CU 75 X FF 88 1-1 2 1B 25 E 1B	D SI 93 D CU 83 X SI 92 2-0 25 G6-4-3 1-H 2-H 1B		5	1	2	2	0	0	3
2 Ryan Theriot, R (1, 6) OBP: 0.402, SLG: 0.387	C SI 86 X SI 86 0-1 16 2B 1B	C CU 70 B SI 85 B SI 86 C SI 84 B CH 78 F SI 87 F SI 85 F SI 88 S CH 80 3-3 ① K			B CU 70 B SI 84 B SI 84 B SI 86 4-0 BB		X SI 88 0-0 25 E 18 SF9 1-3 1B	B FF 91 D FF 90 B FF 91 B FF 91 4-0 25 G6-4-3 BB		3	2	2	0	2	1	0
25 Derrek Lee, R (1, 3) OBP: 0.351, SLG: 0.544	F SI 84 1 SAFE B SI 85 C SI 87 B SI 86 F SI 88 B CH 78 X SI 86 3-2 ② F8		S SI 85 X SI 86 0-1 HR		B CH 78 B SI 84 C SI 86 C CH 78 S SI 87 2-3 ① K		S CH 80 B CH 80 B SI 88 B SI 88 S CH 79 1 SAFE 1 SAFE X SI 88 3-2 E1 16 HBP 1-3 3-H	C FF 92 B FF 92 B FF 91 X FF 92 2-1 ①② G6-4-3 1-2f 2-3		5	1	1	1	0	1	5
16 Aramis Ramirez, R (1, 5) OBP: 0.418, SLG: 0.522	1 SAFE S CH 78 X SI 86 0-1 1-H 2B	B CH 80 F CH 80 F SI 87 B CU 69 X SI 85 2-2 ② G6-3			B CH 78 1 SAFE B SI 87 S SI 83 1 SAFE B CH 78 X SI 84 3-1 ② F8		B SI 87 B SI 88 C CH 79 H SI 88 3-1 1-2 HBP	C SL 81 X SL 80 0-1 ③ P5		4	0	1	1	0	0	3
18 Geovany Soto, R (1, 2) OBP: 0.392, SLG: 0.559	X CU 70 0-0 ③ F7	B CH 78 F CH 78 F SI 87 C CU 71 1-3 ③ K			1 SAFE B CH 78 B SI 86 X CH 82 2-0 ③ G5-3		B CU 74 C CU 74 B SI 88 S CH 80 F SI 88 F SI 88 X SI 88 2-2 ② SF9 3-H			3	0	0	1	0	1	2
1 Kosuke Fukudome, L (1, 9) OBP: 0.409, SLG: 0.426		B SI 85 B CU 70 C SI 86 C CH 80 B SI 88 B CH 80 4-2 9 1B BB		C CU 70 B SI 85 B CH 78 C SI 86 X CH 79 2-2 9 1B 2B		X SI 90 0-0 ① G4-3	B SI 88 C SI 88 B CH 80 C CH 79 F SI 88 F CH 80 F CH 79 C SI 87 2-3 ③ K			3	1	1	0	1	1	2
Mark DeRosa, R (1, 4) OBP: 0.400, SLG: 0.453 Ronny Cedeno, R (8, PR) OBP: 0.402, SLG: 0.444 (9, 4)	X SI 87 0-0 ① F9	F SI 85 B SI 86 F SI 85 B CU 69 B SI 85 S SI 84 3-3 ① K		C SI 91 T SL 78 B SI 90 B SL 81 B SI 91 B SI 92 4-2 9 L5-3 BB			C FF 92 B SI 92 B CU 81 F SI 91 F CU 80 F SI 93 F SI 93 B CU 82 F SI 92 3-2 F FF 92 X FF 92 9 SH 6 1B 2B		3 0	0 1	1 0	0 0	1 0	1 0	2 0
9 Reed Johnson, R (1, 8) OBP: 0.343, SLG: 0.356	1 SAFE B CH 77 X SI 85 1-0 1-2 1B		F CH 78 X SI 85 0-1 SH5-4	B SI 90 1 SAFE F SI 90 P PO 88 X SI 89 2-1 ②③ L5-3 1-1			X SI 91 0-0 SH 12 S 6 1B 12 1B 2-3			3	1	2	1	0	0	1
Jason Marquis, L (1, 1) OBP: 0.238, SLG: 0.263 48 Neal Cotts, L (6, 1) 43 Michael Wuertz, R (6, 1) 17 Mike Fontenot, L (7, PH) OBP: 0.350, SLG: 0.406 49 Carlos Marmol, R (8, 1) 6 Micah Hoffpauir, L (8, PH) OBP: 0.462, SLG: 0.583 34 Kerry Wood, R (9, 1)	C CU 70 L SI 86 L CU 70 0-3 ② K		1 SAFE B SI 86 B SI 85 1 SAFE 1 SAFE L SI 85 1 SAFE X SI 85 2-1 ② SH5-4 1-2			B SI 88 C SI 87 F SI 88 B CH 79 S CH 79 2-3 ① K	X SI 93 0-0 12 S 12 1B 1-2 3-H 1B		1 0 0 1 0 1 0	0 0 0 0 0 1 0	0 0 0 0 0 1 0	0 0 0 0 0 0 0	1 0 0 0 0 0 0	2 0 0 0 0 0 0	
Inning Stats	R: 1 E: 0 K: 0 S: 12 H: 2 LOB: 1 BB: 0 P: 16	R: 0 E: 0 K: 1 S: 8 H: 1 LOB: 2 BB: 1 P: 13	R: 1 E: 0 K: 2 S: 14 H: 1 LOB: 0 BB: 0 P: 20	R: 1 E: 0 K: 1 S: 12 H: 2 LOB: 1 BB: 0 P: 19	R: 0 E: 0 K: 1 S: 6 H: 0 LOB: 1 BB: 1 P: 17	R: 0 E: 0 K: 0 S: 6 H: 0 LOB: 0 BB: 1 P: 11	R: 2 E: 1 K: 2 S: 21 H: 2 LOB: 2 BB: 0 P: 34	R: 3 E: 1 K: 0 S: 15 H: 3 LOB: 2 BB: 1 P: 26		1B: 7 2B: 4 3B: 0 HR: 1	SF: 1 SAC: 2 DP: 2 HBP: 1			WP: 0 PB: 0 SB: 2 CS: 0	PA: 40	

PITCHER		IP	WLS	BF	H	R	ER	SO	BB	IBB	HBP	BLK	WP	HR	S	P	ERA	WHIP
26 Jeff Francis, L ERA: 6.12	(1, 1)	5.0		23	6	3	3	5	2	0	0	0	0	1	52	85	5.40	1.600
60 Manny Corpas, R ERA: 5.6	(6, 1)	1.0		3	0	0	0	0	1	0	0	0	0	0	6	11	0.00	1.000
34 Matt Herges, R ERA: 3.64	(7, 1)	1.0	L	7	2	2	0	2	0	0	1	0	0	0	21	34	0.00	2.000
35 Taylor Buchholz, R ERA: 1.84	(8, 1)	0.0		4	3	3	2	0	0	0	0	0	0	0	11	16	∞	∞
41 Alberto Arias, R ERA: 3.18	(8, 1)	1.0		3	0	0	0	0	1	0	0	0	0	0	4	10	0.00	1.000

PITCHER	IP	WLS	BF	H	R	ER	SO	BB	IBB	HBP	BLK	WP	HR	S	P	ERA	WHIP

BOTTOM

Colorado Rockies @ Chicago Cubs

Wrigley Field, Chicago, IL

Thu May 29 2008, 7:05 PM CDT

Att. 39,851 - Cloudy - 56 F

livebaseballscorecards.com

AB	32
R	8
H	11
RBI	7
BB	4
SO	7
LOB	20

Batter	1	2	3	4	5	6	7	8	9	AB	R	H	RBI	BB	SO	LOB
Willy Taveras, R (1, 8) OBP: 0.311, SLG: 0.293	B CH 82 X CH 82 1-0 21 1B 17 HR 1B	C CH 82 S CH 75 S CH 75 0-3 ② K		C SL 80 B SI 87 B FF 88 C SI 87 B SL 82 X SI 87 3-2 ① F9		X SL 83 0-0 ① G6-3		C SL 82 C SL 81 C SL 82 0-3 ② K		4	1	1	0	0	1	0
25 Seth Smith, L (8, PH) OBP: 0.308, SLG: 0.440										1	0	0	0	0	1	0
35 Taylor Buchholz, R (8, 1)										0	0	0	0	0	0	0
21 Jonathan Herrera, S (1, 4) OBP: 0.294, SLG: 0.313	1 SAFE C CH 81 D CH 73 1 SAFE B CH 82 F CH 81 F FF 84 1 SAFE F FF 85 2-2 F SL 79 1 SAFE X CU 64 1-3 17 HR 1B	B CH 82 C SL 80 S CH 81 B FF 84 F CH 83 B CH 73 X CH 83 3-2 ③ F9		B SI 88 F FF 88 X SL 82 1-1 ② G6-3		C FF 87 S SL 82 X FF 87 0-2 3B		F FF 93 F FF 94 C SL 81 0-3 ③ K		5	1	2	0	0	1	0
19 Ryan Spilborghs, R (1, 7) OBP: 0.405, SLG: 0.523	1 SAFE F CH 83 T FF 83 X CU 68 0-2 ① L5		C SL 78 C CH 80 S CH 75 0-3 ① K	S SL 82 B SL 81 B SI 88 X SL 83 2-1 HR		B SI 87 X SI 88 1-0 ② G5-3			B CU 82 S FF 96 B FF 96 B FF 96 C CU 82 F FF 95 B CU 82 4-2 27 L4-6-3 BB	4	1	1	1	1	1	3
27 Garrett Atkins, R (1, 5) OBP: 0.342, SLG: 0.488	B SL 78 X FF 84 1-0 ② F9		C CH 75 X CH 81 0-1 E8 20 HR	C FF 88 C FF 88 X SL 83 0-2 ③ P4		B SL 84 X SL 82 1-0 ③ G1-3			B CU 84 B FF 97 B FF 95 C FF 96 X FF 96 3-1 ① ② L4-6-3 1-1	5	1	0	0	0	0	4
17 Todd Helton, L (1, 3) OBP: 0.403, SLG: 0.408	1 SAFE B FF 84 S SL 80 X FF 87 1-1 1-H 3-H HR		B CH 80 C CH 74 X SL 76 1-1 ② F8		B FF 87 X FF 86 1-0 ① F8		X FF 86 0-0 ① P4		C CU 84 X FF 96 0-1 ③ F9	5	1	1	3	0	0	1
20 Chris Iannetta, R (1, 2) OBP: 0.354, SLG: 0.541	B SL 80 C SL 78 B CH 79 C SL 80 X SL 81 2-2 10 2B 2B		B SL 80 X FF 84 1-0 2-H HR		S SL 81 S SL 82 B FF 87 S FF 87 1-3 ② K		T SL 81 S SL 82 B SL 81 B SL 80 B FF 87 F SL 82 X SL 80 3-2 ② P3			4	2	2	2	0	1	0
10 Jeff Baker, R (1, 9) OBP: 0.272, SLG: 0.356	B SL 82 X FF 85 1-0 2-H 2B		F FF 84 X FF 84 0-1 6 1B 2B	B SL 82 C FF 88 F FF 88 B SL 82 F FF 88 F SI 88 B SL 82 X FF 89 3-2 6 1B 2B			C FF 87 X SL 83 0-1 2B			4	2	4	1	0	0	0
18 Cory Sullivan, L (7, 9) OBP: 0.200, SLG: 0.200										0	0	0	0	0	0	0
6 Omar Quintanilla, L (1, 6) OBP: 0.284, SLG: 0.352	C SL 80 B CU 66 X SL 80 1-1 ③ L4		C SL 80 C CH 81 X CU 68 0-2 2-H 1B	F CH 83 B SI 87 X CH 84 1-1 2-H 1B			S SL 82 B FF 91 B SL 83 C FF 91 B FF 92 S SL 83 3-3 ③ K			4	0	2	2	0	1	2
28 Aaron Cook, R (1, 1) OBP: 0.259, SLG: 0.200		B CH 81 C CH 80 S CH 74 X CH 74 1-2 ① P6	S FF 85 B CU 69 S FF 86 F CU 70 C FF 87 1-3 ③ K	C SI 88 X SL 81 0-1 ③ P4				B FF 93 S FF 92 F FF 92 C SL 81 1-3 ① K		3	0	0	0	0	1	2
60 Manny Corpas, R (7, 1)										0	0	0	0	0	0	0
49 Jason Grilli, R (7, 1)										0	0	0	0	0	0	0
22 Scott Podsednik, L (8, PH) OBP: 0.345, SLG: 0.315 (8, 8)										1	0	0	0	0	1	0
Inning Stats	R: 4 E: 0 K: 0 S: 19 H: 5 LOB: 1 BB: 0 P: 28	R: 0 E: 0 K: 1 S: 10 H: 0 LOB: 0 BB: 0 P: 14	R: 3 E: 1 K: 2 S: 17 H: 3 LOB: 1 BB: 0 P: 20	R: 1 E: 0 K: 0 S: 10 H: 1 LOB: 0 BB: 0 P: 16	R: 1 E: 0 K: 1 S: 13 H: 2 LOB: 1 BB: 0 P: 19	R: 0 E: 0 K: 0 S: 6 H: 1 LOB: 1 BB: 0 P: 8	R: 0 E: 0 K: 1 S: 10 H: 1 LOB: 1 BB: 0 P: 16	R: 0 E: 0 K: 3 S: 9 H: 0 LOB: 0 BB: 0 P: 10	R: 0 E: 0 K: 0 S: 7 H: 0 LOB: 0 BB: 1 P: 14	1B: 4 2B: 6 3B: 1 HR: 3 SF: 0 SAC: 0 DP: 1 HBP: 0						

TOP

Colorado Rockies @ Chicago Cubs

Wrigley Field, Chicago, IL

Fri May 30 2008, 1:20 PM CDT

Att. 39,686 - Cloudy - 67 F

livebaseballscorecards.com

AB	40
R	9
H	13
RBI	9
BB	1
SO	8
LOB	12

PITCHER		IP	WLS	BF	H	R	ER	SO	BB	IBB	HBP	BLK	WP	HR	S	P	ERA	WHIP
30 Ted Lilly, L ERA: 5.54	(1, 1)	3.0		18	8	7	4	3	0	0	0	0	0	2	46	62	12.00	2.667
32 Jon Lieber, R ERA: 3.52	(4, 1)	3.2		16	5	2	2	1	0	0	0	0	0	1	36	53	4.91	1.364
47 Scott Eyre, L ERA:	(7, 1)	0.1	W	1	0	0	0	1	0	0	0	0	0	0	3	6	0.00	0.000
49 Carlos Marmol, R ERA: 1.54	(8, 1)	1.0	H	3	0	0	0	3	0	0	0	0	0	0	9	10	0.00	0.000
34 Kerry Wood, R ERA: 3.03	(9, 1)	1.0	S	3	0	0	0	0	1	0	0	0	0	0	7	14	0.00	1.000

PITCHER	IP	WLS	BF	H	R	ER	SO	BB	IBB	HBP	BLK	WP	HR	S	P	ERA	WHIP

BOTTOM

Colorado Rockies @ Chicago Cubs

Wrigley Field, Chicago, IL

Fri May 30 2008, 1:20 PM CDT

Att. 39,686 - Cloudy - 67 F

livebaseballscorecards.com

Batter	1	2	3	4	5	6	7	8	9	AB	R	H	RBI	BB	SO	LOB
12 Alfonso Soriano, R (1, 7) OBP: 0.328, SLG: 0.533	C SI 88 B SI 90 X SI 89 1-1 ① G4-3		F SI 90 S SI 85 T SI 92 0-2 ② K		F SI 90 X SI 91 0-1 17 HBP 1B		B SI 89 F SI 90 X SL 84 1-1 ① L6	X FF 90 0-0 ① G2-3		5	0	1	0	0	1	0
17 Mike Fontenot, L (1, 4) OBP: 0.353, SLG: 0.397	C SI 88 B SL 81 B SI 90 F SI 89 X SI 91 2-2 ② G6-3		C SI 91 X SI 91 0-1 ③ F7		C SI 90 T SI 90 H SI 92 1-2 25 G4-6-3 1-2 HBP		C SL 81 F SI 90 B SI 92 X SI 92 1-2 HR 1B	B CU 76 B SI 90 X SI 91 2-0 ② G3		4	1	1	0	0	0	0
25 Derrek Lee, R (1, 3) OBP: 0.355, SLG: 0.546 Henry Blanco, R (6, 2) OBP: 0.405, SLG: 0.441	F SL 82 F SL 83 F SI 93 B SI 91 X SI 90 1-2 1B			C SI 88 B SI 90 B SI 91 B SI 89 X SI 90 3-1 1 BB 1B SF9 1B	X SI 92 0-0 ② ③ G4-6-3 1-2f		B SI 90 F SI 91 X SL 84 1-1 1-H HR	X FF 91 0-0 1B		3 2	1 1	2 2	0 2	0 0	0 0	2 0
18 Geovany Soto, R (1, 2) OBP: 0.389, SLG: 0.553 6 Micah Hoffpauir, L (6, 3) OBP: 0.500, SLG: 0.667	F SL 84 B SL 85 B SI 89 X SI 90 2-1 ③ L4			X SI 90 0-0 ① F9		C SL 80 B CU 79 X SI 90 1-1 1 HR 2B	X SI 92 0-0 1 1B 2B 1B	S CU 78 D CU 80 F FF 91 S CU 81 1-3 ③ K		2 3	0 2	0 2	0 1	0 0	0 1	2 1
1 Kosuke Fukudome, L (1, 9) OBP: 0.415, SLG: 0.446		B SI 89 F SL 81 X SI 89 1-1 ① G4-3		C SI 89 F SI 89 B SI 91 B SI 91 B SI 90 B SL 83 4-2 SF9 1B 1-2 BB	B SI 91 F SI 91 B SI 92 X SI 92 2-1 2-H HR	C SI 91 B SI 91 B SI 91 C SL 81 X SL 80 2-2 1-2 2B 1B				3	2	2	2	1	0	0
Jim Edmonds, L (1, 8) OBP: 0.260, SLG: 0.263		C SI 91 B SI 90 C SI 91 B SI 84 X SL 84 2-2 ② G3-1		X SI 92 0-0 1-2 2-3 1B	F SI 92 B SI 93 S SI 93 F SI 93 B SI 93 X SL 83 2-2 HR	F SI 91 B SI 92 X SL 81 1-1 1-H 2-H HR 2B				4	2	3	3	0	0	0
Mark DeRosa, R (1, 5) OBP: 0.397, SLG: 0.469		C SL 84 X SI 90 0-1 E9		B SI 90 X SI 91 1-0 ② SF9 2-3 3-H	X SI 91 0-0 ① G6-3	C SI 92 B SI 92 B SL 84 F SI 91 B SI 91 X SL 82 3-2 2-H HR				3	1	1	3	0	0	0
Ronny Cedeno, R (1, 6) OBP: 0.385, SLG: 0.424		X SI 90 0-0 ③ G4-3		F FF 85 F SI 90 X SL 86 0-2 ③ G3	B F F X 1-2 ② G6-3	C FF 94 X SL 85 0-1 ② G6-3				4	0	0	0	0	0	3
30 Ted Lilly, L (1, 1) OBP: 0.278, SLG: 0.294 38 Carlos Zambrano, S (3, PH) OBP: 0.316, SLG: 0.447 32 Jon Lieber, L (4, 1) 47 Scott Eyre, L (7, 1) Jason Marquis, L (7, PH) OBP: 0.227, SLG: 0.250 49 Carlos Marmol, R (8, 1) 34 Kerry Wood, R (9, 1)			C SL 81 X SI 92 0-1 ① G4-3		B SI 89 C SI 89 C SL 81 C SI 90 1-3 ① K	C SI 90 B SI 89 S SI 90 B SI 90 C SI 90 2-3 ③ K	B FF 93 S FF 94 C FF 94 S SL 84 1-3 ③ K			0 1 2 0 1 0 0	0 0 0 0 0 0 0	0 0 0 0 0 0 0	0 0 0 0 0 0 0	0 0 2 0 0 1 0	0 0 0 0 0 0 0	0 0 0 0 0 0 0
Inning Stats	R: 0 E: 0 K: 0 S: 11 H: 1 LOB: 1 BB: 0 P: 17	R: 0 E: 1 K: 0 S: 8 H: 0 LOB: 1 BB: 0 P: 11	R: 0 E: 0 K: 1 S: 7 H: 0 LOB: 0 BB: 0 P: 7	R: 1 E: 0 K: 0 S: 10 H: 2 LOB: 2 BB: 1 P: 18	R: 0 E: 0 K: 1 S: 8 H: 1 LOB: 1 BB: 0 P: 10	R: 3 E: 0 K: 1 S: 15 H: 3 LOB: 0 BB: 0 P: 23	R: 6 E: 0 K: 1 S: 21 H: 6 LOB: 0 BB: 0 P: 31	R: 0 E: 0 K: 1 S: 6 H: 1 LOB: 1 BB: 0 P: 9		1B: 8 2B: 2 3B: 0 HR: 4 SF: 1 SAC: 0 DP: 1 HBP: 1				WP: 0 PB: 0 SB: 0 CS: 0 PA: 40	

	AB	37
	R	10
	H	14
	RBI	10
	BB	1
	SO	5
	LOB	8

PITCHER	IP	WLS	BF	H	R	ER	SO	BB	IBB	HBP	BLK	WP	HR	S	P	ERA	WHIP
28 Aaron Cook, R (1, 1) ERA: 3.36	6.1		31	10	7	7	3	1	0	1	0	0	3	67	97	9.95	1.737
60 Manny Corpas, R (7, 1) ERA: 6.59	0.0	L	3	3	3	3	0	0	0	0	0	0	1	8	14	∞	∞
49 Jason Grilli, R (7, 1) ERA: 3.45	0.2		2	0	0	0	1	0	0	0	0	0	0	5	6	0.00	0.000
35 Taylor Buchholz, R (8, 1) ERA: 1.78	1.0		4	1	0	0	1	0	0	0	0	0	0	6	9	0.00	1.000

PITCHER	IP	WLS	BF	H	R	ER	SO	BB	IBB	HBP	BLK	WP	HR	S	P	ERA	WHIP

Batter	1	2	3	4	5	6	7	8	9	AB	R	H	RBI	BB	SO	LOB
Willy Taveras, R (1, 8) OBP: 0.309, SLG: 0.291	C SI 89 X SI 91 0-1 ① F8	C FF 91 C SL 84 B FF 91 X SL 83 1-2 1B		C SI 91 F FF 92 B SI 91 B SI 91 X SI 92 2-2 ③ G5-3			C FF 91 B FF 91 B FF 89 X FF 87 2-1 ② L9		C SL 80 C SL 80 C SL 78 0-3 ③ K	5	0	1	0	0	1	0
25 Seth Smith, L (1, 9) OBP: 0.267, SLG: 0.379 29 Jorge De La Rosa, L (7, 1) 49 Jason Grilli, R (8, 1)	C FF 90 F FF 91 B FS 83 X FS 83 1-2 ② G3-1	1 SAFE B SI 91 B SI 91 X FS 80 2-0 ③ L3			X SI 91 0-0 ① G6-3		X SL 85 0-0 ③ G1-3			4 0 0	0 0 0	0 0 0	0 0 0	0 0 0	0 0 0	1 0 0
17 Todd Helton, L (1, 3) OBP: 0.413, SLG: 0.426	B SI 92 B FF 92 B SI 91 B SI 90 4-0 19 BB BB	B SI 91 B SL 85 B SI 92 C FF 91 C SL 85 B FF 92 4-2 19 HBP BB			B FF 91 X FS 83 1-0 HR			C FF 88 S SL 86 B SL 86 B FF 90 B FF 90 F SL 81 B FF 90 4-2 BB		1	1	1	1	3	0	0
19 Ryan Spilborghs, R (1, 7) OBP: 0.411, SLG: 0.519 18 Cory Sullivan, L (6, 7) OBP: 0.167, SLG: 0.167 (7, 9)	B FF 92 B SL 84 C SI 91 B SL 86 B SI 92 4-1 1-2 BB	F SI 91 H SI 92 1-1 1-2 HBP			C SL 84 S SL 84 F SL 83 B SI 91 S SL 84 1-3 ② K			C SL 84 S FF 91 S FF 90 0-3 ① K		1 1	0 0	0 0	0 0	1 0	1 1	0 1
24 Ian Stewart, L (1, 5) OBP: 0.333, SLG: 0.455 27 Garrett Atkins, R (8, PH) OBP: 0.341, SLG: 0.486 (8, 5)	C FS 84 S FS 84 D FS 83 F FF 90 S FF 90 1-3 ③ K	B F C S 1-3 ① K			C SL 83 S FF 90 F SI 91 B SL 84 S FF 92 1-3 ③ K			C SL 84 F SI 93 F SL 84 F SL 84 C SI 93 0-3 ② K		3 1	0 0	0 0	0 0	0 0	3 1	4 1
20 Chris Iannetta, R (1, 2) OBP: 0.340, SLG: 0.517		F FF 90 X SL 83 0-1 ① F8	B SI 91 C SL 85 B SL 85 C SL 86 B SI 92 S SL 86 3-3 ② K			S SL 85 B SL 86 B FF 92 B SL 87 S SL 86 F SL 87 S SL 85 3-3 ① K		F SL 84 B SL 84 S SL 84 B SL 85 X SL 84 2-2 ③ F8		4	0	0	0	0	2	3
10 Jeff Baker, R (1, 4) OBP: 0.274, SLG: 0.347 21 Jonathan Herrera, S (6, 4) OBP: 0.288, SLG: 0.306		C SL 84 B SL 83 C SL 83 B SL 83 B SI 90 F SL 84 F SI 92 B SL 85 4-2 6 WP 6 HR BB	F SL 86 B SI 92 S FS 84 F FS 85 B SI 91 B SL 86 C FS 84 3-3 ③ K			C SL 79 X SL 87 0-1 ② G1-3			B FF 93 B FF 92 B FF 90 C FF 93 C FF 91 F FF 93 F SL 79 S SL 80 3-3 ① K	2 1	1 0	0 0	0 0	1 0	1 1	2 0
6 Omar Quintanilla, L (1, 6) OBP: 0.282, SLG: 0.387		C SI 90 S SI 91 B FS 79 X FS 83 1-2 1-H HR		S SI 92 B SI 92 B SI 91 S SI 92 T SI 92 2-2 ① K		B FF 92 C SL 87 X SL 87 1-1 ③ G4-3			C FF 93 B SL 81 X SL 79 1-1 ② F9	4	1	1	2	0	1	0
32 Glendon Rusch, L (1, 1) 41 Alberto Arias, R (5, 1) 22 Scott Podsednik, L (7, PH) OBP: 0.349, SLG: 0.360 (7, 7)		B SI 93 X FF 92 1-0 ② G6-3		B FF 93 X SI 92 1-0 ② G1-3			B FF 90 F FF 89 B SL 82 B FF 90 X FF 87 3-1 ① G6-3		B FF 93 B FF 92 C SL 79 X FF 92 2-1 HR	2 0 2	0 0 1	0 0 1	0 0 1	0 0 0	0 0 0	0 0 0
Inning Stats	R: 0 H: 0 E: 0 LOB: 2 K: 1 BB: 2 S: 10 P: 20	R: 2 H: 2 E: 0 LOB: 1 K: 0 BB: 1 S: 14 P: 23	R: 0 H: 0 E: 0 LOB: 2 K: 3 BB: 1 S: 13 P: 25	R: 0 H: 0 E: 0 LOB: 0 K: 1 BB: 0 S: 7 P: 12	R: 1 H: 1 E: 0 LOB: 0 K: 2 BB: 0 S: 10 P: 13	R: 0 H: 0 E: 0 LOB: 0 K: 1 BB: 0 S: 8 P: 12	R: 0 H: 0 E: 0 LOB: 0 K: 0 BB: 0 S: 5 P: 10	R: 0 H: 0 E: 0 LOB: 1 K: 2 BB: 1 S: 14 P: 20	R: 1 H: 1 E: 0 LOB: 0 K: 2 BB: 0 S: 12 P: 18	1B: 1 2B: 0 3B: 0 HR: 3	SF: 0 SAC: 0 DP: 0 HBP: 1					

PITCHER		IP	WLS	BF	H	R	ER	SO	BB	IBB	HBP	BLK	WP	HR	S	P	ERA	WHIP
46 Ryan Dempster, R ERA: 2.75	(1, 1)	5.0	W	23	3	3	3	7	4	0	1	0	1	2	54	93	5.40	1.400
43 Michael Wuertz, R ERA: 3.0	(6, 1)	1.0	H	3	0	0	0	1	0	0	0	0	0	0	8	12	0.00	0.000
48 Neal Cotts, L ERA:	(7, 1)	1.1	H	5	0	0	0	1	1	0	0	0	0	0	11	20	0.00	0.750
Bob Howry, R ERA: 4.71	(8, 1)	0.2	H	2	0	0	0	1	0	0	0	0	0	0	8	10	0.00	0.000
49 Carlos Marmol, R ERA: 1.75	(9, 1)	1.0	S	4	1	1	1	2	0	0	0	0	0	1	12	18	9.00	1.000

PITCHER	IP	WLS	BF	H	R	ER	SO	BB	IBB	HBP	BLK	WP	HR	S	P	ERA	WHIP

TOP

Colorado Rockies @ Chicago Cubs

Wrigley Field, Chicago, IL

Sat May 31 2008, 12:05 PM CDT

Att. 41,529 - Partly Cloudy - 72 F

livebaseballscorecards.com

AB	31
R	4
H	4
RBI	4
BB	5
SO	12
LOB	12

1B: 1	SF: 0	WP: 1	PA: 37
2B: 0	SAC: 0	PB: 0	
3B: 0	DP: 0	SB: 0	
HR: 3	HBP: 1	CS: 0	

BOTTOM

Colorado Rockies @ Chicago Cubs

Wrigley Field, Chicago, IL

Sat May 31 2008, 12:05 PM CDT

Att. 41,529 - Partly Cloudy - 72 F

livebaseballscorecards.com

Batter	1	2	3	4	5	6	7	8	9	AB	R	H	RBI	BB	SO	LOB
12 Alfonso Soriano, R (1, 7) OBP: 0.335, SLG: 0.549 49 Carlos Marmol, R (9, 1)	B FF 86 F FF 87 F SL 79 X SI 88 1-2 ① F9	C SL 80 T CH 80 X FF 90 0-2 2-H HR		X SL 80 0-0 3-H 2 FC4-6 1B		S SL 82 S SL 81 X SL 80 0-2 ② F9 2-3		H SL 86 1-0 2 S HBP		4 0	1 0	2 0	3 0	0 0	0 0	1 0
2 Ryan Theriot, R (1, 6) OBP: 0.402, SLG: 0.384	F FF 88 F FF 89 B FF 89 F SL 80 B SI 89 X FF 90 2-2 16 F9 25 1B 1B	B FF 89 C SL 80 S SL 82 B SL 82 F FF 90 B CH 81 X FF 89 3-2 ③ G5-3		C SI 88 C FF 88 B CH 80 B SL 80 X FF 89 2-2 ② FC4-6 1-2f		B SL 82 B FF 92 X FF 91 2-0 ③ G5-3		B SL 84 B SL 84 B SL 84 B FF 92 4-0 1-2 BB	4	0	1	0	1	0	2
25 Derrek Lee, R (1, 3) OBP: 0.352, SLG: 0.538	C FF 88 B CH 80 B SI 88 F FF 87 F FF 89 F CH 80 X FF 90 2-2 1-2 1B		C FF 87 C FF 88 B SL 80 F FF 89 C SL 80 1-3 ① K	B SL 80 B SI 88 S SL 80 1 SAFE F FF 88 X SL 78 2-2 ③ G5-3			B CU 72 F FF 93 B FF 94 S FS 84 B SL 86 S FS 87 3-3 ① K	C FF 94 S SL 84 D SL 86 C FF 94 1-3 ③ K		5	0	1	0	0	3	4
16 Aramis Ramirez, R (1, 5) OBP: 0.419, SLG: 0.524	B SL 81 F SL 80 X CH 81 1-1 ② F9 2-3		F FF 88 B FF 88 X FF 88 1-1 18 2B 2B		B SL 77 B SL 87 B FF 87 B FF 88 4-0 FC5-4 BB		F FF 95 C CU 76 B FF 94 X SL 86 1-2 ② P2			3	1	1	0	1	0	2
18 Geovany Soto, R (1, 2) OBP: 0.391, SLG: 0.563 Bob Howry, L (8, 1) Jim Edmonds, L (9, 8) OBP: 0.260, SLG: 0.263	F SL 81 F FF 89 X FF 89 0-2 ③ F9		B SL 80 X SI 88 1-0 1 G4-3 2-H 2B		B SL 79 C SL 79 F FF 87 D CH 80 S CH 81 2-3 ① K		B FF 95 S FS 85 X FS 84 1-1 2B			4 0 0	0 0 0	2 0 0	1 0 0	0 0 0	1 0 0	3 0 0
1 Kosuke Fukudome, L (1, 9) OBP: 0.412, SLG: 0.442		F FF 87 B SL 78 C SL 81 X FF 88 1-2 46 2B 1B	F SL 81 X SL 82 0-1 ② G4-3 2-3		B FF 88 C FF 88 X FF 88 1-1 ② F7		C FF 95 C SL 83 B CU 77 S SL 85 1-3 ③ K			4	1	1	0	0	1	3
Mark DeRosa, R (1, 4) OBP: 0.392, SLG: 0.461 43 Michael Wuertz, R (6, 1) 48 Neal Cotts, L (7, 1) Henry Blanco, R (8, 2) OBP: 0.395, SLG: 0.429		B FF 88 X FF 89 1-0 ① P3	B FF 89 B SL 79 C FF 89 T SL 81 S SL 80 2-3 ③ K		D SL 81 X FF 91 1-0 ③ FC5-4 1-2f			C FS 81 B FF 92 F FS 83 B CU 74 S SL 86 2-3 ① K		3 0 0 1	0 0 0 0	0 0 0 0	0 0 0 0	1 0 0 1	3 0 0 0	3 0 0 0
9 Reed Johnson, R (1, 8) OBP: 0.347, SLG: 0.362 (9, 7)		C SL 80 F SI 90 1 SAFE S SL 81 0-3 ② K		F FF 87 X FF 88 0-1 46 SH5-4 12 1B 2B		B SL 80 B FF 91 B FF 90 C FF 91 F FF 91 X FF 92 3-2 ① G6-3		B CU 70 B FF 93 B FF 93 C FF 92 B FS 83 4-1 17 G3 17 WP BB		3	1	1	0	1	1	1
46 Ryan Dempster, R (1, 1) OBP: 0.182, SLG: 0.227 17 Mike Fontenot, L (6, 4) OBP: 0.356, SLG: 0.413		X FF 88 0-0 1-H 12 HR 2B		C SL 78 X SL 79 0-1 ① SH5-4 2-3		C SL 81 B SL 79 B FF 92 X FF 92 2-1 12 F9 2B		B FF 93 F FS 82 B FF 93 X FF 93 2-1 ② G3 1-3		1 2	1 0	1 1	1 0	0 0	0 0	0 1
Inning Stats	R: 0 E: 0 K: 0 S: 17 H: 2 LOB: 2 BB: 0 P: 23	R: 3 E: 0 K: 1 S: 15 H: 3 LOB: 0 BB: 0 P: 20	R: 1 E: 0 K: 2 S: 12 H: 2 LOB: 1 BB: 0 P: 17	R: 1 E: 0 K: 0 S: 11 H: 2 LOB: 1 BB: 0 P: 15	R: 0 E: 0 K: 1 S: 6 H: 0 LOB: 1 BB: 1 P: 14	R: 0 E: 0 K: 0 S: 9 H: 1 LOB: 1 BB: 0 P: 16	R: 0 E: 0 K: 2 S: 11 H: 1 LOB: 1 BB: 0 P: 17	R: 0 E: 0 K: 2 S: 9 H: 0 LOB: 3 BB: 2 P: 23		1B: 4 2B: 6 3B: 0 HR: 1	SF: 0 SAC: 1 DP: 0 HBP: 1	WP: 1 PB: 0 SB: 1 CS: 0	PA: 39			

PITCHER		IP	WLS	BF	H	R	ER	SO	BB	IBB	HBP	BLK	WP	HR	S	P	ERA	WHIP
32 Glendon Rusch, L ERA: 7.03	(1, 1)	4.2	L	24	9	5	5	4	1	0	0	0	0	0	60	87	9.64	2.143
41 Alberto Arias, R ERA: 2.84	(5, 1)	1.1		5	1	0	0	0	0	0	0	0	0	0	10	18	0.00	0.750
29 Jorge De La Rosa, L ERA: 8.39	(7, 1)	1.2		8	1	0	0	3	1	0	1	0	1	0	17	32	0.00	1.200
49 Jason Grilli, R ERA: 3.41	(8, 1)	0.1		2	0	0	0	1	1	0	0	0	0	0	3	8	0.00	3.000

PITCHER	IP	WLS	BF	H	R	ER	SO	BB	IBB	HBP	BLK	WP	HR	S	P	ERA	WHIP

AB	34
R	5
H	11
RBI	5
BB	3
SO	8
LOB	20

Colorado Rockies @ Chicago Cubs

Wrigley Field, Chicago, IL

Sun Jun 01 2008, 1:20 PM CDT

Att. 41,730 - Sunny - 59 F

TOP

livebaseballscorecards.com

Batter	1	2	3	4	5	6	7	8	9	AB	R	H	RBI	BB	SO	LOB
22 Scott Podsednik, L (1, 7) OBP: 0.348, SLG: 0.359	C FF 93 C FF 92 T FF 94 0-2 ① K		B CU 74 B FF 92 F FF 93 F FF 92 F CH 80 X FF 92 2-2 1-2 1B		C FF 91 C FF 90 B FF 92 X SL 82 1-2 ① G5-3	B FF 91 B FF 91 B FF 91 C FF 91 F FF 91 C FF 92 3-3 ③ K			C FF 96 C FF 95 S FF 95 0-3 ② K	3	0	1	0	0	1	0
Willy Taveras, R (6, PH) OBP: 0.307, SLG: 0.289										1	0	0	0	0	1	2
60 Manny Corpas, R (6, 1)										0	0	0	0	0	0	0
40 Brian Fuentes, L (8, 1)										0	0	0	0	0	0	0
10 Jeff Baker, R (9, PH) OBP: 0.271, SLG: 0.342										1	0	0	0	0	1	0
18 Cory Sullivan, L (1, 8) OBP: 0.182, SLG: 0.182	C FF 93 F CU 76 B FF 94 B FF 93 F FF 93 B FF 93 T FF 94 3-2 ② K		F CU 74 S FF 92 B FF 93 X FF 92 1-2 ② F8		F SL 82 S SL 83 B FF 92 F SL 84 F FF 92 B SL 83 X FF 92 2-2 ② G4-3		B SL 82 B FF 91 C FF 92 F FF 92 F FF 92 X FF 92 2-2 1B		F FF 96 F FF 96 B FF 96 F CU 81 B CU 80 X FF 95 2-2 ③ F8	5	0	1	0	0	1	2
17 Todd Helton, L (1, 3) OBP: 0.410, SLG: 0.422	C FF 94 B FF 94 B FF 94 C CH 83 F FF 94 X FF 93 2-2 ③ E7		B FF 93 F FF 92 F FF 93 F CH 82 F FF 94 B FF 92 X FF 92 2-2 ③ F8		B FF 92 X FF 92 1-0 1B		F FF 91 X FF 91 0-1 ① F9			4	0	1	0	0	0	3
27 Garrett Atkins, R (1, 5) OBP: 0.339, SLG: 0.482		C FF 90 F FF 93 B FF 92 B FF 92 S SL 82 2-3 ① K	C CU 74 F FF 93 D SL 83 B FF 92 B SL 83 X FF 92 3-2 25 2B 24 1B 1B		X SL 83 0-0 ③ G5-3		C SI 92 B SI 92 C SI 92 B SI 92 X SI 93 2-2 ② P4			4	1	1	0	0	1	2
25 Seth Smith, L (1, 9) OBP: 0.265, SLG: 0.394		B CU 75 C FF 92 X CH 82 1-1 ② G1-3	F FF 92 X CU 75 0-1 24 1B 6 SF7 1-3 2B			B FF 90 C FF 91 C FF 91 B FF 92 F FF 92 B FF 92 C FF 92 3-3 ① K	B SI 91 S SI 93 T SI 92 S SI 92 1-3 ③ K			4	1	1	0	0	2	1
24 Ian Stewart, L (1, 4) OBP: 0.357, SLG: 0.440		S FF 93 C FF 93 H SL 83 1-2 HBP	B FF 91 F FF 92 F FF 92 F FF 93 X CH 83 1-2 2-3 3-H 1B			B FF 92 B CH 81 B FF 91 C FF 91 S FF 91 F FF 91 S FF 92 3-3 ② K		C SI 91 F SI 91 B SI 92 B SI 91 S SI 90 3-3 ① K		3	0	1	1	0	2	0
6 Omar Quintanilla, L (1, 6) OBP: 0.280, SLG: 0.397	B FF 93 C FF 92 1 SAFE B FF 92 S FF 92 F FF 93 B FF 93 S FF 93 3-3 ③ K	D FF 91 F FF 91 F FF 91 X FF 92 1-2 ① SF7 3-H		X FF 92 0-0 8 2B 2B			X SI 92 0-0 ② F7		3	1	1	1	0	1	1
8 Yorvit Torrealba, R (1, 2) OBP: 0.269, SLG: 0.339	T FF 92 B FF 92 B CU 74 S FF 92 B FF 93 F FF 93 H FF 93 4-2 22 1B HBP	S SL 82 S SL 83 T FF 91 0-2 ② K		B SL 84 X SL 87 1-0 2-H 2B		B SL 84 F SI 93 C SL 82 X SL 84 1-2 ③ G6-3			3	0	1	1	0	1	1
38 Ubaldo Jiménez, R (1, 1) 19 Ryan Spilborghs, R (6, PH) OBP: 0.412, SLG: 0.514 (6, 7)	C FF 92 L FF 92 B FF 92 L FF 91 1-3 ① K	X FF 92 0-0 ③ G6-3		D SL 79 D SL 85 C SL 85 B SL 86 C SL 87 D SL 86 4-2 BB			C FF 96 S FF 95 F FF 95 B CU 81 F FF 96 B CU 82 B CU 82 F FF 96 F FF 96 3-2 X FF 86 ① F9		2	0	0	0	0	1	2
										1	0	0	0	1	0	0

Inning Stats	1	2	3	4	5	6	7	8	9
	R: 0 E: 1 K: 2 S: 11	R: 0 E: 0 K: 2 S: 11	R: 0 E: 0 K: 1 S: 18	R: 2 E: 0 K: 1 S: 16	R: 0 E: 0 K: 0 S: 10	R: 1 E: 0 K: 3 S: 15	R: 0 E: 0 K: 1 S: 12	R: 0 E: 0 K: 1 S: 7	R: 0 E: 0 K: 1 S: 14
	H: 0 LOB: 1 BB: 0 P: 16	H: 0 LOB: 1 BB: 0 P: 18	H: 1 LOB: 2 BB: 0 P: 28	H: 3 LOB: 1 BB: 0 P: 21	H: 1 LOB: 1 BB: 0 P: 14	H: 2 LOB: 2 BB: 1 P: 29	H: 1 LOB: 1 BB: 0 P: 17	H: 0 LOB: 0 BB: 0 P: 11	H: 0 LOB: 0 BB: 0 P: 19

	AB	34
	R	3
	H	8
	RBI	3
	BB	1
	SO	12
	LOB	14

1B: 5 SF: 1
2B: 3 SAC: 0
3B: 0 DP: 0
HR: 0 HBP: 2

WP: 0 PA: 38
PB: 0
SB: 0
CS: 0

PITCHER	IP	WLS	BF	H	R	ER	SO	BB	IBB	HBP	BLK	WP	HR	S	P	ERA	WHIP
Sean Gallagher, R (1, 1) ERA: 4.55	5.2	W	25	6	3	3	8	0	0	2	0	0	0	75	112	4.76	1.059
43 Michael Wuertz, R (6, 1) ERA: 3.0	0.0		2	1	0	0	0	1	0	0	0	0	0	3	8	∞	∞
47 Scott Eyre, L (6, 1) ERA:	0.2	H	3	1	0	0	1	0	0	0	0	0	0	9	14	0.00	1.500
Bob Howry, R (7, 1) ERA: 4.45	1.2	H	5	0	0	0	2	0	0	0	0	0	0	13	20	0.00	0.000
34 Kerry Wood, R (9, 1) ERA: 2.93	1.0	S	3	0	0	0	1	0	0	0	0	0	0	14	19	0.00	0.000

PITCHER	IP	WLS	BF	H	R	ER	SO	BB	IBB	HBP	BLK	WP	HR	S	P	ERA	WHIP

Batter	1	2	3	4	5	6	7	8	9	AB	R	H	RBI	BB	SO	LOB
12 Alfonso Soriano, R (1, 7) OBP: 0.332, SLG: 0.556 34 Kerry Wood, R (9, 1)	C SI 94 X SI 97 0-1 ① G6-3		B CH 81 S CH 82 X SI 95 1-1 ① G5-3	B CU 75 B CU 76 X SI 94 2-0 ③ F9		C SI 92 X SL 81 0-1 HR		T SI 92 F SI 92 C SL 78 0-3 ③ K		5 0	1 0	1 0	1 0	0 0	1 0	2 0
2 Ryan Theriot, R (1, 6) OBP: 0.403, SLG: 0.386	B SI 95 C SI 96 C CU 76 X SI 96 1-2 6 G1-3 16 1B 1B		X SI 96 0-0 ② G4-3		B CU 71 C SI 93 B SL 84 C SI 94 B SL 85 F SI 95 X SI 95 3-2 6 1B BB 1B	C SI 92 X SI 92 0-1 ② G6-3				4	2	2	0	0	0	0
6 Micah Hoffpauir, L (1, 3) OBP: 0.450, SLG: 0.579	B FF 94 B SI 94 X CH 84 2-0 ② G1-3 1-2		C CU 71 X FF 96 1-1 ③ G5-3		B CH 84 1 SAFE X SI 93 1-0 BB 16 WP 1-3 1B	B SL 82 F SI 92 C SL 80 S SL 80 1-3 ③ K				4	0	1	0	0	1	1
16 Aramis Ramirez, R (1, 5) OBP: 0.429, SLG: 0.536	C SI 98 B SL 89 X SI 97 1-1 2-H 1B			F SI 95 B CH 84 X CH 84 1-1 18 BB 2B 1B	B CU 78 B FF 95 B FF 95 I IN 72 4-0 FC6-5 BB 1-2 IBB		B SI 92 C SI 92 B SI 92 X SI 92 2-1 2B			3	1	3	1	1	0	0
1 Kosuke Fukudome, L (1, 9) OBP: 0.405, SLG: 0.433	S SI 94 B FF 96 B CH 85 C SL 82 C SI 96 2-3 ③ K			C SI 92 C SI 94 F FF 95 B FF 95 S CH 86 1-3 ① K	F SI 95 B SI 95 T SI 95 B SI 96 S SI 96 2-3 ① K		B SI 92 X SI 91 1-0 ① F7			4	0	0	0	0	3	6
18 Geovany Soto, R (1, 2) OBP: 0.388, SLG: 0.554		C CU 70 X SI 96 0-1 ① F7		B CU 75 S CU 72 1 SAFE B SI 96 B SL 84 C SL 82 F SI 95 B CH 86 4-2 2B E BB 1-2	F SI 95 S SI 96 F SI 95 S SL 89 0-3 ② K		S SL 81 B SI 91 S SL 81 F SI 92 B SL 80 D SL 81 F SL 81 S SI 90 3-3 ② K			3	1	0	0	1	2	4
Jim Edmonds, L (1, 8) OBP: 0.274, SLG: 0.298		C SI 94 B SI 96 F CH 86 B SI 96 B CU 78 X SI 96 3-2 3B		F SI 95 B SI 96 X SI 96 1-1 E 2B 1-3 2-H	C CH 87 B FF 96 B CU 78 B SL 84 B SI 95 4-1 FC6-5 BB 1-2 2-3 3-H		C SL 80 C SI 93 B SL 81 X SL 81 1-2 ③ G5-3			3	0	2	2	1	0	1
Mark DeRosa, R (1, 4) OBP: 0.386, SLG: 0.453 43 Michael Wuertz, R (6, 1) 47 Scott Eyre, L (6, 1) Bob Howry, L (7, 1) Ronny Cedeno, R (8, PH) OBP: 0.381, SLG: 0.419 (9, 4)	F SI 97 X FF 97 0-1 ② G1-3			C SI 97 B SI 96 B SI 95 C SI 96 X SI 97 2-2 E4 SH3 2-3 3-H	B SL 84 X SI 93 1-0 ③ FC6-5 1-2 2-3f			B SI 90 F SI 91 C SI 91 B CH 72 X SL 77 2-2 ① F7		3 0 0 0 0 1	0 0 0 0 0 0	0 0 0 0 0 0	0 0 0 0 0 0	0 0 0 0 0 0	5 0 0 0 0 0
Sean Gallagher, R (1, 1) 17 Mike Fontenot, L (6, 4) OBP: 0.352, SLG: 0.408 9 Reed Johnson, R (8, PH) OBP: 0.345, SLG: 0.359 (9, 7)	S SI 96 F SI 96 S CU 80 0-3 ③ K			L FF 95 X FF 95 0-1 ② SH3 1-2		C SI 90 X SI 91 0-1 ① F7		C SL 77 B SI 92 S SI 92 F CH 73 S CH 73 1-3 ② K		1 1 1	0 0 0	0 0 0	0 0 0	0 0 0	1 0 1	1 0 0
Inning Stats	R: 1 E: 0 K: 1 S: 11 H: 2 LOB: 1 BB: 0 P: 17	R: 0 E: 0 K: 1 S: 10 H: 1 LOB: 1 BB: 0 P: 13	R: 0 E: 0 K: 0 S: 5 H: 0 LOB: 0 BB: 0 P: 7	R: 2 E: 1 K: 1 S: 17 H: 2 LOB: 2 BB: 1 P: 28	R: 1 E: 0 K: 2 S: 14 H: 2 LOB: 3 BB: 2 P: 29	R: 1 E: 0 K: 1 S: 9 H: 1 LOB: 0 BB: 0 P: 10	R: 0 E: 0 K: 1 S: 11 H: 1 LOB: 1 BB: 0 P: 18	R: 0 E: 0 K: 2 S: 10 H: 0 LOB: 0 BB: 0 P: 13		1B: 5 2B: 2 3B: 1 HR: 1	SF: 0 SAC: 1 DP: 0 HBP: 0			WP: 1 PB: 0 SB: 0 CS: 0	PA: 37	

PITCHER		IP	WLS	BF	H	R	ER	SO	BB	IBB	HBP	BLK	WP	HR	S	P	ERA	WHIP
38 Ubaldo Jiménez, R ERA: 5.37	(1, 1)	5.0	L	26	7	4	3	5	2	1	0	0	1	0	57	94	5.40	1.800
60 Manny Corpas, R ERA: 6.44	(6, 1)	2.0		8	2	1	1	2	0	0	0	0	0	1	20	28	4.50	1.000
40 Brian Fuentes, L ERA: 2.78	(8, 1)	1.0		3	0	0	0	2	0	0	0	0	0	0	10	13	0.00	0.000

PITCHER	IP	WLS	BF	H	R	ER	SO	BB	IBB	HBP	BLK	WP	HR	S	P	ERA	WHIP

BOTTOM

Colorado Rockies @ Chicago Cubs

Wrigley Field, Chicago, IL

Sun Jun 01 2008, 1:20 PM CDT

Att. 41,730 - Sunny - 59 F

livebaseballscorecards.com

AB	33
R	5
H	9
RBI	4
BB	3
SO	9
LOB	20

Chicago Cubs @ San Diego Padres

PETCO Park, San Diego, CA

Mon Jun 02 2008, 10:05 PM EDT

Att. 30,259 - Clear - 65 F

livebaseballscorecards.com

TOP

Batter	1	2	3	4	5	6	7	8	9	AB	R	H	RBI	BB	SO	LOB
12 Alfonso Soriano, R (1, 7) OBP: 0.323, SLG: 0.544	B SL 88 X SL 88 1-0 P4		C X FF 92 0-1 F8	F SL 88 C CU 79 F FF 93 X SL 88 0-2 G5-3		B SL 83 X SL 83 1-0 SF9 2-3 3-H		C SI 92 S CU 83 F FF 94 B FF 92 S CU 82 1-3 K		4	0	0	1	0	1	2
49 Carlos Marmol, R (8, 1)										0	0	0	0	0	0	0
34 Kerry Wood, R (9, 1)										0	0	0	0	0	0	0
2 Ryan Theriot, R (1, 6) OBP: 0.407, SLG: 0.392	C FF 94 X SI 94 0-1 G6-3		C CH 79 X SL 86 0-1 25 1B 1-2 1B		C SL 85 B CU 76 X SI 93 1-1 16 2B 1 SF9 1B	B SL 84 X CH 80 1-0 25 G4-3 1-2 3-H 1B		C SI 93 X SI 93 0-1 G6-3		5	1	3	1	0	0	0
25 Derrek Lee, R (1, 3) OBP: 0.349, SLG: 0.531	B FF 94 C FF 94 C CU 79 B FF 94 T SL 89 2-2 K		S CU 76 B FF 94 X SL 87 1-1 16 G4-3 1-2 2-3 1B		X FF 92 0-0 F8	C SL 88 C CU 82 X FF 92 0-2 G4-3 1-2f			C SL 80 C CH 79 S CH 79 0-3 K	5	0	1	0	0	2	3
16 Aramis Ramirez, R (1, 5) OBP: 0.429, SLG: 0.538		C CU 74 X SL 83 0-1 1 1B WP 1B	X SL 88 0-0 G4-3 1-2f		1 SAFE 1 SAFE S CH 80 F FF 93 F FF 93 X CH 80 0-2 1-3 2B		C FF 94 B FF 96 B SI 94 S FF 90 S CU 83 2-3 K		B SI 90 B SL 79 F SL 81 X FF 89 2-1 P4	5	1	2	0	0	1	3
1 Kosuke Fukudome, L (1, 9) OBP: 0.409, SLG: 0.433		X SL 86 0-0 WP 1-3 1B		B CU 77 B FF 93 B CH 82 C FF 94 B SL 89 4-1 2B BB	S SL 84 B SL 84 B FF 85 X SL 85 2-1 SF9 3-H		C SI 95 B FF 96 B CU 82 B SI 94 F SI 93 F FF 95 B SI 93 4-2 S 2B BB		B CH 78 B SL 80 C FF 88 B FF 88 T FF 88 S CH 78 3-3 K	2	2	1	1	2	1	0
Jim Edmonds, L (1, 8) OBP: 0.281, SLG: 0.320		B FF 93 L FF 92 F FF 92 S SL 87 1-3 K 1-2 3-H		C CH 79 1 SAFE X SI 92 0-1 38 3B 1-H 2B	B FF 88 C SL 84 B SL 83 F SL 83 B SL 83 X SL 84 3-2 F7		C SI 92 B FF 90 B SI 92 X FF 93 2-1 1-H 2B			4	1	2	2	0	1	2
Mark DeRosa, R (1, 4) OBP: 0.384, SLG: 0.449		C SL 88 F FF 93 B FF 92 B SL 87 X SL 87 2-2 L8		B CU 76 S FF 93 X SL 81 1-1 F7		C SL 82 S CH 78 X SL 82 0-2 38 1B 1B 12 SF9 1B	B FF 91 F SL 89 B SI 94 X SL 90 2-1 G6-3			4	1	1	0	0	0	3
48 Neal Cotts, L (7, 1)										0	0	0	0	0	0	0
43 Michael Wuertz, R (8, 1)										0	0	0	0	0	0	0
9 Reed Johnson, R (8, 7) OBP: 0.345, SLG: 0.359										0	0	0	0	0	0	0
Henry Blanco, R (1, 2) OBP: 0.381, SLG: 0.410		B FF 92 C SL 87 D CU 78 B SL 88 F FF 92 F SL 88 X FF 94 3-2 F9		X SL 87 0-0 G5-3		C SL 82 C CU 74 X SL 82 0-2 12 SF9 38 1B 2 1B 1-2 1B	C SL 88 F SL 88 B FF 94 F SI 94 S CU 82 1-3 K			4	1	1	0	0	1	3
38 Carlos Zambrano, S (1, 1) OBP: 0.366, SLG: 0.537			F S F B F X 1-2 25 1B 2 1B 1B	B FF 93 B FF 94 S FF 94 T FF 94 X FF 94 2-2 2-H 3B		B SL 82 2 SAFE X SL 83 1-0 2 1B 1-2 2-3 1B		B SI 93 C FF 93 X SL 89 1-1 F9		3	0	3	1	0	0	0
32 Jon Lieber, L (6, 1)										0	0	0	0	0	0	0
17 Mike Fontenot, L (7, 4) OBP: 0.348, SLG: 0.403										1	0	0	0	0	0	0

Inning Stats	1	2	3	4	5	6	7	8	9
	R: 0 E: 0 K: 1 S: 6 H: 0 LOB: 0 BB: 0 P: 9	R: 1 E: 0 K: 1 S: 13 H: 2 LOB: 1 BB: 0 P: 19	R: 0 E: 0 K: 0 S: 12 H: 3 LOB: 2 BB: 0 P: 14	R: 2 E: 0 K: 0 S: 13 H: 2 LOB: 1 BB: 1 P: 20	R: 1 E: 0 K: 0 S: 12 H: 2 LOB: 1 BB: 0 P: 18	R: 2 E: 0 K: 0 S: 12 H: 4 LOB: 1 BB: 0 P: 15	R: 1 E: 0 K: 2 S: 14 H: 1 LOB: 1 BB: 1 P: 25	R: 0 E: 0 K: 1 S: 8 H: 0 LOB: 0 BB: 0 P: 10	R: 0 E: 0 K: 2 S: 8 H: 0 LOB: 0 BB: 0 P: 13

1B: 10	SF: 2
2B: 3	SAC: 0
3B: 1	DP: 2
HR: 0	HBP: 0

WP: 1	PA: 41
PB: 0	
SB: 1	
CS: 0	

AB	37
R	7
H	14
RBI	6
BB	2
SO	7
LOB	16

PITCHER		IP	WLS	BF	H	R	ER	SO	BB	IBB	HBP	BLK	WP	HR	S	P	ERA	WHIP
53 Cha Seung Baek, R ERA: 5.6	(1, 1)	4.1	L	22	9	4	4	2	1	0	0	0	1	0	51	70	8.31	2.308
45 Justin Hampson, L ERA: 18.0	(5, 1)	1.0		7	4	2	2	0	0	0	0	0	0	0	14	22	18.00	4.000
37 Mike Adams, R ERA: 2.53	(6, 1)	2.2		9	1	1	1	3	1	0	0	0	0	0	25	38	3.38	0.750
Carlos Guevara, R ERA:	(9, 1)	1.0		3	0	0	0	2	0	0	0	0	0	0	8	13	0.00	0.000

PITCHER	IP	WLS	BF	H	R	ER	SO	BB	IBB	HBP	BLK	WP	HR	S	P	ERA	WHIP

Batter	1	2	3	4	5	6	7	8	9	AB	R	H	RBI	BB	SO	LOB
33 Jody Gerut, L (1, 8) OBP: 0.340, SLG: 0.375	C FS 86 S SI 88 B SI 92 B SI 93 B FS 86 X SI 94 3-2 10 G3-1 23 1B 1B	B SI 93 S SI 93 F FF 92 B SI 88 B SI 95 B SI 96 4-2 24 PO 10 BB BB			B SI 89 B SI 90 B SI 91 C SI 88 X SI 90 3-1 ① G6-3		B FF 89 B FF 90 B FF 89 B FF 89 4-0 BB		C FF 93 B SL 82 B SL 81 B FF 93 F FF 93 B FF 94 4-2 24 1B 23 HR BB	2	2	1	0	3	0	0
10 Tadahito Iguchi, R (1, 4) OBP: 0.324, SLG: 0.335	B SI 90 X FS 83 1-0 ① G3-1 1-2	B SI 93 F SI 91 B SL 83 B SI 94 B SL 83 4-1 1-2 BB			T SI 92 B SI 93 X SL 84 1-1 ② L9		C FF 91 C FF 91 S SL 89 0-3 ① K		S FF 94 B FF 94 X SL 82 1-1 ① P4	4	0	0	0	1	1	3
24 Brian Giles, L (1, 9) OBP: 0.402, SLG: 0.429	B SI 93 C SI 91 B SI 93 B FS 85 B SI 86 4-1 23 1B 5 3B BB	B SI 93 B FS 80 C FS 78 2 SAFE 2-1 ③ PO 2-3	B SI 90 B SI 92 X SI 94 2-0 ① F7		B SI 93 H SI 92 2-0 23 BB HBP		X FF 93 0-0 ② P5		C SL 82 X FF 95 0-1 23 HR 1-2 1B	3	2	1	0	1	0	1
23 Adrián González, L (1, 3) OBP: 0.362, SLG: 0.583	B FS 85 C SI 92 F SI 92 B SI 94 F SI 94 B SI 86 X SI 86 3-2 5 3B 1-3 2-H 1B		C FS 83 B FF 92 C SI 92 F SI 94 F SL 83 F SI 94 B SI 94 X SI 87 2-2 5 G5-4-3 1B		B FS 84 B SI 89 B SI 91 C SI 91 D FF 92 4-1 5 FC6-4 1-2 BB		C SL 87 C FF 93 B FC 89 D FC 89 S FF 94 2-3 ③ K		C FF 94 B SL 84 C SL 80 X FF 94 1-2 1-H 2-H HR	4	2	3	4	1	1	1
5 Kevin Kouzmanoff, R (1, 5) OBP: 0.311, SLG: 0.421 37 Mike Adams, R (6, 1) 12 Scott Hairston, R (8, PH) OBP: 0.267, SLG: 0.410 Carlos Guevara, R (9, 1) Tony Clark, S (9, PH) OBP: 0.383, SLG: 0.286	C SI 95 X SI 93 0-1 1-H 3-H 3B		T SI 93 F FF 91 X FS 84 0-2 ② ③ G5-4-3 1-2f		C CH 82 X SI 93 0-1 ③ FC6-4 1-2f			B SL 87 B FF 94 F FF 94 B FF 93 B FF 94 4-1 8 F8 BB	S CU 82 S FF 97 S FF 97 0-3 ② K	3 0 0 0 1	0 0 0 0 0	1 0 0 0 0	2 0 0 0 0	0 0 1 0 1	0 0 0 0 0	3 0 0 0 0
8 Michael Barrett, R (1, 2) OBP: 0.263, SLG: 0.242	S SL 82 B SL 86 F SI 95 D SI 94 S SL 84 2-3 ② K		C SL 80 B SL 82 C SI 91 F SL 85 F SI 92 B SI 94 B SL 85 C SL 83 3-3 ① K			X SL 83 0-0 2B		C FF 94 X SL 89 0-1 ① F8 1-2	B CU 84 F FF 97 X FF 97 1-1 ③ F7	5	0	1	0	0	2	2
3 Khalil Greene, R (1, 6) OBP: 0.255, SLG: 0.318	B SL 83 S SL 83 B SI 94 X SL 83 2-1 ③ P3		C SI 92 X SL 82 0-1 ② G5-3			B SI 89 F FF 85 F SL 82 F FF 88 T FF 89 1-2 ① K		B SL 88 B FF 95 B FF 94 B FF 94 4-0 BB		3	0	0	0	1	1	2
Paul McAnulty, L (1, 7) OBP: 0.350, SLG: 0.379		C SI 90 B FS 84 X FF 90 1-1 ① L4		B FS 83 M SI 90 X SI 92 1-1 2B		B SL 83 S SL 84 X FF 88 1-1 ② P5		B SL 81 C FF 94 C SL 81 S SL 81 1-3 ② K		4	0	1	0	0	1	3
53 Cha Seung Baek, R (1, 1) 45 Justin Hampson, L (5, 1) 2 Edgar Gonzalez, R (6, 5) OBP: 0.333, SLG: 0.276		C SI 92 X SI 93 0-1 ② G5-3		X SI 91 0-0 ③ G6-3		B SL 84 B SI 88 X FF 89 2-0 ③ P3		C SL 82 S SL 81 F FF 94 B SL 81 X SL 81 1-2 ③ G6-3		2 0 2	0 0 0	0 0 0	0 0 0	0 0 0	0 0 0	1 0 3
Inning Stats	R: 3 E: 0 K: 1 S: 16 H: 3 LOB: 1 BB: 1 P: 31	R: 0 E: 0 K: 0 S: 8 H: 0 LOB: 1 BB: 2 P: 19	R: 0 E: 0 K: 0 S: 10 H: 1 LOB: 0 BB: 0 P: 14	R: 0 E: 0 K: 1 S: 10 H: 1 LOB: 1 BB: 0 P: 14	R: 0 E: 0 K: 0 S: 7 H: 0 LOB: 2 BB: 1 P: 17	R: 0 E: 0 K: 1 S: 8 H: 1 LOB: 1 BB: 0 P: 12	R: 0 E: 0 K: 2 S: 7 H: 0 LOB: 1 BB: 1 P: 13	R: 0 E: 0 K: 1 S: 10 H: 0 LOB: 2 BB: 2 P: 20	R: 3 E: 0 K: 1 S: 14 H: 2 LOB: 0 BB: 1 P: 21	1B: 4 2B: 2 3B: 1 HR: 1 SF: 0 SAC: 0 DP: 1 HBP: 1						

PITCHER	IP	WLS	BF	H	R	ER	SO	BB	IBB	HBP	BLK	WP	HR	S	P	ERA	WHIP
38 Carlos Zambrano, R (1, 1) ERA: 2.51	5.0	W	23	5	3	3	2	4	0	1	0	0	0	51	95	5.40	1.800
32 Jon Lieber, R (6, 1) ERA: 3.41	1.0	H	4	1	0	0	1	0	0	0	0	0	0	8	12	0.00	1.000
48 Neal Cotts, L (7, 1) ERA:	1.0		4	0	0	0	2	1	0	0	0	0	0	7	13	0.00	1.000
43 Michael Wuertz, R (8, 1) ERA: 2.96	0.1		3	0	0	0	0	2	0	0	0	0	0	3	11	0.00	6.000
49 Carlos Marmol, R (8, 1) ERA: 2.43	1.0	H	6	2	3	3	1	1	0	0	0	0	1	16	24	27.00	3.000

PITCHER	IP	WLS	BF	H	R	ER	SO	BB	IBB	HBP	BLK	WP	HR	S	P	ERA	WHIP
34 Kerry Wood, R (9, 1) ERA: 2.87	0.2	S	2	0	0	0	1	0	0	0	0	0	0	5	6	0.00	0.000

BOTTOM

Chicago Cubs @ San Diego Padres

PETCO Park, San Diego, CA

Mon Jun 02 2008, 10:05 PM EDT

Att. 30,259 - Clear - 65 F

livebaseballscorecards.com

AB	33
R	6
H	8
RBI	6
BB	8
SO	7
LOB	19

Chicago Cubs @ San Diego Padres

PETCO Park, San Diego, CA

Tue Jun 03 2008, 10:05 PM EDT

Att. 24,477 - Partly Cloudy - 67 F

TOP

livebaseballscorecards.com

Batter	1	2	3	4	5	6	7	8	9	AB	R	H	RBI	BB	SO	LOB
12 Alfonso Soriano, R (1, 7) OBP: 0.330, SLG: 0.565	C FF 93 B FF 93 S FF 95 B FF 94 F FF 96 X SL 82 2-2 ① P3			B SL 79 F SL 80 X SL 83 1-1 25 S, 16 G6-3, 2B	B FF 93 B SL 82 D SL 84 I 4-0 25 1B, 2 BB, IBB	X SI 93 0-0 ② F9		D SL 80 S SL 80 D SL 80 S CH 78 F CH 80 X CH 81 2-2 1-H 2-H HR		4	2	2	3	1	0	1
2 Ryan Theriot, R (1, 6) OBP: 0.407, SLG: 0.386	C SL 81 X FF 96 0-1 ② F9			B CH 82 B FF 93 B FF 93 B FF 92 4-0 25 S, BB	B CH 82 C FF 94 F CH 84 B FF 94 F FF 96 B FF 96 F FF 94 B FF 95 4-2 25 1B, 1-2 2-3 3-H, BB	B SI 93 C SI 93 F SI 93 X CH 84 1-2 ③ G5-3		X FF 87 0-0 ② L4		3	0	0	1	2	0	1
25 Derrek Lee, R (1, 3) OBP: 0.346, SLG: 0.525	B FF 95 B SL 82 B FF 94 C FF 94 X FF 94 3-1 ③ F9			B SL 82 D SL 81 B FF 93 C FF 93 S FF 93 F FF 93 F FF 96 S SL 84 3-3 ① K, 1-2 2-3	F SL 83 B FF 93 C FF 91 B FF 94 B FF 92 X FF 95 3-2 1-2 2-3 3-H, 1B		C SI 87 B FF 88 X CH 77 1-1 ① F7	C FF 88 B SL 80 C FF 87 B CH 79 B SI 88 X SL 78 3-2 ③ F8		5	0	1	1	0	1	2
16 Aramis Ramirez, R (1, 5) OBP: 0.428, SLG: 0.540		B SI 94 X FF 94 1-0 ① G4-3		B FF 93 F FF 92 B FF 94 B SI 92 F CH 84 F FF 96 F FF 95 X SL 85 3-2 ② G6-3, 3-H	B FC 90 C SI 94 B SI 94 B SI 93 C FF 93 S FF 94 3-3 ③ K		C SI 88 X CH 80 0-1 2B		B SI 84 F SI 84 C FF 84 B SL 77 X FF 85 2-2 18 G4-6-3, 1B	5	0	2	1	0	1	4
18 Geovany Soto, R (1, 2) OBP: 0.384, SLG: 0.560		B FF 95 C FF 93 X FF 94 1-1 ② F9		B FF 93 C SL 82 B SL 82 X FF 92 2-1 ③ F8		F FC 88 B SI 92 F FC 90 X FF 94 1-2 HR	B SL 80 S SL 79 F SL 79 S CH 80 1-3 ② K		C FF 87 B FF 86 B SI 87 F FF 86 X FF 87 2-2 ①② G4-6-3, 1-2f	5	1	1	1	0	1	3
9 Reed Johnson, R (1, 8) OBP: 0.346, SLG: 0.367		C FF 93 F FF 93 X SL 84 0-2 ③ P6			C SL 82 X SL 84 0-1 S, 2 BB, 2B	B FC 90 C SI 93 X SI 93 1-1 E, S, HR, 1B	C SL 79 X CH 80 0-1 ③ P3		B FF 86 C FF 86 X FF 86 1-1 ③ F9	5	2	2	0	0	0	1
Mark DeRosa, R (1, 9) OBP: 0.390, SLG: 0.465			C FF 93 B FF 95 C SL 84 F FF 95 B FF 94 B CH 84 F FF 96 F CH 84 B FF 94 4-2 FC6-4, BB	B FF 93 F CH 82 F FF 94 D CH 84 B FF 95 B FF 94 4-2 2 BB, 25 1B, G1-3, 2-3 BB	B SI 93 1 SAFE S CH 84 X CH 84 1-1 1-H HR			B FF 89 B SL 78 X FF 87 2-0 ① G6-3		2	2	1	2	2	0	0
Ronny Cedeno, R (1, 4) OBP: 0.376, SLG: 0.411			B CH 82 C SL 81 F FF 94 1 SAFE X CH 83 1-2 ① FC6-4, CS, 1-2f		C FF 93 X CH 85 0-1 ① G1-3, 1-2	C FC 89 X SI 93 0-1 ① G6-3		F SL 79 B FF 87 B CH 80 T CH 78 X CH 80 2-2 12 S, 17 WP, 12 HR, 1B		4	1	1	0	0	0	3
Jason Marquis, L (1, 1) OBP: 0.240, SLG: 0.261 43 Michael Wuertz, R (6, 1) 47 Scott Eyre, L (6, 1) 17 Mike Fontenot, L (8, PH) OBP: 0.356, SLG: 0.403 22 Kevin Hart, R (8, 1) 48 Neal Cotts, L (8, 1) Bob Howry, L (8, 1) 34 Kerry Wood, R (9, 1)			1 SAFE B FF 93 F SI 91 S FF 94 B SL 82 S FF 96 2-3 ②③ K, 1-2		F SL 83 S SL 85 B SL 84 F SL 83 B FF 96 S SL 84 2-3 ② K2-3	X SI 92 0-0 1B		B FF 88 B CH 79 B FF 88 C FF 88 B FF 87 4-1 12 S, 12 HR, 1-2 BB		3 0 0 0 0 0 0 0	0 0 0 1 0 0 0 0	1 0 0 0 0 0 0 0	0 0 0 0 1 0 0 0	2 0 0 0 0 0 0 0	3 0 0 0 0 0 0 0
Inning Stats	R: 0 E: 0 K: 0 S: 8 H: 0 LOB: 0 BB: 0 P: 13	R: 0 E: 0 K: 0 S: 6 H: 0 LOB: 0 BB: 0 P: 8	R: 0 E: 0 K: 1 S: 11 H: 0 LOB: 0 BB: 1 P: 18	R: 1 E: 0 K: 1 S: 14 H: 1 LOB: 1 BB: 1 P: 27	R: 2 E: 0 K: 2 S: 20 H: 2 LOB: 3 BB: 3 P: 40	R: 3 E: 0 K: 0 S: 14 H: 4 LOB: 1 BB: 0 P: 18	R: 0 E: 0 K: 1 S: 9 H: 1 LOB: 1 BB: 0 P: 11	R: 3 E: 0 K: 0 S: 13 H: 2 LOB: 0 BB: 1 P: 26	R: 0 E: 0 K: 0 S: 8 H: 1 LOB: 0 BB: 0 P: 13	1B: 5 2B: 3 3B: 0 HR: 3	SF: 0 SAC: 0 DP: 1 HBP: 0			WP: 1 PB: 0 SB: 6 CS: 1	PA: 42	

	AB	36
	R	9
	H	11
	RBI	9
	BB	6
	SO	5
	LOB	18

PITCHER		IP	WLS	BF	H	R	ER	SO	BB	IBB	HBP	BLK	WP	HR	S	P	ERA	WHIP
Wilfredo Ledezma, L ERA: 4.43	(1, 1)	4.2		21	3	3	3	3	4	1	0	0	0	0	56	100	5.79	1.500
40 Bryan Corey, R ERA: 5.68	(5, 1)	1.1	L	8	4	3	3	1	0	0	0	0	0	2	17	24	20.25	3.000
Carlos Guevara, R ERA: 9.0	(7, 1)	2.0		10	3	3	3	1	1	0	0	0	1	1	22	37	13.50	2.000
43 Cla Meredith, R ERA: 3.9	(9, 1)	1.0		3	1	0	0	0	0	0	0	0	0	0	8	13	0.00	1.000

PITCHER	IP	WLS	BF	H	R	ER	SO	BB	IBB	HBP	BLK	WP	HR	S	P	ERA	WHIP

Batter	1	2	3	4	5	6	7	8	9	AB	R	H	RBI	BB	SO	LOB
33 Jody Gerut, L (1, 8) OBP: 0.356, SLG: 0.378 2 Edgar Gonzalez, R (8, PH) OBP: 0.353, SLG: 0.300 (9, 7)	B SI 92 B SI 91 C SI 92 X SI 92 2-1 10 G6-4-3 1B		B SI 92 B CH 85 F SI 92 B SI 93 B SI 92 4-1 24 E 23 1B 1-2 BB	B SI 92 B SI 91 B SI 91 B SI 92 4-0 10 FC6-4 1-2 BB		C SL 82 S SL 84 T SL 83 0-2 ③ K		C SL 83 X FF 90 0-1 10 FC6-4 1-2 2-3 3-H 1B		2 1	1 0	1 1	0 1	2 1	1 0	1 0
10 Tadahito Iguchi, R (1, 4) OBP: 0.318, SLG: 0.328	F SI 92 ① D SL 86 ② B SI 94 1 SAFE X SL 86 2-1 G6-4-3 1-2f		S SI 92 B SL 88 F SI 92 B SI 92 B SL 85 X SI 94 3-2 ② F7 2-3	D SL 85 B SI 91 F SI 91 X SI 92 2-1 ③ FC6-4 1-2f			S FF 93 F FF 92 X FF 92 0-2 ① F7	B SI 93 F SI 93 X SI 94 1-2 ② FC6-4 1-2f 2-3 3-H		5	0	0	1	0	0	7
24 Brian Giles, L (1, 9) OBP: 0.402, SLG: 0.425 (9, 8)	C SI 92 B SI 89 X SL 87 1-1 ③ F8		D CH 85 B SI 92 B SI 93 C SI 92 1 SAFE C SI 91 F SI 92 B SI 86 4-2 23 1B 1-2 3-H BB		X SI 91 0-0 ① F8		C SL 82 X FF 93 0-1 23 G4-6-3 1B	B SI 93 F FF 93 B FF 93 B FF 93 F FF 92 C FF 93 3-3 ③ K		4	0	1	0	1	1	2
23 Adrián González, L (1, 3) OBP: 0.366, SLG: 0.588		B CH 86 B SI 93 C SI 92 F SI 93 X SL 88 2-2 ① P5	B SI 86 X SI 92 1-0 1-3 2-H 1B		C SI 92 S SL 80 F SI 93 B SI 87 F CH 86 B SL 82 F SL 80 B SI 91 F SI 92 3-2 X SL 85 1B		C SL 83 B SL 86 S FF 93 X SL 83 1-2 ②③ G4-6-3 1-2f		B FF 96 C FF 96 X FF 97 1-1 2B	5	0	3	1	0	0	1
5 Kevin Kouzmanoff, R (1, 5) OBP: 0.313, SLG: 0.416		C SI 93 B SI 88 H SI 92 2-1 HBP	C SI 94 F SL 86 F SI 93 X SL 85 0-2 ③ G5-3		B SI 93 F SI 92 F SI 86 B SI 93 B SL 86 X SI 94 3-2 ② P4			C FF 96 S SL 88 F SL 90 B SL 88 B FF 96 B SL 83 B FF 94 4-2 3 1B 1B BB BB	C FF 98 S SL 84 B CU 84 C FF 98 1-3 ① K	3	1	0	0	1	1	4
Paul McAnulty, L (1, 7) OBP: 0.352, SLG: 0.374 (9, 9)	B SI 92 B SI 92 X SI 92 2-0 ② F8			C SL 83 B SL 86 B SI 91 B SI 90 B SI 91 4-1 8 1B 3 SF8 BB	S SL 84 B SI 92 C SL 85 F SI 92 S SL 88 1-3 ③ K			C FF 91 X SL 88 0-1 BB 3 1B 2 1B 1-2 1B	C FF 98 F FF 98 B FF 96 C FF 97 1-3 ② K	4	2	1	0	1	2	3
8 Michael Barrett, R (1, 2) OBP: 0.256, SLG: 0.237	C SL 86 B SI 93 B SI 88 C SI 93 B SL 86 X SI 94 3-2 ③ G6-3			X SI 92 0-0 33 BB 1-3 1B		B FF 92 C SL 86 X SL 86 1-1 ① F7		C CU 79 S SL 88 X SL 87 0-2 ① F7	X FF 98 0-0 ③ F9	5	0	1	0	0	0	4
3 Khalil Greene, R (1, 6) OBP: 0.259, SLG: 0.323			C SL 85 F SL 88 B SI 92 X SL 80 1-2 ① P6	C SL 86 X SL 85 0-1 ① SF8 3-H		C SL 85 B SL 86 C FF 93 X SL 87 1-2 1B		B FF 95 X FF 94 1-0 2 1B BB 10 FC6-4 1-2 2-3 1B		3	1	2	1	0	0	0
Wilfredo Ledezma, L (1, 1) 40 Bryan Corey, R (5, 1) 12 Scott Hairston, R (6, PH) OBP: 0.266, SLG: 0.408 Carlos Guevara, R (7, 1) Tony Clark, S (8, PH) OBP: 0.393, SLG: 0.286 43 Cla Meredith, R (9, 1)			B SI 92 C SI 91 F SI 92 F SL 85 B SL 79 B SI 93 B SI 91 4-2 10 F7 33 BLK 24 E BB	L SI 91 L SI 90 F SI 91 M SL 81 0-3 ② K		D SL 86 B SL 86 F SL 86 B SL 85 X SL 87 3-1 ② P4		S SL 89 F SL 88 B FF 92 B SL 87 B FF 92 B FF 94 4-2 10 FC6-4 2 1B 1-2 2-3 3-H BB		1 0 1 0 0 0	1 0 0 0 0 0	0 0 0 0 1 0	0 0 0 0 1 0	1 0 0 0 0 0	1 0 1 0 0 0	1 0 0 0 0 0
Inning Stats	R: 0 H: 1 E: 0 LOB: 0 K: 0 BB: 0 S: 6 P: 11	R: 0 H: 0 E: 0 LOB: 1 K: 0 BB: 0 S: 8 P: 17	R: 2 H: 1 E: 1 LOB: 2 K: 0 BB: 3 S: 18 P: 35	R: 1 H: 1 E: 0 LOB: 2 K: 1 BB: 2 S: 10 P: 20	R: 0 H: 1 E: 0 LOB: 1 K: 1 BB: 0 S: 15 P: 22	R: 0 H: 1 E: 0 LOB: 1 K: 1 BB: 0 S: 10 P: 15	R: 0 H: 1 E: 0 LOB: 0 K: 0 BB: 0 S: 8 P: 9	R: 3 H: 3 E: 0 LOB: 2 K: 1 BB: 2 S: 19 P: 32	R: 0 H: 1 E: 0 LOB: 1 K: 2 BB: 0 S: 9 P: 12	1B: 9 2B: 1 3B: 0 HR: 0	SF: 1 SAC: 0 DP: 2 HBP: 1					

PITCHER		IP	WLS	BF	H	R	ER	SO	BB	IBB	HBP	BLK	WP	HR	S	P	ERA	WHIP
Jason Marquis, R ERA: 5.02	(1, 1)	5.0	W	24	4	3	3	2	5	0	1	1	0	0	57	105	5.40	1.800
43 Michael Wuertz, R ERA: 2.89	(6, 1)	0.2	H	3	1	0	0	0	0	0	0	0	0	0	7	12	0.00	1.500
47 Scott Eyre, L ERA:	(6, 1)	1.1	H	4	1	0	0	1	0	0	0	0	0	0	11	12	0.00	0.750
22 Kevin Hart, R ERA: 6.61	(8, 1)	0.1		5	2	3	3	0	2	0	0	0	0	0	11	20	81.00	12.000
48 Neal Cotts, L ERA:	(8, 1)	0.0		1	1	0	0	0	0	0	0	0	0	0	2	2	∞	∞

PITCHER		IP	WLS	BF	H	R	ER	SO	BB	IBB	HBP	BLK	WP	HR	S	P	ERA	WHIP
Bob Howry, R ERA: 4.35	(8, 1)	0.2	H	2	0	0	0	1	0	0	0	0	0	0	6	10	0.00	0.000
34 Kerry Wood, R ERA: 2.78	(9, 1)	1.0	S	4	1	0	0	2	0	0	0	0	0	0	9	12	0.00	1.000

BOTTOM

Chicago Cubs @ San Diego Padres

PETCO Park, San Diego, CA

Tue Jun 03 2008, 10:05 PM EDT

Att. 24,477 - Partly Cloudy - 67 F

livebaseballscorecards.com

AB	34
R	6
H	10
RBI	5
BB	7
SO	6
LOB	24

WP: 0 PA: 43
PB: 0
SB: 0
CS: 0

Batter	1	2	3	4	5	6	7	8	9	AB	R	H	RBI	BB	SO	LOB
12 Alfonso Soriano, R (1, 7) OBP: 0.329, SLG: 0.558	X SI 84 0-0 L8			C SI 84 F SI 85 B CU 73 F SI 86 X SI 86 1-2 2 1B 2 S 25 SF9 1B		B SI 86 F SI 86 F SI 86 S CH 80 1-3 K			C CU 74 B FF 89 F FF 90 S CH 76 1-3 K	4	1	1	0	0	2	1
2 Ryan Theriot, R (1, 6) OBP: 0.409, SLG: 0.388	C SI 85 X SI 85 0-1 G3			1 SAFE B SI 82 B SI 85 C SI 85 X SI 86 2-1 1-3 16 S 1B		F SI 87 X CH 80 0-1 G4-6-3 1-2f			F FF 89 B CH 77 B FF 88 X FF 88 2-1 1B	4	0	2	0	0	0	1
25 Derrek Lee, R (1, 3) OBP: 0.341, SLG: 0.518	C SI 85 B SI 86 B SI 86 X CH 79 2-1 F8			X SI 85 0-0 SF9 3-H			B CH 79 X SI 85 1-0 G6-3		T FF 87 C FF 88 S CH 75 0-3 K	3	0	0	1	0	1	1
16 Aramis Ramirez, R (1, 5) OBP: 0.423, SLG: 0.532		C SI 85 B SI 86 X SI 85 1-1 G4-3		1 SAFE B SI 86 B SI 86 2 SAFE C SI 86 B CH 80 X SI 86 3-1 G6-3 1-2			B CH 79 C SI 85 X SI 86 1-1 G4-3			3	0	0	0	0	0	1
1 Kosuke Fukudome, L (1, 9) OBP: 0.404, SLG: 0.427		X SI 85 0-0 F7		F CH 80 B FF 86 X FF 86 1-1 G3			C SI 85 X SI 86 0-1 G6-3			3	0	0	0	0	0	1
Jim Edmonds, L (1, 8) OBP: 0.275, SLG: 0.313		C SI 84 B SI 85 B SI 85 C SI 85 X SI 85 2-2 L7			X CH 79 0-0 G6-3			C FF 96 F FF 96 F FF 96 B FF 97 B CU 85 X FF 96 2-2 G4-3		3	0	0	0	0	0	0
18 Geovany Soto, R (1, 2) OBP: 0.379, SLG: 0.552			B SI 84 B SI 84 X SI 85 2-0 G6-3		C SI 86 S CH 79 C SI 86 0-3 K			B CU 84 C CU 84 X CU 87 1-1 F9		3	0	0	0	0	1	0
Mark DeRosa, R (1, 4) OBP: 0.385, SLG: 0.458 49 Carlos Marmol, R (8, 1)			C SI 86 B SI 86 S CH 80 B SI 85 C SI 86 2-3 K		C CH 80 B SI 86 X FC 83 1-1 G4-3			B FF 95 F FF 96 X FF 96 1-1 L9		3 0	0 0	0 0	0 0	0 0	1 0	0 0
30 Ted Lilly, L (1, 1) OBP: 0.300, SLG: 0.316 17 Mike Fontenot, L (8, 4) OBP: 0.352, SLG: 0.397			C SI 85 F CH 79 B SI 85 C SI 84 1-3 K			F SI 84 F CH 78 X CH 78 0-2 2 G4-6-3 1B			B FC 87 C FF 86 S CH 76 B CH 76 S CH 76 2-3 K	2 1	0 0	1 0	0 0	0 0	1 1	0 0
Inning Stats	R: 0 E: 0 K: 0 S: 5 H: 0 LOB: 0 BB: 0 P: 7	R: 0 E: 0 K: 0 S: 6 H: 0 LOB: 0 BB: 0 P: 9	R: 0 E: 0 K: 2 S: 7 H: 0 LOB: 0 BB: 0 P: 12	R: 1 E: 0 K: 0 S: 11 H: 2 LOB: 1 BB: 0 P: 18	R: 0 E: 0 K: 1 S: 6 H: 0 LOB: 0 BB: 0 P: 7	R: 0 E: 0 K: 1 S: 8 H: 1 LOB: 0 BB: 0 P: 9	R: 0 E: 0 K: 0 S: 5 H: 0 LOB: 0 BB: 0 P: 7	R: 0 E: 0 K: 0 S: 8 H: 0 LOB: 0 BB: 0 P: 12	R: 0 E: 0 K: 3 S: 11 H: 1 LOB: 1 BB: 0 P: 16	1B: 4 2B: 0 3B: 0 HR: 0 SF: 1 SAC: 0 DP: 1 HBP: 0						

PITCHER		IP	WLS	BF	H	R	ER	SO	BB	IBB	HBP	BLK	WP	HR	S	P	ERA	WHIP
Greg Maddux, R ERA: 3.48	(1, 1)	7.0		23	3	1	1	4	0	0	0	0	0	0	48	69	1.29	0.429
21 Heath Bell, R ERA: 2.16	(8, 1)	1.0	W	3	0	0	0	0	0	0	0	0	0	0	8	12	0.00	0.000
Trevor Hoffman, R ERA: 5.4	(9, 1)	1.0	S	4	1	0	0	3	0	0	0	0	0	0	11	16	0.00	1.000

PITCHER	IP	WLS	BF	H	R	ER	SO	BB	IBB	HBP	BLK	WP	HR	S	P	ERA	WHIP

TOP

Chicago Cubs @ San Diego Padres

PETCO Park, San Diego, CA

Wed Jun 04 2008, 10:05 PM EDT

Att. 25,258 - Overcast - 62 F

livebaseballscorecards.com

AB	29
R	1
H	4
RBI	1
BB	0
SO	7
LOB	5

Chicago Cubs @ San Diego Padres

PETCO Park, San Diego, CA

Wed Jun 04 2008, 10:05 PM EDT

Att. 25,258 - Overcast - 62 F

livebaseballscorecards.com

BOTTOM

Batter	1	2	3	4	5	6	7	8	9	AB	R	H	RBI	BB	SO	LOB
12 Scott Hairston, R (1, 8) (9, 7) OBP: 0.266, SLG: 0.421	B FF 86 X FF 86 1-0 HR	B FF 91 S CU 73 F FF 91 X CU 74 1-2 ③ G1-3			B SL 85 C FF 87 X CH 81 1-1 ② G1-3		C FF 90 B CH 82 X CH 81 1-1 ② P5			4	1	1	1	0	0	3
2 Edgar Gonzalez, R (1, 4) OBP: 0.342, SLG: 0.324 21 Heath Bell, R (8, 1) Trevor Hoffman, R (9, 1)	X FF 86 0-0 23 G4-6-3 2B	F FF 87 B SL 85 S SL 85 F SL 85 B CH 80 S FF 89 2-3 ① K			B SL 84 B CH 81 S FF 90 S FF 90 S FF 91 2-3 ③ K		F FF 90 S FF 92 B FF 93 B CU 75 S FF 92 2-3 ③ K			4 0 0	0 0 0	1 0 0	0 0 0	0 0 0	3 0 0	1 0 0
24 Brian Giles, L (1, 9) OBP: 0.407, SLG: 0.438	C FF 85 B FF 87 B CH 78 D FF 86 B FF 90 4-1 23 G4-6-3 BB		F FF 89 C FF 90 B CH 80 B CU 72 F SL 85 B FF 90 X FF 89 3-2 ② P6			B FF 87 X SL 85 1-0 23 E 3 FC5-2 2B		X FF 85 0-0 23 F7 5 SF8 2B		3	1	2	0	1	0	0
23 Adrián González, L (1, 3) OBP: 0.361, SLG: 0.578	B FF 89 F FF 86 X FF 89 1-1 ① ② G4-6-3 1-2f 2-3		B FF 87 F SL 86 F FF 86 F FF 88 S FF 92 1-3 ③ K			X FF 88 0-0 E6 3 FC5-2 2-3		X SL 81 0-0 ① F7 2-3		4	0	0	0	0	1	4
5 Kevin Kouzmanoff, R (1, 5) OBP: 0.312, SLG: 0.415	C FF 88 B SL 86 F SL 86 B FF 91 F FF 90 T FF 91 2-2 ③ K			X CU 68 0-0 1B		F FF 90 B CH 78 F FF 90 S CH 80 1-3 ① K		D SL 81 X FF 94 1-0 ② SF8 3-H		3	0	1	1	0	2	3
3 Khalil Greene, R (1, 6) OBP: 0.255, SLG: 0.317		C SL 85 F SL 84 F SL 84 X CH 79 0-2 ① F7		C CU 67 B CU 68 1 SAFE B SI 87 S SL 81 B FF 92 X SL 84 3-2 ① P4		F FF 90 F FF 91 F FF 93 X FF 83 0-2 ② FC5-2 1-2 3-H		B FF 94 C FF 95 B FF 93 S SL 80 B SL 82 S SL 80 3-3 ③ K		4	0	0	0	0	1	3
Justin Huber, R (1, 7) OBP: 0.294, SLG: 0.326 33 Jody Gerut, L (9, 8) OBP: 0.356, SLG: 0.378		B FF 89 F FF 89 S FF 90 F CU 73 B FF 91 X SL 86 2-2 8 1B 1B		S FF 90 1 SAFE D CU 72 S CH 79 B FF 92 1 SAFE S FF 92 2-3 ② K		X FF 90 0-0 ③ F8				3 0	0 0	1 0	0 0	0 0	1 0	3 0
8 Michael Barrett, R (1, 2) OBP: 0.283, SLG: 0.250		B SL 85 1 SAFE T SL 84 X SL 86 1-1 1-3 1B		B CH 80 S CH 80 B CH 79 1 SAFE F FF 90 C CH 81 2-3 ③ K			B CH 77 B CH 79 S SL 81 B FF 88 B FF 88 4-1 10 SH3 10 BLK BB			2	0	1	0	1	1	1
Greg Maddux, R (1, 1) OBP: 0.091, SLG: 0.048 10 Tadahito Iguchi, R (7, PH) (8, 4) OBP: 0.318, SLG: 0.328		X FF 89 0-0 ② B5			F FF 86 T FF 88 X FF 90 0-2 ① L4		C FF 89 X CH 77 0-1 ① SH3 1-3			2 0	0 0	0 0	0 0	0 0	0 0	2 0
Inning Stats	R: 1 H: 2 E: 0 LOB: 1 K: 1 BB: 1 S: 9 P: 17	R: 0 H: 2 E: 0 LOB: 2 K: 0 BB: 0 S: 14 P: 18	R: 0 H: 0 E: 0 LOB: 0 K: 2 BB: 0 S: 12 P: 18	R: 0 H: 1 E: 0 LOB: 1 K: 2 BB: 0 S: 10 P: 17	R: 0 H: 0 E: 0 LOB: 0 K: 1 BB: 0 S: 8 P: 11	R: 0 H: 1 E: 1 LOB: 2 K: 1 BB: 0 S: 10 P: 12	R: 0 H: 0 E: 0 LOB: 1 K: 1 BB: 1 S: 8 P: 15	R: 1 H: 1 E: 0 LOB: 0 K: 1 BB: 0 S: 6 P: 10		1B: 3 SF: 1 2B: 3 SAC: 1 3B: 0 DP: 1 HR: 1 HBP: 0						

	AB	29
	R	2
	H	7
	RBI	2
	BB	2
	SO	9
	LOB	20

WP: 0 PA: 33
PB: 0
SB: 0
CS: 0

PITCHER		IP	WLS	BF	H	R	ER	SO	BB	IBB	HBP	BLK	WP	HR	S	P	ERA	WHIP
30 Ted Lilly, L ERA: 5.23	(1, 1)	7.1	L	31	7	2	2	8	2	0	0	1	0	1	73	110	2.46	1.227
49 Carlos Marmol, R ERA: 2.39	(8, 1)	0.2		2	0	0	0	1	0	0	0	0	0	0	4	8	0.00	0.000

PITCHER	IP	WLS	BF	H	R	ER	SO	BB	IBB	HBP	BLK	WP	HR	S	P	ERA	WHIP

Batter	1	2	3	4	5	6	7	8	9	AB	R	H	RBI	BB	SO	LOB
12 Alfonso Soriano, R (1, 7) OBP: 0.325, SLG: 0.549	B FF 92 S FF 92 F SI 91 F FF 92 S FF 93 1-3 ① K		C SI 90 X SI 92 0-1 25 BB, 2 1B, 16 G6-3, 1B	C FC 86 S SL 81 B FF 93 D SL 81 F FF 92 S SL 81 2-3 ② K		S CU 72 B FF 86 F CU 73 B FF 88 X CU 74 2-2 ② F8 2-3		B FF 94 F FF 93 F SL 83 F FF 93 B FF 93 F FF 94 S SL 83 2-3 ③ K		5	1	1	0	0	3	4
2 Ryan Theriot, R (1, 6) OBP: 0.412, SLG: 0.397	C FF 88 F SI 92 S FF 93 0-3 ② K		1 SAFE B SL 78 X SI 90 1-0 16 G6-3, 25 BB 1-2 1B	C FC 88 B FF 92 X SL 78 1-1 25 FC6-4 2-H 1B		B CH 80 F FF 90 F FF 89 X FF 89 1-2 ③ P6			B SL 83 B FF 93 C FF 92 X FF 94 2-1 1 1B 2B	5	1	3	1	0	1	1
25 Derrek Lee, R (1, 3) OBP: 0.338, SLG: 0.510	B SI 90 B FF 92 X SI 91 2-0 ③ G5-3		S FC 89 B FC 88 B FF 94 B SI 91 B FC 89 4-1 16 G6-3 1-2 2-3 BB	C SI 92 1 SAFE B FF 87 X FF 89 1-1 ③ FC6-4 1-2f			C CU 72 B CU 74 F FF 89 F CU 74 S FF 90 2-3 ① K		C CU 78 S SL 83 S SL 84 0-3 ① K	4	0	0	0	1	2	2
16 Aramis Ramirez, R (1, 5) OBP: 0.418, SLG: 0.522		S FF 91 B FF 92 S FC 88 X FF 93 1-2 ① F9	X FC 89 0-0 ② G6-3 1-2 2-3 3-H	B SL 78 B SL 79 F FC 88 X SI 90 2-1 ① F8			X CU 73 0-0 ② F7		B SL 83 B SL 83 C SL 83 C FF 95 F SL 85 H FF 94 3-2 1 1B, HBP	4	0	0	1	0	0	2
1 Kosuke Fukudome, L (1, 9) OBP: 0.408, SLG: 0.443		B FF 90 C FF 91 X SL 78 1-1 HR	I IN 70 I IN 72 I IN 73 I IN 71 4-0 IBB	F SI 91 C FF 93 X FF 87 0-2 ② F8			X FF 89 0-0 ③ G4-3		S FF 95 S FF 96 B FF 95 B FF 96 F FF 95 F FF 95 X SL 86 2-2 1-3 2-H 1B	4	1	2	2	1	0	0
18 Geovany Soto, R (1, 2) OBP: 0.375, SLG: 0.540		S SI 93 C FF 93 B FC 88 B FC 87 F FF 93 S SL 80 2-3 ② K	S FF 89 F SL 80 S SL 81 0-3 ③ K	S FC 83 B SI 89 S SL 82 B SL 78 B FF 94 B SL 77 4-2 BB				B SL 83 B FF 93 B FF 93 C FF 92 X FF 92 3-1 ① F9	C SL 83 B FF 95 C SL 83 S SL 84 1-3 ② K	4	0	0	0	1	3	5
Jim Edmonds, L (1, 8) OBP: 0.279, SLG: 0.316		C SI 92 C SI 90 B FF 93 B SL 79 X FF 92 2-2 1B		B SL 78 B SI 92 C FF 91 F SI 92 F FC 88 B FF 94 S FF 94 3-3 ① K	B SI 91 B FC 88 B SI 91 C FF 91 S FF 92 X FF 92 3-2 ③ F7			F FF 93 B FF 94 B FF 93 X FF 93 2-1 BB 1B	B FF 94 C FF 94 B SI 93 C CU 79 X SI 93 2-2 ③ F8	5	0	2	0	0	1	3
Mark DeRosa, R (1, 4) OBP: 0.391, SLG: 0.477		C SI 90 F FF 92 1 SAFE B FF 88 C SI 92 1-3 ③ K		B FF 91 X FF 92 1-0 HR		C CU 72 X SI 88 0-1 12 F8, 46 SH1-4 1B		B FF 91 B SL 84 1 SAFE B FF 93 B FF 93 4-0 1-2 BB		3	1	2	1	1	1	1
46 Ryan Dempster, R (1, 1) OBP: 0.206, SLG: 0.292 48 Neal Cotts, L (6, 1) 49 Carlos Marmol, R (7, 1) 17 Mike Fontenot, L (8, PH) OBP: 0.348, SLG: 0.392 Bob Howry, L (8, 1) 34 Kerry Wood, R (9, 1)			S FF 90 B FF 92 F FF 92 F FC 87 F FF 93 C SL 79 1-3 ① K	B FF 93 X FF 92 1-0 2 1B, 2B		1 SAFE L SI 85 B FF 86 C FF 83 X CU 70 1-2 ① SH1-4 1-2		X FF 92 0-0 ② F4		2 1 1 0 0 1 0 0 0 0 0 0 0 0 0 0 0 0 0 0 0 1 0 0 0 0 0 2 0 0 0 0 0 0 0 0 0 0 0 0 0 0						

Inning Stats	1	2	3	4	5	6	7	8	9
	R: 0 E: 0 K: 2 S: 8	H: 0 LOB: 0 BB: 0 P: 11	R: 1 E: 0 K: 2 S: 15	H: 2 LOB: 1 BB: 0 P: 22	R: 1 E: 0 K: 2 S: 13	H: 2 LOB: 2 BB: 2 P: 23	R: 2 E: 0 K: 2 S: 14	H: 3 LOB: 1 BB: 0 P: 23	R: 0 E: 0 K: 0 S: 10	H: 0 LOB: 1 BB: 1 P: 19	R: 0 E: 0 K: 0 S: 11	H: 1 LOB: 1 BB: 0 P: 15	R: 0 E: 0 K: 1 S: 5	H: 0 LOB: 0 BB: 0 P: 7	R: 0 E: 0 K: 1 S: 10	H: 1 LOB: 2 BB: 1 P: 21	R: 1 E: 0 K: 2 S: 19	H: 2 LOB: 2 BB: 0 P: 29

1B: 7	SF: 0
2B: 2	SAC: 1
3B: 0	DP: 0
HR: 2	HBP: 1

WP: 0	PA: 43
PB: 0	
SB: 0	
CS: 0	

PITCHER		IP	WLS	BF	H	R	ER	SO	BB	IBB	HBP	BLK	WP	HR	S	P	ERA	WHIP
58 Chad Billingsley, R ERA: 3.57	(1, 1)	5.0		25	7	4	4	8	2	1	0	0	0	2	60	98	7.20	1.800
47 Cory Wade, R ERA: 1.45	(6, 1)	2.0		7	1	0	0	1	0	0	0	0	0	0	16	22	0.00	0.500
45 Scott Proctor, R ERA: 5.4	(8, 1)	1.0		5	1	0	0	1	1	0	0	0	0	0	10	21	0.00	2.000
44 Takashi Saito, R ERA: 2.19	(9, 1)	1.0	L	6	2	1	1	2	0	0	1	0	0	0	19	29	9.00	2.000

PITCHER		IP	WLS	BF	H	R	ER	SO	BB	IBB	HBP	BLK	WP	HR	S	P	ERA	WHIP

TOP

Chicago Cubs @ Los Angeles Dodgers

Dodger Stadium, Los Angeles, CA

Thu Jun 05 2008, 7:10 PM PDT

Att. 44,988 - Clear - 69 F

livebaseballscorecards.com

AB	37
R	5
H	11
RBI	5
BB	4
SO	12
LOB	20

Batter	1	2	3	4	5	6	7	8	9	AB	R	H	RBI	BB	SO	LOB
9 Juan Pierre, L (1, 7) OBP: 0.345, SLG: 0.315	B SI 89 B FF 91 C SI 90 X SI 91 2-1 G3 ①		C SI 91 B SI 93 X SI 92 1-1 G6-3 ③		X SI 91 0-0 F8 ②		C FF 92 B SL 81 C SL 81 X FF 92 1-2 P5 ③		S FF 97 S CU 83 B CU 82 F FF 97 B CU 80 D CU 82 B CU 84 4-2 1-2 2-3 BB	4	0	0	0	1	0	2
27 Matt Kemp, R (1, 8) OBP: 0.350, SLG: 0.447	C FF 92 C SL 85 B SL 85 B SI 92 X SL 85 2-2 G5-3 ②			F SL 84 X FF 91 0-1 F8 ①	B SL 85 B SL 83 S SL 84 X SL 84 2-1 1-2 F7 ③			F FF 91 X SL 83 0-1 F7 ①	D CU 83 B FF 96 S FF 96 C FF 96 S FF 95 2-3 K ③	5	0	0	0	0	1	4
16 Andre Ethier, L (1, 9) OBP: 0.356, SLG: 0.442	B SI 92 C FS 82 X FF 91 1-1 G4-3 ③			F SI 93 B FF 92 B SL 83 B FF 91 X SI 92 3-1 2B		B SI 88 B SL 84 B FS 81 C SI 89 X SI 89 3-1 G4-3 ①		C SI 91 B SI 92 F FF 92 F SI 92 B FF 91 X FF 91 2-2 F7 ②		4	0	1	0	0	0	0
12 Jeff Kent, R (1, 4) OBP: 0.292, SLG: 0.428		X SI 89 0-0 F9 ①		B SI 92 X SI 92 1-0 F9 ②		B SI 89 B SL 84 B SI 91 C FF 90 X SI 91 3-1 HR		F FF 93 B SI 93 X FF 92 1-1 HR		4	2	2	2	0	0	1
55 Russell Martin, R (1, 2) OBP: 0.420, SLG: 0.411		B SI 91 B SI 91 C SI 92 B SI 92 B SI 92 4-1 7 E 7 G3 BB		S SL 84 D SL 85 B SL 85 F SI 92 X SL 84 2-2 G4-3 ③		B SI 92 B SL 83 B SL 82 C SI 89 B SI 91 4-1 7 G4-6-3 BB		B FF 92 F FF 91 C SL 82 S SL 82 1-3 K ③		2	0	0	0	2	1	1
7 James Loney, L (1, 3) OBP: 0.329, SLG: 0.422		C SI 92 X SI 92 0-1 G3 ② 1-3			B FF 91 F FF 90 B FF 92 F SL 84 X SL 85 2-2 G4-3 ①	C SL 83 S FF 90 F FF 91 F FF 91 F FF 90 X SL 86 0-2 G4-6-3 ②③ 1-2f			F FF 95 B FF 96 X FF 97 1-1 9 BB 2B	4	0	1	0	0	0	2
33 Blake DeWitt, L (1, 5) OBP: 0.372, SLG: 0.450		B FS 82 F FF 92 F SI 92 B SI 92 X FS 83 2-2 G3-1 ③			B SL 83 X SI 90 1-0 14 3B 2B		C SL 82 X FF 88 0-1 14 SH5-4 1B		F FF 96 2 SAFE B CU 81 F FF 97 C CU 82 1-3 ①	4	1	2	0	0	1	2
14 Chin-Lung Hu, R (1, 6) OBP: 0.241, SLG: 0.222			B SI 89 C SI 90 F SI 91 F SL 83 F SI 91 F SL 84 S SL 84 1-3 K ①		C SL 84 F SI 91 X FF 90 0-2 21 1B 2-H 3B		B FF 88 B CH 85 B FF 88 C FF 88 X FF 88 3-1 SH5-4 ① 1-2		C CU 83 B CU 82 S FF 97 X CU 81 1-2 F8 ②	3	1	1	1	0	1	1
58 Chad Billingsley, R (1, 1) OBP: 0.130, SLG: 0.091 21 Mark Sweeney, L (5, PH) OBP: 0.226, SLG: 0.174 Chan Ho Park, R (5, PR) 47 Cory Wade, R (6, 1) 3 Delwyn Young, S (7, PH) OBP: 0.357, SLG: 0.368 45 Scott Proctor, R (8, 1) 44 Takashi Saito, L (9, 1) Terry Tiffee, S (9, PH) OBP: 0.400, SLG: 0.250			C FF 91 X SL 85 0-1 G1-3 ②		X FS 84 0-0 27 PB 3-H 1B		B SL 80 S SL 80 C SL 82 S SL 80 1-3 K ②		C CU 82 B CU 82 S FF 96 H FF 96 2-2 9 BB HBP	1 1 0 0 1 0 0 0	0 0 0 0 0 0 0 0	0 1 0 0 0 0 0 0	0 1 0 0 0 0 0 0	0 1 0 0 0 1 0 0	0 0 0 0 0 0 0 0	0 1 0 0 1 1 0 0
Inning Stats	R: 0 E: 0 K: 0 S: 7 H: 0 LOB: 0 BB: 0 P: 12	R: 0 E: 1 K: 0 S: 7 H: 0 LOB: 1 BB: 1 P: 13	R: 0 E: 0 K: 1 S: 10 H: 0 LOB: 0 BB: 0 P: 12	R: 0 E: 0 K: 0 S: 8 H: 1 LOB: 1 BB: 0 P: 14	R: 2 E: 0 K: 0 S: 11 H: 3 LOB: 2 BB: 0 P: 16	R: 1 E: 0 K: 0 S: 11 H: 1 LOB: 0 BB: 1 P: 21	R: 0 E: 0 K: 1 S: 10 H: 1 LOB: 1 BB: 0 P: 15	R: 1 E: 0 K: 1 S: 11 H: 1 LOB: 0 BB: 0 P: 15	R: 0 E: 0 K: 2 S: 16 H: 1 LOB: 3 BB: 1 P: 27	1B: 2 2B: 3 3B: 1 HR: 2 SF: 0 SAC: 1 DP: 1 HBP: 1						

PITCHER		IP	WLS	BF	H	R	ER	SO	BB	IBB	HBP	BLK	WP	HR	S	P	ERA	WHIP
46 Ryan Dempster, R ERA: 2.9	(1, 1)	5.1		23	5	3	3	1	2	0	0	0	0	1	48	82	5.06	1.312
48 Neal Cotts, L ERA:	(6, 1)	1.0	H	3	1	0	0	0	0	0	0	0	0	0	10	13	0.00	1.000
49 Carlos Marmol, R ERA: 2.35	(7, 1)	0.2	H	2	0	0	0	1	0	0	0	0	0	0	6	8	0.00	0.000
Bob Howry, R ERA: 4.5	(8, 1)	1.0	W	4	1	1	1	1	0	0	0	0	0	1	11	15	9.00	1.000
34 Kerry Wood, R ERA: 2.7	(9, 1)	1.0	S	6	1	0	0	2	1	0	1	0	0	0	16	27	0.00	2.000

PITCHER	IP	WLS	BF	H	R	ER	SO	BB	IBB	HBP	BLK	WP	HR	S	P	ERA	WHIP

BOTTOM

Chicago Cubs @ Los Angeles Dodgers

Dodger Stadium, Los Angeles, CA

Thu Jun 05 2008, 7:10 PM PDT

Att. 44,988 - Clear - 69 F

livebaseballscorecards.com

AB	33
R	4
H	8
RBI	4
BB	3
SO	5
LOB	14

WP: 0 PA: 38
PB: 1
SB: 0
CS: 0

Chicago Cubs @ Los Angeles Dodgers

Dodger Stadium, Los Angeles, CA

Fri Jun 06 2008, 7:40 PM PDT

Att. 52,484 - Clear - 75 F

TOP

livebaseballscorecards.com

Batter	1	2	3	4	5	6	7	8	9	AB	R	H	RBI	BB	SO	LOB
12 Alfonso Soriano, R (1, 7) OBP: 0.324, SLG: 0.543	F SI 91 S FF 91 B SI 92 F FS 89 S SL 84 1-3 ① K	C SL 86 B SL 87 X SI 95 1-1 ③ G5-3			F SL 86 S SL 85 B SL 85 B SL 86 X SI 95 2-2 2 G6-4-3 1B		C SI 96 B SL 87 S SL 87 B FF 96 S SL 87 2-3 ② K	4	0	1	0	0	2	0
2 Ryan Theriot, R (1, 6) OBP: 0.410, SLG: 0.395	C SI 92 B SI 92 X SI 93 1-1 ② G6-3			B FF 91 C SI 91 F SI 93 B SI 89 X SI 93 2-2 25 E 25 1B 1B		X SI 92 0-0 ②③ G6-4-3 1-2f		B SI 95 C SI 94 F SI 94 C SL 88 1-3 ③ K	4	0	1	0	0	1	1
25 Derrek Lee, R (1, 3) OBP: 0.338, SLG: 0.508	B SI 94 S SL 85 S SL 86 F SI 94 B FF 95 F FF 94 S SL 87 2-3 ③ K			S SL 85 C SL 85 B FF 95 B FF 93 X SL 86 2-2 E1 1 G6-4-3 1B 1-3			B SI 93 C SI 92 F SI 93 B SL 86 S SI 94 2-3 ① K		3	0	1	0	0	2	0
16 Aramis Ramirez, R (1, 5) OBP: 0.413, SLG: 0.514		F FF 93 B SI 92 X SI 94 1-1 ① G6-3		D SL 86 B SI 94 F SI 93 C SI 93 S SL 88 2-3 ① K			C SL 86 S SL 86 B SL 86 X SI 96 1-2 ② P4			3	0	0	0	0	1	2
1 Kosuke Fukudome, L (1, 9) OBP: 0.403, SLG: 0.437		F SI 95 B FF 94 B FF 93 B FF 92 X SI 94 3-1 ② F7		B SI 93 B SI 90 F FF 93 X SI 95 2-1 ②③ G6-4-3 1-2f			B SI 95 C SI 94 B SI 91 F SI 95 X SI 95 2-2 ③ F7			3	0	0	0	0	0	2
Jim Edmonds, L (1, 8) OBP: 0.280, SLG: 0.316		X SI 93 0-0 1B			B CU 81 B SI 92 F SI 91 X SI 92 2-1 ① G4-3			C SI 92 B FF 91 S FF 93 1-3 ① K		3	0	1	0	0	1	0
Mark DeRosa, R (1, 4) OBP: 0.386, SLG: 0.469 32 Jon Lieber, L (8, 1)		F SI 94 C SL 85 X FS 87 0-2 ③ G4-3			C SI 95 B SI 93 X SI 94 1-1 ② G6-3			S SL 86 C SL 85 T FF 95 0-2 ② K		3 0	0 0	0 0	0 0	0 0	1 0	1 0
Henry Blanco, R (1, 2) OBP: 0.356, SLG: 0.381			F SI 93 B SL 85 C SL 85 S SI 96 1-3 ① K		X SI 94 0-0 ③ F7			B SI 94 F FF 94 S SL 86 B SL 86 F SI 94 X SI 94 2-2 ③ F8		3	0	0	0	0	1	0
Sean Gallagher, R (1, 1) Ronny Cedeno, R (6, PH) OBP: 0.373, SLG: 0.407 22 Kevin Hart, R (6, 1) 47 Scott Eyre, L (7, 1) 17 Mike Fontenot, L (8, 4) OBP: 0.344, SLG: 0.388			S FF 94 S FF 95 S FS 86 0-3 ② K			B C SI 92 F SL 85 1-3 ① K			C SI 92 X SI 94 0-1 ① G6-3	1 1 0 0 1	0 0 0 0 0	0 0 0 0 0	0 0 0 0 0	0 0 0 0 0	1 1 0 0 0	0 0 0 0 0
Inning Stats	R: 0 E: 0 K: 2 S: 11 H: 0 LOB: 0 BB: 0 P: 15	R: 0 E: 0 K: 0 S: 8 H: 1 LOB: 1 BB: 0 P: 12	R: 0 E: 0 K: 2 S: 8 H: 0 LOB: 0 BB: 0 P: 10	R: 0 E: 1 K: 1 S: 11 H: 2 LOB: 1 BB: 0 P: 19	R: 0 E: 0 K: 0 S: 5 H: 0 LOB: 0 BB: 0 P: 8	R: 0 E: 0 K: 1 S: 7 H: 1 LOB: 0 BB: 0 P: 10	R: 0 E: 0 K: 1 S: 9 H: 0 LOB: 0 BB: 0 P: 14	R: 0 E: 0 K: 2 S: 10 H: 0 LOB: 0 BB: 0 P: 13	R: 0 E: 0 K: 2 S: 8 H: 0 LOB: 0 BB: 0 P: 11	1B: 4 2B: 0 3B: 0 HR: 0		SF: 0 SAC: 0 DP: 2 HBP: 0			WP: 0 PB: 0 SB: 0 CS: 0	PA: 29

	AB	29
	R	0
	H	4
	RBI	0
	BB	0
	SO	11
	LOB	6

PITCHER	IP	WLS	BF	H	R	ER	SO	BB	IBB	HBP	BLK	WP	HR	S	P	ERA	WHIP
18 Hiroki Kuroda, R (1, 1) ERA: 3.49	9.0	W	29	4	0	0	11	0	0	0	0	0	0	77	112	0.00	0.444

PITCHER	IP	WLS	BF	H	R	ER	SO	BB	IBB	HBP	BLK	WP	HR	S	P	ERA	WHIP

Batter	1	2	3	4	5	6	7	8	9	AB	R	H	RBI	BB	SO	LOB
9 Juan Pierre, L (1, 7) OBP: 0.343, SLG: 0.310	C FF 93 C FF 94 B FF 95 B CU 76 X FF 93 2-2 ① F8		B FF 93 B FF 94 B FF 93 C FF 90 B FF 94 4-1 3 G1-3 BB		B FF 93 F FF 91 X FF 90 1-1 ① G1-3		C SI 92 S SL 87 X SL 86 0-2 ① G3			3	0	0	0	1	0	0
3 Delwyn Young, S (1, 9) OBP: 0.370, SLG: 0.390 16 Andre Ethier, L (8, 9) OBP: 0.356, SLG: 0.442	C FF 95 S CU 77 1 CU 75 B FF 94 B FF 94 B FF 94 4-2 12 2B BB		1 SAFE F FF 94 1 SAFE B FF 92 1 SAFE C FF 94 F SL 77 B FF 94 X FF 92 2-2 ② G1-3 1-2		F FF 92 B CU 75 F FF 91 S CU 77 1-3 ② K		S SL 86 C FF 92 F SL 86 B CU 80 B SL 87 B FF 91 F SL 86 F SL 88 F SL 87 3-2 X SL 87 1B 2B			3 0	1 0	1 0	0 0	1 0	1 0	1 0
12 Jeff Kent, R (1, 4) OBP: 0.292, SLG: 0.432 Luis Maza, R (6, 4) OBP: 0.289, SLG: 0.310	X FF 93 0-0 7 G4-3 1-H 2B		B FF 94 B SL 84 B SL 83 X FF 93 3-0 ③ F8		B SL 85 C FF 93 C FF 92 B CU 75 B SL 83 C FF 94 3-3 ③ K		C SL 88 F CU 78 F SL 88 F FF 91 X SL 86 0-2 2-3 1B			3 1	0 0	1 1	1 0	0 0	1 0	1 0
7 James Loney, L (1, 3) OBP: 0.332, SLG: 0.421	C CU 76 X FF 92 0-1 ② G4-3 2-3			B CU 75 B FF 91 B FF 90 B FF 93 4-0 33 1B 27 1B G6-3 BB		X SI 93 0-0 33 FC3-6 27 BB 1B 1B	C SL 82 B SL 82 F FF 92 B SL 80 F FF 90 S SL 81 2-3 ② K			3	2	1	0	1	1	3
27 Matt Kemp, R (1, 8) OBP: 0.352, SLG: 0.445	B CU 75 X CU 75 1-0 ③ F9			X FF 92 0-0 G6-3 33 1B 1-2 1B		B CU 80 D SL 89 S SL 88 B SL 88 B SL 87 4-1 33 FC3-6 1-2 BB	C SL 80 B FF 92 B SL 80 S SL 83 S FF 92 2-3 ③ K			3	0	1	0	1	1	3
33 Blake DeWitt, L (1, 5) OBP: 0.369, SLG: 0.446		B CH 82 X FF 93 1-0 ① F7		B FF 92 C FF 92 X CU 74 1-1 G6-3 1-2 2-3 1B		B FF 92 F SL 91 S SL 87 X SL 85 1-2 ① FC3-6 1B 1-2f 2-3		B SI 89 X SI 88 1-0 ① L8		4	0	1	0	0	0	2
Danny Ardoin, R (1, 2) OBP: 0.273, SLG: 0.200		C FF 92 B SL 82 C FF 93 B FF 94 X FF 93 2-2 ② G3		T FF 92 F FF 94 B FF 95 F SL 84 F FF 94 X CU 74 1-2 ① G6-3 1-2 2-3 3-H		X SL 87 0-0 1-2 3-H 1B		F SI 89 B SI 89 T SL 84 X SL 82 1-2 ② L4		4	0	1	2	0	0	2
14 Chin-Lung Hu, R (1, 6) OBP: 0.232, SLG: 0.214		C FF 93 B SL 85 F SL 83 F CU 76 B FF 95 S FF 94 2-3 ③ K		B SL 84 B FF 94 C FF 93 B SL 84 C SL 84 S SL 83 3-3 ② K		S SL 87 C SL 89 B SL 89 F SL 87 F FF 93 F CU 80 B CU 80 F SL 88 S SL 85 2-3 ② K		C FF 90 B SL 83 B SL 82 B SI 88 X FF 88 3-1 ③ G5-3		4	0	0	0	0	3	4
18 Hiroki Kuroda, R (1, 1) OBP: 0.130, SLG: 0.136			C FF 92 F FF 92 F CU 75 S SL 85 0-3 ① K	B FF 93 F FF 93 S FF 94 B FF 94 B FF 93 F FF 95 F FF 94 S FF 94 3-3 ③ K		S SL 88 X SL 87 0-1 ③ F9				3	0	0	0	0	2	4
Inning Stats	R: 1 E: 0 K: 0 S: 9 H: 1 LOB: 1 BB: 1 P: 16	R: 0 E: 0 K: 1 S: 8 H: 0 LOB: 0 BB: 0 P: 13	R: 0 E: 0 K: 1 S: 10 H: 0 LOB: 1 BB: 1 P: 19	R: 1 E: 0 K: 2 S: 16 H: 2 LOB: 2 BB: 1 P: 28	R: 0 E: 0 K: 2 S: 8 H: 0 LOB: 0 BB: 0 P: 13	R: 1 E: 0 K: 1 S: 15 H: 2 LOB: 2 BB: 1 P: 22	R: 0 E: 0 K: 2 S: 22 H: 2 LOB: 2 BB: 0 P: 29	R: 0 E: 0 K: 0 S: 6 H: 0 LOB: 0 BB: 0 P: 11		1B: 5 2B: 2 3B: 0 HR: 0 SF: 0 SAC: 0 DP: 0 HBP: 0					WP: 0 PB: 0 SB: 0 CS: 0	PA: 35

BOTTOM

Chicago Cubs @ Los Angeles Dodgers

Dodger Stadium, Los Angeles, CA

Fri Jun 06 2008, 7:40 PM PDT

Att. 52,484 - Clear - 75 F

livebaseballscorecards.com

AB	31
R	3
H	7
RBI	3
BB	4
SO	9
LOB	20

PITCHER		IP	WLS	BF	H	R	ER	SO	BB	IBB	HBP	BLK	WP	HR	S	P	ERA	WHIP
Sean Gallagher, R ERA: 4.42	(1, 1)	5.0	L	21	3	2	2	6	3	0	0	0	0	0	51	89	3.60	1.200
22 Kevin Hart, R ERA: 6.62	(6, 1)	1.1		9	4	1	1	1	1	0	0	0	0	0	30	40	6.75	3.750
47 Scott Eyre, L ERA:	(7, 1)	0.2		2	0	0	0	2	0	0	0	0	0	0	7	11	0.00	0.000
32 Jon Lieber, R ERA: 3.31	(8, 1)	1.0		3	0	0	0	0	0	0	0	0	0	0	6	11	0.00	0.000

PITCHER	IP	WLS	BF	H	R	ER	SO	BB	IBB	HBP	BLK	WP	HR	S	P	ERA	WHIP

Chicago Cubs @ Los Angeles Dodgers

Dodger Stadium, Los Angeles, CA

Sat Jun 07 2008, 12:55 PM PDT

Att. 50,020 - Sunny - 76 F

livebaseballscorecards.com

TOP

Batter	1	2	3	4	5	6	7	8	9	AB	R	H	RBI	BB	SO	LOB
12 Alfonso Soriano, R (1, 7) OBP: 0.323, SLG: 0.552	C SI 88 S SL 83 S SL 80 0-3 ① K		C SI 89 B SL 82 C SI 90 F SL 82 B SL 82 X SI 90 2-2 ③ F9			X SI 88 0-0 HR	X SL 82 0-0 ② F7			4	1	1	1	0	1	2
2 Ryan Theriot, R (1, 6) OBP: 0.404, SLG: 0.388	B SI 88 B SI 88 C SI 88 B SI 89 C SI 88 X SI 89 3-2 ② G5-3			B SI 88 B SI 89 X SI 88 2-0 ① G6-3		S SL 81 X SL 82 0-1 ① G3	X SL 83 0-0 ③ FC4-6 1-2f			4	0	0	0	0	0	2
25 Derrek Lee, R (1, 3) OBP: 0.337, SLG: 0.504	C SI 89 F FC 84 B SL 83 C SI 90 1-3 ③ K			B SI 89 B SI 90 C SI 88 X 2-1 ② P4		X SL 82 0-0 16 FC5-4 1B		B FF 97 C FF 97 S SL 88 B FF 98 X SL 89 2-2 ① G4-3		4	0	1	0	0	1	0
16 Aramis Ramirez, R (1, 5) OBP: 0.411, SLG: 0.507		S SL 82 C SI 90 B SL 82 F SI 89 B SI 88 X SL 82 2-2 ① G3-1		B SI 90 X SL 84 1-0 ③ F7		B SI 89 C SI 89 B SI 89 S FC 84 F SI 90 X SI 89 2-2 ② FC5-4 1-2f		C FF 98 F FF 99 F FF 98 B FF 97 F SL 90 B SL 91 B FF 97 4-2 1 FC5-4 BB		3	0	0	0	1	0	1
1 Kosuke Fukudome, L (1, 9) OBP: 0.401, SLG: 0.431		B SI 89 F SL 83 X SI 89 1-1 ② G4-3			B SI 88 B SI 88 C SL 82 B SI 89 B SI 89 4-1 17 SH5-3 18 1B 9 G6-3 BB	B SI 89 B CH 83 B SI 89 C SI 90 C SI 89 F SI 89 X CH 84 3-2 ③ G6-3		C FF 97 B CH 92 F FF 97 F CH 90 B FF 98 X FF 98 2-2 ② FC5-4 1-2f		3	1	0	0	1	0	2
18 Geovany Soto, R (1, 2) OBP: 0.377, SLG: 0.537		B SI 89 B SI 88 B SI 90 B SI 89 4-0 17 FC4-6 BB			1 SAFE B SI 88 S SI 89 X SI 89 1-1 17 SH5-3 1-2 1B		B SI 88 C SL 81 S SI 89 S SL 83 1-3 ① K	C FF 98 S SL 89 X SL 91 0-2 ③ G4-3		3	0	1	0	1	1	1
17 Mike Fontenot, L (1, 4) OBP: 0.344, SLG: 0.398		B SI 87 C SI 89 S CH 84 X CH 84 1-2 ③ FC4-6 1-2f			X CH 84 0-0 ① SH5-3 1-2 2-3		B CH 84 F SI 88 C SL 83 B CH 84 X CH 85 2-2 9 1B 38 1B 2B		C FF 92 B FF 91 S FF 94 B FF 94 B SI 92 T FF 94 3-2 ① K	3	1	1	0	0	1	1
9 Reed Johnson, R (1, 8) OBP: 0.344, SLG: 0.364			C SI 87 F SI 88 X SI 89 0-2 ① G5-3		B SI 89 X SI 90 1-0 ② G6-3 3-H		C SL 82 X SI 89 0-1 38 1B 2-3 1B		B FF 93 B FF 93 B FF 91 C FF 92 S FF 92 F FF 93 F FF 94 S FF 94 3-3 ② K	4	0	1	1	0	1	1
38 Carlos Zambrano, S (1, 1) OBP: 0.364, SLG: 0.523 48 Neal Cotts, L (7, 1) Jim Edmonds, L (9, PH) OBP: 0.278, SLG: 0.314			X SL 81 0-0 ② F8		S CH 83 F CH 85 D CH 85 S CH 86 1-3 ③ K		X CH 85 0-0 2 FC4-6 1-2 3-H 1B		C FF 94 C SL 78 B FF 93 F SL 80 B CU 80 S FF 94 2-3 ③ K	3 0 1	0 0 0	1 0 0	1 0 0	0 0 0	1 0 1	1 0 0

Inning Stats																				
	R: 0	H: 0	R: 0	H: 0	R: 0	H: 0	R: 0	H: 0	R: 1	H: 1	R: 1	H: 2	R: 1	H: 3	R: 0	H: 0	R: 0	H: 0	1B: 4	SF: 0	WP: 0	PA: 36
	E: 0	LOB: 0	E: 0	LOB: 1	E: 0	LOB: 0	K: 0	LOB: 0	E: 0	LOB: 1	E: 0	LOB: 1	E: 0	LOB: 2	E: 0	LOB: 1	E: 0	LOB: 0	2B: 1	SAC: 1	PB: 0	
	K: 2	BB: 0	K: 0	BB: 1	K: 0	BB: 0	S: 4	BB: 0	K: 1	BB: 1	K: 0	BB: 0	K: 1	BB: 0	S: 15	BB: 1	K: 3	BB: 0	3B: 0	DP: 0	SB: 0	
	S: 9	P: 13	S: 9	P: 17	S: 8	P: 10	S: 4	P: 9	S: 8	P: 15	S: 12	P: 17	S: 11	P: 14	S: 15	P: 23	S: 12	P: 20	HR: 1	HBP: 0	CS: 0	

PITCHER		IP	WLS	BF	H	R	ER	SO	BB	IBB	HBP	BLK	WP	HR	S	P	ERA	WHIP
Derek Lowe, R ERA: 4.15	(1, 1)	7.0	W	29	6	3	3	4	2	0	0	0	0	1	61	95	3.86	1.143
51 Jonathan Broxton, R ERA: 4.68	(8, 1)	1.0		4	0	0	0	0	1	0	0	0	0	0	15	23	0.00	1.000
44 Takashi Saito, R ERA: 2.1	(9, 1)	1.0		3	0	0	0	3	0	0	0	0	0	0	12	20	0.00	0.000

PITCHER		IP	WLS	BF	H	R	ER	SO	BB	IBB	HBP	BLK	WP	HR	S	P	ERA	WHIP

Chicago Cubs @ Los Angeles Dodgers

Dodger Stadium, Los Angeles, CA

Sat Jun 07 2008, 12:55 PM PDT

Att. 50,020 - Sunny - 76 F

livebaseballscorecards.com

BOTTOM

Batter	1	2	3	4	5	6	7	8	9	AB	R	H	RBI	BB	SO	LOB
9 Juan Pierre, L (1, 7) OBP: 0.344, SLG: 0.313	C SI 88 X SI 88 0-1 G5-3 ①		X SI 91 0-0 16 1B 1B		B FF 89 S FF 91 B SI 93 B FF 90 C SI 88 F SI 94 X FF 91 3-2 F7 ②		C SI 92 B CU 69 B SI 92 X FF 92 2-1 16 S 16 E 1B	B FF 92 B FF 90 B FF 88 C FF 87 C FF 88 X FF 88 3-2 G4-3 ③		5	1	2	0	0	0	0
16 Andre Ethier, L (1, 9) OBP: 0.359, SLG: 0.443	B SI 93 B FF 90 B SI 93 C SI 92 C FF 92 C SI 95 3-3 K ②		1 SAFE 1 SAFE B SI 90 X FF 91 1-0 12 G3-6-1 1-2 1B		F SI 94 X SI 95 0-1 L1 ③		C FF 90 1 SAFE B SI 89 1 SAFE B FF 90 S FF 89 X FF 91 2-2 E5 55 1B 1-H 1B			4	1	2	0	0	1	0
12 Jeff Kent, R (1, 4) OBP: 0.296, SLG: 0.433 51 Jonathan Broxton, R (8, 1) 44 Takashi Saito, L (9, 1)	B SI 95 B SL 84 X SI 94 2-0 1B		B SI 93 2 SAFE X SI 93 1-0 G3-6-1 ② ③ 1-2f			B SL 81 X SI 92 1-0 55 HR 1B	X SI 92 0-0 P6 ②			4 0 0	1 0 0	2 0 0	0 0 0	0 0 0	0 0 0	3 0 0
55 Russell Martin, R (1, 2) OBP: 0.425, SLG: 0.432	B SI 94 C SL 81 X FF 92 1-1 G4-3 ③			X SL 80 0-0 7 S 1B		C FF 89 X SL 82 0-1 1-H HR	F SI 94 X SI 94 0-1 7 1B 27 HR 2-H 1B			4	2	3	3	0	0	1
7 James Loney, L (1, 3) OBP: 0.331, SLG: 0.418		B SI 92 B FF 90 F FF 90 C SI 93 X SI 87 2-2 G5-3 ①		S SI 88 B FS 83 X FF 90 1-1 P4 ① 1-2		B SI 94 S FF 93 X FF 92 1-1 F7 ①	C FF 91 X FF 94 0-1 27 HR 1-3 1B			4	1	1	0	0	0	1
27 Matt Kemp, R (1, 8) OBP: 0.355, SLG: 0.460		B FF 92 B SI 95 C SI 94 S SL 85 F SI 96 S SL 84 2-3 K ②		F SL 80 S SL 80 S FF 93 0-3 K ②		X SI 94 0-0 14 S 1B	D SL 82 X SI 92 1-0 1-H 3-H HR			4	1	2	3	0	2	1
33 Blake DeWitt, L (1, 5) OBP: 0.372, SLG: 0.444		B FS 87 B SI 94 F FF 93 C SI 93 F FC 93 X FS 86 2-2 1B		4-0 IBB		X FF 92 0-0 P3 ②	C SL 83 B FF 92 B SL 82 F FF 90 F FF 90 S SL 85 2-3 K ③			3	0	1	0	1	1	1
14 Chin-Lung Hu, R (1, 6) OBP: 0.224, SLG: 0.206		B SI 93 F SI 92 C SI 93 S SL 83 1-3 K ③		X SI 92 0-0 G3 ③		F SI 92 1 SAFE 1 SAFE C SI 92 C SI 94 0-3 K ③ 1-2		C FF 92 B FF 92 S FF 92 X FF 93 1-2 G4-3 ①		4	0	0	0	0	2	4
Derek Lowe, R (1, 1) OBP: 0.192, SLG: 0.192 3 Delwyn Young, S (7, PH) OBP: 0.362, SLG: 0.381 Luis Maza, R (8, 4) OBP: 0.283, SLG: 0.302			C SI 90 C SI 91 F SL 82 B FF 93 B SI 93 F FF 94 F SI 95 X SI 94 2-2 G1-3 ①		C SI 88 S SL 78 B SI 91 X SI 91 1-2 G3-1 ①		B SI 92 F FF 91 B SI 94 S SI 91 B FC 90 S FF 94 3-3 K ① B FF 92 X FF 91 1-0 L9 ②			2 1 1	0 0 0	0 0 0	0 0 0	0 1 0	0 0 0	0 0 0
Inning Stats	R: 0 E: 0 K: 1 S: 8 H: 1 LOB: 1 BB: 0 P: 14	R: 0 E: 0 K: 2 S: 14 H: 1 LOB: 1 BB: 0 P: 21	R: 0 E: 0 K: 0 S: 9 H: 2 LOB: 1 BB: 0 P: 13	R: 0 E: 0 K: 1 S: 7 H: 1 LOB: 2 BB: 1 P: 12	R: 0 E: 0 K: 0 S: 9 H: 0 LOB: 0 BB: 0 P: 13	R: 2 E: 0 K: 1 S: 10 H: 3 LOB: 1 BB: 0 P: 12	R: 5 E: 1 K: 2 S: 18 H: 5 LOB: 0 BB: 0 P: 28	R: 0 E: 0 K: 0 S: 7 H: 0 LOB: 0 BB: 0 P: 12		1B: 11 2B: 0 3B: 0 HR: 2	SF: 0 SAC: 0 DP: 1 HBP: 0			WP: 0 PB: 0 SB: 3 CS: 0	PA: 37	

	AB	36
	R	7
	H	13
	RBI	6
	BB	1
	SO	7
	LOB	11

PITCHER	IP	WLS	BF	H	R	ER	SO	BB	IBB	HBP	BLK	WP	HR	S	P	ERA	WHIP
38 Carlos Zambrano, R (1, 1) ERA: 3.01	6.2	L	33	13	7	7	6	0	1	0	0	0	2	71	107	9.45	1.950
48 Neal Cotts, L (7, 1) ERA:	1.1		4	0	0	0	1	0	0	0	0	0	0	11	18	0.00	0.000

PITCHER	IP	WLS	BF	H	R	ER	SO	BB	IBB	HBP	BLK	WP	HR	S	P	ERA	WHIP

Batter	1	2	3	4	5	6	7	8	9	AB	R	H	RBI	BB	SO	LOB
12 Alfonso Soriano, R (1, 7) OBP: 0.320, SLG: 0.548 9 Reed Johnson, R (9, 7) OBP: 0.344, SLG: 0.364	F FF 93 C FF 94 B FF 94 X FF 94 1-2 ① P4	B FF 95 X FF 95 1-0 ③ G5-3			X CU 77 0-0 1B 2B		B SI 93 F FF 91 B SI 92 X SL 85 2-1 ① F7		F SI 92 D FF 91 S SL 82 S SL 82 1-3 ② K	5 0	1 0	1 0	0 0	0 0	1 0	3 0
Mark DeRosa, R (1, 4) OBP: 0.391, SLG: 0.488	C FS 87 B FF 94 B FF 94 B FF 93 X FF 94 3-1 HR		C CU 77 B FF 95 B FS 88 X FF 95 2-1 ① G3-1		B SI 94 X SI 94 1-0 25 G4-3 25 WP 16 2B 2-H 1B		C SL 84 B SI 91 X CU 76 1-1 25 G6-4-3 1B		B SL 82 B FF 92 F FF 91 C SL 82 S CU 78 2-3 ③ K	5	2	3	2	0	1	1
25 Derrek Lee, R (1, 3) OBP: 0.339, SLG: 0.502	F FF 94 B CU 81 X FF 94 1-1 16 G5-3 1B		C FF 95 B FF 95 B B B FS 88 4-1 BB		D B FF 94 X FF 94 2-0 ① G4-3 1-3		B CU 79 X SL 85 1-0 ② ③ G6-4-3 1-2f			3	0	1	0	1	0	2
16 Aramis Ramirez, R (1, 5) OBP: 0.408, SLG: 0.507	D FS 86 S FS 86 B FF 93 F FS 86 D FS 88 X FS 88 3-2 ② G5-3 1-2		C SI 94 C SI 95 D FS 86 S FS 89 1-3 ② K		B FS 89 D FF 95 S FF 94 X FS 88 2-1 3-H 2B			B FF 91 T SI 91 B SL 84 F CH 81 B FF 94 F SL 86 F FF 94 X SI 95 3-2 ① G6-3		4	0	1	1	0	1	2
1 Kosuke Fukudome, L (1, 9) OBP: 0.398, SLG: 0.425	F FF 94 B FF 95 F FS 86 B FF 95 X FF 94 2-2 ③ G1-3		F FF 94 B FF 94 F FF 94 X FS 86 1-2 ③ G5-3		C FF 94 D FS 88 B FF 94 C FS 88 B FF 96 T 3-2 ② K			C FF 95 B SL 87 F FF 95 F SI 93 F FF 93 F CH 85 B FF 95 B CU 80 B FF 93 4-2 BB		3	0	0	0	1	1	3
18 Geovany Soto, R (1, 2) OBP: 0.371, SLG: 0.527		S FS 85 C FF 94 F FF 94 X FF 94 0-2 ① F8		S CU 78 C FF 94 B FF 96 B FS 88 X CU 78 2-2 ① G4-3	C CU 80 B FF 95 B SI 96 D CU 79 F FS 87 X FF 95 3-2 ③ F7			1 SAFE F SL 86 B SI 92 C SI 93 F FF 95 B SL 84 F SI 94 B SL 88 X SL 88 3-2 ② P3		4	0	0	0	0	0	2
Jim Edmonds, L (1, 8) OBP: 0.284, SLG: 0.309		B FF 93 C FF 95 F FF 94 B FF 95 B FF 94 B FF 96 4-2 SH1-3 1B BB		S SI 94 B FF 95 B SI 95 F FF 95 B FS 89 B FF 96 4-2 BB			B SI 92 C FF 93 X FF 93 1-1 ① F8	X FF 93 0-0 ③ G4-3		2	0	0	0	2	0	1
Ronny Cedeno, R (1, 6) OBP: 0.368, SLG: 0.400		S FS 84 X FS 86 0-1 SH1-3 1-2 1B		C FF 94 D FS 89 C FF 94 S FF 96 1-3 ② K			C SI 91 S FF 94 B FF 93 S FF 94 1-3 ② K		S SL 81 B SL 82 S FF 91 B SL 82 C FF 92 2-3 ① K	4	0	1	0	0	3	1
Jason Marquis, L (1, 1) OBP: 0.222, SLG: 0.240 49 Carlos Marmol, R (7, 1) 17 Mike Fontenot, L (9, PH) OBP: 0.351, SLG: 0.405 34 Kerry Wood, R (9, 1)		B FF 94 C FF 94 X FS 85 1-1 ② SH1-3 1-2 2-3		B CU 79 C FF 93 B FF 94 S FF 93 F FF 94 X CU 79 2-2 ③ G1-3			S SI 92 C FF 93 S CU 79 0-3 ③ K		F SI 89 F FF 91 B SL 82 B FF 93 X FF 93 2-2 1B	2 0 1 0	0 0 0 0	0 0 1 0	0 0 0 0	0 0 0 0	1 0 0 0	1 0 0 0
Inning Stats	R: 1 E: 0 K: 0 S: 13 H: 2 LOB: 1 BB: 0 P: 23	R: 0 E: 0 K: 0 S: 11 H: 1 LOB: 2 BB: 1 P: 17	R: 0 E: 0 K: 1 S: 9 H: 0 LOB: 1 BB: 1 P: 17	R: 0 E: 0 K: 1 S: 12 H: 0 LOB: 1 BB: 1 P: 21	R: 2 E: 0 K: 1 S: 11 H: 3 LOB: 1 BB: 0 P: 22	R: 0 E: 0 K: 2 S: 8 H: 0 LOB: 0 BB: 0 P: 10	R: 0 E: 0 K: 0 S: 5 H: 1 LOB: 0 BB: 0 P: 9	R: 0 E: 0 K: 0 S: 16 H: 0 LOB: 1 BB: 1 P: 26	R: 0 E: 0 K: 3 S: 12 H: 1 LOB: 1 BB: 0 P: 19	1B: 5 2B: 2 3B: 0 HR: 1 SF: 0 SAC: 1 DP: 1 HBP: 0						

PITCHER	IP	WLS	BF	H	R	ER	SO	BB	IBB	HBP	BLK	WP	HR	S	P	ERA	WHIP
31 Brad Penny, R (1, 1) ERA: 5.38	6.0	L	27	6	3	3	5	3	0	0	0	1	1	64	110	4.50	1.500
Chan Ho Park, R (7, 1) ERA: 2.09	2.0		7	1	0	0	0	1	0	0	0	0	0	21	35	0.00	1.000
44 Takashi Saito, R (9, 1) ERA: 2.03	1.0		4	1	0	0	3	0	0	0	0	0	0	12	19	0.00	1.000

PITCHER	IP	WLS	BF	H	R	ER	SO	BB	IBB	HBP	BLK	WP	HR	S	P	ERA	WHIP

TOP

Chicago Cubs @ Los Angeles Dodgers

Dodger Stadium, Los Angeles, CA

Sun Jun 08 2008, 5:05 PM PDT

Att. 49,944 - Clear - 75 F

livebaseballscorecards.com

AB	33
R	3
H	8
RBI	3
BB	4
SO	8
LOB	16

Batter	1	2	3	4	5	6	7	8	9	AB	R	H	RBI	BB	SO	LOB
9 Juan Pierre, L (1, 7) OBP: 0.347, SLG: 0.321	B SI 90 X SI 88 1-0 12 E 12 S 12 G6-3 1B		B SI 90 X SI 91 1-0 ③ G4-3			B SL 82 C SL 84 X SL 83 1-1 ② F8		C FF 95 X FF 94 0-1 12 FC5 2B		4	1	2	0	0	0	0
16 Andre Ethier, L (1, 9) OBP: 0.357, SLG: 0.437	1 SAFE 1 SAFE B SI 89 X SI 90 1-0 ① P5			X CH 82 0-0 ① F9		F CH 83 B SL 80 C SI 92 X SL 88 1-2 ③ G3-1		B SL 84 B SL 82 B FF 93 B FF 93 4-0 12 FC5 BB		3	0	0	0	1	0	1
12 Jeff Kent, R (1, 4) OBP: 0.291, SLG: 0.424	B SI 90 C SI 90 B SI 90 B SI 92 F SI 90 F SL 85 X SI 92 3-2 ② G6-3 1-H			B SI 91 X SI 88 1-0 ② F7			S SL 87 B SI 89 C SI 90 F CH 86 B SI 92 B SI 91 X SI 92 3-2 ① G5-3	B SL 84 B SL 82 C SL 81 F SL 82 F FF 93 X SL 85 2-2 ③ FC5 1-2 2-3f		4	0	0	1	0	0	2
55 Russell Martin, R (1, 2) OBP: 0.422, SLG: 0.429	B SI 93 C SI 92 B SI 90 B SI 91 X SI 91 3-1 ③ G6-3			C SI 92 B SI 90 B SI 92 X SL 88 2-1 ③ G6-3			C SI 92 B SI 90 B SI 92 C SI 91 F SI 86 X SI 89 2-2 7 BB 1B		B FF 96 S FF 97 F FF 98 S CU 83 1-3 ① K	4	0	1	0	0	1	0
7 James Loney, L (1, 3)		C SI 90 B SL 82 X SI 90 1-1 ① G1-3			S SL 82 B SL 83 B SI 90 X SI 90 2-1 1B		B SL 83 B SL 81 B SI 88 B SI 91 4-0 1-2 BB		C CU 83 B CU 84 X FF 97 1-1 ② F7	3	0	1	0	1	0	0
27 Matt Kemp, R (1, 8) OBP: 0.349, SLG: 0.452		C SL 87 F SI 90 B SI 91 X SI 90 1-2 ② F7			B SI 91 S SI 91 S SI 91 F SL 86 F SI 90 S SI 87 1-3 ① K		B SL 84 S SL 81 C SL 83 F SL 83 S FF 92 1-3 ② K		B CU 84 F FF 97 S SL 85 S FF 96 1-3 ③ K	4	0	0	0	0	3	3
33 Blake DeWitt, L (1, 5) OBP: 0.366, SLG: 0.436		B SL 83 X SI 90 1-0 ③ F8			B C SI 90 B SI 86 B SI 91 F SI 91 X SL 84 3-2 ② P3		C SL 82 B SL 83 B FF 94 B SL 80 C SL 79 X SL 79 3-2 ③ G3-1			3	0	0	0	0	0	3
Angel Berroa, R (1, 6)			C SI 90 X SI 90 0-1 ① G4-3		F SI 91 T SL 87 T SI 92 0-2 ③ K			B FF 94 C FF 94 S FF 93 B SL 80 B SL 78 F FF 92 S SL 79 3-3 ① K		3	0	0	0	0	2	1
31 Brad Penny, R (1, 1) OBP: 0.167, SLG: 0.167 3 Delwyn Young, S (6, PH) OBP: 0.354, SLG: 0.372 Chan Ho Park, R (7, 1) 21 Mark Sweeney, L (8, PH) OBP: 0.222, SLG: 0.170 44 Takashi Saito, L (9, 1)			B SI 91 F SI 89 B SI 90 X SI 90 2-1 ② P6			C SI 90 C SL 84 B SI 91 F CH 86 X CH 85 1-2 ① G4-3		B SL 85 B SL 80 C SL 80 C FF 93 B SL 82 S SL 82 3-3 ② K		1 1 0 1 0	0 0 0 0 0	0 0 0 0 0	0 0 0 0 0	0 0 0 1 0	0 0 0 0 0	0 0 0 0 0
Inning Stats	R: 1 E: 0 K: 0 S: 8 H: 1 LOB: 0 BB: 0 P: 16	R: 0 E: 0 K: 0 S: 6 H: 0 LOB: 0 BB: 0 P: 9	R: 0 E: 0 K: 0 S: 5 H: 0 LOB: 0 BB: 0 P: 8	R: 0 E: 0 K: 0 S: 4 H: 0 LOB: 0 BB: 0 P: 7	R: 0 E: 0 K: 2 S: 13 H: 1 LOB: 1 BB: 0 P: 19	R: 0 E: 0 K: 0 S: 9 H: 0 LOB: 0 BB: 0 P: 12	R: 0 E: 0 K: 1 S: 16 H: 1 LOB: 2 BB: 1 P: 29	R: 0 E: 0 K: 2 S: 13 H: 1 LOB: 2 BB: 1 P: 25	R: 0 E: 0 K: 2 S: 8 H: 0 LOB: 0 BB: 0 P: 11	1B: 3 2B: 1 3B: 0 HR: 0 SF: 0 SAC: 0 DP: 0 HBP: 0						WP: 0 PB: 0 SB: 1 CS: 0 PA: 33

PITCHER		IP	WLS	BF	H	R	ER	SO	BB	IBB	HBP	BLK	WP	HR	S	P	ERA	WHIP
Jason Marquis, R ERA: 4.54	(1, 1)	6.1	W	23	3	1	0	2	1	0	0	0	0	0	54	89	0.00	0.632
49 Carlos Marmol, R ERA: 2.25	(7, 1)	1.2	H	7	1	0	0	3	1	0	0	0	0	0	20	36	0.00	1.200
34 Kerry Wood, R ERA: 2.62	(9, 1)	1.0	S	3	0	0	0	2	0	0	0	0	0	0	8	11	0.00	0.000

PITCHER	IP	WLS	BF	H	R	ER	SO	BB	IBB	HBP	BLK	WP	HR	S	P	ERA	WHIP

BOTTOM

Chicago Cubs @ Los Angeles Dodgers

Dodger Stadium, Los Angeles, CA

Sun Jun 08 2008, 5:05 PM PDT

Att. 49,944 - Clear - 75 F

livebaseballscorecards.com

AB	31
R	1
H	4
RBI	1
BB	2
SO	7
LOB	10

Batter	1	2	3	4	5	6	7	8	9	AB	R	H	RBI	BB	SO	LOB
19 Yunel Escobar, R (1, 6) OBP: 0.372, SLG: 0.413	F FF 87 B FF 87 B SL 82 S SL 82 B FF 88 B FF 88 4-2 2 1B HR BB	S CH 81 B FF 89 S SL 82 B SL 83 S FF 90 2-3 ③ K			C CU 70 B FF 88 F SL 82 F FF 89 X CH 79 1-2 1B		C SL 84 B SL 84 X SL 82 1-1 ③ L6		C FF 88 B SL 82 X SL 84 1-1 2B	4	1	2	0	1	1	3
2 Kelly Johnson, L (1, 4) OBP: 0.360, SLG: 0.469	X FF 86 0-0 1-3 HR 1B	B SL 78 C SL 79 C CH 73 B FF 86 C CU 66 2-3 ① K			X FF 88 0-0 ③ L7			X SI 91 0-0 ① G6-3	B SI 88 F SI 89 B SI 88 F SI 89 B FF 89 B SI 88 4-2 7 G5-4-3 BB	4	1	1	0	1	1	1
7 Jeff Francoeur, R (1, 9) OBP: 0.301, SLG: 0.411	C FF 88 1 SAFE S CH 80 S CH 78 0-3 ① K	C FF 87 F FF 88 B CH 79 S FF 88 1-3 ② K				X FF 85 0-0 ① F9		X SI 91 0-0 ② 1B 16 1B 1B	B SI 89 B SI 89 S SL 84 D SL 83 X SI 88 3-1 ②③ G5-4-3 1-2f	5	1	1	0	0	2	4
Mark Teixeira, S (1, 3) OBP: 0.366, SLG: 0.465	C CH 78 F FF 88 B FF 90 S CH 80 1-3 ② K	B SL 82 F SL 81 X FF 88 1-1 ③ G5-3			B CH 77 C SL 81 B SL 81 X SL 82 2-1 ② G5-3			C SI 92 B SI 92 B SI 92 B FF 92 C FF 92 X FF 92 3-2 ② F7		4	0	0	0	0	1	3
Greg Norton, S (1, 7) OBP: 0.369, SLG: 0.394	C FF 90 X CH 80 0-1 1-H 3-H HR			B SL 81 F SL 81 F FF 88 X CU 70 1-2 ① L7	F FF 88 S FF 90 S CU 74 0-3 ③ K			B SL 81 B SI 91 X FF 91 2-0 16 1B 4 1B 1-3 1B		4	2	2	3	0	1	0
16 Brian McCann, L (1, 2) OBP: 0.384, SLG: 0.573	B FF 86 F SL 82 B SL 82 B FF 86 C SL 81 X SL 82 3-2 ③ P3			B FF 87 X SL 80 1-0 ② F8			B FF 85 B FF 85 C FF 84 X SL 80 2-1 ① F8	B SI 91 C FF 92 F FF 92 F FF 91 X SI 92 1-2 4 1B 1-3 3-H 1B		4	0	1	1	0	0	0
4 Omar Infante, R (1, 5) OBP: 0.368, SLG: 0.409		X CH 83 0-0 3B		C FF 86 X SL 81 0-1 ③ L8			B FF 86 B FF 86 C FF 87 B SL 81 B FF 86 4-1 1 FC4-6 BB	X SI 92 0-0 1-2 3-H 1B		3	0	2	1	1	0	0
1 Grégor Blanco, L (1, 8) OBP: 0.374, SLG: 0.322		F SL 80 B FF 85 C SL 81 X SL 82 1-2 ① L6			L CH 82 B CU 67 X FF 84 1-1 ① G3		B FF 86 B SL 81 B FF 87 C FF 86 X FF 85 3-1 ② FC4-6 1-2f	B SL 79 C FF 91 B SL 79 C FF 91 F SL 78 S SL 81 2-3 ③ K		4	0	0	0	0	1	4
47 Tom Glavine, L (1, 1) OBP: 0.190, SLG: 0.105 38 Buddy Carlyle, L (4, 1) 10 Chipper Jones, S (7, PH) OBP: 0.506, SLG: 0.680 22 Josh Anderson, L (7, PR) OBP: 0.375, SLG: 0.409 46 Manny Acosta, R (7, 1) 54 Phil Stockman, R (8, 1) 8 Ruben Gotay, S (9, PH) OBP: 0.348, SLG: 0.237		P PO 88 B FF 90 C FF 89 S FF 88 S FF 89 2-3 ② K			C FF 85 B SL 78 F FF 86 F FF 87 C CU 68 1-3 ② K		B FF 90 B FF 89 B CH 78 C CH 80 B FF 89 4-1 BB		C SI 88 F SI 88 F SL 84 X SL 82 0-2 ① G3	1 1 0 0 0 0 0 1	0 0 0 0 0 0 0 0	0 0 0 0 0 0 0 0	0 0 0 0 0 0 0 0	1 1 0 0 0 0 0 0	1 0 0 0 0 0 0 0	1 0 0 0 0 0 0 0

Atlanta Braves @ Chicago Cubs

Wrigley Field, Chicago, IL

Tue Jun 10 2008, 7:05 PM CDT

Att. 41,624 - Partly Cloudy - 80 F

livebaseballscorecards.com

TOP	
AB	35
R	5
H	9
RBI	5
BB	4
SO	9
LOB	16

Inning Stats	1	2	3	4	5	6	7	8	9
	R: 3 E: 0 K: 2 S: 14	H: 2 LOB: 0 BB: 1 P: 22	R: 0 E: 0 K: 2 S: 11	H: 1 LOB: 1 BB: 0 P: 15	R: 0 E: 0 K: 2 S: 8	H: 0 LOB: 0 BB: 0 P: 12	R: 0 E: 0 K: 0 S: 6	H: 0 LOB: 0 BB: 0 P: 8	R: 0 E: 0 K: 1 S: 11	H: 1 LOB: 1 BB: 0 P: 14	R: 0 E: 0 K: 1 S: 6	H: 0 LOB: 0 BB: 0 P: 8	R: 0 E: 1 K: 0 S: 8	H: 0 LOB: 2 BB: 2 P: 22	R: 2 E: 0 K: 1 S: 15	H: 4 LOB: 2 BB: 0 P: 23	R: 0 E: 0 K: 0 S: 10	H: 1 LOB: 1 BB: 1 P: 18

| | | | |

Atlanta Braves @ Chicago Cubs

Wrigley Field, Chicago, IL

Tue Jun 10 2008, 7:05 PM CDT

Att. 41,624 - Partly Cloudy - 80 F

livebaseballscorecards.com

BOTTOM

Batter	1	2	3	4	5	6	7	8	9	AB	R	H	RBI	BB	SO	LOB
12 Alfonso Soriano, R (1, 7) OBP: 0.330, SLG: 0.550	2-1 2 CS 1B	4-0 IBB		4-1 2 1B 16 1B BB		0-3 ① K		1-1 2 E 2 S 25 SF9 1B		3	2	2	0	2	1	0
2 Ryan Theriot, R (1, 6) OBP: 0.400, SLG: 0.384	1-1 ①② G5-3 1-2	3-2 ③ F8		2-2 16 1B 1-2 1B		0-0 ② G6-3		1-1 E1 16 S 18 HR 1-3		5	1	1	0	0	0	5
25 Derrek Lee, R (1, 3) OBP: 0.337, SLG: 0.509	3-2 X CH 75 ③ L7		1-2 HR	0-1 ① L9		1-0 ③ L9		0-1 ② SF9 3-H		4	1	1	2	0	0	2
16 Aramis Ramirez, R (1, 5) OBP: 0.416, SLG: 0.507		4-1 18 1B 1 1B BB	4-1 1 G1-3 18 G2-3 9 1B BB	2-1 1-3 2-H 1B			0-1 ① G6-3	4-0 18 HR 1-2 IBB		2	3	1	1	3	0	0
18 Geovany Soto, R (1, 2) OBP: 0.371, SLG: 0.538	0-0 1 1B 1B 9 SF7 1-3 1B	1-1 ① G2-3 1-2	2-3 ② K				0-0 ② G4-3	3-2 1-H 2-H HR		5	2	2	3	0	1	3
1 Kosuke Fukudome, L (1, 9) OBP: 0.398, SLG: 0.424	0-2 30 SH1-4 1B 1-2 3-H 1B	1-2 ② G1-3 2-3	1-1 ③ F8				1-2 S 1B 1B	1-3 ③ K		5	1	2	1	0	1	3
Mark DeRosa, R (1, 4) OBP: 0.397, SLG: 0.490	3-1 30 SH1-4 1-2 2-3 1B	4-1 9 1B BB		1-0 ① F9			3-1 1-H 1B			3	0	2	1	1	0	0
9 Reed Johnson, R (1, 8) OBP: 0.342, SLG: 0.364	1-1 ① SF7 3-H	0-0 1-2 3-H 1B		0-3 ② K			3-2 ③ G5-3			3	0	1	2	0	1	1
30 Ted Lilly, L (1, 1) OBP: 0.273, SLG: 0.286 49 Carlos Marmol, R (7, 1) Bob Howry, L (8, 1) 47 Scott Eyre, L (8, 1) 17 Mike Fontenot, L (8, PH) OBP: 0.347, SLG: 0.400 32 Jon Lieber, L (9, 1)	1-1 ② SH1-4 1-2 2-3	1-1 ③ G3-1		2-3 ③ K				2-2 ① G4-3		2 0 0 0 1 0	0 0 0 0 0 0	0 0 0 0 0 0	0 0 0 0 0 0	0 0 0 0 0 0	1 0 0 0 0 0	2 0 0 0 0 0
Inning Stats	R: 0 H: 1 E: 0 LOB: 0 K: 0 BB: 0 S: 11 P: 17	R: 2 H: 3 E: 0 LOB: 3 K: 0 BB: 2 S: 14 P: 30	R: 2 H: 2 E: 0 LOB: 2 K: 0 BB: 2 S: 13 P: 25	R: 1 H: 2 E: 0 LOB: 2 K: 1 BB: 1 S: 14 P: 25	R: 0 H: 0 E: 0 LOB: 0 K: 2 BB: 0 S: 8 P: 11	R: 0 H: 0 E: 0 LOB: 0 K: 1 BB: 0 S: 5 P: 6	R: 1 H: 2 E: 0 LOB: 1 K: 0 BB: 0 S: 11 P: 18	R: 4 H: 2 E: 1 LOB: 0 K: 1 BB: 1 S: 15 P: 27		1B: 10 SF: 2 2B: 0 SAC: 1 3B: 0 DP: 0 HR: 2 HBP: 0						

AB	33
R	10
H	12
RBI	10
BB	6
SO	5
LOB	16

WP: 0 PA: 42
PB: 0
SB: 3
CS: 1

PITCHER		IP	WLS	BF	H	R	ER	SO	BB	IBB	HBP	BLK	WP	HR	S	P	ERA	WHIP
47 Tom Glavine, L ERA: 4.85	(1, 1)	3.0	L	18	6	4	4	0	3	1	0	0	0	1	38	72	12.00	3.000
38 Buddy Carlyle, R ERA: 2.7	(4, 1)	3.0		12	2	1	1	4	1	0	0	0	0	0	27	42	3.00	1.000
46 Manny Acosta, R ERA: 4.41	(7, 1)	1.2		11	4	5	1	0	0	1	0	0	0	1	23	41	5.40	2.400
54 Phil Stockman, R ERA:	(8, 1)	0.1		1	0	0	0	1	0	0	0	0	0	0	3	4	0.00	0.000

PITCHER	IP	WLS	BF	H	R	ER	SO	BB	IBB	HBP	BLK	WP	HR	S	P	ERA	WHIP

Batter	1	2	3	4	5	6	7	8	9	AB	R	H	RBI	BB	SO	LOB
19 Yunel Escobar, R (1, 6) OBP: 0.370, SLG: 0.410	X SI 91 0-0 ① F9		B SL 85 X SI 92 1-0 1B			B SL 84 F SL 84 X SI 91 1-1 ① F8		B SL 85 B SI 92 B SI 92 C FF 92 C FF 92 X FF 91 3-2 ② F8		4	0	1	0	0	0	0
2 Kelly Johnson, L (1, 4) OBP: 0.354, SLG: 0.460	B SI 90 F SI 91 F FF 92 C SL 84 1-3 ② K		B SI 91 C FS 81 C SL 82 F FS 81 X FF 90 1-2 ③ F7			C SI 92 F FS 83 S FS 84 0-3 ② K		X SI 92 0-0 ③ G4-3		4	0	0	0	0	2	1
10 Chipper Jones, S (1, 5) OBP: 0.504, SLG: 0.676 4 Omar Infante, R (6, 5) OBP: 0.364, SLG: 0.403	B FS 83 B SI 92 S FS 83 B FF 92 X SI 92 3-1 1B			C SL 84 X FS 82 0-1 ① G3		F FF 92 B FF 93 C SL 84 S FF 92 1-3 ③ K			C SI 91 B SL 84 X SL 85 1-1 E5 G4-6-3	3 1	0 0	1 0	0 0	0 0	1 0	0 0
Mark Teixeira, S (1, 3) OBP: 0.361, SLG: 0.457	C FS 80 D FS 81 C SL 84 B FS 82 D SL 83 T FS 82 3-2 ③ K			C FF 92 S SL 84 B FF 91 B SL 85 S SL 85 2-3 ② K			B FC 82 X SI 92 1-0 ① G4-3		C SI 90 C SL 85 D FS 83 B FF 91 X FS 82 2-2 ①② G4-6-3 1-2f	4	0	0	0	0	2	2
16 Brian McCann, L (1, 2) OBP: 0.384, SLG: 0.567 Royce Ring, L (7, 1) 56 Blaine Boyer, R (8, 1) 8 Ruben Gotay, S (9, PH) OBP: 0.340, SLG: 0.231		B SI 92 B SI 91 C SI 91 F FS 83 S FS 83 2-3 ① K		B FF 91 S FS 84 H FF 92 2-1 7 FC4-6 HBP			B SL 84 S FS 83 B FS 83 B SI 91 S FS 83 X FF 92 3-2 ② F7		B FF 93 F SI 92 F FF 92 B FF 92 S FS 84 2-3 ③ K	2 0 0 1	0 0 0 0	0 0 0 0	0 0 0 0	0 0 0 0	1 0 0 1	0 0 0 0
7 Jeff Francoeur, R (1, 9) OBP: 0.301, SLG: 0.414		F FF 92 C FF 91 B SL 85 X SI 91 1-2 ② G4-3		X SL 85 0-0 ③ FC4-6 1-2f			F SL 85 B SI 92 F FF 92 X FS 84 1-2 HR 2B			3	1	1	0	0	0	1
Greg Norton, S (1, 7) OBP: 0.360, SLG: 0.384 40 Jeff Ridgway, R (5, 1) Corky Miller, R (7, PH) OBP: 0.189, SLG: 0.182 (7, 2)		B FF 92 X SI 92 1-0 ③ G1-3			C SI 90 C FS 82 X SI 91 0-2 ① G3		C SL 84 S SL 83 F SL 84 B SI 92 B SL 84 X SL 84 2-2 2-H HR			2 0 1	0 0 1	0 0 1	0 0 2	0 0 0	0 0 0	0 0 0
1 Grégor Blanco, L (1, 8) OBP: 0.367, SLG: 0.315			B FF 90 C FF 91 X FF 91 1-1 ① F9		X SI 92 0-0 ② P3		C SI 92 C FS 84 S FS 84 0-3 ③ K			3	0	0	0	0	1	0
30 Jeff Bennett, R (1, 1) OBP: 0.250, SLG: 0.143 54 Phil Stockman, R (3, 1) 28 Brandon Jones, L (5, PH) (5, 7)			B FF 91 B FF 92 C FF 90 B SI 91 C FF 91 C FF 91 3-3 ② K		B SI 91 B SI 92 C SI 90 T SI 92 B SI 92 C SI 91 3-3 ③ K			C SI 90 F SI 92 B FS 83 S FF 92 1-3 ① K		1 0 2	0 0 0	0 0 0	0 0 0	0 0 0	1 0 2	0 0 0
Inning Stats	R: 0 E: 0 K: 2 S: 9 H: 1 LOB: 1 BB: 0 P: 16	R: 0 E: 0 K: 1 S: 7 H: 0 LOB: 0 BB: 0 P: 11	R: 0 E: 0 K: 1 S: 10 H: 1 LOB: 1 BB: 0 P: 16	R: 0 E: 0 K: 1 S: 7 H: 0 LOB: 1 BB: 0 P: 11	R: 0 E: 0 K: 1 S: 7 H: 0 LOB: 0 BB: 0 P: 10	R: 0 E: 0 K: 2 S: 8 H: 0 LOB: 0 BB: 0 P: 10	R: 2 E: 0 K: 1 S: 14 H: 2 LOB: 0 BB: 0 P: 21	R: 0 E: 0 K: 1 S: 7 H: 0 LOB: 0 BB: 0 P: 11	R: 0 E: 1 K: 1 S: 8 H: 0 LOB: 0 BB: 0 P: 13	1B: 2 2B: 1 3B: 0 HR: 1	SF: 0 SAC: 0 DP: 1 HBP: 1			WP: 0 PB: 0 SB: 0 CS: 0	PA: 32	

PITCHER	IP	WLS	BF	H	R	ER	SO	BB	IBB	HBP	BLK	WP	HR	S	P	ERA	WHIP
46 Ryan Dempster, R (1, 1) ERA: 2.81	9.0	W	32	4	2	2	11	0	0	1	0	0	1	77	119	2.00	0.444

PITCHER	IP	WLS	BF	H	R	ER	SO	BB	IBB	HBP	BLK	WP	HR	S	P	ERA	WHIP

TOP

Atlanta Braves @ Chicago Cubs

Wrigley Field, Chicago, IL

Wed Jun 11 2008, 7:05 PM CDT

Att. 41,497 - Cloudy - 70 F

livebaseballscorecards.com

AB	31
R	2
H	4
RBI	2
BB	0
SO	11
LOB	4

Atlanta Braves @ Chicago Cubs

Wrigley Field, Chicago, IL

Wed Jun 11 2008, 7:05 PM CDT

Att. 41,497 - Cloudy - 70 F

BOTTOM

Batter	1	2	3	4	5	6	7	8	9	AB	R	H	RBI	BB	SO	LOB
12 Alfonso Soriano, R (1, 7) OBP: 0.332, SLG: 0.547 17 Mike Fontenot, L (2, PR) OBP: 0.337, SLG: 0.386 (3, 4)	B SI 92 X SI 91 1-0 ① G5-3	C SI 93 F SI 94 H FF 93 1-2 2 2B HBP	B FF 93 D CU 77 B FF 91 C FF 91 F FF 92 X FF 93 3-2 ③ F8			F FF 91 F FF 92 F SL 82 F FF 93 B CH 83 B SL 82 B SI 90 F FF 90 X FF 91 3-2 ① G4-3		C FF 96 B FF 96 F FF 95 S FF 95 1-3 ② K		1 0 0 0 0 0 0 3 1 0 0 0 1 3						
2 Ryan Theriot, R (1, 6) OBP: 0.400, SLG: 0.388	C SI 92 C SI 92 B SI 94 F SI 93 X SL 85 1-2 ② G4-3	B SI 92 X SI 92 1-0 1-H 2-H 2B		B FF 92 B FF 92 C FF 92 X FF 92 2-1 1 WP 1B		S FF 92 B SI 92 X CH 80 1-1 ② G1-3		C FF 96 F FF 95 X SI 96 0-2 ③ G3		5 0 2 2 0 0 1						
25 Derrek Lee, R (1, 3) OBP: 0.339, SLG: 0.507	C SI 92 F SI 94 B FF 94 B SI 94 B SL 85 B SI 93 4-2 16 1B 1 HR BB	C SI 92 B SI 93 B SL 85 S SL 82 X SI 94 2-2 ③ G5-3		B CU 77 C CU 78 S FF 92 C CU 78 1-3 ① K		X FF 91 0-0 1B				3 1 1 0 1 1 3						
16 Aramis Ramirez, R (1, 5) OBP: 0.417, SLG: 0.507	C SL 82 X SI 93 0-1 1 HR 1-2 1B		C SI 90 B SI 91 B SI 91 F SL 82 F SI 94 X SI 95 2-2 18 1B 1 BB 1B	C FF 92 B FF 92 B CU 76 S CU 78 S CU 77 2-3 ② K		B SI 88 F CH 82 F CH 82 X SL 83 1-2 ③ G4-3				4 2 2 0 0 1 2						
1 Kosuke Fukudome, L (1, 9) OBP: 0.404, SLG: 0.438	F SI 93 B SI 93 F SI 93 X CU 81 1-2 1-H 2-H HR		F SI 93 F FF 93 B SI 93 B SI 92 B SI 92 B SI 92 4-2 18 1B 1-2 1B BB	B FF 92 B FF 91 B FF 93 C FF 92 F FF 92 B CU 77 4-2 1-2 BB			C CU 72 B SI 88 B SI 88 B SI 89 X SI 89 3-1 ① G4-3			2 2 1 3 2 0 0						
18 Geovany Soto, R (1, 2) OBP: 0.369, SLG: 0.533	C SI 92 C SI 94 B SI 94 B SL 84 C FF 93 2-3 ③ K		B SI 92 X SI 92 1-0 G6-4-3 1B 1-2 2-3 1B	B FF 91 C FF 91 B CU 78 B CU 76 T FF 92 X CU 77 3-2 ③ L7			B CU 73 X SI 88 1-0 ② G1-3			4 0 1 0 0 1 2							
Jim Edmonds, L (1, 8) OBP: 0.283, SLG: 0.308		C SI 90 F CH 86 C FF 92 0-3 ① K	B SI 92 X CH 86 1-0 G6-4-3 1-2 2-H 3-H 1B		C FF 91 S SL 80 B SL 81 B SL 82 C SI 92 2-3 ① K		B CU 74 S SI 89 S SI 90 C SI 90 1-3 ③ K			4 0 1 2 0 3 0							
Mark DeRosa, R (1, 4) OBP: 0.398, SLG: 0.490 (3, 7)		B SL 84 X SI 93 1-0 46 SH1-4 2 2B 1B	C FF 92 F FF 93 X CU 78 0-2 ①② G6-4-3 1-2f 2-3		C SI 90 X FF 93 0-1 ② G5-3			X FF 94 0-0 1B		4 1 2 0 0 0 2							
46 Ryan Dempster, R (1, 1) OBP: 0.222, SLG: 0.269		C SI 91 M SI 91 B SI 91 X CU 80 1-2 ② SH1-4 1-2	B FF 91 B FF 93 S FF 93 B FF 92 S FF 92 B FF 93 4-2 BB		S SI 92 C SI 92 S CH 83 0-3 ③ K			F FF 95 F FF 95 B FF 96 C CU 75 1-3 ① K		2 0 0 0 1 2 1							
Inning Stats	R: 3 H: 2 E: 0 LOB: 0 K: 1 BB: 1 S: 15 P: 24	R: 2 H: 2 E: 0 LOB: 2 K: 1 BB: 0 S: 13 P: 19	R: 2 H: 3 E: 0 LOB: 2 K: 0 BB: 2 S: 16 P: 31	R: 0 H: 1 E: 0 LOB: 2 K: 2 BB: 1 S: 13 P: 25	R: 0 H: 0 E: 0 LOB: 0 K: 2 BB: 0 S: 8 P: 10	R: 0 H: 1 E: 0 LOB: 1 K: 0 BB: 0 S: 12 P: 17	R: 0 H: 0 E: 0 LOB: 0 K: 1 BB: 0 S: 6 P: 11	R: 0 H: 1 E: 0 LOB: 1 K: 2 BB: 0 S: 10 P: 12		1B: 8 SF: 0 2B: 1 SAC: 1 3B: 0 DP: 1 HR: 1 HBP: 1							

livebaseballscorecards.com

AB	32
R	7
H	10
RBI	7
BB	4
SO	9
LOB	14

WP: 1 PA: 38
PB: 0
SB: 0
CS: 0

PITCHER		IP	WLS	BF	H	R	ER	SO	BB	IBB	HBP	BLK	WP	HR	S	P	ERA	WHIP
30 Jeff Bennett, R ERA: 4.56	(1, 1)	2.0	L	16	7	7	7	2	2	0	1	0	0	1	36	59	31.50	4.500
54 Phil Stockman, R ERA:	(3, 1)	2.0		8	1	0	0	2	2	0	0	0	1	0	21	40	0.00	1.500
40 Jeff Ridgway, L ERA:	(5, 1)	2.0		7	1	0	0	2	0	0	0	0	0	0	20	27	0.00	0.500
Royce Ring, L ERA: 4.15	(7, 1)	1.0		3	0	0	0	1	0	0	0	0	0	0	6	11	0.00	0.000
56 Blaine Boyer, R ERA: 3.96	(8, 1)	1.0		4	1	0	0	2	0	0	0	0	0	0	10	12	0.00	1.000

PITCHER	IP	WLS	BF	H	R	ER	SO	BB	IBB	HBP	BLK	WP	HR	S	P	ERA	WHIP

Atlanta Braves @ Chicago Cubs

Wrigley Field, Chicago, IL

Thu Jun 12 2008, 1:20 PM CDT

Att. 41,517 - Partly Cloudy - 86 F

livebaseballscorecards.com

Batter	1	2	3	4	5	6	7	8	9	10	11	AB	R	H	RBI	BB	SO	LOB
19 Yunel Escobar, R (1, 6) OBP: 0.366, SLG: 0.402	G5-3	F8			10 G4-6-3 2 1B BB		G4-3		P3		L4	5	0	0	0	1	0	1
2 Kelly Johnson, L (1, 4) OBP: 0.357, SLG: 0.471	P6		G4-3		10 G4-6-3 1B 1-2		G6-3		WP 2B		2B	6	0	3	0	0	0	0
10 Chipper Jones, S (1, 5) OBP: 0.500, SLG: 0.665	1B		F8		G4-6-3 1-2f 2-3		G4-3		K		IBB	5	0	1	0	1	1	3
Mark Teixeira, S (1, 3) OBP: 0.364, SLG: 0.452	G3		F9		BB			16 2B BB	IBB 2-3		K	3	0	0	0	3	1	3
16 Brian McCann, L (1, 2) OBP: 0.384, SLG: 0.568		7 HR 1B		K	G4-3			1-3 2B	K			5	1	2	0	0	2	4
7 Jeff Francoeur, R (1, 9) OBP: 0.307, SLG: 0.426		1-H HR		1 1B	K			IBB		K		4	1	2	2	1	2	0
Greg Norton, S (1, 7) OBP: 0.356, SLG: 0.377 56 Blaine Boyer, R (8, 1) Will Ohman, L (9, 1) 8 Ruben Gotay, S (10, PH) OBP: 0.333, SLG: 0.025 46 Manny Acosta, R (10, 1) 40 Jeff Ridgway, R (11, 1)	L4	F9		F9	1 FC4-6 1B			B FF 91 S FF 91 C FF 91 S SL 80 1-3 K	C FF 96 F FF 96 X FF 95 0-2 F9			4 0 0 1 0 0	0 0 0 0 0 0	1 0 0 0 0 0	0 0 0 0 0 0	0 0 0 1 0 0	1 0 0 0 0 0	4 0 0 0 0 0
1 Grégor Blanco, L (1, 8) OBP: 0.363, SLG: 0.311	F7				FC4-6 1-2f			B SL 80 C FF 91 F FF 91 D SL 80 C FF 92 2-3 K	B FF 96 B FF 96 F FF 96 C FF 95 S CU 82 2-3 K2-3			5	0	1	0	0	2	4
15 Tim Hudson, R (1, 1) OBP: 0.133, SLG: 0.138 57 Jorge Campillo, R (7, 1) OBP: 0.182, SLG: 0.182 4 Omar Infante, R (8, PH) OBP: 0.354, SLG: 0.391 (8, 7)		1B				G5-3		B FF 95 B FF 94 C SL 81 T SL 83 C SL 82 2-3 K			B CU 81 C FF 96 S FF 95 S FF 95 1-3 K	3 0 2	0 0 0	1 0 0	0 0 0	0 0 0	1 0 2	3 0 3
Inning Stats	R: 0 E: 0 K: 0 S: 9 H: 1 LOB: 1 BB: 0 P: 15	R: 2 E: 0 K: 0 S: 11 H: 3 LOB: 1 BB: 0 P: 18	R: 0 E: 0 K: 0 S: 5 H: 0 LOB: 0 BB: 0 P: 10	R: 0 E: 0 K: 2 S: 10 H: 2 LOB: 2 BB: 0 P: 18	R: 0 E: 0 K: 0 S: 8 H: 1 LOB: 2 BB: 2 P: 19	R: 0 E: 0 K: 1 S: 6 H: 1 LOB: 1 BB: 0 P: 8	R: 0 E: 0 K: 0 S: 6 H: 0 LOB: 0 BB: 0 P: 11	R: 0 E: 0 K: 3 S: 10 H: 1 LOB: 3 BB: 2 P: 24	R: 0 E: 0 K: 2 S: 14 H: 1 LOB: 2 BB: 1 P: 23	R: 0 E: 0 K: 2 S: 9 H: 0 LOB: 0 BB: 0 P: 12	R: 0 E: 0 K: 2 S: 13 H: 1 LOB: 2 BB: 1 P: 21	1B: 7 2B: 3 3B: 0 HR: 1	SF: 0 SAC: 0 DP: 1 HBP: 0	WP: 1 PB: 0 SB: 0 CS: 0	PA: 49			

PITCHER		IP	WLS	BF	H	R	ER	SO	BB	IBB	HBP	BLK	WP	HR	S	P	ERA	WHIP
38 Carlos Zambrano, R ERA: 2.98	(1, 1)	7.0		31	8	2	2	3	3	0	0	0	0	1	55	103	2.57	1.571
47 Scott Eyre, L ERA:	(8, 1)	0.2		4	1	0	0	2	0	1	0	0	0	0	7	15	0.00	1.500
49 Carlos Marmol, R ERA: 2.2	(8, 1)	0.2		2	0	0	0	1	0	0	0	0	0	0	7	12	0.00	0.000
48 Neal Cotts, L ERA:	(9, 1)	0.2		4	1	0	0	2	0	1	0	0	1	0	10	16	0.00	1.500
34 Kerry Wood, R ERA: 2.48	(10, 1)	2.0	W	8	1	0	0	4	0	1	0	0	0	0	22	33	0.00	0.500

PITCHER	IP	WLS	BF	H	R	ER	SO	BB	IBB	HBP	BLK	WP	HR	S	P	ERA	WHIP

AB	43
R	2
H	11
RBI	2
BB	6
SO	12
LOB	25

Atlanta Braves @ Chicago Cubs

Wrigley Field, Chicago, IL

Thu Jun 12 2008, 1:20 PM CDT

Att. 41,517 - Partly Cloudy - 86 F

livebaseballscorecards.com

BOTTOM

Batter	1	2	3	4	5	6	7	8	9	10	11	AB	R	H	RBI	BB	SO	LOB
4 Eric Patterson, L (1, 7) OBP: 0.091, SLG: 0.091	C FF 90 B FF 90 X FF 91 1-1 F8 ①		F SI 92 B SI 91 B FC 88 B SI 92 F SI 92 X SI 92 3-2 G4-6-3 ①② 1-2f 2-3			X FF 91 0-0 2 G5-3 1B		X FF 92 0-0 L8 ①		C FF 95 X FF 94 0-1 G5-3 ①		5	0	1	0	0	0	2
2 Ryan Theriot, R (1, 6) OBP: 0.393, SLG: 0.381	C FF 90 B FF 91 C SL 81 B FC 88 X SI 91 2-2 G6-3 ②		D FC 80 D FC 86 C FS 79 X SI 92 2-1 G1-3 ③			1 SAFE C SI 91 B SL 80 1 SAFE 1 SAFE X SI 92 1-1 G5-3 ② 1-2		X SI 94 0-0 G4-3 ②		C FF 96 B FF 97 B FF 96 X SI 94 2-1 G6-3 ②		5	0	0	0	0	0	2
25 Derrek Lee, R (1, 3) OBP: 0.337, SLG: 0.505	F SI 91 F SI 92 B SI 92 F SI 92 F SL 79 B SI 92 F SI 93 X FC 86 2-2 G1-3 ③			C SI 89 B FC 86 B FC 85 C SI 93 B SI 92 F SI 92 S FC 87 3-3 K ①		X SI 91 0-0 F8 ③		C FF 94 X FF 95 0-1 1 FC5 2B		F FF 98 X SI 97 0-1 G5-3 ③		5	0	1	0	0	1	1
16 Aramis Ramirez, R (1, 5) OBP: 0.420, SLG: 0.504		B FF 91 F SI 90 B SI 92 B SI 92 F SI 90 F SI 93 X FC 87 3-2 F8 ①		X FS 80 0-0 L3 ②			C SI 89 C SI 90 X CU 74 0-2 18 1B 1 G6-3 SF9 1B	C SI 95 S CU 77 D CU 76 B CU 76 B FF 95 F FF 94 F CU 75 B FF 95 4-2 1 FC5 BB			B FF 96 B SI 93 B SI 94 C FF 94 B FF 96 4-1 18 1B 1 PB 9 HBP BB	3	2	1	0	2	0	0
1 Kosuke Fukudome, L (1, 9) OBP: 0.404, SLG: 0.435		F SI 92 C SI 92 X FS 81 0-2 18 1B 1B		B SI 93 X SI 93 1-0 F7 ③			B SI 91 X SI 91 1-0 G6-3 ① 1-2	C FF 95 B FF 93 F FF 94 F SI 95 B FF 95 X FF 95 2-2 FC5 ③ 1-2 2-3f			B FF 94 B FF 93 I IN 68 I 4-0 9 HBP 18 1B 1-2 IBB	4	0	1	0	1	0	3
18 Geovany Soto, R (1, 2) OBP: 0.374, SLG: 0.534		B SI 92 X SI 92 1-0 G4-6-3 1-2 1B			S FC 84 C SL 80 B FC 87 S SI 92 1-3 K ①		D FF 88 B FF 88 X SI 92 2-0 BB 2-3 1B		B FF 95 F FF 94 F FF 94 B CU 77 B FF 94 X FF 94 3-2 F8 ①		C FF 96 C FF 95 F FF 97 B SI 96 X FF 96 1-2 9 HBP 1-2 2-3 1B	5	0	3	0	0	1	0
Jim Edmonds, L (1, 8) OBP: 0.282, SLG: 0.329 9 Reed Johnson, R (11, PH) OBP: 0.346, SLG: 0.364		B FS 81 F SI 92 B FC 87 B SI 93 S SI 92 X SI 94 3-2 G4-6-3 ②③ 1-2f		C FF 92 B SI 92 B FF 92 S FS 81 B SI 92 S FF 93 3-3 K ②			F SI 93 C SI 93 B FF 89 B FC 89 X SI 93 2-2 SF9 ② 3-H		B FF 95 X SI 94 1-0 HR		H CH 82 1-0 1-2 2-3 3-H HBP	3 0	1 0	1 0	2 0	0 0	1 0	2 0
Mark DeRosa, R (1, 4) OBP: 0.400, SLG: 0.488			C SI 91 X FC 87 0-1 4 G4-6-3 38 1B 1B		B CU 76 C FC 88 B FF 93 F FF 94 C SI 93 2-3 K ③		B SI 91 S FC 87 1 SAFE B SI 92 F SI 92 B SI 93 B SI 94 4-2 1-2 BB		C FF 96 S CU 78 F CU 77 B FF 95 B CU 75 X FF 94 2-2 G4-3 ②			3	0	1	0	1	1	0
38 Carlos Zambrano, S (1, 1) OBP: 0.062, SLG: 0.611 47 Scott Eyre, L (8, 1) 49 Carlos Marmol, R (8, 1) 48 Neal Cotts, L (9, 1) 6 Micah Hoffpauir, L (9, PH) OBP: 0.400, SLG: 0.979 Ronny Cedeno, R (9, PH) OBP: 0.364, SLG: 0.386 34 Kerry Wood, R (10, 1)			B SI 90 1 SAFE X SI 90 1-0 4 G4-6-3 1-2 1B			F SI 89 S FS 81 B FS 82 F SI 91 S FS 79 1-3 K ①	X CH 75 0-0 P3 ③		C FF 90 T FF 91 B FF 91 T FF 90 1-2 K ③		3 0 0 0 0 1 0	0 0 0 0 0 0 0	1 0 0 0 0 0 0	0 0 0 0 0 0 0	0 0 0 0 0 0 0	1 0 0 0 0 1 0	2 0 0 0 0 0 0
Inning Stats	R: 0 E: 0 K: 0 S: 11 H: 0 LOB: 0 BB: 0 P: 16	R: 0 E: 0 K: 0 S: 11 H: 2 LOB: 1 BB: 0 P: 18	R: 0 E: 0 K: 0 S: 8 H: 2 LOB: 1 BB: 0 P: 14	R: 0 E: 0 K: 1 S: 6 H: 0 LOB: 0 BB: 0 P: 10	R: 0 E: 0 K: 3 S: 9 H: 0 LOB: 0 BB: 0 P: 15	R: 0 E: 0 K: 1 S: 8 H: 1 LOB: 1 BB: 0 P: 10	R: 1 E: 0 K: 0 S: 11 H: 2 LOB: 2 BB: 1 P: 20	R: 0 E: 0 K: 0 S: 12 H: 1 LOB: 2 BB: 1 P: 18	R: 1 E: 0 K: 1 S: 11 H: 1 LOB: 0 BB: 0 P: 18	R: 0 E: 0 K: 0 S: 6 H: 0 LOB: 0 BB: 0 P: 8	R: 1 E: 0 K: 0 S: 5 H: 1 LOB: 3 BB: 2 P: 15	1B: 8 2B: 1 3B: 0 HR: 1 SF: 1 SAC: 0 DP: 2 HBP: 1	WP: 0 PB: 1 SB: 0 CS: 0 PA: 43						

	AB	37
	R	3
	H	10
	RBI	3
	BB	4
	SO	6
	LOB	12

PITCHER		IP	WLS	BF	H	R	ER	SO	BB	IBB	HBP	BLK	WP	HR	S	P	ERA	WHIP
15 Tim Hudson, R ERA: 2.76	(1, 1)	6.2		26	7	1	1	5	1	0	0	0	0	0	63	102	1.35	1.200
57 Jorge Campillo, R ERA: 2.15	(7, 1)	0.1	H	1	0	0	0	0	0	0	0	0	0	0	1	1	0.00	0.000
56 Blaine Boyer, R ERA: 4.03	(8, 1)	1.2	B	8	2	1	1	0	1	0	0	0	0	1	20	32	5.40	1.800
Will Ohman, L ERA: 2.25	(9, 1)	0.1		1	0	0	0	1	0	0	0	0	0	0	3	4	0.00	0.000
46 Manny Acosta, R ERA: 4.54	(10, 1)	1.0	L	6	1	1	1	0	1	1	0	0	0	0	11	22	9.00	2.000

PITCHER		IP	WLS	BF	H	R	ER	SO	BB	IBB	HBP	BLK	WP	HR	S	P	ERA	WHIP
40 Jeff Ridgway, L ERA:	(11, 1)	0.0		1	0	0	0	0	0	0	1	0	0	0	0	1	∞	∞

Chicago Cubs @ Toronto Blue Jays

Rogers Centre, Toronto, ON

Fri Jun 13 2008, 7:07 PM EDT

Att. 27,803 - Roof Closed - 68 F

TOP

livebaseballscorecards.com

Batter	1	2	3	4	5	6	7	8	9	AB	R	H	RBI	BB	SO	LOB
2 Ryan Theriot, R (1, 6) OBP: 0.389, SLG: 0.375	C FF 97 B FF 97 F FF 97 B KC 84 B FF 98 B FF 98 4-2 25 FC1-5 6 S BB	C FF 94 S CH 87 B SI 94 B KC 84 F FF 96 X KC 82 2-2 ① F9	B SI 94 X SI 95 1-0 ② G3	C FC 93 X CU 81 0-1 ②③ G6-4-3 1-2f	C FF 91 C FF 92 F FF 92 S SL 85 0-3 ① K2-3	4	0	0	0	1	1	3
6 Micah Hoffpauir, L (1, 3) OBP: 0.417, SLG: 0.500 9 Reed Johnson, R (9, PH) OBP: 0.344, SLG: 0.361	C FF 97 1 SAFE B KC 84 B FF 97 F FF 97 S KC 84 2-3 ① K 1-2	S CH 88 C KC 82 F SI 97 S KC 83 0-3 ② K	C KC 82 F KC 79 H KC 85 1-2 25 WP HBP	B SI 90 B CH 83 F SI 90 F SI 90 F SL 82 S SL 82 2-3 ① K	X FF 91 0-0 ② G4-3	3 1	0 0	0 0	0 0	0 0	3 0	1 0
25 Derrek Lee, R (1, 10) OBP: 0.338, SLG: 0.500	B KC 84 S FF 97 S FF 97 B FF 96 X KC 85 2-2 ② FC1-5 16 1B 2-3	F FF 96 F CH 87 B SI 97 B KC 83 F FF 97 S KC 81 2-3 ③ K	F FF 94 B FF 96 B SI 95 C SI 96 B KC 81 F SI 96 B SI 96 4-2 16 FC6-4 1-2 BB	B SI 92 B SI 92 X SI 90 2-0 ② G6-3	B FF 92 B FC 83 B FF 91 C FF 91 C FF 92 B FF 90 4-2 BB	3	0	0	0	2	1	1
16 Aramis Ramirez, R (1, 5) OBP: 0.420, SLG: 0.502	B FF 98 C SI 96 B SI 97 S FF 98 B FF 98 F FF 97 F FF 98 X KC 85 3-2 1 BB 1-3 1B	F FF 94 B CH 86 B CH 88 T FF 95 B FF 96 T FF 95 3-2 ① K	B FF 96 C SI 95 F SI 96 X KC 84 1-2 ③ FC6-4 1-2f	X SI 86 0-0 1B	S FF 91 B FF 91 S FF 91 X FF 91 1-2 ③ P2	5	0	2	0	0	1	3
1 Kosuke Fukudome, L (1, 9) OBP: 0.409, SLG: 0.438	F FF 97 B SI 96 D KC 82 B SI 96 B FF 96 4-1 1-2 BB	B CH 88 C FF 95 B FF 95 F KC 80 B KC 82 X FF 96 3-2 2B 1B	B KC 78 C SI 93 B KC 81 X FF 93 2-1 1B 18 BB 4 1B 1B	C SL 80 B SL 82 S SL 78 F SL 80 C SL 80 1-3 ③	3	2	2	0	1	1	1
18 Geovany Soto, R (1, 2) OBP: 0.376, SLG: 0.532 Jason Marquis, L (8, PR) OBP: 0.222, SLG: 0.240 17 Mike Fontenot, L (8, 4) OBP: 0.337, SLG: 0.386	D KC 85 B FF 97 C FF 98 X FF 96 2-1 ③ F7	B SI 94 1 SAFE X FF 94 1-0 ② L7	D KC 80 B KC 82 1 SAFE 1 SAFE B SI 93 C SI 95 1 SAFE F FF 94 B SI 96 4-2 4 1B 1B 1-2 BB	B SI 91 B SI 91 C SI 93 B SI 93 X SI 92 3-1 1B	3 0 0	0 0 0	1 0 0	0 0 0	1 0 0	0 0 0	4 0 0
Jim Edmonds, L (1, 8) OBP: 0.289, SLG: 0.342 Henry Blanco, R (8, PH) OBP: 0.348, SLG: 0.372 (8, 2)	X SI 94 0-0 ① G1-3	C SI 95 B CH 85 X FF 96 1-1 1-H 2B	X FF 95 0-0 4 1B 1-2 2-3 1B	C SI 92 B CU 78 C CU 78 B SI 92 F CU 78 F SI 92 F SI 93 F SI 84 S CU 78 2-3 ① K	3 1	0 0	2 0	1 0	0 1	0 1	0 1
Mark DeRosa, R (1, 4) OBP: 0.394, SLG: 0.479 (8, 7)	C SI 94 B SI 94 B FF 96 X SI 96 2-1 ② G4-3	F FF 97 B KC 82 B KC 82 F FF 95 C SI 96 2-3 ③ K	B FC 93 B FC 93 C FC 92 B FF 96 C FC 93 S FC 93 3-3 ① K	B CU 78 S SI 92 B SI 93 C CU 78 B CU 78 C CU 78 3-3 ② K	4	0	0	0	0	3	5
4 Eric Patterson, L (1, 7) OBP: 0.143, SLG: 0.143 Ronny Cedeno, R (8, PH) OBP: 0.361, SLG: 0.392 (8, 8)	C FF 96 C FF 95 F KC 80 B FF 96 S KC 82 1-3 ③ K	B SI 93 C SI 92 C KC 80 S KC 81 1-3 ① K	B FC 93 S FC 93 X FC 93 1-1 2 G6-4-3 1-2 2-3 3-H 1B	C B S B X 2-2 ③ G3	3 1	0 0	1 0	1 0	0 0	2 0	0 1
Inning Stats	R: 0 E: 0 K: 1 S: 16 H: 1 LOB: 3 BB: 2 P: 33	R: 0 E: 0 K: 1 S: 7 H: 0 LOB: 0 BB: 0 P: 10	R: 0 E: 0 K: 2 S: 12 H: 0 LOB: 0 BB: 0 P: 16	R: 1 E: 0 K: 2 S: 12 H: 2 LOB: 1 BB: 0 P: 22	R: 0 E: 0 K: 1 S: 12 H: 0 LOB: 2 BB: 1 P: 20	R: 1 E: 0 K: 1 S: 12 H: 3 LOB: 2 BB: 1 P: 22	R: 0 E: 0 K: 2 S: 10 H: 1 LOB: 1 BB: 0 P: 15	R: 0 E: 0 K: 2 S: 15 H: 1 LOB: 1 BB: 0 P: 25	R: 0 E: 0 K: 1 S: 10 H: 0 LOB: 1 BB: 1 P: 15	1B: 7 2B: 1 3B: 0 HR: 0	SF: 0 SAC: 0 DP: 1 HBP: 1				

AB	34
R	2
H	8
RBI	2
BB	5
SO	13
LOB	20

WP: 1 PA: 40
PB: 0
SB: 1
CS: 0

PITCHER		IP	WLS	BF	H	R	ER	SO	BB	IBB	HBP	BLK	WP	HR	S	P	ERA	WHIP
A.J. Burnett, R ERA: 4.9	(1, 1)	5.0	W	24	4	2	2	7	4	0	1	0	1	0	63	111	3.60	1.600
40 Brian Wolfe, R ERA: 3.38	(6, 1)	1.0	H	4	2	0	0	1	0	0	0	0	0	0	8	12	0.00	2.000
57 Shawn Camp, R ERA: 3.32	(7, 1)	0.2	H	3	1	0	0	1	0	0	0	0	0	0	6	10	0.00	1.500
39 Jesse Carlson, L ERA: 1.9	(7, 1)	0.1	H	1	0	0	0	1	0	0	0	0	0	0	4	5	0.00	0.000
37 Scott Downs, L ERA: 1.55	(8, 1)	1.0	H	4	1	0	0	2	0	0	0	0	0	0	15	25	0.00	1.000

PITCHER		IP	WLS	BF	H	R	ER	SO	BB	IBB	HBP	BLK	WP	HR	S	P	ERA	WHIP
52 B.J. Ryan, L ERA: 2.86	(9, 1)	1.0	S	4	0	0	0	1	1	0	0	0	0	0	10	15	0.00	1.000

BOTTOM

Chicago Cubs @ Toronto Blue Jays

Rogers Centre, Toronto, ON

Fri Jun 13 2008, 7:07 PM EDT

Att. 27,803 - Roof Closed - 68 F

livebaseballscorecards.com

Batter	1	2	3	4	5	6	7	8	9	AB	R	H	RBI	BB	SO	LOB
15 Alex Rios, R (1, 9) OBP: 0.334, SLG: 0.383	C FF 94 B CU 76 F FF 93 B SL 84 X FF 94 2-2 33 F8 2B		B SL 85 C FF 93 X CH 81 1-1 HR 2B	T FF 95 1 SAFE X FF 93 0-1 ② F9			B SL 86 S SL 87 S SL 87 B SL 87 B SL 86 X SL 86 3-2 33 G4-6-3 1B			4	1	3	0	0	0	1
Matt Stairs, L (1, 10) OBP: 0.333, SLG: 0.428	B FF 93 C FF 93 C CH 84 S SL 84 1-3 ① K		B SL 85 X SL 83 1-0 2-H HR	F FF 94 C FF 94 B FF 94 B FF 95 S FF 94 2-3 ③ K			X FF 92 0-0 ① F7			4	1	1	2	0	2	3
33 Scott Rolen, R (1, 5) OBP: 0.378, SLG: 0.460	C SL 85 B FF 92 X SL 84 1-1 ② F8 2-3		B FF 95 C FF 94 S FF 92 F FF 95 B FF 94 X FF 94 2-2 HR		C FF 91 B SL 85 F FF 94 X SL 84 1-2 ① P2		1 SAFE C FF 92 C FF 94 F FF 91 B FF 90 B FF 95 F SL 86 1 SAFE X FF 91 2-2 ②③ G4-6-3 1-2f			4	1	1	1	0	0	2
10 Vernon Wells, R (1, 8) OBP: 0.344, SLG: 0.466	C FF 95 B CU 76 F FF 94 B SL 86 B FF 94 X FF 95 3-2 ③ F8		B FF 97 X FF 95 1-0 ① G4-3		B FF 95 S SL 85 X SL 83 1-1 ② F8			B FF 91 B SL 87 B FF 92 F X 3-1 20 S 1B		4	0	1	0	0	0	1
35 Lyle Overbay, L (1, 3) OBP: 0.368, SLG: 0.388		C FF 93 C CH 83 S FF 95 0-3 ① K	B SL 77 B FF 94 F FF 94 F CH 84 S FF 94 2-3 ② K		B FF 94 B FF 94 C FF 91 C FF 94 C FF 96 2-3 ③ K			B FF 92 B SL 81 B FF 92 C FF 92 X FF 92 3-1 ① F7		4	0	0	0	0	3	1
20 Rod Barajas, R (1, 2) OBP: 0.362, SLG: 0.504		B SL 86 C FF 94 B FF 94 B FF 95 B FF 94 4-1 1 1B BB	B FF 96 F FF 94 B SL 87 X FF 94 2-1 1B		X FF 94 0-0 35 SH1-3 1B 1B			B SL 85 B SL 79 C FF 93 X FF 92 2-1 ② P6 1-2		3	0	2	0	1	0	1
35 Brad Wilkerson, L (1, 7) OBP: 0.324, SLG: 0.342		B FF 94 C FF 92 B FF 94 F CH 82 F FF 94 X CH 83 2-2 ② F8	B CH 82 B FF 93 F FF 94 X CH 84 2-1 ③ F8		C FF 92 B FF 92 X SL 84 1-1 ① SH1-3 1-2			C SL 82 B SL 81 B SL 83 C FF 92 C FF 93 2-3 ③ K		3	0	0	0	0	1	3
1 Joe Inglett, L (1, 4) OBP: 0.378, SLG: 0.431 19 Marco Scutaro, R (6, PH) OBP: 0.350, SLG: 0.333 (7, 4)	C FF 94 B CH 82 B SL 85 X FF 94 2-1 1-2 1B			B FF 93 B FF 93 B FF 93 C FF 92 C FF 92 F FF 94 B FF 93 4-2 BB			B SL 87 F SL 87 B SL 86 F SL 87 X SL 88 2-2 ② G6-3			1 1	0 0	1 0	0 0	1 0	0 0	0 1
David Eckstein, R (1, 6) OBP: 0.353, SLG: 0.361 6 John McDonald, R (9, 6) OBP: 0.233, SLG: 0.185	C FF 94 B SL 84 B FF 94 X FF 91 2-1 ③ F8			B FF 93 C FF 93 1 SAFE 1 SAFE T FF 92 X FF 93 1-2 ① F9			C SL 87 B FF 94 F SL 87 F FF 87 X SL 89 1-2 2-H 1B			3 0	0 0	1 0	0 0	0 0	0 0	3 0
Inning Stats	R: 0 E: 0 K: 1 S: 11 H: 1 LOB: 1 BB: 0 P: 18	R: 0 E: 0 K: 1 S: 12 H: 1 LOB: 2 BB: 1 P: 22	R: 3 E: 0 K: 1 S: 15 H: 4 LOB: 1 BB: 0 P: 26	R: 0 E: 0 K: 1 S: 11 H: 0 LOB: 1 BB: 1 P: 18	R: 0 E: 0 K: 1 S: 9 H: 0 LOB: 0 BB: 0 P: 13	R: 0 E: 0 K: 0 S: 10 H: 2 LOB: 2 BB: 0 P: 14	R: 0 E: 0 K: 0 S: 9 H: 1 LOB: 0 BB: 0 P: 14	R: 0 E: 0 K: 1 S: 9 H: 1 LOB: 1 BB: 0 P: 19								

AB	31
R	3
H	10
RBI	3
BB	2
SO	6
LOB	16

1B: 6 SF: 0 WP: 0 PA: 34
2B: 2 SAC: 1 PB: 0
3B: 0 DP: 1 SB: 1
HR: 2 HBP: 0 CS: 0

PITCHER	IP	WLS	BF	H	R	ER	SO	BB	IBB	HBP	BLK	WP	HR	S	P	ERA	WHIP
Sean Gallagher, R (1, 1) ERA: 4.54	5.0	L	24	7	3	3	5	2	0	0	0	0	2	59	98	5.40	1.800
48 Neal Cotts, L (6, 1) ERA:	0.1		1	0	0	0	0	0	0	0	0	0	0	2	3	0.00	0.000
43 Michael Wuertz, R (6, 1) ERA: 2.73	1.2		6	3	0	0	0	0	0	0	0	0	0	18	29	0.00	1.800
47 Scott Eyre, L (8, 1) ERA:	1.0		3	0	0	0	1	0	0	0	0	0	0	7	14	0.00	0.000

PITCHER	IP	WLS	BF	H	R	ER	SO	BB	IBB	HBP	BLK	WP	HR	S	P	ERA	WHIP

Chicago Cubs @ Toronto Blue Jays

Rogers Centre, Toronto, ON

Sat Jun 14 2008, 1:07 PM EDT

Att. 34,048 - Partly Cloudy - 73 F

livebaseballscorecards.com

Batter	1	2	3	4	5	6	7	8	9	AB	R	H	RBI	BB	SO	LOB
9 Reed Johnson, R (1, 7) OBP: 0.340, SLG: 0.374	G5-3	HR		P4		FC4-6		G4-3		5	1	1	3	0	0	1
1 Kosuke Fukudome, L (1, 9) OBP: 0.405, SLG: 0.430	G3-1	K		F8		FC6-4		25 1B BB		4	0	0	0	1	1	1
25 Derrek Lee, R (1, 3) OBP: 0.345, SLG: 0.511	BB		1B 1B 1B		FC3 3B		K	16 FC6-4 1B		4	2	3	0	1	1	0
16 Aramis Ramirez, R (1, 10) OBP: 0.416, SLG: 0.496	K		F8		K		17 HBP 1B	FC6-4		5	0	1	0	0	2	5
Jim Edmonds, L (1, 8) OBP: 0.292, SLG: 0.344		G4-3	1B 1B		FC3 FC6-4 3-H		17 HBP 1B		F8	5	0	2	1	0	0	0
Mark DeRosa, R (1, 5) OBP: 0.390, SLG: 0.473		G5-3	1B		FC6-4		F7		P3	5	0	1	1	0	0	3
17 Mike Fontenot, L (1, 4) OBP: 0.340, SLG: 0.380		1B E 1B	K		G3		HBP		F8	4	1	1	0	0	1	3
Henry Blanco, R (1, 2) OBP: 0.340, SLG: 0.362		E 9 HR 1B	K			F8	P4			4	1	1	0	0	1	5
Ronny Cedeno, R (1, 6) OBP: 0.357, SLG: 0.386		E6 9 HR 3-H		F8		9 FC4-6 1B		F9		4	1	1	0	0	0	1

Inning Stats	1	2	3	4	5	6	7	8	9
	R: 0 E: 0 K: 1 S: 6	H: 0 LOB: 1 BB: 1 P: 13	R: 4 E: 1 K: 1 S: 19	H: 3 LOB: 0 BB: 0 P: 30	R: 1 E: 0 K: 2 S: 22	H: 3 LOB: 2 BB: 0 P: 32	R: 0 E: 0 K: 0 S: 5	H: 0 LOB: 0 BB: 0 P: 5	R: 1 E: 0 K: 1 S: 13	H: 1 LOB: 1 BB: 0 P: 15	R: 0 E: 0 K: 0 S: 12	H: 1 LOB: 1 BB: 0 P: 19	R: 0 E: 0 K: 1 S: 16	H: 2 LOB: 3 BB: 0 P: 23	R: 0 E: 0 K: 0 S: 13	H: 1 LOB: 2 BB: 1 P: 22	R: 0 E: 0 K: 0 S: 5	H: 0 LOB: 0 BB: 0 P: 9

	AB	40
	R	6
	H	11
	RBI	5
	BB	2
	SO	6
	LOB	19

1B: 9 SF: 0
2B: 0 SAC: 0
3B: 1 DP: 0
HR: 1 HBP: 1

WP: 0 PA: 43
PB: 0
SB: 0
CS: 0

PITCHER		IP	WLS	BF	H	R	ER	SO	BB	IBB	HBP	BLK	WP	HR	S	P	ERA	WHIP
32 Roy Halladay, R ERA: 3.09	(1, 1)	5.0	L	25	7	6	2	5	1	0	0	0	0	1	65	95	3.60	1.600
56 Brian Tallet, L ERA: 2.33	(6, 1)	1.2		9	3	0	0	1	0	0	1	0	0	0	26	39	0.00	1.800
54 Jason Frasor, R ERA: 3.27	(7, 1)	1.1		6	1	0	0	0	1	0	0	0	0	0	15	25	0.00	1.500
40 Brian Wolfe, R ERA: 3.09	(9, 1)	1.0		3	0	0	0	0	0	0	0	0	0	0	5	9	0.00	0.000

PITCHER		IP	WLS	BF	H	R	ER	SO	BB	IBB	HBP	BLK	WP	HR	S	P	ERA	WHIP

BOTTOM

Chicago Cubs @ Toronto Blue Jays

Rogers Centre, Toronto, ON

Sat Jun 14 2008, 1:07 PM EDT
Att. 34,048 - Partly Cloudy - 73 F

livebaseballscorecards.com

Batter	1	2	3	4	5	6	7	8	9	AB	R	H	RBI	BB	SO	LOB
15 Alex Rios, R (1, 9) (8, 8) OBP: 0.330, SLG: 0.377	C SI 91 B SL 89 B SI 90 X SI 92 2-1 G6-3		B SL 90 X SI 94 1-0 F9			S SI 89 F SL 90 B SI 92 B SI 92 X CH 85 2-2 G5-3		B SL 84 C FF 97 C SL 83 B SL 84 C SL 84 2-3 K		4	0	0	0	0	1	3
Matt Stairs, L (1, 10) OBP: 0.337, SLG: 0.423	B SI 92 S SI 92 B SI 92 F SI 92 B SI 93 B SI 92 4-2 33 G5-4-3 BB			X SI 92 0-0 F8		C CH 84 B SL 89 X SI 89 1-1 F8		B B FF 94 C SL 83 B SL 84 C SL 84 F SL 84 B SL 83 4-2 1-2 2-3 3-H BB		2	0	0	1	2	0	0
33 Scott Rolen, R (1, 5) OBP: 0.376, SLG: 0.451	X SI 92 0-0 G5-4-3 1-2f			B SI 92 B SI 92 C SI 90 B SI 92 B SI 90 4-1 10 G4-3 BB			X SI 90 0-0 F8	B FF 96 X FF 96 1-0 P4		3	0	0	0	1	0	4
10 Vernon Wells, R (1, 8) OBP: 0.339, SLG: 0.458 36 Kevin Mench, R (8, 7) OBP: 0.315, SLG: 0.375		C SI 92 X SI 91 0-1 L6		C SI 93 B SI 91 X SI 90 1-1 G4-3 1-2f			C SL 89 B SI 91 X SL 88 1-1 P3		S SL 85 B SL 86 C FF 95 B SL 87 X FF 95 2-2 35 SF7 3B	3 1	0 1	0 1	0 1	0 0	0 0	1 0
35 Lyle Overbay, L (1, 3) OBP: 0.367, SLG: 0.388		F SI 93 B SL 89 B SL 90 B SI 92 C SI 92 X SI 92 3-2 G4-3			F SI 92 X CH 84 0-1 1B		B SI 91 S SI 91 F SL 88 S CH 86 1-3 K		B FF 94 C SI 94 B FF 95 X FF 95 2-1 SF7 3-H	3	0	1	1	0	1	0
20 Rod Barajas, R (1, 2) OBP: 0.359, SLG: 0.496		B SI 92 C SI 92 B SI 90 X SI 93 2-1 E8			C SI 89 X SI 92 0-1 F8			C SI 90 B SL 88 S SL 88 X SL 88 1-2 1B 35 1B BB 1B	C SL 84 B FF 94 B FF 94 X FF 93 2-1 P6	4	1	1	0	0	0	1
35 Brad Wilkerson, L (1, 7) (8, 9) OBP: 0.328, SLG: 0.352		B SI 94 X CH 82 1-0 G4-3			C SI 92 B SI 89 X SI 90 1-1 F8			X SI 91 0-0 BB 1B 1-2 1B	C SL 82 B FF 93 X FF 95 1-1 2B	4	0	2	0	0	0	2
David Eckstein, R (1, 6) OBP: 0.351, SLG: 0.359			C SI 92 X SI 91 0-1 G5-3		C SI 92 C SI 92 X SI 88 0-2 G6-3			B SI 91 X SI 90 1-0 BB 1-2 2-3 1B	C FF 94 F FF 94 B SL 86 S FF 93 1-3 K	4	0	1	0	0	1	2
1 Joe Inglett, L (1, 4) OBP: 0.365, SLG: 0.413			C SI 91 X SL 83 0-1 F9			B SI 90 B SI 90 C SI 90 B SI 90 X SI 90 3-1 G3		B FF 96 B SL 84 C SL 84 B SL 86 C SL 82 S SL 83 3-3 K		3	0	0	0	0	1	3
Inning Stats	R: 0 E: 0 K: 0 S: 5 H: 0 LOB: 0 BB: 1 P: 11	R: 0 E: 1 K: 0 S: 8 H: 0 LOB: 1 BB: 0 P: 14	R: 0 E: 0 K: 0 S: 5 H: 0 LOB: 0 BB: 0 P: 6	R: 0 E: 0 K: 0 S: 4 H: 0 LOB: 0 BB: 1 P: 9	R: 0 E: 0 K: 0 S: 9 H: 1 LOB: 1 BB: 0 P: 10	R: 0 E: 0 K: 0 S: 7 H: 0 LOB: 0 BB: 0 P: 13	R: 0 E: 0 K: 1 S: 6 H: 0 LOB: 0 BB: 0 P: 8	R: 1 E: 0 K: 2 S: 15 H: 3 LOB: 3 BB: 1 P: 27	R: 1 E: 0 K: 1 S: 12 H: 2 LOB: 1 BB: 0 P: 20	1B: 4 2B: 1 3B: 1 HR: 0 SF: 1 SAC: 0 DP: 2 HBP: 0						WP: 0 PB: 0 SB: 0 CS: 0 PA: 35

	AB	31
	R	2
	H	6
	RBI	2
	BB	3
	SO	4
	LOB	16

PITCHER		IP	WLS	BF	H	R	ER	SO	BB	IBB	HBP	BLK	WP	HR	S	P	ERA	WHIP
Jason Marquis, R ERA: 4.24	(1, 1)	7.0	W	26	4	1	1	1	2	0	0	0	0	0	49	78	1.29	0.857
49 Carlos Marmol, R ERA: 2.14	(8, 1)	1.0		4	0	0	0	2	1	0	0	0	0	0	10	20	0.00	1.000
Bob Howry, R ERA: 5.08	(9, 1)	1.0		5	2	1	1	1	0	0	0	0	0	0	12	20	9.00	2.000

PITCHER	IP	WLS	BF	H	R	ER	SO	BB	IBB	HBP	BLK	WP	HR	S	P	ERA	WHIP

Batter	1	2	3	4	5	6	7	8	9	AB	R	H	RBI	BB	SO	LOB
9 Reed Johnson, R (1, 7) OBP: 0.342, SLG: 0.381	C SL 88 B SL 87 X SL 87 1-1 ① F9		B FC 89 X FF 92 1-0 1 1B; 25 1B 2-3 1B		B SL 85 X SL 84 1-0 ① P2		X SL 84 0-0 25 1B 1-3 2B	C SL 82 B SI 92 X SL 82 1-1 ③ P4		5	2	2	0	0	0	1
1 Kosuke Fukudome, L (1, 9) OBP: 0.401, SLG: 0.426	B SL 87 B SL 87 C SL 86 C SL 87 F SL 87 F SL 87 X SL 88 2-2 ② F8		B SL 87 B SL 87 X SL 88 2-0 16 F9; 25 1B 1-3 1B 3-H 1B		C CH 80 B CU 77 C SI 91 C CU 79 1-3 ② K		C SL 78 B SL 80 X SL 80 1-1 ② L3		X SI 90 0-0 ① G6-3	5	1	1	1	0	1	2
25 Derrek Lee, R (1, 10) OBP: 0.349, SLG: 0.511	C SL 88 F SL 88 B FC 91 B SL 81 B SL 87 B SL 88 4-2 BB		B FC 89 X SL 86 1-0 1B 1-2 1B 3-H 1B		X CH 82 0-0 ③ G1-3		C SL 82 X SI 92 0-1 16 HR 2-H 3-H 1B		C SI 90 C SI 91 S SL 83 0-3 ② K	4	1	2	3	1	1	0
16 Aramis Ramirez, R (1, 5) OBP: 0.412, SLG: 0.502	C SL 88 F SL 86 X SL 88 0-2 ③ L3		F CH 80 X CU 76 0-1 ② F9 2-3			B SL 84 F CH 81 C SL 86 X CH 81 1-2 ① G5-3	F SL 82 X SI 87 0-1 HR 2-H		B SI 92 X SL 82 1-0 ③ F8	5	1	1	2	0	0	3
Jim Edmonds, L (1, 8) OBP: 0.297, SLG: 0.354		C SL 87 B SL 86 B FF 92 F SL 87 B CH 84 S SL 87 3-3 ① K	D CH 82 B CH 87 X SI 89 2-0 1-3 1B 3-H 1B			C CH 81 X SL 86 0-1 ② F7	C SI 86 B SI 91 S SI 92 B SL 85 X SL 83 2-2 2B			4	0	2	1	0	1	0
18 Geovany Soto, R (1, 2) OBP: 0.374, SLG: 0.527		F SL 86 X CU 79 0-1 ② G5-3	C CU 81 S SL 84 D CU 79 D CH 83 X SL 87 2-2 ③ F9			S CH 81 B CU 79 X FF 93 1-1 FC5-4; 1B	S SL 82 B SL 83 X SL 83 1-1 ③ F9			4	0	1	0	0	0	3
Mark DeRosa, R (1, 4) OBP: 0.384, SLG: 0.464		B SL 87 F SL 87 B SI 92 B SL 87 X SL 86 3-1 ③ P4	B FF 90 F SL 85 C CH 80 X SL 87 1-2 ① G5-3			X CH 81 0-0 ③ FC5-4 1-2f		X SI 91 0-0 ① G5-3		4	0	0	0	0	0	1
6 Micah Hoffpauir, L (1, 3) OBP: 0.429, SLG: 0.538			B SL 86 B SL 85 S SL 85 X SL 84 2-1 9 1B; 1 1B 2B	B CH 81 B CH 80 S SL 85 X SL 84 2-1 ② F9			B CU 71 F SL 84 B SI 89 X CH 81 2-1 ① F7	B SI 91 C SI 91 X CH 84 1-1 1B		4	1	2	0	0	0	0
2 Ryan Theriot, R (1, 6) OBP: 0.388, SLG: 0.373			F FF 92 F FF 91 F SL 89 X CU 78 0-2 ① L4	C SL 86 X CH 84 0-1 ③ G6-3			X SL 86 0-0 9 2B; 25 1B 1B	C SI 91 C SI 92 B SL 83 X SL 82 1-2 ② F9		4	1	1	0	0	0	2
Inning Stats	R: 0 E: 0 K: 0 S: 12 H: 0 LOB: 1 BB: 1 P: 19	R: 0 E: 0 K: 1 S: 7 H: 0 LOB: 0 BB: 0 P: 13	R: 3 E: 0 K: 0 S: 15 H: 5 LOB: 2 BB: 0 P: 25	R: 0 E: 0 K: 0 S: 7 H: 0 LOB: 0 BB: 0 P: 10	R: 0 E: 0 K: 1 S: 5 H: 0 LOB: 0 BB: 0 P: 7	R: 0 E: 0 K: 0 S: 8 H: 1 LOB: 1 BB: 0 P: 10	R: 4 E: 0 K: 0 S: 15 H: 5 LOB: 1 BB: 0 P: 21	R: 0 E: 0 K: 0 S: 8 H: 1 LOB: 1 BB: 0 P: 11	R: 0 E: 0 K: 1 S: 5 H: 0 LOB: 0 BB: 0 P: 6	1B: 8 2B: 3 3B: 0 HR: 1 SF: 0 SAC: 0 DP: 0 HBP: 0						

TOP

Chicago Cubs @ Toronto Blue Jays

Rogers Centre, Toronto, ON

Sun Jun 15 2008, 1:07 PM EDT

Att. 40,738 - Sunny - 70 F

livebaseballscorecards.com

AB	39
R	7
H	12
RBI	7
BB	1
SO	3
LOB	12

WP: 0 PB: 0 SB: 0 CS: 0 PA: 40

PITCHER		IP	WLS	BF	H	R	ER	SO	BB	IBB	HBP	BLK	WP	HR	S	P	ERA	WHIP
51 Jesse Litsch, R ERA: 3.7	(1, 1)	6.1	L	28	8	5	5	2	1	0	0	0	0	0	58	90	7.11	1.421
39 Jesse Carlson, L ERA: 1.88	(7, 1)	0.1		1	0	0	0	0	0	0	0	0	0	0	2	3	0.00	0.000
57 Shawn Camp, R ERA: 3.8	(7, 1)	2.1		11	4	2	2	1	0	0	0	0	0	1	22	29	7.71	1.714

PITCHER	IP	WLS	BF	H	R	ER	SO	BB	IBB	HBP	BLK	WP	HR	S	P	ERA	WHIP

Batter	1	2	3	4	5	6	7	8	9	AB	R	H	RBI	BB	SO	LOB
15 Alex Rios, R (1, 9) OBP: 0.331, SLG: 0.377	C FF 90 X SL 87 0-1 ① G6-3		B FF 91 1 SAFE S FF 90 S FF 92 B CU 74 F FF 91 B FF 92 B FF 93 4-2 19 FC6-4 1-2 BB		F FF 91 B FF 92 C CH 83 F FF 91 S SL 87 1-3 ② K		C FF 92 F SL 82 F FF 93 B FF 93 B CH 81 F FF 94 X FF 93 3-2 ② SF8 3-H		C FF 97 C CU 83 F FF 96 B CU 82 X FF 98 1-2 1 1B 19 G4-3 10 SF9 1B	3	1	1	1	1	1	0
19 Marco Scutaro, R (1, 4) OBP: 0.347, SLG: 0.330 (8, 5)	X FF 88 0-0 ② F7		B CH 81 X SL 86 1-0 ② FC6-4 33 BB 1-2f 2-3		C SL 86 S CH 82 B CU 75 C CH 83 1-3 ③ K		B FF 92 F FF 92 B FF 92 F FF 92 X FF 92 2-2 1 2B 1B		F FF 97 B FF 98 B CU 83 F FF 98 X FF 98 2-2 ① G4-3 1-2	5	0	1	0	0	1	3
33 Scott Rolen, R (1, 5) OBP: 0.375, SLG: 0.446 1 Joe Inglett, L (7, PH) OBP: 0.379, SLG: 0.442 (8, 4)	C FF 88 C FF 89 X FF 91 0-2 ③ F8		C FF 92 1 SAFE B CH 81 C CH 81 B CU 74 B CH 82 F SL 87 B FF 91 4-2 1-2 BB			F SL 84 X SL 85 0-1 ① G5-3	X FF 93 0-0 1-3 2B		B FF 97 X FF 97 1-0 DI 2-3 1B	2 2	0 0	0 2	0 0	1 0	0 0	0 0
10 Vernon Wells, R (1, 8) OBP: 0.330, SLG: 0.447		B CH 80 F SL 84 F SL 86 S CH 80 1-3 ① K	X SL 86 0-0 ③ P4			C FF 89 F CH 82 B FF 92 X FF 84 1-2 36 BB	B FF 96 B FF 96 B FF 95 C FF 95 F SL 82 X SL 83 3-2 ③ F7		D CU 84 B FF 98 B C X 3-1 ② SF9 3-H	4	0	0	1	0	1	5
36 Kevin Mench, R (1, 7) OBP: 0.328, SLG: 0.360 Matt Stairs, L (9, PH) OBP: 0.335, SLG: 0.421		B CH 80 B FF 89 B FF 88 C FF 86 B SL 84 4-1 BB		C FF 89 C CH 81 X CH 81 0-2 ① G4-3		B FF 89 F SL 84 F FF 91 F FF 92 B CH 80 B CH 82 B FF 91 4-2 1-2 BB		B FF 96 B FF 94 C FF 96 B SL 83 C SL 84 X SL 83 3-2 ① F8	F FF 98 C FF 97 X 0-2 ③ F7 1-2	2 1	0 0	0 0	0 0	2 0	0 0	0 1
20 Rod Barajas, R (1, 2) OBP: 0.349, SLG: 0.481		B FF 89 C SL 84 1 SAFE F SL 84 B FF 91 B FF 93 F FF 90 X SL 86 3-2 ② F8		B SL 87 B SL 86 X FF 90 2-0 ② F7		C SL 85 B SL 84 B FF 90 C FF 91 F SL 86 X FF 92 2-2 ② F7		B FF 96 C SL 83 S SL 83 F FF 94 X SL 81 1-2 ② G6-3		4	0	0	0	0	0	3
35 Brad Wilkerson, L (1, 3) OBP: 0.332, SLG: 0.352		C FF 89 1 SAFE B SL 86 C FF 91 B SL 87 S SL 86 2-3 ③ K		C FF 90 B CH 79 B SL 84 X FF 88 2-1 1B		C FF 91 B CH 81 S SL 86 B FF 92 X SL 87 2-2 ③ G4-3		C SL 84 B SL 90 B FF 94 S FF 93 B FF 94 F FF 92 B SL 83 4-2 HR BB		3	1	1	0	1	1	3
Gregg Zaun, S (1, 10) OBP: 0.354, SLG: 0.383			C FF 88 F FF 90 S CH 81 0-3 ① K	C FF 90 C SL 86 F FF 92 D SI 84 F FF 92 X CU 74 1-2 ③ G6-3			B FF 91 F FF 90 S CH 81 B CH 82 B FF 92 F FF 92 B FF 93 4-2 6 G4-3 6 WP 15 SF8 BB	B SI 92 X FF 92 1-0 1-H HR		3	2	1	2	1	1	1
6 John McDonald, R (1, 6) OBP: 0.235, SLG: 0.167			B FF 88 B SL 85 B FF 88 C FF 87 B FF 86 4-1 19 FC6-4 15 BB BB		C FF 88 B SL 83 F SL 84 F SL 83 B CU 70 F FF 88 B CH 80 F SL 84 C SL 83 3-3 ① K		C FF 92 B CH 82 C FF 92 B SL 82 F FF 93 X FF 93 2-2 ① G4-3 1-3	B SI 93 C FF 92 F SL 85 S FC 90 1-3 ③ K		3	0	0	0	1	2	1
Inning Stats	R: 0 E: 0 K: 0 S: 6 H: 0 LOB: 0 BB: 0 P: 6	R: 0 E: 0 K: 2 S: 11 H: 0 LOB: 1 BB: 1 P: 21	R: 0 E: 0 K: 1 S: 12 H: 0 LOB: 3 BB: 3 P: 25	R: 0 E: 0 K: 0 S: 11 H: 1 LOB: 1 BB: 0 P: 16	R: 0 E: 0 K: 3 S: 13 H: 0 LOB: 0 BB: 0 P: 18	R: 0 E: 1 K: 0 S: 15 H: 0 LOB: 2 BB: 1 P: 24	R: 1 E: 0 K: 0 S: 19 H: 2 LOB: 2 BB: 1 P: 33	R: 2 E: 0 K: 1 S: 15 H: 1 LOB: 0 BB: 1 P: 25	R: 1 E: 0 K: 0 S: 13 H: 2 LOB: 1 BB: 0 P: 20	1B: 4 2B: 1 3B: 0 HR: 1 SF: 2 SAC: 0 DP: 0 HBP: 0						WP: 1 PB: 0 SB: 0 CS: 0 PA: 41

PITCHER		IP	WLS	BF	H	R	ER	SO	BB	IBB	HBP	BLK	WP	HR	S	P	ERA	WHIP
30 Ted Lilly, L ERA: 4.76	(1, 1)	6.0	W	25	1	0	0	6	5	0	0	0	0	0	68	110	0.00	1.000
47 Scott Eyre, L ERA: 0.93	(7, 1)	0.2		5	2	1	1	0	1	0	0	0	1	0	16	27	13.50	4.500
49 Carlos Marmol, R ERA: 2.09	(7, 1)	1.0		3	0	0	0	0	0	0	0	0	0	0	11	18	0.00	0.000
48 Neal Cotts, L ERA: 2.84	(8, 1)	0.1		3	1	2	2	1	1	0	0	0	0	1	7	13	54.00	6.000
34 Kerry Wood, R ERA: 2.65	(9, 1)	1.0		5	2	1	1	0	0	0	0	0	0	0	13	20	9.00	2.000

PITCHER	IP	WLS	BF	H	R	ER	SO	BB	IBB	HBP	BLK	WP	HR	S	P	ERA	WHIP

BOTTOM

Chicago Cubs @ Toronto Blue Jays

Rogers Centre, Toronto, ON

Sun Jun 15 2008, 1:07 PM EDT

Att. 40,738 - Sunny - 70 F

livebaseballscorecards.com

AB	32
R	4
H	6
RBI	4
BB	7
SO	7
LOB	17

Batter	1	2	3	4	5	6	7	8	9	AB	R	H	RBI	BB	SO	LOB
Inning Stats										1B: 0 2B: 0 3B: 0 HR: 0		SF: 0 SAC: 0 DP: 0 HBP: 0		WP: 0 PB: 0 SB: 0 CS: 0		PA: 0	

San Diego Padres @ Chicago Cubs

Doubleday Field, Cooperstown, NY

Mon Jun 16 2008, 2:00 PM EDT

TOP

livebaseballscorecards.com

AB	**0**
R	**0**
H	**0**
RBI	**0**
BB	**0**
SO	**0**
LOB	**0**

PITCHER	IP	WLS	BF	H	R	ER	SO	BB	IBB	HBP	BLK	WP	HR	S	P	ERA	WHIP

PITCHER	IP	WLS	BF	H	R	ER	SO	BB	IBB	HBP	BLK	WP	HR	S	P	ERA	WHIP

Batter	1	2	3	4	5	6	7	8	9	AB	R	H	RBI	BB	SO	LOB
Inning Stats																

BOTTOM

San Diego Padres @ Chicago Cubs

Doubleday Field, Cooperstown, NY

Mon Jun 16 2008, 2:00 PM EDT

livebaseballscorecards.com

AB	0
R	0
H	0
RBI	0
BB	0
SO	0
LOB	0

1B: 0
2B: 0
3B: 0
HR: 0

SF: 0
SAC: 0
DP: 0
HBP: 0

WP: 0
PB: 0
SB: 0
CS: 0

PA: 0

PITCHER	IP	WLS	BF	H	R	ER	SO	BB	IBB	HBP	BLK	WP	HR	S	P	ERA	WHIP

PITCHER	IP	WLS	BF	H	R	ER	SO	BB	IBB	HBP	BLK	WP	HR	S	P	ERA	WHIP

Chicago Cubs @ Tampa Bay Rays

Tropicana Field, St. Petersburg, FL

Tue Jun 17 2008, 7:10 PM EDT

Att. 31,607 - Dome - 72 F

TOP

livebaseballscorecards.com

Batter	1	2	3	4	5	6	7	8	9	AB	R	H	RBI	BB	SO	LOB
9 Reed Johnson, R (1, 8) OBP: 0.343, SLG: 0.387	B FF 91 C FF 92 S SI 92 X FF 93 1-2 ① L4		B SI 93 X SI 92 1-0 ② F8		B CH 81 F SI 93 B SI 93 T SI 93 X CH 79 2-2 2 1B 1-2 1B		C KC 82 S KC 83 X SI 89 0-2 2 CS 2B		X SI 93 0-0 ③ B5-3	5	0	2	0	0	0	2
2 Ryan Theriot, R (1, 6) OBP: 0.389, SLG: 0.372	B FF 93 B SI 92 C FF 93 F FF 93 B SI 94 F FF 92 B SI 94 4-2 BB		C SI 92 C FF 94 B SL 84 F SL 83 B SI 93 S SL 84 2-3 K2-3		F SI 92 B SI 93 B SI 93 F SI 93 X SI 93 2-2 25 BB 1-3 2-H 1B		B CH 81 B KC 81 S CH 81 B KC 82 C SI 88 3-2 ③ CS 2-3	B SI 88 C SI 88 X SI 89 1-1 ① F9		3	0	1	1	1	1	0
25 Derrek Lee, R (1, 3) OBP: 0.351, SLG: 0.507	F SI 93 B FF 94 F CH 79 B SI 93 1 SAFE 1 SAFE B SI 93 X CH 79 3-2 ② F8			B SI 91 C CH 78 B SI 92 B SI 92 B SI 91 4-1 BB	C CH 78 S SI 94 B SI 93 D SL 85 F SI 93 B SI 94 F SI 94 B SI 93 4-2 1-2 BB			C SI 89 B SI 90 C SI 89 X SI 89 1-2 ② F8		2	0	0	0	2	0	1
16 Aramis Ramirez, R (1, 5) OBP: 0.407, SLG: 0.494	F FF 93 F SI 94 B FF 94 F SI 94 D SL 85 F SI 94 S CH 80 2-3 ③ K			B CH 80 S SI 93 S CH 79 F SI 92 F SI 93 F SL 82 B SI 92 X SI 92 2-2 ① F8	B SI 95 C SI 95 D FF 95 F FF 95 C FF 95 2-3 ③ K			S CU 78 B SI 89 F SI 89 F SI 90 S CU 78 1-3 ③ K		4	0	0	0	0	3	5
18 Geovany Soto, R (1, 10) OBP: 0.368, SLG: 0.517		B CH 78 B CH 79 S SI 93 F SI 93 X SL 83 2-2 ① G5-3		B SI 92 B CH 79 F CH 80 F SI 93 S SI 94 2-3 ② K		B SL 86 B FF 94 C FF 93 B SI 93 X SI 94 3-1 ① G6-3			C FF 92 C SI 92 X SL 81 0-2 ① F7	4	0	0	0	0	1	1
Mark DeRosa, R (1, 9) OBP: 0.386, SLG: 0.463		C SI 94 B SI 94 B CH 81 B CH 80 S SI 94 B SI 93 4-2 BB		B SI 92 C CH 79 B CH 80 F CH 79 X FF 93 2-2 ③ P4		C FF 96 F FF 95 B SI 95 B SL 88 F FF 94 B FF 96 X FF 95 3-2 ② L7			C FF 92 X FF 93 0-1 1 2B 6 PB 1B	3	1	1	0	1	0	1
Matt Murton, R (1, 7) OBP: 0.222, SLG: 0.176 1 Kosuke Fukudome, L (9, PH) OBP: 0.403, SLG: 0.432		S SI 94 S FF 94 S SI 94 0-3 ② K			B SI 92 F SI 91 F SI 92 F SI 93 S SI 93 1-3 ① K	B FF 96 B SI 96 T FF 96 X SI 95 2-1 ③ F7			S SI 94 B SI 95 B CH 87 F FF 94 X SI 95 2-2 6 PB 1-3 2B	3 1	0 0	0 1	0 0	0 0	2 0	1 0
Henry Blanco, R (1, 2) OBP: 0.340, SLG: 0.360 6 Micah Hoffpauir, L (9, PH) OBP: 0.414, SLG: 0.519		F SI 93 B SI 91 F SI 93 B SL 84 X SL 84 2-2 ③ F7			B CH 81 B SI 93 X SI 92 2-0 9 2 1B 1B		B SI 86 B SI 87 C SI 86 C SI 86 S KC 82 2-3 ① K		B CH 87 S FF 95 S SI 94 F CH 86 B FF 94 S FF 95 2-3 ② K 2-3 3-H	3 1	1 0	1 0	0 0	0 0	1 1	1 1
Ronny Cedeno, R (1, 4) OBP: 0.348, SLG: 0.375 Jim Edmonds, L (9, PH) OBP: 0.301, SLG: 0.354			S SI 92 B SI 92 B SI 92 S SI 92 F FF 93 S SI 94 2-3 ① K		B SI 93 S SI 92 F CH 81 S SI 93 1-3 ② K		C SI 87 S KC 82 B KC 83 T KC 83 1-2 ② K		B FF 94 D SI 93 C FF 93 B CH 85 S CH 84 B SI 93 4-2 BB	3 0	0 0	0 0	0 0	0 1	3 0	1 0
Inning Stats	R: 0 E: 0 K: 1 S: 14 H: 0 LOB: 1 BB: 1 P: 24	R: 0 E: 0 K: 1 S: 11 H: 0 LOB: 1 BB: 1 P: 19	R: 0 E: 0 K: 2 S: 9 H: 0 LOB: 0 BB: 0 P: 14	R: 0 E: 0 K: 1 S: 13 H: 0 LOB: 1 BB: 1 P: 23	R: 1 E: 0 K: 3 S: 21 H: 3 LOB: 3 BB: 1 P: 35	R: 0 E: 0 K: 0 S: 8 H: 0 LOB: 0 BB: 0 P: 16	R: 0 E: 0 K: 2 S: 11 H: 1 LOB: 0 BB: 0 P: 17	R: 0 E: 0 K: 1 S: 9 H: 0 LOB: 0 BB: 0 P: 12	R: 1 E: 0 K: 1 S: 15 H: 2 LOB: 2 BB: 1 P: 23	1B: 4 2B: 2 3B: 0 HR: 0 SF: 0 SAC: 0 DP: 0 HBP: 0						

	AB	32
	R	2
	H	6
	RBI	1
	BB	5
	SO	12
	LOB	14

WP: 0 PB: 1 SB: 0 CS: 1 PA: 38

PITCHER		IP	WLS	BF	H	R	ER	SO	BB	IBB	HBP	BLK	WP	HR	S	P	ERA	WHIP
19 Scott Kazmir, L ERA: 1.76	(1, 1)	4.2		21	3	1	1	7	4	0	0	0	0	0	65	110	1.93	1.500
50 Grant Balfour, R ERA: 2.08	(5, 1)	1.1	W	4	0	0	0	1	0	0	0	0	0	0	11	21	0.00	0.000
39 J.P. Howell, L ERA: 3.3	(7, 1)	1.0	H	3	1	0	0	2	0	0	0	0	0	0	11	17	0.00	1.000
35 Dan Wheeler, R ERA: 1.99	(8, 1)	1.0	H	3	0	0	0	1	0	0	0	0	0	0	9	12	0.00	0.000
40 Troy Percival, R ERA: 2.59	(9, 1)	1.0	S	6	2	1	0	1	1	0	0	0	0	0	15	23	0.00	3.000

PITCHER	IP	WLS	BF	H	R	ER	SO	BB	IBB	HBP	BLK	WP	HR	S	P	ERA	WHIP

Chicago Cubs @ Tampa Bay Rays

Tropicana Field, St. Petersburg, FL

Tue Jun 17 2008, 7:10 PM EDT

Att. 31,607 - Dome - 72 F

livebaseballscorecards.com

BOTTOM

Batter	1	2	3	4	5	6	7	8	9	AB	R	H	RBI	BB	SO	LOB
1 Akinori Iwamura, L (1, 4) OBP: 0.340, SLG: 0.367	C SI 92 F SI 92 B SL 86 F SL 85 B SI 93 B SI 92 F SI 93 T SI 92 3-2 ① **K**		F FF 92 B SI 92 X SL 85 1-1 ① **F7**		C SI 92 B FS 84 B FS 83 B SI 92 S SI 93 B SI 91 4-2 2 1B **BB**		B B B C F X 3-2 **E1** 32 1B 1B	B SI 94 C SI 92 F SI 93 S SI 93 1-3 ② **K** 2-3		4	1	1	0	1	2	3
16 Willy Aybar, S (1, 3) OBP: 0.338, SLG: 0.435	F SI 93 S FS 84 F SI 93 S FS 85 0-3 ② **K**		B FS 83 C SL 85 B SL 85 X SI 93 2-1 2 FC1-2 1B 1-2 2-3		C SL 84 B SI 92 1 SAFE 1 SAFE B FS 82 C SL 86 F SL 86 1 SAFE X SI 93 2-2 ② **L6**		B F X 1-1 ① **L6**	B SL 82 B SL 83 F SI 93 B SI 94 F SI 93 F SI 94 F SI 93 B SL 81 4-2 **BB**		4	0	1	0	1	1	2
2 B.J. Upton, R (1, 8) OBP: 0.406, SLG: 0.437	B SI 94 B SI 92 B SI 92 C FF 92 B SI 93 4-1 32 CS **BB**		C SL 86 F SI 94 B SI 93 X SL 86 1-2 ② **FC1-2** 1-2 2-3 3-Hf		B SL 85 1 SAFE F SI 91 B SI 92 C SL 85 F SI 92 F SL 87 F SI 91 D FS 84 3-2 X SL 86 1-3 **1B**		B F F B B B F B 4-2 32 1B 3 FC5-2 **BB**	S SI 93 B SI 93 B SI 94 X SI 92 2-1 ③ **L7**		3	0	1	0	2	0	5
32 Eric Hinske, L (1, 7) OBP: 0.329, SLG: 0.516 10 Justin Ruggiano, R (8, 7) OBP: 0.310, SLG: 0.333	1 SAFE C SL 85 B SI 88 1 SAFE B FS 83 2-1 ③ **CS** 1-2	B SI 91 X SI 92 1-0 ① **G3-1**	C SI 94 B FS 82 F SL 87 B SI 93 S FS 85 2-3 ③ **K**		B SI 93 B SI 91 C FS 83 B SI 92 S SL 85 C SL 87 3-3 ③ **K**		F FF 86 1 SAFE 1 SAFE B FF 93 F FF 93 B FF 94 B CH 87 X FF 87 3-2 31 HBP 3 FC5-2 1B 1-3 3-H			4 0	0 0	1 0	1 0	0 0	2 0	5 0
3 Evan Longoria, R (1, 5) OBP: 0.329, SLG: 0.484		S SI 92 B SI 92 C SL 86 B SI 92 F SL 85 F SI 92 B SI 92 X SI 92 3-2 ② **P3**	C SL 86 X SI 92 0-1 ① **F9**			X SI 89 0-0 **HR**	C SL 85 B CH 86 B SL 86 X CH 87 2-1 ② **FC5-2** 31 HBP 1-2 3-H			4	1	1	1	0	0	2
15 Cliff Floyd, L (1, 10) OBP: 0.365, SLG: 0.524 31 Jonny Gomes, R (7, PH) OBP: 0.327, SLG: 0.436 (8, 10)		S FS 84 C SL 86 B SI 93 X FS 85 1-2 **HR**	C SI 92 C SI 93 F SL 87 B SI 92 X SL 85 1-2 ② **F7**			B SL 83 B SL 83 B FF 92 C FF 89 B FF 91 4-1 8 FC4-6 **BB**	H FF 93 1-0 1-2 2-3 **HBP**			2 0	1 0	1 0	1 0	1 0	0 0	0 0
30 Dioner Navarro, S (1, 2) OBP: 0.361, SLG: 0.442	F SI 94 B SI 93 S FF 84 B SL 85 C FF 93 2-3 ③ **K**		X FS 83 0-0 **1B**			F FF 92 X FF 92 0-1 ① **P6**	B FF 92 C FF 92 S FF 93 F FF 94 B FF 92 X FF 93 2-2 ③ **F7**			4	0	1	0	0	1	4
26 Gabe Gross, L (1, 9) OBP: 0.331, SLG: 0.400			B SI 91 S SL 84 B SI 92 B SI 92 F SI 93 X SI 93 3-2 16 1B 8 1B 2 FC1-2 **1B**	B SI 92 B FS 83 C FS 84 F SI 92 S SI 92 2-3 ③ **K**		S FF 93 B FF 93 S SL 86 B SL 87 X FF 93 2-2 ② **F7**		B SL 79 B FF 92 X FF 92 2-0 ① **P5**		4	0	1	0	0	1	2
8 Jason Bartlett, R (1, 6) OBP: 0.295, SLG: 0.283			X SI 92 0-0 2 FC1-2 16 1B 1-2 **1B**		B SI 90 B SI 92 B SI 91 C SI 91 X SI 91 3-1 ① **F8**	B FF 94 B FF 93 C FF 92 X FF 93 2-1 ③ **FC4-6** 1-2f		S SI 93 B SL 84 B SI 94 X SI 93 2-1 1 S **2B**		4	0	2	0	0	0	1
Inning Stats	R: 0 E: 0 K: 2 S: 11 H: 0 LOB: 0 BB: 1 P: 20	R: 1 E: 0 K: 1 S: 12 H: 1 LOB: 0 BB: 0 P: 19	R: 0 E: 0 K: 1 S: 14 H: 3 LOB: 3 BB: 0 P: 23	R: 0 E: 0 K: 1 S: 10 H: 1 LOB: 1 BB: 0 P: 13	R: 0 E: 0 K: 1 S: 17 H: 1 LOB: 2 BB: 1 P: 32	R: 1 E: 0 K: 0 S: 9 H: 1 LOB: 1 BB: 1 P: 17	R: 1 E: 1 K: 0 S: 17 H: 2 LOB: 3 BB: 1 P: 33	R: 0 E: 0 K: 1 S: 12 H: 1 LOB: 2 BB: 1 P: 23		1B: 7 2B: 1 3B: 0 HR: 2 SF: 0 SAC: 0 DP: 0 HBP: 1						

	AB	33
	R	3
	H	10
	RBI	3
	BB	5
	SO	7
	LOB	24

PITCHER		IP	WLS	BF	H	R	ER	SO	BB	IBB	HBP	BLK	WP	HR	S	P	ERA	WHIP
46 Ryan Dempster, R ERA: 2.76	(1, 1)	5.0		22	6	1	1	6	2	0	0	0	0	1	64	107	1.80	1.600
48 Neal Cotts, L ERA: 4.91	(6, 1)	1.0	L	6	2	2	2	0	1	0	0	0	0	1	12	23	18.00	3.000
43 Michael Wuertz, R ERA: 2.67	(7, 1)	0.2		4	1	0	0	0	1	0	0	0	0	0	10	20	0.00	3.000
47 Scott Eyre, L ERA: 0.87	(7, 1)	0.2		3	0	0	0	0	0	0	1	0	0	0	5	10	0.00	0.000
Bob Howry, R ERA: 4.98	(8, 1)	0.2		4	1	0	0	1	1	0	0	0	0	0	11	20	0.00	3.000

PITCHER	IP	WLS	BF	H	R	ER	SO	BB	IBB	HBP	BLK	WP	HR	S	P	ERA	WHIP

Batter	1	2	3	4	5	6	7	8	9	AB	R	H	RBI	BB	SO	LOB
1 Kosuke Fukudome, L (1, 9) (4, 8) OBP: 0.403, SLG: 0.433	X FF 89 0-0 ① G4-3		D FF 83 B FF 88 C FF 89 B FF 86 F FF 87 X FF 88 3-2 2 1B 2-H 2B		B FF 87 B FF 86 B FF 86 B FF 86 4-0 2 FC4-6 1-2 2-3 BB		C SI 87 S KC 82 F KC 81 B SI 88 B CH 81 B SI 90 1 SAFE X SI 88 3-2 ② G4-3 1-2		B FF 90 B CH 86 S CH 86 F SI 90 C CU 76 2-3 ③ K	4	1	1	1	1	1	2
2 Ryan Theriot, R (1, 6) OBP: 0.387, SLG: 0.370	C FF 88 B FF 89 X FF 88 1-1 ② G5-3		C SL 79 B FF 90 C CU 77 X FF 88 1-2 2-H 1B		C SL 78 X SL 78 0-1 ① FC4-6 1-2f 2-3 3-H		B KC 80 B SI 88 X FF 87 2-0 ③ L4			4	0	1	2	0	0	3
25 Derrek Lee, R (1, 3) OBP: 0.347, SLG: 0.500	B FF 89 B FF 90 S SL 78 B FF 88 C FF 89 X FF 90 3-2 ③ G3		S SL 79 S SL 78 S SL 80 0-3 ③ K		B FF 87 C FF 87 F CU 76 B FC 86 F CU 76 S CU 76 2-3 ② K			B CU 78 X SI 89 1-0 ① F8		4	0	0	0	0	2	3
16 Aramis Ramirez, R (1, 5) OBP: 0.405, SLG: 0.490		C FF 88 F FF 87 B FF 90 F CU 76 X FF 90 1-2 18 G5-4-3 1B		B CU 76 S FF 85 B FF 87 B CU 76 F FF 86 C FC 87 3-3 ① K	X FC 86 0-0 ③ F9			F SI 90 B SI 88 F SI 90 X SI 90 1-2 ② G4-3		4	0	1	0	0	1	2
Jim Edmonds, L (1, 8) OBP: 0.298, SLG: 0.350 Matt Murton, R (4, 7) OBP: 0.250, SLG: 0.211		B FF 88 B FF 88 B FF 87 C FF 86 C FF 86 S FC 87 3-3 ① K		C FF 86 B FF 88 B FF 81 F FF 87 B SL 79 F FF 88 F FF 88 X FF 87 3-2 ② F7		C FC 86 X FC 86 0-1 18 G4-3 1B		B CU 78 F SI 89 B SI 88 F SI 88 X CU 76 2-2 ③ G5-3		2 2	0 0	0 1	0 0	0 0	1 0	1 0
18 Geovany Soto, R (1, 2) OBP: 0.370, SLG: 0.534		C FF 87 C CU 75 B FF 88 B FF 88 F SL 77 X CU 77 2-2 ②③ G5-4-3 1-2f		X SL 78 0-0 2B		F CH 78 B KC 80 B FF 86 F CH 80 D KC 81 X SI 87 3-2 ①② G4-3 1-2f			C SI 90 B SI 90 X FF 90 1-1 HR	4	1	2	1	0	0	2
Mark DeRosa, R (1, 7) (4, 9) OBP: 0.384, SLG: 0.457			C FF 87 S CU 76 F FF 88 B CU 70 B FF 90 X SL 78 2-2 ① P4	B FF 87 B FF 86 X FF 87 2-0 ③ G6-3		B SI 86 B CH 80 X SI 86 2-0 ③ G6-3			B FF 93 C FF 93 B CU 76 C FF 91 B SI 92 B SI 92 4-2 BB	3	0	0	0	1	0	1
6 Micah Hoffpauir, L (1, 10) OBP: 0.424, SLG: 0.548			B FF 89 B CU 69 X FF 88 2-0 G5-3 1 2B 1B		C FF 87 X CU 71 0-1 1 BB 2 FC4-6 2B		X FF 85 0-0 ① G3		X CH 84 0-0 ① F8	4	2	2	0	0	0	1
Ronny Cedeno, R (1, 4) OBP: 0.356, SLG: 0.377 17 Mike Fontenot, L (9, PH) OBP: 0.336, SLG: 0.376			F FF 86 S FF 86 B FC 87 X CU 76 1-2 ② G5-3 1-2	B FF 86 B FF 86 B FF 85 C FC 86 F FC 86 B FC 86 4-2 2 FC4-6 1 BB BB			C SI 86 B SI 86 F KC 81 X KC 81 1-2 1 G4-3 1B		B SI 90 C FF 91 1 SAFE T SI 92 F SI 92 B SI 93 B FF 92 F FF 91 X FF 90 3-2 ② F8	2 1	0 0	1 0	0 0	1 0	0 0	1 1
Inning Stats	R: 0 E: 0 K: 0 S: 6 H: 0 LOB: 0 BB: 0 P: 10	R: 0 E: 0 K: 1 S: 11 H: 1 LOB: 0 BB: 0 P: 17	R: 2 E: 0 K: 1 S: 17 H: 3 LOB: 0 BB: 0 P: 26	R: 0 E: 0 K: 1 S: 10 H: 1 LOB: 1 BB: 0 P: 18	R: 1 E: 0 K: 1 S: 11 H: 1 LOB: 2 BB: 2 P: 21	R: 0 E: 0 K: 0 S: 6 H: 1 LOB: 0 BB: 0 P: 11	R: 0 E: 0 K: 0 S: 10 H: 1 LOB: 1 BB: 0 P: 16	R: 0 E: 0 K: 0 S: 7 H: 0 LOB: 0 BB: 0 P: 11	R: 1 E: 0 K: 1 S: 13 H: 1 LOB: 1 BB: 1 P: 23	1B: 5 2B: 3 3B: 0 HR: 1 SF: 0 SAC: 0 DP: 2 HBP: 0						

PITCHER		IP	WLS	BF	H	R	ER	SO	BB	IBB	HBP	BLK	WP	HR	S	P	ERA	WHIP
21 Andy Sonnanstine, R ERA: 4.92	(1, 1)	5.0	W	23	7	3	3	4	2	0	0	0	0	0	57	94	5.40	1.800
39 J.P. Howell, L ERA: 3.15	(6, 1)	2.0	H	6	1	0	0	0	0	0	0	0	0	0	14	25	0.00	0.500
35 Dan Wheeler, R ERA: 1.93	(8, 1)	1.0	H	3	0	0	0	0	0	0	0	0	0	0	7	11	0.00	0.000
40 Troy Percival, R ERA: 2.84	(9, 1)	1.0	S	5	1	1	1	1	1	0	0	0	0	1	13	23	9.00	2.000

PITCHER	IP	WLS	BF	H	R	ER	SO	BB	IBB	HBP	BLK	WP	HR	S	P	ERA	WHIP

TOP

Chicago Cubs @ Tampa Bay Rays

Tropicana Field, St. Petersburg, FL

Wed Jun 18 2008, 7:10 PM EDT

Att. 31,496 - Dome - 72 F

livebaseballscorecards.com

AB	34
R	4
H	9
RBI	4
BB	3
SO	5
LOB	17

Chicago Cubs @ Tampa Bay Rays

Tropicana Field, St. Petersburg, FL

Wed Jun 18 2008, 7:10 PM EDT

Att. 31,496 - Dome - 72 F

livebaseballscorecards.com

BOTTOM

Batter	1	2	3	4	5	6	7	8	9	AB	R	H	RBI	BB	SO	LOB
1 Akinori Iwamura, L (1, 4) OBP: 0.342, SLG: 0.365	B SI 91 B FF 89 C FF 87 F SI 92 B SI 93 B SI 92 4-2 13 E BB		B SI 89 B FF 88 F FF 91 F SI 90 B SI 88 F SI 93 F SI 93 F FF 91 B SL 83 4-2 13 2B 2 1B BB	B SI 88 F SI 92 B SI 90 S SI 93 B SI 94 F SI 94 X SI 94 3-2 ① F7		1 SAFE B SI 91 1 SAFE X SI 90 1-0 ③ G4-3			2	2	0	0	2	0	1
13 Carl Crawford, L (1, 7) OBP: 0.312, SLG: 0.369	X FS 80 0-0 E7 32 F8 1-H		1 SAFE X FF 91 0-0 2 1B 32 1B 1-3 2B	B SI 87 F SI 93 F SI 87 B SI 88 X SI 94 2-2 ② G6-3			S FF 88 C SI 90 B SI 92 B SI 91 B FF 92 B SI 93 4-2 2 G4-6-3 BB			3	1	1	0	1	0	0
2 B.J. Upton, R (1, 8) OBP: 0.404, SLG: 0.434	B SI 91 F SI 91 S SI 92 C SI 92 1-3 ① K		F SI 92 B FF 84 X FS 84 1-1 32 1B 3 1B 2-3 3-H 1B	F SI 95 X 0-1 ③ G6-3			1 SAFE C SI 92 B SI 92 1 SAFE B SI 93 X SI 89 2-1 ①② G4-6-3 1-2f			4	1	1	1	0	1	2
32 Eric Hinske, L (1, 9) OBP: 0.332, SLG: 0.513 26 Gabe Gross, L (8, 9) OBP: 0.331, SLG: 0.400	B SI 91 B FS 75 X SI 91 2-0 ② F8 2-3		F SI 91 B FS 85 D FS 85 C SI 93 X SI 94 2-2 3 1B 16 1B 1-2 3-H 1B		B SI 89 X SI 91 1-0 ① G4-3		B FS 78 B FF 91 B FF 90 B FF 89 4-0 3 S BB			3 0	1 0	1 0	1 0	1 0	0 0	1 0
3 Evan Longoria, R (1, 5) OBP: 0.328, SLG: 0.479	B SI 92 X SI 94 1-0 ③ G2-3		B SI 94 B SI 92 X SI 92 2-0 30 BB 16 1B 1-2 2-H 1B		C SL 82 F FS 83 B SI 92 F SI 94 B SL 85 C FF 92 2-3 ② K		B CH 86 B CH 86 1 SAFE C CH 87 B CH 85 C FF 92 S CH 87 3-3 ③ K 1-2			4	0	1	1	0	2	2
15 Cliff Floyd, L (1, 10) OBP: 0.360, SLG: 0.506 31 Jonny Gomes, R (8, PR) OBP: 0.327, SLG: 0.436 (9, 10)		C SI 90 S SI 94 X SI 87 0-2 ① G1-3	B SI 87 X FS 85 1-0 ① F4		B FS 84 B SI 91 X FF 92 2-0 ③ P6			C FF 92 S FF 85 F FF 86 B FF 94 B FF 88 B CH 87 F CH 86 F FF 92 B FF 84 4-2 16 G5-4-3 BB		3 0	0 0	0 0	0 0	1 0	0 0	2 0
16 Willy Aybar, S (1, 3) OBP: 0.333, SLG: 0.425		X SI 91 0-0 ② G6-3	X FF 90 0-0 30 BB 1-2 2-H 1B			C SL 77 X SI 92 0-1 ① F9		C SL 85 F SL 84 B FF 91 X SL 86 1-2 ①② G5-4-3 1-2f		4	0	1	1	0	0	1
30 Dioner Navarro, S (1, 2) OBP: 0.364, SLG: 0.440		B SI 94 X SI 93 1-0 8 FC6-4 1B	B SI 92 D SI 86 B SI 92 C SI 91 B SI 90 4-1 8 G4-6-3 1-2 2-3 BB			B SI 86 B SI 93 C SI 93 X FF 92 2-1 ② G5-3		B CH 84 F FF 91 B SL 85 F FF 91 S SL 86 2-3 ③ K		3	0	1	0	1	1	1
8 Jason Bartlett, R (1, 6) OBP: 0.295, SLG: 0.284		X SI 91 0-0 ③ FC6-4 1-2f	B SL 82 X SI 92 1-0 ②③ G4-6-3 1-2f			B SL 83 X SI 95 1-0 1B				3	0	1	0	0	0	4
Inning Stats	R: 1 E: 1 K: 1 S: 8 H: 0 LOB: 1 BB: 1 P: 16	R: 0 E: 0 K: 0 S: 6 H: 1 LOB: 1 BB: 0 P: 7	R: 4 E: 0 K: 0 S: 16 H: 5 LOB: 2 BB: 2 P: 31	R: 0 E: 0 K: 0 S: 9 H: 0 LOB: 0 BB: 0 P: 14	R: 0 E: 0 K: 1 S: 6 H: 0 LOB: 0 BB: 0 P: 11	R: 0 E: 0 K: 0 S: 6 H: 1 LOB: 1 BB: 0 P: 10	R: 0 E: 0 K: 1 S: 7 H: 0 LOB: 1 BB: 2 P: 20	R: 0 E: 0 K: 1 S: 11 H: 0 LOB: 1 BB: 1 P: 18		1B: 6 2B: 1 3B: 0 HR: 0 SF: 0 SAC: 0 DP: 3 HBP: 0		WP: 0 PB: 0 SB: 1 CS: 0 PA: 35		

	AB	29
	R	5
	H	7
	RBI	4
	BB	6
	SO	4
	LOB	14

PITCHER		IP	WLS	BF	H	R	ER	SO	BB	IBB	HBP	BLK	WP	HR	S	P	ERA	WHIP
38 Carlos Zambrano, R ERA: 3.13	(1, 1)	6.2	L	30	7	5	4	2	4	0	0	0	0	0	55	99	5.40	1.650
48 Neal Cotts, L ERA: 4.91	(7, 1)	0.0		1	0	0	0	0	1	0	0	0	0	0	0	4	∞	∞
43 Michael Wuertz, R ERA: 2.56	(7, 1)	1.1		4	0	0	0	2	1	0	0	0	0	0	14	24	0.00	0.750

PITCHER	IP	WLS	BF	H	R	ER	SO	BB	IBB	HBP	BLK	WP	HR	S	P	ERA	WHIP

Chicago Cubs @ Tampa Bay Rays

Tropicana Field, St. Petersburg, FL

Thu Jun 19 2008, 7:10 PM EDT

Att. 34,441 - Dome - 72 F

livebaseballscorecards.com

Batter	1	2	3	4	5	6	7	8	9	AB	R	H	RBI	BB	SO	LOB
1 Kosuke Fukudome, L (1, 8) OBP: 0.403, SLG: 0.430	F FF 93 C FF 92 B CH 84 F CH 85 F CH 84 B SI 93 F KC 80 F SI 94 F CH 83 2-3 S CH 83 K ①		B SI 91 B SI 92 B FF 91 C SI 91 B CH 82 4-1 2 CS BB		S FF 92 B KC 80 C FF 89 S FC 86 1-3 K ③		B SL 74 B SL 73 F FF 87 C SI 85 B SI 87 X SL 75 3-2 2 E 2-3 3-H 1B		B SI 94 S SI 92 S SI 93 B FF 94 X CH 84 2-2 F9 ③	4	0	1	1	1	2	0
2 Ryan Theriot, R (1, 6) OBP: 0.385, SLG: 0.368	C FF 92 B SI 93 C FF 89 X CH 84 1-2 P4 ②		P PO 86 X FF 92 1-0 G6-3 ① ② 1-2			B FF 90 C SI 90 C KC 77 S FC 88 1-3 K ①	B FF 96 F FF 95 P PO 84 S FF 95 X SI 96 2-2 E8 1-3 3-H 1B			4	0	1	1	0	1	1
25 Derrek Lee, R (1, 3) OBP: 0.352, SLG: 0.503	X FC 90 0-0 1B		B FF 92 C FF 92 S KC 78 B SI 91 B CH 84 X FF 93 3-2 1B			B CH 82 B FC 90 C FC 87 X CH 82 2-1 1B	C SL 87 B SL 88 S FF 95 B FF 93 S SL 87 2-3 K ②			4	0	3	0	0	1	2
16 Aramis Ramirez, R (1, 5) OBP: 0.399, SLG: 0.482	B FF 92 X FF 89 1-0 F9 ③		C KC 77 B SI 92 F SI 92 C SI 92 1-3 K ③			S SI 90 B CH 84 X SI 91 1-1 F7 ②	X SL 87 0-0 F9 ③			4	0	0	0	0	1	5
18 Geovany Soto, R (1, 10) OBP: 0.365, SLG: 0.525		X SI 91 0-0 F8 ①		C FC 88 C FF 91 S CH 83 0-3 K ①		X KC 78 0-0 F9 ③		C SI 95 X FF 94 0-1 F9 ①		4	0	0	0	0	1	1
6 Micah Hoffpauir, L (1, 7) OBP: 0.432, SLG: 0.571		C SI 92 B FF 89 F CH 83 F FC 89 B CH 85 F SI 92 X CH 84 2-2 1B 1B		B FC 90 S FF 89 F SI 92 B FC 86 C FF 92 2-3 K ②			C CH 82 C KC 78 B FC 92 F FC 87 X CH 83 1-2 17 2B 2B	C FF 95 B FF 94 B SI 95 S SI 94 F FF 95 S FF 96 2-3 K ②		4	1	2	0	0	2	0
Mark DeRosa, R (1, 9) OBP: 0.382, SLG: 0.451		C FC 89 C FC 88 B FF 89 S KC 80 1-3 K ②		F SI 91 B FF 92 B KC 79 S CH 82 S CH 84 2-3 K ③			C FC 87 B SI 90 B KC 79 B FC 86 B FF 92 4-1 17 2B 1 1B BB	B FF 95 F FF 96 F FF 95 B SL 88 B FF 95 C SI 95 3-3 K ③		3	1	0	0	1	3	1
Henry Blanco, R (1, 2) OBP: 0.333, SLG: 0.352		X SI 92 0-0 17 FC5-4 1-2 1B			F FF 92 C KC 78 X CH 83 0-2 F8 ①		L FF 91 B FC 86 B SI 91 X 2-1 B1 ①		C FF 94 B FF 94 C FF 93 B SL 86 S FF 93 2-3 K ①	4	0	1	0	0	1	2
17 Mike Fontenot, L (1, 4) OBP: 0.333, SLG: 0.381		F FF 92 X SI 92 0-1 FC5-4 ③ 1-2f			C FF 91 B CH 84 B SI 92 F FF 90 S CH 83 2-3 K ②		C CH 83 X SI 91 0-1 1 1B 2 E 1-3 2-H 2B		C SI 93 B CU 80 X FF 94 1-1 F8 ②	4	1	1	1	0	1	2
Inning Stats	R: 0 E: 0 K: 1 S: 13 H: 1 LOB: 1 BB: 0 P: 17	R: 0 E: 0 K: 1 S: 12 H: 2 LOB: 2 BB: 0 P: 15	R: 0 E: 0 K: 1 S: 9 H: 1 LOB: 1 BB: 1 P: 17	R: 0 E: 0 K: 3 S: 9 H: 0 LOB: 0 BB: 0 P: 13	R: 0 E: 0 K: 2 S: 9 H: 0 LOB: 0 BB: 0 P: 12	R: 0 E: 0 K: 1 S: 8 H: 1 LOB: 1 BB: 0 P: 12	R: 3 E: 1 K: 1 S: 20 H: 4 LOB: 2 BB: 1 P: 33	R: 0 E: 0 K: 2 S: 9 H: 0 LOB: 0 BB: 0 P: 14	R: 0 E: 0 K: 1 S: 8 H: 0 LOB: 0 BB: 0 P: 13	1B: 7 2B: 2 3B: 0 HR: 0 SF: 0 SAC: 0 DP: 0 HBP: 0						

	AB	35
	R	3
	H	9
	RBI	3
	BB	2
	SO	13
	LOB	14

WP: 0 PB: 0 SB: 0 CS: 1 PA: 37

PITCHER		IP	WLS	BF	H	R	ER	SO	BB	IBB	HBP	BLK	WP	HR	S	P	ERA	WHIP
33 James Shields, R ERA: 3.94	(1, 1)	6.1		27	7	3	3	9	2	0	0	0	0	0	69	102	4.26	1.421
Trever Miller, L ERA: 4.26	(7, 1)	0.0		1	1	0	0	0	0	0	0	0	0	0	3	6	∞	∞
50 Grant Balfour, R ERA: 1.74	(7, 1)	1.2	W	6	1	0	0	3	0	0	0	0	0	0	17	25	0.00	0.600
47 Gary Glover, R ERA: 3.91	(9, 1)	1.0		3	0	0	0	1	0	0	0	0	0	0	8	13	0.00	0.000

PITCHER	IP	WLS	BF	H	R	ER	SO	BB	IBB	HBP	BLK	WP	HR	S	P	ERA	WHIP

Batter	1	2	3	4	5	6	7	8	9	AB	R	H	RBI	BB	SO	LOB
1 Akinori Iwamura, L (1, 4) OBP: 0.346, SLG: 0.364	B FF 92 S FF 94 B FF 94 X FF 93 2-1 ① G4-3		F CU 75 S FF 93 F FF 95 F FF 94 B SL 83 F SL 84 B FF 95 F CH 82 S FF 95 2-3 ② K		F FF 93 B FF 94 B FF 93 F CU 75 B FF 94 B SL 85 4-2 1-2 BB		C FF 95 B FF 95 C FF 93 B FF 94 H SL 81 3-2 13 HR 1-2 2-3 3-H HBP	B SI 88 B SI 88 B SI 88 C FF 85 X SI 86 3-1 13 1B 1B		3	1	1	1	1	1	0
13 Carl Crawford, L (1, 7) OBP: 0.317, SLG: 0.384	F CH 85 B CU 77 F FF 94 B FF 95 X FF 95 2-2 32 CS 1B		F SL 84 X CU 74 0-1 ③ G3		B CH 81 X FF 92 1-0 ③ G4-3		B SL 80 X FF 91 1-0 1-H 2-H 3-H HR	C SL 83 S FF 87 B SL 84 X FF 88 1-2 1B		5	1	3	4	0	0	3
2 B.J. Upton, R (1, 8) OBP: 0.401, SLG: 0.437	1 SAFE B FF 94 C FF 92 1 SAFE B FF 94 C FF 91 B FF 95 1 SAFE X FF 93 3-2 ② F9			B SL 82 B FF 94 F FF 94 F SL 82 X CU 75 2-2 ① G6-3		X CU 75 0-0 ① F8	S SL 80 F FF 92 X SL 80 0-2 32 2B 3B	B CH 85 B SI 88 X CH 85 2-0 ② L9		5	1	1	0	0	0	3
32 Eric Hinske, L (1, 3) OBP: 0.333, SLG: 0.513	B FF 93 1-0 ③ CS 1-2	B CH 83 B FF 94 B FF 93 C FF 94 B FF 95 4-1 15 E 3 1B 16 G3-6-1 BB		F CH 84 B FF 94 C CU 74 S SL 83 1-3 ② K		F FF 92 B FF 95 B CU 74 B FF 93 X SL 82 3-1 ② G4-3	X SL 78 0-0 3 S 3 SF7 3-H 2B	B SI 88 B FF 88 S SI 88 C FF 88 X FF 88 2-2 ③ P6		4	2	1	1	1	1	2
3 Evan Longoria, R (1, 6) OBP: 0.327, SLG: 0.477		D CU 76 S FF 92 1 SAFE C SL 82 B CU 73 F SL 82 B FF 94 X FF 94 3-2 16 G3-6-1 15 E 1-2 1B		X SL 84 0-0 ③ G5-3		B CU 76 S SL 83 B CU 76 B SL 83 F SL 83 X CU 76 3-2 E5	B SL 77 B SL 81 B CH 81 C CH 81 X FF 90 3-1 ① SF7 2-H			3	0	1	1	0	0	0
15 Cliff Floyd, L (1, 10) OBP: 0.356, SLG: 0.505		C CH 82 B SL 82 X FF 94 1-1 FC3 16 G3-6-1 1-2 2-3	C CU 74 B FF 95 C CH 80 S SL 84 1-3 ① K	1 SAFE D CH 83 F CH 82 B FF 93 X CU 75 2-1 ③ G4-3		C FF 92 B SL 81 B FF 92 X FF 92 2-1 16 G3 2B				4	0	1	0	0	1	3
16 Willy Aybar, S (1, 5) OBP: 0.341, SLG: 0.421		S CH 82 X CH 84 0-1 ① ② G3-6-1 1-2f 2-3 3-H	C SL 81 B CU 75 C FF 92 F CU 76 B SL 84 B FF 96 F FF 95 X SL 84 3-2 30 1B 1B				26 HBP 1 HBP 30 BB BB G3 2-3			3	1	1	0	1	0	3
30 Dioner Navarro, S (1, 2) OBP: 0.366, SLG: 0.438	B FF 92 C FF 93 B CH 82 X FF 94 2-1 ③ F8		1 SAFE B FF 93 1 SAFE B CH 81 F FF 92 1 SAFE X FF 92 2-1 1 BB 1-3 1B				1 HBP 26 HBP 13 HR 1-2 BB L7			3	1	1	0	1	0	2
26 Gabe Gross, L (1, 9) OBP: 0.330, SLG: 0.392			S CH 82 B CU 74 B FF 92 C CH 83 B CU 75 X FF 94 3-2 ① G4-3		F CU 75 B FF 94 C FF 92 B SL 84 F FF 93 B SL 85 F FF 94 X SL 83 3-2 ② P5		B SL 82 C FF 93 C SL 82 H SL 83 2-2 1 HBP 13 HR 1-2 2-3 HBP	C SI 88 B SL 84 X SI 88 1-1 ① G4-3		3	1	0	0	0	0	2
Inning Stats	R: 0 E: 0 K: 0 S: 8 H: 1 LOB: 0 BB: 0 P: 16	R: 1 E: 1 K: 0 S: 11 H: 1 LOB: 1 BB: 1 P: 21	R: 0 E: 0 K: 1 S: 12 H: 0 LOB: 0 BB: 0 P: 17	R: 0 E: 0 K: 1 S: 7 H: 0 LOB: 0 BB: 0 P: 10	R: 0 E: 0 K: 1 S: 18 H: 2 LOB: 3 BB: 1 P: 32	R: 0 E: 1 K: 0 S: 8 H: 0 LOB: 1 BB: 0 P: 16	R: 7 E: 0 K: 0 S: 18 H: 4 LOB: 1 BB: 2 P: 38	R: 0 E: 0 K: 0 S: 11 H: 2 LOB: 2 BB: 0 P: 20		1B: 6 2B: 2 3B: 1 HR: 1 SF: 1 SAC: 0 DP: 1 HBP: 2				WP: 0 PB: 0 SB: 1 CS: 1 PA: 41	

PITCHER		IP	WLS	BF	H	R	ER	SO	BB	IBB	HBP	BLK	WP	HR	S	P	ERA	WHIP
Sean Gallagher, R ERA: 3.97	(1, 1)	6.0		24	4	1	0	3	2	0	0	0	0	0	64	112	0.00	1.000
49 Carlos Marmol, R ERA: 2.93	(7, 1)	0.0	L	4	0	4	4	0	2	0	2	0	0	0	7	20	∞	∞
47 Scott Eyre, L ERA: 3.38	(7, 1)	0.1	B	5	4	3	3	0	0	0	0	0	0	1	9	15	81.00	12.000
32 Jon Lieber, R ERA: 3.06	(7, 1)	1.2		7	2	0	0	0	0	0	0	0	0	0	13	23	0.00	1.200

PITCHER	IP	WLS	BF	H	R	ER	SO	BB	IBB	HBP	BLK	WP	HR	S	P	ERA	WHIP

BOTTOM

Chicago Cubs @ Tampa Bay Rays

Tropicana Field, St. Petersburg, FL

Thu Jun 19 2008, 7:10 PM EDT

Att. 34,441 - Dome - 72 F

livebaseballscorecards.com

AB	33
R	8
H	10
RBI	7
BB	4
SO	3
LOB	18

Chicago White Sox @ Chicago Cubs

Wrigley Field, Chicago, IL

Fri Jun 20 2008, 1:20 PM CDT

Att. 41,106 - Partly Cloudy - 72 F

livebaseballscorecards.com

Batter	1	2	3	4	5	6	7	8	9	AB	R	H	RBI	BB	SO	LOB
Orlando Cabrera, R (1, 6) OBP: 0.323, SLG: 0.374	F SL 81 B SL 83 F FF 86 F CU 69 X FF 87 1-2 ① F8		B FF 87 C SL 82 C SL 84 X FF 88 1-2 12 HR 1B		C CH 76 F CH 79 S CH 79 0-3 ① K		1 SAFE B SL 77 C FF 87 1 SAFE F CH 77 C SL 84 1-3 ① K		D CU 83 B FF 97 C CU 82 D CU 85 F FF 97 X FF 96 3-2 ② F9	5	1	1	0	0	2	2
12 A.J. Pierzynski, L (1, 2) OBP: 0.345, SLG: 0.447	C SL 82 X FF 86 0-1 ② P6		S FF 87 1 SAFE 1 SAFE X FF 88 0-1 1-H HR		B SL 85 X SL 84 1-0 ② L8		S FF 88 X FF 89 0-1 ② P6		C CU 84 B FF 96 F CU 83 B FF 96 S FF 97 2-3 ③ K	5	1	1	2	0	1	2
20 Carlos Quentin, R (1, 7) OBP: 0.387, SLG: 0.534	B FF 87 F SL 82 B FF 86 X FF 87 2-1 ③ F9		B SL 84 B FF 87 B SL 83 C FF 87 B SL 79 4-1 BB BB		C CU 71 X CU 72 0-1 2B		B FF 90 B CH 81 B FF 89 B FF 88 4-0 1-2 BB			2	0	1	0	2	0	0
23 Jermaine Dye, R (1, 9) OBP: 0.340, SLG: 0.533		C CH 74 B CH 73 X CH 75 1-1 HR	B CU 70 X FF 88 1-0 ② F9		C FF 90 X FF 90 0-1 ③ G6-3		F SI 93 B SL 84 X SL 84 1-1 ③ L7			4	1	1	1	0	0	4
Nick Swisher, S (1, 3) OBP: 0.352, SLG: 0.393		C SL 82 B FF 84 X SL 80 1-1 ① F9	B CU 70 B SL 84 C SL 82 C CU 70 F FF 89 B CU 71 B SL 82 4-2 1-2 BB			B CU 69 C SL 83 X SL 84 1-1 2B		B SI 92 B SI 93 C SI 93 X SI 93 2-1 24 G5-4-3 1B		3	0	2	0	1	0	0
24 Joe Crede, R (1, 5) OBP: 0.348, SLG: 0.528		C FF 86 S CU 68 F CU 69 F FF 87 B CU 70 B SL 84 F FF 86 F CU 71 S FF 87 2-3 ② K	S FF 88 B CU 71 X FF 88 1-1 ③ P6			F FF 88 B FF 89 F FF 89 F CH 80 B FF 90 T CH 79 2-2 ① K		1 SAFE B SI 92 X SI 93 1-0 ①② G5-4-3 1-2f		4	0	0	0	0	2	4
10 Alexei Ramirez, R (1, 4) OBP: 0.321, SLG: 0.427		X FF 87 0-0 2B		F SL 82 B FF 86 S CH 74 S CH 76 1-3 ① K		C FF 89 F CH 79 X CH 79 0-2 ② P2		B SL 85 S SL 84 B SL 86 X SI 94 2-1 ③ G4-3		4	0	1	0	0	1	1
32 Brian Anderson, R (1, 8) OBP: 0.279, SLG: 0.400		C SL 82 S SL 82 F CU 71 B FF 90 F CU 72 S FF 89 1-3 ③ K		C CU 69 X FF 87 0-1 ② G6-3		C SL 85 F FF 91 D CU 75 B FF 91 F FF 91 S SL 87 2-3 ③ K			S FF 96 X FF 96 0-1 2B	4	0	1	0	0	2	2
50 John Danks, L (1, 1) Juan Uribe, R (7, PH) OBP: 0.264, SLG: 0.331 26 Octavio Dotel, R (7, 1) 37 Matt Thornton, L (8, 1) 25 Jim Thome, L (9, PH) OBP: 0.351, SLG: 0.465 71 Scott Linebrink, R (9, 1)			C FF 84 F FF 86 B SL 83 C SL 80 1-3 ① K	F FF 86 X FF 88 0-1 ③ F7			X CH 77 0-0 20 BB 1B		X FF 96 0-0 ① P6	2 1 0 0 1 0	0 0 0 0 0 0	0 1 0 0 0 0	0 0 0 0 0 0	0 0 0 0 0 0	1 0 0 0 0 0	0 0 0 0 1 0
Inning Stats	R: 0 E: 0 K: 0 S: 8 H: 0 LOB: 0 BB: 0 P: 11	R: 1 E: 0 K: 2 S: 17 H: 2 LOB: 1 BB: 0 P: 22	R: 2 E: 0 K: 1 S: 15 H: 2 LOB: 2 BB: 2 P: 27	R: 0 E: 0 K: 1 S: 7 H: 0 LOB: 0 BB: 0 P: 8	R: 0 E: 0 K: 1 S: 8 H: 1 LOB: 1 BB: 0 P: 9	R: 0 E: 0 K: 2 S: 13 H: 1 LOB: 1 BB: 0 P: 18	R: 0 E: 0 K: 1 S: 8 H: 1 LOB: 2 BB: 1 P: 14	R: 0 E: 0 K: 0 S: 5 H: 1 LOB: 0 BB: 0 P: 10	R: 0 E: 0 K: 1 S: 9 H: 1 LOB: 1 BB: 0 P: 14	1B: 3 2B: 4 3B: 0 HR: 2 SF: 0 SAC: 0 DP: 1 HBP: 0						

TOP	
AB	35
R	3
H	9
RBI	3
BB	3
SO	9
LOB	16

WP: 0 PB: 0 SB: 0 CS: 0 PA: 38

PITCHER		IP	WLS	BF	H	R	ER	SO	BB	IBB	HBP	BLK	WP	HR	S	P	ERA	WHIP
30 Ted Lilly, L ERA: 4.71	(1, 1)	6.2		30	7	3	3	8	3	0	0	0	0	2	74	106	4.05	1.500
Bob Howry, R ERA: 4.79	(7, 1)	1.1		4	1	0	0	0	0	0	0	0	0	0	7	13	0.00	0.750
34 Kerry Wood, R ERA: 2.58	(9, 1)	1.0	W	4	1	0	0	1	0	0	0	0	0	0	9	14	0.00	1.000

PITCHER	IP	WLS	BF	H	R	ER	SO	BB	IBB	HBP	BLK	WP	HR	S	P	ERA	WHIP

Batter	1	2	3	4	5	6	7	8	9	AB	R	H	RBI	BB	SO	LOB
1 Kosuke Fukudome, L (1, 8) OBP: 0.405, SLG: 0.431	F FC 90 C FF 92 B FC 88 X FC 86 1-2 2 1B 25 G6-4-3 1B		S FF 92 C CU 76 S FC 87 0-3 ② K			B FF 91 F FF 92 C FC 87 F FC 86 B FC 86 X FC 87 2-2 2 G5-4-3 1B		B FF 95 C FF 95 C FF 94 B FF 96 F FF 96 S FF 97 2-3 ② K		4	1	2	0	0	2	0
2 Ryan Theriot, R (1, 6) OBP: 0.387, SLG: 0.370	X FF 91 0-0 25 G6-4-3 1-3 1B		F SI 92 F CH 84 B CH 84 X FC 89 1-2 ③ G5-3			B CH 81 1 SAFE C CH 82 1 SAFE X FC 88 1-1 ②③ G5-4-3 1-2f		B FF 96 B FF 95 X FF 96 2-0 1B		4	0	2	0	0	0	1
25 Derrek Lee, R (1, 3) OBP: 0.350, SLG: 0.510	F FF 92 S FC 89 B CH 84 1 SAFE B FF 95 B FC 90 X CH 85 3-2 ①② G6-4-3 1-2f 3-H			B CH 81 B FC 88 B FF 92 C FF 92 X FF 94 3-1 ① F9			X FF 92 0-0 HR	B FF 95 B FF 95 F FF 96 1 SAFE X FF 96 2-1 ③ F8		4	1	1	1	0	0	2
16 Aramis Ramirez, R (1, 5) OBP: 0.401, SLG: 0.506	C CU 76 F FF 94 B SI 94 B CH 85 B CH 82 S CH 83 3-3 ③ K			C FC 87 B FC 88 B CH 84 X FF 94 2-1 ② G6-3			B FF 93 C FF 92 F FF 92 B FF 94 X SL 80 2-2 HR		B FF 94 X SI 93 1-0 HR	4	2	2	2	0	1	0
18 Geovany Soto, R (1, 2) OBP: 0.365, SLG: 0.523		X FC 84 0-0 G4-6-3 1B		B CU 76 F FF 94 B CH 83 S CH 82 F CH 84 F CH 84 C CU 76 2-3 ③ K			C FF 94 F FF 94 F FF 94 S CU 79 0-3 ① K			3	0	1	0	0	2	0
Mark DeRosa, R (1, 9) OBP: 0.378, SLG: 0.445		F FF 92 C FC 86 X FF 93 0-2 ①② G4-6-3 1-2f			C CU 75 S FC 86 F CH 84 B CH 84 F FC 87 F FF 93 B CH 84 F CH 82 S CH 84 2-3 ① K		C SL 81 B FF 94 S FF 93 F CU 78 B FF 93 X FF 92 2-2 ② L9			3	0	0	0	0	1	1
Matt Murton, R (1, 7) OBP: 0.304, SLG: 0.273		C CH 83 B FF 94 B CU 75 S CH 83 F CH 83 X FF 94 2-2 1B			B FF 93 X FF 93 1-0 ② G5-3		B FF 93 C FF 94 F FF 92 X CU 77 1-2 1B			3	0	2	0	0	0	0
Ronny Cedeno, R (1, 4) OBP: 0.347, SLG: 0.367		X CU 76 0-0 ③ L7			C CU 76 B FC 88 B CH 83 B FF 92 C FF 92 X FF 94 3-2 ③ G3-1		F FF 92 F FF 92 S FF 93 0-3 ③ K			3	0	0	0	0	1	2
30 Ted Lilly, L (1, 1) OBP: 0.250, SLG: 0.261 Bob Howry, L (7, 1) 6 Micah Hoffpauir, L (8, PH) OBP: 0.432, SLG: 0.571 Henry Blanco, R (8, PH) OBP: 0.328, SLG: 0.345 34 Kerry Wood, R (9, 1)			B FF 87 B FF 89 C FF 88 S FF 89 F FF 92 S FC 89 2-3 ① K			B FF 86 X FF 87 1-0 ① F9		X FF 95 0-0 ① L7		2 0 0 1 0	0 0 0 0 0	0 0 0 0 0	0 0 0 0 0	0 0 0 0 0	1 0 0 0 0	0 0 0 0 0
Inning Stats	R: 1 E: 0 K: 1 S: 10 H: 2 LOB: 0 BB: 0 P: 17	R: 0 E: 0 K: 0 S: 9 H: 2 LOB: 1 BB: 0 P: 11	R: 0 E: 0 K: 2 S: 10 H: 0 LOB: 0 BB: 0 P: 13	R: 0 E: 0 K: 1 S: 9 H: 0 LOB: 0 BB: 0 P: 16	R: 0 E: 0 K: 1 S: 11 H: 0 LOB: 0 BB: 0 P: 17	R: 0 E: 0 K: 0 S: 7 H: 1 LOB: 0 BB: 0 P: 11	R: 2 E: 0 K: 2 S: 18 H: 3 LOB: 1 BB: 0 P: 23	R: 0 E: 0 K: 1 S: 8 H: 1 LOB: 1 BB: 0 P: 14	R: 1 E: 0 K: 0 S: 1 H: 1 LOB: 0 BB: 0 P: 2	1B: 7 2B: 0 3B: 0 HR: 3	SF: 0 SAC: 0 DP: 3 HBP: 0			WP: 0 PB: 0 SB: 0 CS: 0	PA: 31		

PITCHER		IP	WLS	BF	H	R	ER	SO	BB	IBB	HBP	BLK	WP	HR	S	P	ERA	WHIP
50 John Danks, L ERA: 2.8	(1, 1)	6.0		20	5	1	1	5	0	0	0	0	0	0	56	85	1.50	0.833
26 Octavio Dotel, R ERA: 3.15	(7, 1)	1.0	B	6	3	2	2	2	0	0	0	0	0	2	18	23	18.00	3.000
37 Matt Thornton, L ERA: 2.57	(8, 1)	1.0		4	1	0	0	1	0	0	0	0	0	0	8	14	0.00	1.000
71 Scott Linebrink, R ERA: 1.55	(9, 1)	0.0	L	1	1	1	1	0	0	0	0	0	0	1	1	2	∞	∞

PITCHER	IP	WLS	BF	H	R	ER	SO	BB	IBB	HBP	BLK	WP	HR	S	P	ERA	WHIP

BOTTOM

Chicago White Sox @ Chicago Cubs

Wrigley Field, Chicago, IL

Fri Jun 20 2008, 1:20 PM CDT

Att. 41,106 - Partly Cloudy - 72 F

livebaseballscorecards.com

AB	31
R	4
H	10
RBI	3
BB	0
SO	8
LOB	6

Batter	1	2	3	4	5	6	7	8	9	AB	R	H	RBI	BB	SO	LOB
Orlando Cabrera, R (1, 6) OBP: 0.321, SLG: 0.371	S SL 82 B SI 91 C SI 90 F SI 90 X SL 88 1-2 F9 ①		X SI 87 0-0 G6-3 ①		B SL 87 X SI 90 1-0 G4-3 ① 2-3		X SL 85 0-0 G6-3 ② 2-3		B SL 84 F FF 93 B FF 93 F FF 92 X FF 91 2-2 20 1B 23 1B 1B	5	1	1	0	0	0	2
12 A.J. Pierzynski, L (1, 2) OBP: 0.342, SLG: 0.442	X SI 90 0-0 P5 ②		C CH 83 F SI 88 B SI 91 X SI 91 1-2 L6 ②		X SI 90 0-0 20 1B 3-H 1B		B SI 91 F SI 88 D CH 86 F SI 91 F SL 86 X SI 87 2-2 L8 ③		F FF 92 S SL 84 B SI 90 F FF 92 F SL 83 S FF 91 1-3 K ②	5	0	1	1	0	1	2
20 Carlos Quentin, R (1, 7) OBP: 0.394, SLG: 0.537	B SI 89 C SI 92 B CH 83 B SI 90 C SI 92 F SI 92 X SI 88 3-2 23 HR 1B		C SI 91 X SL 81 0-1 G6-3 ③		C SI 91 X SI 92 0-1 23 G1-4-3 1-2 1B			B SL 84 B SL 81 C FF 92 F SL 82 B FF 94 B SL 77 4-2 31 BB 24 BB 10 WP BB	F SI 93 F SI 92 B SI 92 X SI 93 1-2 23 1B 1-3 1B	4	2	3	0	1	0	0
23 Jermaine Dye, R (1, 9) OBP: 0.341, SLG: 0.541	C SI 90 X SI 91 0-1 1-H HR			C SL 77 B SI 90 X SL 86 1-1 G6-3 ① X SL 87 0-0 G1-4-3 ②③ 1-2f				C SL 82 B FF 94 X SL 81 1-1 P4 ①	C SL 83 X SI 92 0-1 DI 1-3 3-H 1B	5	1	2	3	0	0	3
Nick Swisher, S (1, 3) OBP: 0.349, SLG: 0.389	B SI 90 C SI 90 X SL 87 1-1 F7 ③			C SI 89 B SI 88 S SL 87 X SL 87 1-2 31 HR 1B		C SI 90 B SL 79 B SL 78 F SI 91 S SL 84 2-3 K ①		B FF 94 C FF 92 B SL 81 C SL 78 S SL 80 2-3 K ②	F FF 95 C CU 80 B CU 80 S FF 95 1-3 K ③ 1-2	5	1	1	0	0	3	3
24 Joe Crede, R (1, 5) OBP: 0.347, SLG: 0.521		B SI 88 F SI 89 S SL 86 B SI 89 F SI 90 S SL 87 2-3 K ①		C SI 91 X SI 91 0-1 F8 ②		C X SI 89 0-1 P6 ②		C SL 83 B FF 94 B FF 93 C SL 81 F SL 82 B FF 92 B SL 81 4-2 10 WP 31 BB 1-2 BB		3	0	0	0	1	1	1
31 Dewayne Wise, L (1, 8) OBP: 0.313, SLG: 0.429		B SI 90 F SI 88 S CH 81 B CH 84 B CH 84 F SI 89 B SI 89 4-2 BB		B SI 91 X SI 90 1-0 1-H HR		C SI 90 X CH 82 0-1 L3 ③		B SL 80 B FF 94 B FF 93 B FF 92 4-0 10 WP 1-2 2-3 BB		2	1	1	2	2	0	0
10 Alexei Ramirez, R (1, 4) OBP: 0.320, SLG: 0.429		B SI 88 C SI 92 X SL 87 1-1 P4 ②		C SI 90 F SI 88 F CH 85 X SI 90 0-2 G6-3 ③			B SL 86 B SI 90 C SI 90 X SL 87 2-1 G6-3 2B	B SL 81 C FF 94 B FF 93 C SL 80 B SL 78 X SL 80 3-2 G5-3 ③ 1-2 2-3 3-H		4	0	1	0	0	0	3
52 Jose Contreras, R (1, 1) 57 Boone Logan, R (4, 1) Juan Uribe, R (5, PH) OBP: 0.270, SLG: 0.344 Nick Masset, R (5, 1) 32 Brian Anderson, R (7, PH) OBP: 0.277, SLG: 0.398 61 Adam Russell, R (7, 1) 25 Jim Thome, L (9, PH) OBP: 0.349, SLG: 0.463		F SI 90 F SI 90 S CH 84 0-3 K ③			B SI 91 B SI 91 C SI 89 X SI 91 2-1 G4-3 12 1B 2B		B SL 83 F SI 90 F SL 84 S SL 85 1-3 K ①		B SI 92 B FF 93 C FF 94 F FF 94 F SI 94 X SL 82 2-2 G4-3 ①	1 0 1 0 1 0 1	0 0 1 0 0 0 0	0 0 1 0 0 0 0	0 0 0 0 0 0 0	0 0 0 0 1 0 0	1 0 0 0 0 0 0	1 0 0 0 1 0 0
Inning Stats	R: 2 E: 0 K: 0 S: 13 H: 2 LOB: 0 BB: 0 P: 18	R: 0 E: 0 K: 2 S: 12 H: 0 LOB: 1 BB: 1 P: 19	R: 0 E: 0 K: 0 S: 6 H: 0 LOB: 0 BB: 0 P: 7	R: 2 E: 0 K: 0 S: 12 H: 2 LOB: 0 BB: 0 P: 15	R: 1 E: 0 K: 0 S: 7 H: 3 LOB: 1 BB: 0 P: 10	R: 0 E: 0 K: 1 S: 7 H: 0 LOB: 0 BB: 0 P: 9	R: 0 E: 0 K: 1 S: 10 H: 1 LOB: 1 BB: 0 P: 15	R: 1 E: 0 K: 1 S: 13 H: 0 LOB: 2 BB: 3 P: 31	R: 1 E: 0 K: 2 S: 20 H: 3 LOB: 2 BB: 0 P: 27	1B: 7 2B: 2 3B: 0 HR: 2	SF: 0 SAC: 0 DP: 1 HBP: 0		WP: 1 PB: 0 SB: 0 CS: 0	PA: 41			

Chicago White Sox @ Chicago Cubs

Wrigley Field, Chicago, IL

Sat Jun 21 2008, 12:05 PM CDT

Att. 41,021 - Sunny - 70 F

TOP

livebaseballscorecards.com

AB	37
R	7
H	11
RBI	6
BB	4
SO	7
LOB	16

PITCHER		IP	WLS	BF	H	R	ER	SO	BB	IBB	HBP	BLK	WP	HR	S	P	ERA	WHIP
Jason Marquis, R ERA: 4.43	(1, 1)	7.0	W	29	8	5	5	4	1	0	0	0	0	2	67	93	6.43	1.286
49 Carlos Marmol, R ERA: 3.07	(8, 1)	1.0		6	0	1	1	1	3	0	0	0	1	0	13	31	9.00	3.000
Bob Howry, R ERA: 4.95	(9, 1)	0.2		5	3	1	1	1	0	0	0	0	0	0	17	23	13.50	4.500
34 Kerry Wood, R ERA: 2.56	(9, 1)	0.1	S	1	0	0	0	1	0	0	0	0	0	0	3	4	0.00	0.000

PITCHER	IP	WLS	BF	H	R	ER	SO	BB	IBB	HBP	BLK	WP	HR	S	P	ERA	WHIP

BOTTOM

Chicago White Sox @ Chicago Cubs

Wrigley Field, Chicago, IL

Sat Jun 21 2008, 12:05 PM CDT

Att. 41,021 - Sunny - 70 F

livebaseballscorecards.com

Batter	1	2	3	4	5	6	7	8	9	AB	R	H	RBI	BB	SO	LOB
1 Kosuke Fukudome, L (1, 9) OBP: 0.405, SLG: 0.435	G4-3		L8	4 1B 25 1B 1B	P6		2B			5	1	2	1	0	0	0
4 Eric Patterson, L (1, 7) OBP: 0.263, SLG: 0.316	16 1B 2B		16 S 1B	25 1B 16 HR 1B		F9	P6			5	2	3	1	0	0	1
25 Derrek Lee, R (1, 3) OBP: 0.354, SLG: 0.510	16 1B BB		F8	16 HR 1B		BB 1B 1B		K		4	2	2	1	1	1	1
16 Aramis Ramirez, R (1, 5) OBP: 0.401, SLG: 0.515	G1-3 1B		G4-3	HR		K		F9		5	1	2	4	0	1	2
Jim Edmonds, L (1, 8) OBP: 0.306, SLG: 0.390	G1-3			HR		1B BB		F7		4	2	2	2	1	0	2
17 Mike Fontenot, L (1, 4) OBP: 0.336, SLG: 0.414	F8			HR		1B 1B				2	1	1	1	0	0	2
Mark DeRosa, R (4, PH) (5, 4) OBP: 0.379, SLG: 0.445				F8						2	0	1	1	0	0	0
18 Geovany Soto, R (1, 2) OBP: 0.359, SLG: 0.514		G5-3		G6-3 K		G4-3				4	0	0	0	0	1	2
2 Ryan Theriot, R (1, 6) OBP: 0.385, SLG: 0.366		G6-3		1 1B 1B BB	G4-3		G1-3			3	1	0	0	1	0	0
Jason Marquis, L (1, 1) OBP: 0.258, SLG: 0.276		K		1 1B 4 1B 1B	F8		1B			4	1	2	0	0	1	0
49 Carlos Marmol, R (8, 1)										0	0	0	0	0	0	0
Bob Howry, L (9, 1)										0	0	0	0	0	0	0
34 Kerry Wood, R (9, 1)										0	0	0	0	0	0	0
Inning Stats	R: 1 H: 2 E: 0 LOB: 2 K: 0 BB: 1 S: 12 P: 23		R: 0 H: 0 E: 0 LOB: 0 K: 1 BB: 0 S: 7 P: 8	R: 0 H: 1 E: 0 LOB: 1 K: 0 BB: 0 S: 9 P: 15	R: 9 H: 8 E: 0 LOB: 0 K: 1 BB: 1 S: 23 P: 34	R: 0 H: 0 E: 0 LOB: 0 K: 0 BB: 0 S: 6 P: 10	R: 1 H: 2 E: 0 LOB: 2 K: 1 BB: 1 S: 9 P: 19	R: 0 H: 2 E: 0 LOB: 1 K: 0 BB: 0 S: 12 P: 18	R: 0 H: 0 E: 0 LOB: 0 K: 1 BB: 0 S: 8 P: 12		1B: 9 SF: 0 2B: 2 SAC: 0 3B: 0 DP: 0 HR: 4 HBP: 0				WP: 0 PA: 41 PB: 0 SB: 1 CS: 0		

| | | | | | | | | | |

Batter	1	2	3	4	5	6	7	8	9	AB	R	H	RBI	BB	SO	LOB
Orlando Cabrera, R (1, 6) OBP: 0.324, SLG: 0.373	C SI 92 B SI 91 X SL 85 1-1 20 1B 1B		C SL 84 X SI 92 0-1 12 FC4-6 1B			C SI 88 S SL 84 B SL 85 X FS 82 1-2 ① F7		C SL 85 B SL 84 B SI 90 X SL 85 2-1 ① G6-3		4	0	2	0	0	0	1
12 A.J. Pierzynski, L (1, 2) OBP: 0.337, SLG: 0.435	L SI 91 1 SAFE B SI 90 F SI 91 F FF 91 S FS 83 1-3 ① K		1 SAFE X SL 85 0-0 ② FC4-6 1-2f			F SI 91 F SL 84 B SI 92 F FS 83 F SL 84 B FS 83 F SI 91 X FS 83 2-2 ② G4-3		X 0-0 ② P5		4	0	0	0	0	1	3
20 Carlos Quentin, R (1, 7) OBP: 0.392, SLG: 0.533	S SL 84 X SI 91 0-1 23 G4-6-3 1-2 1B		D SL 85 S SL 84 C FS 83 B FS 82 X SI 92 2-2 ③ G1-3			X SI 90 0-0 ③ F9		C SL 85 C SL 84 B SI 91 D FS 84 F SL 84 S SL 85 2-3 ③ K		4	0	1	0	0	1	2
23 Jermaine Dye, R (1, 9) OBP: 0.344, SLG: 0.544	B SL 86 C SL 86 X SI 92 1-1 ② ③ G4-6-3 1-2f			B SL 84 C SI 91 B SI 91 B SL 84 X FF 92 3-1 ① G5-3			C SL 83 F SL 85 X SL 84 0-2 G4-3 24 1B 2B		C SI 92 X SI 91 0-1 1B 1B	4	1	2	0	0	0	2
Nick Swisher, S (1, 3) OBP: 0.351, SLG: 0.388		B SI 90 C SI 90 B SI 91 B FS 81 B SI 92 4-1 24 G5-4-3 BB		C FF 90 C SL 85 B FF 92 F SL 85 C SI 91 1-3 ② K			B SI 92 C SI 92 F FS 82 B FS 82 X SL 84 2-2 ① G4-3 2-3		F SI 90 F SL 84 B SI 90 D FS 83 X FS 82 2-2 10 FC5-4 1-2 1B	3	0	1	0	1	1	1
24 Joe Crede, R (1, 5) OBP: 0.346, SLG: 0.517		C SI 91 X FS 82 0-1 ① ② G5-4-3 1-2f		S SL 84 X SL 84 0-1 ③ G5-3			X SI 90 0-0 3-H 1B		C SL 81 F SI 92 B SI 91 X SL 84 1-2 ① F4	4	0	1	1	0	0	3
31 Dewayne Wise, L (1, 8) OBP: 0.350, SLG: 0.444		C FF 91 B FS 82 X FF 91 1-1 10 S 1B			X SI 90 0-0 10 G6-4-3 1B		X SI 90 0-0 ② L8		C SL 82 B SI 91 F SI 92 F SL 83 S SI 91 1-3 ② K	4	0	2	0	0	1	3
10 Alexei Ramirez, R (1, 4) OBP: 0.312, SLG: 0.418		S SL 85 D SL 84 B SL 83 C SL 85 X SL 85 2-2 ③ G4-3 1-2			X SI 89 0-0 ① ② G6-4-3 1-2f		C SL 85 X FS 82 0-1 ③ F7		X SL 82 0-0 ③ FC5-4 1-2f	4	0	0	0	0	0	5
Javier Vazquez, R (1, 1) 26 Octavio Dotel, R (7, 1) 25 Jim Thome, L (8, PH) OBP: 0.352, SLG: 0.469 45 Bobby Jenks, R (8, 1)			C FF 90 F SI 91 S SL 84 0-3 ① K		B SI 91 B FF 90 C FF 90 X FF 92 2-1 ③ P3			C SI 89 F FF 90 X FS 82 0-2 2B		2 0 1 0	0 0 0 0	0 0 1 0	0 0 0 0	1 0 0 0	0 0 0 0	0 0 0 0
Inning Stats	R: 0 E: 0 K: 1 S: 10 H: 2 LOB: 1 BB: 0 P: 13	R: 0 E: 0 K: 0 S: 8 H: 1 LOB: 1 BB: 1 P: 15	R: 0 E: 0 K: 1 S: 9 H: 1 LOB: 1 BB: 0 P: 11	R: 0 E: 0 K: 1 S: 8 H: 0 LOB: 0 BB: 0 P: 12	R: 0 E: 0 K: 0 S: 4 H: 1 LOB: 0 BB: 0 P: 6	R: 0 E: 0 K: 0 S: 10 H: 0 LOB: 0 BB: 0 P: 13	R: 1 E: 0 K: 0 S: 10 H: 2 LOB: 1 BB: 0 P: 12	R: 0 E: 0 K: 1 S: 10 H: 1 LOB: 1 BB: 0 P: 14	R: 0 E: 0 K: 1 S: 13 H: 2 LOB: 2 BB: 0 P: 17	1B: 8 2B: 2 3B: 0 HR: 0 SF: 0 SAC: 0 DP: 3 HBP: 0						

PITCHER		IP	WLS	BF	H	R	ER	SO	BB	IBB	HBP	BLK	WP	HR	S	P	ERA	WHIP
46 Ryan Dempster, R ERA: 2.63	(1, 1)	8.0	W	32	10	1	1	4	1	0	0	0	0	0	74	103	1.12	1.375
Bob Howry, R ERA: 4.82	(9, 1)	1.0		3	0	0	0	1	0	0	0	0	0	0	8	10	0.00	0.000

PITCHER	IP	WLS	BF	H	R	ER	SO	BB	IBB	HBP	BLK	WP	HR	S	P	ERA	WHIP

TOP

Chicago White Sox @ Chicago Cubs

Wrigley Field, Chicago, IL

Sun Jun 22 2008, 7:05 PM CDT

Att. 41,034 - Partly Cloudy - 65 F

livebaseballscorecards.com

AB	34
R	1
H	10
RBI	1
BB	1
SO	5
LOB	20

WP: 0 PB: 0 SB: 1 CS: 0 PA: 35

BOTTOM

Chicago White Sox @ Chicago Cubs

Wrigley Field, Chicago, IL

Sun Jun 22 2008, 7:05 PM CDT

Att. 41,034 - Partly Cloudy - 65 F

livebaseballscorecards.com

Batter	1	2	3	4	5	6	7	8	9	AB	R	H	RBI	BB	SO	LOB
1 Kosuke Fukudome, L (1, 9) OBP: 0.404, SLG: 0.430	B FF 90 B FF 91 B FF 89 B FF 88 4-0 4 S 25 1B BB	B SL 84 B FF 92 C SI 90 B SL 86 C SI 90 C SI 91 3-3 ③ K			B FF 91 T FF 91 C FF 93 H FF 92 2-2 4 HR HBP	S CH 80 S FF 92 B CH 78 B CH 82 B FF 92 F FF 91 F FF 91 X FF 91 3-2 ③ F7		F FF 94 F FF 93 B CU 83 F CU 82 F FF 94 F CH 81 S CU 82 1-3 ② K		3	2	0	0	1	2	1
4 Eric Patterson, L (1, 7) OBP: 0.375, SLG: 0.500	B FF 89 B SL 83 B FF 90 B SI 88 4-0 25 1B 1-2 25 E BB		B SL 71 B SI 88 B B SI 88 4-0 16 CS BB		1 SAFE F FF 90 1 SAFE X CH 80 0-1 1-H HR		C FF 93 X FF 93 0-1 ① G4-3	X FF 95 0-0 25 2B 1B		3	3	2	2	2	0	0
25 Derrek Lee, R (1, 3) OBP: 0.358, SLG: 0.513	C SL 85 B FF 93 S SL 85 X FF 91 1-2 E6 S 1-H 2-H 1B		1 SAFE X SL 84 0-0 ① F7		C FF 90 F SL 84 S SL 84 0-3 ① K		B FF 94 F FF 93 S FF 93 B FF 92 F FF 93 B SL 83 F FF 92 F FF 92 B FF 92 4-2 16 2B BB	B FF 94 B FF 93 X FF 94 2-0 16 PB 1-H 2B		4	1	2	2	1	1	1
16 Aramis Ramirez, R (1, 5) OBP: 0.404, SLG: 0.530	B FF 88 F SI 93 1 SAFE B FF 92 C FF 92 X FF 94 2-2 ① F9		1 SAFE 1 SAFE C CU 74 B FF 92 1 SAFE S SL 84 B FF 93 1 SAFE 1 SAFE 4-2 ② B FF 93 F CU 71 B FF 92 1-2 BB		X SL 76 0-0 HR		B FF 93 F FF 93 B FF 93 1 SAFE B FF 94 F FF 92 F FF 92 X FF 93 3-2 E 1-H 2B	F FF 95 B FF 94 C SL 88 S CU 82 1-3 ③ K 2-3		4	1	2	2	1	1	2
Jim Edmonds, L (1, 8) OBP: 0.305, SLG: 0.383	1 SAFE B SI 92 F CU 73 B SI 93 S FF 93 F SI 94 X SI 93 2-2 ② P2 1-2		B SL 82 F FF 91 X SI 92 1-1 ③ P6		C CH 79 B SL 81 C CU 68 B SL 81 F FF 91 S FF 91 2-3 ② K		I I I I 4-0 E IBB			3	0	0	0	1	1	2
18 Geovany Soto, R (1, 2) OBP: 0.358, SLG: 0.508	S SL 86 F SL 85 B FF 94 B FF 94 F FF 94 B CU 74 X SI 94 3-2 ③ G6-3			B SL 82 C SL 80 B FF 91 X FF 89 2-1 ① G5-3	B CH 78 B SL 80 S SL 82 B FF 92 B SI 89 4-1 BB		B FF 94 B FF 92 F FF 93 S FF 92 B FF 94 X FF 92 3-2 ② F9			3	0	0	0	1	0	3
Mark DeRosa, R (1, 4) OBP: 0.373, SLG: 0.438		C SL 75 B SL 83 X SL 82 1-1 ① G5-3		C FF 91 S FF 92 X SI 92 0-2 ② F9	F SL 84 C FF 92 B SL 86 X CU 68 1-2 ③ G1-3		B SL 82 S FF 93 B FF 93 F FF 93 B FF 92 X FF 92 3-2 E5 1-2 2-3			4	0	0	0	0	0	3
2 Ryan Theriot, R (1, 6) OBP: 0.387, SLG: 0.368		C SI 90 F SI 91 B SL 86 F FF 93 X CU 78 1-2 46 SH2-3 1B		X FF 91 0-0 1B		C SL 78 B SL 83 F SL 79 X CU 72 1-2 ① F9	C FF 93 B FF 92 B FF 91 F FF 92 F FF 93 F FF 93 F SL 82 F SL 81 S FF 93 2-3 ③ K			4	0	2	0	0	1	3
46 Ryan Dempster, R (1, 1) OBP: 0.200, SLG: 0.241 Bob Howry, L (9, 1)		X SL 79 0-0 ② SH2-3 1-2		X SI 89 0-0 ③ G5-3		C SI 88 S SL 82 S SL 82 0-3 ② K		B FF 94 C FF 95 B FF 95 F FF 93 X SL 88 2-2 ① G6-3		3 0	0 0	0 0	0 0	0 0	1 0	1 0
Inning Stats	R: 2 E: 1 K: 0 S: 14 H: 1 LOB: 1 BB: 2 P: 30	R: 0 E: 0 K: 1 S: 10 H: 1 LOB: 1 BB: 0 P: 15	R: 0 E: 0 K: 0 S: 6 H: 0 LOB: 1 BB: 2 P: 15	R: 0 E: 0 K: 0 S: 7 H: 1 LOB: 1 BB: 0 P: 9	R: 3 E: 0 K: 2 S: 16 H: 2 LOB: 1 BB: 1 P: 25	R: 0 E: 0 K: 1 S: 11 H: 0 LOB: 0 BB: 0 P: 15	R: 1 E: 1 K: 1 S: 24 H: 1 LOB: 3 BB: 2 P: 43	R: 1 E: 0 K: 2 S: 14 H: 2 LOB: 1 BB: 0 P: 20		1B: 4 2B: 2 3B: 0 HR: 2	SF: 0 SAC: 1 DP: 0 HBP: 1		WP: 0 PB: 1 SB: 2 CS: 1	PA: 40		

	AB	31
	R	7
	H	8
	RBI	6
	BB	7
	SO	7
	LOB	16

PITCHER		IP	WLS	BF	H	R	ER	SO	BB	IBB	HBP	BLK	WP	HR	S	P	ERA	WHIP
Javier Vazquez, R ERA: 4.24	(1, 1)	6.0	L	28	5	5	4	4	5	0	1	0	0	2	64	109	6.00	1.667
26 Octavio Dotel, R ERA: 3.31	(7, 1)	1.0		7	1	1	1	1	1	1	0	0	0	0	24	43	9.00	2.000
45 Bobby Jenks, R ERA: 2.15	(8, 1)	1.0		5	2	1	1	2	0	0	0	0	0	0	14	20	9.00	2.000

PITCHER	IP	WLS	BF	H	R	ER	SO	BB	IBB	HBP	BLK	WP	HR	S	P	ERA	WHIP

Batter	1	2	3	4	5	6	7	8	9	AB	R	H	RBI	BB	SO	LOB
1 Brian Roberts, S (1, 4) OBP: 0.377, SLG: 0.479	B FF 88 C FF 89 B SI 89 F FF 88 S SL 87 2-3 ① **K**		B CH 86 B FF 87 B FF 87 C SL 86 F SL 84 X SL 84 3-2 **1B**		F CH 85 B CU 70 B CH 86 X CH 86 2-1 21 2B **1B**	B SL 89 C FF 93 D SL 87 X SL 87 2-1 21 1B 2-H **3B**		C CH 84 F CH 84 F FF 87 X CH 85 0-2 ③ **P4**		5	2	3	1	0	1	0
21 Nick Markakis, L (1, 9) OBP: 0.389, SLG: 0.477	F FF 89 X SL 87 0-1 ② **F7**		X SL 85 0-0 ③ **G6-3**		1 SAFE 1 SAFE P PO 82 1 SAFE B SL 87 X SL 86 2-0 6 F9 1-H **2B**	B SL 85 D FF 90 C FF 91 X SL 84 2-1 3-H **1B**			C SL 81 B FF 94 X FF 93 1-1 ① **L8**	5	1	2	2	0	0	1
6 Melvin Mora, R (1, 5) OBP: 0.296, SLG: 0.404	B FF 89 C FF 87 C SL 88 F FF 90 B CU 74 X SL 88 2-2 ③ **P3**			C SL 83 X SL 86 0-1 ① **P3**	X FF 88 0-0 ② **F9** 2-3	C FF 93 S SL 88 B FF 92 X SL 86 1-2 ③ **P4**			B SL 82 B SL 82 H FF 94 3-0 CS **HBP**	4	0	0	0	0	0	2
Kevin Millar, R (1, 3) OBP: 0.341, SLG: 0.410		B FF 87 C CH 86 B CH 84 F SL 86 F SI 88 B FF 88 C SL 86 3-3 ① **K**		C CH 86 B CU 72 F SI 87 F FF 87 F SL 82 B CU 74 F FF 87 B SL 81 B SL 85 4-2 1B 30 3B **BB**	D CU 71 F SL 84 F CH 84 X SL 81 1-2 3-H **1B**		B SI 89 S SL 84 B SL 83 C SI 89 F FF 90 X SL 84 2-2 ① **P3**		B SL 81 C SL 79 1 SAFE C SL 81 1 SAFE B FF 92 X SL 81 2-2 ② ③ **F9** 1-2	4	1	1	1	1	1	1
Ramon Hernandez, R (1, 2) OBP: 0.284, SLG: 0.372		B CH 86 C FF 88 C SL 86 B FF 90 X SL 87 2-2 **1B**		1 SAFE X FF 88 0-0 30 3B 1-2 **1B**	C SL 86 F SL 86 F FF 93 X SL 87 0-2 ③ **P3**		C FF 90 B SL 83 S SL 84 B SL 84 X FF 89 2-2 ② **G4-3**			4	1	2	0	0	0	1
30 Luke Scott, L (1, 7) OBP: 0.356, SLG: 0.509 Chad Bradford, R (8, 1) 52 George Sherrill, L (8, 1)		C SL 86 B SI 89 F SL 85 C CU 74 1-3 ② **K**		X SL 84 0-0 1-H 2-H **3B**		B FF 93 B SL 87 X FF 93 2-0 **E7** 13 2B	B SI 86 X SI 88 1-0 **1B**			4 0 0	1 0 0	2 0 0	2 0 0	0 0 0	1 0 0	1 0 0
10 Adam Jones, R (1, 8) OBP: 0.304, SLG: 0.379		C SL 86 C CU 72 B FF 88 F CU 73 X SL 85 1-2 ③ **F8**		F SL 87 B SL 84 S SL 85 B CU 71 S FF 88 2-3 ② **K**		S SL 88 S SL 88 D FF 89 B FF 92 X SL 89 2-2 ① **G5-3**	B SL 83 B FF 89 X SL 83 2-0 ③ **F8**			4	0	0	0	0	1	4
13 Alex Cintron, S (1, 6) OBP: 0.360, SLG: 0.426			B CU 69 F SL 85 S SL 83 X SL 86 1-2 ① **F7**	C CU 71 B SL 83 B CU 69 B FF 88 S CU 71 F CU 71 C SL 83 3-3 ③ **K**		B FF 86 X SL 87 1-0 1 3B 2-H **2B**		C SL 81 B SL 82 X SI 88 1-1 ① **G1-3**		4	1	1	1	0	1	1
46 Jeremy Guthrie, R (1, 1) 43 Jim Johnson, R (7, 1) Jay Payton, R (7, 7) OBP: 0.303, SLG: 0.366			C SL 86 F CH 86 C CU 71 0-3 ② **K**		L SL 83 L SL 84 C CU 70 0-3 ① **K**	C FF 92 S SL 87 S SL 88 0-3 ② **K**		F FF 88 X SL 82 0-1 ② **G6-3**		3 0 1	0 0 0	0 0 0	0 0 0	0 0 0	3 0 0	1 0 0
Inning Stats	R: 0 E: 0 K: 1 S: 9 H: 0 LOB: 0 BB: 0 P: 13	R: 0 E: 0 K: 2 S: 14 H: 1 LOB: 1 BB: 0 P: 21	R: 0 E: 0 K: 1 S: 10 H: 1 LOB: 1 BB: 0 P: 14	R: 2 E: 0 K: 2 S: 16 H: 2 LOB: 1 BB: 1 P: 25	R: 2 E: 0 K: 1 S: 15 H: 3 LOB: 1 BB: 0 P: 19	R: 3 E: 1 K: 1 S: 15 H: 3 LOB: 1 BB: 0 P: 25	R: 0 E: 0 K: 0 S: 9 H: 1 LOB: 1 BB: 0 P: 16	R: 0 E: 0 K: 0 S: 8 H: 0 LOB: 0 BB: 0 P: 9	R: 0 E: 0 K: 0 S: 5 H: 0 LOB: 0 BB: 0 P: 11	1B: 7 2B: 2 3B: 2 HR: 0	SF: 0 SAC: 0 DP: 0 HBP: 1			WP: 0 PB: 0 SB: 0 CS: 1	PA: 40		

TOP

Baltimore Orioles @ Chicago Cubs

Wrigley Field, Chicago, IL

Tue Jun 24 2008, 7:05 PM CDT

Att. 41,537 - Partly Cloudy - 76 F

livebaseballscorecards.com

AB	38
R	7
H	11
RBI	7
BB	1
SO	8
LOB	12

PITCHER		IP	WLS	BF	H	R	ER	SO	BB	IBB	HBP	BLK	WP	HR	S	P	ERA	WHIP
45 Sean Marshall, L ERA: 5.4	(1, 1)	4.2	L	22	7	4	4	7	1	0	0	0	0	0	60	88	7.71	1.714
43 Michael Wuertz, R ERA: 2.48	(5, 1)	1.0		6	2	3	0	1	0	0	0	0	0	0	14	21	0.00	2.000
48 Neal Cotts, L ERA: 4.7	(6, 1)	0.1		2	1	0	0	0	0	0	0	0	0	0	5	8	0.00	3.000
32 Jon Lieber, R ERA: 2.89	(7, 1)	2.0		7	1	0	0	0	0	0	0	0	0	0	17	25	0.00	0.500
49 Carlos Marmol, R ERA: 3.0	(9, 1)	1.0		3	0	0	0	0	0	0	1	0	0	0	5	11	0.00	0.000

PITCHER	IP	WLS	BF	H	R	ER	SO	BB	IBB	HBP	BLK	WP	HR	S	P	ERA	WHIP

Batter	1	2	3	4	5	6	7	8	9	AB	R	H	RBI	BB	SO	LOB
1 Kosuke Fukudome, L (1, 9) OBP: 0.404, SLG: 0.440 (9, 8)	C FF 91 F FF 93 X SI 94 0-2 25 G5-4-3 1B			B SI 93 B SI 92 C SI 91 F FF 93 B SI 95 F SI 95 X FF 94 3-2 HR		X CU 73 0-0 ② G3		B SI 95 F SI 94 C CU 80 F SI 94 F SI 95 B SI 95 F SI 94 B SI 95 F SI 93 3-2 ① F SI 95 F SI 95 X CU 74 FC3-6 25 4 FC5-4 16 1B 1B 1-2f	B FF 89 C FF 90 S SL 77 S SL 78 1-3 ② K	5	2	2	1	0	1	4
4 Eric Patterson, L (1, 7) OBP: 0.393, SLG: 0.480 Henry Blanco, R (9, PH) OBP: 0.322, SLG: 0.339	B FF 93 X SI 91 1-0 ① F7			C FF 92 B CU 75 B CU 75 B FF 94 B SI 94 4-1 25 FC6-4 BB		C SI 93 S CU 74 C SI 96 0-3 ③ K		X SI 92 0-0 25 FC5-4 1-2 1B	S SL 76 C FC 91 B FF 92 S SL 77 1-3 ③ K	3 1	0 0	1 0	0 0	1 0	1 1	1 3
25 Derrek Lee, R (1, 3) OBP: 0.357, SLG: 0.510	1 SAFE X SI 94 0-0 ②③ G5-4-3 1-2f			C SL 86 F SI 95 B SL 86 X SI 94 1-2 ① FC6-4 1-2f			C SI 94 C SL 84 B FF 95 F FF 96 X CU 73 1-2 16 1B HR 1B	B SI 80 B SI 80 B SI 80 C SI 80 X SI 81 3-1 ② FC5-4 16 1B 1-2f 2-3		4	1	1	0	0	0	4
16 Aramis Ramirez, R (1, 5) OBP: 0.405, SLG: 0.529		C SI 95 B SL 84 X SI 94 1-1 ① F8		B SI 95 C SI 95 B FF 95 1 SAFE B SI 94 X SI 95 3-1 ② F8			S SI 95 C SI 95 F FF 95 X SL 84 0-2 HR 1-2 1B	C SI 82 X SI 82 0-1 1-2 1B		4	1	2	1	0	0	1
Jim Edmonds, L (1, 8) OBP: 0.305, SLG: 0.400 Matt Murton, R (8, PH) OBP: 0.292, SLG: 0.261 (9, 9)		B FF 93 B SI 95 C FF 93 B CU 75 X SI 95 3-1 ② G6-3		C CU 74 B FF 95 B CH 87 C SI 93 X FF 95 2-2 ③ G4-3			B SI 93 B CU 70 F SI 93 X SI 92 2-1 1-H 2-H HR	C SL 74 F FF 91 B FF 91 F FF 92 D SL 78 B SL 78 X FF 91 3-2 ③ F7		3 1	1 0	1 0	3 0	0 0	0 0	1 2
18 Geovany Soto, R (1, 2) OBP: 0.360, SLG: 0.506		B FF 93 C FF 93 F FF 95 B FF 95 F CH 87 B FF 94 F SL 85 X SI 96 3-2 ③ F9		C FF 90 B SI 92 C SI 92 B FF 91 X CH 86 2-2 ① G5-3			B SI 95 B SI 95 B C B 4-1 G5-4-3 BB		B FF 90 X FF 90 1-0 2 1B BB 1B	3	0	1	0	1	0	0
Mark DeRosa, R (1, 4) OBP: 0.375, SLG: 0.437		B SI 92 B SI 93 X SI 91 2-0 ① G6-3		C SL 85 B CH 87 X CH 87 1-1 2 L3 1B			X 0-0 ①② G5-4-3 1-2f		B FF 90 B FF 84 B FF 90 C FF 90 B FF 90 4-1 2 1B 1-2 BB	3	0	1	0	1	0	1
2 Ryan Theriot, R (1, 6) OBP: 0.388, SLG: 0.370		B FF 93 C SI 94 X SI 94 1-1 45 B2-6-4 1B		C SI 93 B SI 94 1 SAFE F SI 93 F SI 94 F SL 86 B SL 86 X SL 84 2-2 ②③ L3 1-1			C SI 96 B CU 81 F SI 95 F CU 80 X SI 96 1-2 ③ G4-3		F FF 90 B SL 76 B FF 91 C FF 91 X FF 92 2-2 1-2 2-3 1B	4	0	2	0	0	0	1
45 Sean Marshall, L (1, 1) 43 Michael Wuertz, R (5, 1) 48 Neal Cotts, L (8, 1) 17 Mike Fontenot, L (6, PH) 32 Jon Lieber, L (7, 1) Daryle Ward, L (6, PH) Jason Marquis, L (6, PR) 49 Carlos Marmol, R (9, 1) Ronny Cedeno, R (5, PH)	C FF 91 X SI 93 0-1 ②③ B2-6-4 1-2f					C FF 91 C CU 75 B SI 93 B SI 94 S SL 84 2-3 ① K		F SI 97 F SI 96 B SI 96 B CU 81 B SI 96 F SI 97 F SI 95 F SI 95 B CH 89 4-2 1 FC3-6 BB	F FF 89 S FF 91 S FF 91 0-3 ① K	1 0 0 0 1 0 0 0 1	0 0 0 0 0 0 0 0 0	0 0 0 0 0 0 0 0 0	0 0 0 0 1 0 1 0 0	0 0 0 0 0 0 0 0 1	0 0 0 0 0 0 0 0 1	1 0 0 0 0 0 0 0 3
Inning Stats	R: 0 E: 0 K: 0 S: 5 H: 1 LOB: 0 BB: 0 P: 6	R: 0 E: 0 K: 0 S: 9 H: 0 LOB: 0 BB: 0 P: 16	R: 0 E: 0 K: 0 S: 5 H: 1 LOB: 0 BB: 0 P: 8	R: 1 E: 0 K: 0 S: 13 H: 1 LOB: 1 BB: 1 P: 26	R: 0 E: 0 K: 0 S: 10 H: 1 LOB: 0 BB: 0 P: 15	R: 0 E: 0 K: 2 S: 7 H: 0 LOB: 0 BB: 0 P: 9	R: 3 E: 0 K: 0 S: 16 H: 3 LOB: 0 BB: 1 P: 24	R: 1 E: 0 K: 0 S: 23 H: 2 LOB: 2 BB: 1 P: 36	R: 0 E: 0 K: 3 S: 14 H: 2 LOB: 3 BB: 1 P: 23	1B: 9 2B: 1 3B: 0 HR: 2 SF: 0 SAC: 0 DP: 4 HBP: 0	WP: 0 PB: 0 SB: 0 CS: 0 PA: 38					

PITCHER		IP	WLS	BF	H	R	ER	SO	BB	IBB	HBP	BLK	WP	HR	S	P	ERA	WHIP
46 Jeremy Guthrie, R ERA: 3.64	(1, 1)	6.0	W	23	7	4	4	2	1	0	0	0	0	2	59	93	6.00	1.333
43 Jim Johnson, R ERA: 1.29	(7, 1)	1.1	H	6	1	1	1	0	2	0	0	0	0	0	21	33	6.75	2.250
Chad Bradford, R ERA: 2.45	(8, 1)	0.1	H	2	1	0	0	0	0	0	0	0	0	0	4	7	0.00	3.000
52 George Sherrill, L ERA: 3.09	(8, 1)	1.1	S	7	2	0	0	3	1	0	0	0	0	0	18	30	0.00	2.250

PITCHER	IP	WLS	BF	H	R	ER	SO	BB	IBB	HBP	BLK	WP	HR	S	P	ERA	WHIP

BOTTOM

Baltimore Orioles @ Chicago Cubs

Wrigley Field, Chicago, IL

Tue Jun 24 2008, 7:05 PM CDT

Att. 41,537 - Partly Cloudy - 76 F

livebaseballscorecards.com

AB	34
R	5
H	11
RBI	5
BB	4
SO	5
LOB	22

Batter	1	2	3	4	5	6	7	8	9	AB	R	H	RBI	BB	SO	LOB
1 Brian Roberts, S (1, 4) OBP: 0.376, SLG: 0.480	X 0-0 ① F9		B C X 1-1 2B		C B B C X 2-2 ① F7		B F B B X 3-1 ③ F9			4	0	1	0	0	0	0
21 Nick Markakis, L (1, 9) OBP: 0.390, SLG: 0.476	B B X 2-0 ② G4-3		C C B F F B B F B 4-2 BB		C B C F F X 1-2 ② F8			C B C F X 1-2 6 FC5-4 1B		3	0	1	0	1	0	0
6 Melvin Mora, R (1, 5) OBP: 0.292, SLG: 0.399	B C S T X 1-2 ③ F9		D C F X 1-2 ② P4		F B C F F T 1-2 ③ K			C X 0-1 ① FC5-4 1-2f		4	0	0	0	0	1	3
17 Aubrey Huff, L (1, 3) OBP: 0.338, SLG: 0.493		B B C X 2-1 ① G6-3	B C C X 1-2 ③ F7			F X 0-1 ① F7		B C B F F B F F F 3-3 S ② K		4	0	0	0	0	1	3
Ramon Hernandez, R (1, 2) OBP: 0.284, SLG: 0.367		B B B B 4-0 HR BB		C S 0-3 ① K		F X 0-1 ② F9		C F B C 1-3 ③ K		3	1	0	0	1	2	1
30 Luke Scott, L (1, 7) OBP: 0.358, SLG: 0.509		C B C B X 2-2 ② F7		B C C F F X 1-2 HR 1B		B F S X 1-2 FC5-4 1B			B C C S 1-3 ① K	4	1	2	0	0	1	1
Jay Payton, R (1, 8) OBP: 0.308, SLG: 0.411		C F F X 0-2 1-H HR		X 0-0 1-H HR		B S X 1-1 ③ FC5-4 1-2f			C F B S 1-3 ② K	4	2	2	4	0	1	1
13 Alex Cintron, S (1, 6) OBP: 0.333, SLG: 0.392		B X 1-0 ③ F9		B B C X 2-1 ② G4-3			C X 0-1 ① G5-3		B C F S 1-3 ③ K	4	0	0	0	0	1	0
34 Matt Albers, L (1, 1) Lance Cormier, R (1, 1) 19 Oscar Salazar, R (4, PH) OBP: 0.294, SLG: 0.688 Ryan Bukvich, R (4, 1) 10 Adam Jones, R (7, PH) OBP: 0.303, SLG: 0.377 45 Dennis Sarfate, R (7, 1) 32 Jamie Walker, L (8, 1)			C C B S 1-3 ① K	C C X 0-2 ③ G4-3			C S F S 0-3 ② K			0 0 0 0 0 0 0 1 0 0 0 0 1 0 1 0 0 0 0 0 0 0 0 0 0 0 0 0 1 0 0 0 0 1 0 0 0 0 0 0 0 0 0 0 0 0 0 0 0						
Inning Stats	R: 0 H: 0 E: 0 LOB: 0 K: 0 BB: 0 S: 6 P: 9	R: 2 H: 1 E: 0 LOB: 0 K: 0 BB: 1 S: 10 P: 19	R: 0 H: 1 E: 0 LOB: 2 K: 1 BB: 1 S: 16 P: 24	R: 2 H: 2 E: 0 LOB: 0 K: 1 BB: 0 S: 14 P: 17	R: 0 H: 0 E: 0 LOB: 0 K: 1 BB: 0 S: 13 P: 17	R: 0 H: 1 E: 0 LOB: 1 K: 0 BB: 0 S: 9 P: 11	R: 0 H: 0 E: 0 LOB: 0 K: 1 BB: 0 S: 8 P: 11	R: 0 H: 1 E: 0 LOB: 1 K: 2 BB: 0 S: 16 P: 21	R: 0 H: 0 E: 0 LOB: 0 K: 3 BB: 0 S: 10 P: 13	1B: 3 SF: 0 2B: 1 SAC: 0 3B: 0 DP: 0 HR: 2 HBP: 0						

TOP

Baltimore Orioles @ Chicago Cubs

Wrigley Field, Chicago, IL

Wed Jun 25 2008, 7:05 PM CDT

Att. 40,754 - Partly Cloudy - 77 F

livebaseballscorecards.com

AB	33
R	4
H	6
RBI	4
BB	2
SO	9
LOB	9

WP: 0 PA: 35
PB: 0
SB: 0
CS: 0

PITCHER		IP	WLS	BF	H	R	ER	SO	BB	IBB	HBP	BLK	WP	HR	S	P	ERA	WHIP
30 Ted Lilly, L ERA: 4.74	(1, 1)	7.0	W	28	5	4	4	4	2	0	0	0	0	2	76	108	5.14	1.000
49 Carlos Marmol, R ERA: 2.93	(8, 1)	1.0	H	4	1	0	0	2	0	0	0	0	0	0	16	21	0.00	1.000
34 Kerry Wood, R ERA: 2.5	(9, 1)	1.0	S	3	0	0	0	3	0	0	0	0	0	0	10	13	0.00	0.000

PITCHER	IP	WLS	BF	H	R	ER	SO	BB	IBB	HBP	BLK	WP	HR	S	P	ERA	WHIP

Baltimore Orioles @ Chicago Cubs

Wrigley Field, Chicago, IL

Wed Jun 25 2008, 7:05 PM CDT

Att. 40,754 - Partly Cloudy - 77 F

livebaseballscorecards.com

Batter	1	2	3	4	5	6	7	8	9	AB	R	H	RBI	BB	SO	LOB
4 Eric Patterson, L (1, 7) OBP: 0.364, SLG: 0.414	K	G4-3	25 G1-3 1-2 BB	K			P6			4	0	0	0	1	2	2
2 Ryan Theriot, R (1, 6) OBP: 0.391, SLG: 0.375	25 1B 16 1B 2B	16 1B 25 WP FC4-6 1B	F9		G4-3		25 G6-4-3 BB			4	2	2	0	1	0	2
25 Derrek Lee, R (1, 3) OBP: 0.357, SLG: 0.506	BB 16 1B 18 1B 2-3 1B	FC4-6 16 1B 18 1B 1-2 BB	G1-3 1-2 2-3		F8		1 SAFE G6-4-3 1-2f			4	2	1	0	1	0	3
16 Aramis Ramirez, R (1, 5) OBP: 0.405, SLG: 0.527	SAFE BB 18 1B 1-2 3-H 1B	FC4-6 1-2 2-3 1B	G5-3		K			K		5	1	2	1	0	2	2
Jim Edmonds, L (1, 8) OBP: 0.318, SLG: 0.419	18 1B 1-2 2-3 1B BB	FC4-6 BB 18 1B 1-2f 2-3 3-H		HR		18 BB BB		BB 18 BB BB		2	2	1	2	3	0	2
18 Geovany Soto, R (1, 2) OBP: 0.367, SLG: 0.508	1B 1-3 2-H 3-H 1B	BB 1-2 3-H 1B		G5-3		4-1 1-2 BB		4-1 BB 1-2 BB		3	0	2	3	2	0	0
Mark DeRosa, R (1, 9) OBP: 0.379, SLG: 0.435	1-1 2-3 3-H 1B	4-1 1-2 2-3 BB		F8			1-3 K	4-1 1-2 2-3 BB		3	0	1	1	2	1	2
17 Mike Fontenot, L (1, 4) OBP: 0.328, SLG: 0.410	K	G6-3		30 1B 2B			K	P6		5	0	1	0	0	2	10
30 Ted Lilly, L (1, 1) OBP: 0.286, SLG: 0.296 49 Carlos Marmol, R (8, 1) Daryle Ward, L (8, PH) OBP: 0.417, SLG: 0.385 34 Kerry Wood, R (9, 1)	K		25 G1-3 4 BB 1B	2-3 1B			K	3-3 K		4 0 1 0	0 0 0 0	2 0 0 0	0 0 0 0	0 0 0 0	2 0 1 0	4 0 3 0
Inning Stats	R: 4 E: 0 K: 3 S: 20 H: 5 LOB: 2 BB: 1 P: 39	R: 2 E: 0 K: 0 S: 13 H: 3 LOB: 3 BB: 2 P: 27	R: 0 E: 0 K: 0 S: 10 H: 1 LOB: 2 BB: 1 P: 16	R: 1 E: 0 K: 1 S: 12 H: 3 LOB: 2 BB: 0 P: 18	R: 0 E: 0 K: 1 S: 7 H: 0 LOB: 0 BB: 0 P: 11	R: 0 E: 0 K: 3 S: 11 H: 0 LOB: 2 BB: 2 P: 20	R: 0 E: 0 K: 0 S: 10 H: 0 LOB: 0 BB: 1 P: 15	R: 0 E: 0 K: 2 S: 15 H: 0 LOB: 3 BB: 3 P: 31		1B: 9 2B: 2 3B: 0 HR: 1	SF: 0 SAC: 0 DP: 1 HBP: 0			WP: 1 PB: 0 SB: 0 CS: 0	PA: 45	

PITCHER		IP	WLS	BF	H	R	ER	SO	BB	IBB	HBP	BLK	WP	HR	S	P	ERA	WHIP
34 Matt Albers, R ERA: 3.49	(1, 1)	0.1	L	5	3	4	4	1	1	0	0	0	0	0	9	21	108.00	12.000
Lance Cormier, R ERA: 2.42	(1, 1)	2.2		17	6	2	2	2	3	0	0	0	1	0	34	61	6.75	3.375
Ryan Bukvich, R ERA: 4.91	(4, 1)	3.0		14	3	1	1	5	2	0	0	0	0	1	30	49	3.00	1.667
45 Dennis Sarfate, R ERA: 2.91	(7, 1)	1.2		8	0	0	0	1	4	0	0	0	0	0	21	39	0.00	2.400
32 Jamie Walker, L ERA: 4.98	(8, 1)	0.1		1	0	0	0	1	0	0	0	0	0	0	4	7	0.00	0.000

PITCHER	IP	WLS	BF	H	R	ER	SO	BB	IBB	HBP	BLK	WP	HR	S	P	ERA	WHIP

AB	35
R	7
H	12
RBI	7
BB	10
SO	10
LOB	30

Baltimore Orioles @ Chicago Cubs

Wrigley Field, Chicago, IL

Thu Jun 26 2008, 1:20 PM CDT

Att. 41,670 - Partly Cloudy - 85 F

TOP

livebaseballscorecards.com

Batter	1	2	3	4	5	6	7	8	9	AB	R	H	RBI	BB	SO	LOB
1 Brian Roberts, S (1, 4) OBP: 0.376, SLG: 0.482	C SI 88 B SI 89 B SI 90 X SI 89 2-1 G3		B CH 81 B SI 90 C SI 90 F SI 90 X SL 84 2-2 BB 17 2B 1-3 2B	B SI 88 B SI 88 X SI 89 2-0 21 2B 1-2 1B	C SI 86 S SI 88 C FF 88 0-3 ③ K		S FF 92 C FF 92 B FF 92 S SL 89 1-3 ① K			5	2	2	0	0	2	2
13 Alex Cintron, S (1, 6) OBP: 0.305, SLG: 0.357	F SI 90 F SI 91 S SL 84 0-3 ② K		X SL 86 0-0 ② G1-3	B B SL 84 F SI 90 S SL 83 S SL 84 2-3 ② K		F FF 90 X CH 80 0-1 ① G6-3	B SL 87 F FF 92 T FF 93 B FF 94 S FF 90 2-3 ② K			5	0	0	0	0	3	4
21 Nick Markakis, L (1, 9) OBP: 0.393, SLG: 0.478	C SL 84 B SI 90 X SL 85 1-1 ③ P6		I IN 76 I IN 78 I IN 78 I IN 78 4-0 BB 17 2B IBB	C SL 83 B SI 92 C SL 84 F SL 86 B SI 90 X SI 90 2-2 1-H 2-H 2B		B SL 80 B FF 91 T FF 90 B SL 78 F FF 89 B FF 89 4-2 17 1B 1B 1B BB	C CH 84 C FF 94 F FF 94 F FF 94 X SL 88 0-2 ③ F8			3	2	1	2	2	0	0
Kevin Millar, R (1, 3) OBP: 0.342, SLG: 0.407		B SI 90 X SI 90 1-0 ① G5-3	C SI 88 B SI 92 B SI 92 B SI 91 F SI 91 B SI 92 4-2 17 2B E 1-2 2-3 3-H BB	B SL 85 B SI 90 C SI 88 X SI 90 2-1 ③ P4		F FF 90 D CH 81 F FF 91 D CH 81 X FF 90 2-2 1B 17 1B 10 SF7 1-2 1B		B SI 92 F SI 93 X SL 84 1-1 ① P6		4	2	1	1	1	0	1
17 Aubrey Huff, L (1, 5) OBP: 0.345, SLG: 0.509		B SL 84 S SI 90 B SL 85 F SI 90 F SL 85 B SI 91 F SI 90 F SI 90 F SL 85 3-2 X CH 83 2B	C CH 83 F SI 89 B SI 92 X CH 84 1-2 E 1-3 2-H 3-H 2B		X SI 90 0-0 1B 2B	S SL 86 S SL 87 X SL 88 0-2 1B 1-2 2-3 1B		F SI 92 F SI 92 F SL 84 X FF 92 0-2 ② G6-3		5	3	4	2	0	0	0
Jay Payton, R (1, 7) OBP: 0.311, SLG: 0.411		B SL 83 C SI 91 S SI 90 B SI 91 X SL 84 2-2 ② F8	X SI 91 0-0 E7 2-H 3-H 1B		C FF 89 S SL 83 B SL 84 F FF 89 S SL 84 1-3 ① K	X SL 85 0-0 1B 1-2 2-3 3-H 1B		F SL 84 B FF 92 B SI 93 C FF 93 X FF 92 2-2 ③ G3		5	0	2	3	0	1	2
10 Adam Jones, R (1, 8) OBP: 0.298, SLG: 0.372		B SI 91 T SI 91 B SI 92 X SI 91 2-1 ③ G1-3	D SL 84 X SI 92 1-0 ③ G1-3		F SL 83 B SI 89 T SI 90 X SL 85 1-2 ② F9	B FF 92 X SL 87 1-0 ② SF7 3-H			F SL 81 F FF 91 F FF 91 F SL 88 B SL 87 F CH 81 C FF 93 1-3 ① K	4	0	0	1	0	1	3
Guillermo Quiroz, R (1, 2) OBP: 0.299, SLG: 0.343			C SI 90 B SI 91 S SL 85 B SL 86 B SI 91 B SI 91 4-2 1 2B BB BB	B SI 89 X SI 89 1-0 62 FC3-6 1B	S SL 84 B SL 83 X SI 90 1-1 62 E 2-H 1B	C SL 88 D SL 87 B FF 92 B SL 87 S SL 86 X SL 88 3-2 1-3 2-H 1B			C FF 93 S FF 93 F SI 93 B SL 88 B CH 82 C FF 91 2-3 ② K	4	1	3	2	1	1	0
62 Radhames Liz, R (1, 1) 56 Brian Burres, L (6, 1) Chad Bradford, R (7, 1) 19 Oscar Salazar, R (9, PH) OBP: 0.278, SLG: 0.647 43 Jim Johnson, R (9, 1)			M SI 89 M SI 90 L SI 90 0-3 ① K	T SI 87 L SI 89 X SI 88 0-2 ① FC3-6 1 1B 21 2B 1-2f	S SI 89 C SI 88 F SL 83 X SI 88 0-2 E6 1-3	S SL 87 B SL 87 C FF 92 S SL 87 1-3 ③ K			S FF 92 B FF 92 F FF 92 B FF 94 X FF 93 2-2 ③ G3-1	4 0 0 1 0	1 0 0 0 0	0 0 0 0 0	0 0 0 0 0	0 0 0 0 0	2 0 0 0 0	5 0 0 0 0
Inning Stats	R: 0 E: 0 K: 1 S: 7 H: 0 LOB: 0 BB: 0 P: 10	R: 0 E: 0 K: 0 S: 13 H: 1 LOB: 1 BB: 0 P: 21	R: 5 E: 1 K: 1 S: 16 H: 3 LOB: 1 BB: 3 P: 32	R: 2 E: 0 K: 1 S: 14 H: 3 LOB: 1 BB: 0 P: 23	R: 1 E: 1 K: 2 S: 17 H: 2 LOB: 2 BB: 0 P: 20	R: 3 E: 0 K: 1 S: 18 H: 4 LOB: 2 BB: 1 P: 29	R: 0 E: 0 K: 2 S: 11 H: 0 LOB: 0 BB: 0 P: 14	R: 0 E: 0 K: 0 S: 9 H: 0 LOB: 0 BB: 0 P: 12	R: 0 E: 0 K: 2 S: 13 H: 0 LOB: 0 BB: 0 P: 18	1B: 8 2B: 5 3B: 0 HR: 0 SF: 1 SAC: 0 DP: 0 HBP: 0						

	AB	40
	R	11
	H	13
	RBI	11
	BB	4
	SO	10
	LOB	17

WP: 0 PB: 0 SB: 0 CS: 0 PA: 45

PITCHER		IP	WLS	BF	H	R	ER	SO	BB	IBB	HBP	BLK	WP	HR	S	P	ERA	WHIP
Jason Marquis, R ERA: 4.96	(1, 1)	4.0	L	22	7	7	7	3	2	1	0	0	0	0	50	86	15.75	2.250
32 Jon Lieber, R ERA: 3.05	(5, 1)	1.0		6	2	1	1	2	0	0	0	0	0	0	17	20	9.00	2.000
47 Scott Eyre, L ERA: 4.91	(6, 1)	0.1		3	1	2	2	0	1	0	0	0	0	0	7	13	54.00	6.000
43 Michael Wuertz, R ERA: 2.62	(6, 1)	1.2		8	3	1	1	3	0	0	0	0	0	0	22	30	5.40	1.800
Bob Howry, R ERA: 4.7	(8, 1)	1.0		3	0	0	0	0	0	0	0	0	0	0	9	12	0.00	0.000

PITCHER		IP	WLS	BF	H	R	ER	SO	BB	IBB	HBP	BLK	WP	HR	S	P	ERA	WHIP
48 Neal Cotts, L ERA: 4.15	(9, 1)	1.0		3	0	0	0	2	0	0	0	0	0	0	13	18	0.00	0.000

Baltimore Orioles @ Chicago Cubs

Wrigley Field, Chicago, IL

Thu Jun 26 2008, 1:20 PM CDT

Att. 41,670 - Partly Cloudy - 85 F

livebaseballscorecards.com

BOTTOM

Batter	1	2	3	4	5	6	7	8	9	AB	R	H	RBI	BB	SO	LOB
4 Eric Patterson, L (1, 7) (8, 8) OBP: 0.342, SLG: 0.394	B CH 88 C FF 90 L FF 93 F FF 95 B FF 95 S FF 93 2-3 ① K	B FF 95 S FF 94 F FF 95 X CH 88 1-2 ③ P5			B FF 90 C FF 92 C FF 93 B CH 84 B CH 86 F FF 91 C FF 93 3-3 ① K	B FF 91 S FF 90 B FF 90 C FF 90 F SL 82 F FF 90 X FF 90 2-2 1-2 2-H 1B		F SI 81 X SI 81 0-1 ② SF7 3-H		4	0	1	2	0	2	3
2 Ryan Theriot, R (1, 6) OBP: 0.391, SLG: 0.376	X FF 91 0-0 1B		F FF 94 X CH 83 0-1 ① G4-3		C CH 83 X FF 93 0-1 25 G4-6-3 1B	D CU 72 C SL 81 B FF 89 F FF 90 D SL 84 X FF 90 3-2 ③ G3-1		X SI 80 0-0 ③ G4-3		5	0	2	0	0	0	3
25 Derrek Lee, R (1, 3) OBP: 0.354, SLG: 0.502 47 Scott Eyre, L (6, 1) 43 Michael Wuertz, R (6, 1) Matt Murton, R (7, PH) OBP: 0.269, SLG: 0.240 (8, 7)	B FF 92 1 SAFE X FF 92 1-0 ② F8		B SL 78 B SL 76 C FF 94 S FF 94 F CH 87 B CH 88 F FF 96 S CH 85 3-3 ② K		C CH 83 X FF 95 0-1 ② ③ G4-6-3 1-2f		X SI 80 0-0 ① G6-3		X SI 95 0-0 ① G4-3	3 0 0 2	0 0 0 0	0 0 0 0	0 0 0 0	1 0 0 0	2 0 0 0
16 Aramis Ramirez, R (1, 5) OBP: 0.405, SLG: 0.525 Ronny Cedeno, R (6, PH) OBP: 0.352, SLG: 0.366 (7, 5)	1 SAFE X FF 92 0-0 ③ F8		B FF 95 B B B 4-0 BB			B CH 89 B CH 87 B CH 86 B CH 84 4-0 WP 1B BB	C SI 80 F SI 81 X CU 68 0-2 1B		C SI 96 B SI 96 X SI 94 1-1 ② G4-3	1 2	0 1	0 1	0 0	1 1	0 0	1 0
Jim Edmonds, L (1, 8) OBP: 0.322, SLG: 0.414 Bob Howry, L (8, 1) 48 Neal Cotts, L (9, 1)		B FF 90 T FF 92 B FF 94 B FF 92 S FF 94 B FF 94 4-2 17 1B HBP FC3-2 BB	C S FF 94 B FF 96 B CH 87 B CH 86 X CH 85 3-2 ③ F7			B FF 89 B CH 87 B CH 87 B CH 86 4-0 FC5-4 1B 1B 1-2 BB	C SI 81 B FF 74 B FF 76 X SI 81 2-1 ② F7		F SI 96 S SI 96 B SI 96 S SI 96 1-3 ③ K	2 0 1	1 0 0	0 0 0	0 0 0	2 0 0	0 0 0	2 0 0
18 Geovany Soto, R (1, 2) OBP: 0.365, SLG: 0.504 Henry Blanco, R (6, PH) OBP: 0.328, SLG: 0.345 (7, 2)		B FF 92 C FF 93 F FF 94 B FF 93 F FF 95 B FF 94 X FF 94 3-2 ① P3	B FF 92 C FF 91 C FF 93 B CH 88 B FF 92 X FF 94 3-2 ① G6-3			C FF 89 X FF 89 0-1 FC5-4 1-2 2-H 1B	F SI 81 B SI 81 X SI 81 1-1 ③ G6-3			2 2	0 0	0 1	0 1	0 0	0 0	1 1
Mark DeRosa, R (1, 9) OBP: 0.380, SLG: 0.434		1 SAFE C FF 92 S FF 94 H FF 94 1-2 17 1B FC3-2 1-2 HBP	X FF 93 0-0 1B			C FF 89 C SL 82 X CU 72 0-2 ① FC5-4 4 1B 1B 1-2f 2-3		C SI 80 C CU 68 F SI 75 B SI 80 X FF 75 1-2 ① G6-3		3	1	1	0	0	0	2
17 Mike Fontenot, L (1, 4) OBP: 0.333, SLG: 0.413		B FF 93 B FF 90 F FF 90 B FF 96 F FF 91 F FF 94 F FF 92 F FF 94 X FF 92 3-2 FC3-2 1-2 2-3 1B	D FF 94 F FF 93 S CH 84 B CH 86 B FF 94 X FF 93 3-2 ② F7			B SL 82 X FF 90 1-0 ② F7		C SI 81 B CH 74 F SI 82 B CH 74 B CU 68 X SI 80 3-2 1B 4 SF7 1B		4	1	2	0	0	0	3
Jason Marquis, L (1, 1) OBP: 0.242, SLG: 0.258 32 Jon Lieber, L (5, 1) Daryle Ward, L (6, 3) OBP: 0.447, SLG: 0.429		C FF 92 X CH 85 0-1 ② FC3-2 1-2 2-3 3-Hf	F FF 94 C FF 95 B CH 87 F CH 88 S FF 96 1-3 ③ K			B FF 91 C SL 82 S SL 84 F FF 92 B CU 73 X SL 81 2-2 4 1B 1-2 3-H 1B		X SI 81 0-0 1-3 1B		2 0 2	0 0 0	0 0 2	0 0 1	0 0 0	1 0 0	4 0 0
Inning Stats	R: 0 E: 0 K: 1 S: 7 H: 1 LOB: 1 BB: 0 P: 10	R: 0 E: 0 K: 0 S: 19 H: 1 LOB: 3 BB: 1 P: 31	R: 0 E: 0 K: 1 S: 10 H: 0 LOB: 1 BB: 1 P: 20	R: 0 E: 0 K: 1 S: 11 H: 1 LOB: 1 BB: 0 P: 18	R: 0 E: 0 K: 1 S: 8 H: 1 LOB: 0 BB: 0 P: 11	R: 3 E: 0 K: 0 S: 18 H: 3 LOB: 2 BB: 2 P: 34	R: 0 E: 0 K: 0 S: 8 H: 1 LOB: 1 BB: 0 P: 11	R: 1 E: 0 K: 0 S: 11 H: 2 LOB: 1 BB: 0 P: 15	R: 0 E: 0 K: 1 S: 6 H: 0 LOB: 0 BB: 0 P: 8	1B: 10 2B: 0 3B: 0 HR: 0	SF: 1 SAC: 0 DP: 1 HBP: 1	WP: 1 PB: 0 SB: 0 CS: 0	PA: 41				

PITCHER		IP	WLS	BF	H	R	ER	SO	BB	IBB	HBP	BLK	WP	HR	S	P	ERA	WHIP
62 Radhames Liz, R ERA: 5.7	(1, 1)	5.0	W	23	4	2	2	4	4	0	1	0	1	0	55	98	3.60	1.600
56 Brian Burres, L ERA: 5.29	(6, 1)	1.0		6	3	1	1	0	0	0	0	0	0	0	18	26	9.00	3.000
Chad Bradford, R ERA: 2.6	(7, 1)	2.0		9	3	1	1	0	0	0	0	0	0	0	19	26	4.50	1.500
43 Jim Johnson, R ERA: 1.26	(9, 1)	1.0		3	0	0	0	1	0	0	0	0	0	0	6	8	0.00	0.000

PITCHER	IP	WLS	BF	H	R	ER	SO	BB	IBB	HBP	BLK	WP	HR	S	P	ERA	WHIP

AB	35
R	4
H	10
RBI	4
BB	4
SO	5
LOB	22

Batter	1	2	3	4	5	6	7	8	9	AB	R	H	RBI	BB	SO	LOB
1 Kosuke Fukudome, L (1, 10) OBP: 0.407, SLG: 0.441	B FF 92 C FF 92 F FF 92 X FF 94 1-2 25 G5-4-3 1B		1 SAFE B SL 82 1 SAFE 1 SAFE S SL 81 1 SAFE B FS 77 B SL 84 B FF 92 4-1 4 BB 1-2 BB		B FF 92 X FF 92 1-0 ② L6		S CH 82 B SL 83 B SL 83 C SI 94 F SL 83 X SI 94 2-2 2-3 1B		B FF 94 B FF 94 C FF 93 B FF 95 X FF 94 3-1 ③ F9	4	0	2	0	1	0	1
4 Eric Patterson, L (1, 7) (7, 4) OBP: 0.333, SLG: 0.361	F FF 93 B FF 93 C FF 93 F FS 78 X FS 79 1-2 ① L5		B FF 92 B FF 92 C FF 92 B FF 92 4-1 25 G5-4-3 1-2 2-3 BB		C SL 84 C FS 78 B FS 78 B FS 76 X FS 76 2-2 ③ G4-3		C SL 81 S SL 84 F SL 83 F SI 94 S SL 85 0-3 ③ K			3	0	0	0	1	1	3
25 Derrek Lee, R (1, 3) OBP: 0.350, SLG: 0.495	C SL 84 B FF 93 B SI 93 S SL 87 X SI 93 2-2 ②③ G5-4-3 1-2f		S SL 88 B SL 87 F SL 87 B FS 78 X SL 87 2-2 ②③ G5-4-3 1-2f			B SI 92 C SL 86 C FF 92 B FS 79 F SL 86 B FS 78 X SI 93 3-2 ① F9		C FF 94 B FF 94 X FF 92 1-1 ① G6-3		4	0	0	0	0	0	4
16 Aramis Ramirez, R (1, 5) OBP: 0.401, SLG: 0.518		F SI 91 B SI 92 B FS 78 C SL 84 B FF 92 T FF 94 3-2 ① K		C SL 84 B SI 93 B SI 93 X SI 93 2-1 ① F9		B FF 91 X SL 84 1-0 ② F8		B FF 95 B FF 94 X FF 93 2-0 ② F8		4	0	0	0	0	1	0
Daryle Ward, L (1, 9) OBP: 0.452, SLG: 0.438		C SL 85 B FS 77 B FS 76 F FF 92 X FF 93 2-2 FC4-6 1B		B FF 92 B SL 84 C FF 91 X SL 84 2-1 ② L4		C SL 84 S FS 77 S FS 77 0-3 ③ K2-3		C FF 94 S CU 78 X FF 93 1-1 1B		4	0	2	0	0	1	0
Jim Edmonds, L (1, 8) OBP: 0.320, SLG: 0.427		X FF 94 0-0 ② FC4-6 1-2f		C FF 92 B SL 85 B FF 92 B FF 90 C FF 91 X FF 92 3-2 ③ P5			C SL 80 B FS 75 X FF 90 1-1 HR	C FF 94 B FF 93 F FF 93 C CU 78 1-3 ③ K		4	1	1	1	0	1	2
18 Geovany Soto, R (1, 2) OBP: 0.370, SLG: 0.519		C SL 86 B SL 88 F SI 93 C FS 77 1-3 ③ K			B SI 91 B SL 85 B SI 91 C SI 91 X SI 91 3-1 HR		X SI 91 0-0 1 1B G6-3 1B		C FS 89 B SL 81 B FF 90 X FF 93 2-1 1B	4	1	3	1	0	1	1
17 Mike Fontenot, L (1, 4) OBP: 0.336, SLG: 0.441 Matt Murton, R (7, PH) (7, 7) OBP: 0.250, SLG: 0.222			C FF 91 B FS 77 X FF 92 1-1 ① F9		B FF 93 X FF 91 1-0 HR		B SI 92 B SI 92 B SI 93 C SI 92 F SI 93 X SI 94 3-2 ① F8		X FF 94 0-0 ① F7	2	1	1	1	0	0	0
										2	0	0	0	0	0	2
Ronny Cedeno, R (1, 6) OBP: 0.349, SLG: 0.362			B SL 86 S SL 86 X SL 87 1-1 4 BB 1 BB 1B		B SI 94 B SI 93 B SI 93 C SI 93 X SI 93 3-1 ① G1-5-3		C CH 82 F SI 94 F CH 85 F CH 85 X SL 84 0-2 ② G6-3 1-2		F FF 95 C SI 91 X SL 83 0-2 ② F9	4	0	1	0	0	0	2
Inning Stats	R: 0 E: 0 K: 0 S: 10 H: 1 LOB: 0 BB: 0 P: 14	R: 0 E: 0 K: 2 S: 10 H: 1 LOB: 1 BB: 0 P: 16	R: 0 E: 0 K: 0 S: 9 H: 1 LOB: 2 BB: 2 P: 21	R: 0 E: 0 K: 0 S: 7 H: 0 LOB: 0 BB: 0 P: 14	R: 2 E: 0 K: 0 S: 9 H: 2 LOB: 0 BB: 0 P: 19	R: 0 E: 0 K: 1 S: 8 H: 0 LOB: 0 BB: 0 P: 12	R: 1 E: 0 K: 1 S: 20 H: 3 LOB: 2 BB: 0 P: 26	R: 0 E: 0 K: 1 S: 8 H: 1 LOB: 1 BB: 0 P: 13	R: 0 E: 0 K: 0 S: 8 H: 1 LOB: 1 BB: 0 P: 13	1B: 7 2B: 0 3B: 0 HR: 3 SF: 0 SAC: 0 DP: 2 HBP: 0	WP: 0 PB: 0 SB: 0 CS: 0 PA: 37					

PITCHER		IP	WLS	BF	H	R	ER	SO	BB	IBB	HBP	BLK	WP	HR	S	P	ERA	WHIP
52 Jose Contreras, R ERA: 3.99	(1, 1)	6.0	W	25	7	3	3	3	2	0	0	0	0	3	56	100	4.50	1.500
57 Boone Logan, L ERA: 2.28	(7, 1)	1.0		4	1	0	0	1	0	0	0	0	0	0	17	22	0.00	1.000
26 Octavio Dotel, R ERA: 3.19	(8, 1)	1.0		4	1	0	0	1	0	0	0	0	0	0	8	13	0.00	1.000
Nick Masset, R ERA: 3.24	(9, 1)	1.0		4	1	0	0	0	0	0	0	0	0	0	8	13	0.00	1.000

PITCHER	IP	WLS	BF	H	R	ER	SO	BB	IBB	HBP	BLK	WP	HR	S	P	ERA	WHIP

TOP

Chicago Cubs @ Chicago White Sox

U.S. Cellular Field, Chicago, IL

Fri Jun 27 2008, 4:05 PM EDT

Att. 39,132 - Cloudy - 79 F

livebaseballscorecards.com

AB	35
R	3
H	10
RBI	3
BB	2
SO	5
LOB	15

Batter	1	2	3	4	5	6	7	8	9	AB	R	H	RBI	BB	SO	LOB
Orlando Cabrera, R (1, 6) OBP: 0.329, SLG: 0.373	B FF 92 B SI 92 C FF 92 C SI 93 X FC 87 2-2 12 F7 20 1B 1B		C SI 92 B SL 85 X SL 85 1-1 12 E 2B C FF 87 F SL 81 B FF 88 F SI 88 D SL 81 F SI 87 B SL 84 B SL 83 4-2 20 G6-3 BB		B FF 86 X FF 86 1-0 P5 ②		X FF 93 0-0 G6-3 ①		4	2	2	0	1	0	0
12 A.J. Pierzynski, L (1, 2) OBP: 0.335, SLG: 0.428	1 SAFE F SI 92 X SL 85 0-1 F7 ① 1-2		C SL 85 B FF 92 F FF 92 X FS 84 1-2 E7 20 2B 2-H 1B	X FF 88 0-0 P6 ①		B SL 83 X FF 87 1-0 20 1B 23 1B 1B		B FF 93 B CH 84 F FF 92 F SL 87 B FF 89 F SL 86 F SL 88 X FF 92 3-2 F7 ②		5	2	2	1	0	0	2
20 Carlos Quentin, R (1, 7) OBP: 0.400, SLG: 0.531	S SL 85 F SL 86 B SL 86 D FS 84 F SI 93 F SL 86 X SI 93 2-2 23 G4-6-3 2-H 1B		S SL 87 B SL 86 B SL 87 F SL 87 B FF 93 X SL 87 3-2 23 1B 3-H 2B	X SL 82 0-0 G6-3 ② 1-2		F SL 82 X SI 87 0-1 23 1B 1-2 1B		X SL 87 0-0 23 2B 1B		5	2	4	2	0	0	1
23 Jermaine Dye, R (1, 9) OBP: 0.349, SLG: 0.549	B SI 93 C FS 85 S SL 86 B FS 84 F SL 85 X SL 86 2-2 ② ③ G4-6-3 1-2f		X SL 86 0-0 24 S 25 BB HR 2-H 1B	B SL 82 B FF 88 C SI 88 B SL 83 C SI 88 X SI 89 3-2 ③ F8		B SL 83 B FF 87 S SL 81 B SL 80 F FF 87 X SL 83 3-2 1-2 2-H 1B		S SL 87 C FF 94 D SL 87 X FF 93 1-2 1-H 2B		5	1	3	3	0	0	2
25 Jim Thome, L (1, 10) OBP: 0.348, SLG: 0.459		S FF 92 B SI 92 B SI 93 F FS 82 F FS 84 B SI 93 S FF 94 3-3 ① K	B FF 92 B SL 84 B FS 84 B SI 92 4-0 24 BB 1-2 HR BB		X FF 88 0-0 ① L3	C FF 91 B FF 88 F SL 85 B FF 93 S FF 92 2-3 ③ K		C FF 93 F FF 92 T SL 88 0-2 ③ K		4	1	0	0	1	3	3
24 Joe Crede, R (1, 5) OBP: 0.339, SLG: 0.502		B SL 82 X SL 85 1-0 ② G6-3	B SI 93 C SL 86 B FS 83 S SI 93 B FF 92 B SI 92 4-2 1-2 2-3 HR BB		C FF 88 B CH 83 B CH 84 B FF 89 X FF 88 3-1 ② P4		B FF 90 B FF 90 F FF 92 B SL 84 F FF 93 X FF 94 3-2 ① F9			3	1	0	0	1	0	0
Nick Swisher, S (1, 3) OBP: 0.350, SLG: 0.397		B SI 93 C FF 93 B FF 94 B FC 84 F SI 93 F SL 86 B SI 93 4-2 BB	B FS 84 F SI 93 S SL 86 X SL 86 1-2 1-H 2-H 3-H HR		B SI 89 B FF 90 X SI 89 2-0 2B		C FF 93 B CH 83 B FF 92 B FF 92 X FF 91 3-1 ② G6-3			3	1	2	4	1	0	0
Juan Uribe, R (1, 4) OBP: 0.267, SLG: 0.338		B SL 87 F FS 84 B SL 86 B SI 92 F SL 87 X SI 94 3-2 ③ F8	C SL 83 B FF 88 F SL 82 S SL 82 1-3 ② K		B SL 82 F FF 88 F SL 82 X FF 88 1-2 ③ F9		B FF 93 C FF 91 S CH 83 X SL 89 1-2 1B			4	0	1	0	0	1	2
31 Dewayne Wise, L (1, 8) OBP: 0.357, SLG: 0.538			X SL 83 0-0 ① F9 C SI 88 B SL 84 B SL 83 C FF 80 1-3 ③ K			C SI 86 F FF 87 B SL 80 C CH 84 1-3 ① K	C SL 85 F FF 93 F FF 92 S FF 93 0-3 ③ K			4	0	0	0	0	3	1
Inning Stats	R: 1 E: 0 K: 0 S: 14 H: 2 LOB: 0 BB: 0 P: 20	R: 0 E: 0 K: 1 S: 11 H: 0 LOB: 1 BB: 1 P: 22	R: 7 E: 1 K: 2 S: 21 H: 5 LOB: 0 BB: 2 P: 37	R: 0 K: 0 S: 9 H: 0 LOB: 1 BB: 1 P: 16	R: 0 E: 0 K: 0 S: 7 H: 1 LOB: 1 BB: 0 P: 13	R: 1 E: 0 K: 2 S: 13 H: 3 LOB: 2 BB: 0 P: 21	R: 0 E: 0 K: 1 S: 12 H: 1 LOB: 1 BB: 0 P: 19	R: 1 E: 0 K: 1 S: 13 H: 2 LOB: 1 BB: 0 P: 17		1B: 9 2B: 4 3B: 0 HR: 1 SF: 0 SAC: 0 DP: 1 HBP: 0				WP: 0 PB: 0 SB: 1 CS: 0 PA: 41		

BOTTOM

Chicago Cubs @ Chicago White Sox

U.S. Cellular Field, Chicago, IL

Fri Jun 27 2008, 4:05 PM EDT

Att. 39,132 - Cloudy - 79 F

livebaseballscorecards.com

AB	37
R	10
H	14
RBI	10
BB	4
SO	7
LOB	11

PITCHER		IP	WLS	BF	H	R	ER	SO	BB	IBB	HBP	BLK	WP	HR	S	P	ERA	WHIP
46 Ryan Dempster, R ERA: 3.26	(1, 1)	2.1	L	16	7	8	8	1	3	0	0	0	0	1	40	71	30.86	4.286
32 Jon Lieber, R ERA: 3.02	(3, 1)	3.1		15	4	1	1	3	1	0	0	0	0	0	32	53	2.70	1.500
48 Neal Cotts, L ERA: 3.6	(6, 1)	1.1		5	1	0	0	2	0	0	0	0	0	0	15	24	0.00	0.750
43 Michael Wuertz, R ERA: 2.8	(8, 1)	1.0		5	2	1	1	1	0	0	0	0	0	0	13	17	9.00	2.000

PITCHER	IP	WLS	BF	H	R	ER	SO	BB	IBB	HBP	BLK	WP	HR	S	P	ERA	WHIP

Batter	1	2	3	4	5	6	7	8	9	AB	R	H	RBI	BB	SO	LOB
1 Kosuke Fukudome, L (1, 9) OBP: 0.407, SLG: 0.436	C FF 90 B CU 72 B FF 92 C FF 91 F FF 93 B CH 81 B FF 91 4-2 25 1B 1B BB	F FF 93 C SL 86 F CH 82 B FF 93 F FF 93 S CH 75 1-3 K ③		D SL 84 F FF 92 S FF 92 B FF 92 B CH 81 F FF 92 B CH 79 4-2 25 2B 1B BB	C SL 83 S SL 84 F CH 85 B SI 94 B SL 83 S SL 83 2-3 K ③			X FF 93 0-0 G6-3 ②		3	2	0	0	2	2	2
Mark DeRosa, R (1, 7) OBP: 0.381, SLG: 0.434	B FF 92 X FF 91 1-0 25 1B 1B 1-2 1B		X FF 92 0-0 G6-3 ①	C SL 86 S SL 84 B SL 86 B FF 91 F FF 91 B FF 91 F SI 91 X FF 90 3-2 25 2B 1-2 2-H 1B		C FF 90 B FF 93 F FF 92 X SL 80 1-2 G6-3 ①		C FF 96 C FF 95 B SL 84 C FF 94 1-3 K ③		5	2	2	1	0	1	0
25 Derrek Lee, R (1, 3) OBP: 0.359, SLG: 0.509	B SL 83 X SI 94 1-0 1B 1-3 2-H 1B		B FF 91 B FF 91 S FF 90 T SL 84 X SL 82 2-2 BB 1B 1B	X SL 87 0-0 G3 1-H 2-H 2B		F FF 94 B SL 82 B FC 89 B FC 89 X FF 93 3-1 1B			C FF 95 B SL 89 X FF 96 1-1 G3-1 2B	5	0	5	3	0	0	0
Daryle Ward, L (1, 10) OBP: 0.447, SLG: 0.432	B FF 93 B SL 84 C SL 84 B CH 82 C FF 93 X SL 83 3-2 1-2 3-H 1B		C SL 82 C FF 90 B CH 83 D CH 79 X CH 78 2-2 BB 1-2 1B	X FF 90 0-0 G3 ② 2-3		C FF 95 T FF 95 F FF 96 S FF 96 0-3 K ②			B FF 96 B FC 94 F FF 94 B FF 95 X FF 94 3-1 G3-1 ① 2-3	5	0	2	1	0	1	3
16 Aramis Ramirez, R (1, 5) OBP: 0.395, SLG: 0.509	X SI 92 0-0 F9 ①		C FF 91 X SI 92 0-1 L9 ②	S B C FF 94 B F S 2-3 K ③		C FF 95 X FF 95 0-1 F9 ③			B FF 95 F FF 94 X FF 96 1-1 G6-3 ②	5	0	0	0	0	1	7
Jim Edmonds, L (1, 8) OBP: 0.322, SLG: 0.423	C CU 74 B SI 94 C SL 84 S CH 81 1-3 K ②		C CH 83 B SL 86 F CH 81 F CH 79 B CH 80 D CH 82 B FF 93 4-2 1-2 2-3 BB		B FF 91 F FF 90 X FF 91 1-1 2B 1B		B FC 87 S FF 95 S FF 95 S FF 96 1-3 K ①		C FF 97 X FF 97 0-1 G4-3 ③	4	0	1	0	1	2	3
18 Geovany Soto, R (1, 2) OBP: 0.365, SLG: 0.511	S CU 76 B SL 85 C SI 94 C CU 68 1-3 K ③		B SL 80 X SL 82 1-0 L5 ③		B FF 93 F SL 82 1 SAFE B FF 92 S FF 91 F FF 92 C FF 91 2-3 K ①		B FF 96 B FF 96 C FF 97 F FF 96 B FF 97 S FF 96 3-3 K ②			4	0	0	0	0	3	6
17 Mike Fontenot, L (1, 4) OBP: 0.333, SLG: 0.443		C FF 89 X SL 85 0-1 G3 ①		B CU 72 B SL 82 C FF 89 B SL 84 X FF 91 3-1 1B 2B	1 SAFE B CH 81 C CH 82 S SL 83 C SL 83 1-3 K ②		S FF 97 C FF 97 C FF 96 0-3 K ③			4	1	1	0	0	2	1
Ronny Cedeno, R (1, 6) OBP: 0.346, SLG: 0.367		C FF 93 S FF 93 S FF 94 0-3 K ②		F SL 84 B FF 94 F FF 91 F FF 93 D SL 81 F FF 92 D CU 76 F FF 93 S FF 92 3-3 K ①	C SL 80 F CH 84 X CH 84 0-2 1-3 2B			C FF 93 X SL 81 0-1 G6-3 ①		4	0	1	0	0	2	1
Inning Stats	R: 2 E: 0 K: 2 S: 15 H: 3 LOB: 2 BB: 1 P: 26	R: 0 E: 0 K: 2 S: 10 H: 0 LOB: 0 BB: 0 P: 11	R: 0 E: 0 K: 0 S: 13 H: 2 LOB: 3 BB: 1 P: 22	R: 3 E: 0 K: 2 S: 22 H: 3 LOB: 1 BB: 1 P: 37	R: 0 E: 0 K: 3 S: 16 H: 2 LOB: 2 BB: 0 P: 22	R: 0 E: 0 K: 1 S: 11 H: 1 LOB: 1 BB: 0 P: 15	R: 0 E: 0 K: 3 S: 9 H: 0 LOB: 0 BB: 0 P: 13	R: 0 E: 0 K: 1 S: 6 H: 0 LOB: 0 BB: 0 P: 7	R: 0 E: 0 K: 0 S: 8 H: 1 LOB: 1 BB: 0 P: 13	1B: 8 2B: 4 3B: 0 HR: 0 SF: 0 SAC: 0 DP: 0 HBP: 0						

TOP

Chicago Cubs @ Chicago White Sox

U.S. Cellular Field, Chicago, IL

Sat Jun 28 2008, 3:55 PM EDT

Att. 39,143 - Partly Cloudy - 80 F

livebaseballscorecards.com

AB	39
R	5
H	12
RBI	5
BB	3
SO	14
LOB	23

WP: 0 PB: 0 SB: 0 CS: 0 PA: 42

PITCHER		IP	WLS	BF	H	R	ER	SO	BB	IBB	HBP	BLK	WP	HR	S	P	ERA	WHIP
Javier Vazquez, R ERA: 4.49	(1, 1)	4.1		25	9	5	5	7	3	0	0	0	0	0	66	105	10.38	2.769
57 Boone Logan, L ERA: 2.22	(5, 1)	0.2		3	1	0	0	2	0	0	0	0	0	0	10	13	0.00	1.500
Nick Masset, R ERA: 3.21	(6, 1)	0.1		2	1	0	0	0	0	0	0	0	0	0	5	9	0.00	3.000
37 Matt Thornton, L ERA: 2.3	(6, 1)	1.2	W	5	0	0	0	4	0	0	0	0	0	0	15	19	0.00	0.000
71 Scott Linebrink, R ERA: 1.41	(8, 1)	1.0	H	3	0	0	0	1	0	0	0	0	0	0	6	7	0.00	0.000

PITCHER		IP	WLS	BF	H	R	ER	SO	BB	IBB	HBP	BLK	WP	HR	S	P	ERA	WHIP
45 Bobby Jenks, R ERA: 2.01	(9, 1)	1.0	S	4	1	0	0	0	0	0	0	0	0	0	8	13	0.00	1.000

Chicago Cubs @ Chicago White Sox

U.S. Cellular Field, Chicago, IL

Sat Jun 28 2008, 3:55 PM EDT

Att. 39,143 - Partly Cloudy - 80 F

livebaseballscorecards.com

BOTTOM

Batter	1	2	3	4	5	6	7	8	9	AB	R	H	RBI	BB	SO	LOB
Orlando Cabrera, R (1, 6) OBP: 0.327, SLG: 0.373	C FF 94 X SL 84 0-1 ① G5-3	B SL 85 X FF 94 1-0 2-H 2B		C FF 93 B SL 84 B SL 84 F FF 94 S SL 84 2-3 ② K		F FF 93 F FF 93 B SL 83 B FF 93 B SL 83 X FF 94 3-2 ② F8		1 SAFE C SI 93 C SI 93 D SL 86 X SL 84 1-2 ③ P2 1-2		5	0	1	1	0	1	1
12 A.J. Pierzynski, L (1, 2) OBP: 0.337, SLG: 0.426	B FF 95 X FF 93 1-0 23 HR 1B	C FF 95 F CU 76 B FF 94 C FF 94 1-3 ② K		B SL 84 B B C B 4-1 BB		F SL 82 X FF 93 0-1 ③ G4-3				3	1	1	0	1	1	1
20 Carlos Quentin, R (1, 7) OBP: 0.398, SLG: 0.538	C FF 94 F FF 94 B SL 84 B SL 86 B FF 95 C SL 86 3-3 ② K	F SL 85 B FF 95 S SL 84 X SL 86 1-2 ③ G6-3		X FF 94 0-0 ③ P4			C FF 94 S SL 81 F SL 81 F SL 82 X FF 94 0-2 HR			4	1	1	1	0	1	3
23 Jermaine Dye, R (1, 9) OBP: 0.354, SLG: 0.561	C SL 86 B FF 95 X FF 94 1-1 1-H HR		B SL 83 B SL 84 X SL 83 2-0 S 1B		C FF 93 F CU 74 B FF 93 B SL 81 X FF 94 2-2 ① P4		B FF 94 B FF 93 B SL 79 C FF 93 C SL 78 B SL 78 4-2 24 G6-3 BB			3	1	2	2	1	0	0
25 Jim Thome, L (1, 10) OBP: 0.350, SLG: 0.455	S FF 95 B FF 95 B FF 94 B CH 83 S FF 94 F FF 95 B FF 95 4-2 24 2B BB		B FF 92 X FF 92 1-0 ① F9		B FF 92 B FF 93 C FF 92 B FF 93 C FF 91 F FF 93 B CH 80 4-2 24 1B BB		C FF 94 X FF 94 0-1 ① F7			2	1	0	0	2	0	2
24 Joe Crede, R (1, 5) OBP: 0.342, SLG: 0.506	C SL 83 X SL 83 0-1 1-H 2B		C FF 93 B SL 83 B FF 93 X FF 93 2-1 ② F8		T FF 94 F FF 93 B SL 84 B SL 82 B FF 93 X FF 94 3-2 1-2 1B		B SL 82 B FF 93 C SL 79 B SL 80 S SL 80 X SL 78 3-2 ② ③ G6-3 1-2f			4	0	2	1	0	0	2
Nick Swisher, S (1, 3) OBP: 0.346, SLG: 0.391	B FF 94 F FF 93 B FF 93 B CU 74 F FF 94 F SL 85 F FF 94 F CU 75 S FF 94 3-3 ③ K		C FF 91 B FF 93 S CH 80 D CH 82 X FF 94 2-2 ③ P6 1-2		F FF 92 B CH 82 S SL 84 S FF 94 1-3 ② K			B FF 91 F FF 93 X FF 90 1-1 ① G1-4-3		4	0	0	0	0	2	4
10 Alexei Ramirez, R (1, 4) OBP: 0.324, SLG: 0.450		F SL 83 S SL 84 F FF 94 X SL 83 0-2 2B 2B		C SL 82 B FF 92 X SL 81 1-1 HR	B FF 94 C FF 94 F FF 94 F FF 95 T FF 95 1-2 ③ K			C FF 93 S FF 93 F FF 91 S FF 91 0-3 ② K		4	2	2	1	0	2	2
31 Dewayne Wise, L (1, 8) OBP: 0.344, SLG: 0.500		D SL 86 F FF 94 X CH 83 1-1 ① F9		B FF 92 C FF 93 C CH 81 F CU 74 B S 2-3 ① K		C SL 82 S CU 74 B SL 82 S FF 92 1-3 ① K		X FF 92 0-0 S 1B		4	0	1	0	0	2	1
Inning Stats	R: 3 E: 0 K: 2 S: 19 H: 3 LOB: 1 BB: 1 P: 31	R: 1 E: 0 K: 1 S: 13 H: 2 LOB: 1 BB: 0 P: 17	R: 0 E: 0 K: 0 S: 7 H: 1 LOB: 1 BB: 0 P: 14	R: 1 E: 0 K: 2 S: 11 H: 1 LOB: 1 BB: 1 P: 20	R: 0 E: 0 K: 2 S: 16 H: 1 LOB: 2 BB: 1 P: 27	R: 0 E: 0 K: 1 S: 8 H: 0 LOB: 0 BB: 0 P: 12	R: 1 E: 0 K: 0 S: 12 H: 1 LOB: 0 BB: 1 P: 19	R: 0 E: 0 K: 1 S: 10 H: 1 LOB: 1 BB: 0 P: 12		1B: 4 2B: 3 3B: 0 HR: 3 SF: 0 SAC: 0 DP: 1 HBP: 0			WP: 0 PB: 0 SB: 2 CS: 0 PA: 37	

	AB	33
	R	6
	H	10
	RBI	6
	BB	4
	SO	9
	LOB	16

PITCHER		IP	WLS	BF	H	R	ER	SO	BB	IBB	HBP	BLK	WP	HR	S	P	ERA	WHIP
Sean Gallagher, R ERA: 4.36	(1, 1)	6.0		29	8	5	5	8	3	0	0	0	0	2	74	121	7.50	1.833
49 Carlos Marmol, R ERA: 3.06	(7, 1)	1.0	L	4	1	1	1	0	1	0	0	0	0	1	12	19	9.00	2.000
48 Neal Cotts, L ERA: 3.38	(8, 1)	0.2		3	1	0	0	1	0	0	0	0	0	0	7	8	0.00	1.500
Bob Howry, R ERA: 4.66	(8, 1)	0.1		1	0	0	0	0	0	0	0	0	0	0	3	4	0.00	0.000

PITCHER	IP	WLS	BF	H	R	ER	SO	BB	IBB	HBP	BLK	WP	HR	S	P	ERA	WHIP

Batter	1	2	3	4	5	6	7	8	9	AB	R	H	RBI	BB	SO	LOB
1 Kosuke Fukudome, L (1, 9) OBP: 0.405, SLG: 0.434	X FF 87 0-0 ① P4		C SI 86 F CU 71 B FF 87 B FC 82 F SI 87 X SI 88 2-2 2 FC4-6 1B		C FF 88 S FC 81 B CH 80 B FC 81 B CU 69 X FC 83 3-2 ③ F8		B FF 85 C FC 82 C SI 89 S SI 88 1-3 ③ K			4	0	1	0	0	1	2
2 Ryan Theriot, R (1, 6) OBP: 0.390, SLG: 0.372	C FF 86 B FF 88 C FF 88 B FC 79 X CH 80 2-2 ② G4-3		1 SAFE 1 SAFE X CH 80 0-0 ① FC4-6 16 25 L4-3-6 BB 1-2f			C FF 84 F FC 84 B FF 88 F CU 73 F FF 88 X CH 79 1-2 ① G4-3		B FF 94 C FF 94 S FF 94 B SL 84 F FF 95 B FF 95 B FF 94 4-2 16 G5-4-3 BB		3	0	0	0	1	0	1
25 Derrek Lee, R (1, 3) OBP: 0.358, SLG: 0.505	S SI 87 C CH 79 S FF 90 0-3 ③ K		1 SAFE B CH 80 F FF 88 B FF 88 B FF 85 S CH 80 B FF 88 4-2 1-2 BB			C CU 69 B CH 79 B CH 77 F FF 89 S FF 89 2-3 ② K		C SI 94 B SI 95 C FO 83 S FF 95 1-3 ① K		3	0	0	0	1	3	1
16 Aramis Ramirez, R (1, 5) OBP: 0.390, SLG: 0.502		B FC 83 S CH 78 X FF 84 1-1 ① F8 C CH 81 F FF 89 B FF 88 X FF 86 1-2 ②③ L4-3-6 2-2			B CU 70 B CH 79 F FF 86 X FF 89 2-1 ③ F9		X SI 96 0-0 ②③ G5-4-3 1-2f		4	0	0	0	0	0	3
18 Geovany Soto, R (1, 10) OBP: 0.367, SLG: 0.513		B SI 87 C SI 87 X CH 80 1-1 ① 1B 2B		C CU 71 X FF 84 0-1 ① G5-3			C SI 87 F FF 83 C FF 88 0-3 ① K		C FF 93 S FF 93 B SL 83 B FF 93 B FF 93 B FF 94 4-2 2B BB	3	0	1	0	1	1	0
Mark DeRosa, R (1, 7) OBP: 0.379, SLG: 0.435		C FF 88 B FC 86 C FF 85 F FF 88 C FF 87 1-3 ② K		B SI 86 T FF 86 S CU 74 X CU 72 1-2 ② F7			S CH 79 X CH 80 0-1 E5 1B 1B		C FF 92 S SL 88 B CU 82 B CU 82 F FF 93 F SL 87 D SL 89 F FF 91 X FF 92 3-2 L3-6 1-3 2B	4	1	1	0	0	1	1
Jim Edmonds, L (1, 8) OBP: 0.325, SLG: 0.425		C FF 83 X SI 87 0-1 BB 2-3 1B		C SI 87 B CU 73 X CU 68 1-1 ③ L4			C FC 84 B FC 83 X FC 82 1-1 1B 2-3 1B		X FF 94 0-0 ①② L3-6 2-2	4	0	2	0	0	0	2
Henry Blanco, R (1, 2) OBP: 0.344, SLG: 0.350 Daryle Ward, L (9, PH) OBP: 0.438, SLG: 0.421		C SI 88 B FF 88 B FC 86 B CH 80 F FF 85 1 SAFE F CH 80 F FF 90 F FF 90 4-2 B CU 72 1-2 BB			X CH 82 0-0 G5-4-3 1B		X FF 85 0-0 ② F8		B FF 94 C FF 93 B FF 93 B FF 92 F FC 91 X FF 91 3-2 ③ G4-3	2 1	0 0	1 0	0 0	1 0	0 0	2 1
Ronny Cedeno, R (1, 4) OBP: 0.346, SLG: 0.366		X FF 85 0-0 ③ F8			B SI 84 1 SAFE F FF 84 C CH 80 X FF 88 1-2 ①② G5-4-3 1-2f		B FF 89 X FF 87 1-0 1-2 3-H 1B			3	0	1	1	0	0	4
Inning Stats	R: 0 E: 0 K: 1 S: 7 H: 0 LOB: 0 BB: 0 P: 9	R: 0 E: 0 K: 1 S: 16 H: 2 LOB: 3 BB: 1 P: 23	R: 0 E: 0 K: 0 S: 10 H: 1 LOB: 1 BB: 1 P: 17	R: 0 E: 0 K: 0 S: 7 H: 0 LOB: 0 BB: 0 P: 9	R: 0 E: 0 K: 0 S: 7 H: 1 LOB: 0 BB: 0 P: 11	R: 0 E: 0 K: 1 S: 10 H: 0 LOB: 0 BB: 0 P: 15	R: 1 E: 1 K: 2 S: 12 H: 2 LOB: 2 BB: 0 P: 15	R: 0 E: 0 K: 1 S: 7 H: 0 LOB: 0 BB: 1 P: 12	R: 0 E: 0 K: 0 S: 12 H: 1 LOB: 1 BB: 1 P: 22	1B: 5 2B: 4 3B: 0 HR: 0	SF: 0 SAC: 0 DP: 4 HBP: 0			WP: 0 PB: 0 SB: 0 CS: 0	PA: 35		

PITCHER		IP	WLS	BF	H	R	ER	SO	BB	IBB	HBP	BLK	WP	HR	S	P	ERA	WHIP
56 Mark Buehrle, L ERA: 3.79	(1, 1)	7.0	W	28	6	1	0	5	2	0	0	0	0	0	69	99	0.00	1.143
71 Scott Linebrink, R ERA: 1.36	(8, 1)	1.0	H	3	0	0	0	1	1	0	0	0	0	0	7	12	0.00	1.000
45 Bobby Jenks, R ERA: 1.95	(9, 1)	1.0		4	1	0	0	0	1	0	0	0	0	0	12	22	0.00	2.000

PITCHER	IP	WLS	BF	H	R	ER	SO	BB	IBB	HBP	BLK	WP	HR	S	P	ERA	WHIP

TOP

Chicago Cubs @ Chicago White Sox

U.S. Cellular Field, Chicago, IL

Sun Jun 29 2008, 8:05 PM EDT

Att. 39,573 - Cloudy - 69 F

livebaseballscorecards.com

AB	31
R	1
H	7
RBI	1
BB	4
SO	6
LOB	17

Batter	1	2	3	4	5	6	7	8	9	AB	R	H	RBI	BB	SO	LOB
Orlando Cabrera, R (1, 6) OBP: 0.323, SLG: 0.369	C FF 88 X FF 89 0-1 F8		C FF 89 X CH 85 0-1 G5-3		C FF 87 X CU 71 0-1 G4-3		X SL 85 0-0 G4-3			4	0	0	0	0	0	1
12 A.J. Pierzynski, L (1, 2) OBP: 0.336, SLG: 0.422	S FF 90 C CH 86 B SL 85 B FF 90 X FF 88 2-2 G4-3		B FF 89 B FF 90 X SL 86 2-0 G3-1		C CU 72 F CU 72 H FF 88 1-2 HBP			L SI 84 C SI 94 X SI 87 0-2 G5-3		3	0	0	0	0	0	0
20 Carlos Quentin, R (1, 7) OBP: 0.396, SLG: 0.544	B CH 86 C SL 87 S CH 85 F FF 90 B CU 74 X FF 89 2-2 P3			X CH 84 0-0 HR	X SL 84 0-0 F9			B CH 84 F CU 83 B SI 96 X SI 94 2-1 G6-3		4	1	1	1	0	0	1
23 Jermaine Dye, R (1, 9) OBP: 0.356, SLG: 0.558		B FF 88 C SL 86 X FF 89 1-1 25 1B 1B		B FF 87 C CH 84 B SL 88 F SL 87 S CU 73 2-3 K		C SL 83 C CU 72 B SL 86 F CU 72 C SL 84 1-3 K		B SI 96 B CH 85 B CH 84 C SI 94 B SI 94 4-1 25 HR BB		3	1	1	0	1	2	0
25 Jim Thome, L (1, 10) OBP: 0.352, SLG: 0.469		F FF 88 B CU 73 F FF 88 F FF 89 1 SAFE B CU 72 X SL 86 2-2 1-3 1B		C CU 72 S CU 73 X FF 89 0-2 F8		C CU 71 C FF 87 F CU 71 X CU 73 0-2 F9		C SI 94 F SI 94 B SI 87 F SI 96 B SI 96 F SI 87 X SI 96 2-2 1-H HR		4	1	2	2	0	0	0
24 Joe Crede, R (1, 5) OBP: 0.340, SLG: 0.502		C SL 86 F FF 90 B SL 86 F FF 90 S SL 85 1-3 K		X FF 88 0-0 G5-3		C SL 85 B CU 71 X CU 70 1-1 G5-3		B SI 97 F CH 85 S SI 95 X SI 96 1-2 10 WP PB 1B		4	0	1	0	0	1	2
Nick Swisher, S (1, 3) OBP: 0.351, SLG: 0.392		F SL 87 D CU 75 B SL 86 X SL 86 2-1 F7		F SL 84 B CU 70 B CH 84 B SL 86 B SI 87 4-1 32 HR BB			B SL 83 B SL 86 S SL 85 F SL 85 B CU 71 F SL 85 X SL 86 3-2 10 SH1-3 1B	B SI 86 B CH 84 S SI 94 F SI 94 B SI 95 F SI 86 H SI 95 4-2 1-2 HBP		2	1	1	0	1	0	2
10 Alexei Ramirez, R (1, 4) OBP: 0.319, SLG: 0.443		X SL 88 0-0 P3		C FF 88 1 SAFE X CH 84 0-1 F8			1 SAFE X SL 86 0-0 SH1-3 1-2	S FF 87 B SL 87 B SL 86 F SL 86 F SL 88 B FF 92 X SL 86 3-2 F7 2-3		3	0	0	0	0	0	5
32 Brian Anderson, R (1, 8) OBP: 0.262, SLG: 0.397			C CH 83 F SI 89 S CU 72 0-3 K	1 SAFE C SL 85 B SL 86 X CH 84 1-1 1-H HR			B SL 84 B SL 85 B SL 85 C CH 86 F SL 86 C CU 71 3-3 K			3	1	1	2	0	2	1
Inning Stats	R: 0 E: 0 K: 0 S: 9 H: 0 LOB: 0 BB: 0 P: 13	R: 0 E: 0 K: 1 S: 13 H: 2 LOB: 2 BB: 0 P: 19	R: 0 E: 0 K: 1 S: 6 H: 0 LOB: 0 BB: 0 P: 8	R: 1 E: 0 K: 1 S: 8 H: 1 LOB: 0 BB: 0 P: 10	R: 2 E: 0 K: 0 S: 10 H: 1 LOB: 1 BB: 1 P: 16	R: 0 E: 0 K: 1 S: 10 H: 0 LOB: 0 BB: 0 P: 12	R: 0 E: 0 K: 1 S: 9 H: 1 LOB: 1 BB: 0 P: 15	R: 2 E: 0 K: 0 S: 21 H: 2 LOB: 2 BB: 1 P: 37		1B: 4 2B: 0 3B: 0 HR: 3 SF: 0 SAC: 1 DP: 0 HBP: 2					WP: 1 PB: 1 SB: 0 CS: 0 PA: 35	

PITCHER	IP	WLS	BF	H	R	ER	SO	BB	IBB	HBP	BLK	WP	HR	S	P	ERA	WHIP
45 Sean Marshall, L (1, 1) ERA: 4.87	7.0	L	28	5	3	3	5	1	0	1	0	0	2	65	93	3.86	0.857
58 Jose Ascanio, R (8, 1) ERA: 4.76	0.2		6	2	2	2	0	1	0	1	0	0	1	17	30	27.00	4.500
43 Michael Wuertz, R (8, 1) ERA: 2.78	0.1		1	0	0	0	0	0	0	0	0	1	0	4	7	0.00	0.000

PITCHER	IP	WLS	BF	H	R	ER	SO	BB	IBB	HBP	BLK	WP	HR	S	P	ERA	WHIP

BOTTOM

Chicago Cubs @ Chicago White Sox

U.S. Cellular Field, Chicago, IL

Sun Jun 29 2008, 8:05 PM EDT

Att. 39,573 - Cloudy - 69 F

livebaseballscorecards.com

AB	30
R	5
H	7
RBI	5
BB	2
SO	5
LOB	12

Batter	1	2	3	4	5	6	7	8	9	AB	R	H	RBI	BB	SO	LOB
1 Kosuke Fukudome, L (1, 9) OBP: 0.404, SLG: 0.430	C SI 86 B SI 86 C SL 75 S SL 78 1-3 K ①	F SI 86 F SL 78 B SL 78 B SI 86 X CU 71 2-2 1-2 2-H 1B		B SI 84 C SI 85 X SL 75 1-1 G3 ①		B FF 89 B FF 90 B FF 92 C FF 90 X FF 90 3-1 G6-3 ①		C FF 94 C CH 86 B CU 80 B CU 81 S FF 95 2-3 K ①	B FF 92 B FF 92 F FF 92 B FF 92 B FF 90 4-1 2 WP BB	5	0	1	1	1	2	0
2 Ryan Theriot, R (1, 6) OBP: 0.392, SLG: 0.370	B SI 86 F SI 86 B SI 86 B SI 86 C SI 86 B CH 74 4-2 25 BB BB	B CU 71 F SI 87 B SI 87 B CH 73 F SI 87 X CH 75 3-2 G1-3 ③		F SI 85 F SI 86 B SL 78 B SI 85 F CH 74 X CU 69 2-2 G5-3 ②		B SL 85 X FF 92 1-0 25 FC6-4 1B		B CU 78 B FF 94 B FF 92 C FF 92 B FF 93 4-1 18 BB 25 BB HR BB	C FF 92 B CH 85 B FF 92 C FF 92 F FF 92 F CU 71 S CU 71 2-3 K ② 1-2	4	1	1	0	2	1	3
25 Derrek Lee, R (1, 3) OBP: 0.358, SLG: 0.498	B SI 86 B CH 73 B SI 86 B SI 86 4-0 1-2 BB	F SI 86 B SI 86 X CU 72 1-1 L9 ①	C SI 85 B SI 86 X SI 85 1-1 F8 ③			X FF 89 0-0 FC6-4 18 FC5-4 ② 1-2f		B FF 92 B FF 93 S FF 95 F FF 94 B FF 94 B FF 93 4-2 1-2 18 BB HR BB	B FF 91 B FF 92 F FF 91 C FF 92 S FF 92 2-3 K ③	4	1	0	0	2	1	2
18 Geovany Soto, R (1, 2) OBP: 0.371, SLG: 0.517	B SI 86 X SI 85 1-0 F8 ②	X SI 86 0-0 BB 2B 1B			B CH 73 C CH 72 C CU 69 X SL 76 1-2 HR 2B	B FF 92 B FF 90 X FF 91 2-0 FC5-4 ③ 1-2f		B FF 93 B FF 93 C FF 93 D CH 86 F FF 94 F FF 93 F FF 94 B FF 94 4-2 1-2 2-3 HR BB		4	3	2	0	1	0	3
Mark DeRosa, R (1, 5) OBP: 0.386, SLG: 0.462	C SI 86 F SI 86 C CH 72 0-3 K ③	B SI 85 B SI 85 B SI 85 B SI 85 4-0 1-2 2B BB			F SI 85 B CH 74 B SL 77 C CH 74 F SL 77 B SI 86 X SI 85 3-2 2-H HR 2B		C FC 88 B SL 85 B FF 90 F FF 90 X FF 92 2-2 FC4-6 1B	B CU 78 X FF 94 1-0 1-H 2-H 3-H HR		4	3	3	6	1	1	2
Jim Edmonds, L (1, 8) OBP: 0.323, SLG: 0.416		B B S B B 4-1 E 1 1B BB	F SI 86 T SI 85 B FC 79 F SL 78 F SI 85 S SL 79 1-3 K ②		C SL 76 C CU 70 B SI 84 F SI 86 F SL 77 B SI 87 F SL 76 X CH 74 2-2 G4-3 ①		B FF 89 C FF 89 F FF 91 D CH 83 X FF 89 2-2 1-2f FC4-6 ①	B CH 87 B FF 92 B FF 93 C FF 92 S FF 92 X FF 93 3-2 G4-3 ②		4	1	0	0	1	1	3
Matt Murton, R (1, 7) OBP: 0.303, SLG: 0.323		B CH 73 C CH 72 X SI 85 1-1 F9 ①	C SI 85 F SI 85 F SL 78 X CU 73 0-2 1-H 2-H 2B		B SI 86 F SI 84 B SI 85 X CH 73 2-1 G6-3 ②		C FC 89 B FF 92 H FF 90 2-1 HBP	C CU 78 F CH 87 B FF 94 X FF 91 1-2 2B		4	0	2	2	0	0	1
Ronny Cedeno, R (1, 4) OBP: 0.348, SLG: 0.362		B SI 86 C CH 73 F SI 86 F CU 72 X CU 72 1-2 FC5 1 1B 1-2	I IN 66 I IN 72 I IN 72 I IN 67 4-0 IBB		X CH 74 0-0 1B		C CU 76 F FC 88 F SL 84 C SL 83 0-3 K ②	C CU 76 F FF 91 D CU 78 B CU 79 C CU 78 2-3 K ③		4	0	1	0	1	2	4
30 Ted Lilly, L (1, 1) OBP: 0.242, SLG: 0.250 34 Kerry Wood, R (9, 1)		B SI 85 C SI 86 L SI 85 L CU 71 1-3 K ②	S SL 78 C SL 79 F FC 80 B CU 72 S SL 79 1-3 K ③		S SI 85 L SI 86 S SI 85 0-3 K ③		F FF 90 F FF 90 S CH 84 0-3 K ③		B F B FF 91 C FF 91 S FF 92 2-3 K ①	5 0	0 0	0 0	0 0	0 0	5 0	7 0
Inning Stats	R: 0 E: 0 K: 2 S: 9 H: 0 LOB: 2 BB: 2 P: 19	R: 1 E: 1 K: 1 S: 16 H: 1 LOB: 2 BB: 1 P: 28	R: 2 E: 0 K: 2 S: 16 H: 2 LOB: 2 BB: 2 P: 27	R: 0 E: 0 K: 0 S: 8 H: 0 LOB: 0 BB: 0 P: 12	R: 2 E: 0 K: 1 S: 19 H: 3 LOB: 1 BB: 0 P: 27	R: 0 E: 0 K: 0 S: 5 H: 1 LOB: 1 BB: 0 P: 11	R: 0 E: 1 K: 2 S: 14 H: 1 LOB: 2 BB: 0 P: 20	R: 4 E: 0 K: 2 S: 21 H: 2 LOB: 1 BB: 3 P: 42	R: 0 E: 0 K: 3 S: 12 H: 0 LOB: 1 BB: 1 P: 22	1B: 5 2B: 3 3B: 0 HR: 2 SF: 0 SAC: 0 DP: 0 HBP: 1						

PITCHER		IP	WLS	BF	H	R	ER	SO	BB	IBB	HBP	BLK	WP	HR	S	P	ERA	WHIP
75 Barry Zito, L ERA: 5.99	(1, 1)	5.0	L	27	6	5	4	6	4	1	0	0	0	1	68	113	7.20	2.000
22 Keiichi Yabu, R ERA: 3.27	(6, 1)	2.0		9	2	0	0	2	0	0	1	0	0	0	19	31	0.00	1.000
34 Billy Sadler, R ERA: 4.94	(8, 1)	1.0		8	2	4	4	2	3	0	0	0	0	1	21	42	36.00	5.000
43 Alex Hinshaw, L ERA: 2.95	(9, 1)	1.0		4	0	0	0	3	1	0	0	0	1	0	12	22	0.00	1.000

PITCHER	IP	WLS	BF	H	R	ER	SO	BB	IBB	HBP	BLK	WP	HR	S	P	ERA	WHIP

TOP

Chicago Cubs @ San Francisco Giants

AT&T Park, San Francisco, CA

Mon Jun 30 2008, 7:15 PM PDT

Att. 35,311 - Partly Cloudy - 60 F

livebaseballscorecards.com

AB	38
R	9
H	10
RBI	9
BB	9
SO	13
LOB	25

WP: 1 PA: 48
PB: 0
SB: 0
CS: 0

BOTTOM

Chicago Cubs @ San Francisco Giants

AT&T Park, San Francisco, CA

Mon Jun 30 2008, 7:15 PM PDT

Att. 35,311 - Partly Cloudy - 60 F

livebaseballscorecards.com

Batter	1	2	3	4	5	6	7	8	9	AB	R	H	RBI	BB	SO	LOB
14 Fred Lewis, L (1, 7) OBP: 0.360, SLG: 0.458	B FF 84 B FF 83 B SL 81 C CH 82 B SL 81 4-1 G6-4-3 BB	C SL 82 B CU 71 B CH 83 B SI 83 X CH 80 3-1 CS 1B	F SL 82 B CU 71 X SI 84 1-1 ③ G1-3	C SI 84 C CU 70 X CU 71 0-2 ② G4-3					3	0	1	0	1	0	1
Jose Castillo, R (1, 5) OBP: 0.314, SLG: 0.421	C SI 86 ① 1 SAFE ② X CH 82 0-1 G6-4-3 1-2f	1 SAFE B SI 88 F FF 87 1 SAFE S SI 89 S SI 89 1-3 ②③ K 1-2	X FF 86 0-0 ① P4	C CU 70 B CU 70 B CH 78 X 2-1 ③ G1-3						4	0	0	0	0	1	2
2 Randy Winn, S (1, 9) OBP: 0.360, SLG: 0.426	L CH 80 S CH 76 B CH 78 S CH 77 1-3 ③ K	B SL 82 C SL 82 B CU 69 B SI 86 X SL 82 3-1 ① G6-3	C SL 82 X CH 77 0-1 ② G5-3				C FF 86 X CU 70 0-1 21 1B 2B 1B		4	1	1	0	0	1	0
1 Bengie Molina, R (1, 2) OBP: 0.333, SLG: 0.440 43 Alex Hinshaw, L (9, 1) 21 John Bowker, L (9, PH) OBP: 0.319, SLG: 0.465	B FF 83 B SI 84 X SI 84 2-0 28 FC5 1B 1B	C SI 86 X CH 76 0-1 ② G5-3	C CH 82 X CU 70 0-1 ③ F8				C CH 83 F CH 82 F FF 89 B FF 86 F CU 72 F FF 90 F CU 71 F FF 89 X SL 83 1-2 2B 1B		3 0 1	0 0 1	1 0 1	0 0 0	0 0 0	0 0 0	0 0 0
33 Aaron Rowand, R (1, 8) OBP: 0.358, SLG: 0.463	B FF 84 F FF 85 F SI 87 B CU 68 C FF 88 2-3 ① K	F SI 86 S CH 78 X CH 76 0-2 2B	B CU 67 C CU 68 X CU 67 1-1 ① G6-3				C FF 95 B CU 81 F FF 96 B CU 80 S CU 82 2-3 ① K		4	0	1	0	0	2	3
Rich Aurilia, R (1, 3) OBP: 0.352, SLG: 0.437	B SL 83 C SL 82 X FF 88 1-1 28 FC5 1-2 1B	C FF 85 F SI 90 F SL 85 F SI 90 S SL 84 0-3 ③ K	B CU 69 S CH 83 B CH 84 X SL 83 2-1 ② G6-3				B SL 95 B FF 95 X FF 94 2-0 1-H 2-H 2B		4	0	2	2	0	1	1
28 Travis Denker, R (1, 4) OBP: 0.361, SLG: 0.563	C CH 78 F CU 70 B FF 89 X CU 71 1-2 ② FC5 1-2 2-3f	F SI 85 B CH 77 S CH 78 S CH 78 1-3 ① K	B CU 70 X SI 86 1-0 1B				F FF 95 B FF 95 F FF 94 B FF 93 B CU 80 F FF 95 F FF 93 B FF 93 4-2 BB		3	0	1	0	1	1	2
7 Emmanuel Burriss, S (1, 6) OBP: 0.342, SLG: 0.340	C FF 88 X SI 88 0-1 ③ P3	C SI 86 C CU 71 X SI 88 0-2 ② G4-3	X SI 88 0-0 ③ P4				F FF 94 B FF 93 C FF 95 F FF 95 B CU 78 S CU 80 2-3 ② K		4	0	0	0	0	1	5
75 Barry Zito, L (1, 1) OBP: 0.182, SLG: 0.100 49 Brian Horwitz, R (5, PH) OBP: 0.310, SLG: 0.389 22 Keiichi Yabu, R (6, 1) 34 Billy Sadler, R (8, 1) 20 Steve Holm, R (8, PH) OBP: 0.321, SLG: 0.357 (9, 2)	C FF 83 C SI 84 X CU 70 0-2 ① F9	B SI 88 F SI 87 B FF 88 B SL 83 C FF 87 B SL 82 4-2 BB						B SI 82 F CH 82 B CU 68 B FF 84 F SL 83 X SL 85 3-2 ① G5-3	B CU 79 S FF 94 C FF 95 F FF 94 D CU 80 X FF 95 2-2 ③ L8	1 0 0 0 2	0 0 0 0 0	0 0 0 0 0	0 1 0 0 0	0 0 0 0 0	0 0 0 0 2	0 0 0 0 2
Inning Stats	R: 0 E: 0 K: 1 S: 6 H: 0 LOB: 0 BB: 1 P: 11	R: 0 E: 0 K: 1 S: 11 H: 2 LOB: 2 BB: 0 P: 17	R: 0 E: 0 K: 1 S: 8 H: 1 LOB: 0 BB: 0 P: 12	R: 0 E: 0 K: 1 S: 12 H: 1 LOB: 1 BB: 0 P: 15	R: 0 E: 0 K: 1 S: 10 H: 0 LOB: 1 BB: 1 P: 16	R: 0 E: 0 K: 0 S: 5 H: 0 LOB: 0 BB: 0 P: 5	R: 0 E: 0 K: 0 S: 6 H: 1 LOB: 1 BB: 0 P: 10	R: 0 E: 0 K: 0 S: 8 H: 0 LOB: 0 BB: 0 P: 13	R: 2 E: 0 K: 2 S: 26 H: 3 LOB: 2 BB: 1 P: 39	1B: 6 2B: 2 3B: 0 HR: 0 SF: 0 SAC: 0 DP: 1 HBP: 0						WP: 0 PB: 0 SB: 0 CS: 1 PA: 36

PITCHER		IP	WLS	BF	H	R	ER	SO	BB	IBB	HBP	BLK	WP	HR	S	P	ERA	WHIP
30 Ted Lilly, L ERA: 4.56	(1, 1)	8.0	W	31	7	2	2	5	2	0	0	0	0	0	76	110	2.25	1.125
34 Kerry Wood, R ERA: 2.43	(9, 1)	1.0		5	1	0	0	2	1	0	0	0	0	0	16	28	0.00	2.000

PITCHER	IP	WLS	BF	H	R	ER	SO	BB	IBB	HBP	BLK	WP	HR	S	P	ERA	WHIP

Chicago Cubs @ San Francisco Giants

AT&T Park, San Francisco, CA

Tue Jul 01 2008, 7:15 PM PDT

Att. 33,858 - Clear - 60 F

livebaseballscorecards.com

Batter	1	2	3	4	5	6	7	8	9	AB	R	H	RBI	BB	SO	LOB
1 Kosuke Fukudome, L (1, 9) OBP: 0.399, SLG: 0.424	C FF 91 C FF 92 B FF 92 B FF 92 B FF 92 F FF 92 X FF 92 3-2 E5 25 1B		B FF 91 C CH 85 C CH 85 F FF 92 B FF 92 F SL 84 S 2-3 ② K			C CH 84 B CH 86 F FF 92 B CU 75 S SL 84 2-3 ① K		C CH 86 C CH 86 F FF 93 C FF 94 0-3 ② K		4	0	0	0	0	3	0
Mark DeRosa, R (1, 5) OBP: 0.381, SLG: 0.455	B FF 92 X FF 92 1-0 ① F8		C SL 84 X CU 77 0-1 ③ F9			C SL 85 F FF 92 B FF 92 S FF 92 1-3 ② K		B FF 93 X FF 93 1-0 ③ G5-3		4	0	0	0	0	1	1
25 Derrek Lee, R (1, 3) OBP: 0.362, SLG: 0.506	B FF 92 X FF 91 1-0 G4-6-3 1-2 1B			B FF 92 C FF 91 B SL 83 B FF 92 B FF 92 4-1 BB		X FF 92 0-0 ③ L7			C FF 95 B SL 88 S FF 95 X FF 96 1-2 18 1B 3B	3	1	2	0	1	0	0
Daryle Ward, L (1, 7) OBP: 0.423, SLG: 0.429	B CU 77 C CH 86 F CH 86 F FF 93 X CH 88 1-2 ②③ G4-6-3 1-2f			F FF 91 D CU 75 F CH 85 S SL 85 1-3 ① K			B CH 85 B FF 90 X FF 90 2-0 2B		F FF 96 X FF 96 0-1 ① P5	4	0	1	0	0	1	4
18 Geovany Soto, R (1, 2) OBP: 0.369, SLG: 0.513		C FF 91 X SL 85 0-1 ① G5-3		C SL 85 B SL 84 X FF 92 1-1 ② F9			C CU 74 B FF 90 F SL 82 C FF 92 1-3 ① K		B SL 84 F SL 89 F FF 98 X FF 98 1-2 17 1B 3-H 1B	4	0	1	1	0	1	2
Jim Edmonds, L (1, 8) OBP: 0.321, SLG: 0.409		B FF 91 C CU 75 B FF 92 F CH 86 B FF 93 F FF 93 B CH 88 4-2 FC4 BB		B FF 90 B CH 85 B FF 91 C FF 92 X CH 86 3-1 G3			S FF 92 S FF 91 B FF 92 X FF 91 1-2 ② F8		C FF 97 X FF 97 0-1 ② F8	3	0	0	0	1	0	3
17 Mike Fontenot, L (1, 4) OBP: 0.338, SLG: 0.441		C FF 91 B FF 91 S CH 85 S CH 86 1-3 ② K			B FF 89 C FF 90 B CH 86 B FF 92 X FF 91 3-1 ① F8		B CH 85 S CH 85 B CU 74 B CH 85 C CH 86 B SL 83 4-2 BB		B FF 97 B FF 96 C FF 96 B FF 97 X FF 97 3-1 1-2 1B	3	0	1	0	1	1	1
Ronny Cedeno, R (1, 6) OBP: 0.343, SLG: 0.357 2 Ryan Theriot, R (7, PH) OBP: 0.389, SLG: 0.368 (7, 6)		C FF 92 F FF 92 B SL 84 F FF 93 X CU 77 1-2 ③ FC4 1-2f			B FF 92 T FF 92 S FF 92 S FF 93 1-3 ② K		C FF 91 F FF 92 B FF 93 C FF 94 1-3 ③ K		B FF 98 F FF 97 B FF 96 F FF 97 F FF 98 F FF 98 F CU 82 S FF 97 2-3 ③ K	2	0	0	0	0	1	1
										2	0	0	0	0	2	4
Jason Marquis, L (1, 1) OBP: 0.229, SLG: 0.242 4 Eric Patterson, L (8, PH) OBP: 0.326, SLG: 0.351 Bob Howry, L (8, 1)			X FF 91 0-0 ① F7		C FF 92 X CH 87 0-1 ③ G4-3			C FF 92 B FF 92 F CH 86 B FF 93 C CU 75 2-3 ① K		2	0	0	0	0	0	0
										1	0	0	0	0	1	0
										0	0	0	0	0	0	0

Inning Stats	1	2	3	4	5	6	7	8	9
	R: 0 E: 1 K: 0 S: 10	H: 1 LOB: 1 BB: 0 P: 16	R: 0 E: 0 K: 1 S: 12	H: 0 LOB: 1 BB: 1 P: 18	R: 0 E: 0 K: 1 S: 8	H: 0 LOB: 0 BB: 0 P: 10	R: 0 E: 0 K: 1 S: 8	H: 0 LOB: 1 BB: 1 P: 17	R: 0 E: 0 K: 1 S: 7	H: 0 LOB: 0 BB: 0 P: 11	R: 0 E: 0 K: 2 S: 7	H: 0 LOB: 0 BB: 0 P: 10	R: 0 E: 0 K: 2 S: 12	H: 1 LOB: 2 BB: 1 P: 21	R: 0 E: 0 K: 2 S: 8	H: 0 LOB: 0 BB: 0 P: 11	R: 1 E: 0 K: 1 S: 18	H: 3 LOB: 2 BB: 0 P: 25

	AB	R	H	RBI	BB	SO	LOB
TOP	32	1	5	1	3	11	16

	1B	SF	WP	PA
	3	0	0	35
	2B	SAC	PB	
	1	0	0	
	3B	DP	SB	
	1	1	0	
	HR	HBP	CS	
	0	0	0	

PITCHER		IP	WLS	BF	H	R	ER	SO	BB	IBB	HBP	BLK	WP	HR	S	P	ERA	WHIP
18 Matt Cain, R ERA: 4.13	(1, 1)	8.0	W	29	2	0	0	10	3	0	0	0	0	0	72	114	0.00	0.625
38 Brian Wilson, R ERA: 4.41	(9, 1)	1.0	S	6	3	1	1	1	0	0	0	0	0	0	18	25	9.00	3.000

PITCHER		IP	WLS	BF	H	R	ER	SO	BB	IBB	HBP	BLK	WP	HR	S	P	ERA	WHIP

Batter	1	2	3	4	5	6	7	8	9	AB	R	H	RBI	BB	SO	LOB
14 Fred Lewis, L (1, 7) OBP: 0.362, SLG: 0.463	C SI 90 B SL 86 B SL 84 X SL 85 2-1 2 FC6 BB 1 S 1B		B SI 90 B SI 90 C SI 90 B SL 87 F SI 90 F SI 89 X SI 89 3-2 ① F7			X SI 89 0-0 G4-3 2 1B 2B	C SI 90 F SL 86 S SI 90 0-3 ③ K			4	2	2	0	0	1	1
Ray Durham, S (1, 4) OBP: 0.384, SLG: 0.406	B SI 91 C SI 90 F SL 88 B SI 90 B SL 86 1 SAFE 1 SAFE B SI 91 4-2 2 FC6 1-2 BB		L SI 91 F SL 88 B SI 91 X SL 81 1-2 ② F7			X SI 90 0-0 ① G4-3 2-3		B FF 90 C FF 90 X FF 91 1-1 2B		3	0	1	0	1	0	1
2 Randy Winn, S (1, 9) OBP: 0.359, SLG: 0.423	X SI 91 0-0 ① FC6 1 G4-3 1 S 1-2f 2-3		C CH 85 C SI 91 F SL 81 B SI 92 B SI 86 S SL 84 2-3 ③ K			X SI 90 0-0 33 BB 3-H 1B		F FF 89 D SL 83 X FF 90 1-1 ① P6		4	0	1	1	0	1	3
1 Bengie Molina, R (1, 2) OBP: 0.329, SLG: 0.433	C SI 91 S SI 92 B SI 91 X SI 91 1-2 ② G4-3 1-3 3-H			C SI 90 X SL 86 0-1 ① G1-3		F SL 86 1 SAFE F SI 90 F SI 91 X SI 90 0-2 ② F9		C SL 82 F SL 82 F FF 91 X SL 82 0-2 ② F9		4	0	0	0	0	0	3
33 Aaron Rowand, R (1, 8) OBP: 0.360, SLG: 0.460	C SI 92 B SI 91 S SI 91 B SI 90 D SI 87 D SL 86 4-2 BB			X SI 90 0-0 ② F9		B SL 80 C SI 90 P PO 87 S SL 79 F SL 80 B SI 91 F SI 91 B SI 91 4-2 1-2 BB		B SL 81 X FF 90 1-0 ③ G6-3		2	0	0	0	2	0	1
21 John Bowker, L (1, 3) OBP: 0.315, SLG: 0.458	B SI 91 B SI 91 X SI 92 2-0 ③ G4-3			C SL 87 F S 0-3 ③ K		B SI 90 B SI 90 D SI 89 F SI 89 F SI 91 S SI 92 3-3 ③ K				3	0	0	0	0	2	4
Jose Castillo, R (1, 5) OBP: 0.311, SLG: 0.416		X SI 90 0-0 ① F9			F SI 90 X SL 86 0-1 ① G5-3		X SL 85 0-0 ① G3-1			3	0	0	0	0	0	0
Omar Vizquel, S (1, 6) OBP: 0.229, SLG: 0.176		B SI 90 C SI 91 B SL 86 B SI 90 C SI 90 X SI 91 3-2 ② F9			C SI 91 X SI 91 0-1 ② F8		M SI 89 X SI 88 0-1 ② G3			3	0	0	0	0	0	0
18 Matt Cain, R (1, 1) OBP: 0.257, SLG: 0.406 38 Brian Wilson, R (9, 1)		C SI 91 B SI 92 F SI 90 C SL 83 1-3 ③ K			B SI 90 C SI 91 F SL 84 B SI 91 F SI 90 F SL 83 X SI 91 2-2 ③ F8		C SI 89 X SI 90 0-1 1B			3 0 1 0 0 1 0 0 0 0 0 0 0 0						
Inning Stats	R: 1 H: 1 E: 0 LOB: 2 K: 0 BB: 2 S: 11 P: 24	R: 0 H: 0 E: 0 LOB: 0 K: 1 BB: 0 S: 7 P: 11	R: 0 H: 0 E: 0 LOB: 0 K: 1 BB: 0 S: 11 P: 17	R: 0 H: 0 E: 0 LOB: 0 K: 1 BB: 0 S: 6 P: 6	R: 0 H: 0 E: 0 LOB: 0 K: 0 BB: 0 S: 9 P: 11	R: 1 H: 2 E: 0 LOB: 2 K: 1 BB: 1 S: 15 P: 21	R: 0 H: 1 E: 0 LOB: 1 K: 1 BB: 0 S: 8 P: 8	R: 0 H: 1 E: 0 LOB: 1 K: 0 BB: 0 S: 9 P: 12		1B: 3 SF: 0 2B: 2 SAC: 0 3B: 0 DP: 0 HR: 0 HBP: 0						

PITCHER		IP	WLS	BF	H	R	ER	SO	BB	IBB	HBP	BLK	WP	HR	S	P	ERA	WHIP
Jason Marquis, R ERA: 4.78	(1, 1)	7.0	L	28	4	2	2	5	3	0	0	0	0	0	67	98	2.57	1.000
Bob Howry, R ERA: 4.54	(8, 1)	1.0		4	1	0	0	0	0	0	0	0	0	0	9	12	0.00	1.000

PITCHER	IP	WLS	BF	H	R	ER	SO	BB	IBB	HBP	BLK	WP	HR	S	P	ERA	WHIP

BOTTOM

Chicago Cubs @ San Francisco Giants

AT&T Park, San Francisco, CA

Tue Jul 01 2008, 7:15 PM PDT

Att. 33,858 - Clear - 60 F

livebaseballscorecards.com

AB	29
R	2
H	5
RBI	1
BB	3
SO	5
LOB	13

PA: 32

TOP

Chicago Cubs @ San Francisco Giants

AT&T Park, San Francisco, CA

Wed Jul 02 2008, 7:15 PM PDT

Att. 41,345 - Partly Cloudy - 56 F

livebaseballscorecards.com

Batter	1	2	3	4	5	6	7	8	9	AB	R	H	RBI	BB	SO	LOB
1 Kosuke Fukudome, L (1, 9) OBP: 0.397, SLG: 0.420	X FC 87 0-0 ① F7		C CH 81 X SI 87 0-1 ① G5-3		C FF 87 C CH 83 B CU 71 B FC 88 X SL 80 2-2 ② F8		B FF 87 X SL 81 1-0 25 S 2 HBP 18 1B 1B	F FF 92 B FF 92 B CH 80 C FF 91 X FF 92 2-2 ③ G6-3		5	1	1	0	0	0	0
2 Ryan Theriot, R (1, 6) OBP: 0.390, SLG: 0.364	C FF 87 B FC 89 B FC 88 B SL 82 B FC 89 4-1 18 E 18 S BB		C SL 81 X FC 88 0-1 ② G2-3		B SL 83 B SL 81 X FC 88 2-0 ③ P4		B SL 78 1 SAFE F FF 87 1 SAFE 1 SAFE L FF 87 F FF 89 H SI 87 2-2 25 S 18 1B 1-2 HBP		C FC 91 B SL 85 F SL 84 B FF 92 F FF 91 B SL 82 F FF 91 X FC 89 3-2 ① F9	3	1	0	0	1	0	0
25 Derrek Lee, R (1, 3) OBP: 0.360, SLG: 0.501	B FC 88 D SL 82 C FC 87 B FC 88 F FC 88 F FC 88 X SL 82 3-2 ② L9		B FC 89 X SL 83 1-0 1B			B FC 87 F FF 86 B FC 89 X FF 86 2-1 ① G5-3	B SI 88 C FF 86 T FF 89 D FF 90 F FF 90 B FF 90 C SL 78 3-3 ② 1-2 2-3		C FC 89 S SL 83 B FF 92 B FF 90 F FF 92 F FF 89 B FF 92 F SL 85 S CH 85 3-3 ② K	5	0	1	0	0	2	3
18 Geovany Soto, R (1, 2) OBP: 0.373, SLG: 0.516	B FC 87 C SL 81 B FC 88 F FC 88 C FC 89 2-3 ③ K 1-3		B FC 87 F SL 82 X SL 81 1-1 ③ F9			C SL 81 B FF 87 B FC 87 B SL 82 F FC 87 F SL 80 F FC 88 X FC 86 3-2 HR 2B	C SL 78 B FF 90 B FF 87 X SL 77 2-1 BB 2-H 3-H 1B		C FC 88 B SL 84 H CH 84 2-1 HBP	4	1	2	2	0	1	2
Jim Edmonds, L (1, 8) OBP: 0.332, SLG: 0.429		C FC 87 C FC 88 B FF 90 B CH 83 B CH 83 B FC 89 4-2 1B G4-6-3 BB	X SL 81 0-0 1B			F FF 86 B SL 85 B SL 86 C FF 86 F FC 88 B SL 83 X CH 82 3-2 2-H HR	C FF 88 B FF 89 F CH 80 B FF 90 B SL 79 B FF 90 4-2 1-2 BB		C FF 90 B FF 91 B CH 83 F FC 88 B FF 91 F FC 88 F CU 76 S FC 90 3-3 ③ K	3	2	2	2	2	1	1
Mark DeRosa, R (1, 5) OBP: 0.379, SLG: 0.452		C FC 88 S SL 82 F CH 83 B FC 88 X FC 88 1-2 G4-6-3 1-3 1B	X SL 81 F FF 86 1 SAFE B FC 87 S SL 82 1-3 ① K			F FC 88 B FF 87 B SL 81 S SL 81 C FC 87 2-3 ② K	C SL 78 F FF 89 S FF 88 0-3 ③ K			4	0	1	0	0	3	3
Matt Murton, R (1, 7) OBP: 0.297, SLG: 0.314		B FC 87 C FF 87 S FC 87 B FC 88 X SL 81 2-2 ①② G4-6-3 1-2f 3-H	X SL 81 0-0 ② F9			C FC 89 S SL 79 X SL 82 0-2 1B		B FF 92 C SL 82 B FF 91 F FF 91 X FF 92 2-2 ① G4-3		4	0	1	0	0	0	2
17 Mike Fontenot, L (1, 4) OBP: 0.343, SLG: 0.463		B FC 88 F FC 88 B CH 82 B FC 88 F FC 88 B SL 83 4-2 BB	C FF 86 1 SAFE X SI 87 0-1 ③ G3-1			1 SAFE X FF 87 0-0 ③ F8		B SL 80 C FF 92 B FF 92 B SL 80 X FF 90 3-1 HR		3	1	1	1	1	0	2
46 Ryan Dempster, R (1, 1) OBP: 0.182, SLG: 0.219 49 Carlos Marmol, R (7, 1) 4 Eric Patterson, L (8, PH) OBP: 0.318, SLG: 0.342 Bob Howry, L (8, 1) 34 Kerry Wood, R (9, 1)		F FF 87 F FC 88 X SL 82 0-2 ③ G4-3			C FC 87 S SL 82 S FC 88 0-3 ① K		F FC 87 X SL 81 0-1 ① G5-3	X FF 92 0-0 ② P5		3 0 1 0 0	0 0 0 0 0	0 0 0 0 0	0 0 0 0 0	0 0 0 0 0	1 0 0 0 0	1 0 0 0 0
Inning Stats	R: 0 E: 0 K: 1 S: 9 H: 0 LOB: 1 BB: 1 P: 18	R: 1 E: 0 K: 0 S: 14 H: 1 LOB: 1 BB: 2 P: 25	R: 0 E: 0 K: 0 S: 7 H: 1 LOB: 1 BB: 0 P: 9	R: 0 E: 0 K: 1 S: 7 H: 1 LOB: 1 BB: 0 P: 8	R: 0 E: 0 K: 1 S: 7 H: 0 LOB: 0 BB: 0 P: 11	R: 2 E: 0 K: 1 S: 18 H: 3 LOB: 1 BB: 0 P: 28	R: 2 E: 0 K: 2 S: 17 H: 2 LOB: 2 BB: 1 P: 29	R: 1 E: 0 K: 0 S: 9 H: 1 LOB: 0 BB: 0 P: 16	R: 0 E: 0 K: 2 S: 17 H: 0 LOB: 1 BB: 0 P: 28							

AB	35
R	6
H	9
RBI	5
BB	4
SO	8
LOB	14

1B: 6	SF: 0	WP: 0	PA: 41
2B: 1	SAC: 0	PB: 0	
3B: 0	DP: 1	SB: 3	
HR: 2	HBP: 2	CS: 0	

PITCHER		IP	WLS	BF	H	R	ER	SO	BB	IBB	HBP	BLK	WP	HR	S	P	ERA	WHIP
Kevin Correia, R ERA: 4.91	(1, 1)	6.1		28	7	4	4	4	3	0	0	0	0	1	65	103	5.68	1.579
Sergio Romo, R ERA: 3.38	(7, 1)	0.2		5	1	1	1	2	1	0	1	0	0	0	14	25	13.50	3.000
Tyler Walker, R ERA: 4.46	(8, 1)	1.0	L	4	1	1	1	0	0	0	0	0	0	1	9	16	9.00	1.000
22 Keiichi Yabu, R ERA: 3.19	(9, 1)	1.0		4	0	0	0	2	0	0	1	0	0	0	17	28	0.00	0.000

PITCHER		IP	WLS	BF	H	R	ER	SO	BB	IBB	HBP	BLK	WP	HR	S	P	ERA	WHIP

BOTTOM

Batter	1	2	3	4	5	6	7	8	9	AB	R	H	RBI	BB	SO	LOB
14 Fred Lewis, L (1, 7) OBP: 0.359, SLG: 0.458	X FF 90 0-0 ① F7		F FF 90 B FF 92 B FF 91 C SL 84 C FF 92 2-3 ② K		F FF 91 F FF 91 B FF 91 F FS 83 B FF 92 S SL 83 2-3 ③ K		C SL 81 X SL 82 0-1 1-2 HR 1B		C FF 96 S FF 96 B FF 96 C CU 82 1-3 ③ K	5	1	1	0	0	3	2
Ray Durham, S (1, 4) OBP: 0.389, SLG: 0.430	C FF 90 C FF 91 X FS 82 0-2 ② L9		C SL 83 B SL 84 B SI 92 B FS 83 X FF 92 3-1 1-3 2B			C SI 88 B FF 90 F SL 82 X SL 84 1-2 33 S 21 HR 1B	X FF 94 0-0 1-H 2-H HR			4	2	3	3	0	0	0
2 Randy Winn, S (1, 9) OBP: 0.360, SLG: 0.422	B FF 91 B FF 92 X FF 92 2-0 1B		B FF 92 B FF 83 B SL 84 B FF 92 4-0 BB			B SI 90 F FF 90 X SI 90 1-1 ① F9	B SL 83 B SL 82 C FF 94 C SL 81 X SL 81 2-2 ③ G3-1			3	0	1	0	1	0	1
33 Aaron Rowand, R (1, 8) OBP: 0.356, SLG: 0.454	C SL 84 F FF 91 1 SAFE S SL 84 0-3 ③ K		C SL 85 F FF 92 B SL 84 S SL 84 1-3 ③ K			B FF 91 D SL 82 B SL 84 C SI 90 S FF 90 S SL 86 3-3 ② 1-2 K		B SL 81 F FF 90 X SL 81 1-1 ① P4		4	0	0	0	0	3	5
21 John Bowker, L (1, 3) OBP: 0.318, SLG: 0.473		B SI 89 C FS 80 S FF 90 X FF 91 1-2 ① F7		B SL 83 F SL 83 S FF 91 F SL 83 B FF 91 X FF 90 2-2 50 G6-4-3 1B		B SL 85 S FS 82 X FS 83 1-1 2-H HR		B FF 90 C SL 80 C FF 90 S FF 90 1-3 ② K		4	1	2	2	0	1	0
Rich Aurilia, R (1, 5) OBP: 0.346, SLG: 0.429		B SI 89 B FF 90 C SL 84 X FC 90 2-1 ② F8		1 SAFE B FF 91 B FF 90 C SI 92 X SL 84 2-1 ① F8		C SL 84 X FF 91 0-1 ③ F9		X FF 90 0-0 ③ F9		4	0	0	0	0	0	1
50 Eliezer Alfonzo, R (1, 2)		C SL 84 F SL 83 B FC 90 F FS 83 B FS 83 S SL 84 2-3 ③ K		B SL 84 X SL 84 1-0 ② ③ G6-4-3 1-2f			C SL 80 S SL 82 S SL 81 0-3 ① K		B CU 83 S FF 95 X FF 95 1-1 ① G5-3	4	0	0	0	0	2	1
Omar Vizquel, S (1, 6) OBP: 0.224, SLG: 0.172 1 Bengie Molina, R (9, PH) OBP: 0.328, SLG: 0.432			C FF 89 X FF 91 0-1 ① L6		C SL 81 X FF 90 0-1 ① G3-1		C FF 93 F FF 93 S SL 80 0-3 ② K		C CU 84 T CU 83 S FF 96 0-3 ② K	3	0	0	0	0	1	0
										1	0	0	0	0	1	0
Kevin Correia, R (1, 1) OBP: 0.182, SLG: 0.100 Sergio Romo, R (7, 1) 28 Travis Denker, R (7, PH) OBP: 0.378, SLG: 0.563 Tyler Walker, R (8, 1) 22 Keiichi Yabu, R (9, 1) Jose Castillo, R (9, PH) OBP: 0.313, SLG: 0.425			B FF 92 B FF 91 C FC 92 B FC 91 B FF 91 4-1 2B BB		B FF 88 C FF 89 S SL 83 S SL 84 1-3 ② K		B SL 81 B SL 81 B FF 93 C FF 92 B SL 78 4-1 14 1B HR BB		B FF 96 C FF 97 B FF 97 B FF 96 X FF 96 3-1 3B	1	0	0	0	1	1	0
										0	0	0	0	0	0	0
										0	1	0	0	1	0	0
										0	0	0	0	0	0	0
										0	0	0	0	0	0	0
										1	0	1	0	0	0	0
Inning Stats	R: 0 E: 0 K: 1 S: 8 H: 1 LOB: 1 BB: 0 P: 10	R: 0 E: 0 K: 1 S: 9 H: 0 LOB: 0 BB: 0 P: 14	R: 0 E: 0 K: 2 S: 11 H: 1 LOB: 3 BB: 2 P: 25	R: 0 E: 0 K: 0 S: 7 H: 1 LOB: 0 BB: 0 P: 12	R: 0 E: 0 K: 2 S: 9 H: 0 LOB: 0 BB: 0 P: 12	R: 2 E: 0 K: 1 S: 12 H: 2 LOB: 0 BB: 0 P: 18	R: 3 E: 0 K: 2 S: 13 H: 2 LOB: 0 BB: 1 P: 19	R: 0 E: 0 K: 1 S: 6 H: 0 LOB: 0 BB: 0 P: 8	R: 0 E: 0 K: 2 S: 10 H: 1 LOB: 1 BB: 0 P: 15	1B: 4 2B: 1 3B: 1 HR: 2 SF: 0 SAC: 0 DP: 1 HBP: 0						

PITCHER		IP	WLS	BF	H	R	ER	SO	BB	IBB	HBP	BLK	WP	HR	S	P	ERA	WHIP
46 Ryan Dempster, R ERA: 3.24	(1, 1)	6.0		24	5	2	2	7	2	0	0	0	0	1	56	91	3.00	1.167
49 Carlos Marmol, R ERA: 3.56	(7, 1)	1.0	W	6	2	3	3	2	1	0	0	0	0	1	13	19	27.00	3.000
Bob Howry, R ERA: 4.43	(8, 1)	1.0	H	3	0	0	0	1	0	0	0	0	0	0	6	8	0.00	0.000
34 Kerry Wood, R ERA: 2.38	(9, 1)	1.0	S	4	1	0	0	2	0	0	0	0	0	0	10	15	0.00	1.000

PITCHER	IP	WLS	BF	H	R	ER	SO	BB	IBB	HBP	BLK	WP	HR	S	P	ERA	WHIP

Chicago Cubs @ San Francisco Giants

AT&T Park, San Francisco, CA

Wed Jul 02 2008, 7:15 PM PDT

Att. 41,345 - Partly Cloudy - 56 F

livebaseballscorecards.com

AB	34
R	5
H	8
RBI	5
BB	3
SO	12
LOB	10

WP: 0	PA: 37
PB: 0	
SB: 1	
CS: 0	

Chicago Cubs @ San Francisco Giants

AT&T Park, San Francisco, CA

Thu Jul 03 2008, 4:05 PM PDT

Att. 40,511 - Sunny - 71 F

livebaseballscorecards.com

TOP

Batter	1	2	3	4	5	6	7	8	9	AB	R	H	RBI	BB	SO	LOB
9 Reed Johnson, R (1, 7) OBP: 0.343, SLG: 0.391	B FF 94 C FF 93 B FF 93 X SI 93 2-1 25 E 2B		B FF 93 B CU 78 C FF 89 X SI 90 2-1 ② G3-1		B FF 92 1 SAFE F FF 92 T CH 80 X CU 79 1-2 ② F7		X SI 83 0-0 ① SH1-3 1-2			3	1	1	0	0	0	1
1 Kosuke Fukudome, L (1, 9) OBP: 0.395, SLG: 0.418	B FF 93 F CH 83 C CU 75 S CU 80 1-3 ① K		B FF 93 C CH 84 B CH 82 F FF 93 F CU 79 F CU 77 F FF 94 F CH 84 B FF 94 3-2 X CU 81 25 FC6-4 1B		C FF 93 B CH 82 1 SAFE F FF 93 F CU 77 F FF 95 X FF 94 1-2 ③ F8		F SL 84 D SL 83 F SI 92 F SI 92 B CH 85 B SL 82 F SI 93 F CH 86 X 3-2 ② G4-3 2-3			4	0	1	0	0	1	3
25 Derrek Lee, R (1, 3) OBP: 0.361, SLG: 0.504	B CU 78 B CH 72 S CH 83 D CU 78 X CH 84 3-1 E8 2-H 1B		B FF 92 X FF 93 1-0 ③ FC6-4 1-2f			B SI 93 B FF 91 X CH 87 2-0 1B 2B 2B	S CU 78 C S 0-3 ③ K			4	1	2	1	0	1	2
16 Aramis Ramirez, R (1, 5) OBP: 0.386, SLG: 0.495	B FF 95 X FF 95 1-0 ② F9			S CU 74 F FF 92 F SI 94 C CU 80 0-3 ① K		B FF 91 B FF 89 B FF 93 C FF 92 X FF 92 3-1 ① G5-3		B SI 88 F FF 88 B SI 86 F FF 88 B FF 89 X FF 89 3-2 ① F7		4	0	0	0	0	1	2
Jim Edmonds, L (1, 8) OBP: 0.335, SLG: 0.427	C FF 94 C FF 93 B FF 95 F FF 94 X CH 84 1-2 ③ G1-3			B CU 75 B SI 91 B SI 89 C SI 93 F FF 93 B SI 93 4-2 BB		C CH 82 B FF 92 C FF 93 X CH 82 1-2 2B 2-3 1B		C SL 78 B SI 89 B SI 88 C FF 88 X FF 88 3-2 ② G4-3		3	1	1	0	1	0	1
18 Geovany Soto, R (1, 2) OBP: 0.368, SLG: 0.509		C SI 92 C CU 78 B FF 93 S CU 80 1-3 ① K		C FF 94 S CU 81 S CU 81 0-3 ② K		B CU 79 B CU 78 C FF 93 F CU 78 F CU 80 B CU 80 S CH 85 3-3 ② K		C SI 86 B FF 89 B FF 88 X FF 88 2-1 ③ G6-3		4	0	0	0	0	3	3
Mark DeRosa, R (1, 4) OBP: 0.378, SLG: 0.453		B CU 76 S CU 77 C FF 93 F FF 93 S CU 81 1-3 ② K		C FF 94 B FF 94 F FF 93 S 1-3 ③ K		C CU 78 C FF 94 X FF 95 0-2 1-H 3-H 2B			C FF 90 B SL 78 B FF 88 F FF 89 F SL 78 X FF 89 2-2 ① G5-3	4	0	1	2	0	2	1
2 Ryan Theriot, R (1, 6) OBP: 0.388, SLG: 0.363		B FF 93 X SI 92 1-0 ③ G4-3			B FF 91 C FF 91 C FF 92 F CU 78 X FF 94 1-2 1B	X FF 93 0-0 ③ G6-3			B FF 90 B FF 89 B FF 88 C FF 90 C FC 88 S FF 89 3-3 ② K	4	0	1	0	0	1	1
Sean Gallagher, R (1, 1) 43 Michael Wuertz, R (6, 1) 17 Mike Fontenot, L (7, PH) OBP: 0.343, SLG: 0.485 Matt Murton, R (7, PH) OBP: 0.318, SLG: 0.333 58 Jose Ascanio, R (7, 1) 49 Carlos Marmol, R (7, 1) 48 Neal Cotts, L (7, 1) 32 Jon Lieber, L (8, 1) Daryle Ward, L (8, PH) OBP: 0.412, SLG: 0.419			F SI 90 B FF 93 S FF 93 B CU 78 B FF 93 F SI 94 C FF 93 3-3 ① K		B X 1-0 ① B3	X 0-0 1 G4-3 9 SH1-3 1B			B FC 91 C FC 90 F CH 83 B SL 82 F FF 93 F CH 84 X CH 80 2-2 ③ F8	2 0 0 0 0 1 1 0 0 0 0 0 0 0 0 0 0 0 0 0 0 1 0 1 0 0 0 0 0 0 0 0 0 0 0 0 0 0 0 0 0 0 0 0 0 0 0 0 0 0 0 0 0 0 0 0 1 0 0 0 0 0 0						
Inning Stats	R: 1 E: 1 K: 1 S: 12 H: 2 LOB: 1 BB: 0 P: 20	R: 0 E: 0 K: 2 S: 8 H: 0 LOB: 0 BB: 0 P: 11	R: 0 E: 0 K: 1 S: 14 H: 1 LOB: 1 BB: 0 P: 23	R: 0 E: 0 K: 3 S: 12 H: 0 LOB: 1 BB: 1 P: 17	R: 0 E: 0 K: 0 S: 13 H: 1 LOB: 1 BB: 0 P: 17	R: 2 E: 0 K: 1 S: 14 H: 3 LOB: 1 BB: 0 P: 23	R: 0 E: 0 K: 1 S: 11 H: 1 LOB: 1 BB: 0 P: 14	R: 0 E: 0 K: 0 S: 8 H: 0 LOB: 0 BB: 0 P: 16	R: 0 E: 0 K: 1 S: 12 H: 0 LOB: 0 BB: 0 P: 19	1B: 5 2B: 3 3B: 0 HR: 0 SF: 0 SAC: 1 DP: 0 HBP: 0						

AB	34
R	3
H	8
RBI	3
BB	1
SO	10
LOB	15

WP: 0 PA: 36
PB: 0
SB: 0
CS: 0

PITCHER		IP	WLS	BF	H	R	ER	SO	BB	IBB	HBP	BLK	WP	HR	S	P	ERA	WHIP
55 Tim Lincecum, R ERA: 2.49	(1, 1)	6.0	W	26	7	3	3	8	1	0	0	0	0	0	73	111	4.50	1.333
Jack Taschner, L ERA: 2.48	(7, 1)	0.2	H	3	1	0	0	0	0	0	0	0	0	0	8	11	0.00	1.500
22 Keiichi Yabu, R ERA: 3.16	(7, 1)	0.1	H	1	0	0	0	1	0	0	0	0	0	0	3	3	0.00	0.000
Sergio Romo, R ERA: 2.45	(8, 1)	1.0		3	0	0	0	0	0	0	0	0	0	0	8	16	0.00	0.000
56 Osiris Matos, R ERA:	(9, 1)	1.0		3	0	0	0	1	0	0	0	0	0	0	12	19	0.00	0.000

PITCHER	IP	WLS	BF	H	R	ER	SO	BB	IBB	HBP	BLK	WP	HR	S	P	ERA	WHIP

BOTTOM

Chicago Cubs @ San Francisco Giants

AT&T Park, San Francisco, CA

Thu Jul 03 2008, 4:05 PM PDT

Att. 40,511 - Sunny - 71 F

livebaseballscorecards.com

Batter	1	2	3	4	5	6	7	8	9	AB	R	H	RBI	BB	SO	LOB
14 Fred Lewis, L (1, 7) OBP: 0.363, SLG: 0.464	C FF 92 B FF 93 B FF 92 B FF 93 F FF 92 B FF 94 4-2 BB	B FF 94 B FF 93 X FF 92 2-0 1-H E 3B			B CU 74 B FF 92 B CH 80 C FF 92 B FF 92 4-1 G4-3 S BB		S SL 84 B FF 87 F FF 90 B FF 87 B SL 84 S FF 90 3-3 ① K	B SL 82 B FF 87 X FF 86 2-0 ③ P5		3	1	1	1	2	1	2
Ray Durham, S (1, 4) OBP: 0.383, SLG: 0.422	B CU 75 1 SAFE X FF 92 1-0 ① F7	C CU 76 C CU 74 X FF 94 0-2 E2 2 CS 3-H			1 SAFE C FF 93 B FF 92 1 SAFE 1 SAFE P PO 91 B CH 80 C SL 83 F SL 84 3-2 ② F FF 92 F SL 83 X FF 94 G4-3 1-3		B CH 84 C FF 92 B FF 92 S FF 92 F FF 87 T FF 93 2-2 ② K			4	0	0	0	0	1	2
2 Randy Winn, S (1, 9) OBP: 0.359, SLG: 0.420	B FF 93 X CH 82 1-0 ② P3	C FF 92 F CH 82 F SL 83 B FF 93 P PO 90 2-2 ③ CS 1-2	B CU 74 S FF 92 C FF 91 F SL 81 X FF 92 1-2 ① L7		S CU 74 C FF 93 T CU 74 0-2 ③ K		C FF 87 B FF 93 B FF 89 X FF 88 2-1 1 S 1B			4	0	1	0	0	1	2
1 Bengie Molina, R (1, 2) OBP: 0.324, SLG: 0.426	F FF 93 X SL 83 0-1 ③ F7		X SL 83 0-0 ② F7			F SL 85 B SL 84 X SL 84 1-1 ① G6-3	C FC 89 B FF 93 B FF 88 F SL 88 B FF 93 S FF 91 3-3 ③ K 1-2			4	0	0	0	0	1	2
33 Aaron Rowand, R (1, 8) OBP: 0.358, SLG: 0.455		C CU 73 F FF 93 B FF 94 B SL 82 X FF 95 2-2 21 G5-3 2B 1B	C CU 75 C CU 73 S CU 74 0-3 ③ K			C SL 83 F FF 92 B SL 84 T SL 84 1-2 ② K		X SL 82 0-0 HBP 1B 1B		4	2	2	0	0	2	0
21 John Bowker, L (1, 3) OBP: 0.314, SLG: 0.466 Sergio Romo, R (8, 1) 7 Emmanuel Burriss, S (8, PH) OBP: 0.339, SLG: 0.337 56 Osiris Matos, R (9, 1)		B FF 93 B FF 94 C CH 83 S SL 83 F SL 84 X FF 94 2-2 ① G5-3 1-2		B CU 73 B FF 92 X CH 81 2-0 ① L6		B FF 92 S CH 84 X CH 85 1-1 ③ G4-3		L SI 86 L FF 86 C FF 87 0-3 ① K		3 0 1 0	0 0 0 0	0 0 0 0	0 0 0 0	0 0 1 0	0 0 1 0	1 0 1 0
Jose Castillo, R (1, 5) OBP: 0.319, SLG: 0.431		X FF 93 0-0 G3 55 1B 2-H 2B		F SL 81 C CU 73 X SL 82 0-2 ② G6-3			C S B X CU 78 1-2 E 1B HR 1B	B SL 83 F SI 88 B SL 83 C SL 83 H SI 88 3-2 1B 1-2 FC5-2 HBP		3	2	2	1	0	0	0
Omar Vizquel, S (1, 6) OBP: 0.231, SLG: 0.182		X SL 85 0-0 ② G3 2-3		X FF 93 0-0 ③ G6-3			1 SAFE X 0-0 E1 HR 1B 1-3	B SI 88 F FF 87 X CH 83 1-1 FC5-2 1-3 2-H 1B		4	1	2	1	0	0	1
55 Tim Lincecum, L (1, 1) OBP: 0.243, SLG: 0.176 Jack Taschner, L (7, 1) 22 Keiichi Yabu, R (7, 1) Rich Aurilia, R (7, PH) OBP: 0.347, SLG: 0.443 (8, 3)		C SL 83 B FF 93 X SL 84 1-1 14 3B 3-H 1B			C FF 92 X FF 93 0-1 ① G6-3		B SL 80 B SL 81 X FF 91 2-0 1-H 3-H HR	C SL 82 F FF 87 X SL 81 0-2 ② FC5-2 1-2 3-H		2 0 0 2	1 0 0 1	1 0 0 1	1 0 0 3	0 0 0 0	0 0 0 0	0 0 0 2
Inning Stats	R: 0 E: 0 K: 0 S: 6 H: 0 LOB: 1 BB: 1 P: 12	R: 4 E: 1 K: 0 S: 19 H: 4 LOB: 0 BB: 0 P: 27	R: 0 E: 0 K: 1 S: 8 H: 0 LOB: 0 BB: 0 P: 9	R: 0 E: 0 K: 0 S: 5 H: 0 LOB: 0 BB: 0 P: 7	R: 0 E: 0 K: 1 S: 13 H: 0 LOB: 1 BB: 1 P: 19	R: 0 E: 0 K: 1 S: 7 H: 0 LOB: 0 BB: 0 P: 10	R: 3 E: 1 K: 3 S: 17 H: 4 LOB: 1 BB: 0 P: 30	R: 1 E: 0 K: 1 S: 12 H: 2 LOB: 2 BB: 0 P: 18		1B: 7 2B: 1 3B: 1 HR: 1 SF: 0 SAC: 0 DP: 0 HBP: 1				WP: 0 PB: 0 SB: 2 CS: 1 PA: 38		

	AB	34
	R	8
	H	10
	RBI	7
	BB	2
	SO	7
	LOB	13

PITCHER		IP	WLS	BF	H	R	ER	SO	BB	IBB	HBP	BLK	WP	HR	S	P	ERA	WHIP
Sean Gallagher, R ERA: 4.45	(1, 1)	5.0	L	21	4	4	3	2	2	0	0	0	0	0	51	74	5.40	1.200
43 Michael Wuertz, R ERA: 2.7	(6, 1)	1.0		3	0	0	0	1	0	0	0	0	0	0	7	10	0.00	0.000
58 Jose Ascanio, R ERA: 7.94	(7, 1)	0.0		2	2	2	2	0	0	0	0	0	0	0	4	5	∞	∞
49 Carlos Marmol, R ERA: 3.75	(7, 1)	0.0		1	1	1	1	0	0	0	0	0	0	1	1	3	∞	∞
48 Neal Cotts, L ERA: 3.09	(7, 1)	1.0		4	1	0	0	3	0	0	0	0	0	0	12	22	0.00	1.000

PITCHER		IP	WLS	BF	H	R	ER	SO	BB	IBB	HBP	BLK	WP	HR	S	P	ERA	WHIP
32 Jon Lieber, R ERA: 3.16	(8, 1)	1.0		6	2	1	1	1	0	0	1	0	0	0	12	18	9.00	2.000

Chicago Cubs @ St. Louis Cardinals

Busch Stadium, St. Louis, MO

Fri Jul 04 2008, 7:15 PM CDT

Att. 46,450 - Partly Cloudy - 75 F

TOP

livebaseballscorecards.com

Batter	1	2	3	4	5	6	7	8	9	AB	R	H	RBI	BB	SO	LOB
9 Reed Johnson, R (1, 7) OBP: 0.336, SLG: 0.383	C SI 91 X SI 90 0-1 ① F8		C SI 92 C SL 87 S FS 84 0-3 ① K		X SL 86 0-0 ② F8			B FF 92 X FF 92 1-0 ① P5		4	0	0	0	0	1	2
1 Kosuke Fukudome, L (1, 9) OBP: 0.393, SLG: 0.425	F SI 92 B SI 91 B FS 82 F SI 92 F SI 92 F CH 84 B FS 83 F SI 91 X SI 90 3-2 HR		B SI 93 F SI 91 S FS 84 X FS 83 1-2 ② FC6-4 1-2f		F FS 82 B SI 92 C SI 89 S CH 83 1-3 ③ K			C SI 92 C CU 77 F CU 77 S SL 86 0-3 ② K		4	1	1	1	0	2	2
25 Derrek Lee, R (1, 3) OBP: 0.362, SLG: 0.507	C SI 91 F SI 91 B SI 87 B SI 92 F SL 86 B SI 92 X SL 86 3-2 ② G6-3		B 1 SAFE X 1-0 ③ F8			F SI 89 B SL 84 B SI 91 C SL 85 X SI 91 2-2 2-4 2B		S FF 93 C CU 77 F FF 93 B SL 85 X CU 76 1-2 1B		4	0	2	0	0	0	1
16 Aramis Ramirez, R (1, 5) OBP: 0.381, SLG: 0.488	C SI 92 C SI 92 B SI 90 X SI 92 1-2 ③ G6-3			C SI 91 B SI 91 F SI 91 X FS 84 1-2 ① G5-3		C SI 90 B SI 89 B SI 88 S SL 85 X CH 82 2-2 ① G5-3		B FF 93 X FF 92 1-0 ③ F8		4	0	0	0	0	0	2
Jim Edmonds, L (1, 8) OBP: 0.329, SLG: 0.419		B SI 91 B SI 91 C SI 91 C SI 92 S SI 93 2-3 ① K		B SI 92 B FS 83 S SI 92 F SI 91 F SI 93 F FS 83 F FS 84 F SI 93 B SI 92 3-2 ② L7 F FS 82 X SI 93		C FS 82 B SI 90 F SI 90 S FS 82 1-3 ② K			S FF 92 B CU 81 C CU 78 F FF 92 T CU 81 1-2 ① K	4	0	0	0	0	3	1
18 Geovany Soto, R (1, 2) OBP: 0.376, SLG: 0.524		C SL 88 F SL 89 B SL 88 B SI 92 X SI 92 2-2 1B		C SI 93 B SI 93 S FS 83 F FS 84 B SI 93 B SI 92 X FS 83 3-2 HR		B SL 84 B SI 89 B SI 88 B SI 88 4-0 2-4 BB			C FF 90 F FF 93 F CU 80 B CU 81 B FC 89 X CU 80 2-2 FC3-6 1B	3	1	3	1	1	0	0
Mark DeRosa, R (1, 4) OBP: 0.373, SLG: 0.446		X SI 92 0-0 ② F9		C SL 86 F SI 92 S SL 87 0-3 ③ K		C SI 90 S FS 82 D CH 81 1-2 ③ 2-4 1-2 2-3	X SL 81 0-0 ① G5-3		B FC 89 F SI 92 F FC 88 1 SAFE B CU 79 F FF 69 X FC 91 2-2 ② FC3-6 1-2f	4	0	0	0	0	1	2
2 Ryan Theriot, R (1, 6) OBP: 0.386, SLG: 0.361		S SL 86 F SI 92 B SL 84 F SI 92 X SI 90 1-2 ③ G4-3			C SL 85 C SL 84 B SL 84 B SI 90 F SI 91 F SI 90 F SL 84 X SI 90 2-2 38 G3 1B		F SI 89 B SI 88 B SI 83 B SI 90 X SI 88 3-1 ② G6-3		1 SAFE B FC 89 C FF 91 F FF 92 X FC 88 1-2 ③ G3	4	0	1	0	0	0	2
38 Carlos Zambrano, S (1, 1) OBP: 0.360, SLG: 0.500 Bob Howry, L (7, 1) 48 Neal Cotts, L (8, 1) 34 Kerry Wood, R (9, 1)			X SI 93 0-0 1 FC6-4 1B		1 SAFE B FS 82 S FS 83 1 SAFE 1 SAFE F FS 82 1 SAFE X FS 83 1-2 ① G3 1-2		S CH 83 B FS 83 X FS 84 1-1 ③ G6-3			3 0 0 0	0 0 0 0	1 0 0 0	0 0 0 0	0 0 0 0	0 0 0 0	1 0 0 0

Inning Stats	1	2	3	4	5	6	7	8	9
R:	1	0	0	1	0	0	0	0	0
E:	0	0	0	0	0	0	0	0	0
K:	0	1	1	1	1	1	0	1	1
S:	15	11	8	18	13	11	5	10	15
H:	1	1	1	1	1	1	0	1	1
LOB:	0	1	0	0	1	2	0	1	1
BB:	0	0	0	0	0	1	0	0	0
P:	22	16	10	25	17	21	9	13	21

1B:	5	
2B:	1	
3B:	0	
HR:	2	
SF:	0	
SAC:	0	
DP:	0	
HBP:	0	
WP:	0	
PB:	0	
SB:	0	
CS:	0	
PA:	35	

	AB	34
	R	2
	H	8
	RBI	2
	BB	1
	SO	7
	LOB	13

PITCHER		IP	WLS	BF	H	R	ER	SO	BB	IBB	HBP	BLK	WP	HR	S	P	ERA	WHIP
Braden Looper, R ERA: 4.15	(1, 1)	7.0	L	28	6	2	2	5	1	0	0	0	0	2	81	120	2.57	1.000
Russ Springer, R ERA: 2.05	(8, 1)	1.0		4	1	0	0	1	0	0	0	0	0	0	10	13	0.00	1.000
44 Jason Isringhausen, R ERA: 5.34	(9, 1)	1.0		4	1	0	0	1	0	0	0	0	0	0	15	21	0.00	1.000

PITCHER		IP	WLS	BF	H	R	ER	SO	BB	IBB	HBP	BLK	WP	HR	S	P	ERA	WHIP

Batter	1	2	3	4	5	6	7	8	9	AB	R	H	RBI	BB	SO	LOB
55 Skip Schumaker, L (1, 9) OBP: 0.364, SLG: 0.445	B SI 92 X SI 92 1-0 L5 ①		B SI 94 B FF 92 B SI 93 C SI 92 X SI 93 3-1 S 1B		B SI 94 1 SAFE X SI 93 1-0 G5-3 ③			C SI 92 X SI 93 0-1 F7 ①		4	0	1	0	0	0	1
Aaron Miles, S (1, 6) OBP: 0.356, SLG: 0.370	B SI 92 C SI 95 X SI 93 1-1 G4-3 ②		B SI 92 1 SAFE S SI 93 X SI 94 1-1 P6 ② 1-2			B C SI 91 X SI 91 1-1 G4-3 ①		X SI 92 0-0 F7 ②		4	0	0	0	0	0	1
5 Albert Pujols, R (1, 3) OBP: 0.470, SLG: 0.625	C SI 95 F SI 96 F SI 96 B FC 87 B CU 70 S SL 86 2-3 K ③		B SI 96 B SL 84 C SI 95 X SL 84 2-1 P5 ③			X SI 90 0-0 24 BB 1B		C SL 84 B SI 94 B SI 93 F SI 93 F SL 84 X SI 94 2-2 HR		4	1	2	1	0	1	1
24 Rick Ankiel, L (1, 8)		B SI 92 X SI 95 1-0 F8 ①		S SI 94 S SI 94 B SI 94 B SI 88 F SI 95 X SI 95 2-2 F8 ①		B SI 91 B SI 92 B SI 91 B SI 91 4-0 16 FC6 1-2 BB		B FF 92 S FF 92 F FF 93 F SL 92 S FF 94 1-3 K ③		3	0	0	0	1	1	0
8 Troy Glaus, R (1, 5) OBP: 0.368, SLG: 0.468		C SL 85 X SI 96 0-1 P3 ②		B SI 96 C SI 96 C SI 97 B SI 97 F SI 96 B FC 90 F SI 97 S FF 96 3-3 K ②		F SI 94 X SI 94 0-1 P5 ②			F FF 96 B FF 97 B CU 81 B FF 97 C FF 98 C FF 97 3-3 K ①	4	0	0	0	0	2	2
16 Chris Duncan, L (1, 7) OBP: 0.338, SLG: 0.365		B SI 97 B SI 98 F SI 96 B FF 96 F FF 94 B SI 96 4-2 4 1B BB		C SI 97 F SI 96 F SI 96 S FS 86 0-3 K ③		X SI 93 0-0 FC6 ③ 1-2f			B CU 83 X FF 97 1-0 P6 ②	3	0	0	0	1	1	2
4 Yadier Molina, R (1, 2) OBP: 0.359, SLG: 0.395 13 Brendan Ryan, R (9, PR) OBP: 0.309, SLG: 0.315		X SI 95 0-0 1-2 1B			B FF 93 B SI 94 B SI 95 C SI 92 C SI 94 F FF 93 X SI 94 3-2 P5 ①		X SI 93 0-0 G5-3 ①		C CU 82 C FF 96 B FF 97 X FF 96 1-2 1B	4 0	0 0	2 0	0 0	0 0	0 0	0 0
Braden Looper, R (1, 1) OBP: 0.405, SLG: 0.424 54 Brian Barton, R (7, PH) OBP: 0.333, SLG: 0.372 Russ Springer, R (8, 1) 44 Jason Isringhausen, R (9, 1) 47 Ryan Ludwick, R (9, PH) OBP: 0.366, SLG: 0.570		B SI 95 S SI 94 C SL 86 B SI 96 F SI 95 S SI 96 2-3 K ③			C SI 94 F SI 93 B FC 86 F FF 93 B SL 85 C SI 95 2-3 K ②		C SL 83 S SL 84 B SI 93 X SL 84 1-2 G1-3 ②		C FF 97 D SL 85 F FF 96 X CU 82 1-2 G4-3 ③	2 1 0 0 1	0 0 0 0 0	0 0 0 0 0	0 0 0 0 0	0 0 0 0 0	2 0 0 0 0	2 0 0 0 1
Adam Kennedy, L (1, 4) OBP: 0.323, SLG: 0.337			B SI 94 X SI 93 1-0 G3-1 ①		X SI 95 0-0 1B		B SI 92 X SI 94 1-0 F7 ③			3	0	1	0	0	0	0

BOTTOM

Chicago Cubs @ St. Louis Cardinals

Busch Stadium, St. Louis, MO

Fri Jul 04 2008, 7:15 PM CDT

Att. 46,450 - Partly Cloudy - 75 F

livebaseballscorecards.com

AB	33
R	1
H	6
RBI	1
BB	2
SO	7
LOB	10

Inning Stats	1	2	3	4	5	6	7	8	9
	R: 0 E: 0 K: 1 S: 7 H: 0 LOB: 0 BB: 0 P: 11	R: 0 E: 0 K: 1 S: 10 H: 1 LOB: 2 BB: 1 P: 17	R: 0 E: 0 K: 0 S: 7 H: 1 LOB: 1 BB: 0 P: 14	R: 0 E: 0 K: 2 S: 13 H: 0 LOB: 0 BB: 0 P: 18	R: 0 E: 0 K: 1 S: 10 H: 1 LOB: 1 BB: 0 P: 16	R: 0 E: 0 K: 0 S: 6 H: 1 LOB: 2 BB: 1 P: 11	R: 0 E: 0 K: 0 S: 5 H: 0 LOB: 0 BB: 0 P: 7	R: 1 E: 0 K: 1 S: 11 H: 1 LOB: 0 BB: 0 P: 14	R: 0 E: 0 K: 1 S: 10 H: 1 LOB: 1 BB: 0 P: 16

| | | |

Chicago Cubs @ St. Louis Cardinals

Busch Stadium, St. Louis, MO

Sat Jul 05 2008, 2:55 PM CDT

Att. 46,865 - Partly Cloudy - 81 F

livebaseballscorecards.com

Batter	1	2	3	4	5	6	7	8	9	AB	R	H	RBI	BB	SO	LOB
2 Ryan Theriot, R (1, 6) OBP: 0.387, SLG: 0.362	B SI 91 C SI 92 C SI 92 B SL 85 X SI 93 2-2 ① G6-3		C SI 93 F SI 92 X SI 94 0-2 ③ G1-3		F SL 87 B SL 86 D SL 87 B SL 87 X SL 85 3-1 1-2 3-H 1B		B SI 93 X SI 91 1-0 1B		B SL 89 B SI 93 X SI 93 2-0 ① G5-3	5	0	2	1	0	0	0
1 Kosuke Fukudome, L (1, 9) OBP: 0.391, SLG: 0.420	B SI 93 C SI 92 B SI 92 C SI 92 C SI 92 2-3 ② K			B CU 75 C CU 74 S CH 82 X CH 82 1-2 ① G4-3	C CU 76 B CH 84 F SI 92 D CH 84 B CH 83 F CU 77 X CH 84 3-2 ③ G3		1 SAFE X CH 82 0-0 ③ G4-3		B SI 92 B SI 94 F SI 94 B SI 93 C SI 93 F SI 94 B SI 94 4-2 BB	4	0	0	0	1	1	3
25 Derrek Lee, R (1, 3) OBP: 0.365, SLG: 0.511	F SI 93 B SI 93 S SI 93 B SI 92 C SI 93 2-3 ③ K			C SI 91 S SL 84 B SL 84 B SI 92 X SL 85 2-2 1B		X SI 91 0-0 18 BB 1B		B CU 76 F FF 92 F SI 92 X SI 93 1-2 16 HR 2B	C FF 92 1 SAFE 1 SAFE C FF 90 B SL 90 S CU 78 1-3 ② K	5	1	3	0	0	2	1
16 Aramis Ramirez, R (1, 5) OBP: 0.379, SLG: 0.493		X SI 91 0-0 ① F9		X SI 92 0-0 ② P3		B SI 90 C SI 91 B SI 90 F SI 90 1 SAFE X SI 91 2-2 ① F9		B SI 92 B SI 93 X FF 86 2-0 2-H HR	1 SAFE X SI 95 0-0 ③ F8	5	1	1	2	0	0	3
Jim Edmonds, L (1, 8) OBP: 0.328, SLG: 0.413		C SI 91 B SI 91 B SI 91 F SI 92 F CH 82 X SI 93 2-2 ② L9		B CH 82 B SI 91 B SI 92 C SI 92 C SI 92 C CU 76 3-3 ③ K		B SI 91 B SI 91 X SI 91 2-0 ② F7		F FF 90 B CU 78 B FF 90 B CU 77 B FF 91 4-1 18 1B F9-2 BB		3	0	0	0	1	1	2
18 Geovany Soto, R (1, 2) OBP: 0.377, SLG: 0.522		C SI 92 X SI 92 0-1 ③ L9			C SI 91 B SI 91 C SI 91 B SI 92 X SI 91 2-2 ① G4-3	C SI 91 B SI 90 B SI 91 B SI 91 B SI 92 4-1 1-2 BB		1 SAFE F SI 95 X SI 95 0-1 1-3 F9-2 1B		3	0	1	0	1	0	0
Mark DeRosa, R (1, 7) OBP: 0.375, SLG: 0.465			B SI 91 B SI 91 F SI 91 B SI 92 X SI 91 3-1 HR		C SL 84 B SI 92 F SI 92 X SL 85 1-2 2 1B 3B	F SI 92 C CH 83 F SI 93 S CH 84 0-3 ③ K		X SI 95 0-0 ① ② F9-2 1-2 3-H		4	2	2	1	0	1	4
17 Mike Fontenot, L (1, 4) OBP: 0.348, SLG: 0.455			C CU 76 B SI 92 B SI 92 X SI 92 2-1 ① F8		C CH 83 B SI 92 P PO 85 B CH 82 B SI 92 4-1 2 1B BB		C CU 75 B SI 91 B SI 92 X SI 92 2-1 ① F8	I IN 67 I IN 62 I IN 63 I IN 58 4-0 IBB		2	0	0	0	2	0	0
30 Ted Lilly, L (1, 1) OBP: 0.229, SLG: 0.235 Matt Murton, R (7, PH) OBP: 0.308, SLG: 0.324 48 Neal Cotts, L (7, 1) Daryle Ward, L (8, PH) OBP: 0.407, SLG: 0.409 49 Carlos Marmol, R (8, 1) 34 Kerry Wood, R (9, 1)			F SI 92 F CH 84 T SI 92 0-2 ② K		S CH 82 F CH 82 S CH 83 0-3 ② K		F SI 91 X SL 85 0-1 ② L4	X SI 94 0-0 ③ P6		2 1 0 1 0 0	0 0 0 0 0 0	0 0 0 0 0 0	0 0 0 0 0 0	2 0 0 0 0 0	2 0 0 2 0 0	2 0 0 2 0 0
Inning Stats	R: 0 E: 0 K: 2 S: 9 H: 0 LOB: 0 BB: 0 P: 15	R: 0 E: 0 K: 0 S: 7 H: 0 LOB: 0 BB: 0 P: 9	R: 1 E: 0 K: 1 S: 10 H: 1 LOB: 0 BB: 0 P: 15	R: 0 E: 0 K: 1 S: 10 H: 1 LOB: 1 BB: 0 P: 16	R: 1 E: 0 K: 1 S: 17 H: 2 LOB: 2 BB: 1 P: 29	R: 0 E: 0 K: 1 S: 10 H: 1 LOB: 2 BB: 1 P: 18	R: 0 E: 0 K: 0 S: 6 H: 1 LOB: 1 BB: 0 P: 9	R: 2 E: 0 K: 0 S: 9 H: 3 LOB: 2 BB: 2 P: 20	R: 0 E: 0 K: 1 S: 8 H: 0 LOB: 1 BB: 1 P: 15	1B: 5 2B: 2 3B: 1 HR: 2 SF: 0 SAC: 0 DP: 1 HBP: 0						

TOP	
AB	35
R	4
H	9
RBI	4
BB	5
SO	7
LOB	17

WP: 0 PB: 0 SB: 0 CS: 0 PA: 40

PITCHER		IP	WLS	BF	H	R	ER	SO	BB	IBB	HBP	BLK	WP	HR	S	P	ERA	WHIP
26 Kyle Lohse, R ERA: 3.61	(1, 1)	7.0		29	6	2	2	6	2	0	0	0	0	1	69	111	2.57	1.143
31 Ryan Franklin, R ERA: 3.2	(8, 1)	0.0		3	2	2	2	0	1	0	0	0	0	1	5	12	∞	∞
46 Kyle McClellan, R ERA: 2.66	(8, 1)	2.0	W	8	1	0	0	1	1	1	0	0	0	0	12	23	0.00	1.000

PITCHER		IP	WLS	BF	H	R	ER	SO	BB	IBB	HBP	BLK	WP	HR	S	P	ERA	WHIP

BOTTOM

Batter	1	2	3	4	5	6	7	8	9	AB	R	H	RBI	BB	SO	LOB
13 Brendan Ryan, R (1, 6) OBP: 0.301, SLG: 0.306 Aaron Miles, S (9, PH) OBP: 0.354, SLG: 0.368	F FF 84 S CH 77 S CH 78 0-3 ① K		C CU 68 S CU 70 X CH 78 0-2 ① L8		B CU 70 C SL 84 C CH 79 X FF 91 1-2 ③ G3-1		B FF 93 B FC 94 B FF 92 C FF 90 F FF 94 S FF 94 3-3 ③ K		S CU 83 B CU 83 T FF 96 X FF 97 1-2 ② F6	4 1	0 0	0 0	0 0	0 0	2 0	0 3
24 Rick Ankiel, L (1, 8) OBP: 0.340, SLG: 0.527	X SL 85 0-0 5 1B 1B		C FF 89 B CU 72 X CH 79 1-1 ② G3			F FF 87 X FF 88 0-1 HR		B FF 96 F FF 94 S SL 82 F SL 82 S SL 81 1-3 ① K	C CU 82 X CU 83 0-1 1-2 2-H 3-H 1B	5	1	3	3	0	1	0
5 Albert Pujols, R (1, 3) OBP: 0.474, SLG: 0.629	C CU 69 X CH 79 0-1 1-2 1B		C CH 80 B CU 72 B CH 80 B CU 71 B CU 71 4-1 BB			C SL 87 B SL 87 F CU 70 B SL 88 F FF 92 X FF 93 2-2 47 S 47 2B 2B		T FF 96 B SL 82 B SL 82 C SL 82 B SL 84 X FF 96 3-2 ② F9		3	1	2	0	1	0	0
8 Troy Glaus, R (1, 5) OBP: 0.364, SLG: 0.462	B SL 84 F FF 88 F SL 84 S CU 72 1-3 ② K		1 SAFE 1 SAFE F CU 70 B CH 79 F FF 91 F FF 92 B CU 74 S FF 91 2-3 ③ K			C SL 86 F FF 90 F CU 75 S SL 84 0-3 ① K		B FF 95 X FF 95 1-0 ③ F7		4	0	0	0	0	3	4
47 Ryan Ludwick, R (1, 9) OBP: 0.368, SLG: 0.571	B SL 84 B FF 87 C SL 82 S CH 80 F CH 78 X FF 90 2-2 ③ F7			B CH 77 X FF 86 1-0 ① P3		C CU 73 S CH 81 X CH 81 0-2 4 1B 2-H 2B			B FF 96 F FF 96 B FF 96 B FF 96 C FF 96 F FF 96 B FF 96 4-2 4 BB 2B BB	3	1	1	1	1	0	2
4 Yadier Molina, R (1, 2) OBP: 0.361, SLG: 0.394		X FF 85 0-0 ① F8		C FF 85 B FF 86 X FF 86 1-1 ② F8		F SL 85 B FF 91 F FF 91 X CH 81 1-2 G4-6-3 2-3 1B			F FF 97 B CU 81 S CU 82 B CU 81 F FF 96 F FF 96 B SL 84 B FF 97 4-2 2B 55 FC5-2 1-2 BB	3	0	1	0	1	0	0
Adam Kennedy, L (1, 4) OBP: 0.326, SLG: 0.345		C FF 85 X FF 85 0-1 55 S 1B		B FF 84 X FF 86 1-0 ③ G3-1		F FF 90 B CU 73 B FF 91 X SL 85 2-1 ② ③ G4-6-3 1-2f			X FF 95 0-0 55 FC5-2 24 1B 1-3 2-H 2B	4	1	2	1	0	0	2
26 Kyle Lohse, R (1, 1) OBP: 0.086, SLG: 0.086 54 Brian Barton, R (7, PH) OBP: 0.331, SLG: 0.369 31 Ryan Franklin, R (8, 1) 46 Kyle McClellan, R (8, 1) 16 Chris Duncan, L (9, PH) OBP: 0.341, SLG: 0.365		1 SAFE L CH 83 1 SAFE C FF 87 T FF 89 0-2 ② K			B C S F B X 2-2 ① G6-3		C FF 93 B SL 88 S SL 86 B SL 88 S SL 87 2-3 ① K		I IN 71 I IN 70 I IN 72 I IN 70 4-0 55 FC5-2 24 1B IBB	2 1 0 0 0	0 0 0 0 1	0 0 0 0 0	0 0 0 0 1	0 0 0 0 0	1 1 0 0 0	1 0 0 0 0
55 Skip Schumaker, L (1, 7) OBP: 0.360, SLG: 0.439		C FF 89 B CU 70 1 SAFE 1 SAFE B FF 89 F SL 86 X CU 72 2-2 ③ G1-3 1-2			C FF 89 S CU 74 B CU 74 F CU 74 F CU 74 X CU 74 1-2 ② G4-3		B FF 94 X SL 84 1-0 ② G4-3		F FF 95 F FF 96 B CU 81 X FF 96 1-2 ① FC5-2 24 1B 1-2 2-3 3-Hf	4	0	0	0	0	0	4
Inning Stats	R: 0 E: 0 K: 2 S: 13 H: 2 LOB: 2 BB: 0 P: 16	R: 0 E: 0 K: 1 S: 9 H: 1 LOB: 1 BB: 0 P: 11	R: 0 E: 0 K: 1 S: 10 H: 0 LOB: 1 BB: 1 P: 17	R: 0 E: 0 K: 0 S: 4 H: 0 LOB: 0 BB: 0 P: 7	R: 0 E: 0 K: 0 S: 12 H: 0 LOB: 0 BB: 0 P: 16	R: 2 E: 0 K: 1 S: 18 H: 4 LOB: 1 BB: 0 P: 23	R: 0 E: 0 K: 2 S: 7 H: 0 LOB: 0 BB: 0 P: 13	R: 0 E: 0 K: 1 S: 8 H: 0 LOB: 0 BB: 0 P: 13	R: 3 E: 0 K: 0 S: 16 H: 2 LOB: 2 BB: 3 P: 30	1B: 5 2B: 3 3B: 0 HR: 1 SF: 0 SAC: 0 DP: 1 HBP: 0						

PITCHER	IP	WLS	BF	H	R	ER	SO	BB	IBB	HBP	BLK	WP	HR	S	P	ERA	WHIP
30 Ted Lilly, L (1, 1) ERA: 4.47	6.0		25	7	2	2	5	1	0	0	0	0	1	66	90	3.00	1.333
48 Neal Cotts, L (7, 1) ERA: 2.77	1.0		3	0	0	0	2	0	0	0	0	0	0	7	13	0.00	0.000
49 Carlos Marmol, R (8, 1) ERA: 3.67	1.0	H	3	0	0	0	1	0	0	0	0	0	0	8	13	0.00	0.000
34 Kerry Wood, R (9, 1) ERA: 2.91	0.2	L	7	2	3	3	0	2	1	0	0	0	0	16	30	40.50	6.000

PITCHER	IP	WLS	BF	H	R	ER	SO	BB	IBB	HBP	BLK	WP	HR	S	P	ERA	WHIP

Chicago Cubs @ St. Louis Cardinals

Busch Stadium, St. Louis, MO

Sat Jul 05 2008, 2:55 PM CDT

Att. 46,865 - Partly Cloudy - 81 F

livebaseballscorecards.com

AB	34
R	5
H	9
RBI	5
BB	4
SO	8
LOB	16

Batter	1	2	3	4	5	6	7	8	9	AB	R	H	RBI	BB	SO	LOB
9 Reed Johnson, R (1, 8) OBP: 0.339, SLG: 0.385	C FF 94 F SI 95 S SI 96 0-3 ① K		C SL 88 B SL 88 C SL 86 B SL 87 F SI 95 B SL 89 X FF 95 3-2 2 1B 16 1B 1B		C SI 94 X SI 94 0-1 25 1B 2 1B 16 SF8 1B		C FF 95 1 SAFE X FF 95 0-1 ① SH3-4 1-2	C SL 88 F FF 92 F SL 86 B SL 87 F FF 92 S SL 86 1-3 ③ K		4	2	2	0	0	2	1
2 Ryan Theriot, R (1, 6) OBP: 0.390, SLG: 0.366	C FF 96 X SL 89 0-1 ② G4-3	1 SAFE C SL 88 S FF 94 X FF 95 0-2 16 1B 1-2 1B			X SL 87 0-0 16 SF8 25 1B 1-2 1B		B FF 96 C FF 96 F FF 96 F FF 96 B FF 96 F SL 84 S FF 96 2-3 ② K		B SI 90 X SI 90 1-0 25 1B 16 SF7 1B	5	1	3	0	0	1	1
25 Derrek Lee, R (1, 3) OBP: 0.368, SLG: 0.515	B FF 96 B FF 95 S SL 88 B FF 96 X FF 95 3-1 ③ L9		F SL 87 B FF 94 B SI 95 B SL 88 F FF 96 2 SAFE F SL 88 X FF 96 3-2 ② F9		X SL 86 0-0 18 G6-4-3 1-2 2-3 1B		B SL 87 C FF 96 F FF 96 F SL 88 X FF 97 1-2 2-H 2B		F SI 90 C CU 81 D CU 80 B SI 91 B CU 81 X SI 91 3-2 1-3 1B	5	0	3	1	0	0	2
16 Aramis Ramirez, R (1, 5) OBP: 0.379, SLG: 0.498		B FF 94 B FF 94 C FF 94 X FF 95 2-1 18 F9 1B 2B	C FF 95 X FF 96 0-1 1-2 2-H 1B		C FF 95 X SI 94 0-1 ① SF8 2-3 3-H		C SL 85 B FF 96 S SL 86 X SL 86 1-2 ③ G5-3		B SI 90 C SI 91 X CU 80 1-1 ① SF7 3-H	3	1	2	3	0	0	1
18 Geovany Soto, R (1, 2) OBP: 0.375, SLG: 0.527		C FF 95 B SI 94 F FF 95 X FF 95 1-2 ① F9 2-3	C SL 87 C FF 95 S SL 87 0-3 ③ K		B SI 94 X SI 93 1-0 ② ③ G6-4-3 1-2f			F X 0-1 HR	C SI 90 F CU 79 D SI 90 F SI 90 B CU 80 T SI 90 2-2 ② K	5	1	1	1	0	2	6
Mark DeRosa, R (1, 9) OBP: 0.378, SLG: 0.465 (7, 7)		B SL 88 X SI 95 1-0 WP 3-H 1B		C SI 94 F CH 86 B SL 88 F SI 96 F SI 87 B SL 89 X SL 88 2-2 G5-3 1B		C FF 97 B FF 97 H FF 95 2-1 17 G4-6-3 HBP		B SL 86 X FF 92 1-0 ① G6-3	B X 1-0 ③ G5-3	4	0	2	1	0	0	1
Matt Murton, R (1, 7) OBP: 0.286, SLG: 0.300 48 Neal Cotts, L (7, 1) Daryle Ward, L (8, PH) OBP: 0.418, SLG: 0.444 49 Carlos Marmol, R (8, 1) Bob Howry, L (9, 1)		C SL 88 S SI 96 B SL 89 X SL 88 1-2 ② F8 1-2		X SI 95 0-0 ① G5-3 1-2		S FF 96 C FF 95 B SL 86 S FF 96 1-3 ① K		C CU 78 B CU 77 B FF 93 C FF 92 X CU 78 2-2 17 1B 2B		3 0 1 0 0	0 0 0 0 0	0 0 1 0 0	0 0 0 0 0	1 0 0 0 0	3 0 0 0 0	3 0 0 0 0
17 Mike Fontenot, L (1, 4) OBP: 0.345, SLG: 0.449		C CU 79 B CH 86 B FF 95 B CH 86 S CH 86 X FF 95 3-2 ③ P5		X CH 86 0-0 ② F8		B FF 96 C FF 96 X FF 96 1-1 ② ③ G4-6-3 1-2f		C FF 93 F FF 92 F FF 92 B CU 78 F FF 92 X CU 78 1-2 ② 2-H 1 E 1B		4	1	1	0	0	0	3
45 Sean Marshall, L (1, 1) OBP: 0.250, SLG: 0.250 1 Kosuke Fukudome, L (7, PH) OBP: 0.391, SLG: 0.420 (7, 9)			S FF 93 B CH 86 F SI 94 S SL 87 1-3 ① K	B CH 84 S SI 93 X SI 88 1-1 ③ L6			S FF 95 B FF 96 F SL 82 F FF 96 X SL 82 1-2 9 SH3-4 25 2B 1B	C FF 93 F FF 92 B SL 88 B FF 92 X SL 86 2-2 E1 2-H		2 2	0 1	0 1	0 0	0 0	1 0	1 0
Inning Stats	R: 0 E: 0 K: 1 S: 7 H: 0 LOB: 0 BB: 0 P: 10	R: 1 E: 0 K: 0 S: 12 H: 2 LOB: 1 BB: 0 P: 20	R: 1 E: 0 K: 2 S: 19 H: 3 LOB: 2 BB: 0 P: 26	R: 0 E: 0 K: 0 S: 9 H: 1 LOB: 1 BB: 0 P: 12	R: 1 E: 0 K: 0 S: 7 H: 3 LOB: 1 BB: 0 P: 8	R: 0 E: 0 K: 1 S: 6 H: 0 LOB: 0 BB: 0 P: 10	R: 1 E: 0 K: 1 S: 18 H: 2 LOB: 1 BB: 0 P: 23	R: 2 E: 1 K: 1 S: 19 H: 3 LOB: 1 BB: 0 P: 26	R: 1 E: 0 K: 1 S: 11 H: 2 LOB: 1 BB: 0 P: 19	1B: 12 2B: 3 3B: 0 HR: 1 SF: 2 SAC: 1 DP: 2 HBP: 1						

TOP

Chicago Cubs @ St. Louis Cardinals

Busch Stadium, St. Louis, MO

Sun Jul 06 2008, 2:15 PM CDT

Att. 46,752 - Partly Cloudy - 87 F

livebaseballscorecards.com

AB	38
R	7
H	16
RBI	6
BB	0
SO	7
LOB	19

PITCHER		IP	WLS	BF	H	R	ER	SO	BB	IBB	HBP	BLK	WP	HR	S	P	ERA	WHIP	PITCHER	IP	WLS	BF	H	R	ER	SO	BB	IBB	HBP	BLK	WP	HR	S	P	ERA	WHIP
37 Todd Wellemeyer, R ERA: 3.94	(1, 1)	5.0	L	23	9	3	3	3	0	0	0	0	1	0	54	76	5.40	1.800																	
63 Chris Perez, R ERA: 3.8	(6, 1)	2.0		8	2	1	1	2	0	0	1	0	0	0	24	33	4.50	1.000																	
Russ Springer, R ERA: 2.3	(8, 1)	1.0		6	3	2	1	1	0	0	0	0	0	1	19	26	9.00	3.000																	
48 Brad Thompson, R ERA: 4.23	(9, 1)	1.0		5	2	1	1	1	0	0	0	0	0	0	11	19	9.00	2.000																	

Batter	1	2	3	4	5	6	7	8	9	AB	R	H	RBI	BB	SO	LOB
62 Joe Mather, R (1, 7) OBP: 0.333, SLG: 0.333	B FF 88 F SL 88 F CH 86 B CU 74 F FF 88 F CU 74 B SL 88 X FF 88 3-2 ① F8		X SL 87 0-0 24 1B 1B		F CU 74 B SL 87 F CU 73 S SL 84 1-3 ② K		C SL 85 C SL 87 B FF 94 F FF 94 B SL 88 T SL 88 2-2 ② K			4	0	1	0	0	2	2
24 Rick Ankiel, L (1, 8) OBP: 0.339, SLG: 0.523	C CU 74 F SI 90 C FF 91 0-3 ② K		S CU 73 1 SAFE F CU 73 B FF 89 X FF 90 1-2 1-2 1B		X FF 89 0-0 ③ G3-1		B FF 93 X FF 92 1-0 ③ P6			4	0	1	0	0	1	2
5 Albert Pujols, R (1, 3) OBP: 0.471, SLG: 0.624	C FF 90 C CU 74 B SL 88 X CU 76 1-2 1B		C CU 74 B FF 90 B CH 85 B SL 88 F CU 74 X SL 86 3-2 ③ F9			C SL 86 X CU 72 0-1 ① G4-3		C SL 82 B SL 82 X FF 94 1-1 ① P4		4	0	1	0	0	0	2
47 Ryan Ludwick, R (1, 9) OBP: 0.367, SLG: 0.577	B SL 87 X SL 88 1-0 ③ F9			C CU 71 F CH 84 B FF 88 X CU 74 1-2 ① F9		B FF 88 X SL 86 1-0 HR		B FF 94 C SL 80 X SL 83 1-1 ② F8		4	1	1	1	0	0	1
8 Troy Glaus, R (1, 5) OBP: 0.360, SLG: 0.456		B SI 88 B SI 88 C SL 86 B FF 88 X SI 89 3-1 ① G4-3		C SL 87 C CU 73 B SL 84 F FF 89 C CU 73 1-3 ② K		C CU 72 B FF 87 S SL 84 F CU 74 X CU 74 1-2 ② F8		C SL 84 F FF 94 B FF 95 X SL 81 1-2 ③ G5-3		4	0	0	0	0	1	0
4 Yadier Molina, R (1, 2) OBP: 0.363, SLG: 0.394	B SI 88 F SI 88 S FF 89 F SI 91 X FF 91 1-2 ② P3			B CH 85 X SL 87 1-0 FC6-4 1B		B CU 72 B FF 88 C CH 84 B SL 86 B FF 89 4-1 BB			C SI 92 B SL 85 F SI 94 B SI 93 X SI 93 2-2 ① G6-3	3	0	1	0	1	0	0
Cesar Izturis, S (1, 6) OBP: 0.309, SLG: 0.307	B FF 89 X FF 88 1-0 ③ F9			X SL 86 0-0 ③ FC6-4 1-2f		1 SAFE B SL 86 C SL 86 X CU 72 1-1 ③ G6-3			C SI 93 B SI 94 S SI 93 B SI 92 B SI 94 X SI 92 3-2 ② F7	4	0	0	0	0	0	2
37 Todd Wellemeyer, R (1, 1) OBP: 0.172, SLG: 0.148 Adam Kennedy, L (5, PH) OBP: 0.330, SLG: 0.354 (6, 4)			C FF 87 F CH 84 S CU 72 0-3 ① K		B FF 88 B SL 86 B FF 88 C FF 88 C SL 86 X FF 89 3-2 13 G4-3 2B		X FF 91 0-0 1B		C SI 93 X SL 85 0-1 ③ G3-1	1 3	0 0	0 2	0 0	0 0	1 0	0 0
13 Brendan Ryan, R (1, 4) OBP: 0.297, SLG: 0.302 63 Chris Perez, R (6, 1) Aaron Miles, S (7, PH) OBP: 0.353, SLG: 0.367 Russ Springer, R (8, 1) 48 Brad Thompson, R (9, 1) OBP: 0.400, SLG: 0.250			C CU 72 B SI 89 X FF 88 1-1 ② G5-3		C CU 72 X SL 87 0-1 ① G4-3 2-3		C SL 85 B FF 91 F SL 83 S SL 89 1-3 ① K			2 0 1 0 0	0 0 0 0 0	0 0 0 0 0	0 0 0 0 0	0 0 1 0 0	0 0 1 0 0	1 0 1 0 0
Inning Stats	R: 0 E: 0 K: 1 S: 12 H: 1 LOB: 1 BB: 0 P: 17	R: 0 E: 0 K: 0 S: 7 H: 0 LOB: 0 BB: 0 P: 12	R: 0 E: 0 K: 1 S: 12 H: 2 LOB: 2 BB: 0 P: 17	R: 0 E: 0 K: 1 S: 9 H: 1 LOB: 1 BB: 0 P: 12	R: 0 E: 0 K: 1 S: 9 H: 1 LOB: 1 BB: 0 P: 13	R: 1 E: 0 K: 0 S: 10 H: 1 LOB: 1 BB: 1 P: 17	R: 0 E: 0 K: 2 S: 9 H: 1 LOB: 1 BB: 0 P: 13	R: 0 E: 0 K: 0 S: 7 H: 0 LOB: 0 BB: 0 P: 10	R: 0 E: 0 K: 0 S: 8 H: 0 LOB: 0 BB: 0 P: 13	1B: 5 2B: 1 3B: 0 HR: 1 SF: 0 SAC: 0 DP: 0 HBP: 0						

PITCHER		IP	WLS	BF	H	R	ER	SO	BB	IBB	HBP	BLK	WP	HR	S	P	ERA	WHIP
45 Sean Marshall, L ERA: 4.1	(1, 1)	6.0	W	25	6	1	1	4	1	0	0	0	0	1	59	88	1.50	1.167
48 Neal Cotts, L ERA: 2.57	(7, 1)	1.0	H	4	1	0	0	2	0	0	0	0	0	0	9	13	0.00	1.000
49 Carlos Marmol, R ERA: 3.6	(8, 1)	1.0		3	0	0	0	0	0	0	0	0	0	0	7	10	0.00	0.000
Bob Howry, R ERA: 4.36	(9, 1)	1.0		3	0	0	0	0	0	0	0	0	0	0	8	13	0.00	0.000

PITCHER	IP	WLS	BF	H	R	ER	SO	BB	IBB	HBP	BLK	WP	HR	S	P	ERA	WHIP

BOTTOM

Chicago Cubs @ St. Louis Cardinals

Busch Stadium, St. Louis, MO

Sun Jul 06 2008, 2:15 PM CDT
Att. 46,752 - Partly Cloudy - 87 F

livebaseballscorecards.com

AB	34
R	1
H	7
RBI	1
BB	1
SO	6
LOB	11

WP: 0 PA: 35
PB: 0
SB: 0
CS: 0

Batter	1	2	3	4	5	6	7	8	9	AB	R	H	RBI	BB	SO	LOB
15 Jerry Hairston, R (1, 6) OBP: 0.383, SLG: 0.468	C SI 88 B SI 92 B SI 93 B SI 93 C SI 92 F SI 93 X SI 93 3-2 ① F8		X SL 86 0-0 ② G5-3		B SI 91 X SI 91 1-0 ① G5-3			B FF 90 B FF 91 B FF 89 B FF 88 4-0 BB BB	C SL 84 X SI 93 0-1 ② G6-3 3-H	4	0	0	1	1	0	1
32 Jay Bruce, L (1, 8) OBP: 0.337, SLG: 0.435	H FF 93 1-0 4 FC4 HBP		C SI 92 T SL 85 F SL 86 B SI 93 F SL 84 S SI 92 1-3 ③ K		S SL 85 B SI 93 F SL 85 S FS 84 1-3 ② K			B FF 90 S FF 92 B FF 91 F FF 93 S FF 92 2-3 ① K	B SI 93 B SI 93 C SI 94 F SI 93 S SL 83 2-3 ③ K	4	0	0	0	0	4	2
Ken Griffey Jr., L (1, 9) OBP: 0.352, SLG: 0.399	B FF 92 C FS 83 1 SAFE F FF 92 F FS 83 B FS 84 B SI 92 1 SAFE X SL 86 3-2 ② F7			B SI 91 B SI 91 S SL 84 B FS 83 F SI 93 B SI 94 4-2 FC9-6 BB BB	C SL 85 B FF 93 X SI 94 1-1 ③ G4-3			B FF 91 B SL 86 B FF 90 B FF 92 4-0 1-2 BB		2	1	0	0	2	0	1
4 Brandon Phillips, R (1, 4) OBP: 0.333, SLG: 0.489	B SL 86 B SI 92 F SL 85 F SI 93 X SI 93 2-2 ③ FC4 1-2f			C SI 92 S SL 85 S SL 86 0-3 ① K		C SL 84 S SL 85 B SI 92 B SL 85 B SI 93 X SL 86 3-2 ① G6-3		C SL 81 B SL 84 B SL 82 X FF 94 2-1 ② F5		4	0	0	0	0	1	4
Adam Dunn, L (1, 7) OBP: 0.385, SLG: 0.509		X SI 92 0-0 ① G2		B SI 92 B FS 84 C FS 82 F SL 85 B FS 83 B FS 83 4-2 FC9-6 1-2 BB		C SL 93 S SL 86 X SI 94 0-2 ② F8		C SL 81 B SL 83 C FF 94 B FF 94 S SL 82 2-3 ③ K		3	0	0	0	1	1	2
Jeff Keppinger, R (1, 5) OBP: 0.350, SLG: 0.394		C SI 92 B SI 92 B SL 84 X SI 92 2-1 L4-6 19 1B 1B		C SL 84 X SI 92 0-1 ② FC9-6 19 BB BB 1-2f 2-3		B SI 92 X SI 92 1-0 ③ G6-3			C SL 81 B SI 93 X SI 93 1-1 1B 2B 1B	4	1	2	0	0	0	2
19 Joey Votto, L (1, 3) OBP: 0.354, SLG: 0.467		B SI 91 B SI 92 X FS 83 2-0 1-2 1B		F FF 94 B SI 93 D FS 85 B FS 84 B SL 85 4-1 1-2 BB			F SI 89 X FS 84 0-1 ① G4-3		B SI 93 S SI 93 B SI 94 X SI 93 2-1 ① F7	3	0	1	0	1	0	1
Paul Bako, L (1, 2) OBP: 0.306, SLG: 0.367		C SL 84 B SI 91 B FF 93 B SL 86 X SI 93 3-1 ② ③ L4-6 2-2		B SL 86 B SI 93 B SI 92 4-0 1-2 2-3 3-H BB			B SL 81 F FF 92 B SL 85 F FF 92 X SL 86 2-2 ② G4-3		F SI 93 D SL 85 C FF 93 X SL 83 1-2 2B 15 G6-3 1B 1-2	3	1	1	1	1	0	2
39 Aaron Harang, R (1, 1) OBP: 0.167, SLG: 0.194 Jeremy Affeldt, L (5, 1) Andy Phillips, R (7, PH) OBP: 0.200, SLG: 0.179 38 Gary Majewski, R (7, 1) Javier Valentin, S (9, PH) OBP: 0.280, SLG: 0.319			B FF 91 C FF 92 X FF 92 1-1 ① L3	C SL 85 S SL 87 S SL 87 0-3 ③ K			F FF 92 C SL 86 B SL 86 C SL 86 1-3 ③ K		B SI 93 F SI 93 B FF 93 X SI 94 2-1 1-3 2-H 2B	2 0 1 0 1	0 0 0 0 0	0 0 0 0 1	0 0 0 0 1	1 0 0 0 1	3 0 0 0 0	3 0 0 0 0

Inning Stats	1	2	3	4	5	6	7	8	9
	R: 0 E: 0 K: 0 S: 11	R: 0 E: 0 K: 0 S: 6	R: 0 E: 0 K: 1 S: 8	R: 1 E: 0 K: 2 S: 13	R: 0 E: 0 K: 1 S: 6	R: 0 E: 0 K: 0 S: 7	R: 0 E: 0 K: 1 S: 8	R: 0 E: 0 K: 2 S: 8	R: 2 E: 0 K: 1 S: 14
	H: 0 LOB: 1 BB: 0 P: 20	H: 2 LOB: 1 BB: 0 P: 13	H: 0 LOB: 0 BB: 0 P: 10	H: 0 LOB: 3 BB: 4 P: 29	H: 0 LOB: 0 BB: 0 P: 9	H: 0 LOB: 0 BB: 0 P: 11	H: 0 LOB: 0 BB: 0 P: 11	H: 0 LOB: 2 BB: 2 P: 22	H: 3 LOB: 1 BB: 0 P: 22

PITCHER		IP	WLS	BF	H	R	ER	SO	BB	IBB	HBP	BLK	WP	HR	S	P	ERA	WHIP
46 Ryan Dempster, R ERA: 3.13	(1, 1)	7.0	W	27	2	1	1	5	4	0	1	0	0	0	59	103	1.29	0.857
48 Neal Cotts, L ERA: 2.51	(8, 1)	0.1		3	0	0	0	1	2	0	0	0	0	0	3	13	0.00	6.000
49 Carlos Marmol, R ERA: 3.55	(8, 1)	0.2		2	0	0	0	1	0	0	0	0	0	0	5	9	0.00	0.000
Bob Howry, R ERA: 4.67	(9, 1)	1.0		6	3	2	2	1	0	0	0	0	0	0	14	22	18.00	3.000

PITCHER	IP	WLS	BF	H	R	ER	SO	BB	IBB	HBP	BLK	WP	HR	S	P	ERA	WHIP

TOP

Cincinnati Reds @ Chicago Cubs

Wrigley Field, Chicago, IL

Tue Jul 08 2008, 7:05 PM CDT

Att. 41,360 - Cloudy - 82 F

livebaseballscorecards.com

AB	31
R	3
H	5
RBI	3
BB	6
SO	8
LOB	18

1B: 4	SF: 0	WP: 0	PA: 38
2B: 2	SAC: 0	PB: 0	
3B: 0	DP: 1	SB: 0	
HR: 0	HBP: 1	CS: 0	

Batter	1	2	3	4	5	6	7	8	9	AB	R	H	RBI	BB	SO	LOB
2 Ryan Theriot, R (1, 6) OBP: 0.388, SLG: 0.364	B SI 88 B FF 90 C SI 90 X SI 90 2-1 ① G4-3		B FF 89 C FF 89 X SL 81 1-1 25 BB, 1 BB, 16 SF8, 1B	B SL 80 X SI 90 1-0 ①② G4-6-3 1-2f		B FF 96 C CU 80 F CU 80 B FF 95 X CU 80 2-2 ① F8 1-3 2-H				4	1	1	0	0	0	2
1 Kosuke Fukudome, L (1, 9) OBP: 0.392, SLG: 0.417	B SI 90 B SI 90 B SI 90 C SI 88 B SI 89 4-1 25 CS, BB		1 SAFE B SI 90 1 SAFE F SI 90 C FF 91 P PO 85 F FF 92 B FF 91 B SL 83 4-2 25 BB 1-2	B FF 91 C FF 90 B SL 82 C SL 82 C FF 90 2-3 ③ K		C CU 80 S CU 80 S CU 81 0-3 ② K				2	0	0	0	2	2	1
25 Derrek Lee, R (1, 3) OBP: 0.370, SLG: 0.512	B SI 91 1 SAFE C SI 91 C SI 90 1 SAFE B FF 90 B CH 84 S CH 83 3-3 ②③ K 1-2		B FF 91 C SI 91 B SI 92 C SI 91 F SI 90 B FF 91 F FF 92 F FF 92 B FF 91 4-2 1-2 2-3 BB		F SI 89 B SI 88 B CH 82 C SL 82 B FF 88 F SL 83 B SL 83 4-2 16 S, 18 HR, BB	C CU 81 D CU 81 B FF 96 S CU 80 D CU 81 X CU 80 3-2 ③ L3			2	1	0	0	2	1	2
16 Aramis Ramirez, R (1, 5) OBP: 0.380, SLG: 0.506		S SL 82 B SI 89 X SI 90 1-1 18 SF8, 3B	S SL 85 B SL 84 X SI 91 1-1 ① SF8 3-H		F FF 91 1 SAFE 1 SAFE B FF 90 F FF 91 B FF 92 F FF 91 B SL 84 T SL 83 3-2 ① K 1-2		C SI 92 B SL 84 B SL 84 C SI 93 B SI 93 X SL 84 3-2 18 G6-4-3, 1B			3	1	2	1	0	1	1
18 Geovany Soto, R (1, 2) OBP: 0.373, SLG: 0.535		B FF 90 X FF 91 1-0 ① SF8 3-H	C SL 83 F SL 82 F SL 82 B FF 92 F SI 92 B SL 83 S SL 82 2-3 ② K		F SL 83 B FF 90 S SL 82 X SL 82 1-2 2-H HR		C SI 92 B SI 93 C SI 92 X SI 92 1-2 ①② G6-4-3 1-2f			3	1	1	3	0	1	3
Jim Edmonds, L (1, 8) OBP: 0.326, SLG: 0.407		F SI 89 C FF 92 B SI 90 B SI 91 B SL 84 B SL 81 4-2 17 BB, BB	T SI 92 B SI 92 B SL 84 C FF 92 F SI 92 B FF 92 X FF 92 3-2 ③ F9		C FF 95 B CU 79 X FF 95 1-1 ② P6		C SL 82 C SI 87 B SI 94 S SI 93 1-3 ③ K			3	0	0	0	1	1	2
Mark DeRosa, R (1, 7) OBP: 0.376, SLG: 0.460		S SI 91 B SI 91 F FF 92 1 SAFE S SL 81 1-3 ② K	B SL 80 B FF 88 B FF 87 B FF 87 4-0 17 HR, BB	B FF 96 S CH 89 F FF 96 B FF 96 S CU 79 2-3 ③ K				B SL 83 X SI 91 1-0 ① G6-3		3	1	0	0	1	2	1
17 Mike Fontenot, L (1, 4) OBP: 0.356, SLG: 0.485		B CU 76 B SI 91 C SI 92 B FF 92 B FF 90 4-1 1-2 BB	C SI 89 X SI 89 0-1 1-H HR			C FF 94 C CU 78 X CU 78 0-2 2 PB, 2 WP, 2B		B SI 92 X SI 92 1-0 ② G6-3		3	2	2	2	1	0	0
46 Ryan Dempster, R (1, 1) OBP: 0.222, SLG: 0.235 48 Neal Cotts, L (8, 1) 49 Carlos Marmol, R (8, 1) Daryle Ward, L (8, PH) OBP: 0.411, SLG: 0.435 Bob Howry, L (9, 1)		S SL 83 L CH 84 C SL 82 0-3 ③ K	F SI 91 F FF 90 X SL 83 0-2 2 G4-6-3, 1B			B CU 76 B FF 94 B FF 94 B FF 94 4-0 2 WP, 2 PB, BB		C SI 94 B SI 86 B SL 85 C SL 82 B SI 94 X SL 82 3-2 ③ G5-3		2 0 0 1 0	0 0 0 0 0	1 0 0 0 0	0 0 0 0 0	1 0 0 0 0	1 0 0 0 0	2 0 0 0 0
Inning Stats	R: 0 E: 0 K: 1 S: 6 H: 0 LOB: 0 BB: 1 P: 15	R: 1 E: 0 K: 2 S: 12 H: 1 LOB: 2 BB: 2 P: 23	R: 1 E: 0 K: 1 S: 22 H: 1 LOB: 2 BB: 2 P: 36	R: 2 E: 0 K: 1 S: 9 H: 2 LOB: 0 BB: 1 P: 16	R: 2 E: 0 K: 2 S: 15 H: 1 LOB: 0 BB: 1 P: 26	R: 1 E: 0 K: 1 S: 13 H: 1 LOB: 1 BB: 1 P: 22	R: 0 E: 0 K: 1 S: 9 H: 1 LOB: 0 BB: 0 P: 14	R: 0 E: 0 K: 0 S: 5 H: 0 LOB: 0 BB: 0 P: 10								

PITCHER	IP	WLS	BF	H	R	ER	SO	BB	IBB	HBP	BLK	WP	HR	S	P	ERA	WHIP
39 Aaron Harang, R (1, 1) ERA: 4.76	4.1	L	23	5	6	6	6	7	0	0	0	0	2	59	108	12.46	2.769
Jeremy Affeldt, L (5, 1) ERA: 4.0	1.2		7	1	1	0	2	1	0	0	0	1	0	18	30	0.00	1.200
38 Gary Majewski, R (7, 1) ERA: 4.41	2.0		6	1	0	0	1	0	0	0	0	0	0	14	24	0.00	0.500

PITCHER	IP	WLS	BF	H	R	ER	SO	BB	IBB	HBP	BLK	WP	HR	S	P	ERA	WHIP

BOTTOM

Cincinnati Reds @ Chicago Cubs

Wrigley Field, Chicago, IL

Tue Jul 08 2008, 7:05 PM CDT

Att. 41,360 - Cloudy - 82 F

livebaseballscorecards.com

AB	26
R	7
H	7
RBI	6
BB	8
SO	9
LOB	14

1B: 3	SF: 2	WP: 1	PA: 36
2B: 1	SAC: 0	PB: 1	
3B: 1	DP: 2	SB: 1	
HR: 2	HBP: 0	CS: 1	

Cincinnati Reds @ Chicago Cubs

Wrigley Field, Chicago, IL

Wed Jul 09 2008, 7:05 PM CDT

Att. 41,605 - Clear - 78 F

livebaseballscorecards.com

TOP

Batter	1	2	3	4	5	6	7	8	9	AB	R	H	RBI	BB	SO	LOB
32 Jay Bruce, L (1, 8) OBP: 0.335, SLG: 0.430	B SI 88 B SI 92 T FF 88 F SI 90 B SL 84 S FF 92 — 3-3 — K		B FS 84 B FF 92 F SI 91 B FC 91 X FF 92 — 3-1 — P4			X SI 93 — 0-0 — G6-3			S SL 82 B SL 82 S SL 83 X SL 81 — 1-2 — BB WP 1B	4	0	1	0	0	1	0
Jeff Keppinger, R (1, 6) OBP: 0.348, SLG: 0.388	F SI 92 X SI 90 — 0-1 — E5 CS			C SL 79 X FF 88 — 0-1 — G6-3			B SL 83 B SI 91 B SI 92 C SI 90 S SI 91 X SI 93 — 3-2 — G5-3		B FF 94 B SL 82 C FF 94 B FF 93 B FF 93 — 4-1 — BB 1-2 BB	3	0	0	0	1	0	0
Ken Griffey Jr., L (1, 9) OBP: 0.351, SLG: 0.395	C SI 88 B FS 82 F FF 90 F FS 83 B FS 85 F FF 93 F SI 93 B SI 93 S FS 85 — 3-3 — K 1-2			B SI 90 C SI 92 B SI 91 B SI 88 X FF 93 — 3-1 — F8			X FF 92 — 0-0 — G4-3		B FF 95 C SL 83 S SL 83 D SL 83 B SL 82 B SL 83 — 4-2 — BB 1-2 2-3	3	0	0	0	1	1	1
4 Brandon Phillips, R (1, 4) OBP: 0.330, SLG: 0.483		X — 0-0 — G6-3		C SI 93 S SL 86 F FF 93 B SL 84 B FF 93 X SI 94 — 2-2 — G5-3			C CU 59 B SI 95 F SL 84 C SI 94 — 1-3 — K		D SL 84 F FF 96 B FF 97 F FF 95 X FF 96 — 2-2 — P3	4	0	0	0	0	1	3
Adam Dunn, L (1, 7) OBP: 0.384, SLG: 0.518		B C S B B X — 3-2 — HR			C FF 89 X SI 90 — 0-1 — G4-3			B SI 94 F SI 92 X SI 93 — 1-1 — L4		3	1	1	1	0	0	0
28 Edwin Encarnación, R (1, 5) OBP: 0.331, SLG: 0.447		S SI 89 B X — 1-1 — G5-3			F SI 93 F SI 92 F SI 94 B FF 93 S SL 86 — 1-3 — K			C SI 93 F SI 94 B SI 88 B SL 86 B SI 95 X SI 93 — 3-2 — F7		3	0	0	0	0	1	0
19 Joey Votto, L (1, 3) OBP: 0.351, SLG: 0.463		B FF 92 X SI 91 — 1-0 — L4			B FS 86 F FF 92 F SI 94 B SL 85 X SI 95 — 2-2 — G6-3			B FF 92 F FF 92 X FF 93 — 1-1 — F8		3	0	0	0	0	0	0
Paul Bako, L (1, 2) OBP: 0.302, SLG: 0.362			X — 0-0 — L4			B SI 87 B FF 89 B SI 90 C SI 88 X FF 90 — 3-1 — G3			B FF 94 F FF 94 B SL 81 C SL 82 X SL 82 — 2-2 — G3-1	3	0	0	0	0	0	0
47 Johnny Cueto, R (1, 1) OBP: 0.138, SLG: 0.038			C SI 90 F SI 91 C SI 93 — 0-3 — K			B SI 90 C SI 91 L SI 88 F FF 91 F SI 92 B SL 83 F SI 94 F SI 93 B SL 81 — 3-2 — F FF 92 X SI 93 — G2-3			F FF 95 X FF 94 — 0-1 — F7	2	0	0	0	0	1	0
David Weathers, R (7, 1)										0	0	0	0	0	0	0
Corey Patterson, L (9, PH) OBP: 0.222, SLG: 0.340										1	0	0	0	0	0	0
Inning Stats	R: 0 E: 1 K: 2 S: 11 — H: 0 LOB: 1 BB: 0 P: 17	R: 1 E: 0 K: 0 S: 7 — H: 1 LOB: 0 BB: 0 P: 12	R: 0 E: 0 K: 1 S: 6 — H: 0 LOB: 0 BB: 0 P: 9	R: 0 E: 0 K: 0 S: 8 — H: 0 LOB: 0 BB: 0 P: 13	R: 0 E: 0 K: 1 S: 9 — H: 0 LOB: 0 BB: 0 P: 12	R: 0 E: 0 K: 0 S: 11 — H: 0 LOB: 0 BB: 0 P: 17	R: 0 E: 0 K: 1 S: 7 — H: 0 LOB: 0 BB: 0 P: 11	R: 0 E: 0 K: 0 S: 7 — H: 0 LOB: 0 BB: 0 P: 12	R: 0 E: 0 K: 0 S: 14 — H: 1 LOB: 3 BB: 2 P: 27	1B: 1 2B: 1 3B: 0 HR: 1 — SF: 0 SAC: 0 DP: 1 HBP: 0							

	AB	29
	R	1
	H	2
	RBI	1
	BB	2
	SO	5
	LOB	4

WP: 1 PB: 0 SB: 0 CS: 1 — PA: 31

PITCHER		IP	WLS	BF	H	R	ER	SO	BB	IBB	HBP	BLK	WP	HR	S	P	ERA	WHIP
38 Carlos Zambrano, R ERA: 2.84	(1, 1)	8.0	W	25	1	1	1	5	0	0	0	0	0	1	66	103	1.12	0.125
49 Carlos Marmol, R ERA: 3.51	(9, 1)	0.2		5	1	0	0	0	2	0	0	0	1	0	11	22	0.00	4.500
34 Kerry Wood, R ERA: 2.89	(9, 1)	0.1	S	1	0	0	0	0	0	0	0	0	0	0	3	5	0.00	0.000

PITCHER	IP	WLS	BF	H	R	ER	SO	BB	IBB	HBP	BLK	WP	HR	S	P	ERA	WHIP

Batter	1	2	3	4	5	6	7	8	9	AB	R	H	RBI	BB	SO	LOB
2 Ryan Theriot, R (1, 6) OBP: 0.388, SLG: 0.365	C FF 90 F FF 94 S SL 86 0-3 K		C SL 85 X FF 94 0-1 1 WP 1B		X FF 95 0-0 1B		B FF 95 C SL 81 B CH 81 X CH 79 2-1 G1 2-3	X SI 87 0-0 FC4 1-2		5	0	2	0	0	1	2
1 Kosuke Fukudome, L (1, 9) OBP: 0.392, SLG: 0.420	B FF 93 C FF 93 C FF 95 B SL 88 B SL 85 X SI 95 3-2 25 BB 1B		1 SAFE B SL 79 D CH 85 C SI 94 C SI 94 T SL 86 2-2 K 1-2		1 SAFE F SI 95 X SL 85 0-1 F9		X FF 94 0-0 25 1B 3-H 2B	B SL 83 X FF 88 1-0 F7		5	1	2	1	0	1	4
25 Derrek Lee, R (1, 3) OBP: 0.370, SLG: 0.510	B FF 92 B SI 93 F SL 84 B SL 83 S SL 82 B FF 94 4-2 16 G6-4-3 1-2 BB		B FF 94 F FF 94 B FF 95 F FF 94 X FF 95 2-2 F9		F SI 96 F FF 95 1 SAFE 1 SAFE B SL 86 B SL 84 B FF 96 X SL 83 3-2 G6-3		B CH 81 C FF 94 S CH 82 B SL 84 X FF 94 2-2 16 2B 2-H 1B	B FF 88 B SL 83 S SL 84 X FF 89 2-1 L7		4	1	1	1	1	0	4
16 Aramis Ramirez, R (1, 5) OBP: 0.384, SLG: 0.521	X SL 84 0-0 G6-4-3 1-2f		B FF 95 F FF 95 B SL 86 B SL 86 F FF 94 B SL 86 4-2 18 FC6-4 BB			X FF 95 0-0 HR	1 SAFE B FF 87 B FF 88 F FF 88 B FF 88 C SL 82 F FF 88 F FF 88 F FF 89 3-2 F SL 82 X SI 85 18 E 1-H 2B			3	1	2	2	1	0	2
18 Geovany Soto, R (1, 2) OBP: 0.372, SLG: 0.535		X 0-0 E 2B	D SL 86 B SL 84 C SL 86 F FF 94 X SL 86 2-2 FC6-4 1-2f			C SL 85 F SI 94 F SL 86 S FF 96 0-3 K	X SL 82 0-0 E5 BB 2-3			4	1	1	0	0	1	3
Jim Edmonds, L (1, 8) OBP: 0.325, SLG: 0.401		C FF 94 T C 0-3 K		S SL 82 S FF 93 B FF 93 F FF 95 F FF 94 X SL 86 1-2 F9		C CH 83 B SI 96 S CH 85 B FF 95 F CH 82 S FF 96 2-3 K	B SL 81 B CH 83 C CH 83 B FF 87 B SL 80 4-1 1-2 BB			3	0	0	0	1	2	1
Mark DeRosa, R (1, 4) OBP: 0.372, SLG: 0.454		B C B B C X 3-2 E6 2-H		S FF 96 B FF 96 B FF 94 X CH 84 2-1 G5-3		C SL 86 B SL 86 X SL 84 1-1 G3	C SL 83 S SL 82 B SL 83 F SL 81 X FF 88 1-2 P4			4	0	0	0	0	0	3
9 Reed Johnson, R (1, 7) OBP: 0.338, SLG: 0.383		1 SAFE 1 SAFE C X 0-1 F8		C FF 95 C CH 80 F FF 97 B SL 88 F FF 96 S CH 77 1-3 K			B FF 93 F FF 93 F FF 94 X FF 96 1-2 2 G1 38 SH1-4 1 2B 1B	B FF 88 B SL 82 F FF 87 X SL 83 2-1 G4-3		4	1	1	0	0	1	1
38 Carlos Zambrano, S (1, 1) OBP: 0.358, SLG: 0.491 49 Carlos Marmol, R (9, 1) 34 Kerry Wood, R (9, 1)		B X 1-0 G4-3			F FF 95 F FF 95 X SL 86 0-2 F7		1 SAFE L FF 88 X SI 93 0-1 SH1-4 1-2	X SI 88 0-0 2 E 1B		3 0 0	0 0 0	1 0 0	0 0 0	0 0 0	0 0 0	1 0 0
Inning Stats	R: 0 E: 0 K: 1 S: 9 H: 1 LOB: 1 BB: 1 P: 16	R: 1 E: 1 K: 1 S: 10 H: 1 LOB: 1 BB: 0 P: 14	R: 0 E: 0 K: 1 S: 13 H: 1 LOB: 2 BB: 1 P: 23	R: 0 E: 0 K: 1 S: 12 H: 0 LOB: 0 BB: 0 P: 16	R: 0 E: 0 K: 0 S: 9 H: 1 LOB: 1 BB: 0 P: 12	R: 1 E: 0 K: 2 S: 11 H: 1 LOB: 0 BB: 0 P: 14	R: 3 E: 1 K: 0 S: 24 H: 4 LOB: 3 BB: 1 P: 37	R: 0 E: 1 K: 0 S: 7 H: 1 LOB: 2 BB: 0 P: 12		1B: 6 2B: 3 3B: 0 HR: 1 SF: 0 SAC: 1 DP: 1 HBP: 0						

PITCHER		IP	WLS	BF	H	R	ER	SO	BB	IBB	HBP	BLK	WP	HR	S	P	ERA	WHIP
47 Johnny Cueto, R ERA: 4.67	(1, 1)	6.2	L	30	8	5	4	6	2	0	0	0	1	1	75	111	5.40	1.500
David Weathers, R ERA: 3.75	(7, 1)	1.1		9	2	0	0	0	1	0	0	0	0	0	20	33	0.00	2.250

PITCHER	IP	WLS	BF	H	R	ER	SO	BB	IBB	HBP	BLK	WP	HR	S	P	ERA	WHIP

BOTTOM

Cincinnati Reds @ Chicago Cubs

Wrigley Field, Chicago, IL

Wed Jul 09 2008, 7:05 PM CDT

Att. 41,605 - Clear - 78 F

livebaseballscorecards.com

AB	35
R	5
H	10
RBI	4
BB	3
SO	6
LOB	21

Cincinnati Reds @ Chicago Cubs

Wrigley Field, Chicago, IL

Thu Jul 10 2008, 1:20 PM CDT

Att. 41,459 - Partly Cloudy - 81 F

livebaseballscorecards.com

Batter	1	2	3	4	5	6	7	8	9	AB	R	H	RBI	BB	SO	LOB
15 Jerry Hairston, R (1, 8) (8, 7) OBP: 0.381, SLG: 0.461	F FF 84 X CH 76 0-1 ① P4		B CU 69 B CU 69 B CH 81 B CH 79 4-0 G5-3 2B BB	C FF 94 F SL 87 B FF 93 F FF 94 B SL 89 B SL 86 X SL 88 3-2 1B HR 1B	C SI 89 C FF 85 B SL 77 T SL 84 1-2 ② K		C FF 91 B FA 89 X SL 81 1-1 ① F8		C SL 85 C FF 91 X FF 91 0-2 ② P4	5	2	1	0	1	1	2
Jeff Keppinger, R (1, 6) OBP: 0.352, SLG: 0.391	C SL 83 B FF 85 F FF 86 F CH 77 X FF 87 1-2 ② P5		1 SAFE B FF 84 C SL 76 1 SAFE B CU 69 F SL 81 X CU 71 2-2 ① G5-3 1-2	1 SAFE C FF 92 S SL 87 1 SAFE X FF 92 0-2 1-2 HR 1B	X FF 90 0-0 1B		X SL 81 0-0 ② G6-3 1-2		C FF 91 B SL 89 X FF 92 1-1 1-2 1B	6	1	3	0	0	0	2
Ken Griffey Jr., L (1, 9) OBP: 0.353, SLG: 0.408	B CU 70 B FF 86 C SL 81 B FF 85 B SL 81 4-1 BB		X SL 80 0-0 4 HR 2-H 2B	C SL 88 S FF 85 2 SAFE F FF 86 F SL 88 B FF 92 D FF 87 X SL 88 2-2 1-H 2-H HR	C SI 88 F CH 85 B SL 82 X FF 89 1-2 ③ G6-3		B FF 92 B FF 91 X SI 90 2-0 ③ G4-3		B FF 90 C FF 90 S FF 91 F SL 88 B FF 92 B FF 93 F FF 93 X FF 92 3-2 ③ F9	5	2	2	4	1	0	4
4 Brandon Phillips, R (1, 4) OBP: 0.331, SLG: 0.490	F FF 87 B FF 88 F FF 88 B FF 90 B SL 82 X FF 87 3-2 ③ F9		X FF 87 0-0 2-H HR	B SL 87 S SL 87 X SL 87 1-1 F7 S 28 SF8 1B		S SL 81 S SL 82 S SL 82 0-3 ① K		X SL 78 0-0 ① F7		5	2	2	2	0	1	1
Adam Dunn, L (1, 7) OBP: 0.382, SLG: 0.523 Corey Patterson, L (8, 8) OBP: 0.222, SLG: 0.340		B SL 83 B SL 82 F FF 83 C CU 68 B FF 88 S CU 70 3-3 ① K	C FF 85 S CH 77 F CH 77 F CU 71 F CU 70 F CU 72 B FF 87 S CU 71 1-3 ② K	B FF 94 B CH 86 X SL 88 2-0 ① F7 1-3		C SI 88 B FF 89 S SL 82 B FF 90 X SL 82 2-2 HR		C FF 90 B CH 86 B FF 91 F FF 91 X FF 91 2-2 ② G4-3		5 0	1 0	1 0	1 0	0 0	2 0	1 0
28 Edwin Encarnación, R (1, 5) OBP: 0.332, SLG: 0.458		X FF 86 0-0 HR	B CH 78 X CH 78 1-0 19 1B 1B	C SL 88 F FF 92 B SL 88 X SL 86 1-2 ② SF8 3-H		X SL 82 0-0 ② F7		C SL 80 X SL 82 0-1 ③ G1-3		4	1	2	2	0	0	0
19 Joey Votto, L (1, 3) OBP: 0.354, SLG: 0.475		B FF 85 C FF 85 F CU 70 X CU 70 1-2 1B	C FF 86 B CU 72 X FF 87 1-1 1-3 BB 1B	S SL 87 B SL 88 F SL 87 S SL 89 1-3 ③ K		C SI 88 B SL 82 B FF 85 C CH 83 B SL 84 X CH 80 3-2 ③ G4-3			X SL 84 0-0 HR	5	1	3	1	0	1	0
David Ross, R (1, 2) OBP: 0.390, SLG: 0.429		1 SAFE B SL 81 B FF 87 F SL 80 C CU 69 D CU 67 X CU 69 3-2 ② P6	C SL 86 B SL 87 D FF 92 B SL 86 B SL 86 4-1 1-2 BB	C B X 1-1 HR		B FF 90 B FF 91 B FF 91 C FF 90 X FF 90 3-1 HR			C SI 88 X SL 84 0-1 1B 1B	4	2	3	2	1	0	1
61 Bronson Arroyo, R (1, 1) OBP: 0.222, SLG: 0.242 45 Bill Bray, L (6, 1) 32 Jay Bruce, L (7, PH) OBP: 0.339, SLG: 0.434 Mike Lincoln, R (7, 1) 51 Jared Burton, R (8, 1) Andy Phillips, R (9, PH) OBP: 0.194, SLG: 0.172 48 Francisco Cordero, R (9, 1)		B FF 88 T FF 87 C CU 71 C CU 72 1-3 ③ K	F SL 86 C SL 83 X SL 86 0-2 ③ G5-3	S FF 89 S SL 84 X SL 84 0-2 ① P4		B SL 81 X FF 90 1-0 G6-3 1B			B FF 91 B FF 90 F FF 88 S FF 90 X FF 87 2-2 ① F7	3 0 1 0 0 1 0	0 0 0 0 0 0 0	0 0 1 0 0 0 0	0 0 0 0 0 0 0	1 0 0 0 0 0 0	4 0 0 0 0 1 0	
Inning Stats	R: 0 E: 0 K: 0 S: 10 H: 0 LOB: 1 BB: 1 P: 18	R: 1 E: 0 K: 2 S: 13 H: 2 LOB: 1 BB: 0 P: 21	R: 3 E: 0 K: 1 S: 19 H: 4 LOB: 3 BB: 2 P: 32	R: 4 E: 0 K: 1 S: 21 H: 4 LOB: 0 BB: 0 P: 31	R: 1 E: 0 K: 1 S: 12 H: 2 LOB: 1 BB: 0 P: 15	R: 1 E: 0 K: 1 S: 10 H: 1 LOB: 0 BB: 0 P: 15	R: 1 E: 0 K: 0 S: 7 H: 2 LOB: 1 BB: 0 P: 14	R: 0 E: 0 K: 0 S: 6 H: 0 LOB: 0 BB: 0 P: 8	R: 1 E: 0 K: 0 S: 16 H: 3 LOB: 2 BB: 0 P: 22	1B: 10 2B: 1 3B: 0 HR: 7 SF: 1 SAC: 0 DP: 0 HBP: 0						WP: 0 PB: 0 SB: 1 CS: 0 PA: 48	

PITCHER		IP	WLS	BF	H	R	ER	SO	BB	IBB	HBP	BLK	WP	HR	S	P	ERA	WHIP
30 Ted Lilly, L ERA: 4.68	(1, 1)	2.2	L	16	6	4	4	3	2	0	0	0	0	2	38	63	13.50	3.000
43 Michael Wuertz, R ERA: 3.55	(3, 1)	1.1		9	4	4	4	1	1	0	0	0	0	1	25	39	27.00	3.750
32 Jon Lieber, R ERA: 3.43	(5, 1)	2.0		9	3	2	2	2	0	0	0	0	0	2	22	30	9.00	1.500
57 Chad Gaudin, R ERA: 3.62	(7, 1)	2.0		8	2	1	1	0	0	0	0	0	0	1	13	22	4.50	1.000
48 Neal Cotts, L ERA: 2.93	(9, 1)	1.0		6	3	1	1	0	0	0	0	0	0	1	16	22	9.00	3.000

PITCHER	IP	WLS	BF	H	R	ER	SO	BB	IBB	HBP	BLK	WP	HR	S	P	ERA	WHIP

TOP

AB	44
R	12
H	18
RBI	12
BB	3
SO	6
LOB	16

Batter	1	2	3	4	5	6	7	8	9	AB	R	H	RBI	BB	SO	LOB
2 Ryan Theriot, R (1, 6) OBP: 0.388, SLG: 0.365	X CH 78 0-0 25 2B 1B	C SI 88 F SI 91 B SI 90 B SL 78 F SL 76 B SI 91 X SI 91 3-2 2-H 3-H 1B		F SI 89 X SI 90 0-1 ③ G6-3		C SL 84 X SL 85 0-1 ① ② G5-4-3 1-2f 3-H		B SL 85 C FF 91 F FF 90 X SI 92 1-2 ② FC4-6 1 FC1-4-6 1-2f		5	1	2	2	0	0	2
1 Kosuke Fukudome, L (1, 9) OBP: 0.387, SLG: 0.414 48 Neal Cotts, L (9, 1)	C CH 78 B CU 72 1 SAFE F SI 86 B SI 88 F SL 76 C SL 75 2-3 ① K	1 SAFE B CH 80 X SI 89 1-0 ③ F9			C CU 70 C CU 67 F SL 76 F SI 89 S SL 76 0-3 ① K	S SL 84 C FF 92 B SL 84 S SL 86 1-3 ③ K		F FF 92 C FF 92 F CH 87 D CH 88 B CH 88 X FF 93 2-2 ③ FC1-4-6 1-2f		5 0	0 0	0 0	0 0	0 0	3 0	3 0
25 Derrek Lee, R (1, 3) OBP: 0.370, SLG: 0.509	C SI 90 B SI 90 F SI 88 B SL 79 B SL 77 X CU 72 3-2 16 F9 1-H 2B		C SL 74 C SL 76 F SI 90 B SL 78 B SI 91 B SI 91 B CU 70 4-2 16 G6-4-3 BB		F SL 75 X SI 88 0-1 ② F7		C SI 90 X SI 91 0-1 ① F9		B FF 94 C FF 94 X FF 93 1-1 ① F8	4	0	1	1	1	0	0
16 Aramis Ramirez, R (1, 5) OBP: 0.384, SLG: 0.516	C SI 90 F SI 90 X SL 76 0-2 ② F9 2-3		C CU 70 B SI 90 X SI 90 1-1 ① ② G6-4-3 1-2f		C SI 90 F CU 73 F SL 78 B SL 78 B CU 70 B SI 91 F SI 90 F SI 90 B SL 77 4-2 18 1B BB		B CU 79 C CU 77 B SI 91 F FC 90 F SI 92 F FC 86 B FC 87 F CU 79 F SI 92 4-2 B SI 93 18 1B BB		C FF 94 F FF 94 B FF 95 F CH 86 F FF 95 F SL 86 F FF 96 F CH 87 B SL 87 2-3 ② S SL 86 K	3	0	0	0	2	1	2
18 Geovany Soto, R (1, 2) OBP: 0.372, SLG: 0.533	F SI 88 C SI 90 B SI 87 X SI 88 1-2 ③ G5-3		X SI 91 0-0 ③ G1-3		C SI 89 X SI 87 0-1 1-2 1B		C SI 90 B SI 91 X CU 76 1-1 1-2 1B		B SL 86 B SL 87 C SL 86 F SL 86 B FF 94 S SL 86 3-3 ③ K	5	0	2	0	0	1	1
Jim Edmonds, L (1, 8) OBP: 0.324, SLG: 0.403		B C CU 71 X SI 87 1-1 ① G4-3		C SI 85 B SI 89 X CU 72 1-1 17 HR 2B	B CU 70 C CH 83 B CH 82 X CU 72 2-1 ③ G3-1		B FC 91 B SI 91 X FC 89 2-0 ② F7			4	1	1	0	0	0	4
Mark DeRosa, R (1, 7) OBP: 0.374, SLG: 0.453 (9, 9)		C SI 88 B SI 90 B SI 91 F SL 76 F SI 90 F CH 79 B SL 77 F CU 72 F SI 90 4-2 B CH 80 17 2B 2 1B BB		C SI 88 B SI 88 C SI 89 F SL 77 B SL 78 X SI 91 2-2 ① G6-3		B FF 92 F SL 85 S FF 93 B FF 92 B SL 86 X FF 92 3-2 FC5 17 BB E 1B	C CU 78 B SI 92 C SI 92 B CU 79 S FC 90 2-3 ③ K			3	2	1	0	1	1	3
17 Mike Fontenot, L (1, 4) OBP: 0.366, SLG: 0.519		C CU 69 B SI 89 X SI 89 1-1 2 1B 1-3 2B		C CU 69 B CU 68 B CU 68 C SL 74 X SI 90 2-2 2-H HR		B FF 93 B FF 94 C FF 92 T SL 84 B SL 86 F SL 86 B SI 93 4-2 E 2 G5-4-3 1-2 BB		C FF 92 B CH 87 F CH 87 B FF 92 F FF 91 F CH 86 B FF 92 F FF 91 X FF 92 3-2 E1 2 FC4-6		3	3	2	2	1	0	0
30 Ted Lilly, L (1, 1) OBP: 0.222, SLG: 0.229 43 Michael Wuertz, R (3, 1) 38 Carlos Zambrano, S (4, PH) OBP: 0.352, SLG: 0.481 32 Jon Lieber, L (5, 1) Ronny Cedeno, R (6, PH) OBP: 0.340, SLG: 0.354 57 Chad Gaudin, R (7, 1) Daryle Ward, L (8, PH) OBP: 0.404, SLG: 0.426 (9, 7)		C CU 73 B SL 74 S SL 74 F SI 89 X SL 77 1-2 ② G1-3		B SI 91 S CU 72 B SI 90 X SI 89 2-1 ② G1-3		C SL 86 S SL 85 B FF 92 X SL 84 1-2 FC5 2 G5-4-3 1-3 2-H		B FF 91 X FF 92 1-0 ① F7	1 0 1 0 1 0 1 0	0 0 0 0 0 0 0 0	0 0 0 0 0 0 0 0	0 0 0 0 0 0 0 0	0 0 0 0 0 0 0 0	0 0 0 0 0 0 0 0	2 0 0 0 1 0 1 1
Inning Stats	R: 1 E: 0 K: 1 S: 14 H: 2 LOB: 1 BB: 0 P: 20	R: 2 E: 0 K: 0 S: 19 H: 2 LOB: 1 BB: 1 P: 30	R: 0 E: 0 K: 0 S: 6 H: 0 LOB: 0 BB: 1 P: 11	R: 2 E: 0 K: 0 S: 13 H: 2 LOB: 0 BB: 0 P: 20	R: 0 E: 0 K: 1 S: 16 H: 1 LOB: 2 BB: 1 P: 22	R: 2 E: 1 K: 1 S: 14 H: 1 LOB: 0 BB: 1 P: 23	R: 0 E: 0 K: 1 S: 14 H: 1 LOB: 2 BB: 1 P: 23	R: 0 E: 1 K: 0 S: 14 H: 0 LOB: 1 BB: 0 P: 21	R: 0 E: 0 K: 2 S: 13 H: 0 LOB: 0 BB: 0 P: 19	1B: 5 2B: 3 3B: 0 HR: 1	SF: 0 SAC: 0 DP: 2 HBP: 0			WP: 0 PB: 0 SB: 0 CS: 0	PA: 41		

PITCHER	IP	WLS	BF	H	R	ER	SO	BB	IBB	HBP	BLK	WP	HR	S	P	ERA	WHIP
61 Bronson Arroyo, R (1, 1) ERA: 5.97	5.0	W	24	7	5	5	2	3	0	0	0	0	1	68	103	9.00	2.000
45 Bill Bray, L (6, 1) ERA: 2.57	1.0		5	1	2	0	1	1	0	0	0	0	0	14	23	0.00	2.000
Mike Lincoln, R (7, 1) ERA: 4.1	1.0		5	1	0	0	1	1	0	0	0	0	0	14	23	0.00	2.000
51 Jared Burton, R (8, 1) ERA: 2.23	1.0		4	0	0	0	0	0	0	0	0	0	0	14	21	0.00	0.000
48 Francisco Cordero, R (9, 1) ERA: 2.38	1.0		3	0	0	0	2	0	0	0	0	0	0	13	19	0.00	0.000

PITCHER	IP	WLS	BF	H	R	ER	SO	BB	IBB	HBP	BLK	WP	HR	S	P	ERA	WHIP

BOTTOM

Cincinnati Reds @ Chicago Cubs

Wrigley Field, Chicago, IL

Thu Jul 10 2008, 1:20 PM CDT

Att. 41,459 - Partly Cloudy - 81 F

livebaseballscorecards.com

AB	36
R	7
H	9
RBI	5
BB	5
SO	6
LOB	19

Batter	1	2	3	4	5	6	7	8	9	AB	R	H	RBI	BB	SO	LOB
14 Fred Lewis, L (1, 7) OBP: 0.351, SLG: 0.445	C SI 91 B SL 86 F SI 90 F SI 89 C SI 91 1-3 ① K		B SL 84 X SI 90 1-0 ③ F8			F SL 85 X CH 83 0-1 1B 1B		S SI 93 F SI 92 B FF 92 B SI 93 S SI 92 2-3 ③ K		4	0	1	0	0	2	0
Ray Durham, S (1, 4) OBP: 0.381, SLG: 0.413	S SL 83 B SI 91 F SI 92 F CH 86 F SI 91 B CH 84 X SI 92 2-2 ② G6-3			C B B X 2-1 ① F9		B SI 91 F SI 91 X SI 90 1-1 1-2 1B			B FF 96 B FF 96 C FF 96 F FF 96 X FF 96 2-2 1 1B 2B	4	1	2	0	0	0	0
2 Randy Winn, S (1, 9) OBP: 0.356, SLG: 0.407 8 Eugenio Velez, S (3, 9) OBP: 0.244, SLG: 0.315	B SI 90 F SI 91 F SL 86 F SI 90 B SL 85 B SL 79 B SI 90 4-2 BB			X SI 90 0-0 ② G1-3		B SI 91 C SL 84 2 SAFE F CH 81 C SI 92 1-3 ② K			B CU 82 C FF 96 B FF 96 F FF 96 B CU 83 B FF 97 4-2 1 1B BB	0 2	0 0	0 0	0 0	1 1	0 1	0 2
1 Bengie Molina, R (1, 2) OBP: 0.315, SLG: 0.408 7 Emmanuel Burriss, S (9, PR) OBP: 0.350, SLG: 0.342	B SI 91 X SI 91 1-0 ③ G1-4-3			B SI 90 C SI 90 B SI 88 B SI 91 B SI 90 4-1 BB		X SL 86 0-0 ③ F9			B SL 84 F FF 97 X FF 97 1-1 1-3 2-H 33 1B	3 0	0 0	1 0	1 0	1 0	0 0	3 0
33 Aaron Rowand, R (1, 8) OBP: 0.358, SLG: 0.447		S SL 77 B SI 89 B SL 76 B SI 89 C SI 90 X SI 91 3-2 ① G4-3		X SI 91 0-0 ③ G4-3			C SL 76 X SL 86 0-1 ① F9		C FF 96 C CU 82 B FF 97 C FF 96 1-3 ① K 1-2	4	0	0	0	0	1	3
21 John Bowker, L (1, 3) OBP: 0.325, SLG: 0.465		C SI 91 X SL 81 0-1 ② G3			X CH 83 0-0 G6-4-3 1B		C SI 91 F SL 86 B SI 91 F SI 90 X SI 91 1-2 ② P4		F FF 97 X CU 83 0-1 ② F9	4	0	1	0	0	0	3
Rich Aurilia, R (1, 5) OBP: 0.333, SLG: 0.436		C SI 91 B SI 91 X SI 90 1-1 ③ G6-3			X SI 91 0-0 ① ② G6-4-3 1-2f		C SL 78 X SI 90 0-1 ③ F7		B CU 83 X CU 83 1-0 ③ G3-1	4	0	0	0	0	0	4
Omar Vizquel, S (1, 6) OBP: 0.225, SLG: 0.174			B SI 89 B SI 88 C SI 88 C SI 88 F SI 90 X SI 90 2-2 ① F7		B SI 90 X SI 90 1-0 ③ L7			C SI 92 X SI 93 0-1 ① F8		3	0	0	0	0	0	0
18 Matt Cain, R (1, 1) OBP: 0.237, SLG: 0.371 Jose Castillo, R (8, PH) OBP: 0.311, SLG: 0.415 Tyler Walker, R (8, 1)			C C SI 90 S SL 82 0-3 ② K			C SL 83 F SI 90 B SI 90 S SL 78 1-3 ① K		B SL 86 B SI 92 F SI 93 B SI 94 X SI 93 3-1 ② P6		2 1 0	0 0 0	0 0 0	0 0 0	0 0 0	2 0 0	0 0 0
Inning Stats	R: 0 E: 0 K: 1 S: 13 H: 0 LOB: 1 BB: 1 P: 21	R: 0 E: 0 K: 0 S: 7 H: 0 LOB: 0 BB: 0 P: 11	R: 0 E: 0 K: 1 S: 8 H: 0 LOB: 0 BB: 0 P: 11	R: 0 E: 0 K: 0 S: 5 H: 0 LOB: 1 BB: 1 P: 11	R: 0 E: 0 K: 0 S: 3 H: 1 LOB: 0 BB: 0 P: 4	R: 0 E: 0 K: 2 S: 11 H: 2 LOB: 2 BB: 0 P: 14	R: 0 E: 0 K: 0 S: 8 H: 0 LOB: 0 BB: 0 P: 9	R: 0 E: 0 K: 1 S: 7 H: 0 LOB: 0 BB: 0 P: 12	R: 1 E: 0 K: 1 S: 13 H: 2 LOB: 3 BB: 1 P: 22	1B: 4 2B: 1 3B: 0 HR: 0 SF: 0 SAC: 0 DP: 1 HBP: 0						WP: 0 PB: 0 SB: 1 CS: 0 PA: 34	

TOP

San Francisco Giants @ Chicago Cubs

Wrigley Field, Chicago, IL

Fri Jul 11 2008, 1:20 PM CDT

Att. 41,605 - Sunny - 72 F

livebaseballscorecards.com

AB	31
R	1
H	5
RBI	1
BB	3
SO	6
LOB	15

PITCHER		IP	WLS	BF	H	R	ER	SO	BB	IBB	HBP	BLK	WP	HR	S	P	ERA	WHIP
Jason Marquis, R ERA: 4.44	(1, 1)	7.0		25	3	0	0	4	2	0	0	0	0	0	55	81	0.00	0.714
Bob Howry, R ERA: 4.57	(8, 1)	1.0	W	3	0	0	0	1	0	0	0	0	0	0	7	12	0.00	0.000
34 Kerry Wood, R ERA: 3.02	(9, 1)	1.0	S	6	2	1	1	1	1	0	0	0	0	0	13	22	9.00	3.000

PITCHER	IP	WLS	BF	H	R	ER	SO	BB	IBB	HBP	BLK	WP	HR	S	P	ERA	WHIP

BOTTOM

San Francisco Giants @ Chicago Cubs

Wrigley Field, Chicago, IL

Fri Jul 11 2008, 1:20 PM CDT

Att. 41,605 - Sunny - 72 F

Batter	1	2	3	4	5	6	7	8	9	AB	R	H	RBI	BB	SO	LOB
2 Ryan Theriot, R (1, 6) OBP: 0.389, SLG: 0.367	C FF 91 F FF 91 S FF 92 0-3 ① K		F FF 90 F FF 92 B FF 94 B CH 88 F FF 93 F FF 93 F FF 93 X FF 94 2-2 ① 17 CS 1B			B FF 91 F FF 92 F FF 93 F FF 94 B FF 94 F FF 93 X FF 93 2-2 ① F9		C FF 93 B FF 93 X FF 91 1-1 17 SH1-4 16 HR 1B		4	1	2	0	0	1	0
17 Mike Fontenot, L (1, 4) OBP: 0.365, SLG: 0.511	B CU 75 B FF 92 B FF 91 C FF 92 B FF 92 4-1 16 HBP BB		B FF 92 B CH 86 B FF 92 C FF 92 C FF 91 X CH 88 3-2 ① ② G1-3 1-2			S CH 86 F CH 87 C FF 94 0-3 ② K		L FF 91 X FF 91 0-1 ① SH1-4 1-2		2	0	0	0	1	1	1
25 Derrek Lee, R (1, 3) OBP: 0.372, SLG: 0.511	C FF 92 F FF 92 1 SAFE B FF 92 1 SAFE C SL 85 1-3 ② K		X FF 93 0-0 ③ F8			C FF 94 X FF 93 0-1 2B		I IN 69 I IN 72 I IN 75 I IN 75 4-0 16 HR IBB		3	1	1	0	1	1	1
16 Aramis Ramirez, R (1, 5) OBP: 0.388, SLG: 0.525	F FF 91 H FF 91 1-1 1-2 HBP			C FF 92 X FF 90 0-1 ① F9		B FF 93 B FF 94 I IN 77 I IN 77 4-0 IBB		X SI 92 0-0 1-H 2-H HR		2	1	1	3	1	0	0
18 Geovany Soto, R (1, 2) OBP: 0.368, SLG: 0.526	B SL 84 C SL 84 S FF 93 D SL 86 B FF 93 S FF 94 3-3 ③ K			F FF 92 S SL 87 B SL 87 F FF 93 C FF 94 1-3 ② K		C SL 85 S SL 86 X SL 87 0-2 ③ G4-3		B FF 94 S SL 82 S SL 83 B FF 93 B SL 84 C SL 83 3-3 ② K		4	0	0	0	0	3	4
Daryle Ward, L (1, 7) OBP: 0.400, SLG: 0.440 Ronny Cedeno, R (7, PR) OBP: 0.340, SLG: 0.354 Bob Howry, L (8, 1) Jim Edmonds, L (8, PH) OBP: 0.323, SLG: 0.401 34 Kerry Wood, R (9, 1)		C FF 90 C CH 85 X FF 92 0-2 ① F8		B FF 92 C CH 86 B CU 77 X CH 87 2-1 ③ F8			B FF 91 C CH 86 X CH 85 1-1 2B	S FF 93 B CH 83 B CH 84 C FF 94 S SL 84 2-3 ③ K		3 0 0 1 0	0 0 0 0 0	1 0 0 0 0	0 0 0 0 0	0 0 0 1 0	0 0 0 0 0	0 0 0 0 0
Mark DeRosa, R (1, 9) OBP: 0.373, SLG: 0.450 (8, 7)		C FF 92 B SL 85 B SL 85 F FF 92 F FF 93 B SL 87 F SL 86 B FF 94 4-2 BB	B SL 84 F FF 92 S SL 87 B SL 87 C FF 93 2-3 ① K			S FF 93 B FF 92 S FF 93 T FF 93 1-2 ① K				2	0	0	0	1	2	1
9 Reed Johnson, R (1, 8) OBP: 0.333, SLG: 0.377		S FF 92 C SL 86 F SL 85 F FF 93 1 SAFE 1 SAFE F SL 86 X FF 92 0-2 ② F7	S FF 93 B FF 94 F SL 88 X SL 87 1-2 ② L8			B SL 86 B SL 85 S FF 93 S FF 93 S FF 94 2-3 ② K				3	0	0	0	0	1	2
Jason Marquis, L (1, 1) OBP: 0.216, SLG: 0.229 1 Kosuke Fukudome, L (7, PH) OBP: 0.386, SLG: 0.413 (8, 9)		B FF 92 B FF 91 S FF 93 F FF 92 X CH 87 2-2 ③ P6	F FF 93 L FF 94 B SL 86 B FF 94 S CH 88 2-3 ③ K			F CH 87 X CH 87 0-1 ③ P2				2 1	0 0	0 0	0 0	0 0	1 0	1 1
Inning Stats	R: 0 H: 0 E: 0 LOB: 2 K: 3 BB: 1 S: 11 P: 20	R: 0 H: 0 E: 0 LOB: 1 K: 0 BB: 1 S: 16 P: 22	R: 0 H: 1 E: 0 LOB: 0 K: 0 BB: 0 S: 10 P: 15	R: 0 H: 0 E: 0 LOB: 0 K: 1 BB: 0 S: 8 P: 11	R: 0 H: 0 E: 0 LOB: 0 K: 2 BB: 0 S: 9 P: 14	R: 0 H: 1 E: 0 LOB: 2 K: 1 BB: 1 S: 13 P: 19	R: 0 H: 1 E: 0 LOB: 1 K: 2 BB: 0 S: 10 P: 14	R: 3 H: 2 E: 0 LOB: 0 K: 2 BB: 1 S: 11 P: 21		1B: 2 2B: 2 3B: 0 HR: 1	SF: 0 SAC: 1 DP: 0 HBP: 1			WP: 0 PB: 0 SB: 0 CS: 1	PA: 33		

livebaseballscorecards.com

AB	27
R	3
H	5
RBI	3
BB	4
SO	11
LOB	11

PITCHER		IP	WLS	BF	H	R	ER	SO	BB	IBB	HBP	BLK	WP	HR	S	P	ERA	WHIP
18 Matt Cain, R ERA: 4.06	(1, 1)	7.0		27	3	0	0	9	2	1	1	0	0	0	77	115	0.00	0.714
Tyler Walker, R ERA: 5.0	(8, 1)	1.0	L	6	2	3	3	2	0	1	0	0	0	1	11	21	27.00	2.000

PITCHER	IP	WLS	BF	H	R	ER	SO	BB	IBB	HBP	BLK	WP	HR	S	P	ERA	WHIP

Batter	1	2	3	4	5	6	7	8	9	10	11	AB	R	H	RBI	BB	SO	LOB
8 Eugenio Velez, S (1, 7) OBP: 0.248, SLG: 0.310	C FF 92 X FF 94 0-1 G6-3 ①		B SL 84 B FF 94 B FF 92 B FF 94 4-0 1B BB		S CH 87 F FF 93 X FF 96 0-2 1B 1B		C SL 88 X SI 94 0-1 G6-3 ②		C SL 81 S SL 81 F SL 82 X FF 93 0-2 G4-3 ① 2-3	C CU 70 X SL 86 0-1 G5-3 ①		5	0	1	0	1	0	1
Jose Castillo, R (1, 5) OBP: 0.311, SLG: 0.414	F FF 93 B SL 87 F SL 88 S FF 97 1-3 K ②		1 SAFE C SL 86 F FF 93 X SL 88 0-2 1-2 1B		F SL 85 S CH 86 F FF 88 B FF 95 X SL 85 1-2 1-2 1B		X CU 79 0-0 F9 ③		B SL 82 B SL 81 S SL 83 X SL 81 1-2 E1 1B 1 1B	C CU 73 F CU 73 S FF 88 0-3 K ②		6	1	2	0	0	2	1
Ray Durham, S (1, 4) OBP: 0.383, SLG: 0.413	B FF 93 B FF 94 F FF 94 B FF 88 C FF 94 B FF 89 4-2 BB		S CH 86 F FF 94 S FF 88 0-3 K ②		C SL 86 B FF 92 X CH 86 1-1 G6-3 ③			B SI 83 X SI 92 1-0 1 2B 1B	B SL 82 B SL 82 C SL 82 S FF 92 X SL 81 2-2 33 BB 1 1B 21 FC3-6 1-3 3-H 1B	B SL 85 C CU 71 C CU 72 X FF 89 1-2 F9 ③		5	2	2	1	1	1	4
1 Bengie Molina, R (1, 2) OBP: 0.318, SLG: 0.416	X FF 92 0-0 F8 ③		C CH 86 B FF 88 X SL 87 1-1 F8 ③			B FF 89 F FF 91 B FF 92 F SL 87 X FF 88 2-2 F9 2B		B FF 95 B SL 86 X FF 93 2-0 1-H 33 1B 2B	B FF 95 X SL 81 1-0 21 FC3-6 33 BB 50 1B 1-2 3-H 1B		C SL 83 S CU 72 X CU 72 0-2 G5-3 ①	6	2	3	2	0	0	3
33 Aaron Rowand, R (1, 8) OBP: 0.363, SLG: 0.451		X FF 91 0-0 2B		C SL 84 F FF 91 B FF 94 S CH 87 1-3 K ①		B FF 91 B SL 86 C FF 91 T FF 94 B FF 94 4-2 BB		C CU 78 S SL 88 F SL 88 B CU 79 F FF 94 B SL 85 X FF 93 2-2 2-H B1-3 1B	B SL 83 B SL 81 S SL 83 C FF 92 B FF 93 4-1 1-2 2-3 21 FC3-6 BB		B CU 71 F SL 82 B CU 72 B SL 86 F SL 84 C CU 71 3-3 K ②	4	0	2	1	2	2	0
21 John Bowker, L (1, 9) OBP: 0.319, SLG: 0.455 7 Emmanuel Burriss, S (9, PR) OBP: 0.347, SLG: 0.339 (9, 9)		B SL 84 C FF 92 F SL 86 F FF 96 S FF 94 1-3 K ①		B FF 92 C FF 92 T SL 86 C FF 88 1-3 K ②		F CH 86 D SL 87 S FF 93 F FF 96 F FF 88 T FF 95 1-2 K ①		B SL 86 B FF 91 S FF 92 F FF 91 X SL 85 2-2 F7 ①	B SL 83 B FF 94 C SL 81 X SL 81 1-2 FC3-6 50 1B HBP 50 E 1-2f 2-3 3-H ②		S SL 86 X CU 71 0-1 G6-3 ③	5 1	0 1	0 0	0 0	1 0	0 0	3 0	6 0
Rich Aurilia, R (1, 3) OBP: 0.331, SLG: 0.429		F SL 87 F SL 87 B FF 96 S FF 95 1-3 K ②		C FF 93 B SL 87 S FF 94 S FF 97 1-3 K ③		B SL 81 S SL 81 B SL 82 X FF 92 2-1 F9 ② 2-3		X SL 84 0-0 B1-3 ② 1-2	1 SAFE H FF 94 1-0 50 E 1-2 HBP			4	0	0	0	0	2	4
Omar Vizquel, S (1, 6) OBP: 0.221, SLG: 0.170 Jack Taschner, L (6, 1) 2 Randy Winn, S (8, PH) OBP: 0.355, SLG: 0.406 Sergio Romo, R (8, 1) 50 Eliezer Alfonzo, R (9, PH) OBP: 0.111, SLG: 0.111 Tyler Walker, R (9, 1) 38 Brian Wilson, R (10, 1)		X FF 93 0-0 F7 ③			B FF 90 B FF 91 C FF 92 F FF 92 B FF 95 F FF 94 F FF 95 F FF 96 F FF 95 3-3 S SL 88 K ①	B FF 92 B SI 92 F FF 89 F CH 86 X FF 94 2-2 G6-3 ③		F FF 93 C SI 92 B SI 92 B SI 93 F SL 84 X SI 92 2-2 F7 ③	C SL 80 X SL 82 0-1 E6 1-2 2-H 3-H 1B		3 0 0 1 0 1 0 0	0 0 0 0 1 0 0 0	0 0 0 1 0 1 0 0	0 0 0 0 0 0 0 0	1 0 1 0 0 0 0 0	0 0 1 0 0 0 0 0	3 1 0 0 0 0 0 0
Kevin Correia, R (1, 1) OBP: 0.167, SLG: 0.091 56 Osiris Matos, R (4, 1) 14 Fred Lewis, L (5, PH) OBP: 0.350, SLG: 0.444 22 Keiichi Yabu, R (5, 1) Ivan Ochoa, R (6, 6) OBP: 0.333, SLG: 0.667			C FF 91 B FF 91 F FF 92 C FF 95 1-3 K ①		B FF 93 B FF 92 F FF 94 F FF 94 X SL 87 2-2 F9 ②		C FF 94 S SL 88 B SL 88 X SI 94 1-2 F9 ①		1-2 G4-3 8 1B 2B	F FF 93 C SI 92 B SI 92 B SI 93 F SL 84 X SI 92 3-2 F9		1 0 1 0 3	0 0 0 0 1	0 0 0 0 1	0 0 0 0 0	1 0 0 0 0	0 0 0 0 2	0 0 0 0 2
Inning Stats	R: 0 E: 0 K: 1 S: 8 H: 0 LOB: 1 BB: 1 P: 13	R: 0 E: 0 K: 2 S: 9 H: 1 LOB: 1 BB: 0 P: 11	R: 0 E: 0 K: 2 S: 11 H: 1 LOB: 2 BB: 1 P: 17	R: 0 E: 0 K: 3 S: 9 H: 0 LOB: 0 BB: 0 P: 12	R: 0 E: 0 K: 1 S: 19 H: 2 LOB: 2 BB: 0 P: 26	R: 0 E: 0 K: 1 S: 15 H: 1 LOB: 2 BB: 1 P: 26	R: 0 E: 0 K: 0 S: 6 H: 0 LOB: 0 BB: 0 P: 7	R: 2 E: 0 K: 0 S: 15 H: 3 LOB: 1 BB: 0 P: 24	R: 5 E: 2 K: 0 S: 23 H: 4 LOB: 2 BB: 1 P: 36	R: 0 E: 0 K: 1 S: 8 H: 0 LOB: 0 BB: 0 P: 9	R: 0 E: 0 K: 1 S: 8 H: 0 LOB: 0 BB: 0 P: 11	1B: 8 2B: 4 3B: 0 HR: 0	SF: 0 SAC: 0 DP: 0 HBP: 1	WP: 0 PB: 0 SB: 0 CS: 0	PA: 51			

PITCHER		IP	WLS	BF	H	R	ER	SO	BB	IBB	HBP	BLK	WP	HR	S	P	ERA	WHIP
40 Rich Harden, R ERA: 2.19	(1, 1)	5.1		24	5	0	0	10	3	0	0	0	0	0	66	96	0.00	1.500
57 Chad Gaudin, R ERA: 3.58	(6, 1)	0.2		2	0	0	0	0	0	0	0	0	0	0	5	9	0.00	0.000
22 Kevin Hart, R ERA: 7.23	(7, 1)	1.0		6	3	2	2	0	0	0	0	0	0	0	13	19	18.00	3.000
48 Neal Cotts, L ERA: 2.87	(8, 1)	0.1		1	0	0	0	0	0	0	0	0	0	0	3	5	0.00	0.000
Bob Howry, R ERA: 4.5	(8, 1)	0.2		2	0	0	0	0	0	0	0	0	0	0	5	7	0.00	0.000

PITCHER		IP	WLS	BF	H	R	ER	SO	BB	IBB	HBP	BLK	WP	HR	S	P	ERA	WHIP
49 Carlos Marmol, R ERA: 3.61	(9, 1)	1.0		10	4	5	1	0	1	0	1	0	0	0	23	36	9.00	5.000
45 Sean Marshall, L ERA: 3.81	(10, 1)	2.0	W	6	0	0	0	2	0	0	0	0	0	0	16	20	0.00	0.000

TOP

San Francisco Giants @ Chicago Cubs

Wrigley Field, Chicago, IL

Sat Jul 12 2008, 12:05 PM CDT

Att. 41,555 - Cloudy - 75 F

livebaseballscorecards.com

AB	46
R	7
H	12
RBI	6
BB	4
SO	12
LOB	25

Batter	1	2	3	4	5	6	7	8	9	10	11	AB	R	H	RBI	BB	SO	LOB
2 Ryan Theriot, R (1, 6) OBP: 0.396, SLG: 0.371	B FF 89 X FF 88 1-0 1 1B 1B	B FF 90 B FC 88 B FC 88 C FF 89 F FF 89 B FC 90 4-2 1 FC4 1-2 BB		X FF 88 0-0 25 WP 25 1B 1B	C CU 74 B CU 79 B FF 90 B SI 92 X FF 92 3-1 ② F9		C FF 92 B CH 84 C SL 85 B SL 86 B FF 92 X SI 92 3-2 1B			B FF 96 S SL 86 B SL 89 F FF 96 F FF 98 B SL 85 B FF 97 4-2 1 SH1-4 BB		4	1	3	0	2	0	0
1 Kosuke Fukudome, L (1, 9) OBP: 0.384, SLG: 0.409	X FF 89 0-0 1-2 1B	B CH 82 C CH 84 S FC 89 X SL 84 1-2 FC4 1-2f ③		X FF 88 0-0 ① P4	B SI 90 C CH 83 C FF 91 C SI 92 1-3 ③		B FF 91 S FF 91 C FC 87 X SL 86 1-2 ③ F8			X FF 95 0-0 ① SH1-4 1-2		5	0	1	0	0	1	4
25 Derrek Lee, R (1, 3) OBP: 0.371, SLG: 0.508	X FF 89 0-0 ① F8		B FC 89 B FC 90 C SL 84 S FF 90 F SL 86 X FC 91 2-2 ① L8	B SL 82 B SI 88 X FF 89 2-0 18 1B 1-H 2B 1B		C FF 90 B SI 92 X FF 89 1-1 18 F9 16 HBP FC3-2 1B		C SL 79 B SI 88 B SI 89 X FF 89 2-1 ① F9		C SL 89 B SL 88 S FF 98 F FF 98 B SL 86 B FF 99 F SL 89 X SL 88 3-2 ② F8		6	1	2	1	0	0	3
16 Aramis Ramirez, R (1, 5) OBP: 0.387, SLG: 0.519	B FC 89 B FF 89 X FF 90 2-0 ② L8		F SL 85 B SL 84 B FC 90 X FF 89 2-1 ② F9	X FC 89 0-0 ② F9		H CU 75 1-0 FC3-2 1-2 HBP		C SI 87 C FF 89 B SL 78 F SL 76 B SL 75 F FF 90 B FF 90 F SL 77 T FF 90 3-2 ② K		I IN 78 I IN 82 I IN 80 I IN 79 4-0 IBB		4	0	0	0	1	1	3
18 Geovany Soto, R (1, 2) OBP: 0.367, SLG: 0.521	S SL 83 F SL 82 B FC 91 S FC 89 1-3 ③ K		B FC 91 B SL 84 F SL 85 B FC 91 F FC 90 F SL 83 B SL 84 4-2 HR BB	C FF 88 B FC 89 X FC 89 1-1 1-2 2B 1B		B CU 76 B FF 90 X FF 89 2-0 ① F9 2-3		B FF 89 C SL 79 X SL 79 1-1 P2		X SL 87 0-0 ③ G4-3		5	2	1	0	1	1	6
Jim Edmonds, L (1, 8) OBP: 0.325, SLG: 0.421 22 Kevin Hart, R (7, 1) 48 Neal Cotts, L (8, 1) Bob Howry, L (8, 1) 49 Carlos Marmol, R (9, 1) Daryle Ward, L (9, PH) OBP: 0.393, SLG: 0.431 45 Sean Marshall, L (10, 1) OBP: 0.400, SLG: 0.400		F FC 89 B FF 90 F FC 90 C SL 83 1-3 ① K	S FC 89 C FC 89 X FC 89 0-2 1-H HR	B CH 84 X FF 88 1-0 1-H 2-H 1B 2B		F SL 84 X SL 84 0-1 ② FC3-2 1-2 3-H		F SI 94 C FF 93 S SL 84 0-3 ① K2-3		C FF 95 X FF 94 0-1 17 FC5-6 BB 1B		4 0 0 0 0 1 1	2 0 0 0 0 0 0	2 0 0 0 0 0 1	4 0 0 0 0 0 0	0 0 0 0 0 1 1	1 0 0 0 0 0 0	2 0 0 0 0 0 0
Mark DeRosa, R (1, 7) OBP: 0.378, SLG: 0.457	C SL 82 S FF 90 X FC 89 0-2 17 1B 3B	B FF 91 B SL 84 B SL 83 B FC 88 4-0 17 BB BB	C SL 80 C SL 80 B FF 91 X FF 90 1-2 3-H 1B	B SI 90 C SI 92 S FF 92 F SL 85 B FF 92 B SI 85 X CH 85 3-2 ③ F8		B SL 83 C SL 82 B FF 93 C SL 82 X SL 82 2-2 ② F7		C FF 96 C FF 96 B SL 87 B FF 98 B SL 87 B FF 97 4-2 17 FC5-6 9 1B 1-2 BB		4	2	2	1	2	0	2
17 Mike Fontenot, L (1, 4) OBP: 0.370, SLG: 0.504	F CH 84 F CH 84 B FF 91 X CH 84 1-2 2 BB 3-H 1B	C FF 88 B FC 88 B SL 81 B CH 83 B CH 82 4-1 1-2 BB	C FF 91 B FF 92 C CH 80 S CH 82 1-3 ③ K	X FF 91 0-0 ① F8			B CH 83 B CH 81 C CH 82 B SI 93 B FF 92 4-1 BB			X FF 95 0-0 ① FC5-6 9 1B 1-2 2-3f		4	0	1	1	2	1	3
40 Rich Harden, L (1, 1) OBP: 0.143, SLG: 0.143 57 Chad Gaudin, R (6, 1) 9 Reed Johnson, R (7, 8) OBP: 0.333, SLG: 0.376	C FF 89 L FF 90 L SL 84 0-3 ② K	C FF 88 B CH 82 T FF 88 S SL 81 1-3 ③ K	C FF 91 B FF 90 F FF 90 S CU 75 1-3 ① K	B SI 91 F FF 91 X CH 84 1-1 G5-3			B FF 91 C SL 80 C SL 82 S SL 82 1-3 ③ K			B FF 97 B FF 96 X FF 96 2-0 1-2 2-H 1B		3 0 3	0 0 0	0 0 1	0 0 1	0 0 0	3 0 1	3 0 1
Inning Stats	R: 0 E: 0 K: 1 S: 7 H: 2 LOB: 2 BB: 0 P: 11	R: 1 E: 0 K: 2 S: 17 H: 2 LOB: 2 BB: 1 P: 24	R: 2 E: 0 K: 1 S: 16 H: 1 LOB: 2 BB: 3 P: 33	R: 4 E: 0 K: 1 S: 13 H: 5 LOB: 1 BB: 0 P: 19	R: 0 E: 0 K: 2 S: 8 H: 0 LOB: 0 BB: 0 P: 13	R: 0 E: 0 K: 0 S: 9 H: 1 LOB: 2 BB: 0 P: 16	R: 0 E: 0 K: 0 S: 9 H: 1 LOB: 1 BB: 0 P: 14	R: 0 E: 0 K: 1 S: 10 H: 0 LOB: 0 BB: 0 P: 16	R: 0 E: 0 K: 2 S: 10 H: 0 LOB: 1 BB: 1 P: 17	R: 0 E: 0 K: 0 S: 10 H: 0 LOB: 2 BB: 2 P: 21	R: 1 E: 0 K: 0 S: 6 H: 2 LOB: 2 BB: 1 P: 12	1B: 11 2B: 1 3B: 1 HR: 1 SF: 0 SAC: 1 DP: 0 HBP: 1	WP: 1 PB: 0 SB: 0 CS: 0 PA: 54					

PITCHER		IP	WLS	BF	H	R	ER	SO	BB	IBB	HBP	BLK	WP	HR	S	P	ERA	WHIP
Kevin Correia, R ERA: 5.81	(1, 1)	3.2		24	9	7	7	4	4	0	0	0	1	1	47	79	17.18	3.545
56 Osiris Matos, R ERA:	(4, 1)	0.1		2	1	0	0	1	0	0	0	0	0	0	6	8	0.00	3.000
22 Keiichi Yabu, R ERA: 3.28	(5, 1)	1.1		6	1	0	0	2	0	0	1	0	0	0	11	20	0.00	0.750
Jack Taschner, L ERA: 3.03	(6, 1)	1.2		6	1	0	0	0	0	0	0	0	0	0	15	23	0.00	0.600
Sergio Romo, R ERA: 3.38	(8, 1)	1.0		3	0	0	0	1	0	0	0	0	0	0	10	16	0.00	0.000

PITCHER		IP	WLS	BF	H	R	ER	SO	BB	IBB	HBP	BLK	WP	HR	S	P	ERA	WHIP
Tyler Walker, R ERA: 4.86	(9, 1)	1.0		4	0	0	0	2	1	0	0	0	0	0	10	17	0.00	1.000
38 Brian Wilson, R ERA: 4.46	(10, 1)	1.1	L	9	2	1	1	0	2	1	0	0	0	0	16	33	6.75	3.000

BOTTOM

San Francisco Giants @ Chicago Cubs

Wrigley Field, Chicago, IL

Sat Jul 12 2008, 12:05 PM CDT

Att. 41,555 - Cloudy - 75 F

livebaseballscorecards.com

AB	44
R	8
H	14
RBI	8
BB	8
SO	10
LOB	27

Batter	1	2	3	4	5	6	7	8	9	AB	R	H	RBI	BB	SO	LOB
14 Fred Lewis, L (1, 7) OBP: 0.351, SLG: 0.448	C SI 92 C SI 92 B FF 93 B SL 86 S SI 93 2-3 ① K		B FF 93 B FF 93 S FS 83 B SI 93 B SI 93 4-1 S 1B BB		B SI 91 B FS 83 C SI 90 F SI 92 X SL 85 2-2 ② G4-3		B SL 84 B SL 85 F FF 92 X FF 91 2-1 1-H 3B		1 SAFE 1 SAFE 1 SAFE S CH 88 1 SAFE B FA 89 C FF 90 X CH 88 1-2 ③ F7	4	1	1	1	1	1	1
Jose Castillo, R (1, 5) OBP: 0.310, SLG: 0.410	S SI 93 B SI 93 C SL 86 F FF 93 B SL 86 X SL 86 2-2 ② G5-3		S SL 86 1 SAFE B SI 92 X SI 93 1-1 ② P4 1-2		F FF 92 F SI 92 F FF 92 S FC 83 0-3 ③ K		B SI 92 B SL 85 B SI 92 B FF 91 4-0 BB			3	0	0	0	1	1	2
Ray Durham, S (1, 4) OBP: 0.385, SLG: 0.414	B SL 83 B FF 94 B SI 91 C FF 90 C SI 93 X FF 93 3-2 ③ G3-1		B FF 92 C SI 94 F SL 86 B SI 93 D FS 84 X SI 95 3-2 2-H 3-H 1B			X SI 88 0-0 1 G4-3 1B	B FF 92 X FF 92 1-0 ③ P5			4	0	2	2	0	0	2
1 Bengie Molina, R (1, 2) OBP: 0.315, SLG: 0.411		B SI 92 F SI 92 B FF 93 B SI 92 X SI 92 3-1 ① L6	1 SAFE C SI 93 S FF 93 B SI 94 D SL 86 S FF 92 2-3 ③ K			1 SAFE D SL 84 1 SAFE F SI 90 1 SAFE X SI 90 1-1 ① G4-3 1-2		C FF 92 F FF 93 B SI 92 X SL 80 1-2 ① F7		4	0	0	0	0	1	2
33 Aaron Rowand, R (1, 8) OBP: 0.359, SLG: 0.445		B SL 85 B SI 93 C SL 85 B SL 86 X FF 93 3-1 ② F8		S SL 84 B SL 86 S SL 84 X FF 92 1-2 ① F9		F SL 85 F SL 84 B SL 85 B FS 82 B FF 91 F SL 86 X SI 92 3-2 ② G6-3		S SL 82 X SL 80 0-1 ② F8		4	0	0	0	0	0	1
21 John Bowker, L (1, 9) OBP: 0.317, SLG: 0.449		C SI 92 S SL 85 S SI 93 0-3 ③ K		C FS 84 B FS 85 B FF 93 B SL 85 B FS 84 4-1 G6-3 1B BB		T FF 91 S FF 91 B FF 92 F FS 84 S SI 92 1-3 ③ K		F FF 92 B CH 88 C FF 92 B FF 92 C SL 81 2-3 ③ K		3	0	0	0	1	3	1
Rich Aurilia, R (1, 3) OBP: 0.330, SLG: 0.426			B SI 89 X SL 84 1-0 ① F7	B SI 91 C FS 82 X SI 91 1-1 ② G6-3 1-2			B SL 82 C SI 92 C SL 85 X FF 91 1-2 14 3B 1B		C SL 81 B FF 92 X SI 90 1-1 ① G4-3	4	1	1	0	0	0	1
Omar Vizquel, S (1, 6) OBP: 0.228, SLG: 0.179			C FF 92 S SI 93 F SI 93 X FF 92 0-2 55 S 55 3B 1B	D FS 82 X SL 84 1-0 ③ 2-H 1B			B SI 90 1 SAFE F SI 91 B SI 90 X SL 84 2-1 ① F7		C FF 91 F CH 87 S SL 83 0-3 ② K	4	1	2	0	0	1	1
55 Tim Lincecum, L (1, 1) OBP: 0.238, SLG: 0.231 8 Eugenio Velez, S (9, PH) OBP: 0.254, SLG: 0.315 38 Brian Wilson, R (9, 1)			1 SAFE S SI 88 B FF 92 X SL 85 1-1 1-H 1B 3B		C FF 91 C SI 92 B SI 92 S FS 82 1-3 ① K		X SI 89 0-0 ② B2		B SL 79 X FF 91 1-0 1B	3 1 0	1 0 0	1 1 0	1 0 0	0 0 0	1 0 0	1 0 0
Inning Stats	R: 0 E: 0 K: 1 S: 10 H: 0 LOB: 0 BB: 0 P: 17	R: 0 E: 0 K: 1 S: 7 H: 0 LOB: 0 BB: 0 P: 13	R: 3 E: 0 K: 1 S: 16 H: 3 LOB: 1 BB: 1 P: 28	R: 0 E: 0 K: 0 S: 7 H: 1 LOB: 2 BB: 1 P: 14	R: 0 E: 0 K: 2 S: 10 H: 0 LOB: 0 BB: 0 P: 13	R: 0 E: 0 K: 1 S: 11 H: 1 LOB: 1 BB: 0 P: 16	R: 1 E: 0 K: 0 S: 9 H: 2 LOB: 2 BB: 1 P: 19	R: 0 E: 0 K: 1 S: 8 H: 0 LOB: 0 BB: 0 P: 11	R: 0 E: 0 K: 1 S: 9 H: 1 LOB: 1 BB: 0 P: 12	1B: 6 2B: 0 3B: 2 HR: 0 SF: 0 SAC: 0 DP: 0 HBP: 0						

TOP

San Francisco Giants @ Chicago Cubs

Wrigley Field, Chicago, IL

Sun Jul 13 2008, 1:20 PM CDT

Att. 41,574 - Sunny - 76 F

livebaseballscorecards.com

AB	34
R	4
H	8
RBI	4
BB	3
SO	8
LOB	12

WP: 0 PA: 37
PB: 0
SB: 2
CS: 0

PITCHER		IP	WLS	BF	H	R	ER	SO	BB	IBB	HBP	BLK	WP	HR	S	P	ERA	WHIP
46 Ryan Dempster, R ERA: 3.25	(1, 1)	6.2	L	29	7	4	4	6	3	0	0	0	0	0	69	118	5.40	1.500
48 Neal Cotts, L ERA: 2.81	(7, 1)	0.1		1	0	0	0	0	0	0	0	0	0	0	1	2	0.00	0.000
57 Chad Gaudin, R ERA: 3.48	(8, 1)	2.0		7	1	0	0	2	0	0	0	0	0	0	17	23	0.00	0.500

PITCHER	IP	WLS	BF	H	R	ER	SO	BB	IBB	HBP	BLK	WP	HR	S	P	ERA	WHIP

Batter	1	2	3	4	5	6	7	8	9	AB	R	H	RBI	BB	SO	LOB
2 Ryan Theriot, R (1, 6) OBP: 0.394, SLG: 0.369	B SI 95 X SI 94 1-0 ① P3		C SI 95 C CU 81 B CU 80 B CU 81 X FF 96 2-2 ① 25 WP 25 BLK 1B		C FF 91 X CH 83 0-1 ② F9			S CH 83 B CH 84 X SI 93 1-1 ① G4-3	C FF 97 X FF 97 0-1 ③ G4-3	5	0	1	0	0	0	2
17 Mike Fontenot, L (1, 4) OBP: 0.367, SLG: 0.497	B SI 93 B FF 95 B FF 95 C SI 95 F FF 95 C CH 86 3-3 ② K		C CH 82 C FF 95 B CU 79 S CH 82 1-3 ② K		C CU 77 S CU 76 S CU 77 0-3 ③ K			B SI 96 C SI 94 X CH 83 1-1 16 G5-3 25 1B 1B		4	0	1	0	0	3	1
25 Derrek Lee, R (1, 3) OBP: 0.372, SLG: 0.508	F SI 97 C FF 97 B CH 84 B CU 82 X FF 96 2-2 16 1B 1B		B CU 76 B CH 82 C FF 96 X FF 96 2-1 ③ G1-3 1-3			S FF 94 C CH 83 C CU 82 0-3 ① K		F FF 95 B FF 95 S SL 83 X CH 83 1-2 1-2 1B		4	0	2	0	0	1	1
16 Aramis Ramirez, R (1, 5) OBP: 0.386, SLG: 0.515	F FF 96 1 SAFE C FF 96 1 SAFE 1 SAFE B CU 80 X FF 97 1-2 1-2 1B			C CH 84 S FF 94 S CU 81 0-3 ① K		B SI 94 C CH 84 X CU 80 1-1 ② F9		B CU 79 F CU 76 B CU 80 F CH 84 X CU 77 2-2 ② ③ G5-3 2-3f		4	0	1	0	0	1	2
Mark DeRosa, R (1, 9) OBP: 0.377, SLG: 0.453	X FF 96 0-0 ③ P3			B SI 94 B FF 91 B SI 94 B SI 94 4-0 2B BB		X CH 84 0-0 ③ G5-3			C FF 96 B SL 88 S FF 96 X FF 97 1-2 ① F9	3	1	0	0	1	0	2
Jim Edmonds, L (1, 8) OBP: 0.328, SLG: 0.424		B CH 84 B SI 93 X SI 93 2-0 ① F7		F FF 93 F FF 94 D CH 85 F FF 94 D CH 84 B CH 84 X CH 84 3-2 1-H 2B			C FF 94 X CU 74 0-1 ① G4-3		B SL 89 B FF 96 S FF 96 B FF 97 B FF 95 4-1 9 1B 18 1B BB	3	1	1	1	1	0	0
9 Reed Johnson, R (1, 7) OBP: 0.336, SLG: 0.376		C FF 95 B CU 78 S CU 79 S CU 81 1-3 ② K		B CU 76 F FF 94 F FF 94 S CU 80 1-3 ② K			F SI 94 B CH 83 B CU 74 F SI 95 H CU 81 3-2 HBP		C FF 95 F FF 96 X SL 87 0-2 18 1B 1-2 1B	3	0	1	0	0	2	1
Henry Blanco, R (1, 2) OBP: 0.328, SLG: 0.333 18 Geovany Soto, R (9, PH) OBP: 0.369, SLG: 0.522		X SI 97 0-0 ③ G4-3		C FF 94 F FF 95 X CU 80 0-2 ③ G4-3			S FF 96 F CH 82 C SL 83 0-3 ② K		B FF 98 B FF 97 X FF 97 2-0 1-3 2-H 1B	3 1	0 0	0 1	0 1	0 0	1 0	2 0
46 Ryan Dempster, R (1, 1) OBP: 0.211, SLG: 0.222 48 Neal Cotts, L (7, 1) 1 Kosuke Fukudome, L (7, PH) OBP: 0.383, SLG: 0.408 57 Chad Gaudin, R (8, 1) Daryle Ward, L (9, PH) OBP: 0.387, SLG: 0.423			F FF 93 F SI 93 B SI 95 B CU 76 X FF 95 2-2 ① F9		F FF 94 B FF 94 X FF 95 1-1 ① F8		B FF 96 S CH 82 B CH 82 C FF 94 F CU 76 F CH 84 F SI 96 F CU 79 F CH 83 3-3 B CH 83 S CH 83 ③ K		C FF 97 F FF 96 B SL 88 B FF 98 C FF 98 2-3 ② K	2 0 1 0 1	0 0 0 0 0	0 0 0 0 1	0 0 0 0 0	0 0 0 0 0	0 0 1 0 1	0 0 1 0 2
Inning Stats	R: 0 H: 2 E: 0 LOB: 2 K: 1 BB: 0 S: 11 P: 18	R: 0 H: 0 E: 0 LOB: 0 K: 1 BB: 0 S: 5 P: 8	R: 0 H: 1 E: 0 LOB: 1 K: 1 BB: 0 S: 11 P: 18	R: 1 H: 1 E: 0 LOB: 1 K: 2 BB: 1 S: 13 P: 21	R: 0 H: 0 E: 0 LOB: 0 K: 1 BB: 0 S: 7 P: 8	R: 0 H: 0 E: 0 LOB: 0 K: 1 BB: 0 S: 6 P: 7	R: 0 H: 0 E: 0 LOB: 1 K: 2 BB: 0 S: 15 P: 21	R: 0 H: 2 E: 0 LOB: 1 K: 0 BB: 0 S: 10 P: 15	R: 1 H: 2 E: 0 LOB: 2 K: 1 BB: 1 S: 13 P: 22	1B: 7 2B: 1 3B: 0 HR: 0	SF: 0 SAC: 0 DP: 1 HBP: 1			WP: 1 PB: 0 SB: 0 CS: 0	PA: 37		

PITCHER	IP	WLS	BF	H	R	ER	SO	BB	IBB	HBP	BLK	WP	HR	S	P	ERA	WHIP
55 Tim Lincecum, R (1, 1) ERA: 2.57	8.0	W	31	6	1	1	9	1	0	1	1	1	0	78	116	1.12	0.875
38 Brian Wilson, R (9, 1) ERA: 4.58	1.0	S	6	2	1	1	1	1	0	0	0	0	0	13	22	9.00	3.000

PITCHER	IP	WLS	BF	H	R	ER	SO	BB	IBB	HBP	BLK	WP	HR	S	P	ERA	WHIP

BOTTOM

San Francisco Giants @ Chicago Cubs

Wrigley Field, Chicago, IL

Sun Jul 13 2008, 1:20 PM CDT

Att. 41,574 - Sunny - 76 F

livebaseballscorecards.com

AB	34
R	2
H	8
RBI	2
BB	2
SO	10
LOB	14

Batter	1	2	3	4	5	6	7	8	9	AB	R	H	RBI	BB	SO	LOB
2 Ryan Theriot, R (1, 6) OBP: 0.395, SLG: 0.371	C FF 89 X FF 89 0-1 ① F9		C FF 90 T FC 84 B FC 85 F FC 85 F SI 89 B SI 90 X SI 81 2-2 2B		B FF 89 B FF 88 B FF 88 C FF 89 B FF 89 4-1 BB			B B FF 92 F FF 90 B FF 92 F FF 92 F FF 90 X FF 91 3-2 ② G4-3		3	0	1	0	1	0	0
1 Kosuke Fukudome, L (1, 9) OBP: 0.379, SLG: 0.403	X FF 89 0-0 ② F8		C FF 88 S FC 81 X FF 88 0-2 ③ F7		B FF 89 C FF 90 X FF 89 1-1 ③ F8			C FF 91 C SL 81 B SL 83 B FF 91 B SI 92 X SI 90 3-2 ③ F8		4	0	0	0	0	0	3
25 Derrek Lee, R (1, 3) OBP: 0.369, SLG: 0.503	X FF 88 0-0 ③ F7			X SI 88 0-0 ① F7		C FC 86 F CU 78 B CU 79 X FC 82 1-2 ① G6-3			C SL 80 S SL 82 S SL 81 0-3 ① K	4	0	0	0	0	1	0
16 Aramis Ramirez, R (1, 5) OBP: 0.382, SLG: 0.509		C FF 88 X FC 88 0-1 ① F9		C FF 90 F FF 90 X SI 90 0-2 ② F8		B FC 87 F FF 88 B FF 88 X FF 87 2-1 ② F8			C SL 82 B FF 92 X FF 92 1-1 ② G6-3	4	0	0	0	0	0	0
18 Geovany Soto, R (1, 2) OBP: 0.368, SLG: 0.519		C F FF 88 B FC 85 B FF 90 X SI 90 2-2 1B		C CU 76 B SI 90 B SI 89 F FF 87 X SI 90 2-2 ③ P6		F FF 83 B FC 82 X FC 83 1-1 ③ F8			X SL 82 0-0 ③ G5-3	4	0	1	0	0	0	0
Jim Edmonds, L (1, 8) OBP: 0.328, SLG: 0.436		B FF 90 F FF 89 X FF 89 1-1 ② P6			B FF 88 C FF 90 F FF 90 B FC 85 X FF 90 2-2 HR		X FF 86 0-0 ① F7			3	1	1	1	0	0	1
Mark DeRosa, R (1, 7) OBP: 0.374, SLG: 0.448		D SI 90 F FF 88 F FC 85 B FF 91 B FF 89 X CU 78 3-2 ③ P3			S FC 88 X FF 89 0-1 ① F9		C FC 83 F SI 88 F CU 78 C FF 88 0-3 ② K			3	0	0	0	0	1	1
17 Mike Fontenot, L (1, 4) OBP: 0.367, SLG: 0.500			B FF 89 C FF 90 B FF 88 S SI 90 T FC 84 2-2 ① K		B CH 80 X SI 89 1-0 30 WP 2B		B FF 89 B FF 88 C FF 89 X FF 86 2-1 ③ F8			3	0	1	0	0	1	0
30 Ted Lilly, L (1, 1) OBP: 0.211, SLG: 0.216 Daryle Ward, L (8, PH) OBP: 0.381, SLG: 0.415 48 Neal Cotts, L (8, 1) Bob Howry, L (8, 1)			X FF 90 0-0 ② G5-3		B FF 89 C FF 89 S CU 78 B CU 79 S CU 79 2-3 ② K			F SI 92 X SI 92 0-1 ① F8		2 1 0 0	0 0 0 0	0 0 0 0	0 0 0 0	1 0 0 0	1 0 0 0	1 0 0 0
Inning Stats	R: 0 E: 0 K: 0 S: 4 H: 0 LOB: 0 BB: 0 P: 4	R: 0 E: 0 K: 0 S: 10 H: 1 LOB: 1 BB: 0 P: 16	R: 0 E: 0 K: 1 S: 12 H: 1 LOB: 1 BB: 0 P: 16	R: 0 E: 0 K: 0 S: 7 H: 0 LOB: 0 BB: 0 P: 9	R: 1 E: 0 K: 1 S: 12 H: 2 LOB: 2 BB: 1 P: 22	R: 0 E: 0 K: 0 S: 7 H: 0 LOB: 0 BB: 0 P: 11	R: 0 E: 0 K: 1 S: 7 H: 0 LOB: 0 BB: 0 P: 9	R: 0 E: 0 K: 0 S: 9 H: 0 LOB: 0 BB: 0 P: 15	R: 0 E: 0 K: 1 S: 6 H: 0 LOB: 0 BB: 0 P: 7	1B: 1 2B: 2 3B: 0 HR: 1	SF: 0 SAC: 0 DP: 0 HBP: 0					

PITCHER		IP	WLS	BF	H	R	ER	SO	BB	IBB	HBP	BLK	WP	HR	S	P	ERA	WHIP
38 Brian Moehler, R ERA: 4.03	(1, 1)	7.0		26	4	1	1	3	1	0	0	0	1	1	59	87	1.29	0.714
29 Geoff Geary, R ERA: 2.23	(8, 1)	2.0	W	6	0	0	0	1	0	0	0	0	0	0	15	22	0.00	0.000

PITCHER	IP	WLS	BF	H	R	ER	SO	BB	IBB	HBP	BLK	WP	HR	S	P	ERA	WHIP

TOP

Chicago Cubs @ Houston Astros

Minute Maid Park, Houston, TX

Fri Jul 18 2008, 7:05 PM CDT

Att. 42,368 - Roof Closed - 73 F

livebaseballscorecards.com

AB	31
R	1
H	4
RBI	1
BB	1
SO	4
LOB	6

Chicago Cubs @ Houston Astros

Minute Maid Park, Houston, TX

Fri Jul 18 2008, 7:05 PM CDT

Att. 42,368 - Roof Closed - 73 F

BOTTOM

Batter	1	2	3	4	5	6	7	8	9	AB	R	H	RBI	BB	SO	LOB
3 Kazuo Matsui, S (1, 4) OBP: 0.343, SLG: 0.371	K2-3		3B			G6-3	FC6-4			4	0	1	0	0	1	3
2 Darin Erstad, L (1, 8) OBP: 0.333, SLG: 0.411	L9		G4-3			BB		F7		3	0	0	0	1	0	1
17 Lance Berkman, S (1, 3) OBP: 0.439, SLG: 0.645	L6			F8		F9		G5-3		4	0	0	0	0	0	1
45 Carlos Lee, R (1, 7) OBP: 0.350, SLG: 0.552		G5-3		F7			HR	G4-3		4	1	1	1	0	0	0
10 Miguel Tejada, R (1, 6) OBP: 0.320, SLG: 0.429		1B		F8			F8 9 1B		2B	4	1	3	0	0	0	0
9 Hunter Pence, R (1, 9) OBP: 0.308, SLG: 0.435		K			CS 1B		27 BB		2-H 2B	4	0	3	1	0	1	1
Ty Wigginton, R (1, 5) OBP: 0.363, SLG: 0.463		F9			P3 1-2		K			3	0	0	0	0	1	4
46 J.R. Towles, R (1, 2) OBP: 0.253, SLG: 0.268 Mark Loretta, R (7, PH) OBP: 0.326, SLG: 0.374 Brad Ausmus, R (8, 2) OBP: 0.285, SLG: 0.285			K		K		F8 2-3			2 1 0	0 0 0	0 0 0	0 0 0	0 0 0	2 0 0	0 2 0
38 Brian Moehler, R (1, 1) 27 Geoff Blum, S (7, PH) OBP: 0.253, SLG: 0.350 29 Geoff Geary, R (8, 1)			K			B1-3	3 FC6-4 BB			2 0 0	0 0 0	0 0 0	0 1 0	0 0 0	1 0 0	0 0 0
Inning Stats	R: 0 E: 0 K: 1 S: 7 H: 0 LOB: 0 BB: 0 P: 10	R: 0 E: 0 K: 1 S: 9 H: 1 LOB: 1 BB: 0 P: 15	R: 0 E: 0 K: 2 S: 10 H: 1 LOB: 1 BB: 0 P: 16	R: 0 E: 0 K: 0 S: 6 H: 0 LOB: 0 BB: 0 P: 9	R: 0 E: 0 K: 1 S: 8 H: 1 LOB: 0 BB: 0 P: 12	R: 0 E: 0 K: 0 S: 6 H: 0 LOB: 1 BB: 1 P: 12	R: 1 E: 0 K: 1 S: 19 H: 3 LOB: 3 BB: 1 P: 30	R: 0 E: 0 K: 0 S: 7 H: 0 LOB: 0 BB: 0 P: 12	R: 1 E: 0 K: 0 S: 5 H: 2 LOB: 1 BB: 0 P: 6	1B: 4 2B: 2 3B: 1 HR: 1	SF: 0 SAC: 0 DP: 0 HBP: 0			WP: 0 PB: 0 SB: 0 CS: 1	PA: 33		

livebaseballscorecards.com

	AB	31
	R	2
	H	8
	RBI	2
	BB	2
	SO	6
	LOB	12

PITCHER		IP	WLS	BF	H	R	ER	SO	BB	IBB	HBP	BLK	WP	HR	S	P	ERA	WHIP
30 Ted Lilly, L ERA: 4.49	(1, 1)	7.0		28	6	1	1	6	2	0	0	0	0	1	65	104	1.29	1.143
48 Neal Cotts, L ERA: 2.7	(8, 1)	0.2		2	0	0	0	0	0	0	0	0	0	0	5	8	0.00	0.000
Bob Howry, R ERA: 4.66	(8, 1)	0.1	L	3	2	1	1	0	0	0	0	0	0	0	7	10	27.00	6.000

PITCHER		IP	WLS	BF	H	R	ER	SO	BB	IBB	HBP	BLK	WP	HR	S	P	ERA	WHIP

Batter	1	2	3	4	5	6	7	8	9	AB	R	H	RBI	BB	SO	LOB
2 Ryan Theriot, R (1, 6) OBP: 0.398, SLG: 0.379	C FF 86 C CU 71 B FF 88 B FF 87 X FF 88 2-2 1B		F FF 89 X FF 89 0-1 ① F8		C FF 90 B CU 76 B CU 75 F FF 89 F FC 90 F B F F 3-2 X 9 FC6-5 2B		B CH 83 F FF 89 B CU 75 F FF 89 X FF 89 2-2 1B			4	0	3	0	0	0	0
9 Reed Johnson, R (1, 8) OBP: 0.336, SLG: 0.375 Daryle Ward, L (7, PH) OBP: 0.375, SLG: 0.407 (7, 7)	1 SAFE C FF 88 1 SAFE B FF 90 S CU 74 1 SAFE S 1-3 ① K		X CH 84 0-0 25 1B 1B		F FF 89 X FF 89 0-1 ② FC6-5 2-3		B SI 89 C SI 90 F SI 90 S SL 80 1-3 ③ K			3 1	0 0	1 0	0 0	0 0	1 1	2 1
25 Derrek Lee, R (1, 3) OBP: 0.368, SLG: 0.500	C D 1 SAFE B C F S 2-3 ② K		X CH 82 0-0 1-2 1B		B CU 74 D FF 87 C FF 88 X FF 90 2-1 ③ F8			B FF 92 C SI 92 B FF 92 S FC 88 F FF 94 F FF 94 X FC 89 2-2 ① G1-3		4	0	1	0	0	1	2
16 Aramis Ramirez, R (1, 5) OBP: 0.378, SLG: 0.503	C FF 88 B FF 88 B FF 87 S SI 86 X FF 90 2-2 ③ P3		C CU 78 F FF 88 C FF 88 0-3 ② K			S FF 86 B FC 88 F FC 88 X FF 88 1-2 ① P6		S FC 90 X FC 90 0-1 ② G5-3		4	0	0	0	0	1	3
18 Geovany Soto, R (1, 2) OBP: 0.364, SLG: 0.512		B B B C X 3-1 ① L7	D CU 77 B B CH 84 C SI 90 X SI 90 3-1 ③ G1-3			B FC 89 C FF 89 S CU 74 B FF 87 S 2-3 ② K		C FF 92 B FC 89 C FC 87 X FF 93 1-2 ③ P4		4	0	0	0	0	1	2
Mark DeRosa, R (1, 7) OBP: 0.372, SLG: 0.446 (7, 9)		B FF 88 X 1-0 ① 1B 1B		C CU 75 B CU 75 B CU 77 F FF 88 X FF 90 2-2 ① F8		B CH 80 X FF 88 1-0 ③ G6-3			F FF 95 B FS 84 B FS 84 F FF 95 B FF 97 S FF 95 3-3 ① K	4	0	1	0	0	1	0
1 Kosuke Fukudome, L (1, 9) OBP: 0.378, SLG: 0.401 (7, 8)		F FC 90 C FF 90 D X CU 76 1-2 ② F7	C CU 77 X SI 90 0-1 G5-4-3 1B				B FF 88 C FF 88 B CU 76 F FF 88 B FC 88 F FF 88 F FF 89 C FC 90 3-3 ① K		F FF 95 C FF 96 C FF 96 0-3 ② K	4	0	1	0	0	2	1
Ronny Cedeno, R (1, 4) OBP: 0.340, SLG: 0.353 17 Mike Fontenot, L (9, PH) OBP: 0.365, SLG: 0.497		X FC 89 0-0 1-3 1B	F FF 89 X CU 78 0-1 ② ③ G5-4-3 1-2f				C CU 73 X CU 74 0-1 ② G5-3		S FF 96 S FS 86 B FS 87 F FF 97 F FF 99 F FS 85 X FS 85 1-2 ③ L6	3 1	0 0	1 0	0 0	0 0	0 0	1 0
38 Carlos Zambrano, S (1, 1) OBP: 0.351, SLG: 0.526 57 Chad Gaudin, R (7, 1)		B FF 90 F FF 87 F CU 78 S FF 92 1-3 ③ K			C FC 88 B FC 89 F CU 73 T FC 89 1-2 ① K		X CU 74 0-0 HR			3 0	1 0	1 0	1 0	0 0	2 0	2 0
Inning Stats	R: 0 E: 0 K: 2 S: 13 H: 1 LOB: 1 BB: 0 P: 20	R: 0 E: 0 K: 1 S: 10 H: 2 LOB: 2 BB: 0 P: 16	R: 0 E: 0 K: 1 S: 9 H: 2 LOB: 2 BB: 0 P: 12	R: 0 E: 0 K: 0 S: 7 H: 1 LOB: 0 BB: 0 P: 9	R: 0 E: 0 K: 1 S: 14 H: 1 LOB: 1 BB: 0 P: 20	R: 0 E: 0 K: 1 S: 7 H: 0 LOB: 0 BB: 0 P: 11	R: 1 E: 0 K: 2 S: 14 H: 2 LOB: 1 BB: 0 P: 20	R: 0 E: 0 K: 0 S: 10 H: 0 LOB: 0 BB: 0 P: 13	R: 0 E: 0 K: 2 S: 12 H: 0 LOB: 0 BB: 0 P: 16	1B: 7 2B: 1 3B: 0 HR: 1	SF: 0 SAC: 0 DP: 1 HBP: 0					

PITCHER		IP	WLS	BF	H	R	ER	SO	BB	IBB	HBP	BLK	WP	HR	S	P	ERA	WHIP
51 Wandy Rodriguez, L ERA: 3.31	(1, 1)	6.2	W	28	9	1	1	7	0	0	0	0	0	1	71	104	1.35	1.350
43 Chris Sampson, R ERA: 4.48	(7, 1)	0.1	H	1	0	0	0	1	0	0	0	0	0	0	3	4	0.00	0.000
26 Doug Brocail, R ERA: 3.77	(8, 1)	1.0	H	3	0	0	0	0	0	0	0	0	0	0	10	13	0.00	0.000
47 Jose Valverde, R ERA: 3.72	(9, 1)	1.0	S	3	0	0	0	2	0	0	0	0	0	0	12	16	0.00	0.000

PITCHER	IP	WLS	BF	H	R	ER	SO	BB	IBB	HBP	BLK	WP	HR	S	P	ERA	WHIP

TOP

Chicago Cubs @ Houston Astros

Minute Maid Park, Houston, TX

Sat Jul 19 2008, 6:05 PM CDT

Att. 43,129 - Roof Closed - 73 F

livebaseballscorecards.com

AB	35
R	1
H	9
RBI	1
BB	0
SO	10
LOB	14

WP: 0 PA: 35
PB: 0
SB: 0
CS: 0

Batter	1	2	3	4	5	6	7	8	9	AB	R	H	RBI	BB	SO	LOB
3 Kazuo Matsui, S (1, 4) OBP: 0.349, SLG: 0.369	B FF 88 F SI 92 B FF 88 S FF 90 F FF 91 B FF 91 F FF 89 F FF 91 B SI 92 4-2 45 CS BB		B FC 88 F FC 88 S FC 92 X FC 91 1-2 ① G3-1 1-2	B SI 90 B SI 91 B FF 90 B SI 90 4-0 BB			B FF 89 S FF 91 B SI 92 B FF 89 B FF 89 4-1 2 G4-3 BB			1	0	0	0	3	0	1
2 Darin Erstad, L (1, 8) (9, 7) OBP: 0.325, SLG: 0.400	1 SAFE L FF 91 F FS 84 T SI 92 0-2 ① K		C FF 91 B SI 91 S SL 83 S FC 91 1-3 ② K	C SI 90 X FF 90 0-1 ③ G5-3			F FS 84 X FF 88 0-1 ① G4-3 1-2 3-H			4	0	0	1	0	2	5
17 Lance Berkman, S (1, 3) OBP: 0.440, SLG: 0.642	S SL 88 B SI 89 S FS 81 X SL 85 1-2 ② F8		C FF 91 B FC 91 B FF 92 B FF 90 B FC 90 4-1 45 1B 10 1B BB		F SI 87 C SI 90 B FF 88 B FF 91 F FS 84 X SI 92 2-2 ① G4-3		X FF 90 0-0 1B			3	1	1	0	1	0	1
45 Carlos Lee, R (1, 7) OBP: 0.352, SLG: 0.551 47 Jose Valverde, R (9, 1)	B SI 94 1 SAFE D SI 90 C SL 81 B FC 92 C SL 81 3-2 ③ CS 1-2	B B F B SI 92 F B SI 94 4-2 10 1B 9 G6-3 BB	B SI 93 C SL 82 X SI 94 1-1 10 1B 1-2 2-H 1B		B FF 92 X SI 94 1-0 ② P4		B FF 91 X FF 91 1-0 ② F8			3	1	1	1	1	0	2
										0	0	0	0	0	0	0
10 Miguel Tejada, R (1, 6) OBP: 0.322, SLG: 0.430		C SI 93 S FC 91 X FF 92 0-2 9 G6-3 1-3 1B	C SI 93 B SI 90 X SL 82 1-1 1-2 2-H 1B		B SI 93 T SI 94 X SI 93 1-1 ③ G6-3		C FF 92 X SI 90 0-1 ③ G3			4	0	2	1	0	0	2
9 Hunter Pence, R (1, 9) OBP: 0.305, SLG: 0.430		B SL 82 X SI 92 1-0 ① G6-3 1-2 3-H	C SI 91 B SI 93 F SL 80 X SI 92 1-2 ③ P4			C SL 78 X SI 90 0-1 ① G5-3		B SL 81 S SL 82 B SL 82 F FF 92 F FF 93 F FF 94 X SL 81 2-2 ① F8		4	0	0	1	0	0	3
Ty Wigginton, R (1, 5) OBP: 0.357, SLG: 0.455		B FF 94 C SL 81 S SI 93 X 1-2 ② G6-3		B SL 80 S SI 89 X SI 91 1-1 ① G5-3		X SI 91 0-0 ② G6-3		S FF 92 B FF 92 F FF 91 S SL 80 1-3 ② K		4	0	0	0	0	1	1
Brad Ausmus, R (1, 2) OBP: 0.284, SLG: 0.279		C SI 94 F SI 93 B S SI 93 1-3 ③ K		B SI 90 B SI 90 B SI 92 C SI 91 B SI 91 4-1 51 SH1-4 BB		B SI 91 C SI 93 B SI 90 B SL 84 X SI 90 3-1 ③ F8		C FF 92 B FF 93 S SL 80 F FF 92 B FF 94 B FF 93 C SL 82 3-3 ③ K		3	0	0	0	1	2	1
51 Wandy Rodriguez, S (1, 1) OBP: 0.115, SLG: 0.115			C FF 88 B FC 90 X 1-1 3 G3-1 45 1B 1B	X FS 84 0-0 ② SH1-4 1-2			X SI 88 0-0 2 G4-3 3B			1	1	1	0	0	0	0
43 Chris Sampson, R (7, 1) OBP: 0.190, SLG: 0.150										0	0	0	0	0	0	0
David Newhan, L (7, PH) OBP: 0.320, SLG: 0.458										1	1	1	0	0	0	0
26 Doug Brocail, L (8, 1)										0	0	0	0	0	0	0
21 Michael Bourn, L (9, 8) OBP: 0.273, SLG: 0.291										0	0	0	0	0	0	0
Inning Stats	R: 0 E: 0 K: 1 S: 13 H: 0 LOB: 0 BB: 1 P: 21	R: 1 E: 0 K: 1 S: 12 H: 1 LOB: 1 BB: 1 P: 19	R: 2 E: 0 K: 1 S: 16 H: 3 LOB: 2 BB: 1 P: 26	R: 0 E: 0 K: 0 S: 6 H: 0 LOB: 2 BB: 2 P: 15	R: 0 E: 0 K: 0 S: 7 H: 0 LOB: 0 BB: 0 P: 11	R: 0 E: 0 K: 0 S: 5 H: 0 LOB: 0 BB: 0 P: 8	R: 1 E: 0 K: 0 S: 8 H: 2 LOB: 2 BB: 1 P: 13	R: 0 E: 0 K: 2 S: 13 H: 0 LOB: 0 BB: 0 P: 19		1B: 5 2B: 0 3B: 1 HR: 0 SF: 0 SAC: 1 DP: 0 HBP: 0				WP: 0 PB: 0 SB: 0 CS: 1 PA: 36		

PITCHER	IP	WLS	BF	H	R	ER	SO	BB	IBB	HBP	BLK	WP	HR	S	P	ERA	WHIP
38 Carlos Zambrano, R (1, 1) ERA: 2.98	6.1	L	30	6	4	4	3	6	0	0	0	0	0	64	109	5.68	1.895
57 Chad Gaudin, R (7, 1) ERA: 3.39	1.2		5	0	0	0	2	0	0	0	0	0	0	16	23	0.00	0.000

PITCHER	IP	WLS	BF	H	R	ER	SO	BB	IBB	HBP	BLK	WP	HR	S	P	ERA	WHIP

BOTTOM

Chicago Cubs @ Houston Astros

Minute Maid Park, Houston, TX

Sat Jul 19 2008, 6:05 PM CDT

Att. 43,129 - Roof Closed - 73 F

livebaseballscorecards.com

AB	28
R	4
H	6
RBI	4
BB	6
SO	5
LOB	16

Chicago Cubs @ Houston Astros

Minute Maid Park, Houston, TX

Sun Jul 20 2008, 1:05 PM CDT

Att. 41,461 - Roof Closed - 73 F

livebaseballscorecards.com

Batter	1	2	3	4	5	6	7	8	9	AB	R	H	RBI	BB	SO	LOB
2 Ryan Theriot, R (1, 6) OBP: 0.401, SLG: 0.382	B FF 88 X 1-0 ① F9		B FF 89 C SI 89 C CU 69 X FF 88 1-2 ① G3-1		X SI 91 0-0 1B		B SL 82 X SI 90 1-0 2-H 1B		C CU 78 X CU 77 0-1 1 2B 25 1B 3-H 1B	5	1	3	2	0	0	0
1 Kosuke Fukudome, L (1, 9) OBP: 0.378, SLG: 0.407	F SI 90 L FC 86 X CU 77 0-2 25 2B 2B		S SL 81 F FF 88 F SL 82 S SI 90 0-3 ② K		1 SAFE C SL 82 B CH 78 1 SAFE C FC 87 1 SAFE X CH 78 1-2 ③ F8		B FF 90 X SL 84 1-0 ③ F8		C SL 81 X SL 81 0-1 25 1B 1-3 2B	5	2	2	0	0	1	2
25 Derrek Lee, R (1, 3) OBP: 0.368, SLG: 0.501	X SL 82 0-0 1B 2-H 2B		S FF 90 B FF 90 C SL 83 B FF 91 D CU 65 S SL 85 3-3 ③ K			C SI 91 C SL 83 B FF 90 B CU 66 S SL 82 2-3 ① K		B CU 79 C FF 89 C SI 89 B FF 88 F SL 83 X SL 84 2-2 ① G5-3	B SI 91 X SI 92 1-0 16 G4-6-3 2-H 3-H 1B	5	1	2	3	0	2	0
16 Aramis Ramirez, R (1, 5) OBP: 0.373, SLG: 0.496	C FF 91 X SI 91 0-1 ② F8			X SL 82 0-0 ① F8		F FC 88 B SL 83 F SL 82 B SI 91 C SL 80 2-3 ② K		C CU 79 X CU 78 0-1 ② G5-3	B SL 85 C SI 92 B SI 93 X SI 93 2-1 ② ③ G4-6-3 1-2f	5	0	0	0	0	1	2
Jim Edmonds, L (1, 8) OBP: 0.331, SLG: 0.437	B SI 90 X FF 89 1-0 FC6-4 2-H 1B			C SI 91 B CH 76 B FC 88 F FC 89 S SL 82 2-3 ② K		B CH 80 C FC 86 B CH 77 X SL 82 2-1 FC5-4 1B		B FF 90 B FF 91 B SI 90 C SI 89 C SI 90 X FF 92 3-2 ③ F8		4	0	2	1	0	1	0
Mark DeRosa, R (1, 7) OBP: 0.371, SLG: 0.447	B CU 73 C FC 87 B SI 90 1 SAFE F SI 90 X SL 82 2-2 ③ FC6-4 1-2f			F SI 91 F FF 91 S CU 69 0-3 ③ K		S FC 87 S SL 81 1 SAFE D SL 84 B FF 90 X SL 83 2-2 ③ FC5-4 1-2f			B SL 85 B SL 82 C FF 90 X FF 90 2-1 17 2B 2B	4	1	1	0	0	1	2
18 Geovany Soto, R (1, 2) OBP: 0.360, SLG: 0.506		C FF 90 S SL 83 B FF 90 B CU 69 F SI 90 S SL 84 2-3 ① K			C CU 75 S SL 82 S SL 82 0-3 ① K		B CU 75 F FC 85 X CU 68 1-1 ① G5-3		B SI 88 F SL 83 F SI 88 X CU 78 1-2 E5 17 2B	4	1	0	0	0	2	1
17 Mike Fontenot, L (1, 4) OBP: 0.374, SLG: 0.530		C FF 90 F FC 88 X SL 83 0-2 ② P3			F SI 91 C CH 76 X SL 83 0-2 HR		C SI 90 F SL 80 B FF 91 F CH 78 F FF 88 X CU 66 1-2 46 SH1-4 2 1B 1B		X SI 89 0-0 46 G5-3 2 1B 1-H 2-H 2B	4	3	3	3	0	0	0
46 Ryan Dempster, R (1, 1) 49 Carlos Marmol, R (9, 1)		X SI 90 0-0 ③ P5			B SI 91 X SI 91 1-0 ② G4-3		L SL 79 X SL 82 0-1 ② SH1-4 1-2		X SL 84 0-0 ① G5-3 2-3	3 0	0 0	0 0	0 0	0 0	0 0	1 0

Inning Stats									
	R: 2 E: 0 K: 0 S: 11	H: 3 LOB: 1 BB: 0 P: 15	R: 0 E: 0 K: 1 S: 8	H: 0 LOB: 0 BB: 0 P: 10	R: 0 E: 0 K: 2 S: 10	H: 0 LOB: 0 BB: 0 P: 14	R: 0 E: 0 K: 2 S: 7	H: 0 LOB: 0 BB: 0 P: 9	R: 1 E: 0 K: 1 S: 11	H: 2 LOB: 1 BB: 0 P: 13	R: 0 E: 0 K: 2 S: 11	H: 1 LOB: 1 BB: 0 P: 19	R: 1 E: 0 K: 0 S: 11	H: 2 LOB: 1 BB: 0 P: 15	R: 0 E: 0 K: 0 S: 9	H: 0 LOB: 0 BB: 0 P: 14	R: 5 E: 1 K: 0 S: 14	H: 5 LOB: 0 BB: 0 P: 20

1B: 7	SF: 0	WP: 0
2B: 5	SAC: 1	PB: 0
3B: 0	DP: 1	SB: 0
HR: 1	HBP: 0	CS: 0

PA: 40

AB	39
R	9
H	13
RBI	9
BB	0
SO	8
LOB	8

PITCHER		IP	WLS	BF	H	R	ER	SO	BB	IBB	HBP	BLK	WP	HR	S	P	ERA	WHIP
41 Brandon Backe, R ERA: 4.79	(1, 1)	6.2	L	28	8	4	4	8	0	0	0	0	0	1	68	93	5.40	1.200
53 Wesley Wright, L ERA: 4.98	(7, 1)	0.1		1	0	0	0	0	0	0	0	0	0	0	1	2	0.00	0.000
43 Chris Sampson, R ERA: 4.74	(8, 1)	1.1		8	3	4	3	0	0	0	0	0	0	0	18	26	20.25	2.250
48 Tim Byrdak, L ERA: 1.99	(9, 1)	0.0		1	1	0	0	0	0	0	0	0	0	0	2	2	∞	∞
Chad Paronto, R ERA: 3.86	(9, 1)	0.2		2	1	1	1	0	0	0	0	0	0	0	3	6	13.50	1.500

PITCHER		IP	WLS	BF	H	R	ER	SO	BB	IBB	HBP	BLK	WP	HR	S	P	ERA	WHIP

BOTTOM

Chicago Cubs @ Houston Astros

Minute Maid Park, Houston, TX

Sun Jul 20 2008, 1:05 PM CDT

Att. 41,461 - Roof Closed - 73 F

livebaseballscorecards.com

Batter	1	2	3	4	5	6	7	8	9	AB	R	H	RBI	BB	SO	LOB
3 Kazuo Matsui, S (1, 4) OBP: 0.344, SLG: 0.364	B FF 88 F SI 90 X SI 92 1-1 ① L7			B SI 90 C SI 92 X FS 81 1-1 ① G3	B FS 85 C SI 93 X SI 92 1-1 ③ P5			B SI 91 C FS 82 F SI 90 F SI 92 F SL 86 S FS 84 1-3 ① K		4	0	0	0	0	1	3
2 Darin Erstad, L (1, 8) OBP: 0.317, SLG: 0.390	B SI 92 F SI 92 X FS 82 1-1 ② G3			C FS 84 S FS 83 X SI 93 0-2 ② G5-3		C FS 85 C FS 82 S FS 82 0-3 ① K		C SL 84 F FS 84 F SI 92 S SL 84 0-3 ② K		4	0	0	0	0	2	0
17 Lance Berkman, S (1, 3) OBP: 0.438, SLG: 0.638	B SL 84 B SI 93 S FS 81 S SI 93 X FS 83 2-2 ③ G4-3			B SI 93 F SI 92 F SL 87 X SI 93 1-2 1B		F SL 83 S SL 86 S FS 83 0-3 ② K		B FF 93 B FS 83 X FS 84 2-0 ③ L9		4	0	1	0	0	1	0
45 Carlos Lee, R (1, 7) OBP: 0.353, SLG: 0.550		C SI 91 X SI 92 0-1 10 G4-6-3 1B		B SI 91 1 SAFE B SL 86 X SI 92 2-0 ③ F9		B SL 85 C SI 91 F FS 82 X FS 84 1-2 1B			B FF 95 X FF 95 1-0 ① G5-3	4	0	2	0	0	0	1
10 Miguel Tejada, R (1, 6) OBP: 0.321, SLG: 0.428		X SI 89 0-0 ① ② G4-6-3 1-2f			B FF 91 C SL 85 X SI 92 1-1 9 1B 27 1B 1B	S SI 91 X SL 86 0-1 ③ F9			F FF 95 C SL 82 F SL 83 X SL 82 0-2 ② G6-3	4	0	1	0	0	0	2
27 Geoff Blum, S (1, 5) OBP: 0.253, SLG: 0.348		C SI 91 F SI 92 D FS 83 B FS 84 X SI 92 2-2 ③ F9			X SI 92 0-0 9 1B 1-2 1B		C SI 90 X FS 82 0-1 ① P5		B SL 82 X FF 94 1-0 ③ P5	4	0	1	0	0	0	0
9 Hunter Pence, R (1, 9) OBP: 0.305, SLG: 0.429			B SI 91 X SL 85 1-0 ① G1-3		B SL 86 X SL 86 1-0 1-2 2-3 1B		B SI 90 C FF 92 B SL 85 X SL 84 2-1 ② G5-3			3	0	1	0	0	0	0
46 J.R. Towles, R (1, 2) OBP: 0.255, SLG: 0.264			S SI 92 X SL 85 0-1 ② G6-3		S SL 86 S SL 86 S SL 86 0-3 ① K		B SL 85 B SI 93 B SI 92 C SI 91 F SI 92 F SI 92 B FF 92 4-2 BB			2	0	0	0	1	1	3
41 Brandon Backe, R (1, 1) OBP: 0.382, SLG: 0.484 53 Wesley Wright, R (7, 1) David Newhan, L (7, PH) OBP: 0.308, SLG: 0.440 43 Chris Sampson, R (8, 1) OBP: 0.190, SLG: 0.150 48 Tim Byrdak, L (9, 1) OBP: 0.200, SLG: 0.200 Chad Paronto, R (9, 1)			B SL 85 C SI 93 C SI 92 B SI 92 S SL 86 2-3 ③ K		B SL 87 B SI 93 T SI 93 F SI 93 B SL 88 C SI 94 3-3 ② K		F FS 81 B FS 83 F SI 92 F FS 83 F FS 83 B SI 91 X FS 83 2-2 ③ F8			2 0 1 0 0 0	0 0 0 0 0 0	0 0 0 0 0 0	0 0 0 0 0 0	0 0 0 0 0 0	2 0 0 0 0 0	3 0 1 0 0 0
Inning Stats	R: 0 E: 0 K: 0 S: 7 H: 0 LOB: 0 BB: 0 P: 11	R: 0 E: 0 K: 0 S: 6 H: 1 LOB: 0 BB: 0 P: 8	R: 0 E: 0 K: 1 S: 6 H: 0 LOB: 0 BB: 0 P: 9	R: 0 E: 0 K: 0 S: 9 H: 1 LOB: 1 BB: 0 P: 13	R: 0 E: 0 K: 2 S: 12 H: 3 LOB: 3 BB: 0 P: 18	R: 0 E: 0 K: 2 S: 11 H: 1 LOB: 1 BB: 0 P: 12	R: 0 E: 0 K: 0 S: 12 H: 0 LOB: 1 BB: 1 P: 20	R: 0 E: 0 K: 2 S: 10 H: 0 LOB: 0 BB: 0 P: 13	R: 0 E: 0 K: 0 S: 6 H: 0 LOB: 0 BB: 0 P: 8	1B: 6 2B: 0 3B: 0 HR: 0	SF: 0 SAC: 0 DP: 1 HBP: 0						

	AB	32
	R	0
	H	6
	RBI	0
	BB	1
	SO	7
	LOB	13

WP: 0 PA: 33
PB: 0
SB: 0
CS: 0

PITCHER		IP	WLS	BF	H	R	ER	SO	BB	IBB	HBP	BLK	WP	HR	S	P	ERA	WHIP
46 Ryan Dempster, R ERA: 3.05	(1, 1)	8.0	W	30	6	0	0	7	1	0	0	0	0	0	73	104	0.00	0.875
49 Carlos Marmol, R ERA: 3.54	(9, 1)	1.0		3	0	0	0	0	0	0	0	0	0	0	6	8	0.00	0.000

PITCHER	IP	WLS	BF	H	R	ER	SO	BB	IBB	HBP	BLK	WP	HR	S	P	ERA	WHIP

Chicago Cubs @ Arizona Diamondbacks

Chase Field, Phoenix, AZ

Mon Jul 21 2008, 6:40 PM MST

Att. 34,599 - Roof Closed - 79 F

TOP

livebaseballscorecards.com

Batter	1	2	3	4	5	6	7	8	9	AB	R	H	RBI	BB	SO	LOB
2 Ryan Theriot, R (1, 6) OBP: 0.400, SLG: 0.378	G5-3		F8			F8			25 G6-4-3, 1 E, BB	3	0	0	0	1	0	1
9 Reed Johnson, R (1, 7) OBP: 0.340, SLG: 0.376	F7			1B		BB			FC3 25 G6-4-3 1-2	2	0	1	0	1	0	0
1 Kosuke Fukudome, L (9, PH) OBP: 0.377, SLG: 0.406										1	0	0	0	0	0	1
25 Derrek Lee, R (1, 3) OBP: 0.365, SLG: 0.496	P2			F9		F8			G6-4-3 1-2f 2-3	4	0	0	0	0	0	4
16 Aramis Ramirez, R (1, 5) OBP: 0.370, SLG: 0.490		K		K			F7		G4-3	4	0	0	0	0	2	2
18 Geovany Soto, R (1, 2) OBP: 0.357, SLG: 0.502		F8		F9			P3			3	0	0	0	0	0	1
Mark DeRosa, R (1, 9) OBP: 0.368, SLG: 0.442		K			F8		F8			3	0	0	0	0	1	0
Jim Edmonds, L (1, 8) OBP: 0.335, SLG: 0.438			40 SH5-3 1B		F7				G3-6-1 BB	2	0	1	0	1	0	0
Ronny Cedeno, R (1, 4) OBP: 0.336, SLG: 0.348			F8		P4				F7	2	0	0	0	0	0	1
17 Mike Fontenot, L (8, PH) OBP: 0.371, SLG: 0.526 (8, 4)										1	0	0	0	0	0	1
40 Rich Harden, L (1, 1) OBP: 0.125, SLG: 0.125			SH5-3 1-2			K			G3-6-1 1-2f	1	0	0	0	0	1	0
Daryle Ward, L (8, PH) OBP: 0.369, SLG: 0.400										1	0	0	0	0	0	1
Bob Howry, L (8, 1)										0	0	0	0	0	0	0
Inning Stats	R: 0 E: 0 K: 0 S: 7 H: 0 LOB: 0 BB: 0 P: 12	R: 0 E: 0 K: 2 S: 11 H: 0 LOB: 0 BB: 0 P: 14	R: 0 E: 0 K: 0 S: 8 H: 1 LOB: 1 BB: 0 P: 10	R: 0 E: 0 K: 1 S: 8 H: 1 LOB: 1 BB: 0 P: 10	R: 0 E: 0 K: 0 S: 6 H: 0 LOB: 0 BB: 0 P: 7	R: 0 E: 0 K: 1 S: 9 H: 0 LOB: 1 BB: 1 P: 18	R: 0 E: 0 K: 0 S: 10 H: 0 LOB: 0 BB: 0 P: 15	R: 0 E: 0 K: 0 S: 7 H: 0 LOB: 0 BB: 1 P: 12	R: 0 E: 1 K: 0 S: 6 H: 0 LOB: 1 BB: 1 P: 12	1B: 2 2B: 0 3B: 0 HR: 0 SF: 0 SAC: 1 DP: 2 HBP: 0						

	AB	27
	R	0
	H	2
	RBI	0
	BB	3
	SO	4
	LOB	12

WP: 0 PB: 0 SB: 0 CS: 0 PA: 31

PITCHER	IP	WLS	BF	H	R	ER	SO	BB	IBB	HBP	BLK	WP	HR	S	P	ERA	WHIP
Randy Johnson, L (1, 1) ERA: 4.89	7.0	W	24	2	0	0	4	1	0	0	0	0	0	59	86	0.00	0.429
44 Micah Owings, R (8, 1) ERA: 4.97	1.0	H	3	0	0	0	0	1	0	0	0	0	0	7	12	0.00	1.000
50 Chad Qualls, R (9, 1) ERA: 3.8	1.0	S	4	0	0	0	0	1	0	0	0	0	0	6	12	0.00	1.000

PITCHER	IP	WLS	BF	H	R	ER	SO	BB	IBB	HBP	BLK	WP	HR	S	P	ERA	WHIP

Batter	1	2	3	4	5	6	7	8	9	AB	R	H	RBI	BB	SO	LOB
6 Stephen Drew, L (1, 6) OBP: 0.308, SLG: 0.468	B FF 90 F FF 89 S SL 86 S SL 86 1-3 K ①			B SL 83 F FF 90 C FF 89 B SL 88 F FF 92 B SL 88 S SL 86 3-3 K ①		B FF 90 X FF 90 1-0 F7 ②		C SI 93 B SI 93 X SL 85 1-1 1-H 3B		4	0	1	1	0	2	0
34 Conor Jackson, R (1, 7) OBP: 0.389, SLG: 0.463	X FF 90 0-0 F7 ②			B FF 92 B SL 86 B FF 92 C FF 93 C FF 92 S FF 94 3-3 K ②		B FF 91 S SL 85 C CH 85 B FF 94 S CH 87 2-3 K2-3 ③		X FF 92 0-0 F9 ③		4	0	0	0	0	2	1
1 Orlando Hudson, S (1, 4) OBP: 0.361, SLG: 0.458	B FF 88 F FF 90 F FF 93 X FF 93 1-2 F7 ③			X FF 92 0-0 G3 ③			C FF 90 B FF 91 F FF 91 B FF 93 X FF 93 2-2 G1-3 ①			3	0	0	0	0	0	0
18 Chad Tracy, L (1, 3) OBP: 0.343, SLG: 0.474		B CH 83 C FF 90 F FF 90 X FF 94 1-2 F9 ①			B FF 91 B FF 91 B FF 93 C FF 91 C FF 93 F FF 95 B FF 95 4-2 24 WP BB		B SL 85 B FF 91 C FF 92 B FF 92 F FF 94 F FF 94 S SL 87 3-3 K ②			2	0	0	0	1	1	0
27 Mark Reynolds, R (1, 5) OBP: 0.331, SLG: 0.489		S FF 90 B FF 90 B SL 86 S SL 85 F FF 93 S SL 85 2-3 K ②			S CH 87 C SL 87 D SL 87 S FF 94 1-3 K ①		B FF 91 B SL 85 F FF 91 B SL 85 F FF 92 B FF 94 4-2 BB			2	0	0	0	1	2	1
24 Chris Young, R (1, 8) OBP: 0.299, SLG: 0.400		C SL 85 C FF 91 B FF 94 B SL 87 B CH 86 C FF 93 3-3 K ③			1 SAFE 1 SAFE C SL 85 1 SAFE S FF 92 B FF 93 F SL 85 X FF 94 1-2 F9 ② 1-2		B FF 93 B SL 84 C FF 91 C FF 91 X SL 86 2-2 G4-3 ③			3	0	0	0	0	1	2
19 Chris Snyder, R (1, 2) OBP: 0.339, SLG: 0.431			C FF 89 S SL 85 B FF 92 F FF 93 S SL 87 1-3 K2-3 ①		B FF 90 D SL 85 B FF 92 C FF 91 X SL 85 3-1 G3-1 ③			B SI 93 F SI 94 B SL 83 C FF 93 B SL 85 B FF 93 4-2 6 3B BB		2	1	0	0	1	1	1
28 Alex Romero, L (1, 9) OBP: 0.265, SLG: 0.369			B FF 89 X FF 90 1-0 P5 ②			S SL 84 F FF 92 B FF 93 X SL 85 1-2 HR		B SI 92 1 SAFE X SI 92 1-0 F8 ①		3	1	1	1	0	0	1
Randy Johnson, R (1, 1) OBP: 0.207, SLG: 0.154 44 Micah Owings, R (8, 1) OBP: 0.339, SLG: 0.373 Tony Clark, S (8, PH) OBP: 0.354, SLG: 0.287 50 Chad Qualls, R (9, 1)			B FF 90 C FF 88 B FF 91 B FF 92 C FF 92 S FF 93 3-3 K ③			B FF 91 F FF 92 B FF 92 S FF 92 X FF 91 2-2 F8 ①		X SI 92 0-0 F8 ②		2 0 1 0	0 0 0 0	0 0 0 0	0 0 0 0	1 0 0 0	0 0 1 0	0 0 1 0
Inning Stats	R: 0 E: 0 K: 1 S: 7 H: 0 LOB: 0 BB: 0 P: 9	R: 0 E: 0 K: 2 S: 10 H: 0 LOB: 0 BB: 0 P: 16	R: 0 E: 0 K: 2 S: 8 H: 0 LOB: 0 BB: 0 P: 13	R: 0 E: 0 K: 2 S: 8 H: 0 LOB: 0 BB: 0 P: 14	R: 0 E: 0 K: 1 S: 12 H: 0 LOB: 1 BB: 1 P: 21	R: 1 E: 0 K: 1 S: 10 H: 1 LOB: 0 BB: 0 P: 16	R: 0 E: 0 K: 1 S: 12 H: 0 LOB: 1 BB: 1 P: 23	R: 1 E: 0 K: 0 S: 7 H: 1 LOB: 1 BB: 1 P: 13		1B: 0 2B: 0 3B: 1 HR: 1 SF: 0 SAC: 0 DP: 0 HBP: 0						

PITCHER		IP	WLS	BF	H	R	ER	SO	BB	IBB	HBP	BLK	WP	HR	S	P	ERA	WHIP
40 Rich Harden, R ERA: 2.12	(1, 1)	7.0	L	24	1	1	1	10	2	0	0	0	1	1	67	112	1.29	0.429
Bob Howry, R ERA: 4.75	(8, 1)	1.0		5	1	1	1	0	1	0	0	0	0	0	7	13	9.00	2.000

PITCHER	IP	WLS	BF	H	R	ER	SO	BB	IBB	HBP	BLK	WP	HR	S	P	ERA	WHIP

BOTTOM

Chicago Cubs @ Arizona Diamondbacks

Chase Field, Phoenix, AZ

Mon Jul 21 2008, 6:40 PM MST

Att. 34,599 - Roof Closed - 79 F

livebaseballscorecards.com

AB	26
R	2
H	2
RBI	2
BB	3
SO	10
LOB	7

WP: 1 PA: 29
PB: 0
SB: 0
CS: 0

Chicago Cubs @ Arizona Diamondbacks

Chase Field, Phoenix, AZ

Tue Jul 22 2008, 6:40 PM MST

Att. 35,340 - Roof Closed - 80 F

livebaseballscorecards.com

TOP

Batter	1	2	3	4	5	6	7	8	9	AB	R	H	RBI	BB	SO	LOB
2 Ryan Theriot, R (1, 6) OBP: 0.402, SLG: 0.383	C FF 87 C SL 84 B FF 87 F FF 87 F FF 88 X SL 82 1-2 ① G6-3		C FF 88 S CH 79 B FF 89 B FF 89 X FF 88 2-2 2B		C CU 72 X FF 87 0-1 ① G3		B SI 93 C SI 91 F SI 92 B SI 95 B SL 84 F SI 90 B SI 91 4-2 1 1B BB		C FF 93 X FF 93 0-1 1 WP 1B	4	0	2	0	1	0	0
1 Kosuke Fukudome, L (1, 9) OBP: 0.380, SLG: 0.407 (7, 8)	B FF 87 C FF 87 X CH 78 1-1 ② P6		M CH 77 B FF 87 B CH 80 C CH 78 B FF 86 B CH 78 4-2 BB		B FF 86 C FF 85 B SL 81 F FF 87 X FF 87 2-2 25 G6-4-3 1B		X SI 94 0-0 1-2 1B		F FF 92 B SL 83 X FF 93 1-1 ③ G4-3 1-2	4	0	2	0	1	0	1
25 Derrek Lee, R (1, 3) OBP: 0.362, SLG: 0.491	X FF 88 0-0 ③ G5-3		B FF 88 X SL 81 1-0 ② F9		1 SAFE B SL 82 B FF 87 X CU 74 2-0 ② ③ G6-4-3 1-2f		B SI 95 F SI 94 B SI 95 X SI 93 2-1 ③ G4-3			4	0	0	0	0	0	5
16 Aramis Ramirez, R (1, 5) OBP: 0.369, SLG: 0.486		B FF 86 B SL 83 B FF 86 B FF 86 4-0 BB BB	B SL 81 B SL 79 C SL 83 X FF 86 2-1 ③ F7			C FF 90 F FF 90 B SL 84 S FF 90 1-3 ① K		S FF 94 C SL 82 X SI 95 0-2 ① F7		3	0	0	0	1	1	2
Jim Edmonds, L (1, 8) OBP: 0.331, SLG: 0.432 45 Sean Marshall, L (7, 1) OBP: 0.400, SLG: 0.400 57 Chad Gaudin, R (7, 1) Daryle Ward, L (8, PH) OBP: 0.379, SLG: 0.464 (8, 9)		C FF 87 B FF 85 C SL 82 X FF 87 1-2 ① F7		C FF 86 S SL 81 B FF 87 C FF 88 1-3 ① K		C SL 82 S SL 82 F FF 92 F FF 90 B SL 85 S CH 80 1-3 ② K		C CH 85 F SI 95 F SL 86 B SI 96 X SI 95 1-2 HR	3 0 0 1	0 0 0 1	0 0 0 1	0 0 0 1	0 0 0 0	2 0 0 0	1 0 0 0
Mark DeRosa, R (1, 7) OBP: 0.372, SLG: 0.446 (7, 9) 22 Kevin Hart, R (8, 1) 48 Neal Cotts, L (8, 1)		1 SAFE B SL 78 C SL 81 1 SAFE B FF 87 B SL 80 B FF 88 4-1 1-2 BB		B CU 73 S SL 80 S FF 87 B SL 82 B FF 87 F FC 88 B FF 88 4-2 18 G5-3 17 3B BB		X FF 90 0-0 2B		C SL 85 X SL 86 0-1 ② G5-3	2 0 0 0	1 0 0 0	1 0 0 0	0 0 0 0	2 0 0 0	0 0 0 0	0 0 0 0
18 Geovany Soto, R (1, 2) OBP: 0.353, SLG: 0.496		B SL 80 C FF 88 S CU 72 B FF 87 X FF 88 2-2 ② P3		1 SAFE C CU 73 B SL 81 1 SAFE F FC 87 B FF 89 X FF 88 2-2 ② G5-3 1-2		D SL 85 S SL 87 B FF 92 X FF 91 2-1 ③ F9		F SL 82 C SI 95 B SL 86 B SL 86 B FF 94 X FF 95 3-2 ③ F9		4	0	0	0	0	0	4
17 Mike Fontenot, L (1, 4) OBP: 0.369, SLG: 0.532		C FF 88 B CU 74 S CU 74 F FF 87 B FC 88 X FC 88 2-2 ③ F8		S CU 75 B CU 74 X FF 88 1-1 2-H 3B			F SI 91 B SI 92 S SI 91 B SL 85 S SI 92 2-3 ① K		B FF 92 B FF 91 C FF 92 B FF 92 C FF 92 F FF 91 C FF 93 3-3 ① K	4	0	1	1	0	2	2
Jason Marquis, L (1, 1) OBP: 0.205, SLG: 0.216 6 Micah Hoffpauir, L (7, PH) OBP: 0.410, SLG: 0.541 (7, 7)			S FF 86 S FF 87 S FC 87 0-3 ① K	C FF 87 F SL 82 S FF 88 0-3 ③ K			F SL 85 F SI 94 B SI 95 S SL 86 1-3 ② K		C FF 93 F FF 92 S SL 83 0-3 ② K	2 2	0 0	0 0	0 0	0 0	2 2	1 0
Inning Stats	R: 0 E: 0 K: 0 S: 8 H: 0 LOB: 0 BB: 0 P: 10	R: 0 E: 0 K: 0 S: 11 H: 0 LOB: 2 BB: 2 P: 24	R: 0 E: 0 K: 1 S: 11 H: 1 LOB: 2 BB: 1 P: 20	R: 1 E: 0 K: 2 S: 14 H: 1 LOB: 1 BB: 1 P: 22	R: 0 E: 0 K: 0 S: 6 H: 1 LOB: 0 BB: 0 P: 10	R: 0 E: 0 K: 2 S: 11 H: 1 LOB: 1 BB: 0 P: 15	R: 0 E: 0 K: 2 S: 12 H: 1 LOB: 2 BB: 1 P: 21	R: 1 E: 0 K: 0 S: 12 H: 1 LOB: 0 BB: 0 P: 16	R: 0 E: 0 K: 2 S: 11 H: 1 LOB: 1 BB: 0 P: 15	1B: 3 2B: 2 3B: 1 HR: 1 SF: 0 SAC: 0 DP: 1 HBP: 0						

	AB	33
	R	2
	H	7
	RBI	2
	BB	5
	SO	9
	LOB	16

WP: 1 PB: 0 SB: 0 CS: 0 PA: 38

PITCHER		IP	WLS	BF	H	R	ER	SO	BB	IBB	HBP	BLK	WP	HR	S	P	ERA	WHIP
48 Yusmeiro Petit, R ERA: 2.78	(1, 1)	5.0	W	21	3	1	1	3	4	0	0	0	0	0	50	86	1.80	1.400
47 Leo Rosales, R ERA: 2.77	(6, 1)	1.0	H	4	1	0	0	2	0	0	0	0	0	0	11	15	0.00	1.000
50 Chad Qualls, R ERA: 3.72	(7, 1)	1.0	H	5	1	0	0	2	1	0	0	0	0	0	12	21	0.00	2.000
56 Ramon Pena, R ERA: 3.83	(8, 1)	1.0		4	1	1	1	0	0	0	0	0	0	1	12	16	9.00	1.000
57 Jon Rauch, R ERA: 2.92	(9, 1)	1.0		4	1	0	0	2	0	0	0	0	1	0	11	15	0.00	1.000

PITCHER	IP	WLS	BF	H	R	ER	SO	BB	IBB	HBP	BLK	WP	HR	S	P	ERA	WHIP

Batter	1	2	3	4	5	6	7	8	9	AB	R	H	RBI	BB	SO	LOB
6 Stephen Drew, L (1, 6) OBP: 0.309, SLG: 0.468	B SL 85 C SI 91 X SL 88 1-1 ① F9		B SI 90 B SI 90 X SI 91 2-0 ① F8	C CH 83 C SI 91 F SI 91 D SI 87 X SI 92 1-2 34 WP 2-H 2B			1 SAFE 1 SAFE B FF 88 B FF 88 S FF 88 F SL 86 X CU 72 2-2 ① FC3-6 34 G4-3 34 WP 1 WP 1-2f	I IN 72 I IN 68 I IN 72 I IN 68 4-0 34 2B 11 G4-3 IBB		4	2	1	1	1	0	1
34 Conor Jackson, R (1, 7) OBP: 0.391, SLG: 0.477 57 Jon Rauch, R (9, 1)	C SL 85 C SI 92 B SI 92 X SL 79 1-2 HR		B SI 92 X SI 92 1-0 1 BB 27 1B 1B	B SI 91 D SL 86 C SL 87 F SL 88 F CH 85 B SI 89 X SI 90 3-2 ③ G5-3 2-3			D CU 72 F SL 86 B CU 73 C X CU 71 2-2 ② G4-3 1-3	B SL 88 S SI 94 X SI 93 1-1 11 G4-3 1-3 2-H 3-H 2B		5 0	2 0	3 0	3 0	0 0	0 0	2 0
1 Orlando Hudson, S (1, 4) OBP: 0.365, SLG: 0.465 Chris Burke, R (8, PR) OBP: 0.305, SLG: 0.212 (9, 7)	B SI 91 B SI 91 X SI 91 2-0 ② G6-3		B SI 91 F SI 91 B SI 91 B SL 84 F SI 90 B SL 88 4-2 27 1B 1-2 BB		F SI 89 C SI 90 B SL 87 T SL 87 1-2 ① K		C SL 85 C SL 86 F FF 89 B CU 74 F X 1-2 3-H HR	S SI 93 S SL 89 H SL 89 1-2 11 G4-3 HBP		3 0	1 0	1 0	1 0	1 0	1 0	0 0
18 Chad Tracy, L (1, 3) OBP: 0.347, SLG: 0.478 56 Ramon Pena, R (8, 1) 11 Augie Ojeda, S (8, PH) OBP: 0.370, SLG: 0.339 (9, 4)	C SI 91 B CH 83 B SI 91 C SI 92 B CH 84 F CH 85 B SL 87 4-2 BB		X SL 88 0-0 ② F7		B SI 90 F SL 87 X SL 89 1-1 ② G6-3		C B F B F X 2-2 2B	B SI 92 X FF 92 1-0 ② G4-3 1-2 2-3 3-H		3 0 1	0 0 0	1 0 0	0 0 1	1 0 0	0 0 0	2 0 2
27 Mark Reynolds, R (1, 5) OBP: 0.332, SLG: 0.486	C SI 91 F SL 85 B SI 91 C SI 90 1-3 ③ K		X SL 87 0-0 1-3 2-H 1B		C SI 91 X SI 91 0-1 ③ F7		F SL 82 S SL 82 B SL 81 D FF 92 X SL 81 2-2 ③ L5	B FF 94 B CU 79 B FF 92 B FF 92 4-0 BB		4	0	1	1	1	1	2
26 Miguel Montero, L (1, 2) OBP: 0.331, SLG: 0.325		B SI 90 F SI 91 B SL 86 C SI 90 F SL 85 F SI 92 B SL 87 X SL 87 3-2 ① F7	B SI 92 X CH 82 1-0 ③ G4-3			X CH 83 0-0 ① G3		24 2B 24 E BB K		4	1	0	0	1	1	5
24 Chris Young, R (1, 8) OBP: 0.298, SLG: 0.401		X SI 92 0-0 ② B1-3	B SI 92 C SL 88 X SI 91 1-1 ① L3			B SI 92 C SI 91 B SI 91 F SL 88 X SI 92 2-2 ② G5-3		L FF 95 C CU 79 B CU 79 F FF 95 B CU 80 D SL 88 X FF 94 3-2 28 E 1-H FC6-2-5-1 2B		4	0	1	0	0	0	0
28 Alex Romero, L (1, 9) OBP: 0.278, SLG: 0.368		X SI 91 0-0 1B	B SI 88 C SI 91 F SI 88 H SI 92 2-2 48 SH3 6 2B HBP			X SI 90 0-0 ③ F8		B FF 94 S CU 79 2 SAFE B SL 89 X CU 79 2-1 FC6-2-5-1 E3 34 2B 2-3		3	2	1	0	0	0	1
48 Yusmeiro Petit, R (1, 1) 47 Leo Rosales, R (6, 1) 50 Chad Qualls, R (7, 1) 21 Jamie D'Antona, R (7, PH) OBP: 1.000, SLG: 1.000 Tony Clark, S (8, 3) OBP: 0.351, SLG: 0.284		C SI 91 S SL 82 S SL 82 0-3 ③ K	B SI 90 L SI 90 B SI 91 M SI 89 X SI 90 2-2 ② SH3 1-2				C CU 71 X SL 86 0-1 6 FC3-6 1B	B SL 90 X FF 93 1-0 ① FC6-2-5-1 34 2B 1-3 3-H		1 0 0 1 1	0 0 0 0 1	0 0 0 1 1	0 0 0 0 0	1 0 0 0 0	1 0 0 0 2	1 0 0 0 0
Inning Stats	R: 1 H: 1 E: 0 LOB: 1 K: 1 BB: 1 S: 12 P: 21	R: 0 H: 1 E: 0 LOB: 1 K: 1 BB: 0 S: 10 P: 13	R: 1 H: 2 E: 0 LOB: 2 K: 0 BB: 1 S: 7 P: 15	R: 1 H: 1 E: 0 LOB: 1 K: 0 BB: 0 S: 15 P: 24	R: 0 H: 0 E: 0 LOB: 0 K: 1 BB: 0 S: 7 P: 9	R: 0 H: 0 E: 0 LOB: 0 K: 0 BB: 0 S: 5 P: 7	R: 2 H: 3 E: 0 LOB: 1 K: 0 BB: 0 S: 20 P: 29	R: 4 H: 2 E: 2 LOB: 3 K: 1 BB: 3 S: 16 P: 37		1B: 4 SF: 0 2B: 4 SAC: 1 3B: 0 DP: 0 HR: 2 HBP: 2						

PITCHER		IP	WLS	BF	H	R	ER	SO	BB	IBB	HBP	BLK	WP	HR	S	P	ERA	WHIP
Jason Marquis, R ERA: 4.44	(1, 1)	6.0	L	26	5	3	3	3	2	0	1	0	1	1	56	89	4.50	1.167
45 Sean Marshall, L ERA: 4.34	(7, 1)	0.2		5	3	2	2	0	0	0	0	0	2	1	17	24	27.00	4.500
57 Chad Gaudin, R ERA: 3.38	(7, 1)	0.1		1	0	0	0	0	0	0	0	0	0	0	3	5	0.00	0.000
22 Kevin Hart, R ERA: 7.91	(8, 1)	0.2		9	2	4	2	0	2	1	1	0	0	0	12	33	27.00	6.000
48 Neal Cotts, L ERA: 2.65	(8, 1)	0.1		1	0	0	0	1	0	0	0	0	0	0	4	4	0.00	0.000

PITCHER	IP	WLS	BF	H	R	ER	SO	BB	IBB	HBP	BLK	WP	HR	S	P	ERA	WHIP

BOTTOM

Chicago Cubs @ Arizona Diamondbacks

Chase Field, Phoenix, AZ

Tue Jul 22 2008, 6:40 PM MST

Att. 35,340 - Roof Closed - 80 F

livebaseballscorecards.com

AB	34
R	9
H	10
RBI	7
BB	5
SO	4
LOB	18

PA: 42

WP: 3
PB: 0
SB: 0
CS: 0

TOP

Chicago Cubs @ Arizona Diamondbacks

Chase Field, Phoenix, AZ

Wed Jul 23 2008, 6:40 PM MST

Att. 37,343 - Roof Closed - 79 F

livebaseballscorecards.com

Batter	1	2	3	4	5	6	7	8	9	AB	R	H	RBI	BB	SO	LOB
12 Alfonso Soriano, R (1, 7) OBP: 0.329, SLG: 0.544	F FF 85 B CU 70 B CU 67 F FC 83 B CU 71 T FC 84 3-2 K		X FC 80 0-0 F8		D CU 70 F FC 85 S CU 70 X FC 85 1-2 G5-3 1-2 3-H		B CH 78 X FC 83 1-0 F8	C SL 83 S SL 84 X FF 90 0-2 2B		5	0	1	1	0	1	1
2 Ryan Theriot, R (1, 6) OBP: 0.400, SLG: 0.378	C FF 84 B FC 83 C CU 68 F FC 83 B CU 70 B FC 84 X FC 83 3-2 G6-3		B FF 82 C FF 83 X FC 82 1-1 B1-3		B CU 68 B FC 82 B FC 85 C FC 83 F FC 84 X FC 86 3-2 G6-3 2-H			16 E 18 1B BB	X CH 82 0-0 G5-3	4	1	0	1	1	0	1
25 Derrek Lee, R (1, 3) OBP: 0.362, SLG: 0.498	B FC 83 B CH 79 X FC 85 2-0 HR		B FF 84 B FF 83 X CH 77 2-0 G4-3		X CH 79 0-0 G5-3			B SL 84 1 SAFE X CH 79 1-0 F8	C FF 89 B CU 79 X SI 91 1-1 18 FC6-4 1B	5	1	2	1	0	0	1
16 Aramis Ramirez, R (1, 5) OBP: 0.367, SLG: 0.481	B CU 68 S CU 69 B FC 84 C FC 82 X CU 70 2-2 G5-3			C FF 84 T FC 82 S FC 83 0-3 K C CU 68 F CU 68 C FC 82 0-3		B B C FC 83 S FC 82 F CU 70 X FC 82 2-2 E5 1 CS X FC 83 0-0 F9		B FF 90 1 SAFE 1 SAFE C FF 88 X SL 83 1-1 E7 18 1B 1-3 BB 1B	C FF 89 1 SAFE F FF 88 C CU 80 0-3 K	5	1	1	0	0	2	1
18 Geovany Soto, R (1, 2) OBP: 0.351, SLG: 0.491		B FC 82 X FC 84 1-0 L1						C SL 82 S FC 86 X FC 84 0-2 BB 9 HR 1 BB 2-3 3-H 1B	C CU 78 C CU 79 B FF 91 1 SAFE F FF 90 X CU 79 1-2 FC6-4 1-2f	5	1	1	1	0	1	2
1 Kosuke Fukudome, L (1, 9) OBP: 0.382, SLG: 0.405		B FF 85 B FF 85 B FC 81 B FC 84 4-0 9 1B BB		X FF 84 0-0 L7	C CU 69 F CH 77 F FC 80 B FC 84 1 SAFE B CU 71 B CU 70 1 SAFE 1 SAFE 4-2 B FC 86 1-2 FC6-4 BB		B FF 91 B FF 89 B SI 90 B SI 88 4-0 BB 9 HR 1-2 BB	B SI 91 C CU 79 B FF 90 B FF 89 X FF 89 3-1 G4-3	2	1	0	0	3	0	1
Mark DeRosa, R (1, 4) OBP: 0.373, SLG: 0.445		C FF 84 1 SAFE 1 SAFE B FC 82 C FC 82 F FC 84 B FF 86 S FC 83 2-3 K			B FF 83 F FC 83 B FC 82 F FC 81 X FC 83 2-2 9 2B 30 1B 1B	C FC 82 C FC 83 B FC 82 B FC 83 F FC 81 X CH 77 2-2 FC6-4 1-2f		B SL 83 B FF 89 B SI 89 B SI 87 4-0 9 HR 1-2 2-3 3-H BB		3	2	1	1	1	1	2
9 Reed Johnson, R (1, 8) OBP: 0.347, SLG: 0.402		C CU 70 1 SAFE F FC 84 1 SAFE F CU 71 F FC 83 X CH 76 0-2 1-2 1B			C CU 68 X CU 69 0-1 30 1B 12 G5-3 1-3 2B		C FF 84 B FC 82 X CH 77 1-1 F9	B FF 90 X FF 90 1-0 1-H 2-H 3-H HR		4	2	3	4	0	0	0
30 Ted Lilly, L (1, 1) OBP: 0.225, SLG: 0.231 Ronny Cedeno, R (7, PH) OBP: 0.333, SLG: 0.346 48 Neal Cotts, L (7, 1) Daryle Ward, L (8, PH) OBP: 0.373, SLG: 0.456 Bob Howry, L (8, 1) 49 Carlos Marmol, R (9, 1)		C FC 84 C CU 70 S CU 72 0-3 K			D FC 83 X FC 82 1-0 2 S 12 G5-3 2 G6-3 2-3 3-H 1B		C FC 81 S FC 83 S FC 83 0-3 K	B CH 79 B FF 90 B CH 78 C FF 89 F FF 89 S CH 79 3-3 K		2 1 0 1 0 0	1 0 0 0 0 0	1 0 0 0 0 0	1 0 0 0 1 0	0 0 0 0 0 0	1 1 0 1 0 0	2 0 0 0 0 0

	AB	37
	R	10
	H	10
	RBI	10
	BB	5
	SO	8
	LOB	11

Inning Stats																																		
	R: 1	H: 1	R: 0	H: 1	R: 0	H: 0	R: 0	H: 0	R: 3	H: 3	R: 0	H: 0	R: 0	H: 0	R: 6	H: 4	R: 0	H: 1	1B: 6	SF: 0	WP: 0	PA: 42
	E: 0	LOB: 0	E: 0	LOB: 2	E: 0	LOB: 0	K: 2	LOB: 0	E: 0	LOB: 0	E: 1	LOB: 1	E: 0	LOB: 0	E: 1	LOB: 1	E: 0	LOB: 1	2B: 2	SAC: 0	PB: 0	
	K: 1	BB: 0	K: 2	BB: 1	K: 0	BB: 0	S: 7	BB: 0	K: 0	BB: 0	K: 0	BB: 1	K: 1	BB: 0	K: 1	BB: 3	K: 1	BB: 0	3B: 0	DP: 0	SB: 1	
	S: 11	P: 21	S: 13	P: 20	S: 4	P: 7	S: 7	P: 7	S: 13	P: 20	S: 12	P: 20	S: 6	P: 8	S: 15	P: 33	S: 11	P: 16	HR: 2	HBP: 0	CS: 1	

PITCHER		IP	WLS	BF	H	R	ER	SO	BB	IBB	HBP	BLK	WP	HR	S	P	ERA	WHIP
49 Doug Davis, L ERA: 4.22	(1, 1)	7.0	L	28	5	4	4	6	2	0	0	0	0	1	66	103	5.14	1.000
44 Micah Owings, R ERA: 5.4	(8, 1)	0.1		6	2	5	5	0	3	0	0	0	0	0	7	21	135.00	15.000
47 Leo Rosales, R ERA: 3.29	(8, 1)	0.2		4	2	1	1	1	0	0	0	0	0	1	8	12	13.50	3.000
33 Billy Buckner, R ERA: 4.91	(9, 1)	1.0		4	1	0	0	1	0	0	0	0	0	0	11	16	0.00	1.000

PITCHER		IP	WLS	BF	H	R	ER	SO	BB	IBB	HBP	BLK	WP	HR	S	P	ERA	WHIP

Batter	1	2	3	4	5	6	7	8	9	AB	R	H	RBI	BB	SO	LOB
6 Stephen Drew, L (1, 6) OBP: 0.310, SLG: 0.469	C SL 82 B FF 88 X SI 88 1-1 F7 ①		C FF 87 B CU 71 C CU 70 F CU 68 B FF 86 B CU 69 B FF 87 4-2 34 BB BB	C CU 71 B SI 87 X CU 70 1-1 G3-1 ③ 2-3			B FF 93 B FF 93 B FF 93 C FF 89 S FF 92 F FF 93 X SL 85 3-2 F9 ②		B FF 95 B FF 95 C SL 81 B FF 94 F FF 93 X SL 80 3-2 11 G3-1 2B	4	0	1	0	1	0	1
11 Augie Ojeda, S (1, 4) OBP: 0.364, SLG: 0.328	B FF 86 F FF 87 B SL 83 F FF 87 X FF 86 2-2 G5-3 ②		1 SAFE 1 SAFE B SL 80 B FF 87 C FF 86 1 SAFE S FF 87 1 SAFE X FF 90 2-2 F8 ②		B FF 84 B FF 84 C FF 85 B SL 83 C FF 84 B SL 82 4-2 34 WP 34 3B BB		B FF 93 X FF 92 1-0 F9 ③		C SL 83 C SL 83 F FF 94 X SL 82 0-2 G3-1 ② 2-3	4	1	0	0	1	0	2
34 Conor Jackson, R (1, 7) OBP: 0.399, SLG: 0.488	B CH 79 B CH 79 X SL 83 2-0 27 S 1B		B FF 90 S FF 90 D CU 71 B FF 90 F FF 90 B FF 91 4-2 1-2 BB		1 SAFE 1 SAFE 1 SAFE B SL 84 X FF 90 1-0 24 1-H FC5-2-5-1 3B			B SI 92 B SI 93 C SI 91 X SI 92 2-1 24 2B 19 HR 1B	D SL 84 B FF 93 B FF 92 B FF 92 4-0 18 DI BB	3	1	3	1	2	0	0
27 Mark Reynolds, R (1, 5) OBP: 0.328, SLG: 0.480 18 Chad Tracy, L (9, PH) OBP: 0.345, SLG: 0.475	S SI 89 D CU 72 S FF 89 1 SAFE C CU 71 1-3 K ③ 1-2		S FF 91 B CU 73 C FF 91 S FF 92 1-3 K ③		T FF 90 B CU 72 C SL 83 F CU 73 S FF 91 1-3 K ①			F FF 92 B SI 92 F SI 92 F SI 93 F SL 83 B FF 93 F FF 92 F FF 92 S SI 93 2-3 K ①	S SL 82 S SL 82 S SL 81 0-3 K ③ 1-2	4 1	0 0	0 0	0 0	0 0	4 1	5 2
24 Chris Young, R (1, 8) OBP: 0.302, SLG: 0.412		B CU 69 X CH 78 1-0 S 2B		B CU 69 C SL 81 X FF 88 1-1 HR 2B	C CU 72 B CU 74 B FF 91 X CU 72 2-1 FC5-2-5-1 CS 3-H ②			C SL 81 F SI 92 B SL 83 F SL 82 X SI 93 1-2 19 HR 1-3 2B		4	2	3	0	0	0	1
Tony Clark, S (1, 3) OBP: 0.347, SLG: 0.313		D FF 88 C FF 90 C FF 90 2 SAFE X CU 71 1-2 G6-3 ①		S SL 83 X FF 90 0-1 2-H HR	0-0 CS 2-3 ③	S SL 82 B SL 82 B FF 88 C FF 88 F FF 89 B FF 90 F SL 85 S FF 89 3-3 K ①		B FF 92 F SI 92 B FF 92 S SI 92 X FF 92 2-2 L3 ②		4	1	1	2	0	1	3
19 Chris Snyder, R (1, 2) OBP: 0.338, SLG: 0.442		C FF 91 F FF 91 X FF 92 0-2 P3 ②		B FF 88 B SL 85 C SL 83 C CU 69 B CU 69 X SL 82 3-2 G6-3 ①		C FF 88 B FF 90 S SL 84 S FF 90 1-3 K ②		F FF 92 B SI 91 B FF 92 B SL 82 S FF 92 F SI 91 X SI 90 3-2 2-H 3-H HR		4	1	1	3	0	1	1
Chris Burke, R (1, 9) OBP: 0.306, SLG: 0.215 28 Alex Romero, L (8, PH) OBP: 0.274, SLG: 0.362 (9, 9)		B SL 83 B FF 91 C FF 90 C SL 84 F FF 91 F FF 91 X CU 73 2-2 F8 ③ 2-3		B SI 86 B FF 86 T FF 86 X SL 82 2-1 6 S 49 SH3-4 1B		C SI 90 L CU 71 T FF 89 B FF 90 X SL 84 2-2 G5-3 ③		C SI 91 F FF 90 S SI 91 0-3 K ③		3 1	0 0	1 0	0 0	0 0	0 1	1 0
49 Doug Davis, R (1, 1) OBP: 0.100, SLG: 0.100 21 Jamie D'Antona, R (7, PH) OBP: 0.500, SLG: 0.500 44 Micah Owings, R (8, 1) OBP: 0.339, SLG: 0.373 47 Leo Rosales, R (8, 1) 33 Billy Buckner, R (9, 1) 26 Miguel Montero, L (9, PH) OBP: 0.328, SLG: 0.322			C FF 85 B CU 69 F SI 86 B FF 88 F FF 86 C CU 68 2-3 K ①	B FF 86 L SI 86 1 SAFE B FF 86 X FF 85 2-1 SH3-4 ② 1-2			B FF 91 F FF 92 F SL 89 B FF 93 B SL 88 S FF 93 3-3 K ①		B C F C 1-3 K ①	1 1 0 0 0 0	0 0 0 0 0 0	0 0 0 0 0 0	0 0 0 0 0 0	0 0 0 0 0 0	1 1 0 0 0 1	0 0 0 0 0 0
Inning Stats	R: 0 E: 0 K: 1 S: 9 H: 1 LOB: 1 BB: 0 P: 15	R: 0 E: 0 K: 0 S: 12 H: 1 LOB: 1 BB: 0 P: 16	R: 0 E: 0 K: 2 S: 15 H: 0 LOB: 2 BB: 2 P: 28	R: 2 E: 0 K: 0 S: 13 H: 3 LOB: 1 BB: 0 P: 22	R: 1 E: 0 K: 1 S: 9 H: 1 LOB: 0 BB: 1 P: 17	R: 0 E: 0 K: 2 S: 11 H: 0 LOB: 0 BB: 0 P: 17	R: 0 E: 0 K: 1 S: 8 H: 0 LOB: 0 BB: 0 P: 15	R: 3 E: 0 K: 2 S: 23 H: 3 LOB: 0 BB: 0 P: 33	R: 0 E: 0 K: 2 S: 13 H: 1 LOB: 2 BB: 1 P: 21	1B: 3 2B: 4 3B: 1 HR: 2 SF: 0 SAC: 1 DP: 0 HBP: 0						

PITCHER		IP	WLS	BF	H	R	ER	SO	BB	IBB	HBP	BLK	WP	HR	S	P	ERA	WHIP
30 Ted Lilly, L ERA: 4.49	(1, 1)	6.0	W	26	6	3	3	6	3	0	0	0	1	1	69	115	4.50	1.500
48 Neal Cotts, L ERA: 2.5	(7, 1)	1.0	H	3	0	0	0	1	0	0	0	0	0	0	8	15	0.00	0.000
Bob Howry, R ERA: 5.21	(8, 1)	1.0		6	3	3	3	2	0	0	0	0	0	1	23	33	27.00	3.000
49 Carlos Marmol, R ERA: 3.48	(9, 1)	1.0		5	1	0	0	2	1	0	0	0	0	0	13	21	0.00	2.000

PITCHER	IP	WLS	BF	H	R	ER	SO	BB	IBB	HBP	BLK	WP	HR	S	P	ERA	WHIP

BOTTOM

Chicago Cubs @ Arizona Diamondbacks

Chase Field, Phoenix, AZ

Wed Jul 23 2008, 6:40 PM MST

Att. 37,343 - Roof Closed - 79 F

livebaseballscorecards.com

AB	35
R	6
H	10
RBI	6
BB	4
SO	11
LOB	16

WP: 1	PA: 41		
PB: 0			
SB: 3			
CS: 1			

Batter	1	2	3	4	5	6	7	8	9	AB	R	H	RBI	BB	SO	LOB
2 Hanley Ramirez, R (1, 6) OBP: 0.379, SLG: 0.545	C SI 91 B SL 80 F SI 91 X FF 90 1-2 G4-3 ①		B SL 82 B SL 82 X SL 79 2-0 1-H HR		B SI 91 S SI 91 S SI 92 X SI 93 1-2 G6-3 ②		B SI 92 X FF 92 1-0 F8 ③		C SL 83 B FF 94 B SL 81 C SL 80 S SL 82 2-3 K ①	5	1	1	2	0	1	3
4 Alfredo Amezaga, S (1, 4) OBP: 0.335, SLG: 0.389	C SI 91 S FS 86 B FS 87 F SI 92 B SI 94 S FS 86 2-3 K ②		C SI 93 B SI 92 X FS 87 1-1 G1-3 ②		B SI 90 S FF 89 X FS 84 1-1 G4-3 ③			C CH 89 C CH 88 B FF 88 F SL 81 X FF 92 1-2 3 2B SF9 1B	C SL 82 F FF 94 X SL 83 0-2 1-2f 2-3 FC1-6 3 BB ②	5	1	1	0	0	1	2
3 Jorge Cantu, R (1, 5) (8, 3) OBP: 0.344, SLG: 0.492	C FF 93 F SL 81 B SI 93 X SI 94 1-2 1B		B SI 93 B SL 84 F SI 93 F SI 92 F SI 94 B SI 94 X FF 93 3-2 1B			B SL 80 C SI 92 F SI 90 F FS 83 F FF 89 H CU 63 2-2 12 G5-3 HBP		B SL 80 B SI 90 C FF 91 X FF 91 2-1 SF9 1-3 2B	B SL 84 D SL 82 B SL 80 B SL 82 4-0 1-2 BB	3	0	3	0	1	0	0
Mike Jacobs, L (1, 3) OBP: 0.285, SLG: 0.500 18 Wes Helms, R (8, PH) OBP: 0.300, SLG: 0.356 (8, 5)	B FS 84 C FF 89 B SI 93 B FF 89 X FF 90 3-1 F9 ③		B FF 92 C FS 83 F FS 82 B FF 92 C FF 90 2-3 K ③			B FS 82 F FC 88 F SI 89 B FF 89 X FS 85 2-2 F9 ①		B FF 90 B SL 84 B FF 91 B FF 89 4-0 BB	C SL 81 C SL 83 B FF 93 D SL 81 F SL 81 F FF 91 B SL 82 F FF 91 S SL 80 3-3 K ③	3 1	0 0	0 0	0 0	0 1	1 1	3 3
12 Cody Ross, R (1, 8) OBP: 0.308, SLG: 0.509		C SL 79 C SL 79 B SL 81 F FF 92 B SL 83 S FF 94 2-3 K ①		C SI 90 F SL 80 X SI 90 0-2 F9 ①		C SI 90 B SL 83 X SI 91 1-1 1-2 G5-3 ②		X FF 91 0-0 F9 ①		4	0	0	0	0	1	4
Luis Gonzalez, L (1, 9) OBP: 0.331, SLG: 0.402		C FF 94 B FS 86 B FF 92 S FF 92 B FC 92 F FF 95 X SI 94 3-2 G4-3 ②		C FS 81 F SI 91 F SI 90 B FF 91 F FS 82 B SI 92 F SI 92 F SI 93 B CU 68 3-2 X FF 90 P4 ②		B FF 89 B FF 90 C FF 92 B FF 90 F FF 91 X FF 91 3-2 F8 ③		B SI 91 B FF 92 F SI 91 F SI 92 F SI 92 F SI 92 X SI 91 2-2 2-3 3-H SF9 ②		3	0	0	1	0	0	1
Josh Willingham, R (1, 7) OBP: 0.368, SLG: 0.480	B SI 94 C SI 94 X SI 92 1-1 L4 ③		X SI 91 0-0 1B				C SL 81 F SI 87 B SL 82 B SI 93 F SL 84 X SI 92 2-2 21 G4-3 1B	C SL 81 B FF 93 F SL 83 C SL 82 1-3 K ③		4	0	2	0	0	1	2
21 John Baker, L (1, 2) OBP: 0.300, SLG: 0.394			B SI 92 B SI 91 C FF 91 B SI 90 S FF 89 S FF 91 3-3 K ① F FS 82 X FF 89 0-1 G3 ③				C FF 90 D FS 85 X FF 90 1-1 1-2 G4-3 ①		C FF 93 B SL 82 C SL 82 F SL 84 B FF 93 B SL 80 B SL 80 4-2 4 FC1-6 6 BB BB	3	0	0	0	1	1	2
Scott Olsen, L (1, 1) OBP: 0.214, SLG: 0.175 27 Jeremy Hermida, L (7, PH) OBP: 0.325, SLG: 0.416 22 Matt Lindstrom, R (7, 1) Joe Nelson, R (8, 1) 6 Dan Uggla, R (9, PH) OBP: 0.359, SLG: 0.576			X FF 91 0-0 2 HR 1B		C FF 86 B FS 85 S FS 81 S FS 84 1-3 K ①		F FF 90 F FC 92 F FS 82 B SI 92 F FS 84 B FF 92 C SL 82 2-3 K ②		S FF 94 B FF 94 B SL 82 B SL 82 F FF 92 B SL 81 4-2 4 FC1-6 1-2 BB	2 1 0 0 0	1 0 0 0 0	1 0 0 0 0	0 0 0 0 0	0 0 0 0 1	1 1 0 0 0	0 1 0 0 0
Inning Stats	R: 0 E: 0 K: 1 S: 12 H: 1 LOB: 1 BB: 0 P: 19	R: 0 E: 0 K: 1 S: 10 H: 0 LOB: 0 BB: 0 P: 16	R: 2 E: 0 K: 2 S: 14 H: 3 LOB: 1 BB: 0 P: 25	R: 0 E: 0 K: 0 S: 13 H: 1 LOB: 1 BB: 0 P: 16	R: 0 E: 0 K: 1 S: 8 H: 0 LOB: 0 BB: 0 P: 11	R: 0 E: 0 K: 0 S: 12 H: 0 LOB: 1 BB: 0 P: 20	R: 0 E: 0 K: 1 S: 12 H: 1 LOB: 1 BB: 0 P: 18	R: 1 E: 0 K: 1 S: 16 H: 2 LOB: 2 BB: 1 P: 26	R: 0 E: 0 K: 2 S: 17 H: 0 LOB: 3 BB: 3 P: 34	1B: 6 2B: 1 3B: 0 HR: 1	SF: 1 SAC: 0 DP: 0 HBP: 1	WP: 0 PB: 0 SB: 0 CS: 0	PA: 40				

PITCHER	IP	WLS	BF	H	R	ER	SO	BB	IBB	HBP	BLK	WP	HR	S	P	ERA	WHIP
38 Carlos Zambrano, R (1, 1) ERA: 2.96	7.0	W	28	6	2	2	6	0	0	1	0	0	1	81	125	2.57	0.857
57 Chad Gaudin, R (8, 1) ERA: 3.38	0.0		2	2	1	0	0	0	0	0	0	0	0	6	9	∞	∞
48 Neal Cotts, L (8, 1) ERA: 2.5	0.0		1	0	0	0	0	1	0	0	0	0	0	0	4	∞	∞
Bob Howry, R (8, 1) ERA: 5.14	0.2	H	2	0	0	0	0	0	0	0	0	0	0	7	9	0.00	0.000
49 Carlos Marmol, R (8, 1) ERA: 3.4	1.1	S	7	0	0	0	3	3	0	0	0	0	0	20	38	0.00	2.250

PITCHER	IP	WLS	BF	H	R	ER	SO	BB	IBB	HBP	BLK	WP	HR	S	P	ERA	WHIP

TOP

Florida Marlins @ Chicago Cubs

Wrigley Field, Chicago, IL

Thu Jul 24 2008, 7:05 PM CDT

Att. 41,482 - Partly Cloudy - 76 F

livebaseballscorecards.com

AB	34
R	3
H	8
RBI	3
BB	4
SO	9
LOB	21

Florida Marlins @ Chicago Cubs

Wrigley Field, Chicago, IL

Thu Jul 24 2008, 7:05 PM CDT

Att. 41,482 - Partly Cloudy - 76 F

livebaseballscorecards.com

Batter	1	2	3	4	5	6	7	8	9	AB	R	H	RBI	BB	SO	LOB
12 Alfonso Soriano, R (1, 7) OBP: 0.332, SLG: 0.545	X SI 88 0-0 ① F9		B CH 84 S CH 83 B FF 90 F FF 89 F FF 90 F SL 83 X SL 86 2-2 2 L6-4 2B		I I I IN 53 I IN 56 4-0 25 BB 2 FC1-2 16 2B IBB		C FF 99 B SL 85 X SI 98 1-1 ② G6-3			3	1	1	0	1	0	0
2 Ryan Theriot, R (1, 6) OBP: 0.396, SLG: 0.374	C SI 88 B SI 90 X FF 89 1-1 ② G6-3		B FF 89 C FF 89 2 SAFE X FF 89 1-1 ②③ L6-4 2-2		S CH 82 S CH 82 X CH 82 0-2 ② FC1-2 25 BB 16 2B 1-2 2-3 3-Hf		B SL 82 C SL 81 B FF 98 B FF 97 F FF 95 F FF 98 X FF 95 3-2 ③ F9			4	1	0	0	0	0	4
25 Derrek Lee, R (1, 3) OBP: 0.361, SLG: 0.494	C FF 88 C SI 90 B SI 91 F SL 85 S FF 91 1-3 ③ K			C CH 83 B CH 84 F FF 89 F SL 84 X FF 89 1-2 ① F9	B FF 90 S CH 82 B SI 90 B FF 90 S CH 83 B SI 89 4-2 16 2B BB 1-2 2-3 3-H			B FF 90 C FF 89 C FF 89 B FF 89 S CH 80 2-3 ① K		3	0	0	1	1	2	0
16 Aramis Ramirez, R (1, 5) OBP: 0.368, SLG: 0.485		F FF 88 X FF 89 0-1 ① F7		B FF 90 S SL 83 X CH 84 1-1 ② G6-3	D CH 83 C FF 88 X SI 91 1-1 ③ 2B 1-H 2-H 3-H			B CH 79 X CH 78 1-0 S 1B		4	0	2	2	0	0	0
9 Reed Johnson, R (1, 8) OBP: 0.346, SLG: 0.404		B FF 89 X FF 89 1-0 F7 2B		C FF 88 F SI 90 X FF 91 0-2 ③ F9		F SI 88 X CH 81 0-1 ① G1-5-3		C FF 90 S FF 90 S FF 91 0-3 ② K		4	0	1	0	0	1	1
Mark DeRosa, R (1, 9) OBP: 0.375, SLG: 0.442	C FF 88 B FF 89 X FF 88 1-1 ② F7 2-3				B SI 88 B FF 88 B CH 82 B SI 88 4-0 38 2B 1B BB	X FF 86 0-0 ② F9		B FF 89 B FF 84 B FF 91 C CH 80 B SL 76 4-1 1-2 BB		2	1	0	0	2	0	1
Henry Blanco, R (1, 2) OBP: 0.338, SLG: 0.388	S CH 83 B FF 90 B CH 82 S CH 83 F FF 90 X SL 84 2-2 ③ G5-3				C FF 88 X SI 88 0-1 38 2B 2 FC1-2 1B 1-2	C CH 87 X FF 88 0-1 HR		F FF 90 B FF 90 S CH 79 C FF 90 1-3 ③ K		4	1	2	1	0	1	3
Ronny Cedeno, R (1, 4) OBP: 0.333, SLG: 0.367			C CH 87 F FF 89 B CH 84 X SL 82 1-2 HR		F CH 86 F FF 89 S FF 90 0-3 ① K	C CH 86 B CH 82 X CH 81 1-1 ③ G6-3				3	1	1	1	0	1	2
38 Carlos Zambrano, S (1, 1) OBP: 0.356, SLG: 0.542 Daryle Ward, L (7, PH) OBP: 0.368, SLG: 0.448 57 Chad Gaudin, R (8, 1) 48 Neal Cotts, L (8, 1) Bob Howry, L (8, 1) 49 Carlos Marmol, R (8, 1)			C SI 89 S CH 83 S CH 84 0-3 ① K		B CH 87 X SL 84 1-0 2 FC1-2 25 BB 1-3 2-H 2B		X FF 99 0-0 ① G4-3			2 1 0 0 0 0	1 0 0 0 0 0	1 0 0 0 0 0	1 0 0 0 0 0	0 0 0 0 0 0	1 0 0 0 0 0	0 0 0 0 0 0
Inning Stats	R: 0 E: 0 K: 1 S: 7 H: 0 LOB: 0 BB: 0 P: 9	R: 0 E: 0 K: 0 S: 9 H: 1 LOB: 1 BB: 0 P: 13	R: 1 E: 0 K: 1 S: 13 H: 2 LOB: 0 BB: 0 P: 17	R: 0 E: 0 K: 0 S: 9 H: 0 LOB: 0 BB: 0 P: 11	R: 4 E: 0 K: 1 S: 13 H: 3 LOB: 2 BB: 3 P: 27	R: 1 E: 0 K: 0 S: 7 H: 1 LOB: 0 BB: 0 P: 8	R: 0 E: 0 K: 0 S: 7 H: 0 LOB: 0 BB: 0 P: 11	R: 0 E: 0 K: 3 S: 11 H: 1 LOB: 2 BB: 1 P: 19								

BOTTOM

AB	30
R	6
H	8
RBI	6
BB	4
SO	6
LOB	11

1B: 2 2B: 5 3B: 0 HR: 2	SF: 0 SAC: 0 DP: 1 HBP: 0	WP: 0 PB: 0 SB: 1 CS: 0	PA: 34
---	---	---	---

PITCHER		IP	WLS	BF	H	R	ER	SO	BB	IBB	HBP	BLK	WP	HR	S	P	ERA	WHIP
Scott Olsen, L ERA: 4.07	(1, 1)	6.0	L	26	7	6	6	3	2	1	0	0	0	2	58	85	9.00	1.500
22 Matt Lindstrom, R ERA: 3.9	(7, 1)	1.0		3	0	0	0	0	0	0	0	0	0	0	7	11	0.00	0.000
Joe Nelson, R ERA: 1.38	(8, 1)	1.0		5	1	0	0	3	1	0	0	0	0	0	11	19	0.00	2.000

PITCHER	IP	WLS	BF	H	R	ER	SO	BB	IBB	HBP	BLK	WP	HR	S	P	ERA	WHIP

Florida Marlins @ Chicago Cubs

Wrigley Field, Chicago, IL

Fri Jul 25 2008, 1:20 PM CDT

Att. 41,570 - Partly Cloudy - 80 F

livebaseballscorecards.com

Batter	1	2	3	4	5	6	7	8	9	AB	R	H	RBI	BB	SO	LOB
2 Hanley Ramirez, R (1, 6) OBP: 0.379, SLG: 0.545	X SI 91 0-0 ① L7		C SI 91 X SL 86 0-1 ① F9		C SI 92 X SL 86 0-1 ② G6-3		C SL 84 C FF 98 X FF 99 0-2 F8 S 3 2B 1B		F SL 84 X SI 91 0-1 2B	5	1	2	0	0	0	0
Luis Gonzalez, L (1, 9) OBP: 0.337, SLG: 0.406 35 Doug Waechter, R (7, 1) OBP: 0.167, SLG: 0.167 37 Renyel Pinto, L (7, 1) Justin Miller, R (8, 1) 21 John Baker, L (9, PH) OBP: 0.293, SLG: 0.382 (9, 2)	C SI 91 F SI 92 B SI 91 F FS 83 F FF 92 X SL 85 1-2 2B		B SL 93 F SI 93 B FF 92 C FS 84 F FS 84 B FF 93 F FS 84 B SI 93 4-2 BB		B SL 82 B SI 92 B SI 92 C FF 90 B SI 92 4-1 BB 3 BB BB		F FF 96 1 SAFE P PO 84 X FF 97 1-1 ② F8 1-3		B SL 85 F SI 91 B SL 83 S FF 91 F FF 91 2 SAFE B FF 90 X FF 90 3-2 ② L9	2 0 0 0 1	0 0 0 0 0	1 0 0 0 0	0 0 0 0 0	2 0 0 0 0	0 0 0 0 0	1 0 0 0 1
3 Jorge Cantu, R (1, 5) OBP: 0.345, SLG: 0.492 (9, 3)	S SL 86 F SI 91 X SL 85 0-2 ② F9		B SL 87 F FS 83 S FS 83 D FS 84 S SL 85 2-3 ② K		C SL 86 D FS 83 B FS 84 B SI 92 B SL 86 4-1 BB 1-2 BB		D SL 84 F FF 97 D SL 84 S FF 97 F FF 97 X FF 98 2-2 3-H 2B		C SI 91 B SL 85 S SL 85 B SI 91 F SL 84 X FF 91 2-2 ③ F8	4	0	1	1	1	1	3
Mike Jacobs, L (1, 3) OBP: 0.285, SLG: 0.495 Kevin Gregg, R (9, 1)	B FS 82 S FS 83 B SI 92 C FS 83 X FS 83 2-2 ③ G5-3		S SI 93 F FS 84 F FF 92 S FS 83 0-3 ③ K		S FS 83 F FS 83 B SI 92 B SI 93 B FS 84 F FS 83 B SI 92 4-2 1-2 2-3 BB		F SI 97 B FS 84 X FF 95 1-1 ③ P6			3 0	0 0	0 0	0 0	1 0	1 0	3 0
6 Dan Uggla, R (1, 4) OBP: 0.358, SLG: 0.571		C SL 84 H SI 93 1-1 2B HBP		F SL 84 C SL 86 B FF 92 B FF 92 X SL 86 2-2 ① G4-3	B SL 87 C SL 86 F SI 92 S SL 86 1-3 ③ K			F SL 82 S SL 83 X SL 84 0-2 ① G1-3		3	1	0	0	0	1	3
Josh Willingham, R (1, 7) OBP: 0.371, SLG: 0.483		B SI 90 B SI 92 D SL 86 C FF 90 1 SAFE F SI 92 F SL 87 X SI 92 3-2 1-H 2B		B SI 91 B SL 85 B SL 92 C FF 92 B SI 94 4-1 12 CS BB		B FF 91 B FC 91 S SL 86 C SL 86 X SL 87 2-2 ① F8		F FF 94 B FS 84 X FF 95 1-1 ② F9		3	0	1	1	1	0	0
12 Cody Ross, R (1, 8) OBP: 0.308, SLG: 0.504 (7, 9) (9, 8)		B SI 92 X SI 92 1-0 ① G1-3		B SI 93 1 SAFE B SI 93 B FF 93 B FF 93 4-0 ② 1-2 BB		F SI 93 B SI 92 S SL 85 F SI 92 F FS 83 X FS 84 1-2 ② G5-3		C SI 96 F SL 83 S FS 84 0-3 ③ K		3	0	0	0	1	1	1
13 Paul Hoover, R (1, 2) OBP: 0.225, SLG: 0.231 27 Jeremy Hermida, L (9, PH) OBP: 0.327, SLG: 0.426 (9, 9)		D SL 84 S SL 86 F SI 92 F SL 87 S FF 92 1-3 ② K		C SI 92 S SL 87 S SL 86 0-3 ③ K		S SL 86 F SL 87 S FF 91 0-3 ③ K			B SI 91 C FF 92 S FF 92 F FF 91 B FF 92 B FF 90 F SI 92 F FF 92 X FF 92 3-2 HR	3 1	0 1	0 1	0 1	0 0	3 0	2 0
55 Josh Johnson, L (1, 1) OBP: 0.143, SLG: 0.143 Joe Nelson, R (6, 1) 4 Alfredo Amezaga, S (7, PH) OBP: 0.332, SLG: 0.385 (7, 8) (9, 5)		C FF 92 X SI 92 0-1 ③ G1-3		C SI 89 S SI 90 B SI 91 X FS 81 1-2 ① G4-3		B FF 98 B FF 96 C FF 96 B FF 97 C SI 97 F FF 98 C FF 97 3-3 ① K		L FF 92 X SL 84 0-1 ① L9	2 0 2	0 0 0	0 0 0	0 0 0	0 0 0	0 0 1	1 0 0
Inning Stats	R: 0 E: 0 K: 0 S: 12 H: 1 LOB: 1 BB: 0 P: 15	R: 1 E: 0 K: 1 S: 12 H: 1 LOB: 1 BB: 0 P: 18	R: 0 E: 0 K: 2 S: 13 H: 0 LOB: 1 BB: 1 P: 19	R: 0 E: 0 K: 1 S: 7 H: 0 LOB: 1 BB: 2 P: 17	R: 0 E: 0 K: 1 S: 13 H: 0 LOB: 3 BB: 3 P: 27	R: 0 E: 0 K: 1 S: 11 H: 0 LOB: 0 BB: 0 P: 14	R: 1 E: 0 K: 1 S: 16 H: 2 LOB: 1 BB: 0 P: 22	R: 0 E: 0 K: 1 S: 8 H: 0 LOB: 0 BB: 0 P: 9	R: 1 E: 0 K: 0 S: 18 H: 2 LOB: 1 BB: 0 P: 26	1B: 1 2B: 4 3B: 0 HR: 1	SF: 0 SAC: 0 DP: 0 HBP: 1	WP: 0 PB: 0 SB: 1 CS: 1	PA: 39				

PITCHER		IP	WLS	BF	H	R	ER	SO	BB	IBB	HBP	BLK	WP	HR	S	P	ERA	WHIP
46 Ryan Dempster, R ERA: 2.99	(1, 1)	6.0		26	2	1	1	6	6	0	1	0	0	0	68	110	1.50	1.333
29 Jeff Samardzija, R ERA: 4.5	(7, 1)	2.0	B	8	2	1	1	2	0	0	0	0	0	0	24	31	4.50	1.000
Bob Howry, R ERA: 5.22	(9, 1)	1.0	L	5	2	1	1	0	0	0	0	0	0	1	18	26	9.00	2.000

PITCHER	IP	WLS	BF	H	R	ER	SO	BB	IBB	HBP	BLK	WP	HR	S	P	ERA	WHIP

TOP	
AB	32
R	3
H	6
RBI	3
BB	6
SO	8
LOB	15

Florida Marlins @ Chicago Cubs

Wrigley Field, Chicago, IL

Fri Jul 25 2008, 1:20 PM CDT

Att. 41,570 - Partly Cloudy - 80 F

livebaseballscorecards.com

BOTTOM

Batter	1	2	3	4	5	6	7	8	9	AB	R	H	RBI	BB	SO	LOB
12 Alfonso Soriano, R (1, 7) OBP: 0.329, SLG: 0.538	C FF 93 F FF 93 S FF 93 0-3 ① K		B SL 86 F SI 92 X FF 93 1-1 ① P6		B SL 85 X SL 86 1-0 2 BB 25 1B 1B		B SL 83 S SL 84 F SL 86 X SL 88 1-2 ① G6-3	C CU 77 X CU 78 0-1 ③ P4		5	0	1	0	0	1	2
2 Ryan Theriot, R (1, 6) OBP: 0.398, SLG: 0.376	X FF 93 0-0 25 CS 1B		B FF 93 F SL 87 F SL 85 C FF 94 1-3 ② K		**B SL 87** **1 SAFE** 1 SAFE B SI 93 B FF 92 C FF 94 B FF 93 4-1 25 1B **1-2** BB		B SL 86 C FF 90 S SL 86 X FF 94 1-2 25 FC5-4 1B		C CU 85 X CU 84 0-1 ① G5-3	4	0	2	0	1	1	0
25 Derrek Lee, R (1, 3) OBP: 0.359, SLG: 0.490	S FF 94 B SL 88 B SI 94 F SI 94 S FF 95 2-3 ② ③ K **1-2**		F SL 87 B FF 94 B FF 94 X SL 86 2-1 ③ G4-3		B FF 94 C FF 94 F FF 94 X SI 92 1-2 ③ **1-2** **2-H** 1B		X SI 90 0-0 ② FC5-4 1 PB 16 BB **1-2f**		F FF 94 X FF 94 0-1 ② F9	5	0	1	0	0	1	2
16 Aramis Ramirez, R (1, 5) OBP: 0.366, SLG: 0.479		F FF 92 C FF 93 S FF 92 0-3 ① K		S SL 88 F SL 87 B FF 92 F FF 92 B SL 87 F CH 88 S FF 95 2-3 ① K		X FF 93 0-0 ① P4	1 SAFE B SL 84 D SL 85 B SL 84 C SL 83 B SL 84 4-1 1 PB **1-2** BB		B FF 95 C CU 85 F FF 95 B FF 94 X FF 95 2-2 ③ G5-3	4	0	0	0	1	2	0
1 Kosuke Fukudome, L (1, 9) OBP: 0.381, SLG: 0.401		F FF 94 F FF 93 B FF 93 S SL 88 1-3 ② K		C SL 87 X CH 88 0-1 ② F9		B SL 85 B CH 87 B FF 93 B FF 93 4-0 17 G1-3 18 BB BB	B CH 81 B CH 82 S FF 91 F FF 91 B FF 90 F CH 82 S FF 93 3-3 ③ K **1-2** **2-3**			3	0	0	0	1	2	2
18 Geovany Soto, R (1, 2) OBP: 0.353, SLG: 0.499		B SL 86 X FF 94 1-0 HR		C SL 88 B CH 88 B FF 94 S SL 87 B SL 86 S SL 87 3-3 ③ K		**C FF 94** 1 SAFE D SL 86 D SL 85 1 SAFE B FF 94 F FF 94 F FF 94 B SL 87 4-2 17 G1-3 **1-2** BB		B FF 91 C FF 90 B FF 92 X FF 92 2-1 ① F7		3	1	1	1	1	1	0
17 Mike Fontenot, L (1, 4) OBP: 0.368, SLG: 0.528 Ronny Cedeno, R (8, PH) OBP: 0.338, SLG: 0.371 (9, 4)	F SI 95 C FF 94 F SL 88 X FF 94 0-2 9 1B 1B				B CH 86 B CH 88 F SI 93 F FF 93 S SL 87 2-3 ① K	C CH 80 X CH 81 0-1 ② G1-3 **1-2** **2-3**		B FF 89 C CH 81 X FF 92 1-1 2B 1B		3 1	0 0	1 1	0 0	0 0	1 0	2 0
9 Reed Johnson, R (1, 8) OBP: 0.352, SLG: 0.421		B FF 94 B SI 93 B SL 88 C FF 94 F SL 88 X FF 94 3-2 **1-3** 1B			B SL 88 X FF 93 1-0 HR	B SI 82 B FF 91 B CH 81 C CH 81 D FF 92 4-1 BB		C CU 78 F CU 78 1 SAFE S FF 89 0-3 ② K		3	1	2	1	1	1	1
46 Ryan Dempster, R (1, 1) OBP: 0.186, SLG: 0.195 Daryle Ward, L (6, PH) OBP: 0.362, SLG: 0.441 29 Jeff Samardzija, R (7, 1) Jim Edmonds, L (8, PH) OBP: 0.333, SLG: 0.439 Jason Marquis, L (8, PR) OBP: 0.205, SLG: 0.216 Bob Howry, L (9, 1)		B SL 86 C FF 95 1 SAFE F FF 94 B FF 94 X SL 87 2-2 ③ G6-3			X FF 93 0-0 ② G1-4-3	C FF 91 B FF 91 F FF 90 F CH 81 F CH 81 F FF 91 S CH 80 1-3 ③ K		C CH 75 B CH 78 1 SAFE C CU 78 X CU 76 1-2 **1-3** 2B	2 1 0 1 0 0	0 0 0 0 0 0	0 0 0 1 0 0	0 0 0 0 0 0	0 1 0 0 0 0	0 3 0 0 0 0	2 3 0 0 0 0
Inning Stats	R: 0 E: 0 K: 2 S: 7 H: 1 LOB: 0 BB: 0 P: 9	R: 1 E: 0 K: 2 S: 17 H: 3 LOB: 2 BB: 0 P: 24	R: 0 E: 0 K: 1 S: 7 H: 0 LOB: 0 BB: 0 P: 11	R: 0 E: 0 K: 2 S: 10 H: 0 LOB: 0 BB: 0 P: 15	R: 1 E: 0 K: 1 S: 10 H: 3 LOB: 2 BB: 1 P: 19	R: 0 E: 0 K: 1 S: 14 H: 0 LOB: 3 BB: 3 P: 27	R: 0 E: 0 K: 1 S: 12 H: 1 LOB: 2 BB: 1 P: 21	R: 0 E: 0 K: 0 S: 12 H: 2 LOB: 2 BB: 0 P: 16	R: 0 E: 0 K: 0 S: 7 H: 0 LOB: 0 BB: 0 P: 9	1B: 7 2B: 1 3B: 0 HR: 2	SF: 0 SAC: 0 DP: 0 HBP: 0	WP: 0 PB: 1 SB: 0 CS: 1	PA: 40			

	AB	35
	R	2
	H	10
	RBI	2
	BB	5
	SO	11
	LOB	14

PITCHER		IP	WLS	BF	H	R	ER	SO	BB	IBB	HBP	BLK	WP	HR	S	P	ERA	WHIP
55 Josh Johnson, R ERA: 3.71	(1, 1)	5.1		24	7	2	2	8	3	0	0	0	0	2	55	90	3.38	1.875
Joe Nelson, R ERA: 1.35	(6, 1)	0.2		3	0	0	0	1	1	0	0	0	0	0	10	15	0.00	1.500
35 Doug Waechter, R ERA: 3.25	(7, 1)	0.2		4	1	0	0	0	1	0	0	0	0	0	8	14	0.00	3.000
37 Renyel Pinto, L ERA: 2.72	(7, 1)	0.2		3	1	0	0	1	0	0	0	0	0	0	8	14	0.00	1.500
Justin Miller, R ERA: 4.5	(8, 1)	0.2	W	3	1	0	0	1	0	0	0	0	0	0	8	9	0.00	1.500

PITCHER		IP	WLS	BF	H	R	ER	SO	BB	IBB	HBP	BLK	WP	HR	S	P	ERA	WHIP
Kevin Gregg, R ERA: 2.44	(9, 1)	1.0	S	3	0	0	0	0	0	0	0	0	0	0	7	9	0.00	0.000

Batter	1	2	3	4	5	6	7	8	9	10	11	12	AB	R	H	RBI	BB	SO	LOB
2 Hanley Ramirez, R (1, 6) OBP: 0.379, SLG: 0.540	B FF 91 B FF 92 B SL 85 B FF 92 4-0 BB		B SL 83 B FF 89 S SL 85 X FF 92 2-1 ② F9		B SL 84 B SL 85 B SL 86 B FF 93 4-0 27 HBP BB		C CU 72 F SL 85 F SI 89 D CU 74 B SL 86 X CU 72 2-2 ③ P3		S SL 84 B FF 95 F SL 82 B FF 94 X SL 84 2-2 ③ F9			F FF 93 B SI 93 C FF 94 B FF 94 B SL 84 S SL 83 3-3 ② K	4	0	0	0	2	1	3
27 Jeremy Hermida, L (1, 9) OBP: 0.332, SLG: 0.448	1 SAFE C FF 90 F FF 90 1 SAFE B FF 93 S SL 84 1-3 ① K		X FF 89 0-0 HR		H SL 82 1-0 1-2 HBP			C CU 71 S SL 86 B CU 72 F CU 73 F FF 89 F SL 86 F CU 73 X SL 85 1-2 HR		F FF 94 S FF 95 F FF 96 S SL 82 0-3 ① K		B CH 88 C SI 93 X FF 92 1-1 3 2B	5	3	3	2	0	2	1
3 Jorge Cantu, R (1, 5) OBP: 0.342, SLG: 0.490 (8, 3)	C SL 84 1 SAFE B FF 93 F FF 92 S CH 86 1-3 ② K		B FF 92 B SL 83 F FF 92 S SL 84 F CH 85 B FF 94 S SL 86 3-3 ③ K		B SL 84 C FF 92 S FF 93 X SL 86 1-2 ③ L5			C SL 85 B CU 73 B FF 88 F SL 87 C CU 73 2-3 ① K		F FF 95 B FF 95 S SL 83 B SL 81 X SL 81 2-2 ② F8		C SL 80 S SL 80 D SL 80 D SL 79 X SL 81 2-2 2-H 2B	6	0	1	1	0	3	3
Mike Jacobs, L (1, 3) OBP: 0.282, SLG: 0.490 12 Cody Ross, R (8, PH) OBP: 0.308, SLG: 0.502 (8, 8)	C FF 90 1 SAFE B SL 85 F SL 85 S FF 94 1-3 ③ K	C SL 82 B FF 91 S FF 91 S FF 94 1-3 ① K				S SL 86 B CU 72 B FF 89 X FF 88 2-1 ① F9		B CU 73 S SL 85 C CU 73 S FF 88 1-3 ② K		B FF 95 B SL 82 X SL 81 2-0 1B		B FF 93 F SL 82 C FF 92 S FF 94 1-3 ③ K	3 3	0 0	0 1	0 0	0 0	2 2	1 1
6 Dan Uggla, R (1, 4) OBP: 0.356, SLG: 0.568		B FF 91 S SL 87 C SL 85 S FF 94 1-3 ① K		B FF 92 X FF 91 1-0 2B		C FF 88 F FF 88 B CU 72 S SL 87 2-1 ② F9		C CU 73 S SL 85 B FF 89 B CU 74 T SL 85 2-2 ③ K		B SL 82 B FF 94 1 SAFE B SL 82 C FF 92 1 SAFE S SL 82 X SL 80 3-2 ③ F7			5	0	1	0	0	2	1
Josh Willingham, R (1, 7) OBP: 0.371, SLG: 0.478		F FF 92 F FF 93 B FF 95 B SL 88 B B FF 96 4-2 21 G4-3 BB		B SL 84 C SL 84 S SL 84 F FF 94 S SL 85 2-3 ② K		C FF 89 C CU 73 S SL 87 1-3 ③ K			B SL 83 C FF 89 F SL 86 F FF 92 B FF 90 B FF 92 X FF 91 3-2 21 SH1-4 1B			C SL 81 F FF 93 F FF 93 S SL 80 0-3 ① K		4	0	1	0	1	3	1
21 John Baker, L (1, 2) OBP: 0.267, SLG: 0.342	C FF 91 X SL 84 0-1 ② G4-3 1-2		X SL 85 0-0 ③ G3				B SL 84 S SL 86 B FF 88 F SL 85 S SL 83 2-3 ① K		1 SAFE B SL 87 X FF 89 1-0 ① SH1-4 1-2		C FF 93 B CH 88 X SI 93 1-1 ② F7		4	0	0	0	0	1	2
4 Alfredo Amezaga, S (1, 8) OBP: 0.324, SLG: 0.375 (8, 5)		S CH 85 F FF 93 B FF 94 B SL 86 F SL 85 F FF 94 S SL 87 2-3 ③ K			C FF 89 F FF 91 B SL 85 F SL 86 B FF 94 F SL 85 S FF 95 2-3 ① K		B FF 88 F SL 86 X SL 86 1-1 ② F7		B FF 94 C SL 81 F SL 83 B FF 96 F SL 84 C FF 94 2-3 ② K		B FF 93 X FA 90 1-0 ③ G1-3		5	0	0	0	0	3	2
41 Chris Volstad, R (1, 1) 16 Wes Helms, R (7, PH) 22 Matt Lindstrom, R (7, 1) 35 Doug Waechter, R (8, 1) Luis Gonzalez, L (8, PH) 37 Renyel Pinto, L (8, 1) Justin Miller, R (10, 1) 11 Robert Andino, R (12, PH) Kevin Gregg, R (12, 1)			C FF 88 B FF 90 F FF 90 X FF 92 1-2 ① F8		B FF 94 B FF 94 C FF 93 F FF 92 F FF 94 F FF 94 S SL 86 2-3 ② K		X SL 85 0-0 E5		B SL 83 B FF 95 B SL 82 C FF 94 S FF 96 B FF 95 4-2 BB			X FF 91 0-0 ① 1B	2 1 0 0 0 0 0 1 0	0 0 0 0 0 0 0 0 0	0 0 0 0 0 0 0 1 0	0 0 0 1 0 0 0 0 0	0 0 0 0 0 0 0 0 0	1 0 0 0 0 0 0 0 0	0 0 0 0 0 0 0 0 0
Inning Stats	R: 0 E: 0 K: 3 S: 9 H: 0 LOB: 1 BB: 1 P: 16	R: 0 E: 0 K: 2 S: 12 H: 0 LOB: 1 BB: 1 P: 19	R: 1 E: 0 K: 1 S: 10 H: 1 LOB: 0 BB: 0 P: 16	R: 0 E: 0 K: 2 S: 9 H: 1 LOB: 1 BB: 0 P: 13	R: 0 E: 0 K: 2 S: 13 H: 0 LOB: 2 BB: 1 P: 23	R: 0 E: 0 K: 1 S: 7 H: 0 LOB: 0 BB: 0 P: 12	R: 0 E: 1 K: 1 S: 10 H: 0 LOB: 1 BB: 0 P: 15	R: 1 E: 0 K: 3 S: 16 H: 1 LOB: 0 BB: 0 P: 22	R: 0 E: 0 K: 1 S: 14 H: 1 LOB: 2 BB: 1 P: 26	R: 0 E: 0 K: 1 S: 11 H: 1 LOB: 1 BB: 0 P: 18	R: 0 E: 0 K: 1 S: 7 H: 0 LOB: 0 BB: 0 P: 9	R: 1 E: 0 K: 2 S: 12 H: 3 LOB: 1 BB: 0 P: 19	1B: 3 2B: 3 3B: 0 HR: 2	SF: 0 SAC: 1 DP: 0 HBP: 1	WP: 0 PB: 0 SB: 0 CS: 0	PA: 49

PITCHER		IP	WLS	BF	H	R	ER	SO	BB	IBB	HBP	BLK	WP	HR	S	P	ERA	WHIP
40 Rich Harden, R ERA: 2.1	(1, 1)	5.0		21	2	1	1	10	3	0	1	0	0	1	53	87	1.80	1.000
45 Sean Marshall, L ERA: 4.22	(6, 1)	3.0	B	11	1	1	1	5	0	0	0	0	0	1	33	49	3.00	0.333
48 Neal Cotts, L ERA: 2.45	(9, 1)	0.1		2	1	0	0	0	0	0	0	0	0	0	5	9	0.00	3.000
49 Carlos Marmol, R ERA: 3.3	(9, 1)	1.2		7	1	0	0	2	1	0	0	0	0	0	20	35	0.00	1.200
57 Chad Gaudin, R ERA: 3.41	(11, 1)	2.0	L	8	3	1	1	3	0	0	0	0	0	0	19	28	4.50	1.500

PITCHER		IP	WLS	BF	H	R	ER	SO	BB	IBB	HBP	BLK	WP	HR	S	P	ERA	WHIP

TOP

Florida Marlins @ Chicago Cubs

Wrigley Field, Chicago, IL

Sat Jul 26 2008, 12:05 PM CDT

Att. 41,471 - Sunny - 78 F

livebaseballscorecards.com

AB	43
R	3
H	8
RBI	3
BB	4
SO	20
LOB	15

Batter	1	2	3	4	5	6	7	8	9	10	11	12	AB	R	H	RBI	BB	SO	LOB
12 Alfonso Soriano, R (1, 7) OBP: 0.323, SLG: 0.526	B SI 90 C CU 78 B SI 92 F FF 90 B CU 81 S FF 91 3-3 **K** ①	C CU 81 F SI 92 B FF 92 X CU 81 1-2 **G6-3** ③		1 SAFE 1 SAFE C CU 79 F FF 91 B FF 90 1 SAFE S CU 80 1-3 **K** ③			F SI 97 F SI 98 B FF 97 X SL 83 1-2 **G6-4-3** ②③ **1-2f**			S CU 80 X CU 81 0-1 **P4** ②			5	0	0	0	0	2	5
2 Ryan Theriot, R (1, 6) OBP: 0.394, SLG: 0.371	B SI 92 X SI 91 1-0 **G5-3** ②		C SI 90 X CU 79 0-1 **G5-3** ①		B CU 77 X SI 89 1-0 **G5-3** ①			C SL 84 C FF 91 X SL 86 0-2 **G3** ①		S CU 80 D CU 80 X CU 79 1-1 **F9** ③			5	0	0	0	0	0	1
25 Derrek Lee, R (1, 3) OBP: 0.358, SLG: 0.489	B FF 92 X SI 91 1-0 16 1B **2B**		B FF 91 X FF 90 1-0 **F9** ②		B FF 89 C FF 90 C FF 90 B FF 91 S CU 81 2-3 **K** ②			B SL 86 S FF 92 B FF 93 X SL 84 2-1 **G6-3** ②			C CU 80 X CU 80 0-1 **G3-1** ①		5	1	1	0	0	1	0
16 Aramis Ramirez, R (1, 5) OBP: 0.366, SLG: 0.486	B FF 92 C CU 82 X SI 92 1-1 **2-H** **1B**		C CU 79 B FF 90 C CU 80 X SI 92 1-2 **HR**		C FF 89 B FF 89 B FF 90 B FF 90 C FF 90 X CU 80 3-2 **F8** ③			C SL 85 B FF 94 B FF 92 X SL 84 2-1 **P5** ③			B CU 81 X CU 79 1-0 **G6-3** ②		5	1	2	2	0	0	0
17 Mike Fontenot, L (1, 4) OBP: 0.373, SLG: 0.528 9 Reed Johnson, R (9, PH) OBP: 0.349, SLG: 0.417 (10, 8)	B CH 84 D SI 92 S CH 85 X CH 85 2-1 **G3** ③		B CU 79 B CH 84 B SI 91 C FF 89 B SI 91 4-1 **BB**			B CU 78 B SI 88 C SI 90 X CH 82 2-1 18 G5-4-3 **1B**			C FF 91 F FF 91 B FF 93 F CH 83 B CH 81 S FF 92 2-3 **K** ①			C CU 78 B CU 82 F CU 79 B CU 80 X CU 79 2-2 **G6-3** ③		2 2	0 0	1 0	0 0	1 0	0 1	1 0
Mark DeRosa, R (1, 9) OBP: 0.370, SLG: 0.435 (10, 4)		X FF 91 0-0 **G5-3** ① B SI 91 1 SAFE X SI 90 1-0 **G5-3** ③				1 SAFE F FF 88 C CU 78 B SI 90 F SI 91 B SI 91 F SI 88 1 SAFE S CU 80 2-3 **K** ①			B FF 92 C CH 80 B FF 93 B FF 92 C CH 82 X FF 94 3-2 **G6-3** ②			B FF 93 X FF 94 1-0 **G1-3** ①	5	0	0	0	0	1	2
18 Geovany Soto, R (1, 2) OBP: 0.351, SLG: 0.497	B FF 90 B CU 80 C FF 91 F CU 81 F CU 81 F FF 92 B CU 80 F FF 92 X CU 82 3-2 40 PB **2B**			F FF 89 B SI 89 X SI 90 1-1 **P2** ①		B CU 77 X FF 89 1-0 **G5-4-3** ②③ **1-2f**			B FF 92 C FF 92 F FF 91 F FF 94 B CH 81 S CH 82 2-3 **K** ③			B FF 95 F FF 96 B FF 96 X FF 95 2-1 **G6-3** ②	5	0	1	0	0	1	1
1 Kosuke Fukudome, L (1, 8) OBP: 0.384, SLG: 0.402 (10, 9)	D CU 80 B SI 92 C CH 84 X CH 85 2-1 40 PB **1B**			C SI 90 C CU 77 B CU 78 B FF 90 F SI 91 B CH 84 B CU 79 4-2 **BB**			F FF 97 C FF 99 S FF 95 0-3 **K** ①		B FF 92 X FF 92 1-0 SH1-3 **1B**			B CU 86 S FF 96 C FF 96 F FF 96 B FF 96 B FF 96 F FF 95 S FF 97 3-3 **K** ③	4	0	2	0	1	2	0
40 Rich Harden, L (1, 1) OBP: 0.100, SLG: 0.100 45 Sean Marshall, L (6, 1) OBP: 0.500, SLG: 0.500 48 Neal Cotts, L (9, 1) 49 Carlos Marmol, R (9, 1) Henry Blanco, R (10, PH) OBP: 0.338, SLG: 0.388 57 Chad Gaudin, R (11, 1)	L FF 90 B FF 88 T B FF 90 S SI 91 2-3 **K** ② **1-2** **2-3**			B SI 89 1 SAFE L FF 89 L FF 90 T SI 91 1-2 **K** ②			F FF 98 F FF 98 B FF 98 B SL 83 X FF 98 2-2 12 G6-4-3 **1B**		1 SAFE B CH 80 C FF 88 X FF 90 1-1 **SH1-3** ① **1-2**			2 1 0 0 0 0 0	0 0 0 0 0 0 0	0 1 0 0 0 0 0	0 0 0 0 0 0 0	0 0 0 0 0 0 0	2 0 0 0 0 0 0	3 0 0 0 0 0 0
Inning Stats	R: 1 E: 0 K: 1 S: 9 H: 2 LOB: 1 BB: 0 P: 17	R: 0 E: 0 K: 1 S: 15 H: 2 LOB: 2 BB: 0 P: 23	R: 1 E: 0 K: 0 S: 8 H: 1 LOB: 1 BB: 1 P: 15	R: 0 E: 0 K: 2 S: 11 H: 0 LOB: 1 BB: 1 P: 18	R: 0 E: 0 K: 1 S: 7 H: 0 LOB: 0 BB: 0 P: 13	R: 0 E: 0 K: 1 S: 8 H: 1 LOB: 0 BB: 0 P: 13	R: 0 E: 0 K: 1 S: 9 H: 1 LOB: 0 BB: 0 P: 12	R: 0 E: 0 K: 0 S: 7 H: 0 LOB: 0 BB: 0 P: 11	R: 0 E: 0 K: 2 S: 11 H: 0 LOB: 0 BB: 0 P: 18	R: 0 E: 0 K: 0 S: 7 H: 1 LOB: 1 BB: 0 P: 10	R: 0 E: 0 K: 0 S: 6 H: 0 LOB: 0 BB: 0 P: 9	R: 0 E: 0 K: 1 S: 8 H: 0 LOB: 0 BB: 0 P: 14	1B: 5 2B: 2 3B: 0 HR: 1	SF: 0 SAC: 1 DP: 2 HBP: 0	WP: 0 PB: 1 SB: 0 CS: 0	PA: 44		

PITCHER		IP	WLS	BF	H	R	ER	SO	BB	IBB	HBP	BLK	WP	HR	S	P	ERA	WHIP
41 Chris Volstad, R ERA: 2.38	(1, 1)	6.0		25	6	2	2	6	2	0	0	0	0	1	58	99	3.00	1.333
22 Matt Lindstrom, R ERA: 3.78	(7, 1)	1.0		3	1	0	0	1	0	0	0	0	0	0	9	12	0.00	1.000
35 Doug Waechter, R ERA: 3.19	(8, 1)	1.0		3	0	0	0	0	0	0	0	0	0	0	7	11	0.00	0.000
37 Renyel Pinto, L ERA: 2.65	(9, 1)	1.1		5	1	0	0	2	0	0	0	0	0	0	14	23	0.00	0.750
Justin Miller, R ERA: 4.32	(10, 1)	1.2	W	5	0	0	0	0	0	0	0	0	0	0	10	14	0.00	0.000

PITCHER		IP	WLS	BF	H	R	ER	SO	BB	IBB	HBP	BLK	WP	HR	S	P	ERA	WHIP
Kevin Gregg, R ERA: 2.39	(12, 1)	1.0	S	3	0	0	0	1	0	0	0	0	0	0	8	14	0.00	0.000

Florida Marlins @ Chicago Cubs

Wrigley Field, Chicago, IL

Sat Jul 26 2008, 12:05 PM CDT

Att. 41,471 - Sunny - 78 F

BOTTOM

livebaseballscorecards.com

AB	41
R	2
H	8
RBI	2
BB	2
SO	10
LOB	13

Florida Marlins @ Chicago Cubs

Wrigley Field, Chicago, IL

Sun Jul 27 2008, 1:20 PM CDT

Att. 41,017 - Partly Cloudy - 82 F

livebaseballscorecards.com

Batter	1	2	3	4	5	6	7	8	9	AB	R	H	RBI	BB	SO	LOB
2 Hanley Ramirez, R (1, 6) OBP: 0.381, SLG: 0.540	C SI 91 B SI 91 B SI 91 S SI 88 B SI 92 B SI 89 4-2 27 CS BB	C SL 87 X SI 90 0-1 1-2 1B		B SI 89 X SI 91 1-0 ① G4-3		S SI 90 X SI 89 0-1 27 FC6-4 1B			C FF 92 F FF 95 B FF 94 S FS 86 1-3 ① K	4	0	2	0	1	1	0
27 Jeremy Hermida, L (1, 9) OBP: 0.328, SLG: 0.441	C SI 91 B SI 91 B SI 92 F SL 88 S SI 87 2-3 ①② K 1-2	B CH 82 F SI 90 D CH 86 F SI 91 X CH 86 2-2 ③ G3		C SL 77 S CH 82 B CH 85 F CH 85 C SI 90 1-3 ② K		1 SAFE B SI 87 B SL 76 C SI 89 X SI 90 2-1 ① FC6-4 3 G5-4-3 1-2f			B SL 83 C SI 94 F SI 94 S FS 85 1-3 ② K	5	0	0	0	0	3	4
3 Jorge Cantu, R (1, 5) OBP: 0.341, SLG: 0.487	X SI 89 0-0 ③ G5-3		B SI 89 B SI 90 F SI 91 X SI 88 2-1 ① P4	C SI 92 X SI 90 0-1 1B		C SI 90 B SI 92 B SI 92 X SI 91 2-1 ②③ G5-4-3 1-2f			F SI 94 B SL 83 X FF 95 1-1 ③ L8	5	0	1	0	0	0	1
Josh Willingham, R (1, 7) OBP: 0.369, SLG: 0.470		B SI 90 F SI 91 C SI 90 B SI 89 B SL 87 B SI 90 4-2 6 HBP HR BB	B SI 91 X SI 91 1-0 ② F9	B SI 92 1 SAFE B SI 90 X SI 91 2-0 ③ P6			C FF 90 B SL 81 C FF 90 B CH 88 T FF 93 2-2 ① K			3	1	0	0	1	1	1
6 Dan Uggla, R (1, 4) OBP: 0.360, SLG: 0.578		F SI 91 H 1-1 1-2 HR HBP	X SI 88 0-0 HR 1B		B SI 91 F SI 88 B SI 92 X SI 92 2-1 HR		C SL 84 B SL 79 S FF 92 B FF 93 X SL 82 2-2 ② P6			3	3	2	1	0	0	0
Mike Jacobs, L (1, 3) OBP: 0.288, SLG: 0.513		B SI 90 B SI 90 C SI 91 B SL 87 F SI 90 F SI 89 X SI 91 3-2 1-H 2-H HR	X SL 87 0-0 1-H HR		B SL 76 X SL 77 1-0 1B		S CH 87 B CH 89 B FF 93 B FF 92 C SL 81 F SL 82 S CH 89 3-3 ③ K			4	2	3	5	0	1	0
12 Cody Ross, R (1, 8) OBP: 0.307, SLG: 0.496		B SI 92 F SL 88 F SI 89 X SI 91 1-2 ① F8	B SI 90 B SL 88 S SI 91 B SI 89 B SI 91 4-1 21 1B BB		C SL 85 F SI 88 B SI 90 X CH 86 1-2 ① F8			C FF 95 C SL 83 B FF 95 B FS 86 B FF 95 C FF 96 3-3 ① K		3	0	0	0	1	1	1
21 John Baker, L (1, 2) OBP: 0.265, SLG: 0.333		F SI 90 F SL 87 S SI 86 0-3 K 2 1B	C SI 89 F SL 83 B CH 84 X SI 89 1-2 1-3 1B		B SI 90 X SI 90 1-0 ② F8			C FF 96 X SI 95 0-1 ② F7		4	0	1	0	0	1	1
56 Rick Van Den Hurk, R (1, 1) Mark Hendrickson, L (4, 1) OBP: 0.286, SLG: 0.382 Joe Nelson, R (7, 1) Luis Gonzalez, L (8, PH) OBP: 0.338, SLG: 0.405 22 Matt Lindstrom, R (8, 1)		B SI 90 L SI 89 C SI 90 M SL 85 1-3 ② K	S SI 87 S SL 86 S SL 87 0-3 ③ K		C SI 89 C SL 81 F CH 84 S CH 84 0-3 ③ K			C FF 95 B FF 96 C FF 96 B FS 86 B FF 95 X FF 95 3-2 ③ G3-1		2 1 0 1 0	0 0 0 0 0	0 0 0 0 0	0 0 0 0 0	2 1 0 0 0	3 1 0 0 0	

TOP

AB	35
R	6
H	9
RBI	6
BB	3
SO	11
LOB	12

Inning Stats	1	2	3	4	5	6	7	8	9
	R: 0 E: 0 K: 1 S: 6 H: 0 LOB: 0 BB: 1 P: 12	R: 3 E: 0 K: 2 S: 21 H: 2 LOB: 2 BB: 1 P: 33	R: 2 E: 0 K: 1 S: 12 H: 3 LOB: 2 BB: 1 P: 20	R: 0 E: 0 K: 1 S: 8 H: 1 LOB: 1 BB: 0 P: 12	R: 1 E: 0 K: 1 S: 11 H: 2 LOB: 1 BB: 0 P: 16	R: 0 E: 0 K: 0 S: 6 H: 1 LOB: 0 BB: 0 P: 10	R: 0 E: 0 K: 2 S: 10 H: 0 LOB: 0 BB: 0 P: 17	R: 0 E: 0 K: 1 S: 8 H: 0 LOB: 0 BB: 0 P: 14	R: 0 E: 0 K: 2 S: 8 H: 0 LOB: 0 BB: 0 P: 11

| | | |

Batter	1	2	3	4	5	6	7	8	9	AB	R	H	RBI	BB	SO	LOB
12 Alfonso Soriano, R (1, 7) OBP: 0.328, SLG: 0.540	F FF 93 X FF 93 0-1 25 F9 2 SH1-3 1B		C FF 93 X SL 85 0-1 2 2B 25 G6-3 1B	C FF 92 X FF 93 0-1 1-H 2-H HR		B FF 88 B FF 88 S FF 88 X FF 89 2-1 ① P4	F CH 78 B FF 90 S CH 79 B FF 90 X CH 79 2-2 FC5 2 WP			5	2	3	3	0	0	2
2 Ryan Theriot, R (1, 6) OBP: 0.392, SLG: 0.372	X FF 92 0-0 ① SH1-3 1-2		B SL 84 C SL 83 B FF 94 F SL 83 D CU 72 F FF 94 X FF 94 3-2 16 2B 1-3 2B	B SL 82 B FF 91 B FF 91 C FF 91 F FF 90 C SL 81 3-3 ② K		C FF 89 B FF 88 1 SAFE B FF 90 F FF 88 X CU 75 2-2 ②③ G4-6-3 1-2f	D FF 89 F FF 89 S CH 79 B CH 79 F FF 89 B FF 89 C CH 79 3-3 ③ K 1-2 2-3			4	1	1	0	0	2	3
25 Derrek Lee, R (1, 3) OBP: 0.358, SLG: 0.495	F FF 94 X FF 94 0-1 ② F9 2-3		B FF 94 B FF 93 X FF 94 2-0 ① G6-3 3-H	X FF 93 0-0 16 HBP 1B			C FF 90 B FF 90 B FF 89 X FF 90 2-1 HR	S FF 99 B FF 99 S FF 99 F FF 99 C FF 100 1-3 ① K		5	1	2	2	0	1	2
16 Aramis Ramirez, R (1, 5) OBP: 0.371, SLG: 0.490	B FF 95 B FF 94 B FF 94 C FF 95 B SL 84 4-1 BB		X FF 92 0-0 2-H 2B	D SL 82 B SL 84 B SL 81 C SL 81 H 4-1 1-2 HBP			B CU 74 X FF 89 1-0 FC1-6 1B	B FF 100 X SL 82 1-0 ② F9		3	0	2	1	1	0	0
Jim Edmonds, L (1, 8) OBP: 0.327, SLG: 0.430	S FF 93 S FF 94 S FF 94 0-3 ③ K		B FF 93 B FF 92 B FF 92 C FF 92 F FF 92 F FF 93 F FF 94 S FF 94 3-3 ② K	F FF 90 C FF 91 X FF 91 0-2 ③ F7			1 SAFE X FF 88 0-0 ① FC1-6 WP BB 17 2B 1-2f	C FF 99 X FF 99 0-1 ③ G3		5	1	0	0	0	2	6
Mark DeRosa, R (1, 4) OBP: 0.369, SLG: 0.432		C FF 92 B SL 82 X FF 92 1-1 ① G6-3	C SL 84 X SL 83 0-1 ③ P3		B FF 90 S FF 89 B CH 82 X FC 87 2-1 ① G4-3		B FF 89 B FF 89 B FF 89 1 SAFE B FF 89 4-0 17 2B WP 1-2 BB			3	1	0	0	1	0	1
1 Kosuke Fukudome, L (1, 9) OBP: 0.382, SLG: 0.401		B CU 70 C FF 93 F FF 94 B FF 94 X FF 94 2-2 1B		C FF 92 C CU 71 C FF 95 0-3 ① K	F FF 89 C FF 91 B FF 92 B FF 90 F FF 90 F CU 74 F FF 90 B FF 89 X FF 90 3-2 ② G4-3		X FF 89 0-0 ② F3			4	0	1	0	0	1	2
Henry Blanco, R (1, 2) OBP: 0.338, SLG: 0.386 Daryle Ward, L (7, PH) OBP: 0.371, SLG: 0.441 18 Geovany Soto, R (8, 2) OBP: 0.351, SLG: 0.497		C FF 92 B SL 83 F FF 93 S SL 86 1-3 ② K		B SL 82 S SL 83 B FF 94 B SL 82 C FF 93 X FF 95 3-2 BB 12 HR 1B	B FF 90 F FF 91 F FC 88 B FF 90 B FF 91 X FF 90 3-2 ③ G4-3		B FF 89 B CH 80 4-0 17 2B 1-2 2-3 IBB			3 0 0	1 1 0	1 0 0	0 0 0	0 1 0	1 0 0	1 0 0
Jason Marquis, L (1, 1) OBP: 0.220, SLG: 0.211 Ronny Cedeno, R (6, PH) OBP: 0.342, SLG: 0.376 57 Chad Gaudin, R (7, 1) 17 Mike Fontenot, L (7, PH) OBP: 0.376, SLG: 0.537 29 Jeff Samardzija, R (8, 1)		B FF 93 B FF 94 B FF 93 C FF 95 S FF 95 F FF 95 T FF 95 3-2 ③ K		B FF 90 C FF 91 F FF 91 B FF 94 F FF 92 F SL 83 B FF 94 B FF 91 4-2 12 HR 1-2 BB		X FF 89 0-0 2 G4-6-3 1B	B FF 90 X FF 89 1-0 2 WP 1-H 2-H 3-H 2B			1 1 0 1 0	1 0 0 0 0	0 1 0 3 0	1 0 0 0 0	1 0 0 0 0	1 0 0 0 0	1 0 0 0 0
Inning Stats	R: 0 H: 1 E: 0 LOB: 2 K: 1 BB: 1 S: 9 P: 13	R: 0 H: 1 E: 0 LOB: 1 K: 2 BB: 0 S: 12 P: 19	R: 2 H: 3 E: 0 LOB: 1 K: 1 BB: 0 S: 15 P: 23	R: 3 H: 3 E: 0 LOB: 2 K: 2 BB: 1 S: 20 P: 34	R: 0 H: 0 E: 0 LOB: 0 K: 0 BB: 0 S: 11 P: 19	R: 0 H: 1 E: 0 LOB: 0 K: 0 BB: 0 S: 6 P: 10	R: 4 H: 3 E: 0 LOB: 2 K: 1 BB: 2 S: 13 P: 30	R: 0 H: 0 E: 0 LOB: 0 K: 1 BB: 0 S: 7 P: 9		1B: 7 SF: 0 2B: 3 SAC: 1 3B: 0 DP: 1 HR: 2 HBP: 1					WP: 2 PA: 41 PB: 0 SB: 0 CS: 0	

PITCHER		IP	WLS	BF	H	R	ER	SO	BB	IBB	HBP	BLK	WP	HR	S	P	ERA	WHIP
56 Rick Van Den Hurk, R ERA: 7.71	(1, 1)	3.2		22	8	5	5	6	2	0	1	0	0	1	53	86	12.27	2.727
Mark Hendrickson, L ERA: 6.09	(4, 1)	3.0	L	12	3	3	3	0	1	0	0	0	0	1	25	44	9.00	1.333
Joe Nelson, R ERA: 1.67	(7, 1)	0.1		4	1	1	1	1	0	1	0	0	2	0	8	18	27.00	3.000
22 Matt Lindstrom, R ERA: 3.67	(8, 1)	1.0		3	0	0	0	1	0	0	0	0	0	0	7	9	0.00	0.000

PITCHER	IP	WLS	BF	H	R	ER	SO	BB	IBB	HBP	BLK	WP	HR	S	P	ERA	WHIP

BOTTOM

Florida Marlins @ Chicago Cubs

Wrigley Field, Chicago, IL

Sun Jul 27 2008, 1:20 PM CDT

Att. 41,017 - Partly Cloudy - 82 F

livebaseballscorecards.com

AB	35
R	9
H	12
RBI	9
BB	4
SO	8
LOB	18

Batter	1	2	3	4	5	6	7	8	9	AB	R	H	RBI	BB	SO	LOB
12 Alfonso Soriano, R (1, 7) OBP: 0.333, SLG: 0.556	B SI 94 X CH 87 1-0 25 S 25 1B 2B		C FF 93 X FF 95 0-1 HR		B SL 82 C SL 81 B FF 95 F FF 94 B SL 80 X SL 81 3-2 ② G1-6-3		B CH 86 B FF 94 F CH 86 F CH 87 B FF 95 F CH 87 F CH 85 S FF 96 3-3 ① K 1-2 2-3		S SI 94 B CU 86 S SI 94 B SI 94 B CH 88 B SI 94 4-2 17 BB 25 2B BB	4	3	2	1	1	1	2
9 Reed Johnson, R (1, 8) OBP: 0.348, SLG: 0.412 17 Mike Fontenot, L (9, PH) OBP: 0.380, SLG: 0.537 (9, 4)	F FF 94 X FF 94 0-1 ① P3		C FF 94 X CH 88 0-1 ① P6		S CH 86 T FF 95 B SL 81 B CH 87 B CH 86 X FF 94 3-2 ③ L5		B FF 94 B FF 94 C SL 81 T FF 95 D SL 81 B FF 95 4-2 25 FC6-4 BB		C SI 91 1 SAFE B SI 94 C CU 78 B CH 85 D CU 80 B CH 86 4-2 25 2B 1-2 1B BB	3 0	0 1	0 0	0 0	1 1	0 0	1 0
25 Derrek Lee, R (1, 3) OBP: 0.361, SLG: 0.499	F FF 94 B FF 93 C SL 79 B FF 94 X SL 80 2-2 18 1B 2-H 1B		X FF 94 0-0 ② G6-3			C FF 95 X SI 94 0-1 18 BB 1B 1B	B CH 86 C FF 95 T FF 96 B SL 82 B FF 97 X FF 96 3-2 ② FC6-4 1-2f 2-H 3-H		C SI 93 D SI 92 F CU 86 F SI 94 F CH 87 X SI 94 1-2 1B 1-3 2-H 2B	5	0	3	3	0	0	1
16 Aramis Ramirez, R (1, 5) OBP: 0.369, SLG: 0.485	B FF 94 B FF 94 S CH 86 X FF 93 2-1 ② F7		B FF 95 C FF 95 B SL 82 S CH 87 B SL 81 F SL 81 X FF 95 3-2 ③ F8			S CH 85 B FF 93 X SI 94 1-1 ① P3	C CH 80 B FF 91 B FF 91 S FF 90 X FF 91 2-2 ③ F7		I IN 65 I IN 71 I IN 69 I IN 83 4-0 1B IBB	4	0	0	0	1	0	3
18 Geovany Soto, R (1, 2) OBP: 0.352, SLG: 0.494	X FF 94 0-0 1-2 1B			B FF 94 S CH 87 B SL 80 S CH 87 F FF 95 C SL 80 2-3 ① K		1 SAFE B CH 86 B CH 87 B FF 94 C SI 94 B CH 85 4-1 1B 1-2 BB		B FF 92 X FF 93 1-0 ① L7	C SI 92 B SI 93 S SI 93 F SI 93 S CU 84 1-3 ② K	4	0	1	0	1	2	3
Mark DeRosa, R (1, 9) OBP: 0.372, SLG: 0.432 (7, 4) (9, 9)	B SL 81 B CH 86 S CH 86 F FF 94 D SL 81 X CH 86 3-2 ③ G6-3			F FF 94 C SL 80 F FF 95 B SL 79 B SL 80 X SL 81 2-2 ② G5-3		F FF 94 F FF 94 B FF 94 X SL 79 1-2 ② 1-2 2-H 1B		F FF 93 B CH 85 B FF 93 B FF 93 B FF 94 4-1 BB	C CU 80 X SI 92 0-1 1-2 2-3 3-H 1B	4	0	2	1	1	0	2
2 Ryan Theriot, R (1, 6) OBP: 0.390, SLG: 0.370		B FF 93 F FF 93 B CH 86 F CH 86 B FF 94 X FF 93 3-2 ① G1-3		B CH 87 X CH 87 1-0 1B		X FF 94 0-0 ③ G3-1		B FF 93 C FF 93 X CH 85 1-1 ② F9	B CU 81 C CU 82 X CU 84 1-1 ③ G1-3	5	0	1	0	0	0	6
Ronny Cedeno, R (1, 4) OBP: 0.342, SLG: 0.375 Bob Howry, L (7, 1) Daryle Ward, L (8, PH) OBP: 0.366, SLG: 0.433 57 Chad Gaudin, R (8, 1) 49 Carlos Marmol, R (9, 1)		F FF 93 F FF 94 X SL 80 0-2 ② G4-3		B FF 94 C FF 94 1 SAFE F CH 86 B FF 93 X SL 80 2-2 ③ G5-3			C FF 94 B CH 86 B FF 94 F FF 94 X FF 94 2-2 12 S 1 1B 25 FC6-4 1B	B FF 93 B FF 93 B FF 94 C FF 94 X FF 94 3-1 ③ P6		3 0 0 1 0 0	1 0 0 0 0 0	1 0 0 0 0 0	0 0 0 0 0 0	0 0 0 0 0 0	1 0 1 0 0 0
30 Ted Lilly, L (1, 1) OBP: 0.214, SLG: 0.220 1 Kosuke Fukudome, L (7, PH) OBP: 0.383, SLG: 0.401 (7, 9) (9, 8)		S FF 92 C FF 94 F SL 80 F FF 94 F SL 80 C SL 82 0-3 ③ K			X FF 93 0-0 ① F7		S SL 81 D SL 81 B SL 81 F FF 93 X SL 80 2-2 12 S 25 E 1-2 1B		B SI 92 F SI 92 C SI 93 B CH 86 B SI 94 F SI 94 S SI 93 3-3 ① K	2 2	0 1	0 1	0 0	0 1	1 0	0 0
Inning Stats	R: 1 E: 0 K: 0 S: 12 H: 3 LOB: 2 BB: 0 P: 20	R: 0 E: 0 K: 1 S: 12 H: 0 LOB: 0 BB: 0 P: 15	R: 1 E: 0 K: 0 S: 9 H: 1 LOB: 0 BB: 0 P: 12	R: 0 E: 0 K: 1 S: 12 H: 1 LOB: 1 BB: 0 P: 19	R: 0 E: 0 K: 0 S: 7 H: 0 LOB: 0 BB: 0 P: 13	R: 0 E: 0 K: 0 S: 9 H: 2 LOB: 2 BB: 1 P: 15	R: 2 E: 1 K: 1 S: 19 H: 2 LOB: 1 BB: 1 P: 35	R: 0 E: 0 K: 0 S: 6 H: 0 LOB: 1 BB: 1 P: 15	R: 2 E: 0 K: 2 S: 21 H: 2 LOB: 3 BB: 3 P: 39	1B: 8 2B: 2 3B: 0 HR: 1	SF: 0 SAC: 0 DP: 0 HBP: 0			WP: 0 PB: 0 SB: 3 CS: 0	PA: 43	

PITCHER		IP	WLS	BF	H	R	ER	SO	BB	IBB	HBP	BLK	WP	HR	S	P	ERA	WHIP
CC Sabathia, L ERA: 3.33	(1, 1)	6.2		30	9	4	3	3	2	0	0	0	0	1	77	124	4.05	1.650
54 David Riske, R ERA: 4.13	(7, 1)	0.1		1	0	0	0	0	0	0	0	0	0	0	3	5	0.00	0.000
Eric Gagne, R ERA: 6.26	(8, 1)	1.0		4	0	0	0	0	1	0	0	0	0	0	6	15	0.00	1.000
Salomon Torres, R ERA: 2.86	(9, 1)	1.0	L	8	2	2	2	2	2	1	0	0	0	0	21	39	18.00	4.000

PITCHER	IP	WLS	BF	H	R	ER	SO	BB	IBB	HBP	BLK	WP	HR	S	P	ERA	WHIP

TOP

Chicago Cubs @ Milwaukee Brewers

Miller Park, Milwaukee, WI

Mon Jul 28 2008, 7:05 PM CDT

Att. 45,311 - Clear - 70 F

livebaseballscorecards.com

AB	37
R	6
H	11
RBI	5
BB	6
SO	5
LOB	20

BOTTOM

Batter	1	2	3	4	5	6	7	8	9	AB	R	H	RBI	BB	SO	LOB
23 Rickie Weeks Jr., R (1, 4) OBP: 0.330, SLG: 0.382	C CH 79 S CH 79 B CH 78 B CH 78 C SL 85 2-3 ① K		S CH 78 F CH 79 D CH 80 X CU 71 1-2 FC5-4 7 S 1-2f ①			B SL 83 C SL 84 X CU 67 1-1 ① G6-3	B SI 92 S SI 91 F SL 84 S SI 91 1-3 ③ K			4	0	0	0	0	2	1
7 J.J. Hardy, R (1, 6) OBP: 0.360, SLG: 0.493	B FF 87 F FF 88 X FF 88 1-1 ② F9		B SL 84 1 SAFE 1 SAFE B FF 88 X SL 83 2-0 ② P6 1-2			C FF 87 B CH 79 X FF 89 1-1 HR		B SL 82 C FF 92 S SL 79 S SL 81 1-3 ① K		4	1	1	1	0	1	1
8 Ryan Braun, R (1, 7) OBP: 0.342, SLG: 0.600	B FF 91 B FF 89 B FF 88 B FF 88 4-0 28 1B BB		C CU 70 X CH 80 0-1 ③ L3			S FF 89 X CU 71 0-1 HR		C FF 92 C FF 92 B FF 92 C FF 94 1-3 ② K		3	1	1	1	1	1	1
28 Prince Fielder, L (1, 3) OBP: 0.369, SLG: 0.490	B SL 85 F SL 84 F FF 90 1 SAFE F CU 70 F CU 72 F FF 91 B SL 85 X CU 72 2-2 1-3 1B			B FF 86 C FF 87 S CH 78 S CH 78 1-3 ① K		C FF 90 B CH 80 X CH 80 1-1 1 2B 1B		B SI 92 B FF 92 I IN 77 I IN 81 4-0 IBB		3	1	2	0	1	1	0
1 Corey Hart, R (1, 9) OBP: 0.327, SLG: 0.501 Salomon Torres, R (9, 1)	B FF 90 C CU 72 B FF 91 B CU 71 F FF 91 S CH 81 3-3 ③ K			X SL 84 0-0 ② G5-3		1 SAFE C CU 69 B CU 69 B CH 79 F SL 84 F SL 85 X CU 71 2-2 ② 1-H 2B		M SL 83 B SL 80 F FF 92 C FF 93 1-3 ③ K		4 0	0 0	1 0	1 0	0 0	2 0	3 0
2 Bill Hall, R (1, 5) OBP: 0.294, SLG: 0.424		X SL 84 0-0 ① P3		C FF 87 B FF 89 F FF 87 F FF 89 F CH 79 B FF 90 F FF 90 X SL 84 2-2 ③ F8		C SL 84 B SL 86 B CU 70 X SL 85 2-1 25 CS 1B			B FF 96 C FF 94 B FF 96 S FF 95 B FF 95 F FF 95 S SL 80 3-3 ① K	4	0	1	0	0	1	0
25 Mike Cameron, R (1, 8) OBP: 0.314, SLG: 0.465		B CU 66 X SL 83 1-0 ② P6			X CH 79 0-0 ① G6-3	C FF 90 1 SAFE C CH 80 F FF 90 B FF 91 B SL 83 1 SAFE 1 SAFE 2-2 ③ CS 1-2	C SI 92 C SI 92 B SI 92 B SL 85 F SI 92 B SL 85 S FF 93 3-3 ① K		C SL 82 S FF 95 C SL 82 0-3 ② K	4	0	0	0	0	2	0
18 Jason Kendall, R (1, 2) OBP: 0.336, SLG: 0.330		C FF 86 F CU 68 B CH 80 F SL 84 X FF 87 1-2 ③ F7			C FF 86 B CH 78 B CH 77 C FF 85 X SL 84 2-2 ② G5-3		B SI 92 F SI 92 X SI 92 1-1 ② F8		C FF 95 B SL 82 B FF 94 B FF 94 B FF 94 4-1 BB	3	0	0	0	1	0	0
CC Sabathia, L (1, 1) OBP: 0.222, SLG: 0.611 54 David Riske, R (7, 1) 14 Russell Branyan, L (7, PH) OBP: 0.336, SLG: 0.620 Eric Gagne, R (8, 1) 33 Gabe Kapler, R (9, 9) OBP: 0.327, SLG: 0.478			C FF 88 X SL 84 0-1 23 FC5-4 1B		S FF 88 F CU 70 T FF 90 0-2 ③ K		B SI 92 C FF 93 S FF 93 B SI 92 X SI 93 2-2 HR		C SL 82 C SL 83 B SL 83 F FF 95 F SL 82 X SL 83 1-2 ③ F7	2 0 1 0 1	0 0 1 0 0	1 0 1 0 0	0 0 1 0 0	0 0 0 0 0	1 0 0 0 0	0 0 0 0 1
Inning Stats	R: 0 H: 1 E: 0 LOB: 2 K: 2 BB: 1 S: 14 P: 26	R: 0 H: 0 E: 0 LOB: 0 K: 0 BB: 0 S: 6 P: 8	R: 0 H: 1 E: 0 LOB: 1 K: 0 BB: 0 S: 8 P: 11	R: 0 H: 0 E: 0 LOB: 0 K: 1 BB: 0 S: 10 P: 13	R: 0 H: 0 E: 0 LOB: 0 K: 1 BB: 0 S: 7 P: 9	R: 3 H: 5 E: 0 LOB: 0 K: 0 BB: 0 S: 17 P: 26	R: 1 H: 1 E: 0 LOB: 0 K: 2 BB: 0 S: 12 P: 19	R: 0 H: 0 E: 0 LOB: 1 K: 3 BB: 1 S: 9 P: 16	R: 0 H: 0 E: 0 LOB: 1 K: 2 BB: 1 S: 13 P: 21	1B: 4 2B: 1 3B: 0 HR: 3	SF: 0 SAC: 0 DP: 0 HBP: 0			WP: 0 PB: 0 SB: 1 CS: 1	PA: 37		

PITCHER	IP	WLS	BF	H	R	ER	SO	BB	IBB	HBP	BLK	WP	HR	S	P	ERA	WHIP
30 Ted Lilly, L (1, 1) ERA: 4.49	6.0		24	7	3	3	4	1	0	0	0	0	2	62	93	4.50	1.333
Bob Howry, R (7, 1) ERA: 5.29	1.0	B	4	1	1	1	2	0	0	0	0	0	1	12	19	9.00	1.000
57 Chad Gaudin, R (8, 1) ERA: 3.31	1.0	W	4	0	0	0	3	0	1	0	0	0	0	9	16	0.00	0.000
49 Carlos Marmol, R (9, 1) ERA: 3.24	1.0	S	4	0	0	0	2	1	0	0	0	0	0	13	21	0.00	1.000

PITCHER	IP	WLS	BF	H	R	ER	SO	BB	IBB	HBP	BLK	WP	HR	S	P	ERA	WHIP

Chicago Cubs @ Milwaukee Brewers

Miller Park, Milwaukee, WI

Mon Jul 28 2008, 7:05 PM CDT

Att. 45,311 - Clear - 70 F

livebaseballscorecards.com

AB	33
R	4
H	8
RBI	4
BB	3
SO	11
LOB	7

Batter	1	2	3	4	5	6	7	8	9	AB	R	H	RBI	BB	SO	LOB
12 Alfonso Soriano, R (1, 7) OBP: 0.331, SLG: 0.551	C CU 80 F FF 93 S CU 80 0-3 ① K		B FF 96 S CU 82 X CU 82 1-1 G6-3 2 2 S 1B		S CU 83 S CH 86 D CU 80 D CU 81 F CU 82 F CH 86 F FF 93 S CU 83 2-3 ② K	B CU 83 S FF 94 F CU 79 X FF 92 1-2 ① SF8 2-3 3-H		B FF 96 X CH 89 1-0 ③ G6-3		4	0	1	1	0	2	1
2 Ryan Theriot, R (1, 6) OBP: 0.390, SLG: 0.375	C FF 95 B FF 96 B CU 80 B FF 95 S FF 94 X FF 94 3-2 16 E 16 S 1B		C FF 95 X CU 84 0-1 ② G6-3 1-3		B FF 94 X FF 93 1-0 ③ G5-3	B FF 88 B CH 83 F FF 88 F CH 83 S SL 84 2-3 ② K			B SI 96 C SI 95 X SL 88 1-1 16 1B 3B	5	1	2	0	0	1	4
25 Derrek Lee, R (1, 3) OBP: 0.359, SLG: 0.495	S FF 95 B FF 95 B FF 96 X CU 82 2-1 ② F9		C FF 96 S FF 94 B FF 96 D CU 83 S FF 96 2-3 ③ K			C CU 84 2-2 16 2B 1 3B 1B C FF 96 1-1 ③ F8			B SI 96 B SL 89 F CH 88 F SL 88 X SI 97 2-2 ① G6-3	5	1	1	0	0	1	5
16 Aramis Ramirez, R (1, 5) OBP: 0.374, SLG: 0.497	1 SAFE F FF 96 C CU 82 B FF 96 X CU 84 1-2 ③ P2 1-3			C FF 94 X FF 95 0-1 1 WP SF8 2B		B FF 93 F FF 93 F FF 93 1 SAFE X FF 95 1-2 1 3B 2B X SL 83 0-0 1 G4-3 2B			B SI 96 D CH 89 F SI 96 X CH 88 2-1 1 2B 1B 3-H	5	2	4	1	0	0	1
1 Kosuke Fukudome, L (1, 8) OBP: 0.383, SLG: 0.409		B FF 92 F FF 93 C CU 81 X FF 94 1-2 ① F7		B FF 94 C CU 82 B CU 82 F FF 94 B FF 94 F SI 94 F CU 82 X CU 83 3-2 ① F7 2-3		X FF 93 0-0 ① 1B 3B 2-H 3-H X SL 82 0-0 ① G4-3 2-3			B SL 75 C SI 81 B SI 82 B SL 76 X SI 82 3-1 2B 1-3	5	1	2	2	0	0	2
Mark DeRosa, R (1, 9) OBP: 0.369, SLG: 0.430		B FF 95 B CU 82 X FF 94 2-0 ② L6		X FF 96 0-0 ② SF8 3-H		B FF 95 B SI 93 B FF 90 X FF 93 3-0 18 1B 17 1B 38 1B 1B 3-H B FF 90 X SL 85 1-0 ② G6-3			C SI 83 F SI 82 F SI 82 F SL 77 T SI 82 0-2 ② K	4	1	1	2	0	1	3
17 Mike Fontenot, L (1, 4) OBP: 0.380, SLG: 0.530		B FF 94 B FF 90 B FF 93 B FF 93 4-0 BB		C FF 95 B FF 95 F SI 89 X CU 82 1-2 ③ F8		X FF 94 0-0 38 1B 18 1B 12 SF8 1-2 B CU 75 X CH 85 1-0 ③ G3-1			C SI 82 B CU 76 C SI 83 B SL 75 B SI 82 F SI 81 T SI 81 3-2 ③ K	4	1	1	0	1	1	3
18 Geovany Soto, R (1, 2) OBP: 0.353, SLG: 0.494		B CU 82 C FF 93 C CU 81 B FF 96 B CU 82 F CU 84 S FF 95 3-3 ③ K		C FF 94 X CU 83 0-1 1B		B CU 82 F FF 94 B FF 93 X FF 94 2-1 12 SF8 38 1B 1-2 2-3 1B			C SI 96 B SI 96 B SL 88 F SI 96 F CH 88 F SI 96 S SL 87 2-3 ① K	4	0	2	0	0	2	1
38 Carlos Zambrano, S (1, 1) OBP: 0.349, SLG: 0.524 29 Jeff Samardzija, R (9, 1)			X CU 82 0-0 ① G3-1		L FF 92 X FF 93 0-1 ① B5	F FF 93 X FF 94 0-1 1-2 2-3 3-H 1B			B SI 96 F SI 96 F CH 88 S SL 89 1-3 ② K	4 0	0 0	1 0	1 0	0 0	1 0	1 0
Inning Stats	R: 0 E: 0 K: 1 S: 11 H: 1 LOB: 1 BB: 0 P: 17	R: 0 E: 0 K: 1 S: 8 H: 0 LOB: 1 BB: 1 P: 18	R: 0 E: 0 K: 1 S: 8 H: 1 LOB: 1 BB: 0 P: 11	R: 1 E: 0 K: 0 S: 11 H: 1 LOB: 0 BB: 0 P: 15	R: 0 E: 0 K: 1 S: 11 H: 1 LOB: 1 BB: 0 P: 14	R: 5 E: 0 K: 1 S: 21 H: 7 LOB: 2 BB: 0 P: 33	R: 0 E: 0 K: 0 S: 4 H: 1 LOB: 1 BB: 0 P: 6	R: 0 E: 0 K: 2 S: 9 H: 0 LOB: 0 BB: 0 P: 13	R: 1 E: 0 K: 2 S: 18 H: 3 LOB: 2 BB: 0 P: 29	1B: 9 2B: 4 3B: 2 HR: 0 SF: 2 SAC: 0 DP: 0 HBP: 0						

TOP

Chicago Cubs @ Milwaukee Brewers

Miller Park, Milwaukee, WI

Tue Jul 29 2008, 7:05 PM CDT

Att. 45,069 - Cloudy - 83 F

livebaseballscorecards.com

AB	40
R	7
H	15
RBI	7
BB	1
SO	9
LOB	21

PITCHER		IP	WLS	BF	H	R	ER	SO	BB	IBB	HBP	BLK	WP	HR	S	P	ERA	WHIP
15 Ben Sheets, R ERA: 3.14	(1, 1)	5.1	L	28	11	6	6	4	1	0	0	0	1	0	65	100	10.12	2.250
12 Carlos Villanueva, R ERA: 4.65	(6, 1)	1.2		6	1	0	0	1	0	0	0	0	0	0	9	14	0.00	0.600
Guillermo Mota, R ERA: 5.4	(8, 1)	1.1		6	2	1	1	2	0	0	0	0	0	0	16	25	6.75	1.500
Brian Shouse, L ERA: 2.23	(9, 1)	0.2		3	1	0	0	2	0	0	0	0	0	0	11	17	0.00	1.500

PITCHER	IP	WLS	BF	H	R	ER	SO	BB	IBB	HBP	BLK	WP	HR	S	P	ERA	WHIP

Chicago Cubs @ Milwaukee Brewers

Miller Park, Milwaukee, WI

Tue Jul 29 2008, 7:05 PM CDT

Att. 45,069 - Cloudy - 83 F

livebaseballscorecards.com

BOTTOM

Batter	1	2	3	4	5	6	7	8	9	AB	R	H	RBI	BB	SO	LOB
Ray Durham, S (1, 4) OBP: 0.381, SLG: 0.413	F SI 90 X FC 88 0-1 7 G5-4-3 1B		B SI 93 B FF 93 B SI 96 C SI 93 F FF 92 F SI 95 S SL 85 3-3 ② K		B FC 90 1 SAFE B FC 92 1 SAFE C SI 93 B FS 85 F FF 91 X SL 84 3-2 ③ P6			C FF 89 F FF 90 B FC 92 X FS 85 1-2 ① L6		3	0	1	0	0	1	1
Craig Counsell, L (7, 4) OBP: 0.340, SLG: 0.324										1	0	0	0	0	0	0
7 J.J. Hardy, R (1, 6) OBP: 0.356, SLG: 0.487	C SI 90 X SI 89 0-1 ①② G5-4-3 1-2f		B SL 83 C SI 93 B SL 85 T FC 93 S FC 86 2-3 ③ K			C SI 90 X FF 87 0-1 ① F8		C SI 92 B FC 92 B FC 93 C SL 85 F FC 94 F SL 86 B SI 92 C SI 95 3-3 ② K		4	0	0	0	0	2	1
8 Ryan Braun, R (1, 7) OBP: 0.341, SLG: 0.596	F SI 93 B FF 93 F SI 94 S SI 94 1-3 ③ K			B SL 83 X SI 92 1-0 1B		B SI 93 C SI 95 C FC 88 B FF 94 C SL 85 2-3 ② K		B FC 92 S SL 84 F SI 93 X FF 95 1-2 ③ F9		4	0	1	0	0	2	0
28 Prince Fielder, L (1, 3) OBP: 0.371, SLG: 0.488		B SI 90 B FF 91 F FF 91 B SL 84 B FF 92 4-1 1 1B BB		D SI 90 S FF 92 B FF 92 X FF 92 2-1 ① P5		C SI 95 B FS 86 B FF 93 X SI 95 2-1 1 FC6-4 1B			C FF 96 C FS 85 B FF 96 S FS 85 1-3 ① K	3	0	1	0	1	1	1
1 Corey Hart, R (1, 9) OBP: 0.326, SLG: 0.499		X SI 92 0-0 18 FC6-4 1-2 1B		B SI 91 F SI 92 B SL 84 C SI 93 C SI 94 2-3 ② K		B SI 93 X SI 94 1-0 ③ FC6-4 1-2f			B FF 96 B SI 96 X FF 94 2-0 ② L5	4	0	1	0	0	1	2
14 Russell Branyan, L (1, 5) OBP: 0.333, SLG: 0.605		B FF 92 S FF 92 S FF 93 S SI 88 1-3 ① K		F FF 93 S FS 85 B FF 92 X FS 86 1-2 ③ G4-3			C FF 93 X FF 92 0-1 ① P2		F SI 96 B SI 96 B FS 86 B SI 95 B FF 95 4-1 25 2B BB	3	1	0	0	1	1	3
25 Mike Cameron, R (1, 8) OBP: 0.320, SLG: 0.471		C SI 94 F SL 84 C FC 92 0-3 ② K			F SI 92 B SL 85 B FF 92 F SI 91 F SL 84 F SI 94 B SL 85 B SI 93 4-2 BB		B SI 91 F SI 92 S FC 92 F FF 94 B SI 94 B FF 89 X SI 94 3-2 18 G4-3 1B		B SI 94 F SI 93 X FF 94 1-1 1-H 2B	3	0	2	1	1	1	2
18 Jason Kendall, R (1, 2) OBP: 0.332, SLG: 0.326	S SI 94 B SI 92 B SL 84 X SI 94 2-1 ③ FC6-4 1-2f				C SI 91 1 SAFE X SI 91 0-1 ① F9		C SI 92 X SI 92 0-1 ② G4-3 1-2		C FF 94 X FS 83 0-1 ③ G5-3	4	0	0	0	0	0	5
15 Ben Sheets, R (1, 1) OBP: 0.125, SLG: 0.130			C SI 90 B SI 90 F SI 90 B SI 93 X SI 92 2-2 ① G6-3		X FS 82 0-0 ② P6		C SI 93 B SL 84 S SL 83 S CU 64 1-3 ③ K			2	0	0	0	0	0	1
12 Carlos Villanueva, R (6, 1) OBP: 0.176, SLG: 0.125										0	0	0	0	0	0	0
23 Rickie Weeks Jr., R (7, PH) OBP: 0.329, SLG: 0.381										1	0	0	0	0	1	1
Guillermo Mota, R (8, 1)										0	0	0	0	0	0	0
Brian Shouse, L (9, 1)										0	0	0	0	0	0	0

Inning Stats	1	2	3	4	5	6	7	8	9
	R: 0 E: 0 K: 1 S: 7	H: 1 LOB: 0 BB: 0 P: 8	R: 0 E: 0 K: 2 S: 10	H: 1 LOB: 2 BB: 1 P: 17	R: 0 E: 0 K: 2 S: 10	H: 0 LOB: 0 BB: 0 P: 17	R: 0 E: 0 K: 1 S: 9	H: 1 LOB: 1 BB: 0 P: 15	R: 0 E: 0 K: 0 S: 10	H: 0 LOB: 1 BB: 1 P: 17	R: 0 E: 0 K: 1 S: 8	H: 1 LOB: 1 BB: 0 P: 13	R: 0 E: 0 K: 1 S: 11	H: 1 LOB: 1 BB: 0 P: 15	R: 0 E: 0 K: 1 S: 11	H: 0 LOB: 0 BB: 0 P: 16	R: 1 E: 0 K: 1 S: 9	H: 1 LOB: 1 BB: 1 P: 17

AB	32
R	1
H	6
RBI	1
BB	3
SO	10
LOB	17

1B: 5	SF: 0	WP: 0	PA: 35
2B: 1	SAC: 0	PB: 0	
3B: 0	DP: 1	SB: 0	
HR: 0	HBP: 0	CS: 0	

PITCHER	IP	WLS	BF	H	R	ER	SO	BB	IBB	HBP	BLK	WP	HR	S	P	ERA	WHIP
38 Carlos Zambrano, R (1, 1) ERA: 2.8	8.0	W	30	5	0	0	9	2	0	0	0	0	0	76	118	0.00	0.875
29 Jeff Samardzija, R (9, 1) ERA: 3.6	1.0		5	1	1	1	1	1	0	0	0	0	0	9	17	9.00	2.000

PITCHER	IP	WLS	BF	H	R	ER	SO	BB	IBB	HBP	BLK	WP	HR	S	P	ERA	WHIP

Chicago Cubs @ Milwaukee Brewers

Miller Park, Milwaukee, WI

Wed Jul 30 2008, 7:05 PM CDT

Att. 44,871 - Partly Cloudy - 83 F

TOP

livebaseballscorecards.com

Batter	1	2	3	4	5	6	7	8	9	AB	R	H	RBI	BB	SO	LOB
12 Alfonso Soriano, R (1, 7) OBP: 0.342, SLG: 0.555	S FF 94 S FS 86 X FS 86 0-2 25 S 2 SH1-3 9 WP 1B	B CU 78 X FS 85 1-0 2 1B 1B		B FF 93 B FS 88 B FF 94 C FF 95 B FF 95 4-1 2 BB BB		B CU 79 X FF 94 1-0 2 3B 1-2 1B	C FF 91 D SL 84 F CH 84 X SL 85 1-2 ③ F9		B SI 81 F SI 81 C SI 82 B SL 76 B SI 83 F SI 82 B SI 82 4-2 25 FC5 2 BB 1-2 BB	4	2	3	0	2	0	1
2 Ryan Theriot, R (1, 6) OBP: 0.397, SLG: 0.385	X FF 92 0-0 ① SH1-3 1-2	1 SAFE X FF 92 0-0 1-2 1B		1 SAFE B FF 94 B FF 90 B FF 92 B FF 92 4-0 25 FC6-4 1-2 BB		D CU 78 S FS 85 B FS 85 C FF 94 F FS 84 X FS 85 2-2 9 1B 1-H 2-H 3B		X FF 88 0-0 25 CS 1B	B SI 82 B SI 81 B SI 81 B SI 80 4-0 25 FC5 1-2 2-3 3-H BB	3	1	3	3	2	0	0
25 Derrek Lee, R (1, 3) OBP: 0.357, SLG: 0.490	B CU 78 B FS 85 B FF 94 B FF 95 4-0 9 WP 1B 2-3 BB	X CU 77 0-0 ③ G6-3		C FF 93 B FS 83 B CU 77 X FS 84 2-1 ③ FC6-4 1-2f		F SL 83 B FF 89 D SL 82 B SL 83 F CH 84 F SL 84 T SL 83 3-2 ② K		F FF 89 P PO 82 B FF 89 X CH 81 2-1 ① ② G5-3 1-2	C SL 85 S FF 95 F SI 95 B SI 95 F SI 95 F SI 94 B SI 95 B SL 86 X CH 84 3-2 ② FC5 1-2 2-3f 3-H	5	1	0	1	1	1	8
16 Aramis Ramirez, R (1, 5) OBP: 0.374, SLG: 0.492	C FF 95 D FF 94 S FS 86 S FS 83 1-3 ② K	B FF 92 X FF 94 1-0 ① L9	F FF 92 X FS 83 0-1 ① G1-5-3	B FF 90 D CH 84 B CU 75 B CH 84 4-0 WP 9 1B BB				C FF 90 F FF 90 B FF 92 F CH 81 B CH 83 B FF 90 F FF 89 F CH 78 B CH 78 4-2 9 1B BB	C SL 88 S SI 95 B SI 96 F SI 96 T SI 95 1-2 ③ K	4	0	0	0	2	2	4
9 Reed Johnson, R (1, 8) OBP: 0.352, SLG: 0.416	D CU 78 B FS 86 C FF 94 B CU 76 C FF 94 S FS 85 3-3 K 1B 1-3 3-H	C FF 93 B FS 88 B FS 87 X FF 93 2-1 ② G4-3	C CU 77 X FF 94 0-1 1B	B CU 75 F CH 83 X SL 84 1-1 WP 1-2 3-H 1B				X FF 89 0-0 1-2 1B		5	0	3	1	0	1	1
Mark DeRosa, R (1, 4) OBP: 0.370, SLG: 0.428	S FS 85 F FF 94 D FS 85 B FS 85 F FF 94 D FS 84 X FF 94 3-2 1 FC6-4 1-3 3-H 1B	B FF 94 C CU 78 B FS 95 B FS 86 B FF 94 4-1 1 FC6-4 BB	B FF 90 F FS 83 1 SAFE C CU 76 C FS 83 1-3 ② K	B SL 83 F CH 83 B SL 83 C SL 84 F SL 83 X CU 76 2-2 ③ F8 1-2 2-3				B FF 90 F FF 89 B FF 90 X FF 88 2-1 ③ F8		4	0	1	1	1	1	5
1 Kosuke Fukudome, L (1, 9) OBP: 0.381, SLG: 0.407	C CU 78 B CU 76 F FF 94 X FS 85 1-2 ③ FC6-4 1-2f	B CU 78 X FF 94 1-0 ③ FC6-4 1-2f	1 SAFE B CU 76 C CU 76 C CU 75 X FS 88 1-2 ③ L6				C CU 72 B FF 88 C FF 89 F SL 84 F FF 90 B CH 84 X CH 84 2-2 S 1B		C SI 81 B SL 75 B SI 81 C SI 81 X SL 75 2-2 ① G4-3	5	0	1	0	0	0	4
Henry Blanco, R (1, 2) OBP: 0.329, SLG: 0.387		F FF 92 B CU 77 X FF 92 1-1 ① F9	F FF 90 X FF 90 0-1 ① G6-3			B FF 90 C FF 91 B CU 77 F FF 93 S FS 86 2-3 ① K	C FF 89 1 SAFE S SL 84 X SL 85 0-2 ① F9 1-2		X SI 82 0-0 1B 2 BB 2B	5	1	1	0	0	1	1
46 Ryan Dempster, R (1, 1) OBP: 0.191, SLG: 0.200 57 Chad Gaudin, R (8, 1) Ronny Cedeno, R (9, PH) OBP: 0.346, SLG: 0.379 48 Neal Cotts, L (9, 1)		C FF 92 B FF 91 F FF 92 S CU 78 1-3 ② K	C FF 92 X FF 92 0-1 ② G4-3			X FF 92 0-0 12 1B 2 3B 1B	B SI 89 B SL 83 B FF 88 C SI 88 C FF 89 F FF 90 S SL 84 3-3 ② K		B SI 81 C SI 81 X SI 77 1-1 2 BB 12 BB 25 FC5 2-3 1B	4 0 1 0	1 0 1 0	1 0 1 0	0 0 0 0	2 0 0 0	1 0 0 0	4 0 0 0

	AB	R	H	RBI	BB	SO	LOB
	40	7	14	6	8	8	25

Inning Stats	1	2	3	4	5	6	7	8	9	1B: 12	SF: 0	WP: 2	PA: 49
	R: 2 E: 0 K: 2 S: 17 H: 2 LOB: 2 BB: 1 P: 29	R: 0 E: 0 K: 1 S: 8 H: 2 LOB: 2 BB: 0 P: 11	R: 0 E: 0 K: 0 S: 5 H: 0 LOB: 1 BB: 1 P: 13	R: 0 E: 0 K: 0 S: 7 H: 0 LOB: 2 BB: 2 P: 17	R: 0 E: 0 K: 1 S: 10 H: 1 LOB: 1 BB: 0 P: 12	R: 3 E: 0 K: 2 S: 19 H: 4 LOB: 2 BB: 1 P: 34	R: 0 E: 0 K: 1 S: 15 H: 1 LOB: 1 BB: 0 P: 21	R: 0 E: 0 K: 0 S: 12 H: 2 LOB: 2 BB: 1 P: 19	R: 2 E: 0 K: 1 S: 19 H: 2 LOB: 2 BB: 2 P: 34	2B: 1 3B: 1 HR: 0	SAC: 1 DP: 0 HBP: 0	PB: 0 SB: 2 CS: 1	

PITCHER		IP	WLS	BF	H	R	ER	SO	BB	IBB	HBP	BLK	WP	HR	S	P	ERA	WHIP
26 Manny Parra, L ERA: 3.93	(1, 1)	5.1	L	29	8	5	5	5	4	0	0	0	1	0	56	96	8.44	2.250
12 Carlos Villanueva, R ERA: 4.55	(6, 1)	1.2		8	2	0	0	2	1	0	0	0	1	0	25	41	0.00	1.800
54 David Riske, R ERA: 4.01	(8, 1)	1.0		5	2	0	0	0	1	0	0	0	0	0	12	19	0.00	3.000
Brian Shouse, L ERA: 2.7	(9, 1)	0.1		5	2	2	2	0	2	0	0	0	0	0	9	20	54.00	12.000
Guillermo Mota, R ERA: 5.31	(9, 1)	0.2		2	0	0	0	1	0	0	0	0	0	0	10	14	0.00	0.000

PITCHER	IP	WLS	BF	H	R	ER	SO	BB	IBB	HBP	BLK	WP	HR	S	P	ERA	WHIP

Batter	1	2	3	4	5	6	7	8	9	AB	R	H	RBI	BB	SO	LOB
Ray Durham, S (1, 4) OBP: 0.379, SLG: 0.414	C SI 87 C FF 92 B FS 84 X FS 83 1-2 7 F9 1 WP 2B		F SI 92 B SI 92 C SL 86 F SL 86 X SI 92 1-2 ① F8		C FF 92 B FS 83 X FS 83 1-1 ③ G5-3			B FF 91 C FF 91 B CH 87 X SI 90 2-1 ② F8		4	1	1	0	0	0	2
7 J.J. Hardy, R (1, 6) OBP: 0.353, SLG: 0.482	B SI 92 B FF 92 S SI 92 X SI 93 2-1 ① F9 2-3		B SI 92 X SL 86 1-0 ② G5-3 2-3			B SI 90 C SL 84 S SL 85 B FF 92 B SL 86 X SL 86 3-2 ① G5-3		B FF 92 B FF 92 B SL 81 C FF 92 S FF 92 C SI 92 3-3 ③ K		4	0	0	0	0	1	2
8 Ryan Braun, R (1, 7) OBP: 0.338, SLG: 0.591	B FF 93 B SI 93 S FS 83 F FF 93 T SI 93 2-2 ② K		C SI 93 B SI 92 F SI 92 X SL 86 1-2 ③ G6-3			S SL 86 F FC 84 B FS 84 T SI 93 1-2 ② K			F FF 92 C FF 92 S FF 94 0-3 ① K	4	0	0	0	0	3	2
28 Prince Fielder, L (1, 3) OBP: 0.374, SLG: 0.497	B FS 84 S FS 84 B SI 92 B FF 93 B FS 84 4-1 1 WP BB			C SI 93 X SI 92 0-1 ① F8		B SL 76 S FS 82 S FS 83 B FF 93 F SI 93 F SL 86 X SI 92 2-2 1B			B FF 92 B SL 86 B FF 93 C FF 92 X FF 91 3-1 HR	3	1	2	1	1	0	0
1 Corey Hart, R (1, 9) OBP: 0.323, SLG: 0.494	S SL 87 F SI 93 B FS 84 S SI 93 1-3 ③ K 1-2 3-H			S SL 84 S SL 85 B SL 85 S SL 85 1-3 ② K		B SI 90 S SL 85 F SL 85 B SL 86 B SI 93 F SL 86 S SL 87 3-3 ③ K			B FF 93 B FF 91 S FF 91 X FF 92 2-1 ② L8	4	0	0	0	0	3	2
2 Bill Hall, R (1, 5) OBP: 0.291, SLG: 0.419		B SL 85 C SI 92 B SI 92 B SL 86 C SI 93 F SI 94 S SL 87 3-3 ① K		B SI 91 C SL 86 C SL 86 C FF 93 1-3 ③ K			B SL 85 B SI 90 C SI 91 B FF 92 X SI 93 3-1 ① G6-3		C FF 92 B SL 86 F FF 92 B FF 93 B FF 93 F FF 91 X FF 91 3-2 ③ L7	4	0	0	0	0	2	0
25 Mike Cameron, R (1, 8) OBP: 0.316, SLG: 0.465		X FF 93 0-0 ② B1			B SI 91 B SI 91 C SL 84 C FF 90 S SL 85 2-3 ① K		S SL 86 B SL 86 C SI 93 B SI 93 S SL 86 2-3 ② K			3	0	0	0	0	2	0
18 Jason Kendall, R (1, 2) OBP: 0.332, SLG: 0.326		B FF 91 C SI 93 X SI 93 1-1 ③ G6-3			B SI 88 F FF 91 B SI 91 B FF 90 X FF 91 3-1 26 CS 1B		B SI 89 C SI 92 B SL 85 X SI 92 2-1 ③ G6-3			3	0	1	0	0	0	0
26 Manny Parra, L (1, 1) OBP: 0.256, SLG: 0.341 12 Carlos Villanueva, R (6, 1) OBP: 0.176, SLG: 0.125 54 David Riske, R (8, 1) 23 Rickie Weeks Jr., R (8, PH) OBP: 0.328, SLG: 0.380 Brian Shouse, L (9, 1) Guillermo Mota, R (9, 1)			X SI 90 0-0 7 G5-3 2B		B FF 90 F FF 91 1 SAFE B FF 89 1 SAFE S FF 90 X FF 93 2-2 ② 1-2 3B			X FF 91 0-0 ① L5		2 0 0 1 0 0	0 0 0 0 0 0	2 0 0 0 0 0	0 0 0 0 0 0	0 0 0 0 0 0	0 0 0 0 0 0	0 0 0 0 0 0
Inning Stats	R: 1 E: 0 K: 2 S: 12 H: 1 LOB: 1 BB: 1 P: 22	R: 0 E: 0 K: 1 S: 7 H: 0 LOB: 0 BB: 0 P: 11	R: 0 E: 0 K: 0 S: 9 H: 1 LOB: 1 BB: 0 P: 12	R: 0 E: 0 K: 2 S: 8 H: 0 LOB: 0 BB: 0 P: 10	R: 0 E: 0 K: 1 S: 10 H: 2 LOB: 1 BB: 0 P: 18	R: 0 E: 0 K: 2 S: 15 H: 1 LOB: 1 BB: 0 P: 24	R: 0 E: 0 K: 1 S: 7 H: 0 LOB: 0 BB: 0 P: 14	R: 0 E: 0 K: 1 S: 6 H: 0 LOB: 0 BB: 0 P: 11	R: 1 E: 0 K: 1 S: 11 H: 1 LOB: 0 BB: 0 P: 19	1B: 2 2B: 2 3B: 1 HR: 1 SF: 0 SAC: 0 DP: 0 HBP: 0						

PITCHER		IP	WLS	BF	H	R	ER	SO	BB	IBB	HBP	BLK	WP	HR	S	P	ERA	WHIP
46 Ryan Dempster, R ERA: 2.9	(1, 1)	7.0	W	26	5	1	1	9	1	0	0	0	1	0	68	111	1.29	0.857
57 Chad Gaudin, R ERA: 3.27	(8, 1)	1.0		3	0	0	0	1	0	0	0	0	0	0	6	11	0.00	0.000
48 Neal Cotts, L ERA: 2.79	(9, 1)	1.0		4	1	1	1	1	0	0	0	0	0	1	11	19	9.00	1.000

PITCHER	IP	WLS	BF	H	R	ER	SO	BB	IBB	HBP	BLK	WP	HR	S	P	ERA	WHIP

BOTTOM

Chicago Cubs @ Milwaukee Brewers

Miller Park, Milwaukee, WI

Wed Jul 30 2008, 7:05 PM CDT
Att. 44,871 - Partly Cloudy - 83 F

livebaseballscorecards.com

AB	32
R	2
H	6
RBI	1
BB	1
SO	11
LOB	8

Batter	1	2	3	4	5	6	7	8	9	AB	R	H	RBI	BB	SO	LOB
12 Alfonso Soriano, R (1, 7) OBP: 0.343, SLG: 0.562	B SI 89 T SI 89 F SI 89 B CU 70 H SI 89 3-2 2 G6-4-3 HBP		B SI 89 X SI 88 1-0 ③ F7		F SI 86 X SI 82 0-1 ② F8			B FC 81 C SI 89 B SI 88 B SI 88 F SI 90 X CH 83 3-2 HR	B FF 96 F FF 96 F FF 96 S FF 96 1-3 ① K	4	1	1	1	0	1	1
2 Ryan Theriot, R (1, 6) OBP: 0.393, SLG: 0.380	1 SAFE C SI 89 X SI 89 0-1 ① ② G6-4-3 1-2f			C SI 84 B SI 88 X CU 68 1-1 ① G4-3	B SI 88 B SI 82 C SI 88 X SI 87 2-1 ③ F7			F SI 89 B SI 89 C CU 70 X SI 89 1-2 E5 16 2B	B X 1-0 ② G5-3	5	1	0	0	0	0	2
25 Derrek Lee, R (1, 3) OBP: 0.353, SLG: 0.484	C SI 89 B SI 89 X SI 90 1-1 ③ F9			B FC 81 X SI 88 1-0 ② G6-3		S CH 81 F SI 88 X FF 89 0-2 ① F9		B FF 89 B FF 89 F FF 90 X CH 77 2-1 ② F8	S FF 96 C CU 80 F FF 97 F FF 97 X CU 80 0-2 ③ G5-3	5	0	0	0	0	0	2
16 Aramis Ramirez, R (1, 5) OBP: 0.375, SLG: 0.493 Ronny Cedeno, R (9, 5) OBP: 0.346, SLG: 0.379		C SI 88 B SI 88 B CH 82 F SI 89 F FC 80 F SI 90 X SI 83 2-2 ① P6	B SI 87 C SI 82 B FF 85 B SI 88 X SI 88 3-1 HR	B SI 88 B SI 89 C SI 88 S FC 81 B SI 89 B CH 83 4-2 1 2B HR BB		C FC 82 X SI 88 0-1 ② F8		B FF 91 B CH 76 C FF 90 F CH 76 F FF 90 B FF 90 F FF 85 X FF 90 3-2 1-H 1 HR 2B		3 0	2 0	1 0	1 0	1 0	0 0	0 0
1 Kosuke Fukudome, L (1, 9) OBP: 0.382, SLG: 0.418		B SI 88 C SI 81 C CU 68 B SI 89 B CU 70 T SI 89 3-2 ② K		B CU 68 X CH 80 1-0 ② 1-3 HR 2B		B SI 88 X FC 84 1-0 ③ G4-3		C FF 90 B FF 90 F FF 90 B FF 90 X FF 87 2-2 2-H HR		4	2	2	2	0	1	0
Mark DeRosa, R (1, 4) OBP: 0.369, SLG: 0.425 Bob Howry, L (8, 1) Scott Eyre, L (9, 1) 45 Sean Marshall, L (9, 1) OBP: 0.500, SLG: 0.500		S FC 82 C SI 89 B SI 90 B CU 71 T SI 90 2-2 ③ K		C FC 83 F SI 88 H SI 88 1-2 HR HBP			X 0-0 ① F8	S CH 79 F SI 89 B FF 89 F CH 78 B CH 79 S FF 90 2-3 ③ K		3 0 0 0	1 0 0 0	0 0 0 0	0 0 0 0	2 0 0 0	0 0 0 0	0 0 0 0
Jim Edmonds, L (1, 8) OBP: 0.333, SLG: 0.457			B SI 87 C SI 82 B FF 85 B SI 88 X SI 88 3-1 HR	B CH 81 S CU 69 X SI 82 1-1 1-H 2-H 3-H HR			C SI 84 B SI 88 B CU 69 S SI 88 X SI 88 2-2 ② G3		B FF 93 B FF 93 B FF 93 B FF 93 4-0 18 2B 17 2B BB	3	3	2	5	1	0	0
18 Geovany Soto, R (1, 2) OBP: 0.355, SLG: 0.497			B SI 89 C SI 89 X FC 83 1-1 40 B5-6-4 1B	X SI 87 0-0 ③ F7			S CU 71 C CU 70 B SI 90 F SI 89 B FC 79 F CU 72 C SI 90 2-3 ③		B FF 94 C FF 94 B FF 94 S FF 94 F FF 96 X CU 77 2-2 1-3 17 2B 2B	4	1	2	0	0	1	0
40 Rich Harden, L (1, 1) OBP: 0.083, SLG: 0.083 Daryle Ward, L (8, PH) OBP: 0.361, SLG: 0.426 17 Mike Fontenot, L (8, 4) OBP: 0.383, SLG: 0.539			M SI 88 C SI 89 B CU 70 X SI 89 1-2 ① ② B5-6-4 1-2f		F SI 86 B SI 86 X SI 87 1-1 ① L8			B CU 69 C SI 81 F FF 85 B CU 71 X SI 89 2-2 ① G3	S FF 95 B FF 97 X CU 81 1-1 2-H 3-H 2B	2 1 1	0 0 0	0 0 1	0 0 2	0 0 0	0 0 1	1 0 0
Inning Stats	R: 0 E: 0 K: 0 S: 6 H: 0 LOB: 0 BB: 0 P: 10	R: 0 E: 0 K: 2 S: 11 H: 0 LOB: 0 BB: 0 P: 18	R: 1 E: 0 K: 0 S: 8 H: 2 LOB: 0 BB: 0 P: 14	R: 4 E: 0 K: 0 S: 11 H: 2 LOB: 0 BB: 1 P: 20	R: 0 E: 0 K: 0 S: 6 H: 0 LOB: 0 BB: 0 P: 9	R: 0 E: 0 K: 0 S: 6 H: 0 LOB: 0 BB: 0 P: 7	R: 0 E: 0 K: 1 S: 9 H: 0 LOB: 0 BB: 0 P: 13	R: 4 E: 1 K: 1 S: 23 H: 3 LOB: 0 BB: 0 P: 38	R: 2 E: 0 K: 1 S: 15 H: 2 LOB: 1 BB: 1 P: 24	1B: 1 2B: 4 3B: 0 HR: 4 SF: 0 SAC: 0 DP: 2 HBP: 2						

PITCHER		IP	WLS	BF	H	R	ER	SO	BB	IBB	HBP	BLK	WP	HR	S	P	ERA	WHIP
31 Dave Bush, R ERA: 4.69	(1, 1)	7.1	L	29	5	7	7	3	1	0	2	0	0	3	66	106	8.59	0.818
54 David Riske, R ERA: 4.46	(8, 1)	0.2		4	2	2	1	1	0	0	0	0	0	1	14	23	13.50	3.000
Eric Gagne, R ERA: 6.59	(9, 1)	0.0		1	0	1	1	0	1	0	0	0	0	0	0	4	∞	∞
73 Seth McClung, R ERA: 4.41	(9, 1)	1.0		5	2	1	1	1	0	0	0	0	0	0	15	20	9.00	2.000

PITCHER	IP	WLS	BF	H	R	ER	SO	BB	IBB	HBP	BLK	WP	HR	S	P	ERA	WHIP

TOP

Chicago Cubs @ Milwaukee Brewers

Miller Park, Milwaukee, WI

Thu Jul 31 2008, 1:05 PM CDT

Att. 45,346 - Sunny - 83 F

livebaseballscorecards.com

AB	35
R	11
H	9
RBI	11
BB	2
SO	5
LOB	6

BOTTOM

Batter	1	2	3	4	5	6	7	8	9	AB	R	H	RBI	BB	SO	LOB
23 Rickie Weeks Jr., R (1, 4) OBP: 0.329, SLG: 0.378	B CH 87 F FF 89 C CH 83 F FF 94 X FF 94 1-2 F7-3 1B		B CH 82 S FF 92 F SL 85 B FF 93 D SL 84 C SL 85 3-3 ② K			F FF 91 F SL 84 S SL 84 0-3 ① K		C SI 92 B SL 86 B SI 91 B FF 92 C SI 92 F SI 91 F SI 91 F FF 92 B SL 83 4-2 7 DI BB	C FF 88 S CU 72 B FF 91 S CU 73 1-3 ③ K	4	0	1	0	1	3	2
Craig Counsell, L (1, 5) OBP: 0.331, SLG: 0.315	1 SAFE B FF 88 B FF 88 B FF 89 C FF 90 1 SAFE C FF 89 F FF 91 F FF 92 3-2 ① ② X FF 91 F7-3 1-2		B SL 84 F FF 91 S SL 84 F SL 85 X FF 93 1-2 ③ L3			X FF 91 0-0 ② F8		B SI 90 F SI 91 F FF 90 S SL 84 1-3 ② K		4	0	0	0	0	1	3
7 J.J. Hardy, R (1, 6) OBP: 0.349, SLG: 0.477	C FF 89 B SL 84 S SL 84 S SL 84 1-3 ③ K			C FF 90 F SL 82 F SL 86 B FF 93 S SL 85 1-3 ① K		C SL 84 C FF 93 X FF 96 0-2 ③ G3-1		B SL 84 F FF 92 D SL 86 B SI 91 X FF 92 3-1 ③ G6-3 1-2		4	0	0	0	0	2	1
28 Prince Fielder, L (1, 3) OBP: 0.373, SLG: 0.503		B FF 89 F FF 90 X CH 83 1-1 ① G4-3		B FF 91 B FF 90 X FF 93 2-0 ② F7			C FF 90 S CH 85 F CH 86 F FF 92 B FF 95 B CH 87 F FF 92 B FF 94 X FF 88 3-2 HR		C FF 92 B SL 80 C FF 93 B FF 93 B SL 81 X FF 92 3-2 ① F7	4	1	1	1	0	0	0
8 Ryan Braun, R (1, 7) OBP: 0.340, SLG: 0.592		L SL 83 F FF 93 B FF 95 F CH 87 B FF 95 S FF 95 2-3 ② K		B CH 84 B SL 84 S FF 94 F FF 96 X FF 97 2-2 2B			X CH 86 0-0 ① B2		C X CH 83 0-1 33 1B 25 1B 1B	4	1	2	0	0	1	0
33 Gabe Kapler, R (1, 9) OBP: 0.337, SLG: 0.497		B FF 92 X FF 92 1-0 2B		S CH 84 B SL 84 X FF 94 1-1 ③ P3			B CH 84 X SL 84 1-0 2B		S FF 92 B SL 81 F SL 82 B SL 83 F FF 92 F FF 93 F SL 87 B SL 83 X FF 93 3-2 18 FC5 25 1B 1-3 1B	4	0	3	0	0	0	1
25 Mike Cameron, R (1, 8) OBP: 0.316, SLG: 0.462	C CH 84 B SL 84 B FF 92 T SL 84 S SL 85 2-3 ③ K				B CH 86 B FF 90 C FF 92 C FF 92 S FF 95 2-3 ① K		B FF 92 D SL 84 F FF 92 D SL 85 X SL 84 3-1 ② F8		C FF 92 B FF 92 B CH 82 S FF 92 B FF 92 F FF 92 F FF 92 X FF 92 3-2 18 FC5 2 2B 1-2 3-H 1B	4	1	1	1	0	2	2
18 Jason Kendall, R (1, 2) OBP: 0.329, SLG: 0.322			X FF 90 0-0 ① F9		C FF 92 B CH 86 X FF 92 1-1 ② L9		C SL 84 B FF 94 S SL 86 F FF 94 S CH 85 1-3 ③ K		C FF 90 B SL 87 X FF 89 1-1 ② FC5 2 2B 1-2 2-3f	4	1	0	0	0	1	3
31 Dave Bush, R (1, 1) OBP: 0.105, SLG: 0.132 54 David Riske, R (8, 1) Ray Durham, S (8, PH) OBP: 0.379, SLG: 0.413 Eric Gagne, R (9, 1) 73 Seth McClung, L (9, 1) OBP: 0.294, SLG: 0.353 2 Bill Hall, R (9, PH) OBP: 0.293, SLG: 0.424			B FF 92 C FF 90 X FF 89 1-1 1B		B FF 93 C FF 91 F FF 92 S FF 94 1-3 ③ K			F SI 92 B FF 90 S FF 93 B FF 92 X SI 92 2-2 ① P5	D CU 74 F SL 86 X SI 90 1-1 1-H 2-H 2B	2 0 1 0 0 0 1	0 0 0 0 0 0 0	1 0 0 0 0 0 2	0 0 0 0 0 0 0	0 0 0 0 0 0 0	1 0 0 0 0 0 0	0 0 0 0 0 0 0
Inning Stats	R: 0 E: 0 K: 1 S: 12 H: 1 LOB: 0 BB: 0 P: 17	R: 0 E: 0 K: 2 S: 10 H: 1 LOB: 1 BB: 0 P: 16	R: 0 E: 0 K: 1 S: 10 H: 1 LOB: 1 BB: 0 P: 15	R: 0 E: 0 K: 1 S: 10 H: 1 LOB: 1 BB: 0 P: 16	R: 0 E: 0 K: 2 S: 8 H: 0 LOB: 0 BB: 0 P: 12	R: 0 E: 0 K: 1 S: 7 H: 0 LOB: 0 BB: 0 P: 7	R: 1 E: 0 K: 1 S: 14 H: 2 LOB: 1 BB: 0 P: 22	R: 0 E: 0 K: 1 S: 13 H: 0 LOB: 1 BB: 1 P: 23	R: 3 E: 0 K: 1 S: 23 H: 4 LOB: 1 BB: 0 P: 35	1B: 5 2B: 5 3B: 0 HR: 1	SF: 0 SAC: 0 DP: 1 HBP: 0	WP: 0 PB: 0 SB: 0 CS: 0	PA: 37				

PITCHER		IP	WLS	BF	H	R	ER	SO	BB	IBB	HBP	BLK	WP	HR	S	P	ERA	WHIP
40 Rich Harden, R ERA: 2.04	(1, 1)	7.0	W	26	6	1	1	9	0	0	0	0	0	1	71	105	1.29	0.857
Bob Howry, R ERA: 5.19	(8, 1)	1.0		4	0	0	0	1	1	0	0	0	0	0	13	23	0.00	1.000
Scott Eyre, L ERA: 7.15	(9, 1)	0.1		4	3	3	3	0	0	0	0	0	0	0	16	25	81.00	9.000
45 Sean Marshall, L ERA: 4.13	(9, 1)	0.2		3	1	0	0	1	0	0	0	0	0	0	7	10	0.00	1.500

PITCHER	IP	WLS	BF	H	R	ER	SO	BB	IBB	HBP	BLK	WP	HR	S	P	ERA	WHIP

Chicago Cubs @ Milwaukee Brewers

Miller Park, Milwaukee, WI

Thu Jul 31 2008, 1:05 PM CDT

Att. 45,346 - Sunny - 83 F

livebaseballscorecards.com

AB	36
R	4
H	10
RBI	4
BB	1
SO	11
LOB	12

Pittsburgh Pirates @ Chicago Cubs

Wrigley Field, Chicago, IL

Fri Aug 01 2008, 1:20 PM CDT

Att. 41,340 - Partly Cloudy - 80 F

livebaseballscorecards.com

Batter	1	2	3	4	5	6	7	8	9	AB	R	H	RBI	BB	SO	LOB
Luis Rivas, R (1, 4) OBP: 0.294, SLG: 0.389	B SI 90 B SI 91 C SI 90 F SI 88 B SI 90 F SI 89 X SI 91 3-2 16 G3-6-1 1B	C SI 88 B SI 91 B SI 91 B SL 86 X SI 92 3-1 ③ L4		C SI 91 T SL 88 B SI 90 S CH 83 1-3 ③ K			X FF 90 0-0 16 G4-3 1B		C FF 95 B FF 96 B SL 82 S FF 94 S FF 94 2-3 ② K	5	0	2	0	0	2	4
16 Doug Mientkiewicz, L (1, 3) OBP: 0.375, SLG: 0.367	C SI 90 F SL 88 F CH 86 F SI 90 X CH 84 0-2 ①② G3-6-1 1-2f		C SI 89 F CH 84 B CH 80 X SL 82 1-2 ① G1-3		F SL 86 B CH 83 X CH 82 1-1 ① F8		1 SAFE C SL 86 1 SAFE B FF 90 X SL 84 1-1 ① G4-3 1-2		C SL 83 F FF 94 F SL 82 B FF 95 S FF 94 1-3 ③ K	5	0	0	0	0	1	2
13 Nate McLouth, L (1, 8) OBP: 0.356, SLG: 0.530	B SI 90 C SI 90 B CH 83 X SI 89 2-1 ③ F8		B SI 91 B CH 82 F SI 90 B SI 90 C SI 90 X CH 84 3-2 ② F8		B SI 90 B CH 81 F CH 82 C SI 90 F CH 83 X CH 83 2-2 ② P2		B SL 88 C SL 86 S FF 92 S FF 92 1-3 ② K			4	0	0	0	0	1	1
41 Ryan Doumit, S (1, 2)		S CH 82 B CH 83 H SL 89 2-1 15 1B 1B HBP	S CH 84 X CH 83 0-1 1B		B CH 83 B CH 81 X SI 90 2-0 ③ F8		B FF 93 S SL 87 F FC 88 B FF 93 F FF 94 B FC 90 F SL 90 X FF 93 3-2 ③ P6			3	1	1	0	0	0	1
15 Andy LaRoche, R (1, 5) OBP: 0.315, SLG: 0.317		B SI 90 X SI 90 1-0 1B 2 1B 1-2 1B	C SI 91 D CH 85 X SI 90 1-1 ③ G6-3			B SI 90 S SL 87 X SI 88 1-1 ① F9		C FF 94 B SL 83 F FF 94 B FS 86 X FS 86 2-2 ① G6-3		4	1	1	0	0	0	1
44 Brandon Moss, L (1, 9) OBP: 0.333, SLG: 0.444		F SI 91 F SL 84 B SI 90 F CH 85 S CH 84 1-3 ① K		B CH 81 B SI 89 B SI 90 B SI 88 4-0 27 SH1-4 2 1B BB		B SI 90 F SL 86 T CH 83 B CH 84 X SI 91 2-2 ② G4-3		B FF 94 F FF 94 S FS 86 S FS 84 1-3 ② K		3	0	0	0	1	2	2
Jason Michaels, R (1, 7) OBP: 0.301, SLG: 0.389		F SI 90 X SI 91 0-1 27 SH1-4 2 1B 1-3 2-H 1B		C SI 88 B SI 90 F SL 87 B SI 92 X SL 79 2-2 ① F9		X SI 90 0-0 HR		B SL 82 C FF 96 B SI 95 C SI 95 B SI 97 B FF 95 F FF 94 F FS 85 B 5-2 BB		3	1	2	2	1	0	1
2 Jack Wilson, R (1, 6) OBP: 0.332, SLG: 0.353		M SI 91 X SI 92 0-1 27 SH1-4 1-2 3-H 1B		B SL 79 B SI 91 C SI 91 F SL 87 X SI 92 2-2 27 SH1-4 1-2 1B		B SL 87 C SL 75 B SL 77 F SI 90 X SL 81 2-2 2B		C SL 82 1 SAFE B SL 81 B FF 93 B SL 81 F FF 94 S SL 82 3-3 ③ K		4	0	3	1	0	1	1
27 Jeff Karstens, R (1, 1) 54 Denny Bautista, R (7, 1) OBP: 0.200, SLG: 0.200 17 Sean Burnett, L (8, 1) OBP: 0.333, SLG: 0.667 19 José Bautista, R (9, PH) OBP: 0.325, SLG: 0.418 34 John Grabow, L (9, 1)		X SI 88 0-0 ② SH1-4 1-2 2-3		X SI 90 0-0 ② SH1-4 1-2 2-3		B SI 91 C SI 90 C SI 91 B SL 87 B SI 91 X SI 90 3-2 ③ G1-3			C FF 95 B SL 82 B SL 82 C FF 93 B SL 81 C SL 82 3-3 ① K	1 0 0 1 0	0 0 0 0 0	0 0 0 0 0	0 0 0 0 0	0 0 0 1 0	0 0 0 0 0	1 0 0 0 0

TOP

AB	33
R	3
H	9
RBI	3
BB	2
SO	8
LOB	14

Inning Stats	1	2	3	4	5	6	7	8	9	1B: 7 SF: 0 2B: 1 SAC: 2 3B: 0 DP: 1 HR: 1 HBP: 1	WP: 0 PA: 38 PB: 0 SB: 0 CS: 0
	R: 0 E: 0 K: 0 S: 11 H: 1 LOB: 0 BB: 0 P: 16	R: 2 E: 0 K: 1 S: 13 H: 3 LOB: 2 BB: 0 P: 20	R: 0 E: 0 K: 0 S: 10 H: 1 LOB: 1 BB: 0 P: 15	R: 0 E: 0 K: 1 S: 10 H: 1 LOB: 2 BB: 1 P: 19	R: 0 E: 0 K: 0 S: 7 H: 0 LOB: 0 BB: 0 P: 12	R: 1 E: 0 K: 0 S: 12 H: 2 LOB: 1 BB: 0 P: 20	R: 0 E: 0 K: 1 S: 11 H: 1 LOB: 1 BB: 0 P: 16	R: 0 E: 0 K: 2 S: 13 H: 0 LOB: 1 BB: 1 P: 24	R: 0 E: 0 K: 3 S: 10 H: 0 LOB: 0 BB: 0 P: 16		

PITCHER		IP	WLS	BF	H	R	ER	SO	BB	IBB	HBP	BLK	WP	HR	S	P	ERA	WHIP
Jason Marquis, R ERA: 4.68	(1, 1)	6.0	L	27	8	3	3	2	1	0	1	0	0	1	63	102	4.50	1.500
48 Neal Cotts, L ERA: 2.66	(7, 1)	1.0		4	1	0	0	1	0	0	0	0	0	0	11	16	0.00	1.000
29 Jeff Samardzija, R ERA: 3.0	(8, 1)	1.0		4	0	0	0	2	1	0	0	0	0	0	13	24	0.00	1.000
49 Carlos Marmol, R ERA: 3.19	(9, 1)	1.0		3	0	0	0	3	0	0	0	0	0	0	10	16	0.00	0.000

PITCHER	IP	WLS	BF	H	R	ER	SO	BB	IBB	HBP	BLK	WP	HR	S	P	ERA	WHIP

Batter	1	2	3	4	5	6	7	8	9	AB	R	H	RBI	BB	SO	LOB
12 Alfonso Soriano, R (1, 7) OBP: 0.342, SLG: 0.557	F SI 91 X FC 82 0-1 ① F7			C CH 80 B SI 90 F CH 79 B FF 91 X CH 81 2-2 ① G5-3	B FF 93 T SI 91 D CH 81 B CH 77 C FF 90 F FF 90 X SI 91 3-2 1 FC6-4 1-3 1B		C FF 96 F FF 96 X CU 84 0-2 ③ G6-3			4	0	1	0	0	0	0
1 Kosuke Fukudome, L (1, 9) OBP: 0.383, SLG: 0.416	B SI 92 B SI 89 B CH 79 B SI 90 4-0 25 F9-3 BB			C SI 91 B CH 81 X SI 91 1-1 ② G3	1 SAFE X CH 79 0-0 ③ FC6-4 1-2f			B SL 88 C FF 95 B FF 94 B SL 90 B FF 95 4-1 16 BB BB		2	0	0	0	2	0	2
25 Derrek Lee, R (1, 3) OBP: 0.352, SLG: 0.481	S SL 81 S SL 81 B SI 91 B SL 80 1 SAFE B CU 73 X SL 78 3-2 ②③ F9-3 1-1			B SI 93 B SL 80 B SI 89 C FF 89 T SL 80 B CH 79 4-2 16 1B BB BB		B SI 91 B SI 89 S FF 90 F SI 90 X CH 82 2-2 ① F9		X FF 94 0-0 ① F9		3	0	0	0	1	0	2
16 Aramis Ramirez, R (1, 5) OBP: 0.378, SLG: 0.495		F SI 91 T CH 80 F CU 73 X CH 83 0-2 ① F7		1 SAFE X CH 80 0-0 BB 1-2 1B		C SI 91 B SI 91 F CH 80 X CH 81 1-2 18 G5-3 BB 1B		B FF 96 B SL 88 S FF 94 C FF 95 D FF 96 B CU 84 4-2 9 G4-6-3 1-2 BB		3	0	2	0	1	0	0
Jim Edmonds, L (1, 8) OBP: 0.337, SLG: 0.455 9 Reed Johnson, R (8, PH) OBP: 0.351, SLG: 0.414 (9, 8)		C SI 91 S CH 80 S CH 83 0-3 ② K		B SI 91 B CH 78 C CH 79 B SL 76 S CH 78 B CH 79 4-2 1-2 2-3 BB		B SI 91 T SI 90 B SI 90 B CH 78 B SI 89 4-1 18 G5-3 1-2 BB		B SI 91 B SI 89 C SI 92 X SI 93 2-1 ②③ G4-6-3 1-2f		1 1	0 0	0 0	0 0	2 0	1 0	0 2
18 Geovany Soto, R (1, 2) OBP: 0.351, SLG: 0.492		S SL 80 B SI 92 B SL 80 S CH 79 X SL 78 2-2 ③ G5-3		F SL 81 X CH 80 0-1 ③ F8		S SL 80 F SL 78 X CH 82 0-2 ② G5-3 1-2 2-3			C FF 90 S CH 84 S CH 84 0-3 ① K	4	0	0	0	1	5	
17 Mike Fontenot, L (1, 4) OBP: 0.383, SLG: 0.535 Mark DeRosa, R (9, PH) OBP: 0.370, SLG: 0.425			B CU 74 F FF 90 B CH 80 S CH 80 X CH 82 2-2 G6-4-3 1B		B FF 89 B SI 89 C SI 88 F SI 88 B SI 90 F SI 88 X CH 78 3-2 ① G3-1	B SI 91 S CH 80 B CH 78 F FF 90 F CH 83 T CH 80 2-2 ③ K			B FF 92 B FF 90 B FF 91 B FF 92 4-0 G5-4-3 BB	3 0	0 0	1 0	0 0	1 1	2 0	0 0
Ronny Cedeno, R (1, 6) OBP: 0.340, SLG: 0.372 29 Jeff Samardzija, R (8, 1) 49 Carlos Marmol, R (9, 1) Henry Blanco, R (9, PH) OBP: 0.325, SLG: 0.382			C SI 91 D SL 80 1 SAFE F SI 91 X SL 79 1-2 ①② G6-4-3 1-2f		B SI 91 F SI 90 F FF 90 X SL 80 1-2 ② F7		B FF 95 S FF 95 X FF 95 1-1 ① G1-4-3		C FF 91 S CH 83 X CH 84 0-2 ②③ G5-4-3 1-2f	3 0 0 1	0 0 0 0	0 0 0 0	0 0 0 0	0 0 0 0	0 0 0 0	1 0 0 1
Jason Marquis, L (1, 1) OBP: 0.233, SLG: 0.225 48 Neal Cotts, L (7, 1) 2 Ryan Theriot, R (7, PH) OBP: 0.392, SLG: 0.379 (8, 6)			X SI 91 0-0 ③ G1-3		F SI 89 X CU 75 0-1 12 1B 1B		F FF 94 B FF 96 B SL 89 B SL 89 C SL 90 C CU 83 3-3 ② K			2 0 1	0 0 0	1 0 0	0 0 0	0 0 1	0 0 0	0 0 0
Inning Stats	R: 0 E: 0 K: 0 S: 5 H: 0 LOB: 0 BB: 1 P: 12	R: 0 E: 0 K: 1 S: 10 H: 0 LOB: 0 BB: 0 P: 12	R: 0 E: 0 K: 0 S: 7 H: 1 LOB: 0 BB: 0 P: 10	R: 0 E: 0 K: 0 S: 12 H: 1 LOB: 3 BB: 2 P: 23	R: 0 E: 0 K: 0 S: 14 H: 2 LOB: 2 BB: 0 P: 21	R: 0 E: 0 K: 1 S: 14 H: 1 LOB: 2 BB: 1 P: 23	R: 0 E: 0 K: 1 S: 8 H: 0 LOB: 0 BB: 0 P: 12	R: 0 E: 0 K: 0 S: 6 H: 0 LOB: 1 BB: 2 P: 16	R: 0 E: 0 K: 1 S: 6 H: 0 LOB: 0 BB: 1 P: 10	1B: 5 2B: 1 3B: 0 HR: 0	SF: 0 SAC: 0 DP: 4 HBP: 0			WP: 0 PB: 0 SB: 0 CS: 0	PA: 35		

PITCHER		IP	WLS	BF	H	R	ER	SO	BB	IBB	HBP	BLK	WP	HR	S	P	ERA	WHIP
27 Jeff Karstens, R ERA:	(1, 1)	6.0	W	25	5	0	0	2	4	0	0	0	0	0	62	101	0.00	1.500
54 Denny Bautista, R ERA: 3.23	(7, 1)	1.1	H	6	0	0	0	1	2	0	0	0	0	0	12	24	0.00	1.500
17 Sean Burnett, L ERA: 4.25	(8, 1)	0.2	H	1	0	0	0	0	0	0	0	0	0	0	2	4	0.00	0.000
34 John Grabow, L ERA: 3.13	(9, 1)	1.0	S	3	0	0	0	1	1	0	0	0	0	0	6	10	0.00	1.000

PITCHER	IP	WLS	BF	H	R	ER	SO	BB	IBB	HBP	BLK	WP	HR	S	P	ERA	WHIP

BOTTOM

Pittsburgh Pirates @ Chicago Cubs

Wrigley Field, Chicago, IL

Fri Aug 01 2008, 1:20 PM CDT

Att. 41,340 - Partly Cloudy - 80 F

livebaseballscorecards.com

AB	28
R	0
H	5
RBI	0
BB	7
SO	4
LOB	15

Batter	1	2	3	4	5	6	7	8	9	AB	R	H	RBI	BB	SO	LOB
Luis Rivas, R (1, 4) OBP: 0.285, SLG: 0.376	C FF 86 F CH 77 F FF 87 B SL 84 X SL 82 1-2 ① F9	C SL 83 S FF 89 B FF 91 F FF 91 S SL 85 1-3 ③ K			X CH 82 0-0 ② G5-3		C FF 91 X SL 80 0-1 ③ F8		B SL 83 F FF 94 C FF 95 F FF 96 F FF 95 B SL 80 B SL 81 F FF 94 S SL 81 3-3 ③ K	5	0	0	0	0	2	5
2 Jack Wilson, R (1, 6) OBP: 0.331, SLG: 0.351	B SL 82 F SL 82 B FF 85 C SL 82 X CU 66 2-2 ② F7		C CH 83 F CU 66 S CH 74 0-3 ① K		B SL 82 X CH 83 1-0 ③ P4			B SI 83 B SI 92 C SI 91 F SI 92 F SL 83 X FF 92 2-2 41 2B 1B		4	0	1	0	0	1	0
13 Nate McLouth, L (1, 8) OBP: 0.355, SLG: 0.527	B FF 86 B FF 86 C CH 82 S CH 76 F CH 75 X FF 85 2-2 ③ P6		B SL 79 S CH 82 B CH 75 X CH 82 2-1 ② F7			C CH 82 B CH 75 X CH 82 1-1 1B		F FF 91 C FF 90 S FF 90 0-3 ① K		4	0	1	0	0	1	1
41 Ryan Doumit, S (1, 2) OBP: 0.383, SLG: 0.563		B FF 86 C FF 85 B FF 85 F FF 85 X CH 77 2-2 44 BB 28 1B 2B	C B B F X 2-2 15 CS 1B			B FF 86 F FF 87 F FF 88 F FF 90 T CH 77 1-2 ① K		X SL 83 0-0 1-3 2B		4	1	3	0	0	1	1
15 Andy LaRoche, R (1, 5) OBP: 0.312, SLG: 0.303		B FF 86 B SL 82 S FF 85 S FF 85 F FF 88 B FF 88 B SL 82 4-2 28 1B 44 BB BB	F FF 87 B SL 79 1 SAFE 1-1 ③ CS 1-2	B FF 86 B SL 81 C SL 81 X SL 83 2-1 ① F7		X SL 84 0-0 ② P3		B SI 92 X SI 92 1-0 ② G1-3		3	0	0	0	1	0	3
51 Steve Pearce, R (1, 9) OBP: 0.238, SLG: 0.235		B CH 78 C SL 82 C SL 81 B CU 68 F FF 88 F SL 82 F CU 72 S FF 90 2-3 ① K		F FF 86 B CH 83 F FF 87 X CU 69 1-2 44 BB 1B		C SL 84 B FF 86 X FF 90 1-1 ③ G5-3		B SI 92 C SL 84 C SI 93 X FF 92 1-2 ③ P2		4	0	1	0	0	1	5
44 Brandon Moss, L (1, 7) OBP: 0.351, SLG: 0.446		B FF 89 B FF 89 F SL 83 B FF 88 S FF 88 B FF 89 4-2 28 1B 1-2 2-3 BB		F FF 88 1 SAFE D CU 66 F FF 87 B SL 84 B FF 89 B FF 89 4-2 G5-4-3 1-2 BB			X SL 82 0-0 1B		B FF 95 F FF 95 B SL 82 C SL 83 S FF 96 2-3 ① K	2	0	1	0	2	1	0
Chris Gomez, R (1, 3) OBP: 0.324, SLG: 0.326 16 Doug Mientkiewicz, L (9, PH) OBP: 0.373, SLG: 0.385		B FF 88 F FF 89 F FF 90 B FF 90 S FF 88 2-3 ② K		X SL 84 0-0 ② ③ G5-4-3 1-2f			C FF 86 F CH 77 B CH 77 F FF 89 F CH 80 B CH 77 X SL 84 2-2 ① F8		C SL 83 S FF 96 X SL 83 0-2 ② F9	3 1	0 0	0 0	0 0	0 0	1 0	6 0
28 Paul Maholm, L (1, 1) OBP: 0.212, SLG: 0.128 19 José Bautista, R (7, PH) OBP: 0.324, SLG: 0.416 Jason Davis, R (7, 1) Jason Michaels, R (9, PH) OBP: 0.304, SLG: 0.389		B FF 90 X FF 88 1-0 1-2 2-3 3-H 1B			B FF 85 C FF 85 B SL 80 C SL 80 X SL 80 2-2 ① G3		C SL 80 S FF 91 B SL 80 B SL 79 S SL 81 2-3 ② K		C FF 96 B FF 96 B SL 82 B FF 94 B FF 94 4-1 BB	2 1 0 0	0 0 0 0	1 0 0 0	1 0 0 1	0 1 0 0	0 1 0 0	0 1 0 0
Inning Stats	R: 0 H: 0 E: 0 LOB: 0 K: 0 BB: 0 S: 11 P: 16	R: 1 H: 2 E: 0 LOB: 3 K: 3 BB: 2 S: 22 P: 38	R: 0 H: 1 E: 0 LOB: 0 K: 1 BB: 0 S: 9 P: 14	R: 0 H: 1 E: 0 LOB: 1 K: 0 BB: 1 S: 8 P: 15	R: 0 H: 0 E: 0 LOB: 0 K: 0 BB: 0 S: 5 P: 8	R: 0 H: 1 E: 0 LOB: 1 K: 1 BB: 0 S: 9 P: 12	R: 0 H: 1 E: 0 LOB: 1 K: 1 BB: 0 S: 11 P: 15	R: 0 H: 2 E: 0 LOB: 2 K: 1 BB: 0 S: 12 P: 16	R: 0 H: 0 E: 0 LOB: 1 K: 2 BB: 1 S: 13 P: 22	1B: 6 SF: 0 2B: 2 SAC: 0 3B: 0 DP: 1 HR: 0 HBP: 0						

TOP

Pittsburgh Pirates @ Chicago Cubs

Wrigley Field, Chicago, IL

Sat Aug 02 2008, 12:05 PM CDT

Att. 41,426 - Partly Cloudy - 72 F

livebaseballscorecards.com

AB	33
R	1
H	8
RBI	1
BB	4
SO	9
LOB	22

WP: 0 PA: 38
PB: 0
SB: 0
CS: 1

PITCHER		IP	WLS	BF	H	R	ER	SO	BB	IBB	HBP	BLK	WP	HR	S	P	ERA	WHIP
30 Ted Lilly, L ERA: 4.35	(1, 1)	6.1	W	26	6	1	1	5	3	0	0	0	0	0	70	111	1.42	1.421
57 Chad Gaudin, R ERA: 3.24	(7, 1)	0.2		2	0	0	0	1	0	0	0	0	0	0	5	7	0.00	0.000
Bob Howry, R ERA: 5.09	(8, 1)	1.0		5	2	0	0	1	0	0	0	0	0	0	12	16	0.00	2.000
49 Carlos Marmol, R ERA: 3.13	(9, 1)	1.0		4	0	0	0	2	1	0	0	0	0	0	13	22	0.00	1.000

PITCHER		IP	WLS	BF	H	R	ER	SO	BB	IBB	HBP	BLK	WP	HR	S	P	ERA	WHIP

Batter	1	2	3	4	5	6	7	8	9	AB	R	H	RBI	BB	SO	LOB
12 Alfonso Soriano, R (1, 7) OBP: 0.340, SLG: 0.556	B SI 88 F FF 89 X CH 83 1-1 F9 ①		X CH 82 0-0 G6-3 ①		C FF 88 X FF 88 0-1 G6-3, 2, 25 SF9, 2B		F FF 94 X FS 88 0-1 G5-4-3 ②③ 1-2f			4	1	1	0	0	0	1
2 Ryan Theriot, R (1, 6) OBP: 0.390, SLG: 0.377	B SI 90 B CH 86 C FF 90 B SI 89 B FF 90 4-1 25 G6-4-3, BB		C SI 89 X CH 82 0-1 G4-3 ②		X CH 83 0-0 G6-3 ① 2-3			C SL 81 C FF 93 X FS 87 0-2 F9 ①		3	0	0	0	1	0	1
25 Derrek Lee, R (1, 3) OBP: 0.353, SLG: 0.480	B SI 90 B CH 85 B SI 91 C FF 89 X SI 90 3-1 G6-4-3 ②③ 1-2f		C FF 91 B FF 89 B CU 73 B CH 84 B SI 90 4-1 BB		B CH 84 S CH 85 X FF 90 1-1 SF9 ② 3-H			C FF 94 B SL 81 B FS 87 B FF 93 F FF 92 B FS 87 4-2 16 S, BB		1	0	0	1	2	0	1
16 Aramis Ramirez, R (1, 5) OBP: 0.377, SLG: 0.495		C FF 90 F CH 83 X FF 90 0-2 9 1B, 18 G4-3, 2B	1 SAFE B CH 83 X CH 84 1-0 F7 ③		C CU 73 X SI 88 0-1 G5-3 ③			C FF 94 B SL 81 B FF 92 T FF 94 F FS 86 F FF 94 B FS 89 T FS 88 3-2 K ② 1-2		4	1	1	0	0	1	2
9 Reed Johnson, R (1, 8) OBP: 0.357, SLG: 0.424		B FF 90 S FF 91 X SI 88 1-1 18 G4-3, WP, 1B 2-3 1B		B CU 69 X FF 88 1-0 18 S, 18 1B, 1B		X CH 80 0-0 18 CS, 2B		B FF 95 B FF 92 C FF 94 D SL 82 C FF 93 S FS 86 3-3 K ③		4	2	3	0	0	1	1
Mark DeRosa, R (1, 9) OBP: 0.370, SLG: 0.424 (8, 4)		C CU 71 C SL 80 B CU 74 B SL 80 B SL 85 S FF 92 3-3 K ① 1-2		S CH 82 X CH 81 0-1 18 1B, 18 S, G5-4-3 1-2 1B		B SI 87 F FF 88 X CU 72 1-1 G5-3 ①				3	1	1	0	0	1	3
18 Geovany Soto, R (1, 2) OBP: 0.351, SLG: 0.490		F CU 72 C SL 80 F CU 74 X FF 91 0-2 G4-3 ② 2-3 3-H		B SI 88 F CH 83 C CH 87 B CU 74 X SL 80 2-2 G5-4-3 1-3 2-H 1B		C CH 81 B CH 81 B SI 88 X CH 82 2-1 G6-3 ②③ 2-3				3	0	1	2	0	0	2
Ronny Cedeno, R (1, 4) OBP: 0.341, SLG: 0.373 1 Kosuke Fukudome, L (7, PH) OBP: 0.385, SLG: 0.418 (8, 9)		B FF 91 F SI 92 B CU 74 B SI 90 C CU 74 X SL 79 3-2 3-H 1B		C SI 89 S FF 90 B FF 91 F FF 90 B CH 83 X FF 91 2-2 G5-4-3 ①② 1-2f 3-H			S FF 93 C FF 94 B FS 86 X FS 85 1-2 12 G5-4-3, 1B			2 1	0 0	1 1	1 0	0 0	0 0	1 0
30 Ted Lilly, L (1, 1) OBP: 0.205, SLG: 0.209 57 Chad Gaudin, R (7, 1) Daryle Ward, L (7, PH) OBP: 0.356, SLG: 0.419 Bob Howry, L (8, 1) 49 Carlos Marmol, R (9, 1)		F SI 91 M CU 72 F CU 74 S FF 91 0-3 K ③		S SI 88 S FF 89 F FF 92 X CU 70 0-2 G4-3 ③			C FF 94 F FS 88 X FS 87 0-2 F7 ①			2 0 1 0 0	0 0 0 0 0	0 0 0 0 0	0 0 0 0 0	0 0 0 0 0	1 0 0 0 0	1 0 1 0 0
Inning Stats	R: 0 E: 0 K: 0 S: 5 H: 0 LOB: 0 BB: 1 P: 13	R: 2 E: 0 K: 2 S: 19 H: 3 LOB: 1 BB: 0 P: 26	R: 0 E: 0 K: 0 S: 5 H: 0 LOB: 1 BB: 1 P: 10	R: 2 E: 0 K: 0 S: 14 H: 3 LOB: 0 BB: 0 P: 19	R: 1 E: 0 K: 0 S: 7 H: 1 LOB: 0 BB: 0 P: 8	R: 0 E: 0 K: 0 S: 5 H: 1 LOB: 0 BB: 0 P: 8	R: 0 E: 0 K: 0 S: 8 H: 1 LOB: 0 BB: 0 P: 9	R: 0 E: 0 K: 2 S: 13 H: 0 LOB: 1 BB: 1 P: 23		1B: 6 2B: 3 3B: 0 HR: 0 SF: 1 SAC: 0 DP: 3 HBP: 0						

PITCHER		IP	WLS	BF	H	R	ER	SO	BB	IBB	HBP	BLK	WP	HR	S	P	ERA	WHIP
28 Paul Maholm, L ERA: 3.95	(1, 1)	6.0	L	25	8	5	5	2	2	0	0	0	1	0	55	84	7.50	1.667
Jason Davis, R ERA:	(7, 1)	2.0		7	1	0	0	2	1	0	0	0	0	0	21	32	0.00	1.000

PITCHER	IP	WLS	BF	H	R	ER	SO	BB	IBB	HBP	BLK	WP	HR	S	P	ERA	WHIP

BOTTOM

Pittsburgh Pirates @ Chicago Cubs

Wrigley Field, Chicago, IL

Sat Aug 02 2008, 12:05 PM CDT
Att. 41,426 - Partly Cloudy - 72 F

livebaseballscorecards.com

AB	28
R	5
H	9
RBI	4
BB	3
SO	4
LOB	14

WP: 1 PA: 32
PB: 0
SB: 3
CS: 1

Pittsburgh Pirates @ Chicago Cubs

Wrigley Field, Chicago, IL

Sun Aug 03 2008, 1:20 PM CDT

Att. 41,200 - Sunny - 74 F

livebaseballscorecards.com

Batter	1	2	3	4	5	6	7	8	9	AB	R	H	RBI	BB	SO	LOB
Luis Rivas, R (1, 4) OBP: 0.276, SLG: 0.364	C SI 88 B FF 90 S SL 82 F SI 90 B FS 85 X FF 88 2-2 P4 ①	B SI 88 X SL 78 1-0 G5-3 ③			C SI 89 B CU 67 B SL 82 X SI 89 2-1 F8 ③			B B C B X 3-1 P6 ① F SI 84 B FF 91 F FF 92 F FF 92 B FF 91 X FF 92 2-2 13 WP, 41 1B 2B	C FF 95 F FF 95 F SL 84 F FF 94 X SL 83 0-2 F7 ③	5	0	0	0	0	0	1
16 Doug Mientkiewicz, L (1, 3) OBP: 0.371, SLG: 0.368	C SI 91 B FS 85 B FF 89 F SI 89 X FS 83 2-2 F7 ②		B SI 86 B FS 86 B FF 89 C FS 86 F FC 89 F SI 90 X FS 84 3-2 F8 ①			B FF 93 B FF 93 C FF 94 B FF 93 F FF 94 X FF 94 3-2 G6-3 ①				4	1	1	0	0	0	0
13 Nate McLouth, L (1, 8) OBP: 0.354, SLG: 0.523	B SI 87 B FS 82 F FF 88 B FS 84 C SI 91 F SI 92 B SL 77 4-2 41 1B, 41 E BB		B SI 90 C FF 92 B FF 90 F FS 85 B FF 90 X SI 91 3-2 F8 ②			F FF 95 B SI 96 X FS 84 1-1 F7 ②		B SL 86 B FF 91 C FF 92 X SL 83 2-1 P5 ② 2-3		3	1	0	0	1	0	1
41 Ryan Doumit, S (1, 2) OBP: 0.384, SLG: 0.563	1 SAFE C FF 88 B FF 87 B FS 83 B FF 90 X FF 90 3-1 E7 1-H 1B		F FF 90 F SI 88 B FF 91 X FF 93 1-2 G6-3 ③			B FS 85 X SI 95 1-0 L4 ③		X FF 93 0-0 15 HR 3-H 1B		4	1	2	1	0	0	0
15 Andy LaRoche, R (1, 5) OBP: 0.309, SLG: 0.343	B SI 90 X FF 89 1-0 F9 ③			S SI 86 B SL 81 C FF 86 S FS 86 1-3 K ①			B FF 93 B SI 92 X FF 93 2-0 P5 ①	B FF 91 S SL 80 C SL 82 B FF 93 B SI 92 X SL 82 3-2 1-H HR		4	1	1	2	0	1	1
44 Brandon Moss, L (1, 7)		C FS 86 S FS 80 X FS 83 0-2 HR		F SI 91 B FF 88 S FF 90 F FF 91 F SI 92 B FF 91 B FS 87 S FS 86 3-3 K ②			F SI 94 C FF 96 B S 1-3 K ②	C FF 94 B FF 94 B FA 89 B FF 93 B FF 92 4-1 BB		3	1	1	1	1	2	0
51 Steve Pearce, R (1, 9) OBP: 0.280, SLG: 0.286		B SI 89 X SI 89 1-0 45 SH1-4 1B		C SI 91 S SL 81 B FF 90 B SI 92 B SL 83 X SI 92 3-2 G5-3 ③			B SL 83 C FF 95 S FS 87 B SI 97 B FS 86 X FF 96 3-2 2 BB 1B	B SL 82 C FF 91 B FF 92 F FF 92 F FF 93 S SL 80 2-3 K ③		4	0	2	0	0	1	1
2 Jack Wilson, R (1, 6) OBP: 0.329, SLG: 0.347		D SI 90 1 SAFE X SI 89 1-0 F8 ①			C SI 87 B SL 79 B SL 78 X FS 86 2-1 F8 ①		C SL 81 B SL 83 B FF 95 C SI 95 D FS 86 B SI 95 4-2 1-2 BB		B FF 95 C B SL 82 X FF 93 2-1 P5 ①	3	0	0	0	1	0	1
45 Ian Snell, R (1, 1) OBP: 0.194, SLG: 0.200 19 José Bautista, R (5, PH) OBP: 0.323, SLG: 0.415 48 T.J. Beam, R (5, 1) Jason Michaels, R (7, PH) OBP: 0.393, SLG: 0.387 38 Craig Hansen, R (7, 1) 17 Sean Burnett, L (8, 1) OBP: 0.333, SLG: 0.667 12 Freddy Sanchez, R (9, PH) OBP: 0.266, SLG: 0.335		X FS 80 0-0 SH1-4 1-2 ②			B SL 79 C SI 89 B SL 76 X SI 91 2-1 F9 ②		C SI 95 C SI 96 D FS 87 B FS 88 X FS 87 2-2 G5-3 ③		B FF 95 S FF 94 C FF 95 F FF 94 F SL 83 C SL 85 1-3 K ②	0 1 0 1 0 0 1	0 0 0 0 0 0 0	0 0 0 0 0 0 0	0 0 0 0 0 0 0	0 0 0 0 0 0 0	0 0 0 0 0 1 0	0 0 0 2 0 0 0
Inning Stats	R: 1 E: 1 K: 0 S: 13 H: 1 LOB: 1 BB: 1 P: 25	R: 1 E: 0 K: 0 S: 7 H: 2 LOB: 1 BB: 0 P: 10	R: 0 E: 0 K: 0 S: 10 H: 0 LOB: 0 BB: 0 P: 17	R: 0 E: 0 K: 2 S: 11 H: 0 LOB: 0 BB: 0 P: 18	R: 0 E: 0 K: 0 S: 6 H: 0 LOB: 0 BB: 0 P: 12	R: 0 E: 0 K: 0 S: 6 H: 0 LOB: 0 BB: 0 P: 11	R: 0 E: 0 K: 1 S: 12 H: 1 LOB: 2 BB: 1 P: 24	R: 3 E: 0 K: 1 S: 17 H: 3 LOB: 1 BB: 1 P: 33	R: 0 E: 0 K: 1 S: 12 H: 0 LOB: 0 BB: 0 P: 15	1B: 4 2B: 1 3B: 0 HR: 2 SF: 0 SAC: 1 DP: 0 HBP: 0						

PITCHER		IP	WLS	BF	H	R	ER	SO	BB	IBB	HBP	BLK	WP	HR	S	P	ERA	WHIP
38 Carlos Zambrano, R ERA: 2.76	(1, 1)	5.0		19	3	2	1	2	1	0	0	0	0	1	47	82	1.80	0.800
29 Jeff Samardzija, R ERA: 2.16	(6, 1)	2.1	H	9	1	0	0	1	1	0	0	0	0	0	20	40	0.00	0.857
48 Neal Cotts, L ERA: 3.48	(8, 1)	0.1	H	3	2	1	1	0	0	0	0	0	1	0	7	11	27.00	6.000
57 Chad Gaudin, R ERA: 3.35	(8, 1)	0.1	W	3	1	2	2	1	1	0	0	0	0	1	8	17	54.00	6.000
49 Carlos Marmol, R ERA: 3.08	(9, 1)	1.0	S	3	0	0	0	1	0	0	0	0	0	0	12	15	0.00	0.000

PITCHER	IP	WLS	BF	H	R	ER	SO	BB	IBB	HBP	BLK	WP	HR	S	P	ERA	WHIP

TOP

AB	33
R	5
H	7
RBI	4
BB	3
SO	5
LOB	7

WP: 1 PA: 37
PB: 0
SB: 0
CS: 0

Batter	1	2	3	4	5	6	7	8	9	AB	R	H	RBI	BB	SO	LOB
12 Alfonso Soriano, R (1, 7) OBP: 0.345, SLG: 0.568 49 Carlos Marmol, R (9, 1)	B SL 84 F SI 92 B SL 81 F SL 83 S SL 81 2-3 ① K	B SL 83 B SI 94 F SI 92 X SL 80 2-1 1B		F SL 82 B B X 2-1 ② P3		S SI 92 S SL 83 B SL 82 X SL 83 1-2 2 S 1B		B SI 93 F SI 92 S SL 79 X SL 78 1-2 HR		5 0	1 0	3 0	1 0	0 0	1 0	1 0
2 Ryan Theriot, R (1, 6) OBP: 0.391, SLG: 0.375	F FF 93 B SI 94 X SL 80 1-1 25 BB 1B	1 SAFE X SL 80 0-0 ③ L1		B SL 82 C FF 93 C SL 85 B FF 94 B SL 83 B SL 87 4-2 BB		1 SAFE C FF 91 C SI 91 B SL 83 S SL 82 1-3 ③ K 1-2		B SI 92 X SI 92 1-0 ③ G4-3		4	0	1	0	1	1	2
25 Derrek Lee, R (1, 3) OBP: 0.354, SLG: 0.479	1 SAFE D SL 86 F FF 92 B FF 93 B B 4-1 BB 1-2		C SL 84 X FF 93 0-1 ① G6-3	B SL 83 B FF 94 F SL 85 F SL 82 B CH 87 F SL 82 C FF 95 3-3 ③ K			B FF 94 F FF 94 B SL 86 X FF 94 2-1 1 G5-4-3 1B			3	0	1	0	1	1	2
16 Aramis Ramirez, R (1, 5) OBP: 0.376, SLG: 0.500	B SL 86 X SI 93 1-0 ② L9		F SL 80 B SI 93 F FF 94 F SL 82 X SL 88 1-2 ② F7		C SI 92 C SI 92 X FF 92 0-2 HR		B FF 96 S SL 85 C FF 94 B SL 86 X FF 94 2-2 ① F8			4	1	1	1	0	0	3
1 Kosuke Fukudome, L (1, 9) OBP: 0.381, SLG: 0.413	B SI 93 F CH 87 C FF 93 F CH 85 B SL 84 B FF 95 X SL 82 3-2 ③ L6		B SI 92 B CH 87 C FF 94 F SL 83 B SI 96 S SL 89 3-3 ③ K		C SI 92 C SI 92 B SL 84 F SI 92 X SL 83 2-2 ① F8		X SI 96 0-0 ② ③ G5-4-3 1-2f			4	0	0	0	0	1	3
Mark DeRosa, R (1, 4) OBP: 0.369, SLG: 0.422		C FF 92 C SL 84 B SL 82 F FF 95 B SL 82 B SI 95 F SL 85 X FF 95 3-2 WP 18 1B 1B		B SI 93 X FF 93 1-0 ① P3	B SL 83 S SL 82 X SI 91 1-1 ② L8			B FF 93 X FF 93 1-0 ① G5-3		4	1	1	0	0	0	0
Jim Edmonds, L (1, 8) OBP: 0.339, SLG: 0.458		F SI 93 B CH 87 B FF 92 B SL 82 B FF 92 4-1 18 1B 38 G5-4-3 BB 1-2		C FF 93 B SL 82 B FF 92 F FF 94 X SL 83 2-2 18 2B 2B	B SI 91 B CH 88 C FF 91 S SL 82 S SL 84 2-3 ③ K			C FF 95 B FF 95 S SL 85 X SL 88 1-2 ② G4-3		3	2	1	0	1	1	0
18 Geovany Soto, R (1, 2) OBP: 0.355, SLG: 0.495		C FF 92 X SL 86 0-1 38 G5-4-3 1-3 2-H 1B		X FF 94 0-0 38 2B 2B 2-H		X SL 81 0-0 ① G5-3		B FF 95 C FF 94 S SL 87 B SL 86 B SL 87 B FF 95 4-2 9 HR BB		3	2	2	2	1	0	0
38 Carlos Zambrano, S (1, 1) OBP: 0.354, SLG: 0.538 29 Jeff Samardzija, R (6, 1) 48 Neal Cotts, L (8, 1) 57 Chad Gaudin, R (8, 1) Daryle Ward, L (8, PH) OBP: 0.356, SLG: 0.419 9 Reed Johnson, R (8, PH) OBP: 0.360, SLG: 0.439 (9, 7)		S SL 82 S FF 94 X SI 94 0-2 ① ② G5-4-3 1-2f 3-H		L FF 94 F FF 95 X SL 84 0-2 2-H 2B		C SI 92 F CH 82 F FF 92 B S 1-3 ② K		F SI 91 S SI 92 X SI 92 0-2 1-H HR		2 1 0 0 0 0 1	0 0 0 0 0 0 1	1 0 0 0 0 0 1	1 0 0 0 0 0 2	0 1 0 0 0 0 0	0 0 0 0 0 0 0	1 0 0 0 0 0 0
Inning Stats	R: 0 E: 0 K: 1 S: 11 H: 1 LOB: 2 BB: 1 P: 22	R: 2 E: 0 K: 0 S: 14 H: 3 LOB: 1 BB: 1 P: 23	R: 0 E: 0 K: 1 S: 9 H: 0 LOB: 0 BB: 0 P: 13	R: 2 E: 0 K: 1 S: 16 H: 3 LOB: 2 BB: 1 P: 28	R: 1 E: 0 K: 1 S: 11 H: 1 LOB: 0 BB: 0 P: 16	R: 0 E: 0 K: 2 S: 11 H: 1 LOB: 1 BB: 0 P: 14	R: 0 E: 0 K: 0 S: 6 H: 1 LOB: 0 BB: 0 P: 10	R: 3 E: 0 K: 0 S: 13 H: 2 LOB: 0 BB: 1 P: 21		1B: 6 2B: 3 3B: 0 HR: 3	SF: 0 SAC: 0 DP: 2 HBP: 0			WP: 1 PB: 0 SB: 1 CS: 0	PA: 38	

PITCHER		IP	WLS	BF	H	R	ER	SO	BB	IBB	HBP	BLK	WP	HR	S	P	ERA	WHIP
45 Ian Snell, R ERA: 6.14	(1, 1)	4.0		21	7	4	4	3	3	0	0	0	1	0	50	86	9.00	2.500
48 T.J. Beam, R ERA: 4.73	(5, 1)	2.0		8	2	1	1	3	0	0	0	0	0	1	22	30	4.50	1.000
38 Craig Hansen, R ERA: 5.57	(7, 1)	1.2	L	6	1	1	1	0	1	0	0	0	0	0	12	22	5.40	1.200
17 Sean Burnett, L ERA: 4.71	(8, 1)	0.1		3	2	2	2	0	0	0	0	0	0	2	7	9	54.00	6.000

PITCHER	IP	WLS	BF	H	R	ER	SO	BB	IBB	HBP	BLK	WP	HR	S	P	ERA	WHIP

BOTTOM

Pittsburgh Pirates @ Chicago Cubs

Wrigley Field, Chicago, IL

Sun Aug 03 2008, 1:20 PM CDT

Att. 41,200 - Sunny - 74 F

livebaseballscorecards.com

AB	34
R	8
H	12
RBI	7
BB	4
SO	6
LOB	12

Batter	1	2	3	4	5	6	7	8	9	AB	R	H	RBI	BB	SO	LOB
3 Kazuo Matsui, S (1, 4) OBP: 0.343, SLG: 0.397	X SI 90 0-0 ① G3-1		C SI 90 S FF 93 B FF 92 B FS 80 C FS 83 2-3 ② K		C FF 90 F FF 92 F FS 82 F SL 85 F SL 87 B FF 93 F FF 92 X SL 86 1-2 ① G1-3		C FF 90 S SL 80 S CH 88 0-3 ③ K			4	0	0	0	0	2	0
10 Miguel Tejada, R (1, 6) OBP: 0.317, SLG: 0.417	B FF 91 C FF 92 F FF 91 X FF 93 1-2 17 F8 45 E 1B		B SL 86 S FF 91 X SL 86 1-1 ③ G6-3		X SI 92 0-0 ② B1-3			C FF 90 X FF 91 0-1 ① L3		4	1	1	0	0	0	0
17 Lance Berkman, S (1, 3) OBP: 0.434, SLG: 0.603	S SL 85 1 SAFE X FC 87 0-1 ② F8 1-2			B FF 92 B SI 92 C SI 93 F FC 82 C FS 83 2-3 ① K	C FS 83 B FS 85 S SI 93 B SI 93 F SL 86 S SL 87 2-3 ③ K			S SL 86 X FF 90 0-1 ② G5-3		4	0	0	0	0	2	1
45 Carlos Lee, R (1, 7) OBP: 0.354, SLG: 0.543	D SL 87 F SI 93 X FF 92 1-1 E9 2-H 1B			B SI 93 B FS 83 C SL 86 B SL 86 X SI 93 3-1 9 1B 1B 55 BB 1B		S FF 88 B SL 78 C FF 90 F FF 92 F FF 90 B FF 91 F FF 91 F SL 81 S SL 82 2-3 ① K		B FF 91 C SL 86 C SL 87 S FF 92 1-3 ③ K		4	1	2	1	0	2	0
9 Hunter Pence, R (1, 9) OBP: 0.315, SLG: 0.449	X SI 91 0-0 ③ L8			S SL 86 X SL 85 0-1 55 BB 1B 1-2 1B		X SL 80 0-0 ② P4				3	0	1	0	0	0	1
Ty Wigginton, R (1, 5) OBP: 0.358, SLG: 0.466		C SL 85 S SL 86 B SL 87 S FS 83 1-3 ① K2-3		X FS 83 0-0 55 BB 1-2 2-3 1B		C FF 91 B FF 92 B FF 91 S SL 81 B FF 93 B SL 79 4-2 2 FC6 BB				2	0	1	0	1	1	0
2 Darin Erstad, L (1, 8) OBP: 0.308, SLG: 0.366		B FF 92 C FS 82 C FS 83 B FS 84 S SL 87 2-3 ② K		F SI 92 F FF 92 S SI 93 0-3 ② K		C FF 90 X CH 88 0-1 ③ FC6 1-2f				3	0	0	0	0	2	4
55 Humberto Quintero, R (1, 2) OBP: 0.215, SLG: 0.250		B SI 92 S SL 88 B SL 88 F SI 93 F FF 93 X SL 86 2-2 ③ F9		B SL 87 D FC 88 B SI 94 B FF 92 4-0 1-2 2-3 3-H BB			F FF 88 S SL 78 F SL 79 F FF 90 F SL 80 B FF 90 F FF 92 B FF 93 F FF 91 2-3 S SL 81 K			2	0	0	1	1	1	0
38 Brian Moehler, R (1, 1)			C FF 92 X FF 92 0-1 ① G6-3	B SL 86 C SI 93 S SL 87 S SL 87 1-3 ③ K			B SL 79 X FF 89 1-0 ② G4-3			2	0	0	0	0	1	3
48 Tim Byrdak, L (6, 1) OBP: 0.200, SLG: 0.200										0	0	0	0	0	0	0
David Newhan, L (7, PH) OBP: 0.257, SLG: 0.333										1	0	0	0	0	0	0
29 Geoff Geary, R (7, 1)										0	0	0	0	0	0	0
22 LaTroy Hawkins, R (8, 1)										0	0	0	0	0	0	0
Inning Stats	R: 1 E: 1 K: 0 S: 9 H: 2 LOB: 1 BB: 0 P: 11	R: 0 E: 0 K: 2 S: 10 H: 0 LOB: 0 BB: 0 P: 15	R: 0 E: 0 K: 1 S: 7 H: 0 LOB: 0 BB: 0 P: 10	R: 1 E: 0 K: 3 S: 14 H: 3 LOB: 3 BB: 1 P: 24	R: 0 E: 0 K: 1 S: 12 H: 0 LOB: 0 BB: 0 P: 15	R: 0 E: 0 K: 1 S: 12 H: 0 LOB: 1 BB: 1 P: 18	R: 0 E: 0 K: 2 S: 12 H: 0 LOB: 0 BB: 0 P: 15	R: 0 E: 0 K: 1 S: 7 H: 0 LOB: 0 BB: 0 P: 8		1B: 5 2B: 0 3B: 0 HR: 0	SF: 0 SAC: 0 DP: 0 HBP: 0			WP: 0 PB: 0 SB: 0 CS: 0	PA: 31	

TOP

Houston Astros @ Chicago Cubs

Wrigley Field, Chicago, IL

Mon Aug 04 2008, 6:05 PM CDT

Att. 40,867 - Clear - 78 F

livebaseballscorecards.com

AB	29
R	2
H	5
RBI	2
BB	2
SO	11
LOB	9

PITCHER		IP	WLS	BF	H	R	ER	SO	BB	IBB	HBP	BLK	WP	HR	S	P	ERA	WHIP
46 Ryan Dempster, R ERA: 2.93	(1, 1)	5.0	L	21	5	2	2	7	1	0	0	0	0	0	52	75	3.60	1.200
57 Chad Gaudin, R ERA: 3.26	(6, 1)	2.0		7	0	0	0	3	1	0	0	0	0	0	24	33	0.00	0.500
48 Neal Cotts, L ERA: 3.32	(8, 1)	1.0		3	0	0	0	1	0	0	0	0	0	0	7	8	0.00	0.000

PITCHER	IP	WLS	BF	H	R	ER	SO	BB	IBB	HBP	BLK	WP	HR	S	P	ERA	WHIP

Batter	1	2	3	4	5	6	7	8	9	AB	R	H	RBI	BB	SO	LOB
12 Alfonso Soriano, R (1, 7) OBP: 0.340, SLG: 0.560	X FF 86 0-0 ① F8		C SI 89 S FC 83 D FC 84 S FC 84 1-3 ② K		B SI 88 F FC 83 F SI 90 X FC 85 1-2 ③ G4-3			S SL 88 B SL 88 F FF 93 F SL 89 B SL 89 S FF 94 2-3 ① K		4	0	0	0	0	2	2
17 Mike Fontenot, L (1, 4) (8, 6) OBP: 0.382, SLG: 0.532	C CH 79 B SI 90 X CU 78 1-1 1B		X CH 80 0-0 ③ G3-1			B FF 90 C FF 89 B FF 91 F FF 90 B SL 84 F FF 90 X SL 82 3-2 ① F8		C 0-1		4	0	1	0	0	0	1
Daryle Ward, L (1, 3) OBP: 0.342, SLG: 0.400	S FF 89 F CH 80 F FF 90 F FF 88 1 SAFE F FC 83 S FF 90 0-3 ② K			F FF 87 F CH 79 F FF 88 X CU 80 0-2 ① G5-3		S FF 90 F FF 91 B SL 84 S SL 83 1-3 ② K				3	0	0	0	0	2	1
16 Aramis Ramirez, R (1, 5) OBP: 0.376, SLG: 0.497	X FF 90 0-0 ③ P4			C FF 84 F SI 90 C SI 89 0-3 ② K		F CH 84 B FF 90 B SI 89 F CH 83 F SL 82 F FF 90 B FF 92 B CH 84 4-2 FC5-4 BB				2	0	0	0	1	1	1
Jim Edmonds, L (1, 8) OBP: 0.339, SLG: 0.460		B FF 88 X FF 89 1-0 ① F9		B SI 91 C CH 80 B FF 90 B FF 89 S FF 90 X SI 90 3-2 2B		X SL 81 0-0 ③ FC5-4 1-2f				3	0	1	0	0	0	1
18 Geovany Soto, R (1, 2) OBP: 0.355, SLG: 0.493		B FC 83 X FC 83 1-0 ② G6-3		B FC 84 F FF 85 B FC 83 C FF 87 B SI 90 X FC 83 3-2 ③ G1			X SL 81 0-0 1B			3	0	1	0	0	0	1
1 Kosuke Fukudome, L (1, 9) OBP: 0.379, SLG: 0.410		X FF 88 0-0 ③ G3-1			C SI 89 L SI 89 B FC 83 C FF 88 1-3 ① K		C FF 90 F FF 91 B FF 92 F SL 81 B FF 90 S SL 82 2-3 ① K			3	0	0	0	0	2	1
Ronny Cedeno, R (1, 6) OBP: 0.341, SLG: 0.373 48 Neal Cotts, L (8, 1)			F FF 87 F FC 84 F FF 89 B FC 84 F FF 89 F CU 79 B FF 89 X SI 88 2-2 46 SH3-4 1B		B SI 90 F SI 90 C FC 83 F SI 90 X FC 86 1-2 ② F9		C FF 92 X SI 92 0-1 ② F8			3 0	0 0	1 0	0 0	0 0	0 0	1 0
46 Ryan Dempster, R (1, 1) OBP: 0.208, SLG: 0.217 57 Chad Gaudin, R (6, 1) Mark DeRosa, R (7, PH) OBP: 0.368, SLG: 0.421 (8, 4)			X SI 88 0-0 ① SH3-4 1-2		X SI 90 0-0 1B		B SL 82 C SL 80 B FF 88 X SL 79 2-1 ③ F7			1 0 1	0 0 0	1 0 0	0 0 0	0 0 0	0 0 1	0 0 1
Inning Stats	R: 0 E: 0 K: 1 S: 10 H: 1 LOB: 1 BB: 0 P: 11	R: 0 E: 0 K: 0 S: 3 H: 0 LOB: 0 BB: 0 P: 5	R: 0 E: 0 K: 1 S: 11 H: 1 LOB: 1 BB: 0 P: 14	R: 0 E: 0 K: 1 S: 13 H: 1 LOB: 1 BB: 0 P: 19	R: 0 E: 0 K: 1 S: 11 H: 1 LOB: 1 BB: 0 P: 14	R: 0 E: 0 K: 1 S: 12 H: 0 LOB: 1 BB: 1 P: 20	R: 0 E: 0 K: 1 S: 9 H: 1 LOB: 1 BB: 0 P: 13	R: 0 E: 0 K: 1 S: 5 H: 0 LOB: 0 BB: 0 P: 7		1B: 4 2B: 1 3B: 0 HR: 0 SF: 0 SAC: 1 DP: 0 HBP: 0						

PITCHER		IP	WLS	BF	H	R	ER	SO	BB	IBB	HBP	BLK	WP	HR	S	P	ERA	WHIP
38 Brian Moehler, R ERA: 4.01	(1, 1)	5.0	W	19	4	0	0	4	0	0	0	0	0	0	48	63	0.00	0.800
48 Tim Byrdak, L ERA: 2.65	(6, 1)	1.0	H	4	0	0	0	1	1	0	0	0	0	0	12	20	0.00	1.000
29 Geoff Geary, R ERA: 2.5	(7, 1)	1.0	H	4	1	0	0	1	0	0	0	0	0	0	9	13	0.00	1.000
22 LaTroy Hawkins, R ERA: 5.57	(8, 1)	0.1	S	2	0	0	0	1	0	0	0	0	0	0	5	7	0.00	0.000

PITCHER	IP	WLS	BF	H	R	ER	SO	BB	IBB	HBP	BLK	WP	HR	S	P	ERA	WHIP

BOTTOM

Houston Astros @ Chicago Cubs

Wrigley Field, Chicago, IL

Mon Aug 04 2008, 6:05 PM CDT

Att. 40,867 - Clear - 78 F

livebaseballscorecards.com

AB	27
R	0
H	5
RBI	0
BB	1
SO	7
LOB	10

Batter	1	2	3	4	5	6	7	8	9	AB	R	H	RBI	BB	SO	LOB
3 Kazuo Matsui, S (1, 4) OBP: 0.344, SLG: 0.404	C FF 89 X FF 90 0-1 G4-3		C SL 84 B SL 85 F FF 92 X FF 94 1-2 F9		B FF 90 B FF 90 X FF 93 2-0 1-H 3B		C SI 92 X SL 84 0-1 10 G1-3 45 HR 1B		C FF 96 B SL 84 B SL 82 F FF 95 F FF 96 X SL 82 2-2 P6	5	1	2	1	0	0	0
10 Miguel Tejada, R (1, 6) OBP: 0.313, SLG: 0.412	X FF 91 0-0 F9		C FF 91 F FF 92 F SL 85 F SL 86 F FF 94 X SL 87 0-2 G5-3		B FF 94 T FF 93 B FF 94 B SL 84 S SL 86 S SL 87 3-3 K2-3		C FF 93 X SI 93 0-1 G1-3 1-2		C FF 96 B FF 96 F SL 83 F FF 94 X FF 96 1-2 P3	5	0	0	0	0	1	2
9 Hunter Pence, R (1, 9) OBP: 0.314, SLG: 0.446	C SL 85 C FF 92 S FF 95 0-3 K			X FF 90 0-0 F9		B SL 83 B SL 85 S FF 92 X FF 91 2-1 27 HR 1B	S SL 85 B SL 86 C SI 93 F SI 93 B SL 83 B SL 85 S SL 84 3-3 K		F FF 96 C FF 96 B SL 84 S FF 95 1-3 K	5	1	1	0	0	3	1
45 Carlos Lee, R (1, 7) OBP: 0.353, SLG: 0.547		B FF 90 S CH 84 F FF 92 F FF 94 X FF 87 1-2 G5-3		B FF 91 F FF 91 C FF 93 B CH 85 F FF 96 S CH 85 2-3 K		B SL 84 X FF 90 1-0 P4	X SI 92 0-0 2-H HR			4	1	1	2	0	1	1
27 Geoff Blum, S (1, 3) OBP: 0.266, SLG: 0.408 26 Doug Brocail, L (7, 1)		B SL 83 S SL 85 X FF 90 1-1 2 1B CS 1B		C SL 85 F FF 92 F SL 87 S SL 87 0-3 K		1 SAFE X FF 89 0-0 1-H HR	F SL 84 S SL 85 S SL 85 0-3 K			4 0	2 0	2 0	2 0	0 0	2 0	0 0
Ty Wigginton, R (1, 5) OBP: 0.357, SLG: 0.475		B FF 91 F FF 90 B SL 84 B SL 84 F FF 93 F SL 87 F CH 86 1 SAFE S FF 96 3-3 K2 1-2			B SL 81 C FF 90 B FF 91 X FF 92 2-1 HR	B SL 85 B SL 85 F FF 94 X SL 86 2-1 G6-3		F FF 95 X FF 95 0-1 F8		4	1	1	1	0	1	1
2 Darin Erstad, L (1, 8) OBP: 0.322, SLG: 0.379		S FF 90 X SL 85 0-1 2-H 1B			M FF 92 X FF 93 0-1 3 3B 1B	F FF 93 F FF 94 X FF 94 0-2 55 BB 1B		C FF 94 X SL 89 0-1 1B		4	1	4	1	0	0	0
55 Humberto Quintero, R (1, 2) OBP: 0.217, SLG: 0.239		S FF 92 F FF 92 T FF 95 0-2 K			C FF 90 S CH 85 F SL 85 B FF 94 T FF 93 1-2 K	B FF 92 B SL 87 B FF 92 C FF 92 B FF 93 4-1 FC6-4 1-2 BB		X FF 94 0-0 F9		3	0	0	0	1	2	3
51 Wandy Rodriguez, S (1, 1) OBP: 0.097, SLG: 0.097 Mark Loretta, R (6, PH) OBP: 0.338, SLG: 0.402 43 Chris Sampson, R (6, 1) OBP: 0.182, SLG: 0.143 53 Wesley Wright, R (7, 1) 17 Lance Berkman, S (7, 3) OBP: 0.433, SLG: 0.601			B FF 89 C FF 91 X FF 91 1-1 G6-3		L FF 93 L FF 92 1 SAFE L FF 93 0-3 K	C SI 93 X SI 94 0-1 1-2f FC6-4		B CU 81 X FF 95 1-0 L8		2 1 0 0 1	0 0 0 0 0	0 0 0 0 0	0 0 0 0 0	1 0 0 0 0	1 0 0 0 0	1 2 0 0 1
Inning Stats	R: 0 E: 0 K: 1 S: 6 H: 0 LOB: 0 BB: 0 P: 6	R: 1 E: 0 K: 2 S: 16 H: 2 LOB: 1 BB: 0 P: 21	R: 0 E: 0 K: 0 S: 11 H: 0 LOB: 0 BB: 0 P: 13	R: 0 E: 0 K: 2 S: 9 H: 0 LOB: 0 BB: 0 P: 11	R: 2 E: 0 K: 3 S: 15 H: 3 LOB: 1 BB: 0 P: 23	R: 2 E: 0 K: 0 S: 12 H: 3 LOB: 2 BB: 1 P: 21	R: 2 E: 0 K: 2 S: 12 H: 2 LOB: 0 BB: 0 P: 15	R: 0 E: 0 K: 0 S: 6 H: 1 LOB: 1 BB: 0 P: 7	R: 0 E: 0 K: 1 S: 11 H: 0 LOB: 0 BB: 0 P: 15	1B: 7 2B: 0 3B: 1 HR: 3 SF: 0 SAC: 0 DP: 0 HBP: 0						

PITCHER	IP	WLS	BF	H	R	ER	SO	BB	IBB	HBP	BLK	WP	HR	S	P	ERA	WHIP
40 Rich Harden, R (1, 1) ERA: 2.27	5.2		26	8	5	4	8	1	0	0	0	0	2	67	93	6.35	1.588
Bob Howry, R (6, 1) ERA: 5.3	1.1	W	6	2	2	2	2	0	0	0	0	0	1	14	17	13.50	1.500
Kerry Wood, R (8, 1) ERA: 2.96	1.0		4	1	0	0	0	0	0	0	0	0	0	6	7	0.00	1.000
49 Carlos Marmol, R (9, 1) ERA: 3.03	1.0		3	0	0	0	1	0	0	0	0	0	0	11	15	0.00	0.000

PITCHER	IP	WLS	BF	H	R	ER	SO	BB	IBB	HBP	BLK	WP	HR	S	P	ERA	WHIP

Houston Astros @ Chicago Cubs

Wrigley Field, Chicago, IL

Tue Aug 05 2008, 1:20 PM CDT

Att. 40,416 - Partly Cloudy - 83 F

TOP

livebaseballscorecards.com

AB	38
R	7
H	11
RBI	7
BB	1
SO	11
LOB	12

Houston Astros @ Chicago Cubs

Wrigley Field, Chicago, IL

Tue Aug 05 2008, 1:20 PM CDT

Att. 40,416 - Partly Cloudy - 83 F

livebaseballscorecards.com

BOTTOM

Batter	1	2	3	4	5	6	7	8	9	AB	R	H	RBI	BB	SO	LOB
12 Alfonso Soriano, R (1, 7) OBP: 0.344, SLG: 0.575	C FF 89 X FF 89 0-1 F8	B CU 70 B FC 87 S CH 82 X CH 83 2-1 16 BB, 25 1B, 9 SF8, 1-2, 3-H, 1B	B FF 90 X FF 89 1-0 F7			S SL 81 X FF 88 0-1 2 1B, 2B	F FF 89 C FC 86 B FF 92 X FC 90 1-2, 1-H, 2-H, HR			5	2	3	4	0	0	0
2 Ryan Theriot, R (1, 6) OBP: 0.393, SLG: 0.375	B FF 89 B FF 90 B FF 88 B FF 88 4-0 25 2B, 2B, BB	B FF 86 L CU 73 X CU 74 1-1 B1		B FF 88 X FF 89 1-0 G4-3		C SL 80 B FF 90 X SL 81 1-1 16 G6-4-3, 2-3, 1B	B SI 92 B SI 92 C FF 91 B FF 92 B SI 92 4-1 25 S, 25 1B, BB			3	2	1	0	2	0	2
25 Derrek Lee, R (1, 3) OBP: 0.359, SLG: 0.485	C FF 87 B CH 82 B FF 88 X CH 83 2-1 1-3, 2B, 2B	B FF 88 C CH 84 X CH 83 1-1 16 BB, 1-2, 2-3, 1B		C FF 89 B FF 88 C FF 88 B FF 90 X CU 77 2-2 16 1B, 1B		F FF 89 B SL 81 X FF 88 1-1 F9	B FC 89 T FF 91 B FC 88 B SI 94 X FC 88 3-1 1-H, 1B			5	2	4	1	0	0	2
16 Aramis Ramirez, R (1, 5) OBP: 0.376, SLG: 0.495	X CH 84 0-0 G1-3	B CU 75 B FF 89 B CH 83 B FC 88 4-0 1B, 1-2, 2-3, 3-H, BB		B FF 90 C CH 83 B FF 90 X FF 89 2-1 1-2, 1B		1 SAFE X FF 88 0-0 G6-4-3, 1-2f	B SI 93 B FC 89 F FC 90 B FF 93 C FC 88 X FF 93 3-2 P4			4	0	1	1	1	0	5
9 Reed Johnson, R (1, 8) OBP: 0.360, SLG: 0.438	H FF 88 1-0 2B, HBP	X FF 90 0-0 SF8, 3-H		C CU 75 F CU 74 X FC 89 0-2 F4			C SL 79 S CU 78 B SL 80 B FF 90 B CU 78 X FF 90 3-2 2B, 1 SF8, 1B	C FF 88 B CU 77 C CU 77 S FF 91 1-3 K		3	1	1	1	0	1	2
Mark DeRosa, R (1, 4) OBP: 0.371, SLG: 0.429	B CH 83 C CU 75 F CU 75 B FF 90 X CU 75 2-2 1-3, 2-H, 3-H, 2B	D CU 76 C CH 83 X CH 83 1-1 1-2, 2-H, 1B		X FF 89 0-0 P4			C SL 80 C FF 88 1 SAFE B FF 88 B SL 82 X SL 81 2-2 12 HR, 1-3, 2B	F FC 90 X SI 92 0-1 G6-3		5	1	3	3	0	0	2
1 Kosuke Fukudome, L (1, 9) OBP: 0.374, SLG: 0.406	C CU 76 S CU 75 D CU 76 X FF 89 1-2 F7	S CU 74 F FF 88 X CU 76 0-2 F7			B FC 89 X CU 75 1-0 F9		X FF 90 0-0 SF8, 3-H	C FC 89 B CU 79 C CU 77 C FF 93 1-3 K		4	0	0	1	0	1	4
Henry Blanco, R (1, 2) OBP: 0.325, SLG: 0.392 Daryle Ward, L (7, PH) OBP: 0.351, SLG: 0.400 Jason Marquis, L (7, PR) OBP: 0.233, SLG: 0.225 Kerry Wood, R (8, 1) 49 Carlos Marmol, R (9, 1)		C FC 87 F FF 88 X CU 71 0-2 40 1B, 12 1B, 2B	C FF 87 C FF 90 B FF 89 B FF 90 F FF 90 B CU 77 X FF 90 3-2 G6-3		C FF 89 X FF 90 0-1 F7		I IN 61 I IN 60 I IN 66 I IN 67 4-0 12 HR, IBB			3 0 0 0 0	1 0 1 0 0	1 0 0 0 0	0 0 0 0 0	0 1 0 0 0	0 0 0 0 0	0 0 0 0 0
40 Rich Harden, L (1, 1) OBP: 0.133, SLG: 0.133 Bob Howry, L (6, 1) 17 Mike Fontenot, L (7, PH) OBP: 0.382, SLG: 0.532 18 Geovany Soto, R (7, PH) OBP: 0.354, SLG: 0.492 (8, 2)		X FF 88 0-0 25 1B, 12 1B, 16 BB, 2-3, 1B	B FF 89 B FF 89 X FF 88 2-0 F8		F FF 90 F CU 75 F CU 77 S FF 91 0-3 K		B FF 91 C FF 92 B FF 92 F FF 92 F SL 85 F FF 92 S SL 85 2-3 K			3 0 0 1	1 0 0 0	1 0 0 0	0 0 0 0	0 0 0 1	1 0 0 2	0 0 0 2
Inning Stats	R: 2 E: 0 K: 0 S: 11 H: 2 LOB: 2 BB: 1 P: 21	R: 4 E: 0 K: 0 S: 16 H: 5 LOB: 2 BB: 1 P: 25	R: 0 E: 0 K: 0 S: 6 H: 0 LOB: 0 BB: 0 P: 12	R: 0 E: 0 K: 0 S: 10 H: 2 LOB: 2 BB: 0 P: 15	R: 0 E: 0 K: 1 S: 7 H: 0 LOB: 0 BB: 0 P: 8	R: 0 E: 0 K: 0 S: 7 H: 2 LOB: 1 BB: 0 P: 9	R: 5 E: 0 K: 1 S: 21 H: 4 LOB: 1 BB: 2 P: 43	R: 0 E: 0 K: 2 S: 8 H: 0 LOB: 0 BB: 0 P: 10		1B: 9 2B: 5 3B: 0 HR: 1 SF: 2 SAC: 0 DP: 1 HBP: 1					WP: 0 PB: 0 SB: 1 CS: 0 PA: 43	

	AB	36
	R	11
	H	15
	RBI	11
	BB	4
	SO	4
	LOB	19

PITCHER	IP	WLS	BF	H	R	ER	SO	BB	IBB	HBP	BLK	WP	HR	S	P	ERA	WHIP
51 Wandy Rodriguez, L (1, 1) ERA: 3.98	5.0		27	9	6	6	1	2	0	1	0	0	0	50	81	10.80	2.200
43 Chris Sampson, R (6, 1) ERA: 4.48	1.1	L	8	4	3	3	0	0	1	0	0	0	0	14	25	20.25	3.000
53 Wesley Wright, L (7, 1) ERA: 4.35	0.1		1	0	0	0	1	0	0	0	0	0	0	5	7	0.00	0.000
26 Doug Brocail, R (7, 1) ERA: 4.13	1.1		7	2	2	2	2	1	0	0	0	0	1	17	30	13.50	2.250

PITCHER	IP	WLS	BF	H	R	ER	SO	BB	IBB	HBP	BLK	WP	HR	S	P	ERA	WHIP

Batter	1	2	3	4	5	6	7	8	9	AB	R	H	RBI	BB	SO	LOB
3 Kazuo Matsui, S (1, 4) OBP: 0.345, SLG: 0.405	B SI 90 C SI 90 X SI 88 1-1 P5 ①		C SL 88 B SI 91 X SL 81 1-1 17 1B 2B	B SI 92 C SI 89 X CH 86 1-1 FC3 1-2 2-3			B SI 89 B SI 90 F SI 89 B SI 90 F SI 88 B SI 88 4-2 9 FC4-6 BB		B FF 94 X SI 94 1-0 F7 ③	4	1	1	0	1	0	2
9 Hunter Pence, R (1, 9) OBP: 0.314, SLG: 0.443	X SI 92 0-0 F9 ②		D SL 84 B SI 92 B SI 92 C SI 92 C SI 93 B SL 86 4-2 17 1B 45 HR BB	S SI 92 S SI 92 X SI 88 0-2 F8 ③			X SI 90 0-0 FC4-6 17 G4-3 1-2f ①			3	1	0	0	1	0	4
17 Lance Berkman, S (1, 3) OBP: 0.432, SLG: 0.597	C SI 91 X SI 89 0-1 G4-3 ③		F SI 92 B SI 89 C SI 92 B CH 86 X SI 92 2-2 45 HR 1-3 2-H 1B		S CH 82 C SI 90 B SL 84 B SL 85 B SI 92 X SL 84 3-2 G4-3 ①		F SL 87 B CU 73 X CU 73 1-1 G4-3 1-2 ②			4	1	1	1	0	0	1
45 Carlos Lee, R (1, 7) OBP: 0.353, SLG: 0.551 22 LaTroy Hawkins, R (8, 1)		C SI 90 B SI 88 B SL 81 B SI 90 S SL 82 X SL 83 3-2 G5-3 ①	C SI 93 C SI 93 X SI 92 0-2 1-H 3-H HR		B SI 92 C SI 92 F SI 91 X CH 85 1-2 G5-3 ②		C SI 86 F SL 87 X CU 74 0-2 P6 ③			4 0	1 0	1 0	3 0	0 0	0 0	1 0
27 Geoff Blum, S (1, 6) OBP: 0.261, SLG: 0.400		C CH 83 B SL 79 S SL 80 F CH 83 B SL 84 F SL 80 X SI 91 2-2 G5-3 ②	X CH 85 0-0 G3-1 ③		B CH 84 C SI 90 F CH 84 X SL 84 1-2 G4-3 ③			C SL 87 B SL 85 F CU 72 B FF 91 C CU 73 2-3 K ①		4	0	0	0	0	1	0
Ty Wigginton, R (1, 5) OBP: 0.362, SLG: 0.483		C SI 92 X SL 80 0-1 2B	C SI 91 X SL 87 0-1 2 FC4 1B		X SI 89 0-0 P3 ①			C SL 88 B CU 73 X SL 88 1-1 2 L3 1B		4	0	3	0	0	0	0
2 Darin Erstad, L (1, 8) OBP: 0.316, SLG: 0.371		B SL 87 B CH 82 B SI 89 C SI 90 F SL 86 X CH 84 3-2 G1-3 ③		C SI 91 F SI 90 B CH 86 B SI 92 X CH 85 2-2 FC4 3 FC3 55 1B 1-2f ①	C SI 90 F SI 88 F SL 84 B SI 90 T SI 91 1-2 K ②		F SI 89 B SL 87 S FF 88 X CU 72 1-2 L3 1-1 ②③		4	0	0	0	0	1	3
55 Humberto Quintero, R (1, 2) OBP: 0.219, SLG: 0.239			L SI 90 X SL 83 0-1 F9 ①	D SI 92 B SI 92 F SI 92 X SI 91 2-1 3 FC3 1-2 1B	X SL 85 0-0 E5				F FF 93 B SL 80 B SI 94 X FF 93 2-1 G4-3 ①	4	0	1	0	0	0	0
41 Brandon Backe, R (1, 1) OBP: 0.350, SLG: 0.514 48 Tim Byrdak, L (4, 1) OBP: 0.167, SLG: 0.167 David Newhan, L (8, 7) OBP: 0.250, SLG: 0.324			C SL 83 B SI 91 C SI 92 B SI 91 F SI 91 B SI 91 X SI 91 3-2 G5-3 ②	B SI 92 C SI 92 C SL 85 B SI 92 S SL 84 2-3 K ②	S SI 89 S SI 89 S CH 84 0-3 K ③				C SL 81 S FS 84 F SI 95 B FS 84 F FS 86 B FF 95 S FF 95 2-3 K ②	2 1 1	0 0 0	0 0 0	0 0 0	1 1 1	2 1 0	2 1 0
Inning Stats	R: 0 E: 0 K: 0 S: 5 H: 0 LOB: 0 BB: 0 P: 6	R: 0 E: 0 K: 0 S: 13 H: 1 LOB: 1 BB: 0 P: 21	R: 4 E: 0 K: 0 S: 17 H: 3 LOB: 0 BB: 1 P: 27	R: 0 E: 0 K: 1 S: 15 H: 2 LOB: 3 BB: 0 P: 22	R: 0 E: 0 K: 0 S: 9 H: 0 LOB: 0 BB: 0 P: 14	R: 0 E: 1 K: 2 S: 9 H: 0 LOB: 1 BB: 0 P: 10	R: 0 E: 0 K: 0 S: 8 H: 0 LOB: 1 BB: 1 P: 13	R: 0 E: 0 K: 1 S: 8 H: 1 LOB: 0 BB: 0 P: 12	R: 0 E: 0 K: 1 S: 8 H: 0 LOB: 0 BB: 0 P: 13	1B: 4 2B: 3 3B: 0 HR: 1 SF: 0 SAC: 0 DP: 1 HBP: 0						

PITCHER	IP	WLS	BF	H	R	ER	SO	BB	IBB	HBP	BLK	WP	HR	S	P	ERA	WHIP
Jason Marquis, R (1, 1) ERA: 4.73	6.1	W	29	6	4	4	3	2	0	0	0	0	1	71	107	5.68	1.263
45 Sean Marshall, L (7, 1) ERA: 3.93	1.2		5	1	0	0	1	0	0	0	0	0	0	13	18	0.00	0.600
29 Jeff Samardzija, R (9, 1) ERA: 1.93	1.0		3	0	0	0	1	0	0	0	0	0	0	8	13	0.00	0.000

PITCHER	IP	WLS	BF	H	R	ER	SO	BB	IBB	HBP	BLK	WP	HR	S	P	ERA	WHIP

Houston Astros @ Chicago Cubs

Wrigley Field, Chicago, IL

Wed Aug 06 2008, 1:20 PM CDT

Att. 41,107 - Partly Cloudy - 79 F

TOP

livebaseballscorecards.com

AB	35
R	4
H	7
RBI	4
BB	2
SO	5
LOB	14

BOTTOM

Batter	1	2	3	4	5	6	7	8	9	AB	R	H	RBI	BB	SO	LOB
12 Alfonso Soriano, R (1, 7) OBP: 0.345, SLG: 0.583	S SL 81 X SI 90 0-1 ① G5-3		P4 X SL 83 0-0 2-H 3-H HR		X CH 86 0-0 2 G5-3 1B		S CH 82 F SL 84 B FF 91 F SL 84 S FF 93 1-3 ② K			5	1	2	3	0	1	1
2 Ryan Theriot, R (1, 6) OBP: 0.392, SLG: 0.374 Ronny Cedeno, R (7, 6) OBP: 0.339, SLG: 0.370	C FF 89 S FC 87 X FC 87 0-2 ② L4		C CU 76 0-1 X FC 87 16 BB BB HR 1B B FC 89 3-1 ③ G1-3		B CH 82 F SI 89 C SI 89 F CH 83 B FF 90 X SL 82 2-2 ① G5-3 1-2		B F SI 91 F SL 85 C FF 92 1-3 ③ K			4 1	1 0	1 0	0 0	0 1	0 1	1 1
25 Derrek Lee, R (1, 3) OBP: 0.357, SLG: 0.481	C FF 91 C CU 72 F FC 89 B FF 90 B SL 83 X SL 82 2-2 ③ G1-3		B FC 88 C CU 75 F CH 77 1 SAFE F FC 88 X SL 82 1-2 ② F9	B FF 91 B FC 87 T FC 88 B FF 90 B FF 92 4-1 F8 16 1B 1 1B BB	B CH 84 C SI 90 C CH 84 F FF 91 B SL 80 S FF 90 2-3 ② K			C FF 95 S FF 94 B FF 96 C FF 96 1-3 ① K		4	1	0	0	1	2	2
16 Aramis Ramirez, R (1, 5) OBP: 0.377, SLG: 0.494 17 Mike Fontenot, L (8, PH) OBP: 0.380, SLG: 0.529 (9, 4)		F SL 81 B FF 89 B FF 91 B FC 86 X FC 88 3-1 ① F9	1 SAFE C SL 80 D CU 70 B FC 86 1 SAFE B CU 76 B FF 91 4-1 BB HR 1-2 BB	B FC 89 C SI 92 F CH 79 B FF 90 X SL 82 2-2 1 1B BB 18 SF8 1-2 1B	C CH 83 B FF 91 X SI 90 1-1 ③ G4-3			S FF 94 B FF 94 C CU 81 S FF 95 1-3 ② K		3 1	2 0	1 0	0 0	1 0	0 1	1 0
Jim Edmonds, L (1, 8) OBP: 0.341, SLG: 0.463 45 Sean Marshall, L (7, 1) OBP: 0.500, SLG: 0.500 Daryle Ward, L (8, PH) OBP: 0.346, SLG: 0.394 29 Jeff Samardzija, R (9, 1)		X SI 90 0-0 2B 2B	T FC 86 B CH 82 B FF 92 B FC 88 B FC 87 4-1 HR 1-2 2-3 BB	X SI 91 0-0 ① F8 2-3		S FF 88 B SL 75 B SL 81 S FF 90 C FF 90 2-3 ① K		C FF 94 F FF 95 F SL 89 B FF 94 S CU 80 1-3 ③ K		3 0 1 0	2 0 0 0	1 0 0 0	0 0 0 0	1 0 1 0	1 0 0 0	2 0 0 0
Mark DeRosa, R (1, 4) OBP: 0.374, SLG: 0.441 (9, 5)		C CU 76 X FF 90 0-1 2-H 2B	B CU 77 C SL 83 X CU 74 1-1 1-H 2-H 3-H HR	S SL 82 S SL 84 B FC 87 B FC 88 B FF 92 F SL 83 B FC 89 4-2 1 1B 1-2 BB		F SI 91 C SI 91 X CH 82 0-2 ② G4-3				3	1	2	5	1	0	0
1 Kosuke Fukudome, L (1, 9) OBP: 0.376, SLG: 0.409		B SL 81 B CH 81 C SL 82 S FC 86 F CH 81 X FC 88 2-2 ② F9	B FF 92 C FF 92 X SL 83 1-1 2B 2B	F SL 83 B SL 83 S FC 88 X SL 83 1-2 1-2 2-3 3-H 1B		C SL 82 C CH 82 B SL 84 B SL 83 X SL 80 2-2 ③ F8				4	1	2	1	0	0	1
18 Geovany Soto, R (1, 2) OBP: 0.355, SLG: 0.491		B SL 82 B SL 82 B FC 86 C FC 88 S SL 84 F SL 83 F FF 90 B SL 84 4-2 BB	I IN 62 I IN 66 I IN 64 I IN 62 4-0 2B 12 HR IBB	D CH 82 X CH 83 1-0 ② SF8 3-H			B SI 89 X SI 88 1-0 ① G1-3			1	1	0	1	2	0	0
Jason Marquis, L (1, 1) OBP: 0.239, SLG: 0.256 9 Reed Johnson, R (7, 8) OBP: 0.363, SLG: 0.444		F CH 82 F FC 88 X SL 83 0-2 ③ P3	X SL 84 0-0 12 HR 1-3 2-H 2B	X SL 80 0-0 ③ F7			B SI 91 S SI 89 B SL 82 T FF 88 X CH 84 2-2 2B			3 1	1 0	1 1	1 0	0 0	0 0	4 0
Inning Stats	R: 0 E: 0 K: 0 S: 9 H: 0 LOB: 0 BB: 0 P: 11	R: 1 E: 0 K: 0 S: 16 H: 2 LOB: 2 BB: 1 P: 25	R: 8 E: 0 K: 0 S: 20 H: 5 LOB: 0 BB: 3 P: 41	R: 2 E: 0 K: 0 S: 13 H: 2 LOB: 2 BB: 2 P: 25	R: 0 E: 0 K: 1 S: 11 H: 1 LOB: 1 BB: 0 P: 16	R: 0 E: 0 K: 1 S: 9 H: 0 LOB: 0 BB: 0 P: 13	R: 0 E: 0 K: 2 S: 11 H: 1 LOB: 1 BB: 0 P: 16	R: 0 E: 0 K: 3 S: 10 H: 0 LOB: 0 BB: 0 P: 13		1B: 4 2B: 5 3B: 0 HR: 2 SF: 1 SAC: 0 DP: 0 HBP: 0				WP: 0 PB: 0 SB: 0 CS: 0 PA: 41	

PITCHER		IP	WLS	BF	H	R	ER	SO	BB	IBB	HBP	BLK	WP	HR	S	P	ERA	WHIP
41 Brandon Backe, R ERA: 5.35	(1, 1)	3.1	L	25	9	11	11	0	5	1	0	0	0	2	56	99	29.70	4.200
48 Tim Byrdak, L ERA: 2.41	(4, 1)	3.2		13	2	0	0	4	0	0	0	0	0	0	33	48	0.00	0.545
22 LaTroy Hawkins, R ERA: 5.44	(8, 1)	1.0		3	0	0	0	3	0	0	0	0	0	0	10	13	0.00	0.000

PITCHER	IP	WLS	BF	H	R	ER	SO	BB	IBB	HBP	BLK	WP	HR	S	P	ERA	WHIP

Houston Astros @ Chicago Cubs

Wrigley Field, Chicago, IL

Wed Aug 06 2008, 1:20 PM CDT

Att. 41,107 - Partly Cloudy - 79 F

livebaseballscorecards.com

AB	34
R	11
H	11
RBI	11
BB	6
SO	7
LOB	13

St. Louis Cardinals @ Chicago Cubs

Wrigley Field, Chicago, IL

Fri Aug 08 2008, 1:20 PM CDT

Att. 41,539 - Sunny - 72 F

livebaseballscorecards.com

Batter	1	2	3	4	5	6	7	8	9	10	11	AB	R	H	RBI	BB	SO	LOB
62 Joe Mather, R (1, 7) OBP: 0.312, SLG: 0.470	S FF 87 X CH 76 0-1 ① G5-3		F FF 87 F FF 89 X CU 73 0-2 HR			1 SAFE B FF 88 B CH 77 C FF 90 X SL 85 2-1 G4-3 8 F7-2 1-3 1B		X SL 84 0-0 ① L6		B FF 94 C FF 94 F FF 93 S FS 84 1-3 ① K		5	1	2	1	0	1	0
Adam Kennedy, L (1, 4) OBP: 0.319, SLG: 0.340 31 Ryan Franklin, R (10, 1)	B FF 85 C SL 82 L FF 86 X FF 88 1-2 5 G3 1B		B FF 86 B FF 84 X FF 83 2-0 ③ G4-3			F SL 85 F FF 88 X FF 90 0-2 ① G4-3 2-3 3-H		C SL 83 X FF 85 0-1 5 WP 1B		B FF 93 B FF 94 F FF 94 C SL 82 X FS 85 2-2 ② G6-3		5 0	0 0	2 0	1 0	0 0	0 0	1 0
5 Albert Pujols, R (1, 3) OBP: 0.460, SLG: 0.610	1 SAFE C CU 68 X CH 78 0-1 ② G3 1-2			C CH 78 X CH 78 0-1 ① F7		I IN 64 I IN 62 I IN 60 4-0 47 BB IBB		D FF 66 B SL 83 C SL 84 B FF 86 X SL 84 3-1 ② F9 1-2		C SL 83 C SI 97 B FF 96 F FS 87 B FS 86 X SI 98 2-2 47 CS 1B		4	0	1	0	1	0	2
47 Ryan Ludwick, R (1, 9) OBP: 0.385, SLG: 0.615	C SL 84 B FF 88 F SL 83 S FF 89 1-3 ③ K			C FF 87 X CH 79 0-1 ② F7		B FF 89 1 SAFE C SL 83 B SL 81 B SL 84 B SL 84 4-1 BB 1-2		I I I I 4-0 IBB		D SL 83 C FF 96 1-1 ③ CS 1-2	B SL 84 B SL 83 X SI 92 2-0 ① G6-3	3	0	0	0	2	1	1
8 Troy Glaus, R (1, 5) OBP: 0.367, SLG: 0.476		X SL 80 0-0 ① F8		C FF 90 F FF 91 B SL 86 X SL 84 1-2 ③ F7		B SL 82 X FF 90 1-0 ② ③ F7-2 3-H		B FF 96 B B SL 83 S FF 95 C FF 95 S FF 95 3-3 ③ K			B SI 92 S SI 92 F SI 92 B SI 92 S SI 93 2-3 ② K	5	0	0	0	0	2	5
4 Yadier Molina, R (1, 2) OBP: 0.348, SLG: 0.380		C SL 82 B FF 84 B FF 84 X FF 87 2-1 ② P4			F FF 86 F FF 86 F FF 88 S CH 78 0-3 ① K		X FF 86 0-0 ① F8		B SI 95 C FF 93 X FF 95 1-1 ① G4-3		B SL 85 C SI 92 F SI 93 B SL 85 F SI 92 S SI 93 2-3 ③ K	5	0	0	0	0	2	0
Cesar Izturis, S (1, 6) OBP: 0.317, SLG: 0.304		X FF 85 0-0 ③ G4-3			C FF 84 F SL 79 B CU 65 F SL 82 X FF 90 1-2 E8 CS 2B		B CH 82 C CH 82 X SL 77 1-1 SH3 1B		B FF 95 B SI 95 B SI 94 B FF 94 4-0 55 S 24 S BB			3	0	2	0	1	0	0
Braden Looper, R (1, 1) OBP: 0.333, SLG: 0.341 46 Kyle McClellan, R (8, 1) 24 Rick Ankiel, L (9, PH) OBP: 0.349, SLG: 0.538 34 Chris Perez, R (9, 1) Aaron Miles, S (10, 4) OBP: 0.357, SLG: 0.395			C FF 84 C FF 87 B FF 88 S FF 88 1-3 ① K		B FF 89 T FF 89 B FF 92 F FF 90 S SL 86 2-3 ② ③ K 3-H		X FF 86 0-0 ② SH3 1-2		C FS 85 S FF 96 1 SAFE B FF 97 B FS 86 X FS 87 2-2 ② P4 1-2			2 0 1 0 0	0 0 0 0 0	0 0 0 0 0	0 0 0 0 0	2 0 0 0 0	1 0 1 0 0
55 Skip Schumaker, L (1, 8) OBP: 0.363, SLG: 0.412			C FF 87 X CU 70 0-1 ② F7			B SL 81 B FF 85 C CH 82 X SL 80 2-1 62 1B G4-3 1B	X FF 87 0-0 ③ G4-3		B SI 96 B FF 96 X FF 96 2-0 ③ B4-3 2-3			4	1	1	0	0	0	2
Inning Stats	R: 0 E: 0 K: 1 S: 10 H: 1 LOB: 1 BB: 0 P: 12	R: 0 E: 0 K: 0 S: 4 H: 0 LOB: 0 BB: 0 P: 6	R: 1 E: 0 K: 1 S: 9 H: 1 LOB: 0 BB: 0 P: 12	R: 0 E: 0 K: 0 S: 7 H: 0 LOB: 0 BB: 0 P: 8	R: 0 E: 1 K: 2 S: 11 H: 1 LOB: 0 BB: 0 P: 14	R: 1 E: 0 K: 0 S: 9 H: 2 LOB: 2 BB: 2 P: 22	R: 0 E: 0 K: 0 S: 5 H: 1 LOB: 1 BB: 0 P: 6	R: 0 E: 0 K: 1 S: 8 H: 1 LOB: 2 BB: 1 P: 18	R: 0 E: 0 K: 0 S: 6 H: 0 LOB: 1 BB: 1 P: 15	R: 0 E: 0 K: 1 S: 11 H: 1 LOB: 0 BB: 0 P: 17	R: 0 E: 0 K: 2 S: 8 H: 0 LOB: 0 BB: 0 P: 14							

PITCHER		IP	WLS	BF	H	R	ER	SO	BB	IBB	HBP	BLK	WP	HR	S	P	ERA	WHIP
30 Ted Lilly, L ERA: 4.26	(1, 1)	7.1		29	7	2	2	4	1	1	0	0	0	1	58	83	2.46	1.091
49 Carlos Marmol, R ERA: 3.0	(8, 1)	0.2		3	0	0	0	1	0	1	0	0	1	0	5	15	0.00	0.000
29 Jeff Samardzija, R ERA: 1.59	(9, 1)	2.0		7	1	0	0	1	1	0	0	0	0	0	17	32	0.00	1.000
Bob Howry, R ERA: 5.2	(11, 1)	1.0	W	3	0	0	0	2	0	0	0	0	0	0	8	14	0.00	0.000

PITCHER	IP	WLS	BF	H	R	ER	SO	BB	IBB	HBP	BLK	WP	HR	S	P	ERA	WHIP

AB	37
R	2
H	8
RBI	2
BB	4
SO	8
LOB	13

1B: 6	SF: 0	WP: 1	PA: 43
2B: 2	SAC: 1	PB: 0	
3B: 0	DP: 1	SB: 2	
HR: 1	HBP: 0	CS: 2	

Batter	1	2	3	4	5	6	7	8	9	10	11	AB	R	H	RBI	BB	SO	LOB
12 Alfonso Soriano, R (1, 7) OBP: 0.340, SLG: 0.572	B SI 90 X SI 90 1-0 F8 ①		C SI 90 B SL 86 B SI 91 F SL 86 X SI 91 2-2 P4 ①		S FS 82 B FF 88 X FS 82 1-1 P6 ②			C SL 89 F SI 94 C CU 77 0-3 K ①		C FF 90 B FF 92 S FF 91 B FS 87 F FS 86 B CU 74 F KN 75 X FF 93 3-2 F8 ②		5	0	0	0	0	1	0
2 Ryan Theriot, R (1, 6) OBP: 0.392, SLG: 0.374	C SI 90 C SI 90 B FF 89 F SI 91 B FS 84 X FS 81 2-2 G6-3 ②		C SI 90 X SI 91 0-1 E4 1B		B FF 90 B SI 89 C FF 89 X SI 90 2-1 F9 ③			X SI 94 0-0 1B		X SL 86 0-0 G6-3 ③		5	0	2	0	0	0	0
25 Derrek Lee, R (1, 3) OBP: 0.358, SLG: 0.479	F SI 91 B SL 87 X SI 91 1-1 16 1B 1B		X SI 91 0-0 F9 ②			B FS 81 B SI 89 B SI 89 C SI 89 X SI 89 3-1 F9 ①		1 SAFE C SL 89 S SL 88 B SI 94 F CU 77 1 SAFE S SL 88 1-3 K ②			C SL 85 B CU 74 B FF 90 S SL 86 B KN 77 D KN 79 4-2 16 1B 1B BB	4	1	1	0	1	1	2
16 Aramis Ramirez, R (1, 5) OBP: 0.379, SLG: 0.494	B SI 90 C SI 92 B SI 92 B SI 92 C SL 87 X SI 92 3-2 1-2 1B		B SI 91 B SI 90 B SI 90 B FF 89 4-0 BB			B SI 90 C SI 90 X SI 90 1-1 P3 ②		B SI 94 B SL 88 C SI 95 B SI 94 C SL 88 X SL 90 3-2 G1-3 ③			D SL 87 1 SAFE B FF 91 C FF 92 B SL 86 F SL 85 1 SAFE X FF 91 3-2 1 1B IBB 1-3 1B	4	0	2	0	1	0	1
1 Kosuke Fukudome, L (1, 9) OBP: 0.374, SLG: 0.405	S SI 92 B FF 91 2 SAFE C FS 83 X FS 83 1-2 F7 ③		B FS 81 X FS 80 1-0 G3 ③			X SI 92 0-0 G6-3 ③			S FF 96 B SL 82 F FF 95 B FF 95 S FF 95 2-3 K ①		I IN 65 I IN 65 I IN 65 I IN 64 4-0 1B 1-2 IBB	4	0	0	0	1	1	4
18 Geovany Soto, R (1, 2) OBP: 0.356, SLG: 0.491 Ronny Cedeno, R (9, PR) OBP: 0.339, SLG: 0.370 Henry Blanco, R (10, 2) OBP: 0.333, SLG: 0.400		X SI 90 0-0 G6-3 ①		B FF 89 B FF 91 B SI 89 C SI 89 X SI 89 3-1 G3-6-3 1B			B SI 90 F SL 85 F SL 83 S FS 81 1-3 K2-3 ①		C SL 88 S SL 87 B FF 95 F SL 87 X FF 96 1-2 G3 1B		C SL 85 X SI 91 0-1 1-2 2-3 3-H 1B	4 0 1	0 0 0	2 0 1	0 0 1	0 0 0	1 0 0	0 0 0
Jim Edmonds, L (1, 8) OBP: 0.343, SLG: 0.486		B SI 89 C SI 91 C FF 91 B FF 91 B FF 91 X FF 92 3-2 HR		B SI 90 X FS 81 1-0 G3-6-3 1-2f ① ②			F FS 80 C FS 81 B FF 91 X FS 82 1-2 HR		C FF 96 B FF 96 B FF 95 B FF 95 S FF 96 X FF 96 3-2 G3 1-2 ②			4	2	2	2	0	0	2
Mark DeRosa, R (1, 4) OBP: 0.371, SLG: 0.437		C SI 92 F FS 84 B FS 83 F FF 92 X FF 92 1-2 G6-3 ②		F SI 90 F SI 90 B SL 86 S FS 82 1-3 K ③			C FS 82 F FF 90 B SL 88 B FS 83 X SI 90 2-2 F7 ②		C SL 86 B SL 88 B SL 87 X SL 85 2-1 G5-3 ③			4	0	0	0	0	1	2
30 Ted Lilly, L (1, 1) OBP: 0.191, SLG: 0.196 49 Carlos Marmol, R (8, 1) 29 Jeff Samardzija, R (9, 1) Daryle Ward, L (10, PH) OBP: 0.342, SLG: 0.388 Bob Howry, L (11, 1)		F SI 93 S SI 91 S FS 82 0-3 K ③			X FF 89 0-0 G1 ①		C FF 88 B FS 81 F SI 90 F FS 81 X FS 80 1-2 G4-3 ③			X CU 77 0-0 F8 ①		3 0 0 1 0	0 0 0 0 0	0 0 0 0 0	0 0 0 0 0	0 0 0 0 0	1 0 0 0 0	0 0 0 0 0
Inning Stats	R: 0 E: 0 K: 0 S: 13 H: 2 LOB: 2 BB: 0 P: 21	R: 1 E: 0 K: 1 S: 11 H: 1 LOB: 0 BB: 0 P: 15	R: 0 E: 1 K: 0 S: 7 H: 1 LOB: 2 BB: 1 P: 14	R: 0 E: 0 K: 1 S: 6 H: 1 LOB: 0 BB: 0 P: 11	R: 0 E: 0 K: 0 S: 5 H: 0 LOB: 0 BB: 0 P: 8	R: 0 E: 0 K: 0 S: 5 H: 0 LOB: 0 BB: 0 P: 9	R: 1 E: 0 K: 1 S: 13 H: 1 LOB: 0 BB: 0 P: 18	R: 0 E: 0 K: 2 S: 11 H: 1 LOB: 1 BB: 0 P: 15	R: 0 E: 0 K: 1 S: 12 H: 1 LOB: 2 BB: 0 P: 20	R: 0 E: 0 K: 0 S: 7 H: 0 LOB: 0 BB: 0 P: 10	R: 1 E: 0 K: 0 S: 7 H: 2 LOB: 3 BB: 2 P: 18	1B: 8 2B: 0 3B: 0 HR: 2 SF: 0 SAC: 0 DP: 1 HBP: 0						

PITCHER	IP	WLS	BF	H	R	ER	SO	BB	IBB	HBP	BLK	WP	HR	S	P	ERA	WHIP
Braden Looper, R (1, 1) ERA: 4.2	7.0		27	6	2	2	3	1	0	0	0	0	2	60	96	2.57	1.000
46 Kyle McClellan, R (8, 1) ERA: 2.73	1.0		4	1	0	0	2	0	0	0	0	0	0	11	15	0.00	1.000
34 Chris Perez, R (9, 1) ERA: 3.76	1.0		4	1	0	0	1	0	0	0	0	0	0	12	20	0.00	1.000
31 Ryan Franklin, R (10, 1) ERA: 3.65	1.0	L	7	2	1	1	0	1	1	0	0	0	0	14	28	9.00	3.000

PITCHER	IP	WLS	BF	H	R	ER	SO	BB	IBB	HBP	BLK	WP	HR	S	P	ERA	WHIP

St. Louis Cardinals @ Chicago Cubs

Wrigley Field, Chicago, IL

Fri Aug 08 2008, 1:20 PM CDT

Att. 41,539 - Sunny - 72 F

livebaseballscorecards.com

AB	39
R	3
H	10
RBI	3
BB	3
SO	6
LOB	11

WP: 0 PA: 42
PB: 0
SB: 0
CS: 0

St. Louis Cardinals @ Chicago Cubs

Wrigley Field, Chicago, IL

Sat Aug 09 2008, 2:55 PM CDT

Att. 41,436 - Partly Cloudy - 73 F

TOP

livebaseballscorecards.com

Batter	1	2	3	4	5	6	7	8	9	AB	R	H	RBI	BB	SO	LOB
55 Skip Schumaker, L (1, 8) OBP: 0.363, SLG: 0.422	X FS 87 0-0 47 1B 2B		B FS 83 F FF 92 C SI 93 F FS 87 B FF 92 X FF 91 2-2 HR	D SI 93 B SI 92 B SI 93 C SI 89 X FS 84 3-1 G3 ③		M FF 89 B FF 88 1 SAFE L FF 88 B CU 72 X CU 72 2-2 G6-4-3 ① ② 1-2f		C CH 84 C SL 79 F CH 88 F FF 93 X SL 79 0-2 F7 ①	5	2	2	1	0	0	2
Adam Kennedy, L (1, 4) OBP: 0.316, SLG: 0.336 Cesar Izturis, S (5, 6) OBP: 0.318, SLG: 0.305	X FF 86 0-0 P5 ①		C SI 93 F FS 85 X FS 85 0-2 L6 ②		B FS 83 C SI 90 B FF 91 X SI 91 2-1 G4-3 ①	F SL 88 B CU 73 B SL 88 B SI 89 X SL 86 3-1 F9 ③			F FF 90 B SL 80 F SI 91 B SL 80 B CH 88 X FA 90 3-2 5 1B 47 SF9 1B	3 2	0 1	0 1	0 0	0 0	0 0	1 0
5 Albert Pujols, R (1, 3) OBP: 0.462, SLG: 0.617	C SL 79 D SL 83 B SL 79 S SI 88 B SI 92 S FC 90 3-3 K ②		X SI 91 0-0 HR	B SL 82 B SL 79 B FF 91 C FF 91 B FC 92 4-1 47 1B 1B BB			B FF 89 X SL 85 1-0 G5-3 ①		C FF 91 B FF 92 B SL 80 F FF 91 B FF 91 X SL 82 3-2 8 1B 24 1B 1-3 4 1B 1B	4	3	2	1	1	1	1
47 Ryan Ludwick, R (1, 9) OBP: 0.385, SLG: 0.614	C SL 80 B SI 90 F FS 84 F FF 91 X FF 90 1-2 2-H 1B		X SL 84 0-0 G6-3 ③		B SI 91 1 SAFE B SL 82 B SI 90 C SI 91 C SL 82 F SL 82 1 SAFE X FF 92 3-2 1B 8 HR 1-2 1B		X SL 88 0-0 F8 ②		X SL 81 0-0 SF9 ② 3-H	4	1	2	2	0	0	0
Felipe Lopez, S (1, 7) OBP: 0.306, SLG: 0.313 48 Brad Thompson, R (9, 1) OBP: 0.250, SLG: 0.143	F FF 90 D FS 87 B FF 89 F SI 92 S SI 94 2-3 K ③			B FS 80 X SI 92 1-0 8 HR 1B	T FF 90 B FS 84 S FC 89 X FS 85 1-2 1-2 2-H 8 HR 1B		C SL 86 B CU 72 C CU 72 F SL 87 C CU 71 1-3 K ③		X CH 87 0-0 8 1B 4 1B 1-2 1B	4 0	2 0	2 0	1 0	0 0	2 0	1 0
8 Troy Glaus, R (1, 5) OBP: 0.369, SLG: 0.492		C SI 89 F SL 82 B SI 92 B FF 86 B SL 85 F SI 92 F SI 94 X FF 92 3-2 P2 ①		B SI 92 1 SAFE X FS 82 1-0 1-H HR	C SI 93 B SI 91 X SI 94 1-1 1-H 2-H HR			C FF 91 X FF 90 0-1 G4-3 ①	C SI 93 X FF 92 0-1 4 1B 1-2 2-3 1B	5	2	3	5	0	0	0
4 Yadier Molina, R (1, 2) OBP: 0.351, SLG: 0.381		B SI 93 C SI 90 X SL 78 1-1 F8 ②		F SI 93 F SI 93 X SL 84 0-2 G3 37 SH1-4 1B	B FF 88 X FF 88 1-0 P3 ②			B FF 92 S FF 92 B SL 81 B SL 82 B FF 91 4-1 BB	B SL 83 S FF 92 X FF 93 1-1 1-3 2-H 3-H 1B	4	0	2	2	1	0	0
37 Todd Wellemeyer, R (1, 1) OBP: 0.167, SLG: 0.150 Ron Villone, L (7, 1) Russ Springer, R (7, 1) 62 Joe Mather, R (7, 7) OBP: 0.306, SLG: 0.461 24 Rick Ankiel, L (9, PH) OBP: 0.350, SLG: 0.540 35 Joel Pineiro, R (9, PR) OBP: 0.175, SLG: 0.162		B SI 91 C SI 89 B SI 92 S SI 92 C FF 90 2-3 K ③		X 0-0 SH1-4 ① 1-2	B FF 89 T FF 88 F SL 86 S CU 72 1-3 K ③			C FF 91 B FF 90 C FF 91 B FF 91 F FF 92 T FF 93 2-2 K ②	B FF 93 B FF 92 B FF 91 C FF 90 X FF 92 3-1 F8 ③	2 0 0 2 1 0	0 0 0 0 0 1	0 0 0 0 0 0	0 0 0 0 0 0	2 0 0 1 0 0	0 0 0 3 0 0	0 0 0 1 0 0
Aaron Miles, S (1, 6) OBP: 0.355, SLG: 0.393 (5, 4)			B SI 89 C FF 89 F SI 88 X FS 86 1-2 G1-3 ① C FS 83 F FF 89 X FC 89 0-2 G3 ② 2-3			B SI 88 C SL 86 B SI 89 X SL 88 2-1 55 G6-4-3 1B		S CH 86 X CH 88 0-1 G6-3 ③		4	0	1	0	0	0	2
Inning Stats	R: 1 H: 2 E: 0 LOB: 1 K: 2 BB: 0 S: 12 P: 18	R: 0 H: 0 E: 0 LOB: 0 K: 1 BB: 0 S: 10 P: 16	R: 2 H: 2 E: 0 LOB: 0 K: 0 BB: 0 S: 12 P: 15	R: 2 H: 3 E: 0 LOB: 1 K: 0 BB: 0 S: 11 P: 16	R: 4 H: 3 E: 0 LOB: 0 K: 1 BB: 1 S: 16 P: 29	R: 0 H: 1 E: 0 LOB: 0 K: 0 BB: 0 S: 7 P: 14	R: 0 H: 0 E: 0 LOB: 0 K: 1 BB: 0 S: 6 P: 8	R: 0 H: 0 E: 0 LOB: 1 K: 1 BB: 1 S: 9 P: 15	R: 3 H: 5 E: 0 LOB: 2 K: 0 BB: 0 S: 19 P: 29	1B: 11 SF: 1 2B: 1 SAC: 1 3B: 0 DP: 1 HR: 4 HBP: 0						WP: 0 PA: 44 PB: 0 SB: 0 CS: 0	

	AB	40
	R	12
	H	16
	RBI	12
	BB	2
	SO	6
	LOB	10

PITCHER	IP	WLS	BF	H	R	ER	SO	BB	IBB	HBP	BLK	WP	HR	S	P	ERA	WHIP
38 Carlos Zambrano, R (1, 1) ERA: 3.22	4.1	L	24	10	9	9	3	1	0	0	0	0	4	57	88	18.69	2.538
45 Sean Marshall, L (5, 1) ERA: 3.65	2.2		8	1	0	0	2	0	0	0	0	0	0	17	28	0.00	0.375
57 Chad Gaudin, R (8, 1) ERA: 3.52	2.0		12	5	3	3	1	1	0	0	0	0	0	28	44	13.50	3.000

PITCHER	IP	WLS	BF	H	R	ER	SO	BB	IBB	HBP	BLK	WP	HR	S	P	ERA	WHIP

St. Louis Cardinals @ Chicago Cubs

Wrigley Field, Chicago, IL

Sat Aug 09 2008, 2:55 PM CDT

Att. 41,436 - Partly Cloudy - 73 F

livebaseballscorecards.com

BOTTOM

Batter	1	2	3	4	5	6	7	8	9	AB	R	H	RBI	BB	SO	LOB
12 Alfonso Soriano, R (1, 7) OBP: 0.342, SLG: 0.571	C FF 93 B SL 86 B SI 95 S FF 94 X FF 95 2-2 2 F8 1B		B SL 86 F SI 94 F FF 94 B SL 89 F SL 87 S SL 86 2-3 ① K		B SL 85 F SL 85 B SI 93 T SI 93 S SL 86 2-3 ② K		B FF 92 F SL 85 X CU 76 1-1 1-2 2-H 1B			4	0	2	1	0	2	1
2 Ryan Theriot, R (1, 6) OBP: 0.390, SLG: 0.373	1 SAFE 1 SAFE C FF 94 F SI 95 B SL 87 X SL 88 1-2 ① F8 1-2		F FF 94 B FF 94 X FF 94 1-1 25 1B 1B		F SL 84 B FF 93 B FF 93 B FF 93 X SI 93 3-1 ③ G4-3		B SL 86 C SL 87 C FF 92 B SL 87 F SL 87 B FF 93 T FF 92 3-2 ③ K			4	0	1	0	0	1	4
25 Derrek Lee, R (1, 3) OBP: 0.357, SLG: 0.477	C SL 87 F FF 94 F SL 87 X FF 94 0-2 ② G5-3		S SL 88 C FF 94 B FF 94 1 SAFE X FF 93 1-2 16 G5-4-3 1-3 1B			C FF 92 B FF 92 B FF 93 S SL 84 X FF 93 2-2 ① F9		C FF 91 F SL 87 B FF 92 B FF 92 C FF 93 2-3 ① K		4	0	1	0	0	1	1
16 Aramis Ramirez, R (1, 5) OBP: 0.376, SLG: 0.489 Ronny Cedeno, R (9, 5) OBP: 0.339, SLG: 0.370	C FF 94 B SL 89 C FF 94 F SL 88 B SL 88 F SL 87 F FF 94 X FF 95 2-2 ③ F8		X SL 88 0-0 ②③ G5-4-3 1-2f			B FF 93 C FF 92 B CH 85 F FF 94 B SL 86 X FF 93 3-2 ② G6-3		F FF 92 S SL 87 B SL 87 B SL 87 S FF 93 2-3 ② K		4 0	0 0	0 0	0 0	0 0	1 0	3 0
Jim Edmonds, L (1, 8) OBP: 0.339, SLG: 0.479		C FF 94 S FF 94 B SL 86 S CH 85 1-3 ① K		C CH 85 B FF 92 B SI 93 F FF 93 F FF 94 X SI 86 2-2 ① G3-1		B FF 93 C CH 85 B CH 84 S CH 84 F FF 92 S FF 93 2-3 ③ K		B CU 78 B FF 92 F FF 92 S SL 88 S SL 87 2-3 ③ K		4	0	0	0	0	3	0
Mark DeRosa, R (1, 4) OBP: 0.370, SLG: 0.443 (5, 9) (8, 4)		B SL 87 F SI 94 X SI 87 1-1 HR		C SI 94 B SI 92 F SI 94 S SL 87 1-3 ② K			B FF 92 X SI 91 1-0 ① G5-3		B SI 89 S SI 89 X CU 77 1-1 ① G6-3	4	1	1	1	0	1	0
1 Kosuke Fukudome, L (1, 9) OBP: 0.372, SLG: 0.403 45 Sean Marshall, L (5, 1) OBP: 0.500, SLG: 0.500 9 Reed Johnson, R (7, PH) OBP: 0.364, SLG: 0.444 (8, 9)		B FF 95 B SI 94 X SI 94 2-0 ② G4-3		C CH 85 X FF 93 0-1 ③ G4-3			C SL 83 F SI 91 B SL 84 X FF 92 1-2 ② F9		B SI 91 B SI 90 X SI 91 2-0 G6-3 1B	2 0 2	0 0 0	0 0 1	0 0 0	0 0 0	0 0 0	0 0 0
18 Geovany Soto, R (1, 2) OBP: 0.356, SLG: 0.488 57 Chad Gaudin, R (8, 1) Daryle Ward, L (9, PH) OBP: 0.338, SLG: 0.382		S SL 88 B SL 87 B SL 89 B SL 88 X SL 87 3-1 ③ F9			C FF 93 C FF 92 B FF 92 B SL 86 X SI 94 2-2 ① G5-3		B FF 90 B SI 91 B FF 92 B FF 92 4-0 BB 12 1B BB		B SI 90 C SI 90 F CH 82 X SI 90 1-2 ② G6-3 1-2	2 0 1	1 0 0	0 0 0	0 0 0	1 0 0	0 0 0	0 0 1
38 Carlos Zambrano, S (1, 1) OBP: 0.364, SLG: 0.591 17 Mike Fontenot, L (5, 4) OBP: 0.383, SLG: 0.531 Henry Blanco, R (7, PH) OBP: 0.337, SLG: 0.395 (8, 2)			B FF 93 B FF 94 B FF 93 C FF 93 X FF 93 3-1 HR		C FF 93 B FF 87 X CH 85 1-1 1B		F FF 89 D CH 84 F SL 81 B SL 81 B FF 91 F FF 90 F FF 89 F SI 90 B FF 90 4-2 12 1B 1-2 BB		C SI 90 S CU 76 B CU 76 X SI 90 1-2 ③ G1-3	1 1 1	1 0 0	1 1 0	1 0 0	0 0 1	0 0 0	0 0 1
Inning Stats	R: 0 E: 0 K: 0 S: 16 H: 1 LOB: 1 BB: 0 P: 21	R: 1 E: 0 K: 1 S: 8 H: 1 LOB: 0 BB: 0 P: 15	R: 1 E: 0 K: 1 S: 12 H: 3 LOB: 1 BB: 0 P: 19	R: 0 E: 0 K: 1 S: 9 H: 0 LOB: 0 BB: 0 P: 12	R: 0 E: 0 K: 1 S: 10 H: 1 LOB: 1 BB: 0 P: 18	R: 0 E: 0 K: 1 S: 10 H: 0 LOB: 0 BB: 0 P: 17	R: 1 E: 0 K: 1 S: 15 H: 1 LOB: 2 BB: 2 P: 29	R: 0 E: 0 K: 3 S: 9 H: 0 LOB: 0 BB: 0 P: 15	R: 0 E: 0 K: 0 S: 9 H: 1 LOB: 1 BB: 0 P: 14	1B: 6 2B: 0 3B: 0 HR: 2	SF: 0 SAC: 0 DP: 1 HBP: 0	WP: 0 PB: 0 SB: 0 CS: 0	PA: 36			

PITCHER	IP	WLS	BF	H	R	ER	SO	BB	IBB	HBP	BLK	WP	HR	S	P	ERA	WHIP
37 Todd Wellemeyer, R (1, 1) ERA: 4.01	6.2	W	26	6	3	3	5	1	0	0	0	0	2	69	112	4.05	1.050
Ron Villone, L (7, 1) ERA: 5.26	0.0		1	0	0	0	0	1	0	0	0	0	0	5	9	∞	∞
Russ Springer, R (7, 1) ERA: 2.17	1.1		5	1	0	0	4	0	0	0	0	0	0	15	25	0.00	0.750
48 Brad Thompson, R (9, 1) ERA: 4.09	1.0		4	1	0	0	0	0	0	0	0	0	0	9	14	0.00	1.000

PITCHER	IP	WLS	BF	H	R	ER	SO	BB	IBB	HBP	BLK	WP	HR	S	P	ERA	WHIP

AB	34
R	3
H	8
RBI	3
BB	2
SO	9
LOB	11

St. Louis Cardinals @ Chicago Cubs

Wrigley Field, Chicago, IL

Sun Aug 10 2008, 7:05 PM CDT

Att. 41,268 - Clear - 67 F

TOP

livebaseballscorecards.com

Batter	1	2	3	4	5	6	7	8	9	AB	R	H	RBI	BB	SO	LOB
55 Skip Schumaker, L (1, 8) OBP: 0.361, SLG: 0.419	B SI 92 X SI 92 1-0 ① L6		C SI 88 X SI 91 0-1 ① F8		B FS 82 S FS 82 X SI 92 1-1 62 BB 1B		C FS 82 F SI 92 F FS 84 B SL 86 X SL 86 1-2 ② G1-3 1-3		S FF 95 B FF 94 F SL 83 B FF 94 F SL 81 F SL 83 F SL 81 X FF 94 2-2 ③ G6-3	5	0	1	0	0	0	1
62 Joe Mather, R (1, 7) OBP: 0.313, SLG: 0.467	C SI 92 B SI 93 S SL 87 S SL 88 1-3 ② K		B SL 85 B SL 86 C SI 92 X SI 91 2-1 ② F7		B SL 86 1 SAFE 1 SAFE 1 SAFE B SI 91 S SL 85 B SL 86 1 SAFE B SI 91 4-1 1-2 BB		B SI 91 S SL 86 B SI 93 B SI 92 X SI 92 3-1 5 WP 5 2B 2B 3-H			3	1	1	1	1	1	0
5 Albert Pujols, R (1, 3) OBP: 0.462, SLG: 0.618	B SL 86 F FF 94 B FF 93 B SI 93 B SL 86 4-1 47 1B BB		C SI 92 X FS 84 0-1 ③ F7		B SL 86 C SI 92 F FO 88 X SI 94 1-2 ② F4		B SL 82 B FF 94 X FF 96 2-0 2-H 2B			3	0	1	1	1	0	2
47 Ryan Ludwick, R (1, 9) OBP: 0.384, SLG: 0.610	F SI 91 X SL 85 0-1 1-2 1B			C SL 84 S SL 85 X FF 92 0-2 ① F9	B SL 86 B SL 87 S SL 86 S SL 87 X SL 87 2-2 ③ G1-3		F SL 83 B FS 85 B FF 96 C FS 83 S FS 87 2-3 ③ K			4	0	1	0	0	1	3
8 Troy Glaus, R (1, 5) OBP: 0.368, SLG: 0.488	B SI 92 S SL 86 F SL 86 B FF 93 F FS 84 S SI 94 2-3 ③ K			B SI 92 B SI 92 B SL 83 B FF 92 4-0 4 1B BB		S FF 90 C SL 86 F SL 85 S SL 86 0-3 ① K		B FF 96 X FF 96 1-0 ① F8		3	0	0	0	1	2	2
4 Yadier Molina, R (1, 2) OBP: 0.350, SLG: 0.380		C SI 90 F SI 92 F SL 86 X SI 91 0-2 ① G4-3		1 SAFE X SI 90 0-0 WP 1-3 1B	F SI 90 S FS 82 B FS 84 X FC 82 1-2 ② G6-3			F FF 96 B FF 95 B FF 96 B FF 94 S FF 94 X FF 95 3-2 ② G4-3		4	0	1	0	0	0	0
Adam Kennedy, L (1, 4) OBP: 0.316, SLG: 0.336 64 Jaime García, L (8, 1)		B FF 90 C FS 84 B FS 84 F SI 93 X FF 93 2-2 29 S 1B		C SL 85 S SI 91 S FS 83 0-3 ② K 1-2	B SI 89 X SI 90 1-0 ③ P5			S FF 95 C SL 90 X CU 82 0-2 ③ G6-3		3 0	0 0	1 0	0 0	0 0	1 0	2 0
29 Chris Carpenter, R (1, 1) Ron Villone, L (6, 1) 48 Brad Thompson, R (6, 1) OBP: 0.250, SLG: 0.143 Felipe Lopez, S (6, 4) OBP: 0.305, SLG: 0.312 Aaron Miles, S (8, PH) OBP: 0.354, SLG: 0.392		L SL 84 L SI 90 B FF 90 1 SAFE B SL 87 F SL 86 B FF 92 F SI 92 F SI 92 3-3 F SI 92 S SL 86 1-2 ② K		C SL 87 B FF 92 S SL 87 B FF 93 X SL 88 2-2 ③ F8		B FF 88 B SL 83 C SI 88 B SI 90 X FF 91 3-1 ① G6-3		B FF 95 B FF 94 C FF 94 C FF 92 F FF 94 X SL 83 2-2 ① F9	2 0 0 2 1	0 0 0 0 0	0 0 0 0 0	0 0 0 0 0	1 0 0 0 0	3 0 0 0 0	3 0 0 0 0
Cesar Izturis, S (1, 6) OBP: 0.318, SLG: 0.304		S SI 92 F SI 92 B FF 92 S FS 83 1-3 ③ K			B SI 88 C SI 90 X SL 84 1-1 ① G4-3		C SI 89 X FS 83 0-1 55 WP 55 S 62 2B 1B		C FF 95 X SL 84 0-1 ② P5	4	1	1	0	0	1	1

	AB	34
	R	2
	H	7
	RBI	2
	BB	3
	SO	7
	LOB	14

Inning Stats	1	2	3	4	5	6	7	8	9
	R: 0 E: 0 K: 2 S: 11	H: 1 LOB: 2 BB: 1 P: 19	R: 0 E: 0 K: 2 S: 17	H: 1 LOB: 1 BB: 0 P: 23	R: 0 E: 0 K: 0 S: 6	H: 0 LOB: 0 BB: 0 P: 8	R: 0 E: 0 K: 1 S: 10	H: 1 LOB: 2 BB: 1 P: 16	R: 0 E: 0 K: 0 S: 11	H: 1 LOB: 2 BB: 1 P: 20	R: 0 E: 0 K: 1 S: 8	H: 0 LOB: 0 BB: 0 P: 10	R: 2 E: 0 K: 1 S: 14	H: 3 LOB: 1 BB: 0 P: 25	R: 0 E: 0 K: 0 S: 7	H: 0 LOB: 0 BB: 0 P: 11	R: 0 E: 0 K: 0 S: 12	H: 0 LOB: 0 BB: 0 P: 16

| | | |

Batter	1	2	3	4	5	6	7	8	9	AB	R	H	RBI	BB	SO	LOB
12 Alfonso Soriano, R (1, 7) OBP: 0.344, SLG: 0.574	B SI 91 X SI 91 1-0 1 G6-3 1B		C CU 76 X SI 94 0-1 ③ F8			X SI 91 0-0 1 G1-3 25 1B 2B	F SI 89 F CU 77 S CU 78 0-3 ② K			4	1	2	0	0	1	0
1 Kosuke Fukudome, L (1, 9) OBP: 0.369, SLG: 0.399	1 SAFE 1 SAFE B SI 90 1 SAFE X SI 90 1-0 ①② G6-3 1-2f			B CH 83 L SI 93 B CH 86 X SI 94 2-1 ① P6		L SI 89 B CU 73 B CU 73 X SI 92 2-1 ① G1-3 2-3	X SI 89 0-0 ③ G1-3			4	0	0	0	0	0	2
25 Derrek Lee, R (1, 3) OBP: 0.356, SLG: 0.475	X SI 92 0-0 ③ G4-3			B SI 94 B SI 94 B SI 94 X SI 93 3-0 ② G5-3		C CU 74 X CU 74 0-1 FC4 16 BB E 1B 3-H		C FF 91 B CU 77 X FC 90 1-1 ① F7		4	1	1	1	0	0	0
16 Aramis Ramirez, R (1, 5) OBP: 0.379, SLG: 0.493		B SI 91 X FC 88 1-0 E9 F8 SF9 1B		X SI 94 0-0 2B		B SI 92 B FC 89 S SI 92 B FC 88 B FC 88 4-1 E 1B BB 1-2		C FC 90 S FC 90 S CU 77 0-3 ② K		3	2	2	0	1	1	0
Jim Edmonds, L (1, 8) OBP: 0.338, SLG: 0.474		B SI 93 B SI 93 X SI 92 2-0 ① F8 2-3		B FC 90 C SI 93 B FC 89 F FC 89 F SI 94 B CU 75 B FC 90 4-2 BB		C SI 93 B SI 91 B SI 88 X SI 89 2-1 FC4 1B 1-3 2-H		F FF 90 X CU 78 0-1 ③ G4-3		3	0	0	0	1	0	2
Mark DeRosa, R (1, 4) OBP: 0.369, SLG: 0.443		C SI 94 X SI 92 0-1 ② SF9 3-H		C FC 89 X SI 94 0-1 ③ G5-3		B SI 88 B SI 89 X SI 89 2-0 ② 18 1B 2B 1B 1-3 3-H				2	1	1	2	0	0	2
18 Geovany Soto, R (1, 2) OBP: 0.358, SLG: 0.490		S CU 76 S CU 76 B FC 88 B SI 94 X FC 88 2-2 ③ G5-3			C SI 91 C SI 90 B CU 75 B CU 76 X FC 86 2-2 G6-4-3 1B	X SI 89 0-0 2B 1B 1-3				3	1	2	0	0	0	0
Ronny Cedeno, R (1, 6) OBP: 0.339, SLG: 0.376 29 Jeff Samardzija, R (7, 1) Kerry Wood, R (8, 1) 49 Carlos Marmol, R (9, 1)			C SI 91 X SI 92 0-1 ① G1-3		X FC 86 0-0 ①② G6-4-3 1-2f	B CU 76 F CU 77 B CU 77 C SI 88 X CU 77 2-2 ③ 1-H 3-H 2B				3 0 0 0	0 0 0 0	1 0 0 0	2 0 0 0	0 0 0 0	0 0 0 0	1 0 0 0
46 Ryan Dempster, R (1, 1) OBP: 0.200, SLG: 0.208 2 Ryan Theriot, R (7, 6) OBP: 0.390, SLG: 0.372			L SI 93 F FC 87 S CU 76 0-3 ② K		F FC 88 B FC 88 F FC 86 C CU 74 1-3 ③ K		C SI 88 B CU 76 C SI 88 X CU 77 1-2 ① G1-3			2 1	0 0	0 0	0 0	0 0	2 0	0 0
Inning Stats	R: 0 E: 0 K: 0 S: 3 H: 1 LOB: 0 BB: 0 P: 5	R: 1 E: 1 K: 0 S: 7 H: 1 LOB: 0 BB: 0 P: 12	R: 0 E: 0 K: 1 S: 7 H: 0 LOB: 0 BB: 0 P: 7	R: 0 E: 0 K: 0 S: 9 H: 1 LOB: 2 BB: 1 P: 18	R: 0 E: 0 K: 1 S: 7 H: 1 LOB: 0 BB: 0 P: 10	R: 5 E: 1 K: 0 S: 13 H: 5 LOB: 1 BB: 1 P: 25	R: 0 E: 0 K: 1 S: 7 H: 0 LOB: 0 BB: 0 P: 8	R: 0 E: 0 K: 1 S: 7 H: 0 LOB: 0 BB: 0 P: 8		1B: 6 2B: 3 3B: 0 HR: 0 SF: 1 SAC: 0 DP: 2 HBP: 0						

PITCHER		IP	WLS	BF	H	R	ER	SO	BB	IBB	HBP	BLK	WP	HR	S	P	ERA	WHIP
29 Chris Carpenter, R ERA: 1.88	(1, 1)	5.1	L	22	6	4	3	2	2	0	0	0	0	0	39	64	5.06	1.500
Ron Villone, L ERA: 5.26	(6, 1)	0.0		1	0	0	0	0	0	0	0	0	0	0	2	4	∞	∞
48 Brad Thompson, R ERA: 4.34	(6, 1)	1.2		6	3	2	1	1	0	0	0	0	0	0	12	17	5.40	1.800
64 Jaime García, L ERA: 3.27	(8, 1)	1.0		3	0	0	0	1	0	0	0	0	0	0	7	8	0.00	0.000

PITCHER	IP	WLS	BF	H	R	ER	SO	BB	IBB	HBP	BLK	WP	HR	S	P	ERA	WHIP

BOTTOM

St. Louis Cardinals @ Chicago Cubs

Wrigley Field, Chicago, IL

Sun Aug 10 2008, 7:05 PM CDT

Att. 41,268 - Clear - 67 F

livebaseballscorecards.com

AB	29
R	6
H	9
RBI	5
BB	2
SO	4
LOB	7

WP: 0 PA: 32
PB: 0
SB: 0
CS: 0

Chicago Cubs @ Atlanta Braves

Turner Field, Atlanta, GA

Wed Aug 13 2008, 1:10 PM EDT

Att. 27,220 - Cloudy - 77 F

TOP

livebaseballscorecards.com

Batter	1	2	3	4	5	6	7	8	9	AB	R	H	RBI	BB	SO	LOB
12 Alfonso Soriano, R (1, 7) OBP: 0.344, SLG: 0.569	F FF 90 S FF 92 B FF 92 B CH 79 F SI 90 F SI 89 S FF 92 2-3 **K** ①	F SI 88 S SI 91 S CH 76 0-3 **K** ②		C FF 90 S SL 85 B FF 91 B SL 86 X SL 85 2-2 F9 ②		X FF 90 0-0 25 WP, 16 2B 1B		C FF 88 B CH 85 B CH 84 B FF 90 S CH 85 F CH 86 X FF 88 3-2 25 G4-3, 1 BB 1B	B FF 91 F C X 1-2 L4-3 ②③ 1-1	6	1	2	0	0	2	3
1 Kosuke Fukudome, L (1, 9) OBP: 0.367, SLG: 0.395	B SI 88 C FF 90 B SI 89 X SI 90 2-1 F8 ②	B CU 73 F SI 89 S FF 91 F CH 78 B FF 92 B SL 83 X SI 89 3-2 G6-3 ③		B CU 71 C SI 89 X SL 80 1-1 G1-3 ③		F CH 82 B CH 82 B SI 90 C SI 90 B CH 83 X CH 84 3-2 L7 ①		1 SAFE B SL 77 B FF 89 B FF 88 C FF 88 B FF 88 4-1 1-2 25 G4-3 BB		4	0	0	0	1	0	3
25 Derrek Lee, R (1, 3) OBP: 0.355, SLG: 0.472	B CU 72 S FF 92 S FF 88 B FF 92 X CU 75 2-2 16 FC6-4 1B		C CU 71 X SI 87 0-1 F9 ①		B SL 79 S SL 79 C FF 88 X SL 79 1-2 P3 ①	S FF 91 F FF 91 B SL 83 B FF 91 X FF 91 3-2 G6-3 ② 1-2		B CH 84 X CH 84 1-0 G4-3 ① 1-2 2-3		5	0	1	0	0	0	3
16 Aramis Ramirez, R (1, 5) OBP: 0.381, SLG: 0.495	1 SAFE B SI 88 C FF 90 X SI 88 1-1 FC6-4 ③ 1-2f		C FF 90 B SI 87 B CH 79 F CH 79 B SI 91 X SI 87 3-2 HR 1B		B FF 88 F FF 89 B SL 81 B SL 80 B CH 82 4-1 2B BB	C FF 91 X FF 91 0-1 2-H 2B		X SL 77 0-0 F8 ②		4	2	2	1	1	0	3
Jim Edmonds, L (1, 8) OBP: 0.343, SLG: 0.491 9 Reed Johnson, R (8, PH) OBP: 0.362, SLG: 0.443 (8, 8)		B CU 72 C SI 88 B SL 80 B SI 88 B SI 88 4-1 18 2B BB BB	X SI 88 0-0 1-H HR		F CH 82 C SI 88 X CH 82 0-2 2B 1-H 2B	B FF 91 C SI 91 S SI 91 B SI 91 X CH 84 2-2 G1-3 ③		B SI 88 B SL 78 C SL 78 F CH 84 S SL 80 2-3 **K** ③		3 1	3 0	2 0	3 0	1 0	0 1	1 2
Mark DeRosa, R (1, 4) OBP: 0.374, SLG: 0.447		C SI 90 F SI 87 B FF 91 B SL 82 1 SAFE F SI 88 B SI 87 B FF 90 4-2 18 2B 1-2 BB	B FF 90 B CU 72 F SI 87 B FF 89 B SI 88 4-1 18 E, 18 S BB		C SL 81 C FF 90 B SL 82 B SL 81 B SL 83 F FF 89 F SL 81 X CH 83 3-2 18 1B, 2 FC3-6 2-H 2B		F FF 90 B CH 85 F FF 89 B CH 84 X CH 85 2-2 F7 ①		B FF 88 B FF 89 F CH 83 X FF 88 2-1 18 HR 1B	3	3	2	1	2	0	0
18 Geovany Soto, R (1, 2) OBP: 0.361, SLG: 0.501 Bob Howry, L (9, 1)		F FF 91 B SI 92 B CH 80 X SI 90 2-1 1-H 2H 2B	F SL 82 B FF 89 B FF 89 X FF 89 2-1 F9 ② 1-3		F SL 82 B FF 90 B FF 90 F SL 82 F SL 82 X SL 82 2-2 2 FC3-6 1B 2-3		X CH 83 0-0 F8 ②		B SI 87 B CH 86 C FF 88 X CH 83 2-1 1-H HR	5 0	1 0	3 0	4 0	0 0	0 0	1 0
2 Ryan Theriot, R (1, 6) OBP: 0.392, SLG: 0.373		B FF 91 B FF 91 B SI 88 C FF 89 B SI 87 4-1 BB	B FF 89 C FF 88 C FF 89 F FF 91 B FF 90 F SL 86 C FF 91 2-3 **K** ③		F SI 90 C SL 82 X SL 81 0-2 FC3-6 ② 1-2f 3-H		B FF 91 B CH 84 B CH 84 C FF 90 F FF 90 X FF 89 3-2 1B		C FF 88 C CH 85 B FF 88 X FF 88 1-2 12 L4-3 1B	4	0	2	1	1	1	2
Jason Marquis, L (1, 1) OBP: 0.224, SLG: 0.239 48 Neal Cotts, L (6, 1) Ronny Cedeno, R (7, PH) OBP: 0.337, SLG: 0.373 29 Jeff Samardzija, R (7, 1) Henry Blanco, R (9, PH) OBP: 0.333, SLG: 0.390 (9, 2)		M SI 87 L CH 78 F CU 73 B SI 87 F SI 87 S SI 88 1-3 **K** ①		C SI 86 T FF 89 F FF 89 B FF 91 B SL 83 F FF 89 X FF 90 2-2 G6-3 ①	S FF 90 S CH 84 S CH 83 0-3 **K** ③		B FF 88 X CH 84 1-0 P6 ③		S CH 82 B SL 76 F CH 83 B SL 78 X FF 88 2-2 F9 ①	3 0 1 0 1	0 0 0 0 0	0 0 0 0 0	0 0 0 0 0	2 0 0 0 0	0 0 1 0 0	3 0 1 0 1
Inning Stats	R: 0 E: 0 K: 1 S: 12 H: 1 LOB: 1 BB: 0 P: 19	R: 2 E: 0 K: 2 S: 19 H: 1 LOB: 2 BB: 3 P: 37	R: 2 E: 0 K: 1 S: 14 H: 2 LOB: 1 BB: 1 P: 25	R: 0 E: 0 K: 0 S: 10 H: 0 LOB: 0 BB: 0 P: 15	R: 3 E: 0 K: 1 S: 22 H: 3 LOB: 1 BB: 1 P: 32	R: 1 E: 0 K: 0 S: 13 H: 2 LOB: 1 BB: 0 P: 21	R: 0 E: 0 K: 0 S: 8 H: 1 LOB: 1 BB: 0 P: 14	R: 0 E: 0 K: 1 S: 10 H: 1 LOB: 2 BB: 1 P: 20	R: 2 E: 0 K: 0 S: 13 H: 3 LOB: 0 BB: 0 P: 21	1B: 8 2B: 5 3B: 0 HR: 2	SF: 0 SAC: 0 DP: 1 HBP: 0	WP: 1 PB: 0 SB: 1 CS: 0	PA: 46			

	AB	40
	R	10
	H	14
	RBI	10
	BB	6
	SO	6
	LOB	23

PITCHER		IP	WLS	BF	H	R	ER	SO	BB	IBB	HBP	BLK	WP	HR	S	P	ERA	WHIP
50 Charlie Morton, R ERA: 6.11	(1, 1)	2.1	L	15	4	4	4	3	4	0	0	0	0	1	38	70	15.43	3.429
38 Buddy Carlyle, R ERA: 3.54	(3, 1)	1.2		5	0	0	0	1	0	0	0	0	0	0	17	26	0.00	0.000
Vladimir Nunez, R ERA: 5.06	(5, 1)	2.0		12	5	4	4	1	1	0	0	0	1	0	35	53	18.00	3.000
26 Francisley Bueno, L ERA: 7.71	(7, 1)	2.1		13	5	2	2	1	1	0	0	0	0	1	28	51	7.71	2.571
56 Blaine Boyer, R ERA: 4.79	(9, 1)	0.2		1	0	0	0	0	0	0	0	0	0	0	3	4	0.00	0.000

PITCHER	IP	WLS	BF	H	R	ER	SO	BB	IBB	HBP	BLK	WP	HR	S	P	ERA	WHIP

Chicago Cubs @ Atlanta Braves

Turner Field, Atlanta, GA

Wed Aug 13 2008, 1:10 PM EDT

Att. 27,220 - Cloudy - 77 F

BOTTOM

Batter	1	2	3	4	5	6	7	8	9	AB	R	H	RBI	BB	SO	LOB
1 Grégor Blanco, L (1, 9) OBP: 0.371, SLG: 0.323	C SI 88 B SL 87 F SL 86 B CH 83 B SI 90 X SI 89 3-2 ① G6-3		C CH 83 B SI 90 F SI 90 B CH 85 B CH 84 B SI 89 4-2 19 1B BB		F SI 90 C SI 90 X CH 83 0-2 19 G6-4-3 1B		S FF 95 F FF 95 B FF 96 C SI 96 1-3 ② K		C FF 90 X SI 91 0-1 ② F8	4	0	1	0	1	1	1
19 Yunel Escobar, R (1, 6) OBP: 0.348, SLG: 0.373	F SI 90 H SI 90 1-1 10 G3 HBP		C SL 83 C SI 92 B CH 85 B SI 92 X SL 85 2-2 10 BB 1-3 1B		X SL 84 0-0 ①② G6-4-3 1-2f		X FF 96 0-0 ③ F9		F FF 90 B FF 90 B SL 79 B FF 91 F FF 92 X FF 90 3-2 ③ F9	4	0	1	0	0	0	2
10 Chipper Jones, S (1, 5) OBP: 0.467, SLG: 0.597	S SI 90 F SI 90 F SL 87 B SI 91 X SI 91 1-2 ② G3 1-2		F SI 92 B SL 86 S SL 86 D SI 86 B SI 91 B CH 85 4-2 1-2 BB		B SL 83 X SI 91 1-0 ③ F8			B FF 93 C FS 84 X FF 94 1-1 4 1B 1B		3	0	1	0	1	0	1
16 Brian McCann, L (1, 2) OBP: 0.383, SLG: 0.560 5 Clint Sammons, R (7, 2) OBP: 0.350, SLG: 0.474	B SI 90 B SI 91 X CH 81 2-0 ③ G4-3		B SI 91 S SI 91 B SI 91 F SI 91 F CH 85 F CH 85 D CH 85 X CH 83 3-2 ③ P6			F SI 89 X CH 83 0-1 22 G3-1 4 1B 2B		F FF 92 B SL 82 B SI 94 X FF 93 2-1 ① F8		3 1	1 0	1 0	0 0	0 0	0 0	4 1
22 Casey Kotchman, L (1, 3) OBP: 0.322, SLG: 0.428		B CH 80 B CH 80 C SI 88 X SL 86 2-1 ① F7		B SL 76 X SI 90 1-0 ① G3		B SI 90 F SI 90 F SL 82 F SI 91 F CH 85 X CH 86 1-2 ① G3-1 2-3		C FS 84 D FS 85 F FF 94 F FS 84 F FS 86 B FS 84 S FF 95 2-3 ② K		4	0	0	0	0	1	2
4 Omar Infante, R (1, 7) OBP: 0.364, SLG: 0.479		C SI 91 X SL 78 0-1 ② L6		L SI 90 B SL 88 X SI 91 1-1 2B 2B		C SL 83 F SI 90 B CH 86 B SL 78 X SI 91 2-2 3-H 1B		B SL 82 X FF 94 1-0 1-2 1B		4	1	3	1	0	0	0
Mark Kotsay, L (1, 8) OBP: 0.335, SLG: 0.403		F SI 90 B CH 83 S CH 82 S CH 83 1-3 ③ K		B SI 89 B SL 83 X SI 89 2-0 2-H 2B		F SL 85 X SL 87 0-1 ② F7		B FF 95 F FF 93 F FF 94 X FS 86 1-2 ③ G4-3		4	0	1	1	0	1	3
2 Kelly Johnson, L (1, 4) OBP: 0.339, SLG: 0.421 26 Francisley Bueno, L (7, 1) 56 Blaine Boyer, R (9, 1) 8 Ruben Gotay, S (9, PH) OBP: 0.299, SLG: 0.322			B SI 90 C SI 90 B SI 90 F SI 90 X SL 81 2-2 ① G4-3	B SL 86 C SI 88 B CH 80 B SI 88 X SI 87 3-1 ② P6		F FF 90 B FF 92 F SL 85 F FF 91 B FF 92 F FF 91 B SL 87 T FF 91 3-2 ③ K		B FF 91 B FF 91 B FF 90 C FF 89 F SI 89 X FF 89 3-2 ① F7	3 0 0 1	0 0 0 0	0 0 0 0	0 0 0 0	0 0 0 0	1 0 0 0	2 0 0 0
50 Charlie Morton, R (1, 1) OBP: 0.100, SLG: 0.200 38 Buddy Carlyle, L (3, 1) OBP: 0.333, SLG: 0.250 Greg Norton, S (4, PH) OBP: 0.347, SLG: 0.388 Vladimir Nunez, R (5, 1) 14 Martín Prado, R (7, 4) OBP: 0.388, SLG: 0.500			C SL 82 B SI 91 C SI 92 X CH 82 1-2 ② G4-3	X CH 81 0-0 ③ G4-1		C FF 94 B FF 95 C FF 94 X FS 85 1-2 ① G6-3			S FF 91 C SL 59 B SL 83 F FF 91 F SL 81 X FF 91 1-2 1B	0 1 1 0 2	0 0 0 0 0	0 0 0 0 1	0 0 0 0 0	0 0 0 0 0	0 0 0 0 0	0 0 1 0 0
Inning Stats	R: 0 H: 0 E: 0 LOB: 1 K: 0 BB: 0 S: 9 P: 16	R: 0 H: 0 E: 0 LOB: 0 K: 1 BB: 0 S: 7 P: 10	R: 0 H: 1 E: 0 LOB: 3 K: 0 BB: 2 S: 18 P: 34	R: 1 H: 2 E: 0 LOB: 1 K: 0 BB: 0 S: 7 P: 14	R: 0 H: 1 E: 0 LOB: 0 K: 0 BB: 0 S: 5 P: 6	R: 1 H: 2 E: 0 LOB: 1 K: 1 BB: 0 S: 17 P: 23	R: 0 H: 0 E: 0 LOB: 0 K: 1 BB: 0 S: 7 P: 9	R: 0 H: 2 E: 0 LOB: 2 K: 1 BB: 0 S: 13 P: 20	R: 0 H: 1 E: 0 LOB: 1 K: 0 BB: 0 S: 13 P: 20	1B: 6 2B: 3 3B: 0 HR: 0	SF: 0 SAC: 0 DP: 1 HBP: 1		WP: 0 PB: 0 SB: 0 CS: 0	PA: 38			

livebaseballscorecards.com

AB	35
R	2
H	9
RBI	2
BB	2
SO	4
LOB	17

PITCHER		IP	WLS	BF	H	R	ER	SO	BB	IBB	HBP	BLK	WP	HR	S	P	ERA	WHIP
Jason Marquis, R ERA: 4.67	(1, 1)	5.1	W	24	6	2	2	1	2	0	1	0	0	0	56	93	3.38	1.500
48 Neal Cotts, L ERA: 3.22	(6, 1)	0.2		2	0	0	0	1	0	0	0	0	0	0	7	10	0.00	0.000
29 Jeff Samardzija, R ERA: 1.32	(7, 1)	2.0		8	2	0	0	2	0	0	0	0	0	0	20	29	0.00	1.000
Bob Howry, R ERA: 5.11	(9, 1)	1.0		4	1	0	0	0	0	0	0	0	0	0	13	20	0.00	1.000

PITCHER	IP	WLS	BF	H	R	ER	SO	BB	IBB	HBP	BLK	WP	HR	S	P	ERA	WHIP

Chicago Cubs @ Atlanta Braves

Turner Field, Atlanta, GA

Wed Aug 13 2008, 7:15 PM EDT

Att. 33,714 - Cloudy - 81 F

TOP

livebaseballscorecards.com

Batter	1	2	3	4	5	6	7	8	9	AB	R	H	RBI	BB	SO	LOB
12 Alfonso Soriano, R (1, 7) OBP: 0.345, SLG: 0.568	C SL 81 B SL 82 F CH 73 C CU 71 1-3 K ①	C FF 85 B SL 82 X CU 69 1-1 P6 ②		B SL 82 X CU 71 1-0 2-H 2B		B SI 94 F SI 93 B SL 86 X SI 94 2-1 G5-3 ③			B FF 93 B FF 94 1 SAFE 1 SAFE B FF 92 B FF 92 4-0 25 BB 2 BB 16 SF8 1-2 BB	4	1	1	1	1	1	1
2 Ryan Theriot, R (1, 6) OBP: 0.394, SLG: 0.374	B FF 86 B FF 85 C FF 85 B SL 80 X FF 84 3-1 25 1B 16 1B 1B	C FF 84 X CH 73 0-1 25 S 1B		C FF 83 B FF 84 X SL 78 1-1 G4-3 ③			X SL 83 0-0 G6-3 ①		B SL 79 B FF 93 B FF 93 C FF 91 B FF 93 4-1 16 SF8 25 BB 17 FC3-6 1-2 2-3 BB	4	2	2	0	1	0	1
25 Derrek Lee, R (1, 3) OBP: 0.355, SLG: 0.470	X SI 84 0-0 16 1B FC3 1-2 1B	1 SAFE T CH 72 D SL 81 1 SAFE C SL 81 B FF 86 S SL 82 2-3 K ③ 1-2			C FF 81 B FF 82 F FF 85 B FF 87 S SL 81 2-3 K ①		S FF 92 B SL 85 C CU 82 F SI 92 F FF 93 B SL 85 X SL 84 2-2 G6-3 ②		C FF 94 C SL 84 B SL 83 B SL 83 F SL 83 B FF 93 B SL 81 4-2 17 FC3-6 1-2 2-3 3-H BB	4	1	1	1	1	2	1
16 Aramis Ramirez, R (1, 5) OBP: 0.382, SLG: 0.498	C SI 84 X SL 82 0-1 BB FC3 1 1B 1-3 2-H 1B		F SL 79 B FF 82 B FF 83 F SL 80 B SL 81 X CH 74 3-2 F9 ①		X FF 85 0-0 2B		B FF 94 C SL 84 B SI 93 S FF 93 C SL 84 2-3 K ③		B SI 90 T SI 91 C SI 90 X SI 90 1-2 SF8 ① 2-3 3-H	4	1	2	2	0	1	0
Jim Edmonds, L (1, 8) OBP: 0.342, SLG: 0.485 17 Mike Fontenot, L (9, PH) OBP: 0.381, SLG: 0.528 45 Sean Marshall, L (9, 1) OBP: 0.500, SLG: 0.500	C CU 69 S CH 73 X CU 69 0-2 FC3 BB 1 1B 1-2 3-H		F CU 70 B SL 82 C SL 83 C FF 85 1-3 K ②		X CU 68 0-0 F7 ②			B SI 90 B FF 90 F FF 90 F FF 91 B FF 91 B FF 90 4-2 1 FC4-6 BB	C CH 82 F SI 91 X CH 84 0-2 FC3-6 1B 1-2f 3-H ②	3	1	0	1	1	1	2
										1	0	0	1	0	0	1
										0	0	0	0	0	0	0
Mark DeRosa, R (1, 4) OBP: 0.374, SLG: 0.445	S SL 81 B SL 80 B CH 72 C SL 81 B FF 83 4-1 1 1B 1-2 2-3 BB		F SL 81 B FF 86 B SL 80 C CH 74 X FF 88 2-2 F9 ③		B FF 83 C CU 68 F FF 82 B SL 80 X SL 81 2-2 G5-3 ③			C FF 90 F SL 82 1 SAFE B FF 90 D SL 82 F FF 91 C SL 82 2-3 K ①	C SL 81 S CH 85 B SI 91 F SL 81 X SI 91 1-2 1-3 1B	4	0	1	0	1	1	2
1 Kosuke Fukudome, L (1, 9) OBP: 0.367, SLG: 0.395	B CH 74 F CH 72 C FF 84 X CH 73 1-2 G6-4-3 1-2 2-H 3-H 1B			X CU 69 0-0 L8 ①		B FF 92 B FF 92 C FF 92 S SI 93 B SI 93 X FF 93 3-2 E S 1B		X SL 82 0-0 FC4-6 ② 1-2f	C SI 91 B CH 84 B CH 84 X SL 81 2-1 F8 ③	5	0	2	2	0	0	3
Henry Blanco, R (1, 2) OBP: 0.330, SLG: 0.376	C FC 83 F FC 82 F CU 70 X SL 80 0-2 G6-4-3 ② ③ 1-2f			B FF 84 B SL 79 F FF 85 C FF 86 B CH 75 B SL 82 4-2 40 SH2-4 12 2B BB		1 SAFE S SL 85 B SI 92 1 SAFE S SL 85 D SL 85 X CU 83 2-2 F8 ① 1-3		C SI 88 S SL 83 B FF 90 X SL 81 1-2 F8 ③		3	1	0	0	1	0	4
40 Rich Harden, L (1, 1) OBP: 0.125, SLG: 0.125 Daryle Ward, L (6, PH) OBP: 0.333, SLG: 0.377 57 Chad Gaudin, R (6, 1) 48 Neal Cotts, L (7, 1) Kerry Wood, R (8, 1) 9 Reed Johnson, R (9, PH) OBP: 0.365, SLG: 0.445 (9, 8)		C FF 83 C CU 68 F CH 73 S CH 72 0-3 K ①		X CH 73 0-0 SH2-4 ② 1-2		X FF 93 0-0 G5-3 ②			B FF 92 X FF 92 1-0 2 BB 12 BB 25 BB 1B	1	0	0	0	0	1	0
										1	0	0	0	0	0	1
										0	0	0	0	0	0	0
										0	0	0	0	0	0	0
										0	0	0	0	0	0	0
										1	1	1	0	0	0	0
Inning Stats	R: 4 E: 0 K: 1 S: 19 H: 4 LOB: 1 BB: 1 P: 28	R: 0 E: 0 K: 2 S: 11 H: 1 LOB: 1 BB: 0 P: 14	R: 0 E: 0 K: 1 S: 9 H: 0 LOB: 0 BB: 0 P: 15	R: 1 E: 0 K: 0 S: 7 H: 1 LOB: 1 BB: 1 P: 13	R: 0 E: 0 K: 1 S: 8 H: 1 LOB: 1 BB: 0 P: 12	R: 0 E: 0 K: 0 S: 9 H: 1 LOB: 1 BB: 0 P: 16	R: 0 E: 0 K: 1 S: 9 H: 0 LOB: 0 BB: 0 P: 13	R: 0 E: 0 K: 1 S: 10 H: 0 LOB: 1 BB: 1 P: 17	R: 3 E: 0 K: 0 S: 17 H: 2 LOB: 2 BB: 3 P: 34	1B: 8 2B: 2 3B: 0 HR: 0 SF: 1 SAC: 1 DP: 1 HBP: 0	WP: 0 PB: 0 SB: 2 CS: 0 PA: 43					

PITCHER		IP	WLS	BF	H	R	ER	SO	BB	IBB	HBP	BLK	WP	HR	S	P	ERA	WHIP
57 Jorge Campillo, R ERA: 3.09	(1, 1)	5.0	L	24	7	5	5	5	2	0	0	0	0	0	54	82	9.00	1.800
30 Jeff Bennett, R ERA: 4.16	(6, 1)	2.0		7	1	0	0	1	0	0	0	0	0	0	18	29	0.00	0.500
Will Ohman, L ERA: 2.57	(8, 1)	1.0		4	0	0	0	1	1	0	0	0	0	0	10	17	0.00	1.000
51 Michael Gonzalez, L ERA: 3.93	(9, 1)	0.0		4	1	3	3	0	3	0	0	0	0	0	5	18	∞	∞
Julian Tavarez, R ERA: 5.34	(9, 1)	1.0		4	1	0	0	0	0	0	0	0	0	0	12	16	0.00	1.000

PITCHER	IP	WLS	BF	H	R	ER	SO	BB	IBB	HBP	BLK	WP	HR	S	P	ERA	WHIP

AB	35
R	8
H	10
RBI	8
BB	6
SO	7
LOB	16

Chicago Cubs @ Atlanta Braves

Turner Field, Atlanta, GA

Wed Aug 13 2008, 7:15 PM EDT

Att. 33,714 - Cloudy - 81 F

BOTTOM

Batter	1	2	3	4	5	6	7	8	9	AB	R	H	RBI	BB	SO	LOB
1 Grégor Blanco, L (1, 8) OBP: 0.371, SLG: 0.321	C CH 87 F FF 90 B FF 90 B SL 84 F FF 90 F SL 85 X FF 93 2-2 ① G6-3		B SL 83 C FF 89 B FF 90 B FF 91 B FF 92 4-1 ② 19 BB, 1-2 BB		X SL 83 0-0 ① SH1-3, 1-2		C SL 84 B FC 88 B FF 91 S FF 91 F FF 92 F FF 93 F SL 83 F FF 93 B SL 86 3-2 ② X FF 90 L7			2	0	0	0	1	0	1
19 Yunel Escobar, R (1, 6) OBP: 0.351, SLG: 0.375	B FF 88 S SL 84 B SL 84 B FF 91 X FF 90 3-1 ② F9		B FF 90 B FF 91 B FF 90 B FF 91 4-0 1-2 2-3 BB		B FF 90 F FF 90 B FF 92 X CH 84 2-1 22 G3, 1B		B SI 91 X FF 90 1-0 1-2 1B			3	0	2	0	1	0	0
22 Casey Kotchman, L (1, 3) OBP: 0.319, SLG: 0.424	B SL 82 X FF 88 1-0 ③ F8		C SL 85 F SL 85 F FF 94 D SL 86 X SL 86 1-2 ③ G3-1		X SL 84 0-0 ② G3, 1-2 2-3		X SL 85 0-0 ③ G3-1			4	0	0	0	0	0	7
16 Brian McCann, L (1, 2) OBP: 0.379, SLG: 0.554		S SL 81 F SL 83 B FF 90 B FF 90 F SL 85 F FF 93 X CH 85 2-2 ① G3		X CH 82 0-0 ① P3	B FF 91 B SL 84 F SL 84 S CH 84 S FF 93 2-3 ③ K			C CU 80 C SL 93 S CU 82 0-3 ① K2-3		4	0	0	0	0	2	2
4 Omar Infante, R (1, 7) OBP: 0.362, SLG: 0.471		C FF 89 X FF 91 0-1 ② F8		B FF 88 B CH 87 C FF 89 B FF 90 F FF 90 B FF 92 4-2 14 1B, BB		F FF 91 S SL 81 B SL 80 B SL 81 F SL 82 X SI 92 2-2 ① L8		B SL 94 B SL 92 F SL 93 F SL 92 X CU 81 2-2 ② P5		3	0	0	0	1	0	0
2 Kelly Johnson, L (1, 4) OBP: 0.336, SLG: 0.417		C SL 83 B FF 90 T FF 92 B SL 84 X SL 84 2-2 ③ F8		B SL 83 C FF 88 1 SAFE F SL 83 S FF 90 1-3 ② K		F CH 87 B SL 86 F SL 80 C FF 92 1-3 ② K		C CU 80 X CU 81 0-1 ③ G1-4-3		4	0	0	0	0	2	1
14 Martin Prado, R (1, 5) OBP: 0.382, SLG: 0.489			C CH 87 B SL 83 X FF 91 1-1 ① L9	C FF 88 T SL 82 F SL 82 X FF 92 0-2 1-3 1B		C FF 92 S SL 80 B FF 93 F SL 82 B SL 88 X FF 92 2-2 ③ F8		C FF 88 C CU 72 F CU 73 X FF 89 0-2 ① G6-3		4	0	1	0	0	0	0
7 Jeff Francoeur, R (1, 9) OBP: 0.286, SLG: 0.345			T FF 90 B FF 92 T FF 90 X FF 92 1-2 ② F8	B FF 91 B FF 90 F FF 92 B FF 91 X FF 93 3-1 ③ P3			B FF 90 B FF 90 B FF 89 C FF 90 B FF 89 4-1 19 1B, BB		B CU 72 B SL 87 X FF 88 2-0 ② G5-3	3	0	0	0	1	0	2
57 Jorge Campillo, R (1, 1) OBP: 0.176, SLG: 0.152 8 Ruben Gotay, S (5, PH) OBP: 0.306, SLG: 0.322 30 Jeff Bennett, R (6, 1) OBP: 0.300, SLG: 0.333 Greg Norton, S (7, PH) OBP: 0.345, SLG: 0.386 Will Ohman, L (8, 1) 51 Michael Gonzalez, R (9, 1) Julian Tavarez, L (9, 1) 5 Clint Sammons, R (9, PH) OBP: 0.333, SLG: 0.450			C FF 90 B FF 90 S FF 90 B SL 85 B FF 91 F FF 92 B FF 95 4-2 19 BB, 1 BB, BB		B SL 82 B FF 87 B FF 87 C FF 87 B FF 90 4-1 22 G3, 1 SH1-3, BB		B FF 91 S SL 83 B FF 92 F FF 90 F SL 86 S FF 92 2-3 ① K		S FF 87 S SL 88 S CU 74 0-3 ③ K	0 0 0 1 0 0 0 1	0 0 0 0 0 0 0 0	0 0 0 0 0 0 0 0	0 1 0 0 0 0 0 0	1 1 0 1 0 0 0 1	0 0 0 1 0 0 0 0	0 0 0 1 0 0 0 0
Inning Stats	R: 0 H: 0 E: 0 LOB: 0 K: 0 BB: 0 S: 8 P: 14	R: 0 H: 0 E: 0 LOB: 0 K: 0 BB: 0 S: 10 P: 14	R: 0 H: 0 E: 0 LOB: 3 K: 0 BB: 3 S: 13 P: 28	R: 0 H: 1 E: 0 LOB: 2 K: 1 BB: 1 S: 12 P: 20	R: 0 H: 1 E: 0 LOB: 2 K: 1 BB: 1 S: 8 P: 16	R: 0 H: 0 E: 0 LOB: 0 K: 1 BB: 0 S: 11 P: 16	R: 0 H: 1 E: 0 LOB: 2 K: 1 BB: 1 S: 14 P: 24	R: 0 H: 0 E: 0 LOB: 0 K: 1 BB: 0 S: 8 P: 10	R: 0 H: 0 E: 0 LOB: 0 K: 1 BB: 0 S: 8 P: 10	1B: 3 2B: 0 3B: 0 HR: 0	SF: 0 SAC: 1 DP: 0 HBP: 0			WP: 0 PB: 0 SB: 0 CS: 0	PA: 36		

livebaseballscorecards.com

AB	29
R	0
H	3
RBI	0
BB	6
SO	6
LOB	14

PITCHER		IP	WLS	BF	H	R	ER	SO	BB	IBB	HBP	BLK	WP	HR	S	P	ERA	WHIP
40 Rich Harden, R ERA: 2.17	(1, 1)	5.0	W	22	2	0	0	2	5	0	0	0	0	0	51	92	0.00	1.400
57 Chad Gaudin, R ERA: 3.47	(6, 1)	1.0		4	0	0	0	1	1	0	0	0	0	0	12	21	0.00	1.000
48 Neal Cotts, L ERA: 3.09	(7, 1)	1.0		4	1	0	0	1	0	0	0	0	0	0	13	19	0.00	1.000
Kerry Wood, R ERA: 2.83	(8, 1)	1.0		3	0	0	0	1	0	0	0	0	0	0	8	10	0.00	0.000
45 Sean Marshall, L ERA: 3.55	(9, 1)	1.0		3	0	0	0	1	0	0	0	0	0	0	8	10	0.00	0.000

PITCHER	IP	WLS	BF	H	R	ER	SO	BB	IBB	HBP	BLK	WP	HR	S	P	ERA	WHIP

Chicago Cubs @ Atlanta Braves

Turner Field, Atlanta, GA

Thu Aug 14 2008, 7:00 PM EDT

Att. 36,365 - Partly Cloudy - 83 F

livebaseballscorecards.com

TOP

Batter	1	2	3	4	5	6	7	8	9	AB	R	H	RBI	BB	SO	LOB
12 Alfonso Soriano, R (1, 7) OBP: 0.344, SLG: 0.572	B FC 81 B FF 81 S FF 83 F SI 83 C FF 83 2-3 K ①	C CU 64 X CH 74 0-1 F7 ②		C CH 76 C FF 82 B CH 76 X FF 80 1-2 2-H HR	I IN 67 I IN 66 I IN 64 I IN 66 4-0 IBB		F CU 76 S FF 94 X SL 85 0-2 FC3-6 25 WP 1 BB 1-2f ②		B SL 81 C SL 78 B SI 89 B SL 78 X SI 89 3-1 L6 ②	5	1	1	2	1	1	2
1 Kosuke Fukudome, L (1, 9) OBP: 0.369, SLG: 0.395	X SI 83 0-0 25 2B 9 1B 1B	1 SAFE 0-0 CS ③ 1-2	X CU 65 0-0 25 1B 16 HR 1B	B SI 81 B CH 74 C SI 80 C CH 75 F SI 81 S SL 73 2-3 K ②	B FF 90 C SI 89 C CH 81 F FF 91 X CH 82 1-2 G1-3 ③		B CH 84 B FF 91 F CH 84 F FF 93 F FF 92 B FF 92 B CH 84 4-2 25 WP 1-2 BB		B SL 80 B SL 80 B SI 89 C SI 90 X SI 90 3-1 G4-3 ③	5	2	2	0	1	1	3
25 Derrek Lee, R (1, 3) OBP: 0.355, SLG: 0.471	B CH 76 F SI 83 B CH 76 X CH 76 2-1 9 1B 18 BB 1-3 2B		X SI 80 0-0 16 HR 1-2 1B	B SI 80 B CU 66 X CH 74 2-1 F9 ③		B SI 90 C SL 80 C CH 83 B SL 80 B CH 83 S SL 79 3-3 K ①	C FF 92 B SL 82 F FF 92 B FF 92 S FF 93 2-3 K ③ 1-2 2-3			5	2	2	0	0	2	2
16 Aramis Ramirez, R (1, 5) OBP: 0.385, SLG: 0.507 17 Mike Fontenot, L (5, 4) OBP: 0.377, SLG: 0.522	I IN 65 I IN 63 I IN 64 I IN 62 4-0 18 BB 9 1B IBB		D CH 75 C CH 75 B FC 82 X CH 75 2-1 1-H 2-H HR		T FF 89 B FF 90 X SL 85 1-1 9 G3 18 E 1B	B SI 90 S CH 83 B SL 81 X SI 91 2-1 F7 ②		C SI 88 S CH 81 X CH 81 0-2 G4-3 ①		2 2	2 0	2 0	3 0	1 0	0 0	0 0
9 Reed Johnson, R (1, 8) OBP: 0.365, SLG: 0.448	B SI 82 B SI 83 C SI 82 X SI 83 2-1 18 BB 1-2 2-3 3-H 1B		F SI 81 B FC 78 X FC 79 1-1 B5-3 ①		C FF 89 1 SAFE F FF 90 X FF 91 0-2 G3 ① 1-2	S SL 81 X CH 84 1-1 G6-3 ③		F FF 88 B SL 80 C SL 79 B SL 79 X SI 89 2-2 F8 2B		5	0	2	1	0	0	1
18 Geovany Soto, R (1, 2) OBP: 0.366, SLG: 0.504	S CH 75 B FC 79 B SI 82 B CH 76 B SI 82 4-1 G6-4-3 1-2 2-3 3-H BB		C CU 65 X CH 78 0-1 F9 ②		B SL 79 C FF 90 B SL 86 C FF 91 X FF 92 2-2 E4 2-H 1B 2B		B CU 73 C FF 92 B FF 94 C FF 94 B CU 78 B CU 74 4-2 2B 2 1B BB		C SL 80 S SL 82 B FF 90 B SL 83 D SL 83 B FF 90 4-2 BB	2	2	1	2	3	0	0
Mark DeRosa, R (1, 4) OBP: 0.375, SLG: 0.447 (5, 5)	C SI 82 B SI 81 B SI 82 B SI 82 X CH 75 3-1 G6-4-3 ② ③ 1-2f		X CH 73 0-0 G5-3 ③		F FF 90 F FF 90 B SL 84 B FF 92 X FF 89 2-2 30 SH5-4 2 1B 3-H 1B		C FF 95 S FF 94 X FF 93 0-2 2 1B 1-3 SF9 2B	X FF 90 0-0 F8 ② 2-3		5	1	2	1	0	0	5
2 Ryan Theriot, R (1, 6) OBP: 0.398, SLG: 0.376		B FF 81 B SI 80 C CH 74 B SI 81 B CH 74 4-1 1 CS BB		C FF 81 B CH 74 B FF 80 B CH 75 B FF 81 4-1 30 SH1-4 12 HR BB	F FF 91 1 SAFE B SL 84 X FF 89 1-1 30 SH5-4 1-2 1B		C FF 93 X CU 76 0-1 12 FC3-6 2-3 3-H 1B	C SL 82 B FF 91 C FF 90 X FF 91 1-2 F9 ③		3	1	2	1	2	0	2
30 Ted Lilly, L (1, 1) OBP: 0.188, SLG: 0.191 Daryle Ward, L (7, PH) OBP: 0.329, SLG: 0.377 Bob Howry, L (7, 1) 49 Carlos Marmol, R (7, 1) Ronny Cedeno, R (9, PH) OBP: 0.335, SLG: 0.371 Kerry Wood, R (9, 1)		1 SAFE C SI 80 L SI 81 M SL 73 0-3 K ①	X SI 80 0-0 SH1-4 ① 1-2		X FF 88 0-0 SH5-4 ② 1-2 2-3		B CH 83 X CH 83 1-0 SF9 ① 3-H		B FF 89 C SI 88 S SI 89 S SL 81 1-3 K ①	1 0 0 0 0 1	0 0 0 0 0 0	0 0 0 0 0 0	0 1 0 0 0 0	0 0 0 0 0 0	1 0 0 0 1 0	1 0 0 0 0 0
Inning Stats	R: 2 E: 0 K: 1 S: 11 H: 3 LOB: 2 BB: 2 P: 28	R: 0 E: 0 K: 1 S: 6 H: 0 LOB: 0 BB: 1 P: 10	R: 3 E: 0 K: 0 S: 9 H: 3 LOB: 0 BB: 0 P: 12	R: 2 E: 0 K: 1 S: 11 H: 1 LOB: 0 BB: 1 P: 20	R: 2 E: 1 K: 0 S: 18 H: 4 LOB: 3 BB: 1 P: 29	R: 0 E: 0 K: 1 S: 7 H: 0 LOB: 0 BB: 0 P: 13	R: 2 E: 0 K: 1 S: 17 H: 2 LOB: 2 BB: 2 P: 28	R: 0 E: 0 K: 0 S: 12 H: 1 LOB: 2 BB: 1 P: 19	R: 0 E: 0 K: 1 S: 7 H: 0 LOB: 0 BB: 0 P: 14	1B: 8 2B: 4 3B: 0 HR: 2 SF: 1 SAC: 2 DP: 1 HBP: 0						

	AB	36
	R	11
	H	14
	RBI	11
	BB	8
	SO	6
	LOB	16

WP: 1 PA: 48
PB: 0
SB: 0
CS: 1

PITCHER		IP	WLS	BF	H	R	ER	SO	BB	IBB	HBP	BLK	WP	HR	S	P	ERA	WHIP
47 Tom Glavine, L ERA: 5.54	(1, 1)	4.0	L	21	7	7	7	3	3	1	0	0	0	2	37	70	15.75	2.500
38 Buddy Carlyle, R ERA: 3.89	(5, 1)	1.0		8	4	2	2	0	0	1	0	0	0	0	18	29	18.00	4.000
Julian Tavarez, R ERA: 5.18	(6, 1)	1.0		3	0	0	0	1	0	0	0	0	0	0	7	13	0.00	0.000
56 Blaine Boyer, R ERA: 5.0	(7, 1)	1.0		7	2	2	2	1	2	0	0	0	1	0	17	28	18.00	4.000
Vladimir Nunez, R ERA: 4.63	(8, 1)	1.0		5	1	0	0	0	1	0	0	0	0	0	12	19	0.00	2.000

PITCHER		IP	WLS	BF	H	R	ER	SO	BB	IBB	HBP	BLK	WP	HR	S	P	ERA	WHIP
Will Ohman, L ERA: 2.52	(9, 1)	1.0		3	0	0	0	1	0	0	0	0	0	0	7	14	0.00	0.000

Batter	1	2	3	4	5	6	7	8	9	AB	R	H	RBI	BB	SO	LOB
19 Yunel Escobar, R (1, 6) OBP: 0.353, SLG: 0.375 1 Grégor Blanco, L (8, 7) OBP: 0.370, SLG: 0.320	C SL 81 X SL 82 0-1 F9 ①	F FF 88 F FF 89 B FF 90 S CH 80 1-3 K ③		B FF 88 C SL 83 X FF 86 1-1 14 2B 1B		H FF 90 1-0 HBP		B FF 93 C FF 93 S FF 94 C FF 94 1-3 K ①		3 1	1 0	1 0	0 0	0 0	1 1	3 0
14 Martín Prado, R (1, 4) OBP: 0.383, SLG: 0.505	C FF 84 C FF 86 S CH 77 0-3 K ②		B CH 75 C CH 81 X CH 75 1-1 10 1B 2B	C FF 86 X CH 77 0-1 1-H 2B		S SL 85 B FF 91 F FF 90 S FF 91 1-3 K ③		X FF 94 0-0 P3 ②		5	1	2	1	0	2	2
10 Chipper Jones, S (1, 5) OBP: 0.464, SLG: 0.591	B CH 77 X CH 77 1-0 F8 ③		X FF 88 0-0 2-H 1B	C SL 84 F FF 89 S CH 80 0-3 K ③			C FF 91 F FF 91 B FF 91 F FF 91 F FF 91 B SL 83 B FF 91 F FF 91 C FF 92 3-3 K ①	C FF 94 C SL 84 X SL 83 0-2 G1 ③		5	0	1	1	0	2	1
4 Omar Infante, R (1, 7) OBP: 0.358, SLG: 0.464 (8, 6)		X FF 85 0-0 B1-3 ①	C FF 86 X FF 87 0-1 F9 ①		B FF 86 X FF 83 1-0 P3 ①		S SL 83 X SL 85 0-1 22 1B 7 HR 1B		X FF 93 0-0 G5-3 ①	5	1	1	0	0	0	1
22 Casey Kotchman, L (1, 3) OBP: 0.317, SLG: 0.421		B FF 84 B CH 75 C CH 79 C CH 80 B CH 73 X CH 80 3-2 G4-3 ②	S FF 87 C FF 88 B CH 78 D CH 79 T FF 90 2-2 K ②		C FF 86 F CU 68 F FF 89 X FF 89 0-2 G6-3 ②		F SI 91 X SL 83 0-1 1-2 7 HR 1B		B FF 93 S SL 90 F SL 90 F CU 80 F FF 95 F CU 80 F CU 80 B CU 77 2-2 F SL 90 X FF 95 G4-3 ②	5	1	1	0	0	1	1
7 Jeff Francoeur, R (1, 9) OBP: 0.289, SLG: 0.354		X FF 87 0-0 3B 1B	F FF 90 X FF 89 0-1 G4-3 ③		X FF 88 0-0 P3 ③		X FF 91 0-0 1-H 2-H HR		B FF 95 F FF 94 C CU 80 F FF 94 B CU 82 B FF 95 X FF 94 3-2 1B 1B	5	2	3	3	0	0	1
Mark Kotsay, L (1, 8) OBP: 0.346, SLG: 0.433		B CH 82 B SL 82 X SL 81 2-0 1-H 3B	B F X 1-1 HR		B FF 85 F SL 82 X FF 87 1-1 BLK 1B	B SI 90 F FF 91 C SL 82 B FF 91 X SL 83 2-2 2B		X FF 94 0-0 1-2 1B		5	1	5	2	0	0	0
5 Clint Sammons, R (1, 2) OBP: 0.308, SLG: 0.375		B FF 88 C SL 83 B FF 89 F SL 82 B CH 78 B SL 85 4-2 47 BB BB	S B B B X 3-1 P4 ①		F FF 87 F FF 88 B SL 84 F SL 85 F FF 89 S CH 80 1-3 K ①	S FF 90 X SL 83 0-1 F7 ②		C CU 80 B CU 81 B FF 94 F FF 95 C FF 95 2-3 K ③		4	0	0	0	1	2	4
47 Tom Glavine, L CHF 2.63, SLG .329 8 Ruben Gotay, S OPP 7.89, SLG .519 38 Buddy Carlyle, L OPP 3.69, SLG .229 Julian Tavarez, L Greg Norton, S 56 Blaine Boyer, R 2 Kelly Johnson, L OPP 6.43, SLG .364 Vladimir Nunez, R Will Ohman, L	B FF 89 B FF 88 B CH 80 C CH 80 B CH 82 4-1 1-2 BB	C C C 0-3 K ②	C FF 88 F CH 79 F FF 89 B FF 90 S FF 90 1-3 1-2 K ②	C FF 94 C SL 83 S SL 84 0-3 K ③					0 0 0 0 1 0 0 1 0 0 0 0 0 0 0 0 0 0 0 0 0 0 0 0 0 0 0 0 1 0 0 0 0 1 1 0 0 0 0 0 0 0 1 0 0 0 0 1 1 0 0 0 0 0 0 0 0 0 0 0 0 0 0						
Inning Stats	R: 0 E: 0 K: 1 S: 6 H: 0 LOB: 0 BB: 0 P: 7	R: 1 E: 0 K: 1 S: 12 H: 2 LOB: 3 BB: 2 P: 26	R: 1 E: 0 K: 1 S: 10 H: 2 LOB: 1 BB: 0 P: 13	R: 2 E: 0 K: 2 S: 14 H: 3 LOB: 1 BB: 0 P: 19	R: 0 E: 0 K: 0 S: 6 H: 0 LOB: 0 BB: 0 P: 7	R: 0 E: 0 K: 3 S: 14 H: 1 LOB: 2 BB: 0 P: 19	R: 3 E: 0 K: 2 S: 19 H: 4 LOB: 1 BB: 0 P: 24	R: 0 E: 0 K: 1 S: 7 H: 0 LOB: 0 BB: 0 P: 8	R: 0 E: 0 K: 1 S: 18 H: 2 LOB: 2 BB: 0 P: 25	1B: 8 2B: 3 3B: 1 HR: 2	SF: 0 SAC: 0 DP: 0 HBP: 1	WP: 0 PB: 0 SB: 0 CS: 0	PA: 44			

Chicago Cubs @ Atlanta Braves

Turner Field, Atlanta, GA

Thu Aug 14 2008, 7:00 PM EDT

Att. 36,365 - Partly Cloudy - 83 F

BOTTOM

livebaseballscorecards.com

AB	41
R	7
H	14
RBI	7
BB	2
SO	12
LOB	15

PITCHER		IP	WLS	BF	H	R	ER	SO	BB	IBB	HBP	BLK	WP	HR	S	P	ERA	WHIP
30 Ted Lilly, L ERA: 4.32	(1, 1)	6.0	W	29	8	4	4	8	2	0	1	1	0	1	62	91	6.00	1.667
Bob Howry, R ERA: 5.53	(7, 1)	0.2		6	4	3	3	1	0	0	0	0	0	1	16	21	40.50	6.000
49 Carlos Marmol, R ERA: 2.89	(7, 1)	1.1		4	0	0	0	2	0	0	0	0	0	0	10	11	0.00	0.000
Kerry Wood, R ERA: 2.77	(9, 1)	1.0		5	2	0	0	1	0	0	0	0	0	0	18	25	0.00	2.000

PITCHER	IP	WLS	BF	H	R	ER	SO	BB	IBB	HBP	BLK	WP	HR	S	P	ERA	WHIP

Chicago Cubs @ Florida Marlins

Dolphin Stadium, Miami, FL

Fri Aug 15 2008, 7:10 PM EDT

Att. 28,163 - Clear - 87 F

TOP

livebaseballscorecards.com

Batter	1	2	3	4	5	6	7	8	9	AB	R	H	RBI	BB	SO	LOB
12 Alfonso Soriano, R (1, 7) OBP: 0.339, SLG: 0.563 Kerry Wood, R (9, 1)	C FF 94 S SL 89 B SL 90 F FF 94 S SL 88 1-3 ① K	S SL 89 F SL 89 B FF 94 B FF 94 S SL 87 2-3 ③ K			X SL 84 0-0 ① L5		B FF 90 C FF 90 S FC 85 B CH 78 F CH 78 F FF 89 B FF 90 F FF 89 F FF 88 3-3 C FF 89 ② K		C CU 86 F CU 84 B FF 93 X FF 94 1-2 ② P4	5	0	0	0	0	3	2
										0	0	0	0	0	0	0
2 Ryan Theriot, R (1, 6) OBP: 0.396, SLG: 0.374	B FF 94 C FF 94 X SI 94 1-1 1B		C SL 84 C CH 85 B FF 91 B FF 93 X CH 86 2-2 ① L7		B FF 92 B FF 92 B FF 92 C FF 92 C FF 93 X FF 92 3-2 ② G6-3		B FC 84 F FF 89 L FF 89 X FF 90 1-2 ③ G6-3		B CU 84 S CU 84 C CU 84 F FF 94 B FF 94 S FS 88 2-3 ③ K	5	0	1	0	0	1	0
25 Derrek Lee, R (1, 3) OBP: 0.353, SLG: 0.467	S FF 94 1 SAFE B FF 95 C SI 94 B FF 95 X FF 94 2-2 ② F9		C SL 87 B SI 92 B SL 87 F FF 93 C FF 92 2-3 ② K		C SL 82 B SL 83 F FF 93 F FF 93 B FF 92 X SL 84 2-2 ③ G5-3			X FF 97 0-0 ① G6-3		4	0	0	0	0	1	1
Jim Edmonds, L (1, 8) OBP: 0.341, SLG: 0.480	B FF 94 C FF 94 1 SAFE B FF 94 C FF 93 F FF 95 S FF 94 2-3 ③ K		B FF 91 F CH 88 B CH 88 T FF 92 B FF 93 X FF 93 3-2 ③ F8			C CH 88 S SL 84 B FF 92 B FF 92 B SL 85 B FF 93 4-2 BB		C FF 96 B FF 98 F FF 96 B FF 98 B SL 81 X FF 94 3-2 ② G3-1		3	0	0	0	1	1	1
18 Geovany Soto, R (1, 2) OBP: 0.365, SLG: 0.501		C FF 92 F FF 92 B CH 87 B SL 88 X FF 94 2-2 ① F8		B FF 90 C FF 89 X SL 86 1-1 HR 1B		C FF 92 C SI 92 F SL 85 B FF 93 S CH 87 1-3 ① K		C SL 80 X FF 96 0-1 ③ F7		4	1	1	0	0	1	1
Mark DeRosa, R (1, 5) OBP: 0.380, SLG: 0.456		F FF 93 B SL 88 S FF 93 B SI 94 B SL 88 F SI 94 B FF 95 4-2 17 1B 38 1B BB		X FF 91 0-0 1-H HR		C SL 85 1 SAFE B SL 85 B FF 92 F SL 84 F CH 86 D CH 88 B FF 95 4-2 1-2 BB			C CU 83 B FS 85 B FF 93 B FF 94 B FF 93 4-1 9 1B HR BB	1	3	1	2	3	0	0
17 Mike Fontenot, L (1, 4) OBP: 0.375, SLG: 0.516		C FF 93 X CH 88 0-1 38 1B 1-3 1B		B SL 85 F FF 91 X SL 86 1-1 ① G4-3		C CH 84 S SL 86 F SL 86 D CH 89 S SL 86 1-3 ② K			C FF 93 B CU 84 B FF 94 B FF 94 X FF 94 3-1 ① L5	4	0	1	0	0	1	3
9 Reed Johnson, R (1, 9) OBP: 0.364, SLG: 0.445 (9, 7)		C FF 94 B FF 94 S FF 94 S FF 94 1-3 ② K		S SL 84 F FF 93 X SI 94 0-2 ② G4-3		C SL 84 B FF 94 B FF 94 S SL 86 C SL 84 2-3 ③ K			F FF 95 B FF 95 B FS 85 F FF 94 X FS 87 2-2 1-2 HR 1B	4	1	1	0	0	2	4
38 Carlos Zambrano, S (1, 1) OBP: 0.362, SLG: 0.580 57 Chad Gaudin, R (7, 1) Daryle Ward, L (9, PH) OBP: 0.337, SLG: 0.429 1 Kosuke Fukudome, L (9, 9) OBP: 0.369, SLG: 0.395		B FF 94 X FF 94 1-0 1-3 3-H 1B		X FF 91 0-0 ③ F7			S CH 79 S SI 78 B FF 90 X SI 79 1-2 ① G1-6-3		C FF 95 X FF 94 0-1 1-H 2-H HR	3	0	1	1	0	0	0
										0	0	0	0	0	0	0
										1	1	1	3	0	0	0
										0	0	0	0	0	0	0

	AB	R	H	RBI	BB	SO	LOB
	34	6	7	6	4	10	12

Inning Stats	1	2	3	4	5	6	7	8	9	1B	SF	WP	PA
R:	0	1	0	2	0	0	0	0	3	5	0	0	38
E:	0	0	0	0	0	0	0	0	0	2B: 0	SAC: 0	PB: 0	
K:	2	2	1	0	0	3	1	0	1	3B: 0	DP: 0	SB: 0	
S:	13	15	9	9	8	16	13	6	15	HR: 2	HBP: 0	CS: 0	
H:	1	2	0	2	0	0	0	0	2				
LOB:	1	2	0	0	0	2	0	0	1				
BB:	0	1	0	0	0	2	0	0	1				
P:	19	25	16	11	13	28	18	9	27				

PITCHER		IP	WLS	BF	H	R	ER	SO	BB	IBB	HBP	BLK	WP	HR	S	P	ERA	WHIP
55 Josh Johnson, R	(1, 1)	6.0		26	5	3	3	8	3	0	0	0	0	1	70	112	4.50	1.333
ERA: 3.38																		
Joe Nelson, R	(7, 1)	1.0	H	3	0	0	0	1	0	0	0	0	0	0	13	18	0.00	0.000
ERA: 1.96																		
22 Matt Lindstrom, R	(8, 1)	1.0	H	3	0	0	0	0	0	0	0	0	0	0	6	9	0.00	0.000
ERA: 3.29																		
Kevin Gregg, R	(9, 1)	1.0	L	6	2	3	3	1	1	0	0	0	0	1	15	27	27.00	3.000
ERA: 2.73																		

PITCHER	IP	WLS	BF	H	R	ER	SO	BB	IBB	HBP	BLK	WP	HR	S	P	ERA	WHIP

BOTTOM

Batter	1	2	3	4	5	6	7	8	9	AB	R	H	RBI	BB	SO	LOB
2 Hanley Ramirez, R (1, 6) OBP: 0.389, SLG: 0.526	C SI 92 B SI 93 B SI 94 B SI 93 C SI 93 S SI 94 3-3 ① **K**		B SI 90 B SI 92 C SI 92 D SL 84 F SI 92 F SI 93 B SI 93 4-2 1-2 3 HR **BB**	C SL 80 B FF 88 B FS 85 B FF 91 C SL 82 X SI 94 3-2 **1B**		B SI 92 B SI 94 B SI 94 C SI 92 B SI 93 4-1 27 FC3-6 **BB**		B CU 84 B FF 95 F FF 95 B FF 94 S CU 83 F FF 95 F CU 82 B CU 82 4-2 3 WP **BB**	2	1	1	0	3	1	0
27 Jeremy Hermida, L (1, 9) OBP: 0.324, SLG: 0.421	B SI 94 C SI 92 F FF 92 F SI 94 B FF 92 S SI 86 2-3 ② **K2-3**		X SI 90 0-0 ① **B2**	1 SAFE 1 SAFE C FF 89 X SI 90 0-1 ③ **G4-3**		B FF 89 B SI 90 D FS 84 C FF 90 X FF 89 3-1 ③ **FC3-6** 1-2f		C FF 95 C CU 80 F FF 96 B FF 95 F CU 81 F CU 81 B FF 94 F FF 91 F FF 95 2-3 ② **K** S FF 96	5	0	0	0	0	2	5
3 Jorge Cantu, R (1, 5) OBP: 0.331, SLG: 0.473 (8, 3)	C SL 83 X SI 96 0-1 ③ **L8**		C SI 93 D FS 86 F FS 86 B SL 85 X SL 84 2-2 1-H 2-H **HR**		C SI 89 B FS 83 F SI 90 X SL 84 1-2 6 E **E5**		F SL 81 C FF 92 B FF 92 X FF 91 1-2 ① **P4**		C FF 94 B SL 91 H FF 95 2-1 1-2 **HBP**	4	1	1	3	0	0	0
Mike Jacobs, L (1, 3) OBP: 0.291, SLG: 0.522 22 Matt Lindstrom, R (8, 1) Kevin Gregg, R (9, 1) 4 Alfredo Amezaga, S (9, PH) OBP: 0.315, SLG: 0.349		B SI 92 X SI 92 1-0 ① **G4-3**	B SI 93 B SI 93 X SI 94 2-0 ② **L4**		B SI 88 B SI 88 X FF 86 2-0 ① **F9**		X SI 90 0-0 ② **P6**		C CU 80 B SL 90 F FF 96 S FF 93 1-3 ③ **K**	4 0 0 1	0 0 0 0	0 0 0 0	0 0 0 0	0 0 0 0	0 0 0 1	1 0 0 2
6 Dan Uggla, R (1, 4) OBP: 0.356, SLG: 0.539		B SI 94 B SI 91 B SI 93 C SI 91 B SI 93 4-1 12 2B **BB**	B SL 85 F SI 94 B SI 93 T SI 93 B SI 92 B SL 86 4-2 3B **BB**		B SL 79 F SL 81 B SI 90 2 SAFE S FS 83 F FS 84 C SI 91 2-3 ② **K** 2-3		B FF 91 X FF 90 1-0 ③ **L8**			2	2	0	0	2	1	1
Josh Willingham, R (1, 7) OBP: 0.366, SLG: 0.460		C SI 91 B SL 82 C SI 91 1 SAFE B FS 83 B FS 84 X SI 94 3-2 ② **F7**	D SI 94 S FF 90 X SI 92 1-1 1-H **3B**		C FF 91 D FS 85 H FS 83 2-1 12 FC4 **HBP**			B SL 78 C SL 80 S FF 90 S FF 91 1-3 ① **K**		3	0	1	1	0	1	1
12 Cody Ross, R (1, 8) OBP: 0.316, SLG: 0.488		B SI 93 X SI 91 1-0 1-H **2B**	C SL 80 B SL 82 C SI 92 D SI 87 S SL 83 2-3 ③ **K**		C SI 90 C SI 93 F X 0-2 ③ **FC4** 1-2f			F FF 90 B FA 90 T FF 92 F SL 78 B SL 80 X SL 81 2-2 ② **P6**		4	0	1	1	0	1	3
21 John Baker, L (1, 2) OBP: 0.346, SLG: 0.411		B FS 85 B FF 92 F SI 92 C FF 92 B FS 85 X FF 91 3-2 ③ **G4-3**		C SI 88 C SI 88 T SI 91 0-2 ① **K**		X FS 86 0-0 ① **L8**		C FF 90 B FF 90 X CH 86 1-1 ③ **F8**		4	0	0	0	0	1	1
55 Josh Johnson, L (1, 1) OBP: 0.235, SLG: 0.313 Luis Gonzalez, L (6, PH) OBP: 0.341, SLG: 0.409 Joe Nelson, R (7, 1) 18 Wes Helms, R (8, 5) OBP: 0.313, SLG: 0.364			B SI 90 B SI 91 B FF 90 B SI 90 4-0 2 BB 3 HR **BB**	C SI 91 F FF 89 B FS 83 S FS 83 1-3 ② **K**		B FF 86 S FF 90 B FF 90 X FS 83 2-1 ② **F9**			C S CU 82 F CU 83 B FF 95 X SL 84 1-2 ① **G5-3**	1 1 0 1	1 0 0 0	0 0 0 0	0 0 0 0	1 0 0 0	1 0 0 0	0 0 0 0
Inning Stats	R: 0 E: 0 K: 2 S: 9 H: 0 LOB: 0 BB: 0 P: 14	R: 1 E: 0 K: 0 S: 9 H: 1 LOB: 1 BB: 1 P: 21	R: 4 E: 0 K: 1 S: 15 H: 2 LOB: 1 BB: 3 P: 34	R: 0 E: 0 K: 2 S: 11 H: 1 LOB: 1 BB: 0 P: 15	R: 0 E: 2 K: 1 S: 13 H: 0 LOB: 2 BB: 0 P: 20	R: 0 E: 0 K: 0 S: 6 H: 0 LOB: 1 BB: 1 P: 15	R: 0 E: 0 K: 0 S: 5 H: 0 LOB: 0 BB: 0 P: 7	R: 0 E: 0 K: 1 S: 9 H: 0 LOB: 0 BB: 0 P: 13	R: 0 E: 0 K: 2 S: 20 H: 0 LOB: 2 BB: 1 P: 30	1B: 1 2B: 1 3B: 1 HR: 1 SF: 0 SAC: 0 DP: 0 HBP: 2						

PITCHER	IP	WLS	BF	H	R	ER	SO	BB	IBB	HBP	BLK	WP	HR	S	P	ERA	WHIP
38 Carlos Zambrano, R (1, 1) ERA: 3.38	6.0		29	4	5	5	6	5	0	1	0	0	1	63	119	7.50	1.500
57 Chad Gaudin, R (7, 1) ERA: 3.39	2.0	W	6	0	0	0	1	0	0	0	0	0	0	14	20	0.00	0.000
Kerry Wood, R (9, 1) ERA: 2.72	1.0	S	5	0	0	0	2	1	0	1	0	1	0	20	30	0.00	1.000

PITCHER	IP	WLS	BF	H	R	ER	SO	BB	IBB	HBP	BLK	WP	HR	S	P	ERA	WHIP

Chicago Cubs @ Florida Marlins

Dolphin Stadium, Miami, FL

Fri Aug 15 2008, 7:10 PM EDT

Att. 28,163 - Clear - 87 F

livebaseballscorecards.com

AB	32
R	5
H	4
RBI	5
BB	6
SO	9
LOB	14

WP: 1 PA: 40
PB: 0
SB: 0
CS: 0

Batter	1	2	3	4	5	6	7	8	9	AB	R	H	RBI	BB	SO	LOB
12 Alfonso Soriano, R (1, 7) OBP: 0.343, SLG: 0.565	B FF 89 S FF 90 B FF 91 B SL 79 B FF 90 4-1 2 F8 BB		X FF 91 0-0 2 E 2B		B SL 77 S SL 78 B SL 76 X SI 88 2-1 ① F9		X SI 93 0-0 9 1B 2 S 1B		B CU 83 F CU 82 C FF 92 B FF 92 X FF 93 2-2 ① G6-3	4	0	2	0	1	0	0
2 Ryan Theriot, R (1, 6) OBP: 0.396, SLG: 0.372	B SI 89 1 SAFE 1 SAFE 1 SAFE C SI 90 C FF 92 B SL 82 B SL 80 X SL 80 3-2 ①② F8 1-2		B SL 80 B SL 79 C SI 90 F SI 90 2 SAFE S SL 80 2-3 ② K 2-3		B SL 79 F FF 88 F SL 76 X CU 72 1-2 ② G4-3		1 SAFE B SI 92 D CU 78 B SI 93 B SI 92 4-0 9 1B 1-2 BB		C FF 93 B FF 92 S FS 86 B FS 85 B FS 84 B FF 92 4-2 25 1B BB	3	0	0	0	2	1	2
Jim Edmonds, L (1, 8) OBP: 0.341, SLG: 0.477 9 Reed Johnson, R (7, PH) OBP: 0.365, SLG: 0.445 (7, 8)	C FF 91 B SI 90 B FF 90 B FS 81 X FF 90 3-1 ③ L7		B CU 72 B FS 83 C SI 92 D CU 73 B SI 91 4-1 BB BB		C CU 71 X CU 71 0-1 ③ G4-3		B FF 92 S SL 81 F FF 92 X FF 93 1-2 25 FC6-4 1B 1-2 2-3		C FF 94 B FF 93 B CU 85 S CU 86 S FF 93 2-3 ② K	2 2	0 0	0 1	0 0	1 1	0 1	0 1
Daryle Ward, L (1, 3) OBP: 0.337, SLG: 0.417 25 Derrek Lee, R (7, PH) OBP: 0.353, SLG: 0.468 (7, 3)		F SI 88 F SI 90 B SL 78 X SI 92 1-2 ① F8	C CU 72 B SL 80 B FS 83 B CU 74 S SI 90 F SL 82 B FF 92 4-2 1-2 BB			F CU 71 C SL 77 B CU 72 S SI 90 1-3 ① K	F FF 98 F FF 98 B FF 98 B FF 99 F FF 99 F FF 97 X SI 99 2-2 ③ FC6-4 1-2f		C FF 94 B FF 93 X FF 93 1-1 1-2 1B	2 2	0 0	0 1	0 0	1 0	1 0	0 3
17 Mike Fontenot, L (1, 4) OBP: 0.376, SLG: 0.511		F SI 91 B SI 90 B CU 72 C CU 72 F SL 78 F FS 84 B FF 92 B SL 78 4-2 G3 1 BB BB	B CU 72 X SI 90 1-0 ③ G3-1			X SI 88 0-0 1B		B FF 96 X FF 96 1-0 ① P4	C FF 94 D FS 86 S FS 85 C FF 92 1-3 ③ K	4	0	1	0	1	1	5
1 Kosuke Fukudome, L (1, 9) OBP: 0.370, SLG: 0.395		B SI 89 B SI 88 1 SAFE B SI 89 B FF 89 4-0 G3 1-2 BB	C SI 89 B SI 88 F SI 87 B SL 80 F SL 78 F SI 91 S SL 78 2-3 ① K		1 SAFE F FF 88 C FF 89 D CU 75 F CU 74 B FF 89 X FC 89 2-2 ② L7		X SI 96 0-0 18 1B 1B		3	0	1	0	1	1	1
Mark DeRosa, R (1, 5) OBP: 0.377, SLG: 0.452		B SL 80 S SL 79 X FF 91 1-1 ② G3 1-2 2-3	C SL 79 F SI 90 C SI 90 0-3 ② K		C CU 74 1 SAFE F FF 90 F FF 90 B FF 90 B FF 88 S CH 82 2-3 ③ K2-3			B SL 82 B FF 97 1 SAFE C FF 92 D SL 82 F FF 95 X FF 94 3-2 ② F8	4	0	0	0	0	2	4
Henry Blanco, R (1, 2) OBP: 0.330, SLG: 0.409 18 Geovany Soto, R (8, PH) OBP: 0.366, SLG: 0.503 (8, 2)		X SI 88 0-0 ③ G5-3	B FF 90 B FF 88 C FF 88 F SI 87 X SI 92 2-2 HR				C SI 92 F SI 90 X SI 93 0-2 ① F8	F FF 97 C SL 83 F SL 83 X FF 98 0-2 1-3 1B		3 1	1 0	1 1	1 0	0 0	0 0	2 0
45 Sean Marshall, L (1, 1) OBP: 0.375, SLG: 0.375 Bob Howry, L (6, 1) 38 Carlos Zambrano, S (7, PH) OBP: 0.357, SLG: 0.571 29 Jeff Samardzija, R (7, 1) 16 Aramis Ramirez, R (8, PH) OBP: 0.384, SLG: 0.506 49 Carlos Marmol, R (8, 1)			C FF 88 C CU 72 B FF 91 B SI 88 F FF 91 S SL 79 2-3 ① K	C FF 90 S SI 90 B SI 90 S SL 80 1-3 ③ K			B CU 79 S FF 92 F SI 92 F SI 93 S SI 93 1-3 ② K	F FF 97 B FF 97 X SL 84 1-1 ③ G5-3	2 0 1 0 1 0	0 0 0 0 0 0	0 0 0 0 0 0	0 0 0 0 0 0	2 0 1 0 0 2	0 0 0 0 0 0	0 0 0 0 2 0

| Inning Stats | | | |

BOTTOM

Chicago Cubs @ Florida Marlins

Dolphin Stadium, Miami, FL

Sat Aug 16 2008, 7:10 PM EDT

Att. 39,124 - Partly Cloudy - 88 F

Batter	1	2	3	4	5	6	7	8	9	AB	R	H	RBI	BB	SO	LOB
2 Hanley Ramirez, R (1, 6) OBP: 0.392, SLG: 0.536	B CH 86 B CH 86 C SL 84 X SL 84 2-1 HR		B CH 82 C SL 84 C CH 82 B SL 82 X CU 72 2-2 CS 2B		I IN 70 I IN 72 I IN 72 I IN 71 4-0 12 1B IBB		C FF 92 F FF 93 B FF 94 S FS 84 1-3 ② K			3	1	2	1	1	1	0
12 Cody Ross, R (1, 8) (7, 9) OBP: 0.318, SLG: 0.486	S SL 86 C CU 70 B FF 88 S CU 71 1-3 ① K		F CU 71 X SL 84 0-1 ① G6-3		X SL 84 0-0 1-3 2-H 1B		B FS 82 F SI 94 B FF 95 B SI 92 B FF 94 4-1 BB			3	0	1	1	1	1	1
3 Jorge Cantu, R (1, 5) (9, 3) OBP: 0.330, SLG: 0.470	B SL 85 F SI 87 C CU 70 S CU 72 1-3 ② K		C SL 86 C CU 72 S CU 73 0-3 ② ③ K 2-3		I IN 70 I IN 70 I IN 71 I IN 71 4-0 IBB		1 SAFE 1 SAFE C FF 92 X SI 93 0-1 ③ G5-3			3	0	0	0	1	2	2
Mike Jacobs, L (1, 3) OBP: 0.288, SLG: 0.516 Kevin Gregg, R (9, 1)	C CU 70 B SI 88 C CU 71 F SI 88 S CU 71 1-3 ③ K			B FF 87 S SL 84 B CH 86 X FF 87 2-1 ① F9	C CU 69 B CU 71 S SL 85 S CU 72 1-3 ③ K			S FF 94 F FF 95 B SL 82 B SL 81 X SL 83 2-2 ① F8		4 0	0 0	0 0	0 0	0 0	2 0	3 0
6 Dan Uggla, R (1, 4) OBP: 0.355, SLG: 0.538		C CU 69 B SL 84 S CU 71 X FF 88 1-2 2B		X SL 85 0-0 ② P4		C SL 84 B SL 84 F FF 91 X SL 83 1-2 ① F7		C FF 94 X FF 94 0-1 ② F8		4	0	1	0	0	0	0
Josh Willingham, R (1, 7) OBP: 0.360, SLG: 0.453		F SL 84 B FF 88 X CU 70 1-1 ① G5-3		C CH 87 F CU 70 B SL 85 B SL 85 S CU 71 2-3 ③ K		B SI 92 C SI 92 B FF 92 B SI 91 F SI 92 F SI 92 F SI 92 F SI 92 X SI 92 3-2 ② P6		C SL 83 B SL 83 C FF 95 B SL 82 C FF 93 2-3 ③ K		4	0	0	0	0	2	1
27 Jeremy Hermida, L (1, 9) OBP: 0.328, SLG: 0.421 Arthur Rhodes, L (7, 1) 22 Matt Lindstrom, R (7, 1) 18 Wes Helms, R (9, 5) OBP: 0.313, SLG: 0.364		C CU 70 H FF 86 1-1 HBP			B CU 69 C SL 84 F CH 86 B CU 72 B CU 71 B FF 86 4-2 G5-3 12 1B BB	B SI 91 C SI 92 B SI 92 B SI 92 B SL 84 4-1 BB				0 0 0 0	1 0 0 0	0 0 0 0	0 0 0 0	2 0 0 0	0 0 0 0	0 0 0 0
Matt Treanor, R (1, 2) OBP: 0.306, SLG: 0.304		B CU 69 F SL 85 B CU 70 F SL 85 S CU 71 2-3 ② K			C SL 84 1 SAFE B CU 70 1 SAFE X SL 84 1-1 ① G5-3 1-2	C SL 83 D SL 85 F SI 92 F SL 84 X SL 83 1-2 ③ P5				3	0	0	0	0	1	4
19 Aníbal Sánchez, R (1, 1) Mark Hendrickson, L (6, 1) OBP: 0.286, SLG: 0.382 20 Logan Kensing, R (7, 1) 4 Alfredo Amezaga, S (7, 8) OBP: 0.313, SLG: 0.348		X SL 85 0-0 ③ G4-3			T SL 84 C CU 69 S CU 70 0-3 ② K		B SI 92 C SI 91 B FS 82 F FF 92 X FS 83 2-2 ① G6-3			2 0 0 1	0 0 0 0	0 0 0 0	0 0 0 0	0 0 0 0	1 0 0 0	3 0 0 0
Inning Stats	R: 1 E: 0 K: 3 S: 12 H: 1 LOB: 0 BB: 0 P: 17	R: 0 E: 0 K: 1 S: 10 H: 1 LOB: 2 BB: 0 P: 15	R: 0 E: 0 K: 1 S: 8 H: 1 LOB: 0 BB: 0 P: 10	R: 0 E: 0 K: 1 S: 6 H: 0 LOB: 0 BB: 0 P: 10	R: 1 E: 0 K: 2 S: 11 H: 1 LOB: 3 BB: 3 P: 25	R: 0 E: 0 K: 0 S: 14 H: 0 LOB: 1 BB: 1 P: 23	R: 0 E: 0 K: 1 S: 9 H: 0 LOB: 1 BB: 1 P: 16	R: 0 E: 0 K: 1 S: 8 H: 0 LOB: 0 BB: 0 P: 12		1B: 1 2B: 2 3B: 0 HR: 1	SF: 0 SAC: 0 DP: 0 HBP: 1			WP: 0 PB: 0 SB: 0 CS: 1	PA: 33	

livebaseballscorecards.com

AB	27
R	2
H	4
RBI	2
BB	5
SO	10
LOB	14

PITCHER		IP	WLS	BF	H	R	ER	SO	BB	IBB	HBP	BLK	WP	HR	S	P	ERA	WHIP
45 Sean Marshall, L ERA: 3.56	(1, 1)	5.0	L	22	4	2	2	8	1	2	1	0	0	1	47	77	3.60	1.000
Bob Howry, R ERA: 5.43	(6, 1)	1.0		4	0	0	0	0	1	0	0	0	0	0	14	23	0.00	1.000
29 Jeff Samardzija, R ERA: 1.23	(7, 1)	1.0		4	0	0	0	1	1	0	0	0	0	0	9	16	0.00	1.000
49 Carlos Marmol, R ERA: 2.85	(8, 1)	1.0		3	0	0	0	1	0	0	0	0	0	0	8	12	0.00	0.000

PITCHER	IP	WLS	BF	H	R	ER	SO	BB	IBB	HBP	BLK	WP	HR	S	P	ERA	WHIP

Chicago Cubs @ Florida Marlins

Dolphin Stadium, Miami, FL

Sun Aug 17 2008, 1:10 PM EDT

Att. 19,085 - Partly Cloudy - 92 F

livebaseballscorecards.com

TOP

Batter	1	2	3	4	5	6	7	8	9	AB	R	H	RBI	BB	SO	LOB
12 Alfonso Soriano, R (1, 7) OBP: 0.340, SLG: 0.561	G5-3	K			F9		2B	K	F8	6	1	1	2	0	2	3
2 Ryan Theriot, R (1, 6) OBP: 0.396, SLG: 0.371	G6-3		1B		HBP		G1-3	F7		4	0	1	0	0	0	2
25 Derrek Lee, R (1, 3) OBP: 0.357, SLG: 0.468	BB		1B		G5-4-3		IBB	BB		2	1	1	0	3	0	1
16 Aramis Ramirez, R (1, 5) OBP: 0.387, SLG: 0.508	BB		G5-3			F9	2B		1B	4	1	2	2	1	0	2
1 Kosuke Fukudome, L (1, 9) OBP: 0.366, SLG: 0.391	K		K2-3			L8	SF8	K		4	0	0	1	0	3	5
18 Geovany Soto, R (1, 2) OBP: 0.367, SLG: 0.499		BB	G4-3			F8	IBB		L8	3	1	0	0	2	0	0
17 Mike Fontenot, L (1, 4) OBP: 0.360, SLG: 0.519 Ronny Cedeno, R (7, PH) OBP: 0.309, SLG: 0.371 48 Neal Cotts, L (7, 1) 29 Jeff Samardzija, R (8, 1) Henry Blanco, R (9, PH) OBP: 0.337, SLG: 0.427 49 Carlos Marmol, R (9, 1)	1B			F7					SF8	3 0 0 0 1 0	1 1 0 0 1 0	2 0 0 0 1 0	0 0 0 0 1 0	0 0 0 0 0 0	0 0 0 0 0 0	0 0 0 0 0 0
9 Reed Johnson, R (1, 8) OBP: 0.372, SLG: 0.460	F9		2B						1B	5	1	4	3	0	0	2
46 Ryan Dempster, R (1, 1) OBP: 0.196, SLG: 0.204 Jim Edmonds, L (7, PH) OBP: 0.341, SLG: 0.477 Mark DeRosa, R (7, PH) OBP: 0.377, SLG: 0.451 (7, 4)	SH1-4		G4-3				BB		SF8	1 0 1	0 0 1	0 0 1	0 0 1	0 0 1	0 0 0	1 0 1
Inning Stats	R: 0 E: 0 K: 1 S: 17 H: 0 LOB: 2 BB: 2 P: 29	R: 0 E: 0 K: 1 S: 14 H: 1 LOB: 2 BB: 1 P: 22	R: 0 E: 0 K: 1 S: 8 H: 2 LOB: 1 BB: 0 P: 12	R: 0 E: 0 K: 0 S: 7 H: 1 LOB: 1 BB: 0 P: 11	R: 0 E: 0 K: 0 S: 5 H: 0 LOB: 0 BB: 0 P: 11	R: 0 E: 0 K: 0 S: 9 H: 0 LOB: 0 BB: 0 P: 13	R: 8 E: 0 K: 0 S: 27 H: 5 LOB: 1 BB: 4 P: 55	R: 0 E: 0 K: 2 S: 12 H: 1 LOB: 2 BB: 1 P: 18	R: 1 E: 0 K: 0 S: 9 H: 2 LOB: 1 BB: 0 P: 13	1B: 6 2B: 6 3B: 0 HR: 0 SF: 2 SAC: 1 DP: 1 HBP: 1						

	AB	34
	R	9
	H	12
	RBI	9
	BB	8
	SO	5
	LOB	17

PITCHER		IP	WLS	BF	H	R	ER	SO	BB	IBB	HBP	BLK	WP	HR	S	P	ERA	WHIP
41 Chris Volstad, R ERA: 3.02	(1, 1)	6.0		26	6	2	2	3	3	0	1	0	0	0	65	106	3.00	1.500
37 Renyel Pinto, L ERA: 4.29	(7, 1)	0.2	L	7	2	3	3	0	1	2	0	0	0	0	14	34	40.50	4.500
20 Logan Kensing, R ERA: 4.02	(7, 1)	1.1		8	2	3	3	2	2	0	0	0	0	0	20	31	20.25	3.000
Mark Hendrickson, L ERA: 5.7	(9, 1)	1.0		5	2	1	1	0	0	0	0	0	0	0	9	13	9.00	2.000

PITCHER		IP	WLS	BF	H	R	ER	SO	BB	IBB	HBP	BLK	WP	HR	S	P	ERA	WHIP

Chicago Cubs @ Florida Marlins

Dolphin Stadium, Miami, FL

Sun Aug 17 2008, 1:10 PM EDT

Att. 19,085 - Partly Cloudy - 92 F

BOTTOM

Batter	1	2	3	4	5	6	7	8	9	AB	R	H	RBI	BB	SO	LOB
2 Hanley Ramirez, R (1, 6) OBP: 0.393, SLG: 0.536	B SL 84 X FF 92 1-0 ① F9		X SI 92 0-0 2B			B FF 90 B SI 90 B SL 85 B SI 91 4-0 2B BB	F FF 92 F FF 92 B CH 85 B FF 92 B FF 92 X FF 93 3-2 ③ P4			3	1	1	0	1	0	0
Luis Gonzalez, L (1, 7) OBP: 0.340, SLG: 0.411	C SI 91 S FF 92 B SI 92 X SI 92 1-2 ② G6-3		C FF 91 F FS 82 F FF 92 B FF 92 B SI 93 S FS 83 2-3 ③ K			X SI 91 0-0 3 1B 1-H 2B		B FF 91 B FF 90 C FF 90 B FF 88 X FF 88 3-1 ① P4		4	0	1	1	0	1	1
3 Jorge Cantu, R (1, 5) OBP: 0.331, SLG: 0.472	B SI 92 X SI 92 1-0 ③ G6-3			B SL 84 B SL 85 X SI 92 2-0 ① F8		B SI 91 X SL 84 1-0 6 S 2-3 1B		B FF 91 B SL 80 C FF 90 C FF 91 X FF 91 2-2 2B		4	0	2	0	0	0	0
Mike Jacobs, L (1, 3) OBP: 0.285, SLG: 0.511		C SL 82 S FS 82 S FS 82 0-3 ① K		S FF 91 S SI 92 S FF 92 0-3 ② K		B FF 91 B FS 83 S FF 92 B SI 92 F FS 83 F FS 84 F FF 92 S FS 83 3-3 ① K		F SL 84 B SL 85 B FF 90 S SL 84 F FF 92 S FF 91 2-3 ② K		4	0	0	0	0	4	3
6 Dan Uggla, R (1, 4) OBP: 0.352, SLG: 0.533		B FF 92 S SL 86 F SI 91 F FF 92 S SL 86 1-3 ② K		C SL 85 S SL 86 S FF 92 0-3 ③ K		B SI 92 B FF 92 D SL 86 F SL 86 F SI 92 S SL 86 3-3 ② K 1-2		C FF 91 S SL 81 D FS 83 S FS 83 1-3 ③ K		4	0	0	0	0	4	3
27 Jeremy Hermida, L (1, 9) OBP: 0.330, SLG: 0.421 20 Logan Kensing, R (7, 1) Mark Hendrickson, L (9, 1) OBP: 0.286, SLG: 0.382 Paul Lo Duca, R (9, PH) OBP: 0.299, SLG: 0.279		B SI 91 X SI 92 1-0 ③ F7			C FS 80 B FS 82 B FF 91 X FS 81 2-1 1B	B FS 84 B SL 85 C FS 82 B FF 92 I IN 65 4-1 IBB			B FF 93 X FF 94 1-0 ① P4	2	0	1	0	1	0	0
										0	0	0	0	0	0	0
										0	0	0	0	0	0	0
										1	0	0	0	0	0	0
12 Cody Ross, R (1, 8) OBP: 0.317, SLG: 0.490 (7, 9)			C SI 90 B FF 91 S FS 81 F FF 92 F SL 85 F FF 92 X FS 83 1-2 21 G4-3 3B		C FS 82 S SI 91 B SL 85 1 SAFE F SL 86 B SI 92 B SL 86 F FS 82 1 SAFE 3-3 ① S SI 90 K	X SL 87 0-0 ③ L8			C SL 83 B FF 92 S FF 92 F FF 93 X SL 82 1-2 ② G6-3	4	1	1	0	0	1	4
21 John Baker, L (1, 2) OBP: 0.342, SLG: 0.398			B SI 91 F FF 89 X FS 83 1-1 ① G4-3 3-H		B FS 81 S SL 85 D SL 86 F SI 92 T SL 86 2-2 ② K		B FF 91 C FF 90 B FF 91 S FF 91 S FF 92 2-3 ① K		F FF 93 B FF 94 B FF 93 B FF 92 B FF 93 4-1 BB	3	0	0	1	1	2	1
41 Chris Volstad, R (1, 1) OBP: 0.077, SLG: 0.077 37 Renyel Pinto, L (7, 1) 4 Alfredo Amezaga, S (7, 8) OBP: 0.311, SLG: 0.345			B SI 91 C FF 91 X SI 92 1-1 ② L9		B SI 92 B SI 92 C FF 91 S FF 92 C SL 86 2-3 ③ K		B SI 91 C FF 91 S FF 92 X FF 92 1-2 ② P3		B FF 92 B SL 80 B FF 92 C FF 90 X FF 91 3-1 ③ G4-3	2	0	0	0	0	1	1
										0	0	0	0	0	0	0
										2	0	0	0	0	0	1

livebaseballscorecards.com

AB	33
R	2
H	6
RBI	2
BB	3
SO	13
LOB	14

Inning Stats	1	2	3	4	5	6	7	8	9
	R: 0 E: 0 K: 0 S: 5	R: 0 E: 0 K: 2 S: 8	R: 1 E: 0 K: 1 S: 15	R: 0 E: 0 K: 2 S: 7	R: 0 E: 0 K: 3 S: 13	R: 1 E: 0 K: 2 S: 12	R: 0 E: 0 K: 1 S: 9	R: 0 E: 0 K: 2 S: 12	R: 0 E: 0 K: 0 S: 8
	H: 0 LOB: 0 BB: 0 P: 8	H: 0 LOB: 0 BB: 0 P: 10	H: 2 LOB: 1 BB: 0 P: 20	H: 0 LOB: 0 BB: 0 P: 9	H: 1 LOB: 1 BB: 0 P: 22	H: 2 LOB: 3 BB: 2 P: 27	H: 0 LOB: 0 BB: 0 P: 15	H: 1 LOB: 1 BB: 0 P: 20	H: 0 LOB: 1 BB: 1 P: 17

1B: 2	SF: 0
2B: 3	SAC: 0
3B: 1	DP: 0
HR: 0	HBP: 0

WP: 0	PA: 36
PB: 0	
SB: 1	
CS: 0	

PITCHER		IP	WLS	BF	H	R	ER	SO	BB	IBB	HBP	BLK	WP	HR	S	P	ERA	WHIP
46 Ryan Dempster, R ERA: 2.92	(1, 1)	6.0	W	25	5	2	2	10	1	1	0	0	0	0	60	96	3.00	1.000
48 Neal Cotts, L ERA: 2.88	(7, 1)	1.2		6	1	0	0	2	0	0	0	0	0	0	18	31	0.00	0.600
29 Jeff Samardzija, R ERA: 1.2	(8, 1)	0.1		1	0	0	0	1	0	0	0	0	0	0	3	4	0.00	0.000
49 Carlos Marmol, R ERA: 2.81	(9, 1)	1.0		4	0	0	0	0	1	0	0	0	0	0	8	17	0.00	1.000

PITCHER	IP	WLS	BF	H	R	ER	SO	BB	IBB	HBP	BLK	WP	HR	S	P	ERA	WHIP

Batter	1	2	3	4	5	6	7	8	9	AB	R	H	RBI	BB	SO	LOB
21 Chris Dickerson, L (1, 7) OBP: 0.429, SLG: 0.769	C FF 88 B CH 84 X FF 90 1-1 F7 ①			S SL 79 F FF 88 F FF 92 B CH 84 F FF 92 B FF 92 S SL 85 2-3 K ①		B FF 89 F FF 89 B CH 84 X FF 91 2-1 S 1B			B FF 95 C SL 91 F SL 91 X CU 82 1-2 F7 ②	4	0	1	0	0	1	0
Jeff Keppinger, R (1, 6) OBP: 0.312, SLG: 0.348	X FF 89 0-0 G5-3 ②			C FF 90 B FF 92 F FF 91 B FF 94 X FF 93 2-2 1B		1 SAFE B FF 89 1 SAFE C FF 89 F SL 83 D SL 84 S SL 85 2-3 K ③ 1-2			B FF 96 C FF 94 C FF 95 B CU 84 X CU 82 2-2 1B	4	0	2	0	0	1	1
32 Jay Bruce, L (1, 9) OBP: 0.305, SLG: 0.426	C FF 90 B FF 91 B CH 82 B FF 90 F FF 90 S FF 94 3-3 K ③			C FF 90 S FF 90 1 SAFE F FF 91 X SL 84 0-2 F9 ②			C FF 88 S FF 90 B FF 92 S FF 92 1-3 K ①		S FF 95 C FF 96 F FF 95 S FF 95 0-3 K ③	4	0	0	0	0	3	2
4 Brandon Phillips, R (1, 4) OBP: 0.316, SLG: 0.465		B FF 88 B FF 88 F CH 86 S SL 84 F SL 85 S FF 94 2-3 K ①		B CH 83 F FF 89 B SL 84 1 SAFE C FF 89 1 SAFE B FF 92 X FF 92 3-2 F9 ③			F FF 93 B CH 86 C SL 84 X FF 93 1-2 G4-3 ②			3	0	0	0	0	1	1
19 Joey Votto, L (1, 3) OBP: 0.343, SLG: 0.445		S FF 89 S SL 84 S SL 86 0-3 K ②			X SL 83 0-0 L3 ①		C FF 91 B FF 92 F CH 84 B FF 94 F FF 95 F FF 95 S FF 94 2-3 K ③			3	0	0	0	0	2	0
28 Edwin Encarnación, R (1, 5) OBP: 0.335, SLG: 0.479		S SL 84 B CH 84 S FF 92 F FF 95 C FF 94 1-3 K ③			B FF 88 B FF 90 C FF 90 F CH 83 S FF 92 2-3 K ②			C FF 95 B FF 95 X FF 94 1-1 P3 ①		3	0	0	0	0	2	0
Corey Patterson, L (1, 8) OBP: 0.229, SLG: 0.342			B FF 87 X FF 88 1-0 P4 ①		X FF 89 0-0 P6 ③			C FF 95 B FF 94 S SL 82 C SL 83 1-3 K ②		3	0	0	0	0	1	0
Paul Bako, L (1, 2) OBP: 0.288, SLG: 0.331			C SL 82 B FF 89 B FF 90 F FF 89 B FF 93 S FF 91 3-3 K ②			B FF 89 X FF 88 1-0 F8 ①		B FF 95 B FF 94 C SL 82 X SL 84 2-1 G4-3 ③		3	0	0	0	0	1	0
47 Johnny Cueto, R (1, 1) OBP: 0.100, SLG: 0.027 Mike Lincoln, R (8, 1) 45 Bill Bray, L (8, 1) 38 Gary Majewski, R (8, 1) Javier Valentin, S (9, PH) OBP: 0.306, SLG: 0.404			X FF 90 0-0 P2 ③			B FF 89 B CH 88 B FF 90 C FF 91 C FF 91 X FF 92 3-2 G4-3 ②			S FF 94 C FF 95 S CU 84 0-3 K ①	2 0 0 0 1	0 0 0 0 0	0 0 0 0 0	0 0 0 0 0	0 0 0 0 0	0 0 0 0 1	0 0 0 0 0
Inning Stats	R: 0 E: 0 K: 1 S: 6 H: 0 LOB: 0 BB: 0 P: 10	R: 0 E: 0 K: 3 S: 11 H: 0 LOB: 0 BB: 0 P: 14	R: 0 E: 0 K: 1 S: 5 H: 0 LOB: 0 BB: 0 P: 9	R: 0 E: 0 K: 1 S: 15 H: 1 LOB: 1 BB: 0 P: 22	R: 0 E: 0 K: 1 S: 5 H: 0 LOB: 0 BB: 0 P: 7	R: 0 E: 0 K: 1 S: 9 H: 1 LOB: 1 BB: 0 P: 17	R: 0 E: 0 K: 2 S: 11 H: 0 LOB: 0 BB: 0 P: 15	R: 0 E: 0 K: 1 S: 7 H: 0 LOB: 0 BB: 0 P: 11	R: 0 E: 0 K: 2 S: 13 H: 1 LOB: 1 BB: 0 P: 16	1B: 3 2B: 0 3B: 0 HR: 0	SF: 0 SAC: 0 DP: 0 HBP: 0			WP: 0 PB: 0 SB: 1 CS: 0	PA: 30		

PITCHER		IP	WLS	BF	H	R	ER	SO	BB	IBB	HBP	BLK	WP	HR	S	P	ERA	WHIP
40 Rich Harden, R ERA: 2.04	(1, 1)	7.0	W	23	2	0	0	10	0	0	0	0	0	0	62	94	0.00	0.286
49 Carlos Marmol, R ERA: 2.77	(8, 1)	1.0	H	3	0	0	0	1	0	0	0	0	0	0	7	11	0.00	0.000
Kerry Wood, R ERA: 2.66	(9, 1)	1.0		4	1	0	0	2	0	0	0	0	0	0	13	16	0.00	1.000

PITCHER	IP	WLS	BF	H	R	ER	SO	BB	IBB	HBP	BLK	WP	HR	S	P	ERA	WHIP

Cincinnati Reds @ Chicago Cubs

Wrigley Field, Chicago, IL

Tue Aug 19 2008, 7:05 PM CDT

Att. 41,208 - Partly Cloudy - 76 F

TOP

livebaseballscorecards.com

AB	30
R	0
H	3
RBI	0
BB	0
SO	13
LOB	4

Batter	1	2	3	4	5	6	7	8	9	AB	R	H	RBI	BB	SO	LOB
12 Alfonso Soriano, R (1, 7) OBP: 0.339, SLG: 0.557	B SI 92 C FF 93 B CH 85 F FF 94 F SI 93 S FF 93 2-3 K ①		C SL 84 F SL 84 X SL 85 0-2 FC6-4 2 PO 2-3 ②		X FF 95 0-0 P4 ③			S CU 79 X FC 85 0-1 2 SH 25 1B 1B		4	1	1	0	0	1	2
2 Ryan Theriot, R (1, 6) OBP: 0.396, SLG: 0.373	B FF 94 B FF 93 C FF 94 C FF 94 X FF 94 2-2 F8 ②		1 SAFE 1 SAFE 0-0 PO ③ 1-2	B SL 85 C SI 91 B SI 92 C SL 84 B SI 94 X SI 93 3-2 25 F8 2B		B FF 93 C SI 93 C SL 84 X SL 87 2-2 G6-3 ①		1 SAFE B SI 90 1 SAFE X SI 90 1-0 SH 25 1B 16 2B 1-2		3	1	1	0	0	0	0
25 Derrek Lee, R (1, 3) OBP: 0.358, SLG: 0.470	C SI 95 B SI 94 B FF 94 B FF 94 X SI 94 3-1 G6-3 ③			F SI 93 B FF 93 X FF 93 1-1 F8 ① 2-3		C SL 83 B CH 87 X CH 85 1-1 2B		D CU 77 S SI 90 B SI 91 X CU 76 2-1 16 2B 1 1B 1-2 2-H 1B		4	1	2	1	0	0	1
16 Aramis Ramirez, R (1, 5) OBP: 0.387, SLG: 0.509		S FF 93 B CH 88 F SL 87 H FF 94 2-2 18 G5-4-3 BB HBP		C FF 94 B SI 94 F FF 94 S FF 95 1-3 K ②		S SL 85 F SL 83 D SL 81 B SI 92 X SL 85 2-2 F7 ②		B SI 92 B SI 91 X SI 88 2-0 1 1B 1-3 2-H 2B		3	1	1	1	0	1	2
Jim Edmonds, L (1, 8) OBP: 0.344, SLG: 0.475 9 Reed Johnson, R (8, PH) OBP: 0.371, SLG: 0.458 (9, 8)		B SI 92 B SL 82 B SI 92 B SI 93 4-0 18 G5-4-3 1-2 BB		F SI 96 B FF 96 B SI 95 S FC 89 S SL 87 2-3 K ③		H FF 94 1-0 18 FC6-4 HBP		S SL 86 F FF 88 S SL 86 0-3 K ①		1 1	0 0	0 0	0 0	1 0	1 0	1 2
18 Geovany Soto, R (1, 2) OBP: 0.368, SLG: 0.502		C FF 94 F SL 87 X SL 84 0-2 G5-4-3 ① ② 1-2f 2-3			C SL 84 B CH 86 B SL 87 F SL 85 X SI 94 2-2 40 SH5-3 3B	B FF 95 B SL 84 X SL 84 2-0 FC6-4 ③ 1-2f		I IN 80 I IN 82 I IN 83 I IN 81 4-0 1 1B IBB		3	1	1	0	1	0	4
1 Kosuke Fukudome, L (1, 9) OBP: 0.367, SLG: 0.391		F SL 86 B SI 95 X SL 87 1-1 G4-3 ③			B SI 95 C SI 94 B FC 87 B FF 94 F FC 86 B FC 86 4-2 40 E 40 SH5-3 BB		C SI 91 C FF 91 F FC 86 X SL 87 0-2 G4-3 ①	B SL 86 F SL 84 S SL 85 F SL 86 D SL 87 F SL 86 F SL 85 X SL 86 2-2 1-2 2-H 3-H 1B		3	0	1	2	1	0	1
Mark DeRosa, R (1, 4) OBP: 0.376, SLG: 0.451			S SL 84 B FF 93 B SI 92 S FF 94 B FC 88 F FF 95 F FF 95 X FF 95 3-2 12 FC6-4 2B		F SI 94 1 SAFE F FF 92 B SL 85 B FF 94 1 SAFE B SI 94 T FC 88 3-2 K ①		B SI 95 F SI 92 X SL 86 1-1 G4-3 ②	X SI 90 0-0 F9 ②		4	0	1	0	0	1	4
40 Rich Harden, L (1, 1) OBP: 0.118, SLG: 0.118 17 Mike Fontenot, L (7, PH) OBP: 0.378, SLG: 0.516 49 Carlos Marmol, R (8, 1) Daryle Ward, L (8, PH) OBP: 0.333, SLG: 0.411 Kerry Wood, R (9, 1)			M FF 93 2 SAFE L FF 93 B FF 95 L SI 93 1-3 K ①		C SI 93 X FF 95 0-1 SH5-3 ② 1-3 3-H		C SL 84 B SL 84 F FF 93 C SI 95 1-3 K ③	C SL 82 X SI 92 0-1 F7 ③		1 1 0 1 0	0 0 0 0 0	0 0 0 0 0	1 0 0 0 0	0 1 0 0 0	1 0 0 0 0	1 0 0 2 0
Inning Stats	R: 0 E: 0 K: 1 S: 9 H: 0 LOB: 0 BB: 0 P: 16	R: 0 E: 0 K: 0 S: 7 H: 0 LOB: 1 BB: 1 P: 14	R: 0 E: 0 K: 1 S: 11 H: 1 LOB: 0 BB: 0 P: 15	R: 0 E: 0 K: 2 S: 11 H: 1 LOB: 1 BB: 0 P: 18	R: 1 E: 1 K: 1 S: 11 H: 1 LOB: 1 BB: 1 P: 20	R: 0 E: 0 K: 0 S: 9 H: 1 LOB: 2 BB: 0 P: 17	R: 0 E: 0 K: 1 S: 9 H: 0 LOB: 0 BB: 0 P: 11	R: 4 E: 0 K: 1 S: 18 H: 4 LOB: 2 BB: 1 P: 29		1B: 3 2B: 4 3B: 1 HR: 0 SF: 0 SAC: 2 DP: 1 HBP: 2						

PITCHER	IP	WLS	BF	H	R	ER	SO	BB	IBB	HBP	BLK	WP	HR	S	P	ERA	WHIP
47 Johnny Cueto, R (1, 1) ERA: 4.74	7.0	L	27	4	1	1	6	2	0	2	0	0	0	67	111	1.29	0.857
Mike Lincoln, R (8, 1) ERA: 4.14	0.0		4	3	4	4	0	0	0	0	0	0	0	6	11	∞	∞
45 Bill Bray, L (8, 1) ERA: 2.68	0.1		3	1	0	0	1	0	1	0	0	0	0	9	15	0.00	3.000
38 Gary Majewski, R (8, 1) ERA: 4.45	0.2		2	0	0	0	0	0	0	0	0	0	0	3	3	0.00	0.000

PITCHER	IP	WLS	BF	H	R	ER	SO	BB	IBB	HBP	BLK	WP	HR	S	P	ERA	WHIP

BOTTOM

Cincinnati Reds @ Chicago Cubs

Wrigley Field, Chicago, IL

Tue Aug 19 2008, 7:05 PM CDT

Att. 41,208 - Partly Cloudy - 76 F

livebaseballscorecards.com

AB	29
R	5
H	8
RBI	5
BB	3
SO	7
LOB	20

WP: 0 PA: 37
PB: 0
SB: 0
CS: 0

Cincinnati Reds @ Chicago Cubs

Wrigley Field, Chicago, IL

Wed Aug 20 2008, 7:05 PM CDT

Att. 40,509 - Clear - 72 F

TOP

livebaseballscorecards.com

Batter	1	2	3	4	5	6	7	8	9	AB	R	H	RBI	BB	SO	LOB
21 Chris Dickerson, L (1, 8) (9, 7) OBP: 0.375, SLG: 0.667	B1-3			F8		K FC4-6		K		4	0	0	0	0	2	1
Jeff Keppinger, R (1, 6) OBP: 0.314, SLG: 0.348	L6			BB		FC4-6 32 S		1B		3	0	1	1	1	0	1
32 Jay Bruce, L (1, 9) OBP: 0.305, SLG: 0.421	K			F7		BB		F7		3	0	0	0	1	1	2
4 Brandon Phillips, R (1, 4) OBP: 0.315, SLG: 0.463		K		G5-3		F9			19 G4-3 1B	4	0	1	0	0	1	3
28 Edwin Encarnación, R (1, 5) OBP: 0.334, SLG: 0.479		K			P3		19 G4-3 SF7 2B		P6	4	1	1	0	0	1	1
19 Joey Votto, L (1, 3) OBP: 0.340, SLG: 0.441		G4-3			G5-3		G4-3		G4-3	4	0	0	0	0	0	2
Jolbert Cabrera, R (1, 7) OBP: 0.377, SLG: 0.521			K		G5-3		SF7		L4	3	0	0	1	0	1	1
48 Francisco Cordero, R (9, 1)										0	0	0	0	0	0	0
29 Ryan Hanigan, R (1, 2) OBP: 0.235, SLG: 0.471			L4			21 WP FC4-6 2B	P6			3	1	1	0	0	0	0
61 Bronson Arroyo, R (1, 1) OBP: 0.265, SLG: 0.311			K			K		F8		2	0	0	0	0	2	1
60 Adam Rosales, R (8, PH) OBP: 0.167, SLG: 0.167										1	0	0	0	0	0	0
David Weathers, R (8, 1)										0	0	0	0	0	0	0
Corey Patterson, L (9, 8) OBP: 0.229, SLG: 0.342										0	0	0	0	0	0	0

Inning Stats	1	2	3	4	5	6	7	8	9
	R: 0 E: 0 K: 1 S: 7	H: 0 LOB: 0 BB: 0 P: 8	R: 0 E: 0 K: 2 S: 7	H: 0 LOB: 0 BB: 0 P: 11	R: 0 E: 0 K: 2 S: 10	H: 0 LOB: 0 BB: 0 P: 16	R: 0 E: 0 K: 0 S: 12	H: 0 LOB: 1 BB: 1 P: 19	R: 0 E: 0 K: 0 S: 9	H: 0 LOB: 0 BB: 0 P: 10	R: 1 E: 0 K: 2 S: 19	H: 1 LOB: 2 BB: 1 P: 26	R: 1 E: 0 K: 0 S: 6	H: 1 LOB: 0 BB: 0 P: 10	R: 0 E: 0 K: 1 S: 7	H: 1 LOB: 1 BB: 0 P: 10	R: 0 E: 0 K: 0 S: 7	H: 1 LOB: 1 BB: 0 P: 9

	AB	31
	R	2
	H	4
	RBI	2
	BB	2
	SO	8
	LOB	12

	1B: 2	SF: 1	WP: 1	PA: 34
	2B: 2	SAC: 0	PB: 0	
	3B: 0	DP: 0	SB: 1	
	HR: 0	HBP: 0	CS: 0	

PITCHER		IP	WLS	BF	H	R	ER	SO	BB	IBB	HBP	BLK	WP	HR	S	P	ERA	WHIP
30 Ted Lilly, L ERA: 4.25	(1, 1)	7.0	L	26	2	2	2	7	2	0	0	0	1	0	70	100	2.57	0.571
48 Neal Cotts, L ERA: 2.77	(8, 1)	1.0		4	1	0	0	1	0	0	0	0	0	0	7	10	0.00	1.000
29 Jeff Samardzija, R ERA: 1.13	(9, 1)	1.0		4	1	0	0	0	0	0	0	0	0	0	7	9	0.00	1.000

PITCHER	IP	WLS	BF	H	R	ER	SO	BB	IBB	HBP	BLK	WP	HR	S	P	ERA	WHIP

Cincinnati Reds @ Chicago Cubs

Wrigley Field, Chicago, IL

Wed Aug 20 2008, 7:05 PM CDT

Att. 40,509 - Clear - 72 F

livebaseballscorecards.com

BOTTOM

Batter	1	2	3	4	5	6	7	8	9	AB	R	H	RBI	BB	SO	LOB
12 Alfonso Soriano, R (1, 7) OBP: 0.338, SLG: 0.552	F SI 88 X SL 77 0-1 ① G3		C CU 73 F SL 74 B SI 90 F SL 77 B SL 77 F SL 76 B SL 79 B CU 71 4-2 25 BB BB		S SI 89 F SI 91 B SI 91 F SI 91 B SL 79 T SI 91 2-2 ② K			X SL 82 0-0 ① G6-3		3	0	0	0	1	1	0
2 Ryan Theriot, R (1, 6) OBP: 0.393, SLG: 0.370	C CU 69 B SL 75 X SI 89 1-1 ② G5-3		X CU 71 0-0 ① F8		C CH 79 B FF 90 F SI 90 B SI 90 X SI 90 2-2 ③ G6-3			B FF 88 C SL 83 F SI 87 B SL 82 X FF 89 2-2 ② F9		4	0	0	0	0	0	1
25 Derrek Lee, R (1, 3) OBP: 0.358, SLG: 0.467	B SI 89 B SI 89 F SI 91 F SI 90 B SI 92 X CU 72 3-2 ③ G4-3		C SL 73 B SL 75 B SL 75 1 SAFE B SI 91 B SI 89 4-1 16 G6-4-3 1-2 BB			B CU 66 C CU 69 B SL 74 C CU 68 S SL 76 2-3 ① K		X SI 88 0-0 ③ G5-3		3	0	0	0	1	1	0
16 Aramis Ramirez, R (1, 5) OBP: 0.386, SLG: 0.507		S SI 88 B SI 89 F SI 89 B SL 77 B SI 91 X SI 90 3-2 WP G6-3 1B 1B	C SI 90 B SI 90 B SL 76 C CU 72 B SI 90 X SI 89 3-2 ②③ G6-4-3 1-2f			B SI 89 F SI 89 X SI 90 1-1 ② F8			B FF 94 C FF 95 B FF 96 F FF 96 B FF 96 F FF 97 S SL 90 3-3 ① K	4	1	1	0	0	1	2
Jim Edmonds, L (1, 8) OBP: 0.342, SLG: 0.470		B SI 90 X CH 82 1-0 ① G6-3 1-2		B SI 85 B SI 89 B CU 67 B CU 71 4-0 1B BB		B CU 68 F SI 89 X SI 89 1-1 ③ G6-3			C CH 86 S FF 97 C FF 96 0-3 ② K	3	0	0	0	1	1	1
Mark DeRosa, R (1, 4) OBP: 0.377, SLG: 0.452		C SI 90 B SI 91 X SI 90 1-1 1 G4-3 2-H 1B		1 SAFE F SI 88 C SL 76 B SL 76 F SI 90 F SL 77 B SI 87 F SL 75 F SI 89 2-2 X SI 89 18 G6-4-3 1-3 1B			B SI 90 C CH 78 B SL 77 S CU 69 F SI 90 S SI 90 2-3 ① K		F FF 96 B SL 89 B FF 97 F SL 88 C FF 96 2-3 ③ K	4	0	2	1	0	2	0
1 Kosuke Fukudome, L (1, 9) OBP: 0.365, SLG: 0.388		1 SAFE B CU 66 X CU 69 1-0 ② G4-3 1-2		C FF 86 X FF 86 0-1 ① F8			C CH 77 B SI 87 X SI 89 1-1 ② G6-3			3	0	0	0	0	0	3
18 Geovany Soto, R (1, 2) OBP: 0.370, SLG: 0.501		I IN 52 I I IN 51 I IN 51 4-0 IBB		C SI 88 F SI 90 F SI 91 B SI 88 X SI 89 1-2 ②③ G6-4-3 1-2f			B SL 76 B CU 70 B CU 71 B CU 71 4-0 BB			1	0	0	0	2	0	2
30 Ted Lilly, L (1, 1) OBP: 0.180, SLG: 0.184 17 Mike Fontenot, L (7, PH) OBP: 0.376, SLG: 0.513 48 Neal Cotts, L (8, 1) 29 Jeff Samardzija, R (9, 1)		B SI 88 B CU 70 C CH 80 C SI 87 X SI 85 2-2 ③ G5-3			C CU 69 B CU 72 F FF 85 X SL 76 1-2 ① P5		S FF 88 C SI 89 B SI 90 C SI 89 1-3 ③ K			2 1 0 0	0 0 0 0	0 0 0 0	0 0 0 0	0 1 0 0	0 1 0 0	2 1 0 0
Inning Stats	R: 0 E: 0 K: 0 S: 7 H: 0 LOB: 0 BB: 0 P: 11	R: 1 E: 0 K: 0 S: 10 H: 2 LOB: 2 BB: 1 P: 22	R: 0 E: 0 K: 0 S: 9 H: 0 LOB: 1 BB: 2 P: 20	R: 0 E: 0 K: 0 S: 13 H: 1 LOB: 1 BB: 1 P: 20	R: 0 E: 0 K: 1 S: 10 H: 0 LOB: 0 BB: 0 P: 15	R: 0 E: 0 K: 1 S: 7 H: 0 LOB: 0 BB: 0 P: 11	R: 0 E: 0 K: 2 S: 9 H: 0 LOB: 1 BB: 1 P: 17	R: 0 E: 0 K: 0 S: 5 H: 0 LOB: 0 BB: 0 P: 7	R: 0 E: 0 K: 3 S: 10 H: 0 LOB: 0 BB: 0 P: 15							

AB	28
R	1
H	3
RBI	1
BB	5
SO	7
LOB	12

1B: 3 SF: 0 WP: 1 PA: 33
2B: 0 SAC: 0 PB: 0
3B: 0 DP: 2 SB: 0
HR: 0 HBP: 0 CS: 0

PITCHER		IP	WLS	BF	H	R	ER	SO	BB	IBB	HBP	BLK	WP	HR	S	P	ERA	WHIP
61 Bronson Arroyo, R ERA: 5.32	(1, 1)	7.0	W	27	3	1	1	4	4	1	0	0	1	0	65	116	1.29	1.000
David Weathers, R ERA: 3.27	(8, 1)	1.0	H	3	0	0	0	0	0	0	0	0	0	0	5	7	0.00	0.000
48 Francisco Cordero, R ERA: 3.83	(9, 1)	1.0	S	3	0	0	0	3	0	0	0	0	0	0	10	15	0.00	0.000

PITCHER	IP	WLS	BF	H	R	ER	SO	BB	IBB	HBP	BLK	WP	HR	S	P	ERA	WHIP

Cincinnati Reds @ Chicago Cubs

Wrigley Field, Chicago, IL

Thu Aug 21 2008, 1:20 PM CDT

Att. 40,730 - Cloudy - 74 F

TOP

livebaseballscorecards.com

Batter	1	2	3	4	5	6	7	8	9	AB	R	H	RBI	BB	SO	LOB
21 Chris Dickerson, L (1, 7) OBP: 0.417, SLG: 0.656	B SI 88 B FF 89 B FF 88 B FF 88 4-0 32 PB G3 BB		C SI 93 B FS 85 B SI 93 F FF 91 B SI 93 B SI 92 4-2 G6-4-3 BB		B FF 91 S SI 92 X FF 90 1-1 ③ F9		F SI 93 X SI 94 0-1 1-2 1B			2	0	1	0	2	0	2
Jeff Keppinger, R (1, 6) OBP: 0.311, SLG: 0.344	C SI 88 1 SAFE B SI 90 1 SAFE B SI 88 F FF 92 X FF 91 2-2 ① G3 1-2		B SI 91 X SI 92 1-0 ②③ G6-4-3 1-2f			C SI 90 B FF 90 B SI 91 F SI 91 X SI 92 2-2 ① G3-1	B SI 92 X SI 92 1-0 ③ G5-3			4	0	0	0	0	0	4
32 Jay Bruce, L (1, 9) OBP: 0.304, SLG: 0.429	B SI 91 S FS 83 B SI 92 X SI 92 2-1 ② P4 2-3			C FF 89 X FS 84 0-1 ① G4-3		X FS 82 0-0 HR		B FF 95 X FF 94 1-0 ① P6		4	1	1	1	0	0	1
4 Brandon Phillips, R (1, 4) OBP: 0.315, SLG: 0.460	B SI 92 B SL 83 B SI 92 X SI 92 3-0 ③ G4-3			B SI 91 F SI 91 F SL 84 B SL 85 B FS 87 B FF 91 4-2 19 CS BB		X SI 92 0-0 ② G5-3		B SL 84 F FF 94 X FF 94 1-1 ② L7		3	0	0	0	1	0	1
19 Joey Votto, L (1, 3) OBP: 0.344, SLG: 0.451		B FS 81 X FF 88 1-0 S 1B		B SI 91 S FF 90 B FC 90 D FS 84 F FF 91 1 SAFE S FS 83 3-3 ②③ K 1-2		F FF 91 B SI 93 F SI 95 B SI 94 X FS 88 2-2 1B		B FF 95 C SL 83 B SL 82 F FF 94 X SL 82 2-2 HR		4	1	3	1	0	1	1
28 Edwin Encarnación, R (1, 5)		C SI 90 B FF 88 F SI 90 F SI 92 S SL 82 1-3 ① K			C FF 90 X SI 92 0-1 ① G6-3	F SI 93 B FF 93 F FF 92 X FC 87 1-2 ③ P3		B SL 83 S FF 95 B FF 94 X SL 83 2-1 ③ L7		4	0	0	0	0	1	2
Corey Patterson, L (1, 8) OBP: 0.233, SLG: 0.346		B FF 89 F FF 89 B FS 84 S SI 91 X FF 90 2-2 ② F8 1-2			C FF 91 S FS 85 B FS 86 X FF 92 1-2 60 E 2B		F FF 88 B FF 89 S FS 84 B FS 83 B FS 82 B FF 93 4-2 CS BB		B FF 95 F FF 94 B CU 82 F FF 94 F CU 81 F CU 83 X FF 95 2-2 ① G3	3	0	1	0	1	0	1
Paul Bako, L (1, 2) OBP: 0.288, SLG: 0.329		X FS 82 0-0 ③ G3			C FF 90 B SI 91 2 SAFE C FF 90 S FS 86 1-3 ② K		B SI 91 C FF 90 X FF 92 1-1 ① 21 1B 1-2 1B		C CU 82 C FF 94 B FF 95 F CU 83 S SL 92 1-3 ② K	4	0	1	0	0	2	2
33 Josh Fogg, R (1, 1) OBP: 0.150, SLG: 0.105 60 Adam Rosales, R (5, PH) OBP: 0.143, SLG: 0.143 40 Nick Masset, R (5, 1) Jolbert Cabrera, R (7, PH) OBP: 0.370, SLG: 0.510 Mike Lincoln, R (7, 1) Javier Valentin, S (9, PH) OBP: 0.304, SLG: 0.400			B SI 87 B FF 88 C SI 88 B SI 89 C SI 89 F SI 91 C SI 91 3-3 ① K		B SI 91 B SI 90 X SI 90 2-0 E6 2-3		X SI 92 0-0 ② F9		B CU 83 C CU 82 B FF 96 C CU 82 B FF 96 C CU 82 3-3 ③ K	1 1 0 1 0 1	0 0 0 0 0 0	0 0 0 0 0 0	0 0 0 0 0 0	0 0 0 0 0 0	1 0 0 0 0 1	0 1 0 1 0 0
Inning Stats	R: 0 E: 0 K: 0 S: 6 H: 0 LOB: 1 BB: 1 P: 17	R: 0 E: 0 K: 1 S: 9 H: 1 LOB: 1 BB: 0 P: 13	R: 0 E: 0 K: 1 S: 7 H: 0 LOB: 0 BB: 1 P: 15	R: 0 E: 0 K: 1 S: 7 H: 0 LOB: 1 BB: 1 P: 14	R: 0 E: 1 K: 1 S: 11 H: 1 LOB: 2 BB: 0 P: 16	R: 1 E: 0 K: 0 S: 11 H: 2 LOB: 1 BB: 0 P: 16	R: 0 E: 0 K: 0 S: 8 H: 2 LOB: 2 BB: 1 P: 14	R: 1 E: 0 K: 0 S: 8 H: 1 LOB: 0 BB: 0 P: 14	R: 0 E: 0 K: 2 S: 12 H: 0 LOB: 0 BB: 0 P: 18	1B: 4 2B: 2 3B: 0 HR: 2 SF: 0 SAC: 0 DP: 2 HBP: 0						

	AB	32
	R	2
	H	7
	RBI	2
	BB	4
	SO	6
	LOB	16

	WP: 0	PA: 36
	PB: 1	
	SB: 1	
	CS: 2	

PITCHER		IP	WLS	BF	H	R	ER	SO	BB	IBB	HBP	BLK	WP	HR	S	P	ERA	WHIP
38 Carlos Zambrano, R ERA: 3.29	(1, 1)	7.0	W	29	6	1	1	4	4	0	0	0	0	1	59	105	1.29	1.429
49 Carlos Marmol, R ERA: 2.86	(8, 1)	1.0	H	4	1	1	1	0	0	0	0	0	0	1	8	14	9.00	1.000
Kerry Wood, R ERA: 2.61	(9, 1)	1.0	S	3	0	0	0	2	0	0	0	0	0	0	12	18	0.00	0.000

PITCHER	IP	WLS	BF	H	R	ER	SO	BB	IBB	HBP	BLK	WP	HR	S	P	ERA	WHIP

Batter	1	2	3	4	5	6	7	8	9	AB	R	H	RBI	BB	SO	LOB
12 Alfonso Soriano, R (1, 7) OBP: 0.340, SLG: 0.548	C SI 87 B FF 85 C SI 89 F FF 87 B FC 83 B FC 85 B FF 89 4-2 2 1B 25 G6-4-3 BB		C SL 79 S FF 90 X FC 84 0-2 ① F7		C FF 93 B FF 93 B SI 91 S FF 93 S SL 83 2-3 ③ K			S FC 89 F SI 89 B CU 77 B SI 90 B SI 91 B CU 78 4-2 2 G6-4-3 BB		2	1	0	0	2	1	0
2 Ryan Theriot, R (1, 6) OBP: 0.394, SLG: 0.371	B FF 88 1 SAFE B FF 89 B FF 88 C FF 88 F FF 88 X SI 89 3-2 25 G6-4-3 1-3 1B		C SL 80 X SI 88 0-1 ② P6			X SI 92 0-0 FC4-6 1B		1 SAFE B SI 91 1 SAFE C SI 90 1 SAFE 1 SAFE X SI 89 1-1 ②③ G6-4-3 1-2f		4	0	2	0	0	0	1
25 Derrek Lee, R (1, 3) OBP: 0.356, SLG: 0.464	B SI 90 X SI 90 1-0 ①② G6-4-3 1-2f 3-H		C FF 89 C FF 89 F FC 85 B SL 80 C SI 88 1-3 ③ K			C FF 93 X SI 92 0-1 ① F9				3	0	0	0	0	1	2
16 Aramis Ramirez, R (1, 5) OBP: 0.386, SLG: 0.508	B SI 91 C SL 80 S FC 85 X FF 89 1-2 ③ P4			B FF 87 F SI 87 F SL 79 X SI 87 1-2 WP 2B		X FF 93 0-0 ② F8				3	0	1	0	0	0	1
Jim Edmonds, L (1, 8) OBP: 0.339, SLG: 0.465		C FC 85 S FF 86 B SI 89 C SI 88 1-3 ① K		F FF 87 F FF 87 C FC 85 0-3 ① K		1 SAFE X FF 92 0-0 ③ FC4-6 1-2f				3	0	0	0	0	2	2
Mark DeRosa, R (1, 4) OBP: 0.376, SLG: 0.458		X FC 87 0-0 HR		C SL 80 F CH 82 B SI 88 B FC 85 B FC 86 C SI 90 3-3 ② K 2-3			C CU 76 B CU 78 B FC 89 X CU 77 2-1 ① F9			3	1	1	1	0	1	1
1 Kosuke Fukudome, L (1, 9) OBP: 0.363, SLG: 0.385		F FC 86 S FF 86 B SI 88 B SI 89 B FF 87 X SI 88 3-2 ② P4	F FC 87 X FC 88 0-1 ③ F8				B FC 90 C FC 89 C FC 90 F SI 91 T SI 91 1-2 ② K			3	0	0	0	0	1	1
Henry Blanco, R (1, 2) OBP: 0.337, SLG: 0.424		X FF 88 0-0 ③ F8			B FF 90 F FF 93 B FF 93 X FF 92 2-1 38 G3-6 1B		C CU 79 B FC 84 X SI 91 1-1 ③ F9			3	0	1	0	0	0	0
38 Carlos Zambrano, S (1, 1) OBP: 0.361, SLG: 0.611 49 Carlos Marmol, R (8, 1) 17 Mike Fontenot, L (8, PH) OBP: 0.374, SLG: 0.510 Kerry Wood, R (9, 1)			C FF 84 F CH 83 B SI 88 X CH 80 1-2 HR		1 SAFE F SI 93 B SI 92 F FF 92 F SL 84 X FF 93 1-2 ①② G3-6 1-2f			F FC 89 X SI 84 0-1 ① F7		2 0 1 0	1 0 0 0	1 0 0 0	1 0 0 0	0 0 0 0	0 0 0 0	1 0 0 0
Inning Stats	R: 1 E: 0 K: 0 S: 10 H: 1 LOB: 0 BB: 1 P: 19	R: 1 E: 0 K: 1 S: 8 H: 1 LOB: 0 BB: 0 P: 12	R: 1 E: 0 K: 1 S: 12 H: 1 LOB: 0 BB: 0 P: 14	R: 0 E: 0 K: 2 S: 11 H: 1 LOB: 1 BB: 0 P: 15	R: 0 E: 0 K: 1 S: 9 H: 1 LOB: 0 BB: 0 P: 14	R: 0 E: 0 K: 0 S: 5 H: 1 LOB: 1 BB: 0 P: 5	R: 0 E: 0 K: 1 S: 8 H: 0 LOB: 0 BB: 0 P: 12	R: 0 E: 0 K: 0 S: 6 H: 0 LOB: 0 BB: 1 P: 11		1B: 3 2B: 1 3B: 0 HR: 2 SF: 0 SAC: 0 DP: 3 HBP: 0						

PITCHER		IP	WLS	BF	H	R	ER	SO	BB	IBB	HBP	BLK	WP	HR	S	P	ERA	WHIP
33 Josh Fogg, R ERA: 7.66	(1, 1)	4.0	L	16	4	3	3	4	1	0	0	0	1	2	41	60	6.75	1.250
40 Nick Masset, R ERA: 4.07	(5, 1)	2.0		7	2	0	0	1	0	0	0	0	0	0	14	19	0.00	1.000
Mike Lincoln, R ERA: 4.01	(7, 1)	2.0		6	0	0	0	1	1	0	0	0	0	0	14	23	0.00	0.500

PITCHER	IP	WLS	BF	H	R	ER	SO	BB	IBB	HBP	BLK	WP	HR	S	P	ERA	WHIP

BOTTOM

Cincinnati Reds @ Chicago Cubs

Wrigley Field, Chicago, IL

Thu Aug 21 2008, 1:20 PM CDT

Att. 40,730 - Cloudy - 74 F

livebaseballscorecards.com

AB	27
R	3
H	6
RBI	2
BB	2
SO	6
LOB	9

WP: 1 PA: 29
PB: 0
SB: 0
CS: 0

Batter	1	2	3	4	5	6	7	8	9	AB	R	H	RBI	BB	SO	LOB
Emilio Bonifácio, S (1, 4) OBP: 0.267, SLG: 0.330	B SI 90 F SI 90 X SL 88 1-1 G4-3		X SL 87 0-0 B2-3			T SI 91 B SL 79 F SI 92 B SI 91 X CH 84 2-2 11 BB 15 BB 85 SF7 1B	X SI 92 0-0 15 S 15 1B 1B	F SI 92 B SL 77 B FF 91 S CH 87 B FF 92 F CH 86 F CH 86 C FF 92 3-3 K		5	2	2	0	0	1	1
15 Cristian Guzman, S (1, 6) OBP: 0.326, SLG: 0.399	F SI 90 B CH 85 S SI 91 X CH 86 1-2 G4-3			C SL 76 X SI 91 0-1 G5-3		B SI 90 B SI 91 B SI 90 C SI 90 B SI 91 4-1 11 BB 10 2B 1-2 BB	1 SAFE B FF 91 B SI 91 X SI 91 2-0 85 G6-4-3 1-H 1B	X CH 87 0-0 P6		4	1	1	1	1	0	1
11 Ryan Zimmerman, R (1, 5) OBP: 0.314, SLG: 0.404	B SL 85 F SI 93 B SI 92 X SI 92 2-1 L6			C SI 91 C SL 79 B SI 92 B SL 80 X SL 82 2-2 L8		B SI 91 F SI 91 B SI 92 B SI 92 B SI 91 4-1 10 2B 22 HR 1-2 2-3 BB	C SL 84 X SI 92 0-1 F9		C FF 90 B SL 74 B SL 80 X SL 80 2-1 P4	4	1	0	0	1	0	1
85 Lastings Milledge, R (1, 8) OBP: 0.324, SLG: 0.404		C SL 76 B SI 90 S SL 83 B SI 92 B SI 92 C SL 84 3-3 K		C SI 93 B SI 92 F SI 93 F SI 92 X CH 86 1-2 10 1B 1B		X SL 84 0-0 SF7 3-H	B SL 84 X SI 91 1-0 G6-4-3 1-2f		S SL 79 C FF 91 B FF 90 B SL 81 S FF 92 2-3 K	4	0	1	1	0	2	1
10 Ronnie Belliard, R (1, 3) OBP: 0.372, SLG: 0.486		C SI 92 C CH 84 S SI 93 0-3 K		F SI 93 X SI 92 0-1 1-2 1B		B SI 93 C SI 93 F SI 93 X SI 93 1-2 22 HR 1-3 2-H 2B		B SL 80 C FF 90 X FF 90 1-1 3 1B 2B 2B	C FF 91 B SL 77 X SL 82 1-1 HR	5	3	4	2	0	1	0
Ryan Langerhans, L (1, 9) OBP: 0.381, SLG: 0.367 25 Austin Kearns, R (6, PH) OBP: 0.311, SLG: 0.304 (6, 9)		S SI 92 B SI 91 F CH 84 F SI 86 B SI 92 B SI 93 F CH 83 B SI 91 4-2 BB		B CH 85 X SI 92 1-0 F7		D FF 90 B FF 91 B FF 91 C FF 91 B SL 84 4-1 22 HR BB		B FF 91 C FF 90 B CH 85 B FF 91 F FF 90 X SL 81 3-2 F7	C FF 90 B FF 91 B FF 90 B FF 91 F FF 89 F FF 91 F FF 92 B CH 86 4-2 22 HR BB	1 1	0 2	0 0	0 0	1 2	0 0	2 1
22 Willie Harris, L (1, 7) OBP: 0.342, SLG: 0.455		C SI 92 X CH 83 0-1 G4-3			C SI 91 B SL 78 B SI 90 F SI 91 S SI 91 2-3 K	B FF 92 X FF 90 1-0 1-H 2-H 3-H HR		I IN 75 I IN 76 I IN 76 I IN 76 4-0 3 1B 2B IBB	B FF 90 X SI 90 1-0 1-H HR	4	3	2	6	1	1	1
23 Wil Nieves, R (1, 2) OBP: 0.311, SLG: 0.339 3 Jesus Flores, R (8, PH) OBP: 0.315, SLG: 0.426 (8, 2)			F SI 91 X SL 84 0-1 G5-3		C SI 92 B SL 80 F SI 92 F SI 92 F SL 86 F SI 92 B SI 92 X SL 84 2-2 P4	B FF 92 X FF 92 1-0 G6-3		S SL 78 X SL 77 0-1 1-2 2-3 2B 1B	X FF 92 0-0 2B	3 2	0 1	0 2	0 0	0 0	0 0	0 0
31 John Lannan, L (1, 1) OBP: 0.103, SLG: 0.028 59 Steven Shell, R (7, 1) Aaron Boone, R (8, PH) OBP: 0.303, SLG: 0.399 52 Saul Rivera, S (8, 1) Pete Orr, L (9, PH) OBP: 0.268, SLG: 0.315 Jesus Colome, R (9, 1)			C SI 91 B SL 87 X SI 90 1-1 G5-3		C SI 91 S SI 92 X CH 85 0-2 G2-3	B FF 90 S FF 91 F FF 90 B FF 93 C FF 91 2-3 K		X FF 92 0-0 1-H 2-H 3-H 2B	D CH 87 S FF 88 F CH 85 S FF 92 1-3 K	3 0 1 0 1 0	0 0 0 0 0 0	0 0 1 0 0 0	0 0 3 0 0 0	0 0 0 0 0 0	1 0 0 0 1 0	0 0 0 0 1 0

Inning Stats	1	2	3	4	5	6	7	8	9
	R: 0 E: 0 K: 0 S: 7	H: 0 LOB: 0 BB: 0 P: 11	R: 0 E: 0 K: 2 S: 12	H: 0 LOB: 1 BB: 1 P: 19	R: 0 E: 0 K: 0 S: 5	H: 0 LOB: 0 BB: 0 P: 6	R: 0 E: 0 K: 0 S: 12	H: 2 LOB: 2 BB: 0 P: 16	R: 0 E: 0 K: 1 S: 12	H: 0 LOB: 0 BB: 0 P: 16	R: 6 E: 0 K: 1 S: 15	H: 3 LOB: 0 BB: 3 P: 34	R: 1 E: 0 K: 0 S: 5	H: 2 LOB: 0 BB: 0 P: 8	R: 3 E: 0 K: 1 S: 14	H: 3 LOB: 1 BB: 1 P: 25	R: 3 E: 0 K: 2 S: 16	H: 3 LOB: 1 BB: 1 P: 27

1B: 6 SF: 1
2B: 4 SAC: 0
3B: 0 DP: 1
HR: 3 HBP: 0

WP: 0 PA: 45
PB: 0
SB: 1
CS: 0

PITCHER		IP	WLS	BF	H	R	ER	SO	BB	IBB	HBP	BLK	WP	HR	S	P	ERA	WHIP
Jason Marquis, R ERA: 4.76	(1, 1)	5.1		23	4	4	4	3	3	0	0	0	0	0	57	88	6.75	1.312
48 Neal Cotts, L ERA: 3.38	(6, 1)	0.2	L	4	1	2	2	1	1	0	0	0	0	1	6	14	27.00	3.000
Bob Howry, R ERA: 5.49	(7, 1)	1.0		4	2	1	1	0	0	0	0	0	0	0	5	8	9.00	2.000
57 Chad Gaudin, R ERA: 3.95	(8, 1)	2.0		14	6	6	6	3	1	1	0	0	0	2	30	52	27.00	3.500

PITCHER	IP	WLS	BF	H	R	ER	SO	BB	IBB	HBP	BLK	WP	HR	S	P	ERA	WHIP

TOP

Washington Nationals @ Chicago Cubs

Wrigley Field, Chicago, IL

Fri Aug 22 2008, 1:20 PM CDT
Att. 40,513 - Partly Cloudy - 79 F

livebaseballscorecards.com

AB	38
R	13
H	13
RBI	13
BB	6
SO	7
LOB	9

Washington Nationals @ Chicago Cubs

Wrigley Field, Chicago, IL

Fri Aug 22 2008, 1:20 PM CDT

Att. 40,513 - Partly Cloudy - 79 F

livebaseballscorecards.com

BOTTOM

Batter	1	2	3	4	5	6	7	8	9	AB	R	H	RBI	BB	SO	LOB
12 Alfonso Soriano, R (1, 7) OBP: 0.339, SLG: 0.544 17 Mike Fontenot, L (9, PH) OBP: 0.373, SLG: 0.508	B FF 88 F FF 89 F FF 88 B CU 77 F CH 81 B CU 75 B CU 75 4-2 25 1B 2 S 16 S BB	S FF 88 F FF 88 X FF 89 0-2 ③ FC6-4 1-2f		C CU 75 B CU 72 S FF 85 B CU 73 F FF 85 X FF 86 2-2 ②③ G5-4-3 1-2f			S SL 80 B SI 88 S SI 90 F CU 75 X CU 77 1-2 ② F8 2-3		B FF 94 F FF 94 X SL 88 1-1 ② FC3-6 1-2f	3 1	1 0	0 0	0 0	1 0	0 0	4 1
2 Ryan Theriot, R (1, 6) OBP: 0.392, SLG: 0.369	C SI 87 B CH 82 S CU 72 B CU 72 1 SAFE S CU 76 2-3 ① K 1-2		X FF 88 0-0 ① G6-3		X CH 85 0-0 ① L5		C SL 81 B SL 81 C SI 89 X CU 77 1-2 3-H 1B		C FF 94 B FF 95 F FF 94 B FF 94 B SL 88 F FF 94 X FF 93 3-2 ③ F9	5	0	1	1	0	1	2
25 Derrek Lee, R (1, 3) OBP: 0.357, SLG: 0.471	B FF 88 B FF 87 F CH 82 F SL 78 X FF 88 2-2 16 S 2-3 1B		X CH 82 0-0 HR		C FF 84 X FF 85 0-1 ② G5-3		C SI 88 S SI 89 S SI 90 0-3 ③ K			4	1	2	1	0	1	1
16 Aramis Ramirez, R (1, 5) OBP: 0.383, SLG: 0.503	C CU 75 B SI 88 B SI 88 D SL 79 F SI 90 S CU 75 3-3 ② K 1-2 3-H		C FF 88 B CU 74 X CU 75 1-1 ② F9		X CH 79 0-0 ③ L7			F FF 89 C FC 85 B FF 90 F FC 86 F FC 91 B FC 86 X FC 85 2-2 ① P4		4	0	0	0	0	1	1
9 Reed Johnson, R (1, 8) OBP: 0.369, SLG: 0.459	C CH 83 X SL 77 0-1 ③ G6-3		F FF 89 B SI 86 B FF 89 X FF 89 2-1 ③ G4-3			B CH 83 X FF 85 1-0 ① G4-3		L FF 91 B FC 85 X FC 84 1-1 2B		4	0	1	0	0	0	1
18 Geovany Soto, R (1, 2) OBP: 0.371, SLG: 0.500		C SI 88 B CU 74 B FF 89 B SI 88 B SI 88 4-1 BB BB		C FF 88 B SI 88 B CH 82 B FF 88 X FF 87 3-1 HR 1B		B FF 86 F CH 80 X CU 75 1-1 ② F8		C FC 86 S FF 91 S FC 87 0-3 ② K		3	1	1	0	1	1	1
Mark DeRosa, R (1, 9) OBP: 0.379, SLG: 0.467		B SI 88 C SI 88 B CH 82 B SI 87 B SI 88 4-1 12 FC6-4 1-2 BB		X FF 87 0-0 1-H HR		B CU 75 X CH 81 1-0 ③ 1B		F FC 86 F FF 91 B FF 90 X FC 86 1-2 ③ G5-3		3	1	2	2	1	0	1
Ronny Cedeno, R (1, 4) OBP: 0.337, SLG: 0.368		C FF 88 C CU 77 C FF 88 0-3 ① K		B FF 87 X CH 80 1-0 ① G6-3			F SI 85 X CU 74 0-1 12 F8 1 G5-3 2 1B 1B		F CH 90 F CH 91 X SL 84 0-2 ① P3	4	1	1	0	0	1	2
Jason Marquis, L (1, 1) OBP: 0.235, SLG: 0.250 48 Neal Cotts, L (6, 1) Bob Howry, L (7, 1) 1 Kosuke Fukudome, L (7, PH) OBP: 0.362, SLG: 0.384 57 Chad Gaudin, R (8, 1) Daryle Ward, L (9, PH) OBP: 0.341, SLG: 0.419		X FF 87 0-0 ② B5		X FF 86 0-0 12 G5-4-3 1B			F FF 86 C CU 76 B CU 76 B SI 87 X FF 89 2-2 ① G5-3 1-2		C FF 92 S SL 84 B SL 84 B SL 84 B FF 94 F FF 95 F FF 95 X FF 95 3-2 17 FC3-6 1B	2 0 0 0 1 0 1	0 0 0 0 0 0 0	1 0 0 0 0 0 1	0 0 0 0 0 0 0	0 0 0 0 0 0 0	0 0 0 0 1 0 0	2 0 0 1 0 0 0
Inning Stats	R: 1 E: 0 K: 2 S: 14 H: 1 LOB: 1 BB: 1 P: 25	R: 0 E: 0 K: 1 S: 9 H: 0 LOB: 2 BB: 2 P: 17	R: 1 E: 0 K: 0 S: 6 H: 1 LOB: 0 BB: 0 P: 9	R: 2 E: 0 K: 0 S: 9 H: 3 LOB: 0 BB: 0 P: 15	R: 0 E: 0 K: 0 S: 4 H: 0 LOB: 0 BB: 0 P: 4	R: 0 E: 0 K: 0 S: 4 H: 1 LOB: 1 BB: 0 P: 7	R: 1 E: 0 K: 1 S: 15 H: 2 LOB: 1 BB: 0 P: 19	R: 0 E: 0 K: 1 S: 13 H: 1 LOB: 1 BB: 0 P: 17	R: 0 E: 0 K: 0 S: 14 H: 1 LOB: 1 BB: 0 P: 21	1B: 7 2B: 1 3B: 0 HR: 2	SF: 0 SAC: 0 DP: 1 HBP: 0	WP: 0 PB: 0 SB: 3 CS: 0	PA: 38			

	AB	35
	R	5
	H	10
	RBI	4
	BB	3
	SO	5
	LOB	17

PITCHER		IP	WLS	BF	H	R	ER	SO	BB	IBB	HBP	BLK	WP	HR	S	P	ERA	WHIP
31 John Lannan, L ERA: 3.95	(1, 1)	6.1	W	27	7	5	5	3	3	0	0	0	0	2	51	84	7.11	1.579
59 Steven Shell, R ERA: 2.02	(7, 1)	0.2	H	3	1	0	0	1	0	0	0	0	0	0	10	12	0.00	1.500
52 Saul Rivera, R ERA: 3.55	(8, 1)	1.0		4	1	0	0	1	0	0	0	0	0	0	13	17	0.00	1.000
Jesus Colome, R ERA: 5.01	(9, 1)	1.0		4	1	0	0	0	0	0	0	0	0	0	14	21	0.00	1.000

PITCHER	IP	WLS	BF	H	R	ER	SO	BB	IBB	HBP	BLK	WP	HR	S	P	ERA	WHIP

Washington Nationals @ Chicago Cubs

Wrigley Field, Chicago, IL

Sat Aug 23 2008, 12:05 PM CDT

Att. 40,708 - Partly Cloudy - 83 F

TOP

livebaseballscorecards.com

Batter	1	2	3	4	5	6	7	8	9	AB	R	H	RBI	BB	SO	LOB
Emilio Bonifácio, S (1, 4) OBP: 0.255, SLG: 0.317	F7		K			P6	K		SF9 3-H	4	0	0	1	0	2	2
22 Willie Harris, L (1, 7) OBP: 0.344, SLG: 0.453 Pete Orr, L (8, 7) OBP: 0.263, SLG: 0.309	BB 11 1B		P6			E9 1B		G4-3	G5-3	3	0	1	0	1	0	0
										1	0	0	0	0	0	1
11 Ryan Zimmerman, R (1, 5) OBP: 0.319, SLG: 0.408	1-2 85 G6-3 1B			SH3 1B		G1-3		10 FC6-4 85 HBP 1B		4	0	3	0	0	0	1
85 Lastings Milledge, R (1, 8) OBP: 0.324, SLG: 0.402	G6-3 1-2f			SH3 1-2		G1-3		10 FC6-4 1-2 HBP		2	0	0	0	0	0	3
10 Ronnie Belliard, R (1, 3) OBP: 0.370, SLG: 0.483		1B		G5-3			G6-3	FC6-4 1-2f 2-3		4	0	1	0	0	0	3
3 Jesus Flores, R (1, 2) OBP: 0.311, SLG: 0.420		K		K			F9	K		4	0	0	0	0	3	4
25 Austin Kearns, R (1, 9) OBP: 0.311, SLG: 0.306		F8			G5-3		6 1B 2B		P4	4	1	1	0	0	0	1
6 Anderson Hernandez, S (1, 6) OBP: 0.538, SLG: 0.538		G3-1			L4		1B 2-H 1B		2B SF9 1B	4	1	2	1	0	0	1
Odalis Perez, L (1, 1) OBP: 0.175, SLG: 0.200 50 Garrett Mock, S (5, 1) Ryan Langerhans, L (7, PH) OBP: 0.388, SLG: 0.375 74 Marco Estrada, R (7, 1) Aaron Boone, R (9, PH) OBP: 0.306, SLG: 0.408			G3		F8		1-2 1B		1-3 2B	2	0	0	0	0	0	0
										0	0	0	0	0	0	0
										1	0	1	0	0	0	0
										0	0	0	0	0	0	0
										1	0	1	0	0	0	0
Inning Stats	R: 0 E: 0 K: 0 S: 7 H: 1 LOB: 1 BB: 1 P: 14	R: 0 E: 0 K: 1 S: 8 H: 1 LOB: 1 BB: 0 P: 14	R: 0 E: 0 K: 1 S: 10 H: 0 LOB: 0 BB: 0 P: 17	R: 0 E: 0 K: 1 S: 7 H: 1 LOB: 1 BB: 0 P: 7	R: 0 E: 0 K: 0 S: 5 H: 0 LOB: 0 BB: 0 P: 6	R: 0 E: 1 K: 0 S: 10 H: 1 LOB: 1 BB: 0 P: 18	R: 1 E: 0 K: 1 S: 13 H: 3 LOB: 2 BB: 0 P: 15	R: 0 E: 0 K: 1 S: 18 H: 1 LOB: 2 BB: 0 P: 24	R: 1 E: 0 K: 0 S: 14 H: 2 LOB: 1 BB: 0 P: 18	1B: 8 2B: 2 3B: 0 HR: 0	SF: 1 SAC: 1 DP: 1 HBP: 1	WP: 0 PB: 0 SB: 0 CS: 0	PA: 38			

	AB	34
	R	2
	H	10
	RBI	2
	BB	1
	SO	5
	LOB	16

PITCHER	IP	WLS	BF	H	R	ER	SO	BB	IBB	HBP	BLK	WP	HR	S	P	ERA	WHIP
46 Ryan Dempster, R (1, 1) ERA: 2.85	7.1	W	31	8	1	1	4	1	0	1	0	0	0	74	111	1.23	1.227
49 Carlos Marmol, R (8, 1) ERA: 2.83	0.2		2	0	0	0	1	0	0	0	0	0	0	4	4	0.00	0.000
45 Sean Marshall, L (9, 1) ERA: 3.68	1.0		5	2	1	1	0	0	0	0	0	0	0	14	18	9.00	2.000

PITCHER	IP	WLS	BF	H	R	ER	SO	BB	IBB	HBP	BLK	WP	HR	S	P	ERA	WHIP

Batter	1	2	3	4	5	6	7	8	9	AB	R	H	RBI	BB	SO	LOB
12 Alfonso Soriano, R (1, 7) OBP: 0.342, SLG: 0.545	F FF 87 X CH 82 0-1 ① F7	I IN 69 I IN 71 I IN 67 I IN 67 4-0 IBB		B SL 86 B FF 87 F SI 87 B FF 89 B FF 88 4-1 2 1B 25 1B BB	X FF 88 0-0 2-H 2B		C CH 77 F FF 91 F CU 79 B FF 91 C FF 91 1-3 ③ K			3	1	1	1	2	1	0
2 Ryan Theriot, R (1, 6) OBP: 0.394, SLG: 0.371	B FF 88 X FF 88 1-0 25 FC5-4 1B	B SL 86 B SL 83 X FF 89 2-0 ③ L4		X SL 86 0-0 25 1B 16 HR 1-3 1B	B SI 91 X SI 90 1-0 ② G5-3			C SI 90 B CU 79 F SI 90 B CU 78 F CU 79 X FF 91 2-2 BB 16 HR 1B		5	2	3	0	0	0	4
25 Derrek Lee, R (1, 3) OBP: 0.358, SLG: 0.470 Daryle Ward, L (7, 3) OBP: 0.348, SLG: 0.419	B SI 87 B FF 86 B SL 82 C FF 87 X CH 82 3-1 ② FC5-4 16 1B 1-2f		B SL 84 C FF 87 B SL 85 B SI 87 B CH 82 4-1 1B 9 1B BB	B SL 87 X CH 82 1-0 16 HR 1-2 3-H 1B	T FF 92 B CU 76 B FF 92 C SI 93 B SI 93 S SL 84 3-3 ③ K			B CH 78 B B B 4-0 16 HR 1-2 BB		3 0	1 1	1 0	1 0	1 1	1 0	2 0
16 Aramis Ramirez, R (1, 5) OBP: 0.385, SLG: 0.518	C SL 85 S FF 88 F SI 89 X FF 89 0-2 1-2 1B		B FF 89 X FF 89 1-0 ① F9	C FF 89 F FF 88 B FF 88 X FF 90 1-2 1-H 2-H HR		F SL 83 B CU 78 X SI 92 1-1 ① G5-3		B SI 89 S CH 78 B CU 79 X SI 90 2-1 1-H 2-H HR		5	2	3	6	0	0	1
9 Reed Johnson, R (1, 8) OBP: 0.370, SLG: 0.458	C CH 83 F FF 89 S SL 86 0-3 ③ K		1 SAFE X SL 86 0-0 1B 1-2 1B	X FF 87 0-0 1B		C SL 82 S CU 77 X CU 79 0-2 ② G5-3		S CH 78 F CH 79 B CU 78 X CU 78 1-2 ① L8		5	0	2	0	0	1	2
Mark DeRosa, R (1, 4) OBP: 0.380, SLG: 0.473		T SI 86 B CU 77 B CH 81 X CH 82 2-1 ① G5-3	C CH 83 F SL 86 B FF 89 B SL 86 X SL 84 2-2 1-2 2-3 1B	C FF 88 B SL 85 S FF 89 C FF 90 1-3 ② K	X FF 93 0-0 HR			C CH 79 X FF 91 0-1 ② G3-1		5	1	2	1	0	1	1
18 Geovany Soto, R (1, 2) OBP: 0.369, SLG: 0.496	S SI 89 S CH 83 X CH 82 0-2 46 SH5-4 1 BB 1B	X SL 86 0-0 ② F4		C SL 84 F CU 78 1 SAFE P PO 84 B SL 83 D CH 83 S CH 82 3-3 ③ K		B SL 82 S FF 92 C CU 77 B CU 78 S SL 83 2-3 ③ K		C FF 90 B CH 79 F SI 89 C CU 79 1-3 ③ K		5	0	1	0	0	3	4
1 Kosuke Fukudome, L (1, 9) OBP: 0.361, SLG: 0.382	F FF 89 B CU 77 B SL 86 B FF 89 B FF 89 4-1 46 SH5-4 1-2 BB	B SL 86 F SL 86 F FF 89 S CU 79 1-3 ③ K			B FF 87 C FF 88 B FF 88 F SL 88 B CU 77 X FF 89 3-2 E6 46 SH1-3 12 2B		S FF 90 B SI 89 S CH 77 F CH 77 C CU 79 1-3 ① K			3	1	0	0	1	2	3
46 Ryan Dempster, R (1, 1) OBP: 0.189, SLG: 0.196 49 Carlos Marmol, R (8, 1) 45 Sean Marshall, L (9, 1) OBP: 0.375, SLG: 0.375		X FF 86 0-0 ② SH5-4 1-2 2-3		C FF 86 C CH 82 X CH 82 0-2 ① G3	X SL 85 0-0 ① SH1-3 1-2		X FF 91 0-0 ② P6			2 0 0	0 0 0	0 0 0	0 0 0	0 0 0	0 0 0	0 0 0
Inning Stats	R: 0 E: 0 K: 1 S: 12 H: 2 LOB: 2 BB: 0 P: 16	R: 0 E: 0 K: 0 S: 8 H: 1 LOB: 3 BB: 2 P: 20	R: 0 E: 0 K: 1 S: 10 H: 2 LOB: 3 BB: 1 P: 18	R: 4 E: 0 K: 2 S: 17 H: 4 LOB: 1 BB: 1 P: 26	R: 1 E: 1 K: 1 S: 9 H: 1 LOB: 1 BB: 0 P: 16	R: 1 E: 0 K: 1 S: 9 H: 1 LOB: 0 BB: 0 P: 12	R: 0 E: 0 K: 2 S: 9 H: 0 LOB: 0 BB: 0 P: 11	R: 3 E: 0 K: 1 S: 14 H: 2 LOB: 0 BB: 1 P: 24		1B: 9 2B: 1 3B: 0 HR: 3 SF: 0 SAC: 2 DP: 0 HBP: 0					

PITCHER		IP	WLS	BF	H	R	ER	SO	BB	IBB	HBP	BLK	WP	HR	S	P	ERA	WHIP
Odalis Perez, L ERA: 4.21	(1, 1)	4.1	L	28	10	5	4	4	3	1	0	0	0	1	52	88	8.31	3.000
50 Garrett Mock, R ERA: 6.0	(5, 1)	1.2		6	1	1	1	2	0	0	0	0	0	1	13	20	5.40	0.600
74 Marco Estrada, R ERA: 6.75	(7, 1)	2.0		9	2	3	3	3	1	0	0	0	0	1	23	35	13.50	1.500

PITCHER	IP	WLS	BF	H	R	ER	SO	BB	IBB	HBP	BLK	WP	HR	S	P	ERA	WHIP

BOTTOM

Washington Nationals @ Chicago Cubs

Wrigley Field, Chicago, IL

Sat Aug 23 2008, 12:05 PM CDT

Att. 40,708 - Partly Cloudy - 83 F

livebaseballscorecards.com

AB	36
R	9
H	13
RBI	9
BB	5
SO	9
LOB	17

Batter	1	2	3	4	5	6	7	8	9	AB	R	H	RBI	BB	SO	LOB
22 Willie Harris, L (1, 7) OBP: 0.343, SLG: 0.450	B CH 87 C FF 88 B FF 90 F FF 88 S SL 84 2-3 ① K		L SL 82 X FF 90 0-1 ③ G3			S SL 83 B FF 90 X FF 91 1-1 ② F8		C SL 84 B SL 83 B FF 94 X FF 93 2-1 1-2 2-3 1B		4	0	1	0	0	1	0
15 Cristian Guzman, S (1, 6) OBP: 0.323, SLG: 0.396	C FF 90 F SL 84 B FF 93 X CH 85 1-2 ② G4-3			C CH 83 S FF 90 B FF 93 X FF 93 1-2 ① F7		S FF 92 S FF 93 F FF 95 F CH 84 X SL 85 0-2 ③ G3-1		C FF 95 T SL 85 B SL 82 B FF 94 F SL 83 F SL 83 B FF 96 C SL 84 3-3 ③ K		4	0	0	0	0	1	3
11 Ryan Zimmerman, R (1, 5) OBP: 0.315, SLG: 0.403	S CH 83 F CH 84 S FF 94 0-3 ③ K			B FF 90 C CH 85 B CH 85 S FF 93 S FF 94 2-3 ② K			B CH 82 B SL 84 C FF 91 F FF 92 C FF 94 2-3 ① K		B FF 95 B FF 93 C FF 94 C FF 95 B FS 86 S FF 96 3-3 ① K	4	0	0	0	0	4	0
85 Lastings Milledge, R (1, 8) OBP: 0.323, SLG: 0.400		C FF 89 F FF 90 B CH 83 F CH 82 B FF 94 F FF 93 F SL 84 F FF 94 X FF 95 2-2 ① F9		S CH 84 B FF 92 B FF 92 F FF 93 S FF 94 2-3 ③ K			B FF 92 B FF 92 S FF 93 C SL 84 B FF 93 F FF 94 S CH 86 3-3 ② K		B SL 82 C FF 96 B FF 96 B SI 96 X FF 95 3-1 1B	4	0	1	0	0	2	0
10 Ronnie Belliard, R (1, 3) OBP: 0.369, SLG: 0.479		C FF 90 F FF 91 F FF 94 B FF 93 B FF 93 B SL 86 C SL 85 3-3 ② K			B CH 80 B FF 88 C FF 91 X FF 91 2-1 6 WP 1B		B FF 93 C SL 85 B FF 95 S FF 93 B FF 97 C FF 95 3-3 ③ K		C FF 95 C FF 97 B FF 97 S FS 86 1-3 ② K	4	0	1	0	0	3	1
3 Jesus Flores, R (1, 2) OBP: 0.307, SLG: 0.414		C SL 83 F FF 92 B FF 95 S FF 94 1-3 ③ K			F FF 90 S FF 91 F FF 93 B SL 84 X FF 92 1-2 ① F7			X FF 96 0-0 ① F8	B FF 98 B FF 97 F FF 96 X FF 96 2-1 ③ F7	4	0	0	0	0	1	2
25 Austin Kearns, R (1, 9) OBP: 0.311, SLG: 0.316			B FF 89 F FF 90 C CH 83 X FF 92 1-2 HR		B FF 91 F FF 90 F FF 92 1 SAFE S SL 83 1-3 ② K			C FF 96 F FF 96 B SL 84 X SL 83 1-2 E5 22 1B BB	C FF 96 F FF 96 X FF 96 1-2	3	1	1	1	0	1	1
6 Anderson Hernandez, S (1, 4) OBP: 0.438, SLG: 0.438			S FF 91 B SL 84 X FF 90 1-1 ① F8		C FF 89 B FF 90 F FF 88 F FF 92 B CH 85 F SL 85 F FF 94 X SL 85 2-2 ③ F8 1-2			B FF 95 F FF 94 X FF 94 1-1 ② P6		3	0	0	0	0	0	2
57 Jason Bergmann, R (1, 1) 59 Steven Shell, R (7, 1) Charlie Manning, L (7, 1) Ryan Langerhans, L (8, PH) OBP: 0.394, SLG: 0.375 38 Joel Hanrahan, R (8, 1)			C FF 92 B FF 93 S FF 93 X FF 93 1-2 ② P2			C CH 87 F FF 88 T FF 92 0-2 ① K		B SL 85 B SL 82 C FF 95 F FF 94 B FF 93 B FF 94 4-2 22 1B 1-2 BB		2 0 0 0 0	0 0 0 0 0	0 0 0 0 0	0 0 0 0 0	0 0 0 1 0	1 0 0 0 0	0 0 0 0 0
Inning Stats	R: 0 E: 0 K: 2 S: 9 H: 0 LOB: 0 BB: 0 P: 12	R: 0 E: 0 K: 2 S: 14 H: 0 LOB: 0 BB: 0 P: 20	R: 1 E: 0 K: 0 S: 10 H: 1 LOB: 0 BB: 0 P: 13	R: 0 E: 0 K: 2 S: 9 H: 0 LOB: 0 BB: 0 P: 14	R: 0 E: 0 K: 1 S: 15 H: 1 LOB: 1 BB: 0 P: 21	R: 0 E: 0 K: 1 S: 10 H: 0 LOB: 0 BB: 0 P: 11	R: 0 E: 0 K: 3 S: 10 H: 0 LOB: 0 BB: 0 P: 18	R: 0 E: 1 K: 1 S: 15 H: 1 LOB: 3 BB: 1 P: 26	R: 0 E: 0 K: 2 S: 10 H: 1 LOB: 1 BB: 0 P: 19	1B: 3 2B: 0 3B: 0 HR: 1	SF: 0 SAC: 0 DP: 0 HBP: 0	WP: 1 PB: 0 SB: 0 CS: 0	PA: 33				

TOP

Washington Nationals @ Chicago Cubs

Wrigley Field, Chicago, IL

Sun Aug 24 2008, 1:20 PM CDT

Att. 40,682 - Partly Cloudy - 69 F

livebaseballscorecards.com

AB	32
R	1
H	4
RBI	1
BB	1
SO	14
LOB	9

PITCHER		IP	WLS	BF	H	R	ER	SO	BB	IBB	HBP	BLK	WP	HR	S	P	ERA	WHIP
40 Rich Harden, R ERA: 2.0	(1, 1)	7.0	W	23	2	1	1	11	0	0	0	0	1	1	77	109	1.29	0.286
49 Carlos Marmol, R ERA: 2.79	(8, 1)	1.0		6	1	0	0	1	1	0	0	0	0	0	15	26	0.00	2.000
29 Jeff Samardzija, R ERA: 1.06	(9, 1)	1.0		4	1	0	0	2	0	0	0	0	0	0	10	19	0.00	1.000

PITCHER	IP	WLS	BF	H	R	ER	SO	BB	IBB	HBP	BLK	WP	HR	S	P	ERA	WHIP

Batter	1	2	3	4	5	6	7	8	9	AB	R	H	RBI	BB	SO	LOB
12 Alfonso Soriano, R (1, 7) OBP: 0.341, SLG: 0.540	X SL 84 0-0 ① P6	B SI 90 B CU 77 B SL 85 B FF 90 4-0 BB			C CU 77 S CU 78 X CU 78 0-2 ② G5-3		B SI 88 C CU 76 X CU 75 1-1 E5 2 1B 16 FC4-6			3	1	0	0	1	0	0
2 Ryan Theriot, R (1, 6) OBP: 0.394, SLG: 0.371	C SI 88 B CU 75 B CH 88 F FF 89 B FF 90 F SI 89 F FF 88 F CH 89 F FF 89 4-2 B FF 89 16 S BB	F SI 89 C CU 75 B SL 84 X SI 89 1-2 ③ F9			C CU 77 B CU 77 F FF 89 F FF 90 B CU 77 S CU 76 2-3 ③ K		X SI 88 0-0 16 FC4-6 1-3 1B			3	0	1	0	1	1	1
16 Aramis Ramirez, R (1, 5) OBP: 0.384, SLG: 0.518	S SL 84 1 SAFE B SI 88 C SL 83 X CU 77 1-2 ② G1-3 1-2		B SL 81 B SL 85 B CU 76 C FF 88 C CU 75 F SL 83 X CU 75 3-2 ① F7			C FF 90 F FF 90 X FF 90 0-2 2B	C CU 74 B CU 75 D CH 79 X CU 77 2-1 ② FC4-6 1-2f 3-H			4	0	1	1	0	0	2
Daryle Ward, L (1, 3) OBP: 0.333, SLG: 0.397	X CH 87 0-0 ③ P5		B CH 84 B SL 83 X CH 88 2-0 ② F8			B FF 90 B CU 76 B CU 75 X CH 87 3-0 ① P5	C CU 80 D CU 80 C FF 90 D CU 79 C CU 77 2-3 ③ K			4	0	0	0	0	1	3
Mark DeRosa, R (1, 9) OBP: 0.381, SLG: 0.481 (8, 4)		C SL 84 X FF 88 0-1 HR	C CU 77 B CU 79 B CU 77 S SL 86 X CU 78 2-2 ③ G4-3			C CU 76 B FF 89 F CU 77 S CU 77 1-3 ② K		C FF 95 B SL 85 B SL 86 B FF 95 X FF 94 3-1 1B		4	1	2	1	0	1	1
Jim Edmonds, L (1, 8) OBP: 0.341, SLG: 0.462		B CH 87 B SI 88 B SL 85 C SL 87 B SI 88 4-1 18 HR BB		B CH 87 B SI 88 B SL 88 C CH 88 B CU 75 4-1 18 P4-3 BB		B CU 77 B FF 90 C CU 76 C CU 75 D CU 78 X CU 76 3-2 ③ G3		S FF 96 S FF 96 B FF 96 X FF 95 1-2 ① F7		2	1	0	0	2	0	2
18 Geovany Soto, R (1, 2) OBP: 0.368, SLG: 0.501		B FF 89 F SL 84 B FF 88 B SI 89 X SI 88 3-1 1-H HR	C CU 76 B SL 85 B X 2-1 ①② P4-3 1-1f				B CU 75 F CU 76 B CU 78 S CU 76 B CU 78 S CU 77 3-3 ① K	B FF 97 C SL 86 S SL 87 X SL 86 1-2 ② F9		4	1	1	2	0	1	2
17 Mike Fontenot, L (1, 4) OBP: 0.372, SLG: 0.510 49 Carlos Marmol, R (8, 1) Ronny Cedeno, R (8, PH) OBP: 0.335, SLG: 0.366 29 Jeff Samardzija, R (9, 1)	B FF 88 F SI 89 F SL 84 B CU 76 F CU 76 S CU 76 2-3 ① K		B SL 86 X FF 89 1-0 ③ F7				B FF 88 C SL 84 C CU 77 B CU 77 X CH 88 2-2 1 HR 2B	B FF 97 C FF 96 B SL 86 X FF 96 2-1 ③ G4-3		3 0 1 0	1 0 0 0	1 0 0 0	0 0 0 0	1 0 0 0	0 0 1 0
40 Rich Harden, L (1, 1) OBP: 0.105, SLG: 0.105 1 Kosuke Fukudome, L (7, PH) OBP: 0.363, SLG: 0.390 (8, 9)	C CH 88 F FF 90 S SI 90 0-3 ② K		B CH 87 F CH 87 C CU 75 S CU 75 1-3 ① K				B CH 79 B CH 80 X SI 87 2-0 2-H HR			2 1	0 1	0 1	0 2	0 0	2 0	0 0
Inning Stats	R: 0 E: 0 K: 0 S: 11 H: 0 LOB: 1 BB: 1 P: 16	R: 3 E: 0 K: 2 S: 15 H: 2 LOB: 1 BB: 2 P: 29	R: 0 E: 0 K: 0 S: 8 H: 0 LOB: 0 BB: 0 P: 15	R: 0 E: 0 K: 0 S: 4 H: 0 LOB: 0 BB: 1 P: 11	R: 0 E: 0 K: 2 S: 10 H: 0 LOB: 0 BB: 0 P: 13	R: 0 E: 0 K: 1 S: 10 H: 1 LOB: 1 BB: 0 P: 17	R: 3 E: 1 K: 2 S: 15 H: 3 LOB: 1 BB: 0 P: 27	R: 0 E: 0 K: 0 S: 10 H: 1 LOB: 1 BB: 0 P: 17		1B: 2 2B: 3 3B: 0 HR: 3	SF: 0 SAC: 0 DP: 1 HBP: 0		WP: 0 PB: 0 SB: 1 CS: 0	PA: 35	

PITCHER		IP	WLS	BF	H	R	ER	SO	BB	IBB	HBP	BLK	WP	HR	S	P	ERA	WHIP
57 Jason Bergmann, R ERA: 4.56	(1, 1)	6.1	L	26	4	4	4	6	4	0	0	0	0	2	64	112	5.68	1.263
59 Steven Shell, R ERA: 2.25	(7, 1)	0.1		4	2	2	1	0	0	0	0	0	0	1	6	11	27.00	6.000
Charlie Manning, L ERA: 5.12	(7, 1)	0.1		1	0	0	0	1	0	0	0	0	0	0	3	5	0.00	0.000
38 Joel Hanrahan, R ERA: 3.72	(8, 1)	1.0		4	1	0	0	0	0	0	0	0	0	0	10	17	0.00	1.000

PITCHER	IP	WLS	BF	H	R	ER	SO	BB	IBB	HBP	BLK	WP	HR	S	P	ERA	WHIP

BOTTOM

Washington Nationals @ Chicago Cubs

Wrigley Field, Chicago, IL

Sun Aug 24 2008, 1:20 PM CDT

Att. 40,682 - Partly Cloudy - 69 F

livebaseballscorecards.com

AB	31
R	6
H	7
RBI	6
BB	4
SO	7
LOB	12

Chicago Cubs @ Pittsburgh Pirates

PNC Park, Pittsburgh, PA

Mon Aug 25 2008, 7:05 PM EDT

Att. 14,454 - Partly Cloudy - 75 F

TOP

livebaseballscorecards.com

Batter	1	2	3	4	5	6	7	8	9	AB	R	H	RBI	BB	SO	LOB
12 Alfonso Soriano, R (1, 7) OBP: 0.345, SLG: 0.541 17 Mike Fontenot, L (8, 4) OBP: 0.371, SLG: 0.508	B SI 89 F FF 89 B SL 80 X SL 81 2-1 25 G5-3 1B		C SI 90 B CH 80 X SI 89 1-1 2 S 25 1B 1B	C FF 94 F FS 86 F FF 94 X FS 87 0-2 ③ G5-3	B FS 87 S SL 82 B FF 92 X SL 80 2-1 ②③ G5-4-3 1-2f			B SI 92 X SI 92 1-0 25 BB 1B G3-1 1B	X SI 90 0-0 ③ G4-3	5 1	2 0	3 0	0 0	0 0	0 0	2 1
2 Ryan Theriot, R (1, 6) OBP: 0.395, SLG: 0.371 Ronny Cedeno, R (6, 6) OBP: 0.339, SLG: 0.370	1 SAFE C FF 89 F FF 90 X FF 90 0-2 ① F9		B SI 89 B CH 79 B SI 88 C SI 88 B SL 82 4-1 25 1B 16 HR 1-3 BB		X FF 90 0-0 25 2B 25 S 16 WP 1B	C SL 88 B SL 85 B SL 86 C SL 87 X CU 82 2-2 ① G6-3		B SI 90 X SI 90 1-0 G3-1 25 BB 1-2 1B		3 1	2 0	1 1	0 0	1 0	0 0	1 0
25 Derrek Lee, R (1, 3) OBP: 0.362, SLG: 0.474	B SL 82 1 SAFE B SL 79 F FF 90 C CH 78 B FF 91 1 SAFE X CH 77 3-2 ② G5-3 1-2		B SL 80 B SL 78 F SI 88 F FF 90 X CH 79 2-2 16 HR 1-2 3-H 1B		B SL 79 B SL 77 X FF 91 2-0 16 WP 1-3 2B	B FF 94 F FF 94 X SL 87 1-1 16 G5-4-3 1B		B SI 91 B CH 83 B CH 83 B SI 91 4-0 G3-1 1-2 2-3 BB		4	2	3	1	1	0	1
16 Aramis Ramirez, R (1, 5) OBP: 0.385, SLG: 0.523 Henry Blanco, R (8, PH) OBP: 0.333, SLG: 0.419 (8, 2)	B SI 90 S CH 78 B SL 81 X CH 79 2-1 ③ F9		B SL 81 B SI 89 C FF 89 F CH 79 X FF 90 2-2 1-H 2-H HR		F FS 84 B FS 87 B SL 79 F FS 83 B FF 91 B FS 84 4-2 2B 1 1B 2-3 3-H BB	F FF 93 F FF 91 X CU 81 0-2 ②③ G5-4-3 1-2f		F SI 91 X SL 84 0-1 ② G3-1 1-2 2-3 3-H		3 1	2 0	1 0	3 1	1 0	0 0	2 2
Jim Edmonds, L (1, 8) OBP: 0.345, SLG: 0.478		B FF 89 C FF 88 S CH 80 X FF 89 1-2 1 SF9 3B	F FF 88 B CU 74 F CH 78 F SL 80 B FF 90 X CH 79 2-2 2B		B FF 91 X FS 83 1-0 1 1B 1-3 3-H 2B		S FF 94 F FF 93 F FF 94 S CU 80 0-3 ① K	C SL 82 B SL 83 X SI 90 1-1 ③ F7		5	2	3	1	0	1	2
Mark DeRosa, R (1, 4) OBP: 0.381, SLG: 0.481 (8, 5)		B SL 80 F SL 79 X CU 73 1-1 ① F9	B SL 81 B FF 91 B FF 90 B FF 90 3-2 ② P6		B SL 81 B FF 91 B FF 90 B FF 90 4-0 18 FC5-4 1 1B 30 1B BB		C FF 93 C SL 86 F FF 92 S CU 80 0-3 ② K		C SL 79 F SL 81 B SI 90 X SL 81 1-2 1 2B 2B	4	2	1	0	1	1	2
1 Kosuke Fukudome, L (1, 9) OBP: 0.365, SLG: 0.395		B SL 76 C FF 90 B CH 80 X CH 79 2-1 ② SF9 3-H	B SI 88 C CH 77 C CU 74 B FF 89 X CH 78 2-2 ③ G4-3		C FF 92 B FF 92 B FS 86 B FF 90 X FF 92 3-1 18 FC5-4 1-2 2-H 3-H 1B		B FF 93 F FF 92 B FF 95 X FF 93 2-1 1B		D SI 90 F SI 90 D SL 82 S SL 82 B SL 81 F SI 91 X SL 82 3-2 G3 2-H 2B	4	0	3	4	0	0	1
18 Geovany Soto, R (1, 2) OBP: 0.365, SLG: 0.496 Bob Howry, L (8, 1) Daryle Ward, L (9, PH) OBP: 0.330, SLG: 0.392 Kerry Wood, R (9, 1)	C FF 91 B CH 79 C CH 78 S SL 81 1-3 ③ K			F FF 89 F FS 88 C FF 92 0-3 ① K	S SL 82 X SL 81 0-1 ① FC5-4 30 1B 1-2f 2-3		F SL 86 X SL 85 0-1 F9 ③		B SI 91 C SI 91 S SL 82 B SI 92 X SI 91 2-2 ① G3 2-3	4 0 1 0	0 0 0 0	0 0 0 0	0 0 0 0	0 0 0 0	2 0 0 0	3 0 1 0
30 Ted Lilly, L (1, 1) OBP: 0.189, SLG: 0.192 9 Reed Johnson, R (8, PH) OBP: 0.367, SLG: 0.454 (8, 7)			X FF 88 0-0 ① F9	S FF 91 S FF 90 S FF 92 0-3 ② K	S FF 91 S FF 90 F FF 93 X FF 93 0-2 12 G5-4-3 1-2 3-H 1B			C SI 90 B SI 91 S SI 92 X SI 92 1-2 ① G1-3 S F F B S	1-3 ② K	3 2	0 0	1 0	1 0	0 0	1 1	0 1
Inning Stats	R: 0 E: 0 K: 0 S: 10 H: 1 LOB: 1 BB: 0 P: 17	R: 1 E: 0 K: 1 S: 10 H: 1 LOB: 0 BB: 0 P: 15	R: 4 E: 0 K: 0 S: 20 H: 4 LOB: 1 BB: 1 P: 36	R: 0 E: 0 K: 2 S: 10 H: 0 LOB: 0 BB: 0 P: 10	R: 5 E: 0 K: 0 S: 15 H: 5 LOB: 1 BB: 2 P: 31	R: 0 E: 0 K: 0 S: 8 H: 1 LOB: 0 BB: 0 P: 11	R: 0 E: 0 K: 2 S: 13 H: 1 LOB: 1 BB: 0 P: 15	R: 1 E: 0 K: 0 S: 9 H: 2 LOB: 2 BB: 1 P: 17	R: 1 E: 0 K: 1 S: 15 H: 2 LOB: 1 BB: 0 P: 22	1B: 10 2B: 5 3B: 1 HR: 1 SF: 1 SAC: 0 DP: 2 HBP: 0						

	AB	41
	R	12
	H	17
	RBI	11
	BB	4
	SO	6
	LOB	19

WP: 1 PB: 0 SB: 3 CS: 0 PA: 46

PITCHER		IP	WLS	BF	H	R	ER	SO	BB	IBB	HBP	BLK	WP	HR	S	P	ERA	WHIP
27 Jeff Karstens, R ERA: 3.48	(1, 1)	3.0	L	16	6	5	5	1	1	0	0	0	0	1	40	68	15.00	2.333
Jason Davis, R ERA: 5.54	(4, 1)	2.0		12	5	5	5	2	2	0	0	0	1	0	25	41	22.50	3.500
54 Denny Bautista, R ERA: 3.99	(6, 1)	2.0		7	2	0	0	2	0	0	0	0	0	0	21	26	0.00	1.000
17 Sean Burnett, L ERA: 4.57	(8, 1)	2.0		11	4	2	2	1	1	0	0	0	0	0	24	39	9.00	2.500

PITCHER	IP	WLS	BF	H	R	ER	SO	BB	IBB	HBP	BLK	WP	HR	S	P	ERA	WHIP

Chicago Cubs @ Pittsburgh Pirates

PNC Park, Pittsburgh, PA

Mon Aug 25 2008, 7:05 PM EDT

Att. 14,454 - Partly Cloudy - 75 F

livebaseballscorecards.com

Batter	1	2	3	4	5	6	7	8	9	AB	R	H	RBI	BB	SO	LOB
13 Nate McLouth, L (1, 8) OBP: 0.355, SLG: 0.506 3 Nyjer Morgan, L (7, 8) OBP: 0.300, SLG: 0.286	B FF 84 C CH 80 B CH 74 B SL 82 X SL 82 3-1 12 FC5-4 1B		B CH 80 C SL 80 X CH 75 1-1 ② F9		B FF 88 C SL 85 C SL 84 S FF 89 1-3 ③ K		C FF 89 X CU 71 0-1 ② G4-3 1-2			3 1	0 0	1 0	0 0	0 0	1 0	0 1
12 Freddy Sanchez, R (1, 4) OBP: 0.273, SLG: 0.355 17 Sean Burnett, L (8, 1) OBP: 0.333, SLG: 0.667	C SI 84 1 SAFE F CH 76 X SL 82 0-2 ① FC5-4 1-2f		C FF 86 B CH 77 F FF 86 X CH 78 1-2 2B			F FF 85 X SL 82 0-1 25 HR 1B	X SL 85 0-0 ③ L3			4 0	1 0	2 0	0 0	0 0	0 0	2 0
41 Ryan Doumit, S (1, 2) OBP: 0.364, SLG: 0.525 Raul Chavez, R (7, 2) OBP: 0.281, SLG: 0.330	C FF 86 X CH 78 0-1 ② F8		C FF 87 X FF 89 0-1 ③ F9			B CH 78 D SL 82 X FF 87 2-0 ① F7		X FF 90 0-0 G5-4-3 1B		3 1	0 0	0 1	0 0	0 0	0 0	3 0
25 Adam LaRoche, L (1, 3) OBP: 0.345, SLG: 0.476	C FF 88 1 SAFE F SL 83 D SL 83 B FF 84 F CH 78 B FF 89 F SL 83 X FF 88 3-2 ③ F8			C FF 86 X CH 78 0-1 ① P6		C FF 88 X FF 88 0-1 1-H HR		F SI 90 D SL 83 F SI 91 S FF 91 1-3 ① K		4	1	1	2	0	1	2
Jason Michaels, R (1, 9) OBP: 0.295, SLG: 0.382		B SL 82 F FF 84 S CH 77 C FF 87 1-3 ① K		F FF 88 X CU 71 0-1 ② G6-3		F FF 88 F CH 78 B CH 80 B CH 79 F SL 84 X CH 79 2-2 ② G4-3		B SL 84 C FF 90 B FF 90 F FF 90 X SI 92 2-2 ②③ G5-4-3 1-2f		4	0	0	0	0	1	1
44 Brandon Moss, L (1, 7) OBP: 0.335, SLG: 0.461		B FF 86 B FF 86 F FF 85 C FF 86 F FF 88 B SL 85 B SL 83 4-2 BB		X FF 87 0-0 HR		C FF 89 B CH 82 X SL 85 1-1 2B			B FF 94 B FF 94 F FF 96 B FF 93 C SL 91 X SL 92 3-2 ① F8	3 1	1 2	2 1	1 1	0 0	0 0	0 0
15 Andy LaRoche, R (1, 5) OBP: 0.271, SLG: 0.287	X FF 86 0-0 ② P6		B FF 89 C SL 83 B SL 82 S CH 78 B CH 76 C SL 83 3-3 ③ K			S CH 78 F SI 89 C CU 73 0-3 ③ K			S FF 94 B CU 82 C FF 95 F FF 95 X CU 76 1-2 ② G6-3	4 0	0 0	0 0	0 0	0 0	2 0	2 0
2 Jack Wilson, R (1, 6) OBP: 0.315, SLG: 0.350 54 Denny Bautista, R (6, 1) OBP: 0.200, SLG: 0.200 Chris Gomez, R (7, PH) OBP: 0.333, SLG: 0.337 (8, 4)	B SL 83 1 SAFE F SL 80 C FF 87 B CU 70 X CU 68 2-2 ③ G5-3				C FF 87 C SL 84 B SI 88 S FF 88 1-3 ① K		F FF 85 B CU 71 S FF 87 F CH 79 X CU 72 1-2 ① G5-3		C FF 95 X FF 94 0-1 ③ P4	2 0 2	0 0 0	0 0 0	0 0 0	0 0 0	1 0 0	1 0 0
27 Jeff Karstens, R (1, 1) OBP: 0.250, SLG: 0.250 Jason Davis, R (4, 1) Luis Rivas, R (5, PH) OBP: 0.270, SLG: 0.325 (6, 6)			B FF 84 C CH 82 B FF 85 B FF 84 C CH 82 F SL 80 S FF 85 3-3 ① K		B FF 90 B FF 85 B FF 88 C FF 85 S FF 87 C SL 83 3-3 ② K		S FF 88 C CU 72 B CU 72 F CH 79 F CU 72 B FF 90 X FF 90 2-2 3 G4-3 1B			1 0 2	0 0 0	0 0 1	0 0 0	0 0 0	1 0 1	0 0 0
Inning Stats	R: 0 E: 0 K: 0 S: 12 H: 1 LOB: 1 BB: 0 P: 18	R: 0 E: 0 K: 1 S: 10 H: 0 LOB: 1 BB: 1 P: 17	R: 0 E: 0 K: 1 S: 11 H: 1 LOB: 1 BB: 0 P: 16	R: 1 E: 0 K: 1 S: 8 H: 1 LOB: 0 BB: 0 P: 11	R: 0 E: 0 K: 3 S: 9 H: 0 LOB: 0 BB: 0 P: 14	R: 2 E: 0 K: 1 S: 14 H: 3 LOB: 1 BB: 0 P: 19	R: 0 E: 0 K: 0 S: 12 H: 1 LOB: 1 BB: 0 P: 15	R: 0 E: 0 K: 1 S: 7 H: 1 LOB: 0 BB: 0 P: 10	R: 0 E: 0 K: 0 S: 9 H: 0 LOB: 0 BB: 0 P: 13	1B: 4 2B: 2 3B: 0 HR: 2 SF: 0 SAC: 0 DP: 1 HBP: 0						WP: 0 PB: 0 SB: 0 CS: 0 PA: 35	

BOTTOM	
AB	34
R	3
H	8
RBI	3
BB	1
SO	8
LOB	12

PITCHER		IP	WLS	BF	H	R	ER	SO	BB	IBB	HBP	BLK	WP	HR	S	P	ERA	WHIP
30 Ted Lilly, L ERA: 4.23	(1, 1)	7.0	W	29	7	3	3	7	1	0	0	0	0	2	76	110	3.86	1.143
Bob Howry, R ERA: 5.4	(8, 1)	1.0		3	1	0	0	1	0	0	0	0	0	0	7	10	0.00	1.000
Kerry Wood, R ERA: 2.56	(9, 1)	1.0		3	0	0	0	0	0	0	0	0	0	0	9	13	0.00	0.000

PITCHER	IP	WLS	BF	H	R	ER	SO	BB	IBB	HBP	BLK	WP	HR	S	P	ERA	WHIP

Batter	1	2	3	4	5	6	7	8	9	AB	R	H	RBI	BB	SO	LOB
12 Alfonso Soriano, R (1, 7) OBP: 0.347, SLG: 0.543	B FF 94 F FF 94 B FF 94 S FF 93 B FF 95 X FF 95 3-2 2 BB 1B		C SL 84 S FF 94 B SL 82 B FF 94 B SL 82 F FF 96 F SL 80 X SL 83 3-2 2 G3-1 25 G6-3 2B	S SL 87 B SL 82 F FF 96 X SL 88 1-2 ① F8	1 SAFE C SL 89 B SL 90 1 SAFE B FF 95 F FF 95 X FF 96 2-2 ① P4		25 BB 2 BB 16 BB 1B 1-3 X CH 81 1-0 ② S SI 90 G6-3		6	2	3	0	0	0	3
2 Ryan Theriot, R (1, 6) OBP: 0.395, SLG: 0.368	1 SAFE B FF 91 B FF 92 C FF 92 1 SAFE 1 SAFE B FF 93 B FF 92 4-1 1-2 BB		B FF 93 F FF 93 B FF 93 X FF 94 2-1 ① G3-1 2-3	B SL 81 F FF 91 S FF 95 F FF 95 B SL 84 X FF 93 2-2 ②③ G6-4-3 1-2f	S SL 90 B SL 90 B FF 94 X SL 90 2-1 ② FC6-4 1-2f		C FF 96 B SL 84 B FF 94 B FF 94 4-1 16 BB 25 BB 9 1B 1-2 BB	B FF 92 B FF 91 C FF 92 B FF 92 C FF 93 C SL 81 3-3 ① K	4	1	0	0	2	1	3
25 Derrek Lee, R (1, 3) OBP: 0.361, SLG: 0.471	C FF 94 S FF 95 B FF 96 S FF 96 1-3 ① K		S SL 83 F FF 96 F FF 96 F SL 85 B FF 93 X SL 90 1-2 ② G6-3 3-H		B SL 86 X SL 84 1-0 S 2B 1B	1 SAFE 1 SAFE S FF 96 X FF 95 0-1 ③ F8		B SL 85 B SL 86 C FF 94 F SL 85 B SL 84 F SL 85 B FC 93 4-2 9 1B 16 BB 18 2B 1-2 2-3 3-H BB	C SL 81 B FF 94 F SL 81 B CH 84 F FF 93 S CH 86 2-3 ② K	5	2	1	2	1	2	3
16 Aramis Ramirez, R (1, 5) OBP: 0.384, SLG: 0.519	F FF 96 S FF 96 X FF 97 0-2 ② F8		B FF 96 F FF 96 B SL 82 B FF 96 F FF 96 X FF 96 3-2 ③ F8		B FF 94 C FF 93 S SL 86 1 SAFE S CU 82 1-3 ① K		B FF 90 F FF 91 B FF 87 B FF 85 B FF 91 4-1 FC3-5 9 BB BB	B SL 86 B FC 94 B FF 95 B FF 94 4-0 9 1B 18 2B 1-2 2-3 3-H BB	F FF 93 C FF 93 B CH 88 X FF 93 1-2 ③ F8	4	1	0	1	2	1	3
Jim Edmonds, L (1, 8) OBP: 0.345, SLG: 0.474 9 Reed Johnson, R (7, PH) OBP: 0.371, SLG: 0.456 (7, 8)	X FF 96 0-0 ③ F8			C FF 92 B FF 93 B SL 81 C FF 94 B SL 83 B FF 95 4-2 1 BB 18 2B 1B BB	1 SAFE B FF 94 C CU 82 B CU 82 B CU 82 C SL 85 S CU 81 3-3 ② K 1-2		B CH 82 B CH 83 C FF 90 S CH 82 B CH 83 B CH 84 4-2 18 WP FC3-5 1-2 BB	B SI 90 F SI 90 S SL 83 X SI 92 1-2 18 2B 1-2 2-3 3-H 1B		2 1	1 1	0 1	0 1	1 0	1 0	3 0
Mark DeRosa, R (1, 4) OBP: 0.382, SLG: 0.485 48 Neal Cotts, L (5, 1) 57 Chad Gaudin, R (6, 1) Ronny Cedeno, R (7, PH) OBP: 0.337, SLG: 0.367 45 Sean Marshall, L (7, 1) OBP: 0.375, SLG: 0.375 Henry Blanco, R (8, PH) OBP: 0.330, SLG: 0.415 49 Carlos Marmol, R (8, 1) Kerry Wood, R (9, 1)		C FF 92 F FF 92 B FF 94 S FF 94 1-3 ① K	S FF 94 F FF 94 B FF 96 F SL 86 F FF 96 F SL 88 X FF 95 1-2 1 BB 18 2B 1B 1-2	B FF 92 X FF 94 1-0 1 WP 2-H 2B		B FF 89 X FF 90 1-0 ① FC3-5 18 WP 1-2 2-3f	B SI 91 B SI 91 X SI 92 2-0 ① F9	3 0 0 1 0 1 0 0	1 0 0 0 0 0 0 0	2 0 0 0 0 0 0 0	1 0 0 0 0 0 0 0	0 0 0 2 0 3 0 0	1 0 0 0 0 0 0 0	0 0 0 2 0 3 0 0
1 Kosuke Fukudome, L (1, 9) OBP: 0.365, SLG: 0.393		C FF 95 F FF 95 B FF 96 B FF 96 B SL 84 B FF 96 4-2 BB	F FF 94 B FF 95 C FF 94 F FF 95 F SL 84 D SL 85 B FF 95 F FF 96 D SL 88 4-2 18 2B 1-2 2-3 BB	C CU 82 C CU 81 B CU 82 X FF 94 1-2 ③ G4-3 2-3		B FF 87 F FF 86 X FF 87 1-1 ② F9	C SL 82 D SL 85 F SI 92 S SL 82 1-3 ② K	3	1	0	0	2	1	6
18 Geovany Soto, R (1, 2) OBP: 0.368, SLG: 0.509		F SI 96 1 SAFE B FF 96 B SL 85 X FF 95 2-1 ② L8	F SL 85 S SL 88 X FF 96 0-2 38 1B 2B 1-H 2-H 3-H	C SL 90 B SL 90 B FF 96 S FF 97 X SL 90 2-2 HR	B CH 84 C CH 84 F SL 87 F FF 87 B CH 84 X CH 85 2-2 ③ G6-3 1-2 2-3	B SI 92 X SI 92 1-0 17 2B 1-H 2-H 3-H 2B		5	3	3	7	0	0	3
38 Carlos Zambrano, S (1, 1) OBP: 0.365, SLG: 0.608 29 Jeff Samardzija, R (5, 1) 17 Mike Fontenot, L (5, 4) OBP: 0.379, SLG: 0.518		X FF 94 0-0 ③ F8	F SL 84 X FF 95 0-1 2 G6-4-3 2-H 1B		F FF 96 H FF 95 1-1 2 FC6-4 HBP	C FF 90 B SL 84 C CH 84 B FF 85 X CH 82 2-2 12 16 25 BB 1B 0-2 2-H 2B		2 0 2	0 0 1	1 0 2	1 0 1	0 0 0	0 0 0	1 0 0
Inning Stats	R: 0 E: 0 K: 1 S: 11 H: 1 LOB: 2 BB: 1 P: 19	R: 0 E: 0 K: 1 S: 8 H: 0 LOB: 1 BB: 1 P: 15	R: 1 E: 0 K: 0 S: 15 H: 1 LOB: 0 BB: 0 P: 24	R: 4 E: 0 K: 0 S: 25 H: 3 LOB: 0 BB: 2 P: 37	R: 1 E: 0 K: 2 S: 11 H: 2 LOB: 1 BB: 0 P: 18	R: 1 E: 0 K: 0 S: 11 H: 1 LOB: 1 BB: 0 P: 18	R: 0 E: 0 K: 0 S: 10 H: 0 LOB: 2 BB: 2 P: 22	R: 7 E: 0 K: 1 S: 21 H: 5 LOB: 1 BB: 3 P: 41	R: 0 E: 0 K: 2 S: 10 H: 0 LOB: 0 BB: 0 P: 16	1B: 7 2B: 5 3B: 0 HR: 1 SF: 0 SAC: 0 DP: 1 HBP: 1						

PITCHER		IP	WLS	BF	H	R	ER	SO	BB	IBB	HBP	BLK	WP	HR	S	P	ERA	WHIP
45 Ian Snell, R ERA: 5.77	(1, 1)	4.0		20	5	5	5	2	4	0	0	0	0	0	59	95	11.25	2.250
54 Denny Bautista, R ERA: 4.1	(5, 1)	1.0		5	2	1	1	2	0	0	0	0	1	0	11	18	9.00	2.000
30 Tyler Yates, R ERA: 5.07	(6, 1)	1.0		5	1	1	1	0	0	0	1	0	0	1	11	18	9.00	1.000
34 John Grabow, L ERA: 3.09	(7, 1)	1.0	H	6	1	1	1	0	2	0	0	0	1	0	13	27	9.00	3.000
38 Craig Hansen, R ERA: 6.2	(8, 1)	0.0	L	4	1	1	1	0	3	0	0	0	0	0	6	18	∞	∞

PITCHER		IP	WLS	BF	H	R	ER	SO	BB	IBB	HBP	BLK	WP	HR	S	P	ERA	WHIP
17 Sean Burnett, L ERA: 4.86	(8, 1)	1.0		6	3	5	5	1	0	0	0	0	0	0	12	18	45.00	3.000
55 Matt Capps, R ERA: 2.98	(9, 1)	1.0		3	0	0	0	2	0	0	0	0	0	0	10	16	0.00	0.000

TOP

Chicago Cubs @ Pittsburgh Pirates

PNC Park, Pittsburgh, PA

Tue Aug 26 2008, 7:05 PM EDT
Att. 17,929 - Partly Cloudy - 77 F

livebaseballscorecards.com

AB	39
R	14
H	13
RBI	14
BB	9
SO	7
LOB	30

Batter	1	2	3	4	5	6	7	8	9	AB	R	H	RBI	BB	SO	LOB
3 Nyjer Morgan, L (1, 7) OBP: 0.329, SLG: 0.309	C FF 88 F FF 91 B FC 88 F SI 93 S FS 85 1-3 K 25 E 13 S 25 2B	C SI 91 B FC 89 B SI 92 B FC 90 B SI 91 4-1 41 BB BB		D SI 88 X FF 86 1-0 ① B2	C FF 95 1 SAFE B FF 96 1 SAFE B FF 95 F FF 95 X FS 85 2-2 1-3 1B		X SI 88 0-0 13 CS 1B		B SL 92 S FF 95 S FF 96 F FF 95 B FF 96 X FF 95 2-2 2-3 13 DI 1B	5	1	3	0	1	1	1
13 Nate McLouth, L (1, 8) OBP: 0.353, SLG: 0.501	B FF 88 1 SAFE F SI 89 B SI 90 B SI 91 B SI 89 4-1 1-2 25 E 25 2B BB	X FC 89 0-0 ② P1		C SI 88 B FS 80 F FC 89 F SI 93 D SL 85 F FF 90 2 SAFE D FS 85 X SL 83 3-2 ② 1-2 G1-3	B SL 85 1 SAFE 1 SAFE B SL 84 1 SAFE B FF 91 C FF 91 X FF 88 3-1 ③ G3		L 1 SAFE B FF 88 X SI 89 1-1 ①② 1-2 G4-3		C CU 82 B CU 84 C FF 95 S CU 83 1-3 ② 1-2 K	5	1	0	0	1	1	7
41 Ryan Doumit, S (1, 2) OBP: 0.366, SLG: 0.523	X SI 91 0-0 ① F7	1 SAFE 1 SAFE B FC 90 1 SAFE B FC 89 1 SAFE B FC 90 B FC 89 4-0 1-2 BB		X FF 90 0-0 2-H 1B		C SL 86 B FF 92 X FF 90 1-1 44 G4-3 25 E 3B 1B	B FF 89 F FF 88 S CU 72 F SI 91 S CU 74 1-3 ③ K		B CU 83 F FF 96 C CU 81 S CU 82 1-3 ③ K	5	1	2	1	1	2	4
25 Adam LaRoche, L (1, 3) OBP: 0.343, SLG: 0.475	2 SAFE B FS 83 X SI 92 1-0 44 1B 12 1B 1-H 2-H 2B	B FS 82 B FC 90 X FF 92 2-0 ③ F9		C SI 90 C FF 92 C FF 94 0-3 ③ K		X FF 92 0-0 E7 44 G4-3 1-2 3B		F FF 94 X FF 94 0-1 ① F7		5	2	1	2	0	1	4
44 Brandon Moss, L (1, 9) OBP: 0.337, SLG: 0.459	C FF 92 B FF 93 S FS 84 X FF 91 1-2 2 PB 12 1B 2-3 1B		B FF 90 B SI 88 X FF 90 2-0 ① L3		B FF 89 B FF 88 F FF 90 S FF 89 F FS 82 X FS 84 2-2 1B 1B	S SL 86 D FF 87 X SL 87 1-1 ① G4-3 1-2 2-3		C SL 84 F FF 95 S SL 83 0-3 ② K		5	0	2	0	0	1	2
Doug Mientkiewicz, L (1, 5) OBP: 0.370, SLG: 0.389	B SI 91 B FC 90 F SI 90 F FF 91 F FS 86 F FC 90 X SL 85 2-2 ② F7		B SI 88 X FF 88 1-0 ② P5		X SI 88 0-0 ① 12 BB 2 2B 1-3 1B	X FF 91 0-0 2-H 3-H 3B		F FF 95 F FF 95 F FF 94 B SL 83 F SL 83 S FF 95 1-3 ③ K		5	1	2	2	0	1	2
12 Freddy Sanchez, R (1, 4) OBP: 0.279, SLG: 0.359	S SL 85 C SI 93 F SL 85 X FC 91 0-2 2 PB 1-2 3-H 1B		B SI 90 B SI 91 X SI 90 2-0 E5		B SI 90 F SI 89 B FS 83 F SI 89 B SL 83 F SL 83 F SI 90 F FF 90 1 SAFE 4-2 B SI 91 2 2B 1-2 FC6-5-4 BB	I I IN 64 I I 4-0 IBB		B FF 95 B FF 95 F FF 94 C FF 95 X FF 96 2-2 2 2B 2B	3	2	2	1	2	0	0
2 Jack Wilson, R (1, 6) OBP: 0.317, SLG: 0.358	B SI 94 C SI 93 X SI 93 1-1 ③ G6-3 1-2 2-3		B FS 86 F SL 80 B SI 90 B SL 80 F SI 90 X SI 91 3-2 ③ G5-3		C SL 80 X SI 90 0-1 FC6-5-4 1-3 2-H 2B	X FF 88 0-0 ② B3			X FF 95 0-0 3 1B 2-H 2B	5	0	2	2	0	0	5
45 Ian Snell, R (1, 1) OPP: 0.216, SLG: 0.167 Luis Rivas, R (4, PH) OPP: 0.273, SLG: 0.328 54 Denny Bautista, R (5, 1) OPP: 0.000, SLG: 0.000 Jason Michaels, R (5, PH) OPP: 0.294, SLG: 0.353 30 Tyler Yates, R (6, 1) 15 Andy LaRoche, R (6, PH) OPP: 0.278, SLG: 0.306 34 John Grabow, L (7, 1) 38 Craig Hansen, R (8, 1) 17 Sean Burnett, L (8, 1) OPP: 0.333, SLG: 0.667 55 Matt Capps, R (9, 1) Chris Gomez, R (9, PH) OPP: 0.500, SLG: 0.500		C SI 88 B SI 90 F SI 89 S SL 83 1-3 ① K		B SI 88 C SI 88 B SL 84 X SL 83 2-1 13 S 41 1B 1B	X FF 95 0-0 ② FC6-5-4 3 1B 2-3 3-H	C SI 91 S FF 91 F FF 93 B SL 82 B SL 80 S SL 82 2-3 ③ K		B CU 83 B CU 83 C FF 95 S FF 96 T FF 96 2-2 ① K	1 1 0 1 0 0 0 0 0 1	0 1 0 0 0 0 0 0 0 0	0 1 0 0 0 0 0 0 0 0	0 0 0 1 0 0 0 0 0 0	0 0 0 0 0 0 0 0 0 0	1 1 0 0 0 1 0 0 0 1	0 0 0 0 2 0 0 0 0 1
Inning Stats	R: 3 E: 1 K: 1 S: 21 H: 3 LOB: 2 BB: 1 P: 31	R: 0 E: 0 K: 1 S: 6 H: 0 LOB: 2 BB: 2 P: 17	R: 0 E: 1 K: 0 S: 6 H: 0 LOB: 1 BB: 0 P: 14	R: 1 E: 0 K: 1 S: 12 H: 2 LOB: 1 BB: 0 P: 18	R: 2 E: 0 K: 0 S: 18 H: 4 LOB: 2 BB: 1 P: 29	R: 2 E: 1 K: 1 S: 11 H: 2 LOB: 2 BB: 1 P: 19	R: 0 E: 0 K: 1 S: 7 H: 1 LOB: 0 BB: 0 P: 9	R: 0 E: 0 K: 2 S: 10 H: 0 LOB: 0 BB: 0 P: 11	R: 1 E: 0 K: 3 S: 17 H: 3 LOB: 2 BB: 0 P: 25	1B: 10 2B: 4 3B: 1 HR: 0	SF: 0 SAC: 0 DP: 0 HBP: 0		WP: 1 PB: 1 SB: 2 CS: 1	PA: 48			

PITCHER		IP	WLS	BF	H	R	ER	SO	BB	IBB	HBP	BLK	WP	HR	S	P	ERA	WHIP
38 Carlos Zambrano, R ERA: 3.53	(1, 1)	4.1		26	8	6	6	3	4	0	0	0	1	0	57	98	12.46	2.769
29 Jeff Samardzija, R ERA: 1.04	(5, 1)	0.1		2	1	0	0	0	0	0	0	0	0	0	4	6	0.00	3.000
48 Neal Cotts, L ERA: 3.62	(5, 1)	0.2		6	2	2	1	0	0	1	0	0	0	0	8	17	13.50	3.000
57 Chad Gaudin, R ERA: 3.92	(6, 1)	0.2		2	0	0	0	1	0	0	0	0	0	0	5	7	0.00	0.000
45 Sean Marshall, L ERA: 3.6	(7, 1)	1.0	W	3	1	0	0	1	0	0	0	0	0	0	7	9	0.00	1.000

PITCHER		IP	WLS	BF	H	R	ER	SO	BB	IBB	HBP	BLK	WP	HR	S	P	ERA	WHIP
49 Carlos Marmol, R ERA: 2.75	(8, 1)	1.0		3	0	0	0	2	0	0	0	0	0	0	10	11	0.00	0.000
Kerry Wood, R ERA: 2.68	(9, 1)	1.0		6	3	1	1	3	0	0	0	0	0	0	17	25	9.00	3.000

BOTTOM

Chicago Cubs @ Pittsburgh Pirates

PNC Park, Pittsburgh, PA

Tue Aug 26 2008, 7:05 PM EDT

Att. 17,929 - Partly Cloudy - 77 F

livebaseballscorecards.com

AB	43
R	9
H	15
RBI	9
BB	5
SO	10
LOB	29

Chicago Cubs @ Pittsburgh Pirates

PNC Park, Pittsburgh, PA

Wed Aug 27 2008, 12:35 PM EDT

Att. 15,260 - Cloudy - 72 F

TOP

livebaseballscorecards.com

Batter	1	2	3	4	5	6	7	8	9	AB	R	H	RBI	BB	SO	LOB
12 Alfonso Soriano, R (1, 7) OBP: 0.349, SLG: 0.545	C FF 89 B FF 90 X SI 90 1-1 2 G4-3 2B		B FF 91 X SI 90 1-0 2 CS 1B		D CU 74 B SI 89 C CU 75 X CH 82 2-1 ③ F7			C CU 73 S CU 73 B FF 89 F FF 89 F SL 78 S CU 73 1-3 ① K		4	0	2	0	0	1	2
2 Ryan Theriot, R (1, 6) OBP: 0.394, SLG: 0.369	B FF 90 F SI 90 X FF 89 1-1 ① G4-3 2-3		C SI 90 F FF 90 B SI 90 1 SAFE 1-2 ③ CS 1-2	F FF 89 B FF 89 B SI 89 X FF 88 2-1 16 FC6-5 2B		C CU 72 L SI 88 S SL 77 0-3 ① K		X SI 89 0-0 ② G1-3		4	0	1	0	0	1	1
25 Derrek Lee, R (1, 3) OBP: 0.361, SLG: 0.469	F SI 90 B FF 91 F FF 90 X FF 92 1-2 ② G6-3			B CH 83 X CH 82 1-0 ① G5-3		B SI 88 T SI 89 B SI 89 B CU 73 F SI 89 F FF 90 X SI 90 3-2 ② G4-3		B CU 73 B CU 73 B CH 79 B SI 88 4-0 16 WP BB		3	0	0	0	1	0	2
16 Aramis Ramirez, R (1, 5) OBP: 0.383, SLG: 0.515	F CH 83 C SI 90 X FF 91 0-2 ③ G3			B SI 89 S CU 74 C CH 83 B FF 89 B CU 74 F SL 80 X SI 88 3-2 ② FC6-5 2-3		X CH 82 0-0 ③ G1		B FF 88 B SI 86 B SI 88 C SI 86 B CH 82 4-1 1-2 BB		3	0	0	0	1	0	2
9 Reed Johnson, R (1, 8) OBP: 0.370, SLG: 0.453		C FF 89 F SI 91 B FF 91 F FF 91 X CU 75 1-2 ① G5-3		S CH 82 C FF 88 B FF 89 X FF 90 1-2 ③ P3			B FF 87 B C SI 87 X 2-1 2B G5-3 1B	X CU 74 0-0 ③ F8		4	1	1	0	0	0	3
Mark DeRosa, R (1, 9) OBP: 0.383, SLG: 0.487 (9, 4)		B SI 91 B SI 91 F FF 90 B SI 91 X SI 91 3-1 ② F8			F CH 82 B FF 89 B SI 87 B CH 81 C SI 89 X SI 89 3-2 1B 1B		1 SAFE X FF 87 0-0 G5-3 1-3 SH2-4 2B		X FF 95 0-0 ① F9	4	1	2	0	0	0	0
Ronny Cedeno, R (1, 4) OBP: 0.332, SLG: 0.361 1 Kosuke Fukudome, L (9, PH) OBP: 0.365, SLG: 0.392 (9, 9)		X FF 92 0-0 ③ G4-3			1 SAFE B FF 89 1 SAFE F SI 89 1 SAFE F FF 89 F FF 89 S CU 74 1-3 ① K		D CU 74 X SL 78 1-0 ① G5-3 2-3 3-H		C FF 95 B FF 96 B CH 85 X CH 86 2-1 ② G3	3 1	0 0	0 0	1 0	0 0	1 0	2 0
Henry Blanco, R (1, 2) OBP: 0.320, SLG: 0.402			B SI 88 X SI 88 1-0 ① L8		B 1 SAFE F SI 89 F SI 88 F FF 90 F FF 88 S CU 76 1-3 ② K		X SI 88 0-0 ② SH2-4 3-H		B FF 96 F FF 96 B FF 95 T FF 95 B FF 96 T FF 96 3-2 ③ K	3	0	0	1	0	2	1
Jason Marquis, L (1, 1) OBP: 0.241, SLG: 0.255 49 Carlos Marmol, R (8, 1) Kerry Wood, R (9, 1)			C FF 88 F FF 89 F CU 76 S SI 90 0-3 ② K		C FF 89 X SL 80 0-1 1-3 1B		C SL 77 C SI 88 B CU 73 F SL 78 B SI 89 C SI 89 2-3 ③ K			3 0 0	0 0 0	1 0 0	0 0 0	0 0 0	2 0 0	0 0 0
Inning Stats	R: 0 E: 0 K: 0 S: 10 H: 1 LOB: 1 BB: 0 P: 13	R: 0 E: 0 K: 0 S: 7 H: 0 LOB: 0 BB: 0 P: 11	R: 0 E: 0 K: 1 S: 8 H: 1 LOB: 0 BB: 0 P: 11	R: 0 E: 0 K: 0 S: 10 H: 1 LOB: 1 BB: 0 P: 17	R: 0 E: 0 K: 2 S: 16 H: 2 LOB: 2 BB: 0 P: 23	R: 0 E: 0 K: 1 S: 8 H: 0 LOB: 0 BB: 0 P: 11	R: 2 E: 0 K: 1 S: 9 H: 2 LOB: 0 BB: 0 P: 14	R: 0 E: 0 K: 1 S: 8 H: 0 LOB: 2 BB: 2 P: 17	R: 0 E: 0 K: 1 S: 6 H: 0 LOB: 0 BB: 0 P: 11	1B: 4 2B: 3 3B: 0 HR: 0 SF: 0 SAC: 1 DP: 0 HBP: 0						

	AB	32
	R	2
	H	7
	RBI	2
	BB	2
	SO	7
	LOB	13

WP: 1 PB: 0 SB: 0 CS: 1 PA: 36

PITCHER		IP	WLS	BF	H	R	ER	SO	BB	IBB	HBP	BLK	WP	HR	S	P	ERA	WHIP
57 Zach Duke, L ERA: 5.14	(1, 1)	8.0	L	32	7	2	2	6	2	0	0	0	1	0	76	117	2.25	1.125
43 Jesse Chavez, R ERA:	(9, 1)	1.0		3	0	0	0	1	0	0	0	0	0	0	6	11	0.00	0.000

PITCHER		IP	WLS	BF	H	R	ER	SO	BB	IBB	HBP	BLK	WP	HR	S	P	ERA	WHIP

Chicago Cubs @ Pittsburgh Pirates

PNC Park, Pittsburgh, PA

Wed Aug 27 2008, 12:35 PM EDT

Att. 15,260 - Cloudy - 72 F

livebaseballscorecards.com

BOTTOM

Batter	1	2	3	4	5	6	7	8	9	AB	R	H	RBI	BB	SO	LOB
3 Nyjer Morgan, L (1, 9) OBP: 0.325, SLG: 0.306	C SI 90 F SI 88 F CH 83 B SI 90 B SI 91 S SI 89 2-3 ① **K**		C SI 91 X SL 87 0-1 **1-2** 1B		S SL 78 C SL 79 B SI 92 F SL 79 F SI 91 F CH 85 F SI 92 F SI 91 S CH 86 1-3 ② **K**			F FF 94 X FF 94 0-1 ① **B5**		4	0	1	0	0	2	2
2 Jack Wilson, R (1, 6) OBP: 0.316, SLG: 0.356	X SI 92 0-0 **E7** 13 F9 1B		B SI 88 X SL 86 1-0 ② **F8**		B SL 79 B SL 79 X SI 92 2-0 ③ **G6-3**			C SL 84 C SL 83 T SL 83 0-2 ② **K**		4	0	1	0	0	1	4
13 Nate McLouth, L (1, 8) OBP: 0.351, SLG: 0.497	C SL 87 C SI 90 X SL 83 0-2 ② **F9** 2-3		B SI 89 C SI 91 X CH 84 1-1 ③ **P6**			B SL 78 B SL 75 X SI 89 2-0 ① **F8**		C SL 83 B SL 84 F SL 82 C FF 94 1-3 ③ **K**		4	0	0	0	0	1	4
25 Adam LaRoche, L (1, 3) OBP: 0.340, SLG: 0.470	B SL 76 B CH 81 X SL 87 2-0 ③ **G3-1**			S SL 77 C CH 84 B SI 86 B CH 85 B SI 91 X SI 90 3-2 ① **G4-3**		C SL 87 B SL 78 X SI 91 1-1 ② **F8**			C FF 94 C CU 80 B CU 83 B FF 95 S FF 95 2-3 ① **K**	4	0	0	0	0	1	1
44 Brandon Moss, L (1, 7)		C SI 90 T SL 77 X SI 91 0-2 ① **F7**		C SL 77 B SL 79 S CH 84 B CH 84 X SI 90 2-2 ② **G4-3**		B SI 90 B SI 88 B SL 86 C SI 90 X SI 90 3-1 ③ **G4-3**			C CU 82 S CU 83 C CU 82 0-3 ② **K**	4	0	0	0	0	1	0
12 Freddy Sanchez, R (1, 4) OBP: 0.278, SLG: 0.363		B SL 88 C SI 92 B SL 77 X SI 91 2-1 ② **G3**		B SI 92 F SI 91 S SL 79 F SI 92 X SI 92 1-2 **3B**			B SL 75 X SI 90 1-0 ① **G6-3**		B FF 95 X FF 94 1-0 ③ **G6-3**	4	0	1	0	0	0	0
15 Andy LaRoche, R (1, 5) OBP: 0.264, SLG: 0.278		C SI 91 B SI 90 B SI 89 F SL 88 S SI 91 2-3 ③ **K**		B SI 92 B SI 91 C SI 92 X SI 92 2-1 ③ **F8**			X SI 90 0-0 ② **G5-3**			3	0	0	0	0	1	1
Raul Chavez, R (1, 2) OBP: 0.293, SLG: 0.340			C SI 90 B SL 76 B SI 92 F SI 90 F SI 91 B SL 79 X SI 91 3-2 **57 FC2-6** 1B		B SL 87 C SI 90 F SL 88 X SL 80 1-2 **57 SH3-4** 1B		B SI 91 C SI 91 X SI 90 1-1 ③ **G4-3**			3	0	2	0	0	0	0
57 Zach Duke, L (1, 1) OBP: 0.163, SLG: 0.146 Doug Mientkiewicz, L (8, PH) OBP: 0.372, SLG: 0.389 43 Jesse Chavez, R (9, 1)			X SI 89 0-0 ① **FC2-6** 3 1B 1-2f		B SI 89 X SI 89 1-0 ① **SH3-4** 1-2			B FF 93 C FF 94 B SL 83 F FF 93 F SL 84 B FF 94 B SL 82 4-2 **BB**		1 0 0	0 0 0	0 0 0	0 0 0	0 1 0	0 0 0	1 0 0
Inning Stats	R: 0 H: 1 E: 1 LOB: 1 K: 1 BB: 0 S: 9 P: 13	R: 0 H: 0 E: 0 LOB: 0 K: 1 BB: 0 S: 8 P: 12	R: 0 H: 2 E: 0 LOB: 2 K: 0 BB: 0 S: 10 P: 15	R: 0 H: 1 E: 0 LOB: 1 K: 0 BB: 0 S: 12 P: 20	R: 0 H: 1 E: 0 LOB: 1 K: 1 BB: 0 S: 13 P: 18	R: 0 H: 0 E: 0 LOB: 0 K: 0 BB: 0 S: 5 P: 11	R: 0 H: 0 E: 0 LOB: 0 K: 0 BB: 0 S: 4 P: 6	R: 0 H: 0 E: 0 LOB: 1 K: 2 BB: 1 S: 11 P: 16	R: 0 H: 0 E: 0 LOB: 0 K: 2 BB: 0 S: 7 P: 10	1B: 4 SF: 0 2B: 0 SAC: 1 3B: 1 DP: 0 HR: 0 HBP: 0						

	AB	31
	R	0
	H	5
	RBI	0
	BB	1
	SO	7
	LOB	13

PITCHER		IP	WLS	BF	H	R	ER	SO	BB	IBB	HBP	BLK	WP	HR	S	P	ERA	WHIP
Jason Marquis, R ERA: 4.52	(1, 1)	7.0	W	26	5	0	0	3	0	0	0	0	0	0	61	95	0.00	0.714
49 Carlos Marmol, R ERA: 2.71	(8, 1)	1.0	H	4	0	0	0	2	1	0	0	0	0	0	11	16	0.00	1.000
Kerry Wood, R ERA: 2.63	(9, 1)	1.0	S	3	0	0	0	2	0	0	0	0	0	0	7	10	0.00	0.000

PITCHER	IP	WLS	BF	H	R	ER	SO	BB	IBB	HBP	BLK	WP	HR	S	P	ERA	WHIP

Philadelphia Phillies @ Chicago Cubs

Wrigley Field, Chicago, IL

Thu Aug 28 2008, 7:05 PM CDT

Att. 40,362 - Cloudy - 78 F

livebaseballscorecards.com

Batter	1	2	3	4	5	6	7	8	9	AB	R	H	RBI	BB	SO	LOB
11 Jimmy Rollins, S (1, 6) OBP: 0.335, SLG: 0.434	P5	G1-3			K	SF7			1B	4	0	1	1	0	1	0
26 Chase Utley, L (1, 4) OBP: 0.378, SLG: 0.554	G6-3 8 1B 2B		E4 G4-3		6 2B 1B	1B			F8	5	1	3	1	0	0	1
Pat Burrell, R (1, 7) OBP: 0.378, SLG: 0.533	G6-3 2-3		G4-3 1-2f		K	F7			F8	5	0	0	0	0	1	5
6 Ryan Howard, L (1, 3) OBP: 0.320, SLG: 0.483	8 1B BB		K		1-3 2B		F7		P5	4	0	1	0	1	1	1
8 Shane Victorino, S (1, 8) OBP: 0.349, SLG: 0.441	28 BB 1-3 3-H 1B			F7	K		F8			4	0	1	1	0	1	2
28 Jayson Werth, R (1, 9) OBP: 0.372, SLG: 0.498	1-2 BB			2B		51 1B 2B	K			3	1	2	0	1	1	0
7 Pedro Feliz, R (1, 5) OBP: 0.303, SLG: 0.421	K			P4		35 SH1-4 11 SF7 BB		K		3	1	0	0	1	2	4
51 Carlos Ruiz, R (1, 2) OBP: 0.321, SLG: 0.291		L9		BB		11 SF7 35 SH1-4 26 1B 1-2 2-H 1B		G4-3		3	1	1	1	1	0	0
35 Cole Hamels, L (1, 1) OBP: 0.269, SLG: 0.288		K		K		SH1-4 1-2 2-3		G3-1		2	0	0	0	0	2	2
19 Greg Dobbs, L (8, PH) OBP: 0.335, SLG: 0.459										1	0	0	0	0	0	0
46 Ryan Madson, L (8, 1)										0	0	0	0	0	0	0
37 Chad Durbin, R (8, 1) OBP: 0.125, SLG: 0.125										0	0	0	0	0	0	0
16 J.C. Romero, S (8, 1)										0	0	0	0	0	0	0
Inning Stats	R: 1 H: 2 E: 0 LOB: 3 K: 1 BB: 2 S: 9 P: 21	R: 0 H: 0 E: 0 LOB: 0 K: 1 BB: 0 S: 9 P: 13	R: 0 H: 0 E: 1 LOB: 0 K: 1 BB: 0 S: 7 P: 10	R: 0 H: 1 E: 0 LOB: 2 K: 1 BB: 1 S: 11 P: 18	R: 0 H: 2 E: 0 LOB: 2 K: 3 BB: 0 S: 16 P: 21	R: 3 H: 3 E: 0 LOB: 1 K: 0 BB: 1 S: 15 P: 31	R: 0 H: 0 E: 0 LOB: 0 K: 1 BB: 0 S: 9 P: 15	R: 0 H: 0 E: 0 LOB: 0 K: 1 BB: 0 S: 9 P: 10	R: 0 H: 1 E: 0 LOB: 1 K: 0 BB: 0 S: 13 P: 18	1B: 5 SF: 1 2B: 4 SAC: 1 3B: 0 DP: 1 HR: 0 HBP: 0						

PITCHER		IP	WLS	BF	H	R	ER	SO	BB	IBB	HBP	BLK	WP	HR	S	P	ERA	WHIP
46 Ryan Dempster, R ERA: 2.95	(1, 1)	6.0		30	8	4	4	7	4	0	0	0	0	0	67	114	6.00	2.000
45 Sean Marshall, L ERA: 3.52	(7, 1)	1.0		3	0	0	0	1	0	0	0	0	0	0	9	15	0.00	0.000
Bob Howry, R ERA: 5.31	(8, 1)	1.0	W	3	0	0	0	1	0	0	0	0	0	0	9	10	0.00	0.000
Kerry Wood, R ERA: 2.59	(9, 1)	1.0	S	4	1	0	0	0	0	0	0	0	0	0	13	18	0.00	1.000

PITCHER	IP	WLS	BF	H	R	ER	SO	BB	IBB	HBP	BLK	WP	HR	S	P	ERA	WHIP

TOP	
AB	34
R	4
H	9
RBI	4
BB	4
SO	9
LOB	15

WP: 0 PA: 40
PB: 0
SB: 0
CS: 0

Batter	1	2	3	4	5	6	7	8	9	AB	R	H	RBI	BB	SO	LOB
12 Alfonso Soriano, R (1, 7) OBP: 0.348, SLG: 0.545	B FF 89 B FF 90 C FF 91 F FF 90 S FF 91 2-3 **K** ①		S CH 80 S CH 83 B CH 82 X CH 81 1-2 G5-3 ③		B FF 92 S FF 92 S FF 93 X CH 80 1-2 P6 ③			B FF 94 X FF 93 1-0 2 1B 16 HR 2B		4	1	1	0	0	1	1
2 Ryan Theriot, R (1, 6) OBP: 0.392, SLG: 0.368	C CH 78 B FF 92 X CU 76 1-1 F9 ②			C CU 74 B FF 91 C FF 91 X CU 78 1-2 G3-1 ①		B FF 89 X FF 88 1-0 F9 ①		C FF 94 B CH 82 X FC 90 1-1 25 BB 16 HR 2-3 1B		4	1	1	0	0	0	0
25 Derrek Lee, R (1, 3) OBP: 0.363, SLG: 0.470	S FF 90 S FF 92 B FF 92 B FF 92 B CH 81 X FF 92 3-2 1B			C CH 80 B FF 91 C FF 92 B CH 80 X FF 92 2-2 1B		B CH 76 F CH 78 X FF 90 1-1 F8 ②		1 SAFE F SI 89 B SI 90 B SI 91 B FC 87 B FC 86 4-1 16 HR 1-2 BB		3	1	2	0	1	0	0
16 Aramis Ramirez, R (1, 5) OBP: 0.383, SLG: 0.519	1 SAFE X FF 92 0-0 P4 ③			C CH 79 B FF 92 X FF 92 1-1 F9 ②		B CU 72 S CH 79 X CU 76 1-1 F8 ③		B SI 91 X SI 91 1-0 1-H 2-H 3-H HR		4	1	1	4	0	0	2
18 Geovany Soto, R (1, 2) OBP: 0.367, SLG: 0.507		C CH 79 S CH 81 B FF 92 C FF 92 1-3 **K** ①		C CU 75 B FF 92 F FF 92 1 SAFE S CH 81 1-3 **K** ③			S CH 79 B FF 88 X FF 89 1-1 1 FC4-6 1B	C CU 77 X SI 90 0-1 F8 ①		4	0	1	0	0	2	1
9 Reed Johnson, R (1, 8) OBP: 0.368, SLG: 0.450		C FF 91 B FF 92 B CU 77 X CH 82 2-1 G1-3 ②			S FF 88 F FF 91 B CU 77 B FF 92 S CH 81 2-3 **K** ①		C CH 78 B CU 76 F CH 79 S CH 77 1-3 **K** ①	C X 0-1 CS 1 BB 1B		4	0	1	0	0	2	1
1 Kosuke Fukudome, L (1, 9) OBP: 0.366, SLG: 0.391		C CU 76 X FF 91 0-1 P4 ③			C CH 79 B CH 80 B CH 81 B FF 91 C CH 81 X CH 80 3-2 3B 1B		F CU 73 C FF 90 F FF 89 B FF 89 X CH 80 1-2 FC4-6 ② 1-2f	B SI 90 B SI 90 C SI 91 1 SAFE 1 SAFE B SI 89 B SI 90 4-1 1-2 BB		3	1	1	0	1	0	1
Mark DeRosa, R (1, 4) OBP: 0.382, SLG: 0.490			B FF 91 B FF 91 C CH 80 C FF 91 F CU 79 F CH 81 B FF 92 F CH 82 X CH 80 3-2 F9 ①		S CH 79 1 SAFE F FF 91 B CH 79 X FF 92 1-2 1-H 3B		C FF 90 S CH 79 B CH 80 F CU 77 B FF 92 1 SAFE B CH 80 F CH 80 X FF 92 3-2 G6-3 ③	B SI 90 C SL 77 B CH 79 C SL 78 B SI 92 S SL 81 3-3 **K** ② ③ 2-3		4	0	1	1	0	1	3
46 Ryan Dempster, R (1, 1) OBP: 0.182, SLG: 0.189 45 Sean Marshall, L (7, 1) OBP: 0.375, SLG: 0.375 Bob Howry, L (8, 1) 17 Mike Fontenot, L (8, PH) OBP: 0.382, SLG: 0.535 Kerry Wood, R (9, 1)			F FF 91 B FF 91 S CH 80 X CH 83 1-2 P3 ②		C CU 76 F FF 92 S FF 93 0-3 **K** ②			B FF 92 X FF 91 1-0 HR		2 0 0 1 0	0 0 0 1 0	0 0 0 1 0	0 0 0 1 0	0 0 0 0 0	1 0 0 0 0	1 0 0 0 0
Inning Stats	R: 0 E: 0 K: 1 S: 9 H: 1 LOB: 1 BB: 0 P: 15	R: 0 E: 0 K: 1 S: 7 H: 0 LOB: 0 BB: 0 P: 10	R: 0 E: 0 K: 0 S: 12 H: 0 LOB: 0 BB: 0 P: 17	R: 0 E: 0 K: 1 S: 11 H: 1 LOB: 1 BB: 0 P: 16	R: 1 E: 0 K: 2 S: 15 H: 2 LOB: 1 BB: 0 P: 22	R: 0 E: 0 K: 0 S: 5 H: 0 LOB: 0 BB: 0 P: 8	R: 0 E: 0 K: 1 S: 14 H: 1 LOB: 1 BB: 0 P: 20	R: 5 E: 0 K: 1 S: 14 H: 5 LOB: 1 BB: 2 P: 29		1B: 6 2B: 1 3B: 1 HR: 2	SF: 0 SAC: 0 DP: 0 HBP: 0		WP: 0 PB: 0 SB: 0 CS: 1	PA: 35		

BOTTOM

Philadelphia Phillies @ Chicago Cubs

Wrigley Field, Chicago, IL

Thu Aug 28 2008, 7:05 PM CDT

Att. 40,362 - Cloudy - 78 F

livebaseballscorecards.com

AB	33
R	6
H	10
RBI	6
BB	2
SO	7
LOB	10

PITCHER		IP	WLS	BF	H	R	ER	SO	BB	IBB	HBP	BLK	WP	HR	S	P	ERA	WHIP
35 Cole Hamels, L ERA: 3.13	(1, 1)	7.0		26	5	1	1	6	0	0	0	0	0	0	73	108	1.29	0.714
46 Ryan Madson, R ERA: 3.56	(8, 1)	0.0		3	3	3	3	0	0	0	0	0	0	1	4	7	∞	∞
37 Chad Durbin, R ERA: 2.19	(8, 1)	0.1	L	4	2	2	2	0	1	0	0	0	0	1	6	11	54.00	9.000
16 J.C. Romero, L ERA: 2.26	(8, 1)	0.2		2	0	0	0	1	1	0	0	0	0	0	4	11	0.00	1.500

PITCHER	IP	WLS	BF	H	R	ER	SO	BB	IBB	HBP	BLK	WP	HR	S	P	ERA	WHIP

Batter	1	2	3	4	5	6	7	8	9	AB	R	H	RBI	BB	SO	LOB
11 Jimmy Rollins, S (1, 6) OBP: 0.334, SLG: 0.430	X CH 84 0-0 ① G1	B CH 82 C FF 90 B FF 90 B CH 83 B SL 82 4-1 BB			C SL 81 F CH 81 B FF 92 B FF 91 X SL 83 2-2 ① G3		C FF 95 F FS 85 X FS 86 0-2 ① FC3-6 26 FC4-6 8 BB 1-2f		B FF 94 C SL 84 C SL 84 X 1-2 ① G1-3	4	0	0	0	1	0	1
8 Shane Victorino, S (1, 8) OBP: 0.348, SLG: 0.437	C CH 84 B CH 87 X SL 80 1-1 ② P6	C FF 89 F FF 90 C FF 91 0-3 ③ K			B SL 81 F FF 88 F FF 89 F SL 80 F FF 86 F FF 90 S CH 84 1-3 ② K		1 SAFE 1 SAFE B FF 95 1 SAFE P B B 4-0 26 FC4-6 1-2 BB		C FF 95 F FF 94 X SL 85 0-2 ② P3	4	0	0	0	1	2	2
26 Chase Utley, L (1, 4) OBP: 0.378, SLG: 0.552	C SL 80 H FF 87 1-1 6 BB 1B HBP	C CH 86 C SL 81 B FF 92 F FF 91 B SL 82 S SL 84 2-3 ① K			B CH 87 C SL 81 X FF 90 1-1 6 1B 6 E 1B		B FS 86 X FF 95 1-0 ② FC4-6 1-2f 2-3		B B FF 96 B SL 84 C SL 85 C F SL 85 S SL 84 3-3 ③ K	4	2	1	0	0	2	2
6 Ryan Howard, L (1, 3) OBP: 0.321, SLG: 0.482	D CH 86 1 SAFE B CH 80 C SL 80 B FF 90 S SL 82 B SL 83 4-2 1B 1-2 BB	B FF 89 S SL 83 S SL 83 F SL 84 B FF 93 B SL 83 X FF 91 3-2 ② F8			1 SAFE B CH 79 X FF 88 1-0 E9 1-H 1B		F FF 97 B FS 86 B FF 97 X FS 86 2-1 ③ G3-1			3	0	1	0	1	0	2
Pat Burrell, R (1, 7) OBP: 0.379, SLG: 0.533 So Taguchi, R (8, PR) OBP: 0.269, SLG: 0.259 (8, 7)	B FF 89 D CH 83 F FF 90 C CH 83 F SL 84 B FF 92 F FF 92 X CH 85 3-2 1-2 2-H 1B	S SL 84 S SL 83 T SL 84 0-2 ③ K			X SL 80 0-0 ③ L5			F SL 82 X FF 96 0-1 28 BB 1B		4 0	0 0	2 0	1 0	0 0	1 0	1 0
28 Jayson Werth, R (1, 9) OBP: 0.373, SLG: 0.495	C FF 91 F FF 91 B FF 93 S SL 83 1-3 ③ K			B SL 81 B CH 86 B FF 88 B FF 90 4-0 51 FC5-4 BB		C FF 90 B SL 79 B SI 90 F FF 92 B SL 80 F SL 80 F FF 91 C FF 92 3-3 ① K		C FF 95 1 SAFE F FF 95 B FS 86 D FS 87 B FS 87 B FF 95 4-2 1-2 BB		2	0	0	0	2	2	2
19 Greg Dobbs, L (1, 5) OBP: 0.333, SLG: 0.454		B CH 83 B CH 84 B FF 88 C FF 87 S FF 88 X FF 91 3-2 ① F9		B FF 88 1 SAFE 1 SAFE C SL 81 S FF 90 1 SAFE B SL 82 F FF 92 X FF 90 2-2 ① F9		X CH 86 0-0 51 G6-4-3 1B		C SI 95 F FF 95 F FS 86 X FS 86 0-2 ① F7		4	0	1	0	0	0	3
51 Carlos Ruiz, R (1, 2) OBP: 0.321, SLG: 0.289 47 Scott Eyre, L (6, 1) 55 Clay Condrey, R (7, 1) OBP: 0.333, SLG: 0.667 7 Pedro Feliz, R (8, PH) OBP: 0.302, SLG: 0.420 57 Rudy Seanez, R (8, 1)		B SL 81 C FF 87 B FF 87 F FF 91 F FF 92 F SL 82 F FF 92 B SL 83 B FF 92 4-2 56 SH3-4 BB		B CH 82 C FF 91 B FF 89 X SL 83 2-1 ② FC5-4 1-2f		C SL 78 1 SAFE B SI 90 F FF 89 F FF 91 B SL 81 X SL 79 2-2 ② ③ G6-4-3 1-2f		S FF 94 F FF 95 B SL 83 S SL 84 1-3 ② K		2 0 0 1 0	0 0 0 0 0	0 0 0 0 0	0 0 0 0 0	1 0 0 0 0	0 0 0 1 0	2 0 0 2 0
56 Joe Blanton, R (1, 1) OBP: 0.100, SLG: 0.100 27 Chris Coste, R (6, 2) OBP: 0.335, SLG: 0.463		X FF 88 0-0 ② SH3-4 1-2		C FF 90 S CH 84 B CH 84 X CH 83 1-2 ③ P5			C SL 83 X FF 95 0-1 11 FC3-6 1B	C SL 84 S SL 84 S SL 85 0-3 ③ K		1 2	0 0	0 1	0 0	0 1	0 2	1 2
Inning Stats	R: 1 E: 0 K: 1 S: 14 H: 1 LOB: 2 BB: 1 P: 24	R: 0 E: 0 K: 1 S: 13 H: 0 LOB: 2 BB: 2 P: 24	R: 0 E: 0 K: 2 S: 11 H: 0 LOB: 0 BB: 0 P: 16	R: 0 E: 0 K: 0 S: 9 H: 0 LOB: 1 BB: 1 P: 18	R: 1 E: 1 K: 1 S: 13 H: 2 LOB: 1 BB: 0 P: 18	R: 0 E: 0 K: 1 S: 11 H: 1 LOB: 0 BB: 0 P: 16	R: 0 E: 0 K: 0 S: 9 H: 1 LOB: 2 BB: 1 P: 15	R: 0 E: 0 K: 2 S: 14 H: 1 LOB: 2 BB: 1 P: 19	R: 0 E: 0 K: 1 S: 10 H: 0 LOB: 0 BB: 0 P: 14	1B: 6 2B: 0 3B: 0 HR: 0 SF: 0 SAC: 1 DP: 1 HBP: 1						

PITCHER		IP	WLS	BF	H	R	ER	SO	BB	IBB	HBP	BLK	WP	HR	S	P	ERA	WHIP
40 Rich Harden, R ERA: 1.99	(1, 1)	5.0		23	3	2	1	5	4	0	1	0	0	0	60	100	1.80	1.400
57 Chad Gaudin, R ERA: 3.87	(6, 1)	1.0		3	1	0	0	1	0	0	0	0	0	0	11	16	0.00	1.000
29 Jeff Samardzija, R ERA: 0.96	(7, 1)	1.1	W	8	2	0	0	0	2	0	0	0	0	0	17	27	0.00	3.000
49 Carlos Marmol, R ERA: 2.65	(8, 1)	1.2	S	5	0	0	0	3	0	0	0	0	0	0	16	21	0.00	0.000

PITCHER	IP	WLS	BF	H	R	ER	SO	BB	IBB	HBP	BLK	WP	HR	S	P	ERA	WHIP

TOP

Philadelphia Phillies @ Chicago Cubs

Wrigley Field, Chicago, IL

Fri Aug 29 2008, 1:20 PM CDT

Att. 40,844 - Sunny - 75 F

livebaseballscorecards.com

AB	31
R	2
H	6
RBI	1
BB	6
SO	9
LOB	20

Philadelphia Phillies @ Chicago Cubs

Wrigley Field, Chicago, IL

Fri Aug 29 2008, 1:20 PM CDT

Att. 40,844 - Sunny - 75 F

livebaseballscorecards.com

BOTTOM

Batter	1	2	3	4	5	6	7	8	9	AB	R	H	RBI	BB	SO	LOB
12 Alfonso Soriano, R (1, 7) OBP: 0.349, SLG: 0.551	S SL 78 S FF 90 B SL 81 F FF 91 B FF 90 B CH 81 B FF 92 4-2 25 F9 25 S BB		B SL 82 F SL 81 S SL 80 B FF 92 F SI 90 S SL 81 2-3 ③ K		D SL 81 X FF 91 1-0 ③ P4		B SL 83 B SI 90 X FC 89 2-0 HR			3	1	1	1	1	1	1
2 Ryan Theriot, R (1, 6) OBP: 0.391, SLG: 0.366 49 Carlos Marmol, R (8, 1)	1 SAFE C SI 87 C FF 89 1 SAFE X FF 90 0-2 ① F8			B CU 70 C FF 86 S SL 79 C FF 89 1-3 ① K		C SL 78 S SL 76 B CH 84 B SL 80 F FF 88 B SL 80 B SI 87 4-2 G5-3 25 BB 1 BB BB	X SI 90 0-0 ② G3			3 0	1 0	0 0	0 0	1 0	1 0	1 0
25 Derrek Lee, R (1, 3) OBP: 0.362, SLG: 0.467	1 SAFE 1 SAFE B SI 88 F SI 89 B FF 89 X SL 82 2-1 ② F9 1-3			X FF 86 0-0 ② G4-3		1 SAFE B SI 88 1 SAFE B SI 88 B CH 81 B SI 87 4-0 1 BB G5-3 1-2 BB	C FF 91 X SI 90 0-1 ③ G5-3			3	0	0	0	1	0	1
16 Aramis Ramirez, R (1, 5) OBP: 0.383, SLG: 0.518	B FF 90 B SL 82 B CH 83 C FF 90 S CH 83 X SI 92 3-2 ③ G1-3			C FF 89 B FF 88 C SL 80 B SL 80 X CH 82 2-2 1B		C SI 87 B SI 89 B FF 89 B SL 82 X FF 90 3-1 ① F8		B FF 92 C SL 83 B SL 83 B FF 92 B FF 92 4-1 SH1-4 1B BB		3	0	1	0	1	0	3
Jim Edmonds, L (1, 8) OBP: 0.344, SLG: 0.471		B FF 88 S CH 82 B FF 90 B FF 90 C FF 89 X CH 82 3-2 ① G4-3		S CU 71 B SL 81 S FF 90 B FF 90 B FF 91 X SI 89 3-2 ③ P6		F FF 90 B FF 90 F FF 92 F SL 80 B CU 72 X SL 80 2-2 ② G5-3 1-2 2-3		B FF 92 F FF 93 1 SAFE B FF 93 X FF 93 2-1 SH1-4 1-2 1B		4	0	1	0	0	0	3
Mark DeRosa, R (1, 4) OBP: 0.384, SLG: 0.488		C SL 82 F FF 90 B FF 89 C SL 80 1-3 ② K			B SI 86 B SL 78 C CH 85 B FF 86 B SL 80 4-1 1B 1 S FC4-6 BB	B FF 90 C FF 90 F FF 91 D SL 82 B FF 92 B FF 90 4-2 1 BB BB		X FF 92 0-0 ① SH1-4 1-2 2-3		1	1	0	0	2	1	0
1 Kosuke Fukudome, L (1, 9) OBP: 0.366, SLG: 0.390 29 Jeff Samardzija, R (7, 1) Ronny Cedeno, R (8, 6) OBP: 0.330, SLG: 0.359		C SL 82 B SL 80 C FF 89 F FF 90 B FF 90 X CH 82 2-2 ③ F7			B FF 87 C SI 87 1 SAFE C FF 89 F FF 91 B SI 90 F FF 90 B FF 90 F FF 88 3-2 ① K 1-2	C SL 80 B SL 83 D SL 82 B FF 90 B FF 90 4-1 1-2 2-3 3-H BB		C SL 83 S SL 83 F FF 92 F SL 82 B FF 91 B SL 82 B SL 81 F SL 82 S SL 83 3-3 ② K		2 0 1	0 0 0	0 0 0	1 0 0	1 0 0	1 0 1	1 0 2
Henry Blanco, R (1, 2) OBP: 0.318, SLG: 0.396			S SL 78 B FF 88 F CH 82 X SL 81 1-2 ① P6		C SI 88 X FF 89 0-1 FC4-6 2-3 1B	C SL 82 S SL 82 C FF 91 0-3 ③ K		X SL 82 0-0 ③ G5-3		4	0	1	0	0	1	5
40 Rich Harden, L (1, 1) OBP: 0.100, SLG: 0.100 Daryle Ward, L (5, PH) OBP: 0.326, SLG: 0.388 57 Chad Gaudin, R (6, 1) 9 Reed Johnson, R (7, 9) OBP: 0.367, SLG: 0.449			C FF 87 B FF 89 X SI 88 1-1 ② G1-3		F FF 89 F FF 90 X FF 91 0-2 ② FC4-6 1-2f 3-H		C SL 84 F FF 90 X FF 91 0-2 ① F9			1 1 0 1	0 0 0 0	0 0 0 0	0 1 0 0	0 0 0 0	0 0 0 0	0 1 0 0

Inning Stats	1	2	3	4	5	6	7	8	9
	R: 0 E: 0 K: 0 S: 11 H: 0 LOB: 1 BB: 1 P: 20	R: 0 E: 0 K: 1 S: 10 H: 0 LOB: 0 BB: 0 P: 16	R: 0 E: 0 K: 1 S: 9 H: 0 LOB: 0 BB: 0 P: 13	R: 0 E: 0 K: 1 S: 10 H: 1 LOB: 1 BB: 0 P: 16	R: 1 E: 0 K: 1 S: 13 H: 1 LOB: 1 BB: 1 P: 21	R: 1 E: 0 K: 1 S: 15 H: 0 LOB: 3 BB: 4 P: 36	R: 1 E: 0 K: 0 S: 7 H: 1 LOB: 0 BB: 0 P: 9	R: 0 E: 0 K: 1 S: 11 H: 1 LOB: 2 BB: 1 P: 20	

AB	27
R	3
H	4
RBI	3
BB	7
SO	6
LOB	18

1B: 3 SF: 0
2B: 0 SAC: 1
3B: 0 DP: 0
HR: 1 HBP: 0

WP: 0 PA: 35
PB: 0
SB: 2
CS: 0

PITCHER		IP	WLS	BF	H	R	ER	SO	BB	IBB	HBP	BLK	WP	HR	S	P	ERA	WHIP
56 Joe Blanton, R ERA: 4.69	(1, 1)	5.2		24	2	2	2	4	5	0	0	0	0	0	64	114	3.18	1.235
47 Scott Eyre, L ERA: 4.19	(6, 1)	0.1	B	2	0	0	0	1	1	0	0	0	0	0	4	8	0.00	3.000
55 Clay Condrey, R ERA: 3.58	(7, 1)	1.0	L	4	1	1	1	0	0	0	0	0	0	1	7	9	9.00	1.000
57 Rudy Seanez, R ERA: 3.72	(8, 1)	1.0		5	1	0	0	1	1	0	0	0	0	0	11	20	0.00	2.000

PITCHER	IP	WLS	BF	H	R	ER	SO	BB	IBB	HBP	BLK	WP	HR	S	P	ERA	WHIP

Philadelphia Phillies @ Chicago Cubs

Wrigley Field, Chicago, IL

Sat Aug 30 2008, 2:55 PM CDT

Att. 41,511 - Sunny - 80 F

TOP

livebaseballscorecards.com

Batter	1	2	3	4	5	6	7	8	9	AB	R	H	RBI	BB	SO	LOB
11 Jimmy Rollins, S (1, 6) OBP: 0.337, SLG: 0.434	B FF 86 C CH 76 S FF 85 B FF 87 F FF 85 F FF 86 F FF 85 X FF 86 2-2 26 HBP 1B		C FF 86 B CH 76 B CH 77 F SL 82 F SL 84 T FF 88 2-2 ② K			C FF 86 B CH 78 C SL 83 F FF 88 X CU 71 1-2 ① F8	C FF 86 B CH 78 S CH 78 B CH 77 B CH 76 X FF 84 3-2 26 WP 2B		C SI 91 F CH 86 B FF 91 X CH 85 1-2 6 S 26 1B 1B	5	0	3	0	0	1	0
26 Chase Utley, L (1, 4) OBP: 0.380, SLG: 0.551	1 SAFE B SL 79 H SL 75 2-0 1-2 HBP		C SL 82 B CH 78 X SL 82 1-1 ③ G4-3			S FF 87 X SL 84 0-1 6 1B 28 1B 1B	B SL 86 B FF 92 C FF 90 B SL 87 C SL 86 S SL 86 3-3 ③ K 2-3		B SI 92 1 SAFE X SI 91 1-0 1-2 1B	4	1	2	0	0	1	1
Pat Burrell, R (1, 7) OBP: 0.376, SLG: 0.528 4 Eric Bruntlett, R (8, 7) OBP: 0.305, SLG: 0.302	X FF 87 0-0 ① F2			B CH 75 C CH 78 F CH 78 C CU 68 1-3 ① K		1 SAFE X FF 90 0-0 ② F8		B FF 93 B FF 92 C FF 90 X SL 86 2-1 ① F7	F SL 86 B SI 92 B SL 86 F FF 92 B SI 92 X FF 92 3-2 ② F4	4 1	0 0	0 0	0 0	0 0	1 0	3 2
6 Ryan Howard, L (1, 3) OBP: 0.322, SLG: 0.487	B FF 87 B FF 87 B FF 88 F FF 88 X FF 89 3-1 ② F7			B FF 88 S CH 78 F CH 77 C CU 71 1-3 ② K		F FF 89 C CU 73 B FF 91 F FF 92 X CU 74 1-2 8 HBP 28 1B 1-3 1B		C SL 87 B FF 93 B FF 91 S FC 94 F FF 93 X FF 91 3-2 HR	F SI 92 B SI 92 B FF 92 F SI 92 F SL 86 B SI 92 S SL 86 3-3 ③ K 2-3	5	2	2	1	0	2	4
8 Shane Victorino, S (1, 8) OBP: 0.347, SLG: 0.434	C SL 84 X FF 89 0-1 ③ P5			C FF 86 X CH 79 0-1 ③ F8		C F FF 91 H FF 92 1-2 28 1B 1-2 HBP		C SL 88 B FF 93 X SL 86 1-1 ② G5-3		3	0	0	0	0	0	2
28 Jayson Werth, R (1, 9) OBP: 0.377, SLG: 0.517		C SL 81 B B F T 2-2 ① K	C FF 87 X CU 69 0-1 HR			B FF 90 B CH 80 C FF 90 X 2-1 1-3 2-H 3-H 1B		C FF 94 F FF 93 B FF 92 X FF 93 1-2 HR		4	2	3	4	0	1	0
7 Pedro Feliz, R (1, 5) OBP: 0.299, SLG: 0.416		C SL 83 B SL 82 B SL 82 B SL 82 C SL 83 X SL 84 3-2 ② P3	B SL 83 C FF 88 F CH 78 X CH 78 1-2 ① F7			C X 0-1 ③ F8		X SL 86 0-0 E6		4	0	0	0	0	0	2
27 Chris Coste, R (1, 2) OBP: 0.330, SLG: 0.455 51 Carlos Ruiz, R (9, 2) OBP: 0.321, SLG: 0.289		C FF 88 C FF 89 B CH 80 B FF 88 B FF 88 S SL 85 3-3 ③ K	B FF 87 S FF 87 F FF 89 B FF 89 F FF 89 X SL 84 2-2 ② F8			B C B SI 86 X 2-1 ① F7		C SL 86 B FF 92 D SL 84 F FF 92 X SL 87 2-2 ③ G6-3		4 0	0 0	0 0	0 0	0 0	1 0	1 0
39 Brett Myers, R (1, 1) OBP: 0.115, SLG: 0.042 16 J.C. Romero, S (8, 1) 19 Greg Dobbs, L (9, PH) OBP: 0.332, SLG: 0.452 54 Brad Lidge, R (9, 1)			C FF 84 S CH 75 X CH 75 0-2 ① F7			C FF 89 C CU 72 X CU 72 0-2 ③ G6-3	C B FF 87 F B F SI 86 X SL 80 2-2 ② G6-3		B CH 84 B SI 91 F SI 92 X SI 92 2-1 ① F8	3 0 1 0	0 0 0 0	0 0 0 0	0 0 0 0	0 0 0 0	0 0 0 0	0 0 0 0
Inning Stats	R: 0 E: 0 K: 0 S: 11 H: 1 LOB: 2 BB: 0 P: 18	R: 0 E: 0 K: 2 S: 9 H: 0 LOB: 0 BB: 0 P: 17	R: 0 E: 0 K: 1 S: 9 H: 0 LOB: 0 BB: 0 P: 12	R: 0 E: 0 K: 2 S: 8 H: 0 LOB: 0 BB: 0 P: 10	R: 1 E: 0 K: 0 S: 12 H: 1 LOB: 0 BB: 0 P: 15	R: 2 E: 0 K: 0 S: 17 H: 3 LOB: 2 BB: 0 P: 22	R: 0 E: 0 K: 1 S: 12 H: 1 LOB: 1 BB: 0 P: 22	R: 2 E: 1 K: 0 S: 15 H: 2 LOB: 1 BB: 0 P: 24	R: 0 E: 0 K: 1 S: 13 H: 2 LOB: 2 BB: 0 P: 23	1B: 6 2B: 1 3B: 0 HR: 3 SF: 0 SAC: 0 DP: 0 HBP: 2						

	AB	38
	R	5
	H	10
	RBI	5
	BB	0
	SO	7
	LOB	15

WP: 1 PB: 0 SB: 1 CS: 0 PA: 40

PITCHER		IP	WLS	BF	H	R	ER	SO	BB	IBB	HBP	BLK	WP	HR	S	P	ERA	WHIP
30 Ted Lilly, L ERA: 4.23	(1, 1)	6.2	L	28	6	3	3	5	0	0	2	0	0	1	75	110	4.05	0.900
48 Neal Cotts, L ERA: 4.08	(7, 1)	1.1		7	2	2	2	1	0	0	0	0	1	2	18	30	13.50	1.500
Bob Howry, R ERA: 5.23	(9, 1)	1.0		5	2	0	0	1	0	0	0	0	0	0	13	23	0.00	2.000

PITCHER		IP	WLS	BF	H	R	ER	SO	BB	IBB	HBP	BLK	WP	HR	S	P	ERA	WHIP

BOTTOM

Philadelphia Phillies @ Chicago Cubs

Wrigley Field, Chicago, IL

Sat Aug 30 2008, 2:55 PM CDT

Att. 41,511 - Sunny - 80 F

livebaseballscorecards.com

Batter	1	2	3	4	5	6	7	8	9	AB	R	H	RBI	BB	SO	LOB
12 Alfonso Soriano, R (1, 7) OBP: 0.345, SLG: 0.544	S FF 90 B FF 91 F FF 91 B CU 80 C CU 79 2-3 ① K	S FF 91 F FF 92 X FF 92 0-2 ③ F9		C FF 91 C CU 79 B FF 92 F CU 80 F FF 93 F CU 80 X CU 80 1-2 ③ G6-3			C SL 83 C FF 92 F CU 80 S CH 85 0-3 ③ K		S FF 96 B SL 86 S SL 86 S SL 83 1-3 ② K2-3	5	0	0	0	0	3	4
2 Ryan Theriot, R (1, 6) OBP: 0.392, SLG: 0.366	X FF 90 0-0 ② L6		C CH 83 B FF 90 F FF 90 B SL 84 X FF 91 2-2 25 1B 25 S 1B		B FF 88 X FF 89 1-0 ① G4-3			B FC 87 C FC 88 C SL 82 X CU 78 1-2 25 1B 16 1B 1B	C SL 86 B FF 95 F FF 95 F SL 86 B SL 85 C SL 86 2-3 ③ K	5	1	2	0	0	1	0
25 Derrek Lee, R (1, 3) OBP: 0.365, SLG: 0.469	B FF 91 X FF 91 1-0 1B		1 SAFE 1 SAFE B FF 92 B CU 78 C FC 86 C SL 85 D CU 81 X FC 86 3-2 G6-4-3 1-3 1B		S C FC 91 C FC 86 0-3 ② K			B SL 83 X SL 84 1-0 1 BB 16 1B 1-3 1B		4	0	3	0	0	1	0
16 Aramis Ramirez, R (1, 5) OBP: 0.382, SLG: 0.516	B SI 92 F FF 92 1 SAFE F SL 86 B FF 91 C CU 79 2-3 ③ K		C FF 92 X FF 92 0-1 ① P3		B F CH 83 X 1-1 ③ P3			F FF 90 X SL 85 0-1 1 BB 1-2 3-H 1B		4	0	1	1	0	1	3
Jim Edmonds, L (1, 8) OBP: 0.341, SLG: 0.467 9 Reed Johnson, R (8, PH) OBP: 0.366, SLG: 0.447 (9, 8)		C CH 86 F SL 84 C FF 90 0-3 ① K	X CU 78 0-0 ② ③ G6-4-3 1-2f			C C B SI 88 B F C 2-3 ① K		C SL 77 B SI 92 B CH 80 B SI 91 C SI 91 S CH 78 3-3 ① K		3	0	0	0	0	2	2
										1	0	0	0	0	1	2
Mark DeRosa, R (1, 4) OBP: 0.386, SLG: 0.490 48 Neal Cotts, L (7, 1) Ronny Cedeno, R (8, PH) OBP: 0.328, SLG: 0.357 Bob Howry, L (9, 1)		B FF 91 C CH 84 F FF 91 X FF 93 1-2 1 1B 18 1B 1B		B CU 75 X CU 74 1-0 1 FC5-4 1B		C B FF 92 X CU 78 1-1 ② G1-3		C D SL 81 F FF 91 S SL 81 1-3 ② K		3	1	2	0	0	0	0
										0	0	0	0	0	0	0
										1	0	0	0	0	1	2
										0	0	0	0	0	0	0
1 Kosuke Fukudome, L (1, 9) OBP: 0.367, SLG: 0.389		X FF 87 0-0 18 1B 1-2 1B		C SI 87 C SI 86 X CH 85 0-2 ① FC5-4 18 1B 1-2f		C FF 87 F F CU 80 B SI 90 X 1-2 ③ G5-3		B SI 92 B SI 92 B FF 93 B FF 92 4-0 1-2 2-3 BB		3	0	1	0	1	0	1
18 Geovany Soto, R (1, 2) OBP: 0.368, SLG: 0.507		C SL 84 F FF 91 X CU 79 0-2 1-3 2-H 1B		1 SAFE C FC 84 C FF 90 F SL 84 B FF 90 X FC 91 1-2 30 SH3 1-3 1B			C CU 74 S SL 83 B SL 82 B SL 82 S CU 77 2-3 ① K	C SL 80 D SL 82 F CH 82 C SI 93 1-3 ③ K		4	0	2	1	0	2	3
30 Ted Lilly, L (1, 1) OBP: 0.185, SLG: 0.189 17 Mike Fontenot, L (7, 4) OBP: 0.378, SLG: 0.530		F FF 91 1 SAFE C CU 78 S CU 80 0-3 ② K		1 SAFE B SI 88 1 SAFE L FA 86 X CU 78 1-1 ② SH3 1-2			B CU 74 B CU 72 C FF 88 X SI 87 2-1 ② F8		C SL 84 B FF 86 C FF 94 B SL 85 X SL 85 2-2 ① G1-3	1	0	0	0	0	1	2
										2	0	0	0	0	0	0

Inning Stats	1	2	3	4	5	6	7	8	9
	R: 0 H: 1 E: 0 LOB: 1 K: 2 BB: 0 S: 8 P: 13	R: 1 H: 3 E: 0 LOB: 2 K: 2 BB: 0 S: 16 P: 17	R: 0 H: 2 E: 0 LOB: 1 K: 0 BB: 0 S: 9 P: 14	R: 0 H: 2 E: 0 LOB: 2 K: 0 BB: 0 S: 16 P: 20	R: 0 H: 0 E: 0 LOB: 0 K: 1 BB: 0 S: 6 P: 8	R: 0 H: 0 E: 0 LOB: 0 K: 1 BB: 0 S: 10 P: 14	R: 0 H: 0 E: 0 LOB: 0 K: 2 BB: 0 S: 9 P: 13	R: 1 H: 3 E: 0 LOB: 3 K: 3 BB: 1 S: 15 P: 26	R: 0 H: 0 E: 0 LOB: 0 K: 2 BB: 0 S: 10 P: 15

1B: 11	SF: 0	WP: 0 PA: 38
2B: 0	SAC: 1	PB: 0
3B: 0	DP: 1	SB: 1
HR: 0	HBP: 0	CS: 0

	AB	36
	R	2
	H	11
	RBI	2
	BB	1
	SO	13
	LOB	19

PITCHER		IP	WLS	BF	H	R	ER	SO	BB	IBB	HBP	BLK	WP	HR	S	P	ERA	WHIP
39 Brett Myers, R ERA: 4.4	(1, 1)	7.0	W	31	11	2	2	8	0	0	0	0	0	0	80	107	2.57	1.571
16 J.C. Romero, L ERA: 2.22	(8, 1)	1.0	H	4	0	0	0	3	1	0	0	0	0	0	9	18	0.00	1.000
54 Brad Lidge, R ERA: 2.26	(9, 1)	1.0	S	3	0	0	0	2	0	0	0	0	0	0	10	15	0.00	0.000

PITCHER	IP	WLS	BF	H	R	ER	SO	BB	IBB	HBP	BLK	WP	HR	S	P	ERA	WHIP

Batter	1	2	3	4	5	6	7	8	9	AB	R	H	RBI	BB	SO	LOB
11 Jimmy Rollins, S (1, 6) OBP: 0.335, SLG: 0.433	B FF 89 F FF 88 F SL 86 B SL 88 F SL 87 X CU 74 2-2 G5-3 ①	C FF 87 B CU 72 F CH 84 F CU 73 F FF 90 X CU 72 1-2 26 1B, 26 S, 1B		B CU 70 X SL 86 1-0 G1-3 ①		D FS 85 F FF 94 B FF 95 X FF 94 2-1 SF7 ② 3-H			B FF 92 F FF 90 X SL 88 1-1 G6-3 ①	4	0	1	1	0	0	0
26 Chase Utley, L (1, 4) OBP: 0.381, SLG: 0.551	B FF 90 B FF 89 B FF 89 B FF 89 4-0 6 1B, S, BB	1 SAFE 1 SAFE C SL 84 C CU 72 X CU 73 0-2 1-3, 1B		B SL 85 B FF 88 X FF 87 2-0 G4-3 ②		C FF 96 B FF 97 S FS 85 S FS 87 1-3 K2-3 ③			S FF 92 X FF 92 0-1 1B, 1B	4	1	2	0	1	1	0
Pat Burrell, R (1, 7) OBP: 0.375, SLG: 0.525 4 Eric Bruntlett, R (9, PR) OBP: 0.305, SLG: 0.302 (9, 7)	C SI 90 1 SAFE F CH 85 B CU 74 S CU 74 1-3 K ② 1-2	B SL 86 B CU 72 B FF 88 C SL 86 C SL 84 C CU 72 3-3 K ③		C CH 82 F FF 90 B CU 74 X CU 72 1-2 G6-3 ③			B SI 92 F SI 92 B SL 86 F FF 91 B SI 92 F FF 92 S SL 84 3-3 K ①		B SL 89 B C SL 87 X FF 92 2-1 1B 1-2	5 0	0 0	1 0	0 0	0 0	3 0	3 0
6 Ryan Howard, L (1, 3) OBP: 0.324, SLG: 0.490	X FF 90 0-0 8 1B, 28 2B, 1B 2-H	C CU 71 X SL 85 0-1 8 1B, 2B		B CU 71 X FF 88 1-0 P6 ①			X CH 86 0-0 8 FC4-6, 1B		C FF 92 T B S 1-3 K ②	5	1	3	1	0	1	2
8 Shane Victorino, S (1, 8) OBP: 0.347, SLG: 0.434	X FF 90 0-0 28 2B, 1B 1-2	X SL 86 0-0 28 G1-3, 1B 2-3		C SL 86 B CU 71 X CH 82 1-1 G6-3 ②			X SL 84 0-0 FC4-6 ② 1-2f		F S FC 90 F X FF 93 0-2 F9 ③	5	1	2	0	0	0	3
28 Jayson Werth, R (1, 9) OBP: 0.378, SLG: 0.529	C SL 87 B CU 73 B SL 87 F SL 87 B CU 72 X SL 85 3-2 2B 1-H 2-H	1 SAFE B CU 71 1 SAFE C FF 89 1 SAFE F FF 90 X CU 73 1-2 G1-3 ① 1-2		S CH 82 B FF 89 F CH 83 F CU 74 X FF 89 1-2 HR			B SL 87 1 SAFE P PO 87 S SL 84 B SL 87 F SL 84 F FF 92 F SL 83 X SL 85 3-2 F9 ③			4	1	2	3	0	0	3
7 Pedro Feliz, R (1, 5) OBP: 0.298, SLG: 0.412	B CH 83 S SL 85 X SL 85 1-1 P3 ③	I IN 73 I IN 69 I IN 70 I IN 69 4-0 IBB		F CH 82 X SL 87 0-1 G1-3 ③				B FF 91 X SL 83 1-0 G6-3 ①		3	0	0	0	1	0	1
51 Carlos Ruiz, R (1, 2) OBP: 0.320, SLG: 0.292		B CH 86 B SL 84 X CH 86 2-0 P3 ①	C SL 87 X SL 84 0-1 F9 ②			X CH 86 0-0 SH5-4 11 SF7 2B		B FF 90 X SL 84 1-0 P3 ②		4	1	1	0	0	0	3
Jamie Moyer, L (1, 1) OBP: 0.191, SLG: 0.119 37 Chad Durbin, R (6, 1) OBP: 0.111, SLG: 0.111 16 J.C. Romero, S (8, 1) 46 Ryan Madson, L (8, 1) 54 Brad Lidge, R (9, 1)		C FF 87 B SL 84 X SL 86 1-1 G6-3 ②	C SL 86 C SL 84 B CU 71 X SL 86 1-2 G1-3 ③			B SL 84 L SL 86 B L X 2-2 SH5-4 ① 2-3		F SL 85 B FF 91 B FF 92 F FF 91 S FF 91 2-3 K ③		2 1 0 0 0	0 0 0 0 0	0 0 0 0 0	0 0 0 0 0	0 1 0 0 0	0 0 0 0 0	3 0 0 0 0
Inning Stats	R: 3 H: 3 E: 0 LOB: 1 K: 1 BB: 1 S: 14 P: 25	R: 0 H: 2 E: 0 LOB: 2 K: 1 BB: 0 S: 14 P: 21	R: 0 H: 2 E: 0 LOB: 3 K: 0 BB: 1 S: 11 P: 17	R: 0 H: 0 E: 0 LOB: 0 K: 0 BB: 0 S: 5 P: 9	R: 1 H: 1 E: 0 LOB: 0 K: 0 BB: 0 S: 9 P: 12	R: 1 H: 1 E: 0 LOB: 0 K: 1 BB: 0 S: 9 P: 14	R: 0 H: 1 E: 0 LOB: 0 K: 1 BB: 0 S: 12 P: 17	R: 0 H: 0 E: 0 LOB: 0 K: 1 BB: 0 S: 5 P: 9	R: 0 H: 2 E: 0 LOB: 2 K: 1 BB: 0 S: 13 P: 17	1B: 8 SF: 1 2B: 3 SAC: 1 3B: 0 DP: 0 HR: 1 HBP: 0						

PITCHER		IP	WLS	BF	H	R	ER	SO	BB	IBB	HBP	BLK	WP	HR	S	P	ERA	WHIP
45 Sean Marshall, L ERA: 4.03	(1, 1)	5.1	L	27	9	5	5	2	1	1	0	0	0	1	57	90	8.44	1.875
29 Jeff Samardzija, R ERA: 0.93	(6, 1)	0.2		2	0	0	0	1	0	0	0	0	0	0	5	8	0.00	0.000
Bob Howry, R ERA: 5.06	(7, 1)	2.0		7	1	0	0	2	0	0	0	0	0	0	17	26	0.00	0.500
48 Neal Cotts, L ERA: 3.94	(9, 1)	1.0		5	2	0	0	1	0	0	0	0	0	0	13	17	0.00	2.000

PITCHER	IP	WLS	BF	H	R	ER	SO	BB	IBB	HBP	BLK	WP	HR	S	P	ERA	WHIP

TOP

Philadelphia Phillies @ Chicago Cubs

Wrigley Field, Chicago, IL

Sun Aug 31 2008, 1:20 PM CDT

Att. 41,544 - Sunny - 78 F

livebaseballscorecards.com

AB	37
R	5
H	12
RBI	5
BB	2
SO	6
LOB	18

WP: 0 PA: 41
PB: 0
SB: 2
CS: 0

Batter	1	2	3	4	5	6	7	8	9	AB	R	H	RBI	BB	SO	LOB
12 Alfonso Soriano, R (1, 7) OBP: 0.343, SLG: 0.539	C FC 78 F FC 80 B FF 81 X FF 82 1-2 ① F7	B FF 82 X CH 76 1-0 ② F8		B FF 81 B CH 74 X FC 79 2-0 1B		B SI 90 X FC 86 1-0 ③ P4		B FF 93 F CH 82 F FF 92 S CH 82 1-3 ③ K		5	0	1	0	0	1	6
9 Reed Johnson, R (1, 8) OBP: 0.363, SLG: 0.443	C SI 81 X FF 81 0-1 1B	C CU 68 B SI 81 F FC 78 D CH 75 B SI 81 X FC 78 3-2 ③ F9		1 SAFE 1 SAFE 1 SAFE 1 SAFE B CH 73 C FC 76 F CH 74 C FC 78 1-3 ③ K			B CU 79 B SI 89 B FF 90 C FF 90 C SI 91 X SI 91 3-2 ① G4-3		B C FF 96 X FF 96 1-1 ① F8	5	0	1	0	0	1	3
25 Derrek Lee, R (1, 3) OBP: 0.364, SLG: 0.466	B FC 79 B FF 81 C CH 75 X CH 74 2-1 ② F8		B CU 67 B CU 66 B CH 75 C SI 80 F FC 77 B FF 82 4-2 18 1B BB		B FF 80 X FC 78 1-0 ① F9		C FC 86 C CU 81 S FC 88 0-3 ② K		X 0-0 ② P4	4	0	0	0	1	1	1
16 Aramis Ramirez, R (1, 5) OBP: 0.379, SLG: 0.510	1 SAFE C CH 74 F FC 80 F CH 74 C SI 82 0-3 ③ K		S FF 81 B SI 81 B FF 82 S CH 74 1 SAFE F CH 74 1 SAFE X SI 81 2-2 ① P2		C FC 78 B FF 80 F FF 80 X FC 79 1-2 ② G5-3		C CU 80 B FF 92 F FF 92 S FC 87 1-3 ③ K		C B S SL 85 S FF 85 1-3 ③ K	5	0	0	0	0	3	2
Mark DeRosa, R (1, 4) (9, 6) OBP: 0.385, SLG: 0.488		C FF 80 B SI 80 X CH 74 1-1 1 FC3-6 18 1B 1B 1B	C SI 81 B FF 81 F FC 79 C SI 82 1-3 ② K		F FC 78 X CH 74 0-1 ③ G1-3			B SI 91 B FC 86 C FF 91 F SI 91 X CU 79 2-2 ① F8		4	1	1	0	0	1	1
18 Geovany Soto, R (1, 2) OBP: 0.371, SLG: 0.509		B CU 67 B CH 74 C FC 78 B FF 82 X FF 81 3-1 1 FC3-6 1-2 1B	S CH 75 F CH 75 1 SAFE B FF 80 B FC 76 B FC 77 X FF 81 3-2 1-3 1B			C CU 66 B CU 67 X FC 78 1-1 ① F8		C SI 91 B FF 90 C FC 87 B FC 86 B FC 84 F SI 92 F FF 90 X SI 91 3-2 1 G4-3 1 WP 1B 1B		4	1	3	0	0	0	0
1 Kosuke Fukudome, L (1, 9) OBP: 0.366, SLG: 0.388	B FC 79 X FC 79 1-0 ① FC3-6 45 1B 1-2f 2-3	C FF 82 B FF 82 T FF 82 S CH 74 1-3 ③ K				B FF 80 C FC 74 B SI 81 X SI 82 2-1 BB 1B		B SI 90 C SI 89 B SI 90 F FF 90 X FF 92 2-2 ② G4-3 1-3		4	1	1	0	0	1	5
Ronny Cedeno, R (1, 6) OBP: 0.333, SLG: 0.358 Bob Howry, L (7, 1) Henry Blanco, R (8, PH) OBP: 0.324, SLG: 0.402 48 Neal Cotts, L (9, 1)	B CH 74 X CH 74 1-0 45 1B 1-2 3-H 1B			C FC 75 F SI 80 F FC 77 B FC 78 X CH 74 1-2 ① L8		B CH 73 C FC 79 B SI 80 B CH 75 C FC 79 F FC 79 F FC 78 B FC 78 4-2 1-2 BB		B SL 79 B SI 92 C FF 91 X SI 89 2-1 1B 3-H 1B		2 0 1 0	0 0 0 0	1 0 1 0	1 0 1 0	1 0 0 0	0 0 0 0	0 0 0 0
45 Sean Marshall, L (1, 1) OBP: 0.400, SLG: 0.400 29 Jeff Samardzija, R (6, 1) 2 Ryan Theriot, R (6, PH) OBP: 0.391, SLG: 0.365 (7, 6) Daryle Ward, L (8, PH) OBP: 0.333, SLG: 0.395 17 Mike Fontenot, L (8, PR) OBP: 0.378, SLG: 0.530 (9, 4)		X FC 79 0-0 1-3 2-H 1B		X FC 74 0-0 P6		F FC 86 B SI 90 F SI 90 F SI 91 C FC 88 1-3 ② K		B CH 80 C CH 81 X FC 89 1-1 1-2 1B		2 0 1 1 0	0 0 0 0 0	1 0 0 1 0	1 0 0 0 0	0 0 0 0 0	0 0 1 0 0	0 0 2 0 0
Inning Stats	R: 0 E: 0 K: 1 S: 11 H: 1 LOB: 1 BB: 0 P: 14	R: 2 E: 0 K: 0 S: 11 H: 4 LOB: 2 BB: 0 P: 21	R: 0 E: 0 K: 2 S: 15 H: 1 LOB: 2 BB: 1 P: 26	R: 0 E: 0 K: 1 S: 9 H: 1 LOB: 1 BB: 0 P: 13	R: 0 E: 0 K: 0 S: 6 H: 0 LOB: 0 BB: 0 P: 8	R: 0 E: 0 K: 2 S: 13 H: 1 LOB: 2 BB: 1 P: 22	R: 0 E: 0 K: 2 S: 9 H: 0 LOB: 0 BB: 0 P: 13	R: 1 E: 0 K: 1 S: 18 H: 3 LOB: 2 BB: 0 P: 29	R: 0 E: 0 K: 1 S: 6 H: 0 LOB: 0 BB: 0 P: 8	1B: 11 2B: 0 3B: 0 HR: 0	SF: 0 SAC: 0 DP: 0 HBP: 0	WP: 1 PB: 0 SB: 0 CS: 0	PA: 40			

BOTTOM

Philadelphia Phillies @ Chicago Cubs

Wrigley Field, Chicago, IL

Sun Aug 31 2008, 1:20 PM CDT

Att. 41,544 - Sunny - 78 F

livebaseballscorecards.com

AB	38
R	3
H	11
RBI	3
BB	2
SO	9
LOB	20

PITCHER		IP	WLS	BF	H	R	ER	SO	BB	IBB	HBP	BLK	WP	HR	S	P	ERA	WHIP
Jamie Moyer, L ERA: 3.8	(1, 1)	5.1	W	26	8	2	2	4	2	0	0	0	0	0	60	97	3.38	1.875
37 Chad Durbin, R ERA: 2.25	(6, 1)	2.0	H	7	1	1	1	3	0	0	0	0	0	0	22	33	4.50	0.500
16 J.C. Romero, L ERA: 2.21	(8, 1)	0.1	H	2	1	0	0	0	0	0	0	0	1	0	5	9	0.00	3.000
46 Ryan Madson, R ERA: 3.54	(8, 1)	0.1	H	2	1	0	0	1	0	0	0	0	0	0	5	7	0.00	3.000
54 Brad Lidge, R ERA: 2.22	(9, 1)	1.0	S	3	0	0	0	1	0	0	0	0	0	0	6	8	0.00	0.000

PITCHER	IP	WLS	BF	H	R	ER	SO	BB	IBB	HBP	BLK	WP	HR	S	P	ERA	WHIP

Houston Astros @ Chicago Cubs

Wrigley Field, Chicago, IL

Mon Sep 01 2008, 3:05 PM CDT

Att. 40,670 - Scored - 77 F

livebaseballscorecards.com

TOP

Batter	1	2	3	4	5	6	7	8	9	AB	R	H	RBI	BB	SO	LOB
2 Darin Erstad, L (1, 8) (9, 7) OBP: 0.320, SLG: 0.373	C SI 91 S SL 88 S CH 85 0-3 ① K		C SI 88 B SL 78 B SI 91 B SL 86 F SI 91 F SI 91 S CH 84 3-3 ② K		C SL 77 C X SI 90 0-2 E5 10 G4-3 BB		B FF 96 X FF 95 1-0 ② F7		C SL 80 X FF 92 0-1 ③ G1-3	5	0	0	0	0	2	1
Ty Wigginton, R (1, 7) OBP: 0.368, SLG: 0.561 21 Michael Bourn, L (9, 8) OBP: 0.279, SLG: 0.297	C SI 92 B SL 78 X SL 78 1-1 ② G5-3		D SL 79 B SI 92 X SI 92 2-0 ③ P4		B B C SI 90 B SI 92 B SI 91 4-1 10 G4-3 1-2 BB		B FS 85 X FF 95 1-0 ③ G1-3			3	0	0	0	1	0	1
										0	0	0	0	0	0	0
10 Miguel Tejada, R (1, 6) OBP: 0.314, SLG: 0.418	F SI 92 X SI 91 0-1 ③ G5-3			C SL 77 S SL 77 B X 1-2 27 SF8 3B	C SI 92 B CH 83 C SI 91 D D X SI 93 3-2 ② G4-3 1-2 2-3			B FF 94 X FF 94 1-0 17 1B 27 WP 1B		4	2	2	0	0	0	2
17 Lance Berkman, S (1, 3) OBP: 0.437, SLG: 0.613		B SI 91 B CH 82 S SI 91 F SI 92 X CH 83 2-2 27 G6-3 1B		B SI 92 B SL 87 F SI 92 B SL 87 B CH 80 4-1 9 S 27 SF8 9 1B BB	I I I 4-0 IBB			1 SAFE C FF 94 F FF 95 X FS 86 0-2 27 E 1-3 1B		2	1	2	0	2	0	0
27 Geoff Blum, S (1, 5) OBP: 0.281, SLG: 0.426		C CH 81 B SI 91 X CH 83 1-1 ① ② G6-3 1-2f		F CH 82 B SI 88 X SI 92 1-1 ① SF8 1-2 3-H	C SL 81 B SL 78 S CH 83 S CH 83 1-3 ③ K			C SL 82 1 SAFE C SI 96 B FS 86 B FF 96 S FS 86 2-3 ① K 1-3 3-H		3	0	0	1	0	2	5
9 Hunter Pence, R (1, 9) OBP: 0.308, SLG: 0.449		F SI 91 B SI 91 B SI 90 C SI 92 X CH 85 2-2 2B		C SL 78 F SI 91 B SI 92 F SI 93 X SL 86 1-2 2-H 1B		F B F B SI 91 F SL 78 F CH 84 C SI 92 2-3 ① K		F FF 96 F SI 96 B FF 96 B FS 86 F FS 87 B FF 96 D FS 88 4-2 CS BB		3	0	2	1	1	1	0
13 Jose Castillo, R (1, 4) OBP: 0.286, SLG: 0.374		F SI 91 S SL 78 X SI 92 0-2 ③ F8		F SI 92 B SI 91 S SL 87 S SL 79 1-3 ② K	F SL 77 B SL 77 B F S SL 79 2-3 ② K			B SL 83 B SI 95 B FF 95 X SI 95 3-0 ② P4		4	0	0	0	0	2	4
Brad Ausmus, R (1, 2) OBP: 0.296, SLG: 0.293			C SI 91 C SI 90 B SL 80 B SI 92 S SI 93 2-3 ① K	B SL 86 C SI 92 B SI 92 1 SAFE F SI 92 X SL 78 2-2 ③ P3	B SI 91 B SI 91 B SI 89 C SI 90 X SI 89 3-1 ③ F8			C SL 85 S SL 82 F SL 82 B SL 84 1-2 ③ CS 1-2	B FF 92 X SL 86 1-0 ① G4-3	4	0	0	0	0	1	1
44 Roy Oswalt, R (1, 1) OBP: 0.179, SLG: 0.179 47 Jose Valverde, R (9, 1)			C SI 91 B SI 92 X SI 91 1-1 1B		B SI 89 C SI 90 C C 1-3 ① K		B FF 92 F FF 93 B FF 93 F FF 92 B FF 93 F FF 94 S FF 93 3-3 ① K		C FF 92 B FF 93 S SL 86 C SL 82 1-3 ② K	4	0	1	0	0	3	0
										0	0	0	0	0	0	0

	AB	R	H	RBI	BB	SO	LOB
	32	3	7	2	4	11	14

Inning Stats																												
	R: 0	H: 0		R: 0	H: 2		R: 0	H: 1		R: 2	H: 2		R: 0	H: 0		R: 0	H: 0		R: 0	H: 0		R: 1	H: 2		R: 0	H: 0		1B: 5	SF: 1		WP: 1	PA: 38
	E: 0	LOB: 0		E: 0	LOB: 1		E: 0	LOB: 1		E: 0	LOB: 1		E: 1	LOB: 3		E: 0	LOB: 0		E: 0	LOB: 0		E: 0	LOB: 1		E: 0	LOB: 0		2B: 1	SAC: 0		PB: 0	
	K: 1	BB: 0		K: 0	BB: 0		K: 2	BB: 0		K: 1	BB: 1		K: 2	BB: 2		K: 2	BB: 0		K: 1	BB: 0		K: 1	BB: 1		K: 1	BB: 0		3B: 1	DP: 1		SB: 1	
	S: 7	P: 8		S: 11	P: 16		S: 16	P: 18		S: 16	P: 26		S: 13	P: 26		S: 10	P: 17		S: 6	P: 11		S: 14	P: 25		S: 6	P: 8		HR: 0	HBP: 0		CS: 1	

PITCHER		IP	WLS	BF	H	R	ER	SO	BB	IBB	HBP	BLK	WP	HR	S	P	ERA	WHIP
Jason Marquis, R ERA: 4.46	(1, 1)	6.0	L	26	5	2	2	8	2	1	0	0	0	0	67	111	3.00	1.167
29 Jeff Samardzija, R ERA: 1.29	(7, 1)	1.2		8	2	1	1	2	1	0	0	0	1	0	17	32	5.40	1.800
43 Michael Wuertz, R ERA: 3.43	(8, 1)	1.1		3	0	0	0	1	0	0	0	0	0	0	9	12	0.00	0.000

PITCHER	IP	WLS	BF	H	R	ER	SO	BB	IBB	HBP	BLK	WP	HR	S	P	ERA	WHIP

Houston Astros @ Chicago Cubs

Wrigley Field, Chicago, IL

Mon Sep 01 2008, 3:05 PM CDT

Att. 40,670 - Sunny - 77 F

livebaseballscorecards.com

BOTTOM

Batter	1	2	3	4	5	6	7	8	9	AB	R	H	RBI	BB	SO	LOB
12 Alfonso Soriano, R (1, 7) OBP: 0.342, SLG: 0.536	C FF 92 C FF 92 X SL 78 0-2 ① G5-3		F FF 94 F FF 93 F SL 75 F FF 95 X SL 74 0-2 ③ P4			F SI 92 X FF 91 0-1 ②③ G4-6-3 1-2f			B FF 94 X SI 93 1-0 1 FC5-4 1B 1-2	4	0	1	0	0	0	2
1 Kosuke Fukudome, L (1, 9) OBP: 0.363, SLG: 0.385	C SI 91 X CH 84 0-1 ② P4			B FF 92 C FF 93 B FF 92 F FF 91 F CU 69 B FF 93 X FF 92 3-2 ① G4-3			C SI 91 B CU 65 C FF 93 X FF 93 1-2 ① G6-3		B FF 93 C FF 95 B FF 97 F FF 95 F FF 96 X FF 95 2-2 ② FC5-4 25 DI 1-2f 2-3	4	0	0	0	0	0	2
25 Derrek Lee, R (1, 3) OBP: 0.361, SLG: 0.462	B FF 93 B FC 86 S FF 93 F FF 94 C FF 94 2-3 ③ K			B FF 95 B FF 94 X FF 94 2-0 ② F9			C FC 87 F FF 95 X SL 80 0-2 ② G4-3		B FS 86 B FF 96 F FF 97 F FF 97 X FF 98 2-2 ③ F9 1-2	4	0	0	0	0	1	2
16 Aramis Ramirez, R (1, 5) OBP: 0.377, SLG: 0.507		B FC 86 C FF 93 F FF 93 F FF 93 B FC 85 X FC 83 2-2 ① F8		C F F B F F B F B 3-2 ③ F9			F FF 95 X FF 96 0-1 ③ F9			3	0	0	0	0	0	0
Mark DeRosa, R (1, 4) OBP: 0.382, SLG: 0.484		C FF 94 B FF 94 X SI 92 1-1 ② G6-3			C FC 84 X FC 86 0-1 ① F9			S FF 93 B FF 93 F FF 94 F FF 92 B FF 94 F SI 92 X SI 93 2-2 ① F9		3	0	0	0	0	0	0
Jim Edmonds, L (1, 8) OBP: 0.338, SLG: 0.462		F FF 95 C FF 94 B FC 84 F FF 94 X CU 69 1-2 ③ G1-3			B FF 92 C SI 91 C SI 92 S FF 94 1-3 ② K			S FF 93 B FF 94 B SI 94 B FF 93 X FF 93 3-1 ② F8		3	0	0	0	0	1	0
18 Geovany Soto, R (1, 2) OBP: 0.371, SLG: 0.508			B FC 86 C FC 83 X SI 92 1-1 2 FC5-4 1B		B X SI 92 1-0 ③ G6-3			F FC 86 B FF 94 F FF 94 B CU 65 X SI 93 2-2 ③ G4-3		3	0	1	0	0	0	0
2 Ryan Theriot, R (1, 6) OBP: 0.391, SLG: 0.365			B SI 92 X SI 92 1-0 ① FC5-4 SH1-4 1-2f			F FF 93 B FF 93 X FF 92 1-1 12 G4-6-3 1B			C FF 94 F FF 94 X SL 78 0-2 ① G6-3	3	0	1	0	0	0	1
Jason Marquis, L (1, 1) OBP: 0.241, SLG: 0.255 17 Mike Fontenot, L (6, PH) OBP: 0.377, SLG: 0.527 29 Jeff Samardzija, R (7, 1) 43 Michael Wuertz, R (8, 1) Daryle Ward, L (9, PH) OBP: 0.340, SLG: 0.402			1 SAFE 1 SAFE X SI 92 0-0 ② SH1-4 1-2			B CU 71 F CU 70 S FF 91 S FF 93 1-3 ① K			C SI 94 X FF 95 0-1 1 FC5-4 12 1B 1B	0 1 0 0 1	0 0 0 0 0	0 0 0 0 1	0 0 0 0 0	0 1 0 0 0	0 1 0 0 0	0 1 0 0 0
Inning Stats	R: 0 E: 0 K: 1 S: 8 H: 0 LOB: 0 BB: 0 P: 10	R: 0 E: 0 K: 0 S: 10 H: 0 LOB: 0 BB: 0 P: 14	R: 0 E: 0 K: 0 S: 9 H: 1 LOB: 1 BB: 0 P: 11	R: 0 E: 0 K: 0 S: 13 H: 0 LOB: 0 BB: 0 P: 21	R: 0 E: 0 K: 1 S: 6 H: 0 LOB: 0 BB: 0 P: 8	R: 0 E: 0 K: 1 S: 7 H: 1 LOB: 0 BB: 0 P: 9	R: 0 E: 0 K: 0 S: 8 H: 0 LOB: 0 BB: 0 P: 9	R: 0 E: 0 K: 0 S: 10 H: 0 LOB: 0 BB: 0 P: 17	R: 0 E: 0 K: 0 S: 13 H: 2 LOB: 2 BB: 0 P: 18	1B: 4 2B: 0 3B: 0 HR: 0	SF: 0 SAC: 1 DP: 1 HBP: 0	WP: 0 PB: 0 SB: 0 CS: 0	PA: 30			

	AB	29
	R	0
	H	4
	RBI	0
	BB	0
	SO	3
	LOB	8

PITCHER		IP	WLS	BF	H	R	ER	SO	BB	IBB	HBP	BLK	WP	HR	S	P	ERA	WHIP
44 Roy Oswalt, R ERA: 3.91	(1, 1)	8.1	W	28	4	0	0	3	0	0	0	0	0	0	77	106	0.00	0.480
47 Jose Valverde, R ERA: 3.71	(9, 1)	0.2	S	2	0	0	0	0	0	0	0	0	0	0	7	11	0.00	0.000

PITCHER	IP	WLS	BF	H	R	ER	SO	BB	IBB	HBP	BLK	WP	HR	S	P	ERA	WHIP

Batter	1	2	3	4	5	6	7	8	9	10	11	AB	R	H	RBI	BB	SO	LOB
21 Michael Bourn, L (1, 8) OBP: 0.296, SLG: 0.429	C SI 91 C SI 93 F SI 96 B SI 88 B FF 94 F FF 92 X FF 92 2-2 ① F8		B SI 92 S FF 92 F SI 94 C SI 95 1-3 ② K		B SI 91 F FF 89 D FS 84 B FF 93 B FF 93 4-1 10 1B S BB	S SI 92 X SI 92 0-1 10 G6-4-3 BB 1-2 2-H 3-H 1B		C FF 96 X FF 96 0-1 ① P5		C CU 82 F FF 95 F CU 82 F FF 96 F FF 96 S CU 83 0-3 ② K		5	1	1	2	1	2	1
Ty Wigginton, R (1, 7) OBP: 0.367, SLG: 0.554	C SI 93 C FF 92 S FF 94 0-3 ② K		B SL 86 F SI 95 B FF 92 F SI 94 B X 3-2 ③ P6		F SI 91 B FF 91 F SL 83 B FF 92 D SL 85 B SI 93 4-2 10 1B 1-2 BB	B FF 92 B SL 86 C FF 92 D SL 88 B FF 91 4-1 10 G6-4-3 1-2 2-3 BB		F FF 95 T FF 96 B SL 84 C SL 83 1-3 ② K		F FF 95 F FF 95 X CU 83 0-2 ③ FC6-4 1-2f		4	0	0	0	2	2	1
10 Miguel Tejada, R (1, 6) OBP: 0.314, SLG: 0.419	C FF 94 B SI 94 X SI 93 1-1 ③ P3	C SI 92 B FF 90 X SI 90 1-1 9 1B 2B	X SI 92 0-0 1-3 2-H 3-H 1B	X FF 92 0-0 ① ② G6-4-3 1-2f 2-3 3-H			C SL 83 S SL 84 B SL 84 F FF 95 B SL 83 X SL 84 2-2 ③ P6		C CU 82 F FF 95 F FF 95 F FF 96 B FF 95 X SL 84 2-2 ① G6-3		6	0	2	2	0	0	2
17 Lance Berkman, S (1, 3) OBP: 0.434, SLG: 0.606		X FF 90 0-0 ① G3	D FS 85 F FF 90 S SI 90 X FF 90 1-2 ① P6	B SI 90 F FF 90 B FF 90 C SI 90 S FF 91 2-3 ② K	S SL 81 D SL 87 B FF 92 X SL 81 2-1 ③ G3-1			B FF 95 S FF 94 B SL 84 B SL 84 C SL 83 X SL 84 3-2 ① F9		F CU 80 B FF 95 B SL 92 F FF 96 B FF 96 B CU 83 4-2 27 HR BB		5	1	0	0	1	1	4
27 Geoff Blum, S (1, 5) OBP: 0.282, SLG: 0.433		C SI 93 B FF 92 B FS 84 F FF 91 B SI 86 F FS 85 B FF 92 4-2 9 2B G4-3 BB	B FF 91 B FF 91 C FF 90 D FS 86 F FF 91 X SL 83 3-2 ② P4	B FF 90 1 SAFE F FF 89 X SI 92 1-1 ③ G4-3		B FF 94 F FF 94 T FC 92 X FC 92 1-2 ① G3	B FF 96 B FF 95 C SL 81 C SL 82 B FF 95 F SI 81 X FF 94 3-2 ② P3		1 SAFE X SL 92 0-0 1-H HR		5	2	1	2	1	0	3
9 Hunter Pence, R (1, 9) OBP: 0.312, SLG: 0.458		B SI 92 C SI 91 C SL 84 B SL 87 B SI 93 X SI 93 3-2 G4-3 1-3 2B	B SI 94 C SI 94 S SI 93 F FF 95 X FF 87 1-2 FC4-6 2-3 1B		B SL 86 B SL 86 B SL 86 F SL 84 X SI 92 2-2 1B 3B	X FF 94 0-0 ② F9		B SL 84 S SL 82 B FF 94 S FF 94 B SL 82 X SL 80 3-2 E5		X CU 82 0-0 E5 1B		6	1	4	0	0	0	0
David Newhan, L (1, 4) OBP: 0.296, SLG: 0.429 53 Wesley Wright, R (9, 1) Mark Loretta, R (11, PH) OBP: 0.337, SLG: 0.374 47 Jose Valverde, R (11, 1)		F FS 86 F SI 92 X FF 92 0-2 ② G4-3 2-3 3-H	X FF 93 0-0 ③ FC4-6 1-2f		B SL 82 B SI 92 X SI 92 2-0 BB 21 55 1B 3-H 1B	B CU 77 B SI 94 X FF 94 2-0 55 BB 1B		1 SAFE C SL 83 F SL 83 D SL 84 1 SAFE S FF 94 1-3 ③ K		F FF 94 B CU 84 B CU 83 B FF 94 F FF 94 C CU 82 3-3 ② K	5 0 1 0	1 0 0 0	2 0 0 0	2 0 0 0	0 0 1 0	1 0 1 0	4 0 1 0
55 Humberto Quintero, R (1, 2) OBP: 0.267, SLG: 0.323		C SI 95 X FC 87 0-1 ③ G5-3		F SI 90 F SI 91 X FF 91 0-2 41 SH1-4 10 1B 2B	L SI 89 M SL 85 B SI 92 F SI 91 1 SAFE X SI 91 1-2 BB 21 1B 1-2 1B	B CU 78 S FF 96 1 SAFE B FC 91 B FF 95 B FF 94 4-1 1-2 BB		F FF 96 X FF 95 0-1 E5 FC6-4		S CU 82 B FF 96 B CU 83 F FF 94 C CU 83 2-3 ③ K	5	2	2	0	1	1	2
41 Brandon Backe, R (1, 1) OBP: 0.340, SLG: 0.457 Fernando Nieve, R (5, 1) Reggie Abercrombie, R (6, PH) OBP: 0.242, SLG: 0.433 48 Tim Byrdak, L (6, 1) OBP: 0.167, SLG: 0.167 43 Chris Sampson, R (6, 1) OBP: 0.174, SLG: 0.196 2 Darin Erstad, L (7, PH) OBP: 0.319, SLG: 0.371 26 Doug Brocail, L (7, 1) 13 Jose Castillo, R (9, 4) OBP: 0.285, SLG: 0.373			X SI 92 0-0 ① G6-3	X FS 86 0-0 ① SH1-4 2-3	B SI 90 B SI 90 M SI 90 B SI 90 B SI 88 4-1 BB 21 1B 10 G6-4-3 1-2 2-3 BB	D CU 78 X FF 95 1-0 ③ G1-3		D CU 83 L FF 94 C FF 94 S CU 83 1-3 ① K			1 0 0 0 0 1 0 1	0 0 1 0 0 0 0 0	0 0 0 0 0 0 0 0	0 0 1 0 0 0 0 1	0 0 0 0 0 0 2 1	0 0 0 0 0 0 0 1	0 0 0 0 0 0 0 1
Inning Stats	R: 0 E: 0 K: 1 S: 10 H: 0 LOB: 0 BB: 0 P: 13	R: 1 E: 0 K: 0 S: 12 H: 1 LOB: 1 BB: 1 P: 19	R: 0 E: 0 K: 1 S: 7 H: 0 LOB: 0 BB: 0 P: 11	R: 0 E: 0 K: 0 S: 13 H: 2 LOB: 2 BB: 0 P: 19	R: 2 E: 0 K: 1 S: 13 H: 2 LOB: 2 BB: 2 P: 24	R: 4 E: 0 K: 0 S: 15 H: 4 LOB: 1 BB: 2 P: 30	R: 0 E: 0 K: 0 S: 7 H: 1 LOB: 2 BB: 1 P: 15	R: 0 E: 0 K: 1 S: 9 H: 0 LOB: 0 BB: 0 P: 12	R: 0 E: 1 K: 1 S: 13 H: 0 LOB: 1 BB: 0 P: 23	R: 0 E: 1 K: 2 S: 14 H: 0 LOB: 1 BB: 0 P: 15	R: 2 E: 1 K: 2 S: 14 H: 2 LOB: 1 BB: 1 P: 25	1B: 7 2B: 3 3B: 1 HR: 1 SF: 0 SAC: 1 DP: 1 HBP: 0	WP: 0 PB: 0 SB: 1 CS: 0 PA: 53					

PITCHER	IP	WLS	BF	H	R	ER	SO	BB	IBB	HBP	BLK	WP	HR	S	P	ERA	WHIP
38 Carlos Zambrano, R (1, 1) ERA: 3.58	5.0		23	5	3	3	3	3	0	0	0	0	0	55	86	5.40	1.600
Bob Howry, R (6, 1) ERA: 5.63	0.0		5	4	4	4	0	1	0	0	0	0	0	11	20	∞	∞
43 Michael Wuertz, R (6, 1) ERA: 3.35	1.0		3	0	0	0	0	1	0	0	0	0	0	4	10	0.00	1.000
37 Angel Guzman, R (7, 1) ERA:	1.0		5	1	0	0	0	1	0	0	0	0	0	7	15	0.00	2.000
49 Carlos Marmol, R (8, 1) ERA: 2.58	2.0		7	0	0	0	2	0	0	0	0	0	0	22	35	0.00	0.000

PITCHER	IP	WLS	BF	H	R	ER	SO	BB	IBB	HBP	BLK	WP	HR	S	P	ERA	WHIP
Kerry Wood, R (10, 1) ERA: 2.81	2.0	L	10	2	2	2	4	1	0	0	0	0	1	28	40	9.00	1.500

TOP

Houston Astros @ Chicago Cubs

Wrigley Field, Chicago, IL

Tue Sep 02 2008, 7:05 PM CDT

Att. 39,846 - Partly Cloudy - 84 F

livebaseballscorecards.com

AB	45
R	9
H	12
RBI	8
BB	7
SO	9
LOB	21

Batter	1	2	3	4	5	6	7	8	9	10	11	AB	R	H	RBI	BB	SO	LOB
12 Alfonso Soriano, R (1, 7) OBP: 0.342, SLG: 0.539	B SI 91 S FC 87 S FC 88 X FF 91 1-2 HR		X 0-0 ① G6-3	B FC 86 B FC 86 C FC 85 F SI 92 S FF 91 2-3 ③ K		D SL 80 C SL 80 S SL 81 D SL 81 F SL 81 D SI 88 X SL 82 3-2 ② G5-3 2-3		B FF 92 B FC 87 B FC 87 C FC 86 B FF 92 4-1 17 BB 1-2 BB		X SL 86 0-0 ① F8		5	1	1	1	1	1	4
17 Mike Fontenot, L (1, 4) OBP: 0.381, SLG: 0.527 Henry Blanco, R (10, PH) OBP: 0.321, SLG: 0.398 Ronny Cedeno, R (11, 4) OBP: 0.333, SLG: 0.358	B FF 91 B SI 91 B FF 88 C FF 90 X SI 89 3-1 ① P6		B S B B F F F T 3-2 ② K		B CU 72 S SI 86 S CU 73 F CU 68 X CH 80 1-2 16 F9 25 1B 1B	C CU 74 X FF 86 0-1 25 FC6-4 3-H 1B		B SI 91 B FC 86 B FF 90 B FF 92 4-0 25 G5-4-3 1-2 2-3 BB		C KC 80 X FF 93 0-1 ② F8		4 1 0	0 0 0	2 0 0	1 0 0	1 0 0	1 0 0	0 2 0
25 Derrek Lee, R (1, 3) OBP: 0.363, SLG: 0.462	X SI 90 0-0 16 2B G1-2-3 1B		B C B B B 4-1 BB		B FF 90 X CU 75 1-0 G6-4-3 1-2 1B	B FF 90 F FF 88 X SI 87 1-1 ③ FC6-4 1-2f		B FF 91 X FC 87 1-0 ②③ G5-4-3 1-2f		F SL 81 C FF 94 B FF 94 S FF 92 1-3 ③ K		5	0	2	0	1	1	6
16 Aramis Ramirez, R (1, 5) OBP: 0.377, SLG: 0.506	B FC 87 C SI 74 C CU 74 F FC 87 1 SAFE X SL 82 1-2 1-3 2B		F C FC 87 1 SAFE F FF 91 X SI 91 0-2 ③ F8		B CH 79 D SL 81 C FF 90 X SI 91 2-1 ① F9 2-3		F FF 90 B FF 92 X FF 93 1-1 ① F9		F FF 92 B FF 93 B KC 80 B SL 80 B FF 93 4-1 FC1-6 BB		B FF 95 B FF 94 C FF 98 B FF 96 C FF 96 T FF 96 3-2 ① K		5	0	1	0	1	1	3
Mark DeRosa, R (1, 9) OBP: 0.384, SLG: 0.490	C SL 82 B FC 88 B SI 91 B FC 88 F SI 91 B FF 93 4-2 BB			X FF 90 0-0 HR	B FF 94 X FF 93 1-0 ②③ G6-4-3 1-2f		B FF 91 X FF 93 1-0 ② F9		X FF 92 0-0 ① FC1-6 1-2f		B FF 96 F FF 96 B FF 96 X FF 96 2-1 1B	5	1	2	1	1	0	3
Jim Edmonds, L (1, 8) OBP: 0.340, SLG: 0.471 49 Carlos Marmol, R (8, 1) 27 Casey McGehee, R (9, PH) Kerry Wood, R (10, 1) Daryle Ward, L (11, PH) OBP: 0.337, SLG: 0.398	S SI 91 S CH 82 B FC 88 B FF 92 F CH 83 F SI 92 F CU 74 F FC 89 F SI 92 2-2 ② X SI 92 G1-2-3 3-Hf			F SI 89 C FC 87 X FF 90 0-2 ① F8	S FF 89 C FF 92 F FF 91 B SL 85 F SL 84 B SL 84 B FF 92 F SL 83 B FF 91 4-2 18 2B 2 2B BB	X FF 92 0-0 HR		C KC 79 D FF 92 B KC 79 C FF 93 S FF 94 2-3 ② K		C FF 96 B FF 97 B FF 96 T FF 97 F FF 97 F FF 97 X FF 97 2-2 ② F7	3 0 1 0 1	2 0 0 0 0	1 0 0 0 0	1 0 0 0 0	1 0 1 0 0	0 0 1 0 0	3 0 1 0 1
18 Geovany Soto, R (1, 2) OBP: 0.372, SLG: 0.517		B FF 90 X FC 87 1-0 2 FC6-4 1B	S SL 83 X SL 80 0-1 HR		C SI 90 B FF 91 X CH 83 1-1 2 2B 1-3 2B	B FF 92 F FC 87 B FF 93 X FC 88 2-1 ③ G1-3			F FF 93 B FF 94 X FF 93 1-1 ③ F9		C FF 86 B FF 96 F FF 95 S FF 97 2-3 ③ K	6	2	3	1	0	1	2
2 Ryan Theriot, R (1, 6) OBP: 0.392, SLG: 0.368		B FF 90 X SI 90 1-0 ① FC6-4 38 G6-4-3 1-2f	C SI 91 B FC 87 C SL 82 B FC 86 F SI 92 F FF 92 X CU 71 2-2 38 G3 1B		X SI 93 0-0 12 G5-3 17 1B 2-H 3-H 2B			B FF 90 C SI 91 B FC 85 S FC 87 S FF 92 2-3 ① K		B FF 90 B FF 92 B FF 92 B FF 92 4-0 1 1B BB		4	1	2	2	1	1	1
38 Carlos Zambrano, S (1, 1) OBP: 0.355, SLG: 0.592 Bob Howry, L (6, 1) 43 Michael Wuertz, R (6, 1) 9 Reed Johnson, R (6, PH) OBP: 0.362, SLG: 0.441 37 Angel Guzman, R (7, 1) 1 Kosuke Fukudome, L (8, 8) OBP: 0.365, SLG: 0.386		B FF 89 F SI 90 1 SAFE X SI 91 1-1 ②③ G6-4-3 1-2f	B SI 90 C CU 76 1 SAFE S CH 82 B FC 86 1 SAFE F CU 73 X SL 81 2-2 ② G3 1-2		B SI 86 X SI 86 1-0 ① G5-3		F FC 90 F FC 88 F CU 79 B FF 92 B FC 91 B FC 89 B FF 93 4-2 17 BB 12 BB BB			B FF 90 B FF 92 B FF 92 B FF 92 C FF 91 L FF 91 B FF 93 B SL 86 X FF 93 2-2 1-2 1B	2 0 0 1 0 0 1	0 0 0 0 0 0 0	0 0 0 0 0 0 1	0 0 0 0 0 0 0	0 0 0 0 0 0 1	0 0 0 1 0 0 0	2 0 0 1 0 0 0
Inning Stats	R: 1 E: 0 K: 0 S: 20 H: 3 LOB: 2 BB: 1 P: 31	R: 0 E: 0 K: 0 S: 4 H: 1 LOB: 0 BB: 0 P: 7	R: 0 E: 0 K: 1 S: 11 H: 0 LOB: 1 BB: 1 P: 18	R: 2 E: 0 K: 1 S: 18 H: 3 LOB: 1 BB: 0 P: 24	R: 0 E: 0 K: 0 S: 8 H: 2 LOB: 1 BB: 1 P: 13	R: 3 E: 0 K: 0 S: 17 H: 3 LOB: 1 BB: 1 P: 27	R: 1 E: 0 K: 0 S: 6 H: 1 LOB: 0 BB: 0 P: 10	R: 0 E: 0 K: 1 S: 8 H: 0 LOB: 2 BB: 3 P: 23	R: 0 E: 0 K: 1 S: 7 H: 0 LOB: 1 BB: 1 P: 14	R: 0 E: 0 K: 1 S: 9 H: 1 LOB: 2 BB: 1 P: 16	R: 0 E: 0 K: 2 S: 13 H: 1 LOB: 1 BB: 0 P: 22	1B: 8 2B: 3 3B: 0 HR: 4	SF: 0 SAC: 0 DP: 4 HBP: 0	WP: 0 PB: 0 SB: 0 CS: 0	PA: 52			

PITCHER	IP	WLS	BF	H	R	ER	SO	BB	IBB	HBP	BLK	WP	HR	S	P	ERA	WHIP
41 Brandon Backe, R (1, 1) ERA: 5.44	4.1		22	9	3	3	2	2	0	0	0	0	3	60	91	6.23	2.538
Fernando Nieve, R (5, 1) ERA: 14.73	0.2		1	0	0	0	0	0	0	0	0	0	0	1	2	0.00	0.000
48 Tim Byrdak, L (6, 1) ERA: 4.35	0.0		3	2	3	3	0	1	0	0	0	0	0	8	13	∞	∞
43 Chris Sampson, R (6, 1) ERA: 4.1	1.0	H	4	1	0	0	0	0	0	0	0	0	0	9	14	0.00	1.000
26 Doug Brocail, R (7, 1) ERA: 4.38	2.0	B	9	1	1	1	1	3	0	0	0	0	1	14	33	4.50	2.000

PITCHER	IP	WLS	BF	H	R	ER	SO	BB	IBB	HBP	BLK	WP	HR	S	P	ERA	WHIP
53 Wesley Wright, L (9, 1) ERA: 4.78	2.0	W	9	1	0	0	2	2	0	0	0	0	0	16	30	0.00	1.500
47 Jose Valverde, R (11, 1) ERA: 3.66	1.0	S	4	1	0	0	2	0	0	0	0	0	0	13	22	0.00	1.000

BOTTOM

Houston Astros @ Chicago Cubs

Wrigley Field, Chicago, IL

Tue Sep 02 2008, 7:05 PM CDT

Att. 39,846 - Partly Cloudy - 84 F

livebaseballscorecards.com

AB	44
R	7
H	15
RBI	7
BB	8
SO	7
LOB	29

Batter	1	2	3	4	5	6	7	8	9	AB	R	H	RBI	BB	SO	LOB
21 Michael Bourn, L (1, 8) OBP: 0.285, SLG: 0.300	F SI 92 X FF 93 0-1 G6-3 1B		L SI 91 B SL 85 B FS 82 X FF 92 2-1 ① G2-3		C FF 91 B SL 85 X SL 86 1-1 HR 1B		B SL 84 B SI 91 B SI 90 C FF 89 F FF 90 F FF 92 B SI 92 4-2 10 G6-3 1-2 BB		X FF 95 0-0 E 1-3 1B	4	1	3	0	1	0	0
Ty Wigginton, R (1, 7) OBP: 0.365, SLG: 0.558	F SI 90 ①② 1 SAFE X SI 91 0-1 G6-3 1-2f		F SL 86 B FF 92 B SI 92 X SL 86 2-1 ② G5-3		X SL 85 0-0 1-H HR		F FF 92 F SI 92 F FF 92 F SL 86 F SI 92 S SL 85 0-3 ① K		1 SAFE B FF 94 C FF 93 1 SAFE X FF 93 1-1 ③ P4 1-2 3-H	5	1	1	2	0	1	4
10 Miguel Tejada, R (1, 6) OBP: 0.314, SLG: 0.417	B FF 92 B SI 93 X FF 92 2-0 ③ G6-3		C SI 92 B SI 92 S FS 82 X FF 93 1-2 ③ F9		B SI 92 X SI 92 1-0 17 BB 1B		F SI 93 D FS 84 X SI 92 1-1 ②③ G6-3 1-2f			4	0	1	0	0	0	2
17 Lance Berkman, S (1, 3) OBP: 0.433, SLG: 0.602		F SI 92 B FS 82 S FS 83 X SI 93 1-2 ① G4-3		X SI 89 0-0 ① P5	F B FF 92 D SL 86 1 SAFE B FF 92 F SI 92 F FF 92 B FF 92 4-2 1-2 BB			F FF 88 B FF 92 B SI 89 S FF 92 B FF 92 F SL 88 X FF 89 3-2 ① F8		3	0	0	0	1	0	0
27 Geoff Blum, S (1, 5) OBP: 0.278, SLG: 0.426		B SL 84 C FS 82 S FS 83 B SL 87 F FS 84 F SL 87 S FF 94 2-3 ② K		B SI 87 X SI 91 1-0 ② F8	F FS 83 F SL 86 F FF 92 S FS 84 0-3 ③ K			C SL 86 C FF 92 B FF 92 S SL 88 1-3 ② K		4	0	0	0	0	3	2
9 Hunter Pence, R (1, 9) OBP: 0.314, SLG: 0.460		B FF 93 C SL 85 X SL 86 1-1 55 1B 2B		B FF 91 X FF 91 1-0 1B		F SI 91 B FF 92 F FC 85 B FF 93 C SL 86 2-3 ① K		C SL 89 C SL 89 B FF 93 F SL 90 F FF 92 B SL 87 S SL 85 2-3 ③ K2-3		4	1	2	0	0	2	0
David Newhan, L (1, 4) OBP: 0.306, SLG: 0.425		B FS 84 B SL 85 D FS 84 C SI 91 F SI 93 F FC 88 D FS 84 4-2 55 1B BB		C SI 90 1 SAFE D FS 81 B SI 90 F SL 86 S SI 92 2-3 ③ K		F SI 92 B FF 93 B FS 84 X FS 83 2-1 ② G3-1			X SL 85 0-0 21 1B S 1B	3	1	1	0	1	1	1
55 Humberto Quintero, R (1, 2) OBP: 0.266, SLG: 0.321		X SI 91 0-0 1-2 2-H 1B			L FF 90 X FF 92 0-1 ① G4-3	F SI 92 C SL 86 S FF 92 0-3 ③ K			X SI 93 0-0 ① P4	4	0	1	1	0	1	1
Randy Wolf, L (1, 1) OBP: 0.200, SLG: 0.157		B FS 84 C FF 92 S SI 93 F SI 93 F FS 84 F SL 84 F FF 92 S FS 84 1-3 ③ K			B SI 91 C SI 90 X SI 92 1-1 ② F7		X SI 91 0-0 21 BB 1B		B SL 81 B FF 91 L FF 92 L FF 92 B FF 94 F FF 92 X FF 92 3-2 ② F8	4	0	1	0	0	1	3
Inning Stats	R: 0 E: 0 K: 0 S: 5 H: 1 LOB: 0 BB: 0 P: 7	R: 1 E: 0 K: 2 S: 21 H: 2 LOB: 2 BB: 1 P: 30	R: 0 E: 0 K: 0 S: 7 H: 0 LOB: 0 BB: 0 P: 12	R: 0 E: 0 K: 1 S: 6 H: 1 LOB: 1 BB: 0 P: 10	R: 2 E: 0 K: 1 S: 15 H: 3 LOB: 2 BB: 1 P: 22	R: 0 E: 0 K: 2 S: 8 H: 0 LOB: 0 BB: 0 P: 12	R: 0 E: 0 K: 1 S: 12 H: 1 LOB: 1 BB: 1 P: 17	R: 0 E: 0 K: 2 S: 12 H: 0 LOB: 0 BB: 0 P: 18	R: 1 E: 0 K: 0 S: 9 H: 2 LOB: 1 BB: 0 P: 13	1B: 8 2B: 1 3B: 0 HR: 1 SF: 0 SAC: 0 DP: 2 HBP: 0					WP: 0 PB: 0 SB: 1 CS: 0	PA: 38	

TOP

Houston Astros @ Chicago Cubs

Wrigley Field, Chicago, IL

Wed Sep 03 2008, 7:05 PM CDT

Att. 40,163 - Overcast - 66 F

livebaseballscorecards.com

AB	35
R	4
H	10
RBI	3
BB	3
SO	9
LOB	13

PITCHER		IP	WLS	BF	H	R	ER	SO	BB	IBB	HBP	BLK	WP	HR	S	P	ERA	WHIP
46 Ryan Dempster, R ERA: 2.99	(1, 1)	7.0	L	30	8	3	3	7	3	0	0	0	0	1	74	110	3.86	1.571
48 Neal Cotts, L ERA: 4.11	(8, 1)	1.0		4	1	1	1	2	0	0	0	0	0	0	13	19	9.00	1.000
29 Jeff Samardzija, R ERA: 1.23	(9, 1)	1.0		4	1	0	0	0	0	0	0	0	0	0	8	12	0.00	1.000

PITCHER	IP	WLS	BF	H	R	ER	SO	BB	IBB	HBP	BLK	WP	HR	S	P	ERA	WHIP

BOTTOM

Batter	1	2	3	4	5	6	7	8	9	AB	R	H	RBI	BB	SO	LOB
12 Alfonso Soriano, R (1, 7) OBP: 0.341, SLG: 0.536	B SI 90 F SI 90 B CU 69 F SI 91 B FF 92 X SI 92 3-2 ① F8		F SL 84 C FF 91 B FF 92 F FF 92 B CU 70 X CU 70 2-2 ② F7		F CH 79 F CU 69 F FF 90 B FF 91 X CH 80 1-2 ② 2-H 1B			X SI 90 0-0 ① F9		4	0	1	0	0	0	1
2 Ryan Theriot, R (1, 6) OBP: 0.390, SLG: 0.365	C SI 90 C SL 82 F CU 70 C FF 90 0-3 ② K		B SL 80 F SI 90 C SL 81 X SL 79 1-2 ③ G6-3		B SL 79 B SI 89 1 SAFE C SI 88 B SI 88 1 SAFE X SI 87 3-1 ③ F8			B SI 87 C SI 88 B SL 82 C SI 88 X SI 90 2-2 ② F9		4	0	0	0	0	1	2
25 Derrek Lee, R (1, 3) OBP: 0.363, SLG: 0.461	C SI 90 T FF 90 C FF 90 0-3 ③ K			C CH 79 S CU 68 B CU 70 B FF 91 B CU 70 B SI 91 4-2 1B BB		B CU 68 C SI 89 X SL 80 1-1 ① FC6-4 1B		C SI 89 F FF 87 S CU 69 0-3 ③ K		3	0	1	0	1	2	0
16 Aramis Ramirez, R (1, 5) OBP: 0.374, SLG: 0.502		B SI 89 F SI 89 F SL 82 B FF 90 F FF 91 S CH 80 2-3 ① K		B SL 82 C SI 89 F SL 80 F CU 70 F FF 89 B FF 89 X CH 80 2-2 ① F8		X SI 88 0-0 ① L7			C SI 88 F FC 85 F FF 90 X CU 68 0-2 ① G1-3	4	0	0	0	0	1	2
18 Geovany Soto, R (1, 2) OBP: 0.371, SLG: 0.514		C SI 90 X CU 70 0-1 1B		B SI 89 X SI 88 1-0 ② F8		C CU 69 X FF 88 0-1 ② F8			C SI 88 B FF 87 F FF 88 F FF 90 B CU 69 S CH 78 2-3 ② K	4	0	1	0	0	1	2
Mark DeRosa, R (1, 9) OBP: 0.383, SLG: 0.488		F SI 89 F SL 81 F CU 70 S FF 91 0-3 ② K		1 SAFE 1 SAFE X SI 89 0-0 1-2 1B		C CH 79 D CU 70 C CU 69 X FF 88 1-2 ③ FC6-4 1-2f			X SI 89 0-0 ③ F8	4	0	1	0	0	1	2
9 Reed Johnson, R (1, 8) OBP: 0.359, SLG: 0.437		F SL 82 B CU 70 F SI 91 S SL 78 1-3 ③ K		F SL 83 B SL 82 C CU 70 C FF 92 1-3 ③ K			X CH 78 0-0 ① B1-3			3	0	0	0	0	2	3
Ronny Cedeno, R (1, 4) OBP: 0.344, SLG: 0.366			F SI 90 C CH 80 B FF 91 F SL 78 F CH 79 F CU 71 F FF 92 B FF 92 X CH 81 2-2 46 SH1-4 1B		B SI 88 C SI 89 B FF 89 T SI 90 B FF 89 F SI 89 B SI 89 4-2 46 SH1-4 12 1B BB		C F CU 66 X SL 81 0-2 27 G6-3 1B			2	0	2	0	1	0	0
46 Ryan Dempster, R (1, 1) 27 Casey McGehee, R (7, PH) 48 Neal Cotts, L (8, 1) 29 Jeff Samardzija, R (9, 1)			L SI 89 1 SAFE L FF 89 X FF 91 0-2 ① SH1-4 1-2		L SI 88 L SI 89 1 SAFE B CU 70 X SL 80 1-2 ① SH1-4 1-2		C SI 88 X CU 68 0-1 ② ③ G6-3 1-2f			0 1 0 0	0 0 0 0	0 0 0 0	0 0 0 0	0 1 0 0	0 0 0 0	0 1 0 0
Inning Stats	R: 0 E: 0 K: 2 S: 10 H: 0 LOB: 0 BB: 0 P: 13	R: 0 E: 0 K: 3 S: 13 H: 1 LOB: 1 BB: 0 P: 16	R: 0 E: 0 K: 0 S: 17 H: 1 LOB: 1 BB: 0 P: 22	R: 0 E: 0 K: 1 S: 12 H: 1 LOB: 2 BB: 1 P: 20	R: 0 E: 0 K: 0 S: 12 H: 1 LOB: 1 BB: 1 P: 21	R: 0 E: 0 K: 0 S: 8 H: 1 LOB: 1 BB: 0 P: 10	R: 0 E: 0 K: 0 S: 6 H: 1 LOB: 0 BB: 0 P: 6	R: 0 E: 0 K: 1 S: 7 H: 0 LOB: 0 BB: 0 P: 9	R: 0 E: 0 K: 1 S: 9 H: 0 LOB: 0 BB: 0 P: 11	1B: 6 2B: 0 3B: 0 HR: 0 SF: 0 SAC: 2 DP: 1 HBP: 0						

PITCHER	IP	WLS	BF	H	R	ER	SO	BB	IBB	HBP	BLK	WP	HR	S	P	ERA	WHIP
Randy Wolf, L (1, 1) ERA: 4.47	9.0	W	33	6	0	0	8	2	0	0	0	0	0	94	128	0.00	0.889

PITCHER	IP	WLS	BF	H	R	ER	SO	BB	IBB	HBP	BLK	WP	HR	S	P	ERA	WHIP

Houston Astros @ Chicago Cubs

Wrigley Field, Chicago, IL

Wed Sep 03 2008, 7:05 PM CDT

Att. 40,163 - Overcast - 66 F

livebaseballscorecards.com

AB	29
R	0
H	6
RBI	0
BB	2
SO	8
LOB	13

Chicago Cubs @ Cincinnati Reds

Great American Ball Park, Cincinnati, OH

Fri Sep 05 2008, 7:10 PM EDT
Att. 31,213 - Drizzle - 70 F

TOP

livebaseballscorecards.com

Batter	1	2	3	4	5	6	7	8	9	AB	R	H	RBI	BB	SO	LOB
12 Alfonso Soriano, R (1, 7) OBP: 0.342, SLG: 0.532	C CU 72 S SL 75 S SL 76 0-3 ① K		S SI 88 S SL 75 B SL 76 B SI 90 F SI 89 S SL 73 2-3 ② K 2-3		F SI 88 B SI 88 B SI 87 B CU 69 C SL 73 B SL 74 4-2 BB		C SL 83 B SI 91 B SL 82 B SL 81 B SI 92 4-1 2 BB BB		C FF 96 S CU 80 B CU 79 F FF 96 S FF 96 1-3 ② K	3	0	0	0	2	3	1
2 Ryan Theriot, R (1, 6) OBP: 0.388, SLG: 0.362	B CU 68 C CU 71 C SI 88 C SL 77 1-3 ② K		F SI 88 B SL 75 B CU 67 B SL 73 C CU 68 X SI 87 3-2 ③ G4-3		B CH 76 B CH 76 C CH 75 X SI 85 2-1 ③ L9		F SI 91 B SL 83 B SL 81 B SI 91 B SI 92 4-1 1-2 2-3 BB		B FF 96 C CU 80 B FF 96 S FF 96 F FF 95 F CU 81 F FF 96 X FF 96 2-2 ③ F8	4	0	0	0	1	1	2
25 Derrek Lee, R (1, 3) OBP: 0.363, SLG: 0.460 Daryle Ward, L (6, 3) OBP: 0.333, SLG: 0.393	F SI 88 F SI 89 C SI 90 0-3 ③ K			B SL 74 B CU 68 F CU 70 X SL 74 2-1 FC5-4 1B		B SI 87 B SL 73 B SL 73 C CH 76 X CU 69 3-1 ① G4-3	C SL 84 B FF 93 C SL 87 S SL 87 1-3 ③ K			3 1	0 0	1 0	0 0	0 0	1 1	0 3
16 Aramis Ramirez, R (1, 5) OBP: 0.372, SLG: 0.499 Ronny Cedeno, R (6, 5) OBP: 0.342, SLG: 0.364		B CH 80 F SI 88 B SI 87 B SL 75 F CU 69 F SI 89 X SI 89 3-2 ① F8		B CU 72 1 SAFE C FF 88 X SI 88 1-1 ① P3		B FF 87 B CH 76 C CH 76 F SI 88 F SI 87 X SL 76 2-2 ② P6		B FF 95 C FF 95 B CU 79 X FF 96 2-1 ① F8		3 1	0 0	0 0	0 0	0 0	0 0	1 0
Mark DeRosa, R (1, 4) OBP: 0.381, SLG: 0.485 17 Mike Fontenot, L (6, 4) OBP: 0.384, SLG: 0.529		B SI 90 X SI 87 1-0 ② F8		X SI 88 0-0 ② FC5-4 1B 1-2f		B SI 88 B CU 69 F CU 72 B SI 86 F SI 85 X SL 75 3-2 ③ L7		B CU 78 S FF 95 X SI 95 1-1 55 E G4-3 1B		3 1	0 1	0 1	0 0	0 0	0 0	1 0
Jim Edmonds, L (1, 8) OBP: 0.344, SLG: 0.472		B CU 69 C CU 68 B SI 90 C CU 72 F SI 90 B FF 88 X SI 84 3-2 1B		C SI 89 S SI 89 B SI 89 F SI 89 B CU 72 B FF 88 X CH 82 3-2 1-2 1B			C CU 70 B SI 87 B SI 87 S CH 78 B SI 88 B CU 69 4-2 55 2B BB	F SI 94 X SI 96 0-1 ② G4-3 1-2		3	1	2	0	1	0	1
18 Geovany Soto, R (1, 2) OBP: 0.370, SLG: 0.512 55 Koyie Hill, S (6, 2) OBP: 1.000, SLG: 1.500		C CU 68 S SL 76 B SL 76 S SL 75 1-3 ③ K		C SI 88 B SI 88 X SI 88 1-1 ③ F9			C SI 86 X CH 81 0-1 2 BB 1-H 2B	F SI 93 C SI 95 B SI 93 B FF 94 F SI 94 X SI 95 2-2 2-H E9 1B		2 2	0 0	0 2	0 1	0 0	1 0	3 0
1 Kosuke Fukudome, L (1, 9) OBP: 0.363, SLG: 0.383			B SI 86 B CU 70 C CU 69 C CU 72 F SI 87 F SI 88 B SI 89 X CU 69 3-2 ① L9		X CH 76 0-0 ① F8		B SI 87 B CH 77 C CU 72 B FF 86 C SI 86 F CU 70 X SI 86 3-2 ① G6-3	F SI 95 C SI 95 F CU 80 S CU 80 0-3 ③ K		4	0	0	0	0	1	2
30 Ted Lilly, L (1, 1) 6 Micah Hoffpauir, L (3, PH) 32 Jon Lieber, L (3, 1) 27 Casey McGehee, R (5, PH) 37 Angel Guzman, R (5, 1) Henry Blanco, R (7, PH) 22 Kevin Hart, R (7, 1) Bob Howry, L (8, 1) 9 Reed Johnson, R (8, PH)			C CU 68 B CU 71 F CU 72 B SI 86 X CH 80 2-2 12 WP E9		B SI 86 B SL 74 S CU 70 S SL 74 F SI 88 S SL 75 2-3 ② K		C SI 92 F SI 93 B SL 85 S SL 84 F SI 93 F SI 91 X SL 83 2-2 ② F7		B CU 79 F SI 93 C CH 87 S CU 79 1-3 ① K	0 1 0 0 1 0 0 1 0 0	0 0 0 0 0 0 0 0 0 1	0 0 0 0 0 0 0 0 0 0	0 0 0 0 1 0 0 0 0 0	0 0 0 0 0 0 0 0 0 0	0 0 0 0 0 0 0 0 1 0	0 0 0 0 1 0 0 1 0 0

	AB	34
	R	2
	H	6
	RBI	1
	BB	4
	SO	10
	LOB	15

Inning Stats	1	2	3	4	5	6	7	8	9
	R: 0 E: 0 K: 3 S: 9	H: 0 LOB: 0 BB: 0 P: 10	R: 0 E: 0 K: 1 S: 12	H: 1 LOB: 1 BB: 0 P: 20	R: 0 E: 1 K: 1 S: 15	H: 0 LOB: 1 BB: 0 P: 25	R: 0 E: 0 K: 0 S: 11	H: 2 LOB: 2 BB: 0 P: 18	R: 0 E: 0 K: 1 S: 9	H: 0 LOB: 1 BB: 1 P: 17
	R: 0 E: 0 K: 0 S: 9	H: 0 LOB: 0 BB: 0 P: 17	R: 1 E: 0 K: 1 S: 18	H: 1 LOB: 3 BB: 3 P: 36	R: 1 E: 1 K: 1 S: 14	H: 2 LOB: 1 BB: 0 P: 19	R: 0 E: 0 K: 2 S: 13	H: 0 LOB: 0 BB: 0 P: 17		

1B: 5	SF: 0	WP: 1	PA: 38
2B: 1	SAC: 0	PB: 0	
3B: 0	DP: 0	SB: 0	
HR: 0	HBP: 0	CS: 0	

PITCHER		IP	WLS	BF	H	R	ER	SO	BB	IBB	HBP	BLK	WP	HR	S	P	ERA	WHIP
61 Bronson Arroyo, R ERA: 4.84	(1, 1)	6.1	W	26	4	1	1	6	2	0	0	0	1	0	73	122	1.42	0.947
38 Gary Majewski, R ERA: 5.4	(7, 1)	0.1		3	0	0	0	0	2	0	0	0	0	0	7	17	0.00	6.000
45 Bill Bray, L ERA: 2.86	(7, 1)	0.1		1	0	0	0	1	0	0	0	0	0	0	3	4	0.00	0.000
Jeremy Affeldt, L ERA: 3.61	(8, 1)	2.0		8	2	1	0	3	0	0	0	0	0	0	27	36	0.00	1.000

PITCHER	IP	WLS	BF	H	R	ER	SO	BB	IBB	HBP	BLK	WP	HR	S	P	ERA	WHIP

Chicago Cubs @ Cincinnati Reds

Great American Ball Park, Cincinnati, OH

Fri Sep 05 2008, 7:10 PM EDT

Att. 31,213 - Drizzle - 70 F

livebaseballscorecards.com

BOTTOM

Batter	1	2	3	4	5	6	7	8	9	AB	R	H	RBI	BB	SO	LOB
21 Chris Dickerson, L (1, 8) (8, 7) OBP: 0.427, SLG: 0.695	C CH 82 X SL 82 0-1 4 FC4-6 1B	H CU 71 1-0 2B 19 BB HBP		X SL 78 0-0 ① P5	B FC 89 C FF 93 C FF 94 B FC 94 B FC 91 F FF 94 X FF 93 3-2 ③ L7		S SL 87 B FF 92 B FF 93 S SL 86 B SL 88 S SL 88 3-3 ③ K			4	1	1	0	0	1	1
Jeff Keppinger, R (1, 6) OBP: 0.311, SLG: 0.350	C FF 84 1 SAFE C FF 86 S SI 87 0-3 ① K	F CH 76 X FF 86 0-1 19 BB 28 SF7 2B 1-3 2-H		B SL 81 C SI 86 X FF 86 1-1 4 2B 32 HR 1B		X FF 92 0-0 ① G3		B FF 91 B SI 91 C FF 90 X SI 92 2-1 ① G4-3		5	2	2	1	0	1	1
4 Brandon Phillips, R (1, 4) OBP: 0.312, SLG: 0.449	1 SAFE F FF 88 1 SAFE X SL 84 0-1 ② FC4-6 19 HR 1-2f	I I I 4-0 19 BB IBB		F SL 79 F SL 80 X SI 86 0-2 32 HR 2B 1-3		C FC 90 F FC 89 B FF 93 X CU 79 1-2 ② G3		X FF 90 0-0 ② F9		4	2	1	0	1	0	1
19 Joey Votto, L (1, 3) OBP: 0.364, SLG: 0.482	X FF 85 0-0 1-H HR	B FF 89 D CH 77 B FF 89 B FF 89 4-0 1-2 2-3 3-H BB		I IN 70 I IN 71 I I 4-0 32 HR IBB		X FC 90 0-0 2B		F SL 86 B SI 90 S CH 84 S SI 90 1-3 ③ K		3	2	2	3	2	1	0
28 Edwin Encarnación, R (1, 5) OBP: 0.339, SLG: 0.474	S FF 88 S FF 88 F CH 78 B CH 77 B FF 87 B FF 88 X SL 84 3-2 E5 32 BB	B CH 78 B SI 84 C CH 80 X SL 79 2-1 ② SF7 3-H		S SL 80 B SL 81 S FF 86 F SL 81 B F FF 86 X FF 86 2-2 ② F9		X FF 93 0-0 ③ P3				3	0	0	1	0	0	4
32 Jay Bruce, L (1, 9) OBP: 0.312, SLG: 0.445	B FF 89 B FF 88 B SL 82 B SI 87 4-0 1-2 BB	F FF 87 X FF 87 0-1 ③ P6		B SL 80 F SI 86 B FF 86 X SI 86 2-1 1-H 2-H 3-H HR			S FF 93 S FF 95 X FF 94 0-2 29 1B 2B			3	2	2	4	1	0	2
Jolbert Cabrera, R (1, 7) OBP: 0.338, SLG: 0.443 Jeremy Affeldt, L (8, 1)	X SL 84 0-0 ③ L6	F FF 86 B SL 80 F SL 81 H SI 87 2-2 29 G6-4-3 HBP		S SL 80 S SL 79 S SL 80 0-3 ③ K			C SL 91 B CU 80 B SI 93 X SL 88 2-1 ① P4			3 0	0 0	0 0	0 0	0 0	1 0	3 0
29 Ryan Hanigan, R (1, 2) OBP: 0.404, SLG: 0.500		B FF 86 C SL 82 X FF 86 1-1 61 SH1-4 2B 1B	X SI 86 0-0 ①② G6-4-3 1-2f		C FF 93 B FF 94 B FF 93 B FF 93 X FF 92 3-1 ① P3		B FF 94 B FF 94 C FF 94 F SL 88 F SL 88 B CU 79 X SL 88 3-2 2-H 1B			4	1	2	1	0	0	1
61 Bronson Arroyo, R (1, 1) OBP: 0.246, SLG: 0.302 38 Gary Majewski, R (7, 1) 45 Bill Bray, L (7, 1) Corey Patterson, L (7, PH) (8, 8) OBP: 0.236, SLG: 0.339		L FF 85 X FF 86 0-1 ① SH1-4 1-2	B FF 87 X SI 87 1-0 ③ G5-3		B FF 93 S FF 93 C FF 93 C FF 94 1-3 ② K		B FF 94 F SL 89 F FF 92 B FF 92 B FF 93 S SL 89 3-3 ② K			2 0 0 1	0 0 0 0	0 0 0 0	0 0 0 0	0 0 0 1	1 0 0 1	0 0 0 1
Inning Stats	R: 2 E: 1 K: 1 S: 13 H: 2 LOB: 2 BB: 1 P: 20	R: 3 E: 0 K: 0 S: 10 H: 2 LOB: 2 BB: 2 P: 22	R: 0 E: 0 K: 0 S: 4 H: 0 LOB: 0 BB: 0 P: 7	R: 4 E: 0 K: 1 S: 16 H: 3 LOB: 0 BB: 1 P: 25	R: 0 E: 0 K: 1 S: 9 H: 0 LOB: 0 BB: 0 P: 16	R: 0 E: 0 K: 0 S: 6 H: 1 LOB: 1 BB: 0 P: 7	R: 1 E: 0 K: 2 S: 15 H: 2 LOB: 1 BB: 0 P: 26	R: 0 E: 0 K: 1 S: 6 H: 0 LOB: 0 BB: 0 P: 9		1B: 4 2B: 4 3B: 0 HR: 2 SF: 1 SAC: 1 DP: 1 HBP: 2				WP: 0 PB: 0 SB: 0 CS: 0 PA: 40		

PITCHER		IP	WLS	BF	H	R	ER	SO	BB	IBB	HBP	BLK	WP	HR	S	P	ERA	WHIP
30 Ted Lilly, L ERA: 4.43	(1, 1)	2.0	L	15	4	5	5	1	2	1	1	0	0	1	23	42	22.50	3.000
32 Jon Lieber, R ERA: 4.05	(3, 1)	2.0		10	3	4	4	1	0	1	1	0	0	1	20	32	18.00	1.500
37 Angel Guzman, R ERA:	(5, 1)	2.0		7	1	0	0	1	0	0	0	0	0	0	15	23	0.00	0.500
22 Kevin Hart, R ERA: 7.97	(7, 1)	1.0		5	2	1	1	2	0	0	0	0	0	0	15	26	9.00	2.000
Bob Howry, R ERA: 5.54	(8, 1)	1.0		3	0	0	0	1	0	0	0	0	0	0	6	9	0.00	0.000

PITCHER	IP	WLS	BF	H	R	ER	SO	BB	IBB	HBP	BLK	WP	HR	S	P	ERA	WHIP

Chicago Cubs @ Cincinnati Reds

Great American Ball Park, Cincinnati, OH

Sat Sep 06 2008, 7:10 PM EDT

Att. 41,204 - Partly Cloudy - 78 F

TOP

livebaseballscorecards.com

Batter	1	2	3	4	5	6	7	8	9	AB	R	H	RBI	BB	SO	LOB
12 Alfonso Soriano, R (1, 7) OBP: 0.347, SLG: 0.559	S FF 94 B FF 94 F FC 88 X FF 95 1-2 ① F9		B FF 95 X FF 94 1-0 HR		C FF 94 X FC 87 0-1 HR	F FF 93 1 SAFE F FF 92 X FF 91 0-2 1-H 3-H HR		C SL 82 B SL 83 B SI 89 X SL 81 2-1 2 25 2B G6-3 1B	X CU 77 0-0 2 25 1B BB 1-2 1B	5	4	4	5	0	0	0
Ronny Cedeno, R (8, 7) OBP: 0.345, SLG: 0.367										1	1	1	0	0	0	0
2 Ryan Theriot, R (1, 6) OBP: 0.389, SLG: 0.363	F FF 95 B FF 96 F FF 95 X FF 96 1-2 ② G4-3		X FC 87 0-0 1B		B FF 95 C FF 93 X FF 93 1-1 16 WP 1B	C FF 92 X CH 88 0-1 ③ F7		B SL 82 X SI 90 1-0 ① G6-3 1-2	B CU 76 C CU 77 C CU 78 B SI 91 B SI 91 B CU 78 4-2 25 1B 17 1B 1-2 2-3 BB	5	1	2	0	1	0	1
25 Derrek Lee, R (1, 3) OBP: 0.366, SLG: 0.466	C FF 96 B FF 94 X FF 95 1-1 2B		C FF 95 1 SAFE 1 SAFE X FF 94 0-1 ③ G6-3		1 SAFE B SL 86 B SL 86 X FC 87 2-0 ① F8		F FF 90 X SL 84 0-1 16 FC5-4 1B	X SI 90 0-0 2-H 2B	C SI 92 C SI 91 X SI 91 0-2 17 1B 1-2 2-H 3-H 1B	6	0	4	3	0	0	2
16 Aramis Ramirez, R (1, 5) OBP: 0.371, SLG: 0.497	C FF 95 S FF 96 F FF 95 B FC 89 S FF 95 1-3 ③ K			C FC 87 F CH 86 B FC 87 X FF 95 1-2 18 2B 6 G6-3 1B	1 SAFE F FF 93 D CH 86 F CH 86 B FC 87 S SL 86 2-3 ② K 1-2		1 SAFE X SL 85 0-0 ① FC5-4 6 BB 1-2f HR	B SI 91 S SI 88 B CH 80 D CH 81 C SI 90 B SI 89 4-2 BB	X SI 92 0-0 1-2 2-H 1B	4	2	1	0	0	2	3
17 Mike Fontenot, L (7, 4) OBP: 0.389, SLG: 0.531										1	0	1	1	1	0	0
18 Geovany Soto, R (1, 2) OBP: 0.369, SLG: 0.512		B FF 94 F FF 92 S FC 87 B SI 94 X FC 89 2-2 ① G5-3		B FF 94 D CH 85 X FC 87 2-0 1-3 2B	C SI 94 X SI 94 X FF 92 1-1 ③ G1-4-3		S SL 85 B SL 84 X FF 91 1-1 ② F9	F SL 80 F SI 89 F SI 89 B SI 87 S SL 80 1-3 ② K	C CU 77 F FC 91 B SI 91 B SI 91 B CU 76 C CU 76 3-3 ③ K	4	0	1	0	0	0	2
55 Koyie Hill, S (8, PH) OBP: 0.500, SLG: 0.750										2	0	0	0	0	2	4
6 Micah Hoffpauir, L (1, 9) OBP: 0.378, SLG: 0.476		F FF 94 B SI 94 T FF 93 S FC 88 1-3 ② K		B FC 89 X SI 94 1-0 ① G6-3 3-H		B SL 85 F FF 92 X CH 86 1-1 ① G6-3	F FF 91 F FF 90 F FF 91 B CH 86 B FF 91 B FF 92 F CH 87 B FF 91 4-2 1-2 HR BB	S SI 89 F SI 91 F SI 89 X SL 82 0-2 ③ F9		4	1	0	1	1	1	3
Mark DeRosa, R (1, 4) OBP: 0.381, SLG: 0.489	B FF 94 C FC 88 S FC 87 X FF 96 1-2 ③ P4		X SI 94 0-0 ② G6-3			C FC 87 C FF 94 B FC 86 B FF 93 B FC 88 B FC 87 4-2 9 1B 12 HR BB	B SL 86 X FF 91 1-0 1-H 2-H HR		B SI 90 C CU 76 B SI 91 F SI 91 X FC 89 2-2 ① L7	4	2	1	3	1	0	1
(7, 5)																
9 Reed Johnson, R (1, 8) OBP: 0.361, SLG: 0.436			S SL 85 C FF 92 F FC 87 X FC 88 0-2 ① G5-3	H SI 95 1-0 HBP		1 SAFE B SL 83 1 SAFE C FF 92 B FF 93 X FF 93 2-1 12 HR 1-3 1B	S FF 91 X SL 86 0-1 ③ G6-3		C SI 91 C FC 85 X CU 77 0-2 2 BB 25 1B 1B	4	2	2	0	0	0	0
Jason Marquis, L (1, 1) OBP: 0.241, SLG: 0.309			S FF 95 S FF 94 F FF 93 F FC 87 X SI 94 0-2 ② L7	X SI 93 0-0 ③ F8		F FF 92 P PO 87 F FF 91 S FF 93 1-3 ② K		T SI 90 X SI 91 0-1 HR	X SI 91 0-0 ② F7	4	1	1	1	0	1	4
29 Jeff Samardzija, R (8, 1)										0	0	0	0	0	0	0
48 Neal Cotts, L (8, 1)										0	0	0	0	0	0	0
Daryle Ward, L (9, PH) OBP: 0.330, SLG: 0.388										1	0	0	0	0	0	1
43 Michael Wuertz, R (9, 1)										0	0	0	0	0	0	0
49 Carlos Marmol, R (9, 1)										0	0	0	0	0	0	0

Inning Stats	1	2	3	4	5	6	7	8	9
	R: 0 E: 0 K: 1 S: 12 H: 1 LOB: 1 BB: 0 P: 16	R: 0 E: 0 K: 1 S: 9 H: 0 LOB: 0 BB: 0 P: 13	R: 1 E: 0 K: 0 S: 13 H: 2 LOB: 1 BB: 0 P: 14	R: 1 E: 0 K: 0 S: 7 H: 2 LOB: 2 BB: 0 P: 12	R: 1 E: 0 K: 1 S: 10 H: 2 LOB: 1 BB: 0 P: 16	R: 3 E: 0 K: 1 S: 15 H: 2 LOB: 0 BB: 1 P: 22	R: 3 E: 0 K: 0 S: 12 H: 2 LOB: 0 BB: 1 P: 18	R: 2 E: 0 K: 1 S: 16 H: 3 LOB: 2 BB: 1 P: 24	R: 3 E: 0 K: 1 S: 17 H: 4 LOB: 2 BB: 1 P: 26

1B: 10	SF: 0
2B: 3	SAC: 0
3B: 0	DP: 0
HR: 5	HBP: 1

WP: 1	PA: 50
PB: 0	
SB: 0	
CS: 0	

AB	45
R	14
H	18
RBI	14
BB	4
SO	6
LOB	21

PITCHER		IP	WLS	BF	H	R	ER	SO	BB	IBB	HBP	BLK	WP	HR	S	P	ERA	WHIP
47 Johnny Cueto, R ERA: 4.77	(1, 1)	5.1	L	26	8	5	5	3	1	0	1	0	1	2	57	84	8.44	1.688
51 Jared Burton, R ERA: 2.82	(6, 1)	1.2		9	3	4	4	1	1	0	0	0	0	2	21	27	21.60	2.400
38 Gary Majewski, R ERA: 5.73	(8, 1)	1.0		7	3	2	2	1	1	0	0	0	0	1	16	24	18.00	4.000
Mike Lincoln, R ERA: 4.9	(9, 1)	1.0		8	4	3	3	1	1	0	0	0	0	0	17	26	27.00	5.000

PITCHER		IP	WLS	BF	H	R	ER	SO	BB	IBB	HBP	BLK	WP	HR	S	P	ERA	WHIP

BOTTOM

Chicago Cubs @ Cincinnati Reds

Great American Ball Park, Cincinnati, OH

Sat Sep 06 2008, 7:10 PM EDT

Att. 41,204 - Partly Cloudy - 78 F

livebaseballscorecards.com

Batter	1	2	3	4	5	6	7	8	9	AB	R	H	RBI	BB	SO	LOB
21 Chris Dickerson, L (1, 7) OBP: 0.416, SLG: 0.663	C SI 90 B CH 82 X SI 90 1-1 ① G1-3		B SI 89 B SI 90 B SI 90 C SI 90 F SL 86 X CH 82 3-2 ① G3-1	B CH 82 B SL 87 B SI 91 B SI 89 4-0 1-2 2-3 3-H BB			F SI 90 B CH 80 F CH 79 S CH 82 1-3 ② K	C SL 87 B SL 85 B FC 89 S SL 85 F FF 93 X FC 89 2-2 ③ G4-3		4	0	0	1	1	1	2
Jeff Keppinger, R (1, 6) OBP: 0.312, SLG: 0.350	B SI 90 B SI 91 C SI 89 X SI 91 2-1 4 G6-4-3 1B		F SI 91 B SL 74 X CH 82 1-1 ② L7	C SI 91 D SL 78 B SL 76 X SI 90 2-1 ③ F7			C SI 90 X SL 76 0-1 ③ F8		B FF 92 C SL 86 B SL 86 X FF 92 2-1 19 BB 4 1B HR 1B	5	1	2	0	0	0	3
4 Brandon Phillips, R (1, 4) OBP: 0.315, SLG: 0.450	B CH 85 F SI 90 X SI 90 1-1 ② ③ G6-4-3 1-2f		X SL 88 0-0 1B		X SI 89 0-0 ① G5-3			B SI 88 B SI 90 F SI 87 B SI 90 F SI 87 B SI 88 4-2 32 BB 28 HBP E BB	C SL 87 D SL 82 B SL 86 B FF 91 X SL 87 3-1 19 BB 1-2 HR 1B	4	2	2	0	1	0	1
19 Joey Votto, L (1, 3) OBP: 0.363, SLG: 0.478		B CH 82 F CH 81 C SL 84 B SI 92 F CH 82 F CH 85 X CH 83 2-2 ① G6-3	X CH 82 0-0 ③ G1-3		B SI 89 X SI 87 1-0 ② G6-3			B SI 88 C SI 87 B CH 78 C SI 89 D CH 82 F SL 80 F SI 90 X CH 81 3-2 ① F8	B SL 80 B FF 92 S SL 85 B SL 84 B FF 90 4-1 1-2 2-3 HR BB	4	1	0	0	1	0	2
28 Edwin Encarnación, R (1, 5) OBP: 0.342, SLG: 0.475 Jolbert Cabrera, R (8, PR) OBP: 0.346, SLG: 0.493 (9, 5)		C SI 92 X SI 90 0-1 G4-3 32 BB 1B	S CH 82 B CH 84 B CH 82 F CH 80 B SI 92 X SI 91 3-2 1B BB 21 BB 1B	C SI 90 B SL 77 F SI 92 X CH 84 1-2 ③ F7				B FF 93 C SL 80 F FF 93 H FS 84 2-2 1-2 E HBP	X FF 94 0-0 1-H 2-H 3-H HR	3 1	1 2	2 1	0 4	0 0	0 0	0 0
32 Jay Bruce, L (1, 9) OBP: 0.313, SLG: 0.441		B SL 87 D CH 83 B SL 86 B SI 90 4-0 G4-3 1-2 BB	B CH 81 X SI 90 1-0 ① P6			B SI 90 F SI 91 B CH 82 F CH 80 X CH 83 2-2 ① P6		C FF 93 B FS 85 B FF 94 F FF 95 B SL 85 B SI 95 4-2 1-2 2-3 E 2B BB	C SL 84 B FF 95 C FF 95 X SL 82 1-2 ① G4-3	3	1	0	0	2	0	1
Corey Patterson, L (1, 8) OBP: 0.238, SLG: 0.338		X CH 82 0-0 ② G4-3 1-2 2-3	C SI 89 B SL 76 D CH 82 B SI 90 B SI 90 4-1 1-2 21 BB 1B BB			L SI 88 B CH 82 X SI 90 1-1 ② G4-3		C FF 94 F SL 84 F FF 96 B FS 86 X FS 88 1-2 1-2 2-H 3-H E3 2B	X FF 94 0-0 WP DI 1B	4	1	1	1	1	0	3
Paul Bako, L (1, 2) OBP: 0.281, SLG: 0.318		B CH 82 B CH 82 I IN 71 I IN 67 4-0 IBB	X SI 90 0-0 1-2 2-3 21 BB 1B			X SI 90 0-0 ③ G6-3		B FF 95 X FF 95 1-0 1-H 2-H 26 F9 2B	C FF 95 C FF 94 C FF 94 0-3 ② 1-2 K	4	0	2	2	1	1	1
47 Johnny Cueto, R (1, 1) OBP: 0.093, SLG: 0.025 51 Jared Burton, R (6, 1) Andy Phillips, R (7, PH) OBP: 0.282, SLG: 0.311 38 Gary Majewski, R (8, 1) 26 Wilkin Castillo, S (8, PH) OBP: 0.429, SLG: 0.500 Mike Lincoln, R (9, 1) Javier Valentin, S (9, PH) OBP: 0.308, SLG: 0.390		X SL 85 0-0 ③ F8	S SI 90 B SI 91 F SI 91 C SI 92 1-3 ② K				B SL 86 B SI 90 F SI 90 B SI 90 X SI 88 3-1 ① F8	B FF 90 F FF 91 B SL 88 F SL 86 B FC 87 X SL 85 3-2 ② F9 2-3	S SL 82 S SL 84 S SL 82 0-3 ③ K 2-3	2 0 1 0 1 0 1	0 0 0 0 0 0 0	0 0 0 0 0 0 0	0 0 0 0 0 0 0	1 0 0 0 0 1 1	0 0 0 0 2 0 0	6 0 0 0 0 0 1
Inning Stats	R: 0 E: 0 K: 0 S: 6 H: 1 LOB: 0 BB: 0 P: 10	R: 0 E: 0 K: 0 S: 9 H: 1 LOB: 3 BB: 2 P: 19	R: 0 E: 0 K: 0 S: 7 H: 1 LOB: 1 BB: 0 P: 11	R: 1 E: 0 K: 1 S: 11 H: 2 LOB: 3 BB: 2 P: 26	R: 0 E: 0 K: 0 S: 5 H: 0 LOB: 0 BB: 0 P: 7	R: 0 E: 0 K: 0 S: 6 H: 0 LOB: 0 BB: 0 P: 9	R: 0 E: 0 K: 1 S: 7 H: 0 LOB: 0 BB: 0 P: 11	R: 4 E: 1 K: 0 S: 23 H: 1 LOB: 2 BB: 2 P: 43	R: 4 E: 0 K: 2 S: 16 H: 4 LOB: 1 BB: 1 P: 26	1B: 8 2B: 1 3B: 0 HR: 1 SF: 0 SAC: 0 DP: 1 HBP: 1				WP: 1 PB: 0 SB: 0 CS: 0	PA: 45	

PITCHER		IP	WLS	BF	H	R	ER	SO	BB	IBB	HBP	BLK	WP	HR	S	P	ERA	WHIP
Jason Marquis, R ERA: 4.36	(1, 1)	7.1	W	31	5	2	2	2	4	1	0	0	0	0	58	107	2.46	1.227
29 Jeff Samardzija, R ERA: 2.05	(8, 1)	0.0		4	1	3	2	0	1	0	1	0	0	0	9	17	∞	∞
48 Neal Cotts, L ERA: 4.02	(8, 1)	0.2		2	0	0	0	0	0	0	0	0	0	0	7	12	0.00	0.000
43 Michael Wuertz, R ERA: 4.02	(9, 1)	0.0		3	2	3	3	0	1	0	0	0	0	0	5	14	∞	∞
49 Carlos Marmol, R ERA: 2.67	(9, 1)	1.0		5	2	1	1	2	0	0	0	0	1	1	11	12	9.00	2.000

PITCHER	IP	WLS	BF	H	R	ER	SO	BB	IBB	HBP	BLK	WP	HR	S	P	ERA	WHIP

AB	37
R	9
H	10
RBI	8
BB	7
SO	4
LOB	22

Chicago Cubs @ Cincinnati Reds

Great American Ball Park, Cincinnati, OH

Sun Sep 07 2008, 1:15 PM EDT

Att. 37,540 - Partly Cloudy - 75 F

livebaseballscorecards.com

Batter	1	2	3	4	5	6	7	8	9	AB	R	H	RBI	BB	SO	LOB
12 Alfonso Soriano, R (1, 7) OBP: 0.348, SLG: 0.554	X FF 88 0-0 ① F9		B FF 88 B FF 88 C FF 89 B FF 88 F FF 89 S SL 81 3-3 ③ K		B FF 89 B FF 89 B FF 90 F FF 90 X SL 81 3-1 ②③ G5-3 2-3f		S FF 90 B FF 89 F FF 89 B FF 89 B SL 80 B SL 78 F SL 79 F SL 80 B FF 92 4-2 6 S BB		B FF 95 C FF 94 B FF 95 F FF 95 B FF 95 B SL 87 4-2 25 S BB	3	0	0	0	2	1	2
6 Micah Hoffpauir, L (1, 9) OBP: 0.388, SLG: 0.467 48 Neal Cotts, L (7, 1) 49 Carlos Marmol, R (7, 1) Daryle Ward, L (9, PH) OBP: 0.327, SLG: 0.384 Kerry Wood, R (9, 1)	C FF 89 B FF 88 F FF 89 B FF 90 X FF 90 2-2 ② G4-3			F FF 86 B FF 87 F FF 87 F FF 88 B FF 89 X SL 79 2-2 16 1B 25 1B 18 G6-4-3 1B		X FF 86 0-0 ① F8	1 SAFE B SI 89 B FF 90 B FF 91 F FF 90 S FF 91 B SI 92 4-2 25 FC6-4 1-2 BB		X FF 95 0-0 ② P5	3 0 0 1 0	1 0 0 0 0	1 0 0 0 0	0 0 0 0 0	1 0 0 0 0	0 0 0 0 0	0 0 0 1 0
25 Derrek Lee, R (1, 3) OBP: 0.367, SLG: 0.465	X FF 89 0-0 ③ F9			S SL 80 X FF 90 0-1 18 G6-4-3 16 1B 1-2 1B		S SL 80 C FF 89 X SL 79 0-2 ② G6-3	X SL 82 0-0 ③ FC6-4 1-2f		1 SAFE P PO 80 S SL 88 B FF 94 B FF 95 S SL 89 B FF 96 4-2 1-2 BB	4	0	1	0	1	0	3
16 Aramis Ramirez, R (1, 5) OBP: 0.371, SLG: 0.498		C SL 78 S SL 78 F FF 88 S SL 79 0-3 ① K		D SL 79 B SL 80 B SL 82 C FF 90 C FF 90 X FF 91 3-2 18 G6-4-3 1-2 2-3 1B		C FF 88 S SL 80 S SL 80 0-3 ③ K		S SL 82 B FF 87 F FF 87 X SL 79 1-2 2B	B FF 96 X SL 89 1-0 ③ F8	5	0	2	0	0	2	2
18 Geovany Soto, R (1, 2) OBP: 0.368, SLG: 0.509		B FF 87 B FF 87 F FF 89 F FF 88 X SL 80 2-2 ② G5-3		C FF 90 F FF 90 D SL 81 D SL 81 X FF 92 2-2 ①② G6-4-3 1-2f 2-3 3-H			H CH 84 1-0 HBP 2B HBP	C SI 86 B CH 85 C FF 87 B FF 88 T SL 82 2-2 ① K		3	1	0	0	0	1	3
Mark DeRosa, R (1, 4) OBP: 0.382, SLG: 0.487		B FF 89 C SL 78 B FF 89 B FF 88 B SL 80 4-1 BB		B FF 91 B FF 90 F FF 90 X FF 91 2-1 ③ G5-3			D SL 80 F SL 79 F FF 88 F FF 88 F SL 81 H FF 88 2-2 2B 17 SF9 1-2 HBP	B SL 82 B SL 79 X FF 87 2-0 ② P5		2	1	0	0	1	0	2
Jim Edmonds, L (1, 8) OBP: 0.343, SLG: 0.468		X FF 89 0-0 ③ P6			C CU 70 F CU 70 B FF 88 B FF 89 C FF 89 2-3 ① K		F FF 89 B FF 89 B FF 89 X FF 90 2-1 ① F8	I I I I 4-0 IBB		3	0	0	0	1	1	3
2 Ryan Theriot, R (1, 6) OBP: 0.390, SLG: 0.363 Ronny Cedeno, R (6, 6) OBP: 0.347, SLG: 0.374			C CU 77 B FF 87 X FF 88 1-1 ① G5-3		B FF 90 X SL 80 1-0 12 G5-3 45 1B 1B		D FF 87 X FF 88 1-0 17 SF9 1-3 2-H 2B	B SL 81 X SL 81 1-0 ③ F9		2 2	0 0	1 1	0 1	0 0	0 0	0 2
45 Sean Marshall, L (1, 1) OBP: 0.417, SLG: 0.417 17 Mike Fontenot, L (7, PH) OBP: 0.388, SLG: 0.531 1 Kosuke Fukudome, L (7, 9) OBP: 0.362, SLG: 0.382		C FF 86 S FF 88 S FF 89 0-3 ② K		B FF 89 C FF 89 L FF 89 B FF 90 X FF 91 2-2 1-2 1B			X SL 83 0-0 ② SF9 2-3 3-H		B FF 93 C FF 93 F CH 84 F SL 85 F FF 94 B FF 96 F CH 86 F FF 96 S SL 88 2-3 ① K	2 0 1	0 0 0	1 0 0	0 1 0	0 0 0	1 0 1	0 0 0
Inning Stats	R: 0 E: 0 K: 0 S: 5 H: 0 LOB: 0 BB: 0 P: 7	R: 0 E: 0 K: 1 S: 9 H: 0 LOB: 1 BB: 1 P: 15	R: 0 E: 0 K: 2 S: 8 H: 0 LOB: 0 BB: 0 P: 12	R: 1 E: 0 K: 0 S: 14 H: 3 LOB: 1 BB: 0 P: 23	R: 0 E: 0 K: 1 S: 9 H: 2 LOB: 1 BB: 0 P: 17	R: 0 E: 0 K: 1 S: 7 H: 0 LOB: 0 BB: 0 P: 7	R: 2 E: 0 K: 0 S: 16 H: 1 LOB: 3 BB: 2 P: 30	R: 0 E: 0 K: 1 S: 8 H: 1 LOB: 2 BB: 1 P: 18	R: 0 E: 0 K: 1 S: 14 H: 0 LOB: 2 BB: 2 P: 24	1B: 5 2B: 2 3B: 0 HR: 0 SF: 1 SAC: 0 DP: 2 HBP: 2	WP: 0 PB: 0 SB: 2 CS: 0 PA: 40					

	AB	31
	R	3
	H	7
	RBI	2
	BB	6
	SO	7
	LOB	18

PITCHER		IP	WLS	BF	H	R	ER	SO	BB	IBB	HBP	BLK	WP	HR	S	P	ERA	WHIP
39 Aaron Harang, R ERA: 5.18	(1, 1)	7.0		30	6	3	3	5	3	0	2	0	0	0	68	111	3.86	1.286
David Weathers, R ERA: 3.23	(8, 1)	1.0		5	1	0	0	1	0	1	0	0	0	0	8	18	0.00	1.000
48 Francisco Cordero, R ERA: 3.47	(9, 1)	1.0	W	5	0	0	0	1	2	0	0	0	0	0	14	24	0.00	2.000

PITCHER		IP	WLS	BF	H	R	ER	SO	BB	IBB	HBP	BLK	WP	HR	S	P	ERA	WHIP

Chicago Cubs @ Cincinnati Reds

Great American Ball Park, Cincinnati, OH

Sun Sep 07 2008, 1:15 PM EDT

Att. 37,540 - Partly Cloudy - 75 F

livebaseballscorecards.com

BOTTOM

Batter	1	2	3	4	5	6	7	8	9	AB	R	H	RBI	BB	SO	LOB
Jolbert Cabrera, R (1, 7) OBP: 0.337, SLG: 0.474	C SI 87 X FF 89 0-1 G5-3 ①		B CU 70 F SL 85 F CH 87 B CU 71 S FF 89 2-3 K ①		B CU 70 B SL 85 S CH 82 C FF 88 F SL 86 B CU 72 F FF 88 F SL 85 S SI 89 3-3 K ②			C SL 84 B FF 93 B SL 84 X SL 83 2-1 G5-3 ① T CU 80 X FF 96 0-1 2-3 3-H 1B		5	0	1	1	0	2	1
Jeff Keppinger, R (1, 6) OBP: 0.312, SLG: 0.348	B SI 89 C SI 88 C CH 84 B SL 86 X CU 73 2-2 G6-3 ②		B SI 88 B CH 85 C SI 88 F SL 86 F FF 88 X FF 89 3-2 G6-3 ②		C FF 88 D CH 84 B FF 88 X SL 85 2-1 L8 ③			B FF 94 B FF 94 B FF 94 B FF 94 4-0 BB		3	0	0	0	1	0	1
4 Brandon Phillips, R (1, 4) OBP: 0.313, SLG: 0.446	C SI 89 T CH 86 B SL 87 S CU 74 1-3 K ③		B SI 87 F SI 87 B SL 85 F SL 86 B CU 73 F SL 85 X SL 85 3-2 G4-3 ③			C CU 70 B CH 81 F CH 82 B CU 71 F CH 86 F SL 84 X CU 72 2-2 G6-3 ①		B SL 83 C SL 82 C SL 82 1 SAFE S FF 94 1-3 K ②		4	0	0	0	0	2	1
19 Joey Votto, L (1, 3) OBP: 0.362, SLG: 0.475		F SI 88 F CU 71 B CU 74 X CU 74 1-2 L4 ①		B CU 70 B SL 85 F SL 86 B FF 87 C SL 85 F SL 85 B SI 89 4-2 32 1B 32 S 29 F7-2 BB		B CH 85 C SL 84 F FF 87 X SL 81 1-2 L7 ②		B FF 94 B SL 85 C SL 82 F SL 84 X FF 94 2-2 G4-3 ③		3	0	0	0	1	0	1
28 Edwin Encarnación, R (1, 5) OBP: 0.344, SLG: 0.476		B FF 89 B CH 85 B FF 88 C FF 89 X SL 87 3-1 29 BB 32 HBP SF9 1B		C SL 85 X CH 83 0-1 P3 ①		S SL 86 C CU 73 F FF 87 B CU 72 X SL 85 1-2 L5 ③			B CU 80 F FF 94 B FF 95 F FF 95 X CU 80 2-2 E8 29 FC3-5 1B	4	1	2	0	0	0	1
32 Jay Bruce, L (1, 9) OBP: 0.318, SLG: 0.442		C FF 87 D CU 73 1 SAFE S SL 86 H SI 89 2-2 29 BB 1-2 HBP		1 SAFE F FF 87 B SL 85 T CU 72 X CU 72 1-2 1-3 1B			S SL 84 C SL 87 F FF 91 B FF 91 C SL 86 1-3 K ①		B FF 95 B FF 95 B CU 81 C FF 93 B FF 95 4-1 BB 21 2B 29 FC3-5 BB	2	1	1	0	1	1	0
29 Ryan Hanigan, R (1, 2) OBP: 0.392, SLG: 0.465		B FF 87 F CH 86 B CU 72 B CH 83 B SL 85 4-1 1-2 2-3 BB		B CH 87 1 SAFE 1 SAFE S SL 87 X FF 88 1-1 F7-2 ②③ 3-H			B SI 93 B FF 90 C SI 90 X FF 90 2-1 E1		B FF 94 C FF 93 B FF 94 X FF 94 2-1 FC3-5 ① BB 21 2B 1-2 2-3f	3	1	0	0	1	0	4
Corey Patterson, L (1, 8) OBP: 0.239, SLG: 0.339 Javier Valentin, S (9, PH) OBP: 0.313, SLG: 0.390 26 Wilkin Castillo, S (9, PR) OBP: 0.429, SLG: 0.500		X SL 86 0-0 SF9 ② 3-H	X SL 84 0-0 39 SH1-4 1B				S SL 87 X SL 87 0-1 F7 ②		F CU 82 S FF 95 B FF 96 B CU 82 B FF 95 F SL 91 B SL 90 4-2 21 2B 1B 1-2 2-3 BB	2 0 0	0 0 1	1 0 0	1 0 0	0 1 0	0 0 0	1 0 0
39 Aaron Harang, R (1, 1) OBP: 0.130, SLG: 0.152 Andy Phillips, R (7, PH) OBP: 0.258, SLG: 0.306 David Weathers, R (8, 1) 48 Francisco Cordero, R (9, 1) 21 Chris Dickerson, L (9, PH) OBP: 0.422, SLG: 0.678		F SL 86 B CU 73 B SL 86 S SI 87 F SL 87 X FF 88 2-2 G2-3 ③			B CH 85 X CH 86 1-0 SH1-4 ① 1-2		B SL 82 C SL 82 C SL 83 B SL 83 S FF 94 2-3 K ③		B CU 81 F FF 94 B CU 81 S FF 94 X FF 95 2-2 1B 1-3 2-H 3-H 2B	1 1 0 0 1	0 0 0 0 0	0 0 0 0 1	0 0 0 0 2	0 1 0 0 0	0 1 0 0 0	2 1 0 0 0
Inning Stats	R: 0 E: 0 K: 1 S: 8 H: 0 LOB: 0 BB: 0 P: 11	R: 1 E: 0 K: 0 S: 13 H: 1 LOB: 2 BB: 1 P: 25	R: 0 E: 0 K: 1 S: 11 H: 0 LOB: 0 BB: 0 P: 19	R: 0 E: 0 K: 0 S: 10 H: 1 LOB: 1 BB: 1 P: 16	R: 0 E: 0 K: 1 S: 10 H: 1 LOB: 1 BB: 0 P: 16	R: 0 E: 0 K: 0 S: 12 H: 0 LOB: 0 BB: 0 P: 16	R: 0 E: 1 K: 2 S: 11 H: 0 LOB: 1 BB: 0 P: 16	R: 0 E: 0 K: 1 S: 8 H: 0 LOB: 1 BB: 1 P: 17	R: 3 E: 1 K: 0 S: 14 H: 3 LOB: 2 BB: 2 P: 28	1B: 5 2B: 2 3B: 0 HR: 0 SF: 1 SAC: 1 DP: 1 HBP: 1						

	AB	R	H	RBI	BB	SO	LOB
	29	4	6	4	5	6	13

WP: 0 PB: 0 SB: 1 CS: 0 PA: 37

PITCHER		IP	WLS	BF	H	R	ER	SO	BB	IBB	HBP	BLK	WP	HR	S	P	ERA	WHIP
45 Sean Marshall, L ERA: 3.77	(1, 1)	6.0		23	3	1	1	3	2	0	1	0	0	0	64	103	1.50	0.833
48 Neal Cotts, L ERA: 3.94	(7, 1)	0.2	H	3	0	0	0	1	0	0	0	0	0	0	8	11	0.00	0.000
49 Carlos Marmol, R ERA: 2.62	(7, 1)	1.1	H	5	0	0	0	2	1	0	0	0	0	0	11	22	0.00	0.750
Kerry Wood, R ERA: 3.26	(9, 1)	0.1	L	6	3	3	3	0	2	0	0	0	0	0	14	28	81.00	15.000

PITCHER	IP	WLS	BF	H	R	ER	SO	BB	IBB	HBP	BLK	WP	HR	S	P	ERA	WHIP

Batter	1	2	3	4	5	6	7	8	9	AB	R	H	RBI	BB	SO	LOB
12 Alfonso Soriano, R (1, 7) OBP: 0.344, SLG: 0.548	F SI 92 S SI 92 B SI 92 B SL 88 F SL 86 S SI 93 2-3 **K** ①		B SL 84 S SL 85 C SI 91 B SL 84 X SL 85 2-2 **P3** ①	B SL 86 X SI 91 1-0 **L7** ③		C FF 98 S FF 96 B FF 96 F FF 97 B FC 90 X FF 98 2-2 **F9** ③			B FF 96 1 SAFE C FF 95 F SL 85 B FF 96 X SL 86 2-2 **G5-4-3** ① ② 1-2f	5	0	0	0	0	1	6
2 Ryan Theriot, R (1, 6) OBP: 0.390, SLG: 0.367	C SI 92 B SI 92 F SI 92 X SI 93 1-2 25 2B 1B		X SI 92 0-0 16 1B 3B		B SL 83 C SL 83 X SI 90 1-1 **G5-3** ①		S FS 83 C CH 85 S CU 74 0-3 **K** ①		B SL 85 B FF 95 C FF 96 X FF 95 2-1 **L4** ③	5	2	2	0	0	1	0
25 Derrek Lee, R (1, 3) OBP: 0.366, SLG: 0.465	B SI 92 1 SAFE X SI 92 1-0 16 2B 2B 1-H		B SL 85 B SL 86 X SI 92 2-0 **G1-3** ②		C SI 91 B SL 84 B SI 91 F SL 83 F SI 91 T SI 92 2-2 **K** ②		S FF 90 F FF 91 C FF 92 0-3 **K** ②			4	1	1	1	0	2	1
16 Aramis Ramirez, R (1, 5) OBP: 0.374, SLG: 0.502	C SI 93 X SI 92 0-1 2B 2-H		C SI 93 B SI 92 X SI 92 1-1 FC6-4 1B 3-H		C SI 92 S CH 84 B CH 84 B SI 92 X SI 91 2-2 **F9** ③		B CH 86 B SI 92 C FS 85 B FF 91 X FS 85 3-1 FC5-4 1B			4	0	3	2	0	0	0
Mark DeRosa, R (1, 9) (8, 4) OBP: 0.379, SLG: 0.483	S SL 87 B SI 93 B SL 86 C SI 93 S CH 83 2-3 **K** ②		B SL 84 B SL 85 C SI 92 C SL 85 X SI 92 2-2 **FC6-4** ③ 1-2f			X SL 84 0-0 **L9** ①	X FS 86 0-0 **FC5-4** ③ 1-2f			4	0	0	0	0	1	3
Jim Edmonds, L (1, 8) OBP: 0.345, SLG: 0.465 Felix Pie, L (8, PR) OBP: 0.286, SLG: 0.286 (8, 8)	F SI 93 C CH 83 D SL 86 B SI 94 S SI 94 2-3 **K** ③			C CU 74 X SI 91 0-1 **G4-3** ①		B SI 90 B SI 90 B SI 90 B SI 90 4-0 17 WP 18 1B BB		C SI 90 B FF 89 B CH 85 B SI 91 B CH 85 4-1 18 B1-6-3 BB		2 0	0 0	0 0	0 0	2 0	1 0	1 0
18 Geovany Soto, R (1, 2) OBP: 0.369, SLG: 0.509		C SI 92 C SI 90 S SL 84 0-3 **K** ①		B SL 83 C SI 91 X SI 91 1-1 46 1B 17 G4-3 1B		C SI 92 D CH 83 B SI 90 X SI 90 2-1 17 WP 1-2 1B		1 SAFE 1 SAFE P PO 85 1 SAFE L FS 85 1 SAFE B CH 86 1 SAFE X FF 90 2-1 **B1-6-3** ① ② 1-2f		4	0	2	0	0	1	1
17 Mike Fontenot, L (1, 4) OBP: 0.385, SLG: 0.524 49 Carlos Marmol, R (8, 1)		F SI 91 F CU 76 B SI 92 X CH 83 1-2 **G3-1** ②		B CU 75 C SI 91 D CH 82 1 SAFE B SI 91 F SI 90 X CU 75 3-2 **G4-3** ② 1-2		B CU 74 B CH 82 I IN 66 I IN 67 4-0 1-2 2-3 IBB		X SI 86 0-0 **G3-1** ③		3 0	0 0	0 0	0 0	1 0	0 0	2 0
46 Ryan Dempster, R (1, 1) OBP: 0.190, SLG: 0.196 1 Kosuke Fukudome, L (8, 9) OBP: 0.363, SLG: 0.382		B SI 92 X SI 92 1-0 **L5** ③		S SL 84 B SL 84 B SI 91 S SI 90 F SL 83 F SI 92 B SI 93 X SI 92 3-2 2-3 1B		S FF 96 B FF 96 C FF 97 S FF 97 1-3 **K** ②			B FF 91 B SL 86 F FF 91 B FF 92 4-1 12 G5-4-3 BB	3 0	0 0	1 0	0 0	0 0	1 0	3 0
Inning Stats	R: 2 E: 0 K: 3 S: 16 H: 3 LOB: 1 BB: 0 P: 24	R: 0 E: 0 K: 1 S: 7 H: 0 LOB: 0 BB: 0 P: 9	R: 1 E: 0 K: 0 S: 10 H: 2 LOB: 1 BB: 0 P: 17	R: 0 E: 0 K: 0 S: 13 H: 2 LOB: 2 BB: 0 P: 21	R: 0 E: 0 K: 1 S: 9 H: 0 LOB: 0 BB: 0 P: 14	R: 0 E: 0 K: 1 S: 10 H: 1 LOB: 3 BB: 2 P: 23	R: 0 E: 0 K: 2 S: 9 H: 1 LOB: 1 BB: 0 P: 12	R: 0 E: 0 K: 0 S: 5 H: 0 LOB: 1 BB: 1 P: 10	R: 0 E: 0 K: 0 S: 6 H: 0 LOB: 0 BB: 1 P: 14	1B: 6 2B: 2 3B: 1 HR: 0 SF: 0 SAC: 0 DP: 2 HBP: 0						

PITCHER		IP	WLS	BF	H	R	ER	SO	BB	IBB	HBP	BLK	WP	HR	S	P	ERA	WHIP
26 Kyle Lohse, R ERA: 3.8	(1, 1)	5.1		26	8	3	3	5	1	1	0	0	1	0	58	98	5.06	1.688
30 Jason Motte, R ERA:	(6, 1)	0.2		2	0	0	0	1	0	0	0	0	0	0	7	10	0.00	0.000
31 Ryan Franklin, R ERA: 3.75	(7, 1)	2.0		7	1	0	0	2	1	0	0	0	0	0	14	22	0.00	1.000
Ron Villone, L ERA: 5.11	(9, 1)	0.0		1	0	0	0	0	1	0	0	0	0	0	1	5	∞	∞
34 Chris Perez, R ERA: 3.41	(9, 1)	1.0	W	2	0	0	0	0	0	0	0	0	0	0	5	9	0.00	0.000

PITCHER	IP	WLS	BF	H	R	ER	SO	BB	IBB	HBP	BLK	WP	HR	S	P	ERA	WHIP

TOP

Chicago Cubs @ St. Louis Cardinals

Busch Stadium, St. Louis, MO

Tue Sep 09 2008, 7:15 PM CDT
Att. 43,806 - Clear - 65 F

livebaseballscorecards.com

AB	34
R	3
H	9
RBI	3
BB	4
SO	8
LOB	17

WP: 1 PA: 38
PB: 0
SB: 0
CS: 0

BOTTOM

Chicago Cubs @ St. Louis Cardinals

Busch Stadium, St. Louis, MO

Tue Sep 09 2008, 7:15 PM CDT

Att. 43,806 - Clear - 65 F

livebaseballscorecards.com

Batter	1	2	3	4	5	6	7	8	9	AB	R	H	RBI	BB	SO	LOB
55 Skip Schumaker, L (1, 8) OBP: 0.366, SLG: 0.419	C SI 90 F FS 81 S SI 92 0-3 ① K		B FS 83 X FS 83 1-0 1B			B SI 92 F SI 93 B SI 92 X SI 93 2-1 1B 5 HR 2B	B FS 84 B FS 83 C SI 93 F SI 92 F FS 83 S FS 84 2-3 ② K			4	1	2	0	0	2	0
8 Troy Glaus, R (1, 5) OBP: 0.371, SLG: 0.472 Aaron Miles, S (4, 4) OBP: 0.354, SLG: 0.394	X SI 92 0-0 ② F9		C SL 85 1 SAFE S SL 87 S SI 92 0-3 ③ K			X SI 92 0-0 2-3 5 HR 1B	B SL 85 C FS 83 B FS 85 F SI 93 B SI 93 F SI 93 X FS 84 3-2 ③ F8			2 2	0 1	0 1	0 0	0 0	1 0	1 0
5 Albert Pujols, R (1, 3) OBP: 0.467, SLG: 0.655	B SI 93 C SI 93 X SL 87 1-1 ③ G6-3			B SI 92 X SI 93 1-0 ① F9		X SI 93 0-0 1-H 3-H HR		C FF 96 X FF 96 0-1 47 L1-3 1B		4	1	2	3	0	0	0
47 Ryan Ludwick, R (1, 9) OBP: 0.372, SLG: 0.582		S FS 86 X SL 87 0-1 ① G5-3		F SI 91 B SL 87 B SL 87 C SL 87 X SL 87 2-2 24 1B 1B		C SL 87 X SI 93 0-1 ① P4		1 SAFE 1 SAFE C SL 84 S FF 95 X SL 83 0-2 ①② L1-3 1-1		4	0	1	0	0	0	1
24 Rick Ankiel, L (1, 7) OBP: 0.337, SLG: 0.506		B SI 93 B FS 83 C FS 82 S FS 83 S FS 85 2-3 ② K		B SI 92 D FS 83 B FF 92 X SI 92 3-0 4 G5-4-3 1-3 1B		C FS 84 S FS 83 B FS 84 F SI 92 B SI 93 F FS 84 B SL 86 X FS 82 3-2 ② F8		B FF 94 C SL 84 B SL 82 S FF 96 C FF 94 2-3 ③ K		4	0	1	0	0	2	0
4 Yadier Molina, R (1, 2) OBP: 0.352, SLG: 0.396 13 Brendan Ryan, R (9, PR) OBP: 0.299, SLG: 0.286		C SI 93 B SI 94 C SI 93 F SI 94 F SL 87 B SI 93 B FS 84 B SI 94 4-2 BB		F SI 92 F SI 92 X SI 92 0-2 ②③ G5-4-3 1-2f		B SL 87 B SI 93 B SI 93 C FF 93 B SI 93 4-1 2B BB			S FF 96 X FF 96 0-1 23 SH5-4 BLK FC4 1B	2 0	0 1	1 0	0 0	2 0	0 0	2 0
Felipe Lopez, S (1, 4) OBP: 0.331, SLG: 0.359 (4, 5)		B SI 91 B FS 82 F SI 93 X SI 93 2-1 ③ F8			B FF 89 B SL 85 C SI 92 B SI 93 X SI 92 3-1 ① G6-3	S FS 84 X SI 92 0-1 1-3 2B			1 SAFE B FF 95 1 SAFE 1 SAFE C SL 82 1 SAFE S SL 84 F FF 97 D SL 83 4-2 1-2 FC4 23 SH5-4 BB	3	0	1	0	1	0	1
26 Kyle Lohse, R (1, 1) OBP: 0.103, SLG: 0.121 30 Jason Motte, R (6, 1) Adam Kennedy, L (6, PH) OBP: 0.309, SLG: 0.330 31 Ryan Franklin, R (7, 1) Ron Villone, L (9, 1) 34 Chris Perez, R (9, 1) 23 Brian Barden, R (9, PH)			C FF 91 X FF 93 0-1 ① L4		F SI 93 B SI 93 C SL 86 X SL 87 1-2 ② G4-3	B FS 83 C FS 83 F SI 92 S SI 92 1-3 ③ K			L FF 94 X FF 95 0-1 ① SH5-4 1-2 2-3	2 0 1 0 0 0 0	0 0 0 0 0 0 0	0 0 0 0 0 0 0	0 0 0 0 0 0 0	0 0 1 0 0 0 0	0 0 0 0 0 0 0	0 0 2 0 0 0 0
Cesar Izturis, S (1, 6) OBP: 0.308, SLG: 0.292			F SI 92 L SI 93 S FS 84 0-3 ② K		B SI 92 X SI 93 1-0 ③ F7		C SI 91 X SL 87 0-1 ① G6-3		B FF 94 B FF 95 S SL 81 X FF 96 2-1 2-3 3-H FC4	4	0	0	1	0	1	2

Inning Stats																				
	R: 0 E: 0 K: 1 S: 6	H: 0 LOB: 0 BB: 0 P: 7	R: 0 E: 0 K: 1 S: 11	H: 0 LOB: 1 BB: 1 P: 19	R: 0 E: 0 K: 2 S: 9	H: 1 LOB: 1 BB: 0 P: 10	R: 0 E: 0 K: 0 S: 8	H: 2 LOB: 1 BB: 0 P: 14	R: 0 E: 0 K: 0 S: 6	H: 0 LOB: 0 BB: 0 P: 11	R: 3 E: 0 K: 1 S: 17	H: 4 LOB: 2 BB: 1 P: 27	R: 0 E: 0 K: 1 S: 10	H: 0 LOB: 0 BB: 0 P: 15	R: 0 E: 0 K: 1 S: 8	H: 1 LOB: 0 BB: 0 P: 10	R: 1 E: 0 K: 0 S: 13	H: 1 LOB: 2 BB: 1 P: 19	1B: 6 2B: 3 3B: 0 HR: 1	SF: 0 SAC: 1 DP: 2 HBP: 0	WP: 0 PB: 0 SB: 0 CS: 0	PA: 36

PITCHER		IP	WLS	BF	H	R	ER	SO	BB	IBB	HBP	BLK	WP	HR	S	P	ERA	WHIP
46 Ryan Dempster, R ERA: 3.02	(1, 1)	7.0		29	7	3	3	6	2	0	0	0	0	1	67	103	3.86	1.286
49 Carlos Marmol, R ERA: 2.69	(8, 1)	1.1	L	7	2	1	1	1	1	0	0	1	0	0	21	29	6.75	2.250

PITCHER	IP	WLS	BF	H	R	ER	SO	BB	IBB	HBP	BLK	WP	HR	S	P	ERA	WHIP

AB	32
R	4
H	9
RBI	4
BB	3
SO	7
LOB	9

Chicago Cubs @ St. Louis Cardinals

Busch Stadium, St. Louis, MO

Wed Sep 10 2008, 7:15 PM CDT

Att. 43,955 - Clear - 72 F

TOP

livebaseballscorecards.com

Batter	1	2	3	4	5	6	7	8	9	AB	R	H	RBI	BB	SO	LOB
12 Alfonso Soriano, R (1, 7) OBP: 0.347, SLG: 0.547	B SI 89 F SI 92 B SL 87 B SL 86 F SI 91 X SL 88 3-2 2 FC6-4 1B	F SI 92 X SI 91 0-1 FC5 16 1B 1-3 2-H 3-H		X SI 89 0-0 2 G6-4-3 1B		F FF 97 S FF 96 B FF 96 B FF 96 B FF 96 F FF 98 B FF 97 4-2 BB		C SL 84 S FF 91 B SI 92 B FF 90 S SL 85 2-3 K ③		4	1	2	1	1	1	2
2 Ryan Theriot, R (1, 6) OBP: 0.386, SLG: 0.364	1 SAFE B SL 87 C SI 92 X SL 87 1-1 ① FC6-4 16 1B 1-2f	C SL 87 D SI 92 F SI 92 F SL 87 X SI 92 1-2 ① G5-3		D SL 86 1 SAFE C FF 89 F SI 88 B SI 90 F SL 85 X SI 90 2-2 ① ② G6-4-3 1-2f		C FF 98 B FF 93 F FF 98 F FF 97 B FF 94 S FF 97 2-3 ② K			X SI 94 0-0 ① L4	5	0	0	0	0	1	6
25 Derrek Lee, R (1, 3) OBP: 0.364, SLG: 0.462	C SI 92 B SI 89 F SI 91 B SI 93 1 SAFE S FS 82 2-3 ② K	F FS 83 X SI 91 0-1 ② FC6-2 18 BB 16 1B 3-H		B SI 90 X SI 91 1-0 16 FC4-6 1B		C FF 98 S FF 97 B FF 97 S FF 97 1-3 ③ K			B SI 94 B SI 95 F FF 95 F FF 94 F SI 94 X SL 84 2-2 ② F9	5	0	1	0	0	2	5
16 Aramis Ramirez, R (1, 5) OBP: 0.374, SLG: 0.501	B SI 92 X SI 90 1-0 1-3 1B	C SI 88 B SL 86 T SI 89 B SI 91 F FS 81 F SI 93 B SL 87 X FS 82 3-2 18 BB 1-2 2-H 1B		S FS 82 B SI 90 C SI 90 F SI 90 X SI 91 1-2 ③ FC4-6 1-2f			F SI 91 X SI 91 0-1 ① G5-3		B SI 95 F SL 86 X SI 94 1-1 ③ F8	5	0	2	1	0	0	1
18 Geovany Soto, R (1, 2) OBP: 0.368, SLG: 0.505	B SL 86 B SL 86 S FS 84 B SI 91 X FS 83 3-1 ③ G6-3	B SL 85 B SI 92 B SL 86 C SI 91 C FS 81 B SL 87 4-2 1-2 2-3 BB			B SI 90 X SL 84 1-0 ① G5-3		C SI 90 C CU 82 C SL 80 0-3 ②			3	0	0	0	1	1	2
1 Kosuke Fukudome, L (1, 9) OBP: 0.362, SLG: 0.381		C SI 90 B SI 90 S FS 82 X FS 82 1-2 1B 1B 1B C FS 83 B SI 90 B SI 92 B SI 93 C FS 81 3-3 K		B SI 90 C SI 89 B SI 89 X FS 81 2-1 ② G1-3			X SI 92 0-0 ③ G3-1			4	1	1	0	0	1	3
Mark DeRosa, R (1, 4) OBP: 0.378, SLG: 0.481		C SI 91 B SI 90 1 SAFE F FS 80 B SI 90 F FS 81 F SI 90 X SL 88 2-2 30 E 12 FC5 1B 1-3	C SI 89 C SI 90 B FF 88 F SI 89 S FS 83 1-3 ① K	S SL 85 S FS 83 B FS 81 F SI 90 F FS 82 S FS 83 1-3 ③ K				B FF 91 B FF 91 F FF 91 C FF 92 B SL 84 X FF 92 3-2 ① F8		4	1	1	0	0	2	0
Felix Pie, L (1, 8) OBP: 0.311, SLG: 0.292		B FS 84 F SI 92 X FS 85 1-1 12 FC5 30 E 12 E 1-2 3-H 1B	B SI 91 F SI 91 M SI 90 X SL 86 1-2 ② P5			B SL 79 B SI 89 B FF 90 B FF 90 4-0 30 SH2-3 BB		B FF 92 F FF 92 B SL 85 F SL 83 B SL 82 B SL 85 4-2 30 SH1-3 BB		2	1	1	1	2	0	0
30 Ted Lilly, L (1, 1) OBP: 0.179, SLG: 0.182 Kerry Wood, R (9, 1)	L B X 1-1 FC2 12 E 25 FC6-2 1-2 2-3	B SI 89 C FF 90 S FS 84 X FF 91 1-2 ③ P6				B FF 95 1 SAFE L FF 96 X FF 97 1-1 ① SH2-3 1-2		B FF 91 X FF 91 1-0 ② SH1-3 1-2		2 0	0 0	0 0	0 0	0 0	0 0	2 0

	AB	34
	R	4
	H	8
	RBI	3
	BB	4
	SO	8
	LOB	21

Inning Stats																								
	R: 0 E: 0 K: 1 S: 11	H: 2 LOB: 2 BB: 0 P: 21	R: 4 E: 2 K: 1 S: 30	H: 4 LOB: 3 BB: 1 P: 46	R: 0 E: 0 K: 1 S: 10	H: 0 LOB: 0 BB: 0 P: 13	R: 0 E: 0 K: 0 S: 10	H: 2 LOB: 1 BB: 0 P: 14	R: 0 E: 0 K: 1 S: 8	H: 0 LOB: 0 BB: 0 P: 12	R: 0 E: 0 K: 2 S: 12	H: 0 LOB: 2 BB: 2 P: 24	R: 0 E: 0 K: 1 S: 6	H: 0 LOB: 0 BB: 0 P: 6	R: 0 E: 0 K: 1 S: 9	H: 0 LOB: 1 BB: 1 P: 19	R: 0 E: 0 K: 0 S: 7	H: 0 LOB: 0 BB: 0 P: 10	1B: 8 2B: 0 3B: 0 HR: 0	SF: 0 SAC: 2 DP: 1 HBP: 0	WP: 0 PB: 0 SB: 0 CS: 0	PA: 40

PITCHER		IP	WLS	BF	H	R	ER	SO	BB	IBB	HBP	BLK	WP	HR	S	P	ERA	WHIP
Braden Looper, R ERA: 4.02	(1, 1)	5.0	L	25	8	4	1	4	1	0	0	0	0	0	69	106	1.80	1.800
Randy Flores, L ERA: 4.44	(6, 1)	0.0		1	0	0	0	0	1	0	0	0	0	0	0	4	∞	∞
30 Jason Motte, R ERA:	(6, 1)	1.0		4	0	0	0	2	1	0	0	0	0	0	12	20	0.00	1.000
52 Josh Kinney, R ERA:	(7, 1)	1.0		3	0	0	0	1	0	0	0	0	0	0	6	6	0.00	0.000
Ron Villone, L ERA: 5.0	(8, 1)	1.0		4	0	0	0	1	1	0	0	0	0	0	9	19	0.00	1.000

PITCHER		IP	WLS	BF	H	R	ER	SO	BB	IBB	HBP	BLK	WP	HR	S	P	ERA	WHIP
Kelvin Jimenez, R ERA: 5.29	(9, 1)	1.0		3	0	0	0	0	0	0	0	0	0	0	7	10	0.00	0.000

Batter	1	2	3	4	5	6	7	8	9	AB	R	H	RBI	BB	SO	LOB
Cesar Izturis, S (1, 6) OBP: 0.310, SLG: 0.295	C FF 84 F SL 84 F FF 88 X CU 71 0-2 F8 5 G6-3 BLK 1B		C FF 89 X FF 91 0-1 5 1B 1B		X FF 88 0-0 ③ F9			B FF 88 C SL 82 X SL 83 1-1 ③ G6-3		4	1	2	0	0	0	0
Felipe Lopez, S (1, 5) OBP: 0.330, SLG: 0.358	1 SAFE B SL 86 B FF 89 F FF 90 F FF 89 X FF 90 2-2 ① F8 1-3		B FF 91 B SL 86 C FF 90 F SL 85 F FF 93 X SL 86 2-2 5 1B 1-2 1B			B SL 85 B SL 84 X FF 87 2-0 ① P5			C FF 95 C FF 96 B FF 96 B FF 96 S SL 85 2-3 ① K2-3	4	0	1	0	0	1	1
5 Albert Pujols, R (1, 3) OBP: 0.467, SLG: 0.655	X SL 87 0-0 ② G6-3 3-H		B SL 88 F SL 87 F SL 87 X CH 82 1-2 ③ 1-2 2-H 1B			B CU 72 C CH 80 B CH 80 B CU 67 F SL 87 F FF 92 F SL 86 S FF 92 3-3 ② K			C FF 97 X FF 97 0-1 47 HR 2B	4	1	2	1	0	1	0
47 Ryan Ludwick, R (1, 9) (9, 8) OBP: 0.371, SLG: 0.586	X FF 89 0-0 ③ F9			B FF 89 X SL 83 1-0 ① P3		B FF 88 B SL 86 B FF 90 C FF 88 C SL 84 F FF 90 S SL 84 3-3 ③ K			C SL 85 B FF 98 B SL 86 X FF 97 2-1 2-H HR	4	1	1	2	0	1	0
4 Yadier Molina, R (1, 2) OBP: 0.351, SLG: 0.395 21 Jason LaRue, R (5, 2) OBP: 0.312, SLG: 0.395 Aaron Miles, S (9, PH) OBP: 0.353, SLG: 0.393		F FF 90 B SL 87 X SL 86 1-1 ① F9		X FF 89 0-0 ② F8			F SL 84 F SL 86 B FF 91 X SL 87 1-2 ① L8		F FF 96 B CU 83 F FF 96 C SL 84 1-3 ② K	2 1 1	0 0 0	0 0 0	0 0 0	0 0 0	0 0 1	0 0 0
Josh Phelps, R (1, 7) OBP: 0.294, SLG: 0.294		B FF 91 C SL 86 C FF 91 B FF 92 C SL 87 2-3 ② K		B FF 90 F SL 87 B CU 72 B FF 90 C SL 85 F SL 85 X SL 86 3-2 1B			B CU 70 X SL 85 1-0 ② G5-3		B CU 82 B CU 83 X FF 96 2-0 ③ F8	4	0	1	0	0	1	0
Adam Kennedy, L (1, 4) OBP: 0.307, SLG: 0.327	X FF 90 0-0 ③ F8		C SL 85 X SL 84 0-1 ③ G3				C FF 91 X SL 87 0-1 ③ F7			3	0	0	0	0	0	1
Braden Looper, R (1, 1) OBP: 0.305, SLG: 0.309 13 Brendan Ryan, R (5, PH) OBP: 0.303, SLG: 0.286 Randy Flores, L (6, 1) 30 Jason Motte, R (6, 1) 52 Josh Kinney, R (7, 1) Ron Villone, L (8, 1) 54 Brian Barton, R (8, PH) OBP: 0.353, SLG: 0.389 (9, 9)			B FF 88 T FF 88 X SL 86 1-1 ① G4-3		S FF 89 C SL 87 H FF 90 1-2 55 G4-3 HBP			S FF 89 S FF 91 S FF 92 0-3 ① K		1 0 0 0 0 0 1	0 0 0 0 0 0 0	0 0 0 0 0 0 0	0 0 0 0 0 0 0	0 0 0 0 0 0 0	0 0 0 0 0 0 1	0 0 0 0 0 0 0
55 Skip Schumaker, L (1, 8) OBP: 0.364, SLG: 0.417 23 Brian Barden, R (8, PH) Kelvin Jimenez, R (9, 1)			X SL 85 0-0 ② G5-3		1 SAFE B SL 85 X SL 85 1-0 ①② G4-3 1-2f			C SL 87 B FF 90 F FF 89 C SL 87 1-3 ② K		2 1 0	0 0 0	0 0 0	0 0 0	0 0 0	0 1 0	1 0 0
Inning Stats	R: 1 H: 1 E: 0 LOB: 0 K: 0 BB: 0 S: 9 P: 11	R: 0 H: 0 E: 0 LOB: 0 K: 1 BB: 0 S: 6 P: 9	R: 0 H: 3 E: 0 LOB: 2 K: 0 BB: 0 S: 12 P: 16	R: 0 H: 1 E: 0 LOB: 1 K: 0 BB: 0 S: 8 P: 12	R: 0 H: 0 E: 0 LOB: 0 K: 0 BB: 0 S: 4 P: 6	R: 0 H: 0 E: 0 LOB: 0 K: 2 BB: 0 S: 10 P: 18	R: 0 H: 0 E: 0 LOB: 0 K: 0 BB: 0 S: 6 P: 8	R: 0 H: 0 E: 0 LOB: 0 K: 2 BB: 0 S: 8 P: 10	R: 2 H: 2 E: 0 LOB: 0 K: 2 BB: 0 S: 11 P: 18	1B: 5 SF: 0 2B: 1 SAC: 0 3B: 0 DP: 1 HR: 1 HBP: 1						WP: 0 PA: 33 PB: 0 SB: 0 CS: 0

PITCHER		IP	WLS	BF	H	R	ER	SO	BB	IBB	HBP	BLK	WP	HR	S	P	ERA	WHIP
30 Ted Lilly, L ERA: 4.29	(1, 1)	8.0	W	28	5	1	1	5	0	0	1	1	0	1	63	90	1.12	0.625
Kerry Wood, R ERA: 3.51	(9, 1)	1.0	S	5	2	2	2	2	0	0	0	0	0	0	11	18	18.00	2.000

PITCHER	IP	WLS	BF	H	R	ER	SO	BB	IBB	HBP	BLK	WP	HR	S	P	ERA	WHIP

BOTTOM

Chicago Cubs @ St. Louis Cardinals

Busch Stadium, St. Louis, MO

Wed Sep 10 2008, 7:15 PM CDT
Att. 43,955 - Clear - 72 F

livebaseballscorecards.com

AB	32
R	3
H	7
RBI	3
BB	0
SO	7
LOB	3

Chicago Cubs @ St. Louis Cardinals

Busch Stadium, St. Louis, MO

Thu Sep 11 2008, 7:15 PM CDT

Att. 44,155 - Cloudy - 77 F

livebaseballscorecards.com

TOP

Batter	1	2	3	4	5	6	7	8	9	AB	R	H	RBI	BB	SO	LOB
12 Alfonso Soriano, R (1, 7) OBP: 0.350, SLG: 0.548	X FF 93 0-0 2 1B 16 F9-2 2B		S SL 84 F SI 93 B FF 93 B SL 87 F FF 94 S FF 94 2-3 ① K		B FF 94 B SI 93 S SL 86 B FF 92 S SL 87 F SL 88 B SI 94 4-2 25 G5-3 2 BB BB 1-2 2-3		B SI 90 C CU 75 S SI 91 S CU 77 1-3 ① K		B SI 93 C SI 93 B SI 94 B SI 93 S FS 87 F FF 94 F FS 86 F FF 93 B FF 94 4-2 2 1B BB	3	0	1	0	2	2	0
2 Ryan Theriot, R (1, 6) OBP: 0.388, SLG: 0.365	B FF 93 X FF 93 1-0 2-3 1B		C SL 85 B SL 86 B FF 94 X SI 94 2-1 ② G6-3		B SI 92 B SI 87 B FF 92 C SI 94 B SI 92 4-1 25 G5-3 BB 1-2 2-3 3-H		B CU 73 C CU 73 X CU 74 1-1 ② F9		C CU 79 1 SAFE 1 SAFE B CH 86 1 SAFE X FF 87 1-1 1-3 1B	4	0	2	1	1	0	0
25 Derrek Lee, R (1, 3) OBP: 0.362, SLG: 0.458	F FF 93 B SI 95 S SL 88 B SL 88 F SI 94 S SI 94 2-3 ① K		X FF 94 0-0 ③ F9		X FF 93 0-0 ② G5-3 1-2 2-3 3-H		B SI 91 C SI 89 B SI 91 B SI 91 F SI 90 C CU 75 3-3 ③ K		B FF 93 S FF 93 F SI 93 F FF 94 F FF 93 X SI 94 1-2 ③ G5-3	5	0	0	1	0	2	6
16 Aramis Ramirez, R (1, 5) OBP: 0.373, SLG: 0.499	C SI 94 B FF 95 X SI 93 1-1 ② ③ F9-2 3-H			C FF 92 B SL 85 B SL 85 F FF 93 B FF 93 X FF 93 3-2 ① P3	X FF 94 0-0 ③ P4			F FF 91 B CU 76 F FF 93 F FF 93 F FF 93 B SL 84 X FF 92 2-2 1B		4	0	1	0	0	0	4
Mark DeRosa, R (1, 9) (8, 4) OBP: 0.377, SLG: 0.481		X FF 93 0-0 ① F9		S SI 93 S SL 85 F SI 93 X SL 87 0-2 ② F8		B SI 92 F SI 91 B CU 75 X SI 91 2-1 17 2B 2B		F SL 87 F SL 84 B CU 76 X FF 92 1-2 ① F8		4	1	1	0	0	0	1
17 Mike Fontenot, L (1, 4) OBP: 0.387, SLG: 0.526 49 Carlos Marmol, R (8, 1) Felix Pie, L (9, 8) OBP: 0.311, SLG: 0.292		C SI 93 B FF 93 F CH 86 F FF 94 B FF 93 B SI 93 F SI 94 B SI 94 4-2 9 1B BB		C SI 93 F CU 79 B FF 94 X SI 94 1-2 ③ G6-3		X SI 90 0-0 2-H 2B		B CU 76 1 SAFE C CU 76 C FF 91 S CU 77 1-3 ② K		3 0 0	0 0 0	1 0 0	1 0 0	1 0 0	1 0 0	1 0 0
18 Geovany Soto, R (1, 2) OBP: 0.367, SLG: 0.502		F SL 84 B SI 94 B CH 85 F SI 93 B SI 95 X FF 94 3-2 ② F8			C SI 92 S CH 84 B SI 93 B SL 85 B SI 93 F FF 93 F SL 88 F SI 93 B SI 92 4-2 12 WP 9 E 2 BB BB	B SI 91 B SL 87 S SI 91 F SI 91 D CU 76 S CU 75 3-3 ① K		S CU 76 D CU 75 B FF 91 C CU 77 D CU 75 X SL 85 3-2 ③ F8		3	1	0	0	1	1	3
9 Reed Johnson, R (1, 8) OBP: 0.360, SLG: 0.434 Kerry Wood, R (9, 1)		1 SAFE C SI 93 1 SAFE S SL 87 D SL 87 X FF 93 1-2 1-2 1B			C SI 93 B SL 88 1 SAFE S SL 86 X SL 88 1-2 FC3 2 BB 12 WP 25 G5-3 1-2	B CU 75 C CU 75 D CU 76 F SI 90 C CU 75 2-3 ② K			S FF 90 F FF 91 B FS 86 X SI 93 1-2 ① G6-3	4 0	1 0	1 0	0 0	0 0	1 0	2 0
40 Rich Harden, L (1, 1) OBP: 0.087, SLG: 0.087 29 Jeff Samardzija, R (7, 1) 1 Kosuke Fukudome, L (8, 9) OBP: 0.362, SLG: 0.380		B FF 92 S FF 92 C FF 92 F FF 93 X FF 93 1-2 ③ F7			L FF 92 L FF 92 X FF 92 0-2 ① B3	X SI 89 0-0 ③ G2-3			B CU 77 C CU 79 X SI 87 1-1 ② F7	3 0 1	0 0 0	0 0 0	0 0 0	0 0 0	0 0 0	5 0 0
Inning Stats	R: 0 E: 0 K: 1 S: 8 H: 2 LOB: 1 BB: 0 P: 12	R: 0 E: 0 K: 0 S: 15 H: 1 LOB: 2 BB: 1 P: 24	R: 0 E: 0 K: 1 S: 7 H: 0 LOB: 0 BB: 0 P: 11	R: 0 E: 0 K: 0 S: 10 H: 0 LOB: 0 BB: 0 P: 14	R: 2 E: 1 K: 0 S: 17 H: 0 LOB: 2 BB: 3 P: 30	R: 1 E: 0 K: 2 S: 10 H: 2 LOB: 1 BB: 0 P: 17	R: 0 E: 0 K: 2 S: 8 H: 0 LOB: 0 BB: 0 P: 13	R: 0 E: 0 K: 1 S: 14 H: 1 LOB: 1 BB: 0 P: 21	R: 0 E: 0 K: 0 S: 17 H: 1 LOB: 2 BB: 1 P: 25	1B: 4 2B: 4 3B: 0 HR: 0 SF: 0 SAC: 0 DP: 1 HBP: 0						

	AB	R	H	RBI	BB	SO	LOB
	34	3	7	3	5	7	22

WP: 1 PB: 0 SB: 0 CS: 0 PA: 39

PITCHER	IP	WLS	BF	H	R	ER	SO	BB	IBB	HBP	BLK	WP	HR	S	P	ERA	WHIP
37 Todd Wellemeyer, R (1, 1) ERA: 3.63	5.0	L	22	3	2	0	2	4	0	0	0	1	0	57	91	0.00	1.400
46 Kyle McClellan, R (6, 1) ERA: 3.73	2.0		8	2	1	1	4	0	0	0	0	0	0	18	30	4.50	1.000
Russ Springer, R (8, 1) ERA: 2.36	1.0		4	1	0	0	1	0	0	0	0	0	0	14	21	0.00	1.000
31 Ryan Franklin, R (9, 1) ERA: 3.69	1.0		5	1	0	0	0	1	0	0	0	0	0	17	25	0.00	2.000

PITCHER	IP	WLS	BF	H	R	ER	SO	BB	IBB	HBP	BLK	WP	HR	S	P	ERA	WHIP

Batter	1	2	3	4	5	6	7	8	9	AB	R	H	RBI	BB	SO	LOB
55 Skip Schumaker, L (1, 8) OBP: 0.363, SLG: 0.415	F FF 89 B SL 81 C FF 90 X FF 92 1-2 G3 ①		C FF 89 1 SAFE B FF 91 1 SAFE B CH 87 X FF 90 2-1 F9 ③			B CH 80 B FF 88 C FF 88 F FF 90 F FF 92 X FF 91 2-2 F8 ①	X SL 86 0-0 F9 ③		C FF 96 B CU 78 X FF 96 1-1 1-2 1B	5	0	1	0	0	0	2
Aaron Miles, S (1, 7) OBP: 0.354, SLG: 0.391	X FF 88 0-0 F7 ②			B CH 86 X FF 88 1-0 F8 ①		B CH 82 B FF 91 C FF 89 B FF 91 B FF 90 4-1 5 2B BB		F FF 95 C SL 84 F SL 83 B FF 95 X SL 83 1-2 F9 47 1B 1B	C CU 84 S CU 83 S CU 84 0-3 K ②	4	1	1	0	1	1	2
5 Albert Pujols, R (1, 3) OBP: 0.465, SLG: 0.653	C CH 84 F FF 91 F FF 93 B CH 85 B CH 84 S CH 84 2-3 K ③			B CH 84 B SI 89 B FF 90 X FF 89 3-0 G5-3 ②		X CH 84 0-0 47 G1-3 1-H 1B 2B		F SL 86 B FF 97 1 SAFE B SL 84 F SL 85 1 SAFE X FF 95 2-2 F7 ①	B CU 84 B FF 96 C FF 98 F FF 97 X FF 97 2-2 P4 ③	5	1	1	1	0	1	3
47 Ryan Ludwick, R (1, 9) OBP: 0.370, SLG: 0.583		S SL 79 C SL 82 X CH 82 0-2 F8 ①		B FF 89 X SL 83 1-0 P4 ③		C SL 83 X SL 83 0-1 G1-3 ② 2-3		B SL 86 1 SAFE S SL 84 F FF 96 1 SAFE X FF 97 1-2 F9 1-2 1B		4	0	1	0	0	0	1
Felipe Lopez, S (1, 5) OBP: 0.330, SLG: 0.357		C CH 85 X FF 90 0-1 L8 ②			B FF 88 B FF 89 C FF 90 X FF 89 2-1 F8 ①	B SL 83 C FF 92 F CH 83 F CH 84 F CH 84 X FF 94 1-2 3-H 1B		B SL 86 B FF 95 C SL 83 C SL 84 X SL 84 2-2 F9 ② 1-2 2-3		4	0	1	1	0	0	2
Adam Kennedy, L (1, 4) OBP: 0.309, SLG: 0.327		B FF 88 B CH 83 F FF 91 X FF 90 2-1 P5 ③			B CH 86 S CH 81 B CH 81 F FF 91 X SL 84 2-2 61 1B 1B	S FF 91 S CH 84 B CH 84 S CH 84 1-3 K ③		I IN 67 I IN 75 I IN 67 I IN 68 4-0 IBB		3	0	1	0	1	1	1
21 Jason LaRue, R (1, 2) OBP: 0.313, SLG: 0.394 Josh Phelps, R (8, PH) OBP: 0.278, SLG: 0.278 Mark Johnson, L (9, 2)			B CH 82 B FF 88 F FF 90 S FF 90 B FF 92 X FF 90 3-2 F7 ①		S FF 89 B CH 82 B FF 91 X FF 90 2-1 F8 ②		C SI 95 B FF 97 B SI 95 X SI 96 2-1 SH1-4 1B	S SL 85 B SL 84 F SL 83 S FF 95 1-3 K ③		3 1 0	0 0 0	1 0 0	0 0 0	0 1 0	1 3 0
37 Todd Wellemeyer, R (1, 1) OBP: 0.167, SLG: 0.154 61 Nick Stavinoha, R (5, PH) OBP: 0.250, SLG: 0.243 46 Kyle McClellan, R (6, 1) Braden Looper, R (7, PH) OBP: 0.305, SLG: 0.309 Russ Springer, R (8, 1) 31 Ryan Franklin, R (9, 1) 13 Brendan Ryan, R (9, PH) OBP: 0.307, SLG: 0.295			B FF 89 C FF 90 S FF 91 F CH 83 S FF 91 1-3 K ②		S SL 81 X CH 84 0-1 1-2 1B		X SI 95 0-0 SH1-4 ① 1-2		B CU 83 X FF 95 1-0 FC3-5 2B	1 1 0 0 0 0 1	0 0 0 0 0 0 0	0 1 0 0 0 0 1	0 0 0 0 0 0 0	1 0 0 0 0 0 0	0 0 0 0 0 0 0	0 0 0 0 0 0 0
Cesar Izturis, S (1, 6) OBP: 0.310, SLG: 0.294			F FF 90 B CH 83 X FF 90 1-1 1B		X CH 81 0-0 F9 ③		X FS 87 0-0 F7 ②		X FF 94 0-0 FC3-5 55 1B 2-3 ①	4	0	1	0	0	0	4
Inning Stats	R: 0 E: 0 K: 1 S: 8 H: 0 LOB: 0 BB: 0 P: 11	R: 0 E: 0 K: 0 S: 7 H: 0 LOB: 0 BB: 0 P: 9	R: 0 E: 0 K: 1 S: 11 H: 1 LOB: 1 BB: 0 P: 18	R: 0 E: 0 K: 0 S: 3 H: 0 LOB: 0 BB: 0 P: 8	R: 0 E: 0 K: 0 S: 10 H: 2 LOB: 2 BB: 0 P: 16	R: 2 E: 0 K: 1 S: 16 H: 2 LOB: 1 BB: 1 P: 24	R: 0 E: 0 K: 0 S: 5 H: 1 LOB: 1 BB: 0 P: 7	R: 0 E: 0 K: 1 S: 16 H: 2 LOB: 3 BB: 1 P: 27	R: 0 E: 0 K: 1 S: 10 H: 2 LOB: 2 BB: 0 P: 14	1B: 8 2B: 2 3B: 0 HR: 0 SF: 0 SAC: 1 DP: 0 HBP: 0				WP: 0 PB: 0 SB: 0 CS: 0	PA: 39	

PITCHER		IP	WLS	BF	H	R	ER	SO	BB	IBB	HBP	BLK	WP	HR	S	P	ERA	WHIP
40 Rich Harden, R ERA: 2.04	(1, 1)	6.0	W	24	5	2	2	3	1	0	0	0	0	0	55	86	3.00	1.000
29 Jeff Samardzija, R ERA: 1.96	(7, 1)	1.0	H	4	1	0	0	0	0	0	0	0	0	0	5	7	0.00	1.000
49 Carlos Marmol, R ERA: 2.66	(8, 1)	1.0	H	6	2	0	0	1	0	1	0	0	0	0	16	27	0.00	2.000
Kerry Wood, R ERA: 3.45	(9, 1)	1.0	S	5	2	0	0	1	0	0	0	0	0	0	10	14	0.00	2.000

BOTTOM

Chicago Cubs @ St. Louis Cardinals

Busch Stadium, St. Louis, MO

Thu Sep 11 2008, 7:15 PM CDT

Att. 44,155 - Cloudy - 77 F

livebaseballscorecards.com

AB	36
R	2
H	10
RBI	2
BB	2
SO	5
LOB	19

Batter	1	2	3	4	5	6	7	8	9	AB	R	H	RBI	BB	SO	LOB
12 Alfonso Soriano, R (1, 7) OBP: 0.351, SLG: 0.555	C SI 89 B SL 83 X FF 89 1-1 HR		X SL 83 0-0 ① F4	B SL 88 S SL 87 B FF 95 B FF 94 C SL 84 F SL 86 X FF 94 3-2 ③ P6			C CH 77 X CU 76 0-1 1B			4	1	2	1	0	0	2
2 Ryan Theriot, R (1, 6) OBP: 0.386, SLG: 0.362	F SI 88 F CU 68 X FF 90 0-2 ① G4-3		B SL 81 B SL 80 C SI 89 B SI 89 X SI 89 3-1 ② F9		B FF 93 B FF 92 F FF 91 X FF 92 2-1 ① F9		X SI 87 0-0 ③ F9			4	0	0	0	0	0	3
25 Derrek Lee, R (1, 3) OBP: 0.361, SLG: 0.459	B SI 88 C CH 79 S CU 69 B CU 70 B FF 88 S CH 79 3-3 ② K		C SL 84 C CU 70 X CU 70 0-2 16 E 1-H 2-H 2B		B FF 94 C SL 84 B SL 85 S FF 93 S FF 93 2-3 ② K			B SL 81 B SI 88 F SI 89 B SI 88 X SI 88 3-1 ① F9		4	1	1	2	0	2	0
16 Aramis Ramirez, R (1, 5) OBP: 0.373, SLG: 0.497	B CU 68 B SI 90 S SI 90 F FF 91 F FF 91 F CU 70 B CH 79 F CH 80 S SL 82 3-3 ③ K		C FF 90 B FF 90 B SL 84 F SL 84 X FF 90 2-2 E6 18 2B 2-H 1B		B FF 94 S FF 93 X FF 94 1-1 ③ P2			B CH 77 B SI 88 B SI 88 C SI 87 X SI 88 3-1 ② G4-3		4	1	1	1	0	1	0
18 Geovany Soto, R (1, 2) OBP: 0.366, SLG: 0.502		C SL 81 B CU 67 B SI 89 F CH 78 X FF 91 2-2 ① F9	X CU 68 0-0 2-H 2B			C SL 82 B FF 88 C SI 89 B SI 89 F SL 83 F SI 90 X FF 89 2-2 ① F8		C CU 77 B SI 88 F SI 89 F CH 79 X SI 88 1-2 ③ L7		4	0	1	1	0	0	0
Mark DeRosa, R (1, 9) OBP: 0.376, SLG: 0.478 (9, 4)		B SI 89 B CH 79 X CH 79 2-0 ② F9	B SL 81 F SL 80 F CU 69 F FF 90 B FF 89 B CH 80 B SI 91 4-2 BB			B SL 84 X SI 90 1-0 ② F9			C CU 77 X FF 86 0-1 ① G5-3	3	0	0	0	1	0	0
9 Reed Johnson, R (1, 8) OBP: 0.357, SLG: 0.430 Felix Pie, L (7, 8) OBP: 0.307, SLG: 0.288		B SI 89 C SI 88 F SI 90 X CU 70 1-2 ③ P1	B FF 91 B FF 92 F FF 92 C FF 93 F FF 93 F FF 94 F SL 87 F FF 93 F SL 86 3-3 ③ K			B CU 71 F SI 89 X SI 89 1-1 ③ F7			F CH 76 X SI 86 0-1 ② G4-3	3 1	0 0	0 0	0 0	0 0	1 0	2 0
Ronny Cedeno, R (1, 4) OBP: 0.347, SLG: 0.374 1 Kosuke Fukudome, L (9, PH) OBP: 0.361, SLG: 0.379 (9, 9)			F SI 89 X CU 67 0-1 38 1B 25 2B 1B C FF 94 X FF 94 0-1 ① F9				C SI 87 B SI 89 X SI 87 1-1 ① G6-3		C SL 83 B SI 87 B SI 88 X SI 87 2-1 ③ F7	3 1	1 0	1 0	0 0	0 0	0 0	0 0
38 Carlos Zambrano, S (1, 1) OBP: 0.354, SLG: 0.582			S SI 90 1 SAFE S CU 69 1 SAFE 1 SAFE X CU 70 0-2 25 2B 1-2 1B S FF 94 B FF 94 S CH 85 S FF 94 1-3 ② K				B SI 86 F SI 88 C SL 82 S CH 77 1-3 ② K			3	1	1	0	0	2	0

Inning Stats																									
	R: 1	H: 1		R: 0	H: 0		R: 4	H: 5		R: 0	H: 0		R: 0	H: 0		R: 0	H: 1		R: 0	H: 0		R: 0	H: 0		1B: 4	SF: 0		WP: 0	PA: 35
	E: 0	LOB: 0		E: 0	LOB: 0		E: 1	LOB: 2		E: 0	LOB: 0		E: 0	LOB: 0		E: 0	LOB: 1		E: 0	LOB: 0		E: 0	LOB: 0		2B: 2	SAC: 0		PB: 0	
	K: 2	BB: 0		K: 0	BB: 0		K: 1	BB: 1		K: 1	BB: 0		K: 0	BB: 0		K: 1	BB: 0		K: 0	BB: 0		K: 0	BB: 0		3B: 0	DP: 0		SB: 0	
	S: 14	P: 21		S: 7	P: 12		S: 26	P: 38		S: 9	P: 13		S: 7	P: 12		S: 8	P: 10		S: 8	P: 15		S: 6	P: 8		HR: 1	HBP: 0		CS: 0	

PITCHER		IP	WLS	BF	H	R	ER	SO	BB	IBB	HBP	BLK	WP	HR	S	P	ERA	WHIP
Randy Wolf, L ERA: 4.58	(1, 1)	2.2	L	15	6	5	4	2	1	0	0	0	0	1	39	60	13.50	2.625
Fernando Nieve, R ERA: 7.36	(3, 1)	2.1		7	0	0	0	3	0	0	0	0	0	0	24	36	0.00	0.000
Dave Borkowski, R ERA: 7.2	(6, 1)	1.0		3	0	0	0	0	0	0	0	0	0	0	8	12	0.00	0.000
Jack Cassel, R ERA: 5.88	(7, 1)	3.0		10	1	0	0	1	0	0	0	0	0	0	22	33	0.00	0.333

PITCHER	IP	WLS	BF	H	R	ER	SO	BB	IBB	HBP	BLK	WP	HR	S	P	ERA	WHIP

TOP

Chicago Cubs @ Houston Astros

Miller Park, Milwaukee, WI

Sun Sep 14 2008, 7:05 PM CDT

Att. 23,441 - Roof Closed - 68 F

livebaseballscorecards.com

AB	34
R	5
H	7
RBI	5
BB	1
SO	6
LOB	7

Chicago Cubs @ Houston Astros

Miller Park, Milwaukee, WI

Sun Sep 14 2008, 7:05 PM CDT

Att. 23,441 - Roof Closed - 68 F

livebaseballscorecards.com

BOTTOM

Batter	1	2	3	4	5	6	7	8	9	AB	R	H	RBI	BB	SO	LOB
2 Darin Erstad, L (1, 7) OBP: 0.313, SLG: 0.362	B FF 91 B SI 95 B FF 91 C FF 91 X FF 94 3-1 ① G4-3			B FF 94 B SI 96 B FF 93 C FF 92 C FF 93 F FF 95 T SI 95 3-2 ① K		C FF 94 B SI 87 S SI 87 X FC 94 1-2 ③ G6-3			B FF 94 B FF 94 C FF 95 F FF 96 B SI 90 S SI 86 3-3 ③ K	4	0	0	0	0	2	0
21 Michael Bourn, L (1, 8) OBP: 0.285, SLG: 0.293	B SI 96 C SI 96 S SI 97 F SI 98 C SI 98 1-3 ② K			T SI 97 B SI 97 B SI 88 B FF 95 B FF 94 4-1 10 G4-6-3 BB			C SI 94 B SI 87 S FF 93 B FC 93 X SI 88 2-2 ① G4-3			2	0	0	0	1	1	0
10 Miguel Tejada, R (1, 6) OBP: 0.317, SLG: 0.423	T SI 96 C SI 97 X SI 98 0-2 ③ F9			S SL 83 X SI 93 0-1 ② ③ G4-6-3 1-2f			B SI 92 C SL 86 X SI 94 1-1 ② G6-3			3	0	0	0	0	0	1
17 Lance Berkman, S (1, 3) OBP: 0.430, SLG: 0.594		S FF 94 B SI 97 B FF 95 B SI 89 C FF 95 X FF 96 3-2 ① G4-3			C SI 94 X FF 90 0-1 ① G3-1		F FF 93 B SI 94 S FF 93 B SI 89 F SL 85 F SI 96 F FF 94 C FF 95 2-3 ③ K			3	0	0	0	0	1	0
27 Geoff Blum, S (1, 5) OBP: 0.276, SLG: 0.422		C SI 97 B SI 91 S SI 97 X SI 88 1-2 ② G3-1			F SI 95 F SI 96 T SI 95 0-2 ② K			X FF 91 0-0 ① F9		3	0	0	0	0	1	0
9 Hunter Pence, R (1, 9) OBP: 0.314, SLG: 0.464		C SI 96 B FF 90 S SI 97 C SI 97 1-3 ③ K			F SI 94 C SL 88 B SI 94 H FF 94 2-2 HBP			C FF 93 B SI 95 F FC 93 F SI 96 B FC 88 B SI 97 X SI 96 3-2 ② P1		2	0	0	0	0	1	0
David Newhan, L (1, 4) OBP: 0.296, SLG: 0.413			C SI 93 F SI 95 S SI 87 0-3 ① K		X FF 92 0-0 ③ L3			B SI 86 B FF 96 C FF 94 F FF 95 B FF 94 S FS 86 3-3 ③ K		3	0	0	0	0	2	1
55 Humberto Quintero, R (1, 2) OBP: 0.260, SLG: 0.299			X SI 96 0-0 ② G1-3			C SI 93 F SI 94 S SI 94 0-3 ① K			X SI 94 0-0 ① G6-3	3	0	0	0	0	1	0
Randy Wolf, L (1, 1) OBP: 0.160, SLG: 0.148 Fernando Nieve, R (3, 1) Dave Borkowski, R (6, 1) Mark Saccomanno, R (6, PH) OBP: 0.333, SLG: 1.333 Jack Cassel, R (7, 1) OBP: 0.250, SLG: 0.286 13 Jose Castillo, R (9, PH) OBP: 0.293, SLG: 0.376			B SI 92 C SI 92 X SI 93 1-1 ③ G3			B SI 93 F SI 93 F FF 92 C SL 87 1-3 ② K			C SI 94 B FF 94 B FC 88 X SI 94 2-1 ② G6-3	0 1 0 1 0 1	0 0 0 0 0 0	0 0 0 0 0 0	0 0 0 0 0 0	0 0 0 1 0 0	0 0 0 0 0 0	0 0 0 0 0 0
Inning Stats	R: 0 E: 0 K: 1 S: 9 H: 0 LOB: 0 BB: 0 P: 13	R: 0 E: 0 K: 1 S: 9 H: 0 LOB: 0 BB: 0 P: 14	R: 0 E: 0 K: 1 S: 6 H: 0 LOB: 0 BB: 0 P: 7	R: 0 E: 0 K: 1 S: 7 H: 0 LOB: 0 BB: 1 P: 14	R: 0 E: 0 K: 1 S: 8 H: 0 LOB: 1 BB: 0 P: 10	R: 0 E: 0 K: 2 S: 9 H: 0 LOB: 0 BB: 0 P: 11	R: 0 E: 0 K: 1 S: 11 H: 0 LOB: 0 BB: 0 P: 16	R: 0 E: 0 K: 1 S: 8 H: 0 LOB: 0 BB: 0 P: 14	R: 0 E: 0 K: 1 S: 6 H: 0 LOB: 0 BB: 0 P: 11	1B: 0 2B: 0 3B: 0 HR: 0	SF: 0 SAC: 0 DP: 1 HBP: 1	WP: 0 PB: 0 SB: 0 CS: 0	PA: 28			

	AB	26
	R	0
	H	0
	RBI	0
	BB	1
	SO	10
	LOB	2

PITCHER	IP	WLS	BF	H	R	ER	SO	BB	IBB	HBP	BLK	WP	HR	S	P	ERA	WHIP
38 Carlos Zambrano, R (1, 1) ERA: 3.41	9.0	W	28	0	0	0	10	1	0	1	0	0	0	73	110	0.00	0.111

PITCHER	IP	WLS	BF	H	R	ER	SO	BB	IBB	HBP	BLK	WP	HR	S	P	ERA	WHIP

Batter	1	2	3	4	5	6	7	8	9	AB	R	H	RBI	BB	SO	LOB
12 Alfonso Soriano, R (1, 7) OBP: 0.350, SLG: 0.552	F FF 87 S FF 82 X FF 88 0-2 25 1B 16 SF8 1B		B FC 82 C FF 82 S FF 87 F FF 83 F FC 82 S SI 88 1-3 ② K		B FF 84 B SI 87 B FF 88 X SI 89 3-0 ③ FC5-4 1-2f		C SI 89 F FC 86 S FF 90 0-3 ① K			4	1	1	0	0	2	1
17 Mike Fontenot, L (1, 4) OBP: 0.385, SLG: 0.518	B SI 87 X SI 86 1-0 ① F8		B CU 76 B SI 89 C CU 76 F FF 87 B FC 85 F FF 83 S CU 78 3-3 ③ K			C CU 76 B FF 87 B SI 89 B FF 88 B SI 88 4-1 25 HR BB	B CU 76 B SI 91 X FF 92 2-0 ② F7			3	1	0	0	1	1	1
25 Derrek Lee, R (1, 3) OBP: 0.362, SLG: 0.464	1 SAFE S FF 85 1 SAFE B SI 88 1 SAFE F FF 85 F SI 87 1 SAFE X FF 83 1-2 1-3 1B			B FF 88 F SI 88 B CU 77 F SI 89 S FF 87 2-3 ① K		D CU 78 X SI 88 1-0 1-H HR	C FF 92 C FF 92 C FF 91 0-3 ③ K			4	1	2	2	0	2	0
16 Aramis Ramirez, R (1, 5) OBP: 0.372, SLG: 0.496	X SI 88 0-0 ② SF8 3-H			F FF 82 F SI 89 B FF 87 X SI 89 1-2 ② P6		B SI 88 S FF 88 X SI 89 1-1 18 HR 1B		B SL 89 X SL 88 1-0 ① G6-3		3	1	1	1	0	0	0
6 Micah Hoffpauir, L (1, 9) OBP: 0.373, SLG: 0.447 9 Reed Johnson, R (6, PH) OBP: 0.355, SLG: 0.427 (6, 9) 49 Carlos Marmol, R (8, 1) Bob Howry, L (9, 1)	F FF 87 B SI 88 F FF 87 D FF 84 F CH 80 F SI 87 B FF 82 X SI 86 3-2 ③ P3			C SI 89 B SI 88 X SI 89 1-1 ③ G3		X FF 90 0-0 ① F9		C FF 95 C FF 94 F FF 94 B CU 80 C CU 80 1-3 ② K		2 2 0 0	0 0 0 0	0 0 0 0	0 0 0 0	0 1 0 0	0 1 0 0	1 1 0 0
18 Geovany Soto, R (1, 2) OBP: 0.365, SLG: 0.506		S FC 82 C FF 87 S FC 83 0-3 ① K			B FF 85 C FF 84 B SI 88 B FF 87 X SI 88 3-1 ① G6-3	C SL 79 D SI 87 B SI 87 B SL 81 X FF 88 3-1 1-H HR		C CU 79 B SL 86 X SL 88 1-1 ③ G6-3		4	1	1	2	0	1	0
Jim Edmonds, L (1, 8) OBP: 0.347, SLG: 0.473		F FF 89 F FF 87 B SI 88 X FF 84 1-2 ② F9			F CH 79 B FF 88 B SI 90 X CH 79 2-1 HR	B FF 91 B SI 90 B SI 89 C SI 89 F FF 92 F FF 91 B FF 84 4-2 BB			C FF 91 B FF 90 S FF 91 B SL 83 F FF 92 C FF 92 2-3 ① K	3	1	1	1	1	1	0
Ronny Cedeno, R (1, 6) OBP: 0.340, SLG: 0.366		B FF 86 C SI 88 B SI 87 F FF 88 F SI 88 F FF 84 X SI 89 2-2 ③ G4-3			F SI 89 B SI 89 X FF 83 1-1 ② P3	F FF 87 X SI 88 0-1 ② F8			F FF 91 B SL 84 B FF 91 X FF 92 2-1 ② P4	4	0	0	0	0	0	1
30 Ted Lilly, L (1, 1) OBP: 0.186, SLG: 0.190 29 Jeff Samardzija, R (8, 1) Mark DeRosa, R (8, 9) OBP: 0.375, SLG: 0.477			X SI 88 0-0 ① G4-3		B CU 75 B SI 89 X SI 88 2-0 12 FC5-4 1B	X FF 88 0-0 ③ F7			B KC 77 F FF 91 F FF 90 X FF 92 1-2 ③ P5	3 0 1	0 0 0	1 0 0	0 0 0	0 0 0	0 0 0	1 0 0
Inning Stats	R: 1 E: 0 K: 0 S: 14 H: 2 LOB: 1 BB: 0 P: 19	R: 0 E: 0 K: 1 S: 11 H: 0 LOB: 0 BB: 0 P: 14	R: 0 E: 0 K: 2 S: 10 H: 0 LOB: 0 BB: 0 P: 14	R: 0 E: 0 K: 1 S: 8 H: 0 LOB: 0 BB: 0 P: 12	R: 1 E: 0 K: 0 S: 8 H: 2 LOB: 1 BB: 0 P: 19	R: 4 E: 0 K: 0 S: 13 H: 3 LOB: 1 BB: 2 P: 26	R: 0 E: 0 K: 2 S: 7 H: 0 LOB: 0 BB: 0 P: 9	R: 0 E: 0 K: 1 S: 7 H: 0 LOB: 0 BB: 0 P: 10	R: 0 E: 0 K: 1 S: 9 H: 0 LOB: 0 BB: 0 P: 14	1B: 4 2B: 0 3B: 0 HR: 3 SF: 1 SAC: 0 DP: 0 HBP: 0						

TOP

Chicago Cubs @ Houston Astros

Miller Park, Milwaukee, WI

Mon Sep 15 2008, 1:05 PM CDT

Att. 15,158 - Cloudy - 59 F

livebaseballscorecards.com

AB	33
R	6
H	7
RBI	6
BB	2
SO	8
LOB	6

WP: 0 PA: 36
PB: 0
SB: 0
CS: 0

PITCHER		IP	WLS	BF	H	R	ER	SO	BB	IBB	HBP	BLK	WP	HR	S	P	ERA	WHIP
38 Brian Moehler, R ERA: 4.33	(1, 1)	5.0	L	22	6	5	5	4	1	0	0	0	0	2	55	88	9.00	1.400
48 Tim Byrdak, L ERA: 4.18	(6, 1)	0.1		1	0	0	0	0	0	0	0	0	0	0	1	1	0.00	0.000
43 Chris Sampson, R ERA: 4.25	(6, 1)	0.2		4	1	1	1	0	1	0	0	0	0	1	8	15	13.50	3.000
26 Doug Brocail, R ERA: 4.15	(7, 1)	1.0		3	0	0	0	2	0	0	0	0	0	0	7	9	0.00	0.000
22 LaTroy Hawkins, R ERA: 4.25	(8, 1)	1.0		3	0	0	0	1	0	0	0	0	0	0	7	10	0.00	0.000

PITCHER		IP	WLS	BF	H	R	ER	SO	BB	IBB	HBP	BLK	WP	HR	S	P	ERA	WHIP
53 Wesley Wright, L ERA: 4.94	(9, 1)	1.0		3	0	0	0	1	0	0	0	0	0	0	9	14	0.00	0.000

Batter	1	2	3	4	5	6	7	8	9	AB	R	H	RBI	BB	SO	LOB
Reggie Abercrombie, R (1, 8) OBP: 0.321, SLG: 0.500 27 Geoff Blum, S (8, PH) OBP: 0.275, SLG: 0.420 53 Wesley Wright, R (9, 1)	C SL 85 S SL 85 B SL 86 S SL 86 1-3 K ①			L FF 88 B FF 90 F SL 84 X CU 71 1-2 G4-3 ①			S SL 86 X CU 71 0-1 E5 17 F9 1B	B FF 94 C SL 82 B SL 81 B FF 94 C SL 83 S SL 82 3-3 K ③		3 1 0	0 0 0	0 0 0	0 0 0	0 0 0	1 1 0	0 1 0
Mark Loretta, R (1, 4) OBP: 0.344, SLG: 0.382	B FF 88 B FF 88 F FF 88 F SL 86 S SL 86 2-3 K ②			F FF 88 B CH 80 B CH 80 X SL 84 2-1 P4 ②			1 SAFE B SL 83 B FF 88 C SL 84 F FF 90 X FF 89 2-2 1-2 1B		C SI 91 B SL 85 F SI 91 B CH 80 X SI 91 2-2 F9 ①	4	0	1	0	0	1	0
10 Miguel Tejada, R (1, 6) OBP: 0.315, SLG: 0.421	F FF 89 X CU 71 0-1 G6-3 ③			B FF 90 F FF 90 X FF 90 1-1 L7 ③			B FF 91 S SL 86 F SL 86 B CU 74 S SL 86 2-3 K ①		C SI 90 F SI 90 X CH 84 0-2 G5-3 ②	4	0	0	0	0	1	2
17 Lance Berkman, S (1, 3) OBP: 0.429, SLG: 0.590		C FF 88 B FF 89 B CH 78 B CH 81 B SL 86 4-1 13 CS BB			B SL 87 B SL 87 C SL 85 B FF 90 F FF 87 X SL 86 3-2 L5 ①		C FF 91 X CU 74 0-1 F9 ② 2-3		B SI 91 B SI 91 F SI 91 S SI 91 F SI 92 B CH 81 X SI 91 3-2 F8 ③	3	0	0	0	1	0	2
9 Hunter Pence, R (1, 9) OBP: 0.312, SLG: 0.461		X SL 85 0-0 P3 ①			F SL 87 B SL 87 X SL 86 1-1 P3 ②		F SL 86 D CH 83 B SL 87 F SL 87 C CU 74 2-3 K ③			3	0	0	0	0	1	3
13 Jose Castillo, R (1, 5) OBP: 0.291, SLG: 0.373		1 SAFE C FF 88 C CU 72 S CU 73 0-3 K 1-2 ② ③			S FF 90 S FF 91 B FF 92 B CU 73 C SL 86 2-3 K ③			S SL 81 X FF 97 0-1 G4-3 ①		3	0	0	0	0	2	1
2 Darin Erstad, L (1, 7) OBP: 0.313, SLG: 0.360 (9, 8)		C SL 84 F FF 88 S SL 86 0-3 K ①			X FF 87 0-0 G4-3 ①			C SI 97 F SI 96 B FS 87 B FS 86 F B F B 4-2 WP BB SF9 BB		2	1	0	0	1	1	0
55 Humberto Quintero, R (1, 2) OBP: 0.258, SLG: 0.297 Brad Ausmus, R (6, PH) OBP: 0.301, SLG: 0.289 (7, 2)		C FF 89 B FF 90 S FF 90 S FF 91 1-3 K ②			F FF 89 T SL 87 F SL 87 B X 1-2 F8 ②			B SI 95 C SI 94 B SI 95 B SI 94 B SI 94 4-1 WP 1-2 BB		1 1	0 0	0 0	0 0	0 1	1 0	0 0
38 Brian Moehler, R (1, 1) OBP: 0.106, SLG: 0.047 48 Tim Byrdak, L (6, 1) OBP: 0.167, SLG: 0.167 43 Chris Sampson, R (6, 1) OBP: 0.174, SLG: 0.136 Mark Saccomanno, R (6, PH) OBP: 0.250, SLG: 1.000 26 Doug Brocail, L (7, 1) 22 LaTroy Hawkins, R (8, 1) David Newhan, L (8, PH) OBP: 0.293, SLG: 0.413 (9, 7)		C FF 89 S FF 91 B FF 92 B FF 91 B SL 86 X FF 88 3-2 G5-3 ③			C FF 89 B CU 72 B FF 90 S FF 89 S FF 90 2-3 K ③			S FF 94 C SL 82 F SL 82 B FF 96 F FF 94 B SL 82 F SL 80 F SL 82 X FF 94 2-2 SF9 ② 1-2 2-H		1 0 0 0 1 0 0 0 0	0 0 0 0 0 0 0 0 0	0 0 0 0 0 0 0 0 0	0 0 0 0 0 0 0 0 1	0 0 0 0 1 0 0 0 0	0 0 0 0 0 0 0 0 0	0 0 0 0 0 0 0 0 0
Inning Stats	R: 0 E: 0 K: 2 S: 8 H: 0 LOB: 0 BB: 0 P: 11	R: 0 E: 0 K: 1 S: 5 H: 0 LOB: 0 BB: 1 P: 9	R: 0 E: 0 K: 2 S: 9 H: 0 LOB: 0 BB: 0 P: 13	R: 0 E: 0 K: 0 S: 7 H: 0 LOB: 0 BB: 0 P: 11	R: 0 E: 0 K: 1 S: 8 H: 0 LOB: 0 BB: 0 P: 14	R: 0 E: 0 K: 1 S: 8 H: 0 LOB: 0 BB: 0 P: 11	R: 0 E: 1 K: 2 S: 13 H: 1 LOB: 2 BB: 0 P: 19	R: 1 E: 0 K: 1 S: 17 H: 0 LOB: 1 BB: 2 P: 30	R: 0 E: 0 K: 0 S: 10 H: 0 LOB: 0 BB: 0 P: 15	1B: 1 2B: 0 3B: 0 HR: 0	SF: 1 SAC: 0 DP: 0 HBP: 0	WP: 1 PB: 0 SB: 0 CS: 1	PA: 31			

PITCHER		IP	WLS	BF	H	R	ER	SO	BB	IBB	HBP	BLK	WP	HR	S	P	ERA	WHIP
30 Ted Lilly, L ERA: 4.13	(1, 1)	7.0	W	23	1	0	0	9	1	0	0	0	0	0	58	88	0.00	0.286
29 Jeff Samardzija, R ERA: 2.31	(8, 1)	0.1		3	0	1	1	0	2	0	0	0	0	0	7	15	27.00	6.000
49 Carlos Marmol, R ERA: 2.63	(8, 1)	0.2		2	0	0	0	1	0	0	0	0	1	0	10	15	0.00	0.000
Bob Howry, R ERA: 5.45	(9, 1)	1.0		3	0	0	0	0	0	0	0	0	0	0	10	15	0.00	0.000

PITCHER	IP	WLS	BF	H	R	ER	SO	BB	IBB	HBP	BLK	WP	HR	S	P	ERA	WHIP

BOTTOM

Chicago Cubs @ Houston Astros

Miller Park, Milwaukee, WI

Mon Sep 15 2008, 1:05 PM CDT

Att. 15,158 - Cloudy - 59 F

livebaseballscorecards.com

AB	27
R	1
H	1
RBI	1
BB	3
SO	10
LOB	9

Batter	1	2	3	4	5	6	7	8	9	AB	R	H	RBI	BB	SO	LOB
25 Mike Cameron, R (1, 8) OBP: 0.333, SLG: 0.500	X SI 91 0-0 ① G6-3		C SI 91 C SI 92 B SI 92 F SL 86 B FF 92 F SL 86 B SL 87 F SI 93 C SI 92 3-3 ② K		C SI 92 C SI 93 X SI 92 0-2 ②③ G5-3 2-3f		B SI 92 B SI 92 B SI 92 B SI 92 4-0 BB		S FF 96 F FF 97 S FF 96 0-3 ② K	4	0	0	0	1	2	4
Ray Durham, S (1, 4) OBP: 0.378, SLG: 0.432	C SI 90 B FF 92 S SI 93 S SI 93 1-3 ② K		C SL 85 B SI 91 C SL 86 F FS 84 F SI 93 B FF 94 F SL 87 B FF 93 S FF 92 3-3 ③ K			B SI 90 F SI 90 C FS 81 B FS 83 X SI 92 2-2 28 HR 2B	1 SAFE 1 SAFE C SL 88 B FF 93 1 SAFE F SL 88 B FF 93 X FC 91 2-2 ② F7		X FF 96 0-0 8 1B 1-H 2B	5	1	2	1	0	2	1
8 Ryan Braun, R (1, 7) OBP: 0.336, SLG: 0.562	F SL 86 B SI 92 F SL 88 F FF 94 F FF 94 B SL 87 B SI 92 B SL 87 4-2 28 2B BB			S SI 89 X SI 91 0-1 ① G6-3		B SL 86 X FS 82 1-0 ① P4	B SL 88 C SL 85 X FF 96 1-1 ③ F9		S FF 96 F FF 97 X FF 97 0-2 2-3 1B	4	0	1	0	1	0	2
28 Prince Fielder, L (1, 3) OBP: 0.366, SLG: 0.496	B FS 81 S FS 81 1 SAFE F SI 92 X SI 90 1-2 1-3 2B			C FS 81 S FS 82 B FS 83 B SI 92 X FS 82 2-2 ② F9		B FF 92 D FS 82 X FS 82 2-0 2-H HR		X FF 95 0-0 HR	F CU 81 B FF 96 S FF 97 F FF 96 F FF 96 B CU 81 F FF 95 B FF 96 C CU 81 3-3 ③ K	5	2	3	3	0	1	2
7 J.J. Hardy, R (1, 6) OBP: 0.339, SLG: 0.478	S SL 86 F SL 86 B SL 85 B SL 86 F SL 87 S SI 93 2-3 ③ K			S SL 85 S SL 86 B SI 93 B SL 86 F SL 86 C FF 92 2-3 ③ K		C SL 87 B SI 91 X SI 91 1-1 1B 1B		B SL 85 C SL 83 C SL 82 B SL 84 C FF 95 2-3 ① K		4	0	1	0	0	3	2
1 Corey Hart, R (1, 9) OBP: 0.310, SLG: 0.476		C FF 92 S SL 86 S SL 86 0-3 ① K			M SL 84 C FF 92 S FF 92 0-3 ① K	1 SAFE D SL 82 F SL 86 1 SAFE B SI 90 X SL 87 2-1 ② F8		B SL 85 F FF 95 C FF 95 X SL 82 1-2 ② F9		4	0	0	0	0	2	1
Craig Counsell, L (1, 5) OBP: 0.343, SLG: 0.316		C SI 93 B SI 93 B FF 92 C SI 92 F FS 83 F FS 84 F FF 93 F SI 94 B SL 87 3-2 ② X SI 93 G3			B SI 91 C SL 85 S FS 83 F SI 92 B SL 86 X FS 82 2-2 SH 18 1B 1B	C SI 91 D SL 85 X FS 82 1-1 1-2 1B		C FF 94 F FF 93 F FF 96 S SL 84 0-3 ③ K		4	0	2	0	0	1	0
18 Jason Kendall, R (1, 2) OBP: 0.330, SLG: 0.328		C SI 92 F SI 93 S SL 87 0-3 ③ K			B SI 91 1 SAFE C SI 91 X SI 91 1-1 25 G5-3 SH 1-2 1B	C SI 92 X SL 86 0-1 ③ P3			B FF 94 C FF 94 C FF 96 F FF 96 X FF 96 1-2 ① F9	4	0	1	0	0	1	2
CC Sabathia, L (1, 1) OBP: 0.250, SLG: 0.432 12 Carlos Villanueva, R (8, 1) OBP: 0.176, SLG: 0.125 Brian Shouse, L (8, 1) 47 Mike Lamb, L (9, PH) OBP: 0.278, SLG: 0.324 21 Alcides Escobar, R (9, PR) OBP: 0.667, SLG: 0.667			B FS 80 B FS 81 S SI 92 F SI 92 S FS 83 2-3 ① K		C SI 90 X FS 81 0-1 1-2 2-3 SH		X SI 91 0-0 ① F7		B CU 81 C FF 96 S FF 96 F FF 95 X CU 80 1-2 2B 1B	2 0 0 1 0	0 0 0 0 1	0 0 0 1 0	0 0 0 0 0	0 0 0 0 0	1 0 0 0 0	0 0 0 0 0
Inning Stats	R: 0 H: 1 E: 0 LOB: 2 K: 2 BB: 1 S: 15 P: 23	R: 0 H: 0 E: 0 LOB: 0 K: 2 BB: 0 S: 13 P: 16	R: 0 H: 0 E: 0 LOB: 0 K: 3 BB: 0 S: 15 P: 23	R: 0 H: 0 E: 0 LOB: 0 K: 1 BB: 0 S: 9 P: 13	R: 0 H: 2 E: 1 LOB: 2 K: 1 BB: 0 S: 14 P: 17	R: 2 H: 4 E: 0 LOB: 2 K: 0 BB: 0 S: 13 P: 22	R: 0 H: 0 E: 0 LOB: 1 K: 0 BB: 1 S: 6 P: 13	R: 1 H: 1 E: 0 LOB: 0 K: 2 BB: 0 S: 11 P: 14	R: 1 H: 3 E: 0 LOB: 2 K: 2 BB: 0 S: 21 P: 26	1B: 6 SF: 0 2B: 3 SAC: 1 3B: 0 DP: 1 HR: 2 HBP: 0						WP: 0 PA: 40 PB: 0 SB: 0 CS: 0

PITCHER		IP	WLS	BF	H	R	ER	SO	BB	IBB	HBP	BLK	WP	HR	S	P	ERA	WHIP
46 Ryan Dempster, R ERA: 3.02	(1, 1)	6.0	W	26	7	2	2	9	1	0	0	0	0	1	79	114	3.00	1.333
Bob Howry, R ERA: 5.43	(7, 1)	0.1	H	2	0	0	0	0	1	0	0	0	0	0	1	5	0.00	3.000
48 Neal Cotts, L ERA: 3.9	(7, 1)	0.1	H	1	0	0	0	0	0	0	0	0	0	0	3	5	0.00	0.000
49 Carlos Marmol, R ERA: 2.7	(7, 1)	1.1	H	5	1	1	1	2	0	0	0	0	0	1	13	17	6.75	0.750
Kerry Wood, R ERA: 3.54	(9, 1)	1.0	S	6	3	1	1	2	0	0	0	0	0	0	21	26	9.00	3.000

PITCHER	IP	WLS	BF	H	R	ER	SO	BB	IBB	HBP	BLK	WP	HR	S	P	ERA	WHIP

TOP

Milwaukee Brewers @ Chicago Cubs

Wrigley Field, Chicago, IL

Tue Sep 16 2008, 7:05 PM CDT

Att. 40,738 - Clear - 68 F

livebaseballscorecards.com

AB	37
R	4
H	11
RBI	4
BB	2
SO	13
LOB	14

Batter	1	2	3	4	5	6	7	8	9	AB	R	H	RBI	BB	SO	LOB
12 Alfonso Soriano, R (1, 7) OBP: 0.351, SLG: 0.561	C FF 93 C SL 80 B FF 94 B SL 79 F SL 80 X FF 96 2-2 2 G4-3 25 2B 2B	X FF 95 0-0 ③ FC6-4 1-2f		C SL 80 B CH 86 B SL 79 S CH 86 X CH 86 2-2 ③ P4			B CH 87 X FF 94 1-0 HR			4	2	2	1	0	0	2
2 Ryan Theriot, R (1, 6) OBP: 0.385, SLG: 0.361	X FF 94 0-0 ① G4-3 2-3		C CH 86 C FF 94 B SL 80 F SL 81 F CH 87 B FF 94 F FF 94 F SL 80 F CH 87 2-2 X SI 84 25 1B 16 2B 1B		B CU 74 C CH 85 X FF 94 1-1 ① F9		X CH 87 0-0 ② G4-3			4	1	1	0	0	0	1
25 Derrek Lee, R (1, 3) OBP: 0.363, SLG: 0.466	X FF 94 0-0 16 G4-3 3-H 2B		B CH 85 X CH 85 1-0 16 2B 1-3 1B		S CH 86 B SL 80 S FF 94 B SL 81 S FF 94 2-3 ② K		C CH 87 B SL 80 B CH 86 F FF 94 X FF 95 2-2 ③ G6-3			4	1	2	1	0	1	0
16 Aramis Ramirez, R (1, 5) OBP: 0.374, SLG: 0.502	F CH 86 C SL 80 B FF 95 X FF 94 1-2 ② G4-3 2-3		F SI 94 S SL 81 B FF 95 X SL 80 1-2 18 G3 1-H 3-H 2B		B FF 94 X FF 95 1-0 18 FC5-4 1B			B FF 89 S SL 82 B FF 90 B CH 81 F FF 88 X CH 84 3-2 18 G6-3 1B 2B		4	1	3	2	0	0	1
18 Geovany Soto, R (1, 2) OBP: 0.363, SLG: 0.502	S CH 86 X FF 94 0-1 ③ G5-3		B FF 94 C SL 80 B CH 87 S CH 84 X FF 94 2-2 ① G3 2-3		B CH 86 S CH 86 F FF 94 B FF 94 X FF 94 2-2 ③ FC5-4 1-2f			B SL 80 F SL 82 C FF 89 X FF 89 1-2 ① G6-3 2-3		4	0	0	0	0	0	4
Mark DeRosa, R (1, 9) OBP: 0.375, SLG: 0.474 (7, 4)		F CH 86 F FF 93 B CH 86 B CH 86 S SL 80 2-3 ① K	S FF 94 F FF 95 B SI 95 F SL 80 S FF 94 1-3 ② K			B CH 86 X CH 86 1-0 ① G5-3		F FF 89 H FF 89 1-1 1B HBP		3	0	0	0	0	2	1
9 Reed Johnson, R (1, 8) OBP: 0.354, SLG: 0.424 Felix Pie, L (9, 8) OBP: 0.307, SLG: 0.288		X SI 94 0-0 46 1B 1B	B FF 94 F FF 94 F CH 87 S SL 79 1-3 ③ K			X SI 92 0-0 ② G6-3		B SL 82 B FF 90 B SL 82 C FF 88 F CH 82 F CH 84 F CH 82 C FF 90 3-3 ② K		4 0	0 0	1 0	0 0	0 0	2 0	3 0
Ronny Cedeno, R (1, 4) OBP: 0.335, SLG: 0.360 49 Carlos Marmol, R (7, 1) Daryle Ward, L (8, PH) OBP: 0.327, SLG: 0.384 Henry Blanco, R (8, PH) OBP: 0.324, SLG: 0.400 Kerry Wood, R (9, 1)		C CH 86 X SI 94 0-1 ② F9		X CH 85 0-0 ① G6-3		C FF 94 B SL 80 S CH 87 B CH 86 B SL 78 X CH 86 3-2 ③ G6-3		1 SAFE B SI 81 X SI 80 1-0 1-2 3-H 1B		3 0 0 1 0	0 0 0 0 0	0 0 0 1 0	0 0 0 1 0	0 0 0 0 0	0 0 0 0 0	1 0 0 0 0
46 Ryan Dempster, R (1, 1) OBP: 0.200, SLG: 0.207 Bob Howry, L (7, 1) 48 Neal Cotts, L (7, 1) 1 Kosuke Fukudome, L (7, 9) OBP: 0.360, SLG: 0.378		B FF 94 F SI 93 X CH 86 1-1 12 FC6-4 1-3 1B		C FF 92 X FF 94 0-1 ② F7			S SL 79 F SL 80 S SL 80 0-3 ① K	B SL 76 C SL 76 X SI 82 1-1 ③ G6-3		2 0 0 2	0 0 0 0	1 0 0 0	0 0 0 0	0 0 0 0	0 0 0 1	0 0 0 2
Inning Stats	R: 1 E: 0 K: 0 S: 11 H: 2 LOB: 1 BB: 0 P: 14	R: 0 E: 0 K: 1 S: 9 H: 2 LOB: 2 BB: 0 P: 12	R: 2 E: 0 K: 2 S: 22 H: 3 LOB: 1 BB: 0 P: 30	R: 0 E: 0 K: 0 S: 6 H: 0 LOB: 0 BB: 0 P: 8	R: 0 E: 0 K: 1 S: 9 H: 1 LOB: 1 BB: 0 P: 15	R: 0 E: 0 K: 0 S: 5 H: 0 LOB: 0 BB: 0 P: 9	R: 1 E: 0 K: 1 S: 8 H: 1 LOB: 0 BB: 0 P: 11	R: 1 E: 0 K: 1 S: 15 H: 2 LOB: 2 BB: 0 P: 25		1B: 6 2B: 4 3B: 0 HR: 1	SF: 0 SAC: 0 DP: 0 HBP: 1		WP: 0 PB: 0 SB: 0 CS: 0	PA: 36	

PITCHER		IP	WLS	BF	H	R	ER	SO	BB	IBB	HBP	BLK	WP	HR	S	P	ERA	WHIP
CC Sabathia, L ERA: 2.88	(1, 1)	7.0	L	30	9	4	4	5	0	0	0	0	0	1	70	99	5.14	1.286
12 Carlos Villanueva, R ERA: 4.19	(8, 1)	0.2		4	1	1	1	1	0	0	1	0	0	0	12	20	13.50	1.500
Brian Shouse, L ERA: 2.84	(8, 1)	0.1		2	1	0	0	0	0	0	0	0	0	0	3	5	0.00	3.000

PITCHER	IP	WLS	BF	H	R	ER	SO	BB	IBB	HBP	BLK	WP	HR	S	P	ERA	WHIP

BOTTOM

Milwaukee Brewers @ Chicago Cubs

Wrigley Field, Chicago, IL

Tue Sep 16 2008, 7:05 PM CDT

Att. 40,738 - Clear - 68 F

livebaseballscorecards.com

AB	35
R	5
H	11
RBI	5
BB	0
SO	6
LOB	15

Batter	1	2	3	4	5	6	7	8	9	AB	R	H	RBI	BB	SO	LOB
25 Mike Cameron, R (1, 8) OBP: 0.332, SLG: 0.496	C SI 91 B SI 92 B SI 93 F SI 92 X SL 87 2-2 8 BB S 28 2B 1B	C SI 92 B CH 83 F CH 83 F CH 84 B CH 85 F SI 92 X SI 92 2-2 ③ L4		F SI 91 B SI 91 X SI 92 1-1 ③ G4-3		T FF 96 F FF 94 B FF 94 S FF 96 1-3 ② K		F SI 89 B CH 86 S FF 89 F SL 84 F CU 74 F FF 90 B CU 75 F SL 86 B SL 87 3-2 X SL 88 ① F8		5	1	1	0	0	1	3
Ray Durham, S (1, 4) OBP: 0.379, SLG: 0.430	B SI 91 B SI 90 F SI 90 B SI 91 B SI 92 4-1 8 BB 1-2 28 2B BB	B SI 90 F SI 90 S CH 81 X CH 84 1-2 ① G1	C CH 81 C SI 90 X CH 81 1-1 ① F9		B CU 79 F FC 91 B FF 95 B SI 95 C FF 96 F FF 96 X FC 93 3-2 ③ P2		X SL 85 0-0 1B		4	1	1	0	1	0	2
8 Ryan Braun, R (1, 7) OBP: 0.336, SLG: 0.559	C SI 91 B SL 88 B SL 88 B SI 92 C SI 92 F B 4-2 1-2 28 2B 2-3 BB	X SL 87 0-0 ② L4	C SI 90 X SL 88 0-1 ② F9			B FF 93 C FF 94 H FF 94 2-1 28 1B 7 2B HBP	X SL 87 0-0 ② L5		3	2	0	0	1	0	1
28 Prince Fielder, L (1, 3) OBP: 0.370, SLG: 0.502	X SI 88 0-0 1-H 2-H 3-H 2B	B CH 81 B SI 92 B SI 91 B SI 91 4-0 7 1B BB	X SI 90 0-0 7 1B 2B			1 SAFE X FC 92 0-0 7 2B 1 1B 1-3 1B	F SI 89 X CH 85 0-1 ③ P5		4	1	3	3	1	0	1
7 J.J. Hardy, R (1, 6) OBP: 0.341, SLG: 0.481	C SI 92 S SI 91 X SL 78 0-2 ① G5-3	C SL 92 S SI 87 F SL 87 X SI 93 0-2 1 FC6-4 1-2 1B	C SL 87 B SI 92 X SI 91 1-1 2-3 1B			C FC 92 B FC 94 B FF 96 X FF 96 2-1 1 1B 1-3 2B 3-H	C SL 82 S CH 81 F FF 90 F CH 80 S FF 89 0-3 ① K		5	1	3	1	0	1	1
1 Corey Hart, R (1, 9) OBP: 0.309, SLG: 0.474	F SL 77 B SI 92 F SI 92 S SL 87 1-3 ② K	D SI 89 B SI 92 X SI 92 2-0 ③ FC6-4 1-2f	C SL 89 X SI 92 0-1 ③ F9			S CU 81 F FF 96 B FC 93 X CU 81 1-2 18 SH5-4 47 F7-2 HBP 2-H 3-H 1B	B CH 81 X SI 88 1-0 ② G6-3		5	0	1	2	0	1	5
Craig Counsell, L (1, 5) OBP: 0.341, SLG: 0.310	C SI 91 B SI 90 C SI 89 F SI 91 F SI 91 S CH 83 1-3 ③ K	B SI 91 F SI 90 C CH 82 B CH 83 F CH 82 S SI 91 2-3 ① K				C CH 80 B SL 78 X SI 91 1-1 ① G3-1	1 SAFE 1 SAFE F FF 96 H FF 92 1-1 18 SH5-4 1-2 HBP	C SI 88 B SI 88 X CH 81 1-1 ③ G4-3		4	0	0	0	0	2	1
18 Jason Kendall, R (1, 2) OBP: 0.331, SLG: 0.328		C SI 90 B SI 91 X SL 86 1-1 ① G6-3		L SI 90 B SI 92 X SI 92 1-1 45 SH3-4 1B		L SI 91 B SL 78 F SL 76 B SL 87 B SI 92 B SI 90 4-2 27 WP 27 S BB	X SI 94 0-0 ① SH5-4 1-2 2-3			2	0	1	0	1	0	0
		S SI 90 X SI 91 0-1 ② G6-3		X SI 90 0-0 ② SH3-4 1-2		B SI 90 B SI 90 C SI 90 S SI 90 B CH 81 F CH 85 B CH 83 4-2 1-3 BB	B CU 80 C SI 96 B FF 89 B SI 95 F SI 95 F FF 91 X FF 95 3-2 ② ③ F7-2 3-H									

15 Ben Sheets, R OBP: 0.357, SLG: 0.194 (1, 1)
45 Mark DiFelice, R (0, 1)
60 Todd Coffey, R (0, 1)
27 Brad Nelson, L OBP: 0.500, SLG: 0.400 (0, PH)
12 Carlos Villanueva, R OBP: 0.176, SLG: 0.235 (0, 1)
57 Mitch Stetter, L (0, 1)
47 Mike Lamb, L OBP: 0.277, SLG: 0.322 (1, PH)
Eric Gagne, R (1, 1)
Guillermo Mota, R (0, 1)
Salomon Torres, R (0, 1)

1	0	0	0	0	0	0			
0	0	0	0	0	0	0			
0	0	0	0	0	0	0			
0	0	0	0	1	0	0			
0	0	0	0	0	0	0			
0	0	0	0	0	0	0			
1	0	0	0	0	0	2			
0	0	0	0	0	0	0			
0	0	0	0	0	0	0			
0	0	0	0	0	0	0			

Inning Stats	1	2	3	4	5	6	7	8	9
	R: 3 E: 0 K: 2 S: 19 H: 2 LOB: 1 BB: 2 P: 31	R: 0 E: 0 K: 0 S: 9 H: 0 LOB: 0 BB: 0 P: 12	R: 0 E: 0 K: 0 S: 9 H: 1 LOB: 2 BB: 1 P: 16	R: 0 E: 0 K: 1 S: 9 H: 1 LOB: 1 BB: 0 P: 13	R: 0 E: 0 K: 0 S: 9 H: 2 LOB: 2 BB: 0 P: 11	R: 0 E: 0 K: 1 S: 14 H: 0 LOB: 2 BB: 2 P: 27	R: 3 E: 0 K: 0 S: 13 H: 3 LOB: 1 BB: 0 P: 22	R: 0 E: 0 K: 0 S: 11 H: 1 LOB: 1 BB: 0 P: 14	R: 0 E: 0 K: 1 S: 8 H: 0 LOB: 0 BB: 0 P: 10

1B: 7	SF: 0	WP: 1	PA: 43
2B: 4	SAC: 2	PB: 0	
3B: 0	DP: 1	SB: 2	
HR: 0	HBP: 2	CS: 0	

PITCHER		IP	WLS	BF	H	R	ER	SO	BB	IBB	HBP	BLK	WP	HR	S	P	ERA	WHIP
Jason Marquis, R ERA: 4.39	(1, 1)	5.1	L	27	6	3	3	3	5	0	0	0	1	0	62	99	5.06	2.062
37 Angel Guzman, R ERA: 7.36	(6, 1)	0.2		6	3	3	3	1	0	0	1	0	0	0	14	23	40.50	4.500
22 Kevin Hart, R ERA: 7.59	(7, 1)	1.0		3	0	0	0	0	0	0	1	0	0	0	6	10	0.00	0.000
45 Sean Marshall, L ERA: 3.7	(8, 1)	1.0		4	1	0	0	0	0	0	0	0	0	0	11	14	0.00	1.000
36 Randy Wells, R ERA:	(9, 1)	1.0		3	0	0	0	1	0	0	0	0	0	0	8	10	0.00	0.000

PITCHER	IP	WLS	BF	H	R	ER	SO	BB	IBB	HBP	BLK	WP	HR	S	P	ERA	WHIP

TOP

Milwaukee Brewers @ Chicago Cubs

Wrigley Field, Chicago, IL

Wed Sep 17 2008, 7:05 PM CDT

Att. 41,200 - Clear - 66 F

livebaseballscorecards.com

AB	34
R	6
H	10
RBI	6
BB	5
SO	5
LOB	16

BOTTOM

Milwaukee Brewers @ Chicago Cubs

Wrigley Field, Chicago, IL

Wed Sep 17 2008, 7:05 PM CDT

Att. 41,200 - Clear - 66 F

livebaseballscorecards.com

Batter	1	2	3	4	5	6	7	8	9	AB	R	H	RBI	BB	SO	LOB
12 Alfonso Soriano, R (1, 7) OBP: 0.350, SLG: 0.557	X FF 91 0-0 ① G5-3		C SL 83 X SL 83 0-1 ③ F8		C SL 82 S SL 82 D SL 82 S SL 84 1-3 ③ K			C SL 88 B SL 88 B SL 86 B SL 88 B SI 96 4-1 25 1B BB		3	0	0	0	1	1	1
17 Mike Fontenot, L (1, 4) OBP: 0.379, SLG: 0.509	C CU 78 B CU 78 F FF 92 F CU 79 C FF 94 1-3 ② K			B FF 88 S SL 83 B SL 83 X SL 83 2-1 ① G4-3		C FF 88 F FF 88 F SL 83 B FF 89 C CU 75 1-3 ① K		B SI 94 F SI 93 S CH 84 B SI 94 X SI 94 2-2 ② F7		4	0	0	0	0	2	1
25 Derrek Lee, R (1, 3) OBP: 0.362, SLG: 0.465	B FF 91 B FF 92 C FF 92 F FF 90 B FF 91 F FF 93 F FF 92 S FF 91 3-3 ③ K			C SL 84 B FF 88 B SL 85 B SL 84 F SL 85 S SL 82 3-3 ② K		C CU 72 B SL 83 B FF 90 B FF 89 X FF 88 3-1 ② F8		B SI 95 B SI 95 C CH 86 F SI 95 F SI 94 X SI 95 2-2 16 FC6-4 1-2 1B		4	0	1	0	0	2	0
16 Aramis Ramirez, R (1, 5) OBP: 0.377, SLG: 0.509		X FF 89 0-0 HR		B SL 85 B SL 84 C SL 83 F FF 87 B SL 83 B SL 84 4-2 1B BB		C FF 91 S FF 90 B SL 85 B FF 91 B CU 76 X SL 84 3-2 1B		X SI 95 0-0 ③ FC6-4 1-2f		3	1	2	1	1	0	2
Jim Edmonds, L (1, 8) OBP: 0.346, SLG: 0.470		X CU 73 0-0 ① G4-3		S SL 84 B FF 87 C SL 84 X FF 88 1-2 FC6-4 1-3 1B		B SL 77 C FF 85 X SL 78 1-1 ③ G4-3			B SI 92 F SI 93 X CU 78 1-1 ① G4-3	4	0	1	0	0	0	1
Mark DeRosa, R (1, 9) OBP: 0.374, SLG: 0.472		C FF 89 X CU 72 0-1 ② F7		C SL 85 C SL 84 B SL 84 X SL 83 1-2 ③ FC6-4 1-2f			X FF 92 0-0 ① F7		X SI 92 0-0 18 1B 2 FC6-4 1B	4	1	1	0	0	0	2
18 Geovany Soto, R (1, 2) OBP: 0.364, SLG: 0.501		B FF 89 F CH 87 B CU 72 B FF 89 C FF 90 X FF 91 3-2 ③ F9			C FF 94 B SL 83 C SL 82 B SI 92 B SI 93 F SI 93 B SI 93 4-2 2 FC5-4 BB		C FF 92 B CU 71 C CU 70 F FF 93 B FF 94 C CU 71 2-3 ② K		S SI 90 X SI 92 0-1 2 FC6-4 1-3 1B	3	0	1	0	1	1	0
2 Ryan Theriot, R (1, 6) OBP: 0.382, SLG: 0.359			C SL 82 F SL 83 B SL 82 C SL 86 1-3 ① K		B SI 93 C SI 93 F SI 91 X SI 94 1-2 ① FC5-4 SH5-4 1-2f		X FF 93 0-0 ③ G6-3		B SI 93 B SI 91 C SI 91 F SI 93 F CU 80 F SI 91 F SI 93 F SI 94 B CH 86 3-2 X SI 94 FC6-4 DI 1-2f 3-H	4	0	0	1	0	1	2
Jason Marquis, L (1, 1) OBP: 0.227, SLG: 0.304 37 Angel Guzman, R (6, 1) 22 Kevin Hart, R (7, 1) 45 Sean Marshall, L (8, 1) OBP: 0.417, SLG: 0.417 6 Micah Hoffpauir, L (8, PH) OBP: 0.365, SLG: 0.438 36 Randy Wells, R (9, 1) Daryle Ward, L (9, PH) OBP: 0.324, SLG: 0.379			F FF 86 X FF 87 0-1 ② G3-1		B SI 93 X FF 92 1-0 ② SH5-4 1-2			C SI 94 S CH 86 S CH 85 0-3 ① K	F CU 79 S CU 72 B CH 82 X CU 78 1-2 ③ G4-3 1-2	1 0 0 0 1 0 1	0 0 0 0 0 0 0	0 0 0 0 0 0 0	0 0 0 0 0 0 1	0 0 0 0 0 0 0	0 0 0 0 0 0 1	0 0 0 0 0 0 1
Inning Stats	R: 0 E: 0 K: 2 S: 10 H: 0 LOB: 0 BB: 0 P: 14	R: 1 E: 0 K: 0 S: 7 H: 1 LOB: 0 BB: 0 P: 10	R: 0 E: 0 K: 1 S: 7 H: 0 LOB: 0 BB: 0 P: 8	R: 0 E: 0 K: 1 S: 13 H: 1 LOB: 2 BB: 1 P: 24	R: 0 E: 0 K: 1 S: 10 H: 0 LOB: 1 BB: 1 P: 17	R: 0 E: 0 K: 1 S: 11 H: 1 LOB: 1 BB: 0 P: 19	R: 0 E: 0 K: 1 S: 6 H: 0 LOB: 0 BB: 0 P: 8	R: 0 E: 0 K: 1 S: 12 H: 1 LOB: 2 BB: 1 P: 20	R: 1 E: 0 K: 0 S: 15 H: 2 LOB: 1 BB: 0 P: 20	1B: 5 2B: 0 3B: 0 HR: 1	SF: 0 SAC: 1 DP: 0 HBP: 0		WP: 0 PB: 0 SB: 0 CS: 0	PA: 36			

	AB	32
	R	2
	H	6
	RBI	2
	BB	3
	SO	8
	LOB	10

PITCHER		IP	WLS	BF	H	R	ER	SO	BB	IBB	HBP	BLK	WP	HR	S	P	ERA	WHIP
15 Ben Sheets, R ERA: 2.98	(1, 1)	2.0		7	1	1	1	2	0	0	0	0	0	0	17	24	4.50	0.500
45 Mark DiFelice, R ERA: 3.06	(3, 1)	2.0	W	8	1	0	0	2	1	0	0	0	0	0	20	32	0.00	1.000
60 Todd Coffey, R ERA: 5.24	(5, 1)	1.0		4	0	0	0	1	1	0	0	0	0	0	10	17	0.00	1.000
12 Carlos Villanueva, R ERA: 4.17	(6, 1)	0.2	H	3	1	0	0	1	0	0	0	0	0	0	9	16	0.00	1.500
57 Mitch Stetter, L ERA: 3.33	(6, 1)	0.1	H	1	0	0	0	0	0	0	0	0	0	0	2	3	0.00	0.000

PITCHER		IP	WLS	BF	H	R	ER	SO	BB	IBB	HBP	BLK	WP	HR	S	P	ERA	WHIP
Eric Gagne, R ERA: 6.25	(7, 1)	1.0		3	0	0	0	1	0	0	0	0	0	0	6	8	0.00	0.000
Guillermo Mota, R ERA: 4.02	(8, 1)	1.0		5	1	0	0	1	1	0	0	0	0	0	12	20	0.00	2.000
Salomon Torres, R ERA: 2.76	(9, 1)	1.0		5	2	1	1	0	0	0	0	0	0	0	15	20	9.00	2.000

Milwaukee Brewers @ Chicago Cubs

Wrigley Field, Chicago, IL

Thu Sep 18 2008, 1:20 PM CDT

Att. 40,678 - Sunny - 68 F

TOP

livebaseballscorecards.com

Batter	1	2	3	4	5	6	7	8	9	10	11	12	AB	R	H	RBI	BB	SO	LOB
25 Mike Cameron, R (1, 8) OBP: 0.332, SLG: 0.493	BB	K			G1	1B		F7		K			5	2	1	1	1	2	1
Ray Durham, S (1, 4) OBP: 0.380, SLG: 0.433	BB		F7		2B	1B		G4-3			K		5	1	2	1	1	1	0
8 Ryan Braun, R (1, 7) OBP: 0.334, SLG: 0.555	F8		G6-3		P3	1B		G5-3			K		6	0	1	1	0	1	4
28 Prince Fielder, L (1, 3) OBP: 0.371, SLG: 0.502	FC4		K		IBB	IBB			2B		K		4	1	1	1	2	2	1
7 J.J. Hardy, R (1, 6) OBP: 0.344, SLG: 0.481	BB	F8		F9		BB			1B			1B	4	0	2	1	2	0	3
1 Corey Hart, R (1, 9) OBP: 0.309, SLG: 0.476	K	K				G6-3 / F9			P4 2B			2B	6	0	2	1	0	2	6
Craig Counsell, L (1, 5) OBP: 0.341, SLG: 0.305	K	BB				BB	G4-3		P4			G4-3	4	1	0	0	2	1	6
18 Jason Kendall, R (1, 2) OBP: 0.328, SLG: 0.324		K		F9		FC4	G4-3		G4-3			FC5-2-6	6	0	0	0	0	1	4
31 Dave Bush, R (1, 1) ERA: 0.00, AB/A: 0.143		K			2B G1	FC6-4	F8			K		G6-3							
47 Mike Lamb, L (8, PH) ERA: 0.00, AB/A: 0.000																			
60 Todd Coffey, R (8, 1) ERA: 0.00, AB/A: 0.000																			
27 Brad Nelson, L (7, PH) ERA: 0.00, AB/A: 0.000																			
Eric Gagne, R (7, 1) ERA: 0.00, AB/A: 0.000																			
Guillermo Mota, R (8, 1) ERA: 0.00, AB/A: 0.000																			
Salomon Torres, R (8, 1) ERA: 0.00, AB/A: 0.000																			
23 Rickie Weeks Jr., R (1B, PH) ERA: 0.00, AB/A: 0.000																			
73 Seth McClung, L (1, 1) ERA: 0.00, AB/A: 0.000																			
27 Joe Smith, R (1B, PH) ERA: 0.00, AB/A: 0.000																			
12 Carlos Villanueva, R (1, 1) ERA: 0.00, AB/A: 0.000																			
Inning Stats	R: 1 E: 0 K: 2 S: 21 H: 0 LOB: 3 BB: 3 P: 38	R: 0 E: 0 K: 3 S: 10 H: 0 LOB: 0 BB: 0 P: 16	R: 0 E: 0 K: 1 S: 7 H: 0 LOB: 0 BB: 0 P: 10	R: 0 E: 0 K: 1 S: 11 H: 0 LOB: 1 BB: 1 P: 19	R: 0 E: 0 K: 0 S: 19 H: 1 LOB: 3 BB: 2 P: 32	R: 4 E: 1 K: 0 S: 16 H: 3 LOB: 3 BB: 3 P: 40	R: 0 E: 0 K: 0 S: 6 H: 0 LOB: 0 BB: 0 P: 8	R: 0 E: 0 K: 0 S: 4 H: 0 LOB: 0 BB: 0 P: 6	R: 1 E: 0 K: 0 S: 8 H: 3 LOB: 1 BB: 0 P: 10	R: 0 E: 0 K: 2 S: 8 H: 0 LOB: 0 BB: 0 P: 12	R: 0 E: 0 K: 3 S: 13 H: 0 LOB: 0 BB: 0 P: 16	R: 0 E: 0 K: 0 S: 12 H: 2 LOB: 2 BB: 0 P: 17	1B: 5 2B: 4 3B: 0 HR: 0	SF: 0 SAC: 0 DP: 0 HBP: 0	WP: 0 PB: 0 SB: 0 CS: 0	PA: 54

	AB	45
	R	6
	H	9
	RBI	6
	BB	9
	SO	12
	LOB	29

PITCHER		IP	WLS	BF	H	R	ER	SO	BB	IBB	HBP	BLK	WP	HR	S	P	ERA	WHIP
40 Rich Harden, R ERA: 2.03	(1, 1)	5.0		23	1	1	1	7	5	1	0	0	0	0	68	115	1.80	1.200
29 Jeff Samardzija, R ERA: 2.25	(6, 1)	0.2	B	8	3	4	0	0	1	1	0	0	0	0	15	35	0.00	6.000
36 Randy Wells, R ERA:	(6, 1)	2.1		8	0	0	0	0	1	0	0	0	0	0	11	19	0.00	0.429
48 Neal Cotts, L ERA: 4.18	(9, 1)	0.0		1	1	1	1	0	0	0	0	0	0	0	1	1	∞	∞
43 Michael Wuertz, R ERA: 3.92	(9, 1)	1.0		3	2	0	0	0	0	0	0	0	0	0	7	9	0.00	2.000

PITCHER		IP	WLS	BF	H	R	ER	SO	BB	IBB	HBP	BLK	WP	HR	S	P	ERA	WHIP
49 Carlos Marmol, R ERA: 2.67	(10, 1)	1.0		3	0	0	0	2	0	0	0	0	0	0	8	12	0.00	0.000
Kerry Wood, R ERA: 3.43	(11, 1)	2.0	W	8	2	0	0	3	0	0	0	0	0	0	25	33	0.00	1.000

Batter	1	2	3	4	5	6	7	8	9	10	11	12	AB	R	H	RBI	BB	SO	LOB
12 Alfonso Soriano, R (1, 7) OBP: 0.352, SLG: 0.554	C SI 88 F SI 89 B CU 70 X SI 89 1-2 **G4-3** ①		B FC 85 B SI 90 B SI 90 C SI 90 C SI 90 B SI 92 4-2 2 CS **BB**			B SL 82 X SI 94 1-0 2 FC5-4 **1B**		F SI 95 D SL 89 S SL 87 B SI 95 S CH 86 2-3 **K** ③		B SL 86 B FF 96 S FF 95 F FF 96 B CU 80 C FF 97 3-3 **K** ②		I IN 73 I IN 79 I IN 78 I IN 80 4-0 25 1B 25 DI **IBB**	4	0	1	0	2	2	1
2 Ryan Theriot, R (1, 6) OBP: 0.379, SLG: 0.355	B SI 90 C SI 89 F SI 90 F SI 90 X SI 89 1-2 **F8** ②		1 SAFE P PO 83 C SI 90 1 SAFE B SI 90 2-1 **CS** ③ 1-2	C FC 81 B SI 89 X SI 89 1-1 **G6-3** ①		C SI 92 X SI 92 0-1 **FC5-4** 25 G5-4-3 ① 1-2f			C SI 93 X SI 94 0-1 **L6** ①	C FF 97 C FF 97 B FF 96 S FF 97 1-3 **K** ③		X FF 89 0-0 **F9** ② 2-3	6	0	0	0	0	1	3
25 Derrek Lee, R (1, 3) OBP: 0.360, SLG: 0.462	C SI 89 F FC 84 C SI 90 0-3 **K** ③			B SI 88 B SI 90 X SI 89 2-0 **F8** ②		X SI 92 0-0 **G5-4-3** ② ③ 1-2f			B SI 95 C SI 92 C CH 84 X SI 93 1-2 **F9** ②		C FF 94 S FF 96 B FF 96 S FF 97 1-3 **K** ①	B FF 91 S SL 84 F FF 91 B FF 91 X SL 84 2-2 1-3 **1B** 3-H	6	0	1	1	0	2	1
16 Aramis Ramirez, R (1, 5) OBP: 0.378, SLG: 0.516		B SI 89 X SI 89 1-0 **G5-3** ①		X CH 84 0-0 **HR**			F FF 92 X CU 72 0-1 **G3** ①		X SI 94 0-0 1B **2B**	B FF 97 B FF 96 B CU 79 C FF 97 F FF 96 B FF 98 4-2 FC3-6 **BB**			4	2	2	1	1	0	0
Jim Edmonds, L (1, 8) OBP: 0.347, SLG: 0.480 Felix Pie, L (11, PH) (12, 8) OBP: 0.303, SLG: 0.284		C SI 90 X CU 70 0-1 **HR**		B FF 86 F FF 87 X SI 90 1-1 **F7** ③			X FF 92 0-0 **G1-3** ②		C SI 91 B CH 85 D CH 87 X SI 91 2-1 1B 18 HR 2-H **1B**		B FF 95 C FF 93 C FF 95 F FF 94 X CU 80 1-2 1B 1-2f ② **FC3-6**		4 1	2 0	2 0	2 0	0 0	0 1	0 1
Mark DeRosa, R (1, 4) OBP: 0.374, SLG: 0.471		C SI 90 F SI 90 B FC 85 S FC 84 1-3 **K** ②			X SI 89 0-0 **P6** ①		X FF 92 0-0 **F8** ③		B SI 91 X SI 94 1-0 18 HR 1-3 **1B**		B FF 93 X FF 93 1-0 18 DI 1-3 **1B**		5	1	2	0	0	1	0
18 Geovany Soto, R (1, 2) OBP: 0.362, SLG: 0.504		X FC 85 0-0 **F9** ③			C SI 90 S SI 83 B SI 89 B CU 71 F SI 91 F FC 83 F SI 91 C SI 85 2-3 **K** ②			B SI 94 C C SL 86 B SI 94 X SI 95 2-2 **F9** ①	X SI 93 0-0 1-H 3-H **HR**		D CU 78 X FF 96 1-0 **F8** ③ 1-2	5	1	1	3	0	1	2
1 Kosuke Fukudome, L (1, 9) OBP: 0.359, SLG: 0.375 49 Carlos Marmol, R (10, 1) Kerry Wood, R (11, 1) Daryle Ward, L (12, PH) OBP: 0.330, SLG: 0.379 Jason Marquis, L (12, PR) OBP: 0.237, SLG: 0.304			B SI 88 B FF 85 X SI 89 2-0 **F7** ①		C FF 87 C SI 90 B SI 90 B CU 72 F SI 91 F FF 84 B SI 90 B SI 90 4-2 **BB**			F SI 95 S CH 87 B CH 86 B CH 86 F SI 94 S CH 83 2-3 **K** ②	B CH 86 B SI 92 C SI 91 X SI 92 2-1 **G6-3** ③		B FF 87 S CH 80 S CU 73 B CH 83 B CU 75 B FF 89 4-2 2 F9 9 SH1-4 25 1B **BB**	3 0 0 0 0	0 0 0 0 1	0 0 0 0 0	1 0 0 1 0	1 0 0 0 0	0 0 0 0 0
40 Rich Harden, L (1, 1) OBP: 0.083, SLG: 0.083 6 Micah Hoffpauir, L (5, PH) OBP: 0.358, SLG: 0.429 29 Jeff Samardzija, R (6, 1) 36 Randy Wells, R (6, 1) 17 Mike Fontenot, L (8, PH) OBP: 0.361, SLG: 0.509 48 Neal Cotts, L (9, 1) 43 Michael Wuertz, R (9, 1) 9 Reed Johnson, R (10, 9) OBP: 0.353, SLG: 0.423		C SI 90 B SI 90 X CU 70 1-2 **G1-3** ②			1 SAFE C CH 81 X SI 83 0-1 **F9** ③			B SI 94 B SI 94 C SI 93 B SI 93 S FF 93 B SI 94 4-2 **BB**		C FF 96 B SL 89 F FF 95 S CU 79 1-3 **K** ①	B SL 79 B FF 88 L FF 86 X FF 88 2-1 1-2 **SH1-4** ①	1 0 0 0 0 0 0 1	0 0 0 0 0 0 0 0	0 0 0 0 0 0 0 0	0 0 0 0 1 0 0 0	0 0 0 0 0 0 0 1	0 1 0 0 0 0 0 0	0 0 0 0 0 0 0 0
Inning Stats	R: 0 E: 0 K: 1 S: 10 H: 0 LOB: 0 BB: 0 P: 12	R: 1 E: 0 K: 1 S: 7 H: 1 LOB: 0 BB: 0 P: 9	R: 0 E: 0 K: 0 S: 8 H: 0 LOB: 0 BB: 1 P: 16	R: 1 E: 0 K: 0 S: 6 H: 1 LOB: 0 BB: 0 P: 10	R: 0 E: 0 K: 1 S: 13 H: 0 LOB: 1 BB: 1 P: 19	R: 0 E: 0 K: 0 S: 4 H: 1 LOB: 0 BB: 0 P: 5	R: 0 E: 0 K: 0 S: 4 H: 0 LOB: 0 BB: 0 P: 4	R: 0 E: 0 K: 2 S: 12 H: 0 LOB: 1 BB: 1 P: 22	R: 4 E: 0 K: 0 S: 12 H: 4 LOB: 0 BB: 0 P: 18	R: 0 E: 0 K: 3 S: 9 H: 0 LOB: 0 BB: 0 P: 14	R: 0 E: 0 K: 1 S: 11 H: 1 LOB: 2 BB: 1 P: 19	R: 1 E: 0 K: 0 S: 8 H: 1 LOB: 2 BB: 2 P: 20	1B: 5 2B: 1 3B: 0 HR: 3	SF: 0 SAC: 1 DP: 1 HBP: 0	WP: 0 PB: 0 SB: 0 CS: 1	PA: 49			

PITCHER		IP	WLS	BF	H	R	ER	SO	BB	IBB	HBP	BLK	WP	HR	S	P	ERA	WHIP
31 Dave Bush, R ERA: 4.22	(1, 1)	5.0		18	2	2	2	3	2	0	0	0	0	2	44	66	3.60	0.800
60 Todd Coffey, R ERA: 5.01	(6, 1)	1.0	H	3	1	0	0	0	0	0	0	0	0	0	4	5	0.00	1.000
Eric Gagne, R ERA: 6.1	(7, 1)	1.0	H	3	0	0	0	0	0	0	0	0	0	0	4	4	0.00	0.000
Guillermo Mota, R ERA: 3.95	(8, 1)	1.0	H	4	0	0	0	2	1	0	0	0	0	0	12	22	0.00	1.000
Salomon Torres, R ERA: 3.2	(9, 1)	1.0		7	4	4	4	0	0	0	0	0	0	1	12	18	36.00	4.000

PITCHER		IP	WLS	BF	H	R	ER	SO	BB	IBB	HBP	BLK	WP	HR	S	P	ERA	WHIP
73 Seth McClung, R ERA: 4.22	(10, 1)	2.0		8	1	0	0	4	1	0	0	0	0	0	20	33	0.00	1.000
12 Carlos Villanueva, R ERA: 4.23	(12, 1)	0.2	L	5	1	1	1	0	1	1	0	0	0	0	8	20	13.50	3.000

BOTTOM

Milwaukee Brewers @ Chicago Cubs

Wrigley Field, Chicago, IL

Thu Sep 18 2008, 1:20 PM CDT

Att. 40,678 - Sunny - 68 F

livebaseballscorecards.com

AB	41
R	7
H	9
RBI	7
BB	6
SO	9
LOB	9

Batter	1	2	3	4	5	6	7	8	9	AB	R	H	RBI	BB	SO	LOB
55 Skip Schumaker, L (1, 8) OBP: 0.361, SLG: 0.411	B FF 91 X FF 92 1-0 47 1B 5 1B 2B	B FS 81 X SI 92 1-0 ① F7	S SL 87 F FF 88 S CU 73 0-3 ② K		C FF 96 X FC 92 0-1 ① G4-3 1-2	F FF 90 B SI 95 X SL 90 1-1 ③ G4-3			X SI 92 0-0 ① G4-3	6	1	1	0	0	1	5
47 Ryan Ludwick, R (1, 7) OBP: 0.369, SLG: 0.578 54 Brian Barton, R (7, PH) OBP: 0.367, SLG: 0.420 (7, 7)	F SI 92 B FF 92 X FF 85 1-1 BB 5 1B HR 2-3 1B	B SI 91 B SI 94 C SI 94 B SL 84 F SI 93 B SI 93 4-2 WP 5 G6-3 1B BB	B CH 84 B SL 87 C SL 87 S CH 84 B SL 87 B CU 73 4-2 1-2 BB		B CU 81 C FF 95 F SI 95 B CU 81 B FF 95 X FF 95 3-2 2-H HR		B B SL 90 F SI 94 S SL 91 S CU 78 2-3 ① K		B SL 86 X SI 92 1-0 1B 1B	2 2	3 0	2 1	2 0	2 0	0 1	0 0
5 Albert Pujols, R (1, 3) OBP: 0.457, SLG: 0.641 Mark Johnson, L (7, PH) OBP: 0.375, SLG: 0.375 (7, 2)	B FF 91 C SI 92 F SI 92 X SI 95 1-2 BB HR 1-2 3-H 1B	X SI 94 0-0 ② G6-3 1-2 2-3	B SL 88 F SL 86 F CH 85 X FF 90 1-2 ③ F8		C CU 78 B CU 79 C FF 96 S CU 80 1-3 ② K		B SI 95 F FF 94 C FF 91 F CU 78 S FF 94 1-3 ② K		B SI 92 B SI 92 X SI 92 2-0 61 FC6-4 1-2 1B	4 2	1 0	1 1	1 0	0 0	1 1	4 0
Felipe Lopez, S (1, 4) OBP: 0.329, SLG: 0.362 Kelvin Jimenez, R (7, 1) Ron Villone, L (9, 1)	B FS 86 B FF 90 B SI 92 C FF 89 F FF 90 B FS 86 4-2 1-2 2-3 HR BB	C SI 92 B SI 88 F FF 92 X SI 93 1-2 8 BB 2-H 3-H 1B		B FF 94 B FC 92 C FF 93 X FF 94 2-1 ① F7	C FF 93 B FF 94 B CU 80 B SI 93 X FF 94 3-1 ③ F8		C SI 94 B CU 81 X SI 93 1-1 61 1B 1B		C SI 92 B SI 92 C SI 91 C SI 91 1-3 ② K	4 1 0	2 0 0	2 0 0	1 0 0	1 0 0	0 1 0	0 2 0
8 Troy Glaus, R (1, 5) OBP: 0.368, SLG: 0.472 52 Josh Kinney, R (6, 1) 61 Nick Stavinoha, R (7, PH) OBP: 0.224, SLG: 0.217 (7, 9)	B SI 95 B SI 94 X SI 95 2-0 ① F8	B SI 93 C FF 93 B SI 95 S SL 85 B FF 93 B SL 85 4-2 1B 1-2 BB		C FF 96 B FF 95 B FF 95 F FF 96 X FF 95 2-2 ② G1-3		C FF 94 B CU 80 X FF 96 1-1 ① G5-3	F FF 95 X SI 95 0-1 1-2 1B		S SL 86 B SI 92 S CH 82 D CH 84 X SI 91 2-2 ③ FC6-4 1-2f	3 0 2	0 0 0	0 0 1	0 0 0	1 0 0	0 0 0	3 0 2
Adam Kennedy, L (1, 9) OBP: 0.311, SLG: 0.347 (7, 4)	X SI 92 0-0 1-H 2-H 3-H HR	F SI 88 B CU 72 B SL 87 B SL 86 C SI 90 F SI 90 F SL 88 F FF 90 X SI 89 3-2 1-3 2-H 1B		B FF 95 S FF 95 X FC 84 1-1 2B 1B		B SI 96 S SI 96 F SI 95 B SL 91 X SI 96 2-2 23 1B 2B	B SI 94 C FF 95 S CU 82 F CU 80 B FF 94 S FF 93 2-3 ③ K			5	3	4	5	0	1	2
Aaron Miles, S (1, 6) OBP: 0.351, SLG: 0.398 Cesar Izturis, S (4, 6) OBP: 0.308, SLG: 0.291	B SI 92 F FS 86 X SI 94 1-1 ② G3-1	F FF 88 C CU 72 F FF 90 F CU 74 B FF 90 S SL 86 1-3 ③ K		X FF 94 0-0 1-H 2B		B FF 95 S SL 92 B SI 95 X SI 95 2-1 ② L8		B FF 92 B FF 92 X FF 92 2-0 21 G5-4-3 1B		3 2	0 0	1 1	1 0	0 0	1 0	2 1
50 Adam Wainwright, R (1, 1) OBP: 0.295, SLG: 0.362 23 Brian Barden, R (6, PH) OBP: 0.250, SLG: 0.250 (6, 5)	S SI 92 C SI 93 C SI 94 0-3 ③ K		B FF 88 F SI 87 B SL 86 B SL 87 B FF 88 4-1 47 BB BB	X FF 95 0-0 ③ G4-3		X SL 92 0-0 2-H 1B		C SL 87 F SL 87 D SL 84 S FF 95 1-3 ① K	2 2	0 0	0 1	0 1	1 0	1 1	1 1
21 Jason LaRue, R (1, 2) OBP: 0.309, SLG: 0.389 (7, 3)		X SL 80 0-0 5 G6-3 WP 2B	B FF 89 X SL 87 1-0 ① F9		C FF 94 B FF 96 S FF 96 B FF 96 X SI 94 2-2 55 G4-3 47 HR 1B	B CU 81 B FF 95 F FF 90 B SL 91 B FF 95 4-1 BB		D SL 89 B FF 93 S SL 89 F SL 88 D SL 83 X SL 87 3-2 ② ③ G5-4-3 1-2f		4	2	2	0	1	0	2
Inning Stats	R: 5 E: 0 K: 1 S: 15 H: 4 LOB: 0 BB: 1 P: 25	R: 3 E: 0 K: 1 S: 21 H: 3 LOB: 2 BB: 2 P: 35	R: 0 E: 0 K: 1 S: 10 H: 0 LOB: 2 BB: 2 P: 20	R: 1 E: 0 K: 0 S: 9 H: 2 LOB: 1 BB: 0 P: 14	R: 2 E: 0 K: 1 S: 13 H: 2 LOB: 0 BB: 0 P: 22	R: 1 E: 0 K: 0 S: 11 H: 2 LOB: 2 BB: 1 P: 21	R: 0 E: 0 K: 3 S: 15 H: 2 LOB: 2 BB: 0 P: 21	R: 0 E: 0 K: 1 S: 7 H: 1 LOB: 0 BB: 0 P: 13	R: 0 E: 0 K: 1 S: 9 H: 2 LOB: 2 BB: 0 P: 15	1B: 12 2B: 4 3B: 0 HR: 2 SF: 0 SAC: 0 DP: 1 HBP: 0						

PITCHER	IP	WLS	BF	H	R	ER	SO	BB	IBB	HBP	BLK	WP	HR	S	P	ERA	WHIP
38 Carlos Zambrano, R (1, 1) ERA: 3.77	1.2	L	14	6	8	8	1	3	0	0	0	1	1	25	45	43.20	5.400
45 Sean Marshall, L (2, 1) ERA: 3.62	1.1		7	1	0	0	2	2	0	0	0	0	0	21	35	0.00	2.250
37 Angel Guzman, R (4, 1) ERA: 9.53	2.0		10	4	3	3	1	0	0	0	0	0	1	22	36	13.50	2.000
22 Kevin Hart, R (6, 1) ERA: 7.33	2.0		11	4	1	1	3	1	0	0	0	0	0	26	42	4.50	2.500
43 Michael Wuertz, R (8, 1) ERA: 3.83	1.0		3	1	0	0	1	0	0	0	0	0	0	7	13	0.00	1.000

PITCHER	IP	WLS	BF	H	R	ER	SO	BB	IBB	HBP	BLK	WP	HR	S	P	ERA	WHIP
Bob Howry, R (9, 1) ERA: 5.35	1.0		5	2	0	0	1	0	0	0	0	0	0	9	15	0.00	2.000

TOP

St. Louis Cardinals @ Chicago Cubs

Wrigley Field, Chicago, IL

Fri Sep 19 2008, 1:20 PM CDT

Att. 40,972 - Partly Cloudy - 76 F

livebaseballscorecards.com

AB	44
R	12
H	18
RBI	11
BB	6
SO	9
LOB	25

BOTTOM

St. Louis Cardinals @ Chicago Cubs

Wrigley Field, Chicago, IL

Fri Sep 19 2008, 1:20 PM CDT

Att. 40,972 - Partly Cloudy - 76 F

livebaseballscorecards.com

Batter	1	2	3	4	5	6	7	8	9	AB	R	H	RBI	BB	SO	LOB
12 Alfonso Soriano, R (1, 7) OBP: 0.353, SLG: 0.554 6 Micah Hoffpauir, L (5, 7) OBP: 0.375, SLG: 0.431	B SI 93 F SI 92 S FC 87 B FC 87 X SI 93 2-2 25 BB 1B		B CU 73 C CU 73 S SI 91 B FC 87 X FC 85 2-2 E6 25 BB		B FC 85 F SI 88 C CH 80 X CU 74 1-2 BB 2B 1B		B SI 95 B SI 95 B SI 96 B FF 95 4-0 1B BB		F SI 94 B FF 94 B SI 94 T SI 93 S SI 94 2-3 ① K	2 2	0 1	1 1	0 1	0 1	0 1	0 0
2 Ryan Theriot, R (1, 6) OBP: 0.377, SLG: 0.354 Ronny Cedeno, R (5, 6) OBP: 0.344, SLG: 0.363	B SI 91 C SI 91 B FC 87 F SI 92 X FC 88 2-2 ① F9		B SI 90 B SI 90 X SI 91 2-0 ② F9		B FC 86 B SI 90 C SI 89 D SI 90 C SI 88 F SI 90 B SI 91 4-2 2B 27 G4-3 1-2 BB		S SL 89 X SL 88 0-1 G4-6-3 1-2 1B		B FF 95 B FF 95 B FF 95 C SI 93 B FF 94 4-1 2B 27 G3 BB	2 1	0 2	0 1	0 0	0 2	0 0	2 0
25 Derrek Lee, R (1, 3) OBP: 0.362, SLG: 0.462 Daryle Ward, L (5, 3) OBP: 0.340, SLG: 0.411	B SI 91 F SI 91 C CU 73 D CU 76 F SI 93 D FC 88 B FC 86 4-2 1-2 BB		C SI 91 C FF 90 D CU 76 B CU 75 F SI 92 B SI 91 F SI 91 B FC 86 4-2 1-2 BB		C CU 72 S CU 75 B CU 74 X FC 86 1-2 27 G4-3 1-3 2-H 2B		B SI 96 X FF 96 1-0 ②③ G4-6-3 1-2f		F SI 95 X FS 85 0-1 27 G3 1-3 2B	0 3	0 1	0 2	0 1	2 0	0 0	0 2
16 Aramis Ramirez, R (1, 5) OBP: 0.377, SLG: 0.514 27 Casey McGehee, R (5, 5)	B SI 92 C SI 91 B FC 86 X SI 92 2-1 ② F5		B SI 90 B SI 92 T SI 92 F SI 92 X SI 93 2-2 ③ F9		C SI 90 B FC 85 C FC 85 D CU 76 B SI 92 X SI 90 3-2 ② G4-3 2-3 3-H		X FF 94 0-0 ① G4-3		B SL 90 B SL 88 S FF 95 C FF 96 B FF 94 X FF 96 3-2 ② G3 2-3 3-H	2 3	0 0	0 0	0 2	0 0	0 0	4 2
Jim Edmonds, L (1, 8) OBP: 0.345, SLG: 0.477 Felix Pie, L (5, 8) OBP: 0.304, SLG: 0.300	B SI 92 X CH 83 1-0 ③ G3-1			F SI 88 B SI 89 F FC 85 B SI 92 B CH 81 F SI 92 C SI 92 3-3 ① K	B FC 85 X CH 81 1-0 ③ F8			B FS 84 C FF 95 B FF 95 B SI 94 X SI 95 3-1 ② G5-3	F FS 87 F FF 95 B FF 95 B SI 95 B SL 85 F FS 86 X SI 94 3-2 3-H 2B	2 3	0 0	0 1	0 1	0 0	1 0	2 1
Mark DeRosa, R (1, 9) OBP: 0.373, SLG: 0.470 9 Reed Johnson, R (5, 9) OBP: 0.352, SLG: 0.422		C SI 89 B CU 69 X FC 86 1-1 ① G1-3		B SI 91 C SI 90 F SI 90 S CU 76 1-3 ② K		B SI 89 X SI 89 1-0 ① G5-3		C FF 95 F SL 87 F SL 87 X FF 96 0-2 17 BB 1 1B 1B	C SI 90 B CH 84 F CH 84 D SL 85 D CH 84 S CH 82 3-3 ③ K	2 3	0 1	0 1	0 1	0 0	1 1	0 1
17 Mike Fontenot, L (1, 4) OBP: 0.383, SLG: 0.511		C SI 90 B CH 80 C SI 90 S CU 75 1-3 ② K		B SI 91 S CH 82 F SI 89 F CU 75 B CU 73 X SI 92 2-2 2B	B SI 90 F SI 90 F SI 90 C CU 79 1-3 ② K		B SI 90 F SI 90 F SI 90 C CU 79 1-3 ② K	B SI 95 B SI 95 B SI 95 B FF 95 4-0 1 1B 55 WP 1-2 BB		3	1	1	0	1	2	0
Henry Blanco, R (1, 2) OBP: 0.319, SLG: 0.393 22 Kevin Hart, R (6, 1) 43 Michael Wuertz, R (8, 1) 1 Kosuke Fukudome, L (8, PH) OBP: 0.360, SLG: 0.377 Bob Howry, L (9, 1)		F SI 90 X SI 89 0-1 ③ G5-3		B FC 83 X SI 89 1-0 ③ P2		S SI 89 S SI 88 S CU 81 0-3 ③ K		F FF 95 B SL 85 F SI 95 F FS 86 X SI 96 1-2 55 WP 1-2 2-H 1B		2 1 0 1 0	0 0 0 0 0	0 0 0 1 0	0 0 0 1 0	0 1 0 0 0	0 0 0 0 0	1 0 0 0 0
38 Carlos Zambrano, S (1, 1) OBP: 0.354, SLG: 0.582 45 Sean Marshall, L (2, 1) OBP: 0.385, SLG: 0.385 37 Angel Guzman, R (4, 1) 55 Koyie Hill, S (5, PH) OBP: 0.286, SLG: 0.429 (6, 2)			B SI 89 S SI 88 S CH 80 B CU 73 F SI 91 C CH 79 2-3 ① K		B SI 90 B CH 78 C SI 89 B SI 91 F SI 90 C SI 91 3-3 ① K		X FF 94 0-0 ① G4-3		C FS 85 B FS 85 B SI 95 F SI 96 T FF 95 2-2 ③ K 1-3 2-H	0 1 0 3	0 0 0 0	0 0 0 0	0 0 0 2	0 0 0 0	0 1 0 2	0 0 0 1
Inning Stats	R: 0 E: 0 K: 0 S: 12 H: 1 LOB: 2 BB: 1 P: 23	R: 0 E: 0 K: 1 S: 7 H: 0 LOB: 0 BB: 0 P: 9	R: 0 E: 1 K: 1 S: 15 H: 0 LOB: 2 BB: 1 P: 27	R: 0 E: 0 K: 2 S: 12 H: 1 LOB: 1 BB: 0 P: 19	R: 2 E: 0 K: 1 S: 16 H: 2 LOB: 1 BB: 1 P: 29	R: 0 E: 0 K: 2 S: 7 H: 0 LOB: 0 BB: 0 P: 9	R: 0 E: 0 K: 0 S: 4 H: 1 LOB: 1 BB: 1 P: 9	R: 2 E: 0 K: 1 S: 14 H: 2 LOB: 1 BB: 1 P: 24	R: 2 E: 0 K: 2 S: 16 H: 2 LOB: 1 BB: 1 P: 31	1B: 5 2B: 4 3B: 0 HR: 0 SF: 0 SAC: 0 DP: 1 HBP: 0						WP: 2 PB: 0 SB: 0 CS: 0 PA: 42	

PITCHER	IP	WLS	BF	H	R	ER	SO	BB	IBB	HBP	BLK	WP	HR	S	P	ERA	WHIP
50 Adam Wainwright, R (1, 1) ERA: 3.21	5.0	W	23	4	2	2	5	3	0	0	0	0	0	62	107	3.60	1.400
52 Josh Kinney, R (6, 1) ERA:	1.0		3	0	0	0	2	0	0	0	0	0	0	7	9	0.00	0.000
Kelvin Jimenez, R (7, 1) ERA: 5.48	2.2		15	5	4	4	2	3	0	0	0	1	0	31	58	13.50	3.000
Ron Villone, L (9, 1) ERA: 4.84	0.1		1	0	0	0	1	0	0	0	0	0	0	3	6	0.00	0.000

PITCHER	IP	WLS	BF	H	R	ER	SO	BB	IBB	HBP	BLK	WP	HR	S	P	ERA	WHIP

Batter	1	2	3	4	5	6	7	8	9	AB	R	H	RBI	BB	SO	LOB
Cesar Izturis, S (1, 6) OBP: 0.310, SLG: 0.293	X FF 84 0-0 ① P2		C FF 88 B CU 70 X FF 89 1-1 47 G6-4-3 1B			C FF 87 X FF 88 0-1 S 5 BB 1B 1B	B FF 90 C SL 86 X SL 86 1-1 ③ G6-3			4	1	2	0	0	0	0
47 Ryan Ludwick, R (1, 8) (8, 7) OBP: 0.368, SLG: 0.578	B SL 85 X SL 83 1-0 2B		B CH 80 T FF 90 C SL 86 F CU 74 B SL 87 1 SAFE 1 SAFE X SL 86 2-2 ② ③ G6-4-3 1-2f			B SL 84 S FF 90 F FF 91 T FF 92 1-2 ② K		B SL 85 B SL 84 B SL 84 C FF 94 C SL 85 X SL 83 3-2 ① F8		4	0	1	0	0	1	2
5 Albert Pujols, R (1, 3) OBP: 0.456, SLG: 0.637	B FF 85 B FF 87 X CH 79 2-0 ② G6-3			F SL 86 B CH 80 B CU 68 F SL 87 F FF 92 B CU 74 X SL 86 3-2 ① G5-3		B D CH 83 C FF 94 D CU 74 B FF 93 4-1 1B 8 HR S 1-2 BB		B SL 85 C SL 83 F FF 94 X SL 84 1-2 ② P4		3	1	0	0	1	0	1
Felipe Lopez, S (1, 4) OBP: 0.329, SLG: 0.361	B FF 88 C FF 89 S SI 90 B FF 92 F SI 90 B FF 90 C SL 86 3-3 ③ K			F FF 89 C FF 91 X CU 74 0-2 ② G3		C FF 92 D FF 92 B SL 88 B FF 92 X FF 92 3-1 8 HR 1-3 2-H 1B		B FF 95 X FF 95 1-0 ③ G3-1		4	1	1	1	0	1	1
8 Troy Glaus, R (1, 5) OBP: 0.369, SLG: 0.477 13 Brendan Ryan, R (9, PR) OBP: 0.301, SLG: 0.286		B SL 85 B FF 86 F SL 86 F SL 85 S FF 89 2-3 ① K		B FF 92 F FF 90 B CU 73 X 2-1 ③ P6		X SL 87 0-0 1-H 3-H HR			B CU 83 B FF 97 C FF 96 B FF 97 B FF 97 4-1 FC4-6 BB	3 0	1 0	1 0	3 0	1 0	1 0	0 0
Adam Kennedy, L (1, 9) OBP: 0.310, SLG: 0.344		B FF 87 C SL 85 X FF 87 1-1 ② G1-3			X FF 88 0-0 ① L4	B SL 86 C FF 89 B SL 85 S SL 84 B CU 70 F SL 82 F FF 90 B FF 90 4-2 BB			X FF 96 0-0 ① FC4-6 1-2f	3	0	0	0	1	0	1
54 Brian Barton, R (1, 7) OBP: 0.366, SLG: 0.418 55 Skip Schumaker, L (8, 8) OBP: 0.360, SLG: 0.410		B FF 88 B FF 88 X SL 85 2-0 1B			C FF 86 X CU 67 0-1 ② F7	C FF 89 S FF 91 1 SAFE 1 SAFE 1 SAFE X CU 72 0-2 ③ G6-3			B CU 82 C FF 95 B FF 96 F FF 95 F FF 96 F CU 81 C CU 80 2-3 ② K	3 1	0 0	1 0	0 0	0 0	0 1	1 1
35 Joel Pineiro, R (1, 1) OBP: 0.154, SLG: 0.163 Josh Phelps, R (7, PH) OBP: 0.333, SLG: 0.280 31 Ryan Franklin, R (7, 1) Aaron Miles, S (9, PH) OBP: 0.351, SLG: 0.397		C FF 89 X SL 87 0-1 ③ F8			B FF 86 C FF 88 X SL 85 1-1 ③ F7		C SL 86 S SL 88 C FF 92 0-3 ① K		B CU 80 X FF 96 1-0 ③ F8	2 1 0 1	0 0 0 0	0 0 0 0	0 0 0 0	0 1 0 0	0 0 0 1	1 0 0 1
21 Jason LaRue, R (1, 2) OBP: 0.303, SLG: 0.381			S FF 90 X CU 71 0-1 ① P3			C B B S FF 88 X 2-2 ① F8	F FF 85 S FF 90 S FF 92 0-3 ② K			3	0	0	0	0	1	0
Inning Stats	R: 0 H: 1 E: 0 LOB: 1 K: 1 BB: 0 S: 7 P: 13	R: 0 H: 1 E: 0 LOB: 1 K: 1 BB: 0 S: 8 P: 13	R: 0 H: 1 E: 0 LOB: 0 K: 0 BB: 0 S: 8 P: 11	R: 0 H: 0 E: 0 LOB: 0 K: 0 BB: 0 S: 9 P: 14	R: 0 H: 0 E: 0 LOB: 0 K: 0 BB: 0 S: 5 P: 6	R: 4 H: 3 E: 0 LOB: 1 K: 1 BB: 2 S: 19 P: 33	R: 0 H: 0 E: 0 LOB: 0 K: 2 BB: 0 S: 8 P: 9	R: 0 H: 0 E: 0 LOB: 0 K: 0 BB: 0 S: 7 P: 12	R: 0 H: 0 E: 0 LOB: 1 K: 1 BB: 1 S: 8 P: 15	1B: 4 SF: 0 2B: 1 SAC: 0 3B: 0 DP: 1 HR: 1 HBP: 0						

PITCHER		IP	WLS	BF	H	R	ER	SO	BB	IBB	HBP	BLK	WP	HR	S	P	ERA	WHIP
30 Ted Lilly, L ERA: 4.17	(1, 1)	7.0	W	28	6	4	4	5	2	0	0	0	0	1	64	99	5.14	1.143
49 Carlos Marmol, R ERA: 2.64	(8, 1)	1.0	H	3	0	0	0	0	0	0	0	0	0	0	7	12	0.00	0.000
Kerry Wood, R ERA: 3.38	(9, 1)	1.0	S	4	0	0	0	1	1	0	0	0	0	0	8	15	0.00	1.000

PITCHER	IP	WLS	BF	H	R	ER	SO	BB	IBB	HBP	BLK	WP	HR	S	P	ERA	WHIP

TOP

St. Louis Cardinals @ Chicago Cubs

Wrigley Field, Chicago, IL

Sat Sep 20 2008, 2:55 PM CDT

Att. 41,597 - Sunny - 75 F

livebaseballscorecards.com

AB	32
R	4
H	6
RBI	4
BB	3
SO	6
LOB	9

WP: 0	PA: 35				
PB: 0					
SB: 2					
CS: 0					

Batter	1	2	3	4	5	6	7	8	9	AB	R	H	RBI	BB	SO	LOB
12 Alfonso Soriano, R (1, 7) OBP: 0.352, SLG: 0.551	F SL 87 B CU 78 F SI 90 X CU 77 1-2 ① G1-3	B CU 80 X FF 92 1-0 E7 1-H 2-H 3-H 1B		S C B X 1-2 ② F9			X FF 92 0-0 ② F9			4	0	1	2	0	0	1
2 Ryan Theriot, R (1, 6) OBP: 0.375, SLG: 0.351	B SI 92 C SI 90 C CU 77 X SI 92 1-2 ② G4-3	X FF 93 0-0 ③ F9		B SI 92 F SI 91 C CU 78 F CU 78 X FF 93 1-2 ③ G4-3			S FS 86 S FF 86 T FS 86 0-2 ③ K			4	0	0	0	0	1	2
25 Derrek Lee, R (1, 3) OBP: 0.361, SLG: 0.462	F SI 91 B SI 91 X SI 91 1-1 2B		X SI 91 0-0 ① F9		B SI 91 B SI 91 X SI 91 2-0 ① F9			C FF 91 B SL 85 F FF 92 S SI 93 1-3 ① K		4	0	1	0	0	1	0
16 Aramis Ramirez, R (1, 5) OBP: 0.376, SLG: 0.512	B FF 91 X FF 90 1-0 ③ F9		X FF 93 0-0 ② G6-3		C SI 92 B CU 78 F CU 79 B FF 94 F FF 93 B SI 91 X SI 93 3-2 G4-6-3 1B			C FF 93 B FF 93 F FF 92 B SI 93 F SI 94 S FF 93 2-3 ② K		4	0	1	0	0	1	1
Jim Edmonds, L (1, 8) OBP: 0.344, SLG: 0.477		B SI 90 B SI 88 X SI 88 2-0 FC4-6 12 1B 2B	C SI 92 B FF 86 S FF 92 S FF 92 1-3 ③ K		F SL 90 B CU 78 F FF 91 X SI 87 1-2 ② ③ G4-6-3 1-2f			B CH 87 C FF 92 X FF 87 1-1 ③ G4-3		4	1	1	0	0	1	1
18 Geovany Soto, R (1, 2) OBP: 0.364, SLG: 0.504		B SL 87 B SI 92 B SI 92 B SI 90 4-0 FC4-6 BB		C FF 92 B SI 92 B CU 78 X 2-1 E5 2B	B SI 91 B SI 91 C FF 91 X SI 90 2-1 1 CS 1B					2	1	1	0	1	0	0
Mark DeRosa, R (1, 4) OBP: 0.372, SLG: 0.471		B SL 86 B SI 92 X SI 90 2-0 ① FC4-6 1 BB 12 1B 1-2f 2-3		F SI 91 B SI 91 X SI 90 1-1 1 G4-3 30 SH 1-H 2B	1 SAFE F SI 91 X SI 92 0-1 ① F8					3	2	1	1	0	0	3
1 Kosuke Fukudome, L (1, 9) OBP: 0.360, SLG: 0.375		B SI 92 B SI 91 B SI 90 B SI 89 4-0 12 1B 12 E 1-2 BB		X SI 91 0-0 ① G4-3 2-3	1 SAFE 1 SAFE B SI 90 C CH 84 F FF 92 B CU 79 B SI 85 S CH 84 3-3 ② ③ K 1-2					2	1	0	0	1	1	2
30 Ted Lilly, L (1, 1) OBP: 0.183, SLG: 0.186 17 Mike Fontenot, L (7, PH) OBP: 0.382, SLG: 0.509 49 Carlos Marmol, R (8, 1) Kerry Wood, R (9, 1)		C SI 91 F CU 78 B SI 92 F SI 92 F CU 78 S FF 94 1-3 ② K		S FF 93 X FF 92 0-1 SH 3-H			C FS 85 X FF 90 0-1 ① G3			1 1 0 0	0 0 0 0	0 0 0 0	1 0 0 0	0 0 0 0	1 0 0 0	3 0 0 0
Inning Stats	R: 0 E: 0 K: 0 S: 9 H: 1 LOB: 1 BB: 0 P: 13	R: 3 E: 1 K: 1 S: 9 H: 2 LOB: 1 BB: 2 P: 23	R: 0 E: 0 K: 1 S: 5 H: 0 LOB: 0 BB: 0 P: 6	R: 2 E: 1 K: 0 S: 14 H: 1 LOB: 1 BB: 0 P: 19	R: 0 E: 0 K: 0 S: 8 H: 1 LOB: 0 BB: 0 P: 14	R: 0 E: 0 K: 1 S: 7 H: 1 LOB: 0 BB: 0 P: 12	R: 0 E: 0 K: 1 S: 6 H: 0 LOB: 0 BB: 0 P: 6	R: 0 E: 0 K: 2 S: 9 H: 0 LOB: 0 BB: 0 P: 13		1B: 3 2B: 3 3B: 0 HR: 0 SF: 0 SAC: 1 DP: 1 HBP: 0				WP: 0 PB: 0 SB: 0 CS: 1 PA: 32		

PITCHER	IP	WLS	BF	H	R	ER	SO	BB	IBB	HBP	BLK	WP	HR	S	P	ERA	WHIP
35 Joel Pineiro, R (1, 1) ERA: 5.21	6.0	L	26	6	5	3	3	2	0	0	0	0	0	52	87	4.50	1.333
31 Ryan Franklin, R (7, 1) ERA: 3.5	2.0		6	0	0	0	3	0	0	0	0	0	0	15	19	0.00	0.000

PITCHER	IP	WLS	BF	H	R	ER	SO	BB	IBB	HBP	BLK	WP	HR	S	P	ERA	WHIP

BOTTOM

St. Louis Cardinals @ Chicago Cubs

Wrigley Field, Chicago, IL

Sat Sep 20 2008, 2:55 PM CDT

Att. 41,597 - Sunny - 75 F

livebaseballscorecards.com

AB	29
R	5
H	6
RBI	4
BB	2
SO	6
LOB	13

Batter	1	2	3	4	5	6	7	8	9	AB	R	H	RBI	BB	SO	LOB
55 Skip Schumaker, L (1, 8) OBP: 0.363, SLG: 0.412	C SI 92 X FF 93 0-1 47 2B 5 SF8 1B		B SL 85 S FS 81 S FS 83 X SI 92 1-2 1B		C SI 92 1 SAFE B SI 92 S SL 86 F SL 86 B SI 92 X SL 87 2-2 ③ 1-H 1B			B FF 88 C FF 89 B SL 82 X CH 84 2-1 F7 ①		4	1	3	0	0	0	0
47 Ryan Ludwick, R (1, 9) OBP: 0.369, SLG: 0.578 54 Brian Barton, R (8, PR) OBP: 0.366, SLG: 0.418 (8, 9)	X FF 92 0-0 5 SF8 1-3 2B		S S SI 92 F SI 93 B SL 86 S SL 86 1-3 ② K			F FF 94 S SL 85 S FS 87 0-3 ① K		B SL 84 B SI 89 B FF 89 C FF 90 B FF 89 4-1 5 G5-4-3 BB		3 0	0 0	1 0	0 0	1 0	2 0	1 0
5 Albert Pujols, R (1, 3) OBP: 0.453, SLG: 0.633 30 Jason Motte, R (8, 1)	F FF 92 B SI 93 X SL 88 1-1 ① SF8 2-3 3-H		C SI 93 F FS 84 X SI 93 0-2 ③ P6			X FF 96 0-0 ② G6-3		C FF 89 D SL 84 B CH 83 X SI 89 2-1 ②③ G5-4-3 1-2f		3 0	0 0	0 0	1 0	0 0	0 0	2 0
Felipe Lopez, S (1, 4) OBP: 0.328, SLG: 0.362 (7, 5)	F SI 93 C SI 94 X SI 93 0-2 ② P6			B SI 89 B SI 92 B SI 92 C FF 91 X SI 92 3-1 ① F8		B SI 96 C FF 95 F FS 88 F FS 89 F FF 97 S FS 88 1-3 ③ K			C SI 92 B CH 83 B CH 83 S FF 91 X SI 91 2-2 2B	4 0	0 0	1 0	0 0	0 0	1 0	1 0
8 Troy Glaus, R (1, 5) OBP: 0.369, SLG: 0.475 46 Kyle McClellan, R (7, 1) Josh Phelps, R (8, 3) OBP: 0.321, SLG: 0.269	S FC 88 S FC 88 F SI 92 B FF 93 X SL 88 1-2 ③ P4			B FF 93 S SL 86 X SL 86 1-1 ② G6-3			S SL 82 B SL 80 B FF 90 B FF 90 B FF 91 4-1 21 BB BB		B SI 91 C SL 84 B SI 91 B FF 91 X SI 92 3-1 ① L7	2 0 1	0 0 0	0 0 0	0 0 0	1 0 0	0 0 0	1 0 1
61 Nick Stavinoha, R (1, 7) OBP: 0.226, SLG: 0.220		C SI 91 B SL 85 F SL 86 B SL 87 B SI 92 F SL 86 X FF 92 3-2 21 FC6-4 1B		C SI 91 F FS 83 X FS 83 0-2 ③ G5-3			C SI 91 1 SAFE F SI 90 S CH 87 0-3 ① K		X SI 91 0-0 ② G5-3	4	0	1	0	0	1	2
21 Jason LaRue, R (1, 2) OBP: 0.304, SLG: 0.376 Adam Kennedy, L (9, PH) OBP: 0.309, SLG: 0.343		B SI 92 S SI 92 F FS 83 B FF 92 X SL 87 2-2 ① FC6-4 B1-6-3 1-2f			B SI 92 B SL 85 X SI 92 2-0 ① G6-3		B SI 90 F FF 91 S FF 92 B SL 81 B SL 81 B FF 90 4-2 1-2 BB		B SI 92 F SI 92 C SI 92 S FF 91 1-3 ③ K	2 1	0 0	0 0	0 0	1 1	0 1	1 1
Braden Looper, R (1, 1) OBP: 0.281, SLG: 0.283 Aaron Miles, S (7, PH) OBP: 0.350, SLG: 0.396 (7, 4)		B SI 90 L FF 91 1 SAFE L FF 91 X SI 92 1-2 ②③ B1-6-3 1-2f			X SI 92 0-0 ② G6-3		B FA 90 C SI 90 X FF 90 1-1 ② F8			2 1	0 0	0 0	0 0	0 0	0 0	1 2
Cesar Izturis, S (1, 6) OBP: 0.310, SLG: 0.293			B SI 89 X SI 90 1-0 ① F8		B FF 91 X SI 91 1-0 55 S 55 1B 1B		B FF 92 B FA 90 X FA 89 2-0 ③ G4-3			3	0	1	0	0	0	2
Inning Stats	R: 1 E: 0 K: 0 S: 12 H: 2 LOB: 1 BB: 0 P: 14	R: 0 E: 0 K: 0 S: 10 H: 1 LOB: 0 BB: 0 P: 16	R: 0 E: 0 K: 1 S: 11 H: 1 LOB: 1 BB: 0 P: 14	R: 0 E: 0 K: 0 S: 7 H: 0 LOB: 0 BB: 0 P: 11	R: 0 E: 0 K: 0 S: 7 H: 2 LOB: 2 BB: 0 P: 12	R: 0 E: 0 K: 2 S: 9 H: 0 LOB: 0 BB: 0 P: 10	R: 0 E: 0 K: 1 S: 9 H: 0 LOB: 2 BB: 2 P: 20	R: 0 E: 0 K: 0 S: 5 H: 0 LOB: 1 BB: 1 P: 13	R: 0 E: 0 K: 1 S: 9 H: 1 LOB: 1 BB: 0 P: 15	1B: 5 2B: 2 3B: 0 HR: 0 SF: 1 SAC: 0 DP: 2 HBP: 0						

PITCHER		IP	WLS	BF	H	R	ER	SO	BB	IBB	HBP	BLK	WP	HR	S	P	ERA	WHIP
46 Ryan Dempster, R ERA: 2.99	(1, 1)	5.0	W	19	6	1	1	1	0	0	0	0	0	0	47	67	1.80	1.200
29 Jeff Samardzija, R ERA: 2.16	(6, 1)	1.0	H	3	0	0	0	2	0	0	0	0	0	0	9	10	0.00	0.000
57 Chad Gaudin, R ERA: 3.83	(7, 1)	1.0	H	5	0	0	0	1	2	0	0	0	0	0	9	20	0.00	2.000
36 Randy Wells, R ERA:	(8, 1)	1.0		3	0	0	0	0	1	0	0	0	0	0	5	13	0.00	1.000
Bob Howry, R ERA: 5.27	(9, 1)	1.0		4	1	0	0	1	0	0	0	0	0	0	9	15	0.00	1.000

PITCHER	IP	WLS	BF	H	R	ER	SO	BB	IBB	HBP	BLK	WP	HR	S	P	ERA	WHIP

TOP

St. Louis Cardinals @ Chicago Cubs

Wrigley Field, Chicago, IL

Sun Sep 21 2008, 1:20 PM CDT

Att. 40,551 - Partly Cloudy - 72 F

livebaseballscorecards.com

AB	30
R	1
H	7
RBI	1
BB	3
SO	5
LOB	15

WP: 0 PA: 34
PB: 0
SB: 1
CS: 0

BOTTOM

St. Louis Cardinals @ Chicago Cubs

Wrigley Field, Chicago, IL

Sun Sep 21 2008, 1:20 PM CDT

Att. 40,551 - Partly Cloudy - 72 F

livebaseballscorecards.com

Batter	1	2	3	4	5	6	7	8	9	AB	R	H	RBI	BB	SO	LOB
1 Kosuke Fukudome, L (1, 9) OBP: 0.361, SLG: 0.378	F SI 92 B SI 91 X FS 83 1-1 2B		X SI 91 0-0 1B 6 E 1B		B SI 89 B SI 91 B SI 90 C SI 90 C SI 90 X SI 89 3-2 ① F9	B FS 82 B FS 85 B SI 91 C SI 91 X FS 82 3-1 ③ G3-1 2-3				4	1	2	0	0	0	1
Ronny Cedeno, R (1, 6) OBP: 0.347, SLG: 0.371	C SI 93 F FF 91 F SI 91 B FF 90 S FS 83 1-3 ① K		B SL 88 1 SAFE C SI 91 B FF 87 1 SAFE 1 SAFE X SI 90 2-1 6 E 17 1-3 1B 1B		B SI 91 F SI 90 F SL 87 F FS 83 X FS 82 1-2 ② G6-3		B SI 92 X SI 92 1-0 G4-6-3 17 WP 2B			4	1	2	0	0	1	1
6 Micah Hoffpauir, L (1, 7) OBP: 0.383, SLG: 0.444	C SL 87 T SI 91 B FS 83 S SL 88 1-3 ② K		S SI 90 B SI 90 S CH 82 B SI 90 F SI 91 X FS 82 2-2 E4 17 1B 1-2 3-H		F FF 90 B SI 88 C SL 85 F FS 82 X SL 85 1-2 2B		D SL 89 B SI 92 B SL 88 C SI 92 S SI 92 B CU 76 4-2 G4-6-3 BB			3	0	1	1	1	1	2
Daryle Ward, L (1, 3) OBP: 0.327, SLG: 0.394	B FS 83 B SI 93 B FS 84 C SI 93 X FS 83 3-1 ③ G4-3		B SI 92 B FS 82 S SI 91 S SI 91 F FS 82 C SI 91 2-3 ② K		B SI 91 X FS 82 1-0 ③ F8		B SI 91 B SI 84 F SI 93 F SI 93 X CU 77 2-2 ①② G4-6-3 1-2f 2-3			4	0	0	0	0	1	6
17 Mike Fontenot, L (1, 4) OBP: 0.383, SLG: 0.507		C SI 92 X SL 85 0-1 ① F9	X FS 82 0-0 ③ 1-2 2-H 1B			B SI 89 B FS 81 B SI 89 C FF 88 B SI 88 4-1 1B 27 1B BB	B CU 76 B SI 90 X FF 91 2-0 ③ F7 3-H			3	1	1	0	1	0	0
Felix Pie, L (1, 8) OBP: 0.313, SLG: 0.338		B SI 91 B FS 82 F SI 91 F SI 91 C SI 91 2-3 ② K		B SI 90 B SL 85 F SI 90 X SI 90 2-1 27 SF8 3B		L SI 90 D FS 81 X FS 82 1-1 55 SH2-3 27 1B 1-3 SF7 1B		S FF 97 B FF 96 F FF 97 F FC 85 F FF 98 B FF 97 S FF 98 2-3 ① K		4	2	2	0	0	2	0
27 Casey McGehee, R (1, 5) OBP: 0.200, SLG: 0.222		F SI 92 B SL 87 F SI 91 F FS 82 B SI 91 X SL 88 2-2 1B		C SI 92 B SL 87 X SI 92 1-1 ① SF8 3-H		X SI 90 0-0 1 WP 55 SH2-3 1-2 3-H 1B		S FF 98 C FF 97 B FF 99 B FC 90 B FF 99 S FF 97 3-3 ② K		3	0	2	2	0	1	0
55 Koyie Hill, S (1, 2) OBP: 0.200, SLG: 0.300		B SI 92 B FS 83 X SI 91 2-0 ③ G6-3		B SI 90 C SI 90 B SL 85 C SI 89 S FS 82 2-3 ② K		X FS 81 0-0 ① SH2-3 1-2 2-3		T FF 97 B FF 97 F FF 97 B FF 96 B FF 97 S FF 96 3-3 ③ K		3	0	0	0	0	2	1
46 Ryan Dempster, R (1, 1) OBP: 0.194, SLG: 0.200 29 Jeff Samardzija, R (6, 1) Jim Edmonds, L (6, PH) OBP: 0.344, SLG: 0.477 57 Chad Gaudin, R (7, 1) 36 Randy Wells, R (8, 1) Bob Howry, L (9, 1)			X SI 91 0-0 ① G4-3		C SI 90 B SI 89 F SL 87 S FS 83 1-3 ③ K	X SI 90 0-0 ② SF7 3-H				2 0 0 0 0 0 0	0 0 0 0 0 0 0	0 0 0 0 0 0 0	0 0 1 0 0 0 0	0 0 0 0 0 0 0	1 0 0 0 0 0 0	0 0 0 0 0 0 0
Inning Stats	R: 0 E: 0 K: 2 S: 11 H: 1 LOB: 1 BB: 0 P: 17	R: 0 E: 0 K: 1 S: 10 H: 1 LOB: 1 BB: 0 P: 16	R: 1 E: 1 K: 1 S: 13 H: 3 LOB: 2 BB: 0 P: 19	R: 1 E: 0 K: 2 S: 10 H: 1 LOB: 0 BB: 0 P: 16	R: 0 E: 0 K: 0 S: 12 H: 1 LOB: 1 BB: 0 P: 18	R: 2 E: 0 K: 0 S: 8 H: 2 LOB: 1 BB: 1 P: 16	R: 1 E: 0 K: 0 S: 7 H: 1 LOB: 0 BB: 1 P: 16	R: 0 E: 0 K: 3 S: 11 H: 0 LOB: 0 BB: 0 P: 19		1B: 6 2B: 3 3B: 1 HR: 0 SF: 2 SAC: 1 DP: 1 HBP: 0						

AB	30
R	5
H	10
RBI	4
BB	2
SO	9
LOB	11

WP: 2 PA: 35
PB: 0
SB: 0
CS: 0

PITCHER		IP	WLS	BF	H	R	ER	SO	BB	IBB	HBP	BLK	WP	HR	S	P	ERA	WHIP
Braden Looper, R ERA: 4.13	(1, 1)	6.0	L	28	9	4	4	6	1	0	0	0	1	0	64	102	6.00	1.667
46 Kyle McClellan, R ERA: 4.04	(7, 1)	1.0		4	1	1	1	0	1	0	0	0	1	0	7	16	9.00	2.000
30 Jason Motte, R ERA:	(8, 1)	1.0		3	0	0	0	3	0	0	0	0	0	0	11	19	0.00	0.000

PITCHER	IP	WLS	BF	H	R	ER	SO	BB	IBB	HBP	BLK	WP	HR	S	P	ERA	WHIP

Chicago Cubs @ New York Mets

Shea Stadium, Flushing, NY

Mon Sep 22 2008, 7:10 PM EDT

Att. 51,137 - Cloudy - 66 F

TOP

livebaseballscorecards.com

Batter	1	2	3	4	5	6	7	8	9	AB	R	H	RBI	BB	SO	LOB
12 Alfonso Soriano, R (1, 7) OBP: 0.348, SLG: 0.545	C FF 89 B FF 91 F CH 82 B CU 74 C CU 73 2-3 K ①		F FF 87 B CH 80 F CU 72 X CU 74 1-2 G5-3 ①	F SL 82 C FF 89 S FF 88 0-3 K ①	B FS 89 F FF 94 B FF 93 S SL 88 F SL 88 F FF 96 S FF 95 2-3 K ③			1 SAFE B CU 80 C SI 92 1 SAFE 1 SAFE S CH 84 B SI 93 X SI 94 2-2 F9 ②		5	0	0	0	0	3	2
Ronny Cedeno, R (1, 4) OBP: 0.339, SLG: 0.362	B FF 91 F FF 91 X FF 91 1-1 G1-3 ②		B SI 92 C FF 89 T FF 90 S CU 75 1-3 K ②	C FF 88 X CU 75 0-1 G3 ②		X FF 92 0-0 L9 ①		C CH 83 1 SAFE C SI 93 B SI 94 1 SAFE X CH 83 1-2 G1-3 ③		5	0	0	0	0	1	1
25 Derrek Lee, R (1, 3) OBP: 0.362, SLG: 0.465	B FF 92 S FF 91 B FF 90 F FF 91 F FF 91 X CU 75 2-2 G4-3 ③		C FF 90 B FF 90 B FF 88 B CU 73 F FF 90 B FF 91 4-2 BB	F FF 89 B SL 83 X FF 89 1-1 HR		C FF 93 B SL 88 B FF 95 F FF 92 F SL 87 B FF 94 F SL 84 S FF 95 3-3 K ②			F FF 91 B SL 82 C SL 85 S CH 87 1-3 K ①	4	1	1	1	1	2	0
16 Aramis Ramirez, R (1, 5) OBP: 0.377, SLG: 0.515		F FF 89 B FF 92 X CH 82 1-1 G5-3 ①	B FF 87 F CH 81 B FF 88 B FF 87 C CU 71 X FF 88 3-2 G6-3 ③	X SL 84 0-0 2B		S SL 85 B FF 96 S FF 95 X FF 96 1-2 P6 ③			B SL 81 F SI 93 S FF 91 X FF 87 1-2 55 G3 1B 2B	5	1	2	0	0	0	1
18 Geovany Soto, R (1, 2) OBP: 0.364, SLG: 0.505 55 Koyie Hill, S (5, 2) OBP: 0.167, SLG: 0.250		B FF 90 B CH 82 C FF 89 B FF 91 X FF 90 3-1 P4 ②	C CU 70 B CU 74 C FS 82 B SL 82 C FF 89 1-1 1B 9 1B 2B C CU 70 B CU 74 C FS 82 B SL 82 C FF 89 2-3 K ③				S SI 88 F CH 79 F FF 90 S CH 79 0-3 K ①		C FF 90 X SL 86 0-1 G3 ② 2-3	3 2	1 0	1 0	0 0	0 0	1 1	1 1
Mark DeRosa, R (1, 9) OBP: 0.375, SLG: 0.475 48 Neal Cotts, L (7, 1) 29 Jeff Samardzija, R (8, 1) Daryle Ward, L (9, PH) OBP: 0.333, SLG: 0.394 49 Carlos Marmol, R (9, 1) Kerry Wood, R (9, 1)		B FF 90 B FF 90 B FF 89 F FF 90 X FF 91 3-2 9 1B 2B	C CU 71 S CU 73 X CU 73 0-2 2 1B 9 1B HR 2-3 1B	B FF 92 B FF 91 F FF 94 S FF 94 F SL 85 F FF 94 X FF 93 2-2 FC1-6 1B		B FF 90 S CH 80 B SI 88 X CH 80 2-1 F8 ②		B SL 86 B SI 91 B FF 92 S SI 92 B SI 92 4-1 2 1B 1B BB	4 0 0 0 0 0	2 0 0 0 0 0	3 0 0 0 1 0	0 0 0 0 0 0	0 0 0 1 0 0	0 0 0 0 0 0	0 0 0 0 0 0
9 Reed Johnson, R (1, 8) OBP: 0.356, SLG: 0.426 Felix Pie, L (4, 8) OBP: 0.314, SLG: 0.338		D CH 83 C FF 90 X FF 88 1-1 2 BB 2-H 1B	B FF 89 B CH 82 B FF 88 C FF 86 F FF 87 X CU 73 3-2 2 1B HR 1-2 3-H 1B	F FF 93 F FF 95 F SL 85 B FF 92 F SL 86 X FS 87 1-2 FC1-6 ① 2 1B FC5-4 1-2f		F FF 91 F FF 90 B FF 91 S CU 77 1-3 K ③		C SL 85 X FF 91 0-1 2 1B 1-2 3-H 1B	2 3	1 1	2 1	2 1	0 0	0 1	0 1
2 Ryan Theriot, R (1, 6) OBP: 0.380, SLG: 0.355		B CU 72 B FF 90 B FF 88 C FF 88 C FF 89 F FF 90 B FF 90 4-2 1-2 BB	F FF 87 F CU 72 F FF 89 X FF 89 0-2 1-2 2-3 HR 1B	X FF 92 0-0 FC5-4 1-3 1B				B SI 91 C CH 82 B SI 92 B CH 83 B SI 92 4-1 BB	C SL 85 X SI 91 0-1 1-2 2-3 1B	3	1	3	0	2	0	0
Jason Marquis, L (1, 1) OBP: 0.242, SLG: 0.356 1 Kosuke Fukudome, L (7, 9) OBP: 0.360, SLG: 0.377		X CU 71 0-0 G4-3 ③	X CU 72 0-0 1-H 2-H 3-H HR	S FF 94 B FF 95 S FF 94 F FF 93 B FF 93 F FF 94 X FF 96 2-2 FC5-4 ② 1-2f 3-H				1 SAFE X SI 92 0-0 F7 ①	B SL 81 X SL 81 1-0 P5 ③	3 2	1 0	1 0	5 0	0 0	0 0	3 4
Inning Stats	R: 0 E: 0 K: 1 S: 9 H: 0 LOB: 0 BB: 0 P: 14	R: 1 E: 0 K: 0 S: 13 H: 2 LOB: 2 BB: 1 P: 25	R: 0 E: 0 K: 1 S: 11 H: 0 LOB: 1 BB: 1 P: 20	R: 6 E: 0 K: 2 S: 24 H: 7 LOB: 1 BB: 0 P: 33	R: 1 E: 0 K: 1 S: 21 H: 2 LOB: 1 BB: 0 P: 28	R: 0 E: 0 K: 1 S: 9 H: 0 LOB: 0 BB: 0 P: 13	R: 0 E: 0 K: 2 S: 9 H: 0 LOB: 0 BB: 0 P: 12	R: 0 E: 0 K: 0 S: 8 H: 0 LOB: 1 BB: 1 P: 15	R: 1 E: 0 K: 1 S: 14 H: 3 LOB: 3 BB: 1 P: 21	1B: 8 2B: 4 3B: 0 HR: 2 SF: 0 SAC: 0 DP: 0 HBP: 0						PA: 45 WP: 0 PB: 0 SB: 0 CS: 0

	AB	41
	R	9
	H	14
	RBI	9
	BB	4
	SO	9
	LOB	14

PITCHER		IP	WLS	BF	H	R	ER	SO	BB	IBB	HBP	BLK	WP	HR	S	P	ERA	WHIP
49 Jonathon Niese, L ERA: 7.07	(1, 1)	3.0	L	18	7	6	6	2	2	0	0	0	0	1	46	78	18.00	3.000
Nelson Figueroa, R ERA: 4.67	(4, 1)	1.0		5	2	1	1	2	0	0	0	0	0	1	11	14	9.00	2.000
39 Bobby Parnell, R ERA: 2.45	(5, 1)	2.0		8	2	1	1	2	0	0	0	0	0	0	30	41	4.50	1.000
Duaner Sanchez, R ERA: 4.37	(7, 1)	1.0		3	0	0	0	2	0	0	0	0	0	0	9	12	0.00	0.000
Aaron Heilman, R ERA: 5.26	(8, 1)	1.0		4	0	0	0	0	1	0	0	0	0	0	8	15	0.00	1.000

PITCHER		IP	WLS	BF	H	R	ER	SO	BB	IBB	HBP	BLK	WP	HR	S	P	ERA	WHIP
Luis Ayala, R ERA: 5.53	(9, 1)	0.2		6	3	1	1	1	1	0	0	0	0	0	13	19	13.50	6.000
Ricardo Rincon, L ERA: 2.7	(9, 1)	0.1		1	0	0	0	0	0	0	0	0	0	0	1	2	0.00	0.000

Batter	1	2	3	4	5	6	7	8	9	AB	R	H	RBI	BB	SO	LOB
7 José Reyes, S (1, 6) OBP: 0.359, SLG: 0.480	C SI 91 F SI 88 X CH 82 0-2 ① F7		B CH 82 X SI 92 1-0 28 2B 2B		B SI 91 C SI 91 F CH 82 B CH 84 F SI 92 X CH 85 2-2 ① P4		B SL 77 B SL 74 C SI 90 C SI 90 X CH 83 2-2 5 HR 1B	B SI 96 X FF 95 1-0 ③ L9		5	2	2	0	0	0	1
28 Daniel Murphy, L (1, 7) OBP: 0.415, SLG: 0.504	C SI 92 B CH 83 S CH 83 X CH 84 1-2 ② G6-3		B CH 82 X SI 92 1-0 2-H 2B		B SI 89 B SI 91 C SI 92 F SI 92 B CH 85 X SI 91 3-2 ② G3		X SI 90 0-0 ② L8		B C SL 83 F FF 94 F SL 82 S SL 84 1-3 ① K	5	0	1	1	0	1	1
5 David Wright, R (1, 5) OBP: 0.386, SLG: 0.538	B SI 93 X SI 92 1-0 ③ F8		B SI 92 X SI 92 1-0 ② G5-3		B SI 89 F SI 92 B CH 83 B SL 86 X SI 91 3-1 1B		X SI 89 0-0 1-H HR		B FF 94 B SL 82 B SL 82 C FF 93 C FF 93 B SL 83 4-2 21 1B 15 G3 BB	4	2	2	2	1	0	1
21 Carlos Delgado, L (1, 3) OBP: 0.355, SLG: 0.521		B SI 91 C SI 92 B SI 92 B SI 91 B SI 91 4-1 19 1B 23 WP BB	F SI 89 B SI 93 B SI 89 B SI 92 I IN 75 4-1 IBB		C SI 90 F SI 91 B SI 92 S CH 85 1-3 ③ K		F FC 91 B FC 92 X FC 90 1-1 15 1B 1B		F FF 94 B FF 94 C SL 82 F SL 83 X FF 93 1-2 15 G3 15 DI 1-3 1B	3	1	2	0	2	1	1
15 Carlos Beltrán, S (1, 8) OBP: 0.373, SLG: 0.501		B SI 91 B CH 81 F SI 91 D SI 92 F SI 92 S CH 83 3-3 ① K	F SL 76 D SL 79 F CH 85 C SI 92 1-3 ③ K			C SI 90 F CH 82 X SI 91 0-2 1 G6-4-3 19 BB 1B	F SL 88 B FF 94 B FF 94 F FF 89 X FF 92 2-2 1-2 1B		B SL 84 B SL 82 F FF 94 F FF 95 X SL 82 2-2 ② G3 1-3 3-H	5	0	2	1	0	2	4
19 Ryan Church, L (1, 9) OBP: 0.350, SLG: 0.453		C SI 92 B SI 92 X SL 84 1-1 1 FC1-4 1-3 1B		X SL 75 0-0 23 G6-4-3 1 BB 1B		B SI 90 B SI 92 B SI 90 C SI 90 B SI 90 4-1 1 G6-4-3 1-2 BB	X SL 87 0-0 ③ P6		B SL 82 C FF 94 F FF 93 B SL 83 B SL 81 B FF 93 4-2 1 DI BB	3	0	2	0	2	0	2
1 Luis Castillo, S (1, 4) OBP: 0.358, SLG: 0.311	X SI 92 0-0 ② FC1-4 23 WP 1-2f			C SI 90 B SI 91 B SI 90 B SI 90 B SI 89 4-1 23 G6-4-3 1-2 BB		B SI 90 C SI 91 B SI 90 X SI 90 2-1 ①② G6-4-3 1-2f 2-3		B FF 91 C FF 90 H FF 90 2-1 HBP	C FF 94 C FF 94 C FF 95 0-3 ③ K 1-2	3	0	0	0	1	1	6
23 Brian Schneider, L (1, 2) OBP: 0.342, SLG: 0.371 Damion Easley, R (8, PH) OBP: 0.322, SLG: 0.373 11 Ramon Castro, R (9, 2) OBP: 0.315, SLG: 0.459	B SI 92 F SL 88 B SI 92 S SL 88 S CH 86 2-3 ③ K2-3 1-2 3-H		C SL 87 X SI 92 0-1 ①② G6-4-3 1-2f 2-3			D SI 90 X SI 90 1-0 ③ G1-3	1 SAFE B FF 94 F FF 94 S FF 95 S FS 86 1-3 ① K			3 1 0	0 0 0	0 0 0	0 0 0	1 1 0	4 1 0	1 1 0
49 Jonathon Niese, L (1, 1) ERA: 3.60, WHIP: 1.800 Nelson Figueroa, R (4, 1) ERA: 6.21, WHIP: 1.690 6 Nick Evans, R (4, PH) OPP: 0.667, SLG: 0.476 39 Bobby Parnell, R (6, 1) Duaner Sanchez, R (7, 1) 9 Marlon Anderson, L (7, PH) OPP: 0.316, SLG: 0.421 Aaron Heilman, R (8, 1) Endy Chavez, L (8, PH) OPP: 0.364, SLG: 0.532 Luis Ayala, R (9, 1) Ricardo Rincon, L (9, 1)			B C B SI 90 C SI 87 F SI 88 B SI 90 X CH 85 3-2 ① G1-3	C SI 90 B SI 91 B SL 78 X SL 77 2-1 ③ F7		C SI 90 B CH 83 S CH 81 X CH 85 1-2 ① G4-3	1 SAFE B FF 96 F SI 95 B SI 95 B FF 95 F FF 95 X FF 95 3-2 ② L8		1 0 1 0 0 0 1 0 0	0 0 0 0 0 0 0 0 0	0 0 0 0 0 0 0 0 0	0 0 0 0 0 0 0 0 0	0 0 0 0 0 0 0 0 0	0 0 1 0 0 0 1 0 0	0 0 0 0 0 0 0 0 0
Inning Stats	R: 0 E: 0 K: 0 S: 7 H: 0 LOB: 0 BB: 0 P: 9	R: 1 E: 0 K: 2 S: 10 H: 1 LOB: 1 BB: 1 P: 20	R: 1 E: 0 K: 1 S: 11 H: 2 LOB: 2 BB: 1 P: 22	R: 0 E: 0 K: 0 S: 6 H: 1 LOB: 1 BB: 1 P: 12	R: 0 E: 0 K: 1 S: 12 H: 1 LOB: 1 BB: 0 P: 21	R: 0 E: 0 K: 0 S: 7 H: 1 LOB: 1 BB: 1 P: 14	R: 2 E: 0 K: 0 S: 14 H: 4 LOB: 2 BB: 0 P: 20	R: 0 E: 0 K: 1 S: 9 H: 0 LOB: 1 BB: 0 P: 16	R: 1 E: 0 K: 2 S: 18 H: 1 LOB: 2 BB: 2 P: 30	1B: 8 2B: 2 3B: 0 HR: 1 SF: 0 SAC: 0 DP: 2 HBP: 1						

PITCHER		IP	WLS	BF	H	R	ER	SO	BB	IBB	HBP	BLK	WP	HR	S	P	ERA	WHIP
Jason Marquis, R ERA: 4.43	(1, 1)	6.2	W	30	8	4	4	4	3	1	0	0	1	1	61	109	5.40	1.650
48 Neal Cotts, L ERA: 4.13	(7, 1)	0.1		4	2	0	0	0	0	0	1	0	0	0	7	12	0.00	6.000
29 Jeff Samardzija, R ERA: 2.08	(8, 1)	1.0		3	0	0	0	1	0	0	0	0	0	0	8	13	0.00	0.000
49 Carlos Marmol, R ERA: 2.72	(9, 1)	0.2		5	1	1	1	1	2	0	0	0	0	0	15	27	13.50	4.500
Kerry Wood, R ERA: 3.36	(9, 1)	0.1	S	1	0	0	0	1	0	0	0	0	0	0	3	3	0.00	0.000

PITCHER	IP	WLS	BF	H	R	ER	SO	BB	IBB	HBP	BLK	WP	HR	S	P	ERA	WHIP

BOTTOM

Chicago Cubs @ New York Mets

Shea Stadium, Flushing, NY

Mon Sep 22 2008, 7:10 PM EDT

Att. 51,137 - Cloudy - 66 F

livebaseballscorecards.com

AB	36
R	5
H	11
RBI	4
BB	6
SO	7
LOB	23

WP: 1 PA: 43
PB: 0
SB: 0
CS: 0

Chicago Cubs @ New York Mets

Shea Stadium, Flushing, NY

Tue Sep 23 2008, 7:10 PM EDT

Att. 50,615 - Clear - 65 F

livebaseballscorecards.com

Batter	1	2	3	4	5	6	7	8	9	AB	R	H	RBI	BB	SO	LOB
12 Alfonso Soriano, R (1, 7) OBP: 0.346, SLG: 0.540	F CH 76 F FF 91 B FF 91 B CH 79 S CH 78 2-3 K		S CH 79 S CH 81 X CH 80 0-2 F7		F FF 91 X CH 80 0-1 P5		C SI 91 B SI 91 X CH 81 1-1 F7		X FF 91 0-0 G3 1-2 2-3	4	0	0	0	0	1	0
37 Angel Guzman, R (7, 1)										0	0	0	0	0	0	0
55 Koyie Hill, S (9, PH) OBP: 0.167, SLG: 0.250										0	0	0	0	0	0	0
17 Mike Fontenot, L (9, PH) OBP: 0.382, SLG: 0.504										1	0	0	0	0	0	2
Ronny Cedeno, R (1, 6) OBP: 0.338, SLG: 0.365	C FF 91 S FF 91 B FF 90 B CH 80 S CH 79 2-3 K		X FF 91 0-0 9 1B 2B		C CH 80 X SL 85 0-1 F8			S CH 80 B CH 79 S FF 89 B FF 91 S CH 78 2-3 K	C FF 92 F FF 93 F FF 92 B SL 86 X SL 87 1-2 P6	4	1	1	0	0	2	0
Daryle Ward, L (9, PH) OBP: 0.330, SLG: 0.389										1	0	0	0	0	0	2
25 Derrek Lee, R (1, 3) OBP: 0.361, SLG: 0.466	C CH 78 B FF 92 B SL 84 X CH 80 2-1 2B		X CH 79 0-0 F8		C FF 92 X SI 91 0-1 F9			C CH 80 B CH 81 F FF 91 B FF 92 S CH 82 2-3 K		4	0	1	0	0	1	1
9 Reed Johnson, R (1, 8) OBP: 0.361, SLG: 0.428	C FF 90 S CH 79 B FF 91 F FF 92 X CH 79 1-2 F9		F FF 90 F FF 91 X FF 90 0-2 2-H 1B			B CH 80 C FF 89 B SL 82 B CH 81 B SI 88 4-1 FC3-6 BB		X SI 90 0-0 BB 1B		3	0	2	1	1	0	1
Mark DeRosa, R (1, 4) OBP: 0.374, SLG: 0.472		B FF 88 B CH 80 F SI 89 X FF 90 2-1 F9	B CH 78 B FF 90 F FF 90 D CH 79 X CH 80 3-1 P5			1 SAFE B FF 90 1 SAFE F FF 89 X FF 90 1-1 FC3-6 1-2f		B SI 90 S CH 78 F FF 92 D CH 81 B FF 92 F CH 78 B SI 90 4-2 27 FC6-4 1-2 BB		3	0	0	0	1	0	2
27 Casey McGehee, R (1, 5) OBP: 0.214, SLG: 0.308		X FF 90 0-0 1 2B 2B		C CH 79 F SL 84 S CH 80 0-3 K		D CH 77 C FF 90 F FF 89 X CH 81 1-2 F9		F CH 79 F FF 91 B FF 92 F SI 92 D CH 80 X FF 92 2-2 FC6-4 1-2f		4	1	1	0	0	1	3
1 Kosuke Fukudome, L (1, 9) OBP: 0.361, SLG: 0.380		C FF 90 C FF 92 B FF 92 B SI 92 X CH 79 2-2 2-H 2B		F FF 91 T FF 92 B FF 92 X SL 84 1-2 1B		C FF 92 C FF 92 F FF 92 X SI 93 0-2 G5-3			C SI 87 B SI 88 C SI 87 X SL 80 1-2 P5	4	0	2	1	0	0	1
Henry Blanco, R (1, 2) OBP: 0.316, SLG: 0.387		B FF 90 C CH 77 S CH 82 D CH 76 S FF 91 2-3 K		1 SAFE X FF 89 0-0 P3			B FF 87 S CH 78 F FF 89 S CH 81 1-3 K		B SI 88 B SI 88 C SI 87 B SI 88 X SI 87 3-1 17 G3 6 1B 1B	4	0	1	0	0	2	2
45 Sean Marshall, L (1, 1) OBP: 0.333, SLG: 0.333		B FF 92 F FF 92 C FF 92 F FF 92 S CH 81 1-3 K		C FF 91 S SL 80 B SI 92 S SL 83 1-3 K			S FF 91 C SL 82 B SL 82 B SI 92 F CH 80 F CH 79 F SI 92 C SI 92 2-3 K		B SI 89 B SL 82 C SI 87 X SI 87 2-1 17 G3 1-2 1B	2	0	0	0	0	2	2
57 Chad Gaudin, R (6, 1)										0	0	0	0	0	0	0
22 Kevin Hart, R (6, 1)										0	0	0	0	0	0	0
6 Micah Hoffpauir, L (7, PH) OBP: 0.387, SLG: 0.446										2	0	1	0	0	1	0
(7, 7)																

Inning Stats	1	2	3	4	5	6	7	8	9
	R: 0 E: 0 K: 2 S: 12 H: 1 LOB: 1 BB: 0 P: 19	R: 1 E: 0 K: 2 S: 13 H: 2 LOB: 1 BB: 0 P: 20	R: 1 E: 0 K: 0 S: 10 H: 2 LOB: 1 BB: 0 P: 13	R: 0 E: 0 K: 2 S: 10 H: 1 LOB: 1 BB: 0 P: 12	R: 0 E: 0 K: 0 S: 6 H: 0 LOB: 0 BB: 0 P: 6	R: 0 E: 0 K: 0 S: 10 H: 0 LOB: 1 BB: 1 P: 16	R: 0 E: 0 K: 2 S: 11 H: 0 LOB: 0 BB: 0 P: 15	R: 0 E: 0 K: 2 S: 14 H: 1 LOB: 2 BB: 1 P: 24	R: 0 E: 0 K: 0 S: 12 H: 2 LOB: 2 BB: 0 P: 19

1B: 5 SF: 0 WP: 0 PA: 38
2B: 4 SAC: 0 PB: 0
3B: 0 DP: 0 SB: 0
HR: 0 HBP: 0 CS: 0

PITCHER	IP	WLS	BF	H	R	ER	SO	BB	IBB	HBP	BLK	WP	HR	S	P	ERA	WHIP
57 Johan Santana, L (1, 1) ERA: 2.64	8.0	W	33	7	2	2	10	2	0	0	0	0	0	86	125	2.25	1.125
25 Pedro Feliciano, L (9, 1) ERA: 4.08	0.1		3	2	0	0	0	0	0	0	0	0	0	7	13	0.00	6.000
Luis Ayala, R (9, 1) ERA: 5.47	0.2	S	2	0	0	0	0	0	0	0	0	0	0	5	6	0.00	0.000

PITCHER	IP	WLS	BF	H	R	ER	SO	BB	IBB	HBP	BLK	WP	HR	S	P	ERA	WHIP

Chicago Cubs @ New York Mets

Shea Stadium, Flushing, NY

Tue Sep 23 2008, 7:10 PM EDT

Att. 50,615 - Clear - 65 F

livebaseballscorecards.com

BOTTOM

Batter	1	2	3	4	5	6	7	8	9	AB	R	H	RBI	BB	SO	LOB
7 José Reyes, S (1, 6) OBP: 0.361, SLG: 0.483	C FF 88 X SI 87 0-1 1 FC5-4 1B		C CU 71 X CU 73 0-1 ② L6		D CU 73 F SL 86 C CH 83 S FF 89 1-3 ② K	F SL 90 B SI 94 X SL 90 1-1 1-H 2-H 3-H 3B		B FF 94 C FF 94 B FF 95 B SI 94 B FF 94 4-1 1-2 BB		4	0	2	3	1	1	2
1 Luis Castillo, S (1, 4) OBP: 0.356, SLG: 0.306	C SI 88 1 SAFE B CH 82 1 SAFE X SL 86 1-1 ① FC5-4 5 1B 1-2f		C FF 87 B CU 72 B SL 86 F FF 87 B SL 85 X FF 87 3-2 ③ P4		B CU 71 F SL 85 B CU 73 B SL 85 B SI 88 4-1 5 1B 1-2 2-3 BB	B SI 94 X SL 91 1-0 ② G4		B FF 94 C FF 95 C FF 93 S CU 79 1-3 ② K		4	0	0	0	1	1	4
5 David Wright, R (1, 5) OBP: 0.387, SLG: 0.538	X SL 87 0-0 1-2 1B			B FF 88 B CH 84 B CH 83 B FF 87 4-0 BB	D CU 73 X SL 87 1-0 1-2 2-H 3-H 1B	C CU 81 S SI 96 B FF 95 S CU 81 1-3 ③ K		B CU 78 X FF 95 1-0 ③ L6		4	0	2	2	1	1	3
15 Carlos Beltrán, S (1, 8) OBP: 0.370, SLG: 0.497	C FF 89 B CH 83 B SL 86 X SL 86 2-1 ② F8			B SI 88 C SL 87 F CH 84 C CU 72 1-3 ① K	D CH 83 X SL 87 1-0 ③ F9		C FF 92 X CU 78 0-1 ① P6			4	0	0	0	0	1	5
21 Carlos Delgado, L (1, 3) OBP: 0.355, SLG: 0.522	F FF 88 C FF 89 D CU 73 S FF 88 1-3 ③ K			C CU 71 S FF 88 T CU 72 0-2 ② K		C CH 86 B SI 91 S FF 91 X FF 91 1-2 11 E 2B	B FF 93 F FF 95 B FF 94 B CU 78 B FF 94 4-1 19 FC6 BB			3	1	1	0	1	2	3
11 Ramon Castro, R (1, 2) OBP: 0.313, SLG: 0.453		C CU 72 B SL 86 B CH 84 C SI 88 F SL 88 F SL 86 B CU 72 F SL 87 C SL 84 3-3 ① K		X CH 83 0-0 ③ F9		X SL 83 0-0 E1 28 1B 19 1B 57 FC4-2 2-H 1B	S FF 94 S FF 95 T FF 95 0-2 ② K			4	0	1	0	0	2	2
19 Ryan Church, L (1, 9) OBP: 0.349, SLG: 0.450		B SI 88 X SL 87 1-0 ② G4-3			C CU 70 S CU 71 S CU 72 0-3 ① K	X CH 86 0-0 57 FC4-2 28 1B 7 3B 1-2 1B	C CU 79 X FF 94 0-1 ③ FC6 1-2f			4	1	1	0	0	1	1
6 Nick Evans, R (1, 7) OBP: 0.310, SLG: 0.415 28 Daniel Murphy, L (6, PH) OBP: 0.424, SLG: 0.509 (7, 7) Endy Chavez, L (9, 7) OBP: 0.308, SLG: 0.332		C CH 84 X SL 86 0-1 ③ P2			H SL 85 1-0 1 BB 57 1B 5 1B HBP	B FF 91 X CH 86 1-0 57 FC4-2 7 3B 1-2 2-3 1B		B FF 93 B FF 94 F FF 94 B SI 94 B FF 94 4-1 7 BB BB		1 1 0	1 1 0	0 1 0	0 0 0	0 1 0	0 0 0	0 0 0
57 Johan Santana, L (1, 1) OBP: 0.179, SLG: 0.213 Argenis Reyes, S (8, PH) OBP: 0.257, SLG: 0.243 25 Pedro Feliciano, L (9, 1) Luis Ayala, R (9, 1)			C FF 88 C SL 85 F SL 84 S CU 72 0-3 ① K		B CH 87 L SL 86 X FF 87 1-1 1 BB 5 1B 1-2 1B	B FF 91 B FF 90 C FF 91 S FF 91 F FF 92 F SL 84 F SI 91 X CH 85 2-2 ① FC4-2 7 3B 1-2 2-3 3-Hf		B FF 92 1 SAFE B SL 92 C FF 93 1 SAFE L FF 92 M CU 78 2-3 ① K		3 1 0 0	2 0 0 0	1 0 0 0	0 0 0 0	0 1 0 0	1 1 0 0	3 1 0 0
Inning Stats	R: 0 E: 0 K: 1 S: 10 H: 2 LOB: 2 BB: 0 P: 14	R: 0 E: 0 K: 1 S: 9 H: 0 LOB: 0 BB: 0 P: 13	R: 0 E: 0 K: 1 S: 9 H: 0 LOB: 0 BB: 0 P: 12	R: 0 E: 0 K: 2 S: 7 H: 0 LOB: 1 BB: 1 P: 12	R: 2 E: 0 K: 2 S: 11 H: 2 LOB: 2 BB: 1 P: 20	R: 4 E: 1 K: 1 S: 18 H: 5 LOB: 1 BB: 0 P: 25	R: 0 E: 0 K: 1 S: 8 H: 0 LOB: 1 BB: 1 P: 12	R: 0 E: 0 K: 2 S: 9 H: 0 LOB: 2 BB: 2 P: 21		1B: 7 2B: 1 3B: 1 HR: 0 SF: 0 SAC: 0 DP: 0 HBP: 1			WP: 0 PB: 0 SB: 0 CS: 0 PA: 39	

	AB	33
	R	6
	H	9
	RBI	5
	BB	5
	SO	11
	LOB	24

PITCHER		IP	WLS	BF	H	R	ER	SO	BB	IBB	HBP	BLK	WP	HR	S	P	ERA	WHIP
45 Sean Marshall, L ERA: 3.62	(1, 1)	5.0		22	4	2	2	7	2	0	1	0	0	0	46	71	3.60	1.200
57 Chad Gaudin, R ERA: 4.23	(6, 1)	0.1	L	5	4	4	4	0	0	0	0	0	0	0	12	16	108.00	12.000
22 Kevin Hart, R ERA: 7.13	(6, 1)	0.2		3	1	0	0	1	0	0	0	0	0	0	6	9	0.00	1.500
37 Angel Guzman, R ERA: 7.04	(7, 1)	2.0		9	0	0	0	3	3	0	0	0	0	0	17	33	0.00	1.500

PITCHER	IP	WLS	BF	H	R	ER	SO	BB	IBB	HBP	BLK	WP	HR	S	P	ERA	WHIP

Batter	1	2	3	4	5	6	7	8	9	10	AB	R	H	RBI	BB	SO	LOB
12 Alfonso Soriano, R (1, 7) OBP: 0.347, SLG: 0.540 Felix Pie, L (10, 8) OBP: 0.314, SLG: 0.338	1-0 2 G6-3 1B		4-1 25 F9 2 1B BB		3-3 ① K	2-2 ① L7	0-1 1-3 2-H 2B			1-0 ② P4	5 0	0 0	2 0	1 0	1 0	1 0	0 0
2 Ryan Theriot, R (1, 6) OBP: 0.381, SLG: 0.356	3-2 ① ② G6-3 1-2f		2-2 16 BB 1-2 1B		2-1 16 BB 25 BB 2B 1B	1-2 ② G6-3	0-0 ③ G1-3			1-1 25 S 25 2B 1B	6	2	3	0	0	0	3
25 Derrek Lee, R (1, 3) OBP: 0.364, SLG: 0.467	4-2 BB		0-0 ② F9 2-3		4-0 16 BB 1-2 2B BB	4-1 16 1B BB		1-2 ① G3		3-2 16 HR 1-H 2B	3	2	1	1	3	0	2
16 Aramis Ramirez, R (1, 5) OBP: 0.381, SLG: 0.521	2-3 ③ K		4-1 1-2 BB		4-2 2B 9 1B 1-2 2-3 BB	0-1 1-2 1B		4-1 1 G4-6-3 BB		1-2 2-H HR	3	2	2	2	3	1	1
Mark DeRosa, R (1, 9) OBP: 0.376, SLG: 0.481 1 Kosuke Fukudome, L (5, PR) OBP: 0.359, SLG: 0.377 (5, 9)		0-1 HR	2-2 F8		0-1 9 E 1-3 2-H 3-H 2B	1-2 ③ P6		2-0 ② ③ G4-6-3 1-2f		1-1 ③ G4-3	3 3	1 1	2 0	3 0	0 0	0 3	3 3
9 Reed Johnson, R (1, 8) OBP: 0.361, SLG: 0.428 (10, 7)	2-3 ① K	2-3 ① K			1-0 E7 1B 2-H 3-H 1B		0-2 FC1-6 1B		1-3 ① K		5	0	2	1	0	3	0
Ronny Cedeno, R (1, 4) OBP: 0.330, SLG: 0.356	3-3 ② K	1-2 ② G4-3			1-0 ② L8		0-0 ① FC1-6 6 1B 12 2B 1-2f		1-2 ② G4-3		5	1	0	0	0	1	3
Henry Blanco, R (1, 2) OBP: 0.325, SLG: 0.395 6 Micah Hoffpauir, L (7, PH) OBP: 0.397, SLG: 0.456 22 Kevin Hart, R (7, 1) 29 Jeff Samardzija, R (8, 1) Jim Edmonds, L (9, PH) OBP: 0.343, SLG: 0.476 Bob Howry, L (9, 1) Kerry Wood, R (10, 1)	1-2 ③ P5				2-2 1-2 1B		1-1 12 2B 1-2 1B		3-3 ③ K		3 1 0 0 1 0 0	0 0 0 0 0 0 0	2 1 0 0 0 0 0	0 0 0 0 0 1 0	0 0 0 0 0 0 0	0 0 0 0 0 0 0	0 0 0 0 0 0 0
38 Carlos Zambrano, S (1, 1) OBP: 0.341, SLG: 0.561 48 Neal Cotts, L (5, 1) Daryle Ward, L (7, PH) OBP: 0.327, SLG: 0.385 55 Koyie Hill, S (7, 2) OBP: 0.154, SLG: 0.231			1-3 ① K	0-0 ③ L9	3-2 ③ G4-3		2-0 ② F6			0-1 ① G3	3 0 1 1	0 0 0 0	0 0 0 0	0 0 0 0	0 0 0 0	1 0 0 0	3 0 2 0
Inning Stats	R: 0 E: 0 K: 1 S: 13 H: 1 LOB: 1 BB: 1 P: 23	R: 1 E: 0 K: 2 S: 12 H: 1 LOB: 0 BB: 0 P: 18	R: 0 E: 0 K: 1 S: 13 H: 1 LOB: 3 BB: 2 P: 26	R: 0 E: 0 K: 1 S: 9 H: 1 LOB: 1 BB: 0 P: 14	R: 4 E: 1 K: 1 S: 21 H: 4 LOB: 2 BB: 2 P: 41	R: 0 E: 0 K: 0 S: 14 H: 1 LOB: 2 BB: 1 P: 22	R: 1 E: 0 K: 0 S: 10 H: 3 LOB: 2 BB: 0 P: 13	R: 0 E: 0 K: 0 S: 5 H: 0 LOB: 0 BB: 1 P: 12	R: 0 E: 0 K: 2 S: 10 H: 0 LOB: 0 BB: 0 P: 15	R: 3 E: 0 K: 0 S: 15 H: 3 LOB: 0 BB: 0 P: 22	1B: 10 2B: 3 3B: 0 HR: 2 SF: 0 SAC: 0 DP: 2 HBP: 0						

PITCHER		IP	WLS	BF	H	R	ER	SO	BB	IBB	HBP	BLK	WP	HR	S	P	ERA	WHIP
Oliver Pérez, L ERA: 4.25	(1, 1)	4.1		23	6	5	5	6	5	0	0	0	0	1	58	105	10.38	2.538
Duaner Sanchez, R ERA: 4.32	(5, 1)	0.2		4	2	0	0	0	0	0	0	0	0	0	10	17	0.00	3.000
Joe Smith, R ERA: 3.67	(6, 1)	0.2		4	1	0	0	0	1	0	0	0	0	0	11	18	0.00	3.000
Ricardo Rincon, L ERA: 2.45	(6, 1)	0.1		1	0	0	0	0	0	0	0	0	0	0	3	4	0.00	0.000
43 Brian Stokes, R ERA: 3.48	(7, 1)	1.0		6	3	1	1	0	0	0	0	0	0	0	10	13	9.00	3.000
39 Bobby Parnell, R ERA: 1.93	(8, 1)	1.0		3	0	0	0	0	1	0	0	0	0	0	5	12	0.00	1.000
Luis Ayala, R ERA: 5.69	(9, 1)	2.0	L	9	3	3	3	2	0	0	0	0	0	1	25	37	13.50	1.500

TOP

Chicago Cubs @ New York Mets

Shea Stadium, Flushing, NY

Wed Sep 24 2008, 7:10 PM EDT
Att. 54,416 - Partly Cloudy - 63 F

livebaseballscorecards.com

AB	43
R	9
H	15
RBI	8
BB	7
SO	8
LOB	20

Chicago Cubs @ New York Mets

Shea Stadium, Flushing, NY

Wed Sep 24 2008, 7:10 PM EDT

Att. 54,416 - Partly Cloudy - 63 F

livebaseballscorecards.com

BOTTOM

Batter	1	2	3	4	5	6	7	8	9	10	AB	R	H	RBI	BB	SO	LOB
7 José Reyes, S (1, 6) OBP: 0.361, SLG: 0.481	G4-3		5 BB, 28 BB, 21 HR, BB		L7		28 L3, 1B	G4-3		K	5	1	1	0	1	1	4
28 Daniel Murphy, L (1, 7) OBP: 0.423, SLG: 0.517	K		5 BB, 21 HR, BB		F8		L3		19 FC4-2, 3B		4	1	1	0	1	1	3
5 David Wright, R (1, 5) OBP: 0.387, SLG: 0.536	K		21 HR, BB		1B		F7		K		4	1	1	1	1	2	2
21 Carlos Delgado, L (1, 3) OBP: 0.357, SLG: 0.528		P3	HR		F7			15 1B, BB, 2B	19 FC4-2, 15 IBB, IBB		4	2	2	4	1	0	2
15 Carlos Beltrán, S (1, 8) OBP: 0.372, SLG: 0.497	G4-3		G4-3			S, 19 S, BB		BB, 11 S, 1B	19 FC4-2, IBB		3	0	1	0	2	0	0
19 Ryan Church, L (1, 9) OBP: 0.344, SLG: 0.443	F7			G6-3		K		K	FC4-2		5	0	0	0	0	2	6
23 Brian Schneider, L (1, 2) OBP: 0.340, SLG: 0.369 6 Nick Evans, R (6, PH) OBP: 0.308, SLG: 0.411 11 Ramon Castro, R (7, 2) OBP: 0.309, SLG: 0.446			F8	F8		K		G5-3	K		2 1 2	0 0 0	0 0 0	0 0 0	0 1 1	0 1 5	0 1 5
Argenis Reyes, S (1, 4) OBP: 0.229, SLG: 0.245 43 Brian Stokes, R (7, 1) OBP: 0.667, SLG: 0.667 39 Bobby Parnell, R (8, 1) Endy Chavez, L (8, PH) OBP: 0.310, SLG: 0.332 Luis Ayala, R (9, 1) 1 Luis Castillo, S (10, PH) OBP: 0.355, SLG: 0.305			FC1-6, 1B	L7		K		IBB		K	3 0 0 0 0 0 1	0 0 0 0 0 0 0	1 0 0 0 0 0 0	0 0 0 0 1 0 0	0 0 0 0 0 0 0	1 0 0 0 0 0 0	1 0 0 0 0 0 0
Oliver Pérez, L (1, 1) OBP: 0.169, SLG: 0.127 Duaner Sánchez, R (5, 1) 9 Marlon Anderson, L (5, PH) OBP: 0.260, SLG: 0.281 Joe Smith, R (6, 1) Ricardo Rincon, L (6, 1) Ramon Martinez, R (7, 4) OBP: 0.500, SLG: 0.667			FC1-6, 28 BB, 7 BB, 5 BB		5 1B, BB		7 1B, 2B	BB		F7	1 0 0 0 0 2	1 0 0 0 0 0	0 0 0 0 0 1	0 0 0 0 0 1	0 0 0 0 0 0	0 0 0 0 0 0	1 0 0 0 0 0
Inning Stats	R: 0 E: 0 K: 2 S: 9 — H: 0 LOB: 0 BB: 0 P: 12	R: 0 E: 0 K: 0 S: 7 — H: 0 LOB: 0 BB: 0 P: 9	R: 5 E: 0 K: 0 S: 20 — H: 2 LOB: 0 BB: 3 P: 40	R: 0 E: 0 K: 0 S: 8 — H: 0 LOB: 0 BB: 0 P: 11	R: 0 E: 0 K: 0 S: 10 — H: 1 LOB: 2 BB: 1 P: 20	R: 0 E: 0 K: 3 S: 14 — H: 0 LOB: 1 BB: 1 P: 22	R: 0 E: 0 K: 0 S: 10 — H: 2 LOB: 1 BB: 0 P: 17	R: 1 E: 0 K: 1 S: 15 — H: 2 LOB: 3 BB: 2 P: 27	R: 0 E: 0 K: 2 S: 12 — H: 1 LOB: 3 BB: 2 P: 26	R: 0 E: 0 K: 1 S: 12 — H: 0 LOB: 0 BB: 0 P: 17	1B: 4 2B: 3 3B: 1 HR: 1 — SF: 0 SAC: 0 DP: 1 HBP: 0						

AB	37
R	6
H	8
RBI	6
BB	9
SO	9
LOB	25

WP: 0 PB: 0 SB: 3 CS: 0 — PA: 46

PITCHER	IP	WLS	BF	H	R	ER	SO	BB	IBB	HBP	BLK	WP	HR	S	P	ERA	WHIP
38 Carlos Zambrano, R (1, 1) ERA: 3.91	4.2		21	3	5	5	2	4	0	0	0	0	1	50	87	9.64	1.500
48 Neal Cotts, L (5, 1) ERA: 3.97	1.1		5	0	0	0	3	1	0	0	0	0	0	18	27	0.00	0.750
22 Kevin Hart, R (7, 1) ERA: 6.84	1.0	H	4	2	0	0	0	0	0	0	0	0	0	10	17	0.00	2.000
29 Jeff Samardzija, R (8, 1) ERA: 2.33	1.0	B	7	2	1	1	1	1	1	0	0	0	0	15	27	9.00	3.000
Bob Howry, R (9, 1) ERA: 5.19	1.0	W	6	1	0	0	2	0	2	0	0	0	0	12	26	0.00	1.000

PITCHER	IP	WLS	BF	H	R	ER	SO	BB	IBB	HBP	BLK	WP	HR	S	P	ERA	WHIP
Kerry Wood, R (10, 1) ERA: 3.31	1.0	S	3	0	0	0	1	0	0	0	0	0	0	12	17	0.00	0.000

Batter	1	2	3	4	5	6	7	8	9	AB	R	H	RBI	BB	SO	LOB
Felix Pie, L (1, 7) OBP: 0.308, SLG: 0.329	B FF 83 F FF 83 C CH 75 F FF 87 F SL 81 B CH 77 S CH 75 2-3 **K** ①	X SI 86 0-0 **G4-6-3** ② ③ 1-2f		C CU 71 S CH 77 S CH 75 0-3 **K** ②			C SI 81 X SL 80 0-1 6 HR 2 S 1B	F SL 80 B SI 89 X SI 89 1-1 **B1-3** ②		5	1	1	0	0	2	2
2 Ryan Theriot, R (1, 6) OBP: 0.383, SLG: 0.355	F SL 80 X CU 71 0-1 **G3** ②		C SI 86 B SI 88 B SI 88 B SI 87 C FF 87 F FF 89 B FF 89 4-2 6 2B **BB**	C CU 74 X CU 70 0-1 **G1-3** ③			1 SAFE B CH 76 C CH 74 B CH 77 B SI 88 B SI 88 4-1 6 HR **BB** 1-2	C SI 87 C SI 89 B SL 81 F SL 80 F SI 90 B SI 89 B SI 89 F SI 88 F SL 81 4-2 6 1B **BB** B SI 89		2	2	0	0	3	0	1
6 Micah Hoffpauir, L (1, 3) OBP: 0.441, SLG: 0.613	C SI 85 X SI 84 0-1 **HR**	X SI 88 0-0 1-H **2B**	B CH 76 B CH 78 F CH 76 C CH 77 F CH 79 X CU 76 2-2 **FC3-6** **1B**				X SL 82 0-0 1-H 2-H **HR**	B SI 88 B SI 88 X SI 88 2-0 **1B** 1-2		5	2	5	5	0	0	0
Jim Edmonds, L (1, 8) OBP: 0.341, SLG: 0.470	B SI 84 B CU 71 B SL 82 C SI 85 B CH 77 4-1 17 1B 27 1B **BB**	F SL 88 B SI 90 B FF 90 C SI 89 C SI 80 2-3 **K** ①	F SL 84 X CH 77 0-1 **FC3-6** ① 1-2f				S FF 86 B SL 82 F FF 85 X FF 85 1-2 **F7** ①	D SI 88 S SI 87 C SI 88 C SL 81 1-3 **K** ③		4	1	0	0	1	2	4
17 Mike Fontenot, L (1, 4) OBP: 0.390, SLG: 0.513	C CH 76 F CU 72 X CU 71 0-2 27 1B 1-3 **1B**	B FF 90 S CH 77 B FF 90 B FF 91 B SI 90 4-1 **BB**	X CH 77 0-0 **F9** ②				S SL 82 B FF 86 X SL 81 1-1 **2B**		B CU 76 B SI 86 C SI 86 C SI 88 X CU 79 2-2 55 FC4-6 27 WP **1B**	4	0	3	0	1	0	1
27 Casey McGehee, R (1, 5) OBP: 0.211, SLG: 0.278	X SL 82 0-0 1-2 3-H **1B**	B CU 76 C SL 85 F SI 91 B SI 91 C CU 77 2-3 **K** ②			X SL 83 0-0 **G5-3** ③		S CU 79 C CU 79 D CU 80 F SI 96 B CU 80 X CU 79 2-2 **F8** ②		1 SAFE L SL 78 1 SAFE L SL 78 B SL 79 F SL 80 B FF 90 S SI 90 2-3 **K** ① 1-2	5	0	1	1	0	2	5
1 Kosuke Fukudome, L (1, 9) OBP: 0.359, SLG: 0.375	B SI 87 C CH 78 S CH 76 F SI 90 B SI 91 C SI 89 2-3 **K** ③	C CH 78 B CH 78 S CH 77 F CH 75 B FF 90 F FF 92 C CU 75 2-3 **K** ③				S SI 83 X CH 77 0-1 **G4-3** ①	I IN 58 I IN 54 I IN 60 4-0 **IBB**		I IN 68 I IN 70 I IN 69 4-0 55 FC4-6 **IBB**	3	0	0	0	2	2	4
55 Koyie Hill, S (1, 2) OBP: 0.111, SLG: 0.167		S FF 86 B FF 87 C FF 87 T FF 84 1-2 **K** ①		B CH 74 S CH 75 X SL 82 1-1 **G4-3** ①		B SI 84 C FF 84 F SL 81 C CH 77 1-3 **K** ② C CH 80 B SI 96 F FF 94 D CU 80 S CU 77 2-3 **K** ③			S SI 89 B SI 90 X SI 89 1-1 **FC4-6** ② 1-2f 2-3	5	0	0	0	0	3	4
40 Rich Harden, L (1, 1) OBP: 0.111, SLG: 0.111 57 Chad Gaudin, R (7, 1) 9 Reed Johnson, R (8, PH) OBP: 0.360, SLG: 0.426 48 Neal Cotts, L (8, 1) Bob Howry, L (8, 1) Daryle Ward, L (9, PH) OBP: 0.325, SLG: 0.381 22 Kevin Hart, R (9, 1)		F SI 88 X FF 89 0-1 **E5** G4-6-3		X SI 88 0-0 **1B**		F SI 86 B CH 77 F CH 78 S FF 90 1-3 **K** ③		B SI 89 X SI 88 1-0 **G6-3** ①	B SI 91 C SI 90 X SI 90 1-1 **G1-3** ③	3 0 1 0 0 0 1	0 0 0 0 0 0 0	1 0 0 0 0 0 0	0 0 0 0 0 0 0	0 0 0 0 0 0 0	1 0 0 0 0 0 0	0 0 0 0 0 0 2
Inning Stats	R: 2 E: 0 K: 2 S: 18 H: 3 LOB: 2 BB: 1 P: 26	R: 0 E: 1 K: 1 S: 6 H: 0 LOB: 0 BB: 0 P: 7	R: 1 E: 0 K: 3 S: 16 H: 1 LOB: 2 BB: 2 P: 30	R: 0 E: 0 K: 1 S: 8 H: 1 LOB: 1 BB: 0 P: 9	R: 0 E: 0 K: 0 S: 8 H: 1 LOB: 1 BB: 0 P: 10	R: 0 E: 0 K: 2 S: 8 H: 0 LOB: 0 BB: 0 P: 10	R: 3 E: 0 K: 1 S: 16 H: 3 LOB: 2 BB: 2 P: 30	R: 0 E: 0 K: 1 S: 13 H: 1 LOB: 2 BB: 1 P: 22	R: 0 E: 0 K: 1 S: 11 H: 1 LOB: 2 BB: 1 P: 21	1B: 7 2B: 2 3B: 0 HR: 2 SF: 0 SAC: 0 DP: 1 HBP: 0						

PITCHER		IP	WLS	BF	H	R	ER	SO	BB	IBB	HBP	BLK	WP	HR	S	P	ERA	WHIP
Pedro Martinez, R ERA: 5.61	(1, 1)	6.0		29	7	5	5	9	4	0	0	0	0	1	67	99	7.50	1.833
Ricardo Rincon, L ERA: 4.5	(7, 1)	0.1		3	2	1	1	0	0	0	0	0	0	1	6	8	27.00	6.000
43 Brian Stokes, R ERA: 3.41	(7, 1)	0.2		3	0	0	0	1	0	1	0	0	0	0	7	15	0.00	0.000
Scott Schoeneweis, L ERA: 3.2	(8, 1)	1.0		5	1	0	0	1	1	0	0	0	0	0	13	22	0.00	2.000
25 Pedro Feliciano, L ERA: 4.08	(9, 1)	0.0		1	1	0	0	0	0	0	0	0	0	0	3	5	∞	∞

PITCHER		IP	WLS	BF	H	R	ER	SO	BB	IBB	HBP	BLK	WP	HR	S	P	ERA	WHIP
Joe Smith, R ERA: 3.61	(9, 1)	1.0	W	4	0	0	0	1	0	1	0	0	1	0	8	16	0.00	0.000

TOP

Chicago Cubs @ New York Mets

Shea Stadium, Flushing, NY

Thu Sep 25 2008, 7:10 PM EDT

Att. 51,174 - Cloudy - 64 F

livebaseballscorecards.com

AB	38
R	6
H	11
RBI	6
BB	7
SO	12
LOB	23

WP: 1	PA: 45					
PB: 0						
SB: 1						
CS: 0						

Chicago Cubs @ New York Mets

Shea Stadium, Flushing, NY

Thu Sep 25 2008, 7:10 PM EDT

Att. 51,174 - Cloudy - 64 F

BOTTOM

Batter	1	2	3	4	5	6	7	8	9	AB	R	H	RBI	BB	SO	LOB
7 José Reyes, S (1, 6) OBP: 0.361, SLG: 0.480	C CH 83 B CH 84 X SL 77 1-1 E3 28 G6-3 28 S 5 SF8		B CH 78 C CH 87 X CH 81 1-1 ③ G3		B FF 88 C FF 88 B FF 90 B FF 90 C FF 91 F FF 91 B FF 94 4-2 28 S BB		C FF 90 X FF 89 0-1 ② G6-3 3-H		B SI 94 B SI 92 B SI 93 C FF 92 C FF 93 F FF 94 F SI 92 X FF 94 3-2 5 S 15 1B 1B	4	2	1	1	1	0	0
28 Daniel Murphy, L (1, 7) OBP: 0.408, SLG: 0.496	C CH 83 B SL 78 X CH 83 1-1 ① G6-3 1-3			C CH 85 X SL 79 0-1 ① F8	1 SAFE C FF 92 1 SAFE P PO 84 1 SAFE B FF 92 C FF 91 B FF 92 S FF 92 3-3 ③ K 1-2		B CH 89 X SI 90 1-0 ③ L7		1 SAFE B SI 91 B FF 92 L FF 92 L SI 91 1 SAFE L SI 90 2-3 ① K	5	0	0	0	0	2	3
5 David Wright, R (1, 5) OBP: 0.389, SLG: 0.536	C CH 83 D CH 87 D CH 79 D FF 89 X CH 87 3-1 ② SF8 3-H			B FF 89 B CH 81 B CH 86 B FF 90 4-0 15 BB 19 2B BB		B FF 89 B FF 89 B FF 90 B FF 90 4-1 15 FC3-6 BB		B SI 90 B FF 90 C SI 90 F FF 90 F FC 90 B FC 90 X SL 83 3-2 21 G5-6-3 1B	C SL 87 S SL 87 1 SAFE B SL 88 B FF 94 S SL 89 2-3 ② K 1-2	2	1	1	1	2	1	1
21 Carlos Delgado, L (1, 3) OBP: 0.356, SLG: 0.525	B CH 80 B CH 85 F FF 87 X CH 82 2-1 ③ G4-3			B FF 90 C FF 88 X FF 90 1-1 ② F7		B FF 89 C SL 82 B SL 84 F FF 90 B FF 92 S FF 93 3-3 ① K		F FF 92 D SL 89 F FF 92 X FF 91 1-2 ①② G5-6-3 1-2f	I IN 71 I IN 74 I IN 75 I IN 71 4-0 15 1B IBB	4	0	0	0	1	1	3
15 Carlos Beltrán, S (1, 8) OBP: 0.374, SLG: 0.497		X CH 86 0-0 ① P4		B CH 83 B SL 82 B FF 89 B FF 89 4-0 19 2B 1-2 BB		X CH 83 0-0 ② FC3-6 19 BB 1-2f		C SL 84 F SL 85 X SL 86 0-2 S 19 1B 1B 1B	B SI 91 B SL 88 X FF 89 2-0 1-2 2-H 1B	4	2	2	1	1	0	1
19 Ryan Church, L (1, 9) OBP: 0.352, SLG: 0.452		B CH 86 B CH 86 C FF 88 X FF 89 2-1 4 CS 1B		C CH 81 B SL 82 B FF 91 B FF 91 X SL 84 3-1 1-H 2-H 2B		B FF 90 1 SAFE B FF 90 B FF 91 B FF 91 4-0 1-2 BB		B FF 91 D SL 84 S FF 91 D FC 89 S FF 92 X FF 92 3-2 4 1B 1-2 1B		3	1	3	2	1	0	0
Ramon Martinez, R (1, 4) OBP: 0.375, SLG: 0.429		B SI 89 B SL 78 X CH 87 2-0 ② P2		B FF 91 X FF 90 1-0 ③ F7		C FF 91 B SL 83 F FF 91 C FF 92 1-3 ③ K		B SI 89 C SI 88 B SI 89 X SI 89 2-1 4 1B 1-2 2-H 1B		4	0	1	1	0	1	4
4 Robinson Cancel, R (1, 2) OBP: 0.275, SLG: 0.347	B CH 86 F SL 87 D SL 79 F FF 88 B FF 89 3-2 ③ CS 1-2	L C X 0-2 ① F8			X CH 86 0-0 ① F9		C FF 90 B FF 89 B FF 90 S SL 81 B SL 81 F SL 82 X FF 92 3-2 9 G6-3 7 G6-3 2B	B SL 82 C SI 89 F SI 90 X SI 91 1-2 1-3 2-H 1B		4	1	2	1	0	0	0
Pedro Martinez, R (1, 1) OBP: 0.154, SLG: 0.179 Ricardo Rincon, L (7, 1) 43 Brian Stokes, R (7, 1) OBP: 0.667, SLG: 0.667 9 Marlon Anderson, L (7, PH) OBP: 0.259, SLG: 0.279 Scott Schoeneweis, L (8, 1) Damion Easley, R (8, PH) OBP: 0.321, SLG: 0.371 25 Pedro Feliciano, L (9, 1) Joe Smith, R (9, 1)			S B X 1-1 ② P5		C CH 86 C FF 88 F FF 89 F FF 89 F FF 90 B FF 91 S CH 85 1-3 ② K		C CH 87 C CH 88 F CH 85 F FF 91 X SI 89 0-2 ① G6-3 2-3	F SI 90 S SL 84 B SI 88 S CH 82 1-3 ③ K		2 0 0 1 0 1 0 0	0 0 0 0 0 0 0 0	0 0 0 0 0 1 0 0	0 0 0 0 0 0 0 0	0 0 0 0 0 1 0 0	1 0 0 1 0 2 0 0	0 0 0 1 0 0 0 0
Inning Stats	R: 1 E: 1 K: 0 S: 8 H: 0 LOB: 0 BB: 0 P: 15	R: 0 E: 0 K: 0 S: 6 H: 1 LOB: 0 BB: 0 P: 13	R: 0 E: 0 K: 0 S: 7 H: 0 LOB: 0 BB: 0 P: 9	R: 2 E: 0 K: 0 S: 7 H: 1 LOB: 1 BB: 2 P: 20	R: 0 E: 0 K: 2 S: 14 H: 0 LOB: 1 BB: 1 P: 21	R: 0 E: 0 K: 2 S: 8 H: 0 LOB: 2 BB: 2 P: 20	R: 1 E: 0 K: 0 S: 12 H: 1 LOB: 0 BB: 0 P: 16	R: 2 E: 0 K: 1 S: 21 H: 5 LOB: 2 BB: 0 P: 32	R: 1 E: 0 K: 2 S: 12 H: 2 LOB: 2 BB: 1 P: 25	1B: 8 2B: 2 3B: 0 HR: 0 SF: 1 SAC: 0 DP: 1 HBP: 0						

PITCHER		IP	WLS	BF	H	R	ER	SO	BB	IBB	HBP	BLK	WP	HR	S	P	ERA	WHIP
40 Rich Harden, R ERA: 2.07	(1, 1)	6.0		25	2	3	2	4	5	0	0	0	0	0	50	98	3.00	1.167
57 Chad Gaudin, R ERA: 4.28	(7, 1)	1.0	H	4	1	1	1	0	0	0	0	0	0	0	12	16	9.00	1.000
48 Neal Cotts, L ERA: 4.41	(8, 1)	0.2	H	4	3	2	2	0	0	0	0	0	0	0	13	20	27.00	4.500
Bob Howry, R ERA: 5.17	(8, 1)	0.1	B	3	2	0	0	1	0	0	0	0	0	0	8	12	0.00	6.000
22 Kevin Hart, R ERA: 7.01	(9, 1)	0.2	L	5	2	1	1	2	0	1	0	0	0	0	12	25	13.50	3.000

PITCHER	IP	WLS	BF	H	R	ER	SO	BB	IBB	HBP	BLK	WP	HR	S	P	ERA	WHIP

livebaseballscorecards.com

AB	34
R	7
H	10
RBI	7
BB	6
SO	7
LOB	15

WP: 0 PB: 0 SB: 4 CS: 1 PA: 42

Batter	1	2	3	4	5	6	7	8	9	AB	R	H	RBI	BB	SO	LOB
12 Alfonso Soriano, R (1, 7) OBP: 0.345, SLG: 0.536	B S X 1-1 L7	C F B B F S 2-3 K		F B X 1-1 F9			S B S B F S 2-3 K			4	0	0	0	0	2	3
17 Mike Fontenot, L (1, 4) OBP: 0.395, SLG: 0.517	C X 0-1 25 1B 1B		C B B C B F X 3-2 1B		B B X 2-0 6 1B 25 G1-3 1B		B F F C 1-3 K			4	0	3	0	0	1	0
25 Derrek Lee, R (1, 3) OBP: 0.363, SLG: 0.465	X 0-0 1-2 1B		1 SAFE S B B T S 2-3 K		C B 1 SAFE F X 1-2 G1-3 1-2			B F B B B X 3-1 G5-3		4	0	1	0	0	1	2
16 Aramis Ramirez, R (1, 5) OBP: 0.379, SLG: 0.517	F X 0-1 F8		C F B 1 SAFE S 1-3 K		F B B B S C 3-3 K			F X 0-1 G5-3		4	0	0	0	0	2	4
6 Micah Hoffpauir, L (1, 9) OBP: 0.431, SLG: 0.591	B X 1-0 L8		1 SAFE F S 1 SAFE B S 1-3 K		C D X 1-1 2-3 1B			B C B F C 2-3 K		4	0	1	0	0	2	3
18 Geovany Soto, R (1, 2) OBP: 0.364, SLG: 0.504 55 Koyie Hill, S (6, PH) OBP: 0.105, SLG: 0.158 (6, 2) Felix Pie, L (9, PH) OBP: 0.304, SLG: 0.325		C B T B B X 3-2 F7		B C B B B 4-1 2 1B BB		F B C B S 2-3 K			B F F F S 1-3 K	1 1 1	0 0 0	0 0 0	0 0 0	1 0 0	0 1 1	0 0 0
Jim Edmonds, L (1, 8) OBP: 0.343, SLG: 0.479		C B F F F E B X 2-2 HR		S B B S B X 3-2 P5		B F F F B X 2-2 2 CS 1B			B F B X 2-1 G4-3	4	1	2	1	0	0	1
2 Ryan Theriot, R (1, 6) OBP: 0.385, SLG: 0.357		F F B X 1-2 46 SH3-4 1B		B F B C X 2-2 1-2 1B		B C F F F X 1-2 2 3 F8 1-2			C B B B B 4-1 DI BB	3	0	2	0	1	0	1
46 Ryan Dempster, R (1, 1) OBP: 0.190, SLG: 0.197 45 Sean Marshall, L (6, 1) OBP: 0.333, SLG: 0.333 29 Jeff Samardzija, R (6, 1) 1 Kosuke Fukudome, L (7, PH) OBP: 0.358, SLG: 0.374 57 Chad Gaudin, R (7, 1) 49 Carlos Marmol, R (7, 1) 43 Michael Wuertz, R (8, 1) Daryle Ward, L (9, PH) OBP: 0.322, SLG: 0.378		X 0-0 SH3-4 1-2		L X 0-1 L5			B X 1-0 G1-3		C S B S 1-3 K 1-2	1 0 0 1 0 0 0 0 1	0 0 0 0 0 0 0 0 0	0 0 0 0 0 0 0 0 1	0 0 0 0 0 0 0 0 1	0 0 0 0 0 0 0 0 1	0 0 0 0 0 0 0 0 1	2 0 0 0 0 0 0 0 1
Inning Stats	R: 0 E: 0 K: 0 S: 8 H: 2 LOB: 2 BB: 0 P: 10	R: 1 E: 0 K: 1 S: 16 H: 2 LOB: 1 BB: 0 P: 24	R: 0 E: 0 K: 3 S: 13 H: 1 LOB: 1 BB: 0 P: 20	R: 0 E: 0 K: 0 S: 11 H: 1 LOB: 2 BB: 1 P: 21	R: 0 E: 0 K: 1 S: 9 H: 2 LOB: 2 BB: 0 P: 16	R: 0 E: 0 K: 1 S: 12 H: 1 LOB: 0 BB: 0 P: 17	R: 0 E: 0 K: 2 S: 8 H: 0 LOB: 0 BB: 0 P: 12	R: 0 E: 0 K: 1 S: 7 H: 0 LOB: 0 BB: 0 P: 12	R: 0 E: 0 K: 2 S: 10 H: 0 LOB: 1 BB: 1 P: 18	1B: 8 2B: 0 3B: 0 HR: 1	SF: 0 SAC: 1 DP: 0 HBP: 0						

PITCHER		IP	WLS	BF	H	R	ER	SO	BB	IBB	HBP	BLK	WP	HR	S	P	ERA	WHIP
37 Jeff Suppan, R ERA: 4.96	(1, 1)	5.0		23	8	1	1	5	1	0	0	0	0	1	57	91	1.80	1.800
73 Seth McClung, R ERA: 4.02	(6, 1)	4.0	W	13	1	0	0	6	1	0	0	0	0	0	37	59	0.00	0.500

PITCHER	IP	WLS	BF	H	R	ER	SO	BB	IBB	HBP	BLK	WP	HR	S	P	ERA	WHIP

TOP

Chicago Cubs @ Milwaukee Brewers

Miller Park, Milwaukee, WI

Fri Sep 26 2008, 7:05 PM CDT

Att. 44,084 - Clear - 75 F

livebaseballscorecards.com

AB	33
R	1
H	9
RBI	1
BB	2
SO	11
LOB	17

BOTTOM

Chicago Cubs @ Milwaukee Brewers

Miller Park, Milwaukee, WI

Fri Sep 26 2008, 7:05 PM CDT

Att. 44,084 - Clear - 75 F

livebaseballscorecards.com

Batter	1	2	3	4	5	6	7	8	9	AB	R	H	RBI	BB	SO	LOB
25 Mike Cameron, R (1, 8) OBP: 0.329, SLG: 0.478	K		BB		P6		1-3 HR 1B			3	1	1	0	1	1	0
Ray Durham, S (1, 4) OBP: 0.382, SLG: 0.433 23 Rickie Weeks Jr., R (7, 4) OBP: 0.344, SLG: 0.401	8 FC5-4 1B		1 SAFE G3-6-3 1-2f			1 1B 2B	1-H 3-H HR			3 1	1 1	2 1	0 1	0 3	0 0	1 0
8 Ryan Braun, R (1, 7) OBP: 0.334, SLG: 0.550	FC5-4 1-2f		F7			1 1B BB	28 2B BB			2	0	0	0	2	0	1
28 Prince Fielder, L (1, 3) OBP: 0.372, SLG: 0.509	P5			F8		K	1 SAFE 1-2 2B			4	0	1	0	0	1	3
7 J.J. Hardy, R (1, 6) OBP: 0.345, SLG: 0.482		F8		2B		F3	G5-3			4	0	1	0	0	0	3
1 Corey Hart, R (1, 9) OBP: 0.303, SLG: 0.464		18 2B 1B		K		1-2 2-H 1B		K		4	1	2	1	0	2	1
Craig Counsell, L (1, 5) OBP: 0.354, SLG: 0.302		1 SAFE F9 1 SAFE		K		G3-1		BB		3	0	0	0	1	1	4
18 Jason Kendall, R (1, 2) OBP: 0.331, SLG: 0.328		1-H 2B			F9		G6-3	L4		4	0	1	1	0	0	1
37 Jeff Suppan, R (1, 1) OBP: 0.189, SLG: 0.160 14 Russell Branyan, L (5, PH) OBP: 0.338, SLG: 0.583 73 Seth McClung, L (6, 1) OBP: 0.263, SLG: 0.316		K			F8		CI 25 1B 25 BLK 23 HR	K		1 1 1	0 0 1	0 0 1	0 0 1	0 0 1	1 0 1	1 0 1
Inning Stats	R: 0 H: 1 E: 0 LOB: 1 K: 1 BB: 0 S: 12 P: 19	R: 1 H: 2 E: 0 LOB: 1 K: 1 BB: 0 S: 12 P: 21	R: 0 H: 0 E: 0 LOB: 0 K: 0 BB: 1 S: 4 P: 11	R: 0 H: 1 E: 0 LOB: 1 K: 2 BB: 0 S: 14 P: 19	R: 0 H: 0 E: 0 LOB: 0 K: 0 BB: 0 S: 7 P: 10	R: 1 H: 2 E: 0 LOB: 2 K: 1 BB: 1 S: 14 P: 22	R: 3 H: 3 E: 1 LOB: 1 K: 0 BB: 1 S: 13 P: 22	R: 0 H: 0 E: 0 LOB: 1 K: 2 BB: 1 S: 11 P: 19		1B: 4 SF: 0 2B: 4 SAC: 0 3B: 0 DP: 1 HR: 1 HBP: 0				WP: 0 PA: 36 PB: 0 SB: 0 CS: 0		

PITCHER		IP	WLS	BF	H	R	ER	SO	BB	IBB	HBP	BLK	WP	HR	S	P	ERA	WHIP
46 Ryan Dempster, R ERA: 2.96	(1, 1)	5.0		19	4	1	1	4	1	0	0	0	0	0	49	80	1.80	1.000
45 Sean Marshall, L ERA: 3.74	(6, 1)	0.1	L	3	1	1	1	1	1	0	0	0	0	0	7	11	27.00	6.000
29 Jeff Samardzija, R ERA: 2.28	(6, 1)	0.2		3	1	0	0	0	0	0	0	0	0	0	7	11	0.00	1.500
57 Chad Gaudin, R ERA: 4.45	(7, 1)	0.2		6	3	3	2	0	1	0	0	1	0	1	9	18	27.00	6.000
49 Carlos Marmol, R ERA: 2.71	(7, 1)	0.1		1	0	0	0	0	0	0	0	0	0	0	4	4	0.00	0.000

PITCHER		IP	WLS	BF	H	R	ER	SO	BB	IBB	HBP	BLK	WP	HR	S	P	ERA	WHIP
43 Michael Wuertz, R ERA: 3.74	(8, 1)	1.0		4	0	0	0	2	1	0	0	0	0	0	11	19	0.00	1.000

AB	31
R	5
H	9
RBI	5
BB	4
SO	7
LOB	16

Chicago Cubs @ Milwaukee Brewers

Miller Park, Milwaukee, WI

Sat Sep 27 2008, 2:55 PM CDT
Att. 45,288 - Roof Closed - 77 F

livebaseballscorecards.com

Batter	1	2	3	4	5	6	7	8	9	AB	R	H	RBI	BB	SO	LOB
1 Kosuke Fukudome, L (1, 9) OBP: 0.359, SLG: 0.379	F B X 1-1 ① F7	C F F B X 1-2 ③ F8		C SI 90 B CU 71 B FC 85 F SI 85 B SI 91 F SI 90 B SI 90 4-2 6 G4-3 S BB		X SI 90 0-0 ②③ G6-4-3 1-2f			1 SAFE C CH 89 1 SAFE X SI 90 0-1 1-H HR	4	1	1	2	1	0	3
Ronny Cedeno, R (1, 6) OBP: 0.332, SLG: 0.357 Kerry Wood, R (9, 1)	C X 0-1 HR 1B		C X 0-1 E5 9 BB 6 WP 17 1B	C SI 90 1 SAFE B SI 90 X CU 70 1-1 ① P5 1-2			X FF 94 0-0 ① G5-3		C CU 77 F CU 82 B SI 90 X SI 90 1-2 BB 17 1B 1B	5 0	3 0	2 0	0 0	0 0	0 0	1 0
6 Micah Hoffpauir, L (1, 3) OBP: 0.416, SLG: 0.557	1 SAFE C S S 0-3 ② K		F D D F F B F B 4-2 9 BB 17 1B 1-2 BB	C SI 84 B SI 82 X FC 85 1-1 ② G4-3 2-3			C FF 95 B CU 79 C CU 79 C FF 88 1-3 ② K		1 SAFE S SL 77 X SL 77 0-1 ① P4	4	1	0	0	1	2	3
Daryle Ward, L (1, 7) OBP: 0.319, SLG: 0.402 Felix Pie, L (7, 8) OBP: 0.312, SLG: 0.325	C 1 SAFE B B X 2-1 1-H HR		C B D F X 2-2 ① F8	B SI 83 C FF 86 B SI 90 B SI 84 S FC 85 S CU 69 3-3 ③ K			S CU 80 C CU 80 F FF 96 C FS 87 0-3 ③ K		B SL 79 B FF 85 B FF 86 B FF 85 4-0 17 1B 1-2 BB	4 0	1 0	1 0	2 0	0 1	2 0	3 0
9 Reed Johnson, R (1, 8) OBP: 0.361, SLG: 0.424 (7, 7)	C C B X 1-2 ③ G4-3		D F CH 87 B CU 74 B SI 88 B FF 91 4-1 1B 17 1B 1-2 2-3 BB	C FC 81 B CU 70 S SI 89 F FC 80 F CU 69 F SI 90 B FC 82 F SI 90 X SI 84 2-2 ① G5-3				C FS 86 S FS 87 F FS 88 X FS 87 0-2 1B	C SI 93 D SL 84 X SI 93 1-1 ② F6	4	0	1	0	1	0	2
17 Mike Fontenot, L (1, 4)		B B F X 2-1 ① F8	C FF 91 X SI 89 0-1 1B 1-2 2-H 3-H 1B	S SI 84 C CU 70 B SI 91 X SI 90 1-2 ② G4-3				1 SAFE M CU 79 L CU 77 1 SAFE C FF 94 0-3 ① K	B SI 94 X SI 93 1-0 1-2 2-H 1B	5	0	2	3	0	1	1
27 Casey McGehee, R (1, 5) OBP: 0.167, SLG: 0.217		B B X 2-0 ② F8	X SL 84 0-0 ② F8	F FC 83 B FC 82 X SI 90 1-1 ③ L9				D FF 89 F FF 94 B FS 87 1 SAFE 1 SAFE S FS 88 S FS 86 2-3 ② K	X SL 84 0-0 ③ G6-3	5	0	0	0	0	1	5
Henry Blanco, R (1, 2) OBP: 0.331, SLG: 0.398		X 0-0 30 2B 1B	B SL 83 S SL 84 X SL 84 1-1 1-2 2-3 1B			X FC 81 0-0 ① P4		X FS 87 0-0 ③ G5-3		4	0	2	0	0	0	1
30 Ted Lilly, L (1, 1) OBP: 0.190, SLG: 0.210 49 Carlos Marmol, R (7, 1) Jason Marquis, L (8, 1) OBP: 0.242, SLG: 0.356 48 Neal Cotts, L (8, 1) 43 Michael Wuertz, R (8, 1) 2 Ryan Theriot, R (9, PH) OBP: 0.386, SLG: 0.358 (9, 6)		B X 1-0 1-3 2B	B SL 84 F SL 84 X SL 83 1-1 ③ L9			F SI 88 C CU 69 F CU 69 B SI 88 B SI 83 X SI 89 2-2 E4 1 G6-4-3			X SI 90 0-0 1 HR 1B	3 0 0 0 0 1	0 0 0 0 0 1	1 0 0 0 0 1	0 0 0 0 0 1	0 0 0 0 0 0	0 0 0 0 0 0	3 0 0 0 0 0
Inning Stats	R: 2 E: 0 K: 1 S: 12 H: 2 LOB: 0 BB: 0 P: 16	R: 0 E: 0 K: 0 S: 9 H: 2 LOB: 2 BB: 0 P: 15	R: 2 E: 1 K: 0 S: 17 H: 2 LOB: 3 BB: 2 P: 29	R: 0 E: 0 K: 1 S: 10 H: 0 LOB: 1 BB: 1 P: 19	R: 0 E: 0 K: 0 S: 12 H: 0 LOB: 0 BB: 0 P: 16	R: 0 E: 1 K: 0 S: 6 H: 0 LOB: 0 BB: 0 P: 8	R: 0 E: 0 K: 2 S: 8 H: 0 LOB: 0 BB: 0 P: 9	R: 0 E: 0 K: 2 S: 11 H: 1 LOB: 1 BB: 0 P: 13	R: 3 E: 0 K: 0 S: 12 H: 4 LOB: 2 BB: 1 P: 19	1B: 8 2B: 1 3B: 0 HR: 2 SF: 0 SAC: 0 DP: 1 HBP: 0						

PITCHER		IP	WLS	BF	H	R	ER	SO	BB	IBB	HBP	BLK	WP	HR	S	P	ERA	WHIP
15 Ben Sheets, R ERA: 3.09	(1, 1)	2.1	L	15	5	4	3	1	2	0	0	0	1	1	33	53	11.57	3.000
45 Mark DiFelice, R ERA: 2.84	(3, 1)	0.2		3	1	0	0	0	0	0	0	0	0	0	5	7	0.00	1.500
31 Dave Bush, R ERA: 4.18	(4, 1)	3.0		10	0	0	0	1	1	0	0	0	0	0	28	43	0.00	0.333
26 Manny Parra, L ERA: 4.39	(7, 1)	2.0		7	1	0	0	4	0	0	0	0	0	0	19	22	0.00	0.500
Salomon Torres, R ERA: 3.49	(9, 1)	0.0		3	3	3	3	0	0	0	0	0	0	1	6	7	∞	∞

PITCHER		IP	WLS	BF	H	R	ER	SO	BB	IBB	HBP	BLK	WP	HR	S	P	ERA	WHIP
57 Mitch Stetter, L ERA: 3.2	(9, 1)	0.1		2	0	0	0	0	1	0	0	0	0	0	2	6	0.00	3.000
60 Todd Coffey, R ERA: 4.39	(9, 1)	0.2		3	1	0	0	0	0	0	0	0	0	0	4	6	0.00	1.500

AB	39
R	7
H	11
RBI	7
BB	4
SO	6
LOB	22

WP: 1 PA: 43
PB: 0
SB: 1
CS: 0

BOTTOM

Chicago Cubs @ Milwaukee Brewers

Miller Park, Milwaukee, WI

Sat Sep 27 2008, 2:55 PM CDT

Att. 45,288 - Roof Closed - 77 F

livebaseballscorecards.com

Batter	1	2	3	4	5	6	7	8	9	AB	R	H	RBI	BB	SO	LOB
25 Mike Cameron, R (1, 8) OBP: 0.330, SLG: 0.477	F B C X 1-2 G5-3 ①		B FF 89 B CH 79 C SL 82 F SL 83 B FF 90 X SL 84 3-2 F7 ③			B SL 87 B SL 81 B SL 86 B FF 89 4-0 BB		C SI 92 X SI 92 0-1 1B 28 1B 1B 1-2		3	1	1	0	1	0	0
2 Bill Hall, R (1, 5) OBP: 0.293, SLG: 0.396 Craig Counsell, L (8, PH) OBP: 0.356, SLG: 0.305 (9, 5)	F F F S 0-3 K ②			B FF 86 C FF 86 B FF 88 X FF 87 2-1 P6 ①		B FF 90 C SL 82 B SL 84 B FF 91 F FF 90 F SL 87 S FF 91 3-3 K ③		B SI 90 B SI 90 C SI 90 B SI 90 F SI 89 X SI 88 3-2 28 1B 8 HBP 7 FC5-2 1-3 1B 2-H		3 1	0 0	0 1	0 1	0 0	2 0	1 0
8 Ryan Braun, R (1, 7) OBP: 0.335, SLG: 0.550	C B S F S 1-3 K ③			C FF 88 F SL 87 B FF 91 B FF 91 X SL 87 2-2 G5-3 ②			X FF 90 0-0 28 1B 7 SF8 2B	C SI 91 H SI 91 1-1 7 FC5-2 28 1B 1-2 HBP		3	1	1	0	0	1	0
28 Prince Fielder, L (1, 3) OBP: 0.372, SLG: 0.509		F F B S 1-3 K ①		X FF 90 0-0 P5 ③			X FF 90 0-0 1B 2-3	X SL 87 0-0 7 FC5-2 1-2 1B 2-3 3-H		4	0	2	1	0	1	0
7 J.J. Hardy, R (1, 6) OBP: 0.343, SLG: 0.480		F B F X 1-2 E6 1 FC6-4			B SL 84 B SL 85 C FF 87 F SL 84 X FF 89 2-2 F9 ①		C FF 95 B SL 84 X SL 84 1-1 SF8 ① 3-H	C SL 86 B FF 94 X SL 87 1-1 FC5-2 1 FC6-4 ② 1-2 2-3 3-Hf		3	0	0	1	0	0	3
1 Corey Hart, R (1, 9) OBP: 0.302, SLG: 0.461		X 0-0 FC6-4 ② 1-2f			C FF 89 F FF 90 X SL 87 0-2 G5-3 ②		B SL 84 F FF 95 S FF 96 F FF 95 X SL 83 1-2 F8 ②	S SL 86 X SL 81 0-1 FC6-4 ③ 1-2f		4	0	0	0	0	0	5
23 Rickie Weeks Jr., R (1, 4) OBP: 0.342, SLG: 0.398		1 SAFE C F 1 SAFE X 0-2 G1-3 ③			B CU 70 F FF 87 B CU 69 C CH 80 F CH 79 B SL 86 X SL 86 3-2 G1-3 ③		S SL 85 B SL 86 C FF 95 X SL 85 1-2 F9 ③		B FF 96 C FF 95 F FF 95 C CU 83 1-3 K ①	4	0	0	0	0	1	2
18 Jason Kendall, R (1, 2) OBP: 0.329, SLG: 0.326			C CH 82 B SL 84 B SL 83 X SL 81 2-1 L5 ①			B FF 87 B FF 86 C FF 85 X FF 87 2-1 F8 ①		C SI 92 F SI 91 F SI 89 X SI 93 0-2 G5-3 ①	B FF 95 C FF 95 F FF 95 B CU 82 X FF 95 2-2 G4-3 ②	4	0	0	0	0	0	0
15 Ben Sheets, R (1, 1) 45 Mark DiFelice, R (3, 1) 27 Joe Dillon, R (3, PH) 31 Dave Bush, R (4, 1) Ray Durham, SS (5, PH) 26 Manny Parra, L (7, 1) 14 Russell Branyan, L (8, PH) 21 Alcides Escobar, R (8, PR) Salomon Torres, R (9, 1) 57 Mitch Stetter, L (9, 1) 60 Todd Coffey, R (9, 1) 47 Mike Lamb, L (9, PH)			X FF 87 0-0 P2 ②			C SL 86 X SL 88 0-1 G3 ②		B CH 83 F SI 92 B CH 84 B SI 92 C SI 91 F CH 83 B CH 83 4-2 25 1B 1B BB	C FF 96 C CU 82 X FF 95 0-2 F7 ③	0 0 0 0 0 0 0 0 0 0 0 0 0 0 0 0 0 0 1 0 0 0 0 0 0 0 0 1 0 0 0 0 0 0 0 0 1 0 0 0 0 0 0 0 0 0 0 0 0 0 1 0 0 0 0 1 0 0 0 0 0 0 0 0 0 0 0 0 0 0 0 0 0 0 0 0 0 0 0 0 0 1 0 0 0 0 0 0 0 0						
Inning Stats	R: 0 E: 0 K: 2 S: 11 H: 0 LOB: 0 BB: 0 P: 13	R: 0 E: 1 K: 1 S: 10 H: 0 LOB: 1 BB: 0 P: 12	R: 0 E: 0 K: 0 S: 6 H: 0 LOB: 0 BB: 0 P: 11	R: 0 E: 0 K: 0 S: 6 H: 0 LOB: 0 BB: 0 P: 10	R: 0 E: 0 K: 0 S: 10 H: 0 LOB: 0 BB: 0 P: 15	R: 0 E: 0 K: 1 S: 8 H: 0 LOB: 1 BB: 1 P: 17	R: 1 E: 0 K: 0 S: 11 H: 2 LOB: 1 BB: 0 P: 14	R: 2 E: 0 K: 0 S: 18 H: 3 LOB: 3 BB: 1 P: 27	R: 0 E: 0 K: 1 S: 9 H: 0 LOB: 0 BB: 0 P: 12	1B: 4 2B: 1 3B: 0 HR: 0 SF: 1 SAC: 0 DP: 0 HBP: 1						

AB	32
R	3
H	5
RBI	3
BB	2
SO	5
LOB	11

WP: 0 PB: 0 SB: 0 CS: 0 PA: 36

PITCHER		IP	WLS	BF	H	R	ER	SO	BB	IBB	HBP	BLK	WP	HR	S	P	ERA	WHIP
30 Ted Lilly, L ERA: 4.09	(1, 1)	6.0	W	22	2	1	1	4	1	0	0	0	0	0	53	80	1.50	0.500
49 Carlos Marmol, R ERA: 2.68	(7, 1)	1.0	H	3	0	0	0	0	0	0	0	0	0	0	9	12	0.00	0.000
Jason Marquis, R ERA: 4.53	(8, 1)	0.1	H	5	2	2	2	0	1	0	1	0	0	0	13	21	54.00	9.000
48 Neal Cotts, L ERA: 4.41	(8, 1)	0.0		1	1	0	0	0	0	0	0	0	0	0	1	1	∞	∞
43 Michael Wuertz, R ERA: 3.68	(8, 1)	0.2	H	2	0	0	0	0	0	0	0	0	0	0	4	5	0.00	0.000

PITCHER		IP	WLS	BF	H	R	ER	SO	BB	IBB	HBP	BLK	WP	HR	S	P	ERA	WHIP
Kerry Wood, R ERA: 3.26	(9, 1)	1.0		3	0	0	0	1	0	0	0	0	0	0	9	12	0.00	0.000

Batter	1	2	3	4	5	6	7	8	9	AB	R	H	RBI	BB	SO	LOB
12 Alfonso Soriano, R (1, 7) OBP: 0.344, SLG: 0.532	C FF 93 S CH 85 B CH 86 F SL 80 X FF 94 1-2 P3		B CH 88 B SI 94 F CH 86 C SL 81 B SL 81 B CH 86 4-2 2 G4-3 BB			C CH 87 S SL 80 B FF 96 X FF 95 1-2 F9			C CH 85 B FF 94 B CH 85 B SI 95 X FF 94 3-1 F7	3	0	0	0	1	0	0
2 Ryan Theriot, R (1, 6) OBP: 0.387, SLG: 0.359	F SI 94 X SI 94 0-1 G4-3		C SI 93 B CH 86 B FF 94 F SI 93 F SI 95 X FF 94 2-2 G4-3 1-2f			X SI 93 0-0 1B			S CH 86 B CH 86 F FF 94 B SL 80 B FF 95 X FF 93 3-2 25 G4-6-3 1B	4	0	2	0	0	0	1
25 Derrek Lee, R (1, 3) OBP: 0.361, SLG: 0.462	X SI 94 0-0 L9			B CH 86 F SI 94 S SL 81 B FF 94 B SL 82 F CH 87 X CH 87 3-2 G6-3		C CH 85 B FF 94 B CH 85 1 SAFE S SI 93 B SI 95 X FF 95 3-2 P4			F FF 95 B SI 94 C CH 86 X FF 95 1-2 G4-6-3 1-2f	4	0	0	0	0	0	2
16 Aramis Ramirez, R (1, 5) OBP: 0.380, SLG: 0.518 45 Sean Marshall, L (7, 1) OBP: 0.333, SLG: 0.333 43 Michael Wuertz, R (7, 1) Bob Howry, L (8, 1)		B SI 93 S CH 86 B SI 94 F FF 93 F SL 80 F SI 95 X CH 86 2-2 6 E 6 FC3 FC6-4 1B		B FF 95 B FF 95 F SI 93 S FF 95 F FF 96 B FF 96 F FF 96 S SL 81 3-3 K			X SI 94 0-0 9 G5-4-3 1B			3 0 0 0	1 0 0 0	2 0 0 0	0 0 0 0	0 0 0 0	1 0 0 0	0 0 0 0
9 Reed Johnson, R (1, 8) OBP: 0.358, SLG: 0.420		S CH 86 X CH 86 0-1 P4		C SI 94 S CH 88 B CH 88 S SL 81 1-3 K			X CH 85 0-0 G5-4-3 1-2f			3	0	0	0	0	1	2
6 Micah Hoffpauir, L (1, 9) OBP: 0.400, SLG: 0.534		X SI 94 0-0 FC3 FC6-4 1-3			B SL 80 B SI 94 S SL 80 C SL 81 C SL 80 2-3 K		C SL 79 F SL 80 X SL 80 0-2 F8			3	0	0	0	0	1	1
Ronny Cedeno, R (1, 4) OBP: 0.328, SLG: 0.352		X CH 86 0-0 FC6-4 FC4 1-2f 3-H			C CH 86 F SI 94 X SL 80 0-2 P4			L CH 85 B SI 93 F CH 85 F SL 80 S SL 80 1-3 K		3	0	0	1	0	1	1
Henry Blanco, R (1, 2) OBP: 0.325, SLG: 0.392 22 Kevin Hart, R (5, 1) 27 Casey McGehee, R (7, 5) OBP: 0.160, SLG: 0.208		1 SAFE S CH 85 B SI 94 S CH 85 B SL 80 X CH 85 2-2 FC4 1-2f			B SI 93 B SI 94 B CH 86 C FF 94 X FF 94 3-1 G6-3			B CH 86 S CH 85 F SI 93 C SL 80 1-3 K		2 0 1	0 0 0	0 0 0	0 0 0	0 0 0	0 0 1	1 0 0
37 Angel Guzman, R (1, 1) 38 Carlos Zambrano, S (3, PH) OBP: 0.337, SLG: 0.554 57 Chad Gaudin, R (3, 1) 48 Neal Cotts, L (4, 1) 55 Kovie Hill, S (5, 2) OBP: 0.095, SLG: 0.143			C CH 86 S CH 87 B CH 87 S FF 95 1-3 K			B FF 93 S CH 85 B FF 93 S CH 86 B SL 79 C CH 86 3-3 K		C CH 86 B SI 95 F CH 86 X FF 96 1-2 G1-3		0 1 0 0 2	0 0 0 0 0	0 0 0 0 0	0 0 0 0 0	0 1 0 0 1	0 0 0 0 0	0 0 0 0 0
Inning Stats	R: 0 E: 0 K: 0 S: 7 H: 0 LOB: 0 BB: 0 P: 8	R: 1 E: 1 K: 0 S: 12 H: 1 LOB: 1 BB: 0 P: 16	R: 0 E: 0 K: 1 S: 9 H: 0 LOB: 0 BB: 1 P: 16	R: 0 E: 0 K: 2 S: 12 H: 0 LOB: 0 BB: 0 P: 19	R: 0 E: 0 K: 1 S: 8 H: 0 LOB: 0 BB: 0 P: 13	R: 0 E: 0 K: 1 S: 10 H: 1 LOB: 1 BB: 0 P: 17	R: 0 E: 0 K: 0 S: 5 H: 1 LOB: 0 BB: 0 P: 5	R: 0 E: 0 K: 2 S: 10 H: 0 LOB: 0 BB: 0 P: 13	R: 0 E: 0 K: 0 S: 8 H: 1 LOB: 0 BB: 0 P: 15	1B: 4 2B: 0 3B: 0 HR: 0		SF: 0 SAC: 0 DP: 3 HBP: 0				

PITCHER	IP	WLS	BF	H	R	ER	SO	BB	IBB	HBP	BLK	WP	HR	S	P	ERA	WHIP
CC Sabathia, L (1, 1) ERA: 2.7	9.0	W	30	4	1	0	7	1	0	0	0	0	0	81	122	0.00	0.556

PITCHER	IP	WLS	BF	H	R	ER	SO	BB	IBB	HBP	BLK	WP	HR	S	P	ERA	WHIP

TOP

Chicago Cubs @ Milwaukee Brewers

Miller Park, Milwaukee, WI

Sun Sep 28 2008, 1:05 PM CDT
Att. 45,299 - Roof Closed - 71 F

livebaseballscorecards.com

AB	29
R	1
H	4
RBI	1
BB	1
SO	7
LOB	8

WP: 0 PA: 30
PB: 0
SB: 0
CS: 0

Batter	1	2	3	4	5	6	7	8	9	AB	R	H	RBI	BB	SO	LOB
25 Mike Cameron, R (1, 8) OBP: 0.331, SLG: 0.477	X FF 92 0-0 28 WP 1B		C SL 84 X SL 81 0-1 ③ G6-3			B SL 92 B SL 90 C CU 82 X FF 92 2-1 ③ G5-3		B SI 92 X SI 92 1-0 8 HR 1B		4	1	2	0	0	0	0
Ray Durham, S (1, 4) OBP: 0.380, SLG: 0.432	1 SAFE C FF 93 B CU 78 B FF 94 1 SAFE F FF 95 F SI 94 F FF 94 S CU 78 2-3 ① K			B SI 89 B FF 90 F FF 90 C FF 90 S SL 86 2-3 ① K			C CH 84 B CH 83 B CU 73 F SI 89 F SL 87 X FF 89 2-2 8 G5-3 BB 2B	M SI 91 P PO 82 X SI 92 1-1 ② F9		4	1	1	0	0	2	2
8 Ryan Braun, R (1, 7) OBP: 0.335, SLG: 0.553	C FF 94 1 SAFE F FF 94 B FF 95 S SI 94 1-3 ② K			X FC 90 0-0 ② F7			C FF 88 F FF 91 D CU 74 B CU 73 X FF 91 2-2 ① G5-3 2-3	X SI 91 0-0 1-H HR		4	1	1	2	0	1	2
28 Prince Fielder, L (1, 3) OBP: 0.372, SLG: 0.507	S CU 77 C CU 80 B CU 80 B FF 94 F FF 95 S CU 82 2-3 ③ K 1-2			C FF 91 B FF 92 F FF 91 B SL 87 F FF 93 S FF 92 2-3 ③ K			D CU 74 B FF 89 I IN 78 I IN 77 4-0 BB 7 BB IBB	B CH 82 S SI 92 S SL 83 S CH 83 1-3 ③ K		3	0	0	0	1	3	1
7 J.J. Hardy, R (1, 6) OBP: 0.343, SLG: 0.478		C CU 76 C FF 94 F CU 79 B CU 79 B FF 96 B SI 94 F FF 96 S FF 95 3-3 ① K			B FF 94 C CU 80 B CU 80 F FF 90 X FF 91 2-2 ① G6-3		B SL 87 B SL 86 B SL 87 B FF 91 4-0 BB 1-2 BB			2	0	0	0	1	1	0
1 Corey Hart, R (1, 9) OBP: 0.300, SLG: 0.459		L CU 77 X CU 78 0-1 ② F8			C CU 82 S CU 82 B FF 96 B CU 79 S CU 81 2-3 ② K		S SL 87 S SL 88 S SL 87 0-3 ② K			3	0	0	0	0	2	3
Craig Counsell, L (1, 5) OBP: 0.355, SLG: 0.302		C FC 90 X FF 94 0-1 ③ P4			B FF 95 C SI 94 X SL 91 1-1 ③ P6		S SL 87 B FF 94 D SL 88 B SL 86 B FF 90 4-1 18 FC6-4 1-2 2-3 3-H BB			2	0	0	1	1	0	0
18 Jason Kendall, R (1, 2) OBP: 0.327, SLG: 0.324			C SI 89 S SL 82 X SL 82 0-2 ① G6-3			X FF 95 0-0 ① F9	C SL 85 D SL 80 X FF 89 1-1 ③ FC6-4 1-2f			3	0	0	0	0	0	3
CC Sabathia, L (1, 1) OBP: 0.235, SLG: 0.392			C FF 90 B CH 86 B CH 86 X FF 90 2-1 ② G4-3			F SL 90 B SI 95 S CU 81 F CU 79 X SI 96 1-2 ② G1-3		B SI 92 S SI 92 S SI 92 B FF 92 C SI 91 2-3 ① K		3	0	0	0	0	1	0
Inning Stats	R: 0 E: 0 K: 3 S: 13 H: 1 LOB: 1 BB: 0 P: 18	R: 0 E: 0 K: 1 S: 9 H: 0 LOB: 0 BB: 0 P: 12	R: 0 E: 0 K: 0 S: 7 H: 0 LOB: 0 BB: 0 P: 9	R: 0 E: 0 K: 2 S: 8 H: 0 LOB: 0 BB: 0 P: 12	R: 0 E: 0 K: 1 S: 8 H: 0 LOB: 0 BB: 0 P: 13	R: 0 E: 0 K: 0 S: 7 H: 0 LOB: 0 BB: 0 P: 10	R: 1 E: 0 K: 1 S: 13 H: 1 LOB: 3 BB: 3 P: 30	R: 2 E: 0 K: 2 S: 11 H: 2 LOB: 0 BB: 0 P: 15		1B: 2 2B: 1 3B: 0 HR: 1 SF: 0 SAC: 0 DP: 0 HBP: 0						

PITCHER		IP	WLS	BF	H	R	ER	SO	BB	IBB	HBP	BLK	WP	HR	S	P	ERA	WHIP
37 Angel Guzman, R ERA: 5.59	(1, 1)	2.0		7	1	0	0	4	0	0	0	0	1	0	22	30	0.00	0.500
57 Chad Gaudin, R ERA: 4.4	(3, 1)	1.0		3	0	0	0	0	0	0	0	0	0	0	7	9	0.00	0.000
48 Neal Cotts, L ERA: 4.29	(4, 1)	1.0		3	0	0	0	2	0	0	0	0	0	0	8	12	0.00	0.000
22 Kevin Hart, R ERA: 6.51	(5, 1)	2.0		6	0	0	0	1	0	0	0	0	0	0	15	23	0.00	0.000
45 Sean Marshall, L ERA: 3.86	(7, 1)	0.1	H	3	1	1	1	0	0	1	0	0	0	0	7	15	27.00	3.000
43 Michael Wuertz, R ERA: 3.63	(7, 1)	0.2	B	4	0	0	0	1	2	0	0	0	0	0	6	15	0.00	3.000
Bob Howry, R ERA: 5.35	(8, 1)	1.0	L	5	2	2	2	2	0	0	0	0	0	1	11	15	18.00	2.000

BOTTOM

Chicago Cubs @ Milwaukee Brewers

Miller Park, Milwaukee, WI

Sun Sep 28 2008, 1:05 PM CDT
Att. 45,299 - Roof Closed - 71 F

livebaseballscorecards.com

AB	28
R	3
H	4
RBI	3
BB	3
SO	10
LOB	11

WP: 1 PA: 31
PB: 0
SB: 0
CS: 0

Batter	1	2	3	4	5	6	7	8	9	AB R H RBI BB SO LOB
Inning Stats										1B: 0 SF: 0 2B: 0 SAC: 0 3B: 0 DP: 0 HR: 0 HBP: 0

Chicago Cubs @ Houston Astros

Minute Maid Park, Houston, TX

Mon Sep 29 2008, 1:05 PM CDT

TOP

livebaseballscorecards.com

AB	0
R	0
H	0
RBI	0
BB	0
SO	0
LOB	0

WP: 0 PA: 0
PB: 0
SB: 0
CS: 0

PITCHER	IP	WLS	BF	H	R	ER	SO	BB	IBB	HBP	BLK	WP	HR	S	P	ERA	WHIP

PITCHER	IP	WLS	BF	H	R	ER	SO	BB	IBB	HBP	BLK	WP	HR	S	P	ERA	WHIP

Batter	1	2	3	4	5	6	7	8	9	AB	R	H	RBI	BB	SO	LOB
Inning Stats										1B: 0 2B: 0 3B: 0 HR: 0		SF: 0 SAC: 0 DP: 0 HBP: 0					

PITCHER	IP	WLS	BF	H	R	ER	SO	BB	IBB	HBP	BLK	WP	HR	S	P	ERA	WHIP

PITCHER	IP	WLS	BF	H	R	ER	SO	BB	IBB	HBP	BLK	WP	HR	S	P	ERA	WHIP

BOTTOM

Chicago Cubs @ Houston Astros

Minute Maid Park, Houston, TX

Mon Sep 29 2008, 1:05 PM CDT

livebaseballscorecards.com

AB	**0**
R	**0**
H	**0**
RBI	**0**
BB	**0**
SO	**0**
LOB	**0**

WP: 0 PA: 0
PB: 0
SB: 0
CS: 0

Los Angeles Dodgers @ Chicago Cubs

Wrigley Field, Chicago, IL

Wed Oct 01 2008, 5:30 PM CDT

Att. 42,099 - Partly Cloudy - 56 F

livebaseballscorecards.com

Batter	1	2	3	4	5	6	7	8	9	AB	R	H	RBI	BB	SO	LOB
Rafael Furcal, S (1, 6)	K2-3		1B BB		16 BB BB 7 HR BB	K		F7		3	1	0	0	2	2	1
55 Russell Martin, R (1, 2) OBP: 0.400, SLG: 1.000	G6-4-3 BB		F7		F9	L7			HR	4	1	1	1	1	0	4
Manny Ramirez, R (1, 7) OBP: 0.600, SLG: 1.250	G6-4-3 1-2f		1B 1-2 2-3		16 BB 7 HR 1-2 BB		HR		K	4	2	2	1	1	1	1
16 Andre Ethier, L (1, 9)		BB	K		7 HR 1-2 2-3 BB		P4		F8	3	1	0	0	2	1	3
7 James Loney, L (1, 3) OBP: 0.200, SLG: 0.800		P4		F7	1-2 1-H 2-H 3-H HR		K		G4-3	5	1	1	4	0	1	1
27 Matt Kemp, R (1, 8) OBP: 0.250, SLG: 0.500		F9		G5-3	2B		K			4	0	1	0	0	1	1
33 Blake DeWitt, L (1, 4) OBP: 0.500, SLG: 0.750		F8		1B	K			E8 1B 2B		4	1	2	0	0	1	2
51 Jonathan Broxton, R (8, 1)										0	0	0	0	0	0	0
Greg Maddux, R (9, 1)										0	0	0	0	0	0	0
Casey Blake, R (1, 5) OBP: 0.250, SLG: 0.250			F9	L3		G3		G4-3-6 3-H 1B		4	0	1	1	0	0	1
Derek Lowe, R (1, 1)			BB		G6-3	BB		G4-3-6 1-2f		1	0	0	0	2	0	0
47 Cory Wade, R (7, 1)										0	0	0	0	0	0	0
Jeff Kent, R (8, PH)										1	0	0	0	0	0	1
Angel Berroa, R (8, 4)										0	0	0	0	0	0	0

TOP

AB	33
R	7
H	8
RBI	7
BB	8
SO	7
LOB	15

Inning Stats	1	2	3	4	5	6	7	8	9
	R: 0 E: 0 K: 1 S: 8	H: 0 LOB: 0 BB: 1 P: 14	R: 0 E: 0 K: 0 S: 9	H: 0 LOB: 1 BB: 1 P: 15	R: 0 E: 0 K: 1 S: 15	H: 1 LOB: 3 BB: 2 P: 32	R: 0 E: 0 K: 0 S: 9	H: 1 LOB: 1 BB: 0 P: 14	R: 4 E: 0 K: 1 S: 19	H: 2 LOB: 1 BB: 3 P: 39	R: 0 E: 0 K: 1 S: 7	H: 0 LOB: 1 BB: 1 P: 17	R: 1 E: 0 K: 2 S: 12	H: 1 LOB: 0 BB: 0 P: 16	R: 1 E: 1 K: 0 S: 11	H: 2 LOB: 0 BB: 0 P: 19	R: 1 E: 0 K: 1 S: 10	H: 1 LOB: 0 BB: 0 P: 18

1B:	3	SF: 0
2B:	2	SAC: 0
3B:	0	DP: 2
HR:	3	HBP: 0

WP:	0	PA: 41
PB:	0	
SB:	0	
CS:	0	

PITCHER		IP	WLS	BF	H	R	ER	SO	BB	IBB	HBP	BLK	WP	HR	S	P	ERA	WHIP
46 Ryan Dempster, R ERA: 7.71	(1, 1)	4.2	L	24	4	4	4	2	7	0	0	0	0	1	57	109	7.71	2.357
45 Sean Marshall, L ERA: 3.86	(5, 1)	2.1		9	1	1	1	4	1	0	0	0	0	1	22	38	3.86	0.857
29 Jeff Samardzija, R ERA: 9.0	(8, 1)	1.0		4	2	1	1	0	0	0	0	0	0	0	11	19	9.00	2.000
Jason Marquis, R ERA: 9.0	(9, 1)	1.0		4	1	1	1	1	0	0	0	0	0	1	10	18	9.00	1.000

PITCHER		IP	WLS	BF	H	R	ER	SO	BB	IBB	HBP	BLK	WP	HR	S	P	ERA	WHIP

Batter	1	2	3	4	5	6	7	8	9	AB	R	H	RBI	BB	SO	LOB
12 Alfonso Soriano, R (1, 7)	C SL 81 B SI 90 S SL 82 S SL 82 1-3 ① **K**	F SL 82 B SL 83 X SL 82 1-1 ③ **P6**			B SL 81 S SL 80 S SL 82 S SL 81 1-3 ① **K**		C CU 75 F CU 75 B SI 89 X FF 89 1-2 ② **P4**		C SI 86 X SI 86 0-1 ③ **P3**	5	0	0	0	0	2	3
1 Kosuke Fukudome, L (1, 9)	B SI 88 C SL 81 B SL 82 F SL 81 B CH 86 X SL 82 3-2 ② **G3**		B CH 84 B SI 88 C SI 88 L SL 82 X SL 83 2-2 ① **G4-3**		C SL 80 B SL 82 X SL 82 1-1 **E5** 25 G6-3		B FF 90 B FF 88 C FF 88 C FF 89 S CU 75 2-3 ③ **K**			4	0	0	0	0	1	1
25 Derrek Lee, R (1, 3) OBP: 0.500, SLG: 0.333	B SL 82 F SI 90 C SL 82 B SI 89 B SI 90 B SI 91 4-2 **16 FC5-4 BB**		B SL 82 C SI 90 B SI 89 B SL 83 F SI 90 X SL 83 3-2 **16 G6-4-3 1B**		1 SAFE 1 SAFE P PO 84 1 SAFE C SL 82 S SI 89 1 SAFE B SI 89 X SI 90 2-2 ② ③ **G6-3** 1-2f			C FF 98 B FF 96 B SL 88 S SI 97 X SI 97 2-2 ① **G4-3**		3	0	1	0	1	0	1
16 Aramis Ramirez, R (1, 5) OBP: 0.250, SLG: 0.500	1 SAFE B SI 90 B SI 90 C SI 90 X SI 90 2-1 ③ **FC5-4** 1-2f		F SI 89 1 SAFE X SI 89 0-1 ② ③ **G6-4-3** 1-2f			C SI 89 B SI 90 X SI 88 1-1 **G4-3 2B**		F SI 99 B SI 99 S FF 96 X SI 97 1-2 ② **F9**		4	0	1	0	0	0	2
18 Geovany Soto, R (1, 2)		B SI 88 C SL 81 X SI 90 1-1 ① **G5-3**		C SI 89 B SL 82 B SI 88 X SI 89 2-1 ① **L8**		B SL 82 B SL 82 C SL 82 C SI 89 S SL 82 2-3 ① **K**		F FF 95 B FF 98 B SL 88 B FF 95 B FF 97 4-1 **BB**		3	0	0	0	1	1	1
Jim Edmonds, L (1, 8) OBP: 0.250, SLG: 0.250		F SI 89 B CH 85 C SI 88 X SI 89 1-2 **HR 1B**		C SL 81 S SL 82 B SL 82 B CH 84 C SI 89 2-3 ② **K**		B SL 82 B SL 82 C SL 81 X SI 89 2-1 ② **G4-3** 2-3		F FF 96 F FF 99 X FF 98 0-2 ③ **F8**		4	1	1	0	0	1	2
Mark DeRosa, R (1, 4) OBP: 0.500, SLG: 1.250		B SI 89 X SI 89 1-0 **1-H HR**		C SI 89 B SL 82 B SL 82 X SI 89 2-1 **2 1B 1B**		B SL 82 X SI 89 1-0 ③ **F9**			C SI 86 F SI 86 B SI 87 B CH 79 F SI 86 B SI 86 X SI 86 3-2 ① **G6-3**	4	1	2	2	0	0	1
2 Ryan Theriot, R (1, 6) OBP: 0.500, SLG: 0.500		C SI 89 C SL 82 B SL 82 B SI 90 C SI 90 2-3 ② **K**		1 SAFE 1 SAFE X SI 88 0-0 **1-2 1B**			C FF 88 F CU 74 F CU 74 B FF 88 F CU 74 X FF 89 1-2 ① **G3**		C SI 86 X SI 86 0-1 **G3 DI 1B**	4	0	2	0	0	1	0
46 Ryan Dempster, R (1, 1) OBP: 0.500, SLG: 0.500 45 Sean Marshall, L (5, 1) 17 Mike Fontenot, L (7, PH) OBP: 1.000, SLG: 1.000 29 Jeff Samardzija, R (8, 1) Jason Marquis, L (9, 1) Daryle Ward, L (9, PH)		X SI 89 0-0 **1B**		L SL 83 S SL 82 S SL 82 0-3 ③ **K**			B FF 88 X CH 82 1-0 **1B**		C SI 85 X CH 79 0-1 ② **G3** 1-3	2 0 1 0 0 1	0 0 0 0 0 0	1 0 1 0 0 0	0 0 0 0 0 0	0 0 0 0 0 0	1 0 0 0 0 0	2 0 0 0 0 1
Inning Stats	R: 0 E: 0 K: 1 S: 10 H: 0 LOB: 1 BB: 1 P: 20	R: 2 E: 0 K: 1 S: 12 H: 3 LOB: 1 BB: 0 P: 18	R: 0 E: 0 K: 0 S: 8 H: 1 LOB: 0 BB: 0 P: 13	R: 0 E: 0 K: 2 S: 11 H: 2 LOB: 2 BB: 0 P: 17	R: 0 E: 1 K: 1 S: 9 H: 0 LOB: 0 BB: 0 P: 12	R: 0 E: 0 K: 1 S: 8 H: 1 LOB: 1 BB: 0 P: 14	R: 0 E: 0 K: 1 S: 12 H: 1 LOB: 1 BB: 0 P: 17	R: 0 E: 0 K: 0 S: 10 H: 0 LOB: 1 BB: 1 P: 17	R: 0 E: 0 K: 0 S: 10 H: 1 LOB: 1 BB: 0 P: 13	1B: 7 2B: 1 3B: 0 HR: 1 SF: 0 SAC: 0 DP: 2 HBP: 0						

PITCHER	IP	WLS	BF	H	R	ER	SO	BB	IBB	HBP	BLK	WP	HR	S	P	ERA	WHIP
Derek Lowe, R (1, 1) ERA: 3.0	6.0	W	25	7	2	2	6	1	0	0	0	0	1	58	94	3.00	1.333
47 Cory Wade, R (7, 1) ERA:	1.0	H	4	1	0	0	1	0	0	0	0	0	0	12	17	0.00	1.000
51 Jonathan Broxton, R (8, 1) ERA:	1.0		4	0	0	0	0	1	0	0	0	0	0	10	17	0.00	1.000
Greg Maddux, R (9, 1) ERA:	1.0		4	1	0	0	0	0	0	0	0	0	0	10	13	0.00	1.000

PITCHER	IP	WLS	BF	H	R	ER	SO	BB	IBB	HBP	BLK	WP	HR	S	P	ERA	WHIP

BOTTOM

Los Angeles Dodgers @ Chicago Cubs

Wrigley Field, Chicago, IL

Wed Oct 01 2008, 5:30 PM CDT

Att. 42,099 - Partly Cloudy - 56 F

livebaseballscorecards.com

AB	35
R	2
H	9
RBI	2
BB	2
SO	7
LOB	14

Los Angeles Dodgers @ Chicago Cubs

Wrigley Field, Chicago, IL

Thu Oct 02 2008, 8:30 PM CDT

Att. 42,136 - Partly Cloudy - 56 F

TOP

livebaseballscorecards.com

Batter	1	2	3	4	5	6	7	8	9	AB	R	H	RBI	BB	SO	LOB
Rafael Furcal, S (1, 6) OBP: 0.455, SLG: 0.333	G1-3	55 2B 1B 1-2 2-3 3-H		1B	F7		F9	1B 2-H		6	2	3	2	0	0	3
55 Russell Martin, R (1, 2) OBP: 0.300, SLG: 0.667	F9	2B 1-H 2-H 3-H		K	K		K	K		5	0	1	3	0	3	3
Manny Ramirez, R (1, 7) OBP: 0.600, SLG: 1.250 44 Takashi Saito, L (9, 1) 51 Jonathan Broxton, R (9, 1)	K	K			HR		7 FC6-4 27 2B 16 BB BB	2-H 1B		4 0 0	2 0 0	2 0 0	2 0 0	1 0 0	2 0 0	1 0 0
16 Andre Ethier, L (1, 9) OBP: 0.500, SLG: 0.167		7 1B 33 E 1B	P4		27 G4-6-3 BB		7 FC6-4 1-2 BB	K		3	1	1	0	2	1	1
7 James Loney, L (1, 3) OBP: 0.200, SLG: 0.500		E 33 E 1B 1-3 1B	F8		P5		FC6-4 27 2B 1-2f 2-3		F9	5	1	1	0	0	0	3
27 Matt Kemp, R (1, 8) OBP: 0.222, SLG: 0.444	K	K	K		G4-6-3 1-2f		1-3 3-H 2B		F8	5	0	1	1	0	2	3
33 Blake DeWitt, L (1, 4) OBP: 0.250, SLG: 0.375 47 Cory Wade, R (7, 1) 9 Juan Pierre, L (9, PH) (9, 7)	E4 1-2 3-H	F8		G4-3	P4 3-H		E6			4 0 1	1 0 1	0 0 0	1 0 0	0 0 0	0 0 0	3 0 0
Casey Blake, R (1, 5) OBP: 0.444, SLG: 0.375	E3 1-2 2-3	G5-3			58 FC1-6 HBP		SH3-4 1B	1B 2-H		4	2	2	1	0	0	2
58 Chad Billingsley, R (1, 1) Angel Berroa, R (7, 4) OBP: 1.000, SLG: 1.000	K	E5			FC1-6 1-2f		SH3-4 1-2		1B 1-2	3 1	0 0	0 1	0 0	0 0	1 0	4 0

	AB	41
	R	10
	H	12
	RBI	10
	BB	3
	SO	9
	LOB	23

Inning Stats	1	2	3	4	5	6	7	8	9
	R: 0 H: 0 E: 0 LOB: 0 K: 1 BB: 0 S: 8 P: 10	R: 5 H: 4 E: 2 LOB: 1 K: 3 BB: 0 S: 20 P: 31	R: 0 H: 0 E: 0 LOB: 0 K: 1 BB: 0 S: 7 P: 12	R: 0 H: 1 E: 1 LOB: 2 K: 1 BB: 0 S: 12 P: 18	R: 1 H: 1 E: 0 LOB: 0 K: 0 BB: 1 S: 6 P: 12	R: 0 H: 0 E: 0 LOB: 1 K: 0 BB: 0 S: 9 P: 15	R: 1 H: 1 E: 0 LOB: 2 K: 1 BB: 2 S: 13 P: 26	R: 2 H: 3 E: 0 LOB: 1 K: 2 BB: 0 S: 12 P: 17	R: 1 H: 2 E: 1 LOB: 2 K: 0 BB: 0 S: 14 P: 20

1B: 9	SF: 0	WP: 0	PA: 46
2B: 2	SAC: 1	PB: 0	
3B: 0	DP: 1	SB: 0	
HR: 1	HBP: 1	CS: 0	

PITCHER		IP	WLS	BF	H	R	ER	SO	BB	IBB	HBP	BLK	WP	HR	S	P	ERA	WHIP
38 Carlos Zambrano, R ERA: 4.26	(1, 1)	6.1	L	30	6	7	3	7	2	0	1	0	0	1	66	108	4.26	1.263
48 Neal Cotts, L ERA:	(7, 1)	0.2		4	1	0	0	0	1	0	0	0	0	0	9	16	0.00	3.000
49 Carlos Marmol, R ERA: 18.0	(8, 1)	1.0		6	3	2	2	2	0	0	0	0	0	0	12	17	18.00	3.000
Kerry Wood, R ERA:	(9, 1)	1.0		6	2	1	0	0	0	0	0	0	0	0	14	20	0.00	2.000

PITCHER	IP	WLS	BF	H	R	ER	SO	BB	IBB	HBP	BLK	WP	HR	S	P	ERA	WHIP

Batter	1	2	3	4	5	6	7	8	9	AB	R	H	RBI	BB	SO	LOB
12 Alfonso Soriano, R (1, 7) OBP: 0.111, SLG: 0.111	X FC 86 0-0 2 WP 1B		D SL 79 D FC 87 X SI 91 2-0 ② F9			F FF 90 S FC 88 B FC 88 S SL 79 1-3 ② K		B CU 75 C FF 88 S FF 88 F CU 74 B FF 89 X CU 76 2-2 ② G5-3		4	0	1	0	0	1	1
2 Ryan Theriot, R (1, 6) OBP: 0.250, SLG: 0.250	B FF 92 S FF 93 S FF 93 S SL 79 1-3 ① K 1-2		C FC 87 X FF 91 0-1 ③ FC6-4 1-2f			F FC 86 X SI 90 0-1 ③ G4-3		B SI 90 C SI 89 X CU 75 1-1 ③ G5-3		4	0	0	0	0	1	2
25 Derrek Lee, R (1, 3) OBP: 0.500, SLG: 0.571	C SL 79 S FC 90 B FC 90 B FF 92 S FC 90 2-3 ② K			C SI 91 C FF 93 F FF 87 B FC 89 X SL 79 1-2 16 FC6-4 1B			C SI 92 S FC 86 B FF 92 B SL 80 X FF 93 2-2 ① F9		C FF 92 B SL 83 B FF 91 X FF 90 2-1 16 1B 2B 2B	4	1	2	0	0	1	1
16 Aramis Ramirez, R (1, 5) OBP: 0.250, SLG: 0.375	S FF 90 D FC 86 B FF 94 F FF 90 B FF 94 X FC 90 3-2 ③ F8			X FC 88 0-0 ① FC6-4 G6-4-3 1-2f			F SI 94 B SI 91 F FC 88 S FC 88 1-3 ② K		B FF 90 C FF 92 X CU 78 1-1 DI 2B 2-3 1B	4	1	1	0	0	1	2
Mark DeRosa, R (1, 4) OBP: 0.500, SLG: 1.125		F FC 88 T SL 77 X FC 86 0-2 ① G5-3		F FC 89 D FF 90 S SI 90 B FF 94 X FC 84 2-2 ②③ G6-4-3 1-2f			B FF 93 C SI 90 S FC 88 X FF 94 1-2 2B 2B		C FF 92 B SL 83 F SL 83 F SL 81 B FF 91 X SL 82 2-2 1-H 3-H 2B	4	1	2	2	0	0	1
Jim Edmonds, L (1, 8) OBP: 0.286, SLG: 0.429 Felix Pie, L (9, PH)		B FF 94 C SI 92 F FC 88 B FC 88 B SL 79 X FC 88 3-2 ② G5-3			C FC 87 B SI 90 X FC 87 1-1 ① F7		S SL 76 B FC 88 X FC 88 1-1 18 1B 2-H 2B		B FF 95 B FF 95 B FF 96 C FF 95 B FF 96 4-1 BB	3 0	0 0	1 0	1 0	0 1	0 0	0 0
18 Geovany Soto, R (1, 2) OBP: 0.250, SLG: 0.143		B SI 92 C FF 92 B FC 89 S FC 87 B FF 94 T FC 88 3-2 ③ K			X FF 89 0-0 ② G5-3		X FF 91 0-0 1 FC6-4 2-3 1B		B FF 97 C FF 96 B FF 93 X FF 95 2-1 ① L4	4	0	1	0	0	1	2
1 Kosuke Fukudome, L (1, 9)			B SI 91 C FF 88 S SL 79 S SL 78 1-3 ① K		C SI 92 B FC 88 B FF 95 F FC 87 B FC 86 C FF 93 3-3 ③ K		S CU 70 C CU 72 X CU 72 0-2 ③ FC6-4 1-2f		F FF 96 D CH 87 C FF 95 B FF 98 C FF 96 2-3 ② K	4	0	0	0	0	3	4
38 Carlos Zambrano, S (1, 1) 48 Neal Cotts, L (7, 1) 49 Carlos Marmol, R (8, 1) 17 Mike Fontenot, L (8, PH) OBP: 0.500, SLG: 0.500 Kerry Wood, R (9, 1) Daryle Ward, L (9, PH)			C SL 78 B SL 79 F FC 86 B SL 78 F FC 87 B FC 86 B FC 86 4-2 2 FC6-4 BB			B FC 88 S FC 87 B FC 86 T FF 93 X FF 95 2-2 ① G5-3		C FF 87 C FF 88 X CU 76 0-2 ① G4-3	B FF 96 B FF 96 C FF 96 B FF 96 C FF 96 F FF 95 C FF 96 3-3 ③ K	1 0 0 0 1 0 0	0 0 0 0 0 0 0	0 0 0 0 0 0 0	0 0 0 0 0 0 0	1 0 0 1 0 0 1	0 0 0 0 0 0 0	0 0 0 0 0 0 2
Inning Stats	R: 0 E: 0 K: 2 S: 10 H: 1 LOB: 1 BB: 0 P: 16	R: 0 E: 0 K: 1 S: 9 H: 0 LOB: 0 BB: 0 P: 15	R: 0 E: 0 K: 1 S: 9 H: 0 LOB: 1 BB: 1 P: 16	R: 0 E: 0 K: 0 S: 8 H: 1 LOB: 0 BB: 0 P: 11	R: 0 E: 0 K: 1 S: 6 H: 0 LOB: 0 BB: 0 P: 10	R: 0 E: 0 K: 1 S: 8 H: 0 LOB: 0 BB: 0 P: 11	R: 1 E: 0 K: 1 S: 15 H: 3 LOB: 2 BB: 0 P: 20	R: 0 E: 0 K: 0 S: 9 H: 0 LOB: 0 BB: 0 P: 12	R: 2 E: 0 K: 2 S: 18 H: 3 LOB: 2 BB: 1 P: 34	1B: 4 2B: 4 3B: 0 HR: 0 SF: 0 SAC: 0 DP: 1 HBP: 0						

BOTTOM

Los Angeles Dodgers @ Chicago Cubs

Wrigley Field, Chicago, IL

Thu Oct 02 2008, 8:30 PM CDT

Att. 42,136 - Partly Cloudy - 56 F

livebaseballscorecards.com

AB	34
R	3
H	8
RBI	3
BB	2
SO	9
LOB	15

WP: 1 PA: 36
PB: 0
SB: 0
CS: 0

PITCHER		IP	WLS	BF	H	R	ER	SO	BB	IBB	HBP	BLK	WP	HR	S	P	ERA	WHIP
58 Chad Billingsley, R ERA: 1.35	(1, 1)	6.2	W	25	5	1	1	7	1	0	0	0	1	0	62	96	1.35	0.900
47 Cory Wade, R ERA:	(7, 1)	1.1		4	0	0	0	0	0	0	0	0	0	0	12	15	0.00	0.000
44 Takashi Saito, R ERA:	(9, 1)	0.0		3	3	2	2	0	0	0	0	0	0	0	8	13	∞	∞
51 Jonathan Broxton, R ERA:	(9, 1)	1.0		4	0	0	0	2	1	0	0	0	0	0	10	21	0.00	1.000

PITCHER	IP	WLS	BF	H	R	ER	SO	BB	IBB	HBP	BLK	WP	HR	S	P	ERA	WHIP

Chicago Cubs @ Los Angeles Dodgers

Dodger Stadium, Los Angeles, CA

Sat Oct 04 2008, 7:07 PM PDT

Att. 56,000 - Cloudy - 66 F

TOP

livebaseballscorecards.com

Batter	1	2	3	4	5	6	7	8	9	AB	R	H	RBI	BB	SO	LOB
12 Alfonso Soriano, R (1, 7) OBP: 0.071, SLG: 0.071	X SI 94 0-0 ① G5-3		C SL 85 F SI 93 B SL 86 B SL 85 F SL 86 X SL 86 2-2 ② G1-3		C SI 92 X FS 86 0-1 ① F8		X CU 74 0-0 ② F9		C FF 98 S SL 89 S SL 90 0-3 ③ K	5	0	0	0	0	1	2
17 Mike Fontenot, L (1, 4) OBP: 0.333, SLG: 0.333	C SL 83 C B F F X 1-2 ② G6-3		B SL 83 F SI 92 C SL 84 X SI 90 1-2 25 1B 1B		C SL 83 B SL 84 X SL 84 1-1 ② F9		C CU 74 B CU 74 B CU 75 B FF 90 F FF 89 X FF 91 3-2 ③ L8 2-3			4	0	1	0	0	0	2
25 Derrek Lee, R (1, 3) OBP: 0.583, SLG: 0.818	X FF 95 0-0 2B		D SL 87 B SI 94 S SI 94 X SL 86 2-1 16 FC5-4 1-2 1B		S SI 91 B FF 90 B SI 95 C SI 93 S SL 86 2-3 ③ K			B FF 89 B FF 89 C SI 88 X FF 90 2-1 1B 2B		4	1	3	0	0	1	0
16 Aramis Ramirez, R (1, 5) OBP: 0.250, SLG: 0.273	C SI 95 F SI 95 B FS 88 F SI 95 B FS 87 B SL 87 B SI 95 4-2 BB		C SI 94 B SI 94 F SI 94 X SI 95 1-2 ③ FC5-4 1-2f			C SI 92 X SI 89 0-1 ① G6-3		B CU 76 C FF 90 F FF 91 F CU 76 S FF 91 1-3 ① K		3	0	0	0	1	1	3
18 Geovany Soto, R (1, 2) OBP: 0.250, SLG: 0.273	C SI 95 X SI 94 0-1 ③ G5-3			S SI 92 F SI 91 B SL 85 F SL 85 B SI 93 X SI 94 2-2 G4-3 2B		B SI 90 S SL 84 B SI 94 C SL 84 B SI 89 F SI 93 F SI 94 S SL 86 3-3 ② K		C CU 75 B FF 90 X SI 90 1-1 ② P6		4	0	1	0	0	1	3
Jim Edmonds, L (1, 8) OBP: 0.200, SLG: 0.300 49 Carlos Marmol, R (6, 1) Daryle Ward, L (8, PH) OBP: 0.333, SLG: 0.333 Ronny Cedeno, R (8, PR) 48 Neal Cotts, L (8, 1)		C SL 83 B SL 82 B SL 84 X SI 93 2-1 ① G4-3		C SL 83 B SI 90 X SL 84 1-1 ① G4-3 2-3		C SL 84 B SL 84 F SI 90 S SL 84 1-3 ③ K		S CU 74 D CU 75 B CU 75 C FF 91 X CU 76 2-2 S 2-H 1B		3 0 1 0 0	0 0 0 0 0	0 0 1 0 0	0 0 1 0 0	0 0 0 0 0	1 0 0 0 0	1 0 0 0 0
Mark DeRosa, R (1, 9) OBP: 0.333, SLG: 0.750		B SI 94 B SL 86 C SI 92 S SI 93 X SL 86 2-2 ② G5-3		X SI 94 0-0 ② G5-3			C SL 84 X FF 89 0-1 ① G6-3	C SL 88 B FF 99 S SL 91 F FF 99 F SL 89 S SL 89 1-3 ③ K 1-2		4	0	0	0	0	1	2
2 Ryan Theriot, R (1, 6) OBP: 0.333, SLG: 0.273		X SI 92 0-0 ③ B1-3		I IN 56 I IN 59 I IN 60 I IN 60 4-0 IBB			B SI 93 X SI 91 1-0 17 WP 1 1B 1B		C FF 97 C FF 97 S SL 90 0-3 ① K	3	0	1	0	1	1	0
40 Rich Harden, L (1, 1) 45 Sean Marshall, L (5, 1) 1 Kosuke Fukudome, L (6, 8) OBP: 0.100, SLG: 0.100			S SI 89 B SL 83 X SI 91 1-1 ① G4-3	M SL 85 S SL 84 B SI 95 F SL 86 F SI 94 S SI 90 1-3 ③ K			B SL 83 B SI 90 F SI 93 C SI 92 X SL 84 2-2 1-2 1B		S FF 97 C FF 100 F FF 99 B FF 99 B FF 98 X SL 90 2-2 ② G6-3	2 0 2	0 0 0	0 0 1	0 0 0	0 0 0	1 0 0	2 0 0

Inning Stats	1	2	3	4	5	6	7	8	9
	R: 0 E: 0 K: 0 S: 12 H: 1 LOB: 2 BB: 1 P: 17	R: 0 E: 0 K: 0 S: 6 H: 0 LOB: 0 BB: 0 P: 10	R: 0 E: 0 K: 0 S: 14 H: 2 LOB: 2 BB: 0 P: 21	R: 0 E: 0 K: 1 S: 12 H: 1 LOB: 2 BB: 1 P: 20	R: 0 E: 0 K: 1 S: 7 H: 0 LOB: 0 BB: 0 P: 10	R: 0 E: 0 K: 2 S: 10 H: 0 LOB: 0 BB: 0 P: 14	R: 0 E: 0 K: 0 S: 10 H: 2 LOB: 2 BB: 0 P: 16	R: 1 E: 0 K: 2 S: 16 H: 2 LOB: 2 BB: 0 P: 23	R: 0 E: 0 K: 2 S: 10 H: 0 LOB: 0 BB: 0 P: 12

1B: 5	SF: 0	WP: 1	PA: 37
2B: 3	SAC: 0	PB: 0	
3B: 0	DP: 0	SB: 1	
HR: 0	HBP: 0	CS: 0	

	AB	35
	R	1
	H	8
	RBI	1
	BB	2
	SO	8
	LOB	15

PITCHER		IP	WLS	BF	H	R	ER	SO	BB	IBB	HBP	BLK	WP	HR	S	P	ERA	WHIP
18 Hiroki Kuroda, R ERA:	(1, 1)	6.1	W	27	6	0	0	4	1	1	0	0	0	0	67	101	0.00	1.105
47 Cory Wade, R ERA: 2.45	(7, 1)	1.1	H	6	2	1	1	1	0	0	0	0	1	0	15	24	6.75	1.500
51 Jonathan Broxton, R ERA:	(8, 1)	1.1	S	4	0	0	0	3	0	0	0	0	0	0	15	18	0.00	0.000

PITCHER		IP	WLS	BF	H	R	ER	SO	BB	IBB	HBP	BLK	WP	HR	S	P	ERA	WHIP

Chicago Cubs @ Los Angeles Dodgers

Dodger Stadium, Los Angeles, CA

Sat Oct 04 2008, 7:07 PM PDT

Att. 56,000 - Cloudy - 66 F

livebaseballscorecards.com

BOTTOM

Batter	1	2	3	4	5	6	7	8	9	AB	R	H	RBI	BB	SO	LOB
Rafael Furcal, S (1, 6) OBP: 0.467, SLG: 0.333	P5		16 F8 55 E 1B		55 2B BB		G6-3			3	1	1	0	1	0	0
55 Russell Martin, R (1, 2) OBP: 0.357, SLG: 0.769	1B 7 2B 2B		P2 1-2		16 FC4-6 1-H 2B		F8			4	1	2	1	0	0	1
Manny Ramirez, R (1, 7) OBP: 0.643, SLG: 1.100	7 2B 2-3 1B		16 F8 IBB		16 FC4-6 IBB		F9			2	1	1	0	2	0	0
16 Andre Ethier, L (1, 9) OBP: 0.357, SLG: 0.100	K		F8 1-2 2-3		FC4-6 1-2f 2-3			K		4	0	0	0	0	2	6
7 James Loney, L (1, 3) OBP: 0.214, SLG: 0.500	1-H 3-H 2B		F9		G4-3			K		4	0	1	2	0	1	4
27 Matt Kemp, R (1, 8) OBP: 0.154, SLG: 0.308	F8			G1-3		K		K		4	0	0	0	0	2	1
33 Blake DeWitt, L (1, 4) OBP: 0.273, SLG: 0.455		F7		K		G6-3 2B				3	0	1	0	0	1	0
Angel Berroa, R (8, 4) OBP: 1.000, SLG: 1.000										0	0	0	0	0	0	0
Casey Blake, R (1, 5) OBP: 0.333, SLG: 0.273		P4		K		G6-3 2-3				3	0	0	0	0	1	1
18 Hiroki Kuroda, R (1, 1)		K			G4-3	K				3	0	0	0	0	2	1
47 Cory Wade, R (7, 1)										0	0	0	0	0	0	0
51 Jonathan Broxton, R (8, 1)										0	0	0	0	0	0	0
Inning Stats	R: 2 E: 0 K: 1 S: 14 H: 3 LOB: 1 BB: 0 P: 18	R: 0 E: 0 K: 1 S: 11 H: 0 LOB: 0 BB: 0 P: 17	R: 0 E: 1 K: 0 S: 9 H: 1 LOB: 2 BB: 1 P: 19	R: 0 E: 0 K: 2 S: 8 H: 0 LOB: 0 BB: 0 P: 16	R: 1 E: 0 K: 0 S: 8 H: 1 LOB: 2 BB: 2 P: 19	R: 0 E: 0 K: 2 S: 13 H: 1 LOB: 1 BB: 0 P: 16	R: 0 E: 0 K: 0 S: 7 H: 0 LOB: 0 BB: 0 P: 11	R: 0 E: 0 K: 3 S: 14 H: 0 LOB: 0 BB: 0 P: 16		1B: 2 2B: 4 3B: 0 HR: 0 SF: 0 SAC: 0 DP: 0 HBP: 0						

	AB	30
	R	3
	H	6
	RBI	3
	BB	3
	SO	9
	LOB	14

WP: 0 PB: 0 SB: 0 CS: 0 PA: 33

PITCHER		IP	WLS	BF	H	R	ER	SO	BB	IBB	HBP	BLK	WP	HR	S	P	ERA	WHIP
40 Rich Harden, R ERA: 6.23	(1, 1)	4.1	L	21	5	3	3	4	1	2	0	0	0	0	46	84	6.23	1.385
45 Sean Marshall, L ERA: 2.7	(5, 1)	1.0		4	1	0	0	1	0	0	0	0	0	0	10	13	0.00	1.000
49 Carlos Marmol, R ERA: 6.75	(6, 1)	1.2		5	0	0	0	1	0	0	0	0	0	0	14	19	0.00	0.000
48 Neal Cotts, L ERA:	(8, 1)	1.0		3	0	0	0	3	0	0	0	0	0	0	14	16	0.00	0.000

PITCHER		IP	WLS	BF	H	R	ER	SO	BB	IBB	HBP	BLK	WP	HR	S	P	ERA	WHIP