

# Chicago Cubs - 2009

Batter	1	2	3	4	5	6	7	8	9	AB	R	H	RBI	BB	SO	LOB	TOP				
9 Juan Pierre, L (1,7) 77 Jamie Hoffmann, R (5,7)	0-0 F7 0-0 G3	0-0 G3			0-0 B6-3		0-0 G3		4-0 BB 1-2 BB	3	0	0	0	0	0	2	<b>Los Angeles Dodgers @ Chicago Cubs</b> Hohokam Park, Mesa, AZ Wed Feb 25 2009, 3:05 PM EST Att: 7,916 - Sunny - 80 F				
12 Brad Ausmus, R (1,2) 28 Danny Ardoin, R (5,2) 67 Luis Maza, R (9,PH)	0-0 L8		0-0 7 F9 16 S 1B		0-3 K		0-0 G1-3		0-0 F9	3	0	1	0	0	1	0					
16 Andre Ethier, L (1,9) 75 Xavier Paul, L (5,PR) (5,9)	0-3 K		0-3 K		0-0 7 CS 1B				0-3 K	3	0	1	0	0	2	1					
7 James Loney, L (1,3) 71 Valentino Pascucci, R (6,PR) (6,3)		0-0 23 1B 33 G1-2-3 1B		0-0 F9		0-0 CS			0-0 G5-3	3	0	2	0	0	0	1					
23 Casey Blake, R (1,5) 72 Hector Luna, R (3,5)		0-0 33 G1-2-3 27 BB 13 1B 1B		0-0 G6-3		0-0 72 FC4-6 1B			4-0 BB	2	1	1	0	0	0	1					
27 Matt Kemp, R (1,8) 17 Jason Repko, R (4,8)		4-0 33 G1-2-3 13 1B 1B		0-0 33 S 1B		0-0 17 1B 1B			0-3 BB	1	2	1	0	1	0	0					
33 Blake DeWitt, L (1,4) 14 Juan Castro, R (6,4)		0-0 G1-2-3		0-1 13 G4-6-3 1B		0-3 K			0-0 87 FC5-4 1B	3	0	1	1	0	1	5					
3 Delwyn Young, S (1,10) 83 Mitch Jones, R (9,PH)		4-0 13 1B BB		0-0 L7		0-0 F9			0-3 K	2	0	0	0	1	0	3					
13 Tony Abreu, S (1,6) 87 Ivan De Jesus Jr., R (6,6)		0-0 1-3 2-H 3-H 1B		0-0 G4-6-3		0-0 G4-3			0-0 FC5-4 77 DI 1-2	2	0	1	2	0	0	1					
<b>Inning Stats</b>	R: 0 E: 0 K: 1 S: 5	H: 0 LOB: 0 BB: 0 P: 5	R: 2 E: 0 K: 0 S: 5	H: 3 LOB: 2 BB: 2 P: 13	R: 0 E: 0 K: 1 S: 6	H: 1 LOB: 1 BB: 0 P: 6	R: 1 E: 0 K: 0 S: 5	H: 2 LOB: 0 BB: 0 P: 5	R: 0 E: 0 K: 1 S: 7	H: 2 LOB: 2 BB: 0 P: 7	R: 0 E: 0 K: 0 S: 3	H: 0 LOB: 0 BB: 0 P: 3	R: 0 E: 0 K: 2 S: 7	H: 0 LOB: 1 BB: 1 P: 11	R: 0 E: 0 K: 1 S: 6	H: 1 LOB: 2 BB: 1 P: 10		1B: 10 2B: 0 3B: 0 HR: 0	SF: 0 SAC: 0 DP: 2 HBP: 0	WP: 0 PB: 0 SB: 2 CS: 1	PA: 39
<b>PITCHER</b>	IP WLS BF H R ER SO BB IBB HBP BLK WP HR S P ERA WHIP	2.0 2.0 8 3 1 1 1 2 0 0 0 0 0 0 10 18 9.00 2.500	2.0 2.0 8 3 1 1 1 1 0 0 0 0 0 0 11 11 4.50 1.500	1.0 1.0 W 3 1 0 0 1 0 0 0 0 0 0 6 6 0.00 1.000	1.0 1.0 H 5 2 0 0 1 0 0 0 0 0 0 7 7 0.00 2.000	1.0 1.0 H 3 0 0 0 0 0 0 0 0 0 0 3 3 0.00 0.000	1.0 1.0 H 4 0 0 0 2 1 0 0 0 0 0 0 7 11 0.00 1.000	1.0 1.0 S 5 1 0 0 1 1 0 0 0 0 0 0 6 10 0.00 2.000	<b>PITCHER</b>	IP WLS BF H R ER SO BB IBB HBP BLK WP HR S P ERA WHIP	1.0 1.0 H 4 0 0 0 2 1 0 0 0 0 0 0 7 11 0.00 1.000	1.0 1.0 S 5 1 0 0 1 1 0 0 0 0 0 0 6 10 0.00 2.000									

Batter	1	2	3	4	5	6	7	8	9	AB	R	H	RBI	BB	SO	LOB	BOTTOM			
12 Alfonso Soriano, R (1,7) 56 Brad Snyder, L (4,7)	0-0 25 BB 6 G4-6-3 2 1B 1B		4-0 BB 1-2 BB		4-0 13 E 6 HR 2 1B BB		0-3 K			1	1	1	0	1	0	0	<b>Los Angeles Dodgers @ Chicago Cubs</b> Hohokam Park, Mesa, AZ Wed Feb 25 2009, 3:05 PM EST Att: 7,916 - Sunny - 80 F			
2 Ryan Theriot, R (1,6) 65 Darwin Barney, R (5,PR) (6,6)	0-0 6 G4-6-3 25 BB 1B		0-0 L7		0-0 13 E 6 HR 1B		0-0 FC6-4			3	0	2	0	0	0	2				
25 Derrek Lee, R (1,3) 13 Jake Fox, R (4,3)	4-0 6 G4-6-3 1-2 2-3 BB		0-3 K		0-0 FC5 6 HR		0-0 F7			1	0	0	0	1	1	2				
6 Micah Hoffpauir, L (1,10)	0-0 G4-6-3		0-3 K		0-0 HR		0-0 F7			4	1	1	4	0	1	4				
18 Geovany Soto, R (1,2) 27 Sam Fuld, L (4,PR) (5,8)	0-3 K		0-0 9 1B 1B		0-0 L8		0-0 G4-3			2	0	1	0	0	1	1				
17 Mike Fontenot, L (1,4) 59 Andrés Blanco, S (6,4)		0-0 F8		0-0 P5		0-0 G6-3			0-0 G5-3	3	0	0	0	0	0	2				
9 Reed Johnson, R (1,8) 66 Doug Deeds, L (5,9) 33 Jason Dubois, R (8,PH) 99 So Taguchi, R (8,PR) (9,9)		0-3 K		0-0 1-2 1B		0-0 G1-3			4-0 BB	2	0	1	0	0	1	0				
19 Richie Robnett, L (1,9) 55 Koyie Hill, S (5,2)		0-0 P4		0-0 F4		0-0 G5-3			0-3 K	2	0	0	0	0	2	1				
73 Bobby Scales, S (1,5) 20 Luis Rivas, R (6,5)		0-0 12 BB 1B		0-0 F7		0-0 65 FC6-4 1B			0-0 F9	2	0	1	0	0	0	1				
<b>Inning Stats</b>	R: 1 E: 0 K: 1 S: 6	H: 2 LOB: 1 BB: 1 P: 10	R: 0 E: 0 K: 1 S: 5	H: 0 LOB: 0 BB: 0 P: 5	R: 0 E: 0 K: 2 S: 8	H: 1 LOB: 2 BB: 1 P: 12	R: 0 E: 0 K: 0 S: 5	H: 2 LOB: 2 BB: 0 P: 5	R: 4 E: 1 K: 0 S: 6	H: 2 LOB: 1 BB: 1 P: 10	R: 0 E: 0 K: 1 S: 6	H: 1 LOB: 0 BB: 0 P: 6	R: 0 E: 0 K: 0 S: 3	H: 0 LOB: 0 BB: 0 P: 3	R: 0 E: 0 K: 1 S: 5	H: 0 LOB: 1 BB: 1 P: 9		1B: 7 2B: 0 3B: 0 HR: 1	SF: 0 SAC: 0 DP: 1 HBP: 0	WP: 0 PB: 0 SB: 0 CS: 0
<b>PITCHER</b>	IP WLS BF H R ER SO BB IBB HBP BLK WP HR S P ERA WHIP	2.0 2.0 8 3 0 0 2 1 0 0 0 0 0 0 12 16 0.00 2.400	1.1 1.1 L 8 2 4 3 0 1 0 0 0 0 1 7 11 20.25 2.250	1.0 1.0 4 1 0 0 1 0 0 0 0 0 0 6 6 0.00 1.000	1.0 1.0 3 0 0 0 0 0 0 0 0 0 0 3 3 0.00 0.000	1.0 1.0 H 4 0 0 1 1 0 0 0 0 0 0 5 9 0.00 1.000	1.0 1.0 L 8 2 4 3 0 1 0 0 0 0 1 7 11 20.25 2.250	1.0 1.0 S 5 1 0 0 1 1 0 0 0 0 0 0 6 10 0.00 1.000	<b>PITCHER</b>	IP WLS BF H R ER SO BB IBB HBP BLK WP HR S P ERA WHIP	1.0 1.0 H 4 0 0 0 2 1 0 0 0 0 0 0 5 9 0.00 1.000	1.0 1.0 L 8 2 4 3 0 1 0 0 0 0 1 7 11 20.25 2.250	1.0 1.0 S 5 1 0 0 1 1 0 0 0 0 0 0 6 10 0.00 1.000							

AB 34  
R 3  
H 10  
RBI 3  
BB 4  
SO 7  
LOB 20



AB 32  
R 5  
H 8  
RBI 4  
BB 4  
SO 6  
LOB 23









Batter	1	2	3	4	5	6	7	8	9	AB	R	H	RBI	BB	SO	LOB	TOP			
2 Ryan Theriot, R OBP: 0.571, SLG: 0.571 59 Andrés Blanco, S	0-0 CS 1B	0-0 9 G4-3 1B	0-0 E6 6 BB		0-0 F9		0-0 G3-1		0-0 L4	4	1	2	0	0	0	0				
9 Reed Johnson, R OBP: 0.333, SLG: 0.200 27 Sam Fuld, L OBP: 0.250, SLG: 1.000	P3	G4-3	F9			1-0 6 G6-3 HBP		HR		3	0	0	1	0	0	4				
6 Micah Hoffpauir, L OBP: 0.462, SLG: 0.909 13 Jake Fox, R OBP: 0.571, SLG: 1.167	0-1 18 BB 33 1B	2-2 2-3 3-H HR	4-0 FC6-4 BB			0-0 G6-3		15 G6-3 2B		3	1	2	3	1	0	1				
33 Jason Dubois, R OBP: 0.333, SLG: 0.200	0-0 18 BB 1B	0-0 P4	0-0 FC6-4			0-0 P2		K		5	0	1	0	0	1	5				
18 Geovany Soto, R OBP: 0.600, SLG: 0.500 15 Mark Johnson, L	4-0 BB 1B	0-0 17 HR 1B		0-0 F8		4-0 17 3B BB		G6-3		2	1	1	0	1	0	0				
17 Mike Fontenot, L OBP: 0.286, SLG: 1.000 73 Bobby Scates, S OBP: 0.333, SLG: 0.200	0-2 K	1-0 HR		0-0 G1-3		0-0 1-H 2-H 3B		K		4	1	2	4	0	1	3				
66 Doug Deeds, L OBP: 0.333, SLG: 0.667		0-0 3B		0-0 G4-3		0-0 G3-1				5	1	2	0	0	0	2				
20 Luis Rivas, R OBP: 0.429, SLG: 0.429		0-0 1B				0-3 K		G6-3		5	1	2	1	0	1	1				
99 So Taguchi, R		0-0 E4 9 G4-3 2 1B 6 HR		0-0 F9		0-0 G4-3		K		3	1	0	0	0	0	1				
19 Richie Robnett, L OBP: 0.250, SLG: 0.333								L6		2	0	0	0	0	1	1				
<b>Inning Stats</b>	R: 0 E: 0 K: 1 S: 8	H: 3 LOB: 3 BB: 1 P: 12	R: 7 E: 1 K: 0 S: 13	H: 7 LOB: 1 BB: 0 P: 16	R: 0 E: 1 K: 0 S: 4	H: 0 LOB: 2 BB: 1 P: 8	R: 0 E: 0 K: 0 S: 3	H: 0 LOB: 0 BB: 0 P: 3	R: 0 E: 0 K: 1 S: 5	H: 0 LOB: 0 BB: 1 P: 9	R: 0 E: 0 K: 1 S: 4	H: 0 LOB: 0 BB: 0 P: 5	R: 1 E: 0 K: 2 S: 10	H: 2 LOB: 1 BB: 0 P: 10	R: 0 E: 0 K: 0 S: 4	H: 1 LOB: 1 BB: 0 P: 4	1B: 8 2B: 1 3B: 2 HR: 3	SF: 0 SAC: 0 DP: 0 HBP: 1	WP: 0 PB: 0 SB: 0 CS: 1	PA: 46
<b>PITCHER</b>	IP WLS BF H R ER SO BB IBB HBP BLK WP HR S P ERA WHIP	39 Scott Feldman, R ERA: 21.8	46 Luis Mendoza, R ERA: 9.0	68 Omar Poveda, R ERA: 9.0	47 Elizardo Ramirez, R ERA: 9.0	60 Warner Madrigal, R ERA: 9.0	<b>PITCHER</b>	IP WLS BF H R ER SO BB IBB HBP BLK WP HR S P ERA WHIP	50 Frank Francisco, R ERA: 9.1											

Chicago Cubs @ Texas Rangers  
Surprise Stadium, Surprise, AZ  
Fri Feb 27 2009, 3:05 PM EST  
Att: 5,413 - Sunny - 75 F

AB	42
R	10
H	14
RBI	10
BB	3
SO	5
LOB	21



Batter	1	2	3	4	5	6	7	8	9	AB	R	H	RBI	BB	SO	LOB	BOTTOM					
6 German Duran, R OBP: 0.250, SLG: 0.250 65 Jose Vallejo, S	0-3 K		0-0 32 1B	0-0 F7		4-0 15 BB		0-0 G6-3		3	0	1	0	0	1	1						
10 Michael Young, R OBP: 0.375, SLG: 0.286 15 Travis Metcalf, R	0-0 32 G3 1B		0-3 K	0-3 K		4-0 41 FC5-4 BB		K		2	0	1	0	0	1	2						
32 Josh Hamilton, L OBP: 0.500, SLG: 1.250 41 Brandon Boggs, S	0-0 G3		0-0 9 BB 1B		4-0 9 BB		FC5-4	0-0 G6-3		2	0	1	1	0	0	1						
25 Andrew Jones, R OBP: 0.143, SLG: 0.143 29 Julio Borbon, L	0-3 K		0-3 K		0-3 K		0-0 95 BB 43 1B 14 2B	0-0 G4-3		4	0	1	0	0	3	4						
9 Hank Bialock, L OBP: 0.444, SLG: 1.000 12 Justin Smoak, S OBP: 0.400, SLG: 0.600		0-0 G4-3	4-0 BB		4-0 BB		0-3 K	0-3 K		1	0	0	0	2	0	0						
17 Nelson Cruz, R OBP: 0.375, SLG: 0.714 43 Greg Golson, R OBP: 0.500, SLG: 0.667		0-0 F9	0-0 P4		0-3 K		0-0 95 BB 14 2B	0-3 K		2	0	0	0	0	0	3						
Frank Catalanotto, L OBP: 0.333, SLG: 0.200 95 Craig Gentry, R		1-0 21 2B HBP		0-0 21 2B 3 G6-3 1B		0-0 F8		4-0 14 2B BB		2	1	1	0	0	0	2						
21 Jarrod Saltalamacchia, R OBP: 0.400, SLG: 0.800 14 Adam Melhuse, S OBP: 0.667, SLG: 1.000 64 Manny Pina, R		0-0 1-H 2B		0-0 2B		0-0 G5-3		1-H 2-H 3-H 2B		2	0	2	0	0	0	0						
1 Elvis Andrus, R OBP: 0.286, SLG: 0.167 3 Joaquin Arias, R OBP: 0.286, SLG: 0.286			0-0 E6 32 1B		0-0 G6-3		0-0 F8		0-3 K		1	1	0	0	0	0						
<b>Inning Stats</b>	R: 0 E: 0 K: 2 S: 8	H: 1 LOB: 1 BB: 0 P: 8	R: 0 E: 0 K: 0 S: 3	H: 1 LOB: 2 BB: 0 P: 4	R: 1 E: 1 K: 2 S: 10	H: 2 LOB: 3 BB: 1 P: 14	R: 1 E: 0 K: 1 S: 7	H: 2 LOB: 1 BB: 0 P: 7	R: 0 E: 0 K: 2 S: 7	H: 0 LOB: 2 BB: 2 P: 15	R: 0 E: 0 K: 0 S: 3	H: 0 LOB: 2 BB: 1 P: 11	R: 2 E: 0 K: 2 S: 9	H: 3 LOB: 2 BB: 1 P: 13	R: 0 E: 0 K: 1 S: 5	H: 0 LOB: 0 BB: 0 P: 5	R: 0 E: 0 K: 2 S: 7	H: 0 LOB: 0 BB: 0 P: 7	1B: 6 2B: 3 3B: 0 HR: 0	SF: 0 SAC: 0 DP: 0 HBP: 1	WP: 0 PB: 0 SB: 0 CS: 0	PA: 42
<b>PITCHER</b>	IP WLS BF H R ER SO BB IBB HBP BLK WP HR S P ERA WHIP	30 Ted Lilly, L ERA: 4.5	68 J.R. Mathes, L ERA: 4.5	64 Justin Berg, R ERA: 4.5	78 Edward Campuzano, L ERA: 18.0	67 Rocky Roquet, R ERA: 18.0	<b>PITCHER</b>	IP WLS BF H R ER SO BB IBB HBP BLK WP HR S P ERA WHIP	62 Marcos Mateo, R ERA: 9.1	52 Jeff Stevens, R ERA: 9.1												

Chicago Cubs @ Texas Rangers  
Surprise Stadium, Surprise, AZ  
Fri Feb 27 2009, 3:05 PM EST  
Att: 5,413 - Sunny - 75 F

AB	35
R	4
H	9
RBI	4
BB	6
SO	12
LOB	22









Batter	1	2	3	4	5	6	7	8	9	AB	R	H	RBI	BB	SO	LOB	TOP				
2 Ryan Theriot, R OBP: 0.600, SLG: 0.600 65 Darwin Barney, R OBP: 0.143, SLG: 0.143										3	0	2	0	0	0	0	1				
7 Aaron Miles, S OBP: 0.300, SLG: 0.222 73 Bobby Scales, S OBP: 0.444, SLG: 0.375										3	0	0	0	0	0	0	2				
9 Reed Johnson, R OBP: 0.333, SLG: 0.250 27 Sam Fuld, L OBP: 0.429, SLG: 0.857										3	0	1	0	0	0	0	0				
13 Jake Fox, R OBP: 0.462, SLG: 0.727										3	1	1	0	0	0	1					
17 Mike Fontenot, L OBP: 0.462, SLG: 1.000 20 Luis Rivas, R OBP: 0.444, SLG: 0.375										3	1	2	0	0	0	0	0				
66 Doug Deeds, L OBP: 0.333, SLG: 0.455										3	0	0	1	0	0	3					
19 Richie Robnett, L OBP: 0.182, SLG: 0.250										2	0	0	1	0	0	0					
Paul Bako, L 15 Mark Johnson, L										2	0	0	0	0	1	0					
46 Ryan Dempster, R 74 Steve Clevenger, L 44 Chad Fox, R 32 Mike Stanton, L 64 Justin Berg, R 67 Rocky Roquet, R 22 Kevin Hart, R 60 Sean Kazmar, Jr., R 62 Marcos Mateo, R										1	0	0	0	0	0	0					
<b>Inning Stats</b>	R: 0 E: 0 K: 0 S: 3	H: 1 LOB: 0 BB: 0 P: 3	R: 0 E: 0 K: 0 S: 3	H: 0 LOB: 0 BB: 0 P: 3	R: 0 E: 0 K: 0 S: 3	H: 0 LOB: 0 BB: 0 P: 3	R: 2 E: 0 K: 1 S: 7	H: 2 LOB: 0 BB: 0 P: 7	R: 0 E: 0 K: 2 S: 5	H: 1 LOB: 0 BB: 0 P: 5	R: 0 E: 0 K: 0 S: 4	H: 2 LOB: 2 BB: 0 P: 4	R: 0 E: 0 K: 1 S: 7	H: 0 LOB: 0 BB: 0 P: 7	R: 0 E: 0 K: 1 S: 5	H: 0 LOB: 0 BB: 0 P: 5	1B: 4 2B: 2 3B: 0 HR: 0	SF: 1 SAC: 0 DP: 3 HBP: 0	WP: 0 PB: 0 SB: 0 CS: 0	PA: 30	
<b>PITCHER</b>	IP	WLS	BF	H	R	ER	SO	BB	IBB	HBP	BLK	WP	HR	S	P	ERA	WHIP				
44 Jake Peavy, R ERA: 9.0	3.0	W	9	1	0	0	1	0	0	0	0	0	0	9	10	0.00	0.333				
58 Wade LeBlanc, L ERA: 9.0	2.0	H	8	2	2	2	1	0	0	0	0	0	0	10	10	9.00	1.000				
Justin Hampson, L ERA: 10.8	1.0	H	3	1	0	0	1	0	0	0	0	0	0	5	5	0.00	1.000				
65 Arturo Lopez, L ERA: 9.0	1.0	H	4	2	0	0	0	0	0	0	0	0	0	4	4	0.00	2.000				
68 Greg Burke, R ERA: 9.0	1.0	H	3	0	0	0	2	0	0	0	0	0	0	7	7	0.00	0.000				

Chicago Cubs @ San Diego Padres  
Peoria Stadium, Peoria, AZ  
Sun Mar 01 2009, 3:05 PM EST  
Att: 7,072 - Sunny - 81 F

AB	29
R	2
H	6
RBI	2
BB	0
SO	5
LOB	6



Batter	1	2	3	4	5	6	7	8	9	AB	R	H	RBI	BB	SO	LOB	BOTTOM				
12 Scott Hairston, R OBP: 0.500, SLG: 0.250 11 Drew Macias, L OBP: 0.286, SLG: 0.429										2	1	1	0	1	0	0					
22 David Eckstein, R OBP: 0.333, SLG: 0.667 1 Everth Cabrera, S OBP: 0.286, SLG: 0.167										3	0	1	0	0	0	1					
7 Chase Headley, S OBP: 0.286, SLG: 0.286										4	1	2	1	0	0	1					
66 Kyle Blanks, R OBP: 0.400, SLG: 0.250 76 Chad Huffman, R OBP: 0.500, SLG: 0.500										3	0	0	0	0	1	5					
25 Will Venable, L OBP: 0.417, SLG: 0.455 67 Cedric Hunter, L OBP: 0.200, SLG: 0.200										3	1	2	1	0	0	2					
18 Travis Denker, R OBP: 0.384, SLG: 0.222 60 Sean Kazmar Jr., R										3	0	1	1	0	0	1					
4 Nick Hundley, R OBP: 0.200, SLG: 0.200 26 Jose Lobaton, S										2	0	0	0	0	0	1					
15 Luis Antonio Rodriguez, R 10 Matt Antonelli, R										2	0	0	0	0	1	0					
44 Jake Peavy, R 58 Wade LeBlanc, L 5 Kevin Kouzmanoff, R Justin Hampson, L 65 Arturo Lopez, L 73 Mitch Canham, L 68 Greg Burke, R 64 Edwin Moreno, R										1	0	0	0	0	0	0					
<b>Inning Stats</b>	R: 3 E: 2 K: 0 S: 6	H: 2 LOB: 1 BB: 1 P: 10	R: 0 E: 0 K: 1 S: 5	H: 0 LOB: 0 BB: 0 P: 5	R: 0 E: 0 K: 1 S: 6	H: 1 LOB: 1 BB: 0 P: 6	R: 0 E: 0 K: 0 S: 3	H: 0 LOB: 0 BB: 0 P: 3	R: 1 E: 0 K: 1 S: 7	H: 3 LOB: 1 BB: 0 P: 7	R: 0 E: 0 K: 0 S: 3	H: 1 LOB: 1 BB: 1 P: 7	R: 0 E: 0 K: 1 S: 4	H: 0 LOB: 0 BB: 0 P: 5	R: 0 E: 0 K: 1 S: 5	H: 0 LOB: 0 BB: 0 P: 5	1B: 6 2B: 1 3B: 0 HR: 0	SF: 0 SAC: 0 DP: 3 HBP: 1	WP: 0 PB: 0 SB: 0 CS: 1	PA: 32	
<b>PITCHER</b>	IP	WLS	BF	H	R	ER	SO	BB	IBB	HBP	BLK	WP	HR	S	P	ERA	WHIP				
46 Ryan Dempster, R ERA: 9.0	2.0	L	10	2	3	0	1	1	0	0	0	0	0	6	6	0.00	1.000				
44 Chad Fox, R ERA: 4.5	1.0		3	0	0	0	0	0	0	0	0	0	0	3	3	0.00	0.000				
64 Justin Berg, R ERA: 4.5	1.0		5	3	1	1	1	0	0	0	0	0	0	7	7	9.00	3.000				
67 Rocky Roquet, R ERA: 9.0	1.0		4	1	0	0	0	1	0	0	0	0	0	3	7	0.00	2.000				
<b>PITCHER</b>	IP	WLS	BF	H	R	ER	SO	BB	IBB	HBP	BLK	WP	HR	S	P	ERA	WHIP				
22 Kevin Hart, R ERA: 9.0	7.1		3	0	0	0	1	0	0	0	0	0	0	4	5	0.00	0.000				
62 Marcos Mateo, R ERA: 9.0	8.1		3	0	0	0	1	0	0	0	0	0	0	5	5	0.00	0.000				

Chicago Cubs @ San Diego Padres  
Peoria Stadium, Peoria, AZ  
Sun Mar 01 2009, 3:05 PM EST  
Att: 7,072 - Sunny - 81 F

AB	29
R	4
H	7
RBI	3
BB	2
SO	5
LOB	13





Batter	1	2	3	4	5	6	7	8	9	AB	R	H	RBI	BB	SO	LOB	TOP			
12 Evan Frey, L (1, 7) OBP: 0.286, SLG: 0.462	0-3 K			0-0 G6-3	0-0 G4-3	1-0 FC4		0-0 G4-6-3	0-0 F8	5	0	0	0	0	1	4				
31 Cyle Hankerd, R (9, PH) (9, 7)										1	0	0	0	0	0	2				
14 Ryan Roberts, R (1, 4) OBP: 0.533, SLG: 0.692	0-3 K			1-0 HBP	0-0 2B	0-0 P6		0-0 P4		3	1	1	0	0	1	2				
25 James Skelton, L (7, 2)										1	0	0	0	0	0	1				
24 Chris Young, R (1, 8) OBP: 0.383, SLG: 0.909	0-0 G6-3			0-0 1B	4-0 2B	0-0 L7			0-0 G6-3	2	1	1	0	1	0	0				
8 Rusty Ryal, R (5, 5)										2	0	0	0	0	0	2				
18 Chad Tracy, L (1, 9) OBP: 0.286, SLG: 0.462		4-0 BB		0-0 1B	4-0 BB			0-0 F7	1-0 HBP	1	1	1	1	2	0	0				
66 Hector Ambriz, L (5, 1) OBP: 0.222, SLG: 0.250										0	0	0	0	0	0	0				
68 Ed Easley, R (7, PH) OBP: 0.333, SLG: 0.583										0	0	0	0	0	0	0				
40 Jon Coutlangus, L (7, 1) OBP: 0.250, SLG: 0.571										0	0	0	0	0	0	0				
61 Kyler Newby, R (8, 1) OBP: 0.286, SLG: 0.167										0	0	0	0	0	0	0				
38 Luke Carlin, S (5, PH) OBP: 0.429, SLG: 0.737										0	1	0	0	0	0	0				
70 Daniel Schlereth, L (9, 1) OBP: 0.444, SLG: 0.429										0	0	0	0	0	0	0				
31 Tony Clark, S (1, 3) OBP: 0.222, SLG: 0.250	0-3 K			0-0 1B	0-3 K			0-0 F7	0-0 HBP	2	0	1	1	0	1	1				
29 Josh Whitesell, L (4, PR) OBP: 0.333, SLG: 0.583										3	2	1	0	0	1	3				
19 Chris Snyder, R (1, 2) OBP: 0.250, SLG: 0.571	0-0 G5-4-3			2-0 HR	0-0 F8			4-0 BB	0-0 BB	3	1	1	3	1	0	4				
4 Mark Hallberg, R (7, PR) OBP: 1.000, SLG: 2.000										1	1	1	1	0	0	0				
12 Chris Roberson, S (1, 9) OBP: 0.308, SLG: 0.545				0-0 L8	0-3 K			4-0 BB	0-0 G6-3	4	1	1	0	1	1	3				
16 Josh Wilson, R (1, 6) OBP: 0.615, SLG: 0.818								0-0 BB	0-0 2B	4	0	3	2	0	1	0				
15 Dan Haren, R (1, 1)																				
58 Juan Gutierrez, R (3, 1)																				
30 Brandon Watson, L (5, 8) OBP: 0.583, SLG: 0.700																				
<b>Inning Stats</b>	R: 0 E: 2 K: 7 S: 7	H: 0 LOB: 0 BB: 7	R: 0 E: 0 K: 4 S: 4	H: 0 LOB: 0 BB: 1 P: 8	R: 0 E: 0 K: 1 S: 7	H: 0 LOB: 0 BB: 0 P: 7	R: 5 E: 0 K: 1 S: 9	H: 4 LOB: 2 BB: 0 P: 13	R: 0 E: 0 K: 1 S: 6	H: 1 LOB: 3 BB: 2 P: 14	R: 0 E: 0 K: 0 S: 4	H: 1 LOB: 3 BB: 1 P: 7	R: 0 E: 0 K: 0 S: 4	H: 2 LOB: 1 BB: 0 P: 4	R: 3 E: 0 K: 0 S: 6	H: 3 LOB: 2 BB: 1 P: 11	1B: 5 2B: 6 3B: 0 HR: 1	SF: 0 SAC: 0 DP: 2 HBP: 3	WP: 2 PA: 46 PB: 0 SB: 1 CS: 0	
<b>PITCHER</b>	IP: 2.0 WLS: 0 BF: 6 ERA: 4.5	H: 0 R: 0 ER: 0 SO: 3	BB: 1 IBB: 0 HBP: 0 BLK: 0	WP: 0 HR: 0 S: 2 P: 7	ERA: 0.00 WHIP: 0.500	IP: 1.0 WLS: 1 BF: 4 ERA: 4.5	H: 1 R: 0 ER: 0 SO: 1	BB: 0 IBB: 0 HBP: 2 BLK: 0	WP: 0 HR: 1 S: 9 P: 13	ERA: 45.00 WHIP: 4.000	IP: 1.0 WLS: 0 BF: 4 ERA: 13.5	H: 1 R: 2 ER: 0 SO: 0	BB: 2 IBB: 0 HBP: 0 BLK: 0	WP: 0 HR: 0 S: 5 P: 14	ERA: 0.00 WHIP: 0.500	IP: 1.0 WLS: 0 BF: 4 ERA: 13.5	H: 0 R: 0 ER: 0 SO: 0	BB: 1 IBB: 0 HBP: 1 BLK: 0	WP: 0 HR: 0 S: 6 P: 11	ERA: 27.00 WHIP: 4.000

**Arizona Diamondbacks @ Chicago Cubs**  
Hohokam Park, Mesa, AZ  
Mon Mar 02 2009, 3:05 PM EST  
Att: 9,605 - Sunny - 85 F

AB	36
R	9
H	12
RBI	8
BB	7
SO	7
LOB	24



Batter	1	2	3	4	5	6	7	8	9	AB	R	H	RBI	BB	SO	LOB	BOTTOM			
12 Alfonso Soriano, R (1, 7) OBP: 0.375, SLG: 0.167	0-0 P6		0-3 K			0-0 F9		0-0 G3		3	0	0	0	0	1	0				
73 Bobby Scales, S (7, 4) OBP: 0.400, SLG: 0.333										1	0	0	0	0	0	0				
7 Aaron Miles, S (1, 6) OBP: 0.308, SLG: 0.250	0-3 K			0-0 G4-1		0-0 1B		0-0 1B		3	0	1	0	0	1	0				
13 Jake Fox, R (7, 3) OBP: 0.500, SLG: 0.750										1	0	1	0	0	0	0				
25 Derrek Lee, R (1, 3) OBP: 0.500, SLG: 0.333	4-0 BB			0-0 G5-3		0-0 1B		0-3 K		2	0	1	0	1	0	0				
76 Jason Waddell, R (7, 1) OBP: 0.500, SLG: 0.333										0	0	0	0	0	0	0				
52 Jeff Stevens, R (8, 1) OBP: 0.286, SLG: 0.167										0	0	0	0	0	0	0				
33 Jason Dubois, R (8, PH) OBP: 0.286, SLG: 0.167										1	0	0	0	0	1	1				
37 Angel Guzman, R (9, 1) OBP: 0.429, SLG: 0.737										0	0	0	0	0	0	0				
6 Micah Hoffpauir, L (1, 9) OBP: 0.429, SLG: 0.737	0-0 F7			0-0 P6		0-0 F7			0-0 2B	4	1	1	0	0	0	3				
16 Aramis Ramirez, R (1, 5) OBP: 0.455, SLG: 0.400		0-0 G1-4-3							0-3 K	2	0	0	0	0	0	0				
20 Luis Rivas, R (6, 5) OBP: 0.455, SLG: 0.400										2	0	1	0	0	1	1				
17 Mike Fontenot, L (1, 4) OBP: 0.375, SLG: 0.800		0-0 F7							0-0 2B	3	0	0	0	0	0	1				
59 Andrés Blanco, S (8, 6) OBP: 0.444, SLG: 0.429										1	0	1	1	0	0	0				
55 Koyie Hill, S (1, 2) OBP: 0.286, SLG: 0.167		0-3 K							0-3 K	2	0	1	0	0	1	0				
74 Steve Clevenger, L (6, 2) OBP: 0.444, SLG: 0.429										2	0	0	0	0	1	2				
4 Joey Gathright, L (1, 8) OBP: 0.444, SLG: 0.375				0-0 G6-3		0-3 K2-3			4-0 BB	2	0	0	0	0	1	1				
99 So Taguchi, R (7, PH) (8, 8)										1	0	0	0	1	1	1				
38 Carlos Zambrano, S (1, 1) OBP: 0.286, SLG: 0.167										0	0	0	0	0	0	0				
49 Carlos Marmol, R (3, 1) OBP: 0.286, SLG: 0.167										0	0	0	0	0	0	0				
56 Brad Snyder, L (3, PH) OBP: 0.286, SLG: 0.167										0	0	0	0	0	0	0				
60 Mitch Atkins, R (4, 1) OBP: 0.286, SLG: 0.167										0	0	0	0	0	0	0				
78 Edward Campuzano, L (5, 1) OBP: 0.286, SLG: 0.167										0	0	0	0	0	0	0				
88 Ken Kadokura, R (5, 1) OBP: 0.286, SLG: 0.167										0	0	0	0	0	0	0				
66 Doug Deeds, L (5, PH) OBP: 0.286, SLG: 0.167										3	0	0	0	0	1	2				
<b>Inning Stats</b>	R: 0 E: 0 K: 1 S: 5	H: 0 LOB: 1 BB: 1 P: 9	R: 0 E: 0 K: 1 S: 5	H: 0 LOB: 0 BB: 0 P: 5	R: 0 E: 0 K: 1 S: 5	H: 0 LOB: 0 BB: 0 P: 5	R: 0 E: 0 K: 0 S: 3	H: 0 LOB: 0 BB: 0 P: 3	R: 0 E: 0 K: 0 S: 5	H: 2 LOB: 2 BB: 0 P: 5	R: 0 E: 0 K: 1 S: 6	H: 1 LOB: 1 BB: 0 P: 6	R: 0 E: 0 K: 1 S: 6	H: 1 LOB: 1 BB: 0 P: 6	R: 0 E: 0 K: 1 S: 6	H: 1 LOB: 2 BB: 1 P: 15	1B: 5 2B: 2 3B: 0 HR: 0	SF: 0 SAC: 0 DP: 0 HBP: 0	WP: 0 PA: 36 PB: 0 SB: 0 CS: 0	
<b>PITCHER</b>	IP: 2.0 WLS: 1 BF: 6 ERA: 2.25	H: 0 R: 0 ER: 0 SO: 1	BB: 1 IBB: 0 HBP: 0 BLK: 0	WP: 0 HR: 0 S: 10 P: 14	ERA: 0.00 WHIP: 0.500	IP: 1.0 WLS: 0 BF: 4 ERA: 4.5	H: 1 R: 0 ER: 0 SO: 0	BB: 0 IBB: 0 HBP: 0 BLK: 0	WP: 0 HR: 0 S: 6 P: 6	ERA: 0.00 WHIP: 1.500	IP: 1.0 WLS: 0 BF: 4 ERA: 4.5	H: 1 R: 0 ER: 0 SO: 0	BB: 0 IBB: 0 HBP: 0 BLK: 0	WP: 0 HR: 0 S: 6 P: 6	ERA: 0.00 WHIP: 1.000	IP: 1.0 WLS: 0 BF: 4 ERA: 13.5	H: 1 R: 1 ER: 1 SO: 3	BB: 1 IBB: 0 HBP: 0 BLK: 0	WP: 0 HR: 0 S: 11 P: 15	ERA: 9.00 WHIP: 3.000

**Arizona Diamondbacks @ Chicago Cubs**  
Hohokam Park, Mesa, AZ  
Mon Mar 02 2009, 3:05 PM EST  
Att: 9,605 - Sunny - 85 F

AB	34
R	1
H	7
RBI	1
BB	2
SO	9
LOB	12









Batter	1	2	3	4	5	6	7	8	9	AB	R	H	RBI	BB	SO	LOB	TOP										
4 Joey Gathright, L (1, 8) OBP: 0.482, SLG: 0.417 24 Tony Campana, L (6, PR) (6, 8)										4	1	2	0	0	1	3	<b>Chicago Cubs @ Cleveland Indians</b> Goodyear Ballpark, Goodyear, AZ Wed Mar 04 2009, 3:05 PM EST Att: 5,352 - Sunny - 75 F										
7 Aaron Miles, S (1, 6) OBP: 0.235, SLG: 0.188 2 Justin Sellers, R (6, 6)										4	0	0	1	0	0	5											
25 Derrek Lee, R (1, 3) OBP: 0.455, SLG: 0.333 29 James Adduci, L (5, 3)										3	1	1	0	0	0	1											
21 Milton Bradley, S (1, 10) OBP: 0.500, SLG: 0.667 75 Ty Wright, R (5, PR) (5, 10) 3 Mark Reed, L (9, PH)										3	0	1	0	0	0	2											
33 Jason Dubois, R (1, 7) OBP: 0.308, SLG: 0.182										4	0	1	0	0	2	1											
56 Brad Snyder, L (1, 9) OBP: 0.425, SLG: 0.545										3	0	1	2	1	0	1											
73 Bobby Scales, S (1, 5)										4	0	1	0	0	0	5											
Nate Spears, L (1, 4) OBP: 1.000, SLG: 2.000 5 Matt Camp, L (6, 4)										2	2	2	0	1	0	0											
15 Mark Johnson, L (1, 2) 74 Steve Clevenger, L (7, 2)										2	0	0	0	1	1	2											
										1	0	0	0	0	0	0											
<b>Inning Stats</b>	R: 2 E: 0 K: 0 S: 6	H: 3 LOB: 2 BB: 0 P: 7	R: 1 E: 0 K: 1 S: 6	H: 1 LOB: 1 BB: 1 P: 10	R: 0 E: 1 K: 0 S: 4	H: 1 LOB: 1 BB: 0 P: 4	R: 0 E: 0 K: 0 S: 3	H: 0 LOB: 1 BB: 1 P: 7	R: 0 E: 0 K: 1 S: 6	H: 1 LOB: 2 BB: 0 P: 10	R: 0 E: 0 K: 1 S: 5	H: 1 LOB: 1 BB: 0 P: 6	R: 0 E: 0 K: 1 S: 5	H: 0 LOB: 0 BB: 0 P: 5	R: 0 E: 0 K: 0 S: 3	H: 0 LOB: 0 BB: 0 P: 3	1B: 7 2B: 2 3B: 1 HR: 0	SF: 0 SAC: 0 DP: 0 HBP: 1	WP: 0 PB: 0 SB: 0 CS: 0	PA: 41							
<b>PITCHER</b>	IP	WLS	BF	H	R	ER	SO	BB	IBB	HBP	BLK	WP	HR	S	P	ERA	WHIP										
44 Carl Pavano, R (1, 1) ERA: 6.75	2.0		12	4	3	3	1	1	0	1	0	0	0	12	17	13.50	2.500										
55 Roberto Hernandez, R (3, 1) ERA:	2.0	B	8	1	0	0	0	1	0	0	0	0	0	7	11	0.00	1.000										
46 Scott Lewis, L (5, 1) ERA: 2.25	2.0		11	4	1	1	2	1	0	0	0	0	0	14	18	4.50	2.500										
50 Jensen Lewis, R (7, 1) ERA:	2.0	W	7	1	0	0	2	0	0	0	0	0	0	11	11	0.00	0.500										
47 Juan Salas, R (9, 1) ERA:	1.0	S	3	0	0	0	0	0	0	0	0	0	0	3	3	0.00	0.000										
<b>Batter</b>	<b>1</b>	<b>2</b>	<b>3</b>	<b>4</b>	<b>5</b>	<b>6</b>	<b>7</b>	<b>8</b>	<b>9</b>	<b>AB</b>	<b>R</b>	<b>H</b>	<b>RBI</b>	<b>BB</b>	<b>SO</b>	<b>LOB</b>	<b>BOTTOM</b>										
29 Josh Barfield, R (1, 4) OBP: 0.375, SLG: 0.400 26 Andy Cannizaro, R (6, 4)										3	0	0	0	0	1	1	<b>Chicago Cubs @ Cleveland Indians</b> Goodyear Ballpark, Goodyear, AZ Wed Mar 04 2009, 3:05 PM EST Att: 5,352 - Sunny - 75 F										
Asdrubal Cabrera, S (1, 6) OBP: 0.594, SLG: 0.333 8 Wilson Valdez, R (6, 6) OBP: 0.167, SLG: 0.091										2	0	1	0	1	0	0											
12 Ben Francisco, R (1, 8) OBP: 0.333, SLG: 0.462										4	1	1	0	0	1	2											
41 Victor Martinez, S (1, 2) OBP: 0.400, SLG: 1.111 77 Carlos Santana, S (7, 2) OBP: 0.394, SLG: 0.125										3	1	1	1	0	0	2											
78 Beau Mills, L (1, 10) OBP: 0.357, SLG: 0.786										0	0	0	0	1	0	0											
4 Tony Graffanino, R (1, 3) OBP: 0.482, SLG: 0.455 23 Michael Aubrey, L (6, 3) OBP: 0.545, SLG: 0.778										3	0	1	0	0	1	2											
71 Matt LaPorta, R (1, 9) OBP: 0.462, SLG: 0.727 66 Stephen Head, L (6, 9) OBP: 0.231, SLG: 0.417										1	1	0	0	1	1	1											
68 Wes Hodges, R (1, 5) OBP: 0.273, SLG: 0.364										4	0	1	0	0	0	4											
61 Michael Brantley, L (1, 7) OBP: 0.250, SLG: 0.250 79 Chris Gimenez, R (6, 7) OBP: 0.538, SLG: 0.556										2	0	1	1	0	0	0											
										0	1	0	0	2	0	0											
<b>Inning Stats</b>	R: 3 E: 0 K: 2 S: 12	H: 3 LOB: 1 BB: 0 P: 13	R: 0 E: 0 K: 0 S: 3	H: 0 LOB: 0 BB: 0 P: 3	R: 0 E: 0 K: 1 S: 6	H: 1 LOB: 1 BB: 0 P: 6	R: 0 E: 0 K: 1 S: 8	H: 1 LOB: 1 BB: 1 P: 12	R: 0 E: 0 K: 0 S: 4	H: 1 LOB: 2 BB: 1 P: 8	R: 0 E: 0 K: 1 S: 6	H: 1 LOB: 3 BB: 2 P: 14	R: 1 E: 0 K: 0 S: 4	H: 0 LOB: 0 BB: 1 P: 8	R: 0 E: 0 K: 0 S: 3	H: 0 LOB: 0 BB: 1 P: 8	1B: 4 2B: 3 3B: 0 HR: 1	SF: 0 SAC: 0 DP: 0 HBP: 1	WP: 0 PB: 1 SB: 2 CS: 0	PA: 39							
<b>PITCHER</b>	IP	WLS	BF	H	R	ER	SO	BB	IBB	HBP	BLK	WP	HR	S	P	ERA	WHIP										
Chad Gaudin, R (1, 1) ERA: 7.2	3.0		14	4	3	3	3	0	0	1	0	0	0	21	22	9.00	1.333										
78 Edward Campuzano, L (4, 1) ERA: 3.38	1.0		5	1	1	1	1	1	0	0	0	0	0	8	12	9.00	2.000										
75 Brian Schlitler, R (5, 1) ERA:	1.0		5	1	0	0	0	1	0	0	0	0	0	4	8	0.00	2.000										
61 Matt Smith, L (6, 1) ERA:	1.0		5	1	0	0	0	1	0	0	0	0	0	4	8	0.00	2.000										
67 Rocky Roquet, R (7, 1) ERA: 6.0	1.0		6	1	0	0	1	2	0	0	0	0	0	6	14	0.00	3.000										
<b>PITCHER</b>	IP	WLS	BF	H	R	ER	SO	BB	IBB	HBP	BLK	WP	HR	S	P	ERA	WHIP										
64 Justin Berg, R (8, 1) ERA: 3.0	1.0	L	4	0	0	0	0	1	0	0	0	0	0	4	8	0.00	1.000										



Batter	1	2	3	4	5	6	7	8	9	AB	R	H	RBI	BB	SO	LOB	TOP										
12 Alfonso Soriano, R (1.7) 66 Doug Deeds, L (4.7) OBP: 0.286, SLG: 0.417 OBP: 0.235, SLG: 0.333	F9		G3-1	K		SF8		F9		3	0	0	0	1	2	1	0 0 0 0 1 2										
2 Ryan Theriot, R (1.6) 65 Darwin Barney, R (6.6) OBP: 0.588, SLG: 0.625 OBP: 0.222, SLG: 0.222	1B		F9		1B	2B		1B		4	1	3	1	0	0	0	1 0 1 1 0 0 0										
16 Aramis Ramirez, R (1.5) 20 Luis Rivas, R (5.5) OBP: 0.308, SLG: 0.583 OBP: 0.357, SLG: 0.308	1B		K		2B	K		G6-3		3	0	2	0	0	1	0	3 0 2 0 0 1 0										
13 Jake Fox, R (1.10) OBP: 0.391, SLG: 0.667	K				G3-1			L4		5	0	0	1	0	2	3	5 0 0 1 0 2 3										
9 Reed Johnson, R (1.8) 27 Sam Fuld, L (7.8) OBP: 0.313, SLG: 0.267 OBP: 0.333, SLG: 0.667	L6				G1-3			G4-3		4	0	1	0	0	0	4	4 0 1 0 0 0 0 4										
6 Micah Hoffpauir, L (1.3) OBP: 0.385, SLG: 0.625			G3-1		1B			G4-3		5	1	1	0	0	0	3	5 1 1 0 0 0 3										
17 Mike Fontenot, L (1.4) 72 Wellington Castillo, R (7.2) OBP: 0.400, SLG: 0.444 OBP: 0.385, SLG: 0.384	K		K		1B			L8		4	2	2	0	0	1	1	4 2 2 0 0 1 1										
55 Koyie Hill, S (1.2) 59 Andrés Blanco, S (7.4) OBP: 0.400, SLG: 0.444 OBP: 0.385, SLG: 0.384	1B				1B			G4-3		2	0	1	0	1	0	1	2 0 1 0 1 0 1										
99 So Taguchi, R (1.9) 19 Richie Robnett, L (6.9) OBP: 0.273, SLG: 0.111 OBP: 0.294, SLG: 0.250	K				1B			1B		2	0	1	2	0	1	1	2 0 1 2 0 1 1										
<b>Inning Stats</b>	R: 0 E: 0 K: 1 S: 12	H: 2 LOB: 2 BB: 0 P: 17	R: 0 E: 0 K: 2 S: 8	H: 1 LOB: 1 BB: 0 P: 9	R: 0 E: 0 K: 1 S: 9	H: 0 LOB: 0 BB: 0 P: 14	R: 2 E: 0 K: 2 S: 20	H: 3 LOB: 2 BB: 1 P: 32	R: 1 E: 0 K: 0 S: 13	H: 2 LOB: 2 BB: 0 P: 18	R: 2 E: 0 K: 1 S: 16	H: 2 LOB: 1 BB: 0 P: 29	R: 0 E: 0 K: 0 S: 6	H: 1 LOB: 1 BB: 0 P: 9	R: 1 E: 0 K: 0 S: 12	H: 2 LOB: 0 BB: 0 P: 21	R: 0 E: 0 K: 0 S: 6	H: 0 LOB: 0 BB: 0 P: 9	1B: 10 2B: 2 3B: 1 HR: 0	SF: 1 SAC: 0 DP: 0 HBP: 0	WP: 0 PB: 0 SB: 2 CS: 0	PA: 42					
<b>PITCHER</b>	IP	WLS	BF	H	R	ER	SO	BB	IBB	HBP	BLK	WP	HR	S	P	ERA	WHIP										
50 John Danks, L (1.1) ERA: 3.0	3.0	12	3	0	0	4	0	0	0	0	0	0	0	29	40	0.00	1.000										
51 John Van Benschoten, R (4.1) ERA: 8.31	2.1	H	14	6	4	4	2	1	0	0	0	0	0	39	61	15.43	3.000										
43 Ehren Wasermann, R (6.1) ERA: 9.82	0.2	B	4	1	1	1	1	1	0	0	0	0	0	10	18	13.50	3.000										
78 Aaron Poreda, L (7.1) ERA: 3.0	3.0	W	12	3	1	1	0	0	0	0	0	0	0	24	39	3.00	1.000										
Batter	1	2	3	4	5	6	7	8	9	AB	R	H	RBI	BB	SO	LOB	BOTTOM										
7 Jerry Owens, L (1.8) OBP: 0.381, SLG: 0.250	F7					L8		B3-1		5	0	2	1	0	0	1	5 0 2 1 0 0 1										
12 A.J. Pierzynski, L (1.2) 38 Cole Armstrong, L (6.7) OBP: 0.417, SLG: 0.545 OBP: 0.154, SLG: 0.385	2B		G4-3		SF8			F8		2	0	1	1	0	0	2	2 0 1 1 0 0 2										
23 Jermaine Dye, R (1.9) 74 Josh Kroeger, L (6.9) OBP: 0.200, SLG: 0.077 OBP: 0.357, SLG: 0.357	K				K			1B		2	1	0	0	0	2	2	2 1 0 0 0 2 2										
14 Paul Konerko, R (1.3) 27 Ben Broussard, L (6.3) OBP: 0.500, SLG: 1.000 OBP: 0.154, SLG: 0.385	HBP		G1		HR			1B		2	1	1	1	0	0	1	2 1 1 1 0 0 1										
15 Wilson Betemit, S (1.6) 75 Eider Torres, S (7.6) OBP: 0.182, SLG: 0.545	F8				P3			1B		3	1	1	2	0	0	2	3 1 1 2 0 0 2										
7 Josh Fields, R (1.5) OBP: 0.455, SLG: 0.600			F8		G5-3			L4		4	0	1	0	0	0	1	4 0 1 0 0 0 1										
79 Tyler Flowers, R (1.10) OBP: 0.200, SLG: 0.200			1B		K			K2-3		4	1	1	0	0	3	1	4 1 1 0 0 3 1										
58 Michael Restovich, R (1.7) OBP: 0.364, SLG: 0.800			P5		K			HR		4	1	2	1	0	1	1	4 1 2 1 0 1 1										
5 Jayson Nix, R (1.4) 17 Chris Getz, L (4.4) OBP: 0.714, SLG: 1.000 OBP: 0.308, SLG: 0.182	1B				1B			G6-3		1	0	1	0	0	0	0	1 0 1 0 0 0 0										
<b>Inning Stats</b>	R: 0 E: 0 K: 1 S: 9	H: 1 LOB: 2 BB: 0 P: 12	R: 1 E: 0 K: 0 S: 16	H: 3 LOB: 0 BB: 0 P: 26	R: 2 E: 0 K: 1 S: 6	H: 1 LOB: 0 BB: 0 P: 8	R: 1 E: 0 K: 2 S: 13	H: 2 LOB: 1 BB: 0 P: 20	R: 1 E: 0 K: 1 S: 9	H: 2 LOB: 1 BB: 0 P: 15	R: 0 E: 0 K: 0 S: 6	H: 1 LOB: 1 BB: 0 P: 13	R: 0 E: 0 K: 0 S: 7	H: 1 LOB: 1 BB: 0 P: 13	R: 1 E: 0 K: 1 S: 8	H: 1 LOB: 0 BB: 0 P: 11	R: 1 E: 0 K: 0 S: 6	H: 2 LOB: 1 BB: 0 P: 10	1B: 9 2B: 3 3B: 0 HR: 3	SF: 1 SAC: 0 DP: 1 HBP: 2	WP: 2 PB: 1 SB: 0 CS: 1	PA: 40					
<b>PITCHER</b>	IP	WLS	BF	H	R	ER	SO	BB	IBB	HBP	BLK	WP	HR	S	P	ERA	WHIP										
29 Jeff Samardzija, R (1.1) ERA: 9.0	3.0	16	5	3	3	2	0	0	0	0	0	0	0	13	20	9.00	2.000										
22 Kevin Hart, R (4.1) ERA: 3.0	1.0	5	2	1	1	2	0	0	0	0	0	1	0	13	20	9.00	2.000										
76 Jason Waddell, L (5.1) ERA: 2.25	1.0	4	2	1	1	1	0	0	0	0	0	0	1	9	15	9.00	2.000										
44 Chad Fox, R (6.1) ERA: 3.0	1.0	4	1	0	0	0	0	0	0	0	0	0	0	6	13	0.00	1.000										
68 J.R. Mathes, L (7.1) ERA: 3.0	1.0	4	1	0	0	0	0	0	0	0	0	0	0	7	13	0.00	1.000										
37 Angel Guzman, R (8.1) ERA: 12.0	1.0	B	4	1	1	1	0	0	0	0	0	0	0	0	0	0	1	0	0	6	10	27.00	6.000				
54 David Patton, R (9.1) ERA: 2.7	0.1	L	3	2	1	1	0	0	0	0	0	0	0	0	0	0	1	0	6	10	27.00	6.000					

Chicago Cubs @ Chicago White Sox  
 Cashman Field, Las Vegas, NV  
 Wed Mar 04 2009, 10:05 PM EST  
 Att: 11,459 - Partly Cloudy - 57 F

AB 39  
 R 6  
 H 13  
 RBI 6  
 BB 2  
 SO 7  
 LOB 18



Chicago Cubs @ Chicago White Sox  
 Cashman Field, Las Vegas, NV  
 Wed Mar 04 2009, 10:05 PM EST  
 Att: 11,459 - Partly Cloudy - 57 F

AB 37  
 R 7  
 H 14  
 RBI 7  
 BB 0  
 SO 6  
 LOB 15









Batter	1	2	3	4	5	6	7	8	9	AB	R	H	RBI	BB	SO	LOB	TOP									
27 Matt Kemp, R OBP: 0.350, SLG: 0.526 17 Jason Repko, R OBP: 0.250, SLG: 0.143										4	1	1	0	0	0	2	<b>Los Angeles Dodgers @ Chicago Cubs</b> Hohokam Park, Mesa, AZ Fri Mar 06 2009, 3:05 PM EST Att: 12,913 - Partly Cloudy - 66 F									
43 Randy Wolf, L 63 Jeff Weaver, R 14 Juan Castro, R OBP: 0.563, SLG: 0.846										1	0	0	0	0	0	0										
7 James Loney, L 72 Hector Luna, R										3	1	1	0	0	0	2										
33 Blake DeWitt, L 28 Danny Ardoin, R OBP: 0.637, SLG: 1.000										2	0	0	0	0	0	1										
12 Brad Ausmus, R 50 Eric Stults, L 3 Delwyn Young, S 35 Erick Threets, L 45 Scott Strickland, R 37 Tanyon Sturtze, R 61 Brian Mazone, L										3	0	1	1	0	0	1										
76 Doug Mientkiewicz, L OBP: 0.300, SLG: 0.889										3	1	1	2	1	0	2										
75 Xavier Paul, L OBP: 0.440, SLG: 0.609										4	0	1	0	0	2	4										
83 Mitch Jones, R OBP: 0.333, SLG: 0.810										3	0	0	0	1	1	1										
60 Chin-Lung Hu, R OBP: 0.353, SLG: 0.563										4	0	1	0	0	0	4										
<b>Inning Stats</b>	R: 2 E: 0 K: 1 S: 8	H: 2 LOB: 2 BB: 1 P: 13	R: 0 E: 0 K: 0 S: 3	H: 0 LOB: 0 BB: 0 P: 3	R: 0 E: 0 K: 1 S: 5	H: 1 LOB: 1 BB: 0 P: 5	R: 0 E: 0 K: 0 S: 3	H: 0 LOB: 0 BB: 0 P: 3	R: 0 E: 1 K: 0 S: 4	H: 1 LOB: 0 BB: 0 P: 4	R: 0 E: 0 K: 0 S: 3	H: 0 LOB: 1 BB: 1 P: 7	R: 1 E: 0 K: 1 S: 8	H: 2 LOB: 1 BB: 0 P: 12	R: 2 E: 0 K: 1 S: 7	H: 2 LOB: 3 BB: 3 P: 20		R: 0 E: 0 K: 0 S: 2	H: 0 LOB: 0 BB: 1 P: 6	1B: 5 2B: 4 3B: 0 HR: 1	SF: 0 SAC: 1 DP: 2 HBP: 0	WP: 1 PB: 0 SB: 2 CS: 2	PA: 40			
<b>PITCHER</b>	IP WLS BF H R ER SO BB IBB HBP BLK WP HR S P ERA WHIP	46 Ryan Dempster, R ERA: 3.6	51 Luis Vizcaino, R ERA: 1.0	64 Justin Berg, R ERA: 2.25	71 Esmalin Cardad, R ERA: 1.0	60 Mitch Atkins, R ERA: 15.75	52 Jeff Stevens, R ERA: 4.91	36 Randy Wells, R ERA: 8.1	75 Brian Schlitter, R ERA: 9.1	IP WLS BF H R ER SO BB IBB HBP BLK WP HR S P ERA WHIP	52 Jeff Stevens, R ERA: 4.91	36 Randy Wells, R ERA: 8.1	75 Brian Schlitter, R ERA: 9.1	IP WLS BF H R ER SO BB IBB HBP BLK WP HR S P ERA WHIP	52 Jeff Stevens, R ERA: 4.91	36 Randy Wells, R ERA: 8.1	75 Brian Schlitter, R ERA: 9.1	IP WLS BF H R ER SO BB IBB HBP BLK WP HR S P ERA WHIP	52 Jeff Stevens, R ERA: 4.91	36 Randy Wells, R ERA: 8.1	75 Brian Schlitter, R ERA: 9.1	IP WLS BF H R ER SO BB IBB HBP BLK WP HR S P ERA WHIP	52 Jeff Stevens, R ERA: 4.91	36 Randy Wells, R ERA: 8.1	75 Brian Schlitter, R ERA: 9.1	IP WLS BF H R ER SO BB IBB HBP BLK WP HR S P ERA WHIP

Batter	1	2	3	4	5	6	7	8	9	AB	R	H	RBI	BB	SO	LOB	BOTTOM								
7 Aaron Miles, S OBP: 0.273, SLG: 0.200										4	1	1	2	1	1	1	<b>Los Angeles Dodgers @ Chicago Cubs</b> Hohokam Park, Mesa, AZ Fri Mar 06 2009, 3:05 PM EST Att: 12,913 - Partly Cloudy - 66 F								
2 Ryan Theriot, R OBP: 0.545, SLG: 0.579 65 Darwin Barney, R OBP: 0.182, SLG: 0.182										3	0	1	0	1	0	0									
25 Derek Lee, R OBP: 0.227, SLG: 0.350 71 Esmalin Cardad, R 60 Mitch Atkins, R 52 Jeff Stevens, R 36 Randy Wells, R 33 Jason Dubois, R 75 Brian Schlitter, R 66 Doug Deeds, L OBP: 0.227, SLG: 0.350										3	0	0	0	0	0	2									
21 Milton Bradley, S OBP: 0.500, SLG: 0.600 56 Brad Snyder, L OBP: 0.412, SLG: 0.643										2	0	1	0	0	0	0									
6 Micah Hoffpauir, L OBP: 0.344, SLG: 0.552										3	0	0	1	0	1	2									
73 Bobby Seales, S OBP: 0.389, SLG: 0.375										3	0	1	0	1	0	1									
55 Koyie Hill, S OBP: 0.369, SLG: 0.333 15 Mark Johnson, L 99 So Taguchi, R 72 Wellington Castillo, R										3	0	0	0	0	1	3									
4 Joey Gathright, L OBP: 0.412, SLG: 0.333										3	2	0	0	1	0	0									
46 Ryan Dempster, R OBP: 1.000, SLG: 1.000 51 Luis Vizcaino, R 64 Justin Berg, R 19 Richie Robnett, L OBP: 0.238, SLG: 0.188 13 Jake Fox, R OBP: 0.379, SLG: 0.593										1	0	1	0	0	0	0									
<b>Inning Stats</b>	R: 0 E: 0 K: 2 S: 7	H: 0 LOB: 0 BB: 0 P: 7	R: 0 E: 0 K: 1 S: 5	H: 0 LOB: 1 BB: 1 P: 9	R: 0 E: 0 K: 0 S: 4	H: 1 LOB: 2 BB: 1 P: 8	R: 0 E: 0 K: 0 S: 4	H: 1 LOB: 2 BB: 1 P: 10	R: 1 E: 0 K: 0 S: 4	H: 1 LOB: 0 BB: 0 P: 4	R: 1 E: 1 K: 1 S: 5	H: 0 LOB: 0 BB: 1 P: 9	R: 0 E: 1 K: 2 S: 8	H: 1 LOB: 2 BB: 1 P: 12	R: 2 E: 1 K: 1 S: 8	H: 2 LOB: 1 BB: 0 P: 9		1B: 5 2B: 1 3B: 1 HR: 0	SF: 1 SAC: 0 DP: 0 HBP: 0	WP: 0 PB: 0 SB: 0 CS: 0	PA: 40				
<b>PITCHER</b>	IP WLS BF H R ER SO BB IBB HBP BLK WP HR S P ERA WHIP	43 Randy Wolf, L ERA: 1.0	63 Jeff Weaver, R ERA: 1.0	50 Eric Stults, L ERA: 13.5	35 Erick Threets, L ERA: 3.38	45 Scott Strickland, R ERA: 13.5	37 Tanyon Sturtze, R ERA: 3.86	61 Brian Mazone, L ERA: 9.1	IP WLS BF H R ER SO BB IBB HBP BLK WP HR S P ERA WHIP	43 Randy Wolf, L ERA: 1.0	63 Jeff Weaver, R ERA: 1.0	50 Eric Stults, L ERA: 13.5	35 Erick Threets, L ERA: 3.38	45 Scott Strickland, R ERA: 13.5	37 Tanyon Sturtze, R ERA: 3.86	61 Brian Mazone, L ERA: 9.1	IP WLS BF H R ER SO BB IBB HBP BLK WP HR S P ERA WHIP	43 Randy Wolf, L ERA: 1.0	63 Jeff Weaver, R ERA: 1.0	50 Eric Stults, L ERA: 13.5	35 Erick Threets, L ERA: 3.38	45 Scott Strickland, R ERA: 13.5	37 Tanyon Sturtze, R ERA: 3.86	61 Brian Mazone, L ERA: 9.1	IP WLS BF H R ER SO BB IBB HBP BLK WP HR S P ERA WHIP





Batter	1	2	3	4	5	6	7	8	9	AB	R	H	RBI	BB	SO	LOB	TOP										
12 Alfonso Soriano, R (1.7) OBP: 0.250, SLG: 0.333 4 Joey Gathright, L (8.7) OBP: 0.412, SLG: 0.333										4	0	1	0	0	1	2	<b>Chicago Cubs @ Milwaukee Brewers</b> Maryvale Baseball Park, Phoenix, AZ Sat Mar 07 2009, 3:05 PM EST Att: 10,099 - Sunny - 69 F										
27 Sam Fuld, L (1.8) OBP: 0.294, SLG: 0.400										4	0	0	0	0	0	3											
16 Aramis Ramirez, R (1.5) OBP: 0.278, SLG: 0.471 73 Bobby Seales, S (6, PR) OBP: 0.368, SLG: 0.353										3	0	1	0	0	1	2											
6 Micah Hoffpauer, L (1.3) OBP: 0.314, SLG: 0.500 54 David Patton, R (6.1) 68 J.R. Mathes, L (8.1) 20 Luis Rivas, R (9, PH) OBP: 0.294, SLG: 0.250										3	0	0	0	0	1	2											
17 Mike Fontenot, L (1.4) OBP: 0.357, SLG: 0.667										4	0	0	0	0	1	1											
9 Reed Johnson, R (1.9) OBP: 0.350, SLG: 0.316 56 Brad Snyder, L (7.9) OBP: 0.444, SLG: 0.643										3	0	1	0	0	0	0											
15 Mark Johnson, L (1.2) OBP: 0.333, SLG: 0.143 Paul Bako, L (7.2) OBP: 0.231, SLG: 0.091										3	0	1	0	0	1	1											
65 Darwin Barney, R (1.6) OBP: 0.214, SLG: 0.214										3	0	1	0	0	0	1											
38 Carlos Zambrano, S (1.1) OBP: 1.000, SLG: 1.000 37 Angel Guzman, R (4.1)										1	0	1	0	0	0	0											
99 So Taguchi, R (5, PH) OBP: 0.308, SLG: 0.182 76 Jason Waddell, R (5.1) 13 Jake Fox, R (6.3) OBP: 0.397, SLG: 0.571										0	0	0	0	0	0	0											
<b>Inning Stats</b>	R: 0 E: 0 K: 1 S: 6	H: 1 LOB: 1 BB: 0 P: 6	R: 0 E: 0 K: 1 S: 6	H: 1 LOB: 1 BB: 0 P: 6	R: 0 E: 0 K: 1 S: 6	H: 1 LOB: 1 BB: 0 P: 6	R: 0 E: 0 K: 0 S: 4	H: 1 LOB: 1 BB: 0 P: 4	R: 0 E: 0 K: 1 S: 6	H: 1 LOB: 1 BB: 0 P: 6	R: 0 E: 0 K: 0 S: 3	H: 0 LOB: 0 BB: 1 P: 3	R: 0 E: 0 K: 1 S: 5	H: 0 LOB: 1 BB: 1 P: 9	1B: 7 2B: 0 3B: 0 HR: 0	SF: 0 SAC: 0 DP: 0 HBP: 0	WP: 0 PA: 35 PB: 0 SB: 0 CS: 1										
<b>PITCHER</b>	IP	WLS	BF	H	R	ER	SO	BB	IBB	HBP	BLK	WP	HR	S	P	ERA	WHIP										
Jeff Suppan, R (1.1) ERA: 4.9	3.0	W	12	3	0	0	3	0	0	0	0	0	0	18	18	0.00	1.000										
66 Chris Narveson, L (4.1) ERA: 3.0	2.0	H	8	2	0	0	1	0	0	0	0	0	0	10	10	0.00	1.000										
12 Carlos Villanueva, R (6.1) ERA: 5.4	2.0	H	7	2	0	0	1	0	0	0	0	0	0	10	10	0.00	1.000										
43 R.J. Swindle, L (8.1) ERA: 3.0	1.0	H	3	0	0	0	0	0	0	0	0	0	0	3	3	0.00	0.000										
46 Chase Wright, L (9.1) ERA: 5.4	1.0	S	4	0	0	0	1	1	0	0	0	0	0	5	9	0.00	1.000										

Batter	1	2	3	4	5	6	7	8	9	AB	R	H	RBI	BB	SO	LOB	BOTTOM										
23 Rickie Weeks Jr., R (1.4) OBP: 0.389, SLG: 0.083 21 Alcides Escobar, R (8.6) OBP: 0.222, SLG: 0.353										4	0	0	0	0	2	2	<b>Chicago Cubs @ Milwaukee Brewers</b> Maryvale Baseball Park, Phoenix, AZ Sat Mar 07 2009, 3:05 PM EST Att: 10,099 - Sunny - 69 F										
16 Chris Duffy, L (1.7) OBP: 0.348, SLG: 0.682										3	0	0	0	2	1												
30 Craig Counsell, L (6.6) OBP: 0.647, SLG: 0.733										3	0	2	0	0	1												
7 J.J. Hardy, R (1.6) OBP: 0.471, SLG: 0.750 32 Scott Thorman, L (6.3) OBP: 0.563, SLG: 0.750										1	0	1	0	0	0												
28 Prince Fielder, L (1.3) OBP: 0.381, SLG: 0.250 12 Carlos Villanueva, R (6.1) 43 R.J. Swindle, L (8.1) 24 Mat Gamel, L (8, PH) OBP: 0.129, SLG: 0.500 46 Chase Wright, L (9.1)										2	0	0	0	0	3												
1 Corey Hart, R (1.9) OBP: 0.611, SLG: 1.063 27 Brad Nelson, L (7.7) OBP: 0.625, SLG: 0.636										3	1	1	0	0	2												
25 Mike Cameron, R (1.8) OBP: 0.211, SLG: 0.313 3 Trot Nixon, L (5.7) OBP: 0.150, SLG: 0.263										2	1	1	0	0	0												
Mike Lamb, L (1.5) OBP: 0.238, SLG: 0.211 14 Casey McGehee, R (7.5) OBP: 0.286, SLG: 0.500										3	0	1	1	0	0												
18 Jason Kendall, R (1.2) OBP: 0.250, SLG: 0.417 87 Jonathan Lucroy, R (7.2) OBP: 0.444, SLG: 0.429										2	0	0	0	0	1												
Jeff Suppan, R (1.1) 66 Chris Narveson, L (4.1) 88 Lorenzo Cain, R (5, PH) OBP: 0.667, SLG: 0.833										1	0	0	0	0	1												
<b>Inning Stats</b>	R: 0 E: 0 K: 1 S: 6	H: 3 LOB: 1 BB: 0 P: 8	R: 2 E: 1 K: 1 S: 8	H: 3 LOB: 1 BB: 0 P: 8	R: 0 E: 0 K: 3 S: 9	H: 0 LOB: 0 BB: 0 P: 10	R: 0 E: 0 K: 0 S: 3	H: 0 LOB: 0 BB: 0 P: 3	R: 0 E: 0 K: 2 S: 8	H: 1 LOB: 2 BB: 1 P: 12	R: 0 E: 0 K: 2 S: 7	H: 0 LOB: 0 BB: 0 P: 7	R: 0 E: 0 K: 1 S: 5	H: 0 LOB: 0 BB: 0 P: 5	R: 0 E: 0 K: 1 S: 6	H: 1 LOB: 2 BB: 1 P: 10	1B: 4 2B: 1 3B: 1 HR: 0	SF: 0 SAC: 0 DP: 0 HBP: 1	WP: 0 PA: 33 PB: 0 SB: 1 CS: 0								
<b>PITCHER</b>	IP	WLS	BF	H	R	ER	SO	BB	IBB	HBP	BLK	WP	HR	S	P	ERA	WHIP										
38 Carlos Zambrano, R (1.1) ERA: 3.6	3.0	L	14	4	2	2	5	0	0	0	0	0	0	23	24	6.00	1.333										
37 Angel Guzman, R (4.1) ERA: 9.0	1.0		3	0	0	0	0	0	0	0	0	0	0	3	3	0.00	0.000										
76 Jason Waddell, L (5.1) ERA: 1.8	1.0		5	1	0	0	2	1	0	0	0	0	0	8	12	0.00	2.000										
54 David Patton, R (6.1) ERA: 1.89	2.0		6	0	0	0	3	0	0	0	0	0	0	12	12	0.00	0.000										
68 J.R. Mathes, L (8.1) ERA: 2.25	1.0		5	1	0	0	1	1	0	0	0	0	0	6	10	0.00	2.000										

AB 33  
R 0  
H 7  
RBI 0  
BB 1  
SO 6  
LOB 14



AB 30  
R 2  
H 6  
RBI 1  
BB 2  
SO 11  
LOB 15

















Batter	1	2	3	4	5	6	7	8	9	AB	R	H	RBI	BB	SO	LOB	TOP										
51 Ichiro Suzuki, L (1.9) OBP: 0.375, SLG: 0.167 35 Yoshiyuki Kamei, L (7.9)										3	0	0	0	1	0	1	<b>Japan @ Chicago Cubs</b> Hohokam Park, Mesa, AZ Thu Mar 12 2009, 4:05 PM EDT Att: 6,591 - Partly Cloudy - 73 F										
7 Yasuyuki Kataoka, R (1.6)										4	0	0	0	0	1	2											
23 Norichika Aoki, L (1.7) OBP: 0.500, SLG: 0.714 41 Atsunori Inaba, L (6.7)										3	0	0	0	0	1	1											
25 Shuichi Murata, R (1.10) OBP: 0.333, SLG: 0.167										3	1	1	0	1	0	0											
9 Michihiro Ogasawara, L (1.3) OBP: 0.400, SLG: 0.600 24 Seichi Uchikawa, R (4. PR) OBP: 0.500, SLG: 0.333										2	0	1	0	0	0	0											
1 Kosuke Fukudome, L (1.8) OBP: 0.333, SLG: 0.250										0	0	0	0	0	0	0											
2 Kenji Johjima, R (1.2) OBP: 0.500, SLG: 0.500 29 Yoshiyuki Ishihara, R (7.2)										3	0	1	0	0	0	4											
8 Akinori Iwamura, L (1.4) OBP: 0.375, SLG: 0.333										4	1	1	0	0	0	1											
52 Munenori Kawasaki, L (1.5) OBP: 0.333, SLG: 0.833										4	1	1	1	0	1	2											
<b>Inning Stats</b>	R: 0 E: 0 K: 1 S: 5	H: 0 LOB: 0 P: 5	R: 0 E: 0 K: 0 S: 3	H: 0 LOB: 0 BB: 0 P: 3	R: 2 E: 0 K: 1 S: 7	H: 2 LOB: 1 BB: 1 P: 12	R: 0 E: 0 K: 0 S: 4	H: 1 LOB: 2 BB: 0 P: 4	R: 0 E: 0 K: 0 S: 3	H: 0 LOB: 0 BB: 0 P: 3	R: 1 E: 0 K: 0 S: 4	H: 1 LOB: 2 BB: 2 P: 12	R: 0 E: 0 K: 1 S: 6	H: 1 LOB: 1 BB: 0 P: 6	R: 0 E: 0 K: 1 S: 6	H: 1 LOB: 1 BB: 0 P: 6		R: 0 E: 1 K: 0 S: 3	H: 0 LOB: 0 BB: 0 P: 3	1B: 4 2B: 1 3B: 1 HR: 0	SF: 0 SAC: 0 DP: 1 HBP: 0	WP: 0 PB: 1 SB: 1 CS: 0	PA: 36				
<b>PITCHER</b>	IP	WLS	BF	H	R	ER	SO	BB	IBB	HBP	BLK	WP	HR	S	P	ERA	WHIP										
38 Carlos Zambrano, R (1.1) ERA: 2.25	4.0	L	16	3	2	1	2	1	0	0	0	0	0	19	24	2.25	1.000										
63 Kevin Gregg, R (5.1) ERA: 9.0	1.0		3	0	0	0	0	0	0	0	0	0	0	3	3	0.00	0.000										
54 David Patton, R (6.1) ERA: 9.0	1.0		6	1	1	1	0	2	0	0	0	0	0	4	12	9.00	3.000										
37 Angel Guzman, R (7.1) ERA: 9.0	1.0		4	1	0	0	1	0	0	0	0	0	0	6	6	0.00	1.000										
48 Neal Cotts, L (8.1) ERA: 9.0	1.0		4	1	0	0	1	0	0	0	0	0	0	6	6	0.00	1.000										
36 Randy Wells, R (9.1) ERA: 9.0	1.0		3	0	0	0	0	0	0	0	0	0	0	3	3	0.00	0.000										

Batter	1	2	3	4	5	6	7	8	9	AB	R	H	RBI	BB	SO	LOB	BOTTOM										
12 Alfonso Soriano, R (1.7) OBP: 0.500, SLG: 1.000 99 So Taguchi, R (6.7)										3	0	0	0	0	1	4	<b>Japan @ Chicago Cubs</b> Hohokam Park, Mesa, AZ Thu Mar 12 2009, 4:05 PM EDT Att: 6,591 - Partly Cloudy - 73 F										
2 Ryan Theriot, R (1.6) OBP: 0.500, SLG: 0.500										3	0	0	0	0	0	0											
25 Derrek Lee, R (1.3) OBP: 0.667, SLG: 1.000 6 Micah Hoffpauir, L (6.3) OBP: 0.500, SLG: 1.000										2	0	1	0	1	1	0											
21 Milton Bradley, S (1.9) OBP: 0.333, SLG: 0.333 66 Doug Deeds, L (6.9)										3	0	1	0	0	1	2											
16 Aramis Ramirez, R (1.5) OBP: 0.333, SLG: 0.333 20 Luis Rivas, R (6.5)										3	0	0	0	0	1	2											
17 Mike Fontenot, L (1.4) OBP: 1.000, SLG: 1.000 73 Bobby Scales, S (6.4)										2	1	2	0	0	0	0											
9 Reed Johnson, R (1.8) OBP: 0.333, SLG: 0.333 27 Sam Fuld, L (7.8)										3	0	1	0	0	1	1											
Paul Bako, L (1.2) OBP: 1.000, SLG: 1.000 15 Mark Johnson, L (7.2)										1	0	1	1	2	0	0											
38 Carlos Zambrano, S (1.1) ERA: 6.75 63 Kevin Gregg, R (5.1) ERA: 9.0 54 David Patton, R (6.1) ERA: 9.0 13 Jake Fox, R (6. PR) OBP: 0.333, SLG: 1.000 37 Angel Guzman, R (7.1) ERA: 9.0 48 Neal Cotts, L (8.1) ERA: 9.0 36 Randy Wells, R (9.1) ERA: 9.0										2	0	0	0	0	2	4											
<b>Inning Stats</b>	R: 0 E: 0 K: 0 S: 3	H: 0 LOB: 1 P: 7	R: 0 E: 0 K: 2 S: 9	H: 2 LOB: 3 BB: 1 P: 13	R: 0 E: 0 K: 2 S: 8	H: 1 LOB: 1 BB: 0 P: 8	R: 1 E: 0 K: 2 S: 9	H: 2 LOB: 1 BB: 0 P: 10	R: 0 E: 0 K: 1 S: 6	H: 1 LOB: 1 BB: 0 P: 7	R: 0 E: 0 K: 1 S: 5	H: 0 LOB: 1 BB: 1 P: 9	R: 0 E: 0 K: 2 S: 7	H: 2 LOB: 2 BB: 0 P: 5	R: 0 E: 0 K: 2 S: 7	H: 0 LOB: 0 BB: 0 P: 7		R: 1 E: 0 K: 2 S: 9	H: 2 LOB: 1 BB: 0 P: 10	1B: 6 2B: 4 3B: 0 HR: 0	SF: 0 SAC: 0 DP: 0 HBP: 0	WP: 3 PB: 0 SB: 0 CS: 0	PA: 40				
<b>PITCHER</b>	IP	WLS	BF	H	R	ER	SO	BB	IBB	HBP	BLK	WP	HR	S	P	ERA	WHIP										
11 Yu Darvish, R (1.1) ERA: 6.75	2.0	W	10	2	0	0	2	2	0	0	0	0	0	12	20	0.00	2.000										
28 Satoshi Komatsu, R (3.1) ERA: 6.75	1.1	H	6	2	1	1	3	0	0	0	0	1	0	12	13	6.75	1.500										
39 Tetsuya Yamaguchi, L (4.1) ERA: 6.75	1.2	H	7	2	0	0	2	0	0	0	0	1	0	11	12	0.00	1.200										
47 Toshiya Suguchi, L (6.1) ERA: 6.75	1.2	H	8	2	0	0	1	1	0	0	0	0	0	9	13	0.00	1.800										
14 Takahiro Mahara, R (7.1) ERA: 6.75	1.1	H	4	0	0	0	2	0	0	0	0	0	0	8	8	0.00	0.000										
<b>PITCHER</b>	IP	WLS	BF	H	R	ER	SO	BB	IBB	HBP	BLK	WP	HR	S	P	ERA	WHIP										
22 Kyuji Fujikawa, R (9.1) ERA: 9.0	1.0	S	5	2	1	1	2	0	0	0	0	0	0	9	10	9.00	2.000										






Batter	1	2	3	4	5	6	7	8	9	AB	R	H	RBI	BB	SO	LOB	TOP				
4 Joey Gathright, L (1, 8) 16 Robinson Chirinos, R (7, 4)	G6-3		K		K		G1-3			4	0	0	0	0	2	1	<b>Chicago Cubs @ Los Angeles Angels</b> Tempe Diablo Stadium, Tempe, AZ Fri Mar 13 2009, 4:05 PM EDT Att: 8,876 - Partly Cloudy - 72 F				
2 Ryan Theriot, R (1, 6) 5 Matt Camp, L (6, 6)	F8			G5-3	F8 1B		G4-3			3	0	1	0	0	0	0					
6 Micah Hoffpauir, L (1, 3) 83 Jovan Rosa, R (6, 3)				L3	F8 1B			G5-3		3	0	1	0	0	0	2					
21 Milton Bradley, S (1, 10) 56 Brad Snyder, L (8, PH) (8, 10)	K				P3			F7		3	1	1	0	0	1	3					
66 Doug Deeds, L (1, 9) OBP: 0.303, SLG: 0.452								K		4	1	1	0	0	2	0					
73 Bobby Seales, S (1, 4) OBP: 0.400, SLG: 0.409 (7, 5)		L4							K	3	0	1	2	1	1	0					
99 So Taguchi, R (1, 7) OBP: 0.364, SLG: 0.333 (7, 8)									G4-3	3	0	0	0	1	1	1					
15 Mark Johnson, L (1, 2) 72 Wellington Castillo, R (6, 2) OBP: 0.375, SLG: 0.167			F8	G3			F8		K	3	0	0	0	0	0	3					
20 Luis Rivas, R (1, 5) 12 Dylan Johnston, L (7, 7)			G6-3							3	0	1	0	0	0	0					
										0	0	0	0	0	0	0					
<b>Inning Stats</b>	R: 0 E: 0 K: 1 S: 6	H: 1 LOB: 1 BB: 0 P: 6	R: 0 E: 0 K: 2 S: 7	H: 0 LOB: 0 BB: 0 P: 7	R: 0 E: 0 K: 1 S: 5	H: 0 LOB: 0 BB: 0 P: 6	R: 2 E: 0 K: 0 S: 6	H: 3 LOB: 2 BB: 1 P: 10	R: 0 E: 0 K: 1 S: 7	H: 2 LOB: 1 BB: 0 P: 7	R: 0 E: 0 K: 0 S: 3	H: 0 LOB: 0 BB: 0 P: 3	R: 0 E: 0 K: 1 S: 5	H: 0 LOB: 0 BB: 0 P: 5	R: 0 E: 0 K: 2 S: 7	H: 0 LOB: 0 BB: 0 P: 7	1B: 5 2B: 1 3B: 0 HR: 0	SF: 0 SAC: 0 DP: 0 HBP: 0	WP: 0 PB: 0 SB: 1 CS: 0	PA: 35	
<b>PITCHER</b>	IP	WLS	BF	H	R	ER	SO	BB	IBB	HBP	BLK	WP	HR	S	P	ERA	WHIP				
58 Dustin Moseley, R (1, 1) ERA: 4.0	4.0	W	17	4	2	2	4	1	0	0	0	0	0	24	29	4.50	1.250				
38 Darren Oliver, L (5, 1) ERA:	1.0		5	2	0	0	1	0	0	0	0	0	0	7	7	0.00	2.000				
66 Jose Arredondo, R (6, 1) ERA:	1.0		4	0	0	0	1	0	0	0	0	0	0	3	8	0.00	1.000				
70 Sean O'Sullivan, R (7, 1) ERA: 5.4	2.0		6	0	0	0	1	0	0	0	0	0	0	8	8	0.00	0.000				
52 Jason Bulger, R (9, 1) ERA: 5.4	1.0		3	0	0	0	2	0	0	0	0	0	0	7	7	0.00	0.000				

Batter	1	2	3	4	5	6	7	8	9	AB	R	H	RBI	BB	SO	LOB	BOTTOM				
Chone Figgins, S (1, 10) OBP: 0.346, SLG: 0.286 35 Mark Trumbo, R (8, PH) OBP: 0.267, SLG: 0.286 (9, 10)	G4-3	47 BB 2 HR 1B	F8		K			E5 95 1B 18 E		4	1	1	0	0	1	2	<b>Chicago Cubs @ Los Angeles Angels</b> Tempe Diablo Stadium, Tempe, AZ Fri Mar 13 2009, 4:05 PM EDT Att: 8,876 - Partly Cloudy - 72 F				
2 Erick Aybar, S (1, 6) OBP: 0.444, SLG: 0.286 95 Brad Coon, L (6, 7) OBP: 0.375, SLG: 0.462		8 BB 1B	G4-3		K			18 E 57 1B 1B		2	1	0	0	2	1	2					
47 Howie Kendrick, R (1, 4) 18 Sean Rodriguez, R (6, 4) OBP: 0.385, SLG: 0.478	F8	8 HR BB					F9	E5 57 1B 3-H		2	1	1	1	1	0	1					
8 Kendrys Morales, S (1, 3) 43 Matthew Brown, R (6, 3) OBP: 0.585, SLG: 0.589					P5		F9	K		3	1	2	4	0	0	1					
20 Juan Rivera, R (1, 9) 57 Luis Figueroa, S (6, 6) OBP: 0.684, SLG: 0.750	F9				P4					3	0	1	0	0	0	3					
39 Robb Quinlan, R (1, 7) 74 Adam Pavkovich, R (6, 9) OBP: 0.333, SLG: 0.533										2	0	0	0	1	0	1					
3 Brandon Wood, R (1, 5) OBP: 0.400, SLG: 0.724										2	0	0	0	0	0	2					
28 Ryan Budde, R (1, 2) 37 Ben Johnson, S (7, 2) OBP: 0.200, SLG: 0.222										3	1	0	0	1	0	4					
22 Chris Pettit, R (1, 8) OBP: 0.405, SLG: 0.367										3	0	2	0	0	0	0					
										1	0	0	0	0	0	0					
<b>Inning Stats</b>	R: 0 E: 0 K: 0 S: 4	H: 1 LOB: 2 BB: 1 P: 8	R: 6 E: 1 K: 0 S: 8	H: 4 LOB: 3 BB: 3 P: 20	R: 0 E: 0 K: 0 S: 4	H: 1 LOB: 1 BB: 0 P: 4	R: 0 E: 0 K: 0 S: 4	H: 1 LOB: 2 BB: 1 P: 8	R: 0 E: 0 K: 2 S: 8	H: 1 LOB: 1 BB: 0 P: 8	R: 0 E: 0 K: 1 S: 5	H: 0 LOB: 0 BB: 0 P: 5	R: 0 E: 0 K: 0 S: 3	H: 0 LOB: 0 BB: 0 P: 3	R: 2 E: 2 K: 1 S: 9	H: 2 LOB: 2 BB: 0 P: 9	1B: 9 2B: 0 3B: 0 HR: 1	SF: 0 SAC: 0 DP: 0 HBP: 0	WP: 0 PB: 0 SB: 0 CS: 0	PA: 42	
<b>PITCHER</b>	IP	WLS	BF	H	R	ER	SO	BB	IBB	HBP	BLK	WP	HR	S	P	ERA	WHIP				
Chad Gaudin, R (1, 1) ERA: 10.38	1.2	L	14	5	6	6	0	4	0	0	0	0	0	10	26	32.40	5.400				
64 Justin Berg, R (2, 1) ERA: 1.69	1.1		6	1	0	0	0	0	0	0	0	0	0	6	6	0.00	0.750				
60 Mitch Atkins, R (4, 1) ERA: 10.5	2.0		9	2	0	0	2	1	0	0	0	0	0	12	16	0.00	1.500				
44 Chad Fox, R (6, 1) ERA: 1.8	1.0		3	0	0	0	1	0	0	0	0	0	0	5	5	0.00	0.000				
88 Ken Kadokura, R (7, 1) ERA: 5.06	1.0		3	0	0	0	0	0	0	0	0	0	0	3	3	0.00	0.000				
<b>PITCHER</b>	IP	WLS	BF	H	R	ER	SO	BB	IBB	HBP	BLK	WP	HR	S	P	ERA	WHIP				
52 Jeff Stevens, R (8, 1) ERA: 3.86	1.0		7	2	0	0	1	0	0	0	0	0	0	9	9	0.00	2.000				


livebaseballscores.com

**AB 33**  
**R 2**  
**H 6**  
**RBI 2**  
**BB 2**  
**SO 8**  
**LOB 10**



livebaseballscores.com

**AB 37**  
**R 8**  
**H 10**  
**RBI 8**  
**BB 5**  
**SO 4**  
**LOB 21**









Batter	1	2	3	4	5	6	7	8	9	AB	R	H	RBI	BB	SO	LOB	TOP									
Chone Figgins, S OBP: 0.385, SLG: 0.417 57 Luis Figueroa, S OBP: 0.667, SLG: 0.722										3	0	2	0	0	0	0	TOP									
77 Reggie Willits, S OBP: 0.500, SLG: 0.500 22 Chris Pettit, R OBP: 0.410, SLG: 0.375										2	0	0	0	1	0	2	TOP									
13 Maicer Izturis, S OBP: 0.355, SLG: 0.571 40 Brian Fuentes, L OBP: 0.250, SLG: 0.200										3	0	1	0	0	0	1	TOP									
5 Jeff Mathis, R OBP: 0.333, SLG: 0.652 74 Adam Pavlovich, R OBP: 0.353, SLG: 0.529										3	0	1	0	0	0	1	TOP									
18 Sean Rodriguez, R OBP: 0.370, SLG: 0.440 90 Matt Palmer, R OBP: 0.330, SLG: 0.330 97 Fernando Rodriguez Jr., R OBP: 0.300, SLG: 0.330 46 Bobby Wilson, R OBP: 0.300, SLG: 0.330 12 Barret Browning, L										2	0	0	0	0	0	2	TOP									
43 Matthew Brown, R OBP: 0.592, SLG: 0.571										4	0	1	3	0	1	1	TOP									
64 Terry Evans, R OBP: 0.350, SLG: 0.296 39 Robb Quinlan, R OBP: 0.412, SLG: 0.286										2	0	0	0	0	2	3	TOP									
25 Peter Bourjos, R OBP: 0.286, SLG: 0.235										4	1	1	0	0	2	3	TOP									
51 Joe Saunders, L OBP: 0.500, SLG: 0.500 3 Brandon Wood, R OBP: 0.438, SLG: 0.767										2	0	1	1	0	1	0	TOP									
<b>Inning Stats</b>	R: 0 E: 0 K: 0 S: 4	H: 2 LOB: 2 BB: 1 P: 8	R: 1 E: 0 K: 1 S: 8	H: 3 LOB: 2 BB: 0 P: 8	R: 0 E: 0 K: 2 S: 8	H: 1 LOB: 3 BB: 0 P: 10	R: 0 E: 0 K: 1 S: 5	H: 0 LOB: 0 BB: 0 P: 5	R: 0 E: 0 K: 0 S: 3	H: 0 LOB: 0 BB: 0 P: 3	R: 0 E: 0 K: 3 S: 9	H: 0 LOB: 0 BB: 0 P: 9	R: 4 E: 0 K: 1 S: 8	H: 3 LOB: 1 BB: 2 P: 16	R: 1 E: 1 K: 2 S: 9	H: 2 LOB: 1 BB: 0 P: 9	R: 0 E: 0 K: 0 S: 3	H: 1 LOB: 0 BB: 0 P: 3	1B: 6 2B: 4 3B: 2 HR: 0	SF: 0 SAC: 0 DP: 1 HBP: 2	WP: 0 PB: 0 SB: 0 CS: 0	PA: 42				
<b>PITCHER</b>	IP WLS BF H R ER SO BB IBB HBP BLK WP HR S P ERA WHIP	47 Aaron Heilman, R ERA: 1.8	49 Carlos Marmol, R ERA: 3.0	63 Kevin Gregg, R ERA: 1.42	54 David Patton, R ERA: 1.42	36 Randy Wells, R ERA:	37 Angel Guzman, R ERA: 14.4	71 Esmalin Canidad, R ERA:	48 Neal Cotts, L ERA:	IP WLS BF H R ER SO BB IBB HBP BLK WP HR S P ERA WHIP	12 Alfonso Soriano, R OBP: 0.273, SLG: 0.433 66 Doug Deeds, L OBP: 0.314, SLG: 0.438	59 Andrés Blanco, S OBP: 0.321, SLG: 0.423	25 Derrek Lee, R OBP: 0.259, SLG: 0.240 56 Brad Snyder, L OBP: 0.364, SLG: 0.500	21 Milton Bradley, S OBP: 0.388, SLG: 0.412 37 Angel Guzman, R ERA: 14.4	71 Esmalin Canidad, R ERA: 14.4	99 So Taguchi, R OBP: 0.391, SLG: 0.333 48 Neal Cotts, L ERA:	16 Aramis Ramirez, R OBP: 0.357, SLG: 0.480 20 Luis Rivas, R OBP: 0.269, SLG: 0.240	9 Reed Johnson, R OBP: 0.265, SLG: 0.242	53 Esteban German, R OBP: 0.333, SLG: 0.489	Paul Bako, L OBP: 0.250, SLG: 0.167 13 Jake Fox, R OBP: 0.398, SLG: 0.529	47 Aaron Heilman, R ERA: 1.8 49 Carlos Marmol, R ERA: 3.0 33 Jason Dubois, R OBP: 0.368, SLG: 0.507 63 Kevin Gregg, R ERA: 1.42 54 David Patton, R ERA: 1.42 36 Randy Wells, R ERA:	12 Barret Browning, L ERA: 5.4	IP WLS BF H R ER SO BB IBB HBP BLK WP HR S P ERA WHIP	51 Joe Saunders, L OBP: 0.500, SLG: 0.500 40 Brian Fuentes, L OBP: 0.250, SLG: 0.200 90 Matt Palmer, R OBP: 0.330, SLG: 0.330 97 Fernando Rodriguez Jr., R OBP: 0.300, SLG: 0.330 73 Rafael Rodriguez, R OBP: 0.350, SLG: 0.375	IP WLS BF H R ER SO BB IBB HBP BLK WP HR S P ERA WHIP	51 Joe Saunders, L OBP: 0.500, SLG: 0.500 40 Brian Fuentes, L OBP: 0.250, SLG: 0.200 90 Matt Palmer, R OBP: 0.330, SLG: 0.330 97 Fernando Rodriguez Jr., R OBP: 0.300, SLG: 0.330 73 Rafael Rodriguez, R OBP: 0.350, SLG: 0.375

Los Angeles Angels @ Chicago Cubs  
Hohokam Park, Mesa, AZ  
Sat Mar 14 2009, 4:05 PM EDT  
Att: 12,861 - Partly Cloudy - 72 F

AB 37  
R 6  
H 12  
RBI 5  
BB 3  
SO 10  
LOB 22



Los Angeles Angels @ Chicago Cubs  
Hohokam Park, Mesa, AZ  
Sat Mar 14 2009, 4:05 PM EDT  
Att: 12,861 - Partly Cloudy - 72 F

AB 33  
R 4  
H 8  
RBI 4  
BB 3  
SO 6  
LOB 21









Batter	1	2	3	4	5	6	7	8	9	AB	R	H	RBI	BB	SO	LOB	TOP					
12 Alfonso Soriano, R (1.7) 99 So Taguchi, R (6.9) OBP: 0.306, SLG: 0.485 OBP: 0.307, SLG: 0.409										3	0	2	0	0	0	0	<b>Chicago Cubs @ Milwaukee Brewers</b> Maryvale Baseball Park, Phoenix, AZ Mon Mar 16 2009, 4:05 PM EDT Att: 9,354 - Sunny - 77 F					
2 Ryan Theriot, R (1.6) 59 Andrés Blanco, S (6.6) OBP: 0.410, SLG: 0.384 OBP: 0.323, SLG: 0.414										3	0	0	0	0	1	2						
25 Derrek Lee, R (1.3) 13 Jake Fox, R (6.3) OBP: 0.233, SLG: 0.214 OBP: 0.381, SLG: 0.579										3	0	0	0	0	1	1						
6 Micah Hoffpauir, L (1.9) 33 Jason Dubois, R (6.7) OBP: 0.321, SLG: 0.500 OBP: 0.381, SLG: 0.294										2	0	0	0	1	0	1						
16 Aramis Ramirez, R (1.5) 73 Bobby Scales, S (6.5) OBP: 0.387, SLG: 0.607 OBP: 0.387, SLG: 0.370										3	1	2	1	0	0	0						
17 Mike Fontenot, L (1.4) 20 Luis Rivas, R (6.4) OBP: 0.422, SLG: 0.786 OBP: 0.259, SLG: 0.231										3	0	1	0	0	1	0						
9 Reed Johnson, R (1.8) 51 Luis Vizcaino, R (6.1) 32 Mike Stanton, L (7.1) 72 Wellington Castillo, R (6.8) 44 Chad Fox, R (6.1) OBP: 0.270, SLG: 0.278 OBP: 0.406, SLG: 1.000										3	1	1	0	0	1	3						
Paul Bako, L (1.2) 4 Joey Gathright, L (6.8) OBP: 0.273, SLG: 0.200 OBP: 0.344, SLG: 0.276										2	0	1	1	0	0	3						
29 Jeff Samardzija, R (1.1) 52 Jeff Stevens, R (3.1) 66 Doug Deeds, L (4.8) 60 Mitch Atkins, R (4.1) 49 Carlos Marmol, R (5.1) 15 Mark Johnson, L (6.2) OBP: 0.351, SLG: 0.591 OBP: 0.291, SLG: 0.253 OBP: 0.265, SLG: 0.350 OBP: 0.292, SLG: 0.330 OBP: 0.206, SLG: 0.377										1	0	0	0	0	0	1						
<b>Inning Stats</b>	R: 0 E: 0 K: 1 S: 6	H: 1 LOB: 1 BB: 0 P: 6	R: 1 E: 0 K: 0 S: 5	H: 2 LOB: 1 BB: 0 P: 5	R: 0 E: 0 K: 0 S: 3	H: 1 LOB: 0 BB: 0 P: 3	R: 0 E: 0 K: 1 S: 7	H: 2 LOB: 3 BB: 1 P: 11	R: 0 E: 0 K: 1 S: 5	H: 0 LOB: 0 BB: 0 P: 5	R: 1 E: 0 K: 2 S: 8	H: 1 LOB: 0 BB: 0 P: 8	R: 0 E: 0 K: 0 S: 3	H: 0 LOB: 0 BB: 0 P: 3	R: 4 E: 0 K: 0 S: 9	H: 4 LOB: 0 BB: 0 P: 12		R: 0 E: 0 K: 1 S: 5	H: 0 LOB: 0 BB: 0 P: 5	1B: 6 2B: 3 3B: 0 HR: 2	SF: 0 SAC: 0 DP: 1 HBP: 0	WP: 0 PB: 0 SB: 0 CS: 0
<b>PITCHER</b>	IP WLS BF H R ER SO BB IBB HBP BLK WP HR S P ERA WHIP																					
31 Dave Bush, R (1.1) ERA: 2.57	4.0 W 18 6 1 1 2 1 0 0 0 0 0 0 21 25 2.25 1.750																					
65 Lindsay Gulin, L (5.1) ERA: 2.57	2.0 7 1 1 1 3 0 0 0 0 0 0 1 13 13 4.50 0.500																					
67 Sam Narron, L (7.1) ERA: 5.14	2.0 10 4 4 4 0 0 0 0 0 0 0 1 12 15 18.00 2.000																					
66 Chris Narveson, L (9.1) ERA: 7.5	1.0 S 3 0 0 0 1 0 0 0 0 0 0 0 5 5 0.00 0.000																					

**Chicago Cubs @ Milwaukee Brewers**  
Maryvale Baseball Park, Phoenix, AZ  
Mon Mar 16 2009, 4:05 PM EDT  
Att: 9,354 - Sunny - 77 F

AB 37  
R 6  
H 11  
RBI 6  
BB 1  
SO 6  
LOB 16



Batter	1	2	3	4	5	6	7	8	9	AB	R	H	RBI	BB	SO	LOB	BOTTOM					
23 Rickie Weeks Jr., R (1.4) 9 Hernan Iribarren, L (6.4) OBP: 0.452, SLG: 0.500 OBP: 0.291, SLG: 0.253										3	0	1	1	1	1	0	<b>Chicago Cubs @ Milwaukee Brewers</b> Maryvale Baseball Park, Phoenix, AZ Mon Mar 16 2009, 4:05 PM EDT Att: 9,354 - Sunny - 77 F					
16 Chris Duffy, L (1.7) 27 Brad Nelson, L (6.7) OBP: 0.370, SLG: 0.591 OBP: 0.471, SLG: 0.538										4	0	2	1	0	0	1						
7 J.J. Hardy, R (1.6) 21 Alcides Escobar, R (7.6) OBP: 0.351, SLG: 0.590 OBP: 0.250, SLG: 0.333										4	1	1	0	0	0	3						
28 Prince Fielder, L (1.3) 32 Scott Thorman, L (7.3) 66 Chris Narveson, L (9.1) OBP: 0.452, SLG: 0.719 OBP: 0.321, SLG: 0.429										4	1	1	1	0	1	1						
1 Corey Hart, R (1.9) 67 Sam Narron, L (7.1) OBP: 0.459, SLG: 0.886										4	2	3	1	0	1	0						
10 Vinny Rottino, R (9.3) OBP: 0.167, SLG: 0.167										0	0	0	0	0	0	0						
25 Mike Cameron, R (1.8) 65 Lindsay Gulin, L (5.1) OBP: 0.320, SLG: 0.429										2	2	1	0	1	1	1						
3 Trot Nixon, L (7.7) OBP: 0.237, SLG: 0.242										1	0	0	0	0	0	0						
2 Bill Hall, R (1.5) 24 Mat Gamel, L (8.5) OBP: 0.286, SLG: 0.714 OBP: 0.353, SLG: 0.625										4	1	1	3	0	3	2						
18 Jason Kendall, R (1.2) 77 Carlos Corporan, S (7.2) OBP: 0.259, SLG: 0.423 OBP: 0.200, SLG: 0.290										2	0	0	0	1	0	1						
31 Dave Bush, R (1.1) 88 Lorenzo Cain, R (5.8) OBP: 0.355, SLG: 0.440										1	1	0	0	1	0	1						
<b>Inning Stats</b>	R: 5 E: 1 K: 1 S: 9	H: 4 LOB: 2 BB: 0 P: 19	R: 0 E: 0 K: 0 S: 4	H: 1 LOB: 1 BB: 0 P: 5	R: 3 E: 0 K: 1 S: 9	H: 4 LOB: 2 BB: 1 P: 14	R: 0 E: 0 K: 3 S: 10	H: 1 LOB: 1 BB: 0 P: 10	R: 0 E: 0 K: 1 S: 5	H: 0 LOB: 0 BB: 1 P: 9	R: 0 E: 0 K: 1 S: 5	H: 0 LOB: 0 BB: 0 P: 5	R: 0 E: 0 K: 1 S: 5	H: 0 LOB: 0 BB: 0 P: 5	R: 1 E: 0 K: 1 S: 7	H: 2 LOB: 1 BB: 0 P: 7	R: 0 E: 0 K: 1 S: 5	H: 0 LOB: 0 BB: 0 P: 5	1B: 4 2B: 5 3B: 1 HR: 2	SF: 0 SAC: 0 DP: 0 HBP: 0	WP: 1 PB: 0 SB: 0 CS: 0	PA: 40
<b>PITCHER</b>	IP WLS BF H R ER SO BB IBB HBP BLK WP HR S P ERA WHIP																					
29 Jeff Samardzija, R (1.1) ERA: 9.9	2.0 L 13 5 5 5 1 2 0 0 0 0 0 1 9 14 22.50 3.500																					
52 Jeff Stevens, R (3.1) ERA: 9.0	1.0 8 4 3 3 1 1 0 0 0 0 0 1 9 14 27.00 5.000																					
60 Mitch Atkins, R (4.1) ERA: 9.0	1.0 4 1 0 0 3 0 0 0 0 0 0 0 10 10 0.00 1.000																					
49 Carlos Marmol, R (5.1) ERA: 2.25	1.0 4 0 0 0 1 1 0 0 0 0 0 0 5 9 0.00 1.000																					
51 Luis Vizcaino, R (6.1) ERA: 4.15	1.0 3 0 0 0 1 0 0 0 0 0 0 0 5 5 0.00 0.000																					
<b>PITCHER</b>	IP WLS BF H R ER SO BB IBB HBP BLK WP HR S P ERA WHIP																					
32 Mike Stanton, L (7.1) ERA: 5.06	1.0 5 2 1 1 1 0 0 0 0 0 0 0 7 7 9.00 2.000																					
44 Chad Fox, R (8.1) ERA: 3.0	1.0 5 2 1 1 1 0 0 0 0 0 0 0 7 7 9.00 2.000																					

**Chicago Cubs @ Milwaukee Brewers**  
Maryvale Baseball Park, Phoenix, AZ  
Mon Mar 16 2009, 4:05 PM EDT  
Att: 9,354 - Sunny - 77 F

AB 36  
R 9  
H 12  
RBI 8  
BB 4  
SO 9  
LOB 13














Batter	1	2	3	4	5	6	7	8	9	AB	R	H	RBI	BB	SO	LOB	TOP		
7 Aaron Miles, S OBP: 0.405, SLG: 0.395 59 Andrés Blanco, S OBP: 0.351, SLG: 0.441	G6-3		6 HR 1B	1B			2B	L3		4	2	3	0	0	0	0			
Nate Spears, L OBP: 0.636, SLG: 0.800	G3		6 HR 1B	2B			L9	F8		5	1	2	3	0	0	1			
6 Micah Hoffpauir, L OBP: 0.323, SLG: 0.550 99 So Taguchi, R OBP: 0.382, SLG: 0.333	G3-1		6 HR 1B	K			K	G1-3		4	1	1	3	0	2	2			
13 Jake Fox, R OBP: 0.358, SLG: 0.571		P6	6 HR				G3	F9		5	1	1	1	0	1	1			
5 Corey Koskie, L OBP: 0.333, SLG: 0.400 73 Bobby Scales, S OBP: 0.400, SLG: 0.452	G3	G3		G6-3				75 2B		2	0	0	0	0	0	0			
9 Read Johnson, R OBP: 0.333, SLG: 0.409				K				75 2B 29 1B		4	1	2	0	0	2	0			
75 Ty Wright, R OBP: 0.444, SLG: 0.625	F9	G4-3					L5	29 1B		4	0	1	1	0	0	1			
55 Koyie Hill, S OBP: 0.444, SLG: 0.576			7 1B 4 BB 1B	F7			F9	K		4	1	1	0	0	1	2			
4 Joey Gathright, L OBP: 0.375, SLG: 0.286 29 James Adduci, L OBP: 0.571, SLG: 0.500			7 1B BB	G1-3			F8	59 L3 2-3 3H		2	1	0	0	1	0	0			
<b>Inning Stats</b>	R: 0 E: 0 K: 0 S: 3	H: 0 LOB: 0 BB: 0 P: 3	R: 0 E: 0 K: 0 S: 4	H: 1 LOB: 1 BB: 0 P: 4	R: 6 E: 0 K: 1 S: 11	H: 5 LOB: 0 BB: 1 P: 15	R: 1 E: 0 K: 1 S: 7	H: 2 LOB: 1 BB: 0 P: 7	R: 0 E: 0 K: 2 S: 7	H: 0 LOB: 0 BB: 0 P: 7	R: 0 E: 0 K: 1 S: 6	H: 1 LOB: 1 BB: 0 P: 6	R: 2 E: 0 K: 1 S: 8	H: 4 LOB: 1 BB: 0 P: 8	R: 0 E: 0 K: 0 S: 3	H: 0 LOB: 0 BB: 0 P: 3	1B: 7 2B: 5 3B: 0 HR: 2	SF: 0 SAC: 0 DP: 1 HBP: 0	WP: 0 PA: 40 PB: 0 SB: 0 CS: 0
<b>PITCHER</b>	IP WLS BF H R ER SO BB IBB HBP BLK WP HR S P ERA WHIP	IP WLS BF H R ER SO BB IBB HBP BLK WP HR S P ERA WHIP	IP WLS BF H R ER SO BB IBB HBP BLK WP HR S P ERA WHIP	IP WLS BF H R ER SO BB IBB HBP BLK WP HR S P ERA WHIP	IP WLS BF H R ER SO BB IBB HBP BLK WP HR S P ERA WHIP	IP WLS BF H R ER SO BB IBB HBP BLK WP HR S P ERA WHIP	IP WLS BF H R ER SO BB IBB HBP BLK WP HR S P ERA WHIP	IP WLS BF H R ER SO BB IBB HBP BLK WP HR S P ERA WHIP	IP WLS BF H R ER SO BB IBB HBP BLK WP HR S P ERA WHIP	IP WLS BF H R ER SO BB IBB HBP BLK WP HR S P ERA WHIP	IP WLS BF H R ER SO BB IBB HBP BLK WP HR S P ERA WHIP	IP WLS BF H R ER SO BB IBB HBP BLK WP HR S P ERA WHIP	IP WLS BF H R ER SO BB IBB HBP BLK WP HR S P ERA WHIP	IP WLS BF H R ER SO BB IBB HBP BLK WP HR S P ERA WHIP	IP WLS BF H R ER SO BB IBB HBP BLK WP HR S P ERA WHIP	IP WLS BF H R ER SO BB IBB HBP BLK WP HR S P ERA WHIP	IP WLS BF H R ER SO BB IBB HBP BLK WP HR S P ERA WHIP	IP WLS BF H R ER SO BB IBB HBP BLK WP HR S P ERA WHIP	

**Chicago Cubs @ Seattle Mariners**  
Peoria Stadium, Peoria, AZ  
Thu Mar 19 2009, 4:05 PM EDT  
Att: 9,053 - Partly Cloudy - 84 F


AB 39  
R 9  
H 13  
RBI 9  
BB 1  
SO 6  
LOB 9



Batter	1	2	3	4	5	6	7	8	9	AB	R	H	RBI	BB	SO	LOB	BOTTOM				
Reegie Corona, S OBP: 0.262, SLG: 0.282	F7		3 G4-3 1B		SF8		1B		G5-3	4	0	2	1	0	0	1					
3 Ronny Cedeno, R OBP: 0.356, SLG: 0.381 84 Carlos Truñel, R OBP: 0.375, SLG: 0.357	G5-3		G4-3		3H 4-0 BB		K		G1-3	2	0	0	0	1	0	1					
27 Matt Tuiasosopo, R OBP: 0.469, SLG: 0.717	G5-3		25 G2-3 1B		K		K		K	5	0	1	0	0	3	4					
25 Wladimir Balentien, R OBP: 0.438, SLG: 0.621 94 Brent Johnson, R OBP: 1.000, SLG: 1.000		E8 13 1B 2B		G2-3			13 1B		12 1B 39 WP 1B	3	1	2	0	0	0	1					
39 Bryan LaHair, L OBP: 0.303, SLG: 0.393		K		12 FC6 BB			L7		K	3	0	0	0	1	2	3					
13 Chris Shelton, R OBP: 0.595, SLG: 0.867				F9			12 G5-4-3 1B		G6-3	4	0	2	1	0	0	3					
12 Michael Morse, R OBP: 0.316, SLG: 0.382				FC6			G5-4-3			4	0	1	0	0	1	5					
15 Jamie Burke, R OBP: 0.087, SLG: 0.087 62 Jason Phillips, R OBP: 0.333, SLG: 0.200							K		G6-3	4	0	0	0	0	3	3					
96 Tyson Gillies, L OBP: 0.280, SLG: 0.440				G4-3			SF8 3B		E6 84 G1-3 G5-3	4	1	2	0	0	0	0					
<b>Inning Stats</b>	R: 0 E: 0 K: 0 S: 3	H: 2 LOB: 1 BB: 0 P: 11	R: 1 E: 1 K: 3 S: 11	H: 2 LOB: 1 BB: 0 P: 11	R: 0 E: 0 K: 0 S: 3	H: 1 LOB: 0 BB: 0 P: 3	R: 0 E: 0 K: 0 S: 4	H: 1 LOB: 2 BB: 1 P: 8	R: 1 E: 0 K: 2 S: 8	H: 1 LOB: 1 BB: 1 P: 12	R: 0 E: 0 K: 0 S: 4	H: 2 LOB: 1 BB: 0 P: 4	R: 0 E: 0 K: 2 S: 9	H: 2 LOB: 2 BB: 0 P: 9	R: 0 E: 0 K: 2 S: 9	H: 2 LOB: 2 BB: 0 P: 10	R: 0 E: 1 K: 1 S: 6	H: 0 LOB: 1 BB: 0 P: 6	1B: 9 2B: 1 3B: 1 HR: 0	SF: 1 SAC: 0 DP: 2 HBP: 0	WP: 1 PA: 39 PB: 0 SB: 0 CS: 0
<b>PITCHER</b>	IP WLS BF H R ER SO BB IBB HBP BLK WP HR S P ERA WHIP	IP WLS BF H R ER SO BB IBB HBP BLK WP HR S P ERA WHIP	IP WLS BF H R ER SO BB IBB HBP BLK WP HR S P ERA WHIP	IP WLS BF H R ER SO BB IBB HBP BLK WP HR S P ERA WHIP	IP WLS BF H R ER SO BB IBB HBP BLK WP HR S P ERA WHIP	IP WLS BF H R ER SO BB IBB HBP BLK WP HR S P ERA WHIP	IP WLS BF H R ER SO BB IBB HBP BLK WP HR S P ERA WHIP	IP WLS BF H R ER SO BB IBB HBP BLK WP HR S P ERA WHIP	IP WLS BF H R ER SO BB IBB HBP BLK WP HR S P ERA WHIP	IP WLS BF H R ER SO BB IBB HBP BLK WP HR S P ERA WHIP	IP WLS BF H R ER SO BB IBB HBP BLK WP HR S P ERA WHIP	IP WLS BF H R ER SO BB IBB HBP BLK WP HR S P ERA WHIP	IP WLS BF H R ER SO BB IBB HBP BLK WP HR S P ERA WHIP	IP WLS BF H R ER SO BB IBB HBP BLK WP HR S P ERA WHIP	IP WLS BF H R ER SO BB IBB HBP BLK WP HR S P ERA WHIP	IP WLS BF H R ER SO BB IBB HBP BLK WP HR S P ERA WHIP	IP WLS BF H R ER SO BB IBB HBP BLK WP HR S P ERA WHIP	IP WLS BF H R ER SO BB IBB HBP BLK WP HR S P ERA WHIP			

**Chicago Cubs @ Seattle Mariners**  
Peoria Stadium, Peoria, AZ  
Thu Mar 19 2009, 4:05 PM EDT  
Att: 9,053 - Partly Cloudy - 84 F

AB 36  
R 2  
H 11  
RBI 2  
BB 2  
SO 10  
LOB 24

















Batter	1	2	3	4	5	6	7	8	9	AB	R	H	RBI	BB	SO	LOB	TOP					
2 Ryan Theriot, R OBP: 0.500, SLG: 0.523 59 Andrés Blanco, S OBP: 0.340, SLG: 0.409	4-0 FC4-6 BB		0-0 1B	0-0 1B	0-0 1B	0-0 1B	0-0 F8	0-0 F8	0-0 P3	3	2	3	2	1	0	0						
17 Mike Fontenot, L OBP: 0.410, SLG: 0.667 53 Esteban German, R OBP: 0.471, SLG: 0.308	0-0 FC4-6 BB		0-0 1B	0-0 1B	0-0 1B	0-0 1B	0-0 1B	0-0 1B	0-0 1B	4	2	2	1	0	0	3						
25 Derrek Lee, R OBP: 0.389, SLG: 0.371 15 Mark Johnson, L OBP: 0.333, SLG: 0.313	0-0 1B		0-0 1B		1-2 HR	0-0 1B	0-3 K	0-0 1B	0-0 1B	5	1	2	1	0	1	5						
6 Micah Hoffpauer, L OBP: 0.333, SLG: 0.543 66 Doug Deeds, L OBP: 0.275, SLG: 0.378	0-0 1B		0-3 K		0-0 2B	0-3 K	1-0 K	1-3 K		4	2	2	1	0	2	4						
13 Jake Fox, R OBP: 0.400, SLG: 0.633	0-3 K		0-0 1B		0-0 1B	0-0 1B	1-0 K	0-0 1B		5	2	3	3	0	1	3						
9 Reed Johnson, R OBP: 0.345, SLG: 0.491 78 Jonathan Mota, R OBP: 0.500, SLG: 1.000	0-0 1B			0-0 1B	0-0 1B	0-0 1B	0-0 1B	0-0 1B	0-0 1B	3	2	2	3	0	0	2						
73 Bobby Seales, S OBP: 0.391, SLG: 0.452		0-0 G5-3		0-0 1B	0-0 1B	0-0 1B	0-0 1B	0-0 1B	0-0 F9	6	2	2	3	0	0	2						
55 Koyie Hill, S OBP: 0.429, SLG: 0.538 Paul Bako, L OBP: 0.375, SLG: 0.500	0-3 K		0-3 K		0-0 1B	0-0 1B	0-0 1B	0-0 1B	0-0 HR	2	0	0	0	0	1	1						
99 So Taguchi, R OBP: 0.381, SLG: 0.353 27 Sam Fuld, L OBP: 0.364, SLG: 0.500	0-3 K		0-3 K		0-0 1B	0-0 1B	0-0 1B	0-0 1B	0-0 F8	2	1	1	0	1	1	0						
<b>Inning Stats</b>	R: 1 E: 0 K: 1 S: 7	H: 2 LOB: 2 BB: 1 P: 11	R: 0 E: 0 K: 2 S: 7	H: 0 LOB: 0 BB: 0 P: 7	R: 1 E: 0 K: 1 S: 7	H: 2 LOB: 1 BB: 0 P: 7	R: 1 E: 0 K: 0 S: 5	H: 2 LOB: 2 BB: 1 P: 9	R: 2 E: 0 K: 0 S: 7	H: 3 LOB: 0 BB: 0 P: 8	R: 7 E: 0 K: 1 S: 13	H: 8 LOB: 1 BB: 0 P: 13	R: 5 E: 0 K: 1 S: 9	H: 4 LOB: 1 BB: 0 P: 11	R: 2 E: 0 K: 1 S: 7	H: 2 LOB: 1 BB: 1 P: 12	R: 1 E: 0 K: 0 S: 4	H: 1 LOB: 0 BB: 0 P: 4	1B: 14 2B: 8 3B: 1 HR: 2	SF: 1 SAC: 0 DP: 1 HBP: 2	WP: 1 PB: 0 SB: 0 CS: 0	PA: 55
<b>PITCHER</b>	IP WLS BF H R ER SO BB IBB HBP BLK WP HR S P ERA WHIP	4.0 L 22 8 5 5 4 2 0 0 0 0 1 30 39 11.25 2.500	IP WLS BF H R ER SO BB IBB HBP BLK WP HR S P ERA WHIP	1.0 3 1 0 0 0 0 0 0 0 0 0 0 3 3 0.00 1.000	IP WLS BF H R ER SO BB IBB HBP BLK WP HR S P ERA WHIP	0.2 10 8 7 7 1 0 0 0 0 0 0 0 12 12 94.50 12.000	IP WLS BF H R ER SO BB IBB HBP BLK WP HR S P ERA WHIP	1.0 8 3 5 5 1 0 0 2 0 0 0 8 10 45.00 3.000	IP WLS BF H R ER SO BB IBB HBP BLK WP HR S P ERA WHIP	1.1 8 3 2 2 1 1 0 0 0 1 0 9 14 13.50 3.000	<b>PITCHER</b>	IP WLS BF H R ER SO BB IBB HBP BLK WP HR S P ERA WHIP	1.0 4 1 1 1 0 0 0 0 0 0 0 0 4 4 9.00 1.000	IP WLS BF H R ER SO BB IBB HBP BLK WP HR S P ERA WHIP	0.1 6 4 3 3 1 0 0 0 0 0 0 0 6 6 0.00 0.000	IP WLS BF H R ER SO BB IBB HBP BLK WP HR S P ERA WHIP	0.2 2 0 0 0 2 0 0 0 0 0 0 6 6 0.00 0.000	1B: 7 2B: 4 3B: 0 HR: 0	SF: 1 SAC: 0 DP: 1 HBP: 1	WP: 0 PB: 0 SB: 2 CS: 0	PA: 45	

Chicago Cubs @ Oakland Athletics  
Phoenix Municipal Stadium, Phoenix, AZ  
Mon Mar 23 2009, 4:05 PM EDT  
Att: 7,994 - Sunny - 64 F

AB 49  
R 20  
H 24  
RBI 19  
BB 3  
SO 7  
LOB 24



Batter	1	2	3	4	5	6	7	8	9	AB	R	H	RBI	BB	SO	LOB	BOTTOM			
11 Rajai Davis, R OBP: 0.407, SLG: 0.520 49 Todd Johnson, L	0-3 K		0-0 G6-3		0-0 1B	0-0 1B	0-0 1B	0-0 1B	0-0 1B	2	0	0	0	2	1	0				
1 Nomar Garciaparra, R OBP: 0.529, SLG: 0.600 2 Gregorio Petit, R OBP: 0.333, SLG: 0.391	0-0 F9			0-0 1B	0-0 1B	0-0 1B	0-0 1B	0-0 1B	0-0 1B	3	0	1	1	0	0	1				
16 Jason Giambi, L OBP: 0.325, SLG: 0.250 10 Daric Barton, L OBP: 0.444, SLG: 0.640	0-3 K			0-0 F8	0-0 K	0-0 K	0-0 P5	0-0 1B	0-0 1B	3	0	0	0	0	2	2				
5 Matt Holliday, R OBP: 0.381, SLG: 0.378 56 Cliff Pennington, S OBP: 0.404, SLG: 0.524	0-0 E3			0-0 HBP	0-0 1B	0-0 1B	0-0 1B	0-0 1B	0-0 1B	2	0	1	0	0	0	0				
32 Jack Cust, L OBP: 0.375, SLG: 0.486 19 Chris Denorfia, R OBP: 0.414, SLG: 0.423	0-0 1B			0-0 HBP	0-0 1B	0-0 1B	0-0 1B	0-0 1B	0-0 1B	2	0	2	0	1	0	0				
57 Aaron Cunningham, R OBP: 0.408, SLG: 0.590 6 Travis Buck, L OBP: 0.382, SLG: 0.521 66 Michael Affronti, R	0-3 K			0-0 K	0-0 K	0-0 K	0-0 K	0-0 1B	0-0 1B	2	0	0	0	0	2	5				
22 Jack Hannahan, L OBP: 0.400, SLG: 0.359	0-0 G4-6-3			0-0 K	0-0 K	0-0 K	0-0 K	0-0 1B	0-0 1B	3	0	0	0	2	1	6				
61 Joel Galarraga, R OBP: 0.385, SLG: 0.391 Anthony Recker, R			0-0 G6-3		0-0 K	0-0 K	0-0 K	0-0 K	0-0 K	2	0	0	1	0	1	0				
26 Corey Wimberly, S OBP: 0.286, SLG: 0.227 62 Gustavo Rosendo, R	0-0 G4-3			0-0 K	0-0 K	0-0 K	0-0 K	0-0 K	0-0 K	4	1	1	0	0	1	5				
<b>Inning Stats</b>	R: 0 E: 0 K: 2 S: 7	H: 0 LOB: 0 BB: 0 P: 7	R: 0 E: 0 K: 1 S: 6	H: 1 LOB: 0 BB: 0 P: 6	R: 0 E: 0 K: 0 S: 3	H: 0 LOB: 0 BB: 0 P: 3	R: 0 E: 0 K: 2 S: 8	H: 1 LOB: 3 BB: 1 P: 13	R: 1 E: 0 K: 0 S: 5	H: 1 LOB: 1 BB: 1 P: 9	R: 0 E: 0 K: 0 S: 8	H: 1 LOB: 2 BB: 1 P: 12	R: 0 E: 0 K: 1 S: 6	H: 1 LOB: 3 BB: 1 P: 10	R: 3 E: 0 K: 3 S: 13	H: 4 LOB: 2 BB: 1 P: 17	1B: 7 2B: 4 3B: 0 HR: 0	SF: 1 SAC: 0 DP: 1 HBP: 1	WP: 0 PB: 0 SB: 2 CS: 0	PA: 45
<b>PITCHER</b>	IP WLS BF H R ER SO BB IBB HBP BLK WP HR S P ERA WHIP	4.1 18 3 1 1 6 1 0 0 0 0 0 0 4 9 2.08 0.923	IP WLS BF H R ER SO BB IBB HBP BLK WP HR S P ERA WHIP	0.1 6 4 3 3 1 0 0 0 0 0 0 0 6 6 0.00 0.000	IP WLS BF H R ER SO BB IBB HBP BLK WP HR S P ERA WHIP	1.0 3 1 1 1 0 0 1 0 0 0 0 0 5 9 9.00 3.000	IP WLS BF H R ER SO BB IBB HBP BLK WP HR S P ERA WHIP	1.0 5 1 0 0 2 1 0 0 0 0 0 8 12 0.00 2.000	IP WLS BF H R ER SO BB IBB HBP BLK WP HR S P ERA WHIP	1.0 5 1 0 0 1 1 0 0 0 0 6 10 0.00 2.000	<b>PITCHER</b>	IP WLS BF H R ER SO BB IBB HBP BLK WP HR S P ERA WHIP	0.1 6 4 3 3 1 0 0 0 0 0 0 6 6 0.00 0.000	IP WLS BF H R ER SO BB IBB HBP BLK WP HR S P ERA WHIP	0.2 2 0 0 0 2 0 0 0 0 0 0 6 6 0.00 0.000	1B: 7 2B: 4 3B: 0 HR: 0	SF: 1 SAC: 0 DP: 1 HBP: 1	WP: 0 PB: 0 SB: 2 CS: 0	PA: 45	

Chicago Cubs @ Oakland Athletics  
Phoenix Municipal Stadium, Phoenix, AZ  
Mon Mar 23 2009, 4:05 PM EDT  
Att: 7,994 - Sunny - 64 F

AB 37  
R 5  
H 11  
RBI 5  
BB 6  
SO 13  
LOB 33





Batter	1	2	3	4	5	6	7	8	9	AB	R	H	RBI	BB	SO	LOB	TOP							
19 Ryan Spilborghs, R OBP: 0.469, SLG: 0.780 37 Ryan Speier, R (6, 1)	4-0 FC1-4 6 S BB	0-0 1-2 3-H 1B		0-0 G5-3		0-0 1-2 2-H 1B		0-0 P3		3	0	2	2	1	0	1	<b>Colorado Rockies @ Chicago Cubs</b> Hohokam Park, Mesa, AZ Tue Mar 24 2009, 4:05 PM EDT Att: 13,289 - Sunny - 69 F							
6 Omar Quintanilla, L OBP: 0.366, SLG: 0.455 Mike McCoy, R OBP: 0.190, SLG: 0.500	1-0 FC1-6-5 1-3	0-0 F8			0-0 G4-3	0-0 F8		4-0 24 S BB		4	0	0	0	0	0	5								
7 Seth Smith, L OBP: 0.375, SLG: 0.500 41 Alan Embree, L (5, 1)	0-2 K		0-0 G3		0-0 G4-3		0-0 20 S 14 G6-3 20 1B	1-0 F7		3	0	0	0	0	1	1								
24 Dexter Fowler, S OBP: 0.367, SLG: 0.432																								
14 Matt Murton, R OBP: 0.375, SLG: 0.500 72 Chris Frey, L OBP: 0.222, SLG: 0.125	0-0 F9		0-0 P4		0-3 K		0-0 G6-3		1-0 S HBP	4	0	0	0	0	1	2								
20 Chris Iannetta, R OBP: 0.444, SLG: 0.500 22 Tomas Perez, S (7, 4)		0-0 G1-3	0-0 F9			0-0 40 BB 62 1B	1-0 40 HR 1B		0-0 F9	4	2	2	1	0	0	0								
40 Daniel Ortmeier, S OBP: 0.375, SLG: 0.548		4-0 12 S 12 1B BB		0-0 G3-1		4-0 62 1B 19 1B BB	1-2 HR		0-0 F7	3	3	1	2	2	0	1								
12 Clint Barmes, R OBP: 0.298, SLG: 0.444 Edgmer Escalona, R (7, 1)	1-0 23 S 62 S 19 1B 1B			4-0 62 2B BB		0-0 F4	0-0 G6-3		1-3 K	3	2	1	1	1	0	2								
32 Glendon Rusch, L (8, 1)																								
Mark Bellhorn, S OBP: 0.333, SLG: 0.667 (9, PH)		0-3 K		0-0 23 SH1-3 1-H 2B		0-0 19 1B 1B		0-0 L8		4	0	2	2	0	1	1								
62 Christian Colonel, R OBP: 0.314, SLG: 0.378 (1, 5)		1-2 K																						
23 Greg Smith, L (1, 1)		0-0 E4 19 1B		0-0 SH1-3		0-0 F6		0-0 L9		1	0	0	0	0	0	1								
60 Manny Corpas, R (4, 1)										0	0	0	0	0	0	0								
9 Ian Stewart, L OBP: 0.349, SLG: 0.590 (5, 7)										2	0	0	0	0	0	2								
<b>Inning Stats</b>	R: 0 E: 0 K: 1 S: 5	H: 0 LOB: 1 BB: 1 P: 10	R: 2 E: 1 K: 1 S: 8	H: 2 LOB: 2 BB: 1 P: 13	R: 0 E: 0 K: 0 S: 3	H: 0 LOB: 0 BB: 0 P: 3	R: 1 E: 0 K: 0 S: 4	H: 1 LOB: 1 BB: 1 P: 8	R: 0 E: 0 K: 1 S: 5	H: 0 LOB: 0 BB: 0 P: 5	R: 2 E: 0 K: 0 S: 6	H: 3 LOB: 2 BB: 1 P: 10	R: 3 E: 0 K: 0 S: 8	H: 3 LOB: 0 BB: 0 P: 10	R: 0 E: 0 K: 1 S: 3	H: 0 LOB: 1 BB: 0 P: 7		R: 0 E: 0 K: 1 S: 5	H: 0 LOB: 1 BB: 0 P: 8	R: 0 E: 0 K: 1 S: 5	H: 0 LOB: 1 BB: 0 P: 7	1B: 7 2B: 1 3B: 0 HR: 1	SF: 0 SAC: 1 DP: 0 HBP: 1	WP: 0 PA: 43 PB: 0 SB: 6 CS: 0
<b>PITCHER</b>	IP WLS BF H R ER SO BB IBB HBP BLK WP HR S P ERA WHIP	2.0 11 2 2 1 2 2 0 0 0 0 0 0 13 23 4.50 2.000	0.2 0 0 0 0 0 0 0 0 0 0 0 0 2 2 0.00 0.000	0.1 W 1 0 0 0 0 0 0 0 0 0 0 1 1 0.00 0.000	2.0 H 8 1 1 1 1 1 0 0 0 0 9 13 4.50 1.000	1.0 7 3 2 2 0 1 0 0 0 0 0 6 10 18.00 4.000	1.0 6 3 3 3 0 0 0 0 0 0 0 0 1 8 10 27.00 3.000	1.0 H 4 0 0 0 0 1 0 0 0 0 0 3 8 0.00 1.000	1.0 S 4 0 0 0 0 1 0 0 0 1 0 0 5 7 0.00 0.000															

AB	36
R	8
H	9
RBI	8
BB	5
SO	4
LOB	19



Batter	1	2	3	4	5	6	7	8	9	AB	R	H	RBI	BB	SO	LOB	BOTTOM						
12 Alfonso Soriano, R OBP: 0.397, SLG: 0.627 6 Micah Hoffpauir, L OBP: 0.342, SLG: 0.563	0-0 1B	4-0 1-2 BB		4-0 2 CS BB	0-0 1-H 3-H 2B		0-0 2B			2	0	2	2	2	0	0	<b>Colorado Rockies @ Chicago Cubs</b> Hohokam Park, Mesa, AZ Tue Mar 24 2009, 4:05 PM EDT Att: 13,289 - Sunny - 69 F						
2 Ryan Theriot, R OBP: 0.500, SLG: 0.532 59 Andrés Blanco, S OBP: 0.333, SLG: 0.400	0-0 25 1B 2B	0-0 F8		4-0 25 BB BB	0-0 G6-3		0-3 K2-3			3	1	1	0	1	0	3							
25 Derek Lee, R OBP: 0.306, SLG: 0.398 29 Jeff Samardzija, R (8, 1)	0-0 21 1B 16 SF8 1B		0-0 F8	4-0 1-2 BB	0-0 F9		0-3 K2-3			3	1	1	1	1	0	1							
32 Mike Stanton, L ERA: 6.75 54 David Patton, R ERA: 9.53 44 Chad Fox, R ERA: 1.93																							
21 Milton Bradley, S OBP: 0.500, SLG: 0.800 4 Joey Gathright, L OBP: 0.353, SLG: 0.275	0-0 1-3 1B		1-0 HR	0-0 F8		0-0 16 G6-3 9 3B 2B		0-0 94 G6-4-3 1B		4	1	3	1	0	0	2							
16 Aramis Ramirez, R OBP: 0.386, SLG: 0.526 94 Nate Samson, R (7, 4)	0-0 SF8		0-0 G6-3	0-3 K		0-0 G6-3		0-0 G6-4-3		3	0	0	1	0	1	3							
9 Reed Johnson, R OBP: 0.367, SLG: 0.518	0-0 G3		0-0 E6 18 2B		4-0 18 BB 99 1B BB		0-0 18 SF9 3B		4-0 BB	3	3	1	1	2	0	1							
18 Geovany Soto, R OBP: 0.533, SLG: 0.444 15 Mark Johnson, L OBP: 0.316, SLG: 0.294		0-3 K	0-0 1-H 2B		4-0 99 1B 12 2B BB		0-0 SF9		0-0 F8	2	1	1	2	1	1	0							
7 Aaron Miles, S OBP: 0.340, SLG: 0.319 36 Randy Wells, R (4, 1)		0-0 L8		4-0 BB		0-0 12 2B 1B		0-0 G4-3		1	0	0	0	1	0	0							
99 So Taguchi, R OBP: 0.386, SLG: 0.361 (6, 7)																							
Chad Gaudin, R ERA: 10.03 48 Neal Cotts, L ERA: 3.52 63 Kevin Gregg, R ERA: 3.12 53 Estaban German, R OBP: 0.450, SLG: 0.290																							
<b>Inning Stats</b>	R: 2 E: 0 K: 0 S: 6	H: 4 LOB: 1 BB: 0 P: 6	R: 0 E: 0 K: 1 S: 6	H: 1 LOB: 1 BB: 1 P: 10	R: 2 E: 1 K: 1 S: 8	H: 2 LOB: 2 BB: 1 P: 13	R: 0 E: 0 K: 1 S: 4	H: 0 LOB: 2 BB: 3 P: 16	R: 3 E: 0 K: 0 S: 5	H: 2 LOB: 1 BB: 2 P: 13	R: 2 E: 0 K: 2 S: 5	H: 2 LOB: 1 BB: 0 P: 5	R: 0 E: 0 K: 2 S: 8	H: 1 LOB: 1 BB: 0 P: 8	R: 0 E: 0 K: 0 S: 3	H: 1 LOB: 1 BB: 1 P: 7		R: 0 E: 0 K: 1 S: 5	H: 1 LOB: 1 BB: 1 P: 7	1B: 6 2B: 5 3B: 1 HR: 1	SF: 2 SAC: 0 DP: 1 HBP: 0	WP: 0 PA: 43 PB: 0 SB: 0 CS: 1	
<b>PITCHER</b>	IP WLS BF H R ER SO BB IBB HBP BLK WP HR S P ERA WHIP	3.0 L 18 7 4 3 2 2 0 0 0 0 0 4 16 9.00 3.000	1.0 5 0 0 0 0 1 3 0 0 0 0 0 4 16 0.00 3.000	1.0 7 2 3 3 0 2 0 0 0 0 0 5 13 27.00 4.000	1.0 5 2 2 2 0 0 0 0 0 0 0 5 5 18.00 2.000	1.0 4 1 0 0 0 2 0 0 0 0 0 8 8 0.00 1.000	1.0 6 3 3 3 0 0 0 0 0 0 0 1 8 10 27.00 3.000	1.0 H 4 0 0 0 0 1 0 0 0 0 3 8 0.00 1.000	1.0 S 4 0 0 0 0 1 0 0 0 1 0 0 5 7 0.00 0.000														

AB	33
R	9
H	13
RBI	9
BB	8
SO	5
LOB	19





Batter	1	2	3	4	5	6	7	8	9	AB	R	H	RBI	BB	SO	LOB	TOP			
12 Alfonso Soriano, R OBP: 0.393, SLG: 0.611 53 Esteban German, R OBP: 0.381, SLG: 0.235										3	0	1	1	0	2	0	<b>Chicago Cubs @ San Francisco Giants</b> Scottsdale Stadium, Scottsdale, AZ Thu Mar 26 2009, 10:35 PM EDT Att: 11,999 - Partly Cloudy - 73 F  <b>AB</b> 27 <b>R</b> 3 <b>H</b> 8 <b>RBI</b> 3 <b>BB</b> 2 <b>SO</b> 8 <b>LOB</b> 13  			
17 Mike Fontenot, L OBP: 0.385, SLG: 0.623										4	0	0	0	0	3	3				
25 Derrek Lee, R OBP: 0.311, SLG: 0.366 4 Joey Gathright, L OBP: 0.383, SLG: 0.275										3	0	1	1	0	1	0				
21 Milton Bradley, S OBP: 0.543, SLG: 0.906 6 Micah Hoffpauir, L OBP: 0.342, SLG: 0.563										2	1	2	1	1	0	0				
16 Aramis Ramirez, R OBP: 0.383, SLG: 0.512 49 Carlos Marmol, R OBP: 0.383, SLG: 0.512 47 Aaron Heilman, R OBP: 0.383, SLG: 0.512										3	0	1	0	0	0	3				
9 Read Johnson, R OBP: 0.365, SLG: 0.508 65 Josh Harrison, R OBP: 0.365, SLG: 0.508										3	0	1	0	0	0	2				
18 Geovany Soto, R OBP: 0.500, SLG: 0.417 15 Mark Johnson, L OBP: 0.316, SLG: 0.294										3	1	1	0	0	0	1				
2 Ryan Theriot, R OBP: 0.492, SLG: 0.520 59 Andrés Blanco, S OBP: 0.353, SLG: 0.400										3	1	1	0	0	1	1				
45 Sean Marshall, L OBP: 0.391, SLG: 0.351 99 So Taguchi, R OBP: 0.391, SLG: 0.351										1	0	0	0	0	1	0				
<b>Inning Stats</b>	R: 0 E: 0 K: 3 S: 9	H: 0 LOB: 0 BB: 0 P: 9	R: 1 E: 0 K: 0 S: 4	H: 1 LOB: 0 BB: 0 P: 4	R: 0 E: 0 K: 2 S: 7	H: 0 LOB: 0 BB: 0 P: 7	R: 0 E: 0 K: 1 S: 7	H: 2 LOB: 2 BB: 0 P: 7	R: 2 E: 0 K: 1 S: 5	H: 4 LOB: 3 BB: 1 P: 13	R: 0 E: 0 K: 1 S: 5	H: 1 LOB: 1 BB: 0 P: 5	R: 0 E: 0 K: 0 S: 2	H: 0 LOB: 0 BB: 1 P: 6	1B: 7 2B: 1 3B: 0 HR: 1	SF: 0 SAC: 0 DP: 2 HBP: 0		WP: 0 PB: 0 SB: 0 CS: 1	PA: 29	
<b>PITCHER</b>	IP WLS BF H R ER SO BB IBB HBP BLK WP HR S P ERA WHIP	5.0 W 23 7 3 3 7 1 0 0 0 0 1 36 40 5.40 1.600	2.0 S 6 1 0 0 1 1 0 0 0 0 0 0 7 11 0.00 1.000																	


Batter	1	2	3	4	5	6	7	8	9	AB	R	H	RBI	BB	SO	LOB	BOTTOM			
2 Randy Winn, S OBP: 0.254, SLG: 0.291 21 John Bowker, L OBP: 0.306, SLG: 0.364										3	0	0	0	1	0	3	<b>Chicago Cubs @ San Francisco Giants</b> Scottsdale Stadium, Scottsdale, AZ Thu Mar 26 2009, 10:35 PM EDT Att: 11,999 - Partly Cloudy - 73 F  <b>AB</b> 25 <b>R</b> 5 <b>H</b> 8 <b>RBI</b> 5 <b>BB</b> 6 <b>SO</b> 5 <b>LOB</b> 22  			
16 Edgar Renteria, R OBP: 0.254, SLG: 0.304 19 Kevin Frandsen, R OBP: 0.382, SLG: 0.452										2	0	0	0	2	1	1				
14 Fred Lewis, L OBP: 0.434, SLG: 0.660 8 Eugenio Velez, S OBP: 0.338, SLG: 0.491										2	2	2	1	1	0	0				
1 Bengie Molina, R OBP: 0.259, SLG: 0.358 20 Steve Holm, R OBP: 0.313, SLG: 0.310										4	0	0	0	0	1	6				
48 Pablo Sandoval, S OBP: 0.466, SLG: 0.679 23 Juan Uribe, R OBP: 0.260, SLG: 0.400										4	2	2	2	0	2	5				
33 Aaron Rowand, R OBP: 0.286, SLG: 0.442 Luis Perdomo, R OBP: 0.449, SLG: 0.492										1	0	1	1	2	0	0				
10 Travis Ishikawa, L OBP: 0.365, SLG: 0.633										3	0	1	1	0	1	2				
7 Emmanuel Burriss, S OBP: 0.449, SLG: 0.492										3	0	1	0	0	0	3				
75 Barry Zito, L OBP: 0.491, SLG: 0.592										2	0	0	0	0	0	2				
<b>Inning Stats</b>	R: 0 E: 0 K: 1 S: 5	H: 0 LOB: 2 BB: 2 P: 13	R: 0 E: 0 K: 0 S: 4	H: 1 LOB: 1 BB: 1 P: 8	R: 2 E: 0 K: 1 S: 8	H: 3 LOB: 2 BB: 1 P: 12	R: 0 E: 0 K: 0 S: 2	H: 0 LOB: 1 BB: 1 P: 6	R: 2 E: 0 K: 1 S: 7	H: 2 LOB: 1 BB: 1 P: 9	R: 1 E: 1 K: 2 S: 9	H: 2 LOB: 3 BB: 1 P: 14	1B: 5 2B: 3 3B: 0 HR: 0	SF: 0 SAC: 0 DP: 0 HBP: 1	WP: 1 PB: 0 SB: 0 CS: 1	PA: 32				
<b>PITCHER</b>	IP WLS BF H R ER SO BB IBB HBP BLK WP HR S P ERA WHIP	4.0 L 6 2 2 2 1 0 0 1 0 0 0 7 9 18.00 2.000	1.0 6 2 1 1 2 1 0 0 0 1 0 9 14 9.00 3.000																	



Batter	1	2	3	4	5	6	7	8	9	AB	R	H	RBI	BB	SO	LOB	TOP										
7 Jerry Owens, L OBP: 0.348, SLG: 0.263	F7		L9				1B		2B	5	0	3	1	0	0	1											
17 Chris Getz, L OBP: 0.379, SLG: 0.423	G4-3		P4				F7		L9	3	0	0	0	0	0	2											
18 Brent Lillibridge, R OBP: 0.233, SLG: 0.254										2	0	0	0	0	1	2											
20 Carlos Quentin, R OBP: 0.318, SLG: 0.450	1B									4	1	2	0	0	1	2											
23 Jermaine Dye, R OBP: 0.274, SLG: 0.291										2	1	0	0	1	0	2											
26 Octavio Dotel, R										0	0	0	0	0	0	0											
45 Bobby Jenks, R										0	0	0	0	0	0	0											
88 Miguel Negron, L OBP: 0.167, SLG: 0.167										1	0	0	0	0	1	0											
12 A.J. Pierzynski, L OBP: 0.319, SLG: 0.356										3	0	0	0	0	0	2											
55 Donny Lucy, R OBP: 0.167, SLG: 0.333										1	0	0	0	0	0	0											
10 Alexei Ramirez, R OBP: 0.298, SLG: 0.389										4	0	0	0	0	1	2											
93 Justin Cassel, R										0	0	0	0	0	0	0											
74 Josh Kroeger, L OBP: 0.339, SLG: 0.431										3	0	0	0	1	1	0											
7 Josh Fields, R OBP: 0.491, SLG: 0.740										4	1	3	2	0	0	0											
54 Clayton Richard, L D.J. Carrasco, R										0	0	0	0	0	0	0											
15 Wilson Betemit, S OBP: 0.277, SLG: 0.309										1	0	0	0	0	1	1											
67 Randy Williams, L										1	0	0	0	0	0	0											
32 Brian Anderson, R OBP: 0.266, SLG: 0.399										1	1	1	1	0	0	0											
Eduardo Escobar, S										1	0	0	0	0	1	1											
<b>Inning Stats</b>	R: 0 E: 0 K: 0 S: 4	H: 1 LOB: 1 BB: 0 P: 4	R: 0 E: 0 K: 1 S: 5	H: 0 LOB: 0 BB: 0 P: 5	R: 0 E: 0 K: 1 S: 6	H: 1 LOB: 1 BB: 0 P: 6	R: 2 E: 0 K: 1 S: 7	H: 2 LOB: 2 BB: 2 P: 15	R: 0 E: 0 K: 0 S: 4	H: 0 LOB: 1 BB: 0 P: 5	R: 1 E: 0 K: 2 S: 10	H: 2 LOB: 1 BB: 0 P: 13	R: 0 E: 0 K: 1 S: 5	H: 0 LOB: 0 BB: 0 P: 5	R: 1 E: 0 K: 2 S: 9	H: 2 LOB: 1 BB: 0 P: 9	1B: 5 2B: 3 3B: 0 HR: 1	SF: 0 SAC: 0 DP: 0 HBP: 0	WP: 0 PB: 1 SB: 0 CS: 0	PA: 38							
<b>PITCHER</b>	IP	WLS	BF	H	R	ER	SO	BB	IBB	HBP	BLK	WP	HR	S	P	ERA	WHIP										
38 Carlos Zambrano, R ERA: 3.27	6.0	W	25	5	2	2	3	2	0	0	0	0	0	29	38	3.00	1.167										
37 Angel Guzman, R ERA: 9.0	1.0		5	2	1	1	2	0	0	0	0	0	1	10	13	9.00	2.000										
51 Luis Vizcaino, R ERA: 3.24	1.0		3	0	0	0	1	0	0	0	0	0	0	5	5	0.00	0.000										
32 Mike Stanton, L ERA: 6.48	0.1		1	0	0	0	1	0	0	0	0	0	0	3	3	0.00	0.000										
44 Chad Fox, R ERA: 2.7	0.2		4	2	1	1	1	0	0	0	0	0	0	6	6	13.50	3.000										

Chicago White Sox @ Chicago Cubs  
Hohokam Park, Mesa, AZ  
Fri Mar 27 2009, 4:05 PM EDT  
Att: 13,327 - Sunny - 60 F


AB 36  
R 4  
H 9  
RBI 4  
BB 2  
SO 8  
LOB 17



Batter	1	2	3	4	5	6	7	8	9	AB	R	H	RBI	BB	SO	LOB	BOTTOM										
12 Alfonso Soriano, R OBP: 0.400, SLG: 0.621			G3-6-1							4	1	2	1	0	1	1											
56 Brad Snyder, L OBP: 0.385, SLG: 0.636										1	0	0	0	0	1	1											
1 Kosuke Fukudome, L OBP: 0.250, SLG: 0.250										4	1	1	0	0	1	1											
4 Joey Gathright, L OBP: 0.375, SLG: 0.268										1	0	0	0	0	0	1											
25 Derrek Lee, R OBP: 0.327, SLG: 0.490										4	1	2	1	0	1	0											
6 Micah Hoffpauir, L OBP: 0.342, SLG: 0.563										0	0	0	0	0	0	0											
21 Milton Bradley, S OBP: 0.564, SLG: 0.882										2	0	1	0	2	1	0											
51 Luis Vizcaino, R										0	0	0	0	0	0	0											
32 Mike Stanton, L										0	0	0	0	0	0	0											
44 Chad Fox, R										0	0	0	0	0	0	0											
16 Aramis Ramirez, R OBP: 0.353, SLG: 0.467										4	1	0	1	0	1	5											
53 Esteban German, R OBP: 0.381, SLG: 0.235										0	0	0	0	0	0	0											
7 Aaron Miles, S OBP: 0.398, SLG: 0.353										4	2	3	1	0	1	1											
59 Andrés Blanco, S OBP: 0.333, SLG: 0.400										0	0	0	0	0	0	0											
2 Ryan Theriot, R OBP: 0.492, SLG: 0.509										3	2	1	0	1	0	2											
55 Koyie Hill, S OBP: 0.444, SLG: 0.561										2	1	1	2	1	0	1											
Paul Bako, L OBP: 0.382, SLG: 0.500										1	0	0	0	0	0	0											
38 Carlos Zambrano, S OBP: 0.444, SLG: 1.000										3	0	0	2	0	0	3											
37 Angel Guzman, R OBP: 1.000, SLG: 1.000										0	0	0	0	0	0	0											
99 So Taguchi, R OBP: 0.304, SLG: 0.368										1	0	1	0	0	0	0											
<b>Inning Stats</b>	R: 7 E: 0 K: 1 S: 11	H: 6 LOB: 1 BB: 2 P: 19	R: 0 E: 0 K: 3 S: 9	H: 0 LOB: 0 BB: 0 P: 9	R: 2 E: 1 K: 0 S: 4	H: 2 LOB: 0 BB: 1 P: 8	R: 0 E: 0 K: 0 S: 3	H: 1 LOB: 1 BB: 1 P: 7	R: 0 E: 0 K: 0 S: 4	H: 1 LOB: 1 BB: 0 P: 4	R: 0 E: 0 K: 1 S: 5	H: 0 LOB: 0 BB: 0 P: 5	R: 0 E: 1 K: 1 S: 6	H: 1 LOB: 1 BB: 0 P: 6	R: 0 E: 0 K: 1 S: 6	H: 1 LOB: 1 BB: 0 P: 6	1B: 9 2B: 3 3B: 0 HR: 0	SF: 0 SAC: 0 DP: 2 HBP: 0	WP: 0 PB: 0 SB: 0 CS: 0	PA: 38							
<b>PITCHER</b>	IP	WLS	BF	H	R	ER	SO	BB	IBB	HBP	BLK	WP	HR	S	P	ERA	WHIP										
54 Clayton Richard, L ERA: 7.89	0.1	L	8	5	7	7	0	2	0	0	0	0	0	6	14	189.00	21.000										
D.J. Carrasco, R ERA: 4.3	2.2		11	3	2	1	4	1	0	0	0	0	0	18	22	3.38	1.500										
67 Randy Williams, L ERA: 0.73	2.0		8	2	0	0	0	1	0	0	0	0	0	7	11	0.00	1.500										
26 Octavio Dotel, R ERA: 7.0	1.0		3	0	0	0	1	0	0	0	0	0	0	5	5	0.00	0.000										
45 Bobby Jenks, R ERA:	1.0		4	1	0	0	1	0	0	0	0	0	0	6	6	0.00	1.000										

Chicago White Sox @ Chicago Cubs  
Hohokam Park, Mesa, AZ  
Fri Mar 27 2009, 4:05 PM EDT  
Att: 13,327 - Sunny - 60 F

AB 34  
R 9  
H 12  
RBI 8  
BB 4  
SO 7  
LOB 16





Batter	1	2	3	4	5	6	7	8	9	AB	R	H	RBI	BB	SO	LOB	TOP										
7 Aaron Miles, S OBP: 0.387, SLG: 0.375 Marwin Gonzalez, S (8, 4)	0-0 17 BB 9 HBP 1 BB 1B	0-3 K	0-0 1-2	0-0 6 HR 1B	0-0 1 G3 1B		0-0 G4-3			5	2	3	1	0	1	1											
1 Kosuke Fukudome, L OBP: 0.333, SLG: 0.143 99 So Taguchi, R OBP: 0.304, SLG: 0.368	4-0 9 HBP 17 BB BB	0-0 P5		4-0 6 HR BB	0-0 G3			0-0 G1-3		3	1	0	0	2	0	2											
6 Micah Hoffpauir, L OBP: 0.345, SLG: 0.605	0-0 F8		0-0 18 BB 17 SF7 2B	0-0 HR	0-0 G3-1			0-0 F9		5	2	2	3	0	0	3											
18 Geovany Soto, R OBP: 0.500, SLG: 0.500 Paul Bako, L OBP: 0.400, SLG: 0.515	0-3 K		0-0 9 WP 2-3 1B	0-0 9 BB 2B		0-3 K		0-0 1B		4	0	2	0	0	2	2											
17 Mike Fontenot, L OBP: 0.386, SLG: 0.603 36 Randy Wells, R OBP: 0.386, SLG: 0.603 22 Kevin Hart, R (8, 1)	4-0 9 HBP 1-2 2-3 BB		0-0 SF7	4-0 9 BB BB		0-0 P5		0-3 K		2	0	0	1	2	1	1											
9 Read Johnson, R OBP: 0.382, SLG: 0.492	1-0 1-2 2-3 3-H HBP		1-0 G6-3	4-0 59 FC4 1-2 2-3 BB		4-0 BB				2	0	0	1	2	0	1											
59 Andrés Blanco, S OBP: 0.321, SLG: 0.367	0-0 G1		0-0 F9	0-0 FC4 1-2		0-0 P5			1-0 F8	4	0	0	0	0	0	8											
4 Joey Gathright, L OBP: 0.356, SLG: 0.244		4-0 7 S BB		0-0 G6-3	0-3 K		0-0 G4-3		0-3 K	4	0	0	0	1	2	1											
46 Ryan Dempster, R OBP: 0.333, SLG: 0.667 56 Brad Snyder, L OBP: 0.370, SLG: 0.609 29 Jeff Samardzija, R (7, 1) 53 Esteban German, R OBP: 0.364, SLG: 0.222		0-3 K		0-0 L4	0-0 7 BB 1B		0-0 G3		2-2 F9	3	1	1	0	0	1	1											
<b>Inning Stats</b>	R: 1 E: 0 K: 1 S: 6	H: 1 LOB: 3 BB: 2 P: 15	R: 0 E: 0 K: 2 S: 7	H: 0 LOB: 1 BB: 1 P: 11	R: 1 E: 0 K: 0 S: 5	H: 2 LOB: 1 BB: 0 P: 6	R: 3 E: 0 K: 0 S: 6	H: 3 LOB: 3 BB: 3 P: 18	R: 1 E: 0 K: 1 S: 7	H: 2 LOB: 1 BB: 1 P: 7	R: 0 E: 0 K: 1 S: 5	H: 0 LOB: 1 BB: 1 P: 9	R: 0 E: 0 K: 0 S: 3	H: 0 LOB: 0 BB: 0 P: 3	R: 0 E: 0 K: 1 S: 6	H: 1 LOB: 1 BB: 0 P: 6	R: 0 E: 0 K: 1 S: 7	H: 0 LOB: 1 BB: 0 P: 10	1B: 5 2B: 2 3B: 1 HR: 1	SF: 1 SAC: 0 DP: 0 HBP: 2	WP: 1 PB: 0 SB: 2 CS: 0	PA: 45					
<b>PITCHER</b>	IP	WLS	BF	H	R	ER	SO	BB	IBB	HBP	BLK	WP	HR	S	P	ERA	WHIP	<b>PITCHER</b>									
38 Ubaldo Jiménez, R ERA: 7.32	4.0		25	6	5	5	3	6	0	1	0	1	1	24	50	11.25	3.000										
46 Franklin Nunez, R ERA: 5.4	0.2		4	2	1	1	1	0	0	0	0	0	0	6	6	13.50	3.000										
32 Glendon Rusch, L ERA:	1.1		5	0	0	0	1	1	0	0	0	0	0	6	10	0.00	0.750										
49 Jason Grilli, R ERA: 7.11	2.0	W	7	1	0	0	1	0	0	0	0	0	0	9	9	0.00	0.500										
16 Huston Street, R ERA: 5.79	1.0		4	0	0	0	1	0	0	1	0	0	0	7	10	0.00	0.000										
<b>Batter</b>	<b>1</b>	<b>2</b>	<b>3</b>	<b>4</b>	<b>5</b>	<b>6</b>	<b>7</b>	<b>8</b>	<b>9</b>	<b>AB</b>	<b>R</b>	<b>H</b>	<b>RBI</b>	<b>BB</b>	<b>SO</b>	<b>LOB</b>	<b>BOTTOM</b>										
19 Ryan Spilborghs, R OBP: 0.456, SLG: 0.813	4-0 7 S 2B BB	1-0 G3		0-3 K			0-0 G6-3	0-0 1-1 2-H 2-H 3B		4	1	1	2	1	1	3											
7 Seth Smith, L OBP: 0.388, SLG: 0.560 16 Huston Street, R (9, 1)	1-0 1-1 17 BB 1B		0-0 F9		0-3 K			0-0 F8		5	2	2	1	0	1	1											
17 Todd Helton, L OBP: 0.512, SLG: 0.931 62 Christian Colonel, R OBP: 0.322, SLG: 0.442	0-0 2-H 1B		0-0 1B		0-0 P6			0-0 14 G5-3 10 BB 2 FC5-2 1B		3	0	2	1	0	0	0											
27 Garrett Atkins, R OBP: 0.450, SLG: 0.684 10 Jeff Baker, R OBP: 0.394, SLG: 0.656	3-2 HR		0-3 K		0-0 L6			0-0 2 FC5-2 14 G5-3 20 HR 1B		3	1	1	1	0	1	0											
9 Ian Stewart, L OBP: 0.400, SLG: 0.674 49 Jason Grilli, R (7, 1)	0-0 F9			4-0 2 SH5-3 20 BB 1B		0-0 2 F9-5 2B		0-0 G5-3		2	1	1	0	1	0	0											
14 Matt Murton, R OBP: 0.362, SLG: 0.453 22 Scott Podsednik, L OBP: 0.352, SLG: 0.279				0-1 SH5-3		0-0 F9-5		0-0 FC5-2 20 HR		1	0	0	0	0	0	0											
2 Troy Tulowitzki, R OBP: 0.277, SLG: 0.364	0-3 K			0-0 SH5-3		0-0 F9		0-0 FC5-2 20 HR		3	1	0	0	0	1	3											
20 Chris Iannetta, R OBP: 0.565, SLG: 0.667		0-0 G6-3		0-0 12 CS 1B		0-0 F9		0-0 1-2 2-3 3-H HR		4	1	2	4	0	0	0											
12 Clint Barmes, R OBP: 0.327, SLG: 0.453		0-0 19 S 38 SH3-4 1B		0-0 40 WP 1B		0-0 F9		0-0 1-1 1B		4	1	3	0	0	0	0											
38 Ubaldo Jiménez, R (1, 1) 40 Daniel Ortmeier, S OBP: 0.407, SLG: 0.587 46 Franklin Nunez, R (5, 1) 32 Glendon Rusch, L (5, 1) 24 Dexter Fowler, S OBP: 0.395, SLG: 0.411		0-0 SH3-4		4-0 1B		0-0 G4-3		0-0 1-2 1B		0	0	0	0	0	0	0											
<b>Inning Stats</b>	R: 3 E: 0 K: 1 S: 9	H: 3 LOB: 0 BB: 1 P: 17	R: 0 E: 0 K: 0 S: 4	H: 1 LOB: 1 BB: 0 P: 5	R: 0 E: 0 K: 1 S: 5	H: 1 LOB: 0 BB: 0 P: 5	R: 1 E: 0 K: 1 S: 7	H: 2 LOB: 2 BB: 2 P: 16	R: 0 E: 0 K: 1 S: 5	H: 0 LOB: 0 BB: 0 P: 5	R: 0 E: 0 K: 0 S: 3	H: 1 LOB: 0 BB: 0 P: 3	R: 0 E: 0 K: 0 S: 3	H: 0 LOB: 0 BB: 0 P: 3	R: 6 E: 0 K: 0 S: 12	H: 7 LOB: 1 BB: 0 P: 16	1B: 9 2B: 3 3B: 2 HR: 2	SF: 0 SAC: 2 DP: 1 HBP: 0	WP: 1 PB: 0 SB: 3 CS: 1	PA: 38							
<b>PITCHER</b>	IP	WLS	BF	H	R	ER	SO	BB	IBB	HBP	BLK	WP	HR	S	P	ERA	WHIP	<b>PITCHER</b>									
46 Ryan Dempster, R ERA: 2.7	6.0		25	8	4	4	4	3	0	0	0	0	0	33	51	6.00	1.833										
29 Jeff Samardzija, R ERA: 9.0	1.0	H	3	0	0	0	0	0	0	0	0	0	0	3	3	0.00	0.000										
36 Randy Wells, R ERA: 7.71	0.2	L	7	5	5	5	0	0	0	0	0	0	1	9	13	67.50	7.500										
22 Kevin Hart, R ERA: 6.75	0.1		3	2	1	1	0	0	0	0	0	0	0	3	3	27.00	6.000										

Chicago Cubs @ Colorado Rockies  
US West Sports Complex, Hi Corbett Field, Tucson, AZ  
Sat Mar 28 2009, 4:10 PM EDT  
Att: 8,622 - Sunny - 72 F

AB	35
R	6
H	9
RBI	6
BB	7
SO	7
LOB	21



Chicago Cubs @ Colorado Rockies  
US West Sports Complex, Hi Corbett Field, Tucson, AZ  
Sat Mar 28 2009, 4:10 PM EDT  
Att: 8,622 - Sunny - 72 F

AB	33
R	10
H	15
RBI	10
BB	3
SO	4
LOB	9

















Batter	1	2	3	4	5	6	7	8	9	AB	R	H	RBI	BB	SO	LOB	TOP										
12 Alfonso Soriano, R (1.7) OBP: 0.346, SLG: 0.527 Brandon Guver, R (6.9) OBP: 0.333, SLG: 1.000	F8			F9		F8				4	1	2	0	0	0	0	<b>Chicago Cubs @ Oakland Athletics</b> Phoenix Municipal Stadium, Phoenix, AZ Wed Apr 01 2009, 4:05 PM EDT Att: 4,137 - Sunny - 71 F										
7 Aaron Miles, S (1.4) OBP: 0.392, SLG: 0.433	G4-3		SH1-3	G6-3		F8				3	0	0	0	1	0												
25 Derrek Lee, R (1.3) OBP: 0.373, SLG: 0.473 60 Starlin Castro, R (7.6)				F8			G4-3	G6-4-3		4	1	2	1	0	0												
21 Milton Bradley, S (1.9) OBP: 0.569, SLG: 0.886 75 Ty Wright, R (6.7) OBP: 0.364, SLG: 0.500	F8				F7		E4		G6-3	2	1	0	0	1	0												
16 Aramis Ramirez, R (1.5) OBP: 0.369, SLG: 0.492 71 Kyle Reynolds, L (6.5) OBP: 0.667, SLG: 1.333		G5-3							G3	3	1	2	0	0	0												
9 Reed Johnson, R (1.8) OBP: 0.372, SLG: 0.500 4 Joey Gathright, L (7. PH) OBP: 0.387, SLG: 0.302										2	1	0	1	0	1												
18 Geovany Soto, R (1.2) OBP: 0.434, SLG: 0.521 55 Koyie Hill, S (6.2) OBP: 0.434, SLG: 0.521										2	2	5	1	0	0												
2 Ryan Theriot, R (1.6) OBP: 0.513, SLG: 0.532 6 Micah Hoffpauir, L (7.3) OBP: 0.320, SLG: 0.573										3	0	2	0	0	1												
38 Carlos Zambrano, S 51 Luis Valbuena, R 53 Alex Masato, R 1 Kevan Quasnoke, L 76 Jason Madill, R 27 Angel Guzman, R 1 Kevan Quasnoke, L 48 Neal Cotts, L 29 Jeff Samardzija, R	FC6-4			F8						2	0	0	0	0	0												
<b>Inning Stats</b>	R: 0 E: 0 K: 0 S: 6	H: 1 LOB: 1 BB: 0 P: 7	R: 0 E: 0 K: 1 S: 6	H: 1 LOB: 2 BB: 1 P: 10	R: 6 E: 0 K: 0 S: 9	H: 5 LOB: 0 BB: 1 P: 16	R: 0 E: 0 K: 0 S: 3	H: 0 LOB: 0 BB: 0 P: 3	R: 0 E: 0 K: 0 S: 3	H: 1 LOB: 0 BB: 0 P: 3	R: 1 E: 0 K: 1 S: 7	H: 2 LOB: 1 BB: 0 P: 7	R: 1 E: 1 K: 1 S: 7	H: 1 LOB: 1 BB: 0 P: 7	R: 0 E: 0 K: 0 S: 3	H: 1 LOB: 2 BB: 2 P: 11		R: 0 E: 0 K: 1 S: 5	H: 0 LOB: 1 BB: 1 P: 9	1B: 7 2B: 3 3B: 0 HR: 2	SF: 0 SAC: 1 DP: 2 HBP: 1	WP: 0 PB: 0 SB: 0 CS: 0	PA: 44				
<b>PITCHER</b>	IP	WLS	BF	H	R	ER	SO	BB	IBB	HBP	BLK	WP	HR	S	P	ERA	WHIP										
51 Dallas Braden, L (1.1) ERA: 5.12	5.0		24	8	6	6	1	2	0	1	0	0	1	27	39	10.80	2.000										
71 Andrew Bailey, R (6.1) ERA: 0.71	2.0		10	3	2	1	2	0	0	0	0	0	1	14	14	4.50	1.500										
63 Daniel Thomas, R (8.1) ERA: 0.71	1.0		5	1	0	0	0	2	0	0	0	0	0	3	11	0.00	3.000										
Angel Garcia, R (9.1) ERA: 10.8	1.0		4	0	0	0	1	1	0	0	0	0	0	5	9	0.00	1.000										

AB	36
R	8
H	12
RBI	8
BB	5
SO	4
LOB	12

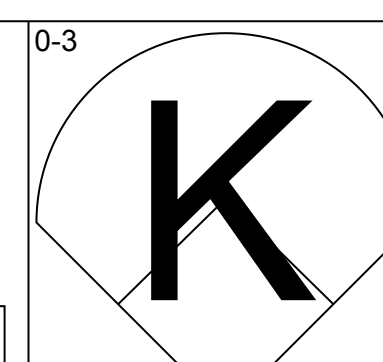
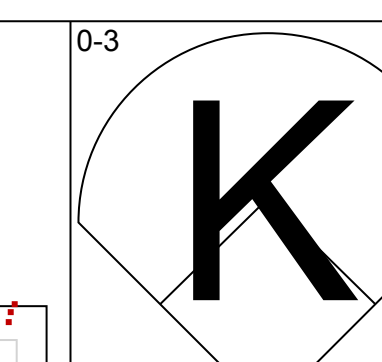
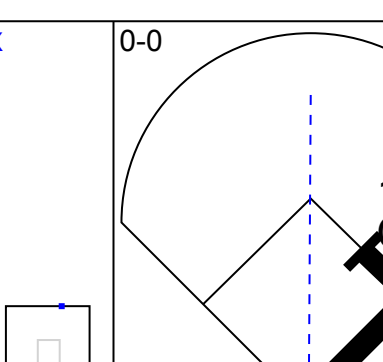
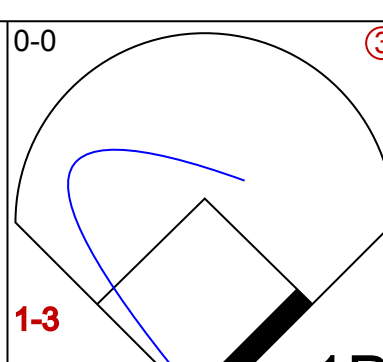
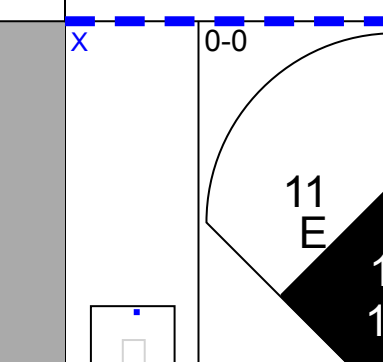
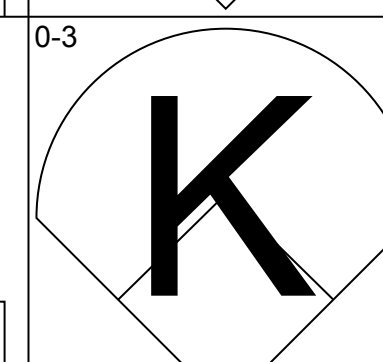
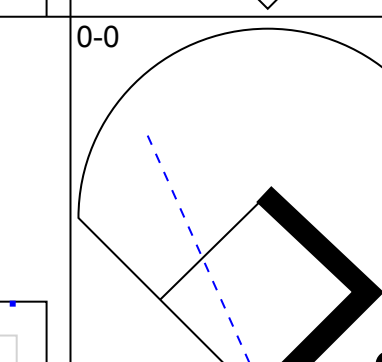
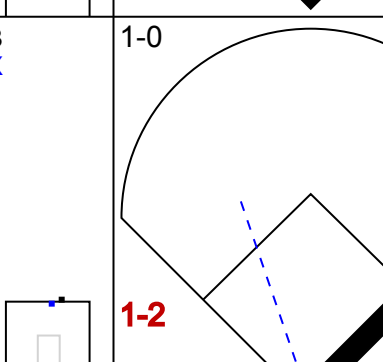
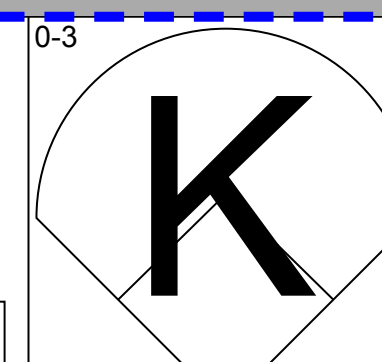
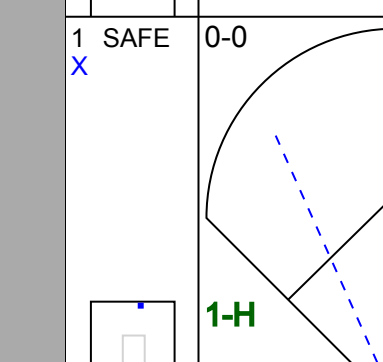
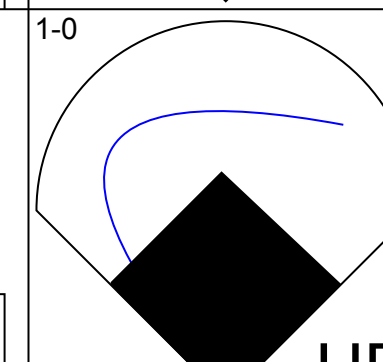
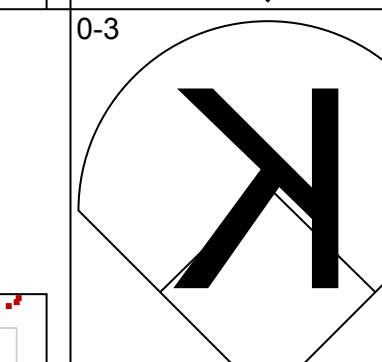
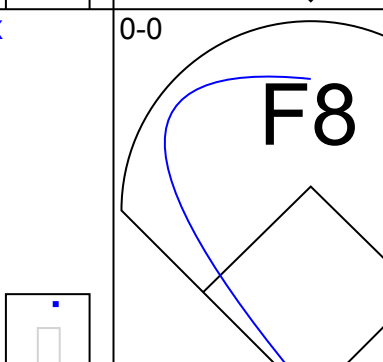
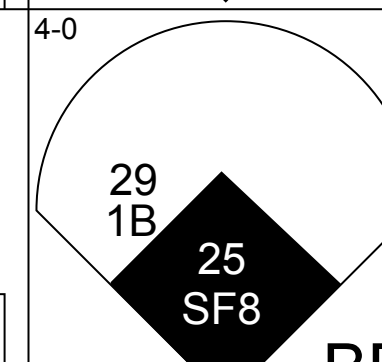
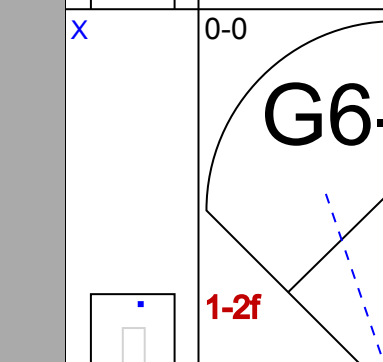
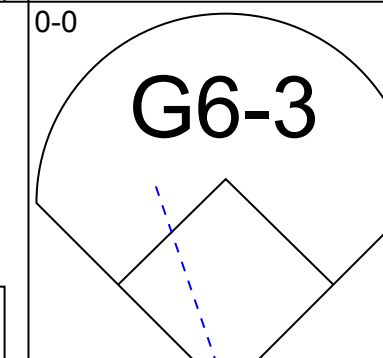
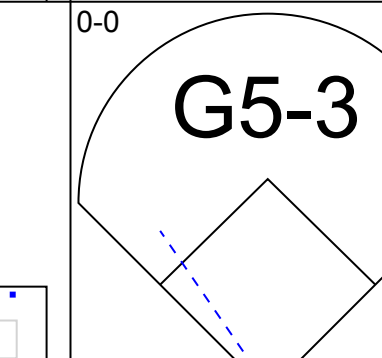
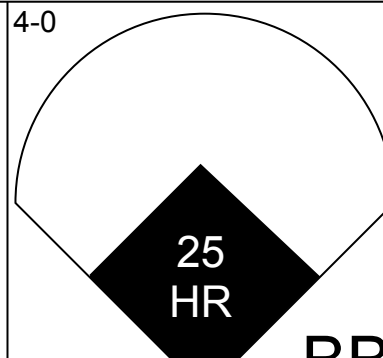
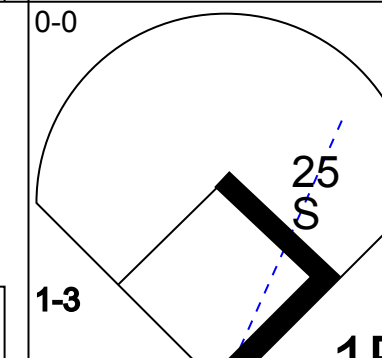
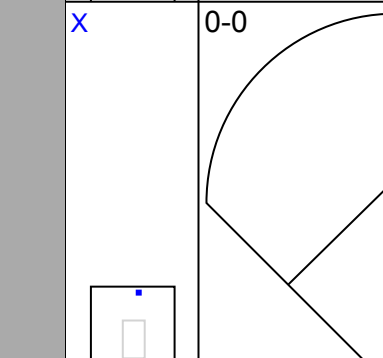
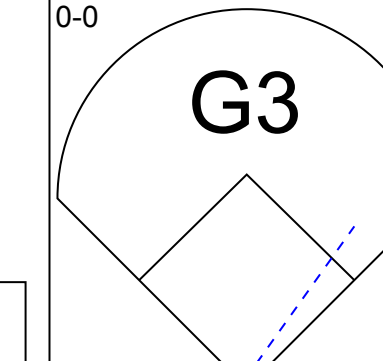
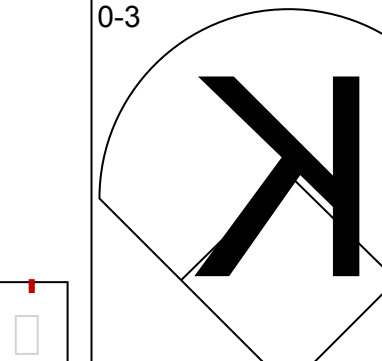
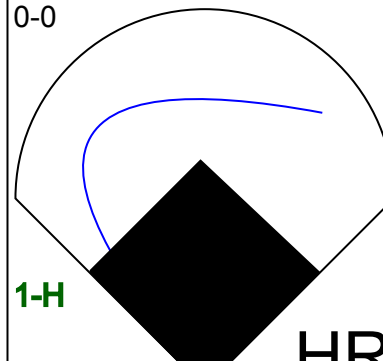
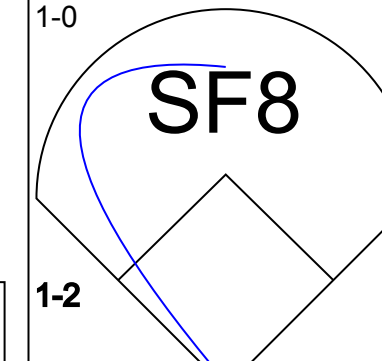
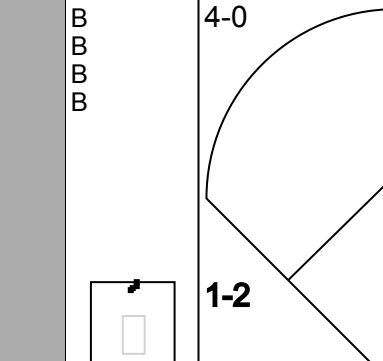

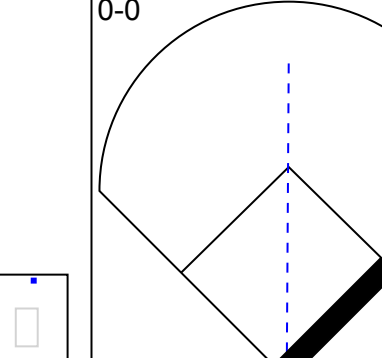
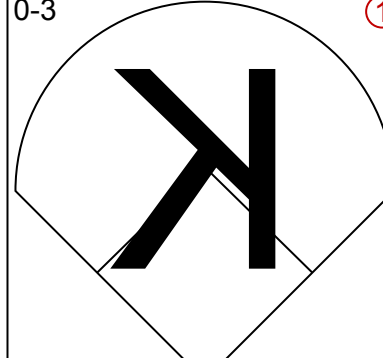
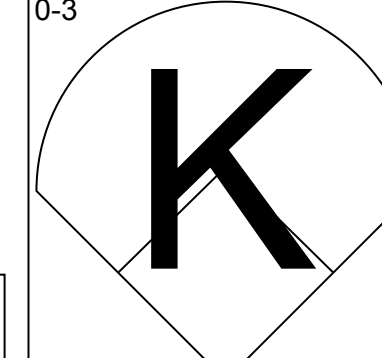
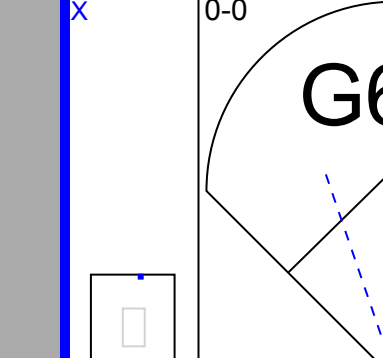

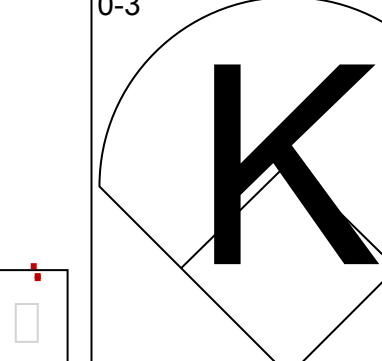
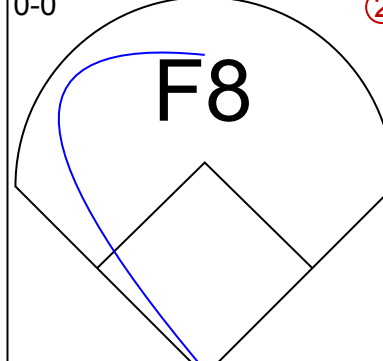
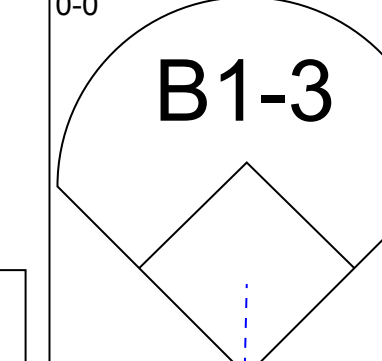
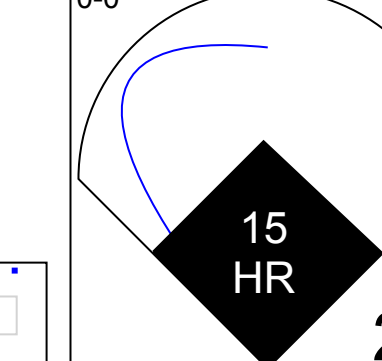
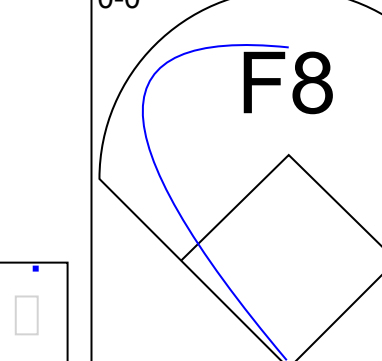
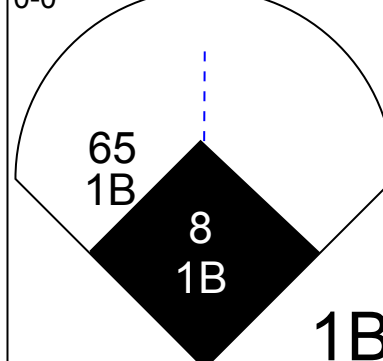
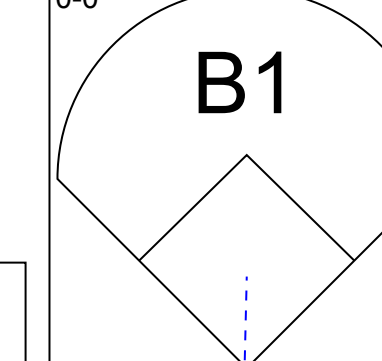
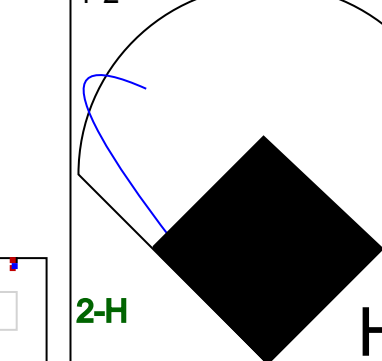
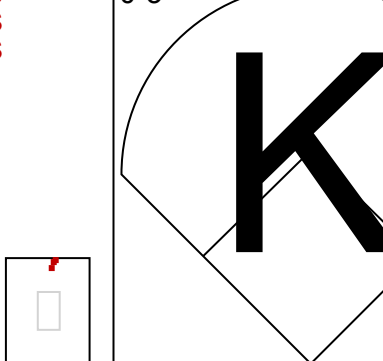
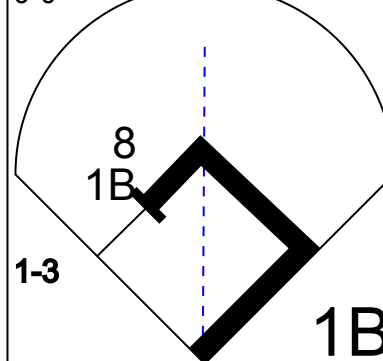
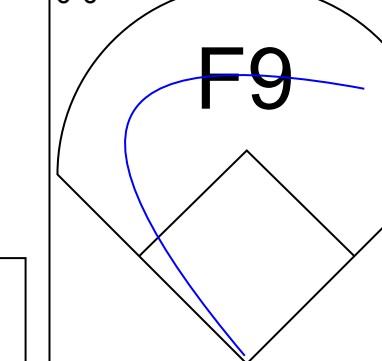


Batter	1	2	3	4	5	6	7	8	9	AB	R	H	RBI	BB	SO	LOB	BOTTOM										
15 Ryan Sweeney, L (1.8) OBP: 0.388, SLG: 0.556 11 Rajai Davis, R (4. PH) OBP: 0.346, SLG: 0.451	F8		G4-3	K					FC6-4	2	0	0	0	0	0	0	<b>Chicago Cubs @ Oakland Athletics</b> Phoenix Municipal Stadium, Phoenix, AZ Wed Apr 01 2009, 4:05 PM EDT Att: 4,137 - Sunny - 71 F										
18 Orlando Cabrera, R (1.6) OBP: 0.379, SLG: 0.393 56 Cliff Pennington, S (6.6) OBP: 0.389, SLG: 0.500	F8									3	1	1	0	0	1	0											
16 Jason Giambi, L (1.3) OBP: 0.310, SLG: 0.213 10 Daric Barton, L (6. PR) OBP: 0.412, SLG: 0.625	G3-1		G4-3							3	0	1	0	0	0	1											
5 Matt Holliday, R (1.7) OBP: 0.403, SLG: 0.370 Danny Putnam, L (6.7) OBP: 0.697, SLG: 1.667										2	0	1	1	1	1	1											
3 Eric Chavez, L (1.5) OBP: 0.217, SLG: 0.200 22 Jack Hannahan, L (6.5) OBP: 0.349, SLG: 0.308										3	0	0	0	0	1	3											
32 Jack Cust, L (1.10) OBP: 0.344, SLG: 0.434 Raul Padron, L (9. PH)										3	0	0	0	1	2	2											
8 Kurt Suzuki, R (1.2) OBP: 0.339, SLG: 0.411 40 Curtis Thigpen, R (6.2) OBP: 0.250, SLG: 0.364										2	1	1	0	0	1	2											
6 Travis Buck, L (1.9) OBP: 0.397, SLG: 0.556 Josh Horton, L (8.6) OBP: 1.000, SLG: 1.000										2	1	2	2	0	0	0											
14 Mark Ellis, R (1.4) OBP: 0.235, SLG: 0.217 26 Corey Wimberly, S (7.4) OBP: 0.283, SLG: 0.234										2	1	2	1	0	0	0											
38 Carlos Zambrano, R (1.1) ERA: 3.2 51 Luis Valbuena, R (4.1) OBP: 0.451 53 Alex Maestri, R (5.1) ERA: 0.5 76 Jason Waddell, L (6.1) ERA: 0.5 37 Angel Guzman, R (7.1) ERA: 7.94										3	0	0	0	0	0	4											
<b>Inning Stats</b>	R: 0 E: 0 K: 0 S: 3	H: 0 LOB: 0 BB: 0 P: 3	R: 0 E: 0 K: 1 S: 5	H: 0 LOB: 2 BB: 2 P: 15	R: 1 E: 0 K: 0 S: 5	H: 2 LOB: 1 BB: 0 P: 5	R: 2 E: 0 K: 1 S: 9	H: 2 LOB: 0 BB: 0 P: 9	R: 0 E: 0 K: 3 S: 10	H: 1 LOB: 1 BB: 0 P: 10	R: 0 E: 0 K: 1 S: 6	H: 1 LOB: 0 BB: 0 P: 6	R: 1 E: 1 K: 1 S: 8	H: 2 LOB: 2 BB: 0 P: 8	R: 3 E: 0 K: 3 S: 14	H: 5 LOB: 2 BB: 0 P: 14	R: 1 E: 1 K: 0 S: 5	H: 1 LOB: 1 BB: 0 P: 5	1B: 12 2B: 1 3B: 0 HR: 1	SF: 0 SAC: 1 DP: 0 HBP: 1	WP: 1 PB: 0 SB: 0 CS: 0	PA: 46					
<b>PITCHER</b>	IP	WLS	BF	H	R	ER	SO	BB	IBB	HBP	BLK	WP	HR	S	P	ERA	WHIP										
48 Neal Cotts, L (8.1) ERA: 5.99	1.0		5	1	1	0	0	0	0	0	0	0	0	5	14	27.00	5.000										
29 Jeff Samardzija, R (9.1) ERA: 7.63	1.0		B	5	1	1	0	0	0	0	0	0	0	5	5	0.00	1.000										

AB	42
R	8
H	14
RBI	8
BB	2
SO	10
LOB	25

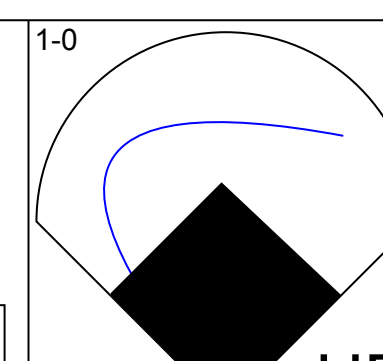
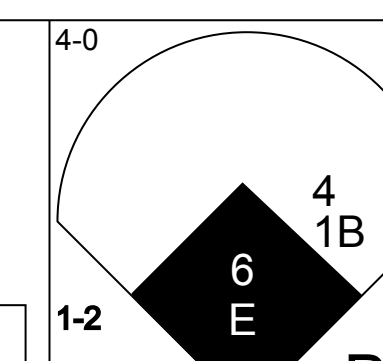
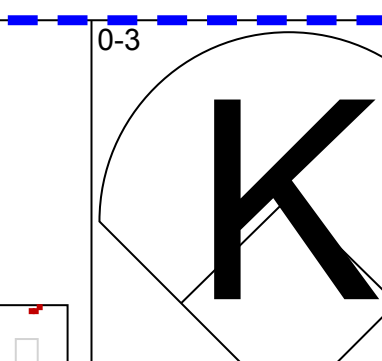
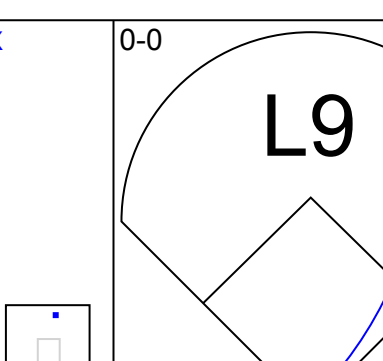
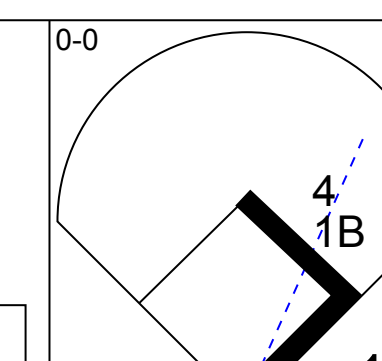
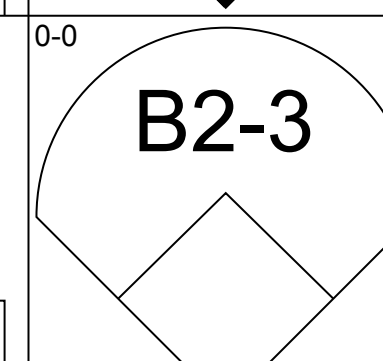
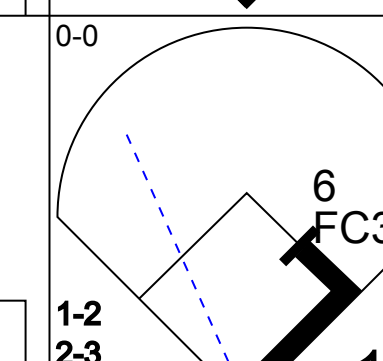
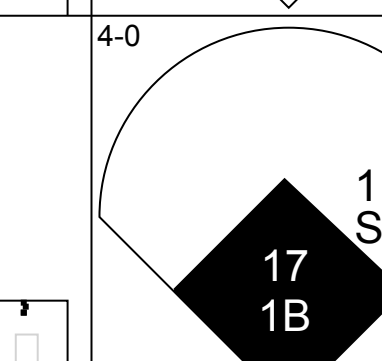
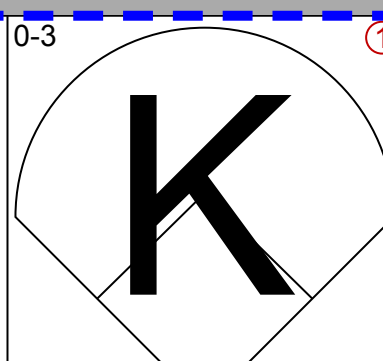
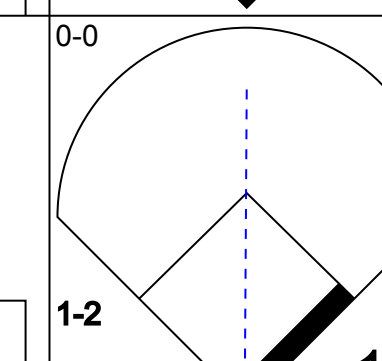
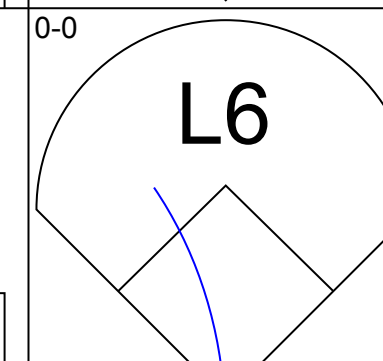
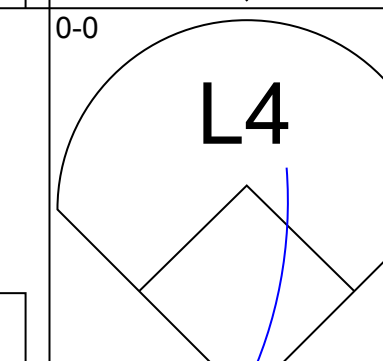
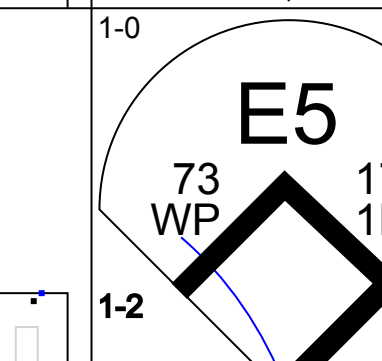
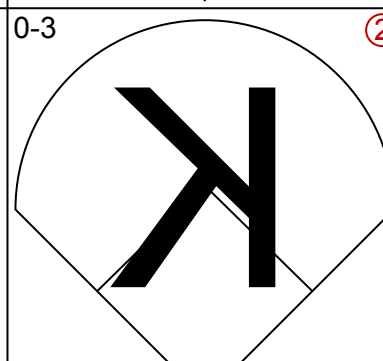
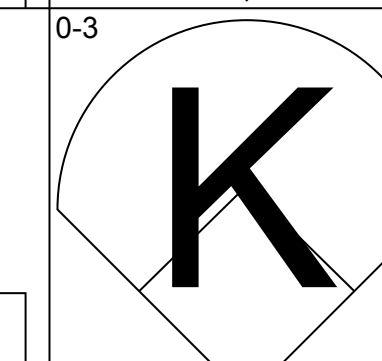
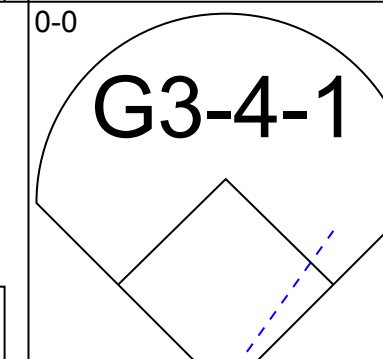
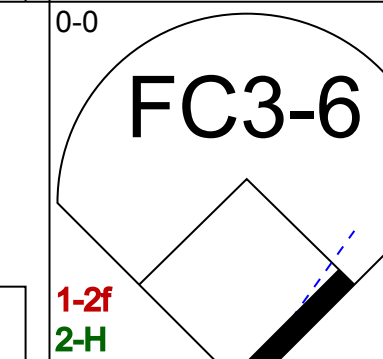
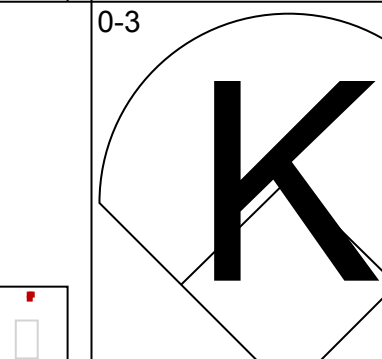
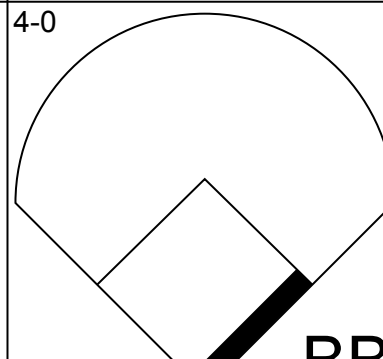
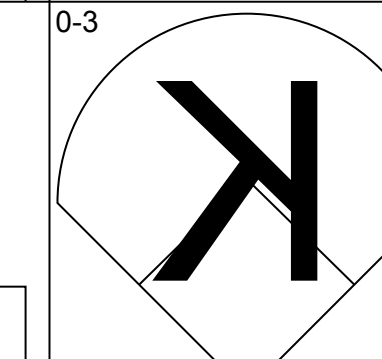
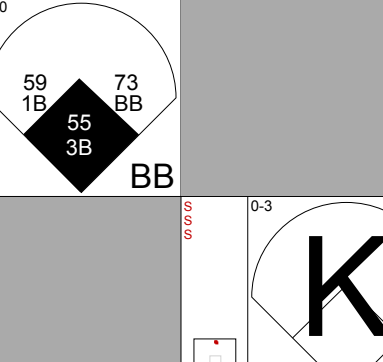
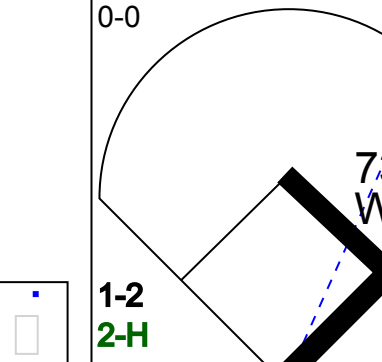
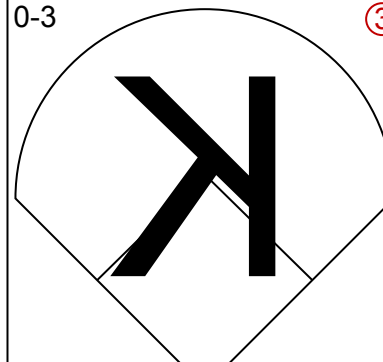

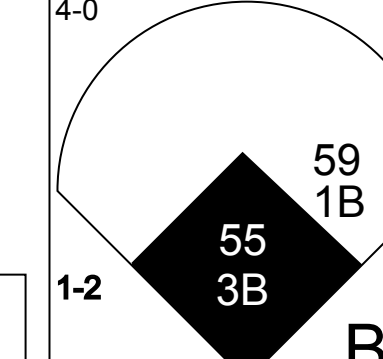
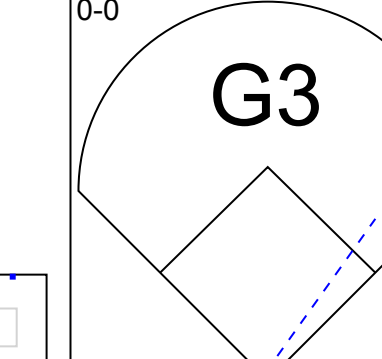
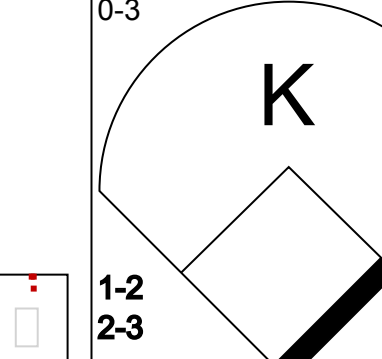

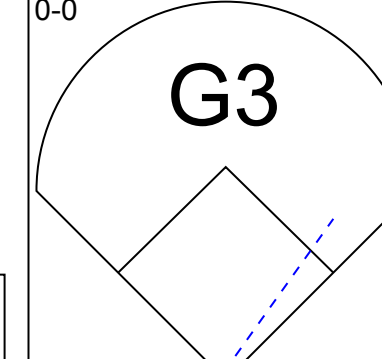
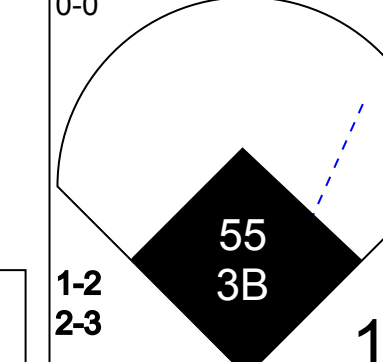
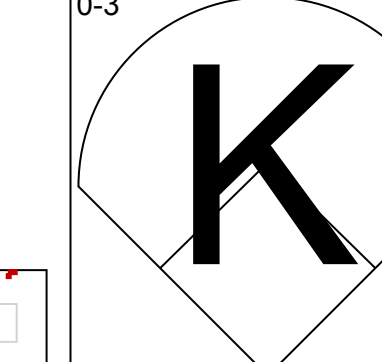
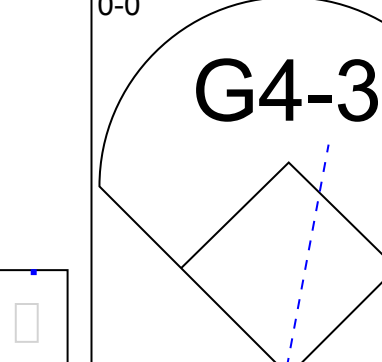

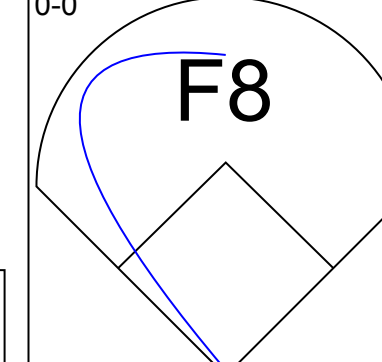
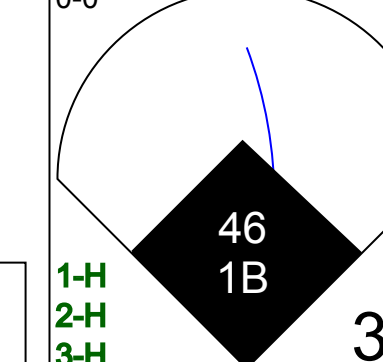
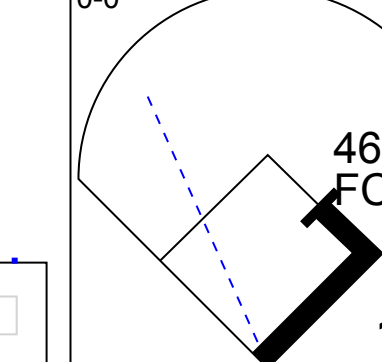
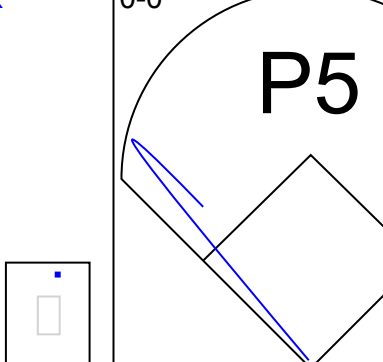
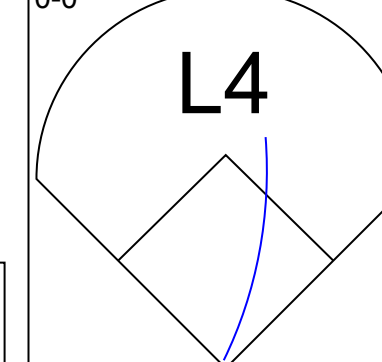

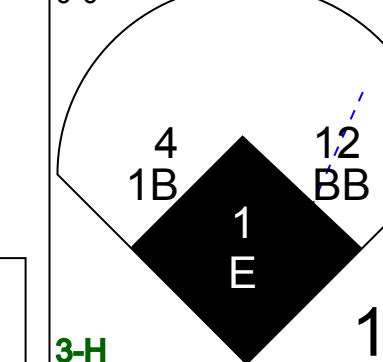
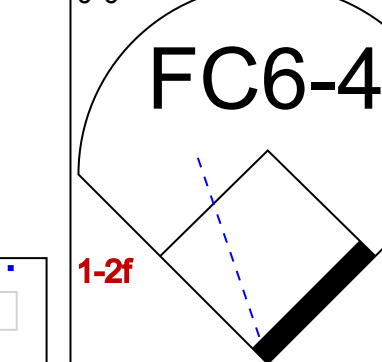
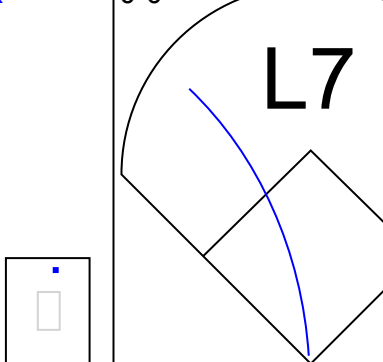
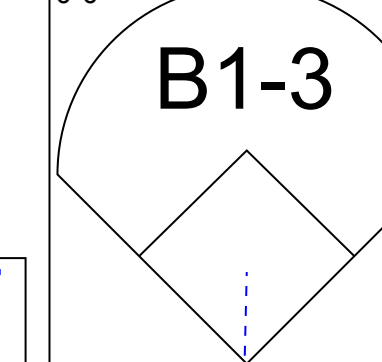
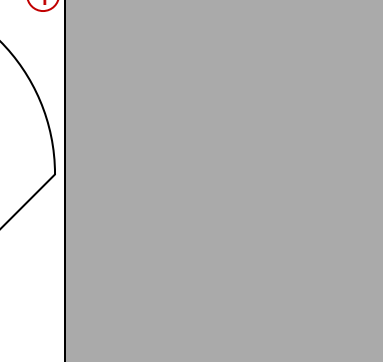




Batter	1	2	3	4	5	6	7	8	9	AB	R	H	RBI	BB	SO	LOB	TOP	
24 Grady Sizemore, L (1, 8) 8 Wilson Valdez, R (5, PR) (5, 8)										3 0 1 0 0 2 0 2 1 2 1 0 0 0							<b>Cleveland Indians @ Chicago Cubs</b> Hohokam Park, Mesa, AZ Thu Apr 02 2009, 3:05 PM EDT Att: 7,933 - Sunny - 80 F	
11 Jamey Carroll, R (1, 5) OBP: 0.349, SLG: 0.304										5 0 3 1 0 2 0								
17 Shin-Soo Choo, L (1, 7) OBP: 0.158, SLG: 0.294										4 2 1 1 1 1 3								
2 Jhonny Peralta, R (1, 6) OBP: 0.429, SLG: 0.633 29 Josh Barfield, R (6, PR) (6, 4)										2 0 0 0 1 0 1 2 1 2 0 0 0 0								
25 Ryan Garko, R (1, 3) OBP: 0.313, SLG: 0.403										3 1 1 3 1 1 0								
10 Kelly Shoppach, R (1, 2) OBP: 0.281, SLG: 0.566 Josh Judy, R (6, 1) 64 Ryan Edell, L (8, 1) 4 Tony Graffanino, R (9, PH) OBP: 0.340, SLG: 0.378 Steven Wright, R (9, 1)										3 0 1 0 0 2 1 1 0 0 0 0 1 1 0 0 0 0 0 0 0 1 0 0 0 0 0 2 0 0 0 0 0 0 0								
Asdrubal Cabrera, S (1, 4) OBP: 0.345, SLG: 0.547 (6, 6)										4 0 0 0 0 1 2								
26 Trevor Crowe, S (1, 9) OBP: 0.361, SLG: 0.429										4 2 2 0 0 0 1								
27 Anthony Reyes, R (1, 1) 15 Andy Marte, R (3, PH) 40 Matt Herges, L (3, 1) 82 Scott Roehl, R (4, 1) 65 Damaso Espino, R (6, PH) OBP: 0.400, SLG: 0.800 (6, 2)										0 0 0 0 0 0 0 1 1 1 2 0 0 0 0 0 0 0 0 0 0 1 0 0 0 0 1 0 2 0 1 0 0 0 0								
<b>Inning Stats</b>	R: 1 H: 1 E: 0 LOB: 0 K: 2 BB: 0 S: 8 P: 9	R: 0 H: 0 E: 0 LOB: 0 K: 1 BB: 0 S: 5 P: 5	R: 2 H: 3 E: 0 LOB: 1 K: 2 BB: 0 S: 12 P: 13	R: 0 H: 1 E: 0 LOB: 3 K: 2 BB: 0 S: 8 P: 7	R: 0 H: 2 E: 0 LOB: 1 K: 1 BB: 0 S: 6 P: 7	R: 3 H: 4 E: 0 LOB: 2 K: 1 BB: 1 S: 8 P: 12	R: 1 H: 1 E: 0 LOB: 1 K: 2 BB: 1 S: 8 P: 13	R: 0 H: 0 E: 0 LOB: 2 K: 0 BB: 0 S: 3 P: 3	R: 1 H: 3 E: 1 LOB: 2 K: 0 BB: 1 S: 5 P: 9	1B: 10 SF: 1 2B: 2 SAC: 0 3B: 0 DP: 1 HR: 3 HBP: 0	WP: 0 PA: 42 PB: 0 SB: 2 CS: 1							
<b>PITCHER</b>	IP WLS BF H R ER SO BB IBB HBP BLK WP HR S P ERA WHIP											<b>PITCHER</b>	IP WLS BF H R ER SO BB IBB HBP BLK WP HR S P ERA WHIP					
46 Ryan Dempster, R (1, 1) ERA: 3.29	4.0	17	5	3	3	7	0	0	0	0	0	0	0	2	33	35	6.75	1.250
Chad Gaudin, R (5, 1) ERA: 10.91	2.0	11	6	3	3	2	1	0	0	0	0	0	1	14	19	13.50	3.500	
49 Carlos Marmol, R (7, 1) ERA: 4.5	1.0	H	5	1	1	2	1	0	0	0	0	0	0	8	13	9.00	2.000	
44 Chad Fox, R (8, 1) ERA: 2.25	1.0	H	3	0	0	0	0	0	0	0	0	0	0	3	3	0.00	0.000	
54 David Patton, R (9, 1) ERA: 1.35	1.0	W	6	3	1	1	0	1	0	0	0	0	0	5	9	9.00	4.000	

AB 38  
R 8  
H 15  
RBI 8  
BB 3  
SO 11  
LOB 11



Batter	1	2	3	4	5	6	7	8	9	AB	R	H	RBI	BB	SO	LOB	BOTTOM
12 Alfonso Soriano, R (1, 7) OBP: 0.397, SLG: 0.566 99 So Taguchi, R (5, 7) OBP: 0.300, SLG: 0.366										2 2 1 1 1 1 0 2 0 1 0 0 0 0							<b>Cleveland Indians @ Chicago Cubs</b> Hohokam Park, Mesa, AZ Thu Apr 02 2009, 3:05 PM EDT Att: 7,933 - Sunny - 80 F
4 Joey Gathright, L (1, 9) OBP: 0.403, SLG: 0.316 (5, 8)										4 1 2 0 1 1 0							
1 Kosuke Fukudome, L (1, 8) 56 Brad Snyder, L (5, 9) OBP: 0.345, SLG: 0.560										3 0 0 0 0 0 3 2 0 0 0 0 2 2							
6 Micah Hoffpauir, L (1, 3) 66 Doug Deeds, L (6, 3) OBP: 0.296, SLG: 0.368										3 0 0 0 0 1 3 1 0 0 0 1 1 2							
17 Mike Fontenot, L (1, 4) Chad Gaudin, R (5, 1) Russ Canzler, R (6, PH) 49 Carlos Marmol, R (7, 1) 44 Chad Fox, R (8, 1) 54 David Patton, R (9, 1) 9 Reed Johnson, R (9, PH) OBP: 0.300, SLG: 0.300										2 1 1 1 1 1 1 0 0 0 0 0 0 0 1 0 0 0 0 0 1 0 1 1 1 0 0 0 0							
73 Bobby Seales, S (1, 5) OBP: 0.380, SLG: 0.422										3 1 0 0 1 1 2							
59 Andrés Blanco, S (1, 6) OBP: 0.322, SLG: 0.364										5 1 2 1 0 1 3							
55 Koyie Hill, S (1, 2) OBP: 0.446, SLG: 0.569 15 Mark Johnson, R (6, 2) OBP: 0.300, SLG: 0.278										3 1 2 3 0 0 0 1 0 0 0 0 0 0							
46 Ryan Dempster, R (1, 1) OBP: 0.375, SLG: 0.625 5 Matt Camp, L (5, 4)										2 1 1 1 0 0 1 2 0 0 0 0 0 0							
<b>Inning Stats</b>	R: 1 H: 1 E: 0 LOB: 0 K: 0 BB: 0 S: 4 P: 5	R: 6 H: 4 E: 2 LOB: 1 K: 1 BB: 3 S: 9 P: 21	R: 0 H: 1 E: 0 LOB: 1 K: 1 BB: 0 S: 6 P: 6	R: 1 H: 1 E: 1 LOB: 3 K: 3 BB: 1 S: 12 P: 17	R: 0 H: 0 E: 0 LOB: 0 K: 0 BB: 0 S: 3 P: 3	R: 0 H: 0 E: 0 LOB: 1 K: 3 BB: 1 S: 9 P: 13	R: 0 H: 0 E: 0 LOB: 0 K: 0 BB: 0 S: 3 P: 3	R: 0 H: 2 E: 0 LOB: 2 K: 2 BB: 0 S: 9 P: 9	R: 1 H: 2 E: 0 LOB: 1 K: 0 BB: 0 S: 3 P: 3	1B: 9 SF: 0 2B: 0 SAC: 1 3B: 1 DP: 0 HR: 1 HBP: 0	WP: 1 PA: 43 PB: 0 SB: 1 CS: 0						
<b>PITCHER</b>	IP WLS BF H R ER SO BB IBB HBP BLK WP HR S P ERA WHIP											<b>PITCHER</b>	IP WLS BF H R ER SO BB IBB HBP BLK WP HR S P ERA WHIP				
27 Anthony Reyes, R (1, 1) ERA: 4.5	2.0	14	5	7	6	1	0	0	0	0	0	0	0	6	6	0.00	1.000
40 Matt Herges, R (3, 1) ERA: 5.63	1.0	4	1	0	0	1	0	0	0	0	0	0	0	6	6	0.00	1.000
82 Scott Roehl, R (4, 1) ERA:	2.0	10	1	1	0	3	1	0	0	0	1	0	15	20	0.00	1.000	
Josh Judy, R (6, 1) ERA:	2.0	7	0	0	0	3	1	0	0	0	0	0	12	16	0.00	0.500	
64 Ryan Edell, L (8, 1) ERA: 3.0	1.0	5	2	0	0	2	0	0	0	0	0	0	9	9	0.00	2.000	

AB 37  
R 9  
H 11  
RBI 7  
BB 5  
SO 10  
LOB 18





Batter	1	2	3	4	5	6	7	8	9	AB	R	H	RBI	BB	SO	LOB	TOP					
7 Aaron Miles, S (1, 4) 73 Bobby Scales, S (7, 4) OBP: 0.397, SLG: 0.451 OBP: 0.380, SLG: 0.422	1-1 1B 25 SF8	0-1 2B		2-2 G4-3			3-2 L7			4	1	2	2	0	0	1						
1 Kosuke Fukudome, L (1, 8) 99 So Taguchi, R (5, 7) OBP: 0.320, SLG: 0.455 OBP: 0.392, SLG: 0.357	1-0 1B	0-3 2B			1-0 G4-3		0-1 F7			3	0	1	0	0	1	1						
25 Derrek Lee, R (1, 3) 6 Micah Hoffpauir, L (5, PR) OBP: 0.371, SLG: 0.464 OBP: 0.307, SLG: 0.548	0-1 SF8			4-0 2B G4-6-3		0-0 E6		1-1 F7		1	0	0	1	1	0	0						
21 Milton Bradley, S (1, 10) 66 Doug Deeds, L (8, PH) OBP: 0.537, SLG: 0.830 OBP: 0.279, SLG: 0.359	1-0 F7			1-0 G4-6-3		3-2 P5		0-0 P4		3	0	0	0	0	0	3						
17 Mike Fontenot, L (1, 5)	1-1 F7			0-2 G1-3		3-1 G4-3		2-3 K		4	0	0	0	0	1	2						
18 Geovany Soto, R (1, 2) 15 Mark Johnson, L (8, 2) OBP: 0.471, SLG: 0.640 OBP: 0.286, SLG: 0.263		4-1 4B 7 2B BB		2-3 K		3-1 G6-3		2-2 G6-3		2	1	0	0	1	1	0						
9 Reed Johnson, R (1, 9)		1-3 K		0-0 2 G6-3 3B		2-2 F8		1-2 F9		4	1	1	0	0	1	1						
2 Ryan Theriot, R (1, 6) 59 Andrés Blanco, S (6, 6) OBP: 0.494, SLG: 0.508 OBP: 0.317, SLG: 0.357		1-1 F9		0-0 G6-3		2-3 K		1-2 F7		3	0	0	1	0	1	1						
4 Joey Gathright, L (1, 7) OBP: 0.414, SLG: 0.333		2-0 7 2B 1B		0-1 7 S 1B		0-2 G4-3				3	1	2	0	0	0	0						
<b>Inning Stats</b>	R: 1 E: 0 K: 0 S: 8	H: 2 LOB: 1 BB: 0 P: 12	R: 2 E: 0 K: 2 S: 13	H: 2 LOB: 1 BB: 1 P: 21	R: 0 E: 0 K: 0 S: 4	H: 0 LOB: 0 BB: 1 P: 9	R: 1 E: 0 K: 1 S: 12	H: 2 LOB: 1 BB: 0 P: 14	R: 0 E: 1 K: 0 S: 8	H: 0 LOB: 1 BB: 0 P: 15	R: 0 E: 0 K: 1 S: 10	H: 0 LOB: 0 BB: 0 P: 13	R: 0 E: 0 K: 1 S: 6	H: 0 LOB: 0 BB: 0 P: 9	R: 0 E: 0 K: 0 S: 9	H: 0 LOB: 0 BB: 0 P: 13	1B: 4 2B: 1 3B: 1 HR: 0	SF: 1 SAC: 0 DP: 1 HBP: 0	WP: 0 PB: 0 SB: 1 CS: 0	PA: 35		
<b>PITCHER</b>	IP WLS BF H R ER SO BB IBB HBP BLK WP HR S P ERA WHIP	IP WLS BF H R ER SO BB IBB HBP BLK WP HR S P ERA WHIP	IP WLS BF H R ER SO BB IBB HBP BLK WP HR S P ERA WHIP	IP WLS BF H R ER SO BB IBB HBP BLK WP HR S P ERA WHIP	IP WLS BF H R ER SO BB IBB HBP BLK WP HR S P ERA WHIP	IP WLS BF H R ER SO BB IBB HBP BLK WP HR S P ERA WHIP	IP WLS BF H R ER SO BB IBB HBP BLK WP HR S P ERA WHIP	IP WLS BF H R ER SO BB IBB HBP BLK WP HR S P ERA WHIP	IP WLS BF H R ER SO BB IBB HBP BLK WP HR S P ERA WHIP	IP WLS BF H R ER SO BB IBB HBP BLK WP HR S P ERA WHIP	IP WLS BF H R ER SO BB IBB HBP BLK WP HR S P ERA WHIP	IP WLS BF H R ER SO BB IBB HBP BLK WP HR S P ERA WHIP	IP WLS BF H R ER SO BB IBB HBP BLK WP HR S P ERA WHIP	IP WLS BF H R ER SO BB IBB HBP BLK WP HR S P ERA WHIP	IP WLS BF H R ER SO BB IBB HBP BLK WP HR S P ERA WHIP	IP WLS BF H R ER SO BB IBB HBP BLK WP HR S P ERA WHIP	IP WLS BF H R ER SO BB IBB HBP BLK WP HR S P ERA WHIP	IP WLS BF H R ER SO BB IBB HBP BLK WP HR S P ERA WHIP	IP WLS BF H R ER SO BB IBB HBP BLK WP HR S P ERA WHIP	IP WLS BF H R ER SO BB IBB HBP BLK WP HR S P ERA WHIP	IP WLS BF H R ER SO BB IBB HBP BLK WP HR S P ERA WHIP	IP WLS BF H R ER SO BB IBB HBP BLK WP HR S P ERA WHIP

Chicago Cubs @ New York Yankees  
Yankee Stadium, Bronx, NY  
Fri Apr 03 2009, 7:05 PM EDT  
Att: 48,402 - Cloudy - 56 F

AB 32  
R 4  
H 6  
RBI 4  
BB 2  
SO 5  
LOB 9



Batter	1	2	3	4	5	6	7	8	9	AB	R	H	RBI	BB	SO	LOB	BOTTOM					
2 Derek Jeter, R (1, 6) 33 Nick Swisher, S (6, 7) OBP: 0.436, SLG: 0.515 OBP: 0.373, SLG: 0.365	3-1 18 F9 2B		2-1 55 HR 1B	4-2 BB		2-1 G1-3		0-0 F7		2	1	2	0	1	0	0						
18 Johnny Damon, L (1, 7) 26 José Molina, R (6, 2) OBP: 0.361, SLG: 0.397 OBP: 0.315, SLG: 0.280	0-1 F9		0-2 F9	0-2 L8		2-3 K		0-2 E9 47 HBP 1B		3	0	0	0	0	0	3						
25 Mark Teixeira, S (1, 3) 90 Ramiro Pena, S (6, 6) OBP: 0.377, SLG: 0.702 OBP: 0.338, SLG: 0.349	2-3 K		0-3 K	1-0 P4			1-3 K	2-2 P6		3	0	0	0	0	2	3						
55 Hideki Matsui, L (1, 10) 47 John Rodriguez, L (7, PH) OBP: 0.354, SLG: 0.543 OBP: 0.467, SLG: 0.435	2-2 G1-3		3-2 HR		2-1 G4-3		2-2 P6	2-2 HBP		3	1	1	2	0	0	1						
20 Jorge Posada, S (1, 2) 14 Angel Berroa, R (6, 4) OBP: 0.365, SLG: 0.422 OBP: 0.387, SLG: 0.607		0-1 24 HR 1B	2-1 G4-3		0-0 F8		2-2 53 1B 17 BB 1B	1-2 G4-3		3	1	1	0	0	0	0						
24 Robinson Canó, L (1, 4) 17 Shelley Duncan, R (6, 3) OBP: 0.397, SLG: 0.685 OBP: 0.410, SLG: 0.559	1-1 HR			3-2 22 1B 12 HR 1B		0-1 F7		4-2 53 1B 1B		3	2	2	2	0	0	0						
22 Xavier Nady, R (1, 9) 53 Melky Cabrera, S (6, PR) OBP: 0.354, SLG: 0.508 OBP: 0.406, SLG: 0.492	2-1 G5-3			3-2 12 HR 1B		0-0 11 2B 1B		2-0 1B		3	1	2	0	0	0	0						
12 Cody Ransom, R (1, 5) 60 Todd Linden, S (7, 9) OBP: 0.316, SLG: 0.419 OBP: 0.194, SLG: 0.259	1-2 G5-3			1-2 HR		0-0 F8		0-0 G3		3	1	1	3	0	0	1						
11 Brett Gardner, L (1, 8) 74 Justin Leone, R (6, PR) OBP: 0.437, SLG: 0.625 OBP: 0.225, SLG: 0.250	1-0 P6			0-2 L6		2-2 2B		4-1 26 E 1B 26 BB BB		3	0	1	0	0	0	0						
<b>Inning Stats</b>	R: 0 E: 0 K: 1 S: 10	H: 1 LOB: 1 BB: 0 P: 17	R: 2 E: 0 K: 0 S: 10	H: 2 LOB: 0 BB: 0 P: 15	R: 2 E: 0 K: 1 S: 13	H: 2 LOB: 1 BB: 0 P: 20	R: 3 E: 0 K: 0 S: 19	H: 3 LOB: 1 BB: 1 P: 30	R: 0 E: 0 K: 0 S: 5	H: 0 LOB: 0 BB: 0 P: 7	R: 0 E: 0 K: 1 S: 10	H: 2 LOB: 3 BB: 1 P: 28	R: 0 E: 1 K: 0 S: 20	H: 1 LOB: 3 BB: 1 P: 29	1B: 8 2B: 2 3B: 0 HR: 3	SF: 0 SAC: 0 DP: 0 HBP: 1	WP: 0 PB: 0 SB: 0 CS: 0	PA: 41				
<b>PITCHER</b>	IP WLS BF H R ER SO BB IBB HBP BLK WP HR S P ERA WHIP	IP WLS BF H R ER SO BB IBB HBP BLK WP HR S P ERA WHIP	IP WLS BF H R ER SO BB IBB HBP BLK WP HR S P ERA WHIP	IP WLS BF H R ER SO BB IBB HBP BLK WP HR S P ERA WHIP	IP WLS BF H R ER SO BB IBB HBP BLK WP HR S P ERA WHIP	IP WLS BF H R ER SO BB IBB HBP BLK WP HR S P ERA WHIP	IP WLS BF H R ER SO BB IBB HBP BLK WP HR S P ERA WHIP	IP WLS BF H R ER SO BB IBB HBP BLK WP HR S P ERA WHIP	IP WLS BF H R ER SO BB IBB HBP BLK WP HR S P ERA WHIP	IP WLS BF H R ER SO BB IBB HBP BLK WP HR S P ERA WHIP	IP WLS BF H R ER SO BB IBB HBP BLK WP HR S P ERA WHIP	IP WLS BF H R ER SO BB IBB HBP BLK WP HR S P ERA WHIP	IP WLS BF H R ER SO BB IBB HBP BLK WP HR S P ERA WHIP	IP WLS BF H R ER SO BB IBB HBP BLK WP HR S P ERA WHIP	IP WLS BF H R ER SO BB IBB HBP BLK WP HR S P ERA WHIP	IP WLS BF H R ER SO BB IBB HBP BLK WP HR S P ERA WHIP	IP WLS BF H R ER SO BB IBB HBP BLK WP HR S P ERA WHIP	IP WLS BF H R ER SO BB IBB HBP BLK WP HR S P ERA WHIP	IP WLS BF H R ER SO BB IBB HBP BLK WP HR S P ERA WHIP	IP WLS BF H R ER SO BB IBB HBP BLK WP HR S P ERA WHIP	IP WLS BF H R ER SO BB IBB HBP BLK WP HR S P ERA WHIP	IP WLS BF H R ER SO BB IBB HBP BLK WP HR S P ERA WHIP

Chicago Cubs @ New York Yankees  
Yankee Stadium, Bronx, NY  
Fri Apr 03 2009, 7:05 PM EDT  
Att: 48,402 - Cloudy - 56 F

AB 37  
R 7  
H 13  
RBI 7  
BB 3  
SO 4  
LOB 23





Batter	1	2	3	4	5	6	7	8	9	AB	R	H	RBI	BB	SO	LOB	TOP			
12 Alfonso Soriano, R OBP: 0.375, SLG: 0.613 66 Doug Deeds, L OBP: 0.279, SLG: 0.359	0-0 FC6-4 1B		0-1 HR		0-0 G1-3			1-2 6 1B		4	1	3	1	0	0	0				
2 Ryan Theriot, R OBP: 0.488, SLG: 0.500 59 Andrés Blanco, S OBP: 0.311, SLG: 0.351	2-2 F9		0-0 25 CS 1B			2-3 K		3-3 K		3	0	1	0	0	1	1				
25 Derrek Lee, R OBP: 0.369, SLG: 0.458 6 Micah Hoffpauir, L OBP: 0.314, SLG: 0.553	0-1 FC6-4 21 1B		3-2 21 P8-3 1B			3-2 G6-3		1-2 1-2 2-3 1B		3	0	1	0	0	0	1				
21 Milton Bradley, S OBP: 0.526, SLG: 0.800 56 Brad Snyder, L OBP: 0.333, SLG: 0.538	0-0 1-2 1B		0-0 P6-3			0-0 G4-3		0-3 K		3	0	1	0	0	0	1				
16 Aramis Ramirez, R OBP: 0.348, SLG: 0.460	1-3 K				0-1 G4-3			2-1 P6		4	0	0	0	0	2	2				
9 Reed Johnson, R OBP: 0.366, SLG: 0.506			0-1 7 L5-4 55 BB 1B		1-2 F9			0-0 L9		4	0	1	0	0	1	0				
1 Kosuke Fukudome, L OBP: 0.400, SLG: 0.400 4 Joey Gathright, L OBP: 0.408, SLG: 0.328			2-3 K		1-1 G3			1-3 K		3	0	0	0	0	2	1				
55 Koyie Hill, S OBP: 0.456, SLG: 0.558			4-2 SAFE BB			2-1 G3		4-2 6 1B 12 1B BB		1	0	0	0	2	0	0				
7 Aaron Miles, S OBP: 0.388, SLG: 0.438 73 Bobby Scales, S OBP: 0.373, SLG: 0.413	2-2 L5-4					0-3 K		1-3 K		2	0	0	0	0	1	2				
<b>Inning Stats</b>	R: 0 E: 0 K: 1 S: 10	H: 2 LOB: 2 BB: 0 P: 13	R: 0 E: 0 K: 1 S: 10	H: 1 LOB: 1 BB: 1 P: 18	R: 1 E: 0 K: 0 S: 11	H: 3 LOB: 0 BB: 0 P: 14	R: 0 E: 0 K: 0 S: 7	H: 0 LOB: 0 BB: 0 P: 9	R: 0 E: 0 K: 1 S: 6	H: 0 LOB: 0 BB: 0 P: 13	R: 0 E: 0 K: 1 S: 6	H: 0 LOB: 0 BB: 0 P: 9	R: 0 E: 0 K: 3 S: 19	H: 2 LOB: 3 BB: 1 P: 29	R: 0 E: 0 K: 3 S: 12	H: 0 LOB: 0 BB: 0 P: 17	1B: 7 2B: 2 3B: 0 HR: 1	SF: 0 SAC: 0 DP: 2 HBP: 0	WP: 0 PB: 0 SB: 0 CS: 1	PA: 34
<b>PITCHER</b>	IP WLS BF H R ER SO BB IBB HBP BLK WP HR S P ERA WHIP	4.0 W 16 6 1 1 2 1 0 0 0 0 1 38 54 2.25 1.750	4.0 H 15 2 0 0 6 1 0 0 0 0 0 39 59 0.00 0.750	0.2 2 0 0 0 2 0 0 0 0 0 0 8 11 0.00 0.000	0.1 1 0 0 0 1 0 0 0 0 0 0 4 6 0.00 0.000	<b>PITCHER</b>														IP WLS BF H R ER SO BB IBB HBP BLK WP HR S P ERA WHIP

Chicago Cubs @ New York Yankees  
Yankee Stadium, Bronx, NY  
Sat Apr 04 2009, 1:05 PM EDT  
Att: 48,917 - Cloudy - 47 F

AB	32
R	1
H	8
RBI	1
BB	2
SO	11
LOB	14



Batter	1	2	3	4	5	6	7	8	9	AB	R	H	RBI	BB	SO	LOB	BOTTOM				
2 Derek Jeter, R OBP: 0.429, SLG: 0.583 53 Melky Cabrera, S OBP: 0.408, SLG: 0.508	0-1 G6-3		0-0 HR		1-2 F8			0-0 2H 2B		3	1	1	3	0	1	1					
18 Johnny Damon, L OBP: 0.360, SLG: 0.385 33 Nick Swisher, S OBP: 0.362, SLG: 0.352	1-2 G4-3		1-3 K		4-0 25 HR BB		1-1 F7		1-1 F7	2	1	0	0	1	1	0					
25 Mark Teixeira, S OBP: 0.465, SLG: 0.690 19 Ramiro Pena, S OBP: 0.329, SLG: 0.338	0-0 G4-3		1-2 HR		3-0 HR		1-3 K		0-1 F8	3	2	2	4	0	0	0					
55 Hideki Matsui, L OBP: 0.362, SLG: 0.521 19 Kevin Cash, R OBP: 0.310, SLG: 0.429		2-2 E8 20 G3-1 24 1B	4-1 22 BB 1B		3-2 G4-3		2-2 F9		1-3 K	2	1	0	0	1	0	0					
20 Jorge Posada, S OBP: 0.364, SLG: 0.404 26 José Molina, R OBP: 0.309, SLG: 0.275	1-0 G3-1		4-0 22 1B BB		0-0 F8		0-3 K			2	0	0	0	1	0	1					
24 Robinson Canó, L OBP: 0.393, SLG: 0.667 14 Angel Berroa, R OBP: 0.381, SLG: 0.597	1-1 12 CS 1B		1-1 L8		0-1 L7		0-1 P3			3	0	1	1	0	0	2					
22 Xavier Nady, R OBP: 0.368, SLG: 0.516 73 Doug Bernier, R OBP: 0.375, SLG: 0.259	1-1 SAFE F8		2-2 1-2 2H 1B		1-0 11 BB 12 BB 1B		2-1 G4-3			3	0	2	0	0	0	1					
12 Cody Ransom, R OBP: 0.341, SLG: 0.440 17 Shelley Duncan, R OBP: 0.425, SLG: 0.657	1-2 CS		4-0 11 E 2 HR 1B BB		0-0 25 HR 2B		4-1 1-2 BB BB		2-0 HR	1	2	1	0	2	0	0					
11 Brett Gardner, L OBP: 0.446, SLG: 0.621 47 John Rodriguez, L OBP: 0.484, SLG: 0.500			0-0 E5 2 HR 1B		1-0 F8		4-1 1-2 2-3 BB		0-1 53 2B	2	1	1	0	1	0	1					
<b>Inning Stats</b>	R: 0 E: 0 K: 0 S: 6	H: 0 LOB: 0 BB: 0 P: 7	R: 1 E: 1 K: 0 S: 11	H: 1 LOB: 0 BB: 0 P: 17	R: 4 E: 1 K: 1 S: 17	H: 4 LOB: 2 BB: 3 P: 34	R: 3 E: 0 K: 1 S: 10	H: 2 LOB: 0 BB: 1 P: 24	R: 0 E: 0 K: 0 S: 9	H: 1 LOB: 3 BB: 2 P: 19	R: 0 E: 0 K: 1 S: 8	H: 0 LOB: 0 BB: 0 P: 12	R: 0 E: 0 K: 1 S: 7	H: 0 LOB: 0 BB: 0 P: 9	R: 2 E: 0 K: 1 S: 11	H: 3 LOB: 1 BB: 0 P: 15	1B: 4 2B: 3 3B: 0 HR: 4	SF: 0 SAC: 0 DP: 0 HBP: 0	WP: 0 PB: 0 SB: 1 CS: 1	PA: 41	
<b>PITCHER</b>	IP WLS BF H R ER SO BB IBB HBP BLK WP HR S P ERA WHIP	3.2 L 21 7 8 7 2 4 0 0 0 0 0 3 41 7 17.18 3.000	0.1 1 0 0 0 0 0 0 0 0 0 0 3 6 0.00 0.000	1.0 6 1 0 0 0 2 0 0 0 0 0 9 19 0.00 3.000	1.0 3 0 0 0 1 0 0 0 0 0 0 8 12 0.00 0.000	1.0 3 0 0 0 1 0 0 0 0 0 0 7 9 0.00 0.000	<b>PITCHER</b>														IP WLS BF H R ER SO BB IBB HBP BLK WP HR S P ERA WHIP

Chicago Cubs @ New York Yankees  
Yankee Stadium, Bronx, NY  
Sat Apr 04 2009, 1:05 PM EDT  
Att: 48,917 - Cloudy - 47 F

AB	34
R	10
H	11
RBI	10
BB	6
SO	5
LOB	12





Batter	1	2	3	4	5	6	7	8	9	AB	R	H	RBI	BB	SO	LOB	TOP
12 Alfonso Soriano, R OBP: 0.400, SLG: 1.000		G4-3					FC5-4		F9	5	1	2	1	0	0	5	
1 Kosuke Fukudome, L 63 Kevin Gregg, R	G4-3		K		G4-6-3			F7		4	0	0	0	0	1	1	
25 Derrek Lee, R	G5-3		F7		P4			K		4	0	0	0	0	1	0	
21 Milton Bradley, S	G6-3					P2		P4		3	0	0	0	1	0	0	
16 Aramis Ramirez, R OBP: 0.250, SLG: 1.000		HR	F8			P3		G6-3		4	1	1	1	0	0	1	
17 Mike Fontenot, L OBP: 0.750, SLG: 1.000						G4-3				4	2	3	0	0	0	0	
18 Geovany Soto, R OBP: 0.250, SLG: 0.250										4	0	1	0	0	1	2	
2 Ryan Theriot, R OBP: 0.500, SLG: 0.500										2	0	1	1	1	0	2	
38 Carlos Zambrano, S 47 Aaron Heilman, R 48 Neal Cotts, L 49 Carlos Marmol, R 6 Mitch Hoffbauer, L 4 Joey Galtright, L										3	0	0	0	0	0	0	
<b>Inning Stats</b>	R: 1 H: 1 E: 0 K: 0 S: 9	H: 3 LOB: 2 BB: 0 P: 15	R: 0 H: 0 E: 0 K: 1 S: 8	H: 0 LOB: 1 BB: 1 P: 15	R: 1 H: 1 E: 0 K: 0 S: 8	H: 1 LOB: 0 BB: 0 P: 10	R: 0 H: 0 E: 0 K: 0 S: 14	H: 0 LOB: 1 BB: 0 P: 19	R: 0 H: 1 E: 0 K: 1 S: 8	H: 0 LOB: 0 BB: 1 P: 11	R: 1 H: 2 E: 0 K: 1 S: 12	H: 2 LOB: 2 BB: 1 P: 21	1B: 6 2B: 1 3B: 0 HR: 2	SF: 1 SAC: 0 DP: 1 HBP: 0	WP: 1 PB: 0 SB: 0 CS: 0	PA: 37	
<b>PITCHER</b>	IP WLS BF H R ER SO BB IBB HBP BLK WP HR S P ERA WHIP																
44 Roy Oswalt, R ERA: 3.86	7.0 L 28 7 3 3 2 1 0 0 0 0 2 64 93 3.86 1.143																
29 Geoff Geary, R ERA: 4.5	2.0 9 2 1 1 2 1 0 0 0 1 0 20 32 4.50 1.500																

Chicago Cubs @ Houston Astros  
Minute Maid Park, Houston, TX  
Mon Apr 06 2009, 6:05 PM CDT  
Att. 43,827 - Roof Closed - 66 F

AB	34
R	4
H	9
RBI	4
BB	2
SO	4
LOB	14



Batter	1	2	3	4	5	6	7	8	9	AB	R	H	RBI	BB	SO	LOB	BOTTOM
3 Kazuo Matsui, S OBP: 0.500, SLG: 0.333							K		G6-3	3	0	1	0	1	1	0	
77 Ivan Rodriguez, R	F9		K				K		G6-3	4	0	0	0	0	2	3	
17 Lance Berkman, S OBP: 0.750, SLG: 0.500										2	0	1	0	2	0	2	
45 Carlos Lee, R	F9-3-6									4	0	0	0	0	0	4	
10 Miguel Tejada, R OBP: 0.750, SLG: 0.750										4	2	3	0	0	1	0	
27 Geoff Blum, S OBP: 0.500, SLG: 0.333										3	0	1	0	1	0	1	
9 Hunter Pence, R										3	0	0	1	0	1	2	
21 Michael Bourn, L OBP: 0.500, SLG: 0.500										4	0	2	1	0	1	1	
44 Roy Oswalt, R 2 Darin Erstad, L 4 Jason Michaels, R 29 Geoff Geary, R 31 Jason Smith, L										1	0	0	0	0	0	0	
<b>Inning Stats</b>	R: 0 H: 1 E: 0 K: 0 S: 8	H: 1 LOB: 1 BB: 1 P: 15	R: 0 H: 2 E: 0 K: 1 S: 13	H: 2 LOB: 0 BB: 0 P: 18	R: 0 H: 0 E: 0 K: 1 S: 9	H: 0 LOB: 0 BB: 0 P: 14	R: 0 H: 0 E: 0 K: 2 S: 10	H: 0 LOB: 1 BB: 1 P: 17	R: 1 H: 2 E: 0 K: 0 S: 11	H: 2 LOB: 1 BB: 1 P: 20	R: 0 H: 0 E: 0 K: 0 S: 13	H: 0 LOB: 1 BB: 1 P: 24	1B: 8 2B: 1 3B: 0 HR: 0	SF: 1 SAC: 1 DP: 2 HBP: 0	WP: 0 PB: 0 SB: 0 CS: 1	PA: 36	
<b>PITCHER</b>	IP WLS BF H R ER SO BB IBB HBP BLK WP HR S P ERA WHIP																
38 Carlos Zambrano, R ERA: 1.5	6.0 W 24 5 1 1 0 0 3 0 0 0 0 0 4 6 1.50 1.333																
47 Aaron Heilman, R ERA: 1.5	0.2 H 2 1 0 0 0 0 0 0 0 0 0 0 3 6 0.00 1.500																
48 Neal Cotts, L ERA: 1.5	0.1 H 1 0 0 0 0 0 0 0 0 0 0 0 3 6 0.00 0.000																
49 Carlos Marmol, R ERA: 1.5	1.0 H 4 0 0 0 0 0 1 0 0 0 0 0 13 24 0.00 1.000																
63 Kevin Gregg, R ERA: 9.0	1.0 S 5 2 1 1 0 0 0 0 0 0 0 0 11 16 9.00 2.000																

Chicago Cubs @ Houston Astros  
Minute Maid Park, Houston, TX  
Mon Apr 06 2009, 6:05 PM CDT  
Att. 43,827 - Roof Closed - 66 F

AB	30
R	2
H	8
RBI	2
BB	4
SO	6
LOB	15






Batter	1	2	3	4	5	6	7	8	9	10	AB	R	H	RBI	BB	SO	LOB	TOP				
12 Alfonso Soriano, R OBP: 0.300, SLG: 0.900											5	1	1	1	0	3	1					
2 Ryan Theriot, R OBP: 0.625, SLG: 0.900											3	1	2	0	1	0	0					
47 Aaron Heilman, R OBP: 0.100, SLG: 0.100											0	0	0	0	0	0	0					
48 Neal Cotts, L OBP: 0.100, SLG: 0.100											0	0	0	0	0	0	0					
63 Kevin Gregg, R OBP: 0.100, SLG: 0.100											0	0	0	0	0	0	0					
1 Kosuke Fukudome, L OBP: 0.100, SLG: 0.100											0	0	0	0	0	0	0					
25 Derrek Lee, R OBP: 0.250, SLG: 0.143											3	0	1	1	1	0	1					
21 Milton Bradley, S											4	0	0	0	0	1	3					
16 Aramis Ramirez, R OBP: 0.250, SLG: 0.625											4	0	1	0	0	2	1					
9 Reed Johnson, R OBP: 0.500, SLG: 0.333											3	0	1	0	1	0	0					
18 Geovany Soto, R OBP: 0.333, SLG: 0.200											1	0	0	0	0	1	0					
55 Koyie Hill, S											2	0	0	0	0	1	0					
17 Mike Fontenot, L OBP: 0.375, SLG: 0.500											4	0	0	0	0	1	2					
46 Ryan Dempster, R OBP: 0.100, SLG: 0.100											2	0	0	0	0	0	0					
37 Angel Guzman, R OBP: 0.100, SLG: 0.100											0	0	0	0	0	0	0					
7 Aaron Miles, S OBP: 0.100, SLG: 0.100											2	0	0	0	0	1	0					
<b>Inning Stats</b>	R: 0 E: 0 K: 1 S: 8	H: 0 LOB: 0 BB: 0 P: 15	R: 0 E: 0 K: 0 S: 10	H: 1 LOB: 2 BB: 1 P: 18	R: 1 E: 0 K: 1 S: 8	H: 2 LOB: 1 BB: 0 P: 10	R: 0 E: 0 K: 0 S: 6	H: 1 LOB: 0 BB: 0 P: 9	R: 0 E: 0 K: 1 S: 10	H: 0 LOB: 1 BB: 2 P: 22	R: 0 E: 0 K: 0 S: 5	H: 0 LOB: 0 BB: 0 P: 7	R: 1 E: 0 K: 2 S: 11	H: 2 LOB: 0 BB: 0 P: 15	R: 0 E: 0 K: 2 S: 10	H: 0 LOB: 0 BB: 0 P: 17	R: 0 E: 1 K: 2 S: 11	H: 0 LOB: 1 BB: 0 P: 16	1B: 4 2B: 1 3B: 0 HR: 1	SF: 0 SAC: 0 DP: 2 HBP: 1	WP: 0 PB: 0 SB: 0 CS: 1	PA: 38
<b>PITCHER</b>	IP 6.0	WLS 0	BF 23	H 4	R 1	ER 1	SO 4	BB 3	IBB 0	HBP 1	BLK 0	WP 0	HR 0	S 52	P 89	ERA 1.50	WHIP 1.167					
51 Wandy Rodríguez, L ERA: 1.5	1.0	H	3	0	0	0	0	0	0	0	0	0	0	5	7	0.00	0.000					
43 Chris Sampson, R ERA: 9.0	1.0	B	4	2	1	1	1	0	0	0	0	0	1	11	15	9.00	2.000					
22 LaTroy Hawkins, R ERA: 9.0	1.0	3	0	0	0	2	0	0	0	0	0	0	0	10	17	0.00	0.000					
47 Jose Valverde, R ERA: 9.0	0.2	3	0	0	0	2	0	0	0	0	0	0	0	9	14	0.00	0.000					
46 Tim Lincecum, L ERA: 9.0																						

Chicago Cubs @ Houston Astros  
Minute Maid Park, Houston, TX  
Tue Apr 07 2009, 7:05 PM CDT  
Att: 31,121 - Clear - 68 F

AB 33  
R 2  
H 6  
RBI 2  
BB 3  
SO 9  
LOB 9



Batter	1	2	3	4	5	6	7	8	9	10	AB	R	H	RBI	BB	SO	LOB	BOTTOM				
3 Kazuo Matsui, S OBP: 0.444, SLG: 0.571											4	0	1	0	1	0	2					
77 Ivan Rodríguez, R OBP: 0.222, SLG: 0.125											4	1	1	0	1	3	2					
17 Lance Berkman, S OBP: 0.556, SLG: 0.333											4	0	1	0	1	2	2					
45 Carlos Lee, R											4	0	0	0	0	0	1					
47 Jose Valverde, R											0	0	0	0	0	0	0					
48 Tim Lincecum, L											0	0	0	0	0	0	0					
26 Doug Brocail, L											0	0	0	0	0	0	0					
4 Jason Michaels, R											1	0	0	0	0	0	2					
10 Miguel Tejada, R OBP: 0.667, SLG: 0.571											3	0	1	0	2	0	0					
27 Geoff Blum, S OBP: 0.500, SLG: 0.429											4	1	2	0	0	0	2					
8 Jeff Keppinger, R OBP: 1.000, SLG: 1.000											1	0	1	1	0	0	0					
9 Hunter Pence, R OBP: 0.375, SLG: 0.833											3	1	2	1	1	1	1					
21 Michael Bourn, L OBP: 0.375, SLG: 0.375											4	0	1	1	0	0	2					
51 Wandy Rodríguez, S											2	0	0	0	0	0	0					
43 Chris Sampson, R											0	0	0	0	0	0	0					
31 Jason Smith, L											1	0	0	0	0	1	0					
22 LaTroy Hawkins, R											0	0	0	0	0	0	0					
2 Darin Erstad, L											1	0	0	0	0	1	2					
<b>Inning Stats</b>	R: 0 E: 0 K: 2 S: 10	H: 0 LOB: 0 BB: 0 P: 14	R: 0 E: 0 K: 1 S: 9	H: 0 LOB: 1 BB: 1 P: 16	R: 0 E: 0 K: 1 S: 10	H: 0 LOB: 1 BB: 1 P: 15	R: 0 E: 0 K: 0 S: 10	H: 1 LOB: 1 BB: 0 P: 13	R: 1 E: 0 K: 1 S: 12	H: 2 LOB: 2 BB: 0 P: 20	R: 0 E: 1 K: 2 S: 8	H: 0 LOB: 0 BB: 0 P: 13	R: 0 E: 0 K: 0 S: 9	H: 0 LOB: 0 BB: 1 P: 18	R: 0 E: 0 K: 1 S: 13	H: 1 LOB: 2 BB: 0 P: 20	R: 1 E: 0 K: 0 S: 7	H: 3 LOB: 3 BB: 1 P: 17	1B: 8 2B: 0 3B: 1 HR: 1	SF: 0 SAC: 0 DP: 1 HBP: 0	WP: 0 PB: 0 SB: 1 CS: 1	PA: 42
<b>PITCHER</b>	IP 6.0	WLS 0	BF 26	H 6	R 2	ER 2	SO 5	BB 3	IBB 0	HBP 0	BLK 0	WP 0	HR 1	S 61	P 95	ERA 3.00	WHIP 1.500					
46 Ryan Dempster, R ERA: 3.0	1.0	3	0	0	0	2	0	0	0	0	0	0	0	8	13	0.00	0.000					
37 Angel Guzman, R ERA: 9.0	1.0	5	1	0	0	0	2	0	0	0	0	0	0	16	30	0.00	3.000					
47 Aaron Heilman, R ERA: 9.0	1.0	L	5	2	1	1	1	0	0	0	0	0	0	10	16	9.00	2.000					
48 Neal Cotts, L ERA: 6.75	0.1	3	1	0	0	0	0	0	1	0	0	0	0	3	9	0.00	3.000					

Chicago Cubs @ Houston Astros  
Minute Maid Park, Houston, TX  
Tue Apr 07 2009, 7:05 PM CDT  
Att: 31,121 - Clear - 68 F

AB 36  
R 3  
H 10  
RBI 3  
BB 6  
SO 8  
LOB 16





Batter	1	2	3	4	5	6	7	8	9	AB	R	H	RBI	BB	SO	LOB	TOP					
12 Alfonso Soriano, R OBP: 0.375, SLG: 0.800																						
1 Kosuke Fukudome, L OBP: 0.500, SLG: 0.889																						
37 Angel Guzman, R (9, 1)																						
25 Derrek Lee, R OBP: 0.214, SLG: 0.231																						
21 Milton Bradley, S (1, 9)																						
16 Aramis Ramirez, R OBP: 0.429, SLG: 0.714																						
17 Mike Fontenot, L OBP: 0.385, SLG: 0.692																						
2 Ryan Theriot, R OBP: 0.615, SLG: 0.667																						
55 Koyie Hill, S OBP: 0.143, SLG: 0.143																						
30 Ted Lilly, L 6 Micah Hoffpauer, L 54 David Patton, R 49 Carlos Marmol, R 4 Joey Gathright, L																						
<b>Inning Stats</b>	R: 4 H: 6 E: 0 K: 0 S: 16	H: 6 R: 1 LOB: 2 BB: 1 P: 26	R: 4 H: 4 E: 0 K: 1 S: 14	H: 4 R: 1 LOB: 2 BB: 1 P: 24	R: 0 H: 1 E: 0 K: 2 S: 8	H: 1 R: 0 LOB: 1 BB: 0 P: 12	R: 0 H: 1 E: 0 K: 3 S: 16	H: 1 R: 0 LOB: 1 BB: 0 P: 24	R: 2 H: 1 E: 0 K: 1 S: 17	H: 1 R: 0 LOB: 2 BB: 3 P: 32	R: 0 H: 0 E: 0 K: 0 S: 6	H: 0 R: 0 LOB: 0 BB: 0 P: 9	R: 0 H: 1 E: 0 K: 1 S: 15	H: 1 R: 0 LOB: 1 BB: 0 P: 24	R: 0 H: 1 E: 0 K: 1 S: 9	H: 1 R: 0 LOB: 1 BB: 0 P: 20	R: 1 H: 1 E: 1 K: 0 S: 11	H: 1 R: 0 LOB: 2 BB: 1 P: 20	1B: 10 2B: 4 3B: 0 HR: 2	SF: 0 SAC: 0 DP: 1 HBP: 1	WP: 0 PB: 0 SB: 2 CS: 0	PA: 50
<b>PITCHER</b>	IP: 1.2 WLS: L BF: 14 ERA: 37.8	H: 7 R: 3 ER: 3 LOB: 6	H: 7 R: 3 ER: 3 LOB: 6	H: 7 R: 3 ER: 3 LOB: 6	IP: 0 WLS: 0 BF: 0 ERA: 0	H: 1 R: 0 ER: 0 LOB: 0	IP: 0 WLS: 0 BF: 0 ERA: 0	H: 1 R: 0 ER: 0 LOB: 0	IP: 1.0 WLS: 1 BF: 6 ERA: 9.00	H: 1 R: 1 ER: 1 LOB: 0	H: 1 R: 1 ER: 1 LOB: 0	H: 1 R: 1 ER: 1 LOB: 0	H: 1 R: 1 ER: 1 LOB: 0	H: 1 R: 1 ER: 1 LOB: 0	H: 1 R: 1 ER: 1 LOB: 0	H: 1 R: 1 ER: 1 LOB: 0	H: 1 R: 1 ER: 1 LOB: 0	H: 1 R: 1 ER: 1 LOB: 0	WP: 0 HR: 1 S: 11 P: 20	ERA: 9.00 WHIP: 2.000		

Chicago Cubs @ Houston Astros  
Minute Maid Park, Houston, TX  
Wed Apr 08 2009, 7:05 PM CDT  
Att: 30,047 - Partly Cloudy - 74 F

AB	43
R	11
H	16
RBI	11
BB	6
SO	9
LOB	23



Batter	1	2	3	4	5	6	7	8	9	AB	R	H	RBI	BB	SO	LOB	BOTTOM					
3 Kazuo Matsui, S OBP: 0.357, SLG: 0.667																						
8 Jeff Keppinger, R OBP: 0.500, SLG: 1.000																						
17 Lance Berkman, S OBP: 0.462, SLG: 0.600																						
45 Carlos Lee, R OBP: 0.083, SLG: 0.167																						
10 Miquel Tejada, R OBP: 0.538, SLG: 0.455																						
9 Hunter Pence, R OBP: 0.417, SLG: 1.100																						
77 Ivan Rodriguez, R OBP: 0.308, SLG: 0.583																						
21 Michael Bourn, L OBP: 0.333, SLG: 0.333																						
38 Brian Moehler, R 23 Russ Ortiz, R 43 Chris Sampson, R 31 Jason Smith, L 29 Geoff Geary, R 53 Wesley Wright, R 26 Doug Brocail, L 2 Darrin Erstad, L																						
<b>Inning Stats</b>	R: 0 H: 1 E: 0 K: 0 S: 9	H: 1 R: 0 LOB: 1 BB: 0 P: 14	R: 0 H: 1 E: 0 K: 0 S: 10	H: 1 R: 0 LOB: 1 BB: 0 P: 12	R: 2 H: 2 E: 0 K: 1 S: 13	H: 2 R: 0 LOB: 0 BB: 0 P: 20	R: 2 H: 2 E: 0 K: 2 S: 10	H: 2 R: 0 LOB: 1 BB: 0 P: 15	R: 1 H: 1 E: 0 K: 1 S: 8	H: 1 R: 0 LOB: 0 BB: 0 P: 14	R: 0 H: 0 E: 0 K: 1 S: 8	H: 0 R: 0 LOB: 0 BB: 0 P: 11	R: 0 H: 1 E: 0 K: 0 S: 8	H: 1 R: 0 LOB: 1 BB: 0 P: 16	R: 0 H: 1 E: 0 K: 1 S: 11	H: 1 R: 0 LOB: 1 BB: 0 P: 16	R: 0 H: 1 E: 0 K: 1 S: 11	H: 1 R: 0 LOB: 1 BB: 0 P: 16	1B: 3 2B: 3 3B: 0 HR: 5	SF: 0 SAC: 0 DP: 0 HBP: 0	WP: 0 PB: 0 SB: 0 CS: 0	PA: 38
<b>PITCHER</b>	IP: 5.0 WLS: W BF: 23 ERA: 9.0	H: 5 R: 5 ER: 3 LOB: 3	IP: 1.0 WLS: 0 BF: 4 ERA: 4.5	H: 1 R: 1 ER: 1 LOB: 2	IP: 0 WLS: 0 BF: 0 ERA: 0	H: 0 R: 0 ER: 0 LOB: 0	IP: 0 WLS: 0 BF: 0 ERA: 0	H: 0 R: 0 ER: 0 LOB: 0	IP: 1.0 WLS: 1 BF: 6 ERA: 9.00	H: 1 R: 1 ER: 1 LOB: 0	H: 1 R: 1 ER: 1 LOB: 0	H: 1 R: 1 ER: 1 LOB: 0	H: 1 R: 1 ER: 1 LOB: 0	H: 1 R: 1 ER: 1 LOB: 0	H: 1 R: 1 ER: 1 LOB: 0	H: 1 R: 1 ER: 1 LOB: 0	H: 1 R: 1 ER: 1 LOB: 0	H: 1 R: 1 ER: 1 LOB: 0	WP: 0 HR: 5 S: 11 P: 16	ERA: 9.00 WHIP: 1.600		

Chicago Cubs @ Houston Astros  
Minute Maid Park, Houston, TX  
Wed Apr 08 2009, 7:05 PM CDT  
Att: 30,047 - Partly Cloudy - 74 F

AB	38
R	6
H	11
RBI	6
BB	0
SO	6
LOB	9





Batter	1	2	3	4	5	6	7	8	9	AB	R	H	RBI	BB	SO	LOB	TOP				
12 Alfonso Soriano, R OBP: 0.286, SLG: 0.600										5	0	0	0	0	2	1					
1 Kosuke Fukudome, L OBP: 0.467, SLG: 0.786 4 Joey Gathright, L										5	0	2	0	0	1	0					
25 Derrek Lee, R OBP: 0.211, SLG: 0.176										4	0	0	0	1	1	3					
21 Milton Bradley, S OBP: 0.389, SLG: 0.333										3	1	1	1	1	0	3					
16 Aramis Ramirez, R OBP: 0.389, SLG: 0.588										3	0	0	0	1	0	2					
17 Mike Fontenot, L OBP: 0.242, SLG: 0.706										4	0	2	0	0	0	1					
2 Ryan Theriot, R OBP: 0.647, SLG: 0.750										3	1	2	0	1	0	1					
55 Koyie Hill, S OBP: 0.364, SLG: 0.556										2	1	1	2	1	1	1					
40 Rich Harden, L ERA: 1.8 47 Aaron Heilman, R ERA: 6.75 48 Neal Cotts, L ERA: 6.75 49 Carlos Marmol, R ERA: 6.75 7 Aaron Miles, S ERA: 6.75 45 Sean Marshall, L ERA: 6.75 51 Luis Vizcaino, R ERA: 6.75 63 Kevin Gregg, R ERA: 6.75										3	0	1	0	0	2	2					
<b>Inning Stats</b>	R: 0 E: 0 K: 1 S: 15	H: 0 LOB: 1 BB: 1 P: 24	R: 0 E: 0 K: 1 S: 11	H: 1 LOB: 2 BB: 2 P: 21	R: 0 E: 0 K: 0 S: 5	H: 0 LOB: 0 BB: 0 P: 13	R: 1 E: 0 K: 1 S: 10	H: 2 LOB: 1 BB: 1 P: 18	R: 0 E: 0 K: 1 S: 12	H: 2 LOB: 0 BB: 0 P: 21	R: 2 E: 0 K: 1 S: 11	H: 2 LOB: 0 BB: 0 P: 18	R: 0 E: 0 K: 1 S: 11	H: 1 LOB: 1 BB: 1 P: 20	R: 0 E: 0 K: 0 S: 8	H: 0 LOB: 0 BB: 0 P: 10	1B: 4 2B: 3 3B: 0 HR: 2	SF: 0 SAC: 0 DP: 2 HBP: 1	WP: 0 PB: 0 SB: 0 CS: 1	PA: 39	
<b>PITCHER</b>	IP	WLS	BF	H	R	ER	SO	BB	IBB	HBP	BLK	WP	HR	S	P	ERA	WHIP				
41 Braden Loeper, R ERA: 1.8	5.0		22	5	1	1	4	4	0	0	0	0	1	53	97	1.80	1.800				
73 Seth McClung, R ERA: 6.75	2.0	B	10	3	2	2	2	1	0	0	0	0	1	22	38	9.00	2.000				
60 Todd Coffey, R ERA:	1.0		4	1	0	0	0	0	0	1	0	0	0	8	14	0.00	1.000				
12 Carlos Villanueva, R ERA:	1.0	W	3	0	0	0	1	0	0	0	0	0	0	7	10	0.00	0.000				

Chicago Cubs @ Milwaukee Brewers  
Miller Park, Milwaukee, WI  
Fri Apr 10 2009, 3:05 PM CDT  
Att. 45,455 - Roof Closed - 62 F

AB 33  
R 3  
H 9  
RBI 3  
BB 5  
SO 7  
LOB 16





Batter	1	2	3	4	5	6	7	8	9	AB	R	H	RBI	BB	SO	LOB	BOTTOM					
23 Rickie Weeks Jr., R OBP: 0.333, SLG: 0.333										5	2	1	1	0	2	2						
1 Corey Hart, R OBP: 0.294, SLG: 0.467										2	1	1	1	2	1	0						
8 Ryan Braun, R OBP: 0.333, SLG: 0.412										5	0	1	2	0	1	4						
28 Prince Fielder, L OBP: 0.294, SLG: 0.214										2	0	0	0	2	2	1						
7 J.J. Hardy, R OBP: 0.059, SLG: 0.059										4	0	0	0	0	1	3						
25 Mike Cameron, R OBP: 0.598, SLG: 0.727 12 Carlos Villanueva, R										4	0	0	0	0	1	2						
2 Bill Hall, R OBP: 0.417, SLG: 0.600										3	0	1	0	1	2	1						
18 Jason Kendall, R										2	0	0	0	1	1	0						
41 Braden Loeper, R 73 Seth McClung, L 30 Craig Counsell, L 60 Todd Coffey, R 16 Chris Duffy, L										2	0	0	0	0	0	3						
<b>Inning Stats</b>	R: 1 E: 1 K: 1 S: 15	H: 1 LOB: 1 BB: 0 P: 21	R: 0 E: 0 K: 3 S: 9	H: 0 LOB: 0 BB: 0 P: 13	R: 1 E: 0 K: 2 S: 12	H: 1 LOB: 0 BB: 0 P: 15	R: 0 E: 0 K: 1 S: 12	H: 1 LOB: 3 BB: 2 P: 23	R: 0 E: 0 K: 2 S: 8	H: 0 LOB: 0 BB: 0 P: 12	R: 0 E: 0 K: 1 S: 7	H: 0 LOB: 0 BB: 0 P: 12	R: 0 E: 0 K: 0 S: 15	H: 0 LOB: 3 BB: 2 P: 27	R: 0 E: 0 K: 1 S: 10	H: 0 LOB: 1 BB: 1 P: 16	R: 2 E: 0 K: 0 S: 11	H: 1 LOB: 2 BB: 2 P: 23	1B: 1 2B: 2 3B: 0 HR: 1	SF: 0 SAC: 2 DP: 0 HBP: 1	WP: 1 PB: 0 SB: 0 CS: 0	PA: 39
<b>PITCHER</b>	IP	WLS	BF	H	R	ER	SO	BB	IBB	HBP	BLK	WP	HR	S	P	ERA	WHIP					
40 Rich Harden, R ERA: 1.5	6.0		24	3	2	1	10	1	1	0	0	0	0	3	8	0.00	3.000					
47 Aaron Heilman, R ERA: 6.75	0.1	H	2	0	0	0	0	1	0	0	0	0	0	3	8	0.00	3.000					
48 Neal Cotts, L ERA: 6.75	0.0		1	0	0	0	0	0	0	1	0	0	0	1	3	∞	∞					
49 Carlos Marmol, R ERA: 6.75	0.2	H	3	0	0	0	0	1	0	0	0	0	0	11	16	0.00	1.500					
45 Sean Marshall, L ERA:	0.0		1	0	0	0	0	1	0	0	0	0	0	1	5	∞	∞					
<b>PITCHER</b>	IP	WLS	BF	H	R	ER	SO	BB	IBB	HBP	BLK	WP	HR	S	P	ERA	WHIP					
51 Luis Vizcaino, R ERA: 13.5	0.2	L	6	1	2	2	1	2	0	0	0	1	0	14	26	27.00	4.500					
63 Kevin Gregg, R ERA: 13.5	0.2	L	6	1	2	2	1	2	0	0	0	1	0	14	26	27.00	4.500					

Chicago Cubs @ Milwaukee Brewers  
Miller Park, Milwaukee, WI  
Fri Apr 10 2009, 3:05 PM CDT  
Att. 45,455 - Roof Closed - 62 F

AB 29  
R 4  
H 4  
RBI 4  
BB 7  
SO 11  
LOB 16



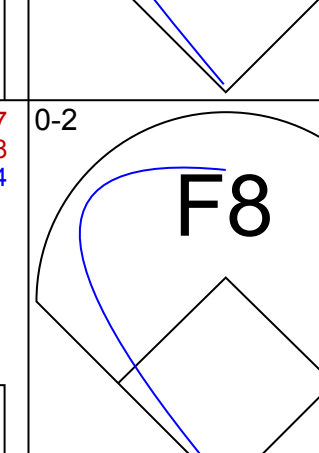


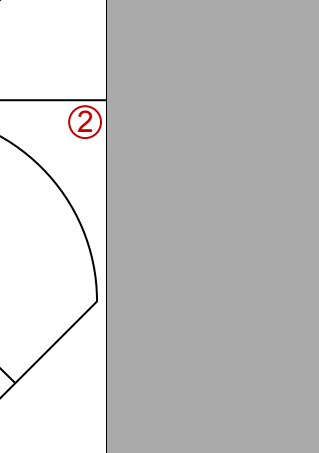

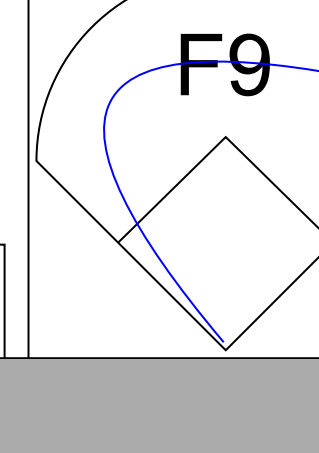
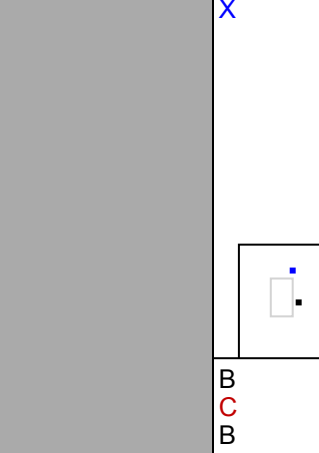
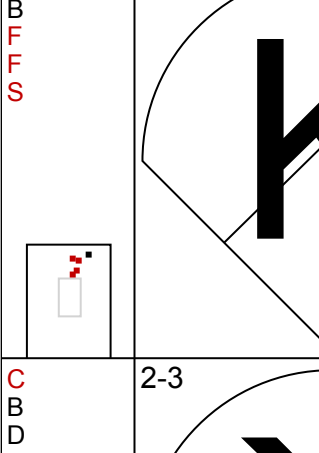


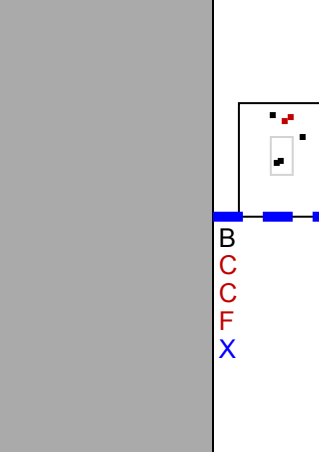
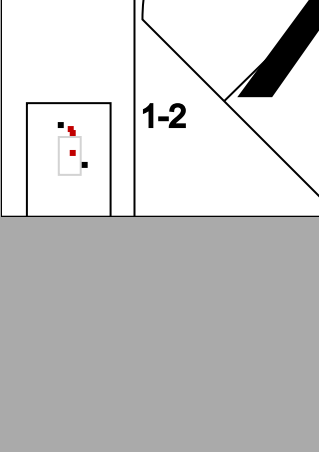
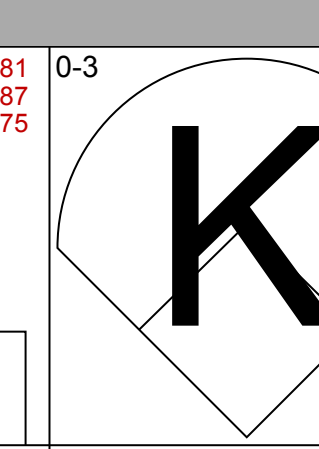
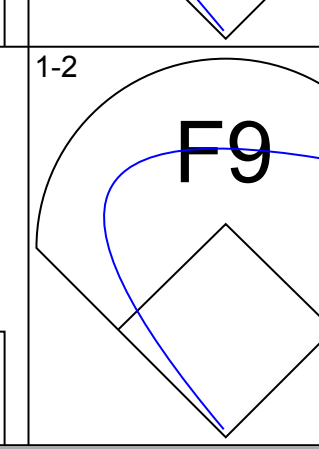
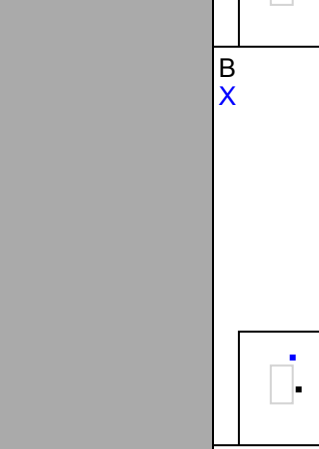
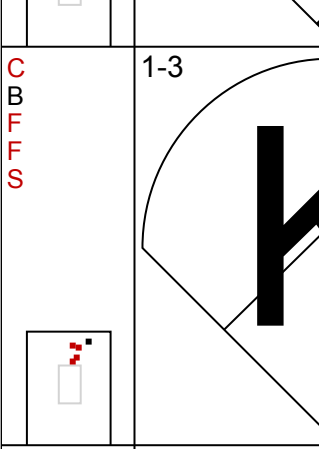
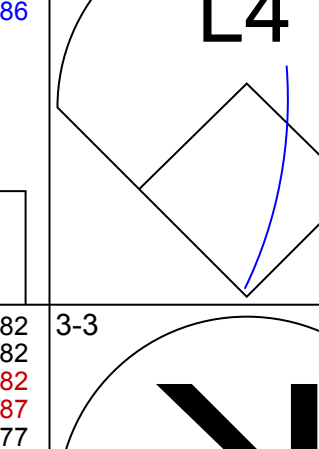
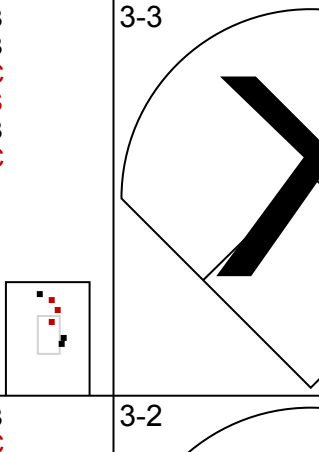
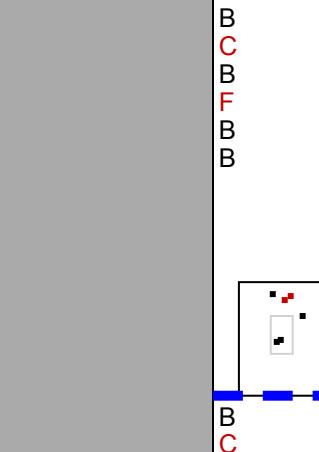
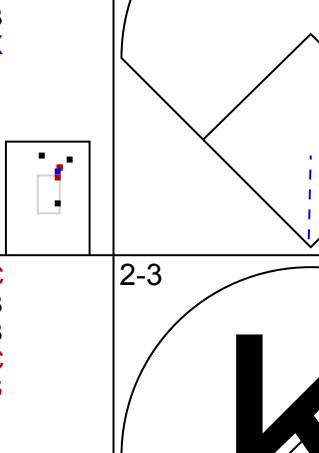
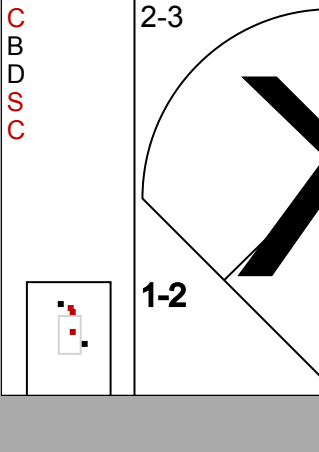
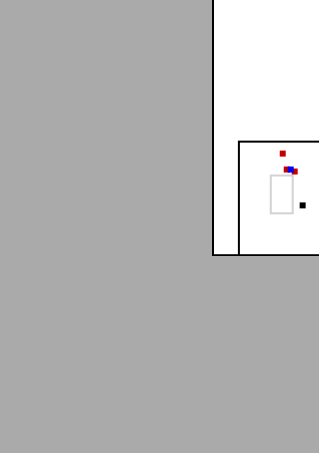

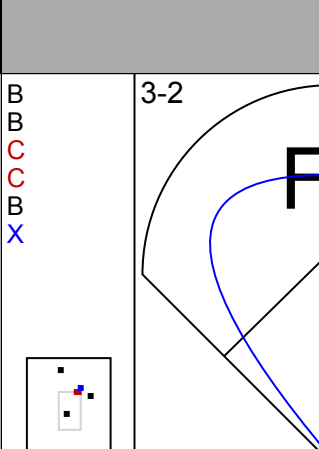
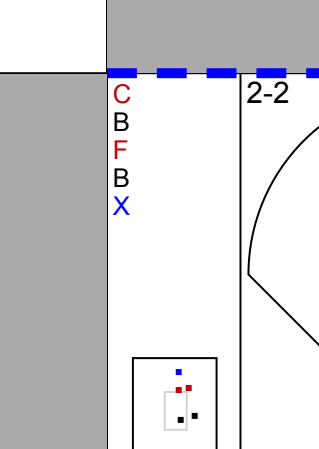
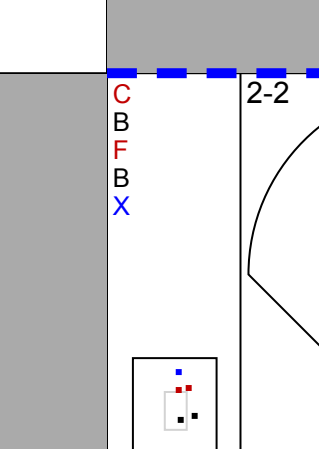
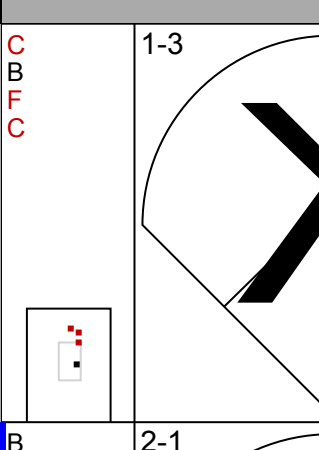
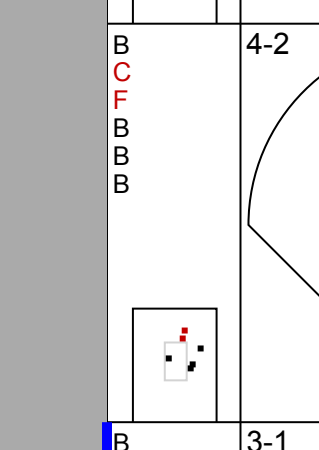
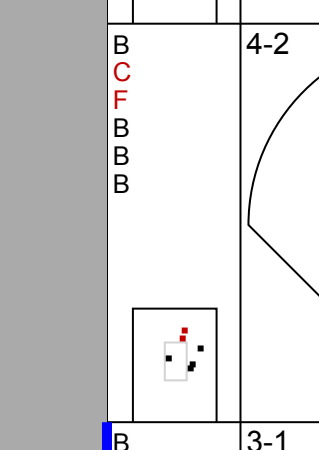
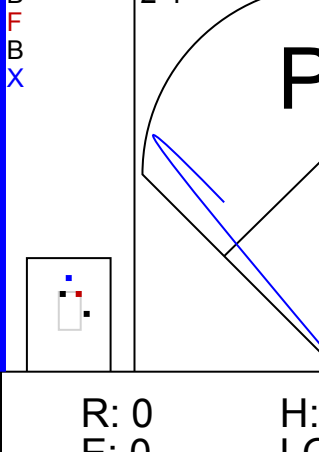
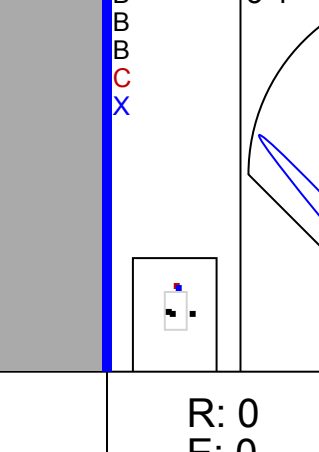


Batter	1	2	3	4	5	6	7	8	9	AB R H RBI BB SO LOB	TOP																
12 Alfonso Soriano, R OBP: 0.308, SLG: 0.720	P4		G5-3			E	FC6-4		HR	5 2 2 3 0 0 2	<b>Chicago Cubs @ Milwaukee Brewers</b> Miller Park, Milwaukee, WI Sat Apr 11 2009, 6:05 PM CDT Att: 43,768 - Roof Closed - 61 F  livebaseballscores.com  																
1 Kosuke Fukudome, L OBP: 0.450, SLG: 0.895	F8			HR		E9	K		L4	5 1 2 2 0 1 3																	
25 Derrek Lee, R OBP: 0.167, SLG: 0.136	G6-3			F9		L5		G5-3	P4	5 0 0 0 0 0 2																	
21 Milton Bradley, S OBP: 0.318, SLG: 0.250	P5			K		FC3-2		F8		4 0 0 0 0 1 1																	
16 Aramis Ramirez, R OBP: 0.364, SLG: 0.667	F9			F7		F8		HR		4 1 1 1 0 0 1																	
17 Mike Fontenot, L OBP: 0.476, SLG: 0.667										1 1 0 0 3 1 0																	
2 Ryan Theriot, R OBP: 0.619, SLG: 0.688	L8									4 0 2 0 0 0 2																	
55 Koyie Hill, S OBP: 0.333, SLG: 0.462			G4-3						F7	4 0 1 0 0 1 1																	
38 Carlos Zambrano, S ERA: 6.14										2 0 0 0 0 1 1																	
6 Micah Hoffpauer, L OBP: 0.330, SLG: 0.533										1 0 0 0 0 1 3																	
37 Angel Guzman, R ERA: 3.0										0 0 0 0 0 0 0																	
48 Neal Cotts, L ERA: 6.75										0 0 0 0 0 0 0																	
47 Aaron Heilman, R ERA: 7.71										0 0 0 0 0 0 0																	
9 Reed Johnson, R OBP: 0.000, SLG: 0.000										1 0 1 0 0 0 0																	
4 Joey Galarraga, L ERA: 6.0										0 0 1 0 0 0 0																	
49 Carlos Marmol, R ERA: 6.0										0 0 0 0 0 0 0																	
<b>Inning Stats</b>	R: 0 E: 0 K: 0 S: 8	H: 0 LOB: 0 BB: 0 P: 10	R: 0 E: 0 K: 0 S: 6	H: 0 LOB: 1 BB: 1 P: 15	R: 0 E: 0 K: 1 S: 6	H: 0 LOB: 0 BB: 0 P: 10	R: 1 E: 0 K: 1 S: 9	H: 1 LOB: 0 BB: 0 P: 12	R: 0 E: 0 K: 2 S: 11	H: 1 LOB: 1 BB: 0 P: 15	R: 1 E: 1 K: 0 S: 11	H: 2 LOB: 1 BB: 0 P: 19	R: 1 E: 0 K: 2 S: 16	H: 2 LOB: 2 BB: 1 P: 23	R: 1 E: 0 K: 0 S: 15	H: 1 LOB: 1 BB: 0 P: 23	R: 2 E: 0 K: 0 S: 12	H: 2 LOB: 1 BB: 0 P: 17	1B: 4 2B: 2 3B: 0 HR: 3	SF: 0 SAC: 0 DP: 0 HBP: 0	WP: 0 PB: 0 SB: 1 CS: 0	PA: 39					
<b>PITCHER</b>	IP WLS BF H R ER SO BB IBB HBP BLK WP HR S P ERA WHIP											<b>PITCHER</b>	IP WLS BF H R ER SO BB IBB HBP BLK WP HR S P ERA WHIP														
31 Dave Bush, R ERA: 6.14	6.1	27	6	3	3	5	2	0	0	0	0	0	1	62	96	4.26	1.263										
45 Mark DiFelice, R ERA: 3.0	1.1	5	1	1	1	1	0	0	0	0	0	0	1	10	17	6.75	0.750										
60 Todd Coffey, R ERA: 3.000	0.1	2	0	0	0	0	1	0	0	0	0	0	0	10	14	0.00	3.000										
12 Carlos Villanueva, R ERA: 6.0	1.0	5	2	2	2	0	0	0	0	0	0	0	1	12	17	18.00	2.000										
<b>Batter</b>	<b>1</b>	<b>2</b>	<b>3</b>	<b>4</b>	<b>5</b>	<b>6</b>	<b>7</b>	<b>8</b>	<b>9</b>	<b>AB R H RBI BB SO LOB</b>	<b>BOTTOM</b>																
23 Rickie Weeks Jr., R OBP: 0.304, SLG: 0.300	K		P6				P3		G4-3	5 0 1 1 0 1 0	<b>Chicago Cubs @ Milwaukee Brewers</b> Miller Park, Milwaukee, WI Sat Apr 11 2009, 6:05 PM CDT Att: 43,768 - Roof Closed - 61 F  livebaseballscores.com  																
1 Cory Hart, R OBP: 0.495, SLG: 0.500	2B		HR				BB		1B	3 2 2 0 2 1 2																	
8 Ryan Braun, R OBP: 0.304, SLG: 0.333	P3		K				BB		K	4 1 0 0 1 3 5																	
28 Prince Fielder, L OBP: 0.409, SLG: 0.529	2B		HR				BB		K	3 1 2 2 2 1 1																	
7 J.J. Hardy, R OBP: 0.143, SLG: 0.100	P2						BB		K	3 0 1 2 1 0 3																	
25 Mike Cameron, R OBP: 0.476, SLG: 0.533	G6-3		F8				K2-6-5-4			4 0 0 0 0 2 3																	
2 Bill Hall, R OBP: 0.375, SLG: 0.500	G6-3								P4	4 1 1 0 0 1 0																	
11 Mike Rivera, R OBP: 0.500, SLG: 0.750									K	4 0 2 0 0 2 0																	
31 Dave Bush, R ERA: 3.0									K	3 0 0 0 0 0 3																	
45 Mark DiFelice, R ERA: 7.71									K	0 0 0 0 0 0 0																	
60 Todd Coffey, R ERA: 6.75									K	0 0 0 0 0 0 0																	
27 Brad Nelson, L ERA: 7.1									K	1 0 0 0 0 1 0																	
12 Carlos Villanueva, R ERA: 6.0									K	0 0 0 0 0 0 0																	
<b>Inning Stats</b>	R: 0 E: 0 K: 1 S: 18	H: 1 LOB: 2 BB: 1 P: 27	R: 0 E: 0 K: 0 S: 10	H: 1 LOB: 1 BB: 0 P: 18	R: 2 E: 0 K: 1 S: 16	H: 2 LOB: 1 BB: 1 P: 25	R: 1 E: 0 K: 2 S: 13	H: 3 LOB: 2 BB: 0 P: 18	R: 0 E: 0 K: 1 S: 9	H: 0 LOB: 0 BB: 1 P: 16	R: 0 E: 0 K: 2 S: 11	H: 0 LOB: 0 BB: 0 P: 14	R: 2 E: 0 K: 1 S: 12	H: 1 LOB: 2 BB: 3 P: 27	R: 0 E: 0 K: 2 S: 9	H: 0 LOB: 0 BB: 0 P: 15	R: 0 E: 0 K: 2 S: 10	H: 1 LOB: 1 BB: 0 P: 17	1B: 6 2B: 3 3B: 0 HR: 1	SF: 0 SAC: 0 DP: 2 HBP: 0	WP: 0 PB: 0 SB: 0 CS: 0	PA: 40					
<b>PITCHER</b>	IP WLS BF H R ER SO BB IBB HBP BLK WP HR S P ERA WHIP											<b>PITCHER</b>	IP WLS BF H R ER SO BB IBB HBP BLK WP HR S P ERA WHIP														
38 Carlos Zambrano, R ERA: 3.0	6.0	27	7	3	3	7	3	0	0	0	0	0	1	77	118	4.50	1.667										
37 Angel Guzman, R ERA: 7.71	0.1	3	0	2	2	0	2	0	0	0	0	0	5	13	54.00	6.000											
48 Neal Cotts, L ERA: 6.75	0.0	1	0	0	0	0	1	0	0	0	0	0	2	6	∞	∞											
47 Aaron Heilman, R ERA: 7.1	1.2	5	1	0	0	3	0	0	0	0	0	0	14	23	0.00	0.600											
49 Carlos Marmol, R ERA: 6.0	1.0	4	1	0	0	2	0	0	0	0	0	0	10	17	0.00	1.000											





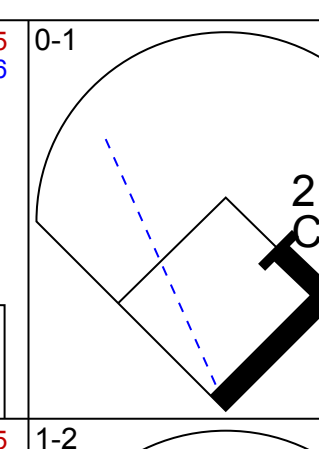
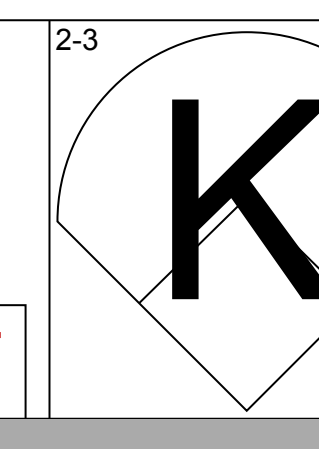
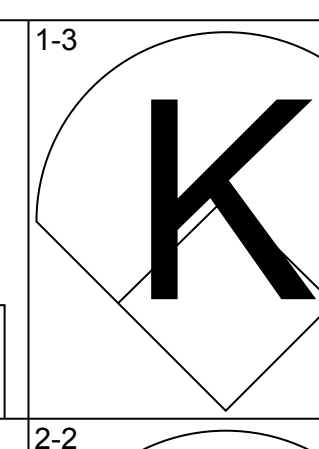
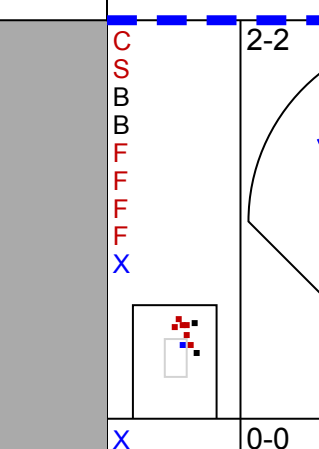
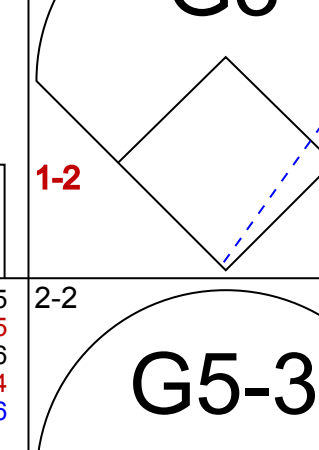
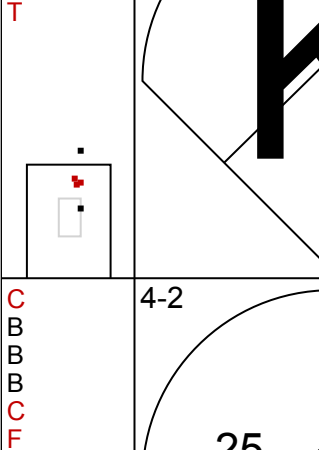
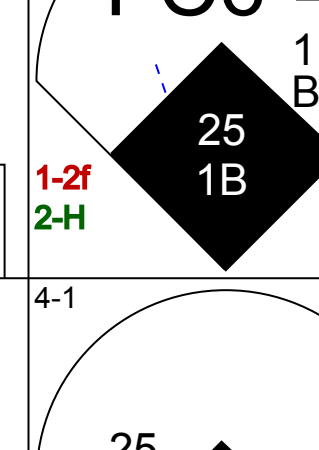
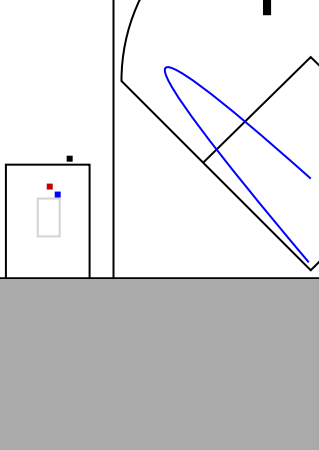
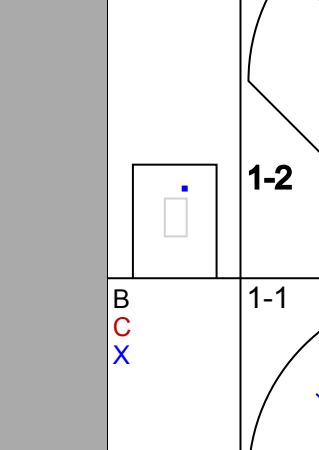
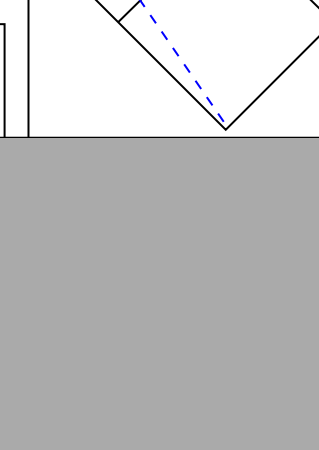
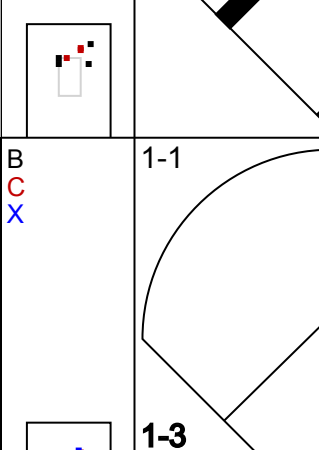
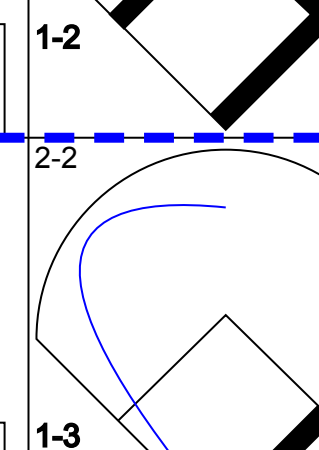
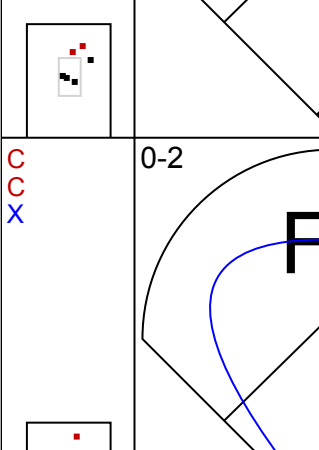
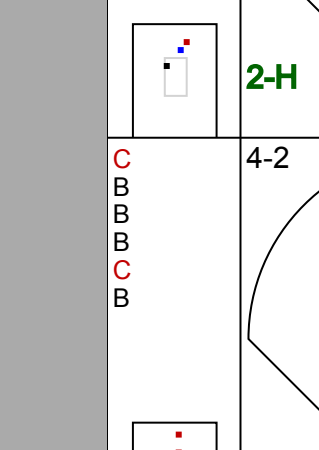
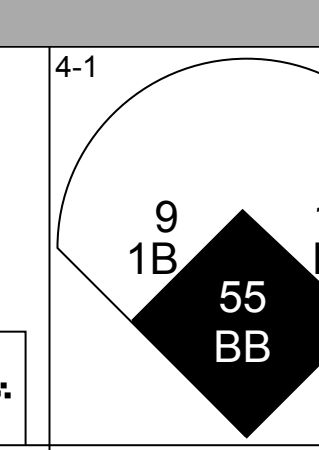
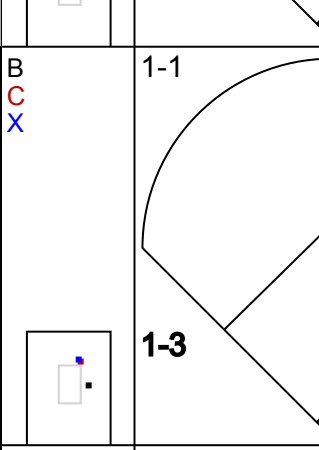
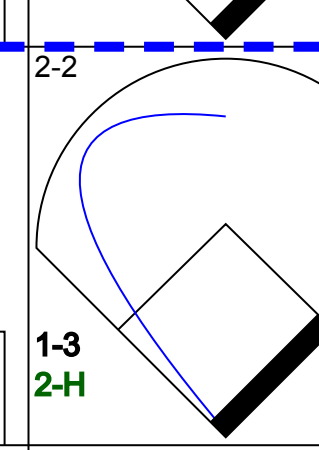
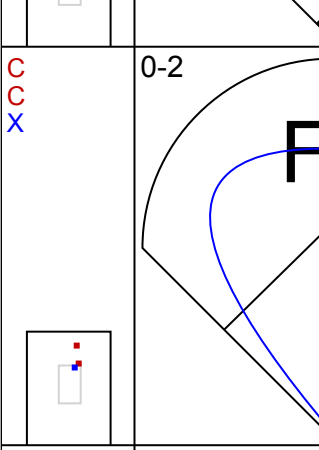
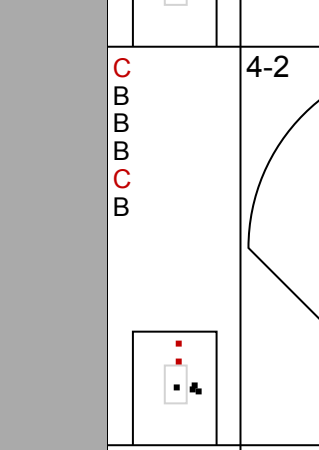
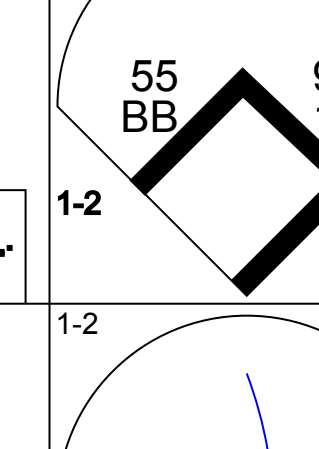
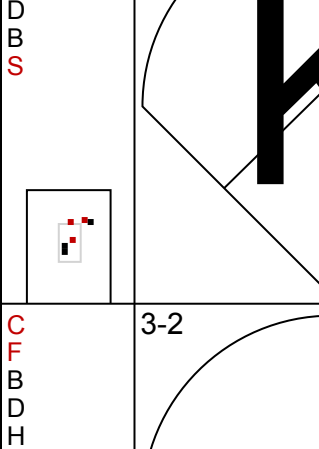
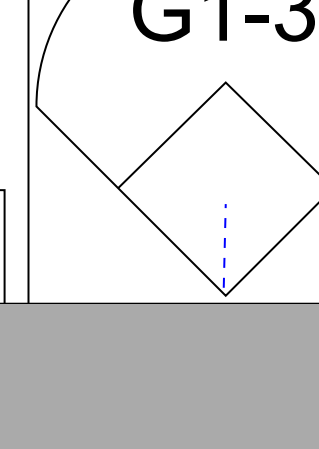
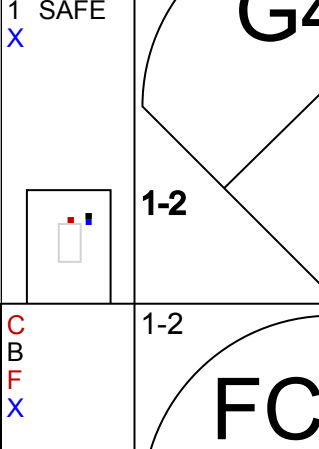
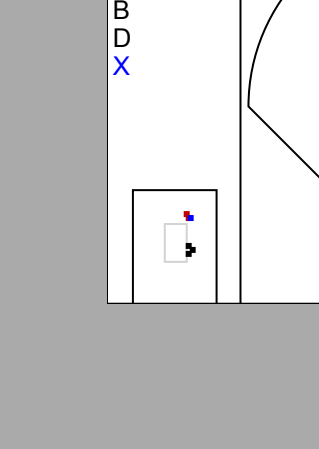
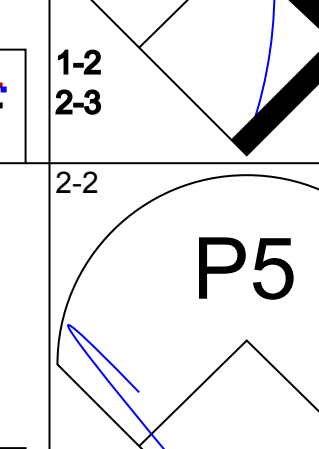
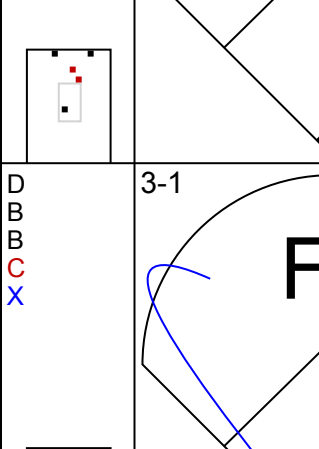
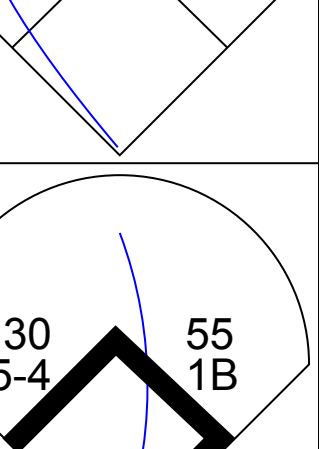
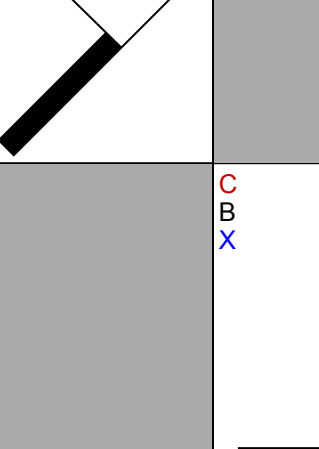

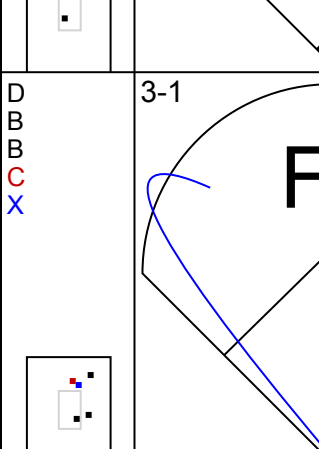
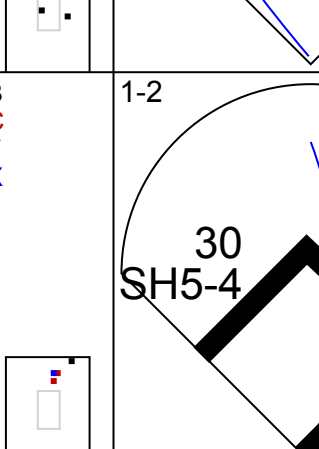
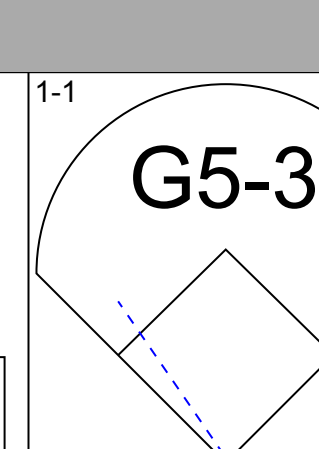
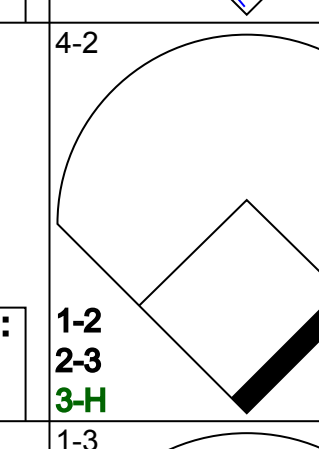
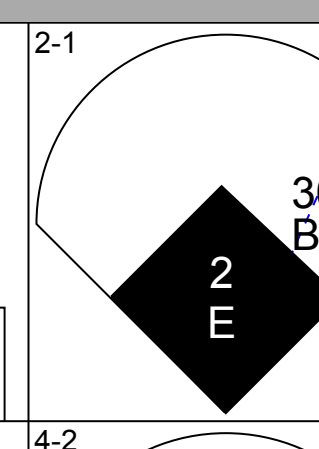
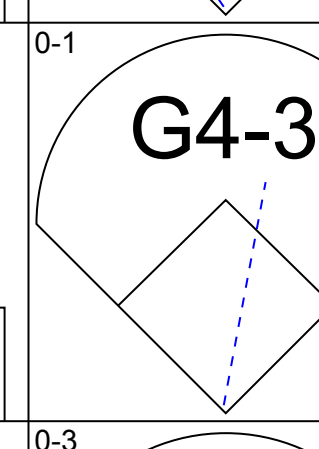
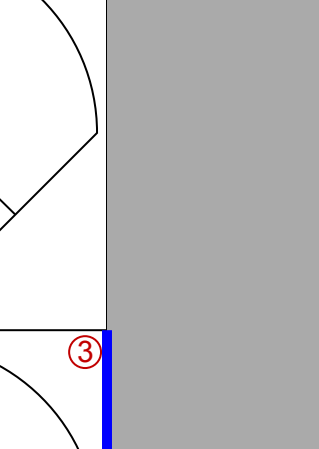
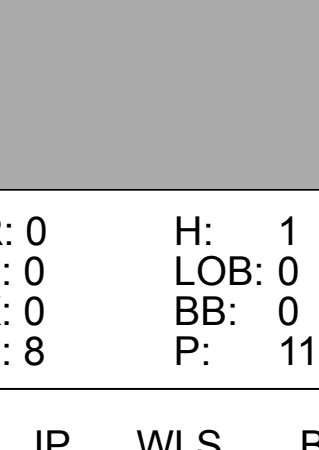
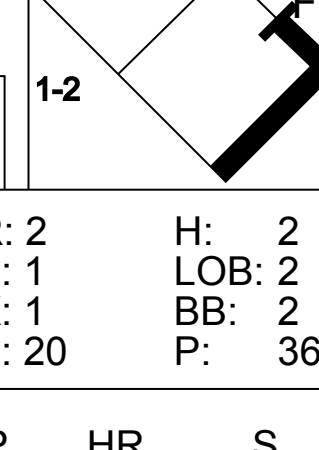
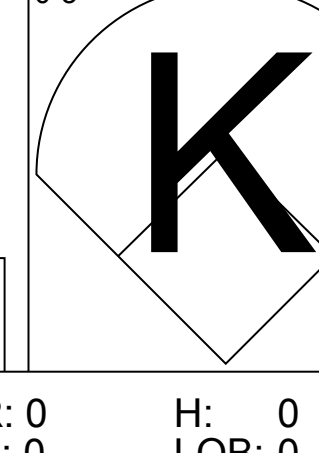


Batter	1	2	3	4	5	6	7	8	9	AB	R	H	RBI	BB	SO	LOB	TOP			
24 Dexter Fowler, S OBP: 0.368, SLG: 0.647										4	0	0	0	0	3	2				
19 Ryan Spillborghs, R OBP: 0.344, SLG: 0.467										4	0	0	0	0	1	0				
17 Todd Helton, L OBP: 0.217, SLG: 0.150										3	0	0	0	1	1	0				
27 Garrett Atkins, R OBP: 0.200, SLG: 0.393										4	0	1	0	0	2	1				
11 Brad Hawpe, L OBP: 0.357, SLG: 0.458										2	0	0	0	0	1	0				
7 Seth Smith, L OBP: 0.235, SLG: 0.286										1	0	0	0	1	1					
2 Troy Tulowitzki, R OBP: 0.393, SLG: 0.727										3	0	0	0	0	1	2				
10 Jeff Baker, R OBP: 0.125, SLG: 0.125										3	0	0	0	0	1	0				
20 Chris Iannetta, R OBP: 0.263, SLG: 0.267										1	0	0	0	2	1	0				
38 Ubaldo Jiménez, R 32 Glendon Rusch, L 12 Clint Barmes, R 34 Matt Belisle, R 9 Ian Stewart, L 37 Ryan Speier, R										0	0	0	0	0	0	0				
<b>Inning Stats</b>	R: 0 E: 0 K: 1 S: 10	H: 0 LOB: 0 BB: 0 P: 13	R: 0 E: 0 K: 2 S: 9	H: 0 LOB: 0 BB: 0 P: 14	R: 0 E: 0 K: 1 S: 8	H: 0 LOB: 1 BB: 1 P: 17	R: 0 E: 0 K: 0 S: 9	H: 0 LOB: 0 BB: 0 P: 13	R: 0 E: 0 K: 2 S: 10	H: 0 LOB: 3 BB: 0 P: 18	R: 0 E: 0 K: 1 S: 8	H: 1 LOB: 2 BB: 0 P: 12	R: 0 E: 0 K: 1 S: 13	H: 0 LOB: 1 BB: 1 P: 22	R: 0 E: 0 K: 3 S: 12	H: 0 LOB: 1 BB: 1 P: 22	1B: 1 2B: 0 3B: 0 HR: 0	SF: 0 SAC: 1 DP: 0 HBP: 0	WP: 1 PB: 0 SB: 0 CS: 0	PA: 32
<b>PITCHER</b>	IP WLS BF H R ER SO BB IBB HBP BLK WP HR S P ERA WHIP																			
30 Ted Lilly, L ERA: 3.86	6.2 W 23 1 0 0 8 2 0 0 0 0 0 0 63 104 0.00 0.450																			
37 Angel Guzman, R ERA: 6.75	0.1 H 1 0 0 0 0 0 0 0 0 0 1 0 4 5 0.00 0.000																			
47 Aaron Heilman, R ERA: 6.75	1.0 H 4 0 0 0 1 1 0 0 0 0 0 0 10 19 0.00 1.000																			
63 Kevin Gregg, R ERA: 9.0	1.0 4 0 0 0 3 1 0 0 0 0 0 0 12 22 0.00 1.000																			

Colorado Rockies @ Chicago Cubs  
Wrigley Field, Chicago, IL  
Mon Apr 13 2009, 1:20 PM CDT  
Att. 40,077 - Rain - 36 F

AB	27
R	0
H	1
RBI	0
BB	4
SO	12
LOB	7



Batter	1	2	3	4	5	6	7	8	9	AB	R	H	RBI	BB	SO	LOB	BOTTOM			
12 Alfonso Soriano, R OBP: 0.389, SLG: 0.750										4	1	2	0	1	2	5				
2 Ryan Theriot, R OBP: 0.533, SLG: 0.583										4	1	0	0	0	1	5				
1 Kosuke Fukudome, L OBP: 0.533, SLG: 0.792										2	0	1	1	3	0	0				
25 Derrek Lee, R OBP: 0.265, SLG: 0.214										3	1	2	1	2	0	1				
17 Mike Fontenot, L OBP: 0.419, SLG: 0.480										4	0	0	0	1	1	6				
9 Reed Johnson, R OBP: 0.500, SLG: 0.333										3	0	1	0	0	0	1				
7 Aaron Miles, S OBP: 0.143, SLG: 0.143										4	0	1	0	0	0	6				
55 Koyie Hill, S OBP: 0.417, SLG: 0.500										3	1	2	1	1	0	0				
30 Ted Lilly, L 37 Angel Guzman, R 47 Aaron Heilman, R 63 Kevin Gregg, R										1	0	0	0	1	1	3				
<b>Inning Stats</b>	R: 0 E: 0 K: 0 S: 8	H: 1 LOB: 0 BB: 0 P: 11	R: 1 E: 0 K: 2 S: 17	H: 1 LOB: 3 BB: 3 P: 35	R: 0 E: 0 K: 2 S: 16	H: 1 LOB: 1 BB: 1 P: 31	R: 2 E: 1 K: 1 S: 20	H: 2 LOB: 2 BB: 2 P: 36	R: 0 E: 0 K: 0 S: 11	H: 2 LOB: 3 BB: 1 P: 20	R: 0 E: 0 K: 0 S: 10	H: 0 LOB: 1 BB: 1 P: 16	R: 0 E: 0 K: 1 S: 7	H: 0 LOB: 0 BB: 0 P: 8	R: 1 E: 0 K: 0 S: 15	H: 2 LOB: 1 BB: 1 P: 25	1B: 8 2B: 1 3B: 0 HR: 0	SF: 0 SAC: 2 DP: 0 HBP: 1	WP: 0 PB: 0 SB: 0 CS: 1	PA: 41
<b>PITCHER</b>	IP WLS BF H R ER SO BB IBB HBP BLK WP HR S P ERA WHIP																			
38 Ubaldo Jiménez, R ERA: 2.53	3.2 L 21 4 3 0 3 5 6 0 1 0 0 0 0 55 104 0.00 2.727																			
32 Glendon Rusch, L ERA: 5.4	1.1 8 3 0 0 0 0 0 1 0 0 0 0 17 29 0.00 2.250																			
34 Matt Belisle, R ERA: 3.0	2.0 7 0 0 0 1 1 0 0 0 0 0 0 17 24 0.00 0.500																			
37 Ryan Speier, R ERA: 4.91	1.0 5 2 1 1 0 1 0 0 0 0 0 0 15 25 9.00 3.000																			

Colorado Rockies @ Chicago Cubs  
Wrigley Field, Chicago, IL  
Mon Apr 13 2009, 1:20 PM CDT  
Att. 40,077 - Rain - 36 F

AB	29
R	4
H	9
RBI	3
BB	9
SO	6
LOB	27





Batter	1	2	3	4	5	6	7	8	9	AB	R	H	RBI	BB	SO	LOB	TOP										
19 Ryan Spilborghs, R OBP: 0.297, SLG: 0.400										5	0	0	0	0	4	1											
7 Seth Smith, L OBP: 0.384, SLG: 0.500										2	1	1	1	3	1	0											
17 Todd Helton, L OBP: 0.250, SLG: 0.240										5	1	2	0	0	2	2											
27 Garrett Atkins, R OBP: 0.200, SLG: 0.364										5	0	1	0	0	1	3											
9 Ian Stewart, L OBP: 0.529, SLG: 0.714										2	1	1	0	2	0	1											
60 Manny Corpas, R										0	0	0	0	0	0	0											
10 Jeff Baker, R OBP: 0.111, SLG: 0.111										1	0	0	0	0	1	1											
16 Huston Street, R										0	0	0	0	0	0	0											
49 Jason Grilli, R										0	0	0	0	0	0	0											
2 Troy Tulowitzki, R OBP: 0.375, SLG: 0.654										4	1	1	0	0	2	3											
20 Chris Iannetta, R OBP: 0.304, SLG: 0.235										2	0	0	0	2	1	1											
12 Clint Barmes, R OBP: 0.320, SLG: 0.500										4	1	1	0	0	2	6											
21 Jason Marquis, L OBP: 0.600, SLG: 0.800										3	0	1	2	0	0	0											
24 Dexter Fowler, S OBP: 0.400, SLG: 0.722										1	0	1	1	0	0	0											
<b>Inning Stats</b>	R: 0 E: 0 K: 3 S: 10	H: 0 LOB: 2 BB: 0 P: 13	R: 2 E: 0 K: 2 S: 22	H: 2 LOB: 2 BB: 2 P: 36	R: 2 E: 1 K: 3 S: 21	H: 3 LOB: 3 BB: 2 P: 43	R: 0 E: 0 K: 2 S: 11	H: 0 LOB: 1 BB: 1 P: 17	R: 0 E: 0 K: 1 S: 9	H: 1 LOB: 1 BB: 0 P: 13	R: 0 E: 0 K: 0 S: 7	H: 0 LOB: 0 BB: 0 P: 10	R: 0 E: 0 K: 0 S: 7	H: 1 LOB: 1 BB: 1 P: 14	R: 1 E: 0 K: 2 S: 14	H: 2 LOB: 1 BB: 0 P: 21	R: 0 E: 0 K: 1 S: 9	H: 0 LOB: 1 BB: 1 P: 15	1B: 5 2B: 3 HR: 1	SF: 0 SAC: 0 DP: 1 HBP: 0	WP: 0 PB: 0 SB: 0 CS: 0	PA: 41					
<b>PITCHER</b>	IP	WLS	BF	H	R	ER	SO	BB	IBB	HBP	BLK	WP	HR	S	P	ERA	WHIP										
40 Rich Harden, R ERA: 5.0	3.0	L	17	5	4	4	8	4	0	0	0	0	1	53	92	12.00	3.000										
54 David Patton, R ERA: 2.25	2.0		8	1	0	0	3	1	0	0	0	0	0	20	30	0.00	1.000										
51 Luis Vizcaino, R ERA:	1.0		3	0	0	0	0	0	0	0	0	0	0	7	10	0.00	0.000										
48 Neal Cotts, L ERA: 3.96	1.0		4	1	0	0	0	1	0	0	0	0	0	7	14	0.00	2.000										
37 Angel Guzman, R ERA: 5.79	2.0		9	2	1	1	3	1	0	0	0	0	0	23	36	4.50	1.500										

Colorado Rockies @ Chicago Cubs  
Wrigley Field, Chicago, IL  
Wed Apr 15 2009, 1:20 PM CDT  
Att: 39,361 - Overcast - 42 F

AB	34
R	5
H	9
RBI	4
BB	7
SO	14
LOB	18



Batter	1	2	3	4	5	6	7	8	9	AB	R	H	RBI	BB	SO	LOB	BOTTOM										
12 Alfonso Soriano, R OBP: 0.375, SLG: 0.694										4	0	1	0	0	0	1											
2 Ryan Theriot, R OBP: 0.471, SLG: 0.500										4	0	0	0	0	1	1											
1 Kosuke Fukudome, L OBP: 0.500, SLG: 0.704										3	0	0	0	1	0	0											
25 Derrek Lee, R OBP: 0.316, SLG: 0.375										4	1	3	1	0	1	2											
17 Mike Fontenot, L OBP: 0.429, SLG: 0.444										2	0	0	0	2	0	1											
9 Reed Johnson, R OBP: 0.500, SLG: 0.385										4	1	2	0	0	0	2											
18 Geovany Soto, R OBP: 0.182, SLG: 0.100										4	0	0	0	0	0	3											
7 Aaron Miles, S OBP: 0.100, SLG: 0.100										3	0	0	0	0	0	1											
40 Rich Harden, L OBP: 0.260, SLG: 0.260										1	0	0	0	0	1	0											
54 David Patton, R ERA: 4.15	1.0		3	0	0	0	0	0	0	0	0	1	0	0	0	0											
16 Huston Street, R ERA: 13.5	0.0		3	2	1	1	0	1	0	0	0	0	0	0	0	0											
49 Jason Grilli, R ERA: 1.93	1.0	S	1	0	0	0	0	0	0	0	0	3	6	0.00	0.000												
<b>Inning Stats</b>	R: 0 E: 0 K: 1 S: 12	H: 1 LOB: 2 BB: 1 P: 22	R: 0 E: 0 K: 0 S: 6	H: 0 LOB: 0 BB: 0 P: 13	R: 0 E: 0 K: 1 S: 7	H: 0 LOB: 0 BB: 0 P: 12	R: 0 E: 0 K: 0 S: 6	H: 1 LOB: 1 BB: 0 P: 9	R: 1 E: 0 K: 1 S: 16	H: 2 LOB: 1 BB: 0 P: 15	R: 0 E: 0 K: 1 S: 16	H: 1 LOB: 2 BB: 1 P: 26	R: 0 E: 0 K: 0 S: 7	H: 0 LOB: 0 BB: 0 P: 11	R: 0 E: 0 K: 0 S: 6	H: 0 LOB: 0 BB: 0 P: 10	R: 1 E: 0 K: 0 S: 10	H: 2 LOB: 1 BB: 1 P: 19	1B: 5 2B: 2 HR: 1	SF: 0 SAC: 0 DP: 2 HBP: 0	WP: 0 PB: 1 SB: 0 CS: 1	PA: 34					
<b>PITCHER</b>	IP	WLS	BF	H	R	ER	SO	BB	IBB	HBP	BLK	WP	HR	S	P	ERA	WHIP										
21 Jason Marquis, R ERA: 1.93	7.0	W	27	5	1	1	3	2	0	0	0	0	0	63	108	1.29	1.000										
60 Manny Corpas, R	1.0		3	0	0	0	0	0	0	0	0	0	0	6	10	0.00	0.000										
16 Huston Street, R ERA: 13.5	0.0		3	2	1	1	0	1	0	0	0	0	1	7	13	∞	∞										
49 Jason Grilli, R ERA: 1.93	1.0	S	1	0	0	0	0	0	0	0	0	0	0	3	6	0.00	0.000										

Colorado Rockies @ Chicago Cubs  
Wrigley Field, Chicago, IL  
Wed Apr 15 2009, 1:20 PM CDT  
Att: 39,361 - Overcast - 42 F

AB	31
R	2
H	7
RBI	2
BB	3
SO	3
LOB	11














Batter	1	2	3	4	5	6	7	8	9	10	11	AB	R	H	RBI	BB	SO	LOB	TOP		
55 Skip Schumaker, L OBP: 0.340, SLG: 0.317	F8		F8	G4-3			G1-3	FC6-4			K	5	1	1	1	1	1	3			
24 Rick Ankiel, L OBP: 0.273, SLG: 0.231	K		K		P4		P2		P5		G4-3	6	0	0	0	0	2	5			
5 Albert Pujols, R OBP: 0.433, SLG: 0.617	K		K	BB	G5-3		G1-3		G6-3			4	0	0	0	1	1	2			
47 Ryan Ludwick, R OBP: 0.444, SLG: 0.833	P1		BB	BB			P3		G5-3			5	0	2	2	0	0	2			
16 Chris Duncan, L OBP: 0.471, SLG: 0.714	F9		BB		F7							3	1	1	0	2	0	1			
4 Yadier Molina, R OBP: 0.400, SLG: 0.476	F8		G4-3								SH2-4	4	0	1	1	0	0	3			
3 Khalil Greene, R OBP: 0.308, SLG: 0.383			BB	HR			P4				F7-4	3	2	1	1	1	0	1			
23 Brian Barden, R OBP: 0.458, SLG: 0.864			BB				F9				SH2-4	2	1	0	0	1	1	0			
22 Joe Thurston, L OBP: 0.424, SLG: 0.483			BB								SH2-4	1	0	0	0	1	1	2			
26 Kyle Lohse, R ERA: 2.57	B5		G2-3				G1-3				SH2-4	2	0	0	0	0	0	2			
46 Ryan Dempster, R ERA: 5.0	R: 0 E: 0 K: 2 S: 9	H: 0 LOB: 0 BB: 0 P: 13	R: 0 E: 0 K: 1 S: 8	H: 0 LOB: 0 BB: 0 P: 12	R: 3 E: 0 K: 1 S: 18	H: 2 LOB: 3 BB: 4 P: 37	R: 1 E: 0 K: 1 S: 11	H: 1 LOB: 0 BB: 0 P: 14	R: 0 E: 0 K: 0 S: 5	H: 0 LOB: 0 BB: 0 P: 8	R: 0 E: 0 K: 2 S: 20	H: 0 LOB: 0 BB: 0 P: 28	R: 0 E: 0 K: 0 S: 6	H: 0 LOB: 0 BB: 1 P: 9	R: 0 E: 0 K: 1 S: 15	H: 0 LOB: 1 BB: 1 P: 23	1B: 2 2B: 4 3B: 0 HR: 1	SF: 0 SAC: 2 DP: 1 HBP: 1	WP: 0 PB: 0 SB: 0 CS: 0	PA: 47	
46 Ryan Dempster, R ERA: 5.0	IP: 6.0	WLS: 26	BF: 4	H: 4	R: 4	ER: 4	SO: 4	BB: 2	IBB: 0	HBP: 0	BLK: 0	WP: 0	HR: 1	S: 61	P: 103	ERA: 6.00	WHIP: 1.333				
48 Neal Cotts, L ERA: 3.38	0.0	2	0	0	0	0	0	2	0	0	0	0	0	0	8	∞	∞				
49 Carlos Marmol, R ERA: 1.25	1.0	B	6	2	1	1	0	0	0	1	0	0	0	17	25	9.00	2.000				
63 Kevin Gregg, R ERA: 6.0	2.0	6	0	0	0	2	0	0	0	0	0	0	0	17	24	0.00	0.000				
47 Aaron Heilman, R ERA: 1.17	1.0	3	0	0	0	0	1	0	0	0	0	0	0	7	11	0.00	1.000				

St. Louis Cardinals @ Chicago Cubs  
Wrigley Field, Chicago, IL  
Sat Apr 18 2009, 2:40 PM CDT  
Att: 40,878 - Cloudy - 69 F

livebaseballscorecards.com

AB 36  
R 5  
H 6  
RBI 5  
BB 8  
SO 7  
LOB 23




Batter	1	2	3	4	5	6	7	8	9	10	11	AB	R	H	RBI	BB	SO	LOB	BOTTOM							
12 Alfonso Soriano, R OBP: 0.393, SLG: 0.648	K		BB		BB		K		P6		FC2-6	4	2	1	0	2	2	0								
1 Kosuke Fukudome, L OBP: 0.490, SLG: 0.750	K		BB		BB		B2-3				FC2-6	5	2	2	1	1	1	1								
25 Derrek Lee, R OBP: 0.283, SLG: 0.348	F8		K				G5-3		G2-3		F8	6	0	1	2	0	1	3								
16 Aramis Ramirez, R OBP: 0.366, SLG: 0.615	G6-3		G6-3		G5-3				K		F8	6	1	1	2	0	1	0								
6 Micah Hoffpauir, L OBP: 0.333, SLG: 0.467					F8		F7		G4-3		HR	3	0	1	0	0	0	0								
9 Reed Johnson, R OBP: 0.444, SLG: 0.333			BB								HR	2	0	0	0	0	0	0								
18 Geovany Soto, R OBP: 0.292, SLG: 0.105	F8		G5-3						G2-3		F8	2	1	0	0	3	0	1								
2 Ryan Theriot, R OBP: 0.488, SLG: 0.525	K				BB				BB		HR	5	1	3	0	0	1	3								
7 Aaron Miles, S OBP: 0.235, SLG: 0.133	G3		G1-3						F8		BB	4	0	1	2	1	0	2								
46 Ryan Dempster, R ERA: 2.57	R: 0 E: 0 K: 2 S: 8	H: 0 LOB: 0 BB: 0 P: 10	R: 1 E: 0 K: 1 S: 11	H: 2 LOB: 1 BB: 0 P: 17	R: 1 E: 0 K: 1 S: 13	H: 2 LOB: 1 BB: 0 P: 23	R: 0 E: 0 K: 0 S: 9	H: 0 LOB: 0 BB: 0 P: 14	R: 3 E: 0 K: 0 S: 19	H: 2 LOB: 1 BB: 2 P: 33	R: 1 E: 0 K: 1 S: 9	H: 2 LOB: 2 BB: 1 P: 19	R: 0 E: 0 K: 1 S: 9	H: 0 LOB: 0 BB: 0 P: 15	R: 0 E: 0 K: 1 S: 10	H: 1 LOB: 2 BB: 1 P: 17	R: 0 E: 0 K: 0 S: 12	H: 1 LOB: 1 BB: 0 P: 17	R: 0 E: 0 K: 1 S: 9	H: 0 LOB: 3 BB: 2 P: 20	R: 2 E: 0 K: 0 S: 3	H: 1 LOB: 0 BB: 1 P: 9	1B: 6 2B: 2 3B: 1 HR: 1	SF: 0 SAC: 0 DP: 0 HBP: 0	WP: 0 PB: 0 SB: 0 CS: 0	PA: 49
26 Kyle Lohse, R ERA: 2.57	IP: 5.0	WLS: 21	BF: 6	H: 2	R: 4	ER: 4	SO: 4	BB: 2	IBB: 0	HBP: 0	BLK: 0	WP: 0	HR: 0	S: 60	P: 97	ERA: 7.20	WHIP: 1.400									
46 Kyle McClellan, R ERA: 2.57	1.0	6	2	1	1	1	1	1	0	0	0	0	0	9	19	9.00	3.000									
30 Jason Motte, R ERA: 7.5	1.0	3	0	0	0	1	0	0	0	0	0	0	0	9	15	0.00	0.000									
31 Ryan Franklin, R ERA: 4.5	2.0	9	2	0	0	1	1	0	0	0	0	0	0	22	34	0.00	1.500									
34 Chris Perez, R ERA: 4.5	1.0	6	0	0	0	1	2	0	0	0	0	0	0	9	20	0.00	2.000									

St. Louis Cardinals @ Chicago Cubs  
Wrigley Field, Chicago, IL  
Sat Apr 18 2009, 2:40 PM CDT  
Att: 40,878 - Cloudy - 69 F

livebaseballscorecards.com

AB 42  
R 7  
H 10  
RBI 7  
BB 7  
SO 8  
LOB 15





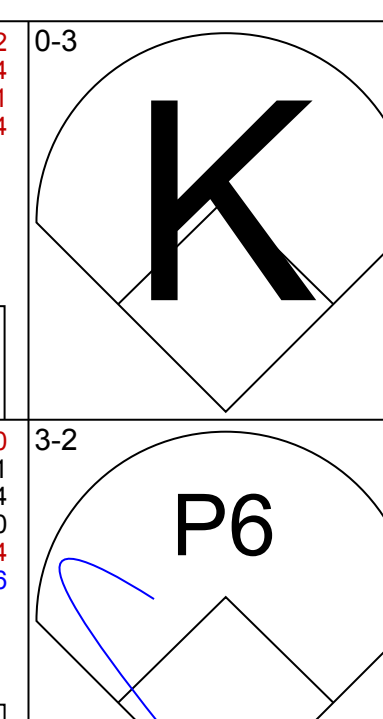
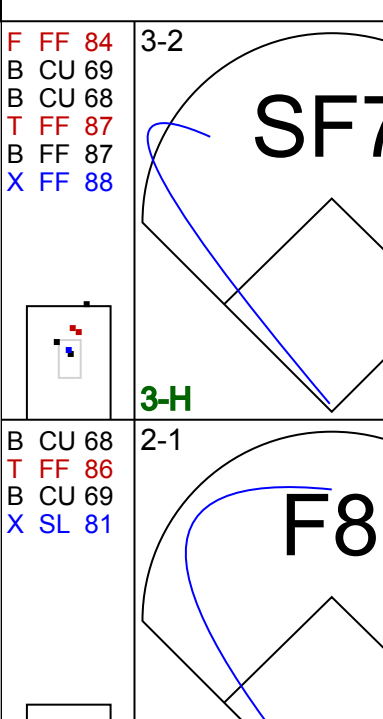
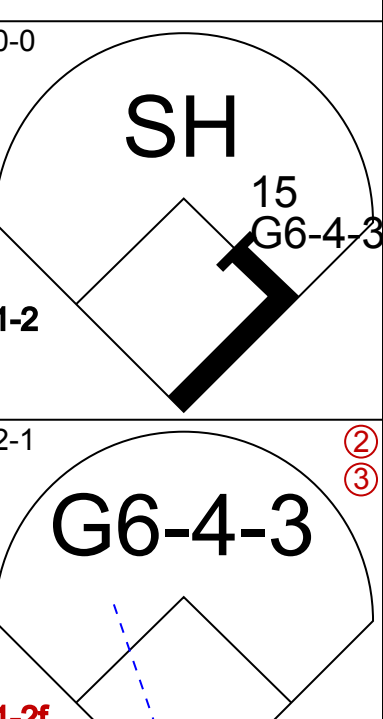
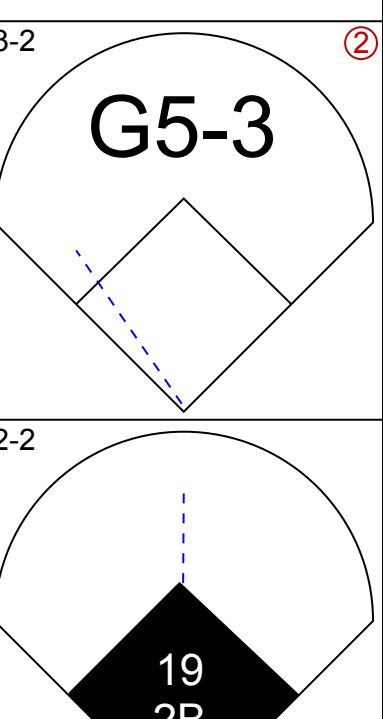
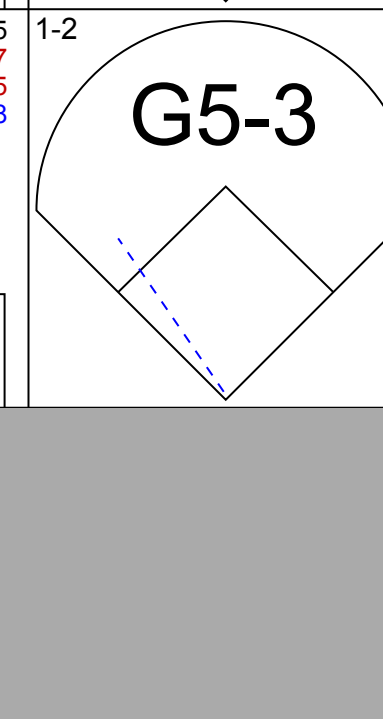


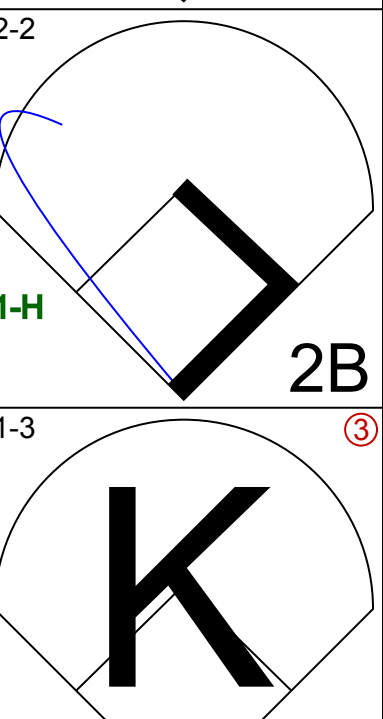

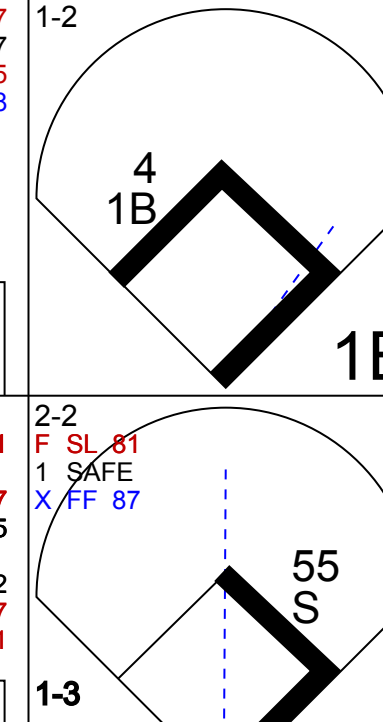
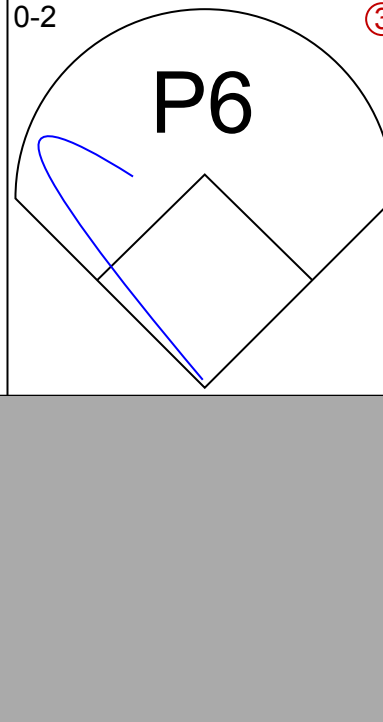

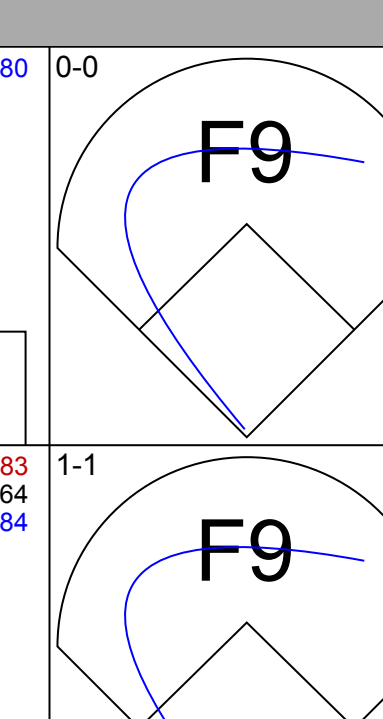
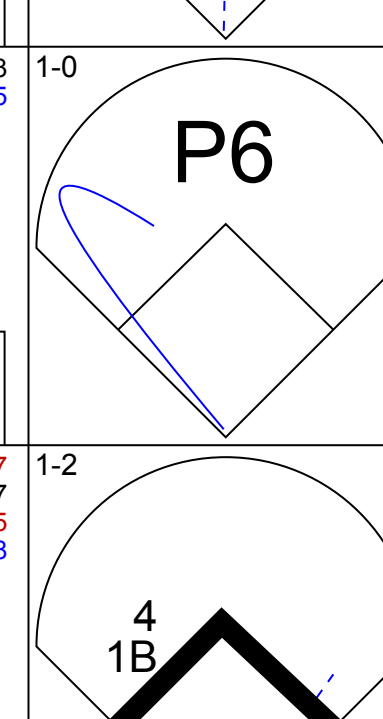
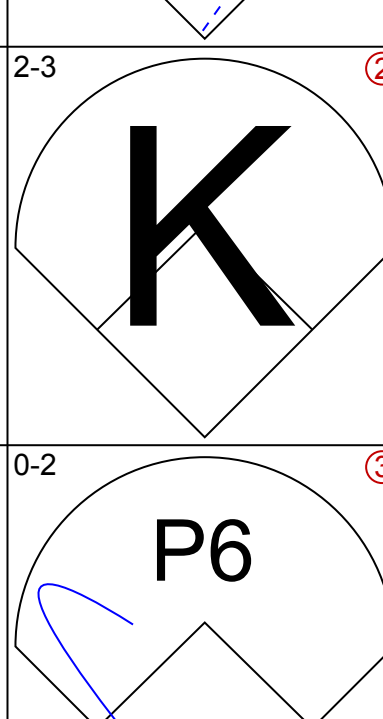
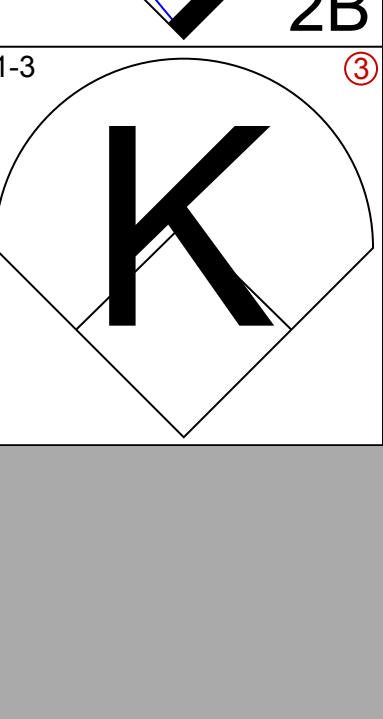
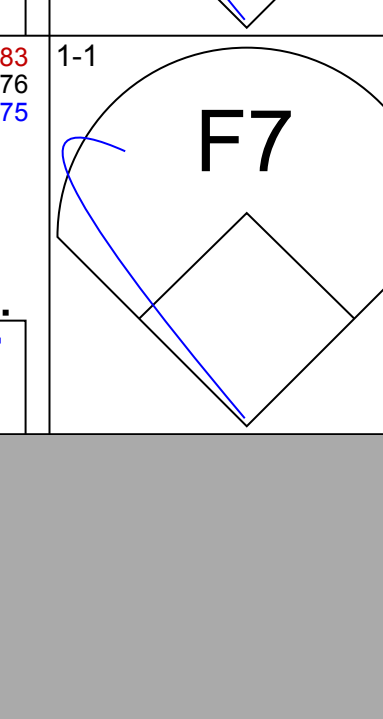
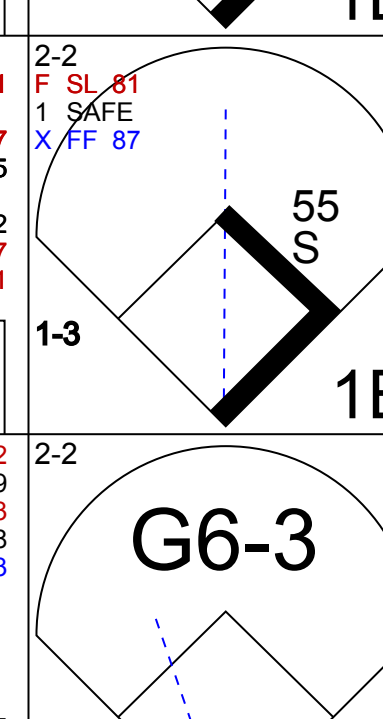




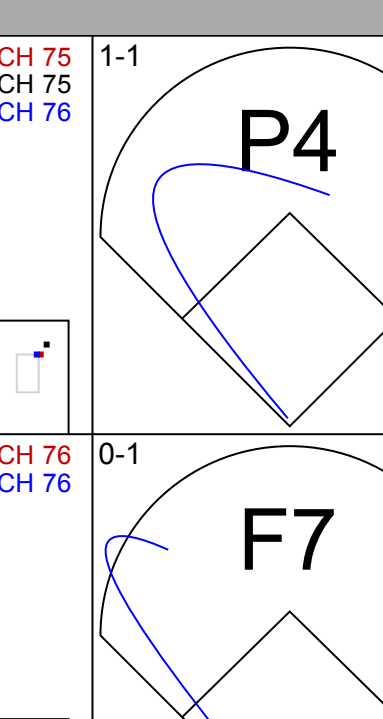
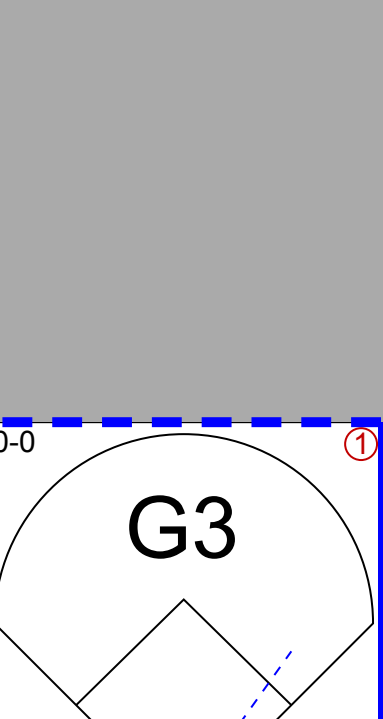
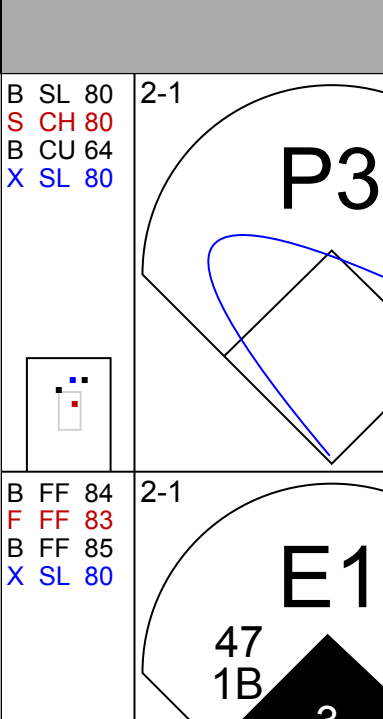
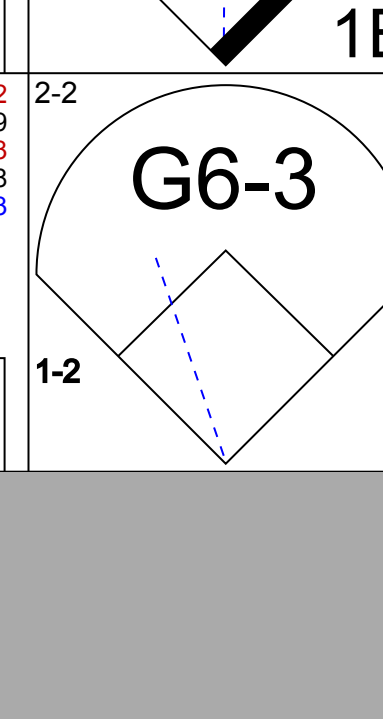
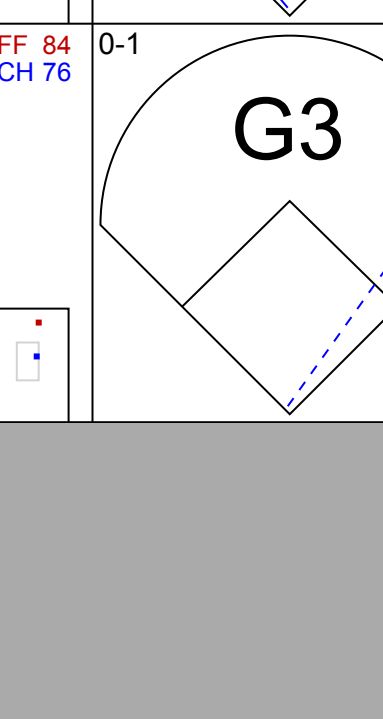
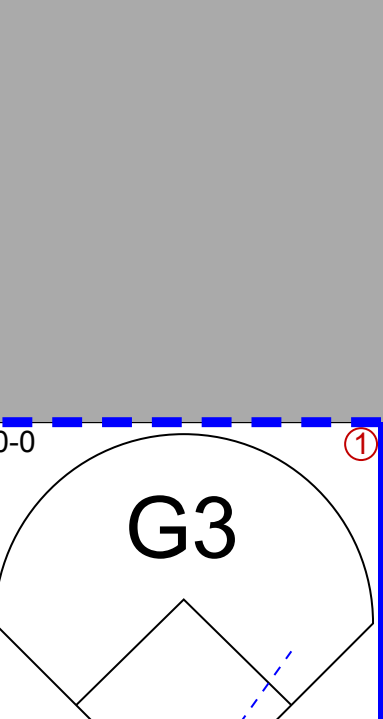
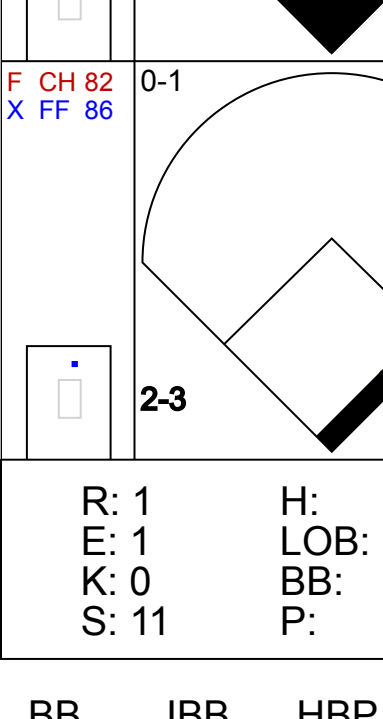
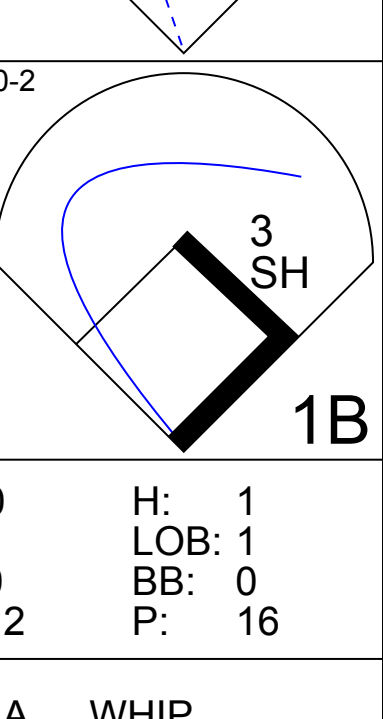
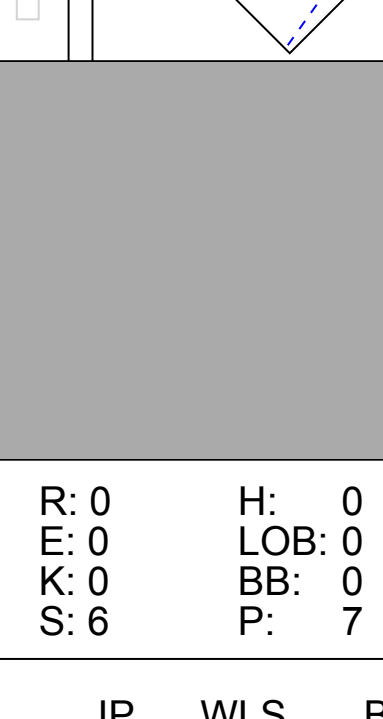
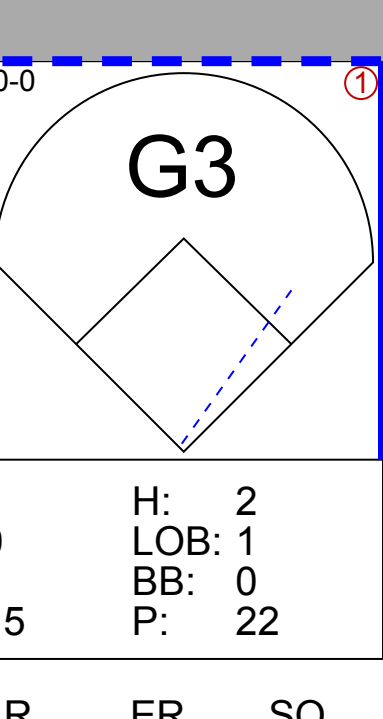
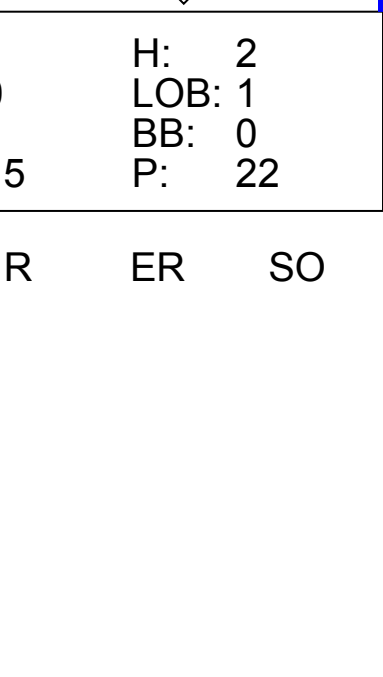
Batter	1	2	3	4	5	6	7	8	9	AB	R	H	RBI	BB	SO	LOB	TOP			
3 Willy Taveras, R OBP: 0.396, SLG: 0.359										4	0	1	0	0	1	0	<b>Cincinnati Reds @ Chicago Cubs</b> Wrigley Field, Chicago, IL Tue Apr 21 2009, 7:05 PM CDT Att: 38,403 - Cloudy - 40 F			
21 Chris Dickerson, L OBP: 0.371, SLG: 0.370										4	0	1	0	0	1	2				
19 Joey Votto, L OBP: 0.411, SLG: 0.540										2	1	0	0	2	1	0				
4 Brandon Phillips, R OBP: 0.283, SLG: 0.238										4	0	0	0	0	1	3				
32 Jay Bruce, L OBP: 0.286, SLG: 0.395										4	1	2	2	0	1	2				
28 Edwin Encarnación, R OBP: 0.366, SLG: 0.275										4	0	0	0	0	2	1				
55 Ramon Hernandez, R OBP: 0.256, SLG: 0.306										4	0	1	0	0	0	0				
2 Alex Gonzalez, R OBP: 0.171, SLG: 0.156										3	0	1	0	1	1	1				
33 Micah Owings, R OBP: 0.286, SLG: 0.271										2	0	0	0	0	2	1				
57 Mike Lincoln, R OBP: 0.233, SLG: 0.233										0	0	0	0	0	0	0				
52 Daniel Herrera, L OBP: 0.222, SLG: 0.125										0	0	0	0	0	0	0				
17 Laynce Nix, L OBP: 0.222, SLG: 0.125										0	0	0	0	0	0	0				
51 Jared Burton, R OBP: 0.222, SLG: 0.125										0	0	0	0	0	0	0				
15 Jerry Hairston, R OBP: 0.222, SLG: 0.125										0	0	0	0	0	0	0				
<b>Inning Stats</b>	R: 0 E: 0 K: 1 S: 7	H: 0 LOB: 0 BB: 0 P: 11	R: 1 E: 0 K: 1 S: 9	H: 1 LOB: 1 BB: 0 P: 14	R: 0 E: 0 K: 2 S: 8	H: 0 LOB: 0 BB: 0 P: 14	R: 1 E: 0 K: 2 S: 16	H: 1 LOB: 1 BB: 1 P: 25	R: 0 E: 0 K: 1 S: 11	H: 0 LOB: 0 BB: 0 P: 11	R: 0 E: 0 K: 1 S: 9	H: 1 LOB: 2 BB: 1 P: 18	R: 0 E: 0 K: 2 S: 10	H: 1 LOB: 2 BB: 1 P: 20	R: 0 E: 0 K: 1 S: 11	H: 1 LOB: 1 BB: 0 P: 16	1B: 3 2B: 2 3B: 0 HR: 1	SF: 0 SAC: 0 DP: 0 HBP: 0	WP: 1 PB: 0 SB: 1 CS: 0	PA: 36
<b>PITCHER</b>	IP WLS BF H R ER SO BB IBB HBP BLK WP HR S P ERA WHIP																ERA WHIP			
40 Rich Harden, R ERA: 4.2	6.0 W 23 3 2 2 8 2 0 0 0 0 0 1 60 92 3.00 0.833																			
47 Aaron Heilman, R ERA: 1.04	1.0 4 1 0 0 1 0 0 0 0 0 0 0 11 18 0.00 1.000																			
48 Neal Cotts, L ERA: 3.0	0.1 3 1 0 0 1 1 0 0 0 0 0 0 6 13 0.00 6.000																			
49 Carlos Marmol, R ERA: 1.23	0.2 2 0 0 0 1 0 0 0 0 0 1 0 4 7 0.00 0.000																			
51 Luis Vizcaino, R ERA:	1.0 4 1 0 0 1 0 0 0 0 0 0 0 11 16 0.00 1.000																			

Batter	1	2	3	4	5	6	7	8	9	AB	R	H	RBI	BB	SO	LOB	BOTTOM			
12 Alfonso Soriano, R OBP: 0.393, SLG: 0.635										4	2	1	0	1	2	5	<b>Cincinnati Reds @ Chicago Cubs</b> Wrigley Field, Chicago, IL Tue Apr 21 2009, 7:05 PM CDT Att: 38,403 - Cloudy - 40 F			
1 Kosuke Fukudome, L OBP: 0.491, SLG: 0.714										2	2	0	0	2	1	3				
25 Derrek Lee, R OBP: 0.276, SLG: 0.320										4	1	0	0	1	0	5				
6 Micah Hoffpauir, L OBP: 0.389, SLG: 0.688										1	1	1	2	1	0	0				
9 Reed Johnson, R OBP: 0.400, SLG: 0.294										2	0	0	0	0	1	3				
16 Aramis Ramirez, R OBP: 0.391, SLG: 0.614										5	1	3	3	0	1	1				
17 Mike Fontenot, L OBP: 0.397, SLG: 0.333										3	0	0	0	1	0	2				
18 Geovany Soto, R OBP: 0.321, SLG: 0.136										3	0	1	1	1	0	2				
2 Ryan Theriot, R OBP: 0.471, SLG: 0.523										4	0	2	1	0	1	3				
40 Rich Harden, L OBP: 0.333, SLG: 0.333										2	0	1	0	0	0	0				
47 Aaron Heilman, R ERA: 1.56										1	0	0	0	0	0	0				
7 Aaron Miles, S OBP: 0.222, SLG: 0.125										0	0	0	0	0	0	0				
48 Neal Cotts, L ERA: 3.6										0	0	0	0	0	0	0				
51 Jared Burton, R ERA: 8.59										0	0	0	0	0	0	0				
<b>Inning Stats</b>	R: 0 E: 0 K: 1 S: 11	H: 0 LOB: 0 BB: 0 P: 13	R: 2 E: 0 K: 1 S: 22	H: 4 LOB: 3 BB: 1 P: 32	R: 0 E: 0 K: 0 S: 4	H: 0 LOB: 0 BB: 1 P: 8	R: 0 E: 0 K: 1 S: 7	H: 0 LOB: 0 BB: 0 P: 10	R: 3 E: 1 K: 0 S: 19	H: 1 LOB: 3 BB: 3 P: 40	R: 2 E: 0 K: 2 S: 17	H: 2 LOB: 2 BB: 1 P: 27	R: 0 E: 0 K: 2 S: 21	H: 2 LOB: 3 BB: 1 P: 33	R: 0 E: 0 K: 1 S: 12	H: 0 LOB: 0 BB: 0 P: 15	1B: 7 2B: 1 3B: 0 HR: 1	SF: 1 SAC: 0 DP: 1 HBP: 2	WP: 0 PB: 0 SB: 0 CS: 0	PA: 42
<b>PITCHER</b>	IP WLS BF H R ER SO BB IBB HBP BLK WP HR S P ERA WHIP																ERA WHIP			
33 Micah Owings, R ERA: 5.99	4.2 L 23 5 5 2 3 4 0 0 0 0 0 0 10 24 3.86 1.929																			
57 Mike Lincoln, R ERA: 18.56	0.2 7 1 2 2 1 2 0 2 0 0 0 0 10 24 27.00 4.500																			
52 Daniel Herrera, L ERA: 3.6	0.2 3 1 0 0 1 0 0 0 0 0 0 0 9 12 0.00 1.500																			
51 Jared Burton, R ERA: 8.59	2.0 9 2 0 0 3 1 0 0 0 0 0 0 33 48 0.00 1.500																			

AB	33
R	2
H	6
RBI	2
BB	3
SO	12
LOB	12



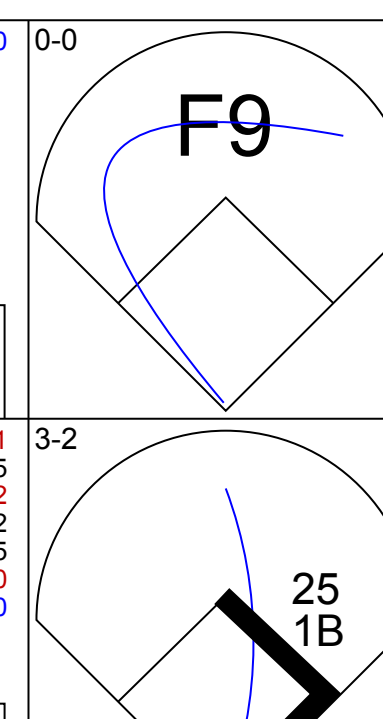
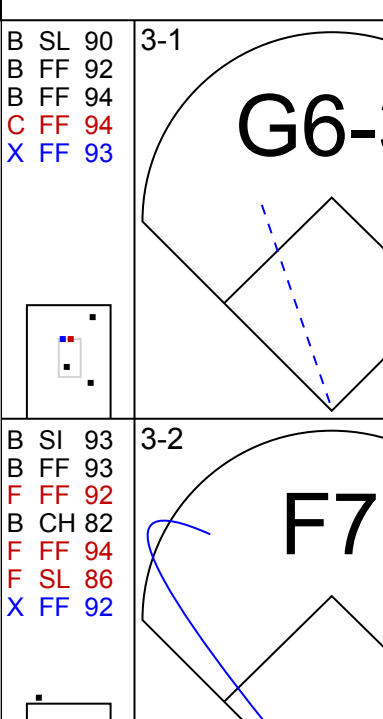
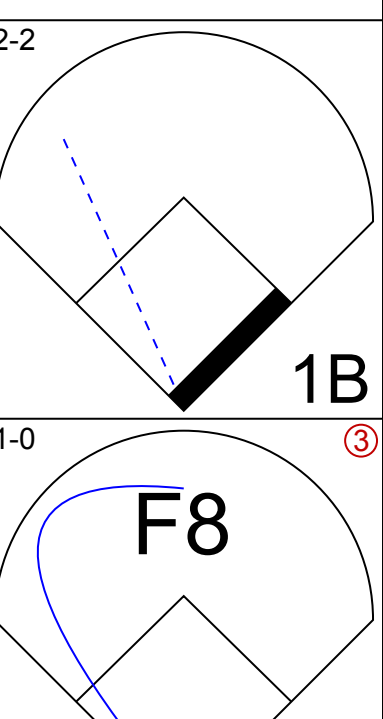
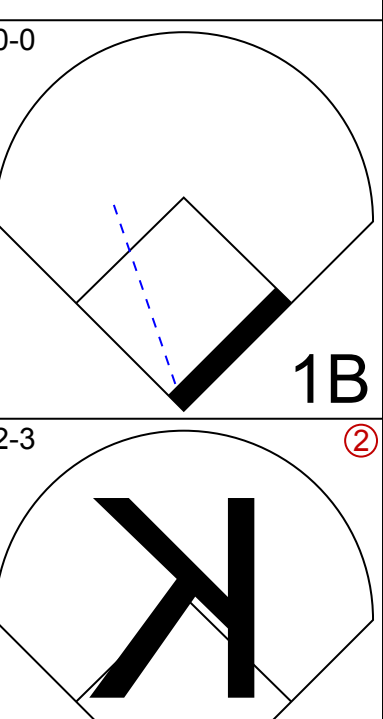
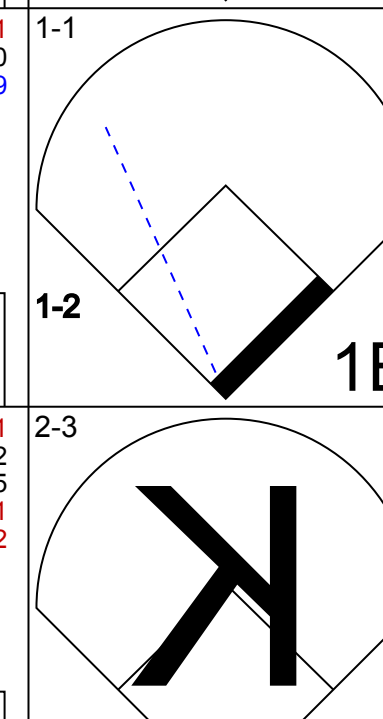


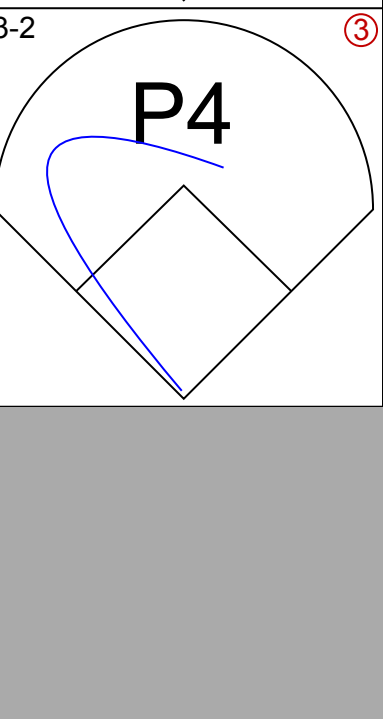
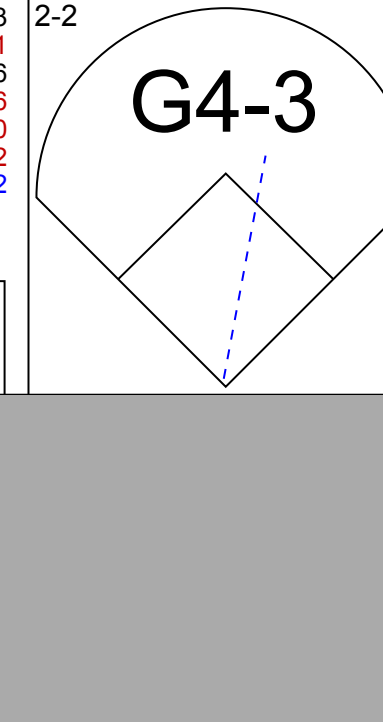
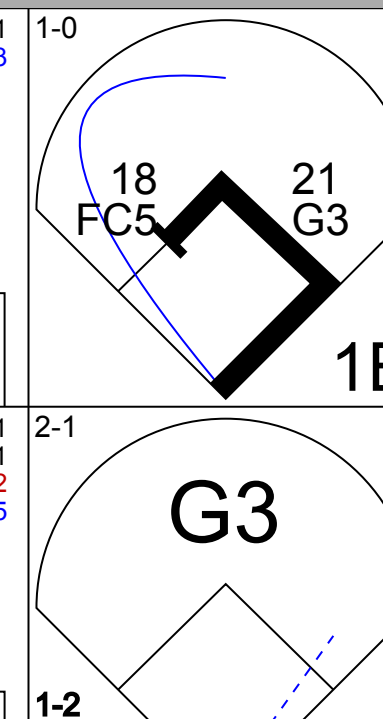




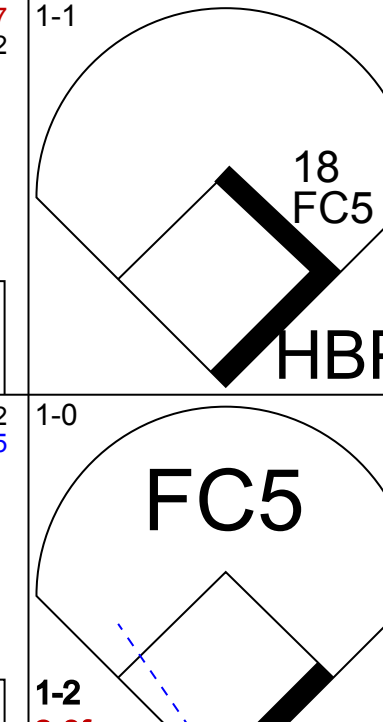
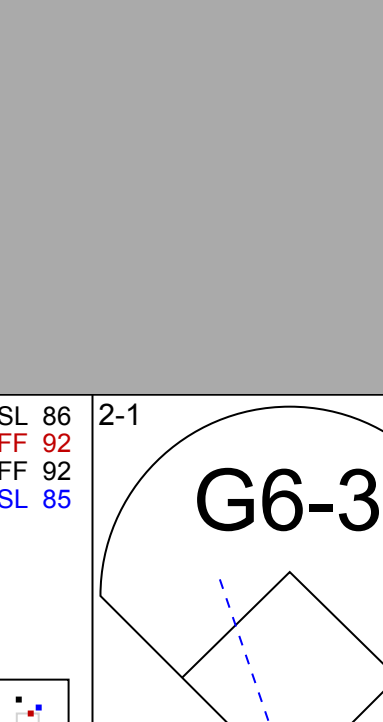

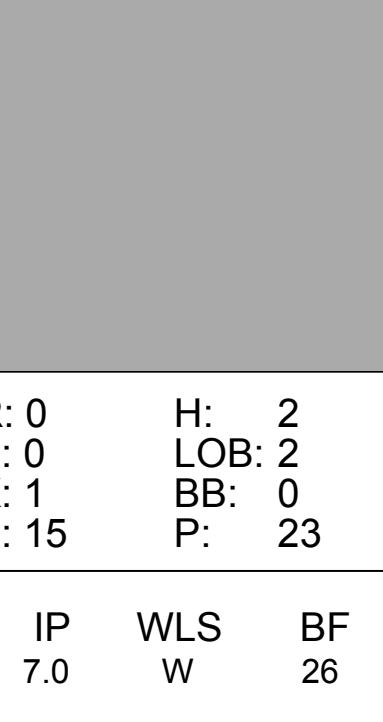

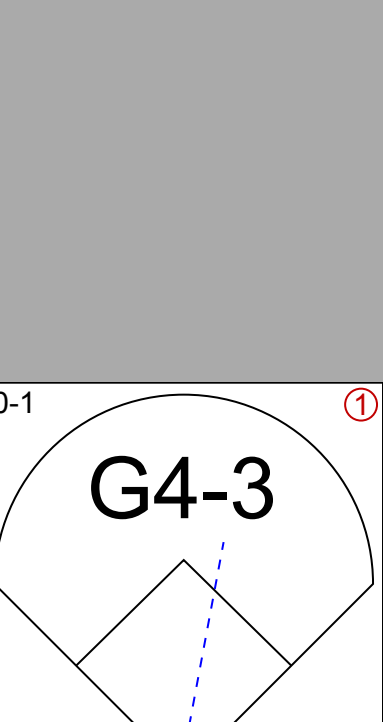
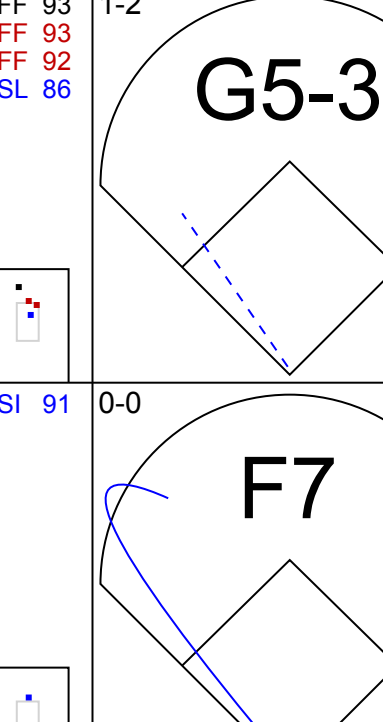
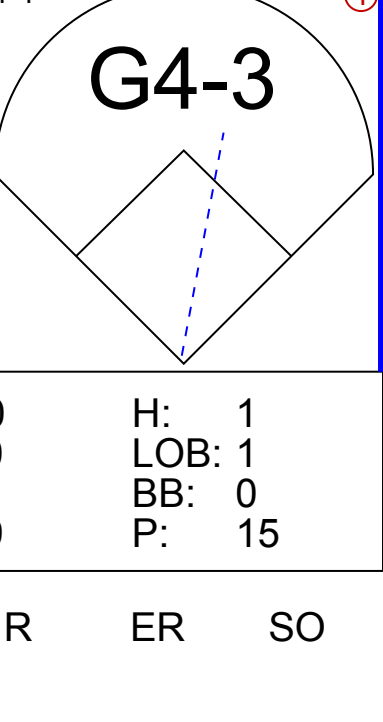

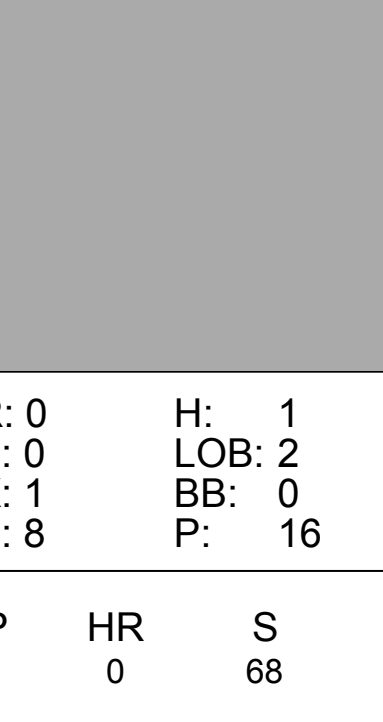





Batter	1	2	3	4	5	6	7	8	9	AB	R	H	RBI	BB	SO	LOB	TOP				
3 Willy Taveras, R OBP: 0.373, SLG: 0.341										2	0	0	1	0	1	0					
15 Jerry Hairston, R OBP: 0.291, SLG: 0.286										4	1	1	0	0	0	3					
19 Joey Votto, L OBP: 0.400, SLG: 0.537										4	0	1	1	0	0	0					
28 Edwin Encarnación, R OBP: 0.339, SLG: 0.250										4	0	0	0	0	2	1					
32 Jay Bruce, L OBP: 0.304, SLG: 0.476										4	1	2	1	0	0	0					
4 Brandon Phillips, R OBP: 0.298, SLG: 0.261										4	0	2	0	0	0	0					
55 Ramon Hernandez, R OBP: 0.233, SLG: 0.275										4	0	0	0	0	0	3					
2 Alex Gonzalez, R OBP: 0.179, SLG: 0.167										4	1	1	0	0	0	1					
47 Johnny Cueto, R OBP: 0.400, SLG: 0.400										2	0	2	0	0	0	0					
17 Laynce Nix, L OBP: 0.313, SLG: 0.467										1	0	0	0	0	0	0					
25 David Weathers, R OBP: 0.381, SLG: 0.357										0	0	0	0	0	0	0					
21 Chris Dickerson, L OBP: 0.361, SLG: 0.357										1	0	0	0	0	1	1					
48 Francisco Cordero, R OBP: 0.281, SLG: 0.115										0	0	0	0	0	0	0					
<b>Inning Stats</b>	R: 0 E: 0 K: 1 S: 10	H: 0 LOB: 0 BB: 0 P: 14	R: 0 E: 0 K: 0 S: 5	H: 0 LOB: 0 BB: 0 P: 7	R: 1 E: 1 K: 0 S: 11	H: 2 LOB: 1 BB: 0 P: 20	R: 0 E: 0 K: 0 S: 14	H: 2 LOB: 2 BB: 0 P: 20	R: 0 E: 1 K: 0 S: 12	H: 1 LOB: 1 BB: 0 P: 16	R: 0 E: 0 K: 1 S: 9	H: 0 LOB: 0 BB: 0 P: 12	R: 0 E: 0 K: 0 S: 6	H: 0 LOB: 0 BB: 0 P: 7	R: 1 E: 0 K: 1 S: 15	H: 2 LOB: 1 BB: 0 P: 22	R: 1 E: 0 K: 1 S: 15	H: 2 LOB: 1 BB: 0 P: 24	1B: 7 2B: 1 3B: 0 HR: 1	SF: 1 SAC: 1 DP: 1 HBP: 0	WP: 0 PA: 36 PB: 0 SB: 1 CS: 0
<b>PITCHER</b>	IP WLS BF H R ER SO BB IBB HBP BLK WP HR S P ERA WHIP																				
30 Ted Lilly, L ERA: 2.41	7.0 L 26 5 1 0 2 0 0 0 0 0 0 0 0 67 96 0.00 0.714																				
37 Angel Guzman, R ERA: 5.97	1.0 5 2 1 1 1 0 0 0 0 0 0 0 15 22 9.00 2.000																				
63 Kevin Gregg, R ERA: 6.43	1.0 5 2 1 1 1 0 0 0 0 0 0 1 15 24 9.00 2.000																				

Cincinnati Reds @ Chicago Cubs  
Wrigley Field, Chicago, IL  
Wed Apr 22 2009, 7:05 PM CDT  
Att: 38,738 - Partly Cloudy - 45 F

AB 34  
R 3  
H 9  
RBI 3  
BB 0  
SO 4  
LOB 9



Batter	1	2	3	4	5	6	7	8	9	AB	R	H	RBI	BB	SO	LOB	BOTTOM				
12 Alfonso Soriano, R OBP: 0.400, SLG: 0.625										4	0	2	0	0	0	0					
1 Kosuke Fukudome, L OBP: 0.475, SLG: 0.674										4	0	1	0	0	1	2					
25 Derrek Lee, R OBP: 0.290, SLG: 0.333										4	0	2	0	0	0	1					
21 Milton Bradley, S OBP: 0.267, SLG: 0.174										4	0	0	0	0	3	3					
16 Aramis Ramirez, R OBP: 0.400, SLG: 0.596										3	0	1	0	0	0	2					
18 Geovany Soto, R OBP: 0.281, SLG: 0.115										4	0	0	0	0	0	3					
2 Ryan Theriot, R OBP: 0.436, SLG: 0.479										4	0	0	0	0	1	3					
7 Aaron Miles, S OBP: 0.190, SLG: 0.105										3	0	0	0	0	0	0					
30 Ted Lilly, L ERA: 2.55										2	0	0	0	0	0	0					
37 Angel Guzman, R ERA: 5.97										0	0	0	0	0	0	0					
17 Mike Fontenot, L OBP: 0.360, SLG: 0.325										1	0	0	0	0	0	0					
63 Kevin Gregg, R ERA: 6.43										0	0	0	0	0	0	0					
<b>Inning Stats</b>	R: 0 E: 0 K: 1 S: 15	H: 2 LOB: 2 BB: 0 P: 23	R: 0 E: 0 K: 0 S: 13	H: 0 LOB: 0 BB: 0 P: 17	R: 0 E: 0 K: 0 S: 9	H: 0 LOB: 0 BB: 0 P: 17	R: 0 E: 0 K: 1 S: 8	H: 1 LOB: 2 BB: 0 P: 16	R: 0 E: 0 K: 0 S: 7	H: 1 LOB: 1 BB: 0 P: 10	R: 0 E: 0 K: 1 S: 10	H: 0 LOB: 0 BB: 0 P: 16	R: 0 E: 0 K: 0 S: 6	H: 0 LOB: 0 BB: 0 P: 9	R: 0 E: 0 K: 1 S: 9	H: 1 LOB: 1 BB: 0 P: 15	R: 0 E: 0 K: 1 S: 7	H: 1 LOB: 1 BB: 0 P: 12	1B: 6 2B: 0 3B: 0 HR: 0	SF: 0 SAC: 0 DP: 0 HBP: 1	WP: 0 PA: 34 PB: 0 SB: 0 CS: 0
<b>PITCHER</b>	IP WLS BF H R ER SO BB IBB HBP BLK WP HR S P ERA WHIP																				
47 Johnny Cueto, R ERA: 1.29	7.0 W 26 4 0 0 3 0 0 0 0 0 0 0 9 15 0.00 0.571																				
25 David Weathers, R ERA: 5.97	1.0 H 4 1 0 0 1 0 0 0 0 0 0 0 9 15 0.00 1.000																				
48 Francisco Cordero, R ERA: 1.29	1.0 S 4 1 0 0 1 0 0 0 0 0 0 0 7 12 0.00 1.000																				

Cincinnati Reds @ Chicago Cubs  
Wrigley Field, Chicago, IL  
Wed Apr 22 2009, 7:05 PM CDT  
Att: 38,738 - Partly Cloudy - 45 F

AB 33  
R 0  
H 6  
RBI 0  
BB 0  
SO 5  
LOB 14









Batter	1	2	3	4	5	6	7	8	9	AB	R	H	RBI	BB	SO	LOB	TOP										
2 Ryan Theriot, R OBP: 0.391, SLG: 0.421	F7		G6-3		G3-1		G6-3		L8	5	0	0	0	0	0	5	<b>Chicago Cubs @ St. Louis Cardinals</b> Busch Stadium, St. Louis, MO Fri Apr 24 2009, 7:15 PM CDT Att: 45,812 - Clear - 81 F										
1 Kosuke Fukudome, L OBP: 0.463, SLG: 0.623	K					K	F8			4	0	1	0	0	2	1											
12 Alfonso Soriano, R OBP: 0.397, SLG: 0.625	F8				P4	E6			SH2-3	4	0	1	0	0	0	1											
16 Aramis Ramirez, R OBP: 0.393, SLG: 0.585					K				SH2-3	2	0	1	0	0	1	1											
7 Aaron Miles, S OBP: 0.174, SLG: 0.095						G3-6-3				1	0	0	0	0	0	1											
25 Derrek Lee, R OBP: 0.271, SLG: 0.306		G6-3			FC5-4				L5	4	1	1	0	0	0	3											
17 Mike Fontenot, L OBP: 0.351, SLG: 0.340					K				K	4	1	1	1	0	3	2											
18 Geovany Soto, R OBP: 0.300, SLG: 0.125						K2-3				3	1	1	0	1	2	1											
9 Reed Johnson, R OBP: 0.417, SLG: 0.333					G5-3				K	4	0	2	0	0	1	0											
46 Ryan Dempster, R 6 Micah Hoffpauir, L 47 Aaron Heilman, R 49 Carlos Marmol, R 37 Angel Guzman, R 21 Milton Bradley, S 4 Joey Galtrighit, L					L4					1	0	0	0	0	0	0											
<b>Inning Stats</b>	R: 0 E: 0 K: 1 S: 8	H: 0 LOB: 0 BB: 0 P: 13	R: 0 E: 0 K: 2 S: 9	H: 1 LOB: 1 BB: 0 P: 15	R: 0 E: 0 K: 0 S: 5	H: 0 LOB: 0 BB: 0 P: 6	R: 0 E: 0 K: 1 S: 10	H: 1 LOB: 1 BB: 0 P: 14	R: 0 E: 0 K: 1 S: 14	H: 2 LOB: 2 BB: 0 P: 20	R: 0 E: 1 K: 1 S: 8	H: 0 LOB: 0 BB: 0 P: 9	R: 3 E: 1 K: 0 S: 13	H: 3 LOB: 1 BB: 1 P: 22	R: 0 E: 0 K: 1 S: 8	H: 1 LOB: 1 BB: 1 P: 13	R: 0 E: 0 K: 2 S: 10	H: 0 LOB: 1 BB: 1 P: 17	1B: 5 2B: 3 3B: 0 HR: 0	SF: 0 SAC: 2 DP: 2 HBP: 0	WP: 0 PB: 0 SB: 0 CS: 0	PA: 37					
<b>PITCHER</b>	IP	WLS	BF	H	R	ER	SO	BB	IBB	HBP	BLK	WP	HR	S	P	ERA	WHIP										
50 Adam Wainwright, R ERA: 2.7	7.0		29	7	3	1	6	1	0	0	0	0	0	67	99	1.29	1.143										
46 Kyle McClellan, R ERA: 1.5	1.0	W	4	1	0	0	1	0	0	0	0	0	0	8	13	0.00	1.000										
31 Ryan Franklin, R ERA:	1.0	S	4	0	0	0	2	1	0	0	0	0	0	10	17	0.00	1.000										

AB 33  
R 3  
H 8  
RBI 1  
BB 2  
SO 9  
LOB 17



Batter	1	2	3	4	5	6	7	8	9	AB	R	H	RBI	BB	SO	LOB	BOTTOM										
55 Skip Schumaker, L OBP: 0.383, SLG: 0.385	G6-4-3		K				G4-3			4	0	2	1	0	1	0	<b>Chicago Cubs @ St. Louis Cardinals</b> Busch Stadium, St. Louis, MO Fri Apr 24 2009, 7:15 PM CDT Att: 45,812 - Clear - 81 F										
24 Rick Ankiel, L OBP: 0.306, SLG: 0.375	F9				G3-1		K		F8	4	0	0	0	0	1	2											
5 Albert Pujols, R OBP: 0.462, SLG: 0.710	G6-4-3						G4-3			4	1	2	0	0	0	2											
47 Ryan Ludwick, R OBP: 0.390, SLG: 0.691					F9		F9			4	0	2	1	0	0	1											
16 Chris Duncan, L OBP: 0.397, SLG: 0.574										3	0	0	0	0	1	2											
23 Brian Barden, R OBP: 0.419, SLG: 0.714					G4-3		K			0	0	0	0	0	0	0											
4 Yadier Molina, R OBP: 0.428, SLG: 0.509	G1-3								G4-6-3	3	1	1	0	1	0	3											
3 Khalil Greene, R OBP: 0.349, SLG: 0.358					F8					3	1	1	0	0	1	2											
22 Joe Thurston, L OBP: 0.386, SLG: 0.487					K				F9	3	1	1	2	0	1	0											
50 Adam Wainwright, R ERA: 4.88					L8					3	0	0	0	0	1	1											
46 Kyle McClellan, R ERA: 0.93									G1-3	0	0	0	0	0	0	0											
31 Ryan Franklin, R ERA: 5.4										0	0	0	0	0	0	0											
<b>Inning Stats</b>	R: 0 E: 0 K: 0 S: 5	H: 1 LOB: 0 BB: 0 P: 7	R: 0 E: 0 K: 0 S: 11	H: 1 LOB: 1 BB: 0 P: 15	R: 0 E: 0 K: 2 S: 8	H: 0 LOB: 0 BB: 0 P: 14	R: 0 E: 0 K: 0 S: 6	H: 1 LOB: 1 BB: 0 P: 9	R: 3 E: 0 K: 2 S: 13	H: 3 LOB: 1 BB: 1 P: 20	R: 0 E: 0 K: 2 S: 10	H: 1 LOB: 1 BB: 0 P: 15	R: 0 E: 0 K: 0 S: 6	H: 0 LOB: 0 BB: 0 P: 12	R: 1 E: 0 K: 0 S: 12	H: 2 LOB: 1 BB: 0 P: 16	1B: 7 2B: 2 3B: 0 HR: 0	SF: 0 SAC: 0 DP: 2 HBP: 1	WP: 1 PB: 0 SB: 1 CS: 0	PA: 33							
<b>PITCHER</b>	IP	WLS	BF	H	R	ER	SO	BB	IBB	HBP	BLK	WP	HR	S	P	ERA	WHIP										
46 Ryan Dempster, R	6.0		25	7	3	3	6	1	0	0	0	0	0	6	12	0.00	0.000										
47 Aaron Heilman, R ERA: 0.93	1.0		3	0	0	0	0	0	0	0	0	0	0	6	12	0.00	0.000										
49 Carlos Marmol, R ERA: 2.35	0.1	L	4	2	1	1	0	0	0	1	0	0	0	7	11	27.00	6.000										
37 Angel Guzman, R ERA: 5.4	0.2		1	0	0	0	0	0	0	0	0	0	0	5	5	0.00	0.000										

AB 31  
R 4  
H 9  
RBI 4  
BB 1  
SO 6  
LOB 13













Batter	1	2	3	4	5	6	7	8	9	AB	R	H	RBI	BB	SO	LOB	TOP					
12 Alfonso Soriano, R OBP: 0.384, SLG: 0.618	1-1 F FF 90 B FS 84 X FF 90 HR		0-1 T KC 78 X FF 91 F7			1-2 B FC 86 C FC 87 X FF 93 F9			2-2 B FF 90 B FC 78 X FC 87 F7	4	1	1	1	0	0	1						
2 Ryan Theriot, R OBP: 0.372, SLG: 0.386	1-3 F FF 91 B FS 85 C FS 83 K		2-2 C KC 77 B FS 86 C KC 77 D FS 85 X FF 90 G5-3			0-0 X SI 92 G6-3			0-3 C FF 90 S FC 87 S FC 85 K2-3	4	0	0	0	0	2	1						
1 Kosuke Fukudome, L OBP: 0.457, SLG: 0.621	0-0 X FF 91 F7			2-3 B KC 78 C KC 78 C KC 79 X FF 91 K					0-3 C KC 77 C FF 91 K	4	0	0	0	0	2	0						
9 Reed Johnson, R OBP: 0.306, SLG: 0.242	2-0 B FF 91 B KC 79 X SI 92 G6-3			0-2 S FF 92 B FS 86 X FS 86 G6-3					0-0 X SI 90 G4-3	3	0	0	0	0	0	0						
6 Micah Hoffpauir, L OBP: 0.355, SLG: 0.607	1-1 B KC 78 C KC 80 X FF 90 F9			1-3 C KC 87 B FC 86 S FC 85 K					2-3 C FF 88 B FC 85 B KC 76 S FC 83 K	3	0	0	0	0	2	0						
18 Geovany Soto, R OBP: 0.275, SLG: 0.143	1-1 B KC 79 S FC 87 X FC 87 G5-3			2-2 B FC 86 C KC 77 B FC 87 C FC 89 X FF 92 F8					2-3 C FS 88 B FC 87 B FC 76 C FC 77 X FF 90 K	3	0	0	0	0	1	0						
17 Mike Fontenot, L OBP: 0.362, SLG: 0.397	2-1 B SI 92 S FF 91 B KC 79 X FF 92 P5			2-2 B FF 91 B FC 87 C KC 79 X KC 78 F7					3-2 C FF 89 B FC 83 B FC 76 C FC 84 F FC 91 F FC 85 B FF 89 HR	3	1	1	1	0	0	0						
7 Aaron Miles, S OBP: 0.229, SLG: 0.212	0-1 F FF 89 X FF 90 G5-3			2-2 M KC 78 S KC 79 B FF 91 B FS 85 X FF 90 F7					0-3 C FF 90 B FC 87 C FC 85 F SI 91 X FF 89 K	3	0	0	0	0	1	0						
30 Ted Lilly, L OBP: 0.250, SLG: 0.143	0-0 X FF 89 G5-3			1-3 C KC 76 B FC 87 C FF 89 K					0-3 S KC 78 C SI 91 X SI 90 K	1	0	1	0	0	0	0						
4 Joey Gathright, L OBP: 0.250, SLG: 0.143										1	0	0	0	0	1	0						
54 David Patton, R OBP: 0.281, SLG: 0.167										0	0	0	0	0	0	1						
21 Milton Bradley, S OBP: 0.281, SLG: 0.167										1	0	0	0	0	1	0						
29 Jeff Samardzija, R OBP: 0.281, SLG: 0.167										0	0	0	0	0	0	0						
<b>Inning Stats</b>	R: 1 E: 0 K: 1 S: 7	H: 1 LOB: 0 BB: 0 P: 11	R: 0 E: 0 K: 0 S: 6	H: 0 LOB: 0 BB: 0 P: 10	R: 0 E: 0 K: 0 S: 8	H: 1 LOB: 1 BB: 0 P: 10	R: 0 E: 0 K: 2 S: 9	H: 0 LOB: 0 BB: 0 P: 12	R: 0 E: 0 K: 0 S: 9	H: 0 LOB: 0 BB: 0 P: 15	R: 0 E: 0 K: 1 S: 7	H: 0 LOB: 0 BB: 0 P: 9	R: 0 E: 0 K: 1 S: 6	H: 0 LOB: 0 BB: 0 P: 9	R: 1 E: 0 K: 3 S: 19	H: 1 LOB: 0 BB: 0 P: 24	R: 0 E: 0 K: 2 S: 9	H: 0 LOB: 0 BB: 0 P: 11	1B: 1 2B: 0 3B: 0 HR: 2	SF: 0 SAC: 0 DP: 0 HBP: 0	WP: 0 PB: 0 SB: 0 CS: 0	PA: 30
<b>PITCHER</b>	IP WLS BF H R ER SO BB IBB HBP BLK WP HR S P ERA WHIP	9.0 W 30 3 2 2 10 0 0 0 0 0 2 80 111 2.00 0.333																				

**Chicago Cubs @ Arizona Diamondbacks**  
Chase Field, Phoenix, AZ  
Mon Apr 27 2009, 6:40 PM MST  
Att: 29,461 - Partly Cloudy - 83 F

**AB 30**  
**R 2**  
**H 3**  
**RBI 2**  
**BB 0**  
**SO 10**  
**LOB 2**



Batter	1	2	3	4	5	6	7	8	9	AB	R	H	RBI	BB	SO	LOB	BOTTOM			
24 Chris Young, R OBP: 0.280, SLG: 0.420	1-1 C SL 82 B SL 82 X CH 77 G5-3		2-1 B CU 71 C CH 80 X CH 80 11 S 2B	1-1 C CH 80 D CU 72 X SL 83 11 S 2B		1-1 C CU 77 R FF 92 X CU 77 G5-3			2-3 B SL 83 B FC 84 S FC 85 F FS 85 K	5	0	2	2	0	1	2				
11 Augie Ojeda, S OBP: 0.400, SLG: 0.412	0-1 C FF 86 X CH 79 L7		4-1 B SL 83 B SL 83 C SL 83 B SI 89 34 FC6-4 2B	2-1 F FF 86 B CU 71 B FF 89 X FF 89 F8				1-1 F SI 82 B FF 91 X CH 83 34 E 1B	3	1	1	0	1	0	1					
34 Conor Jackson, R OBP: 0.242, SLG: 0.258	2-1 B SL 82 B FF 86 F FF 89 X FF 89 F8		3-1 1 SAFE C SL 82 B CU 71 B SL 83 X CU 72 FC6-4		2-1 B CH 76 C CU 64 X CH 76 F7			0-1 C FF 90 1 SAFE X CU 78 E5	4	1	0	0	0	0	2					
27 Mark Reynolds, R OBP: 0.338, SLG: 0.569	1-1 F FF 87 B SI 89 X SL 82 10 CS 10 F9-2 2B		4-0 B SI 81 B FF 86 C SL 80 B SI 86 19 BB 22 S BB	3-3 B SI 85 B FF 86 C SL 80 B SI 80 S SL 80 B CU 68 B SI 80 K				1-2 B FF 90 B SI 80 C CU 79 X CU 79 F9	3	1	1	0	1	1	1					
22 Eric Byrnes, R OBP: 0.286, SLG: 0.438	2-2 L CH 79 C FF 90 B CU 72 D CU 71 X FF 90 F7		1-1 B FF 86 1 SAFE T SI 89 F SI 82 1 SAFE S CU 72 K	4-0 B CU 67 B SL 80 B FF 86 BB				2-1 B FF 90 B FF 90 X FF 91 F8	3	0	0	0	1	1	2					
10 Justin Upton, R OBP: 0.321, SLG: 0.408	3-2 C FF 89 B FF 88 B SL 82 S SL 82 X FF 89 F9-2		0-2 C FF 86 F SI 89 X CU 73 19 BB 15 2B 1B	1-0 B SAFE X SI 87 P3				3-2 B FF 91 B FF 85 S FF 91 X CU 78 G4-3	4	1	1	0	0	0	2					
14 Ryan Roberts, R OBP: 0.385, SLG: 0.273			3-2 B SI 87 B SI 87 C SL 82 T SI 89 F SI 82 X SL 83 F9	0-1 C SL 80 X SL 82 F9				1-1 B FF 91 C FF 90 X FF 90 19 S 1B	4	0	1	0	0	1	2					
19 Chris Snyder, R OBP: 0.318, SLG: 0.235			1-2 B SI 89 B SI 84 X SL 83 K	4-2 B SI 90 B SI 90 B CU 72 B CU 72 15 2B 24 2B BB				3-3 C FF 90 B CU 76 B FF 90 B CU 79 B CU 77 C FF 91 K	2	2	1	1	2	1	1					
15 Dan Haren, R OBP: 0.182, SLG: 0.273			1-2 B SI 90 C SL 83 C SI 89 T SI 89 K	0-0 X SL 82 15 2B 24 2B 2B				2-3 B FF 90 C FF 91 S FF 91 X SI 87 K	3	1	1	2	0	2	1					
<b>Inning Stats</b>	R: 0 E: 0 K: 0 S: 6	H: 0 LOB: 0 BB: 0 P: 9	R: 0 E: 0 K: 0 S: 8	H: 1 LOB: 0 BB: 0 P: 14	R: 1 E: 0 K: 1 S: 16	H: 2 LOB: 1 BB: 1 P: 30	R: 4 E: 0 K: 1 S: 15	H: 3 LOB: 1 BB: 2 P: 27	R: 0 E: 0 K: 1 S: 6	H: 0 LOB: 1 BB: 1 P: 16	R: 0 E: 0 K: 2 S: 10	H: 1 LOB: 0 BB: 0 P: 17	R: 2 E: 2 K: 0 S: 13	H: 1 LOB: 0 BB: 0 P: 19	R: 0 E: 0 K: 2 S: 9	H: 0 LOB: 1 BB: 1 P: 18	1B: 3 2B: 5 3B: 0 HR: 1	SF: 0 SAC: 1 DP: 1 HBP: 0	WP: 1 PB: 0 SB: 5 CS: 1	PA: 37
<b>PITCHER</b>	IP WLS BF H R ER SO BB IBB HBP BLK WP HR S P ERA WHIP	5.0 L 24 2 2 1 2 4 0 0 0 0 1 0 23 36 4.50 1.000																		

**Chicago Cubs @ Arizona Diamondbacks**  
Chase Field, Phoenix, AZ  
Mon Apr 27 2009, 6:40 PM MST  
Att: 29,461 - Partly Cloudy - 83 F

**AB 31**  
**R 7**  
**H 8**  
**RBI 5**  
**BB 5**  
**SO 7**  
**LOB 14**









Batter	1	2	3	4	5	6	7	8	9	AB	R	H	RBI	BB	SO	LOB	TOP										
12 Alfonso Soriano, R OBP: 0.378, SLG: 0.619 63 Kevin Gregg, R 54 David Patton, R	G6-3		L6		K			G6-3		4	0	0	0	0	1	0	<b>Chicago Cubs @ Arizona Diamondbacks</b> Chase Field, Phoenix, AZ Wed Apr 29 2009, 12:40 PM MST Att: 27,013 - Sunny - 88 F										
2 Ryan Theriot, R OBP: 0.368, SLG: 0.372	1B		G6-3		K			K		4	0	1	0	0	2	0											
21 Milton Bradley, S OBP: 0.317, SLG: 0.194	L5		P4						G4-3	3	0	0	0	1	0	1											
25 Derrek Lee, R OBP: 0.266, SLG: 0.300	BB				F9			F7		3	0	0	0	1	0	1											
9 Reed Johnson, R OBP: 0.317, SLG: 0.222	G1-3				HBP			G6-3		2	0	0	0	1	0	3											
18 Geovany Soto, R OBP: 0.273, SLG: 0.133					F8			K		3	0	0	0	1	2	2											
7 Aaron Miles, S OBP: 0.233, SLG: 0.220					P4					3	0	1	0	0	1	2											
17 Mike Fontenot, L OBP: 0.338, SLG: 0.409										3	0	0	0	0	1	2											
46 Ryan Dempster, R 49 Carlos Marmol, R 29 Jeff Samardzija, R										2	0	0	0	0	2	1											
4 Joey Gathright, L OBP: 0.200, SLG: 0.111										0	0	0	0	0	0	0											
<b>Inning Stats</b>	R: 0 E: 0 K: 15 S: 15	H: 1 LOB: 2 BB: 1 P: 30	R: 0 E: 0 K: 3 S: 12	H: 0 LOB: 1 BB: 1 P: 20	R: 0 E: 0 K: 0 S: 4	H: 0 LOB: 0 BB: 0 P: 8	R: 0 E: 0 K: 0 S: 6	H: 0 LOB: 1 BB: 0 P: 12	R: 0 E: 0 K: 2 S: 8	H: 0 LOB: 1 BB: 0 P: 12	R: 0 E: 0 K: 1 S: 10	H: 0 LOB: 1 BB: 1 P: 19	R: 0 E: 0 K: 1 S: 8	H: 1 LOB: 0 BB: 0 P: 15	R: 0 E: 0 K: 2 S: 9	H: 0 LOB: 0 BB: 0 P: 11	R: 0 E: 0 K: 1 S: 7	H: 0 LOB: 1 BB: 1 P: 14	1B: 2 2B: 0 3B: 0 HR: 0	SF: 0 SAC: 0 DP: 1 HBP: 1	WP: 0 PB: 0 SB: 0 CS: 0	PA: 33					
<b>PITCHER</b>	IP	WLS	BF	H	R	ER	SO	BB	IBB	HBP	BLK	WP	HR	S	P	ERA	WHIP										
49 Doug Davis, L ERA: 2.91	7.0	W	26	2	0	0	7	3	0	1	0	0	0	63	116	0.00	0.714										
56 Ramon Pena, R ERA: 1.74	1.0		3	0	0	0	2	0	0	0	0	0	0	9	11	0.00	0.000										
58 Juan Gutierrez, R ERA: 3.09	1.0		4	0	0	0	1	1	0	0	0	0	0	7	14	0.00	1.000										

AB	28
R	0
H	2
RBI	0
BB	4
SO	10
LOB	12



Batter	1	2	3	4	5	6	7	8	9	AB	R	H	RBI	BB	SO	LOB	BOTTOM										
2 Felipe Lopez, S OBP: 0.378, SLG: 0.481	1B				K					3	2	0	0	2	2	1	<b>Chicago Cubs @ Arizona Diamondbacks</b> Chase Field, Phoenix, AZ Wed Apr 29 2009, 12:40 PM MST Att: 27,013 - Sunny - 88 F										
11 Augie Ojeda, S OBP: 0.404, SLG: 0.400	1B									3	2	1	0	1	0	1											
18 Chad Tracy, L OBP: 0.308, SLG: 0.492	2B									4	3	3	3	1	0	0											
27 Mark Reynolds, R OBP: 0.350, SLG: 0.556	1B									3	1	1	1	2	1	0											
22 Eric Byrnes, R OBP: 0.271, SLG: 0.412 34 Conor Jackson, R OBP: 0.436, SLG: 0.262	FC6-4									3	0	0	1	0	1	1											
24 Chris Young, R OBP: 0.274, SLG: 0.403	P5									0	1	0	2	2	0	0											
10 Justin Upton, R OBP: 0.328, SLG: 0.421	K									4	0	0	0	1	2	7											
19 Chris Snyder, R OBP: 0.313, SLG: 0.237										4	0	1	0	0	1	2											
49 Doug Davis, R OBP: 0.250, SLG: 0.250 14 Ryan Roberts, R OBP: 0.250, SLG: 0.250 56 Ramon Pena, R	SH3-4									1	0	0	0	0	0	0											
31 Tony Clark, S OBP: 0.250, SLG: 0.400 58 Juan Gutierrez, R										0	0	0	0	0	0	0											
<b>Inning Stats</b>	R: 3 E: 0 K: 1 S: 20	H: 3 LOB: 1 BB: 1 P: 31	R: 0 E: 0 K: 0 S: 6	H: 1 LOB: 0 BB: 0 P: 8	R: 1 E: 0 K: 1 S: 9	H: 1 LOB: 1 BB: 1 P: 15	R: 0 E: 0 K: 1 S: 6	H: 0 LOB: 0 BB: 0 P: 8	R: 0 E: 0 K: 0 S: 8	H: 0 LOB: 0 BB: 0 P: 12	R: 0 E: 0 K: 1 S: 12	H: 1 LOB: 1 BB: 0 P: 19	R: 5 E: 0 K: 2 S: 13	H: 1 LOB: 1 BB: 5 P: 37	R: 1 E: 0 K: 3 S: 21	H: 1 LOB: 3 BB: 3 P: 40	1B: 5 2B: 2 3B: 0 HR: 1	SF: 0 SAC: 2 DP: 0 HBP: 0	WP: 0 PB: 1 SB: 2 CS: 0	PA: 42							
<b>PITCHER</b>	IP	WLS	BF	H	R	ER	SO	BB	IBB	HBP	BLK	WP	HR	S	P	ERA	WHIP										
46 Ryan Dempster, R ERA: 5.4	6.0	L	27	6	5	5	4	3	0	0	0	0	0	5	22	27.00	9.000										
49 Carlos Marmol, R ERA: 6.75	0.1		5	0	1	1	0	3	1	0	0	0	0	5	22	27.00	9.000										
29 Jeff Samardzija, R ERA: 6.75	0.2		3	1	3	3	2	0	0	0	0	0	0	8	11	40.50	1.500										
63 Kevin Gregg, R ERA: 6.23	0.2		6	1	1	1	2	3	0	0	0	0	0	18	35	13.50	6.000										
54 David Patton, R ERA: 9.35	0.1		1	0	0	0	1	0	0	0	0	0	0	3	5	0.00	0.000										













Batter	1	2	3	4	5	6	7	8	9	AB	R	H	RBI	BB	SO	LOB	TOP													
1 Emilio Bonifacio, S (1.4)										4	0	1	0	0	1	1	<b>Florida Marlins @ Chicago Cubs</b> Wrigley Field, Chicago, IL Sat May 02 2009, 12:05 PM CDT Att: 40,083 - Sunny - 59 F													
27 Jeremy Hermida, L (1.7)										4	0	0	0	0	4	1														
2 Hanley Ramirez, R (1.6)										4	0	0	0	0	2	1														
3 Jorge Cantu, R (1.3)										4	0	1	0	0	1	1														
29 Ronny Paulino, R (1.2)										4	0	1	0	0	2	1														
18 Wes Helms, R (1.5)										3	0	0	0	0	1	1														
12 Cody Ross, R (1.9)										3	1	1	1	0	1	1														
24 Cameron Maybin, R (1.8)										3	0	1	0	0	0	1														
19 Anibal Sanchez, R (1.1)										1	0	0	0	0	1	1														
25 Brett Carroll, R (5,PH)										1	0	0	0	0	0	0														
48 Hayden Penn, R (5.1)										0	0	0	0	0	0	0														
4 Alfredo Amezaga, S (8,PH)										1	0	0	0	0	0	0														
40 Kiko Calero, R (8.1)										0	0	0	0	0	0	0														
<b>Inning Stats</b>	R: 0 E: 0 K: 1 S: 12	H: 0 LOB: 0 BB: 0 P: 15	R: 0 E: 0 K: 1 S: 6	H: 0 LOB: 0 BB: 0 P: 7	R: 0 E: 0 K: 2 S: 10	H: 1 LOB: 1 BB: 0 P: 12	R: 0 E: 0 K: 2 S: 11	H: 1 LOB: 1 BB: 0 P: 16	R: 1 E: 0 K: 0 S: 10	H: 1 LOB: 0 BB: 0 P: 13	R: 0 E: 0 K: 2 S: 11	H: 1 LOB: 1 BB: 0 P: 19	R: 0 E: 0 K: 1 S: 7	H: 1 LOB: 1 BB: 0 P: 9	R: 0 E: 0 K: 3 S: 9	H: 0 LOB: 0 BB: 0 P: 13	R: 0 E: 0 K: 3 S: 9	H: 0 LOB: 0 BB: 0 P: 12	1B: 4 2B: 0 3B: 0 HR: 1	SF: 0 SAC: 0 DP: 0 HBP: 0	WP: 0 PB: 0 SB: 0 CS: 0	PA: 32								
<b>PITCHER</b>	IP ERA: 3.13	WLS BF	H R	ER SO	BB IBB	HBP BLK	WP HR	S P	ERA WHIP	<b>PITCHER</b>										IP ERA WHIP										
30 Ted Lilly, L (1.1)	8.0	W	29	5	1	1	10	0	0	0	0	0	0	0	0	0	0	0	1.12	0.625										
47 Aaron Heilman, R (9.1)	1.0		3	0	0	0	3	0	0	0	0	0	0	0	0	0	0	0	0.00	0.000										

Batter	1	2	3	4	5	6	7	8	9	AB	R	H	RBI	BB	SO	LOB	BOTTOM							
12 Alfonso Soriano, R (1.7)										5	1	2	0	0	1	2	<b>Florida Marlins @ Chicago Cubs</b> Wrigley Field, Chicago, IL Sat May 02 2009, 12:05 PM CDT Att: 40,083 - Sunny - 59 F							
2 Ryan Theriot, R (1.6)										5	1	2	2	0	2	1								
1 Kosuke Fukudome, L (1.8)										2	1	0	0	2	0	0								
25 Derrek Lee, R (1.3)										4	1	1	1	0	3	3								
6 Micah Hoffpauir, L (1.9)										3	1	2	0	1	0	1								
4 Joey Gathright, L (7,PR)										0	0	0	0	0	0	0								
17 Mike Fontenot, L (1.5)										3	0	1	1	1	1	2								
18 Geovany Soto, R (1.2)										4	0	1	0	0	1	3								
7 Aaron Miles, S (1.4)										3	1	1	0	1	0	2								
30 Ted Lilly, L (1.1)										3	0	1	2	0	2	1								
38 Carlos Zambrano, S (8,PH)										1	0	0	0	0	1	0								
47 Aaron Heilman, R (9.1)										0	0	0	0	0	0	0								
<b>Inning Stats</b>	R: 3 E: 0 K: 1 S: 16	H: 4 LOB: 2 BB: 1 P: 28	R: 0 E: 0 K: 2 S: 12	H: 1 LOB: 2 BB: 1 P: 24	R: 2 E: 0 K: 1 S: 12	H: 2 LOB: 1 BB: 2 P: 24	R: 1 E: 0 K: 1 S: 12	H: 2 LOB: 1 BB: 0 P: 15	R: 0 E: 0 K: 2 S: 11	H: 1 LOB: 1 BB: 0 P: 18	R: 0 E: 0 K: 1 S: 10	H: 0 LOB: 0 BB: 0 P: 14	R: 0 E: 0 K: 1 S: 5	H: 0 LOB: 1 BB: 1 P: 12	R: 0 E: 0 K: 2 S: 9	H: 1 LOB: 1 BB: 0 P: 16	1B: 7 2B: 1 3B: 1 HR: 2	SF: 0 SAC: 0 DP: 1 HBP: 0	WP: 0 PB: 0 SB: 3 CS: 1	PA: 38				
<b>PITCHER</b>	IP ERA: 5.46	WLS BF	H R	ER SO	BB IBB	HBP BLK	WP HR	S P	ERA WHIP	<b>PITCHER</b>										IP ERA WHIP				
19 Anibal Sanchez, R (1.1)	4.0	L	24	9	6	6	5	2	2	52	91	13.50	2.750											
48 Hayden Penn, R (5.1)	3.0		10	1	0	0	4	1	0	0	26	44	0.00	0.667										
40 Kiko Calero, R (8.1)	1.0		4	1	0	0	2	0	0	0	9	16	0.00	1.000										





Batter	1	2	3	4	5	6	7	8	9	AB	R	H	RBI	BB	SO	LOB	TOP							
1 Emilio Bonifacio, S OBP: 0.304, SLG: 0.324	G1-3		K		K		F7		F9	5	0	0	0	0	2	2								
21 John Baker, L OBP: 0.397, SLG: 0.492	1B		F9			2B		HR		4	3	3	1	0	0	0								
2 Hanley Ramirez, R OBP: 0.366, SLG: 0.451	2B				BB			BB		1	0	1	0	3	0	0								
3 Jorge Cantu, R OBP: 0.412, SLG: 0.680	G3		F7		E1			K		4	0	0	1	0	1	5								
6 Dan Uggla, R OBP: 0.313, SLG: 0.400	F8		P4		SF8			P5		3	0	0	1	0	0	2								
27 Jeremy Hermida, L OBP: 0.398, SLG: 0.395	G3-1				P6			K		4	1	1	0	0	1	3								
22 Matt Lindstrom, R (8, 1)					1B					0	0	0	0	0	0	0								
12 Cody Ross, R OBP: 0.253, SLG: 0.389	F8				G3-1			G4-3		4	0	1	0	0	0	2								
7 Ross Gload, L OBP: 0.378, SLG: 0.265	P1				1B			F7		4	0	0	0	0	0	2								
47 Ricky Nolasco, R OBP: 0.111, SLG: 0.111			K		FC1-6-4			F7		4	0	0	0	0	0	2								
4 Alfredo Amezaga, S OBP: 0.306, SLG: 0.279					G2-3			G4-3		2	0	0	1	0	1	1								
40 Kiko Calero, R (7, 1)										1	0	0	0	0	0	0								
18 Wes Helms, R OBP: 0.294, SLG: 0.323								1B		1	0	1	0	0	0	0								
<b>Inning Stats</b>	R: 1 H: 2 E: 0 K: 0 S: 17	H: 2 LOB: 1 BB: 0 P: 27	R: 0 H: 0 E: 0 K: 0 S: 8	H: 0 LOB: 0 BB: 0 P: 14	R: 0 H: 0 E: 0 K: 2 S: 8	H: 0 LOB: 0 BB: 0 P: 11	R: 0 H: 0 E: 0 K: 0 S: 7	H: 0 LOB: 0 BB: 0 P: 11	R: 1 H: 2 E: 0 K: 1 S: 11	H: 2 LOB: 1 BB: 0 P: 15	R: 1 H: 1 E: 2 K: 0 S: 13	H: 1 LOB: 2 BB: 1 P: 20	R: 0 H: 0 E: 0 K: 0 S: 9	H: 0 LOB: 0 BB: 0 P: 11	R: 1 H: 1 E: 0 K: 2 S: 16	H: 1 LOB: 1 BB: 1 P: 26	R: 0 H: 1 E: 0 K: 0 S: 14	H: 1 LOB: 1 BB: 0 P: 23	1B: 4 2B: 2 3B: 0 HR: 1	SF: 1 SAC: 0 DP: 0 HBP: 0	WP: 0 PB: 0 SB: 0 CS: 1	PA: 37		
<b>PITCHER</b>	IP WLS BF ERA: 4.5	H R ER SO BB IBB HBP BLK WP HR S P ERA WHIP	IP WLS BF ERA: 4.5	H R ER SO BB IBB HBP BLK WP HR S P ERA WHIP	IP WLS BF ERA: 4.5	H R ER SO BB IBB HBP BLK WP HR S P ERA WHIP	IP WLS BF ERA: 4.5	H R ER SO BB IBB HBP BLK WP HR S P ERA WHIP	IP WLS BF ERA: 4.5	H R ER SO BB IBB HBP BLK WP HR S P ERA WHIP	IP WLS BF ERA: 4.5	H R ER SO BB IBB HBP BLK WP HR S P ERA WHIP	IP WLS BF ERA: 4.5	H R ER SO BB IBB HBP BLK WP HR S P ERA WHIP	IP WLS BF ERA: 4.5	H R ER SO BB IBB HBP BLK WP HR S P ERA WHIP	IP WLS BF ERA: 4.5	H R ER SO BB IBB HBP BLK WP HR S P ERA WHIP	IP WLS BF ERA: 4.5	H R ER SO BB IBB HBP BLK WP HR S P ERA WHIP	IP WLS BF ERA: 4.5	H R ER SO BB IBB HBP BLK WP HR S P ERA WHIP	IP WLS BF ERA: 4.5	H R ER SO BB IBB HBP BLK WP HR S P ERA WHIP

Florida Marlins @ Chicago Cubs  
Wrigley Field, Chicago, IL  
Sun May 03 2009, 1:20 PM CDT  
Att: 40,457 - Partly Cloudy - 65 F

AB 33  
R 4  
H 7  
RBI 4  
BB 3  
SO 5  
LOB 17



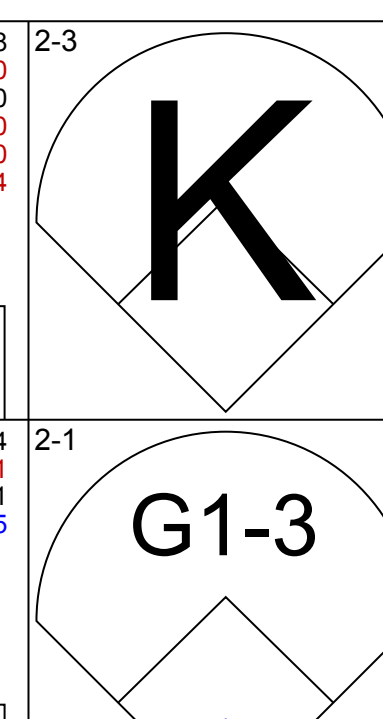
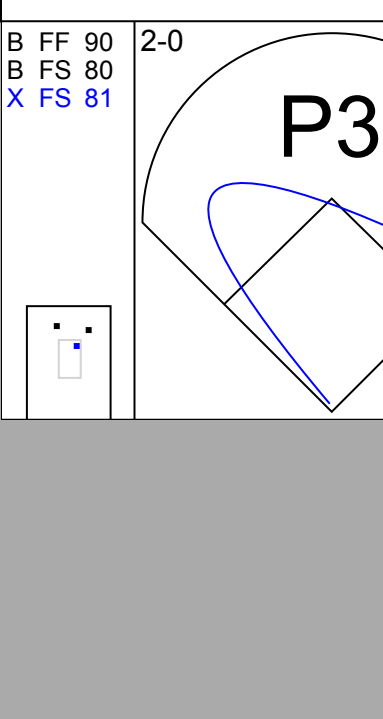
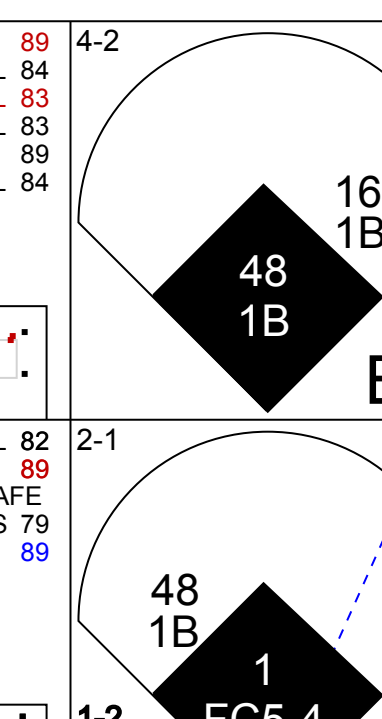
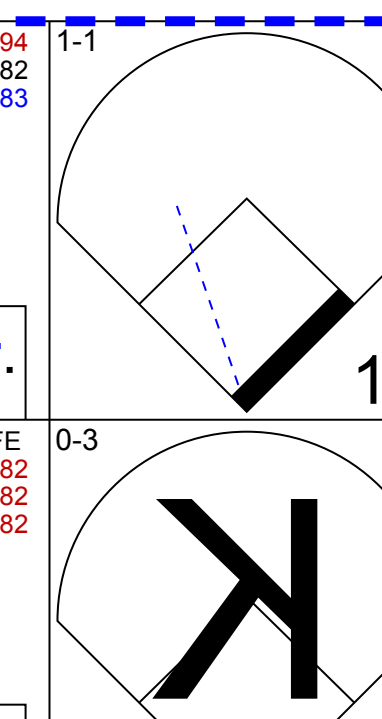

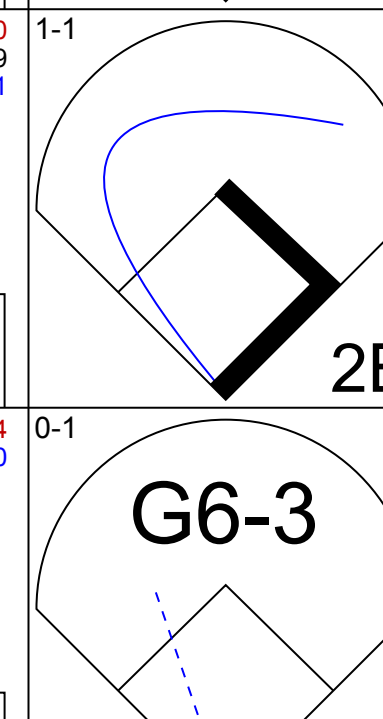
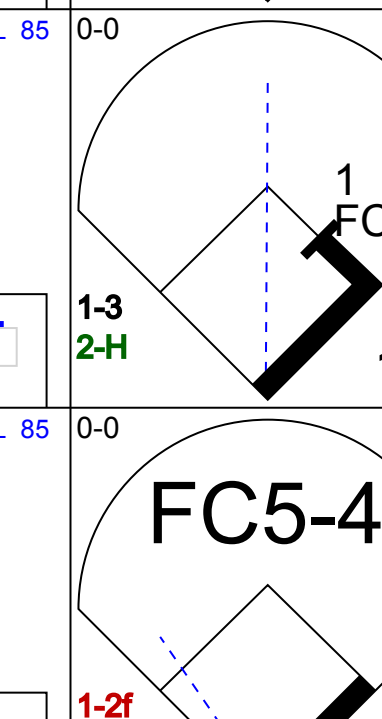
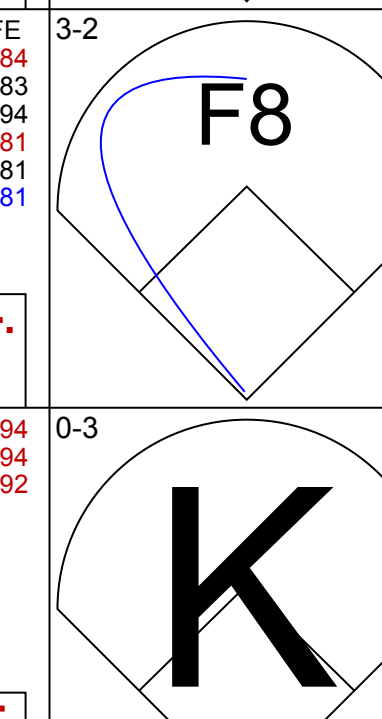

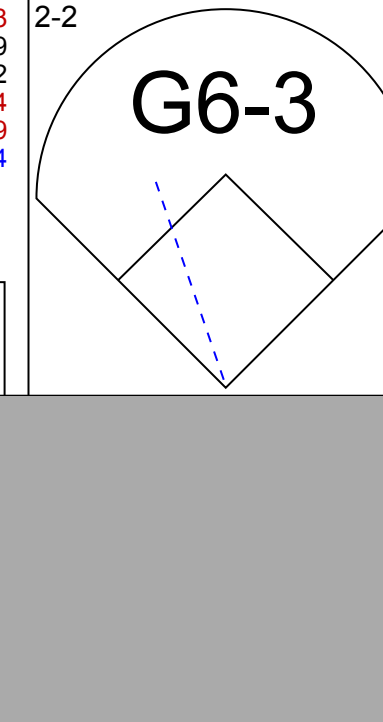


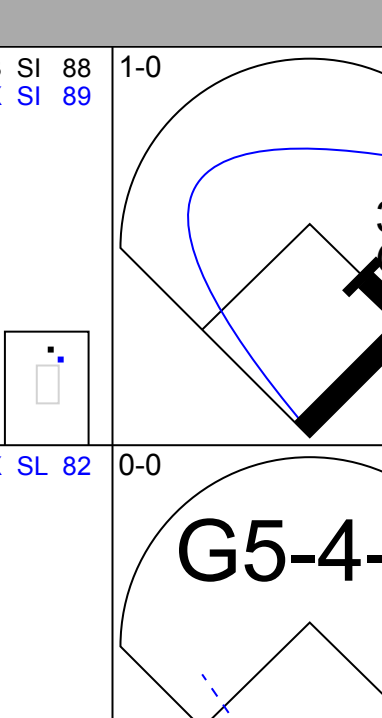
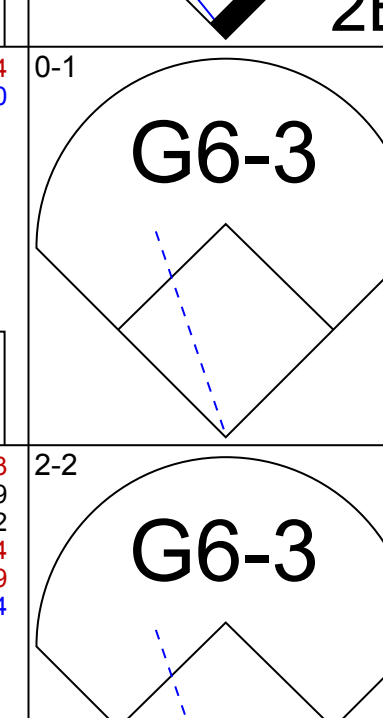
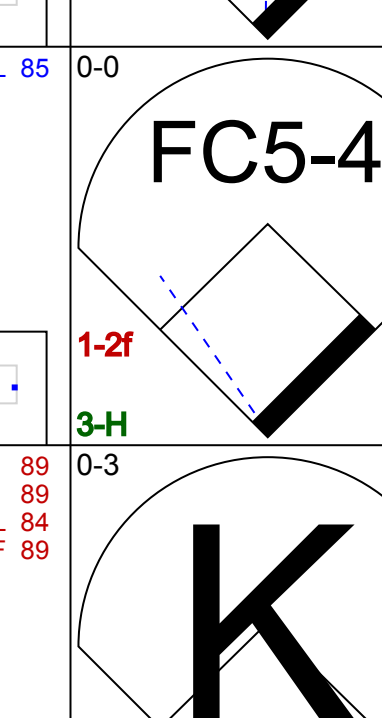
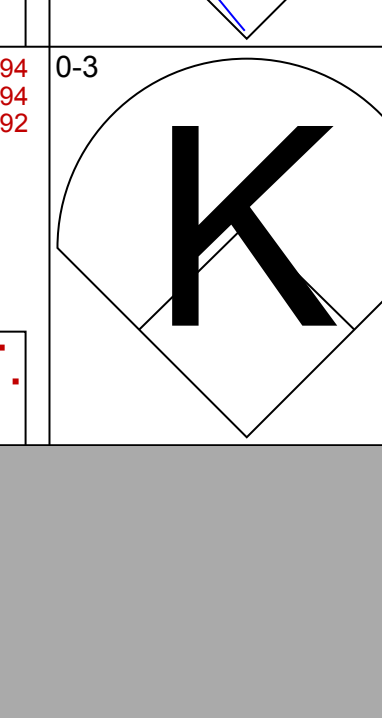
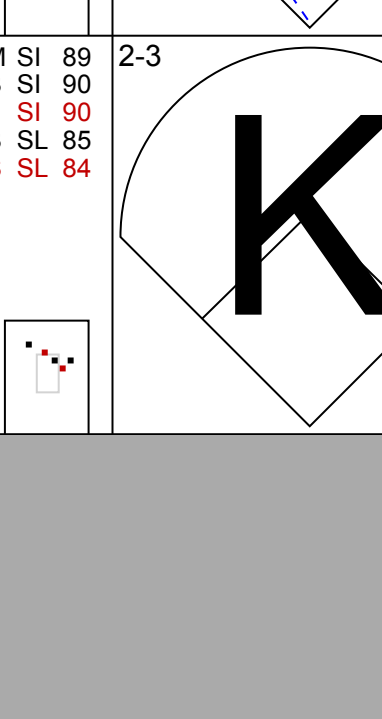




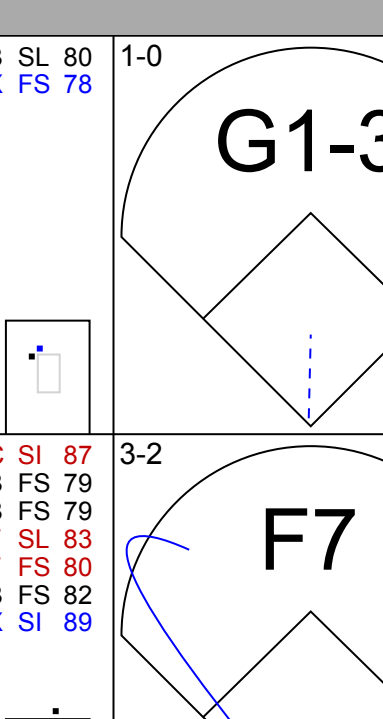
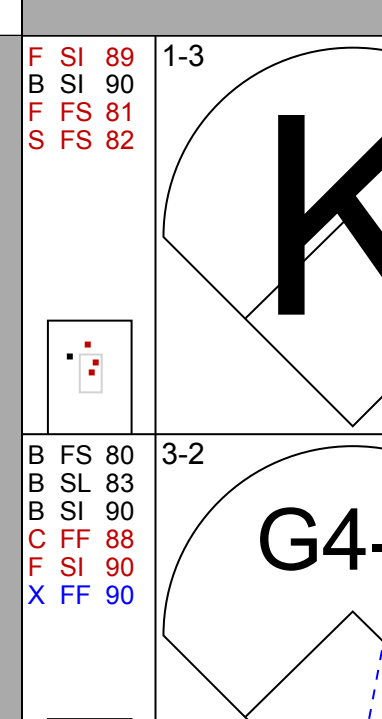
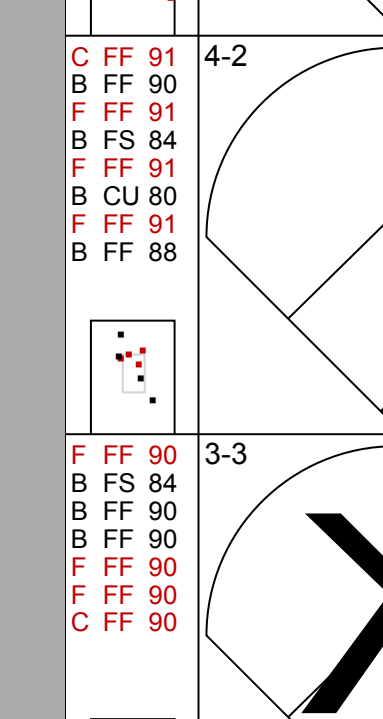
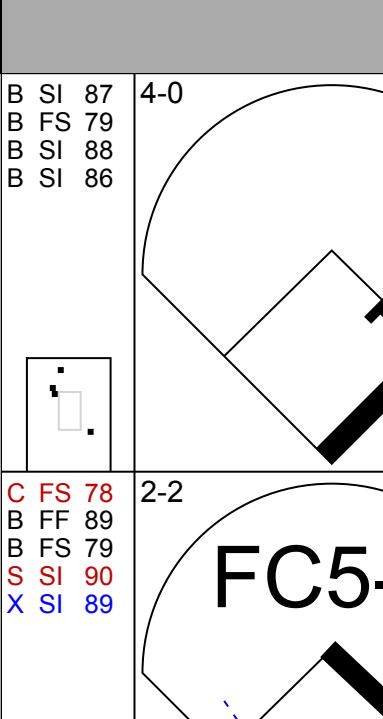
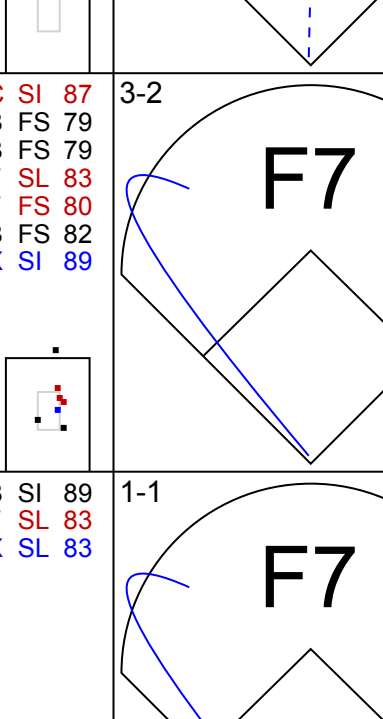
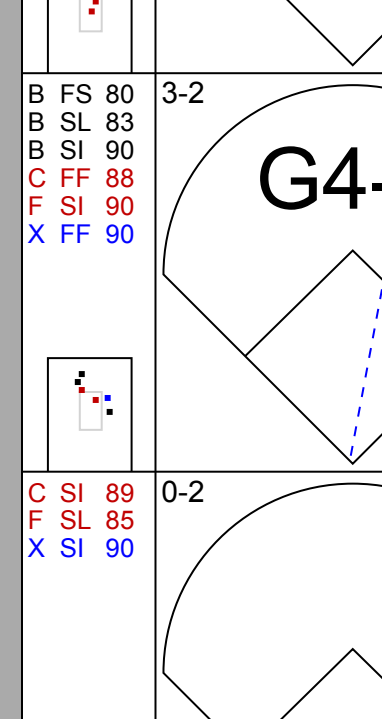
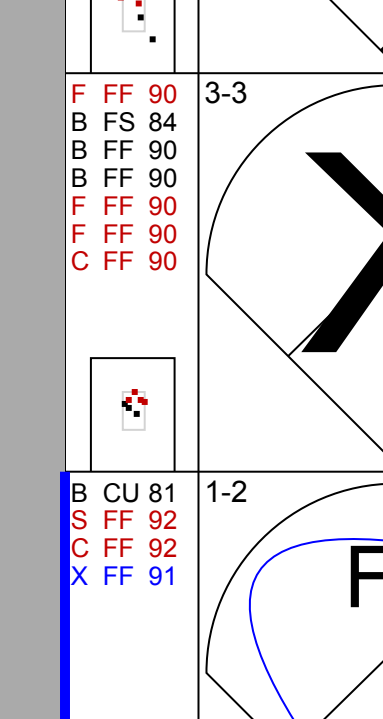
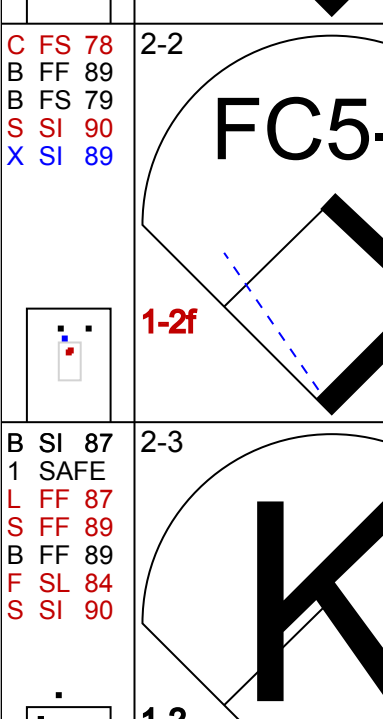
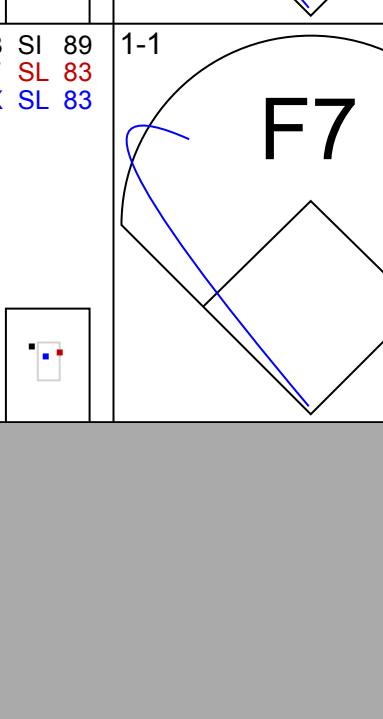
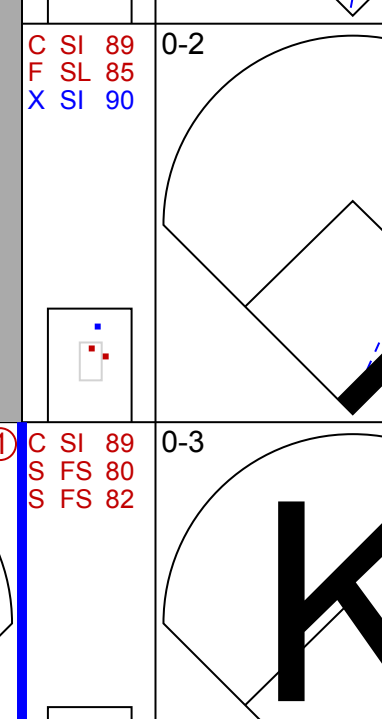
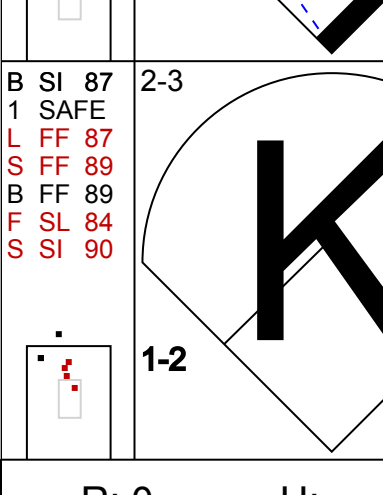

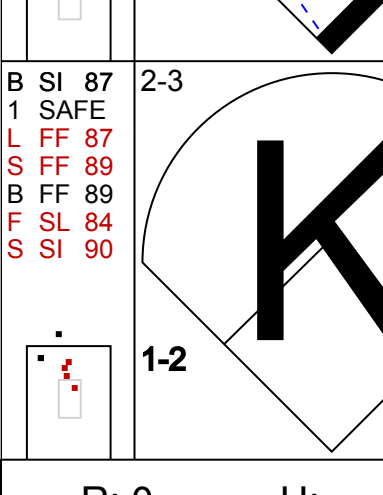
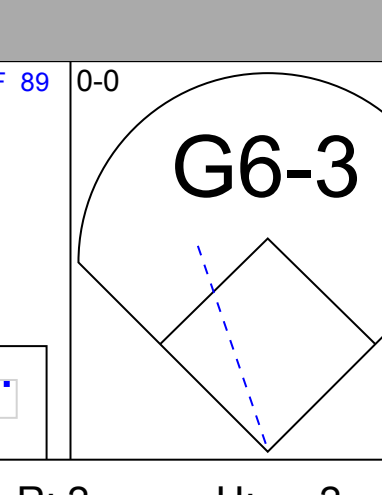
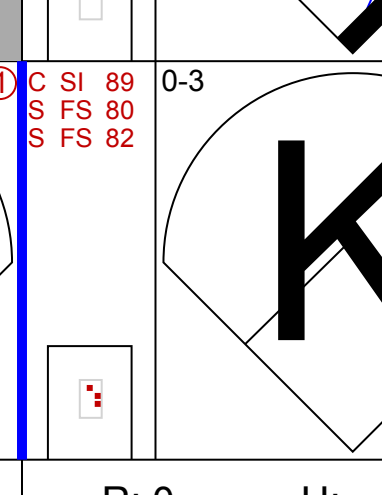
Batter	1	2	3	4	5	6	7	8	9	AB	R	H	RBI	BB	SO	LOB	BOTTOM								
12 Alfonso Soriano, R OBP: 0.354, SLG: 0.545	1B		K		F7		K			4	0	1	0	0	2	1									
2 Ryan Theriot, R OBP: 0.371, SLG: 0.458	K		1B		25 HR		K			4	1	2	0	0	2	1									
1 Kosuke Fukudome, L OBP: 0.443, SLG: 0.545	F7		F8		E9		G4-3			4	1	0	0	0	0	4									
25 Derrek Lee, R OBP: 0.263, SLG: 0.360	F9		F9		HR		K			4	1	1	4	0	1	2									
21 Milton Bradley, S OBP: 0.296, SLG: 0.256	P4		G3		G3		K			4	0	0	0	0	1	1									
4 Joey Gathright, L OBP: 0.200, SLG: 0.111							K			0	0	0	0	0	0	0									
17 Mike Fontenot, L OBP: 0.359, SLG: 0.494	K		HR		F8		18 S			4	1	2	1	0	1	1									
18 Geovany Soto, R OBP: 0.294, SLG: 0.193	2B		F8		K		F8			4	1	1	0	0	1	1									
7 Aaron Miles, S OBP: 0.241, SLG: 0.222	2B		G6-3		F9					3	0	1	1	0	0	0									
38 Carlos Zambrano, S OBP: 0.316, SLG: 0.500	K				25 HR		P3			2	0	1	0	0	1	1									
40 Rich Harden, L OBP: 0.333, SLG: 0.250										0	1	0	0	0	0	0									
37 Angel Guzman, R (6, 1)										1	0	0	0	0	0	0									
49 Carlos Marmol, R (8, 1)										0	0	0	0	0	0	0									
63 Kevin Gregg, R (9, 1)										0	0	0	0	0	0	0									
<b>Inning Stats</b>	R: 0 H: 1 E: 0 K: 1 S: 10	H: 2 LOB: 1 BB: 0 P: 15	R: 1 H: 2 E: 0 K: 2 S: 16	H: 2 LOB: 1 BB: 0 P: 27	R: 0 H: 1 E: 0 K: 1 S: 12	H: 1 LOB: 1 BB: 0 P: 17	R: 1 H: 1 E: 0 K: 0 S: 9	H: 1 LOB: 0 BB: 0 P: 16	R: 4 H: 3 E: 1 K: 0 S: 13	H: 3 LOB: 1 BB: 0 P: 19	R: 0 H: 0 E: 0 K: 1 S: 11	H: 0 LOB: 0 BB: 0 P: 18	R: 0 H: 0 E: 0 K: 2 S: 9	H: 0 LOB: 0 BB: 0 P: 15	R: 0 H: 1 E: 0 K: 2 S: 10	H: 1 LOB: 1 BB: 0 P: 18	1B: 5 2B: 2 3B: 0 HR: 2	SF: 0 SAC: 0 DP: 0 HBP: 0	WP: 0 PB: 0 SB: 1 CS: 0	PA: 34					
<b>PITCHER</b>	IP WLS BF ERA: 7.03	H R ER SO BB IBB HBP BLK WP HR S P ERA WHIP	IP WLS BF ERA: 2.09	H R ER SO BB IBB HBP BLK WP HR S P ERA WHIP	IP WLS BF ERA: 8.0	H R ER SO BB IBB HBP BLK WP HR S P ERA WHIP	IP WLS BF ERA: 7.50	H R ER SO BB IBB HBP BLK WP HR S P ERA WHIP	IP WLS BF ERA: 0.00	H R ER SO BB IBB HBP BLK WP HR S P ERA WHIP	IP WLS BF ERA: 0.00	H R ER SO BB IBB HBP BLK WP HR S P ERA WHIP	IP WLS BF ERA: 0.00	H R ER SO BB IBB HBP BLK WP HR S P ERA WHIP	IP WLS BF ERA: 0.00	H R ER SO BB IBB HBP BLK WP HR S P ERA WHIP	IP WLS BF ERA: 0.00	IP WLS BF ERA: 0.00	IP WLS BF ERA: 0.00	IP WLS BF ERA: 0.00	IP WLS BF ERA: 0.00	IP WLS BF ERA: 0.00	IP WLS BF ERA: 0.00	IP WLS BF ERA: 0.00	IP WLS BF ERA: 0.00

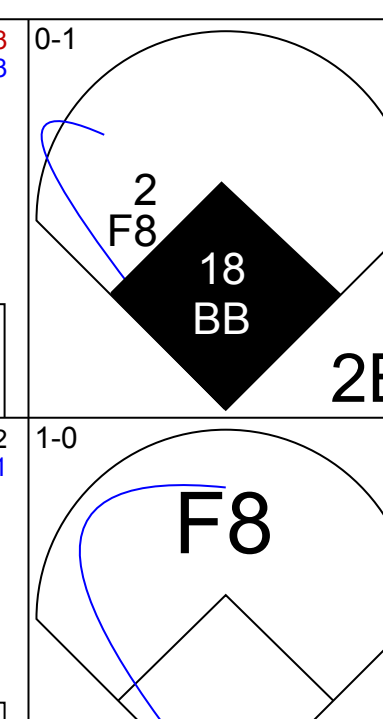
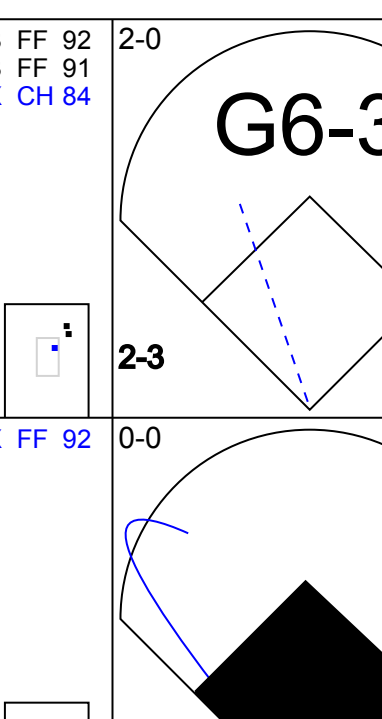
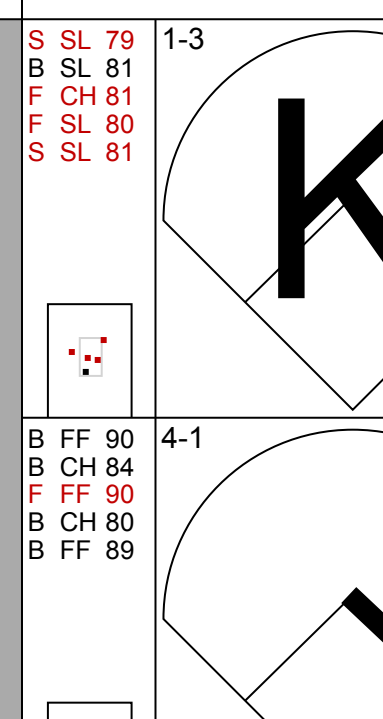
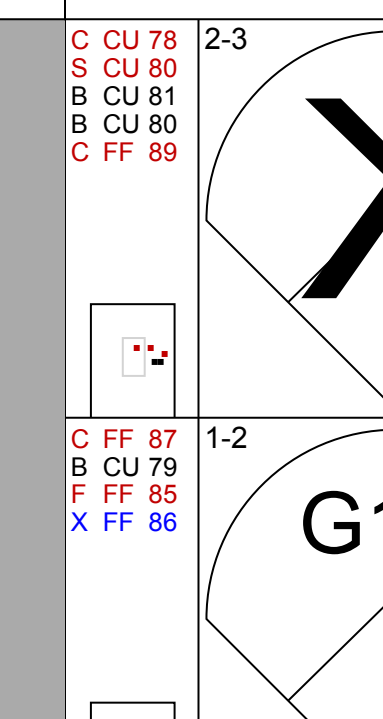
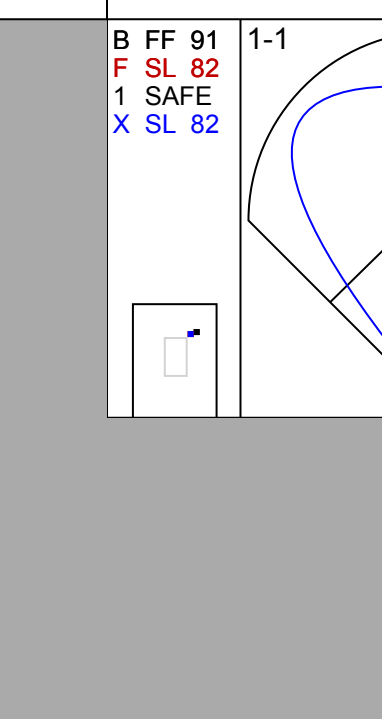
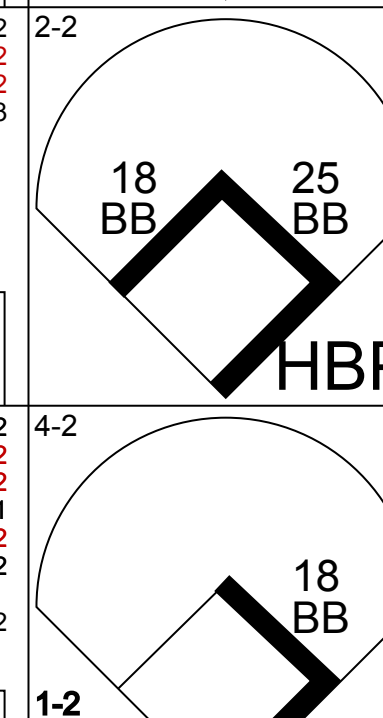
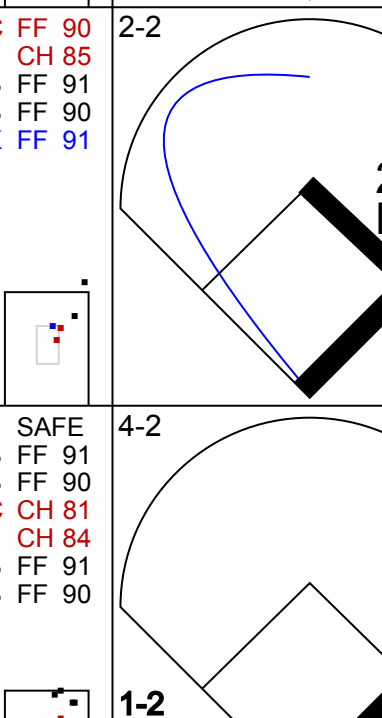
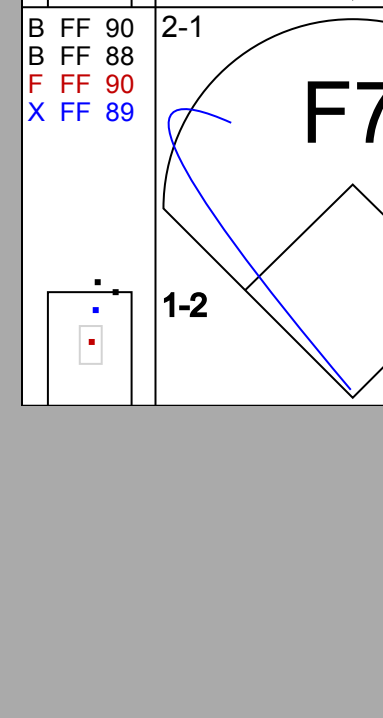
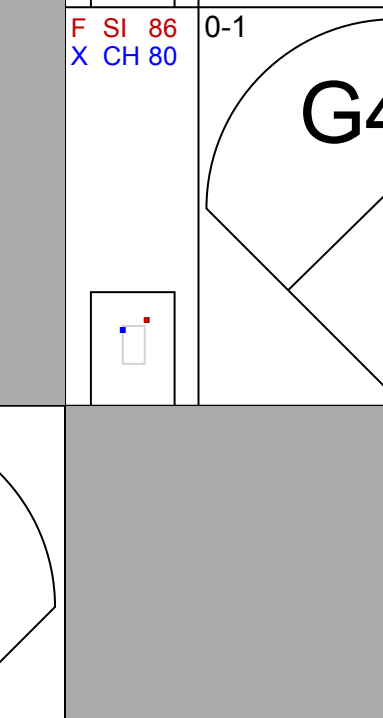
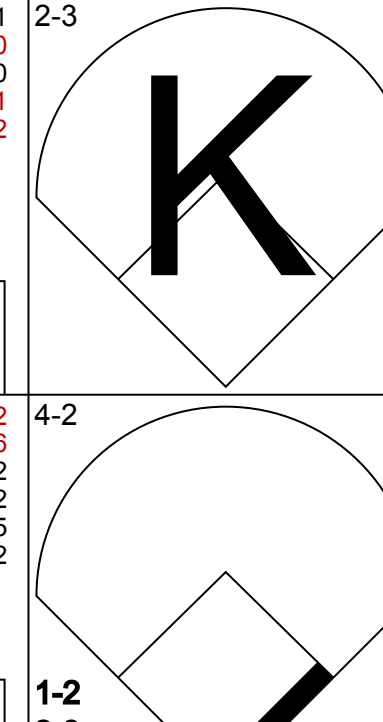
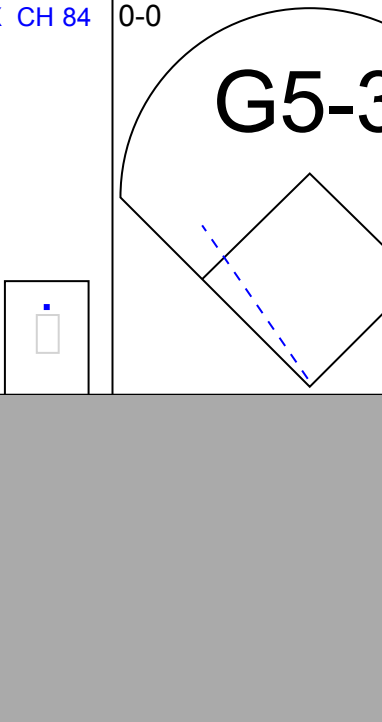

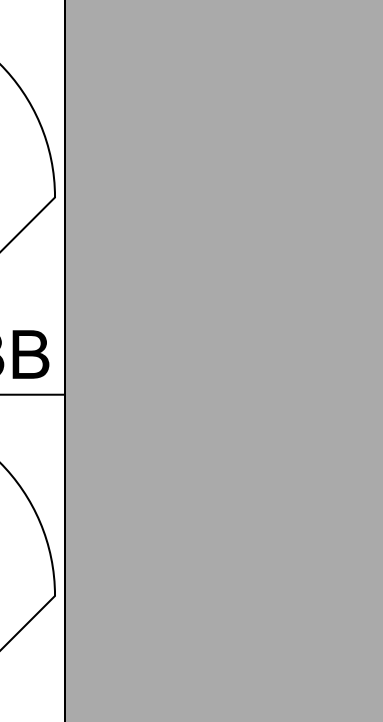
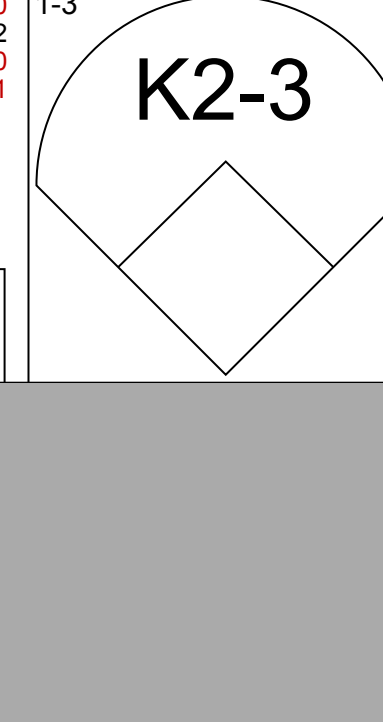
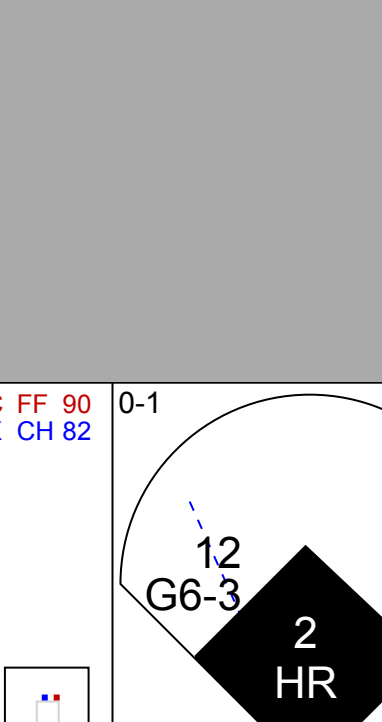

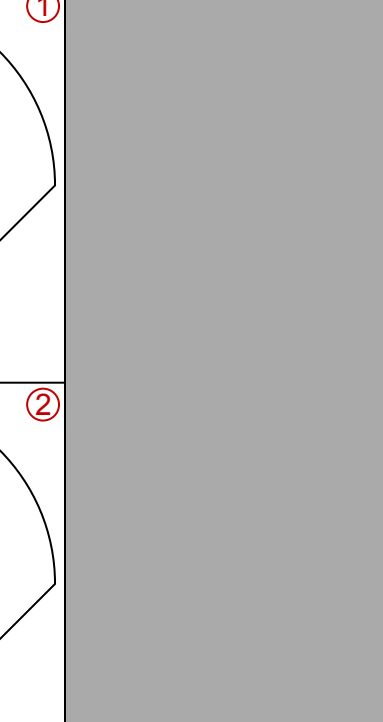
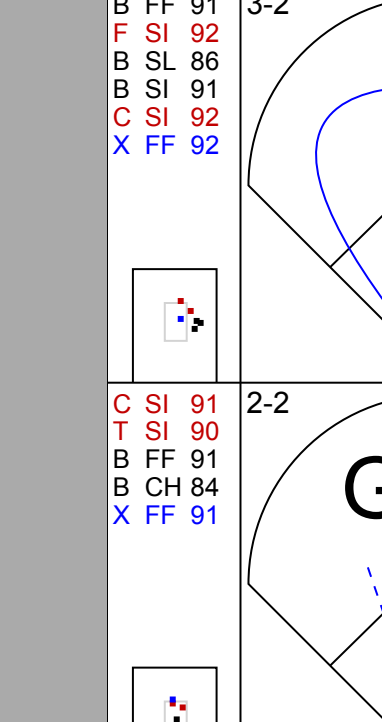

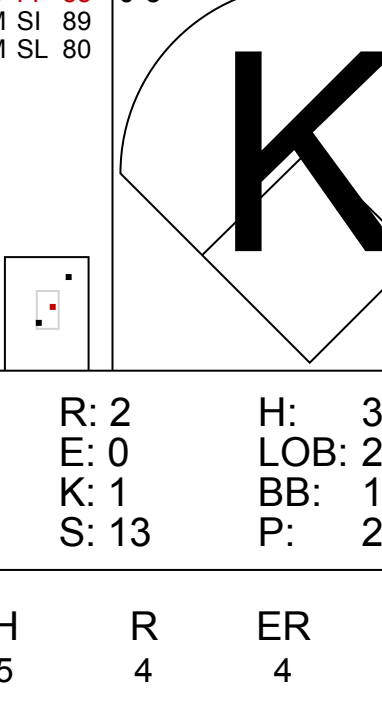
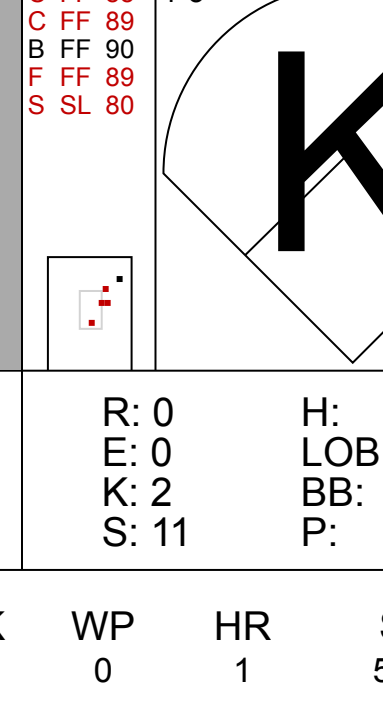
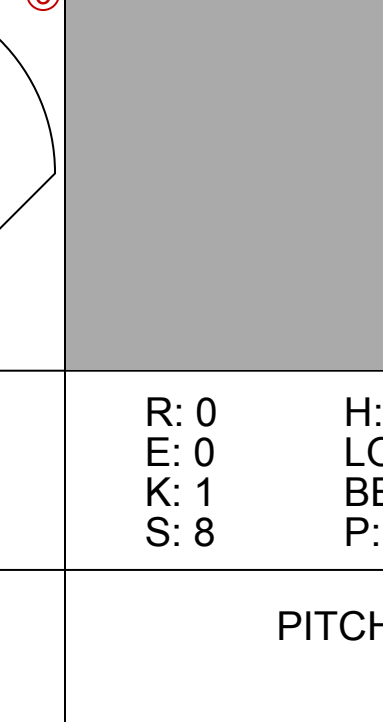
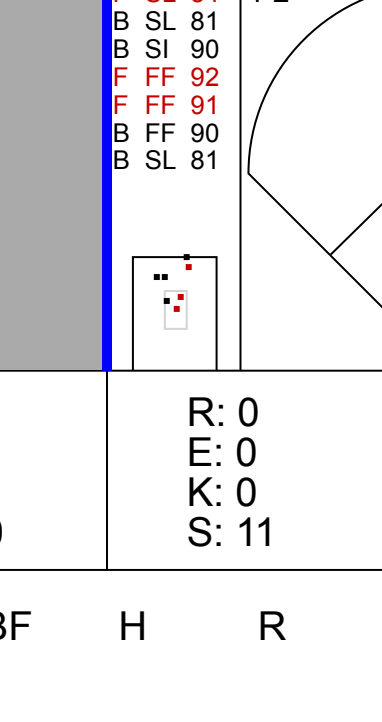




Florida Marlins @ Chicago Cubs  
Wrigley Field, Chicago, IL  
Sun May 03 2009, 1:20 PM CDT  
Att: 40,457 - Partly Cloudy - 65 F

AB 34  
R 6  
H 9  
RBI 6  
BB 0  
SO 9  
LOB 12





Batter	1	2	3	4	5	6	7	8	9	AB	R	H	RBI	BB	SO	LOB	TOP			
14 Fred Lewis, L (1,7) OBP: 0.424, SLG: 0.416										3	1	1	0	1	1	1	<b>San Francisco Giants @ Chicago Cubs</b> Wrigley Field, Chicago, IL Mon May 04 2009, 7:05 PM CDT Att: 39,112 - Cloudy - 56 F			
16 Edgar Renteria, R (1,6) OBP: 0.312, SLG: 0.357										4	1	1	0	0	1	1				
48 Pablo Sandoval, S (1,5) OBP: 0.365, SLG: 0.500										4	0	2	1	0	1	1				
1 Bengie Molina, R (1,2) OBP: 0.286, SLG: 0.523										4	0	1	1	0	1	3				
33 Aaron Rowand, R (1,8) OBP: 0.301, SLG: 0.360										4	0	0	0	0	2	3				
2 Randy Winn, S (1,9) OBP: 0.286, SLG: 0.372										3	0	0	0	1	2	0				
10 Travis Ishikawa, L (1,3) OBP: 0.254, SLG: 0.274										3	0	0	0	1	1	1				
7 Emmanuel Burriss, S (1,4) OBP: 0.294, SLG: 0.237										2	0	0	0	0	0	1				
46 Bob Howry, L (7,1) OBP: 0.276, SLG: 0.192										1	0	0	0	0	0	1				
57 Jonathan Sánchez, L (1,1) OBP: 0.119, SLG: 0.118										1	0	0	0	0	1	1				
45 Justin Miller, R (5,1) OBP: 0.286, SLG: 0.407										0	0	0	0	0	0	0				
8 Eugenio Velez, S (5,4) OBP: 0.286, SLG: 0.407										2	0	0	0	0	1	1				
12 Nate Schierholz, L (7,PH) OBP: 0.321, SLG: 0.407										1	0	1	0	0	0	0				
<b>Inning Stats</b>	R: 0 E: 0 K: 2 S: 10	H: 0 LOB: 0 BB: 0 P: 16	R: 0 E: 0 K: 1 S: 5	H: 1 LOB: 0 BB: 0 P: 8	R: 0 E: 0 K: 1 S: 8	H: 0 LOB: 1 BB: 1 P: 18	R: 0 E: 0 K: 0 S: 11	H: 1 LOB: 1 BB: 0 P: 15	R: 0 E: 0 K: 2 S: 7	H: 0 LOB: 0 BB: 0 P: 12	R: 2 E: 0 K: 1 S: 11	H: 2 LOB: 1 BB: 1 P: 17	R: 0 E: 0 K: 2 S: 12	H: 1 LOB: 1 BB: 0 P: 16	R: 0 E: 0 K: 2 S: 11	H: 1 LOB: 1 BB: 1 P: 23	1B: 5 2B: 1 3B: 0 HR: 0	SF: 0 SAC: 0 DP: 1 HBP: 0	WP: 0 PB: 0 SB: 1 CS: 0	PA: 35
<b>PITCHER</b>	IP: 7.0 WLS: W BF: 27	H: 5 R: 2 ER: 2 SO: 7	BB: 2 IBB: 0 HBP: 0 BLK: 0	WP: 0 HR: 0 S: 64 P: 102	ERA: 2.57 WHIP: 1.000	IP: 1.0 WLS: H BF: 4	H: 1 R: 0 ER: 0 SO: 2	BB: 0 IBB: 0 HBP: 0 BLK: 0	WP: 0 HR: 0 S: 11 P: 15	ERA: 0.00 WHIP: 1.000	IP: 1.0 WLS: S BF: 4	H: 0 R: 0 ER: 0 SO: 2	BB: 1 IBB: 0 HBP: 0 BLK: 0	WP: 0 HR: 0 S: 14 P: 23	1B: 5 2B: 1 3B: 0 HR: 0	SF: 0 SAC: 0 DP: 1 HBP: 0	WP: 0 PB: 0 SB: 1 CS: 0	PA: 35		

Batter	1	2	3	4	5	6	7	8	9	AB	R	H	RBI	BB	SO	LOB	BOTTOM			
12 Alfonso Soriano, R (1,7) OBP: 0.347, SLG: 0.538										5	1	1	0	0	2	2	<b>San Francisco Giants @ Chicago Cubs</b> Wrigley Field, Chicago, IL Mon May 04 2009, 7:05 PM CDT Att: 39,112 - Cloudy - 56 F			
2 Ryan Theriot, R (1,6) OBP: 0.376, SLG: 0.485										3	1	1	2	1	0	1				
21 Milton Bradley, S (1,9) OBP: 0.310, SLG: 0.261										3	0	1	0	0	0	1				
25 Derrek Lee, R (1,3) OBP: 0.283, SLG: 0.356										1	1	0	0	3	0	0				
16 Aramis Ramirez, R (1,5) OBP: 0.377, SLG: 0.544										3	0	0	0	1	1	5				
18 Geovany Soto, R (1,2) OBP: 0.306, SLG: 0.200										3	0	1	1	1	0	0				
9 Reed Johnson, R (1,8) OBP: 0.320, SLG: 0.233										3	0	0	1	0	1	3				
7 Aaron Miles, S (1,4) OBP: 0.242, SLG: 0.241										4	1	1	0	0	1	2				
46 Ryan Dempster, R (1,1) OBP: 0.381, SLG: 0.541										3	0	0	0	0	3	3				
49 Carlos Marmol, R (8,1) OBP: 0.381, SLG: 0.541										0	0	0	0	0	0	0				
6 Micah Hoffpauir, L (8,PH) OBP: 0.381, SLG: 0.541										0	0	0	0	1	0	0				
63 Kevin Gregg, R (9,1) OBP: 0.381, SLG: 0.541										0	0	0	0	0	0	0				
<b>Inning Stats</b>	R: 1 E: 0 K: 2 S: 16	H: 1 LOB: 3 BB: 2 P: 30	R: 2 E: 0 K: 1 S: 13	H: 3 LOB: 2 BB: 1 P: 21	R: 0 E: 0 K: 1 S: 9	H: 0 LOB: 0 BB: 0 P: 13	R: 0 E: 0 K: 2 S: 11	H: 0 LOB: 1 BB: 1 P: 19	R: 1 E: 0 K: 1 S: 14	H: 1 LOB: 2 BB: 2 P: 27	R: 0 E: 0 K: 1 S: 8	H: 0 LOB: 0 BB: 0 P: 11	R: 0 E: 0 K: 0 S: 7	H: 0 LOB: 0 BB: 0 P: 10	R: 0 E: 0 K: 0 S: 11	H: 0 LOB: 1 BB: 1 P: 21	1B: 2 2B: 2 3B: 0 HR: 1	SF: 1 SAC: 0 DP: 0 HBP: 1	WP: 0 PB: 0 SB: 1 CS: 0	PA: 37
<b>PITCHER</b>	IP: 4.0 WLS: L BF: 24	H: 4 R: 4 ER: 4 SO: 6	BB: 6 IBB: 0 HBP: 1 BLK: 0	WP: 0 HR: 1 S: 58 P: 90	ERA: 9.00 WHIP: 2.750	IP: 2.0 WLS: 0 BF: 6	H: 0 R: 0 ER: 0 SO: 2	BB: 0 IBB: 0 HBP: 0 BLK: 0	WP: 0 HR: 0 S: 13 P: 20	ERA: 0.00 WHIP: 0.000	IP: 2.0 WLS: 0 BF: 7	H: 0 R: 0 ER: 0 SO: 0	BB: 0 IBB: 0 HBP: 0 BLK: 0	WP: 0 HR: 0 S: 18 P: 31	1B: 2 2B: 2 3B: 0 HR: 1	SF: 1 SAC: 0 DP: 0 HBP: 1	WP: 0 PB: 0 SB: 1 CS: 0	PA: 37		







Batter	1	2	3	4	5	6	7	8	9	AB	R	H	RBI	BB	SO	LOB	TOP			
12 Alfonso Soriano, R OBP: 0.341, SLG: 0.523										5	1	1	0	0	3	5				
2 Ryan Theriot, R OBP: 0.357, SLG: 0.457										5	0	0	0	0	1	5				
21 Milton Bradley, S OBP: 0.297, SLG: 0.250 63 Kevin Gregg, R										5	1	1	0	0	0	2				
16 Aramis Ramirez, R OBP: 0.394, SLG: 0.590										4	1	2	1	1	0	2				
18 Geovany Soto, R OBP: 0.303, SLG: 0.190										3	1	0	0	1	1	2				
9 Reed Johnson, R OBP: 0.237, SLG: 0.277										3	2	1	3	1	1	0				
6 Micah Hoffpauir, L OBP: 0.347, SLG: 0.500										4	0	1	0	0	1	1				
7 Aaron Miles, S OBP: 0.271, SLG: 0.266										3	0	1	0	1	0	0				
40 Rich Harden, L OBP: 0.308, SLG: 0.250 49 Carlos Marmol, R										4	0	1	0	0	2	3				
4 Joey Gathright, L OBP: 0.214, SLG: 0.154										0	0	0	0	0	0	0				
<b>Inning Stats</b>	R: 4 H: 3 E: 0 K: 1 S: 22	H: 3 LOB: 0 BB: 1 P: 35	R: 0 H: 1 E: 1 K: 0 S: 12	H: 1 LOB: 2 BB: 0 P: 16	R: 0 H: 0 E: 0 K: 0 S: 7	H: 0 LOB: 0 BB: 1 P: 11	R: 0 H: 1 E: 0 K: 1 S: 10	H: 1 LOB: 1 BB: 0 P: 13	R: 0 H: 1 E: 0 K: 1 S: 8	H: 1 LOB: 0 BB: 0 P: 14	R: 1 H: 1 E: 0 K: 1 S: 11	H: 1 LOB: 1 BB: 0 P: 15	R: 0 H: 0 E: 0 K: 2 S: 8	H: 0 LOB: 0 BB: 0 P: 11	R: 0 H: 0 E: 0 K: 0 S: 12	H: 0 LOB: 0 BB: 0 P: 15	1B: 4 2B: 2 3B: 1 HR: 1	SF: 0 SAC: 0 DP: 1 HBP: 0	WP: 1 PB: 1 SB: 0 CS: 0	PA: 40
<b>PITCHER</b>	IP WLS BF H R ER SO BB IBB HBP BLK WP HR S P ERA WHIP																			
11 Mike Hampton, L ERA: 4.91	5.1 L 27 7 5 3 4 4 0 0 0 0 0 66 107 5.06 2.062																			
50 Alberto Arias, R ERA: 5.4	1.2 7 1 1 1 3 0 0 0 0 0 1 1 18 25 5.40 0.600																			
53 Wesley Wright, L ERA: 7.45	1.0 3 0 0 0 2 0 0 0 0 0 0 8 11 0.00 0.000																			
39 Jeff Fulchino, R ERA: 5.91	1.0 3 0 0 0 0 0 0 0 0 0 0 12 15 0.00 0.000																			

Chicago Cubs @ Houston Astros  
Minute Maid Park, Houston, TX  
Wed May 06 2009, 7:05 PM CDT  
Att: 29,415 - Partly Cloudy - 83 F

AB	36
R	6
H	8
RBI	4
BB	4
SO	9
LOB	20



Batter	1	2	3	4	5	6	7	8	9	AB	R	H	RBI	BB	SO	LOB	BOTTOM			
3 Kazuo Matsui, S OBP: 0.333, SLG: 0.369										5	0	2	0	0	1	1				
21 Michael Bourn, L OBP: 0.364, SLG: 0.443										4	1	1	0	0	1	2				
17 Lance Berkman, S OBP: 0.339, SLG: 0.439										3	1	1	2	1	0	1				
45 Carlos Lee, R OBP: 0.336, SLG: 0.510										3	0	1	0	1	0	1				
10 Miquel Tejada, R OBP: 0.317, SLG: 0.357										4	0	0	0	0	0	4				
9 Hunter Pence, R OBP: 0.377, SLG: 0.490										4	1	2	0	0	0	1				
27 Geoff Blum, S OBP: 0.340, SLG: 0.309										3	0	0	0	1	1	2				
77 Ivan Rodriguez, R OBP: 0.284, SLG: 0.416										4	0	0	0	0	0	3				
11 Mike Hampton, R OBP: 0.279, SLG: 0.279 50 Alberto Arias, R										2	0	1	1	0	1	0				
2 Darn Erstad, L OBP: 0.266, SLG: 0.158 53 Wesley Wright, R										0	0	0	0	0	0	0				
39 Jeff Fulchino, R OBP: 0.200, SLG: 0.076										1	0	0	0	0	1	0				
<b>Inning Stats</b>	R: 0 H: 1 E: 0 K: 1 S: 10	H: 1 LOB: 1 BB: 0 P: 9	R: 0 H: 1 E: 0 K: 0 S: 7	H: 1 LOB: 0 BB: 0 P: 9	R: 0 H: 1 E: 0 K: 1 S: 11	H: 1 LOB: 2 BB: 2 P: 22	R: 1 H: 2 E: 0 K: 1 S: 12	H: 2 LOB: 1 BB: 1 P: 17	R: 0 H: 0 E: 0 K: 0 S: 7	H: 0 LOB: 0 BB: 0 P: 11	R: 0 H: 0 E: 0 K: 1 S: 10	H: 0 LOB: 0 BB: 0 P: 11	R: 0 H: 0 E: 0 K: 0 S: 5	H: 0 LOB: 0 BB: 0 P: 9	R: 2 H: 3 E: 0 K: 0 S: 12	H: 3 LOB: 1 BB: 0 P: 17	1B: 6 2B: 1 3B: 0 HR: 1	SF: 0 SAC: 0 DP: 1 HBP: 0	WP: 1 PB: 0 SB: 0 CS: 0	PA: 37
<b>PITCHER</b>	IP WLS BF H R ER SO BB IBB HBP BLK WP HR S P ERA WHIP																			
40 Rich Harden, R ERA: 4.83	7.0 W 31 8 3 3 4 3 0 0 0 0 0 66 99 3.86 1.571																			
49 Carlos Marmol, R ERA: 4.85	1.0 H 3 0 0 0 0 0 0 0 0 0 0 8 10 0.00 0.000																			
63 Kevin Gregg, R ERA: 4.61	1.0 S 3 0 0 0 1 0 0 0 0 0 0 9 12 0.00 0.000																			

Chicago Cubs @ Houston Astros  
Minute Maid Park, Houston, TX  
Wed May 06 2009, 7:05 PM CDT  
Att: 29,415 - Partly Cloudy - 83 F

AB	34
R	3
H	8
RBI	3
BB	3
SO	5
LOB	15






Batter	1	2	3	4	5	6	7	8	9	AB	R	H	RBI	BB	SO	LOB	TOP		
12 Alfonso Soriano, R OBP: 0.344, SLG: 0.569	F8	G5-4-3		HR			F9		HR	5	2	2	3	0	0	2			
2 Ryan Theriot, R OBP: 0.267, SLG: 0.468	1B		16 BB	K			G6-3		2B	4	2	2	0	1	1	0			
1 Kosuke Fukudome, L OBP: 0.284, SLG: 0.512	1B		21 BB	G4-3			G4-3		F7	4	2	1	0	1	0	1			
16 Aramis Ramirez, R OBP: 0.423, SLG: 0.600 44 Chad Fox, R 63 Kevin Gregg, R	6 BB		21 BB				F8		2B	4	1	3	1	1	0	0			
6 Micah Hoffpauir, L OBP: 0.370, SLG: 0.521	1B			P5			G3		17 BB	4	0	2	1	1	0	3			
21 Milton Bradley, S OBP: 0.294, SLG: 0.250 4 Joey Gathright, L OBP: 0.267, SLG: 0.214	K						P4		K	4	0	1	1	0	2	4			
17 Mike Fontenot, L OBP: 0.340, SLG: 0.459			E3	SF8			F7		K	3	0	0	2	1	1	2			
18 Geovany Soto, R OBP: 0.296, SLG: 0.191				F7			G5-3		K	5	0	1	0	0	1	7			
30 Ted Lilly, L OBP: 0.214, SLG: 0.231 47 Aaron Heilman, R 49 Carlos Marmol, R 7 Aaron Miles, S OBP: 0.282, SLG: 0.277	B1			F7			K		12 HR	3	0	0	0	0	1	2			
<b>Inning Stats</b>	R: 1 H: 2 E: 0 K: 1 S: 14	H: 2 LOB: 2 P: 28	R: 0 H: 1 E: 1 K: 0 S: 5	LOB: 1 BB: 0 P: 8	R: 2 H: 3 E: 0 K: 0 S: 14	H: 3 LOB: 2 BB: 1 P: 28	R: 1 H: 1 E: 0 K: 1 S: 14	H: 1 LOB: 0 BB: 0 P: 19	R: 0 H: 0 E: 0 K: 0 S: 9	H: 0 LOB: 0 BB: 0 P: 15	R: 0 H: 0 E: 0 K: 1 S: 7	H: 0 LOB: 0 BB: 0 P: 8	R: 0 H: 0 E: 0 K: 3 S: 15	H: 2 LOB: 2 BB: 0 P: 19	R: 4 H: 5 E: 0 K: 0 S: 23	H: 5 LOB: 2 BB: 2 P: 43	1B: 10 2B: 2 HR: 2	SF: 1 SAC: 0 DP: 2 HBP: 0	WP: 0 PA: 44 PB: 0 SB: 0 CS: 0
<b>PITCHER</b>	IP WLS BF H R ER SO BB IBB HBP BLK WP HR S P ERA WHIP	23 Russ Ortiz, R ERA: 5.91	2.1 L 15 6 3 3 1 3 0 0 0 0 0 29 57 11.57 3.857	48 Tim Lincecum, L ERA: 2.31	1.2 6 1 1 1 1 0 0 0 0 0 1 18 26 5.40 0.600	43 Chris Sampson, R ERA: 1.89	3.0 9 0 0 0 1 0 0 0 0 0 0 24 33 0.00 0.000	53 Wesley Wright, L ERA: 6.57	0.2 4 2 0 0 2 0 0 0 0 0 0 12 15 0.00 3.000	52 Felipe Paulino, R ERA: 5.23	0.2 9 5 4 4 1 2 0 0 0 0 1 24 43 54.00 10.500	<b>PITCHER</b>	50 Alberto Arias, R ERA: 3.86	0.2 1 0 0 0 0 0 0 0 0 0 0 24 43 0.00 0.000					
Batter	1	2	3	4	5	6	7	8	9	AB	R	H	RBI	BB	SO	LOB	BOTTOM		
3 Kazuo Matsui, S OBP: 0.327, SLG: 0.356	10 HR		G5-3				G6-3		SF8	3	1	0	1	1	0	1			
10 Miguel Tejada, R OBP: 0.336, SLG: 0.417	HR		2B				P3		1B	5	1	4	2	0	0	0			
17 Lance Berkman, S OBP: 0.325, SLG: 0.417	G5-3		K				K2-3		K	5	0	0	0	0	4	3			
45 Carlos Lee, R OBP: 0.342, SLG: 0.505	9 BB						F7		K	3	0	1	0	1	1	1			
9 Hunter Pence, R OBP: 0.373, SLG: 0.481	4 BB			F8			F8		K	4	0	1	0	0	1	3			
4 Jason Michaels, R OBP: 0.414, SLG: 0.435	G1-4-3						F9		77 BB	2	1	0	0	2	0	2			
77 Ivan Rodriguez, R OBP: 0.283, SLG: 0.430	K			F8			K		8 BB	4	1	1	1	0	2	1			
8 Jeff Keppinger, R OBP: 0.429, SLG: 0.548	F8			P3			E5		G5-3	4	0	0	1	0	0	1			
23 Russ Ortiz, R ERA: 5.91 48 Tim Lincecum, L ERA: 2.31 43 Chris Sampson, R ERA: 1.89 53 Wesley Wright, L ERA: 6.57 52 Felipe Paulino, R ERA: 5.23	K			K			K		3 SF8	1	0	0	0	0	0	0			
<b>Inning Stats</b>	R: 2 H: 3 E: 0 K: 0 S: 10	H: 3 LOB: 1 P: 18	R: 0 H: 0 E: 0 K: 2 S: 13	H: 0 LOB: 0 BB: 0 P: 18	R: 0 H: 1 E: 0 K: 1 S: 9	H: 1 LOB: 2 BB: 1 P: 19	R: 0 H: 0 E: 0 K: 1 S: 9	H: 0 LOB: 0 BB: 1 P: 17	R: 0 H: 0 E: 0 K: 0 S: 6	H: 0 LOB: 0 BB: 0 P: 8	R: 0 H: 0 E: 0 K: 0 S: 5	H: 0 LOB: 0 BB: 0 P: 8	R: 0 H: 0 E: 0 K: 2 S: 10	H: 1 LOB: 1 BB: 0 P: 14	R: 3 H: 3 E: 0 K: 1 S: 14	H: 3 LOB: 1 BB: 1 P: 26	1B: 3 2B: 2 HR: 1	SF: 1 SAC: 0 DP: 1 HBP: 0	WP: 0 PA: 39 PB: 0 SB: 1 CS: 0
<b>PITCHER</b>	IP WLS BF H R ER SO BB IBB HBP BLK WP HR S P ERA WHIP	30 Ted Lilly, L ERA: 3.11	6.0 W 24 4 2 2 5 3 0 0 0 0 0 10 88 3.00 1.167	47 Aaron Heilman, R ERA: 4.15	1.0 H 4 0 0 0 2 0 0 0 0 0 0 10 17 0.00 0.000	49 Carlos Marmol, R ERA: 4.5	1.0 H 4 1 0 0 3 0 0 0 0 0 0 11 14 0.00 1.000	44 Chad Fox, R ERA: 81.0	0.1 4 2 3 3 0 1 0 0 0 0 0 8 17 81.00 9.000	63 Kevin Gregg, R ERA: 4.4	0.2 3 1 0 0 1 0 0 0 0 0 0 6 9 0.00 1.500	<b>PITCHER</b>	50 Alberto Arias, R ERA: 3.86	0.2 1 0 0 0 0 0 0 0 0 0 0 24 43 0.00 0.000					


Chicago Cubs @ Houston Astros  
Minute Maid Park, Houston, TX  
Thu May 07 2009, 7:05 PM CDT  
Att: 28,620 - Roof Closed - 73 F

AB 38  
R 8  
H 14  
RBI 8  
BB 5  
SO 6  
LOB 21



Chicago Cubs @ Houston Astros  
Minute Maid Park, Houston, TX  
Thu May 07 2009, 7:05 PM CDT  
Att: 28,620 - Roof Closed - 73 F

AB 34  
R 5  
H 8  
RBI 5  
SO 11  
LOB 14





Batter	1	2	3	4	5	6	7	8	9	AB	R	H	RBI	BB	SO	LOB	TOP															
12 Alfonso Soriano, R (1,7) OBP: 0.341, SLG: 0.559	F7		P3			SF8		FC1-2 IBB		2	0	0	1	1	0	0	<b>Chicago Cubs @ Milwaukee Brewers</b> Miller Park, Milwaukee, WI Fri May 08 2009, 7:05 PM CDT Att: 42,025 - Partly Cloudy - 71 F															
2 Ryan Theriot, R (1,6) OBP: 0.363, SLG: 0.460	1B			F8		G5-3		FC1-2		4	0	1	0	0	0	3																
1 Kosuke Fukudome, L (1,8) OBP: 0.431, SLG: 0.596	K									3	0	1	0	0	2	1																
18 Geovany Soto, R (6,PH) OBP: 0.293, SLG: 0.188	K									1	0	0	0	0	0	3																
47 Aaron Heilman, R (8,1)	K									0	0	0	0	0	0	0																
16 Aramis Ramirez, R (1,5) OBP: 0.417, SLG: 0.591	G5-3									1	0	0	0	0	0	1																
7 Aaron Miles, S (3,4) OBP: 0.270, SLG: 0.265	G5-3									3	0	0	0	0	1	0																
6 Micah Hoffpauir, L (1,3) OBP: 0.345, SLG: 0.481	F8									4	0	0	0	0	1	0																
21 Milton Bradley, S (1,9) OBP: 0.292, SLG: 0.300	F9									4	1	1	1	0	1	0																
17 Mike Fontenot, L (1,4) OBP: 0.330, SLG: 0.443	G4-3									3	0	0	0	0	0	0																
55 Koyie Hill, S (1,2) OBP: 0.390, SLG: 0.444										3	0	1	0	0	1	0																
36 Randy Wells, R (1,1)										1	0	0	0	0	0	0																
24 Bobby Scales, S (6,PH) OBP: 0.400, SLG: 0.800	G4-3									1	1	1	0	0	0	0																
37 Angel Guzman, R (6,1)										0	0	0	0	0	0	0																
9 Reed Johnson, R (8,PH) OBP: 0.321, SLG: 0.271										1	0	0	0	0	0	1																
<b>Inning Stats</b>	R: 0 E: 0 K: 1 S: 11	H: 1 LOB: 1 BB: 0 P: 17	R: 0 E: 0 K: 0 S: 7	H: 0 LOB: 0 BB: 0 P: 13	R: 0 E: 0 K: 1 S: 7	H: 0 LOB: 0 BB: 0 P: 11	R: 0 E: 0 K: 1 S: 5	H: 0 LOB: 0 BB: 0 P: 6	R: 1 E: 0 K: 0 S: 6	H: 2 LOB: 0 BB: 0 P: 10	R: 0 E: 0 K: 1 S: 9	H: 0 LOB: 0 BB: 0 P: 15	R: 0 E: 1 K: 0 S: 9	H: 1 LOB: 3 BB: 1 P: 17	R: 0 E: 0 K: 2 S: 8	H: 0 LOB: 0 BB: 0 P: 13	1B: 2 2B: 1 3B: 1 HR: 1	SF: 1 SAC: 0 DP: 0 HBP: 0	WP: 0 PB: 0 SB: 1 CS: 1	PA: 34												
<b>PITCHER</b>	IP WLS BF H R ER SO BB IBB HBP BLK WP HR S P ERA WHIP																															
31 Dave Bush, R (1,1) ERA: 4.05	7.0	24	4	2	2	4	0	0	0	0	0	1	51	81	2.57	0.571																
12 Carlos Villanueva, R (8,1) ERA: 6.43	0.2	5	1	0	0	0	0	1	0	0	0	0	7	15	0.00	1.500																
57 Mitch Stetter, L (8,1) ERA: 3.38	0.1	W	1	0	0	0	0	0	0	0	0	0	2	2	0.00	0.000																
51 Trevor Hoffman, R (9,1) ERA:	1.0	S	3	0	0	0	2	0	0	0	0	0	8	13	0.00	0.000																

Batter	1	2	3	4	5	6	7	8	9	AB	R	H	RBI	BB	SO	LOB	BOTTOM																
23 Rickie Weeks Jr., R (1,4) OBP: 0.326, SLG: 0.475	K	P3								4	0	1	0	0	2	2	<b>Chicago Cubs @ Milwaukee Brewers</b> Miller Park, Milwaukee, WI Fri May 08 2009, 7:05 PM CDT Att: 42,025 - Partly Cloudy - 71 F																
1 Cory Hart, R (1,9) OBP: 0.357, SLG: 0.451	28 G6-3 1B									3	1	1	0	1	0	1																	
8 Ryan Braun, R (1,7) OBP: 0.444, SLG: 0.587	28 G6-3 BB									3	1	2	2	1	1	0																	
28 Prince Fielder, L (1,3) OBP: 0.422, SLG: 0.490	G6-3									4	0	0	0	0	0	3																	
25 Mike Cameron, R (1,8) OBP: 0.383, SLG: 0.563	F9									4	0	1	0	0	2	2																	
7 J.J. Hardy, R (1,6) OBP: 0.295, SLG: 0.398	18 2B BB									3	1	1	1	1	0	2																	
2 Bill Hall, R (1,5) OBP: 0.347, SLG: 0.465	K									3	0	0	0	0	3	1																	
18 Jason Kendall, R (1,2) OBP: 0.304, SLG: 0.244										3	0	1	0	0	1	0																	
31 Dave Bush, R (1,1) OBP: 0.200, SLG: 0.143										2	0	0	0	0	1	2																	
16 Chris Duffy, L (7,PH) OBP: 0.200, SLG: 0.136	K									1	0	0	0	0	0	0																	
12 Carlos Villanueva, R (8,1) OBP: 1.000, SLG: 1.000	K									0	0	0	0	0	0	0																	
57 Mitch Stetter, L (8,1)										0	0	0	0	0	0	0																	
51 Trevor Hoffman, R (9,1) ERA: 5.14										0	0	0	0	0	0	0																	
<b>Inning Stats</b>	R: 0 E: 0 K: 1 S: 9	H: 1 LOB: 2 BB: 1 P: 19	R: 0 E: 0 K: 2 S: 13	H: 1 LOB: 1 BB: 1 P: 23	R: 0 E: 0 K: 0 S: 11	H: 2 LOB: 0 BB: 0 P: 14	R: 0 E: 0 K: 1 S: 11	H: 0 LOB: 0 BB: 0 P: 15	R: 1 E: 0 K: 2 S: 12	H: 1 LOB: 0 BB: 0 P: 15	R: 0 E: 0 K: 2 S: 14	H: 0 LOB: 0 BB: 0 P: 19	R: 2 E: 0 K: 1 S: 10	H: 1 LOB: 0 BB: 0 P: 20	R: 0 E: 0 K: 1 S: 10	H: 0 LOB: 0 BB: 0 P: 19	1B: 4 2B: 1 3B: 0 HR: 2	SF: 0 SAC: 0 DP: 1 HBP: 0	WP: 1 PB: 0 SB: 0 CS: 0	PA: 33													
<b>PITCHER</b>	IP WLS BF H R ER SO BB IBB HBP BLK WP HR S P ERA WHIP																																
36 Randy Wells, R (1,1) ERA:	5.0	21	5	0	0	5	2	0	0	0	0	0	1	26	34	4.50	0.500																
37 Angel Guzman, R (6,1) ERA: 4.11	2.0	H	7	1	1	1	4	0	0	0	0	1	26	34	4.50	0.500																	
47 Aaron Heilman, R (8,1) ERA: 5.14	1.0	L	5	1	2	2	1	0	0	0	1	1	10	20	18.00	2.000																	





Batter	1	2	3	4	5	6	7	8	9	AB	R	H	RBI	BB	SO	LOB	TOP								
12 Alfonso Soriano, R OBP: 0.336, SLG: 0.545										5	1	1	0	0	3	2									
2 Ryan Theriot, R OBP: 0.372, SLG: 0.452										2	1	0	0	2	1	0									
1 Kosuke Fukudome, L OBP: 0.439, SLG: 0.516										4	1	2	2	1	0	1									
21 Milton Bradley, S OBP: 0.325, SLG: 0.333										3	1	2	1	2	0	1									
6 Micah Hoffpauir, L OBP: 0.349, SLG: 0.544										5	1	2	2	0	2	6									
18 Geovany Soto, R OBP: 0.299, SLG: 0.203										5	0	2	0	0	2	3									
17 Mike Fontenot, L OBP: 0.333, SLG: 0.446										4	0	1	0	1	2	3									
24 Bobby Seales, S OBP: 0.300, SLG: 0.500										5	0	1	0	0	2	4									
46 Ryan Dempster, R 48 Neal Cotts, L 54 David Patton, R 7 Aaron Miles, S 44 Chad Fox, R 47 Aaron Heilman, R 9 Reed Johnson, R										2	0	0	0	1	1	2									
<b>Inning Stats</b>	R: 0 E: 0 K: 2 S: 12	H: 0 LOB: 1 BB: 1 P: 21	R: 0 E: 0 K: 2 S: 10	H: 2 LOB: 2 BB: 0 P: 16	R: 0 E: 0 K: 1 S: 12	H: 0 LOB: 2 BB: 2 P: 26	R: 0 E: 0 K: 1 S: 15	H: 1 LOB: 1 BB: 1 P: 26	R: 2 E: 0 K: 1 S: 11	H: 2 LOB: 0 BB: 0 P: 13	R: 0 E: 0 K: 2 S: 10	H: 0 LOB: 0 BB: 0 P: 16	R: 0 E: 0 K: 1 S: 14	H: 1 LOB: 2 BB: 2 P: 27	R: 4 E: 0 K: 2 S: 17	H: 3 LOB: 1 BB: 1 P: 31	R: 0 E: 0 K: 0 S: 10	H: 2 LOB: 1 BB: 0 P: 15	1B: 6 2B: 4 3B: 0 HR: 1	SF: 0 SAC: 0 DP: 1 HBP: 1	WP: 1 PB: 0 SB: 0 CS: 0	PA: 45			
<b>PITCHER</b>	IP: 5.0 WLS: 1 BF: 24	H: 5 R: 2 ER: 2 SO: 8	BB: 4 IBB: 0 HBP: 0 BLK: 0	WP: 0 HR: 1 S: 60 P: 102	ERA: 3.60 WHIP: 1.800	IP: 6.0 WLS: 1 BF: 24	H: 3 R: 0 ER: 0 SO: 1	BB: 0 IBB: 0 HBP: 0 BLK: 0	WP: 0 HR: 0 S: 14 P: 22	ERA: 0.00 WHIP: 2.250	IP: 1.1 WLS: 0 BF: 6	H: 3 R: 0 ER: 0 SO: 1	BB: 0 IBB: 0 HBP: 0 BLK: 0	WP: 0 HR: 0 S: 14 P: 22	ERA: 0.00 WHIP: 2.250	IP: 1.1 WLS: 0 BF: 6	H: 3 R: 0 ER: 0 SO: 1	BB: 0 IBB: 0 HBP: 0 BLK: 0	WP: 0 HR: 0 S: 14 P: 22	ERA: 0.00 WHIP: 2.250	IP: 1.1 WLS: 0 BF: 6	H: 3 R: 0 ER: 0 SO: 1	BB: 0 IBB: 0 HBP: 0 BLK: 0	WP: 0 HR: 0 S: 14 P: 22	ERA: 0.00 WHIP: 2.250
49 Yovani Gallardo, R ERA: 3.09	IP: 5.0 WLS: 1 BF: 24	H: 5 R: 2 ER: 2 SO: 8	BB: 4 IBB: 0 HBP: 0 BLK: 0	WP: 0 HR: 1 S: 60 P: 102	ERA: 3.60 WHIP: 1.800	IP: 6.0 WLS: 1 BF: 24	H: 3 R: 0 ER: 0 SO: 1	BB: 0 IBB: 0 HBP: 0 BLK: 0	WP: 0 HR: 0 S: 14 P: 22	ERA: 0.00 WHIP: 2.250	IP: 1.1 WLS: 0 BF: 6	H: 3 R: 0 ER: 0 SO: 1	BB: 0 IBB: 0 HBP: 0 BLK: 0	WP: 0 HR: 0 S: 14 P: 22	ERA: 0.00 WHIP: 2.250	IP: 1.1 WLS: 0 BF: 6	H: 3 R: 0 ER: 0 SO: 1	BB: 0 IBB: 0 HBP: 0 BLK: 0	WP: 0 HR: 0 S: 14 P: 22	ERA: 0.00 WHIP: 2.250	IP: 1.1 WLS: 0 BF: 6	H: 3 R: 0 ER: 0 SO: 1	BB: 0 IBB: 0 HBP: 0 BLK: 0	WP: 0 HR: 0 S: 14 P: 22	ERA: 0.00 WHIP: 2.250
73 Seth McClung, R ERA: 3.18	IP: 6.1 WLS: 1 BF: 24	H: 7 R: 1 ER: 0 SO: 2	BB: 2 IBB: 0 HBP: 0 BLK: 0	WP: 0 HR: 0 S: 18 P: 34	ERA: 0.00 WHIP: 2.250	IP: 1.1 WLS: 0 BF: 6	H: 3 R: 0 ER: 0 SO: 1	BB: 0 IBB: 0 HBP: 0 BLK: 0	WP: 0 HR: 0 S: 14 P: 22	ERA: 0.00 WHIP: 2.250	IP: 1.1 WLS: 0 BF: 6	H: 3 R: 0 ER: 0 SO: 1	BB: 0 IBB: 0 HBP: 0 BLK: 0	WP: 0 HR: 0 S: 14 P: 22	ERA: 0.00 WHIP: 2.250	IP: 1.1 WLS: 0 BF: 6	H: 3 R: 0 ER: 0 SO: 1	BB: 0 IBB: 0 HBP: 0 BLK: 0	WP: 0 HR: 0 S: 14 P: 22	ERA: 0.00 WHIP: 2.250	IP: 1.1 WLS: 0 BF: 6	H: 3 R: 0 ER: 0 SO: 1	BB: 0 IBB: 0 HBP: 0 BLK: 0	WP: 0 HR: 0 S: 14 P: 22	ERA: 0.00 WHIP: 2.250
57 Mitch Stetter, L ERA: 3.27	IP: 7.1 WLS: 1 BF: 30	H: 1 R: 0 ER: 0 SO: 1	BB: 0 IBB: 0 HBP: 0 BLK: 0	WP: 0 HR: 3 S: 3 P: 6	ERA: 0.00 WHIP: 0.000	IP: 7.1 WLS: 1 BF: 30	H: 1 R: 0 ER: 0 SO: 1	BB: 0 IBB: 0 HBP: 0 BLK: 0	WP: 0 HR: 3 S: 3 P: 6	ERA: 0.00 WHIP: 0.000	IP: 8.1 WLS: 0 BF: 33	H: 2 R: 4 ER: 6 SO: 13	BB: 1 IBB: 0 HBP: 1 BLK: 0	WP: 0 HR: 13 S: 24 P: 54.00	ERA: 54.00 WHIP: 4.500	IP: 8.1 WLS: 0 BF: 33	H: 2 R: 4 ER: 6 SO: 13	BB: 1 IBB: 0 HBP: 1 BLK: 0	WP: 0 HR: 13 S: 24 P: 54.00	ERA: 54.00 WHIP: 4.500	IP: 8.1 WLS: 0 BF: 33	H: 2 R: 4 ER: 6 SO: 13	BB: 1 IBB: 0 HBP: 1 BLK: 0	WP: 0 HR: 13 S: 24 P: 54.00	ERA: 54.00 WHIP: 4.500
12 Carlos Villanueva, R ERA: 6.28	IP: 7.1 WLS: 1 BF: 30	H: 1 R: 0 ER: 0 SO: 1	BB: 0 IBB: 0 HBP: 0 BLK: 0	WP: 0 HR: 3 S: 3 P: 6	ERA: 0.00 WHIP: 0.000	IP: 7.1 WLS: 1 BF: 30	H: 1 R: 0 ER: 0 SO: 1	BB: 0 IBB: 0 HBP: 0 BLK: 0	WP: 0 HR: 3 S: 3 P: 6	ERA: 0.00 WHIP: 0.000	IP: 8.1 WLS: 0 BF: 33	H: 2 R: 4 ER: 6 SO: 13	BB: 1 IBB: 0 HBP: 1 BLK: 0	WP: 0 HR: 13 S: 24 P: 54.00	ERA: 54.00 WHIP: 4.500	IP: 8.1 WLS: 0 BF: 33	H: 2 R: 4 ER: 6 SO: 13	BB: 1 IBB: 0 HBP: 1 BLK: 0	WP: 0 HR: 13 S: 24 P: 54.00	ERA: 54.00 WHIP: 4.500	IP: 8.1 WLS: 0 BF: 33	H: 2 R: 4 ER: 6 SO: 13	BB: 1 IBB: 0 HBP: 1 BLK: 0	WP: 0 HR: 13 S: 24 P: 54.00	ERA: 54.00 WHIP: 4.500
50 Jorge Julio, R ERA: 9.49	IP: 8.1 WLS: 0 BF: 33	H: 2 R: 4 ER: 4 SO: 1	BB: 1 IBB: 0 HBP: 1 BLK: 0	WP: 1 HR: 0 S: 13 P: 24	ERA: 54.00 WHIP: 4.500	IP: 8.1 WLS: 0 BF: 33	H: 2 R: 4 ER: 4 SO: 1	BB: 1 IBB: 0 HBP: 1 BLK: 0	WP: 1 HR: 0 S: 13 P: 24	ERA: 54.00 WHIP: 4.500	IP: 8.1 WLS: 0 BF: 33	H: 2 R: 4 ER: 4 SO: 1	BB: 1 IBB: 0 HBP: 1 BLK: 0	WP: 1 HR: 0 S: 13 P: 24	ERA: 54.00 WHIP: 4.500	IP: 8.1 WLS: 0 BF: 33	H: 2 R: 4 ER: 4 SO: 1	BB: 1 IBB: 0 HBP: 1 BLK: 0	WP: 1 HR: 0 S: 13 P: 24	ERA: 54.00 WHIP: 4.500	IP: 8.1 WLS: 0 BF: 33	H: 2 R: 4 ER: 4 SO: 1	BB: 1 IBB: 0 HBP: 1 BLK: 0	WP: 1 HR: 0 S: 13 P: 24	ERA: 54.00 WHIP: 4.500
<b>Batter</b>	<b>1</b>	<b>2</b>	<b>3</b>	<b>4</b>	<b>5</b>	<b>6</b>	<b>7</b>	<b>8</b>	<b>9</b>	<b>AB</b>	<b>R</b>	<b>H</b>	<b>RBI</b>	<b>BB</b>	<b>SO</b>	<b>LOB</b>	<b>BOTTOM</b>								
23 Rickie Weeks Jr., R OBP: 0.333, SLG: 0.472										5	1	2	1	1	2	2									
30 Craig Counsell, L OBP: 0.435, SLG: 0.491										4	2	2	1	1	0	4									
8 Ryan Braun, R OBP: 0.465, SLG: 0.632										2	3	2	2	2	0	0									
28 Prince Fielder, L OBP: 0.421, SLG: 0.481										2	2	0	1	2	2	1									
7 J.J. Hardy, R OBP: 0.299, SLG: 0.392										4	2	1	0	1	1	2									
1 Corey Hart, R OBP: 0.358, SLG: 0.444										4	0	1	2	1	1	2									
16 Chris Duffy, L OBP: 0.200, SLG: 0.148										5	1	1	1	0	1	2									
18 Jason Kendall, R OBP: 0.318, SLG: 0.267										4	1	3	2	0	1	0									
49 Yovani Gallardo, R ERA: 4.98	IP: 6.1 WLS: 1 BF: 30	H: 7 R: 5 ER: 4 SO: 9	BB: 3 IBB: 0 HBP: 0 BLK: 0	WP: 0 HR: 1 S: 69 P: 121	ERA: 5.68 WHIP: 1.579	IP: 1.1 WLS: 0 BF: 6	H: 3 R: 0 ER: 0 SO: 1	BB: 0 IBB: 0 HBP: 0 BLK: 0	WP: 0 HR: 0 S: 14 P: 22	ERA: 0.00 WHIP: 2.250	IP: 1.1 WLS: 0 BF: 6	H: 3 R: 0 ER: 0 SO: 1	BB: 0 IBB: 0 HBP: 0 BLK: 0	WP: 0 HR: 0 S: 14 P: 22	ERA: 0.00 WHIP: 2.250	IP: 1.1 WLS: 0 BF: 6	H: 3 R: 0 ER: 0 SO: 1	BB: 0 IBB: 0 HBP: 0 BLK: 0	WP: 0 HR: 0 S: 14 P: 22	ERA: 0.00 WHIP: 2.250	IP: 1.1 WLS: 0 BF: 6	H: 3 R: 0 ER: 0 SO: 1	BB: 0 IBB: 0 HBP: 0 BLK: 0	WP: 0 HR: 0 S: 14 P: 22	ERA: 0.00 WHIP: 2.250
48 Neal Cotts, L ERA: 6.75	IP: 7.1 WLS: 1 BF: 30	H: 1 R: 0 ER: 0 SO: 1	BB: 0 IBB: 0 HBP: 0 BLK: 0	WP: 0 HR: 4 S: 10 P: 10	ERA: 0.00 WHIP: 0.000	IP: 7.1 WLS: 1 BF: 30	H: 1 R: 0 ER: 0 SO: 1	BB: 0 IBB: 0 HBP: 0 BLK: 0	WP: 0 HR: 4 S: 10 P: 10	ERA: 0.00 WHIP: 0.000	IP: 8.1 WLS: 0 BF: 33	H: 2 R: 4 ER: 6 SO: 13	BB: 1 IBB: 0 HBP: 1 BLK: 0	WP: 0 HR: 13 S: 24 P: 54.00	ERA: 54.00 WHIP: 4.500	IP: 8.1 WLS: 0 BF: 33	H: 2 R: 4 ER: 6 SO: 13	BB: 1 IBB: 0 HBP: 1 BLK: 0	WP: 0 HR: 13 S: 24 P: 54.00	ERA: 54.00 WHIP: 4.500	IP: 8.1 WLS: 0 BF: 33	H: 2 R: 4 ER: 6 SO: 13	BB: 1 IBB: 0 HBP: 1 BLK: 0	WP: 0 HR: 13 S: 24 P: 54.00	ERA: 54.00 WHIP: 4.500
54 David Patton, R ERA: 8.03	IP: 7.1 WLS: 1 BF: 30	H: 1 R: 0 ER: 0 SO: 1	BB: 0 IBB: 0 HBP: 0 BLK: 0	WP: 0 HR: 3 S: 3 P: 6</																					



Batter	1	2	3	4	5	6	7	8	9	AB	R	H	RBI	BB	SO	LOB	TOP					
12 Alfonso Soriano, R OBP: 0.331, SLG: 0.555										5	1	2	0	0	1		<b>Chicago Cubs @ Milwaukee Brewers</b> Miller Park, Milwaukee, WI Sun May 10 2009, 1:05 PM CDT Att.: 41,646 - Roof Closed - 65 F					
7 Aaron Miles, S OBP: 0.266, SLG: 0.274										4	1	1	0	0	1	0						
1 Kosuke Fukudome, L OBP: 0.449, SLG: 0.543										3	1	2	0	1	1	0						
21 Milton Bradley, S OBP: 0.321, SLG: 0.328										4	0	1	1	0	1	2						
6 Micah Hoffpauer, L OBP: 0.343, SLG: 0.525										4	0	1	0	0	0	2						
18 Geovany Soto, R OBP: 0.297, SLG: 0.195										3	0	0	0	1	1	1						
17 Mike Fontenot, L OBP: 0.321, SLG: 0.427										4	0	0	0	0	1	2						
24 Bobby Seales, S OBP: 0.385, SLG: 0.538										3	1	2	0	0	0	0						
37 Angel Guzman, R										0	0	0	0	0	0	0						
49 Carlos Marmol, R										1	0	1	0	0	0	0						
4 Ryan Freel, R 63 Kevin Gregg, R										2	0	0	0	0	1	2						
45 Sean Marshall, L 2 Ryan Theriot, R										2	0	0	0	0	1	2						
<b>Inning Stats</b>	R: 0 H: 1 E: 0 K: 1 S: 15	H: 1 LOB: 0 BB: 0 P: 23	R: 0 H: 0 E: 0 K: 0 S: 7	H: 1 LOB: 0 BB: 0 P: 10	R: 4 H: 5 E: 0 K: 1 S: 19	H: 5 LOB: 2 BB: 1 P: 35	R: 0 H: 0 E: 0 K: 0 S: 10	H: 0 LOB: 0 BB: 0 P: 13	R: 0 H: 0 E: 0 K: 1 S: 12	H: 1 LOB: 1 BB: 1 P: 21	R: 0 H: 0 E: 0 K: 1 S: 6	H: 0 LOB: 0 BB: 0 P: 9	R: 0 H: 0 E: 0 K: 1 S: 8	H: 0 LOB: 0 BB: 0 P: 10	R: 0 H: 1 E: 1 K: 1 S: 13	H: 1 LOB: 1 BB: 0 P: 19	1B: 6 2B: 1 3B: 1 HR: 1	SF: 0 SAC: 1 DP: 1 HBP: 0	WP: 1 PB: 0 SB: 0 CS: 0	PA: 38		
<b>PITCHER</b>	IP WLS BF H R ER SO BB IBB HBP BLK WP HR S P ERA WHIP	IP WLS BF H R ER SO BB IBB HBP BLK WP HR S P ERA WHIP	IP WLS BF H R ER SO BB IBB HBP BLK WP HR S P ERA WHIP	IP WLS BF H R ER SO BB IBB HBP BLK WP HR S P ERA WHIP	IP WLS BF H R ER SO BB IBB HBP BLK WP HR S P ERA WHIP	IP WLS BF H R ER SO BB IBB HBP BLK WP HR S P ERA WHIP	IP WLS BF H R ER SO BB IBB HBP BLK WP HR S P ERA WHIP	IP WLS BF H R ER SO BB IBB HBP BLK WP HR S P ERA WHIP	IP WLS BF H R ER SO BB IBB HBP BLK WP HR S P ERA WHIP	IP WLS BF H R ER SO BB IBB HBP BLK WP HR S P ERA WHIP	IP WLS BF H R ER SO BB IBB HBP BLK WP HR S P ERA WHIP	IP WLS BF H R ER SO BB IBB HBP BLK WP HR S P ERA WHIP	IP WLS BF H R ER SO BB IBB HBP BLK WP HR S P ERA WHIP	IP WLS BF H R ER SO BB IBB HBP BLK WP HR S P ERA WHIP	IP WLS BF H R ER SO BB IBB HBP BLK WP HR S P ERA WHIP	IP WLS BF H R ER SO BB IBB HBP BLK WP HR S P ERA WHIP	IP WLS BF H R ER SO BB IBB HBP BLK WP HR S P ERA WHIP	IP WLS BF H R ER SO BB IBB HBP BLK WP HR S P ERA WHIP	IP WLS BF H R ER SO BB IBB HBP BLK WP HR S P ERA WHIP	IP WLS BF H R ER SO BB IBB HBP BLK WP HR S P ERA WHIP	IP WLS BF H R ER SO BB IBB HBP BLK WP HR S P ERA WHIP	IP WLS BF H R ER SO BB IBB HBP BLK WP HR S P ERA WHIP

**Chicago Cubs @ Milwaukee Brewers**  
 Miller Park, Milwaukee, WI  
 Sun May 10 2009, 1:05 PM CDT  
 Att.: 41,646 - Roof Closed - 65 F

AB	34
R	4
H	9
RBI	3
BB	2
SO	6
LOB	10



Batter	1	2	3	4	5	6	7	8	9	AB	R	H	RBI	BB	SO	LOB	BOTTOM					
23 Rickie Weeks Jr., R OBP: 0.343, SLG: 0.492										3	1	1	1	2	0	0	<b>Chicago Cubs @ Milwaukee Brewers</b> Miller Park, Milwaukee, WI Sun May 10 2009, 1:05 PM CDT Att.: 41,646 - Roof Closed - 65 F					
1 Corey Hart, R OBP: 0.345, SLG: 0.426										5	0	0	0	0	2	3						
8 Ryan Braun, R OBP: 0.463, SLG: 0.627										4	0	1	0	1	2	3						
28 Prince Fielder, L OBP: 0.410, SLG: 0.464										4	0	0	0	0	2	2						
25 Mike Cameron, R OBP: 0.395, SLG: 0.571										2	0	1	0	2	0	0						
7 J.J. Hardy, R OBP: 0.289, SLG: 0.377										4	0	0	0	0	1	5						
2 Bill Hall, R OBP: 0.364, SLG: 0.483										3	1	2	0	1	0	0						
18 Jason Kendall, R OBP: 0.315, SLG: 0.287										4	0	1	1	0	1	5						
37 Jeff Suppan, R 12 Carlos Villanueva, R 16 Chris Duffy, L 45 Mark DiFelice, R										2	0	0	0	0	0	1						
30 Craig Counsell, L										1	0	0	0	0	1	0						
<b>Inning Stats</b>	R: 1 H: 2 E: 0 K: 1 S: 13	H: 2 LOB: 2 BB: 1 P: 24	R: 1 H: 2 E: 0 K: 1 S: 13	H: 2 LOB: 1 BB: 1 P: 22	R: 0 H: 1 E: 0 K: 0 S: 11	H: 1 LOB: 2 BB: 1 P: 19	R: 0 H: 0 E: 0 K: 1 S: 7	H: 0 LOB: 0 BB: 0 P: 14	R: 0 H: 0 E: 0 K: 1 S: 12	H: 0 LOB: 0 BB: 0 P: 18	R: 0 H: 0 E: 0 K: 1 S: 6	H: 0 LOB: 0 BB: 0 P: 9	R: 0 H: 0 E: 0 K: 1 S: 8	H: 0 LOB: 0 BB: 0 P: 12	R: 0 H: 1 E: 0 K: 1 S: 16	H: 1 LOB: 3 BB: 2 P: 28	R: 0 H: 0 E: 0 K: 2 S: 12	H: 0 LOB: 1 BB: 1 P: 21	1B: 1 2B: 3 3B: 1 HR: 1	SF: 0 SAC: 0 DP: 0 HBP: 0	WP: 1 PB: 0 SB: 0 CS: 0	PA: 39
<b>PITCHER</b>	IP WLS BF H R ER SO BB IBB HBP BLK WP HR S P ERA WHIP	IP WLS BF H R ER SO BB IBB HBP BLK WP HR S P ERA WHIP	IP WLS BF H R ER SO BB IBB HBP BLK WP HR S P ERA WHIP	IP WLS BF H R ER SO BB IBB HBP BLK WP HR S P ERA WHIP	IP WLS BF H R ER SO BB IBB HBP BLK WP HR S P ERA WHIP	IP WLS BF H R ER SO BB IBB HBP BLK WP HR S P ERA WHIP	IP WLS BF H R ER SO BB IBB HBP BLK WP HR S P ERA WHIP	IP WLS BF H R ER SO BB IBB HBP BLK WP HR S P ERA WHIP	IP WLS BF H R ER SO BB IBB HBP BLK WP HR S P ERA WHIP	IP WLS BF H R ER SO BB IBB HBP BLK WP HR S P ERA WHIP	IP WLS BF H R ER SO BB IBB HBP BLK WP HR S P ERA WHIP	IP WLS BF H R ER SO BB IBB HBP BLK WP HR S P ERA WHIP	IP WLS BF H R ER SO BB IBB HBP BLK WP HR S P ERA WHIP	IP WLS BF H R ER SO BB IBB HBP BLK WP HR S P ERA WHIP	IP WLS BF H R ER SO BB IBB HBP BLK WP HR S P ERA WHIP	IP WLS BF H R ER SO BB IBB HBP BLK WP HR S P ERA WHIP	IP WLS BF H R ER SO BB IBB HBP BLK WP HR S P ERA WHIP	IP WLS BF H R ER SO BB IBB HBP BLK WP HR S P ERA WHIP	IP WLS BF H R ER SO BB IBB HBP BLK WP HR S P ERA WHIP	IP WLS BF H R ER SO BB IBB HBP BLK WP HR S P ERA WHIP	IP WLS BF H R ER SO BB IBB HBP BLK WP HR S P ERA WHIP	IP WLS BF H R ER SO BB IBB HBP BLK WP HR S P ERA WHIP

**Chicago Cubs @ Milwaukee Brewers**  
 Miller Park, Milwaukee, WI  
 Sun May 10 2009, 1:05 PM CDT  
 Att.: 41,646 - Roof Closed - 65 F

AB	33
R	2
H	6
RBI	2
BB	6
SO	9
LOB	19









Batter	1	2	3	4	5	6	7	8	9	AB	R	H	RBI	BB	SO	LOB	TOP
12 Scott Hairston, R OBP: 0.393, SLG: 0.610										4	1	2	0	0	1	2	<b>San Diego Padres @ Chicago Cubs</b> Wrigley Field, Chicago, IL Wed May 13 2009, 7:05 PM CDT Att: 38,410 - Cloudy - 65 F
22 David Eckstein, R OBP: 0.331, SLG: 0.347										4	0	0	0	0	0	3	
23 Adrián González, L OBP: 0.393, SLG: 0.638										4	2	2	3	0	0	2	
7 Chase Headley, S OBP: 0.313, SLG: 0.407										4	0	2	0	0	1	0	
5 Kevin Kouzmanoff, R OBP: 0.258, SLG: 0.296										4	0	1	0	0	1	1	
4 Nick Hundley, R OBP: 0.347, SLG: 0.386										3	1	0	0	1	2	2	
24 Brian Giles, L OBP: 0.248, SLG: 0.220										3	0	1	0	1	0	2	
15 Luis Antonio Rodriguez, B OBP: 0.396, SLG: 0.346										3	0	2	0	0	0	0	
29 Kevin Correia, R OBP: 0.400, SLG: 0.600										0	0	0	0	0	0	0	
57 Luke Gregerson, L OBP: 0.272, SLG: 0.423										0	0	0	0	0	0	0	
33 Jody Gerut, L OBP: 0.272, SLG: 0.423										0	0	0	0	0	0	0	
50 Duaner Sanchez, R OBP: 0.364, SLG: 0.393										0	0	0	0	0	0	0	
<b>Inning Stats</b>	R: 2 H: 2 E: 0 K: 1 S: 13	H: 2 R: 0 ER: 0 SO: 12 BB: 0 P: 17	H: 2 R: 0 ER: 0 SO: 12 BB: 0 P: 14	H: 0 R: 0 ER: 0 SO: 8 BB: 0 P: 11	H: 0 R: 0 ER: 0 SO: 10 BB: 0 P: 11	H: 0 R: 0 ER: 0 SO: 8 BB: 0 P: 12	H: 3 R: 1 ER: 0 SO: 12 BB: 2 P: 16	H: 2 R: 0 ER: 0 SO: 11 BB: 2 P: 13	H: 2 R: 1 ER: 0 SO: 11 BB: 2 P: 22	1B: 8 2B: 1 3B: 0 HR: 2	SF: 0 SAC: 1 DP: 1 HBP: 0	WP: 1 PB: 0 SB: 0 CS: 0	PA: 35				
<b>PITCHER</b>	IP WLS BF H R ER SO BB IBB HBP BLK WP HR S P ERA WHIP																
30 Ted Lilly, L ERA: 3.27	6.1 W 27 8 3 3 7 0 0 0 0 0 2 68 86 4.26 1.263																
37 Angel Guzman, R ERA: 3.5	0.2 H 3 1 0 0 0 0 0 0 0 0 0 5 8 0.00 1.500																
49 Carlos Marmol, R ERA: 4.24	1.0 S 5 2 1 1 0 2 0 0 0 0 1 0 11 22 9.00 4.000																

Batter	1	2	3	4	5	6	7	8	9	AB	R	H	RBI	BB	SO	LOB	BOTTOM
12 Alfonso Soriano, R OBP: 0.344, SLG: 0.588										3	1	1	1	0	0	0	<b>San Diego Padres @ Chicago Cubs</b> Wrigley Field, Chicago, IL Wed May 13 2009, 7:05 PM CDT Att: 38,410 - Cloudy - 65 F
2 Ryan Theriot, R OBP: 0.364, SLG: 0.480										3	2	2	2	1	0	0	
1 Kosuke Fukudome, L OBP: 0.449, SLG: 0.553										4	0	1	0	0	1	2	
25 Derrek Lee, R OBP: 0.270, SLG: 0.337										4	0	0	0	0	0	1	
21 Milton Bradley, S OBP: 0.341, SLG: 0.375										3	2	1	0	1	0	0	
17 Mike Fontenot, L OBP: 0.319, SLG: 0.406										2	0	0	0	1	1	1	
18 Geovany Soto, R OBP: 0.316, SLG: 0.253										3	1	2	3	0	0	0	
4 Ryan Freel, R OBP: 0.333, SLG: 0.158										3	0	0	0	0	1	2	
30 Ted Lilly, L OBP: 0.176, SLG: 0.188										3	0	0	0	0	1	0	
37 Angel Guzman, R ERA: 3.5										0	0	0	0	0	0	0	
49 Carlos Marmol, R ERA: 6.75										0	0	0	0	0	0	0	
<b>Inning Stats</b>	R: 3 H: 3 E: 0 K: 1 S: 22	H: 3 R: 0 ER: 0 SO: 15 BB: 2 P: 39	H: 0 R: 0 ER: 0 SO: 15 BB: 1 P: 26	H: 2 R: 2 ER: 0 SO: 12 BB: 0 P: 21	H: 1 R: 1 ER: 0 SO: 9 BB: 0 P: 16	H: 0 R: 0 ER: 0 SO: 8 BB: 0 P: 13	H: 0 R: 0 ER: 0 SO: 10 BB: 0 P: 15	H: 1 R: 0 ER: 0 SO: 7 BB: 0 P: 9	H: 0 R: 0 ER: 0 SO: 0 BB: 0 P: 0	1B: 3 2B: 0 3B: 0 HR: 4	SF: 0 SAC: 0 DP: 1 HBP: 1	WP: 0 PB: 0 SB: 0 CS: 0	PA: 32				
<b>PITCHER</b>	IP WLS BF H R ER SO BB IBB HBP BLK WP HR S P ERA WHIP																
32 Chris Young, R ERA: 5.56	4.0 L 21 6 6 6 3 3 0 0 0 0 0 0 18 28 0.00 0.000																
45 Edward Mujica, R ERA: 3.63	2.0 6 0 0 0 1 0 0 0 0 0 0 0 7 9 0.00 1.000																
57 Luke Gregerson, R ERA: 5.5	1.0 4 1 0 0 0 0 0 0 0 0 0 0 0 0 0 0 0																
50 Duaner Sanchez, R ERA: 6.75	0.0 1 0 0 0 0 0 0 0 0 0 0 0 0 0 0 0 0																



Batter	1	2	3	4	5	6	7	8	9	AB	R	H	RBI	BB	SO	LOB	TOP			
12 Scott Hairston, R OBP: 0.387, SLG: 0.593										4	0	1	0	0	1	0	<b>San Diego Padres @ Chicago Cubs</b> Wrigley Field, Chicago, IL Thu May 14 2009, 1:20 PM CDT Att: 39,728 - Sunny - 62 F			
22 David Eckstein, R OBP: 0.324, SLG: 0.339 11 Drew Macias, L OBP: 0.400, SLG: 1.200										3	0	0	0	0	0	1				
23 Adrián González, L OBP: 0.403, SLG: 0.659										2	1	1	1	2	1	0				
7 Chase Headley, S OBP: 0.303, SLG: 0.393										4	0	0	0	0	1	2				
24 Brian Giles, L OBP: 0.250, SLG: 0.231 5 Kevin Kouzmanoff, R OBP: 0.256, SLG: 0.234										3	1	1	0	0	0	0				
2 Edgar González, R OBP: 0.220, SLG: 0.391										4	0	0	0	0	1	1				
8 Chris Burke, R OBP: 0.333, SLG: 0.355										3	0	0	1	0	0	0				
28 Henry Blanco, R OBP: 0.244, SLG: 0.375										3	0	0	0	0	1	0				
49 Chad Gaudin, R 59 Luis Perdomo, R 50 Duaner Sanchez, R 43 Cla Meredith, R 33 Jody Gerut, L 21 Heath Bell, R										2	0	0	0	0	0	2				
<b>Inning Stats</b>	R: 0 E: 0 K: 1 S: 12	H: 0 LOB: 1 BB: 1 P: 20	R: 0 E: 0 K: 0 S: 8	H: 0 LOB: 0 BB: 0 P: 12	R: 0 E: 0 K: 1 S: 9	H: 1 LOB: 1 BB: 0 P: 16	R: 1 E: 0 K: 0 S: 9	H: 1 LOB: 0 BB: 0 P: 19	R: 0 E: 0 K: 1 S: 6	H: 0 LOB: 1 BB: 1 P: 13	R: 1 E: 0 K: 1 S: 9	H: 1 LOB: 0 BB: 0 P: 16	R: 1 E: 0 K: 1 S: 16	H: 1 LOB: 0 BB: 0 P: 24	R: 0 E: 0 K: 2 S: 9	H: 0 LOB: 0 BB: 0 P: 10		1B: 1 2B: 1 3B: 0 HR: 2	SF: 0 SAC: 0 DP: 0 HBP: 0	WP: 0 PA: 33 PB: 0 SB: 0 CS: 0
<b>PITCHER</b>	IP: 7.0 WLS: W BF: 26 ERA: 4.65	IP: 2.0 WLS: 7 BF: 1 ERA: 4.5																		

Batter	1	2	3	4	5	6	7	8	9	AB	R	H	RBI	BB	SO	LOB	BOTTOM			
12 Alfonso Soriano, R OBP: 0.340, SLG: 0.571 4 Ryan Freel, R OBP: 0.320, SLG: 0.150										4	0	0	0	1	1	2	<b>San Diego Padres @ Chicago Cubs</b> Wrigley Field, Chicago, IL Thu May 14 2009, 1:20 PM CDT Att: 39,728 - Sunny - 62 F			
2 Ryan Theriot, R OBP: 0.372, SLG: 0.484										3	2	1	0	2	1	2				
1 Kosuke Fukudome, L OBP: 0.462, SLG: 0.557										3	1	2	0	2	0	1				
6 Micah Hoffpauir, L OBP: 0.356, SLG: 0.508										3	2	0	0	2	1	4				
18 Geovany Soto, R OBP: 0.314, SLG: 0.247 55 Koyie Hill, S OBP: 0.405, SLG: 0.444										2	1	0	2	1	0	3				
9 Reed Johnson, R OBP: 0.323, SLG: 0.296										5	2	2	2	0	2	6				
24 Bobby Scases, S OBP: 0.474, SLG: 0.833										4	2	2	4	1	0	0				
7 Aaron Miles, S OBP: 0.273, SLG: 0.293										5	1	2	1	0	1	2				
46 Ryan Dempster, R OBP: 0.150, SLG: 0.158 58 Jose Ascanio, R										4	0	2	2	0	0	1				
<b>Inning Stats</b>	R: 0 E: 1 K: 1 S: 16	H: 0 LOB: 3 BB: 2 P: 31	R: 0 E: 0 K: 1 S: 10	H: 0 LOB: 1 BB: 1 P: 18	R: 1 E: 0 K: 0 S: 13	H: 1 LOB: 1 BB: 1 P: 21	R: 0 E: 0 K: 1 S: 8	H: 0 LOB: 0 BB: 0 P: 13	R: 6 E: 0 K: 0 S: 20	H: 3 LOB: 2 BB: 5 P: 48	R: 4 E: 0 K: 0 S: 12	H: 5 LOB: 1 BB: 0 P: 21	R: 0 E: 0 K: 3 S: 14	H: 1 LOB: 2 BB: 1 P: 25	R: 0 E: 0 K: 2 S: 10	H: 1 LOB: 1 BB: 0 P: 14		1B: 5 2B: 6 3B: 0 HR: 0	SF: 1 SAC: 0 DP: 0 HBP: 0	WP: 0 PA: 46 PB: 0 SB: 0 CS: 0
<b>PITCHER</b>	IP: 4.1 WLS: L BF: 22 ERA: 4.91	IP: 0.0 WLS: 3 BF: 2 ERA: 5.84	IP: 1.2 WLS: 6 BF: 5 ERA: 9.0	IP: 1.0 WLS: 5 BF: 1 ERA: 4.15	IP: 1.0 WLS: 4 BF: 0 ERA: 4.15															










Batter	1	2	3	4	5	6	7	8	9	AB	R	H	RBI	BB	SO	LOB	TOP					
3 Kazuo Matsui, S OBP: 0.301, SLG: 0.311										4	1	1	0	0	1	1	<b>Houston Astros @ Chicago Cubs</b> Wrigley Field, Chicago, IL Sun May 17 2009, 1:20 PM CDT Att: 40,478 - Sunny - 50 F					
21 Michael Bourn, L OBP: 0.370, SLG: 0.412										4	1	0	0	0	2	2						
17 Lance Berkman, S OBP: 0.367, SLG: 0.459										3	1	2	1	2	0	1						
45 Carlos Lee, R OBP: 0.373, SLG: 0.576										4	0	0	0	1	0	5						
2 Darin Erstad, L OBP: 0.230, SLG: 0.238										0	0	0	0	0	0	0						
10 Miguel Tejada, R OBP: 0.344, SLG: 0.439										4	1	2	1	0	0	3						
9 Hunter Pence, R OBP: 0.399, SLG: 0.489										4	0	0	0	0	4	2						
27 Geoff Blum, S OBP: 0.317, SLG: 0.317										4	1	1	1	0	0	1						
43 Chris Sampson, R										0	0	0	0	0	0	0						
77 Ivan Rodriguez, R OBP: 0.336, SLG: 0.509										3	1	1	2	1	2	0						
38 Brian Moehler, R										2	0	0	0	0	0	0						
31 Jason Smith, L (6,PH)										1	0	0	0	0	1	2						
48 Tim Byrdak, L										0	0	0	0	0	0	0						
50 Alberto Arias, R										0	0	0	0	0	0	0						
8 Jeff Keppinger, R OBP: 0.400, SLG: 0.491										1	0	0	0	0	0	0						
<b>Inning Stats</b>	R: 0 E: 0 K: 1 S: 10	H: 0 LOB: 2 P: 24	R: 0 E: 0 K: 2 S: 7	H: 0 LOB: 0 BB: 0 P: 10	R: 0 E: 0 K: 1 S: 8	H: 0 LOB: 0 BB: 0 P: 12	R: 4 E: 0 K: 1 S: 19	H: 4 LOB: 0 BB: 0 P: 24	R: 0 E: 0 K: 0 S: 13	H: 1 LOB: 1 BB: 0 P: 20	R: 0 E: 0 K: 2 S: 12	H: 1 LOB: 2 BB: 1 P: 22	R: 2 E: 0 K: 0 S: 5	H: 1 LOB: 0 BB: 0 P: 11	R: 0 E: 0 K: 2 S: 12	H: 0 LOB: 0 BB: 0 P: 13	R: 0 E: 1 K: 1 S: 13	H: 0 LOB: 2 BB: 1 P: 24	1B: 4 2B: 2 3B: 0 HR: 1	SF: 0 SAC: 0 DP: 0 HBP: 2	WP: 1 PB: 0 SB: 0 CS: 1	PA: 40
<b>PITCHER</b>	IP WLS BF H R ER SO BB IBB HBP BLK WP HR S P ERA WHIP																					
40 Rich Harden, R ERA: 4.74	6.0 L 27 6 4 4 7 3 0 0 0 0 1 69 112 6.00 1.500																					
56 Jose Ascanio, R ERA: 5.75	2.0 8 1 2 2 2 0 0 2 0 1 0 17 24 9.00 0.500																					
48 Neal Cotts, L ERA: 5.87	1.0 5 0 0 0 1 1 0 0 0 0 0 13 24 0.00 1.000																					

Batter	1	2	3	4	5	6	7	8	9	AB	R	H	RBI	BB	SO	LOB	BOTTOM					
12 Alfonso Soriano, R OBP: 0.343, SLG: 0.580										5	2	2	1	0	0	1	<b>Houston Astros @ Chicago Cubs</b> Wrigley Field, Chicago, IL Sun May 17 2009, 1:20 PM CDT Att: 40,478 - Sunny - 50 F					
2 Ryan Theriot, R OBP: 0.366, SLG: 0.485										5	1	1	1	0	1	1						
1 Kosuke Fukudome, L OBP: 0.454, SLG: 0.535										5	1	2	0	0	0	0						
25 Derrek Lee, R OBP: 0.300, SLG: 0.396										5	1	4	2	0	1	0						
21 Milton Bradley, S OBP: 0.333, SLG: 0.364										5	0	1	1	0	1	3						
18 Geovany Soto, R OBP: 0.324, SLG: 0.269										4	0	1	0	0	0	4						
17 Mike Fontenot, L OBP: 0.307, SLG: 0.380										3	0	0	0	1	0	4						
24 Bobby Scales, S OBP: 0.407, SLG: 0.625										3	0	0	0	1	0	2						
40 Rich Harden, L OBP: 0.250, SLG: 0.200										2	0	0	0	0	1	3						
4 Ryan Freel, R OBP: 0.296, SLG: 0.136										1	0	0	0	0	0	0						
58 Jose Ascanio, R										0	0	0	0	0	0	0						
48 Neal Cotts, L										0	0	0	0	0	0	0						
7 Aaron Miles, S OBP: 0.270, SLG: 0.289										1	0	0	0	0	0	0						
<b>Inning Stats</b>	R: 0 E: 0 K: 0 S: 7	H: 0 LOB: 0 BB: 0 P: 12	R: 0 E: 0 K: 1 S: 20	H: 0 LOB: 3 BB: 2 P: 36	R: 2 E: 0 K: 0 S: 16	H: 4 LOB: 2 BB: 0 P: 26	R: 0 E: 0 K: 2 S: 11	H: 0 LOB: 1 BB: 0 P: 15	R: 1 E: 0 K: 1 S: 11	H: 1 LOB: 0 BB: 0 P: 17	R: 0 E: 0 K: 0 S: 4	H: 0 LOB: 0 BB: 0 P: 5	R: 0 E: 0 K: 0 S: 6	H: 0 LOB: 0 BB: 0 P: 10	R: 0 E: 0 K: 0 S: 12	H: 2 LOB: 2 BB: 0 P: 19	R: 2 E: 0 K: 0 S: 16	H: 4 LOB: 2 BB: 0 P: 24	1B: 7 2B: 2 3B: 0 HR: 2	SF: 0 SAC: 0 DP: 0 HBP: 1	WP: 1 PB: 0 SB: 0 CS: 0	PA: 42
<b>PITCHER</b>	IP WLS BF H R ER SO BB IBB HBP BLK WP HR S P ERA WHIP																					
38 Brian Moehler, R ERA: 7.71	5.0 W 24 5 3 3 3 2 0 1 0 0 0 65 106 5.40 1.400																					
48 Tim Byrdak, L ERA: 3.21	1.0 H 3 0 0 0 0 0 0 0 0 0 0 4 5 0.00 0.000																					
50 Alberto Arias, R ERA: 2.7	1.1 H 6 2 0 0 0 0 0 0 0 0 0 11 17 0.00 1.500																					
43 Chris Sampson, R ERA: 2.22	1.2 S 9 4 2 2 0 0 0 0 0 0 1 23 36 10.80 2.400																					

AB	34
R	6
H	7
RBI	5
BB	4
SO	10
LOB	17



livebaseballscorecards.com

livebaseballscorecards.com



Batter	1	2	3	4	5	6	7	8	9	AB	R	H	RBI	BB	SO	LOB	TOP					
12 Alfonso Soriano, R (1, 7) OBP: 0.341, SLG: 0.571	1-1 G5-3 1B			0-0 G6-3		1-0 G5-3			1-3 K	4	0	1	0	0	1	0						
2 Ryan Theriot, R (1, 6) OBP: 0.359, SLG: 0.475	2-2 G5-3 1-2			0-1 G5-3		0-2 G3-1				3	0	0	0	0	0	1						
1 Kosuke Fukudome, L (1, 8) OBP: 0.444, SLG: 0.521	1-2 G6-3			0-0 F7		2-0 G6-3				3	0	0	0	0	0	0						
25 Derrek Lee, R (1, 3) OBP: 0.301, SLG: 0.394		2-2 G4-6-3 1B			0-1 L8				3-1 F8	3	0	1	0	0	0	0						
21 Milton Bradley, S (1, 9) OBP: 0.323, SLG: 0.350		2-1 G4-6-3 1-2			0-0 G3				0-1 G4-3	3	0	0	0	0	0	1						
17 Mike Fontenot, L (1, 5) OBP: 0.308, SLG: 0.387		1-2 G3			1-0 G3				1-0 F7	3	0	1	0	0	0	0						
18 Geovany Soto, R (1, 2) OBP: 0.316, SLG: 0.260				0-0 G6-3		0-2 G5-3			2-3 K	3	0	0	0	0	1	1						
7 Aaron Miles, S (1, 4) OBP: 0.261, SLG: 0.279				1-1 G1-3		0-0 B1-3			0-1 G6-3	3	0	0	0	0	0	0						
30 Ted Lilly, L (1, 1) OBP: 0.158, SLG: 0.167				1-3 K		1-3 K			2-3 K	2	0	0	0	0	2	0						
63 Kevin Gregg, R (8, 1)										0	0	0	0	0	0	0						
6 Micah Hoffpauir, L (9, PH) OBP: 0.364, SLG: 0.551										1	0	0	0	0	1	0						
<b>Inning Stats</b>	R: 0 E: 0 K: 0 S: 8	H: 1 LOB: 0 BB: 0 P: 12	R: 0 E: 0 K: 0 S: 9	H: 1 LOB: 0 BB: 0 P: 14	R: 0 E: 0 K: 1 S: 6	H: 0 LOB: 0 BB: 0 P: 8	R: 0 E: 0 K: 0 S: 4	H: 0 LOB: 0 BB: 0 P: 4	R: 0 E: 0 K: 0 S: 7	H: 1 LOB: 1 BB: 0 P: 11	R: 0 E: 0 K: 1 S: 6	H: 0 LOB: 0 BB: 0 P: 8	R: 0 E: 0 K: 0 S: 6	H: 0 LOB: 0 BB: 0 P: 11	R: 0 E: 0 K: 1 S: 7	H: 0 LOB: 0 BB: 0 P: 10	R: 0 E: 0 K: 2 S: 11	H: 0 LOB: 0 BB: 0 P: 14	1B: 2 2B: 1 3B: 0 HR: 0	SF: 0 SAC: 0 DP: 1 HBP: 0	WP: 0 PB: 0 SB: 0 CS: 0	PA: 28
<b>PITCHER</b> 35 Joel Pineiro, R (1, 1) ERA: 3.48	IP: 9.0 WLS: W BF: 28 H: 3 R: 0 ER: 0 SO: 5 BB: 0 IBB: 0 HBP: 0 BLK: 0 WP: 0 HR: 0 S: 64 P: 92 ERA: 0.00 WHIP: 0.333															<b>PITCHER</b>						

Chicago Cubs @ St. Louis Cardinals  
 Busch Stadium, St. Louis, MO  
 Tue May 19 2009, 7:15 PM CDT  
 Att: 41,374 - Clear - 75 F

AB 28  
 R 0  
 H 3  
 RBI 0  
 BB 0  
 SO 5  
 LOB 3



Batter	1	2	3	4	5	6	7	8	9	AB	R	H	RBI	BB	SO	LOB	BOTTOM			
13 Brendan Ryan, R (1, 6) OBP: 0.360, SLG: 0.395	4-1 SH1-3 4 1B BB		4-1 FC6-4 4 BB		0-2 28 HR 1B			2-2 L9		2	2	1	0	2	0	0				
28 Colby Rasmus, L (1, 8) OBP: 0.333, SLG: 0.407	0-1 SH1-3 1-2		0-0 F7		1-2 HR			0-1 F9		3	1	1	2	0	0	2				
5 Albert Pujols, R (1, 3) OBP: 0.423, SLG: 0.652	2-2 P2		2-1 F8		3-2 G6-3			2-2 2B		4	0	1	0	0	0	3				
4 Yadier Molina, R (1, 2) OBP: 0.370, SLG: 0.413	2-1 FC6-4 2H 1B		2-2 FC6-4 1-2		1-2 G5-3			1-2 G6-3		4	0	1	1	0	0	3				
16 Chris Duncan, L (1, 7) OBP: 0.343, SLG: 0.447	1-3 K		1-3 K		0-1 G3-1					3	0	0	0	0	2	1				
55 Skip Schumaker, L (8, 7) OBP: 0.351, SLG: 0.431					0-0 G3-1					0	0	0	0	0	0	0				
19 Nick Stavinoha, R (1, 9) OBP: 0.286, SLG: 0.286		1-2 F9		0-0 F7		2-1 F7				3	0	1	0	0	0	0				
33 Shane Robinson, R (8, 9) OBP: 0.231, SLG: 0.280			2-2 G6-4-3 1B		0-0 G6-4-3					0	0	0	0	0	0	0				
23 Brian Barden, R (1, 5) OBP: 0.315, SLG: 0.424		2-2 P4		0-0 G6-4-3 1-2		0-1 G1-3				3	0	0	0	0	0	1				
35 Joel Pineiro, R (1, 1) OBP: 0.211, SLG: 0.063		0-3 K		1-3 K		1-3 K				3	0	0	0	0	3	0				
22 Joe Thurston, L (1, 4) OBP: 0.339, SLG: 0.371		4-2 13 BB		1-2 L3		0-0 L8				2	0	0	0	1	0	0				
<b>Inning Stats</b>	R: 1 E: 0 K: 1 S: 11	H: 1 LOB: 1 BB: 1 P: 20	R: 0 E: 0 K: 1 S: 9	H: 0 LOB: 0 BB: 0 P: 12	R: 0 E: 0 K: 0 S: 11	H: 0 LOB: 2 BB: 2 P: 23	R: 0 E: 0 K: 1 S: 5	H: 1 LOB: 0 BB: 0 P: 6	R: 2 E: 0 K: 1 S: 18	H: 2 LOB: 0 BB: 0 P: 24	R: 0 E: 0 K: 0 S: 7	H: 0 LOB: 0 BB: 0 P: 10	R: 0 E: 0 K: 1 S: 8	H: 0 LOB: 0 BB: 0 P: 9	R: 0 E: 0 K: 0 S: 12	H: 1 LOB: 1 BB: 0 P: 17	1B: 3 2B: 1 3B: 0 HR: 1	SF: 0 SAC: 1 DP: 1 HBP: 0	WP: 0 PB: 0 SB: 1 CS: 0	PA: 31
<b>PITCHER</b> 30 Ted Lilly, L (1, 1) ERA: 3.35	IP: 7.0 WLS: L BF: 27 H: 4 R: 3 ER: 3 SO: 3 BB: 3 IBB: 0 HBP: 0 BLK: 0 WP: 0 HR: 0 S: 104 P: 104 ERA: 3.86 WHIP: 1.000															<b>PITCHER</b>				
63 Kevin Gregg, R (8, 1) ERA: 5.71	IP: 1.0 WLS: L BF: 4 H: 1 R: 0 ER: 0 SO: 0 BB: 0 IBB: 0 HBP: 0 BLK: 0 WP: 0 HR: 0 S: 12 P: 17 ERA: 0.00 WHIP: 1.000															<b>PITCHER</b>				

Chicago Cubs @ St. Louis Cardinals  
 Busch Stadium, St. Louis, MO  
 Tue May 19 2009, 7:15 PM CDT  
 Att: 41,374 - Clear - 75 F

AB 27  
 R 3  
 H 5  
 RBI 3  
 BB 3  
 SO 5  
 LOB 10









Batter	1	2	3	4	5	6	7	8	9	AB	R	H	RBI	BB	SO	LOB	TOP							
12 Alfonso Soriano, R (1.7) OBP: 0.326, SLG: 0.543	F8		FC5-4			K		K		4	0	0	0	0	2	2								
2 Ryan Theriot, R (1.6) OBP: 0.348, SLG: 0.463	G6-3			G4-3		G1-3			F9	4	0	0	0	0	0	1								
1 Kosuke Fukudome, L (1.8) OBP: 0.441, SLG: 0.504	K			G6-3		G1-3			F7	4	0	1	1	0	1	0								
25 Derrek Lee, R (1.3) OBP: 0.305, SLG: 0.393		G4-6-3		G5-3		G1-3			1B	4	0	2	0	0	0	1								
21 Milton Bradley, S (1.9) OBP: 0.317, SLG: 0.345	K					F8			L9	4	0	0	0	0	1	2								
17 Mike Fontenot, L (1.4) OBP: 0.292, SLG: 0.364																								
48 Neal Cotts, L (7.1)																								
37 Angel Guzman, R (8.1)																								
18 Geovany Soto, R (1.2) OBP: 0.322, SLG: 0.275			L5							3	0	1	0	0	1	0								
4 Ryan Freel, R (1.5) OBP: 0.267, SLG: 0.120			G6-3			G6-3				3	0	0	0	0	1	1								
45 Sean Marshall, L (1.1) OBP: 0.200, SLG: 0.200																								
24 Bobby Scales, S (6,PH) OBP: 0.367, SLG: 0.556																								
58 Jose Ascanio, R (6.1)																								
7 Aaron Miles, S (7.4) OBP: 0.266, SLG: 0.284																								
<b>Inning Stats</b>	R: 0 E: 0 K: 1 S: 9	H: 0 LOB: 0 BB: 0 P: 9	R: 0 E: 0 K: 1 S: 7	H: 1 LOB: 0 BB: 0 P: 11	R: 0 E: 0 K: 0 S: 7	H: 1 LOB: 1 BB: 0 P: 12	R: 0 E: 0 K: 0 S: 7	H: 0 LOB: 0 BB: 0 P: 13	R: 0 E: 0 K: 2 S: 9	H: 0 LOB: 0 BB: 0 P: 14	R: 1 E: 0 K: 1 S: 13	H: 1 LOB: 1 BB: 1 P: 24	R: 0 E: 0 K: 2 S: 9	H: 0 LOB: 0 BB: 0 P: 14	R: 0 E: 0 K: 2 S: 9	H: 0 LOB: 0 BB: 0 P: 10	R: 0 E: 0 K: 0 S: 6	H: 1 LOB: 1 BB: 0 P: 11	1B: 4 2B: 1 3B: 0 HR: 0	SF: 0 SAC: 0 DP: 1 HBP: 0	WP: 0 PB: 0 SB: 0 CS: 0	PA: 32		
<b>PITCHER</b>	IP WLS BF H R ER SO BB IBB HBP BLK WP HR S P ERA WHIP	8.2 W 31 5 1 1 7 1 0 0 0 0 0 0 75 116 1.04 0.692	0.1 S 1 0 0 0 0 0 0 0 0 0 0 1 2 0.00 0.000																					

Chicago Cubs @ St. Louis Cardinals  
Busch Stadium, St. Louis, MO  
Thu May 21 2009, 7:15 PM CDT  
Att: 44,235 - Partly Cloudy - 80 F

AB 31  
R 1  
H 5  
RBI 1  
BB 1  
SO 7  
LOB 8



Batter	1	2	3	4	5	6	7	8	9	AB	R	H	RBI	BB	SO	LOB	BOTTOM						
13 Brendan Ryan, R (1.4) OBP: 0.316, SLG: 0.340	L6		F8			G5-3			G6-3	4	0	0	0	0	2								
28 Colby Rasmus, L (1.8) OBP: 0.328, SLG: 0.405	F9					F7			F8	4	0	1	1	0	0	1							
5 Albert Pujols, R (1.3) OBP: 0.432, SLG: 0.674										3	1	1	1	1	0	0							
4 Yadier Molina, R (1.2) OBP: 0.354, SLG: 0.394	F8					G5-3				4	0	0	0	0	2								
19 Nick Stavinoha, R (1.9) OBP: 0.222, SLG: 0.222																							
55 Skip Schumaker, L (6.9) OBP: 0.343, SLG: 0.419			K			F9			K	2	0	0	0	0	1	0							
23 Brian Barden, R (1.5) OBP: 0.329, SLG: 0.478			K							3	1	2	1	0	1	0							
22 Joe Thurston, L (1.7) OBP: 0.339, SLG: 0.382										3	0	1	0	0	1	1							
50 Adam Wainwright, R (1.1) OBP: 0.167, SLG: 0.208																							
31 Ryan Franklin, R (9.1) ERA: 4.75																							
27 Tyler Greene, R (1.6) OBP: 0.278, SLG: 0.429										3	1	1	0	0	1	1							
<b>Inning Stats</b>	R: 1 E: 0 K: 0 S: 12	H: 1 LOB: 0 BB: 0 P: 17	R: 0 E: 0 K: 2 S: 9	H: 0 LOB: 0 BB: 0 P: 12	R: 1 E: 1 K: 0 S: 9	H: 1 LOB: 2 BB: 1 P: 19	R: 1 E: 0 K: 1 S: 14	H: 2 LOB: 1 BB: 0 P: 22	R: 0 E: 0 K: 0 S: 6	H: 0 LOB: 0 BB: 0 P: 8	R: 0 E: 0 K: 2 S: 11	H: 1 LOB: 1 BB: 0 P: 16	R: 0 E: 0 K: 1 S: 13	H: 1 LOB: 1 BB: 0 P: 22	R: 0 E: 0 K: 1 S: 7	H: 0 LOB: 0 BB: 0 P: 9	1B: 2 2B: 1 3B: 1 HR: 2	SF: 0 SAC: 0 DP: 0 HBP: 0	WP: 0 PB: 0 SB: 0 CS: 0	PA: 32			
<b>PITCHER</b>	IP WLS BF H R ER SO BB IBB HBP BLK WP HR S P ERA WHIP	5.0 L 21 4 3 2 3 1 0 0 0 0 0 0 21 34 0.00 1.200	1.2 7 2 0 0 3 0 0 0 0 0 0 0 3 4 0.00 0.000	0.1 1 0 0 0 0 0 0 0 0 0 0 0 3 4 0.00 0.000	1.0 3 0 0 0 1 0 0 0 0 0 0 0 7 9 0.00 0.000																		

Chicago Cubs @ St. Louis Cardinals  
Busch Stadium, St. Louis, MO  
Thu May 21 2009, 7:15 PM CDT  
Att: 44,235 - Partly Cloudy - 80 F

AB 31  
R 3  
H 6  
RBI 3  
BB 1  
SO 7  
LOB 8






Batter	1	2	3	4	5	6	7	8	9	AB	R	H	RBI	BB	SO	LOB	TOP
12 Alfonso Soriano, R (1.7) OBP: 0.322, SLG: 0.533										5	0	1	0	0	3	2	<b>Chicago Cubs @ San Diego Padres</b> PETCO Park, San Diego, CA Fri May 22 2009, 10:05 PM EDT Att: 27,260 - Partly Cloudy - 65 F  livebaseballscores.com  <b>AB 33</b> <b>R 0</b> <b>H 5</b> <b>RBI 0</b> <b>BB 6</b> <b>SO 16</b> <b>LOB 25</b> 
2 Ryan Theriot, R (1.6) OBP: 0.343, SLG: 0.454										5	0	1	0	0	2	0	
1 Kosuke Fukudome, L (1.8) OBP: 0.309, SLG: 0.504										2	0	1	0	3	1	0	
25 Derrek Lee, R (1.3) OBP: 0.309, SLG: 0.388										4	0	1	0	1	0	5	
6 Micah Hoffpauir, L (1.9) OBP: 0.354, SLG: 0.527										4	0	0	0	0	4	5	
24 Bobby Seales, S (1.5) OBP: 0.429, SLG: 0.536										1	0	0	0	2	1	0	
55 Koyie Hill, S (1.2) OBP: 0.391, SLG: 0.425										4	0	1	0	0	2	5	
7 Aaron Miles, S (1.4) OBP: 0.255, SLG: 0.272										4	0	0	0	0	1	5	
38 Carlos Zambrano, S (1.1) OBP: 0.286, SLG: 0.492 47 Aaron Heilman, R (5.1) 17 Mike Fontenot, L (7.1PH) 48 Neal Cotts, L (7.1) 63 Kevin Gregg, R (8.1) 21 Milton Bradley, S (8.1PH) OBP: 0.314, SLG: 0.341										2	0	0	0	0	1	3	
<b>Inning Stats</b>	R: 0 H: 0 E: 0 K: 3 S: 14	H: 0 R: 0 ER: 1 LOB: 2 BB: 2 P: 25	R: 0 H: 0 E: 1 K: 1 S: 9	H: 0 R: 0 ER: 0 LOB: 1 BB: 0 P: 15	R: 0 H: 0 E: 0 K: 1 S: 10	H: 1 R: 0 ER: 0 LOB: 1 BB: 1 P: 15	R: 0 H: 0 E: 0 K: 1 S: 8	H: 1 R: 0 ER: 0 LOB: 0 BB: 0 P: 11	R: 0 H: 1 E: 0 K: 2 S: 11	H: 0 R: 0 ER: 0 LOB: 2 BB: 1 P: 17	R: 0 H: 2 E: 0 K: 2 S: 16	H: 2 R: 0 ER: 0 LOB: 3 BB: 1 P: 22	1B: 5 2B: 0 3B: 0 HR: 0	SF: 0 DP: 0 HBP: 1	WP: 0 PA: 40		
<b>PITCHER</b>	IP WLS BF H R ER SO BB IBB HBP BLK WP HR S P ERA WHIP																
44 Jake Peavy, R (1.1) ERA: 3.48	6.0 W 26 2 0 0 10 4 0 1 0 0 0 0 65 103 0.00 1.000																
57 Luke Gregerson, R (7.1) ERA: 4.07	1.2 H 7 1 0 0 3 1 0 0 0 0 0 0 15 22 0.00 1.200																
45 Edward Mujica, R (8.1) ERA: 2.95	1.0 H 5 2 0 0 3 0 0 0 0 0 0 0 14 17 0.00 2.000																
21 Heath Bell, R (9.1) ERA: 0.49	0.1 S 2 0 0 0 0 1 0 0 0 0 0 0 5 9 0.00 3.000																

Batter	1	2	3	4	5	6	7	8	9	AB	R	H	RBI	BB	SO	LOB	BOTTOM
18 Tony Gwynn Jr., L (1.8) OBP: 0.500, SLG: 0.500										4	2	1	0	1	2	3	<b>Chicago Cubs @ San Diego Padres</b> PETCO Park, San Diego, CA Fri May 22 2009, 10:05 PM EDT Att: 27,260 - Partly Cloudy - 65 F  livebaseballscores.com  <b>AB 29</b> <b>R 4</b> <b>H 7</b> <b>RBI 4</b> <b>BB 5</b> <b>SO 11</b> <b>LOB 18</b> 
22 David Eckstein, R (1.4) OBP: 0.309, SLG: 0.313										0	0	0	0	0	0	0	
2 Edgar Gonzalez, R (2.4) OBP: 0.250, SLG: 0.434										2	0	1	1	0	0	2	
23 Adrián González, L (1.3) OBP: 0.376, SLG: 0.605										3	1	1	1	1	2	3	
12 Scott Hairston, R (1.7) OBP: 0.393, SLG: 0.564										3	0	0	0	1	1	3	
24 Brian Giles, L (1.9) OBP: 0.262, SLG: 0.238										2	0	1	2	1	0	0	
5 Kevin Kouzmanoff, R (1.5) OBP: 0.285, SLG: 0.344										4	0	0	0	0	3	5	
8 Chris Burke, R (1.6) OBP: 0.321, SLG: 0.340										4	0	0	0	0	2	1	
28 Henry Blanco, R (1.2) OBP: 0.241, SLG: 0.354										4	0	1	0	0	1	1	
44 Jake Peavy, R (1.1) OBP: 0.105, SLG: 0.056 7 Chase Headley, S (6.1PH) 57 Luke Gregerson, L (7.1) 45 Edward Mujica, R (8.1) 21 Heath Bell, R (9.1) OBP: 1.000, SLG: 1.000										2	1	1	0	0	0	0	
<b>Inning Stats</b>	R: 1 H: 0 E: 1 K: 2 S: 15	H: 0 R: 0 ER: 0 LOB: 0 BB: 0 P: 31	R: 0 H: 0 E: 0 K: 2 S: 11	H: 1 R: 0 ER: 0 LOB: 1 BB: 0 P: 14	R: 0 H: 0 E: 0 K: 1 S: 11	H: 0 R: 0 ER: 0 LOB: 1 BB: 1 P: 18	R: 2 H: 3 E: 0 K: 0 S: 16	H: 3 R: 0 ER: 1 LOB: 2 BB: 1 P: 29	R: 0 H: 1 E: 0 K: 1 S: 13	H: 1 R: 0 ER: 0 LOB: 0 BB: 0 P: 10	R: 0 H: 1 E: 0 K: 2 S: 14	H: 1 R: 0 ER: 0 LOB: 0 BB: 0 P: 19	1B: 4 2B: 2 3B: 0 HR: 1	SF: 2 DP: 0 HBP: 1	WP: 1 PA: 37		
<b>PITCHER</b>	IP WLS BF H R ER SO BB IBB HBP BLK WP HR S P ERA WHIP																
38 Carlos Zambrano, R (1.1) ERA: 4.64	4.2 L 22 3 3 3 7 3 1 1 0 0 1 0 19 36 0.00 2.250																
47 Aaron Heilman, R (5.1) ERA: 4.5	1.1 7 2 0 0 1 1 0 0 0 0 1 0 19 36 0.00 2.250																
48 Neal Cotts, L (7.1) ERA: 6.0	1.0 4 1 1 1 1 0 0 0 0 0 0 1 8 10 9.00 1.000																
63 Kevin Gregg, R (8.1) ERA: 5.4	1.0 4 1 0 0 2 0 0 0 0 0 0 0 14 19 0.00 1.000																



Batter	1	2	3	4	5	6	7	8	9	AB	R	H	RBI	BB	SO	LOB	TOP										
2 Ryan Theriot, R OBP: 0.335, SLG: 0.442	L4		F9		G6-3			K		4	0	0	0	0	1	0	Chicago Cubs @ San Diego Padres PETCO Park, San Diego, CA Sat May 23 2009, 10:05 PM EDT Att: 37,798 - Clear - 64 F										
1 Kosuke Fukudome, L OBP: 0.441, SLG: 0.468	G4-3		K			K		K		4	0	0	0	0	3	0											
21 Milton Bradley, S OBP: 0.312, SLG: 0.337	F8		G4-3			K				4	0	1	0	0	1	0											
25 Derrek Lee, R OBP: 0.314, SLG: 0.416		HR			G1-3			G6-3		4	1	2	1	0	0	0											
6 Micah Hoffpauir, L OBP: 0.349, SLG: 0.513	G6-3				1B			K		4	0	1	0	0	1	2											
18 Geovany Soto, R OBP: 0.320, SLG: 0.274					K			K		4	0	1	0	0	3	2											
17 Mike Fontenot, L OBP: 0.298, SLG: 0.369					K					3	0	2	0	0	1	1											
24 Bobby Seales, S OBP: 0.395, SLG: 0.484	F7					F7		L7		3	0	0	0	0	0	3											
36 Randy Wells, R OBP: 0.253, SLG: 0.269	F8				G5-3			G4-3		2	0	0	0	0	0	2											
49 Carlos Marmol, R										1	0	0	0	0	0	0											
										0	0	0	0	0	0	0											
<b>Inning Stats</b>	R: 0 E: 0 K: 0 S: 7	H: 0 LOB: 0 BB: 0 P: 11	R: 1 E: 0 K: 0 S: 15	H: 3 LOB: 2 BB: 0 P: 25	R: 0 E: 0 K: 1 S: 7	H: 0 LOB: 0 BB: 0 P: 12	R: 0 E: 0 K: 2 S: 15	H: 1 LOB: 1 BB: 0 P: 21	R: 0 E: 0 K: 0 S: 7	H: 0 LOB: 0 BB: 0 P: 11	R: 0 E: 0 K: 2 S: 9	H: 0 LOB: 0 BB: 0 P: 13	R: 0 E: 0 K: 2 S: 16	H: 1 LOB: 1 BB: 0 P: 24	R: 0 E: 0 K: 2 S: 9	H: 0 LOB: 0 BB: 0 P: 11		R: 0 E: 0 K: 1 S: 8	H: 2 LOB: 1 BB: 0 P: 14	1B: 6 2B: 0 3B: 0 HR: 1	SF: 0 SAC: 0 DP: 1 HBP: 0	WP: 0 PB: 0 SB: 0 CS: 0	PA: 33				
<b>PITCHER</b>	IP	WLS	BF	H	R	ER	SO	BB	IBB	HBP	BLK	WP	HR	S	P	ERA	WHIP										
52 Josh Geer, R ERA: 4.91	6.2	W	25	5	1	1	7	0	0	0	0	0	1	68	107	1.35	0.750										
40 Greg Burke, R ERA:	0.1	H	1	0	0	0	0	0	0	0	0	0	0	8	10	0.00	0.000										
57 Luke Gregerson, R ERA: 3.91	1.0	H	3	0	0	0	2	0	0	0	0	0	0	9	11	0.00	0.000										
45 Edward Mujica, R ERA: 2.82	1.0	S	4	2	0	0	1	0	0	0	0	0	0	8	14	0.00	2.000										

Batter	1	2	3	4	5	6	7	8	9	AB	R	H	RBI	BB	SO	LOB	BOTTOM										
18 Tony Gwynn Jr., L OBP: 0.300, SLG: 0.250	K		F7			K		F9		4	0	0	0	0	2	0	Chicago Cubs @ San Diego Padres PETCO Park, San Diego, CA Sat May 23 2009, 10:05 PM EDT Att: 37,798 - Clear - 64 F										
2 Edgar Gonzalez, R OBP: 0.250, SLG: 0.411	G5-3		12 1B			K		G4-3		3	1	0	0	0	1	0											
45 Edward Mujica, R OBP: 1.000, SLG: 1.000			24 2B							0	0	0	0	0	0	0											
23 Adrián González, L OBP: 0.378, SLG: 0.600	F9		F7							3	0	1	0	1	0	1											
12 Scott Hairston, R OBP: 0.389, SLG: 0.553								F8		4	1	1	0	0	2	2											
24 Brian Giles, L OBP: 0.269, SLG: 0.248										2	0	1	2	1	0	0											
5 Kevin Kouzmanoff, R OBP: 0.280, SLG: 0.338										3	0	0	0	0	0	2											
4 Nick Hundley, R OBP: 0.358, SLG: 0.433										3	1	1	0	0	0	0											
8 Chris Burke, R OBP: 0.322, SLG: 0.340										3	0	1	1	0	0	0											
52 Josh Geer, R OBP: 0.250, SLG: 0.182										2	0	0	0	0	1	0											
40 Greg Burke, R ERA: 1.5										0	0	0	0	0	0	0											
7 Chase Headley, S OBP: 0.305, SLG: 0.360										1	0	0	0	0	1	1											
57 Luke Gregerson, L OBP: 0.280, SLG: 0.338										0	0	0	0	0	0	0											
22 David Eckstein, R OBP: 0.309, SLG: 0.313										0	0	0	0	0	0	0											
<b>Inning Stats</b>	R: 0 E: 0 K: 1 S: 7	H: 0 LOB: 0 BB: 0 P: 12	R: 0 E: 0 K: 1 S: 7	H: 0 LOB: 0 BB: 1 P: 11	R: 0 E: 0 K: 1 S: 8	H: 0 LOB: 0 BB: 0 P: 11	R: 2 E: 0 K: 0 S: 13	H: 2 LOB: 1 BB: 0 P: 24	R: 0 E: 0 K: 0 S: 4	H: 0 LOB: 0 BB: 0 P: 5	R: 0 E: 0 K: 3 S: 10	H: 1 LOB: 1 BB: 0 P: 16	R: 1 E: 0 K: 1 S: 13	H: 2 LOB: 1 BB: 0 P: 16	R: 0 E: 0 K: 0 S: 9	H: 0 LOB: 1 BB: 1 P: 16	1B: 4 2B: 1 3B: 0 HR: 0	SF: 0 SAC: 0 DP: 1 HBP: 1	WP: 0 PB: 0 SB: 0 CS: 0	PA: 31							
<b>PITCHER</b>	IP	WLS	BF	H	R	ER	SO	BB	IBB	HBP	BLK	WP	HR	S	P	ERA	WHIP										
36 Randy Wells, R ERA: 3.6	7.0	L	27	5	3	3	7	1	0	1	1	0	0	9	16	0.00	1.000										
49 Carlos Marmol, R ERA: 3.6	1.0		4	0	0	0	0	1	0	0	0	0	0	9	16	0.00	1.000										

AB 33  
R 1  
H 7  
RBI 1  
BB 0  
SO 10  
LOB 10

AB 28  
R 3  
H 5  
RBI 3  
BB 2  
SO 7  
LOB 6





Batter	1	2	3	4	5	6	7	8	9	AB	R	H	RBI	BB	SO	LOB	TOP					
12 Alfonso Soriano, R OBP: 0.316, SLG: 0.520										4	0	0	0	0	0	1	<b>Chicago Cubs @ San Diego Padres</b> PETCO Park, San Diego, CA Sun May 24 2009, 4:05 PM EDT Att: 39,593 - Sunny - 71 F					
2 Ryan Theriot, R OBP: 0.328, SLG: 0.431										4	0	0	0	0	0	1						
6 Micah Hoffpauir, L OBP: 0.333, SLG: 0.488											4	0	0	0	0	1						
21 Milton Bradley, S OBP: 0.310, SLG: 0.333										4	1	1	0	0	0	0						
9 Reed Johnson, R OBP: 0.313, SLG: 0.339										3	1	1	2	0	1	0						
17 Mike Fontenot, L OBP: 0.299, SLG: 0.368										3	0	1	0	0	0	0						
18 Geovany Soto, R OBP: 0.313, SLG: 0.266										3	0	0	0	0	0	1						
24 Bobby Seales, S OBP: 0.390, SLG: 0.471										3	0	1	0	0	2	0						
30 Ted Lilly, L OBP: 0.150, SLG: 0.158										1	0	0	0	0	1	0						
47 Aaron Heilman, R OBP: 0.438, SLG: 0.485										0	0	0	0	0	0	0						
1 Kosuke Fukudome, L (PH) OBP: 0.299, SLG: 0.368										0	0	0	0	0	0	0						
48 Neal Cotts, L										0	0	0	0	0	0	0						
<b>Inning Stats</b>	R: 0 E: 0 K: 0 S: 7	H: 0 LOB: 0 BB: 0 P: 11	R: 0 E: 0 K: 0 S: 7	H: 0 LOB: 0 BB: 0 P: 9	R: 0 E: 0 K: 2 S: 10	H: 0 LOB: 0 BB: 0 P: 17	R: 0 E: 0 K: 0 S: 6	H: 0 LOB: 0 BB: 0 P: 12	R: 0 E: 0 K: 1 S: 11	H: 1 LOB: 1 BB: 0 P: 18	R: 0 E: 0 K: 0 S: 9	H: 1 LOB: 1 BB: 0 P: 13	R: 2 E: 0 K: 1 S: 12	H: 2 LOB: 0 BB: 0 P: 21	R: 0 E: 0 K: 1 S: 8	H: 0 LOB: 0 BB: 0 P: 11	R: 0 E: 0 K: 0 S: 5	H: 0 LOB: 0 BB: 0 P: 6	1B: 3 2B: 0 3B: 0 HR: 1	SF: 0 SAC: 1 DP: 0 HBP: 0	WP: 0 PB: 0 SB: 1 CS: 0	PA: 31
<b>PITCHER</b>	IP WLS BF H R ER SO BB IBB HBP BLK WP HR S P ERA WHIP																					
32 Chris Young, R ERA: 4.76	7.0 W 25 4 2 2 4 0 0 0 0 0 1 62 101 2.57 0.571																					
57 Luke Gregerson, R ERA: 3.76	1.0 3 0 0 0 1 0 0 0 0 0 0 8 11 0.00 0.000																					
40 Greg Burke, R ERA:	1.0 3 0 0 0 0 0 0 0 0 0 0 5 6 0.00 0.000																					

AB	30
R	2
H	4
RBI	2
BB	0
SO	5
LOB	3



Batter	1	2	3	4	5	6	7	8	9	AB	R	H	RBI	BB	SO	LOB	BOTTOM			
22 David Eckstein, R OBP: 0.305, SLG: 0.308										2	0	0	1	0	1	1	<b>Chicago Cubs @ San Diego Padres</b> PETCO Park, San Diego, CA Sun May 24 2009, 4:05 PM EDT Att: 39,593 - Sunny - 71 F			
12 Scott Hairston, R OBP: 0.385, SLG: 0.542										4	0	1	0	0	1	3				
23 Adrián González, L OBP: 0.361, SLG: 0.601										3	2	1	0	1	1	1				
5 Kevin Kouzmanoff, R OBP: 0.285, SLG: 0.366										4	1	2	4	0	0	0				
4 Nick Hundley, R OBP: 0.347, SLG: 0.417										4	0	0	0	0	2	1				
7 Chase Headley, S OBP: 0.303, SLG: 0.357										4	1	1	0	0	2	1				
11 Drew Macias, L OBP: 0.500, SLG: 0.833										3	1	1	0	1	0	0				
14 Josh Wilson, R OBP: 0.268, SLG: 0.194										3	1	0	0	1	0	2				
32 Chris Young, R OBP: 0.368, SLG: 0.333										2	0	2	2	0	0	0				
2 Edgar Gonzalez, R (PH) OBP: 0.262, SLG: 0.439										1	1	1	0	0	0	0				
57 Luke Gregerson, L ERA: 5.4										0	0	0	0	0	0	0				
40 Greg Burke, R										0	0	0	0	0	0	0				
<b>Inning Stats</b>	R: 0 E: 0 K: 1 S: 9	H: 1 LOB: 0 BB: 0 P: 12	R: 0 E: 0 K: 2 S: 11	H: 0 LOB: 0 BB: 0 P: 15	R: 0 E: 0 K: 0 S: 10	H: 1 LOB: 1 BB: 0 P: 13	R: 0 E: 0 K: 1 S: 10	H: 0 LOB: 0 BB: 0 P: 14	R: 3 E: 1 K: 0 S: 9	H: 3 LOB: 1 BB: 1 P: 15	R: 1 E: 0 K: 0 S: 14	H: 2 LOB: 2 BB: 1 P: 22	R: 3 E: 0 K: 2 S: 13	H: 2 LOB: 0 BB: 1 P: 23	R: 0 E: 0 K: 1 S: 8	H: 0 LOB: 0 BB: 0 P: 12	1B: 4 2B: 4 3B: 0 HR: 1	SF: 0 SAC: 2 DP: 2 HBP: 0	WP: 0 PB: 0 SB: 1 CS: 0	PA: 35
<b>PITCHER</b>	IP WLS BF H R ER SO BB IBB HBP BLK WP HR S P ERA WHIP																			
30 Ted Lilly, L ERA: 3.77	6.1 L 28 5 5 5 4 1 0 0 0 0 1 66 95 7.11 1.421																			
47 Aaron Heilman, R ERA: 5.3	0.2 4 1 2 2 2 0 1 0 0 0 1 10 19 27.00 1.500																			
48 Neal Cotts, L ERA: 5.4	1.0 3 0 0 0 1 0 0 0 0 0 0 8 12 0.00 0.000																			


AB	30
R	7
H	9
RBI	7
BB	3
SO	7
LOB	9










Batter	1	2	3	4	5	6	7	8	9	AB	R	H	RBI	BB	SO	LOB	TOP
3 Nyjer Morgan, L OBP: 0.391, SLG: 0.359	B3		L1		K					3	0	0	0	0	1	0	<b>Pittsburgh Pirates @ Chicago Cubs</b> Wrigley Field, Chicago, IL Tue May 26 2009, 7:05 PM CDT Att: 38,303 - Cloudy - 60 F
12 Freddy Sanchez, R OBP: 0.399, SLG: 0.505	1B		G1-3		1B					3	0	2	0	0	0	0	
13 Nate McLouth, L OBP: 0.370, SLG: 0.469	K				F7					2	1	0	0	1	1	2	
18 Craig Monroe, R OBP: 0.297, SLG: 0.433	FC6-4				F7					3	0	0	0	0	0	2	
25 Adam LaRoche, L OBP: 0.312, SLG: 0.448		K			G3					2	0	0	0	0	1	1	
15 Andy LaRoche, R OBP: 0.373, SLG: 0.423		1B			BB					1	0	1	0	1	0	0	
23 Robinson Diaz, R OBP: 0.362, SLG: 0.436		K			1B					2	0	1	1	0	1	1	
2 Jack Wilson, R OBP: 0.284, SLG: 0.369	P3				K					2	0	0	0	0	1	3	
45 Ian Snell, R OBP: 0.158, SLG: 0.158					K			L7		2	0	0	0	0	1	0	
<b>Inning Stats</b>	R: 0 H: 1 E: 0 K: 1 S: 13	H: 1 LOB: 1 BB: 0 P: 18	R: 0 H: 1 E: 0 K: 2 S: 13	H: 1 LOB: 1 BB: 0 P: 18	R: 0 H: 0 E: 0 K: 1 S: 8	H: 0 LOB: 0 BB: 0 P: 11	R: 1 H: 1 E: 0 K: 1 S: 13	H: 1 LOB: 2 BB: 2 P: 26	R: 0 H: 1 E: 0 K: 1 S: 8	H: 1 LOB: 1 BB: 0 P: 10	R: 0 H: 0 E: 0 K: 0 S: 4	H: 0 LOB: 0 BB: 0 P: 5	1B: 4 2B: 0 3B: 0 HR: 0	SF: 0 SAC: 0 DP: 0 HBP: 0	WP: 0 PB: 0 SB: 1 CS: 0	PA: 22	
<b>PITCHER</b> 45 Sean Marshall, L ERA: 3.7	IP: 5.0 WLS: W BF: 22 H: 4 R: 1 ER: 1 SO: 6 BB: 2 IBB: 0 HBP: 0 BLK: 0 WP: 0 HR: 0 S: 59 P: 88 ERA: 1.80 WHIP: 1.200																

Batter	1	2	3	4	5	6	7	8	9	AB	R	H	RBI	BB	SO	LOB	BOTTOM
12 Alfonso Soriano, R OBP: 0.318, SLG: 0.508	F9		K		1B					3	1	1	0	0	1	2	<b>Pittsburgh Pirates @ Chicago Cubs</b> Wrigley Field, Chicago, IL Tue May 26 2009, 7:05 PM CDT Att: 38,303 - Cloudy - 60 F
2 Ryan Theriot, R OBP: 0.335, SLG: 0.452	F8				1B					3	1	1	1	0	0	0	
1 Kosuke Fukudome, L OBP: 0.442, SLG: 0.508	HR				BB					2	2	1	1	1	0	0	
21 Milton Bradley, S OBP: 0.322, SLG: 0.373	G3				BB					1	1	0	0	2	0	0	
6 Micah Hoffpauir, L OBP: 0.337, SLG: 0.483	F8				BB					3	0	2	2	0	0	0	
17 Mike Fontenot, L OBP: 0.306, SLG: 0.383	2B				1B					3	1	2	1	0	1	1	
55 Koyie Hill, S OBP: 0.388, SLG: 0.405	BB				BB					2	0	0	0	1	1	3	
4 Ryan Freel, R OBP: 0.270, SLG: 0.129	K				1B					3	0	0	0	0	1	5	
45 Sean Marshall, L OBP: 0.250, SLG: 0.250	1B				F7					2	0	1	1	0	0	0	
<b>Inning Stats</b>	R: 1 H: 1 E: 0 K: 0 S: 10	H: 1 LOB: 0 BB: 0 P: 14	R: 1 H: 2 E: 0 K: 2 S: 16	H: 2 LOB: 2 BB: 1 P: 25	R: 1 H: 1 E: 0 K: 1 S: 9	H: 1 LOB: 1 BB: 1 P: 14	R: 0 H: 0 E: 0 K: 0 S: 10	H: 0 LOB: 0 BB: 0 P: 13	R: 3 H: 4 E: 0 K: 1 S: 16	H: 4 LOB: 2 BB: 2 P: 32	1B: 5 2B: 2 3B: 0 HR: 1	SF: 0 SAC: 0 DP: 1 HBP: 0	WP: 1 PB: 0 SB: 1 CS: 0	PA: 26			
<b>PITCHER</b> 45 Ian Snell, R ERA: 5.43	IP: 5.0 WLS: L BF: 26 H: 8 R: 6 ER: 6 SO: 4 BB: 4 IBB: 0 HBP: 0 BLK: 0 WP: 1 HR: 1 S: 61 P: 98 ERA: 10.80 WHIP: 2.400																







Batter	1	2	3	4	5	6	7	8	9	AB	R	H	RBI	BB	SO	LOB	TOP							
9 Juan Pierre, L (1, 7) OBP: 0.470, SLG: 0.542										4	1	2	0	0	0	1								
15 Rafael Furcal, S (1, 6) OBP: 0.304, SLG: 0.303										3	1	1	1	1	0	1								
13 Orlando Hudson, S (1, 4) OBP: 0.413, SLG: 0.485										4	0	0	0	0	2	2								
7 James Loney, L (1, 3) OBP: 0.363, SLG: 0.383										4	0	2	0	0	1	0								
23 Casey Blake, R (1, 5) OBP: 0.376, SLG: 0.564										3	0	0	1	1	2	3								
16 Andre Ethier, L (1, 9) OBP: 0.369, SLG: 0.421										4	0	1	0	0	0	4								
55 Russell Martin, R (1, 2) OBP: 0.372, SLG: 0.313										3	0	1	0	1	0	1								
27 Matt Kemp, R (1, 8) OBP: 0.363, SLG: 0.448										4	0	1	0	0	1	3								
43 Randy Wolf, L (1, 1) OBP: 0.115, SLG: 0.125										3	0	0	0	0	2	1								
38 Ramon Troncoso, R (8, 1)										1	0	0	0	0	1	2								
<b>Inning Stats</b>	R: 1 E: 0 K: 2 S: 15	H: 3 LOB: 2 BB: 0 P: 21	R: 0 E: 0 K: 1 S: 12	H: 1 LOB: 1 BB: 0 P: 18	R: 1 E: 0 K: 1 S: 11	H: 1 LOB: 1 BB: 1 P: 19	R: 0 E: 0 K: 0 S: 6	H: 1 LOB: 0 BB: 0 P: 9	R: 0 E: 0 K: 1 S: 13	H: 1 LOB: 0 BB: 0 P: 12	R: 0 E: 0 K: 2 S: 8	H: 0 LOB: 0 BB: 0 P: 11	R: 0 E: 0 K: 1 S: 7	H: 0 LOB: 2 BB: 2 P: 10	R: 0 E: 0 K: 1 S: 10	H: 0 LOB: 2 BB: 2 P: 22	1B: 7 2B: 2 3B: 0 HR: 0	SF: 0 SAC: 0 DP: 2 HBP: 0	WP: 0 PB: 0 SB: 3 CS: 0	PA: 36				
<b>PITCHER</b>	IP: 7.0 WLS: L BF: 28 ERA: 1.8	IP: 1.0 WLS: 3 BF: 0 ERA: 5.23	IP: 0.1 WLS: 3 BF: 0 ERA: 3.86	IP: 0.2 WLS: 2 BF: 0 ERA: 2.95	IP: 7.0 WLS: L BF: 28 ERA: 1.8	IP: 1.0 WLS: 3 BF: 0 ERA: 5.23	IP: 0.1 WLS: 3 BF: 0 ERA: 3.86	IP: 0.2 WLS: 2 BF: 0 ERA: 2.95	IP: 7.0 WLS: L BF: 28 ERA: 1.8	IP: 1.0 WLS: 3 BF: 0 ERA: 5.23	IP: 0.1 WLS: 3 BF: 0 ERA: 3.86	IP: 0.2 WLS: 2 BF: 0 ERA: 2.95	IP: 7.0 WLS: L BF: 28 ERA: 1.8	IP: 1.0 WLS: 3 BF: 0 ERA: 5.23	IP: 0.1 WLS: 3 BF: 0 ERA: 3.86	IP: 0.2 WLS: 2 BF: 0 ERA: 2.95	IP: 7.0 WLS: L BF: 28 ERA: 1.8	IP: 1.0 WLS: 3 BF: 0 ERA: 5.23	IP: 0.1 WLS: 3 BF: 0 ERA: 3.86	IP: 0.2 WLS: 2 BF: 0 ERA: 2.95	IP: 7.0 WLS: L BF: 28 ERA: 1.8	IP: 1.0 WLS: 3 BF: 0 ERA: 5.23	IP: 0.1 WLS: 3 BF: 0 ERA: 3.86	IP: 0.2 WLS: 2 BF: 0 ERA: 2.95

Los Angeles Dodgers @ Chicago Cubs  
Wrigley Field, Chicago, IL  
Thu May 28 2009, 7:05 PM CDT  
Att: 39,579 - Overcast - 55 F

AB 33  
R 2  
H 8  
RBI 2  
BB 3  
SO 9  
LOB 18



Batter	1	2	3	4	5	6	7	8	9	AB	R	H	RBI	BB	SO	LOB	BOTTOM							
12 Alfonso Soriano, R (1, 7) OBP: 0.314, SLG: 0.500										4	0	1	0	0	1	2								
2 Ryan Theriot, R (1, 6) OBP: 0.344, SLG: 0.457										4	0	1	0	0	0	3								
21 Milton Bradley, S (1, 9) OBP: 0.333, SLG: 0.389										3	0	1	0	1	1	1								
25 Derrek Lee, R (1, 3) OBP: 0.318, SLG: 0.417										4	0	2	0	0	0	1								
9 Reed Johnson, R (1, 8) OBP: 0.313, SLG: 0.366										4	0	1	0	0	0	4								
18 Geovany Soto, R (1, 2) OBP: 0.333, SLG: 0.277										3	0	1	0	1	1	2								
17 Mike Fontenot, L (1, 5) OBP: 0.305, SLG: 0.379										2	0	0	0	0	2	2								
24 Bobby Seales, S (8, PH) OBP: 0.386, SLG: 0.541										2	1	1	1	0	1	3								
13 Andrés Blanco, S (1, 4) OBP: 0.167, SLG: 0.333										2	0	0	0	0	2	1								
5 Jake Fox, R (8, PH) OBP: 0.587, SLG: 1.000										2	0	1	0	0	1	3								
36 Randy Wells, R (1, 1) OBP: 0.386, SLG: 0.440										2	0	0	0	0	1	1								
47 Aaron Heilman, R (8, PH) OBP: 0.305, SLG: 0.379										0	0	0	0	0	0	0								
1 Kojiro Fukuoka, L (8, PH) OBP: 0.305, SLG: 0.379										0	0	0	0	0	0	0								
58 Jose Ascanio, R (9, 1) OBP: 0.333, SLG: 0.277										0	0	0	0	0	0	0								
37 Angel Guzman, R (9, 1) OBP: 0.333, SLG: 0.277										0	0	0	0	0	0	0								
<b>Inning Stats</b>	R: 0 E: 0 K: 1 S: 7	H: 1 LOB: 0 BB: 0 P: 9	R: 0 E: 0 K: 2 S: 13	H: 1 LOB: 0 BB: 0 P: 18	R: 0 E: 0 K: 1 S: 10	H: 0 LOB: 0 BB: 0 P: 16	R: 0 E: 0 K: 0 S: 10	H: 0 LOB: 1 BB: 1 P: 19	R: 0 E: 0 K: 3 S: 14	H: 1 LOB: 0 BB: 0 P: 17	R: 0 E: 0 K: 0 S: 10	H: 1 LOB: 0 BB: 0 P: 13	R: 0 E: 0 K: 0 S: 5	H: 1 LOB: 0 BB: 0 P: 9	R: 1 E: 0 K: 1 S: 11	H: 2 LOB: 1 BB: 1 P: 19	R: 0 E: 0 K: 2 S: 11	H: 2 LOB: 3 BB: 1 P: 20	1B: 7 2B: 1 3B: 0 HR: 1	SF: 0 SAC: 0 DP: 4 HBP: 0	WP: 0 PB: 0 SB: 0 CS: 0	PA: 35		
<b>PITCHER</b>	IP: 7.0 WLS: 7 BF: 25 ERA: 2.84	IP: 1.0 WLS: S BF: 10 ERA: 1.95	IP: 3.0 WLS: 0 BF: 0 ERA: 0.00	IP: 0.3 WLS: 0 BF: 0 ERA: 0.00	IP: 7.0 WLS: L BF: 25 ERA: 2.84	IP: 1.0 WLS: S BF: 10 ERA: 1.95	IP: 3.0 WLS: 0 BF: 0 ERA: 0.00	IP: 0.3 WLS: 0 BF: 0 ERA: 0.00	IP: 7.0 WLS: L BF: 25 ERA: 2.84	IP: 1.0 WLS: S BF: 10 ERA: 1.95	IP: 3.0 WLS: 0 BF: 0 ERA: 0.00	IP: 0.3 WLS: 0 BF: 0 ERA: 0.00	IP: 7.0 WLS: L BF: 25 ERA: 2.84	IP: 1.0 WLS: S BF: 10 ERA: 1.95	IP: 3.0 WLS: 0 BF: 0 ERA: 0.00	IP: 0.3 WLS: 0 BF: 0 ERA: 0.00	IP: 7.0 WLS: L BF: 25 ERA: 2.84	IP: 1.0 WLS: S BF: 10 ERA: 1.95	IP: 3.0 WLS: 0 BF: 0 ERA: 0.00	IP: 0.3 WLS: 0 BF: 0 ERA: 0.00	IP: 7.0 WLS: L BF: 25 ERA: 2.84	IP: 1.0 WLS: S BF: 10 ERA: 1.95	IP: 3.0 WLS: 0 BF: 0 ERA: 0.00	IP: 0.3 WLS: 0 BF: 0 ERA: 0.00

Los Angeles Dodgers @ Chicago Cubs  
Wrigley Field, Chicago, IL  
Thu May 28 2009, 7:05 PM CDT  
Att: 39,579 - Overcast - 55 F

AB 32  
R 1  
H 9  
RBI 1  
BB 3  
SO 10  
LOB 23





Batter	1	2	3	4	5	6	7	8	9	AB	R	H	RBI	BB	SO	LOB	TOP					
9 Juan Pierre, L OBP: 0.463, SLG: 0.529										3	0	0	0	1	0	1	<b>Los Angeles Dodgers @ Chicago Cubs</b> Wrigley Field, Chicago, IL Fri May 29 2009, 1:20 PM CDT Att: 40,148 - Sunny - 65 F					
55 Russell Martin, R OBP: 0.375, SLG: 0.313										3	0	1	0	1	0	1						
13 Orlando Hudson, S OBP: 0.410, SLG: 0.480										4	0	1	0	0	1	2						
7 James Loney, L OBP: 0.356, SLG: 0.375										4	0	0	0	0	4	2						
23 Casey Blake, R OBP: 0.378, SLG: 0.560										3	0	1	0	1	0	0						
16 Andre Ethier, L OBP: 0.367, SLG: 0.417										4	0	1	0	0	0	2						
27 Matt Kemp, R OBP: 0.365, SLG: 0.462										3	1	1	1	1	0	1						
14 Juan Castro, R OBP: 0.417, SLG: 0.476										3	0	0	0	0	2	1						
45 Brent Leach, R OBP: 0.456, SLG: 0.370										0	0	0	0	0	0	0						
58 Chad Billingsley, R OBP: 0.296, SLG: 0.250										2	0	0	0	0	0	1						
15 Rafael Furcal, S OBP: 0.307, SLG: 0.303										0	0	0	0	1	0	0						
<b>Inning Stats</b>	R: 0 E: 0 K: 1 S: 9	H: 1 LOB: 0 BB: 0 P: 12	R: 0 E: 0 K: 0 S: 6	H: 0 LOB: 0 BB: 0 P: 10	R: 0 E: 0 K: 1 S: 16	H: 0 LOB: 1 BB: 1 P: 24	R: 0 E: 0 K: 1 S: 11	H: 1 LOB: 1 BB: 0 P: 18	R: 0 E: 0 K: 1 S: 8	H: 0 LOB: 0 BB: 1 P: 12	R: 0 E: 0 K: 1 S: 12	H: 1 LOB: 1 BB: 0 P: 15	R: 1 E: 0 K: 0 S: 6	H: 1 LOB: 0 BB: 1 P: 11	R: 0 E: 0 K: 1 S: 8	H: 0 LOB: 1 BB: 2 P: 17	R: 0 E: 1 K: 1 S: 17	H: 1 LOB: 2 BB: 0 P: 28	1B: 4 2B: 0 3B: 0 HR: 1	SF: 0 SAC: 0 DP: 3 HBP: 0	WP: 1 PB: 0 SB: 0 CS: 0	PA: 35
<b>PITCHER</b>	IP: 7.0 WLS: W BF: 26 ERA: 3.5	H: 4 R: 1 ER: 1 SO: 5	BB: 3 IBB: 0 HBP: 0 BLK: 0	WP: 1 HR: 1 S: 68 P: 102	ERA: 1.29 WHIP: 1.000	IP: 1.0 WLS: H BF: 4 ERA: 3.27	H: 0 R: 0 ER: 0 SO: 1	BB: 2 IBB: 0 HBP: 0 BLK: 0	WP: 0 HR: 0 S: 8 P: 17	ERA: 0.00 WHIP: 2.000	IP: 1.0 WLS: S BF: 5 ERA: 4.87	H: 1 R: 0 ER: 0 SO: 1	BB: 0 IBB: 0 HBP: 0 BLK: 0	WP: 0 HR: 0 S: 17 P: 28	ERA: 0.00 WHIP: 1.000							

Batter	1	2	3	4	5	6	7	8	9	AB	R	H	RBI	BB	SO	LOB	BOTTOM					
12 Alfonso Soriano, R OBP: 0.313, SLG: 0.495										4	0	1	0	0	2	0	<b>Los Angeles Dodgers @ Chicago Cubs</b> Wrigley Field, Chicago, IL Fri May 29 2009, 1:20 PM CDT Att: 40,148 - Sunny - 65 F					
24 Bobby Seales, S OBP: 0.375, SLG: 0.512										4	0	1	0	0	1	0						
1 Kosuke Fukudome, L OBP: 0.441, SLG: 0.511										3	0	1	1	0	0	0						
25 Derrek Lee, R OBP: 0.316, SLG: 0.407										3	0	0	0	1	1	3						
6 Micah Hoffpauir, L OBP: 0.340, SLG: 0.489										4	0	2	0	0	0	1						
63 Kevin Gregg, R										0	0	0	0	0	0	0						
17 Mike Fontenot, L OBP: 0.303, SLG: 0.375										4	0	1	0	0	0	3						
55 Koyie Hill, S OBP: 0.396, SLG: 0.467										3	1	1	1	1	2	2						
13 Andrés Blanco, S OBP: 0.111, SLG: 0.222										3	0	0	0	0	0	5						
30 Ted Lilly, L OBP: 0.136, SLG: 0.143										2	0	0	0	0	2	0						
5 Jake Fox, R OBP: 0.750, SLG: 1.000										1	1	1	0	0	0	0						
49 Carlos Marmol, R OBP: 0.313, SLG: 0.366										0	0	0	0	0	0	0						
9 Reed Johnson, R OBP: 0.313, SLG: 0.366										0	0	0	0	0	0	0						
<b>Inning Stats</b>	R: 0 E: 0 K: 2 S: 7	H: 0 LOB: 0 BB: 0 P: 12	R: 0 E: 0 K: 1 S: 11	H: 1 LOB: 2 BB: 1 P: 19	R: 0 E: 0 K: 1 S: 7	H: 0 LOB: 0 BB: 0 P: 9	R: 0 E: 0 K: 1 S: 12	H: 2 LOB: 3 BB: 1 P: 22	R: 0 E: 0 K: 2 S: 9	H: 0 LOB: 0 BB: 0 P: 14	R: 0 E: 1 K: 0 S: 8	H: 1 LOB: 1 BB: 0 P: 11	R: 2 E: 0 K: 0 S: 16	H: 4 LOB: 2 BB: 0 P: 24	R: 0 E: 0 K: 1 S: 10	H: 0 LOB: 0 BB: 0 P: 13	R: 0 E: 0 K: 1 S: 17	H: 1 LOB: 2 BB: 0 P: 28	1B: 5 2B: 2 3B: 0 HR: 1	SF: 1 SAC: 0 DP: 0 HBP: 0	WP: 0 PB: 0 SB: 0 CS: 0	PA: 34
<b>PITCHER</b>	IP: 7.0 WLS: L BF: 31 ERA: 2.8	H: 2 R: 2 ER: 2 SO: 7	BB: 2 IBB: 0 HBP: 0 BLK: 0	WP: 0 HR: 1 S: 70 P: 111	ERA: 2.57 WHIP: 1.429	IP: 1.0 WLS: L BF: 3 ERA: 5.14	H: 0 R: 0 ER: 0 SO: 1	BB: 0 IBB: 0 HBP: 0 BLK: 0	WP: 0 HR: 10 S: 13 P: 13	ERA: 0.00 WHIP: 0.000												





Batter	1	2	3	4	5	6	7	8	9	AB	R	H	RBI	BB	SO	LOB	TOP																																																										
9 Juan Pierre, L (1, 7) OBP: 0.450, SLG: 0.512										4	0	0	0	0	1	0	<b>Los Angeles Dodgers @ Chicago Cubs</b> Wrigley Field, Chicago, IL Sat May 30 2009, 3:10 PM CDT Att: 41,153 - Cloudy - 73 F																																																										
15 Rafael Furcal, S (1, 6) OBP: 0.306, SLG: 0.302										4	0	1	0	0	1	0																																																											
13 Orlando Hudson, S (1, 4) OBP: 0.412, SLG: 0.476										2	0	0	0	2	1	0																																																											
7 James Loney, L (1, 3) OBP: 0.350, SLG: 0.367										4	0	0	0	0	0	3																																																											
16 Andre Ethier, L (1, 9) OBP: 0.364, SLG: 0.419										4	0	1	0	0	0	2																																																											
55 Russell Martin, R (1, 2) OBP: 0.374, SLG: 0.319										3	0	1	0	0	0	1																																																											
5 Mark Loretta, R (1, 5) OBP: 0.433, SLG: 0.347										3	0	0	0	0	0	2																																																											
27 Matt Kemp, R (1, 8) OBP: 0.370, SLG: 0.466										3	0	2	0	0	1	0																																																											
50 Eric Stults, L (1, 1) OBP: 0.222, SLG: 0.097										1	0	0	0	0	0	0																																																											
59 Guillermo Mota, R (4, 1) OBP: 0.342, SLG: 0.375										0	0	0	0	0	0	0																																																											
12 Brad Ausmus, R (5, PH) OBP: 0.143, SLG: 0.143										0	0	0	0	0	0	0																																																											
36 Jeff Weaver, R (5, 1) OBP: 0.343, SLG: 0.414										0	0	0	0	0	0	0																																																											
45 Brent Leach, R (7, 1) OBP: 0.143, SLG: 0.143										0	0	0	0	0	0	0																																																											
30 Jamie Hoffmann, R (8, PH) OBP: 0.206, SLG: 0.072										0	0	0	0	0	0	0																																																											
47 Cory Wade, R (8, 1) OBP: 0.143, SLG: 0.143										0	0	0	0	0	0	0																																																											
<b>Inning Stats</b>	R: 0 E: 0 K: 0 S: 9	H: 0 LOB: 0 BB: 0 P: 15	R: 0 E: 0 K: 0 S: 9	H: 1 LOB: 1 BB: 0 P: 12	R: 0 E: 0 K: 3 S: 10	H: 0 LOB: 0 BB: 0 P: 14	R: 0 E: 0 K: 1 S: 10	H: 0 LOB: 1 BB: 0 P: 19	R: 0 E: 0 K: 1 S: 8	H: 0 LOB: 0 BB: 0 P: 11	R: 0 E: 0 K: 0 S: 8	H: 1 LOB: 1 BB: 0 P: 14	R: 0 E: 0 K: 0 S: 8	H: 1 LOB: 0 BB: 0 P: 11	R: 0 E: 0 K: 0 S: 12	H: 1 LOB: 1 BB: 0 P: 24	1B: 3 2B: 2 3B: 0 HR: 0	SF: 0 SAC: 0 DP: 2 HBP: 0	WP: 0 PA: 32 PB: 0 SB: 0 CS: 0																																																								
<b>PITCHER</b>	IP WLS BF H R ER SO BB IBB HBP BLK WP HR S P ERA WHIP	<table border="0"> <tr> <td>46 Ryan Dempster, R (1, 1) ERA: 4.48</td> <td>7.0</td> <td>W</td> <td>25</td> <td>3</td> <td>0</td> <td>0</td> <td>5</td> <td>1</td> <td>0</td> <td>0</td> <td>0</td> <td>0</td> <td>0</td> <td>0</td> <td>0</td> <td>63</td> <td>99</td> <td>0.00</td> <td>0.571</td> </tr> <tr> <td>37 Angel Guzman, R (8, 1) ERA: 2.92</td> <td>1.0</td> <td></td> <td>3</td> <td>1</td> <td>0</td> <td>0</td> <td>0</td> <td>0</td> <td>0</td> <td>0</td> <td>0</td> <td>0</td> <td>0</td> <td>0</td> <td>8</td> <td>11</td> <td>0.00</td> <td>1.000</td> </tr> <tr> <td>47 Aaron Heilman, R (9, 1) ERA: 4.98</td> <td>1.0</td> <td></td> <td>4</td> <td>1</td> <td>0</td> <td>0</td> <td>0</td> <td>1</td> <td>0</td> <td>0</td> <td>0</td> <td>0</td> <td>0</td> <td>0</td> <td>12</td> <td>24</td> <td>0.00</td> <td>2.000</td> </tr> </table>																46 Ryan Dempster, R (1, 1) ERA: 4.48	7.0	W	25	3	0	0	5	1	0	0	0	0	0	0	0	63	99	0.00	0.571	37 Angel Guzman, R (8, 1) ERA: 2.92	1.0		3	1	0	0	0	0	0	0	0	0	0	0	8	11	0.00	1.000	47 Aaron Heilman, R (9, 1) ERA: 4.98	1.0		4	1	0	0	0	1	0	0	0	0	0	0	12	24	0.00	2.000
46 Ryan Dempster, R (1, 1) ERA: 4.48	7.0	W	25	3	0	0	5	1	0	0	0	0	0	0	0	63	99	0.00	0.571																																																								
37 Angel Guzman, R (8, 1) ERA: 2.92	1.0		3	1	0	0	0	0	0	0	0	0	0	0	8	11	0.00	1.000																																																									
47 Aaron Heilman, R (9, 1) ERA: 4.98	1.0		4	1	0	0	0	1	0	0	0	0	0	0	12	24	0.00	2.000																																																									

Batter	1	2	3	4	5	6	7	8	9	AB	R	H	RBI	BB	SO	LOB	BOTTOM																																																																																													
12 Alfonso Soriano, R (1, 7) OBP: 0.305, SLG: 0.482										5	0	0	0	0	2	1	<b>Los Angeles Dodgers @ Chicago Cubs</b> Wrigley Field, Chicago, IL Sat May 30 2009, 3:10 PM CDT Att: 41,153 - Cloudy - 73 F																																																																																													
2 Ryan Theriot, R (1, 6) OBP: 0.352, SLG: 0.458										2	1	1	1	1	1	0																																																																																														
21 Milton Bradley, S (1, 9) OBP: 0.346, SLG: 0.402										4	1	3	0	0	0	1																																																																																														
25 Derrek Lee, R (1, 3) OBP: 0.321, SLG: 0.413										3	1	1	0	1	0	1																																																																																														
9 Reed Johnson, R (1, 8) OBP: 0.345, SLG: 0.432										3	2	3	2	1	0	0																																																																																														
18 Geovany Soto, R (1, 2) OBP: 0.338, SLG: 0.273										2	0	0	1	2	0	3																																																																																														
24 Bobby Scales, S (1, 4) OBP: 0.365, SLG: 0.477										3	1	0	0	1	1	4																																																																																														
13 Andrés Blanco, S (8, 4) OBP: 0.111, SLG: 0.222										0	0	0	0	0	0	0																																																																																														
17 Mike Fontenot, L (1, 5) OBP: 0.314, SLG: 0.403										3	1	2	2	1	0	0																																																																																														
46 Ryan Dempster, R (1, 1) OBP: 0.115, SLG: 0.120										3	0	0	0	0	2	4																																																																																														
6 Micah Hoffpauir, L (8, PH) OBP: 0.337, SLG: 0.484										0	0	0	0	0	0	0																																																																																														
47 Aaron Heilman, R (9, 1) ERA: 5.4										0	0	0	0	0	0	0																																																																																														
<b>Inning Stats</b>	R: 0 E: 0 K: 1 S: 9	H: 1 LOB: 1 BB: 0 P: 12	R: 1 E: 0 K: 1 S: 8	H: 2 LOB: 1 BB: 0 P: 13	R: 1 E: 0 K: 1 S: 11	H: 2 LOB: 2 BB: 1 P: 21	R: 2 E: 0 K: 1 S: 10	H: 2 LOB: 0 BB: 1 P: 23	R: 2 E: 0 K: 1 S: 19	H: 2 LOB: 2 BB: 3 P: 35	R: 0 E: 0 K: 1 S: 6	H: 0 LOB: 0 BB: 1 P: 10	R: 1 E: 0 K: 0 S: 9	H: 1 LOB: 0 BB: 0 P: 17	R: 0 E: 0 K: 1 S: 7	H: 0 LOB: 0 BB: 0 P: 10	1B: 6 2B: 2 3B: 1 HR: 1	SF: 0 SAC: 0 DP: 3 HBP: 1	WP: 0 PA: 38 PB: 0 SB: 1 CS: 1																																																																																											
<b>PITCHER</b>	IP WLS BF H R ER SO BB IBB HBP BLK WP HR S P ERA WHIP	<table border="0"> <tr> <td>50 Eric Stults, L (1, 1) ERA: 4.8</td> <td>3.0</td> <td>L</td> <td>17</td> <td>6</td> <td>4</td> <td>4</td> <td>3</td> <td>2</td> <td>0</td> <td>0</td> <td>0</td> <td>0</td> <td>0</td> <td>0</td> <td>8</td> <td>14</td> <td>0.00</td> <td>1.000</td> </tr> <tr> <td>59 Guillermo Mota, R (4, 1) ERA: 7.11</td> <td>1.0</td> <td></td> <td>3</td> <td>1</td> <td>0</td> <td>0</td> <td>1</td> <td>0</td> <td>0</td> <td>0</td> <td>0</td> <td>0</td> <td>0</td> <td>1</td> <td>32</td> <td>59</td> <td>11.57</td> <td>3.000</td> </tr> <tr> <td>36 Jeff Weaver, R (5, 1) ERA: 4.38</td> <td>2.1</td> <td></td> <td>13</td> <td>3</td> <td>3</td> <td>3</td> <td>2</td> <td>4</td> <td>1</td> <td>0</td> <td>0</td> <td>0</td> <td>0</td> <td>0</td> <td>2</td> <td>3</td> <td>0.00</td> <td>0.000</td> </tr> <tr> <td>45 Brent Leach, L (7, 1) ERA: 4.7</td> <td>0.2</td> <td></td> <td>1</td> <td>0</td> <td>0</td> <td>0</td> <td>0</td> <td>0</td> <td>0</td> <td>0</td> <td>0</td> <td>0</td> <td>0</td> <td>7</td> <td>10</td> <td>0.00</td> <td>0.000</td> </tr> <tr> <td>47 Cory Wade, R (8, 1) ERA: 5.4</td> <td>1.0</td> <td></td> <td>3</td> <td>0</td> <td>0</td> <td>0</td> <td>1</td> <td>0</td> <td>0</td> <td>0</td> <td>0</td> <td>0</td> <td>0</td> <td>7</td> <td>10</td> <td>0.00</td> <td>0.000</td> </tr> </table>																50 Eric Stults, L (1, 1) ERA: 4.8	3.0	L	17	6	4	4	3	2	0	0	0	0	0	0	8	14	0.00	1.000	59 Guillermo Mota, R (4, 1) ERA: 7.11	1.0		3	1	0	0	1	0	0	0	0	0	0	1	32	59	11.57	3.000	36 Jeff Weaver, R (5, 1) ERA: 4.38	2.1		13	3	3	3	2	4	1	0	0	0	0	0	2	3	0.00	0.000	45 Brent Leach, L (7, 1) ERA: 4.7	0.2		1	0	0	0	0	0	0	0	0	0	0	7	10	0.00	0.000	47 Cory Wade, R (8, 1) ERA: 5.4	1.0		3	0	0	0	1	0	0	0	0	0	0	7	10	0.00	0.000
50 Eric Stults, L (1, 1) ERA: 4.8	3.0	L	17	6	4	4	3	2	0	0	0	0	0	0	8	14	0.00	1.000																																																																																												
59 Guillermo Mota, R (4, 1) ERA: 7.11	1.0		3	1	0	0	1	0	0	0	0	0	0	1	32	59	11.57	3.000																																																																																												
36 Jeff Weaver, R (5, 1) ERA: 4.38	2.1		13	3	3	3	2	4	1	0	0	0	0	0	2	3	0.00	0.000																																																																																												
45 Brent Leach, L (7, 1) ERA: 4.7	0.2		1	0	0	0	0	0	0	0	0	0	0	7	10	0.00	0.000																																																																																													
47 Cory Wade, R (8, 1) ERA: 5.4	1.0		3	0	0	0	1	0	0	0	0	0	0	7	10	0.00	0.000																																																																																													





Batter	1	2	3	4	5	6	7	8	9	AB	R	H	RBI	BB	SO	LOB	TOP
<b>9 Juan Pierre, L</b> <small>OBP: 0.388, SLG: 0.496</small> 										6	1	1	0	0	3	4	<b>Los Angeles Dodgers @ Chicago Cubs</b> Wrigley Field, Chicago, IL Sun May 31 2009, 7:05 PM CDT Att. 40,091 - Clear - 56 F
<b>15 Rafael Furcal, S</b> <small>OBP: 0.308, SLG: 0.304</small> 										5	1	2	0	0	0	2	
<b>13 Orlando Hudson, S</b> <small>OBP: 0.407, SLG: 0.469</small> 										5	1	1	1	1	0	3	
<b>55 Russell Martin, R</b> <small>OBP: 0.385, SLG: 0.325</small> 										3	2	2	0	2	0	0	
<b>7 James Loney, L</b> <small>OBP: 0.351, SLG: 0.373</small> 										5	2	2	2	0	1	4	
<b>27 Matt Kemp, R</b> <small>OBP: 0.375, SLG: 0.482</small> 										4	1	2	1	1	2	4	
<b>5 Mark Loretta, R</b> <small>OBP: 0.446, SLG: 0.377</small> 										4	0	2	2	1	1	1	
<b>30 Jamie Hoffmann, R</b> <small>OBP: 0.176, SLG: 0.533</small> 										4	0	0	1	0	2	5	
<b>28 Eric Milton, L</b> <b>54 Ronald Belisario, R</b> <b>12 Brad Ausmus, R</b> <b>38 Ramon Troncoso, R</b> <b>16 Andre Ethier, L</b> <b>51 Jonathan Broxton, R</b>										2	0	0	0	0	1	1	
<b>Inning Stats</b>	R: 5 H: 6 E: 0 K: 1 S: 22	R: 0 H: 0 E: 0 K: 1 S: 6	R: 1 H: 1 E: 0 K: 0 S: 8	R: 0 H: 0 E: 0 K: 0 S: 7	R: 2 H: 2 E: 1 K: 1 S: 10	R: 0 H: 1 E: 0 K: 2 S: 10	R: 0 H: 1 E: 0 K: 2 S: 12	R: 0 H: 0 E: 1 K: 2 S: 10	R: 0 H: 1 E: 0 K: 1 S: 13	1B: 9 2B: 2 HR: 1	SF: 1 SAC: 0 DP: 0 HBP: 2	WP: 0 PA: 46					
<b>PITCHER</b>	IP: 4.1 WLS: L BF: 23 H: 8 R: 8 ER: 7 SO: 2 BB: 1 IBB: 0 HBP: 1 BLK: 0 WP: 0 HR: 1 S: 47 P: 72 ERA: 14.54 WHIP: 2.077	<b>45 Sean Marshall, L</b> <small>ERA: 4.73</small>	<b>56 Jose Ascanio, R</b> <small>ERA: 3.52</small>	<b>43 Jason Waddell, L</b> <small>ERA: 3.52</small>	<b>54 David Patton, R</b> <small>ERA: 6.46</small>	<b>49 Carlos Marmol, R</b> <small>ERA: 3.13</small>	<b>PITCHER</b>	IP: 1.0 WLS: 5 BF: 5 H: 1 R: 0 ER: 0 SO: 1 BB: 1 IBB: 0 HBP: 0 BLK: 0 WP: 0 HR: 0 S: 13 P: 23 ERA: 0.00 WHIP: 2.000	<b>63 Kevin Gregg, R</b> <small>ERA: 4.64</small>								

Batter	1	2	3	4	5	6	7	8	9	AB	R	H	RBI	BB	SO	LOB	BOTTOM
<b>12 Alfonso Soriano, R</b> <small>OBP: 0.307, SLG: 0.482</small> 										4	0	1	0	1	2	0	<b>Los Angeles Dodgers @ Chicago Cubs</b> Wrigley Field, Chicago, IL Sun May 31 2009, 7:05 PM CDT Att. 40,091 - Clear - 56 F
<b>2 Ryan Theriot, R</b> <small>OBP: 0.355, SLG: 0.459</small> 										4	1	1	0	0	1	1	
<b>21 Milton Bradley, S</b> <small>OBP: 0.343, SLG: 0.397</small> 										3	0	1	0	0	0	1	
<b>25 Derrek Lee, R</b> <small>OBP: 0.325, SLG: 0.411</small> 										4	0	3	2	0	0	1	
<b>9 Reed Johnson, R</b> <small>OBP: 0.364, SLG: 0.474</small> 										4	0	3	2	0	0	1	
<b>18 Geovany Soto, R</b> <small>OBP: 0.336, SLG: 0.272</small> 										4	0	1	0	0	1	4	
<b>24 Bobby Scales, S</b> <b>43 Jason Waddell, R</b> <b>6 Mitch Hoffbauer, L</b> <b>54 David Patton, R</b> <b>49 Carlos Marmol, R</b> <b>1 Kosuke Fukudome, L</b> <b>63 Kevin Gregg, R</b>										2	0	0	0	0	0	1	
<b>17 Mike Fontenot, L</b> <small>OBP: 0.307, SLG: 0.392</small> 										4	0	0	0	0	0	0	
<b>45 Sean Marshall, L</b> <small>OBP: 0.231, SLG: 0.231</small> <b>58 Jose Ascanio, R</b> <b>5 Jake Fox, R</b> <small>OBP: 0.428, SLG: 0.571</small>										1	0	0	0	0	1	0	
<b>Inning Stats</b>	R: 0 H: 1 E: 0 K: 1 S: 9	R: 0 H: 1 E: 0 K: 0 S: 6	R: 0 H: 0 E: 0 K: 1 S: 11	R: 0 H: 1 E: 0 K: 0 S: 11	R: 0 H: 0 E: 0 K: 1 S: 8	R: 2 H: 3 E: 0 K: 2 S: 21	R: 0 H: 1 E: 0 K: 1 S: 18	R: 0 H: 2 E: 0 K: 1 S: 11	R: 0 H: 0 E: 0 K: 2 S: 10	1B: 6 2B: 4 HR: 0	SF: 0 SAC: 0 DP: 1 HBP: 1	WP: 1 PA: 37					
<b>PITCHER</b>	IP: 5.1 WLS: W BF: 23 H: 6 R: 2 ER: 2 SO: 4 BB: 1 IBB: 0 HBP: 0 BLK: 0 WP: 0 HR: 0 S: 59 P: 86 ERA: 3.38 WHIP: 1.312	<b>28 Eric Milton, L</b> <small>ERA: 3.14</small>	<b>54 Ronald Belisario, R</b> <small>ERA: 2.3</small>	<b>38 Ramon Troncoso, R</b> <small>ERA: 1.89</small>	<b>51 Jonathan Broxton, R</b> <small>ERA: 1.44</small>	<b>PITCHER</b>	IP: 0.2 WLS: 4 BF: 4 H: 0 R: 0 ER: 0 SO: 0 BB: 0 IBB: 0 HBP: 0 BLK: 0 WP: 0 HR: 0 S: 11 P: 15 ERA: 0.00 WHIP: 0.000										



















Batter	1	2	3	4	5	6	7	8	9	10	11	12	13	14	AB	R	H	RBI	BB	SO	LOB	TOP										
12 Alfonso Soriano, R OBP: 0.305, SLG: 0.487	G6-3		FC1 17 1B 25 1B	G6-3			F9		K		IBB			HR	6	1	1	1	1	1	5											
2 Ryan Theriot, R OBP: 0.355, SLG: 0.451	HR		K				F8			SH1-4 9 1	K			1B 25 F9 17 1B	6	2	3	1	1	2	5											
1 Kosuke Fukudome, L OBP: 0.420, SLG: 0.471	G4-3		F7			L9			G6-3		SH1-4			BB 17 1B	5	1	0	0	1	1	4											
25 Derrek Lee, R OBP: 0.342, SLG: 0.427	G4-3		1B 17 1B			FC5-4			E5		F8			F9	7	0	1	2	0	1	4											
17 Mike Fontenot, L OBP: 0.314, SLG: 0.384	L4		1B 12 2-3			G1-3			G4-3		SH1-4 9			K	6	0	2	1	1	2	2											
9 Reed Johnson, R OBP: 0.335, SLG: 0.455	K		P5			G4-3			G4-3		E6			F7	7	0	1	1	0	1	6											
45 Mike S. S. 21 King Griffey Jr. 24 Wade Boggs 45 Kevin Conroy 46 Carlos Marmol 47 Aaron Heilman 18 Geovany Soto	G4-3		BB 36 SH1-4			F7			G6-3		P5			1B 13 1B	4	1	2	0	2	0	1											
13 Andrés Blanco, S OBP: 0.269, SLG: 0.292			L9			G4-3			SH1-4		BB 2 CS 18 G5-3			BB 18 G6-4-3	4	1	2	0	2	0	1											
36 Randy Wells, R 43 Jason Waddell, L 49 Carlos Marmol, R 47 Aaron Heilman, R 18 Geovany Soto, R	1B 25 1B		SH1-4			G4-3			G6-3		G5-3			1B 18 G6-4-3	2	1	1	0	0	0	0											
<b>Inning Stats</b>	R: 1 E: 0 K: 0 S: 9	H: 1 LOB: 0 BB: 0 P: 17	R: 0 E: 0 K: 1 S: 10	H: 0 LOB: 0 BB: 0 P: 14	R: 2 E: 1 K: 1 S: 14	H: 4 LOB: 3 BB: 0 P: 19	R: 0 E: 0 K: 0 S: 6	H: 0 LOB: 1 BB: 1 P: 14	R: 0 E: 0 K: 0 S: 8	H: 0 LOB: 0 BB: 0 P: 15	R: 0 E: 0 K: 0 S: 9	H: 0 LOB: 0 BB: 0 P: 13	R: 0 E: 0 K: 0 S: 6	H: 0 LOB: 0 BB: 0 P: 9	R: 0 E: 0 K: 0 S: 8	H: 0 LOB: 1 BB: 0 P: 11	R: 0 E: 0 K: 1 S: 8	H: 0 LOB: 1 BB: 0 P: 11	R: 0 E: 0 K: 0 S: 14	H: 0 LOB: 0 BB: 1 P: 22	R: 0 E: 0 K: 0 S: 17	H: 0 LOB: 2 BB: 2 P: 30	R: 0 E: 0 K: 3 S: 9	H: 0 LOB: 0 BB: 0 P: 12	R: 0 E: 0 K: 0 S: 11	H: 2 LOB: 1 BB: 0 P: 19	R: 3 E: 0 K: 2 S: 15	H: 4 LOB: 3 BB: 2 P: 27	1B: 9 2B: 2 3B: 0 HR: 2	SF: 0 SAC: 3 DP: 2 HBP: 0	WP: 0 PB: 0 SB: 0 CS: 1	PA: 63
<b>PITCHER</b>	IP 7.0	WLS 29	H 5	R 3	ER 1	SO 2	BB 2	IBB 0	HBP 0	BLK 0	WP 0	HR 1	S 62	P 101	ERA 1.29	WHIP 1.000																
61 Bronson Arroyo, R ERA: 5.0											46 Carlos Fisher, R ERA: 2.45																					
53 Arthur Rhodes, L ERA: 0.45											48 Francisco Cordero, R ERA: 1.44																					
52 Daniel Herrera, L ERA: 1.59											57 Mike Lincoln, R ERA: 9.0																					
25 David Weathers, R ERA: 2.66																																
51 Jared Burton, R ERA: 5.47																																

Chicago Cubs @ Cincinnati Reds  
Great American Ball Park, Cincinnati, OH  
Sun Jun 07 2009, 1:10 PM EDT  
Att. 32,629 - Partly Cloudy - 80 F

AB	52
R	12
H	16
RBI	6
BB	8
SO	8
LOB	40



Batter	1	2	3	4	5	6	7	8	9	10	11	12	13	14	AB	R	H	RBI	BB	SO	LOB	BOTTOM				
15 Jerry Hairston, R OBP: 0.303, SLG: 0.442	L7		K			P6			SF9		P4			K	4	0	0	1	0	1	1					
51 Jared Burton, R OBP: 0.355, SLG: 0.348	G4-3		G6-3			G1-3			F9		F9			BB 17 1B 23 FC5-2	5	0	1	0	2	0	1					
21 Chris Dickerson, L OBP: 0.371, SLG: 0.355	G4-3		G6-3			G5-3			L3		L3			BB 17 1B 23 FC5-2	5	1	1	0	2	0	5					
4 Brandon Phillips, R OBP: 0.349, SLG: 0.519	BB		1B			G5-3			BB 55 SH 31 SF8		L3			F9	6	0	3	0	1	1	2					
17 Laynce Nix, L OBP: 0.328, SLG: 0.571	K		L7			F7			SH5-4 55 SH5-4		SH5-4			1B 23 FC5-2	6	0	3	0	1	1	2					
55 Ramon Hernandez, R OBP: 0.343, SLG: 0.376	G3-1 2 31 1B 29 G6-3		P4			F9			SH 31 SF8		SH5-4			1B 23 FC5-2	4	1	1	0	1	0	1					
31 Jonny Gomes, R OBP: 0.333, SLG: 0.333	G3-1		K			F9			SF8		F9			FC5-2	3	0	1	1	0	1	0					
52 Daniel Herrera, L ERA: 1.59	G3-1		K			F9			SF8		F9			FC5-2	0	0	0	0	0	0	0					
23 Adam Rosales, R OBP: 0.311, SLG: 0.320	1B		L7			F7			SF8		F9			FC5-2	3	0	0	0	0	1	5					
2 Alex Gonzalez, R 46 Carlos Fisher, R 49 Carlos Marmol, R 47 Aaron Heilman, R 57 Mike Lincoln, R 56 Matt Maoney, L	G3-1		G5-3			G5-3			G5-3		K			K	4	0	0	0	1	1	3					
29 Ryan Hanigan, R OBP: 0.404, SLG: 0.389	G6-3		G4-3			G4-3			BB 32 2B 15 SF9		K			G4-3	6	1	2	1	0	1	4					
61 Bronson Arroyo, R ERA: 5.0											58 Jose Ascencio, R ERA: 2.53															
32 Jay Bruce, L OBP: 0.304, SLG: 0.467											54 David Patton, R ERA: 6.06															
53 Arthur Rhodes, L ERA: 0.45											37 Angel Guzman, R ERA: 2.28															
3 Willy Taveras, R OBP: 0.315, SLG: 0.324																										
<b>Inning Stats</b>	R: 0 E: 0 K: 1 S: 7	H: 0 LOB: 1 BB: 1 P: 12	R: 1 E: 0 K: 1 S: 14	H: 2 LOB: 1 BB: 0 P: 20	R: 0 E: 0 K: 1 S: 6	H: 1 LOB: 1 BB: 0 P: 11	R: 0 E: 0 K: 0 S: 6	H: 0 LOB: 0 BB: 0 P: 10	R: 0 E: 0 K: 0 S: 8	H: 0 LOB: 1 BB: 3 P: 28	R: 1 E: 0 K: 1 S: 12	H: 0 LOB: 3 BB: 0 P: 15	R: 0 E: 0 K: 0 S: 9	H: 0 LOB: 0 BB: 0 P: 15	R: 0 E: 0 K: 1 S: 10	H: 1 LOB: 1 BB: 0 P: 15	R: 0 E: 0 K: 1 S: 17	H: 1 LOB: 2 BB: 2 P: 29	R: 0 E: 0 K: 1 S: 13	H: 1 LOB: 2 BB: 1 P: 20	R: 0 E: 0 K: 2 S: 11	H: 1 LOB: 1 BB: 0 P: 15	1B: 8 2B: 3 3B: 0 HR: 0	SF: 2 SAC: 3 DP: 0 HBP: 0	WP: 0 PB: 0 SB: 0 CS: 0	PA: 61
<b>PITCHER</b>	IP 6.2	WLS 28	H 7	R 2	ER 2	SO 4	BB 1	IBB 0	HBP 0	BLK 0	WP 0	HR 0	S 58	P 91	ERA 2.70	WHIP 1.200										
36 Randy Wells, R ERA: 1.86											58 Jose Ascencio, R ERA: 2.53															
43 Jason Waddell, L ERA: 0.45											54 David Patton, R ERA: 6.06															
49 Carlos Marmol, R ERA: 3.67											37 Angel Guzman, R ERA: 2.28															
47 Aaron Heilman, R ERA: 4.68																										
63 Kevin Gregg, R ERA: 4.62																										

Chicago Cubs @ Cincinnati Reds  
Great American Ball Park, Cincinnati, OH  
Sun Jun 07 2009, 1:10 PM EDT  
Att. 32,629 - Partly Cloudy - 80 F

AB	49
R	3
H	11
RBI	3
BB	7
SO	11
LOB	31









Batter	1	2	3	4	5	6	7	8	9	AB	R	H	RBI	BB	SO	LOB	TOP			
12 Alfonso Soriano, R (1, 7) OBP: 0.305, SLG: 0.478										3	0	0	0	1	1	0	<b>Chicago Cubs @ Houston Astros</b> Minute Maid Park, Houston, TX Wed Jun 10 2009, 7:05 PM CDT Att: 29,840 - Roof Closed - 73 F			
2 Ryan Theriot, R (1, 6) OBP: 0.353, SLG: 0.442										4	0	2	0	0	0	1				
21 Milton Bradley, S (1, 9) OBP: 0.325, SLG: 0.364										4	0	1	0	0	0	2				
25 Derrek Lee, R (1, 3) OBP: 0.355, SLG: 0.433										4	0	1	0	0	2	2				
9 Reed Johnson, R (1, 8) OBP: 0.330, SLG: 0.441										3	0	0	0	0	1	0				
1 Kosuke Fukudome, L (8, PH) OBP: 0.425, SLG: 0.475										3	1	1	1	1	1	0				
18 Geovany Soto, R (1, 2) OBP: 0.337, SLG: 0.310										3	0	1	0	0	0	1				
24 Bobby Seales, S (1, 5) OBP: 0.325, SLG: 0.418									1	0	0	0	0	0	0	0				
17 Mike Fontenot, L (9, PH) OBP: 0.325, SLG: 0.418										4	0	1	0	0	0	1				
7 Aaron Miles, S (1, 4) OBP: 0.250, SLG: 0.265										3	0	0	0	0	2	2				
38 Carlos Zambrano, S (1, 1) OBP: 0.258, SLG: 0.467										0	0	0	0	0	0	0				
37 Angel Guzman, R (9, 1)																				
<b>Inning Stats</b>	R: 0 E: 0 K: 1 S: 11	H: 0 LOB: 0 BB: 0 P: 18	R: 1 E: 0 K: 1 S: 13	H: 2 LOB: 1 BB: 0 P: 20	R: 0 E: 0 K: 0 S: 14	H: 2 LOB: 2 BB: 0 P: 19	R: 0 E: 0 K: 1 S: 9	H: 1 LOB: 2 BB: 1 P: 19	R: 0 E: 0 K: 2 S: 8	H: 0 LOB: 0 BB: 1 P: 11	R: 0 E: 0 K: 1 S: 7	H: 0 LOB: 0 BB: 0 P: 12	R: 0 E: 0 K: 1 S: 9	H: 2 LOB: 2 BB: 0 P: 12	R: 0 E: 0 K: 1 S: 10	H: 0 LOB: 0 BB: 0 P: 16	1B: 6 2B: 0 3B: 0 HR: 1	SF: 0 SAC: 0 DP: 1 HBP: 0	WP: 0 PB: 0 SB: 0 CS: 0	PA: 35
<b>PITCHER</b>	IP WLS BF H R ER SO BB IBB HBP BLK WP HR S P ERA WHIP																			
51 Wandy Rodriguez, L (1, 1) ERA: 2.82	7.0		27	5	1	1	6	2	0	0	0	0	0	0	1	70	116	1.29	1.000	
43 Chris Sampson, R (8, 1) ERA: 1.7	2.0	W	8	2	0	0	2	0	0	0	0	0	0	0	0	19	28	0.00	1.000	

Batter	1	2	3	4	5	6	7	8	9	AB	R	H	RBI	BB	SO	LOB	BOTTOM					
21 Michael Bourn, L (1, 8) OBP: 0.367, SLG: 0.391										3	0	1	0	1	1	0	<b>Chicago Cubs @ Houston Astros</b> Minute Maid Park, Houston, TX Wed Jun 10 2009, 7:05 PM CDT Att: 29,840 - Roof Closed - 73 F					
10 Miguel Tejada, R (1, 6) OBP: 0.376, SLG: 0.521										4	1	1	0	0	0	2						
9 Hunter Pence, R (1, 9) OBP: 0.417, SLG: 0.519										2	1	0	0	2	0	0						
45 Carlos Lee, R (1, 7) OBP: 0.370, SLG: 0.518										4	0	2	0	0	0	2						
17 Lance Berkman, S (1, 3) OBP: 0.377, SLG: 0.479										3	0	0	0	1	0	3						
27 Geoff Blum, S (1, 5) OBP: 0.338, SLG: 0.326										4	0	1	2	0	0	2						
36 Matt Kata, S (1, 4) OBP: 0.339, SLG: 0.422										3	0	0	0	0	1	2						
43 Chris Sampson, R (8, 1)										0	0	0	0	0	0	0						
55 Humberto Quintero, R (1, 2) OBP: 0.318, SLG: 0.395										3	0	0	0	0	0	0						
51 Wandy Rodriguez, S (1, 1) OBP: 0.040, SLG: 0.040										2	0	0	0	0	1	0						
8 Jeff Keppinger, R (8, 4)										1	0	0	0	0	0	0						
<b>Inning Stats</b>	R: 0 E: 0 K: 0 S: 4	H: 1 LOB: 0 BB: 0 P: 6	R: 0 E: 0 K: 0 S: 8	H: 1 LOB: 0 BB: 0 P: 12	R: 0 E: 0 K: 1 S: 11	H: 0 LOB: 0 BB: 0 P: 17	R: 0 E: 0 K: 0 S: 6	H: 0 LOB: 0 BB: 0 P: 7	R: 0 E: 0 K: 0 S: 7	H: 0 LOB: 1 BB: 1 P: 13	R: 0 E: 0 K: 1 S: 9	H: 0 LOB: 1 BB: 1 P: 15	R: 1 E: 0 K: 1 S: 11	H: 1 LOB: 1 BB: 1 P: 22	R: 0 E: 0 K: 1 S: 8	H: 0 LOB: 3 BB: 2 P: 12	R: 1 E: 0 K: 0 S: 7	H: 2 LOB: 2 BB: 2 P: 18	1B: 5 2B: 0 3B: 0 HR: 0	SF: 0 SAC: 0 DP: 1 HBP: 0	WP: 0 PB: 0 SB: 0 CS: 0	PA: 33
<b>PITCHER</b>	IP WLS BF H R ER SO BB IBB HBP BLK WP HR S P ERA WHIP																					
38 Carlos Zambrano, R (1, 1) ERA: 3.39	8.0		28	3	1	1	3	2	0	0	0	0	0	0	0	64	104	1.12	0.625			
37 Angel Guzman, R (9, 1) ERA: 2.57	0.1	L	5	2	1	1	0	1	1	0	0	0	0	0	7	18	27.00	9.000				

livebaseballscores.com

AB 33  
R 1  
H 7  
RBI 1  
BB 2  
SO 8  
LOB 11

livebaseballscores.com

AB 29  
R 2  
H 5  
RBI 2  
BB 4  
SO 3  
LOB 11



Batter	1	2	3	4	5	6	7	8	9	10	11	12	13	AB	R	H	RBI	BB	SO	LOB	TOP								
12 Alfonso Soriano, R OBP: 0.305, SLG: 0.473	G5-3		G6-4-3					G6-3					F9	5	0	1	0	1	0	1									
2 Ryan Theriot, R OBP: 0.247, SLG: 0.434				G3-1																									
49 Carlos Marmol, R (8, 1)	K							K					K	4	0	0	0	0	3	2									
9 Reed Johnson, R OBP: 0.327, SLG: 0.437																													
63 Kevin Gregg, R (10, 1)								K																					
24 Bobby Scales, S OBP: 0.323, SLG: 0.456																													
1 Kosuke Fukudome, L OBP: 0.417, SLG: 0.461	G6-3																												
25 Derrek Lee, R OBP: 0.356, SLG: 0.446																													
6 Micah Hoffpauir, L OBP: 0.314, SLG: 0.440																													
17 Mike Fontenot, L OBP: 0.327, SLG: 0.414																													
55 Koyie Hill, S OBP: 0.358, SLG: 0.386																													
21 Milton Bradley, S OBP: 0.328, SLG: 0.369																													
18 Geovany Soto, R OBP: 0.335, SLG: 0.308																													
13 Andrés Blanco, S OBP: 0.286, SLG: 0.313																													
46 Ryan Dempster, R OBP: 0.167, SLG: 0.143																													
7 Aaron Miles, S OBP: 0.243, SLG: 0.257																													
58 Jose Ascanio, R (12, 1)																													
<b>Inning Stats</b>	R: 0 E: 0 K: 1 S: 8	H: 0 LOB: 0 BB: 0 P: 10	R: 0 E: 0 K: 0 S: 14	H: 1 LOB: 1 BB: 1 P: 24	R: 0 E: 0 K: 1 S: 13	H: 1 LOB: 0 BB: 0 P: 15	R: 0 E: 0 K: 2 S: 13	H: 1 LOB: 2 BB: 1 P: 25	R: 0 E: 0 K: 1 S: 10	H: 0 LOB: 1 BB: 0 P: 18	R: 0 E: 0 K: 1 S: 6	H: 0 LOB: 0 BB: 0 P: 9	R: 1 E: 0 K: 1 S: 15	H: 1 LOB: 0 BB: 0 P: 20	R: 0 E: 0 K: 0 S: 9	H: 1 LOB: 2 BB: 1 P: 15	R: 0 E: 0 K: 1 S: 8	H: 0 LOB: 0 BB: 0 P: 10	R: 0 E: 0 K: 1 S: 8	H: 0 LOB: 0 BB: 0 P: 12	1B: 5 2B: 0 3B: 0 HR: 1	SF: 0 SAC: 1 DP: 2 HBP: 0	W/P: 0 PB: 0 SB: 0 CS: 0	PA: 48					
<b>PITCHER</b>	IP ERA WLS BF H R ER SO BB IBB HBP BLK WP HR S P ERA WHIP	23 Russ Ortiz, R ERA: 3.48	48 Tim Lincecum, L ERA: 3.63	50 Alberto Arias, R ERA: 3.07	43 Chris Sampson, R ERA: 1.66	22 LaTroy Hawkins, R ERA: 2.87	<b>PITCHER</b>	47 Jeff Fulchino, R ERA: 2.77	IP ERA WLS BF H R ER SO BB IBB HBP BLK WP HR S P ERA WHIP	23 Russ Ortiz, R ERA: 3.48	48 Tim Lincecum, L ERA: 3.63	50 Alberto Arias, R ERA: 3.07	43 Chris Sampson, R ERA: 1.66	22 LaTroy Hawkins, R ERA: 2.87	47 Jeff Fulchino, R ERA: 2.77	IP ERA WLS BF H R ER SO BB IBB HBP BLK WP HR S P ERA WHIP	23 Russ Ortiz, R ERA: 3.48	48 Tim Lincecum, L ERA: 3.63	50 Alberto Arias, R ERA: 3.07	43 Chris Sampson, R ERA: 1.66	22 LaTroy Hawkins, R ERA: 2.87	47 Jeff Fulchino, R ERA: 2.77	IP ERA WLS BF H R ER SO BB IBB HBP BLK WP HR S P ERA WHIP	23 Russ Ortiz, R ERA: 3.48	48 Tim Lincecum, L ERA: 3.63	50 Alberto Arias, R ERA: 3.07	43 Chris Sampson, R ERA: 1.66	22 LaTroy Hawkins, R ERA: 2.87	47 Jeff Fulchino, R ERA: 2.77

Chicago Cubs @ Houston Astros  
Minute Maid Park, Houston, TX  
Thu Jun 11 2009, 1:05 PM CDT  
Att. 34,250 - Roof Closed - 73 F

AB 42  
R 1  
H 6  
RBI 1  
BB 5  
SO 11  
LOB 18



Batter	1	2	3	4	5	6	7	8	9	10	11	12	13	AB	R	H	RBI	BB	SO	LOB	BOTTOM									
21 Michael Bourn, L OBP: 0.362, SLG: 0.369																														
10 Miguel Tejada, R OBP: 0.373, SLG: 0.513																														
9 Hunter Pence, R OBP: 0.411, SLG: 0.507																														
45 Carlos Lee, R OBP: 0.366, SLG: 0.514																														
4 Jason Michaels, R OBP: 0.264, SLG: 0.298																														
17 Lance Berkman, S OBP: 0.384, SLG: 0.485																														
27 Geoff Blum, S OBP: 0.345, SLG: 0.333																														
77 Ivan Rodriguez, R OBP: 0.287, SLG: 0.404																														
8 Jeff Keppinger, R OBP: 0.333, SLG: 0.411																														
23 Russ Ortiz, R ERA: 3.48																														
48 Tim Lincecum, L ERA: 3.63																														
50 Alberto Arias, R ERA: 3.07																														
43 Chris Sampson, R ERA: 1.66																														
22 LaTroy Hawkins, R ERA: 2.87																														
47 Jeff Fulchino, R ERA: 2.77																														
<b>Inning Stats</b>	R: 1 E: 0 K: 2 S: 13	H: 2 LOB: 1 BB: 0 P: 23	R: 0 E: 0 K: 1 S: 8	H: 0 LOB: 0 BB: 0 P: 12	R: 0 E: 0 K: 0 S: 11	H: 1 LOB: 1 BB: 0 P: 18	R: 0 E: 0 K: 0 S: 10	H: 1 LOB: 1 BB: 0 P: 15	R: 0 E: 0 K: 0 S: 8	H: 1 LOB: 0 BB: 0 P: 9	R: 0 E: 0 K: 1 S: 13	H: 0 LOB: 1 BB: 0 P: 21	R: 0 E: 1 K: 1 S: 15	H: 1 LOB: 2 BB: 0 P: 20	R: 0 E: 0 K: 0 S: 9	H: 2 LOB: 1 BB: 0 P: 15	R: 0 E: 0 K: 1 S: 7	H: 0 LOB: 0 BB: 0 P: 8	R: 1 E: 0 K: 1 S: 7	H: 1 LOB: 2 BB: 2 P: 18	1B: 9 2B: 2 3B: 0 HR: 0	SF: 1 SAC: 0 DP: 1 HBP: 0	W/P: 0 PB: 0 SB: 1 CS: 1	PA: 51						
<b>PITCHER</b>	IP ERA WLS BF H R ER SO BB IBB HBP BLK WP HR S P ERA WHIP	46 Ryan Dempster, R ERA: 3.87	49 Carlos Marmol, R ERA: 3.41	63 Kevin Gregg, R ERA: 4.28	56 Jose Ascanio, R ERA: 2.92	<b>PITCHER</b>	46 Ryan Dempster, R ERA: 3.87	49 Carlos Marmol, R ERA: 3.41	63 Kevin Gregg, R ERA: 4.28	56 Jose Ascanio, R ERA: 2.92	<b>PITCHER</b>	46 Ryan Dempster, R ERA: 3.87	49 Carlos Marmol, R ERA: 3.41	63 Kevin Gregg, R ERA: 4.28	56 Jose Ascanio, R ERA: 2.92	<b>PITCHER</b>	46 Ryan Dempster, R ERA: 3.87	49 Carlos Marmol, R ERA: 3.41	63 Kevin Gregg, R ERA: 4.28	56 Jose Ascanio, R ERA: 2.92	<b>PITCHER</b>	46 Ryan Dempster, R ERA: 3.87	49 Carlos Marmol, R ERA: 3.41	63 Kevin Gregg, R ERA: 4.28	56 Jose Ascanio, R ERA: 2.92	<b>PITCHER</b>	46 Ryan Dempster, R ERA: 3.87	49 Carlos Marmol, R ERA: 3.41	63 Kevin Gregg, R ERA: 4.28	56 Jose Ascanio, R ERA: 2.92

Chicago Cubs @ Houston Astros  
Minute Maid Park, Houston, TX  
Thu Jun 11 2009, 1:05 PM CDT  
Att. 34,250 - Roof Closed - 73 F

AB 47  
R 2  
H 11  
RBI 2  
BB 3  
SO 8  
LOB 20









Batter	1	2	3	4	5	6	7	8	9	AB	R	H	RBI	BB	SO	LOB	TOP			
23 Brendan Harris, R (1,6) OBP: 0.342, SLG: 0.401	G6-3		F8					G5-3		3	0	0	0	1	0	1	<b>Minnesota Twins @ Chicago Cubs</b> Wrigley Field, Chicago, IL Sat Jun 13 2009, 12:05 PM CDT Att: 40,899 - Overcast - 54 F			
7 Joe Mauer, L (1,2) OBP: 0.483, SLG: 0.748	F7		33 1B					G4-3		4	0	1	1	0	1	1				
33 Justin Morneau, L (1,3) OBP: 0.408, SLG: 0.611	F7		1B						L8	4	0	1	0	0	1	0				
16 Jason Kubel, L (1,9) OBP: 0.374, SLG: 0.556		HR	G4-3						K	4	1	1	1	0	2	2				
24 Joe Crede, R (1,5) OBP: 0.297, SLG: 0.456		K							K	3	0	0	0	1	1	0				
21 Delmon Young, R (1,7) OBP: 0.283, SLG: 0.287		K							F8	3	0	0	0	1	1	0				
22 Carlos Gómez, R (1,8) OBP: 0.279, SLG: 0.297										3	0	1	0	0	2	0				
8 Nick Punto, S (1,4) OBP: 0.303, SLG: 0.225	CS		23 1B							3	1	1	0	0	1	0				
51 Anthony Swarzak, R (1,1)										2	0	0	0	0	2	1				
32 Brian Buscher, L (8,PH) OBP: 0.319, SLG: 0.282										1	0	0	0	0	0	0				
54 Matt Guerrier, R (8,1)										0	0	0	0	0	0	0				
36 Joe Nathan, R (9,1)										0	0	0	0	0	0	0				
<b>Inning Stats</b>	R: 0 E: 0 K: 0 S: 8	H: 0 LOB: 0 BB: 9	R: 1 E: 0 K: 2 S: 13	H: 2 LOB: 0 BB: 18	R: 1 E: 0 K: 1 S: 15	H: 3 LOB: 2 BB: 21	R: 0 E: 0 K: 1 S: 6	H: 0 LOB: 0 BB: 1	R: 0 E: 0 K: 3 S: 11	H: 0 LOB: 1 BB: 1	R: 0 E: 0 K: 2 S: 8	H: 0 LOB: 0 BB: 9	R: 0 E: 0 K: 0 S: 7	H: 0 LOB: 0 BB: 10	R: 0 E: 0 K: 1 S: 7	H: 0 LOB: 0 BB: 10	1B: 4 2B: 0 3B: 0 HR: 1	SF: 0 SAC: 0 DP: 1 HBP: 0	WP: 1 PB: 0 SB: 0 CS: 1	PA: 33
<b>PITCHER</b>	IP WLS BF H R ER SO BB IBB HBP BLK WP HR S P ERA WHIP																			
40 Rich Harden, R (1,1) ERA: 4.53	6.0 L 23 5 2 2 9 2 0 0 0 0 1 1 61 92 3.00 1.167																			
58 Jose Ascanio, R (7,1) ERA: 2.7	1.0 3 0 0 0 2 0 0 0 0 0 0 0 8 9 0.00 0.000																			
45 Sean Marshall, L (8,1) ERA: 4.56	1.0 3 0 0 0 0 0 0 0 0 0 0 0 7 9 0.00 0.000																			
63 Kevin Gregg, R (9,1) ERA: 4.13	1.0 3 0 0 0 1 0 0 0 0 0 0 0 7 10 0.00 0.000																			

AB	30
R	2
H	5
RBI	2
BB	2
SO	12
LOB	6

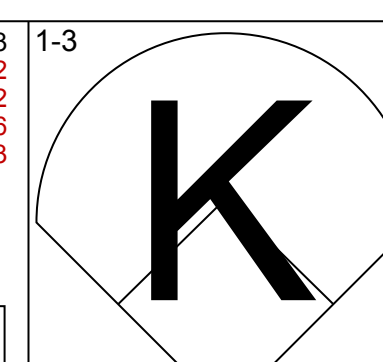
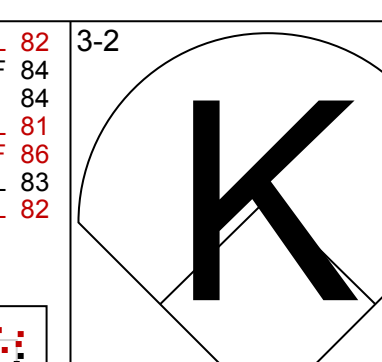
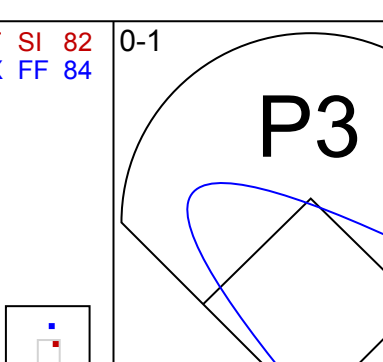
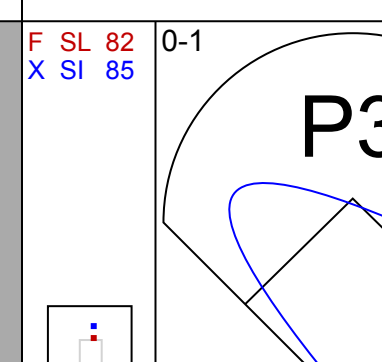
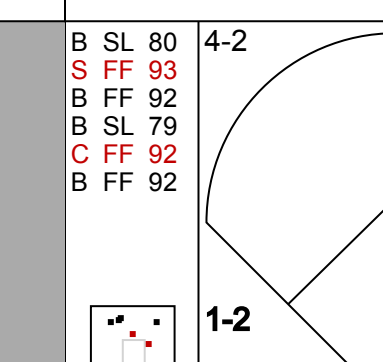
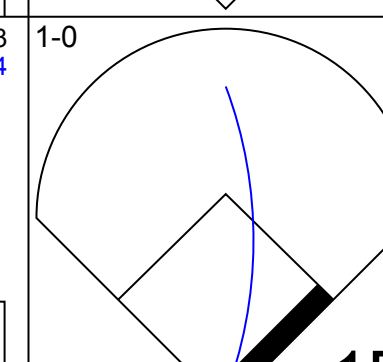
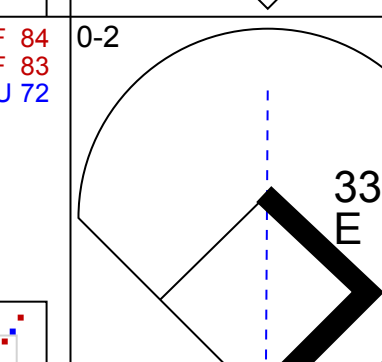
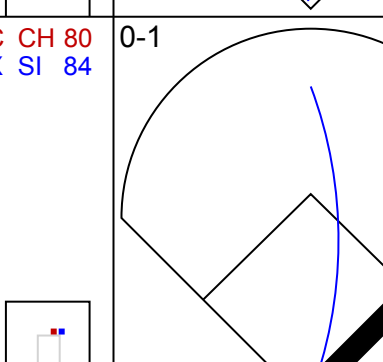
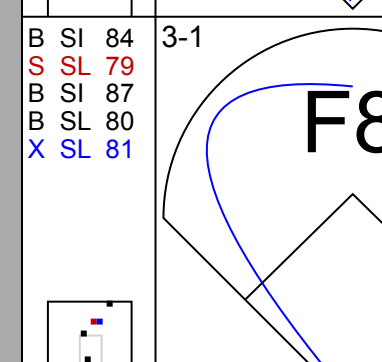
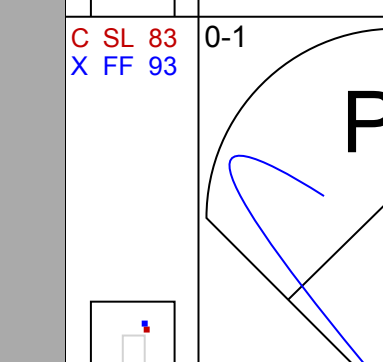
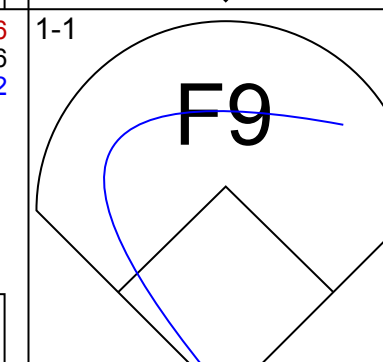
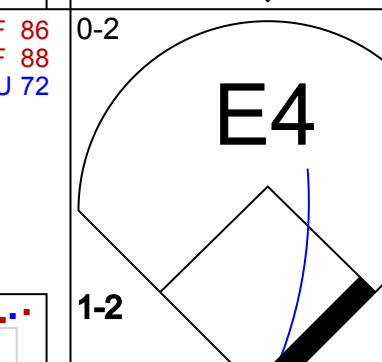
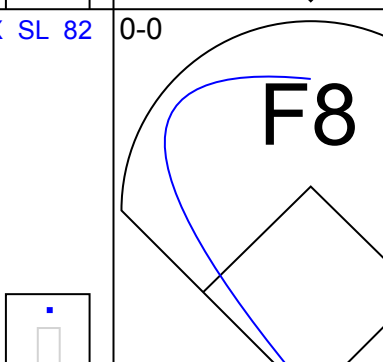
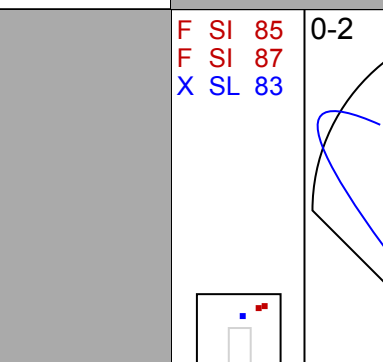
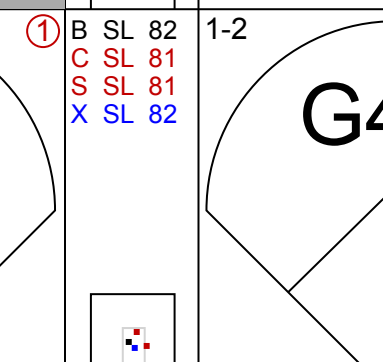
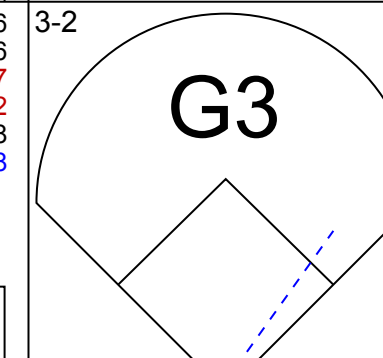
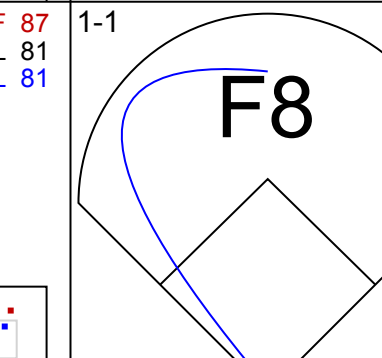
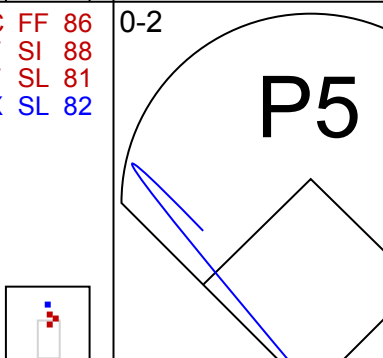
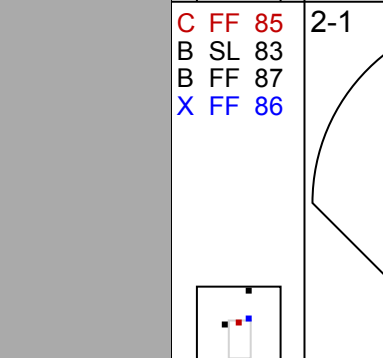
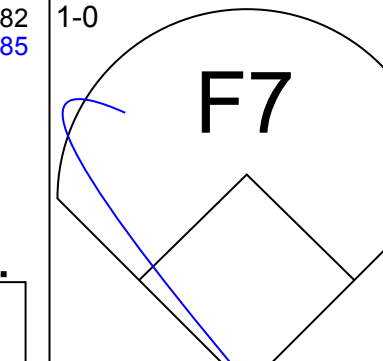
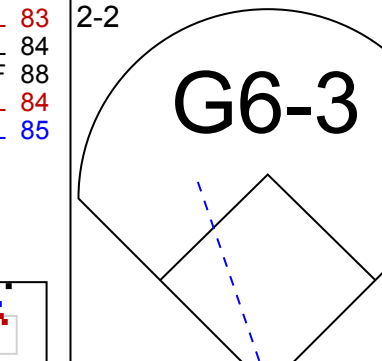
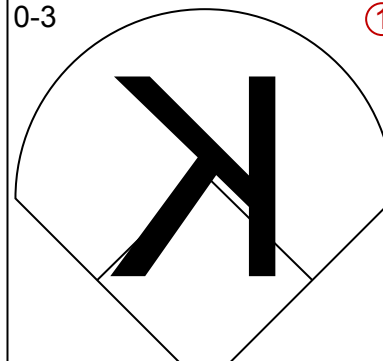
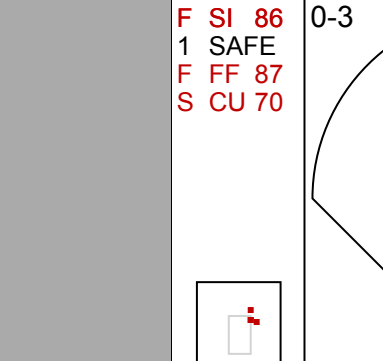
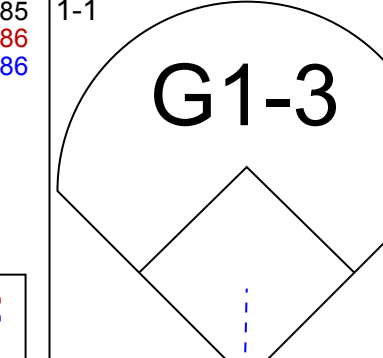
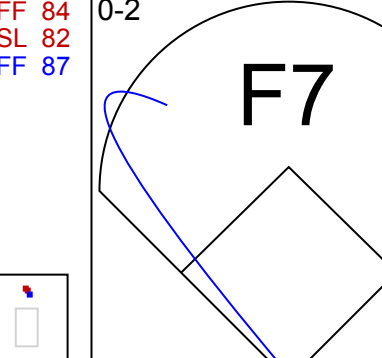
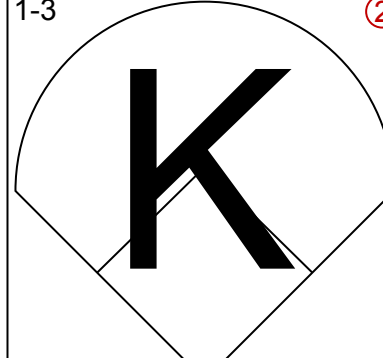
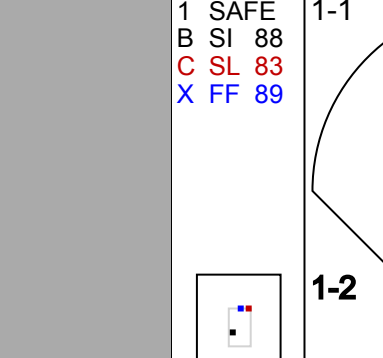
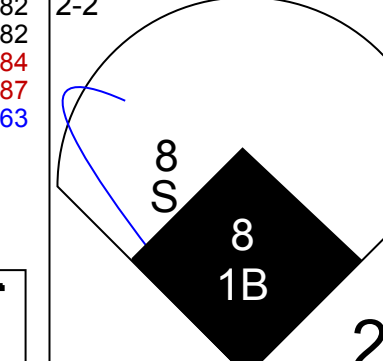
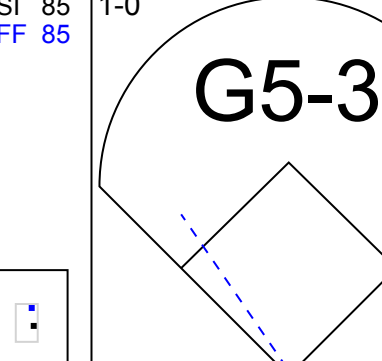
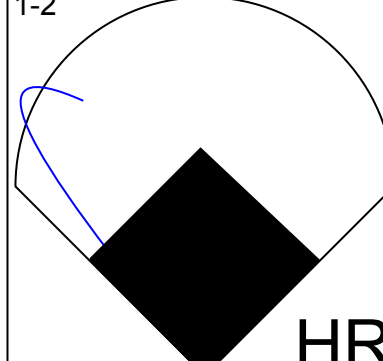
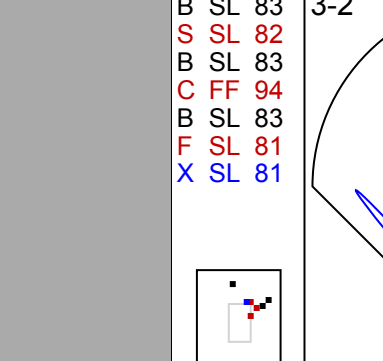
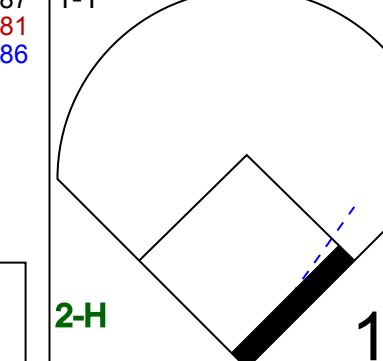

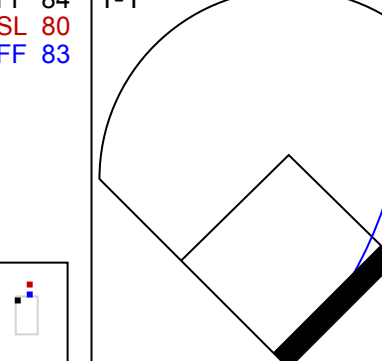
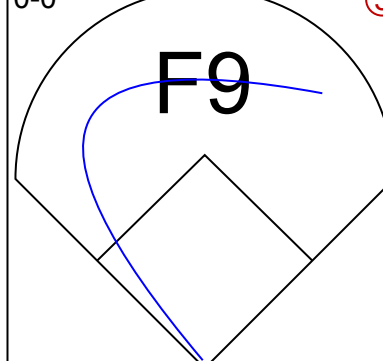
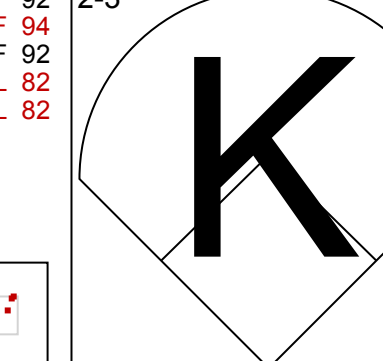
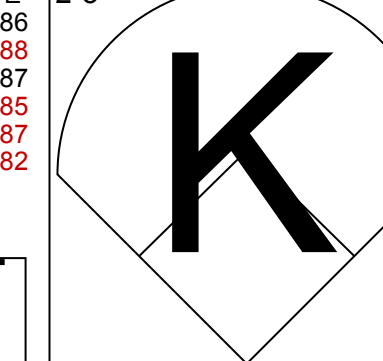
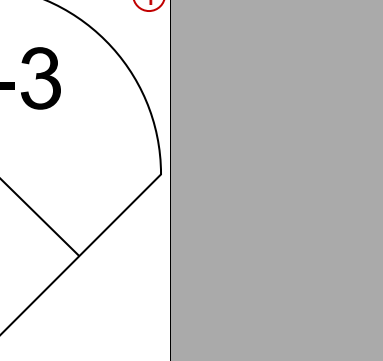
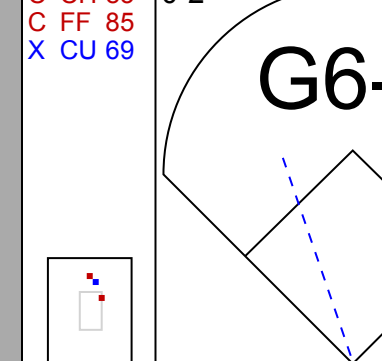
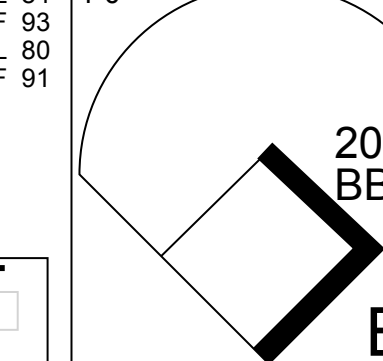



Batter	1	2	3	4	5	6	7	8	9	AB	R	H	RBI	BB	SO	LOB	BOTTOM			
12 Alfonso Soriano, R (1,7) OBP: 0.300, SLG: 0.461	K		G6-3					G5-3		4	0	0	0	0	2	1	<b>Minnesota Twins @ Chicago Cubs</b> Wrigley Field, Chicago, IL Sat Jun 13 2009, 12:05 PM CDT Att: 40,899 - Overcast - 54 F			
17 Mike Fontenot, L (1,5) OBP: 0.325, SLG: 0.402	F8							P6		3	0	0	0	1	0	0				
21 Milton Bradley, S (1,9) OBP: 0.338, SLG: 0.380	L8									3	0	1	0	1	1	1				
25 Derrek Lee, R (1,3) OBP: 0.357, SLG: 0.443		G6-3								4	0	2	0	0	0	1				
18 Geovany Soto, R (1,2) OBP: 0.322, SLG: 0.294										4	0	2	0	0	0	1				
13 Andrés Blanco, S (8,PH) OBP: 0.286, SLG: 0.313		K								3	0	0	0	0	1	2				
1 Kosuke Fukudome, L (1,8) OBP: 0.402, SLG: 0.439		G5-3								4	0	0	0	0	2	4				
2 Ryan Theriot, R (1,6) OBP: 0.340, SLG: 0.427										4	0	1	0	0	2	2				
7 Aaron Miles, S (1,4) OBP: 0.246, SLG: 0.259										3	0	1	0	0	0	1				
40 Rich Harden, L (1,1) OBP: 0.235, SLG: 0.188										1	0	0	0	0	0	0				
58 Jose Ascanio, R (7,1) ERA: 3.9										0	0	0	0	0	0	0				
45 Sean Marshall, L (8,1) OBP: 0.231, SLG: 0.231										0	0	0	0	0	0	0				
6 Micah Hoffpauir, L (8,PH) OBP: 0.308, SLG: 0.432										1	0	0	0	0	0	0				
63 Kevin Gregg, R (9,1) ERA: 1.78										0	0	0	0	0	0	0				
<b>Inning Stats</b>	R: 0 E: 0 K: 1 S: 9	H: 0 LOB: 0 BB: 14	R: 0 E: 0 K: 1 S: 9	H: 0 LOB: 0 BB: 13	R: 0 E: 0 K: 1 S: 8	H: 1 LOB: 1 BB: 0	R: 0 E: 0 K: 1 S: 10	H: 2 LOB: 2 BB: 0	R: 0 E: 0 K: 1 S: 9	H: 0 LOB: 0 BB: 1	R: 0 E: 0 K: 0 S: 9	H: 1 LOB: 0 BB: 12	R: 0 E: 0 K: 1 S: 10	H: 0 LOB: 0 BB: 13	R: 0 E: 0 K: 1 S: 11	H: 1 LOB: 2 BB: 18	1B: 4 2B: 1 3B: 0 HR: 0	SF: 0 SAC: 2 DP: 0 HBP: 0	WP: 0 PB: 0 SB: 0 CS: 0	PA: 34
<b>PITCHER</b>	IP WLS BF H R ER SO BB IBB HBP BLK WP HR S P ERA WHIP																			
51 Anthony Swarzak, R (1,1) ERA: 3.9	7.0 W 26 4 0 0 6 1 0 0 0 0 0 0 10 13 0.00 0.714																			
54 Matt Guerrier, R (8,1) ERA: 3.03	1.0 H 3 0 0 0 1 0 0 0 0 0 0 0 10 13 0.00 0.000																			
36 Joe Nathan, R (9,1) ERA: 1.78	1.0 S 5 1 0 0 1 1 0 0 0 0 0 0 11 18 0.00 2.000																			

AB	30
R	0
H	5
RBI	0
BB	2
SO	8
LOB	12

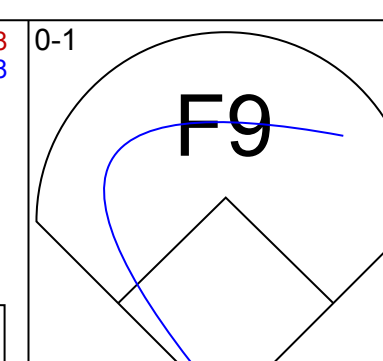
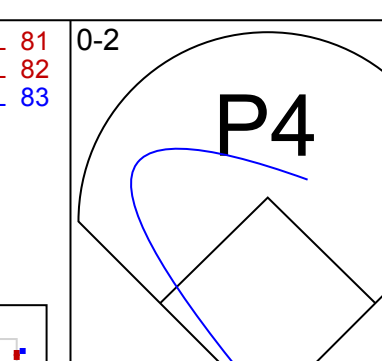
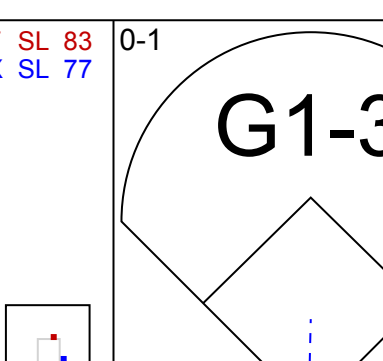
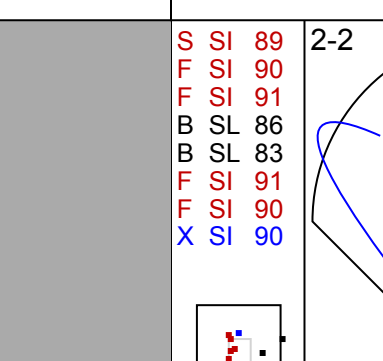
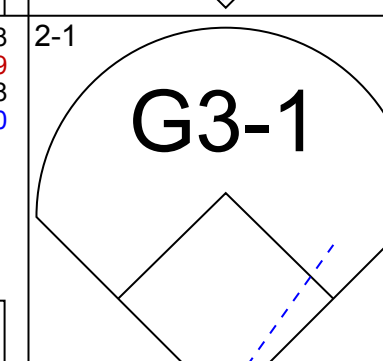
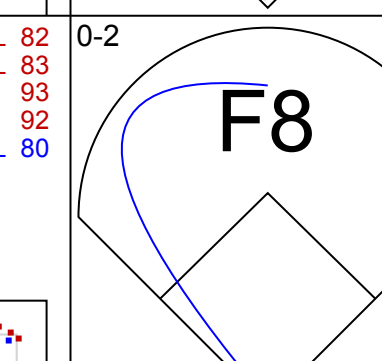
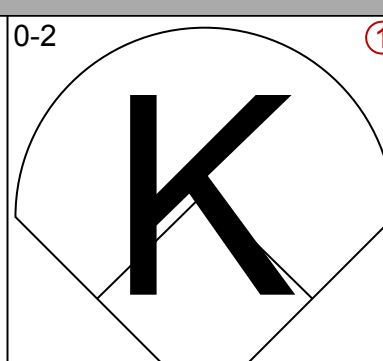
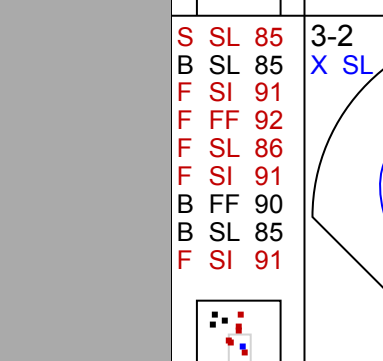
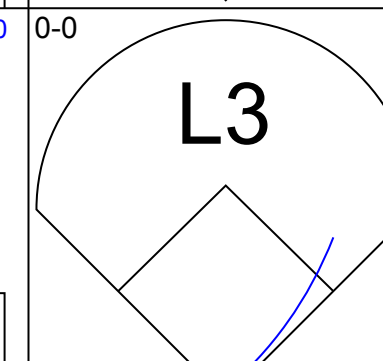
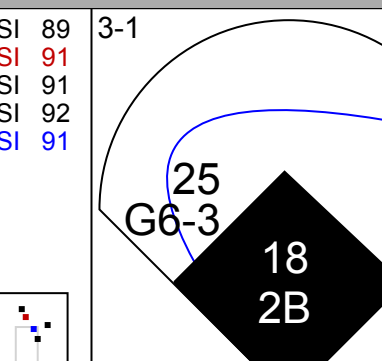
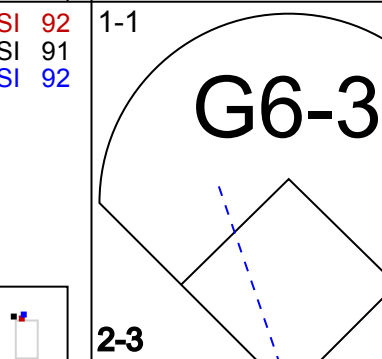
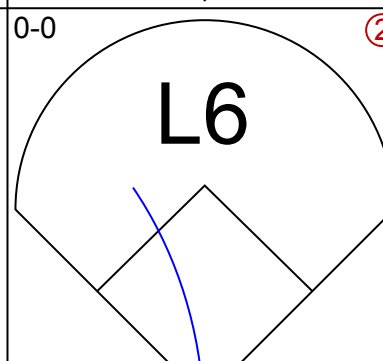
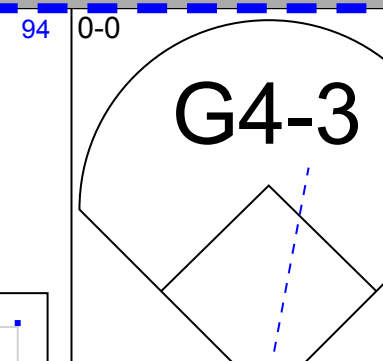
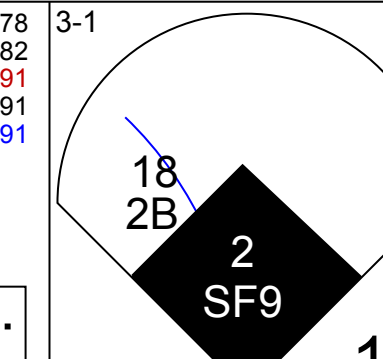


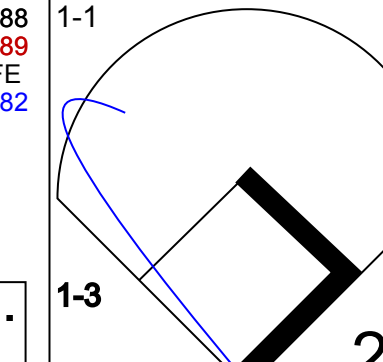
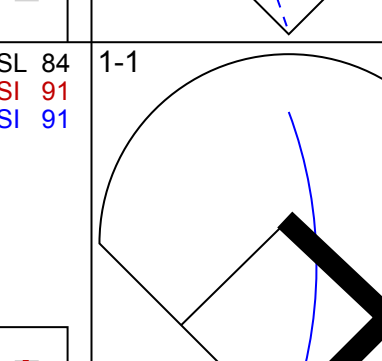
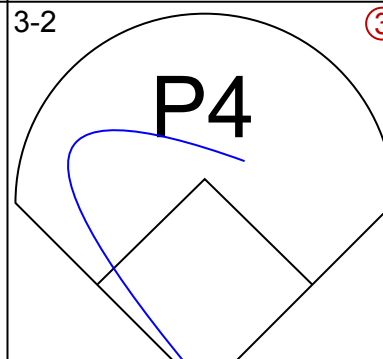
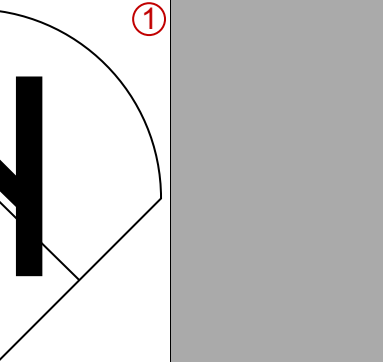
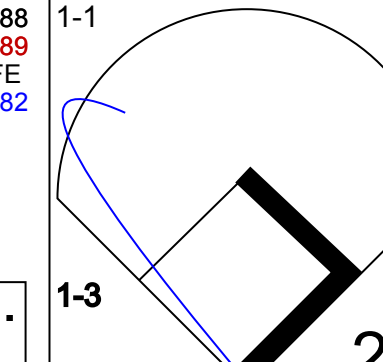

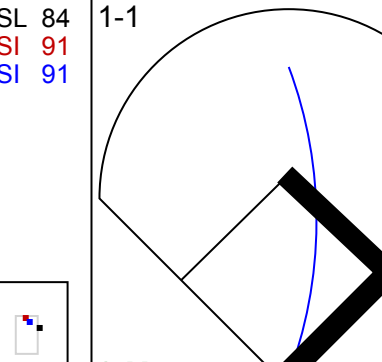
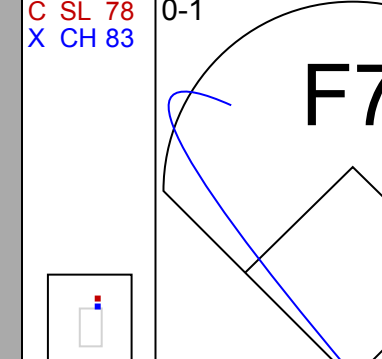

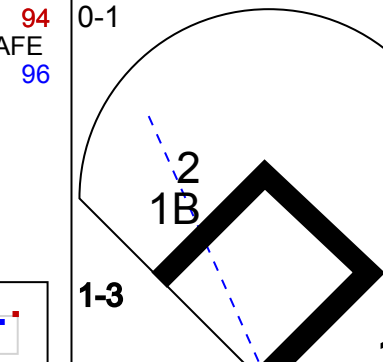
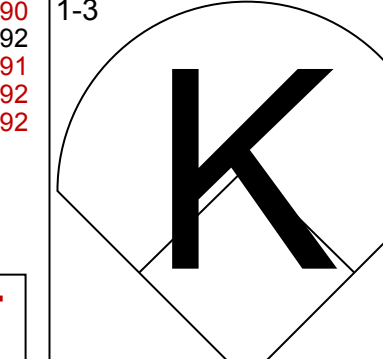

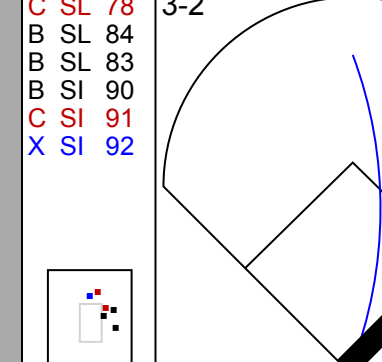

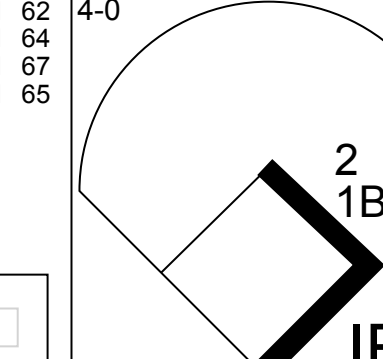
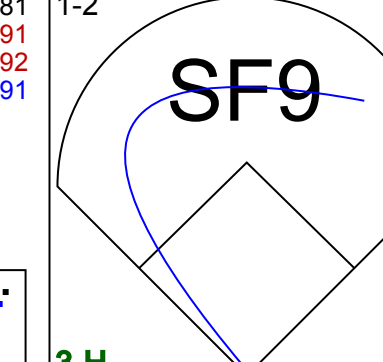
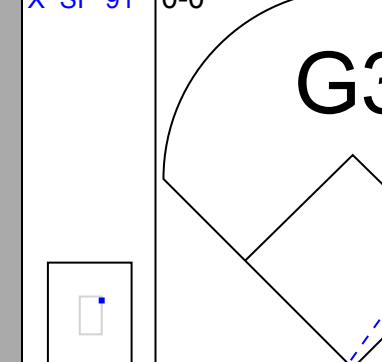


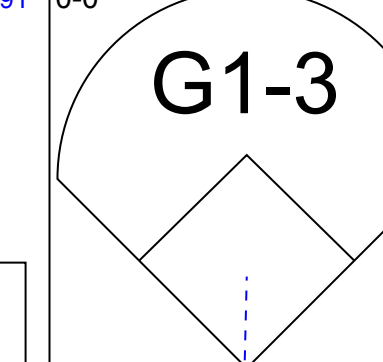
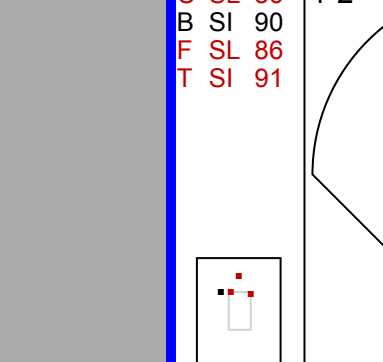
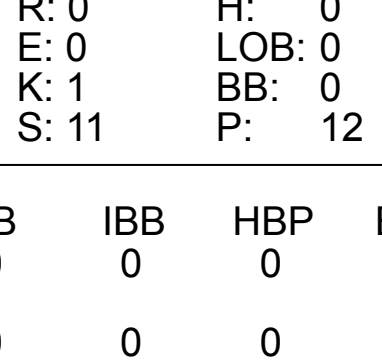




Batter	1	2	3	4	5	6	7	8	9	AB	R	H	RBI	BB	SO	LOB	TOP																		
20 Matt Tolbert, S OBP: 0.270, SLG: 0.237										4	0	0	0	1	2	0	<b>Minnesota Twins @ Chicago Cubs</b> Wrigley Field, Chicago, IL Sun Jun 14 2009, 1:20 PM CDT Att: 40,814 - Sunny - 67 F																		
7 Joe Mauer, L OBP: 0.486, SLG: 0.743										5	0	3	0	0	0	2																			
33 Justin Morneau, L OBP: 0.401, SLG: 0.598										5	0	0	0	0	0	5																			
16 Jason Kubel, L OBP: 0.372, SLG: 0.550										4	0	1	0	0	0	4																			
23 Brendan Harris, R OBP: 0.335, SLG: 0.392										4	0	0	0	0	2	3																			
21 Delmon Young, R OBP: 0.282, SLG: 0.286										4	0	1	0	0	1	0																			
22 Carlos Gómez, R OBP: 0.285, SLG: 0.333										4	2	2	1	0	0	2																			
8 Nick Punto, S OBP: 0.308, SLG: 0.233										4	0	2	1	0	1	0																			
30 Scott Baker, R										3	0	0	0	0	1	2																			
18 Luis Ayala, R										0	0	0	0	0	0	0																			
32 Brian Buscher, L OBP: 0.326, SLG: 0.282										0	0	0	0	1	0	0																			
2B Jesse Crain, R										0	0	0	0	0	0	0																			
<b>Inning Stats</b>	R: 0 E: 0 K: 1 S: 10	H: 1 LOB: 1 BB: 0 P: 16	R: 1 E: 0 K: 1 S: 12	H: 2 LOB: 1 BB: 0 P: 19	R: 0 E: 1 K: 1 S: 15	H: 1 LOB: 2 BB: 0 P: 21	R: 0 E: 0 K: 0 S: 8	H: 1 LOB: 1 BB: 0 P: 11	R: 0 E: 0 K: 0 S: 9	H: 1 LOB: 1 BB: 0 P: 9	R: 1 E: 0 K: 2 S: 10	H: 1 LOB: 0 BB: 0 P: 12	R: 0 E: 0 K: 0 S: 7	H: 0 LOB: 0 BB: 0 P: 10	R: 0 E: 0 K: 1 S: 14	H: 2 LOB: 2 BB: 0 P: 20	R: 0 E: 0 K: 1 S: 10	H: 0 LOB: 2 BB: 2 P: 21	1B: 7 2B: 1 3B: 0 HR: 1	SF: 0 SAC: 0 DP: 0 HBP: 0	WP: 0 PB: 0 SB: 1 CS: 0	PA: 39													
<b>PITCHER</b>	IP WLS BF H R ER SO BB IBB HBP BLK WP HR S P ERA WHIP																																		
30 Ted Lilly, L ERA: 2.94	(1, 1)	7.2	33	9	2	2	6	0	0	0	0	0	0	0	1	81	111	2.35	1.174																
49 Carlos Marmol, R ERA: 3.26	(8, 1)	1.1	W 6	0	0	0	1	2	0	0	0	0	0	0	0	14	28	0.00	1.500																

AB 37  
R 2  
H 9  
RBI 2  
BB 2  
SO 7  
LOB 18



Batter	1	2	3	4	5	6	7	8	9	AB	R	H	RBI	BB	SO	LOB	BOTTOM																		
12 Alfonso Soriano, R OBP: 0.296, SLG: 0.454										4	0	0	0	0	0	0	<b>Minnesota Twins @ Chicago Cubs</b> Wrigley Field, Chicago, IL Sun Jun 14 2009, 1:20 PM CDT Att: 40,814 - Sunny - 67 F																		
1 Kosuke Fukudome, L OBP: 0.394, SLG: 0.429										4	0	0	0	0	1	0																			
21 Milton Bradley, S OBP: 0.335, SLG: 0.383										4	1	1	0	0	0	0																			
25 Derrek Lee, R OBP: 0.360, SLG: 0.444										4	2	2	0	0	0	1																			
18 Geovany Soto, R OBP: 0.332, SLG: 0.318										4	0	3	1	0	1	0																			
17 Mike Fontenot, L OBP: 0.324, SLG: 0.396										3	0	0	0	1	1	3																			
2 Ryan Theriot, R OBP: 0.343, SLG: 0.430										3	0	2	2	0	1	1																			
7 Aaron Miles, S OBP: 0.240, SLG: 0.252										3	0	0	0	0	0	2																			
49 Carlos Marmol, R										0	0	0	0	0	0	0																			
30 Ted Lilly, L OBP: 0.129, SLG: 0.200										2	0	0	0	0	1	0																			
13 Andrés Blanco, S OBP: 0.278, SLG: 0.303										1	0	0	0	0	1	0																			
<b>Inning Stats</b>	R: 0 E: 0 K: 0 S: 5	H: 0 LOB: 0 BB: 0 P: 7	R: 1 E: 0 K: 1 S: 12	H: 2 LOB: 1 BB: 0 P: 18	R: 0 E: 0 K: 1 S: 11	H: 0 LOB: 0 BB: 0 P: 12	R: 1 E: 0 K: 1 S: 14	H: 2 LOB: 1 BB: 0 P: 23	R: 0 E: 0 K: 0 S: 11	H: 0 LOB: 0 BB: 0 P: 14	R: 0 E: 0 K: 1 S: 8	H: 0 LOB: 0 BB: 0 P: 11	R: 0 E: 0 K: 1 S: 9	H: 1 LOB: 0 BB: 0 P: 13	R: 0 E: 0 K: 1 S: 16	H: 0 LOB: 0 BB: 0 P: 22	R: 1 E: 0 K: 0 S: 6	H: 3 LOB: 3 BB: 1 P: 11	1B: 5 2B: 3 3B: 0 HR: 0	SF: 1 SAC: 0 DP: 0 HBP: 0	WP: 0 PB: 0 SB: 0 CS: 0	PA: 34													
<b>PITCHER</b>	IP WLS BF H R ER SO BB IBB HBP BLK WP HR S P ERA WHIP																																		
30 Scott Baker, R ERA: 5.3	(1, 1)	7.0	26	5	2	2	5	0	0	0	0	0	0	0	0	70	98	2.57	0.714																
18 Luis Ayala, R ERA: 3.99	(8, 1)	1.0	3	0	0	0	1	0	0	0	0	0	0	0	16	22	0.00	0.000																	
2B Jesse Crain, R ERA: 8.15	(9, 1)	0.1	L 5	3	1	1	0	0	1	0	0	0	0	6	11	27.00	9.000																		

AB 32  
R 3  
H 8  
RBI 3  
BB 1  
SO 6  
LOB 7

















Batter	1	2	3	4	5	6	7	8	9	10	11	12	13	AB	R	H	RBI	BB	SO	LOB	TOP																																																																																																																																						
11 Jamey Carroll, R OBP: 0.376, SLG: 0.340			F7		F8		K		G4-3		K			6	1	2	0	0	2	3																																																																																																																																							
2 Jhonny Peralta, R OBP: 0.332, SLG: 0.253			L5						K		K			5	1	2	3	1	2	1																																																																																																																																							
41 Victor Martinez, S OBP: 0.412, SLG: 0.543			G6-3											6	0	0	0	0	1	5																																																																																																																																							
17 Shin-Soo Choo, L OBP: 0.414, SLG: 0.462														3	0	1	0	3	2	1																																																																																																																																							
25 Ryan Garko, R OBP: 0.350, SLG: 0.416														3	0	0	0	0	2	2																																																																																																																																							
26 Trevor Crowe, S OBP: 0.254, SLG: 0.210														2	0	0	0	0	0	3																																																																																																																																							
12 Ben Francisco, R OBP: 0.304, SLG: 0.372														5	0	1	0	1	0	1																																																																																																																																							
8 Chris Gimenez, R OBP: 0.289, SLG: 0.289														2	1	0	0	1	1	1																																																																																																																																							
7 Mark DeRosa, R OBP: 0.304, SLG: 0.344														1	0	0	0	0	1	2																																																																																																																																							
40 Matt Herges, L OBP: 0.289, SLG: 0.289														0	0	0	0	0	0	0																																																																																																																																							
29 Jose Ramirez, R OBP: 0.346, SLG: 0.444														0	0	0	0	0	0	0																																																																																																																																							
38 Jose Smith, R OBP: 0.289, SLG: 0.289														0	0	0	0	0	0	0																																																																																																																																							
53 Rafael Perez, L OBP: 0.325, SLG: 0.356														1	0	0	0	0	1	0																																																																																																																																							
1 Luis Valbuena, L OBP: 0.302, SLG: 0.437														5	2	3	2	1	0	1																																																																																																																																							
16 Tomo Ohka, S OBP: 0.289, SLG: 0.289														2	0	0	0	0	1	1																																																																																																																																							
48 Travis Hafner, L OBP: 0.289, SLG: 0.289														1	0	1	0	0	0	0																																																																																																																																							
50 Jensen Lewis, R OBP: 0.325, SLG: 0.356														0	0	0	0	0	0	0																																																																																																																																							
10 Kelly Shoppach, R OBP: 0.325, SLG: 0.356														3	0	0	0	0	1	3																																																																																																																																							
<b>Inning Stats</b>	R: 1 E: 0 K: 1 S: 17	H: 2 LOB: 1 BB: 0 P: 20	R: 0 E: 0 K: 1 S: 10	H: 1 LOB: 1 BB: 0 P: 14	R: 0 E: 0 K: 1 S: 7	H: 1 LOB: 0 BB: 0 P: 11	R: 1 E: 0 K: 2 S: 11	H: 1 LOB: 0 BB: 0 P: 14	R: 1 E: 0 K: 2 S: 22	H: 2 LOB: 3 BB: 2 P: 40	R: 0 E: 0 K: 1 S: 13	H: 0 LOB: 2 BB: 3 P: 28	R: 0 E: 0 K: 1 S: 14	H: 1 LOB: 2 BB: 1 P: 24	R: 0 E: 0 K: 1 S: 10	H: 0 LOB: 0 BB: 0 P: 14	R: 0 E: 0 K: 1 S: 11	H: 0 LOB: 0 BB: 1 P: 16	R: 1 E: 0 K: 1 S: 9	H: 1 LOB: 0 BB: 0 P: 13	1B: 4 2B: 3 3B: 0 HR: 3	SF: 0 SAC: 1 DP: 2 HBP: 0	WP: 0 PB: 0 SB: 0 CS: 0	PA: 54																																																																																																																																			
<b>PITCHER</b>	IP: 6.0 WLS: 23 BF: 6 H: 3 ER: 3 SO: 6 ERA: 3.04	IP: 7.1 WLS: 3 BF: 1 H: 1 ER: 1 SO: 6 ERA: 3.07	IP: 7.1 WLS: 1 BF: 1 H: 0 ER: 0 SO: 0 ERA: 4.53	IP: 7.1 WLS: 3 BF: 0 H: 0 ER: 0 SO: 2 ERA: 3.58	IP: 8.1 WLS: 11 BF: 1 H: 0 ER: 0 SO: 3 ERA: 4.06	IP: 10.1 WLS: 6 BF: 0 H: 0 ER: 0 SO: 2 ERA: 2.53	IP: 12.1 WLS: 3 BF: 0 H: 0 ER: 0 SO: 0 ERA: 3.73	IP: 13.1 WLS: 4 BF: 1 H: 1 ER: 1 SO: 1 ERA: 5.75	IP: 17.0 WLS: 23 BF: 0 H: 0 ER: 0 SO: 17 ERA: 0.00	IP: 23.0 WLS: 23 BF: 0 H: 0 ER: 0 SO: 23 ERA: 0.00	IP: 27.0 WLS: 23 BF: 0 H: 0 ER: 0 SO: 23 ERA: 0.00	IP: 40.0 WLS: 17 BF: 0 H: 0 ER: 0 SO: 17 ERA: 0.00	IP: 46.0 WLS: 16 BF: 0 H: 0 ER: 0 SO: 16 ERA: 0.00	IP: 54.0 WLS: 13 BF: 0 H: 0 ER: 0 SO: 13 ERA: 9.00	IP: 60.0 WLS: 9 BF: 0 H: 0 ER: 0 SO: 9 ERA: 9.00	IP: 67.0 WLS: 7 BF: 0 H: 0 ER: 0 SO: 7 ERA: 9.00	IP: 74.0 WLS: 6 BF: 0 H: 0 ER: 0 SO: 6 ERA: 9.00	IP: 81.0 WLS: 5 BF: 0 H: 0 ER: 0 SO: 5 ERA: 9.00	IP: 88.0 WLS: 4 BF: 0 H: 0 ER: 0 SO: 4 ERA: 9.00	IP: 95.0 WLS: 3 BF: 0 H: 0 ER: 0 SO: 3 ERA: 9.00	IP: 102.0 WLS: 2 BF: 0 H: 0 ER: 0 SO: 2 ERA: 9.00	IP: 109.0 WLS: 1 BF: 0 H: 0 ER: 0 SO: 1 ERA: 9.00	IP: 116.0 WLS: 0 BF: 0 H: 0 ER: 0 SO: 0 ERA: 9.00	IP: 123.0 WLS: 0 BF: 0 H: 0 ER: 0 SO: 0 ERA: 9.00	IP: 130.0 WLS: 0 BF: 0 H: 0 ER: 0 SO: 0 ERA: 9.00	IP: 137.0 WLS: 0 BF: 0 H: 0 ER: 0 SO: 0 ERA: 9.00	IP: 144.0 WLS: 0 BF: 0 H: 0 ER: 0 SO: 0 ERA: 9.00	IP: 151.0 WLS: 0 BF: 0 H: 0 ER: 0 SO: 0 ERA: 9.00	IP: 158.0 WLS: 0 BF: 0 H: 0 ER: 0 SO: 0 ERA: 9.00	IP: 165.0 WLS: 0 BF: 0 H: 0 ER: 0 SO: 0 ERA: 9.00	IP: 172.0 WLS: 0 BF: 0 H: 0 ER: 0 SO: 0 ERA: 9.00	IP: 179.0 WLS: 0 BF: 0 H: 0 ER: 0 SO: 0 ERA: 9.00	IP: 186.0 WLS: 0 BF: 0 H: 0 ER: 0 SO: 0 ERA: 9.00	IP: 193.0 WLS: 0 BF: 0 H: 0 ER: 0 SO: 0 ERA: 9.00	IP: 200.0 WLS: 0 BF: 0 H: 0 ER: 0 SO: 0 ERA: 9.00	IP: 207.0 WLS: 0 BF: 0 H: 0 ER: 0 SO: 0 ERA: 9.00	IP: 214.0 WLS: 0 BF: 0 H: 0 ER: 0 SO: 0 ERA: 9.00	IP: 221.0 WLS: 0 BF: 0 H: 0 ER: 0 SO: 0 ERA: 9.00	IP: 228.0 WLS: 0 BF: 0 H: 0 ER: 0 SO: 0 ERA: 9.00	IP: 235.0 WLS: 0 BF: 0 H: 0 ER: 0 SO: 0 ERA: 9.00	IP: 242.0 WLS: 0 BF: 0 H: 0 ER: 0 SO: 0 ERA: 9.00	IP: 249.0 WLS: 0 BF: 0 H: 0 ER: 0 SO: 0 ERA: 9.00	IP: 256.0 WLS: 0 BF: 0 H: 0 ER: 0 SO: 0 ERA: 9.00	IP: 263.0 WLS: 0 BF: 0 H: 0 ER: 0 SO: 0 ERA: 9.00	IP: 270.0 WLS: 0 BF: 0 H: 0 ER: 0 SO: 0 ERA: 9.00	IP: 277.0 WLS: 0 BF: 0 H: 0 ER: 0 SO: 0 ERA: 9.00	IP: 284.0 WLS: 0 BF: 0 H: 0 ER: 0 SO: 0 ERA: 9.00	IP: 291.0 WLS: 0 BF: 0 H: 0 ER: 0 SO: 0 ERA: 9.00	IP: 298.0 WLS: 0 BF: 0 H: 0 ER: 0 SO: 0 ERA: 9.00	IP: 305.0 WLS: 0 BF: 0 H: 0 ER: 0 SO: 0 ERA: 9.00	IP: 312.0 WLS: 0 BF: 0 H: 0 ER: 0 SO: 0 ERA: 9.00	IP: 319.0 WLS: 0 BF: 0 H: 0 ER: 0 SO: 0 ERA: 9.00	IP: 326.0 WLS: 0 BF: 0 H: 0 ER: 0 SO: 0 ERA: 9.00	IP: 333.0 WLS: 0 BF: 0 H: 0 ER: 0 SO: 0 ERA: 9.00	IP: 340.0 WLS: 0 BF: 0 H: 0 ER: 0 SO: 0 ERA: 9.00	IP: 347.0 WLS: 0 BF: 0 H: 0 ER: 0 SO: 0 ERA: 9.00	IP: 354.0 WLS: 0 BF: 0 H: 0 ER: 0 SO: 0 ERA: 9.00	IP: 361.0 WLS: 0 BF: 0 H: 0 ER: 0 SO: 0 ERA: 9.00	IP: 368.0 WLS: 0 BF: 0 H: 0 ER: 0 SO: 0 ERA: 9.00	IP: 375.0 WLS: 0 BF: 0 H: 0 ER: 0 SO: 0 ERA: 9.00	IP: 382.0 WLS: 0 BF: 0 H: 0 ER: 0 SO: 0 ERA: 9.00	IP: 389.0 WLS: 0 BF: 0 H: 0 ER: 0 SO: 0 ERA: 9.00	IP: 396.0 WLS: 0 BF: 0 H: 0 ER: 0 SO: 0 ERA: 9.00	IP: 403.0 WLS: 0 BF: 0 H: 0 ER: 0 SO: 0 ERA: 9.00	IP: 410.0 WLS: 0 BF: 0 H: 0 ER: 0 SO: 0 ERA: 9.00	IP: 417.0 WLS: 0 BF: 0 H: 0 ER: 0 SO: 0 ERA: 9.00	IP: 424.0 WLS: 0 BF: 0 H: 0 ER: 0 SO: 0 ERA: 9.00	IP: 431.0 WLS: 0 BF: 0 H: 0 ER: 0 SO: 0 ERA: 9.00	IP: 438.0 WLS: 0 BF: 0 H: 0 ER: 0 SO: 0 ERA: 9.00	IP: 445.0 WLS: 0 BF: 0 H: 0 ER: 0 SO: 0 ERA: 9.00	IP: 452.0 WLS: 0 BF: 0 H: 0 ER: 0 SO: 0 ERA: 9.00	IP: 459.0 WLS: 0 BF: 0 H: 0 ER: 0 SO: 0 ERA: 9.00	IP: 466.0 WLS: 0 BF: 0 H: 0 ER: 0 SO: 0 ERA: 9.00	IP: 473.0 WLS: 0 BF: 0 H: 0 ER: 0 SO: 0 ERA: 9.00	IP: 480.0 WLS: 0 BF: 0 H: 0 ER: 0 SO: 0 ERA: 9.00	IP: 487.0 WLS: 0 BF: 0 H: 0 ER: 0 SO: 0 ERA: 9.00	IP: 494.0 WLS: 0 BF: 0 H: 0 ER: 0 SO: 0 ERA: 9.00	IP: 501.0 WLS: 0 BF: 0 H: 0 ER: 0 SO: 0 ERA: 9.00	IP: 508.0 WLS: 0 BF: 0 H: 0 ER: 0 SO: 0 ERA: 9.00	IP: 515.0 WLS: 0 BF: 0 H: 0 ER: 0 SO: 0 ERA: 9.00	IP: 522.0 WLS: 0 BF: 0 H: 0 ER: 0 SO: 0 ERA: 9.00	IP: 529.0 WLS: 0 BF: 0 H: 0 ER: 0 SO: 0 ERA: 9.00	IP: 536.0 WLS: 0 BF: 0 H: 0 ER: 0 SO: 0 ERA: 9.00	IP: 543.0 WLS: 0 BF: 0 H: 0 ER: 0 SO: 0 ERA: 9.00	IP: 550.0 WLS: 0 BF: 0 H: 0 ER: 0 SO: 0 ERA: 9.00	IP: 557.0 WLS: 0 BF: 0 H: 0 ER: 0 SO: 0 ERA: 9.00	IP: 564.0 WLS: 0 BF: 0 H: 0 ER: 0 SO: 0 ERA: 9.00	IP: 571.0 WLS: 0 BF: 0 H: 0 ER: 0 SO: 0 ERA: 9.00	IP: 578.0 WLS: 0 BF: 0 H: 0 ER: 0 SO: 0 ERA: 9.00	IP: 585.0 WLS: 0 BF: 0 H: 0 ER: 0 SO: 0 ERA: 9.00	IP: 592.0 WLS: 0 BF: 0 H: 0 ER: 0 SO: 0 ERA: 9.00	IP: 599.0 WLS: 0 BF: 0 H: 0 ER: 0 SO: 0 ERA: 9.00	IP: 606.0 WLS: 0 BF: 0 H: 0 ER: 0 SO: 0 ERA: 9.00	IP: 613.0 WLS: 0 BF: 0 H: 0 ER: 0 SO: 0 ERA: 9.00	IP: 620.0 WLS: 0 BF: 0 H: 0 ER: 0 SO: 0 ERA: 9.00	IP: 627.0 WLS: 0 BF: 0 H: 0 ER: 0 SO: 0 ERA: 9.00	IP: 634.0 WLS: 0 BF: 0 H: 0 ER: 0 SO: 0 ERA: 9.00	IP: 641.0 WLS: 0 BF: 0 H: 0 ER: 0 SO: 0 ERA: 9.00	IP: 648.0 WLS: 0 BF: 0 H: 0 ER: 0 SO: 0 ERA: 9.00	IP: 655.0 WLS: 0 BF: 0 H: 0 ER: 0 SO: 0 ERA: 9.00	IP: 662.0 WLS: 0 BF: 0 H: 0 ER: 0 SO: 0 ERA: 9.00	IP: 669.0 WLS: 0 BF: 0 H: 0 ER: 0 SO: 0 ERA: 9.00	IP: 676.0 WLS: 0 BF: 0 H: 0 ER: 0 SO: 0 ERA: 9.00	IP: 683.0 WLS: 0 BF: 0 H: 0 ER: 0 SO: 0 ERA: 9.00	IP: 690.0 WLS: 0 BF: 0 H: 0 ER: 0 SO: 0 ERA: 9.00	IP: 697.0 WLS: 0 BF: 0 H: 0 ER: 0 SO: 0 ERA: 9.00	IP: 704.0 WLS: 0 BF: 0 H: 0 ER: 0 SO: 0 ERA: 9.00	IP: 711.0 WLS: 0 BF: 0 H: 0 ER: 0 SO: 0 ERA: 9.00	IP: 718.0 WLS: 0 BF: 0 H: 0 ER: 0 SO: 0 ERA: 9.00	IP: 725.0 WLS: 0 BF: 0 H: 0 ER: 0 SO: 0 ERA: 9.00	IP: 732.0 WLS: 0 BF: 0 H: 0 ER: 0 SO: 0 ERA: 9.00	IP: 739.0 WLS: 0 BF: 0 H: 0 ER: 0 SO: 0 ERA: 9.00	IP: 746.0 WLS: 0 BF: 0 H: 0 ER: 0 SO: 0 ERA: 9.00	IP: 753.0 WLS: 0 BF: 0 H: 0 ER: 0 SO: 0 ERA: 9.00	IP: 760.0 WLS: 0 BF: 0 H: 0 ER: 0 SO: 0 ERA: 9.00	IP: 767.0 WLS: 0 BF: 0 H: 0 ER: 0 SO: 0 ERA: 9.00	IP: 774.0 WLS: 0 BF: 0 H: 0 ER: 0 SO: 0 ERA: 9.00	IP: 781.0 WLS: 0 BF: 0 H: 0 ER: 0 SO: 0 ERA: 9.00	IP: 788.0 WLS: 0 BF: 0 H: 0 ER: 0 SO: 0 ERA: 9.00	IP: 795.0 WLS: 0 BF: 0 H: 0 ER: 0 SO: 0 ERA: 9.00	IP: 802.0 WLS: 0 BF: 0 H: 0 ER: 0 SO: 0 ERA: 9.00	IP: 809.0 WLS: 0 BF: 0 H: 0 ER: 0 SO: 0 ERA: 9.00	IP: 816.0 WLS: 0 BF: 0 H: 0 ER: 0 SO: 0 ERA: 9.00	IP: 823.0 WLS: 0 BF: 0 H: 0 ER: 0 SO: 0 ERA: 9.00	IP: 830.0 WLS: 0 BF: 0 H: 0 ER: 0 SO: 0 ERA: 9.00	IP: 837.0 WLS: 0 BF: 0 H: 0 ER: 0 SO: 0 ERA: 9.00	IP: 844.0 WLS: 0 BF: 0 H: 0 ER: 0 SO: 0 ERA: 9.00	IP: 851.0 WLS: 0 BF: 0 H: 0 ER: 0 SO: 0 ERA: 9.00	IP: 858.0 WLS: 0 BF: 0 H: 0 ER: 0 SO: 0 ERA: 9.00	IP: 865.0 WLS: 0 BF: 0 H: 0 ER: 0 SO: 0 ERA: 9.00	IP: 872.0 WLS: 0 BF: 0 H: 0 ER: 0 SO: 0 ERA: 9.00	IP: 879.0 WLS: 0 BF: 0 H: 0 ER: 0 SO: 0 ERA: 9.00	IP: 886.0 WLS: 0 BF: 0 H: 0 ER: 0 SO: 0 ERA: 9.00	IP: 893.0 WLS: 0 BF: 0 H: 0 ER: 0 SO: 0 ERA: 9.00	IP: 900.0 WLS: 0 BF: 0 H: 0 ER: 0 SO: 0 ERA: 9.00	IP: 907.0 WLS: 0 BF: 0 H: 0 ER: 0 SO: 0 ERA: 9.00	IP: 914.0 WLS: 0 BF: 0 H: 0 ER: 0 SO: 0 ERA: 9.00	IP: 921.0 WLS: 0 BF: 0 H: 0 ER: 0 SO: 0 ERA: 9.00	IP: 928.0 WLS: 0 BF: 0 H: 0 ER: 0 SO: 0 ERA: 9.00	IP: 935.0 WLS: 0 BF: 0 H: 0 ER: 0 SO: 0 ERA: 9.00	IP: 942.0 WLS: 0 BF: 0 H: 0 ER: 0 SO: 0 ERA: 9.00	IP: 949.0 WLS: 0 BF: 0 H: 0 ER: 0 SO: 0 ERA: 9.00	IP: 956.0 WLS: 0 BF: 0 H: 0 ER: 0 SO: 0 ERA: 9.00	IP: 963.0 WLS: 0 BF: 0 H: 0 ER: 0 SO: 0 ERA: 9.00	IP: 970.0 WLS: 0 BF: 0 H: 0 ER: 0 SO: 0 ERA: 9.00	IP: 977.0 WLS: 0 BF: 0 H: 0 ER: 0 SO: 0 ERA: 9.00	IP: 984.0 WLS: 0 BF: 0 H: 0 ER: 0 SO: 0 ERA: 9.00	IP: 991.0 WLS: 0 BF: 0 H: 0 ER: 0 SO: 0 ERA: 9.00	IP: 998.0 WLS: 0 BF: 0 H: 0 ER: 0 SO: 0 ERA: 9.00	IP: 1005.0 WLS: 0 BF: 0 H: 0 ER: 0 SO: 0 ERA: 9.00	IP: 1012.0 WLS: 0 BF: 0 H: 0 ER: 0 SO: 0 ERA: 9.00	IP: 1019.0 WLS: 0 BF: 0 H: 0 ER: 0 SO: 0 ERA: 9.00	IP: 1026.0 WLS: 0 BF: 0 H: 0 ER: 0 SO: 0 ERA: 9.00	IP: 1033.0 WLS: 0 BF: 0 H: 0 ER: 0 SO: 0 ERA: 9.00	IP: 1040.0 WLS: 0 BF: 0 H: 0 ER:



Batter	1	2	3	4	5	6	7	8	9	AB	R	H	RBI	BB	SO	LOB	TOP					
11 Jamey Carroll, R OBP: 0.389, SLG: 0.371										3	1	2	0	0	0	2	<b>Cleveland Indians @ Chicago Cubs</b> Wrigley Field, Chicago, IL Sun Jun 21 2009, 1:20 PM CDT Att: 40,866 - Overcast - 71 F					
7 Mark DeRosa, R OBP: 0.347, SLG: 0.470										3	0	0	1	0	3	3						
41 Victor Martinez, S OBP: 0.407, SLG: 0.535										4	0	0	0	0	0	0						
17 Shin-Soo Choo, L OBP: 0.408, SLG: 0.454										4	0	0	0	0	0	0						
2 Jhonny Peralta, R OBP: 0.331, SLG: 0.349										3	0	0	0	1	1	0						
1 Luis Valbuena, L OBP: 0.308, SLG: 0.439										4	1	2	0	0	1	1						
8 Chris Gimenez, R OBP: 0.333, SLG: 0.550										3	0	1	0	1	0	1						
12 Ben Francisco, R OBP: 0.303, SLG: 0.370										4	0	1	0	0	1	3						
45 Jeremy Sowers, L OBP: 0.250, SLG: 0.215										2	0	0	0	0	0	1						
20 Mike Gosling, L OBP: 0.400, SLG: 0.596										0	0	0	0	0	0	0						
48 Travis Hafner, L OBP: 0.400, SLG: 0.596										1	0	1	1	0	0	0						
50 Jensen Lewis, R OBP: 0.250, SLG: 0.215										0	0	0	0	0	0	0						
26 Trevor Crowe, S OBP: 0.250, SLG: 0.215										1	0	0	0	0	0	2						
<b>Inning Stats</b>	R: 0 E: 0 K: 1 S: 8	H: 1 LOB: 0 BB: 0 P: 13	R: 0 E: 0 K: 1 S: 8	H: 0 LOB: 0 BB: 0 P: 11	R: 0 E: 0 K: 1 S: 11	H: 1 LOB: 2 BB: 0 P: 19	R: 0 E: 0 K: 0 S: 9	H: 0 LOB: 1 BB: 0 P: 16	R: 0 E: 0 K: 0 S: 7	H: 0 LOB: 0 BB: 0 P: 12	R: 1 E: 0 K: 0 S: 6	H: 1 LOB: 0 BB: 0 P: 9	R: 1 E: 0 K: 0 S: 15	H: 3 LOB: 2 BB: 0 P: 24	R: 0 E: 0 K: 1 S: 13	H: 0 LOB: 0 BB: 0 P: 16	S: 15	H: 1 LOB: 2 BB: 1 P: 27	1B: 5 2B: 2 3B: 1 HR: 0	SF: 1 SAC: 0 DP: 1 HBP: 1	WP: 1 PB: 0 SB: 0 CS: 1	PA: 36
<b>PITCHER</b>	IP WLS BF H R ER SO BB IBB HBP BLK WP HR S P ERA WHIP																					
36 Randy Wells, R ERA: 2.57	6.2 W 26 5 2 2 3 1 0 1 0 0 0 60 98 2.70 0.900																					
45 Sean Marshall, L ERA: 4.42	1.1 5 1 0 0 1 0 0 0 0 0 0 17 22 0.00 0.750																					
58 Jose Ascanio, R ERA: 3.0	0.1 3 1 0 0 1 1 0 0 0 0 0 0 7 15 0.00 6.000																					
63 Kevin Gregg, R ERA: 3.66	0.2 S 2 0 0 0 1 0 0 0 0 0 1 0 8 12 0.00 0.000																					

Batter	1	2	3	4	5	6	7	8	9	AB	R	H	RBI	BB	SO	LOB	BOTTOM			
12 Alfonso Soriano, R OBP: 0.291, SLG: 0.430										5	1	1	0	0	1	1	<b>Cleveland Indians @ Chicago Cubs</b> Wrigley Field, Chicago, IL Sun Jun 21 2009, 1:20 PM CDT Att: 40,866 - Overcast - 71 F			
2 Ryan Theriot, R OBP: 0.339, SLG: 0.421										2	1	1	0	1	0	0				
21 Milton Bradley, S OBP: 0.353, SLG: 0.398										3	1	2	0	0	0	1				
25 Derrek Lee, R OBP: 0.363, SLG: 0.498										4	1	1	1	0	1	3				
18 Geovany Soto, R OBP: 0.343, SLG: 0.355										2	1	1	2	2	0	0				
5 Jake Fox, R OBP: 0.320, SLG: 0.429										3	0	1	3	0	0	0				
17 Mike Fontenot, L OBP: 0.318, SLG: 0.382										0	0	0	0	0	0	0				
1 Kosuke Fukudome, L OBP: 0.397, SLG: 0.429										3	0	0	0	1	1	2				
13 Andrés Blanco, S OBP: 0.296, SLG: 0.286										3	0	1	0	1	0	3				
36 Randy Wells, R OBP: 0.200, SLG: 0.200										3	1	1	0	0	0	3				
45 Sean Marshall, L OBP: 0.231, SLG: 0.231										0	0	0	0	0	0	0				
6 Micah Hoffpauir, L OBP: 0.306, SLG: 0.452										1	0	0	0	0	0	1				
58 Jose Ascanio, R OBP: 0.306, SLG: 0.452										0	0	0	0	0	0	0				
63 Kevin Gregg, R OBP: 0.250, SLG: 0.215										0	0	0	0	0	0	0				
<b>Inning Stats</b>	R: 0 E: 0 K: 1 S: 7	H: 1 LOB: 0 BB: 0 P: 9	R: 1 E: 0 K: 0 S: 4	H: 1 LOB: 0 BB: 0 P: 9	R: 0 E: 0 K: 0 S: 7	H: 0 LOB: 0 BB: 0 P: 9	R: 1 E: 0 K: 0 S: 13	H: 1 LOB: 3 BB: 3 P: 26	R: 4 E: 0 K: 1 S: 15	H: 4 LOB: 3 BB: 2 P: 34	R: 0 E: 0 K: 1 S: 9	H: 1 LOB: 1 BB: 0 P: 11	R: 0 E: 0 K: 0 S: 8	H: 0 LOB: 0 BB: 0 P: 13	R: 0 E: 0 K: 0 S: 7	H: 1 LOB: 0 BB: 0 P: 10	1B: 4 2B: 5 3B: 0 HR: 1	SF: 1 SAC: 1 DP: 2 HBP: 1	WP: 0 PB: 0 SB: 1 CS: 0	PA: 37
<b>PITCHER</b>	IP WLS BF H R ER SO BB IBB HBP BLK WP HR S P ERA WHIP																			
45 Jeremy Sowers, L ERA: 5.95	4.1 L 24 7 6 6 1 0 0 3 1 1 0 0 0 42 77 12.46 2.308																			
20 Mike Gosling, L ERA: 5.11	1.2 7 1 0 0 2 0 1 0 0 0 0 0 13 21 0.00 0.600																			
50 Jensen Lewis, R ERA: 5.11	2.0 6 1 0 0 0 0 0 0 0 0 0 0 15 23 0.00 0.500																			



Batter	1	2	3	4	5	6	7	8	9	AB	R	H	RBI	BB	SO	LOB	TOP			
2 Ryan Theriot, R OBP: 0.340, SLG: 0.420										5	0	2	0	0	1	2	<b>Chicago Cubs @ Atlanta Braves</b> Turner Field, Atlanta, GA Mon Jun 22 2009, 7:10 PM EDT Att: 31,701 - Cloudy - 77 F			
1 Kosuke Fukudome, L OBP: 0.397, SLG: 0.422										3	0	0	0	2	1	3				
5 Jake Fox, R OBP: 0.333, SLG: 0.423										5	0	2	0	0	1	3				
25 Derrek Lee, R OBP: 0.361, SLG: 0.493										4	0	1	0	0	0	3				
6 Micah Hoffpauir, L OBP: 0.305, SLG: 0.445										4	0	1	0	0	1	2				
18 Geovany Soto, R OBP: 0.341, SLG: 0.353										4	0	1	0	0	2	0				
17 Mike Fontenot, L OBP: 0.321, SLG: 0.381										3	0	1	0	1	0	0				
13 Andrés Blanco, S OBP: 0.351, SLG: 0.302										4	0	2	0	0	0	4				
46 Ryan Dempster, R OBP: 0.147, SLG: 0.125										2	0	0	0	0	2	1				
45 Sean Marshall, L OBP: 0.231, SLG: 0.231										0	0	0	0	0	0	0				
22 Kevin Hart, R OBP: 0.351, SLG: 0.395										0	0	0	0	0	0	0				
21 Milton Bradley, S OBP: 0.351, SLG: 0.395										1	0	0	0	0	1	1				
<b>Inning Stats</b>	R: 0 E: 0 K: 1 S: 10	H: 3 LOB: 2 BB: 0 P: 16	R: 0 E: 0 K: 1 S: 9	H: 1 LOB: 1 BB: 0 P: 12	R: 0 E: 0 K: 1 S: 9	H: 1 LOB: 1 BB: 0 P: 12	R: 0 E: 0 K: 1 S: 9	H: 0 LOB: 0 BB: 0 P: 11	R: 0 E: 0 K: 0 S: 11	H: 2 LOB: 3 BB: 1 P: 17	R: 0 E: 0 K: 0 S: 16	H: 1 LOB: 2 BB: 1 P: 23	R: 0 E: 0 K: 1 S: 12	H: 0 LOB: 0 BB: 0 P: 14	R: 0 E: 0 K: 3 S: 13	H: 1 LOB: 2 BB: 1 P: 20	1B: 10 2B: 0 3B: 0 HR: 0	SF: 0 SAC: 1 DP: 1 HBP: 0	WP: 0 PA: 39 PB: 0 SB: 0 CS: 0	
<b>PITCHER</b>	IP WLS BF H R ER SO	IP WLS BF H R ER SO	IP WLS BF H R ER SO	IP WLS BF H R ER SO	IP WLS BF H R ER SO	IP WLS BF H R ER SO	IP WLS BF H R ER SO	IP WLS BF H R ER SO	IP WLS BF H R ER SO	IP WLS BF H R ER SO	IP WLS BF H R ER SO	IP WLS BF H R ER SO	IP WLS BF H R ER SO	IP WLS BF H R ER SO	IP WLS BF H R ER SO	IP WLS BF H R ER SO	WP HR S P	ERA WHIP	ERA WHIP	
33 Javier Vazquez, R ERA: 3.18	(1, 1) 6.2 W 30 9 0 0 0 5	(1, 1) 0.1 H 1 0 0 0 0 0	(8, 1) 1.0 H 3 0 0 0 1 0	(9, 1) 1.0 S 5 1 0 0 3 1																
58 Peter Moylan, R ERA: 4.73	(7, 1) 0.1 H 1 0 0 0 0 0																			
51 Michael Gonzalez, L ERA: 2.15	(8, 1) 1.0 H 3 0 0 0 1 0																			
Rafael Soriano, R ERA: 1.38	(9, 1) 1.0 S 5 1 0 0 3 1																			

**Chicago Cubs @ Atlanta Braves**  
 Turner Field, Atlanta, GA  
 Mon Jun 22 2009, 7:10 PM EDT  
 Att: 31,701 - Cloudy - 77 F

AB 35  
 R 0  
 H 10  
 RBI 0  
 BB 3  
 SO 9  
 LOB 19



Batter	1	2	3	4	5	6	7	8	9	AB	R	H	RBI	BB	SO	LOB	BOTTOM			
13 Nate McLouth, L OBP: 0.348, SLG: 0.473										4	1	2	1	0	1	0	<b>Chicago Cubs @ Atlanta Braves</b> Turner Field, Atlanta, GA Mon Jun 22 2009, 7:10 PM EDT Att: 31,701 - Cloudy - 77 F			
2 Kelly Johnson, L OBP: 0.297, SLG: 0.378										1	0	0	0	2	0	0				
14 Martin Prado, R OBP: 0.348, SLG: 0.450										1	0	1	0	0	0	0				
10 Chipper Jones, S OBP: 0.413, SLG: 0.495										2	0	1	1	1	1	2				
16 Brian McCann, L OBP: 0.409, SLG: 0.506										4	0	0	0	0	1	4				
18 Garret Anderson, L OBP: 0.317, SLG: 0.394										4	0	2	0	0	0	0				
Rafael Soriano, R										0	0	0	0	0	0	0				
22 Casey Ketchman, L OBP: 0.324, SLG: 0.376										3	0	0	0	1	0	2				
7 Jeff Francoeur, R OBP: 0.284, SLG: 0.340										4	0	2	0	0	0	1				
27 Diory Hernandez, R OBP: 0.167, SLG: 0.147										3	1	0	0	1	1	5				
33 Javier Vazquez, R OBP: 0.107, SLG: 0.148										1	0	0	0	0	1	0				
58 Peter Moylan, R ERA: 3.83										0	0	0	0	0	0	0				
1 Gregor Blanco, L OBP: 0.187, SLG: 0.063										1	0	0	0	0	1	0				
51 Michael Gonzalez, R										0	0	0	0	0	0	0				
23 Matt Diaz, R OBP: 0.345, SLG: 0.427										0	0	0	0	0	0	0				
<b>Inning Stats</b>	R: 0 E: 0 K: 1 S: 8	H: 0 LOB: 0 BB: 1 P: 16	R: 0 E: 0 K: 0 S: 7	H: 0 LOB: 0 BB: 0 P: 10	R: 1 E: 0 K: 1 S: 14	H: 1 LOB: 2 BB: 2 P: 27	R: 0 E: 0 K: 2 S: 14	H: 2 LOB: 2 BB: 0 P: 19	R: 0 E: 0 K: 1 S: 11	H: 1 LOB: 1 BB: 1 P: 19	R: 0 E: 0 K: 0 S: 11	H: 2 LOB: 1 BB: 0 P: 14	R: 1 E: 0 K: 1 S: 11	H: 2 LOB: 1 BB: 0 P: 15	R: 0 E: 0 K: 0 S: 8	H: 0 LOB: 1 BB: 1 P: 16	1B: 4 2B: 5 3B: 0 HR: 0	SF: 1 SAC: 1 DP: 2 HBP: 0	WP: 0 PA: 35 PB: 0 SB: 1 CS: 1	
<b>PITCHER</b>	IP WLS BF H R ER SO	IP WLS BF H R ER SO	IP WLS BF H R ER SO	IP WLS BF H R ER SO	IP WLS BF H R ER SO	IP WLS BF H R ER SO	IP WLS BF H R ER SO	IP WLS BF H R ER SO	IP WLS BF H R ER SO	IP WLS BF H R ER SO	IP WLS BF H R ER SO	IP WLS BF H R ER SO	IP WLS BF H R ER SO	IP WLS BF H R ER SO	IP WLS BF H R ER SO	IP WLS BF H R ER SO	WP HR S P	ERA WHIP	ERA WHIP	
46 Ryan Dempster, R ERA: 3.83	(1, 1) 6.2 L 30 8 2 2 2 6																			
45 Sean Marshall, L ERA: 4.29	(7, 1) 0.1 1 0 0 0 0 0																			
22 Kevin Hart, R ERA:	(8, 1) 1.0 4 0 0 0 0 0																			





Batter	1	2	3	4	5	6	7	8	9	AB	R	H	RBI	BB	SO	LOB	TOP						
12 Alfonso Soriano, R (1,7) OBP: 0.289, SLG: 0.426										5	1	1	0	0	1	2							
2 Ryan Theriot, R (1,6) OBP: 0.339, SLG: 0.418										4	0	1	0	0	0	1							
21 Milton Bradley, S (1,9) OBP: 0.354, SLG: 0.390										2	1	0	0	2	1	0							
25 Derrek Lee, R (1,3) OBP: 0.367, SLG: 0.500										3	1	2	1	1	0	2							
6 Micah Hoffpauir, L (1,10) OBP: 0.311, SLG: 0.467										3	1	1	2	1	2	4							
18 Geovany Soto, R (1,2) OBP: 0.335, SLG: 0.347										3	0	0	1	0	2	4							
55 Koyie Hill, S (8,2) OBP: 0.329, SLG: 0.349										0	0	0	0	0	0	0							
1 Kosuke Fukudome, L (1,8) OBP: 0.390, SLG: 0.413										4	0	0	0	0	2	3							
17 Mike Fontenot, L (1,5) OBP: 0.320, SLG: 0.379										4	0	1	0	0	1	2							
13 Andrés Blanco, S (1,4) OBP: 0.306, SLG: 0.298										4	0	1	0	0	0	1							
<b>Inning Stats</b>	R: 1 E: 0 K: 1 S: 13	H: 2 LOB: 2 BB: 1 P: 25	R: 0 E: 0 K: 2 S: 9	H: 0 LOB: 0 BB: 0 P: 11	R: 0 E: 0 K: 0 S: 4	H: 0 LOB: 2 BB: 2 P: 6	R: 0 E: 0 K: 2 S: 9	H: 1 LOB: 0 BB: 0 P: 9	R: 1 E: 0 K: 1 S: 11	H: 1 LOB: 1 BB: 1 P: 21	R: 0 E: 0 K: 1 S: 14	H: 0 LOB: 0 BB: 0 P: 20	R: 2 E: 0 K: 2 S: 14	H: 2 LOB: 0 BB: 0 P: 20	R: 0 E: 0 K: 0 S: 11	H: 1 LOB: 1 BB: 0 P: 16	1B: 5 2B: 1 3B: 0 HR: 1	SF: 1 SAC: 0 DP: 0 HBP: 0	WP: 0 PB: 0 SB: 0 CS: 1	PA: 38			
<b>PITCHER</b>	IP: 7.0 ERA: 2.4	WLS: 0 LOB: 2	BF: 28	H: 4 R: 2 ER: 2 SO: 7	BB: 4 IBB: 0 HBP: 0 BLK: 0	WP: 0 HR: 0 S: 66 P: 113	ERA: 2.57 WHIP: 1.143	<b>PITCHER</b>	IP: 1.0 ERA: 3.95	WLS: 0 LOB: 0	BF: 5	H: 2 R: 2 ER: 2 SO: 2	BB: 0 IBB: 0 HBP: 0 BLK: 0	WP: 0 HR: 1 S: 14 P: 20	ERA: 0.00 WHIP: 2.000	<b>PITCHER</b>	IP: 0.1 ERA: 4.08	WLS: 1 LOB: 0	BF: 1	H: 0 R: 0 ER: 0 SO: 0	BB: 0 IBB: 0 HBP: 0 BLK: 0	WP: 0 HR: 0 S: 3 P: 5	ERA: 0.00 WHIP: 0.000

Chicago Cubs @ Detroit Tigers  
Comerica Park, Detroit, MI  
Tue Jun 23 2009, 7:05 PM EDT  
Att: 38,046 - Clear - 86 F

AB 32  
R 4  
H 7  
RBI 4  
BB 4  
SO 9  
LOB 19



Batter	1	2	3	4	5	6	7	8	9	AB	R	H	RBI	BB	SO	LOB	BOTTOM						
28 Curtis Granderson, L (1,8) OBP: 0.342, SLG: 0.493										4	1	1	0	0	2	1							
14 Placido Polanco, R (1,4) OBP: 0.347, SLG: 0.386										3	0	1	1	0	0	1							
24 Miguel Cabrera, R (1,3) OBP: 0.394, SLG: 0.548										3	0	0	0	1	2	3							
33 Marcus Thames, R (1,10) OBP: 0.315, SLG: 0.582										4	0	0	0	0	2	3							
32 Don Kelly, L (1,7) OBP: 0.467, SLG: 0.538										2	2	0	0	1	0	1							
15 Brandon Inge, R (1,5) OBP: 0.371, SLG: 0.535										4	1	2	2	0	0	1							
30 Magglio Ordonez, R (1,9) OBP: 0.347, SLG: 0.339										2	0	0	0	1	0	1							
13 Josh Anderson, L (7,PR) OBP: 0.293, SLG: 0.328										0	0	0	0	0	0	0							
25 Ryan Raburn, R (9,PH) OBP: 0.333, SLG: 0.457										1	1	1	2	0	0	0							
12 Gerald Laird, R (1,2) OBP: 0.314, SLG: 0.319										3	0	0	0	0	1	1							
39 Ramon Santiago, S (1,6) OBP: 0.319, SLG: 0.441										3	0	1	0	0	0	1							
<b>Inning Stats</b>	R: 1 E: 0 K: 0 S: 11	H: 2 LOB: 1 BB: 0 P: 17	R: 0 E: 0 K: 0 S: 7	H: 0 LOB: 0 BB: 0 P: 11	R: 0 E: 0 K: 1 S: 10	H: 1 LOB: 1 BB: 0 P: 19	R: 0 E: 0 K: 1 S: 12	H: 1 LOB: 0 BB: 0 P: 18	R: 0 E: 0 K: 0 S: 7	H: 0 LOB: 0 BB: 0 P: 11	R: 0 E: 0 K: 0 S: 5	H: 0 LOB: 0 BB: 1 P: 12	R: 2 E: 0 K: 1 S: 10	H: 1 LOB: 1 BB: 1 P: 22	R: 0 E: 0 K: 3 S: 9	H: 0 LOB: 0 BB: 0 P: 15	R: 2 E: 0 K: 0 S: 8	H: 1 LOB: 0 BB: 1 P: 13	1B: 2 2B: 1 3B: 1 HR: 2	SF: 0 SAC: 0 DP: 1 HBP: 2	WP: 1 PB: 0 SB: 1 CS: 0	PA: 34	
<b>PITCHER</b>	IP: 7.0 ERA: 3.48	WLS: 1 LOB: 1	BF: 27	H: 5 R: 3 ER: 3 SO: 4	BB: 2 IBB: 0 HBP: 1 BLK: 0	WP: 1 HR: 0 S: 62 P: 110	ERA: 3.86 WHIP: 1.000	<b>PITCHER</b>	IP: 1.0 ERA: 3.49	WLS: 0 LOB: 0	BF: 4	H: 0 R: 0 ER: 0 SO: 3	BB: 0 IBB: 0 HBP: 1 BLK: 0	WP: 0 HR: 0 S: 9 P: 15	ERA: 0.00 WHIP: 0.000	<b>PITCHER</b>	IP: 0.1 ERA: 4.18	WLS: 1 LOB: 2	BF: 3	H: 1 R: 2 ER: 2 SO: 0	BB: 0 IBB: 0 HBP: 0 BLK: 0	WP: 0 HR: 0 S: 8 P: 13	ERA: 54.00 WHIP: 6.000

Chicago Cubs @ Detroit Tigers  
Comerica Park, Detroit, MI  
Tue Jun 23 2009, 7:05 PM EDT  
Att: 38,046 - Clear - 86 F

AB 29  
R 5  
H 6  
RBI 5  
BB 3  
SO 7  
LOB 13





Batter	1	2	3	4	5	6	7	8	9	AB	R	H	RBI	BB	SO	LOB	TOP					
12 Alfonso Soriano, R (1, 7) OBP: 0.291, SLG: 0.426	G5-3		G5-4-3			F8				5	0	2	0	0	0	3	<b>Chicago Cubs @ Detroit Tigers</b> Comerica Park, Detroit, MI Wed Jun 24 2009, 7:05 PM EDT Att: 36,438 - Partly Cloudy - 87 F					
2 Ryan Theriot, R (1, 6) OBP: 0.344, SLG: 0.419	G6-3				25 BB					4	1	2	0	1	1							
25 Derrek Lee, R (1, 10) OBP: 0.376, SLG: 0.500	G6-3									2	0	1	0	3	0	0						
6 Micah Hoffpauir, L (1, 3) OBP: 0.314, SLG: 0.465										5	0	2	0	0	1	7						
21 Milton Bradley, S (1, 9) OBP: 0.360, SLG: 0.386										2	1	0	0	3	2	4						
5 Jake Fox, R (1, 5) OBP: 0.314, SLG: 0.400										4	0	1	1	1	0	6						
1 Kosuke Fukudome, L (1, 8) OBP: 0.386, SLG: 0.408										5	0	1	0	0	2	5						
18 Geovany Soto, R (1, 2) OBP: 0.338, SLG: 0.372										4	1	2	1	0	1	3						
17 Mike Fontenot, L (1, 4) OBP: 0.315, SLG: 0.371										4	0	0	1	0	1	3						
<b>Inning Stats</b>	R: 0 E: 0 K: 0 S: 8	H: 0 LOB: 0 BB: 0 P: 13	R: 0 E: 0 K: 1 S: 14	H: 1 LOB: 1 BB: 1 P: 20	R: 0 E: 0 K: 0 S: 7	H: 1 LOB: 0 BB: 0 P: 11	R: 0 E: 0 K: 1 S: 10	H: 1 LOB: 2 BB: 1 P: 17	R: 1 E: 0 K: 1 S: 16	H: 3 LOB: 3 BB: 1 P: 26	R: 1 E: 0 K: 1 S: 14	H: 2 LOB: 2 BB: 2 P: 27	R: 1 E: 0 K: 0 S: 16	H: 1 LOB: 2 BB: 2 P: 27	R: 0 E: 0 K: 2 S: 11	H: 1 LOB: 1 BB: 0 P: 15		R: 0 E: 0 K: 2 S: 14	H: 1 LOB: 2 BB: 1 P: 24	1B: 9 2B: 1 3B: 0 HR: 1	SF: 1 SAC: 0 DP: 2 HBP: 0	WP: 0 PB: 0 SB: 0 CS: 0
<b>PITCHER</b>	IP	WLS	BF	H	R	ER	SO	BB	IBB	HBP	BLK	WP	HR	S	P	ERA	WHIP					
48 Rick Porcello, R (1, 1) ERA: 3.55	5.0		24	7	2	2	3	4	0	0	0	0	1	59	97	3.60	2.200					
29 Nate Robertson, L (6, 1) ERA: 7.71	0.0		1	1	0	0	0	0	0	0	0	0	0	3	4	∞	∞					
31 Zach Miner, R (6, 1) ERA: 4.23	1.0	W	5	1	1	1	1	1	0	0	0	0	0	9	19	9.00	2.000					
44 Bobby Seay, L (7, 1) ERA: 3.68	0.1	H	1	0	0	0	0	0	0	0	0	0	0	4	5	0.00	0.000					
37 Brandon Lyon, R (7, 1) ERA: 4.0	0.2	H	3	0	0	0	0	1	0	0	0	0	0	10	16	0.00	1.500					
54 Joel Zumaya, R (8, 1) ERA: 3.7	1.0	H	4	1	0	0	2	0	0	0	0	0	0	11	15	0.00	1.000					
56 Fernando Rodney, R (9, 1) ERA: 3.9	1.0	S	5	1	0	0	2	1	0	0	0	0	0	14	24	0.00	2.000					

AB 35  
R 3  
H 11  
RBI 3  
BB 7  
SO 8  
LOB 32



Batter	1	2	3	4	5	6	7	8	9	AB	R	H	RBI	BB	SO	LOB	BOTTOM					
28 Curtis Granderson, L (1, 8) OBP: 0.343, SLG: 0.489	K									4	0	1	1	1	2	3	<b>Chicago Cubs @ Detroit Tigers</b> Comerica Park, Detroit, MI Wed Jun 24 2009, 7:05 PM EDT Att: 36,438 - Partly Cloudy - 87 F					
14 Placido Polanco, R (1, 4) OBP: 0.319, SLG: 0.385										3	0	1	0	2	0	4						
24 Miguel Cabrera, R (1, 3) OBP: 0.398, SLG: 0.559	F8									4	1	2	2	1	0	3						
33 Marcus Thames, R (1, 10) OBP: 0.308, SLG: 0.549	F9									4	1	0	0	1	1	5						
32 Don Kelly, L (1, 7) OBP: 0.412, SLG: 0.467										4	0	0	0	0	1	2						
15 Brandon Inge, R (1, 5) OBP: 0.369, SLG: 0.529										3	1	0	0	1	1	1						
30 Magglio Ordonez, R (1, 9) OBP: 0.349, SLG: 0.342										4	0	2	0	0	1	0						
13 Josh Anderson, L (6, PR) (9, 9) OBP: 0.293, SLG: 0.328										0	0	0	0	0	0	0						
12 Gerald Laird, R (1, 2) OBP: 0.318, SLG: 0.339										4	2	2	1	0	1	3						
4 Adam Everett, R (1, 6) OBP: 0.310, SLG: 0.350										3	0	2	1	1	0	0						
<b>Inning Stats</b>	R: 0 E: 0 K: 1 S: 12	H: 0 LOB: 1 BB: 1 P: 23	R: 0 E: 0 K: 0 S: 10	H: 0 LOB: 0 BB: 0 P: 15	R: 0 E: 0 K: 1 S: 10	H: 1 LOB: 1 BB: 0 P: 16	R: 1 E: 0 K: 0 S: 7	H: 1 LOB: 0 BB: 0 P: 15	R: 1 E: 0 K: 1 S: 15	H: 2 LOB: 3 BB: 1 P: 27	R: 2 E: 0 K: 0 S: 12	H: 2 LOB: 3 BB: 3 P: 28	R: 0 E: 0 K: 2 S: 12	H: 1 LOB: 1 BB: 0 P: 14	R: 1 E: 0 K: 2 S: 16	H: 3 LOB: 3 BB: 2 P: 28	R: 1 E: 0 K: 2 S: 16	H: 3 LOB: 2 BB: 4 P: 28	1B: 8 2B: 0 3B: 0 HR: 2	SF: 0 SAC: 0 DP: 0 HBP: 0	WP: 0 PB: 0 SB: 1 CS: 0	PA: 40
<b>PITCHER</b>	IP	WLS	BF	H	R	ER	SO	BB	IBB	HBP	BLK	WP	HR	S	P	ERA	WHIP					
40 Rich Harden, R (1, 1) ERA: 4.95	5.1	L	24	4	4	2	3	4	0	0	0	0	0	20	29	0.00	2.400					
47 Aaron Heilman, R (6, 1) ERA: 3.96	1.2		9	3	0	0	2	1	0	0	0	0	0	6	9	27.00	9.000					
58 Jose Ascanio, R (8, 1) ERA: 3.52	0.1		3	3	1	1	0	0	0	0	0	0	0	3	3	0.00	0.000					
45 Sean Marshall, L (8, 1) ERA: 4.36	0.1		1	0	0	0	1	0	0	0	0	0	0	3	3	0.00	0.000					
49 Carlos Marmol, R (8, 1) ERA: 3.44	0.1		3	0	0	0	1	2	0	0	0	0	0	7	16	0.00	6.000					

AB 33  
R 5  
H 10  
RBI 5  
BB 7  
SO 7  
LOB 21





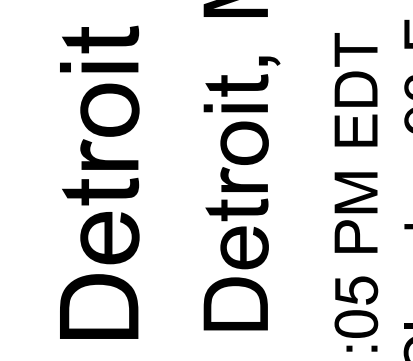
Batter	1	2	3	4	5	6	7	8	9	AB	R	H	RBI	BB	SO	LOB	TOP			
12 Alfonso Soriano, R OBP: 0.294, SLG: 0.430										4	1	2	0	0	1	0	<b>Chicago Cubs @ Detroit Tigers</b> Comerica Park, Detroit, MI Thu Jun 25 2009, 1:05 PM EDT Att: 42,332 - Partly Cloudy - 93 F			
2 Ryan Theriot, R OBP: 0.342, SLG: 0.414										3	1	0	0	1	1					
25 Derrek Lee, R OBP: 0.370, SLG: 0.491										4	0	0	0	0	0	3				
6 Micah Hoffpauir, L OBP: 0.312, SLG: 0.481										4	1	1	1	0	1	2				
5 Jake Fox, R OBP: 0.359, SLG: 0.559										4	1	3	3	0	1	0				
17 Mike Fontenot, L OBP: 0.309, SLG: 0.364										4	1	0	0	0	2	2				
1 Kosuke Fukudome, L OBP: 0.388, SLG: 0.424										4	0	2	1	0	0	0				
55 Koyie Hill, S OBP: 0.316, SLG: 0.333										3	0	0	0	0	2	1				
18 Geovany Soto, R OBP: 0.336, SLG: 0.370										1	0	0	0	0	1	1				
13 Andrés Blanco, S OBP: 0.292, SLG: 0.283										3	0	0	0	0	0	0				
<b>Inning Stats</b>	R: 3 K: 2 S: 11	H: 2 LOB: 1 P: 20	R: 0 K: 1 S: 10	H: 0 LOB: 0 P: 16	R: 0 K: 1 S: 8	H: 1 LOB: 0 P: 13	R: 1 K: 1 S: 10	H: 2 LOB: 1 P: 16	R: 0 K: 0 S: 5	H: 1 LOB: 0 P: 17	R: 0 K: 0 S: 7	H: 0 LOB: 0 P: 13	R: 0 K: 1 S: 8	H: 0 LOB: 0 P: 11	R: 1 K: 3 S: 14	H: 2 LOB: 1 P: 20	1B: 2 2B: 4 HR: 2	SF: 0 SAC: 0 HBP: 0	WP: 0 PB: 0 SB: 0 CS: 0	PA: 35
<b>PITCHER</b>	IP WLS BF H R ER SO BB IBB HBP BLK WP HR S P ERA WHIP																			
58 Armando Galarraga, R ERA: 0.65	(1, 1) 6.0 W 24 6 4 4 5 1 0 0 0 0 0 1 56 90 6.00 1.167																			
44 Bobby Seay, L ERA: 3.52	(7, 1) 1.0 H 3 0 0 0 0 0 0 0 0 0 0 0 7 13 0.00 0.000																			
37 Brandon Lyon, R ERA: 3.89	(8, 1) 1.0 H 3 0 0 0 0 0 0 0 0 0 0 0 8 11 0.00 0.000																			
56 Fernando Rodney, R ERA: 4.06	(9, 1) 1.0 S 5 2 1 1 3 0 0 0 0 0 0 1 14 20 9.00 2.000																			

Batter	1	2	3	4	5	6	7	8	9	AB	R	H	RBI	BB	SO	LOB	BOTTOM			
28 Curtis Granderson, L OBP: 0.341, SLG: 0.484										5	1	1	0	0	1	5	<b>Chicago Cubs @ Detroit Tigers</b> Comerica Park, Detroit, MI Thu Jun 25 2009, 1:05 PM EDT Att: 42,332 - Partly Cloudy - 93 F			
39 Ramon Santiago, S OBP: 0.328, SLG: 0.474										3	1	2	2	0	0	0				
24 Miguel Cabrera, R OBP: 0.399, SLG: 0.582										4	0	2	0	0	1	1				
33 Marcus Thames, R OBP: 0.305, SLG: 0.547										4	1	1	0	0	1	3				
25 Ryan Raburn, R OBP: 0.351, SLG: 0.482										4	1	3	2	0	0	0				
15 Brandon Inge, R OBP: 0.364, SLG: 0.520										4	0	0	0	0	1	4				
30 Magglio Ordonez, R OBP: 0.293, SLG: 0.328										4	1	1	2	0	1	1				
55 Dusty Ryan, R OBP: 0.429, SLG: 0.500										3	0	1	0	1	1	0				
4 Adam Everett, R OBP: 0.320, SLG: 0.352										2	1	1	0	2	1	0				
<b>Inning Stats</b>	R: 0 K: 0 S: 13	H: 1 LOB: 0 P: 17	R: 0 K: 1 S: 9	H: 0 LOB: 0 P: 11	R: 2 K: 2 S: 14	H: 2 LOB: 0 P: 19	R: 3 K: 1 S: 17	H: 3 LOB: 0 P: 22	R: 1 K: 1 S: 14	H: 3 LOB: 2 P: 19	R: 0 K: 1 S: 3	H: 1 LOB: 0 P: 4	R: 0 K: 1 S: 15	H: 1 LOB: 3 P: 28	R: 0 K: 1 S: 15	H: 1 LOB: 2 P: 28		1B: 7 2B: 3 HR: 2	SF: 0 SAC: 1 HBP: 0	WP: 0 PB: 0 SB: 1 CS: 1
<b>PITCHER</b>	IP WLS BF H R ER SO BB IBB HBP BLK WP HR S P ERA WHIP																			
30 Ted Lilly, L ERA: 3.41	(1, 1) 6.0 L 28 10 6 6 6 1 0 0 0 0 0 0 78 107 9.00 1.833																			
22 Kevin Hart, R ERA: 4.33	(7, 1) 1.2 8 2 0 0 0 2 0 0 0 0 0 0 15 29 0.00 2.400																			
45 Sean Marshall, L ERA: 4.33	(8, 1) 0.1 1 0 0 0 0 0 0 0 0 0 0 0 3 3 0.00 0.000																			

AB 34  
R 5  
H 8  
RBI 5  
BB 1  
SO 9  
LOB 10



AB 33  
R 6  
H 12  
RBI 6  
BB 3  
SO 7  
LOB 14









Batter	1	2	3	4	5	6	7	8	9	AB	R	H	RBI	BB	SO	LOB	TOP								
12 Alfonso Soriano, R (1,7) OBP: 0.297, SLG: 0.429	G4-3		F8			21 BLK 25 SF8 2 BB		BB		4	2	2	2	1	0	1	<p>Chicago Cubs @ Chicago White Sox</p> <p>U.S. Cellular Field, Chicago, IL</p> <p>Sat Jun 27 2009, 4:05 PM EDT</p> <p>Att: 39,529 - Partly Cloudy - 81 F</p> <p>livebaseballscorecards.com</p>								
2 Ryan Theriot, R (1,6) OBP: 0.347, SLG: 0.415	P4		21 E 25 1B			21 BLK BB		K		4	1	2	2	1	1	2									
21 Milton Bradley, S (1,9) OBP: 0.351, SLG: 0.374			E6			L6		K		5	0	1	0	0	1	6									
25 Derrek Lee, R (1,3) OBP: 0.369, SLG: 0.485	K					SF8		P4		4	0	1	2	0	2	1									
5 Jake Fox, R (1,10) OBP: 0.354, SLG: 0.605		F8	F8			F8		F8		5	0	0	0	0	0	3									
18 Geovany Soto, R (1,2) OBP: 0.336, SLG: 0.381						L7		K		4	0	0	0	1	3	0									
4 Ryan Freel, R (1,5) OBP: 0.250, SLG: 0.132						P4		E6		4	1	0	0	0	1	1									
1 Kosuke Fukudome, L (1,8) OBP: 0.388, SLG: 0.420			G6-3		SH3-1					2	1	1	0	1	0	0									
13 Andrés Blanco, S (1,4) OBP: 0.301, SLG: 0.309			E5		G6-3			G6-3		4	2	2	1	0	0	2									
<b>Inning Stats</b>	R: 0 H: 1 E: 0 K: 1 S: 10	H: 1 LOB: 1 BB: 0 P: 17	R: 0 H: 0 E: 0 K: 2 S: 8	H: 0 LOB: 0 BB: 0 P: 11	R: 2 H: 3 E: 2 K: 0 S: 15	H: 3 LOB: 2 BB: 0 P: 21	R: 0 H: 0 E: 0 K: 0 S: 7	H: 0 LOB: 1 BB: 1 P: 13	R: 1 H: 1 E: 0 K: 0 S: 17	H: 1 LOB: 1 BB: 1 P: 28	R: 3 H: 3 E: 0 K: 1 S: 18	H: 3 LOB: 1 BB: 1 P: 33	R: 0 H: 0 E: 0 K: 1 S: 6	H: 0 LOB: 0 BB: 0 P: 10	R: 1 H: 1 E: 1 K: 1 S: 19	H: 1 LOB: 2 BB: 1 P: 31	R: 0 H: 0 E: 0 K: 2 S: 11	H: 0 LOB: 0 BB: 0 P: 14	1B: 8 2B: 1 3B: 0 HR: 0	SF: 1 SAC: 1 DP: 0 HBP: 0	WP: 0 PB: 0 SB: 0 CS: 0	PA: 42			
<b>PITCHER</b>	IP WLS BF ERA WHIP	WLS BF ERA WHIP	H R ER SO BB IBB HBP BLK	H R ER SO BB IBB HBP BLK	WP HR S P ERA WHIP	WP HR S P ERA WHIP	IP WLS BF ERA WHIP	IP WLS BF ERA WHIP	H R ER SO BB IBB HBP BLK	WP HR S P ERA WHIP	IP WLS BF ERA WHIP	H R ER SO BB IBB HBP BLK	WP HR S P ERA WHIP	IP WLS BF ERA WHIP	H R ER SO BB IBB HBP BLK	WP HR S P ERA WHIP	IP WLS BF ERA WHIP	H R ER SO BB IBB HBP BLK	WP HR S P ERA WHIP	IP WLS BF ERA WHIP	H R ER SO BB IBB HBP BLK	WP HR S P ERA WHIP	IP WLS BF ERA WHIP	H R ER SO BB IBB HBP BLK	WP HR S P ERA WHIP
56 Mark Buehrle, L (1,1) ERA: 3.26	5.2	27	6	5	3	3	3	0	0	0	0	1	0	0	0	0	65	108	4.76	1.588					
D.J. Carrasco, R (6,1) ERA: 2.96	1.1	B	7	2	2	1	2	0	0	0	0	0	0	0	0	0	19	30	6.75	1.500					
49 Aaron Poreda, L (8,1) ERA: 2.96	0.1		2	1	0	0	0	0	0	0	0	0	0	0	0	0	5	7	0.00	3.000					
26 Octavio Dotel, R (8,1) ERA: 2.97	0.2		3	0	0	0	1	1	0	0	0	0	0	0	0	0	11	19	0.00	1.500					
45 Bobby Jenks, R (9,1) ERA: 3.21	1.0	W	3	0	0	0	2	0	0	0	0	0	0	0	0	0	11	14	0.00	0.000					

Batter	1	2	3	4	5	6	7	8	9	AB	R	H	RBI	BB	SO	LOB	BOTTOM								
22 Scott Podsednik, L (1,7) OBP: 0.369, SLG: 0.420	SH2-3		10 CS					F8		5	2	4	3	0	0	1	<p>Chicago Cubs @ Chicago White Sox</p> <p>U.S. Cellular Field, Chicago, IL</p> <p>Sat Jun 27 2009, 4:05 PM EDT</p> <p>Att: 39,529 - Partly Cloudy - 81 F</p> <p>livebaseballscorecards.com</p>								
10 Alexei Ramirez, R (1,6) OBP: 0.313, SLG: 0.388	SH2-3		G4-3			HR		P2		4	1	2	1	0	0	1									
23 Jermaine Dye, R (1,9) OBP: 0.354, SLG: 0.556						14 HBP 25 BB 12 1B		P4		5	0	2	1	0	0	3									
25 Jim Thome, L (1,10) OBP: 0.399, SLG: 0.506			G3-6-1			14 HBP 12 1B BB				3	1	0	0	2	1	2									
14 Paul Konerko, R (1,3) OBP: 0.349, SLG: 0.488										3	0	1	0	1	2	1									
7 Josh Fields, R (9,PR) OBP: 0.314, SLG: 0.351						12 1B HBP		K		0	1	0	0	0	0	0									
12 A.J. Pierzynski, L (1,2) OBP: 0.326, SLG: 0.444								K		5	0	2	2	0	1	4									
17 Chris Getz, L (1,4) OBP: 0.291, SLG: 0.315								K		4	0	0	0	0	1	4									
5 Jayson Nix, R (9,PH) OBP: 0.301, SLG: 0.466			L4			FC4-6 15 S		K		0	0	0	0	1	0	0									
15 Gordon Beckham, R (1,5) OBP: 0.297, SLG: 0.292			G1-3			F9		K		5	1	2	1	0	1	1									
31 Dewayne Wise, L (1,8) OBP: 0.258, SLG: 0.295								SH3-4		2	2	1	0	1	0	0									
<b>Inning Stats</b>	R: 1 H: 2 E: 0 K: 1 S: 10	H: 2 LOB: 2 BB: 1 P: 20	R: 1 H: 1 E: 0 K: 0 S: 9	H: 1 LOB: 0 BB: 1 P: 19	R: 0 H: 1 E: 0 K: 0 S: 5	H: 1 LOB: 0 BB: 0 P: 6	R: 0 H: 1 E: 0 K: 1 S: 13	H: 1 LOB: 1 BB: 0 P: 21	R: 3 H: 3 E: 0 K: 0 S: 18	H: 3 LOB: 2 BB: 1 P: 38	R: 1 H: 2 E: 0 K: 1 S: 12	H: 2 LOB: 1 BB: 0 P: 22	R: 0 H: 0 E: 0 K: 3 S: 12	H: 0 LOB: 1 BB: 1 P: 17	R: 1 H: 2 E: 0 K: 0 S: 18	H: 2 LOB: 1 BB: 0 P: 26	R: 1 H: 2 E: 0 K: 0 S: 9	H: 2 LOB: 2 BB: 1 P: 15	1B: 10 2B: 2 3B: 1 HR: 1	SF: 0 SAC: 2 DP: 1 HBP: 1	WP: 0 PB: 0 SB: 2 CS: 1	PA: 45			
<b>PITCHER</b>	IP WLS BF ERA WHIP	IP WLS BF ERA WHIP	H R ER SO BB IBB HBP BLK	H R ER SO BB IBB HBP BLK	WP HR S P ERA WHIP	WP HR S P ERA WHIP	IP WLS BF ERA WHIP	IP WLS BF ERA WHIP	H R ER SO BB IBB HBP BLK	WP HR S P ERA WHIP	IP WLS BF ERA WHIP	H R ER SO BB IBB HBP BLK	WP HR S P ERA WHIP	IP WLS BF ERA WHIP	H R ER SO BB IBB HBP BLK	WP HR S P ERA WHIP	IP WLS BF ERA WHIP	H R ER SO BB IBB HBP BLK	WP HR S P ERA WHIP	IP WLS BF ERA WHIP	H R ER SO BB IBB HBP BLK	WP HR S P ERA WHIP	IP WLS BF ERA WHIP	H R ER SO BB IBB HBP BLK	WP HR S P ERA WHIP
46 Ryan Dempster, R (1,1) ERA: 4.09	5.0	25	8	5	2	3	3	0	0	0	0	1	0	0	0	0	55	104	9.00	2.200					
47 Aaron Heilman, R (6,1) ERA: 3.89	2.0	B	9	2	1	1	4	1	0	0	0	24	39	4.50	1.500										
49 Carlos Marmol, R (8,1) ERA: 4.08	1.0	B	5	2	1	1	0	0	0	0	0	18	26	9.00	2.000										
45 Sean Marshall, L (9,1) ERA: 4.39	0.2	L	3	1	1	1	0	0	0	0	0	6	8	13.50	1.500										
50 Jose Ascanio, R (9,1) ERA: 3.52	0.0		2	1	0	0	0	1	0	0	0	3	7	∞	∞										

Chicago Cubs @ Chicago White Sox

U.S. Cellular Field, Chicago, IL

Sat Jun 27 2009, 4:05 PM EDT

Att: 39,529 - Partly Cloudy - 81 F

livebaseballscorecards.com

AB 36  
R 7  
H 9  
RBI 7  
SO 8  
LOB 16



Chicago Cubs @ Chicago White Sox

U.S. Cellular Field, Chicago, IL

Sat Jun 27 2009, 4:05 PM EDT

Att: 39,529 - Partly Cloudy - 81 F

livebaseballscorecards.com

AB 36  
R 8  
H 14  
RBI 8  
SO 6  
LOB 17





Batter	1	2	3	4	5	6	7	8	9	AB	R	H	RBI	BB	SO	LOB	TOP	
12 Alfonso Soriano, R (1, 7) OBP: 0.300, SLG: 0.433										4	0	2	0	0	1	1	Chicago Cubs @ Chicago White Sox U.S. Cellular Field, Chicago, IL Sun Jun 28 2009, 2:05 PM EDT Att: 39,745 - Sunny - 75 F	
2 Ryan Theriot, R (1, 6) OBP: 0.342, SLG: 0.409										4	0	0	0	0	2	2		
21 Milton Bradley, S (1, 9) OBP: 0.349, SLG: 0.367										3	0	0	0	1	2	1		
25 Derrek Lee, R (1, 3) OBP: 0.371, SLG: 0.483										3	0	1	0	1	1	2		
5 Jake Fox, R (1, 10) OBP: 0.346, SLG: 0.565										3	0	0	0	1	1	3		
18 Geovany Soto, R (1, 2) OBP: 0.330, SLG: 0.373																		
4 Ryan Freel, R (1, 5) OBP: 0.292, SLG: 0.150											2	0	1	0	1	0		
1 Kosuke Fukudome, L (1, 8) OBP: 0.383, SLG: 0.414											3	0	0	0	1	3		
13 Andrés Blanco, S (1, 4) OBP: 0.289, SLG: 0.296										3	0	0	0	0	2			
<b>Inning Stats</b>	R: 0 E: 0 K: 2 S: 11	H: 1 LOB: 2 BB: 1 P: 21	R: 0 E: 1 K: 1 S: 12	H: 1 LOB: 1 BB: 0 P: 19	R: 0 E: 0 K: 0 S: 5	H: 0 LOB: 0 BB: 0 P: 9	R: 0 E: 0 K: 0 S: 8	H: 1 LOB: 0 BB: 1 P: 11	R: 0 E: 0 K: 1 S: 14	H: 0 LOB: 1 BB: 0 P: 27	R: 0 E: 0 K: 3 S: 9	H: 0 LOB: 0 BB: 0 P: 16	R: 0 E: 0 K: 1 S: 8	H: 0 LOB: 0 BB: 0 P: 13	1B: 3 2B: 1 3B: 0 HR: 0	SF: 0 SAC: 0 DP: 2 HBP: 1	WP: 0 PB: 0 SB: 1 CS: 0	PA: 34
<b>PITCHER</b>	IP WLS BF H R ER SO BB IBB HBP BLK WP HR S P ERA WHIP																	
50 John Danks, L (1, 1) ERA: 4.08	7.0 W 28 4 0 0 5 4 0 0 0 0 0 0 62 110 0.00 1.143																	
71 Scott Linebrink, R (8, 1) ERA: 2.17	2.0 6 0 0 0 4 0 0 0 0 0 0 0 17 29 0.00 0.000																	

Batter	1	2	3	4	5	6	7	8	9	AB	R	H	RBI	BB	SO	LOB	BOTTOM			
22 Scott Podsednik, L (1, 7) OBP: 0.370, SLG: 0.414										3	1	0	0	1	1	2	Chicago Cubs @ Chicago White Sox U.S. Cellular Field, Chicago, IL Sun Jun 28 2009, 2:05 PM EDT Att: 39,745 - Sunny - 75 F			
10 Alexei Ramirez, R (1, 6) OBP: 0.318, SLG: 0.403										5	1	3	2	0	0	0				
23 Jermaine Dye, R (1, 9) OBP: 0.355, SLG: 0.596										5	1	2	1	0	1	2				
32 Brian Anderson, R (9, 8) OBP: 0.324, SLG: 0.314										0	0	0	0	0	0	0				
25 Jim Thome, L (1, 10) OBP: 0.399, SLG: 0.500										4	0	1	0	1	1	4				
5 Jayson Nix, R (9, 10) OBP: 0.301, SLG: 0.466										0	0	0	0	0	0	0				
14 Paul Konerko, R (1, 3) OBP: 0.347, SLG: 0.487										5	0	1	0	0	1	4				
12 A.J. Pierzynski, L (1, 2) OBP: 0.325, SLG: 0.445										4	1	2	0	0	3					
17 Chris Getz, L (1, 4) OBP: 0.300, SLG: 0.325										3	1	2	0	1	0	1				
15 Gordon Beckham, R (1, 5) OBP: 0.299, SLG: 0.294										3	0	1	0	0	4					
31 Dewayne Wise, L (1, 8) OBP: 0.271, SLG: 0.297										3	1	1	1	0	2					
<b>Inning Stats</b>	R: 0 E: 0 K: 1 S: 7	H: 0 LOB: 0 BB: 0 P: 10	R: 0 E: 0 K: 0 S: 12	H: 1 LOB: 2 BB: 1 P: 20	R: 2 E: 0 K: 1 S: 13	H: 2 LOB: 1 BB: 0 P: 20	R: 1 E: 0 K: 0 S: 14	H: 3 LOB: 1 BB: 0 P: 21	R: 0 E: 0 K: 1 S: 10	H: 2 LOB: 2 BB: 0 P: 14	R: 2 E: 1 K: 1 S: 14	H: 2 LOB: 2 BB: 1 P: 24	R: 0 E: 0 K: 0 S: 8	H: 2 LOB: 1 BB: 0 P: 15	R: 1 E: 0 K: 0 S: 10	H: 1 LOB: 1 BB: 1 P: 20	1B: 9 2B: 2 3B: 0 HR: 2	SF: 0 SAC: 1 DP: 0 HBP: 2	WP: 0 PB: 0 SB: 2 CS: 0	PA: 41
<b>PITCHER</b>	IP WLS BF H R ER SO BB IBB HBP BLK WP HR S P ERA WHIP																			
38 Carlos Zambrano, R (1, 1) ERA: 3.89	5.1 L 28 9 5 4 3 2 0 0 0 0 0 0 62 97 6.75 2.062																			
54 David Patton, R (6, 1) ERA: 5.32	1.2 8 3 0 0 1 0 0 0 0 0 0 0 16 27 0.00 1.800																			
22 Kevin Hart, R (8, 1) ERA: 2.45	1.0 5 1 1 1 0 1 0 0 0 0 0 1 10 20 9.00 2.000																			

Chicago Cubs @ Chicago White Sox  
 U.S. Cellular Field, Chicago, IL  
 Sun Jun 28 2009, 2:05 PM EDT  
 Att: 39,745 - Sunny - 75 F

AB	29
R	0
H	4
RBI	0
BB	4
SO	9
LOB	17



Chicago Cubs @ Chicago White Sox  
 U.S. Cellular Field, Chicago, IL  
 Sun Jun 28 2009, 2:05 PM EDT  
 Att: 39,745 - Sunny - 75 F

AB	35
R	6
H	13
RBI	4
BB	3
SO	4
LOB	22





Batter	1	2	3	4	5	6	7	8	9	AB	R	H	RBI	BB	SO	LOB	TOP			
12 Alfonso Soriano, R (1,7) OBP: 0.296, SLG: 0.427	F8		F9		K		G1-3			4	0	0	0	0	1	0	<b>Chicago Cubs @ Pittsburgh Pirates</b> PNC Park, Pittsburgh, PA Mon Jun 29 2009, 7:05 PM EDT Att: 15,400 - Cloudy - 75 F			
2 Ryan Theriot, R (1,6) OBP: 0.341, SLG: 0.418	G6-3		HR		G6-3		F7			4	1	1	1	0	0	0				
25 Derrek Lee, R (1,3) OBP: 0.365, SLG: 0.475	F9		L4		L5		G6-3			4	0	0	0	0	0	0				
5 Jake Fox, R (1,5) OBP: 0.375, SLG: 0.571 27 Sam Fuld, L (8,PR) (8,8)		1B	G6-3				1B			3	1	2	0	1	0	0				
18 Geovany Soto, R (1,2) OBP: 0.333, SLG: 0.372		1B					BB			0	0	0	0	0	0	0				
21 Milton Bradley, S (1,9) OBP: 0.352, SLG: 0.376		1B					F7			3	1	1	0	1	0	2				
4 Ryan Freel, R (1,8) OBP: 0.275, SLG: 0.140 49 Carlos Marmol, R (8,1) 6 Micah Hoffpauir, L (9,PH) 63 Kevin Gregg, R (9,1)		1B					BB			4	0	2	1	0	0	2				
13 Andrés Blanco, S (1,4) OBP: 0.288, SLG: 0.293		1B					CS			3	0	0	0	0	1	5				
40 Rich Harden, L (1,1) OBP: 0.238, SLG: 0.200 17 Mike Fontenot, L (8,5) OBP: 0.304, SLG: 0.357		1B					K			3	0	0	0	0	1	3				
		1B					K			0	0	0	0	0	0	0				
<b>Inning Stats</b>	R: 0 E: 0 K: 0 S: 7	H: 0 LOB: 0 BB: 0 P: 9	R: 1 E: 0 K: 1 S: 16	H: 3 LOB: 2 BB: 0 P: 20	R: 1 E: 0 K: 1 S: 8	H: 1 LOB: 0 BB: 0 P: 14	R: 1 E: 0 K: 1 S: 12	H: 1 LOB: 1 BB: 1 P: 18	R: 0 E: 0 K: 0 S: 5	H: 2 LOB: 2 BB: 0 P: 12	R: 0 E: 0 K: 0 S: 8	H: 0 LOB: 1 BB: 0 P: 10	R: 0 E: 0 K: 0 S: 7	H: 0 LOB: 0 BB: 1 P: 12	R: 0 E: 0 K: 2 S: 10	H: 0 LOB: 0 BB: 0 P: 13	1B: 5 2B: 1 3B: 0 HR: 1	SF: 0 SAC: 0 DP: 0 HBP: 0	WP: 0 PB: 0 SB: 0 CS: 1	PA: 36
<b>PITCHER</b>	IP WLS BF H R ER SO BB IBB HBP BLK WP HR S P ERA WHIP	IP WLS BF H R ER SO BB IBB HBP BLK WP HR S P ERA WHIP	IP WLS BF H R ER SO BB IBB HBP BLK WP HR S P ERA WHIP	IP WLS BF H R ER SO BB IBB HBP BLK WP HR S P ERA WHIP	IP WLS BF H R ER SO BB IBB HBP BLK WP HR S P ERA WHIP	IP WLS BF H R ER SO BB IBB HBP BLK WP HR S P ERA WHIP	IP WLS BF H R ER SO BB IBB HBP BLK WP HR S P ERA WHIP	IP WLS BF H R ER SO BB IBB HBP BLK WP HR S P ERA WHIP	IP WLS BF H R ER SO BB IBB HBP BLK WP HR S P ERA WHIP	IP WLS BF H R ER SO BB IBB HBP BLK WP HR S P ERA WHIP	IP WLS BF H R ER SO BB IBB HBP BLK WP HR S P ERA WHIP	IP WLS BF H R ER SO BB IBB HBP BLK WP HR S P ERA WHIP	IP WLS BF H R ER SO BB IBB HBP BLK WP HR S P ERA WHIP	IP WLS BF H R ER SO BB IBB HBP BLK WP HR S P ERA WHIP	IP WLS BF H R ER SO BB IBB HBP BLK WP HR S P ERA WHIP	IP WLS BF H R ER SO BB IBB HBP BLK WP HR S P ERA WHIP	IP WLS BF H R ER SO BB IBB HBP BLK WP HR S P ERA WHIP			
57 Zach Duke, L (1,1) ERA: 3.13	7.0	L	29	7	3	3	3	1	0	0	0	0	0	0	0	0	3.86	1.143		
47 Evan Meek, R (8,1) ERA: 2.53	1.0		3	0	0	0	0	1	0	0	0	0	0	0	0	0	0.00	1.000		
43 Jesse Chavez, R (9,1) ERA: 3.21	1.0		3	0	0	0	2	0	0	0	0	0	0	0	0	0	0.00	0.000		

Batter	1	2	3	4	5	6	7	8	9	AB	R	H	RBI	BB	SO	LOB	BOTTOM					
22 Andrew McCutchen, R (1,8) OBP: 0.345, SLG: 0.457	G5-3		K		1B		F8			4	0	1	0	0	1	2	<b>Chicago Cubs @ Pittsburgh Pirates</b> PNC Park, Pittsburgh, PA Mon Jun 29 2009, 7:05 PM EDT Att: 15,400 - Cloudy - 75 F					
Nyjer Morgan, L (1,7) OBP: 0.351, SLG: 0.356	K2-3				1B		12 G6-4-3			4	0	3	0	0	1	0						
12 Freddy Sanchez, R (1,4) OBP: 0.347, SLG: 0.471	F9				G1-3		G6-4-3			4	0	0	0	0	0	6						
25 Adam LaRoche, L (1,3) OBP: 0.362, SLG: 0.489					K		K			4	0	0	0	0	3	1						
44 Brandon Moss, L (1,9) OBP: 0.313, SLG: 0.376					G4-3		15 1B			4	0	1	0	0	1	1						
15 Andy LaRoche, R (1,5) OBP: 0.352, SLG: 0.397										4	1	2	0	0	1	0						
35 Jason Jaramillo, S (1,2) OBP: 0.338, SLG: 0.412 24 Delwyn Young, S (9,PH) OBP: 0.405, SLG: 0.427					G4-3		G1			3	0	0	0	0	1	3						
2 Jack Wilson, R (1,6) OBP: 0.316, SLG: 0.421					G4-3		K			3	0	0	1	1	1	2						
57 Zach Duke, L (1,1) OBP: 0.303, SLG: 0.333 5 Ramón Vázquez, L (7,PH) OBP: 0.363, SLG: 0.267 47 Evan Meek, R (8,1) 43 Jesse Chavez, R (9,1) Eric Hinske, L (9,PH) OBP: 0.373, SLG: 0.368					SH1-4		1B			1	0	1	0	0	0	0						
					SH1-4		1B			1	0	1	0	0	0	0						
<b>Inning Stats</b>	R: 0 E: 0 K: 1 S: 8	H: 0 LOB: 0 BB: 0 P: 13	R: 0 E: 0 K: 3 S: 10	H: 0 LOB: 0 BB: 0 P: 14	R: 0 E: 0 K: 1 S: 5	H: 0 LOB: 1 BB: 1 P: 14	R: 0 E: 0 K: 1 S: 9	H: 1 LOB: 1 BB: 0 P: 15	R: 1 E: 0 K: 0 S: 14	H: 4 LOB: 3 BB: 0 P: 18	R: 0 E: 0 K: 3 S: 13	H: 2 LOB: 2 BB: 0 P: 18	R: 0 E: 0 K: 0 S: 6	H: 2 LOB: 1 BB: 0 P: 10	R: 0 E: 0 K: 0 S: 7	H: 0 LOB: 0 BB: 0 P: 8	R: 0 E: 0 K: 1 S: 11	H: 0 LOB: 0 BB: 0 P: 18	1B: 8 2B: 1 3B: 0 HR: 0	SF: 0 SAC: 1 DP: 1 HBP: 0	WP: 0 PB: 0 SB: 0 CS: 0	PA: 36
<b>PITCHER</b>	IP WLS BF H R ER SO BB IBB HBP BLK WP HR S P ERA WHIP	IP WLS BF H R ER SO BB IBB HBP BLK WP HR S P ERA WHIP	IP WLS BF H R ER SO BB IBB HBP BLK WP HR S P ERA WHIP	IP WLS BF H R ER SO BB IBB HBP BLK WP HR S P ERA WHIP	IP WLS BF H R ER SO BB IBB HBP BLK WP HR S P ERA WHIP	IP WLS BF H R ER SO BB IBB HBP BLK WP HR S P ERA WHIP	IP WLS BF H R ER SO BB IBB HBP BLK WP HR S P ERA WHIP	IP WLS BF H R ER SO BB IBB HBP BLK WP HR S P ERA WHIP	IP WLS BF H R ER SO BB IBB HBP BLK WP HR S P ERA WHIP	IP WLS BF H R ER SO BB IBB HBP BLK WP HR S P ERA WHIP	IP WLS BF H R ER SO BB IBB HBP BLK WP HR S P ERA WHIP	IP WLS BF H R ER SO BB IBB HBP BLK WP HR S P ERA WHIP	IP WLS BF H R ER SO BB IBB HBP BLK WP HR S P ERA WHIP	IP WLS BF H R ER SO BB IBB HBP BLK WP HR S P ERA WHIP	IP WLS BF H R ER SO BB IBB HBP BLK WP HR S P ERA WHIP	IP WLS BF H R ER SO BB IBB HBP BLK WP HR S P ERA WHIP	IP WLS BF H R ER SO BB IBB HBP BLK WP HR S P ERA WHIP					
40 Rich Harden, R (1,1) ERA: 4.57	7.0	W	30	9	1	1	1	1	0	0	0	0	0	0	0	0	1.29	1.429				
49 Carlos Marmol, R (8,1) ERA: 3.99	1.0	H	3	0	0	0	0	0	0	0	0	7	8	0.00	0.000							
63 Kevin Gregg, R (9,1) ERA: 3.93	1.0	S	3	0	0	0	1	0	0	0	0	11	18	0.00	0.000							

AB	33
R	3
H	7
RBI	3
BB	2
SO	5
LOB	15



AB	34
R	1
H	9
RBI	1
BB	1
SO	10
LOB	15





Batter	1	2	3	4	5	6	7	8	9	AB	R	H	RBI	BB	SO	LOB	TOP				
12 Alfonso Soriano, R (1,7) OBP: 0.296, SLG: 0.423	G3		G5-3					K		3	0	0	0	0	1	2	Chicago Cubs @ Pittsburgh Pirates PNC Park, Pittsburgh, PA Tue Jun 30 2009, 7:05 PM EDT Att: 17,054 - Cloudy - 68 F				
1 Kosuke Fukudome, L (1,8) OBP: 0.377, SLG: 0.406 29 Jeff Samardzija, R (8,1)	G5-3			L4		F8		K		4	0	0	0	0	1	3					
25 Derrek Lee, R (1,3) OBP: 0.364, SLG: 0.471				K		K		K		4	0	1	0	0	2	3					
5 Jake Fox, R (1,5) OBP: 0.350, SLG: 0.528					L8				G6-3	4	0	0	0	0	0	1					
6 Micah Hoffpauir, L (1,9) OBP: 0.293, SLG: 0.450		F7			F7			K		4	0	0	0	0	1	0					
18 Geovany Soto, R (1,2) OBP: 0.340, SLG: 0.382		K2-3							P6	3	0	2	0	1	1	0					
17 Mike Fontenot, L (1,4) OBP: 0.303, SLG: 0.355										4	0	1	0	0	2	2					
2 Ryan Theriot, R (1,6) OBP: 0.341, SLG: 0.417			P3							3	0	1	0	0	1	1					
30 Ted Lilly, L (1,1) OBP: 0.114, SLG: 0.176 21 Milton Bradley, S (8,PH) OBP: 0.355, SLG: 0.379			K							2	0	0	0	0	1	0					
										1	0	1	0	0	0	0					
<b>Inning Stats</b>	R: 0 E: 0 K: 0 S: 10	H: 1 LOB: 1 BB: 0 P: 15	R: 0 E: 0 K: 2 S: 7	H: 0 LOB: 0 BB: 0 P: 11	R: 0 E: 0 K: 1 S: 6	H: 0 LOB: 0 BB: 0 P: 11	R: 0 E: 0 K: 1 S: 8	H: 0 LOB: 1 BB: 0 P: 11	R: 0 E: 0 K: 1 S: 11	H: 0 LOB: 1 BB: 0 P: 16	R: 0 E: 0 K: 1 S: 10	H: 2 LOB: 2 BB: 0 P: 13	R: 0 E: 1 K: 2 S: 11	H: 2 LOB: 2 BB: 0 P: 15	R: 0 E: 0 K: 0 S: 8	H: 0 LOB: 1 BB: 1 P: 14	1B: 5 2B: 1 3B: 0 HR: 0	SF: 0 SAC: 0 DP: 1 HBP: 1	WP: 0 PB: 0 SB: 0 CS: 0	PA: 34	
<b>PITCHER</b>	IP WLS BF H R ER SO BB IBB HBP BLK WP HR S P ERA WHIP	7.0 W 25 4 0 0 8 0 0 1 0 0 0 62 93 0.00 0.571	1.0 H 5 2 0 0 2 0 0 0 0 0 0 11 15 0.00 2.000	1.0 S 4 0 0 0 0 1 0 0 0 0 0 8 14 0.00 1.000																	

Batter	1	2	3	4	5	6	7	8	9	AB	R	H	RBI	BB	SO	LOB	BOTTOM			
22 Andrew McCutchen, R (1,8) OBP: 0.333, SLG: 0.440	F7		F9					F8		4	0	0	0	0	1	2	Chicago Cubs @ Pittsburgh Pirates PNC Park, Pittsburgh, PA Tue Jun 30 2009, 7:05 PM EDT Att: 17,054 - Cloudy - 68 F			
12 Freddy Sanchez, R (1,4) OBP: 0.355, SLG: 0.480										3	1	3	2	1	0	0				
24 Delwyn Young, S (1,9) OBP: 0.392, SLG: 0.411										4	0	0	0	0	2	4				
25 Adam LaRoche, L (1,3) OBP: 0.360, SLG: 0.485										4	0	1	0	0	1	2				
15 Andy LaRoche, R (1,5) OBP: 0.354, SLG: 0.396										3	0	1	0	1	1	1				
44 Brandon Moss, L (1,7) OBP: 0.316, SLG: 0.379										4	0	2	0	0	1	2				
23 Robinson Diaz, R (1,2) OBP: 0.282, SLG: 0.347										4	0	0	0	0	0	6				
2 Jack Wilson, R (1,6) OBP: 0.316, SLG: 0.420										3	1	1	0	0	1	0				
49 Ross Ohlendorf, R (1,1) OBP: 0.063, SLG: 0.032 51 Steve Pearce, R (7,PH) OBP: 0.250, SLG: 0.286 34 John Grawow, L (8,1) 55 Matt Capps, R (9,1)										1	0	0	0	0	0	0				
										1	1	1	0	0	0	0				
										0	0	0	0	0	0	0				
										0	0	0	0	0	0	0				
<b>Inning Stats</b>	R: 0 E: 0 K: 2 S: 10	H: 0 LOB: 1 BB: 1 P: 14	R: 0 E: 0 K: 0 S: 3	H: 0 LOB: 0 BB: 1 P: 8	R: 0 E: 0 K: 1 S: 8	H: 0 LOB: 0 BB: 0 P: 13	R: 1 E: 1 K: 1 S: 17	H: 2 LOB: 2 BB: 0 P: 22	R: 1 E: 0 K: 2 S: 11	H: 2 LOB: 1 BB: 0 P: 14	R: 0 E: 0 K: 1 S: 9	H: 2 LOB: 1 BB: 0 P: 12	R: 1 E: 0 K: 0 S: 12	H: 2 LOB: 1 BB: 0 P: 18	R: 0 E: 0 K: 0 S: 9	H: 1 LOB: 1 BB: 0 P: 16	1B: 7 2B: 3 3B: 0 HR: 0	SF: 0 SAC: 1 DP: 2 HBP: 0	WP: 1 PB: 0 SB: 1 CS: 0	PA: 34
<b>PITCHER</b>	IP WLS BF H R ER SO BB IBB HBP BLK WP HR S P ERA WHIP	7.0 L 30 8 3 2 7 2 0 0 0 1 0 70 101 0.00 1.429	1.0 L 4 1 0 0 0 0 0 0 0 0 0 9 16 0.00 1.000																	

AB	32
R	0
H	6
RBI	0
BB	1
SO	10
LOB	12



AB	31
R	3
H	9
RBI	2
BB	2
SO	7
LOB	17





Batter	1	2	3	4	5	6	7	8	9	AB	R	H	RBI	BB	SO	LOB	TOP							
27 Sam Fuld, L (1.7)										4	1	2	0	1	1	0	<b>Chicago Cubs @ Pittsburgh Pirates</b> PNC Park, Pittsburgh, PA Wed Jul 01 2009, 7:05 PM EDT Att: 15,770 - Cloudy - 68 F							
2 Ryan Theriot, R (1.6)										4	0	2	0	0	0	1								
25 Derrek Lee, R (1.3)										5	1	1	2	0	2	3								
21 Milton Bradley, S (1.9)										2	1	0	0	2	0	0								
5 Jake Fox, R (1.5)										4	0	1	0	0	1	1								
17 Mike Fontenot, L (8.5)										0	0	0	0	0	0	0								
1 Kosuke Fukudome, L (1.8)										4	1	2	1	0	0	2								
18 Geovany Soto, R (1.2)										4	0	2	1	0	0	2								
13 Andrés Blanco, S (1.4)										3	0	0	0	1	1	4								
36 Randy Wells, R (1.1)										3	0	0	0	0	1	2								
6 Micah Hoffpauir, L (8. PH)										1	0	0	0	0	1	2								
49 Carlos Marmol, R (8.1)										0	0	0	0	0	0	0								
63 Kevin Gregg, R (9.1)										0	0	0	0	0	0	0								
<b>Inning Stats</b>	R: 2 H: 2 E: 0 K: 1 S: 11	H: 2 LOB: 0 BB: 0 P: 17	R: 0 H: 0 E: 0 K: 0 S: 6	H: 0 LOB: 0 BB: 0 P: 9	R: 0 H: 1 E: 0 K: 1 S: 10	H: 1 LOB: 0 BB: 0 P: 16	R: 0 H: 1 E: 0 K: 0 S: 9	H: 1 LOB: 2 BB: 1 P: 21	R: 0 H: 1 E: 1 K: 0 S: 6	H: 2 LOB: 1 BB: 1 P: 14	R: 1 H: 2 E: 0 K: 0 S: 13	H: 2 LOB: 2 BB: 1 P: 24	R: 0 H: 1 E: 0 K: 1 S: 8	H: 1 LOB: 0 BB: 0 P: 11	R: 1 H: 2 E: 0 K: 2 S: 19	H: 2 LOB: 2 BB: 1 P: 29	R: 0 H: 0 E: 0 K: 2 S: 14	H: 0 LOB: 0 BB: 0 P: 22	1B: 5 2B: 2 3B: 1 HR: 2	SF: 0 SAC: 1 DP: 2 HBP: 0	WP: 1 PB: 0 SB: 0 CS: 0	PA: 39		
<b>PITCHER</b>	IP WLS BF H R ER SO BB IBB HBP BLK WP HR S P ERA WHIP	IP WLS BF H R ER SO BB IBB HBP BLK WP HR S P ERA WHIP	IP WLS BF H R ER SO BB IBB HBP BLK WP HR S P ERA WHIP	IP WLS BF H R ER SO BB IBB HBP BLK WP HR S P ERA WHIP	IP WLS BF H R ER SO BB IBB HBP BLK WP HR S P ERA WHIP	IP WLS BF H R ER SO BB IBB HBP BLK WP HR S P ERA WHIP	IP WLS BF H R ER SO BB IBB HBP BLK WP HR S P ERA WHIP	IP WLS BF H R ER SO BB IBB HBP BLK WP HR S P ERA WHIP	IP WLS BF H R ER SO BB IBB HBP BLK WP HR S P ERA WHIP	IP WLS BF H R ER SO BB IBB HBP BLK WP HR S P ERA WHIP	IP WLS BF H R ER SO BB IBB HBP BLK WP HR S P ERA WHIP	IP WLS BF H R ER SO BB IBB HBP BLK WP HR S P ERA WHIP	IP WLS BF H R ER SO BB IBB HBP BLK WP HR S P ERA WHIP	IP WLS BF H R ER SO BB IBB HBP BLK WP HR S P ERA WHIP	IP WLS BF H R ER SO BB IBB HBP BLK WP HR S P ERA WHIP	IP WLS BF H R ER SO BB IBB HBP BLK WP HR S P ERA WHIP	IP WLS BF H R ER SO BB IBB HBP BLK WP HR S P ERA WHIP	IP WLS BF H R ER SO BB IBB HBP BLK WP HR S P ERA WHIP	IP WLS BF H R ER SO BB IBB HBP BLK WP HR S P ERA WHIP	IP WLS BF H R ER SO BB IBB HBP BLK WP HR S P ERA WHIP	IP WLS BF H R ER SO BB IBB HBP BLK WP HR S P ERA WHIP	IP WLS BF H R ER SO BB IBB HBP BLK WP HR S P ERA WHIP	IP WLS BF H R ER SO BB IBB HBP BLK WP HR S P ERA WHIP	IP WLS BF H R ER SO BB IBB HBP BLK WP HR S P ERA WHIP

AB	34
R	4
H	10
RBI	4
BB	4
SO	7
LOB	17



Batter	1	2	3	4	5	6	7	8	9	AB	R	H	RBI	BB	SO	LOB	BOTTOM							
22 Andrew McCutchen, R (1.8)										4	1	2	0	0	0	1	<b>Chicago Cubs @ Pittsburgh Pirates</b> PNC Park, Pittsburgh, PA Wed Jul 01 2009, 7:05 PM EDT Att: 15,770 - Cloudy - 68 F							
12 Freddy Sanchez, R (1.4)										4	0	1	0	0	1	2								
46 Garrett Jones, L (1.7)										4	0	0	0	0	1	2								
25 Adam LaRoche, L (1.3)										3	0	0	0	1	0	0								
44 Brandon Moss, L (1.9)										4	0	1	1	0	1	0								
5 Ramón Vázquez, L (1.5)										4	0	0	0	0	1	2								
35 Jason Jaramillo, S (1.2)										3	0	2	0	0	1	0								
2 Jack Wilson, R (1.6)										3	0	0	0	0	0	2								
50 Virgil Vasquez, R (1.1)										2	0	0	0	0	1	1								
52 Joel Hanrahan, R (7.1)										0	0	0	0	0	0	0								
43 Jesse Chavez, R (8.1)										0	0	0	0	0	0	0								
58 Steven Jackson, R (8.1)										0	0	0	0	0	0	0								
24 Delwyn Young, S (8. PH)										0	0	0	0	0	0	0								
47 Evan Meek, R (9.1)										0	0	0	0	0	0	0								
<b>Inning Stats</b>	R: 1 H: 2 E: 0 K: 1 S: 13	H: 2 LOB: 1 BB: 1 P: 22	R: 0 H: 1 E: 0 K: 0 S: 8	H: 1 LOB: 0 BB: 0 P: 11	R: 0 H: 0 E: 0 K: 0 S: 6	H: 0 LOB: 0 BB: 0 P: 8	R: 0 H: 0 E: 0 K: 0 S: 8	H: 0 LOB: 0 BB: 0 P: 11	R: 0 H: 3 E: 0 K: 1 S: 12	H: 3 LOB: 2 BB: 0 P: 18	R: 0 H: 0 E: 0 K: 1 S: 9	H: 0 LOB: 0 BB: 0 P: 14	R: 0 H: 0 E: 0 K: 1 S: 10	H: 0 LOB: 0 BB: 0 P: 13	R: 0 H: 0 E: 0 K: 2 S: 11	H: 0 LOB: 1 BB: 0 P: 17	R: 0 H: 0 E: 0 K: 0 S: 8	H: 0 LOB: 0 BB: 0 P: 12	1B: 5 2B: 1 3B: 0 HR: 0	SF: 0 SAC: 0 DP: 1 HBP: 1	WP: 0 PB: 0 SB: 0 CS: 0	PA: 33		
<b>PITCHER</b>	IP WLS BF H R ER SO BB IBB HBP BLK WP HR S P ERA WHIP	IP WLS BF H R ER SO BB IBB HBP BLK WP HR S P ERA WHIP	IP WLS BF H R ER SO BB IBB HBP BLK WP HR S P ERA WHIP	IP WLS BF H R ER SO BB IBB HBP BLK WP HR S P ERA WHIP	IP WLS BF H R ER SO BB IBB HBP BLK WP HR S P ERA WHIP	IP WLS BF H R ER SO BB IBB HBP BLK WP HR S P ERA WHIP	IP WLS BF H R ER SO BB IBB HBP BLK WP HR S P ERA WHIP	IP WLS BF H R ER SO BB IBB HBP BLK WP HR S P ERA WHIP	IP WLS BF H R ER SO BB IBB HBP BLK WP HR S P ERA WHIP	IP WLS BF H R ER SO BB IBB HBP BLK WP HR S P ERA WHIP	IP WLS BF H R ER SO BB IBB HBP BLK WP HR S P ERA WHIP	IP WLS BF H R ER SO BB IBB HBP BLK WP HR S P ERA WHIP	IP WLS BF H R ER SO BB IBB HBP BLK WP HR S P ERA WHIP	IP WLS BF H R ER SO BB IBB HBP BLK WP HR S P ERA WHIP	IP WLS BF H R ER SO BB IBB HBP BLK WP HR S P ERA WHIP	IP WLS BF H R ER SO BB IBB HBP BLK WP HR S P ERA WHIP	IP WLS BF H R ER SO BB IBB HBP BLK WP HR S P ERA WHIP	IP WLS BF H R ER SO BB IBB HBP BLK WP HR S P ERA WHIP	IP WLS BF H R ER SO BB IBB HBP BLK WP HR S P ERA WHIP	IP WLS BF H R ER SO BB IBB HBP BLK WP HR S P ERA WHIP	IP WLS BF H R ER SO BB IBB HBP BLK WP HR S P ERA WHIP	IP WLS BF H R ER SO BB IBB HBP BLK WP HR S P ERA WHIP	IP WLS BF H R ER SO BB IBB HBP BLK WP HR S P ERA WHIP	IP WLS BF H R ER SO BB IBB HBP BLK WP HR S P ERA WHIP

AB	31
R	1
H	6
RBI	1
BB	1
SO	6
LOB	10





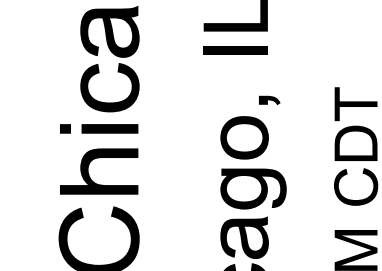
Batter	1	2	3	4	5	6	7	8	9	AB	R	H	RBI	BB	SO	LOB	TOP										
30 Craig Counsell, L (1.4) OBP: 0.362, SLG: 0.417	G4-3		K		FC6-4		E4 1B	F8		4	0	0	0	1	1	3	<b>Milwaukee Brewers @ Chicago Cubs</b> Wrigley Field, Chicago, IL Thu Jul 02 2009, 7:05 PM CDT Att: 40,545 - Partly Cloudy - 63 F										
7 J.J. Hardy, R (1.6) OBP: 0.302, SLG: 0.360	K		G5-3		K		K		F7	5	0	0	0	0	3	4											
8 Ryan Braun, R (1.7) OBP: 0.414, SLG: 0.567	K		F8		FC6-4		1B		P4	5	0	1	1	0	1	2											
28 Prince Fielder, L (1.3) OBP: 0.425, SLG: 0.617		25 HR 2B		K		HR			BB	4	2	2	1	1	2	2											
14 Casey McGehee, R (1.5) OBP: 0.378, SLG: 0.525	G6-3		25 1B		K				K	5	0	1	0	0	3	2											
25 Mike Cameron, R (1.8) OBP: 0.357, SLG: 0.465		HR		1B		F9		18 1B		4	2	3	2	0	0	0											
1 Corey Hart, R (1.9) OBP: 0.317, SLG: 0.422	G5-3		G4-6-3		G5-3			18 1B		3	0	0	0	0	0	2											
18 Jason Kendall, R (1.2) OBP: 0.330, SLG: 0.277					K		G1-3		1B	4	0	2	1	0	1	0											
73 Seth McClung, L (1.1) 42 Chris Smith, R (4.1) 22 Jody Gerst, L (7.7) 38 Chris Narveson, L (7.1) 27 Frank Catalanotto, L (8.7) 45 Mark DiFelice, R (8.1)									F5	1	0	0	0	0	1	1											
										1	0	0	0	0	0	0											
<b>Inning Stats</b>	R: 0 E: 0 K: 2 S: 11	H: 0 LOB: 0 BB: 0 P: 17	R: 2 E: 0 K: 1 S: 12	H: 3 LOB: 1 BB: 0 P: 18	R: 0 E: 0 K: 1 S: 7	H: 0 LOB: 0 BB: 0 P: 11	R: 0 E: 0 K: 1 S: 10	H: 2 LOB: 1 BB: 0 P: 15	R: 0 E: 0 K: 2 S: 9	H: 0 LOB: 2 BB: 2 P: 17	R: 1 E: 0 K: 1 S: 9	H: 1 LOB: 0 BB: 0 P: 15	R: 1 E: 1 K: 2 S: 13	H: 2 LOB: 2 BB: 0 P: 20	R: 1 E: 0 K: 1 S: 11	H: 2 LOB: 2 BB: 1 P: 21	R: 0 E: 0 K: 1 S: 10	H: 0 LOB: 1 BB: 1 P: 20	1B: 6 2B: 2 3B: 0 HR: 2	SF: 0 SAC: 0 DP: 1 HBP: 1	WP: 0 PB: 0 SB: 0 CS: 0	PA: 41					
<b>PITCHER</b>	IP	WLS	BF	H	R	ER	SO	BB	IBB	HBP	BLK	WP	HR	S	P	ERA	WHIP										
46 Ryan Dempster, R (1.1) ERA: 4.09	6.2	W	30	8	4	3	9	2	0	0	0	0	2	68	109	4.05	1.500										
45 Sean Marshall, L (7.1) ERA: 4.37	0.1		1	0	0	0	1	0	0	0	0	0	0	3	4	0.00	0.000										
47 Aaron Heilman, R (8.1) ERA: 4.04	1.0		6	2	1	1	1	0	0	1	0	0	0	11	21	9.00	2.000										
49 Carlos Marmol, R (9.1) ERA: 3.76	1.0		4	0	0	0	1	1	0	0	0	0	0	10	20	0.00	1.000										

Batter	1	2	3	4	5	6	7	8	9	AB	R	H	RBI	BB	SO	LOB	BOTTOM										
27 Sam Fuld, L (1.7) OBP: 0.600, SLG: 0.750	25 HR 2B				25 HR 1B		L7		F9	4	2	2	0	1	0	0	<b>Milwaukee Brewers @ Chicago Cubs</b> Wrigley Field, Chicago, IL Thu Jul 02 2009, 7:05 PM CDT Att: 40,545 - Partly Cloudy - 63 F										
2 Ryan Theriot, R (1.6) OBP: 0.347, SLG: 0.419	25 HR 1B		G4-3		25 HR BB		21 1B		F9	4	2	2	0	1	0	1											
25 Derrek Lee, R (1.3) OBP: 0.363, SLG: 0.502	HR		F9		HR		L8			4	2	2	7	0	0	1											
21 Milton Bradley, S (1.9) OBP: 0.356, SLG: 0.372	K		G1-3		G4-3					4	0	1	0	0	1	0											
5 Jake Fox, R (1.5) OBP: 0.353, SLG: 0.550										3	1	1	1	1	0	2											
47 Aaron Heilman, R (8.1) ERA: 4.04					P6		FC4-6			0	0	0	0	0	0	0											
49 Carlos Marmol, R (9.1) ERA: 3.76	HR				BB					0	0	0	0	0	0	0											
1 Kosuke Fukudome, L (1.8) OBP: 0.377, SLG: 0.427	G4-3		G4-3		G4-3		17 G3		G4-3	4	0	1	0	0	0	1											
18 Geovany Soto, R (1.2) OBP: 0.342, SLG: 0.496	F9				HR		K		F8	4	1	1	1	0	1	1											
17 Mike Fontenot, L (1.4) OBP: 0.302, SLG: 0.353			F8		27 1B		G3		L8	4	1	1	0	0	0	1											
46 Ryan Dempster, R (1.1) ERA: 4.09			G6-3		SH3-4		G6-3		P3	2	0	0	0	0	0	1											
45 Sean Marshall, L (7.1) ERA: 4.37										0	0	0	0	0	0	0											
13 Andrés Blanco, S (8.4) OBP: 0.282, SLG: 0.278										1	0	0	0	0	0	0											
<b>Inning Stats</b>	R: 4 E: 0 K: 1 S: 26	H: 3 LOB: 0 BB: 1 P: 39	R: 0 E: 0 K: 0 S: 9	H: 1 LOB: 1 BB: 0 P: 17	R: 0 E: 0 K: 0 S: 10	H: 0 LOB: 1 BB: 1 P: 19	R: 5 E: 0 K: 0 S: 11	H: 4 LOB: 0 BB: 1 P: 26	R: 0 E: 0 K: 1 S: 13	H: 1 LOB: 1 BB: 0 P: 19	R: 0 E: 0 K: 0 S: 10	H: 2 LOB: 2 BB: 0 P: 15	R: 0 E: 0 K: 0 S: 6	H: 0 LOB: 0 BB: 0 P: 11	R: 0 E: 0 K: 0 S: 7	H: 0 LOB: 0 BB: 0 P: 13	1B: 5 2B: 2 3B: 0 HR: 4	SF: 0 SAC: 1 DP: 0 HBP: 0	WP: 0 PB: 0 SB: 0 CS: 0	PA: 38							
<b>PITCHER</b>	IP	WLS	BF	H	R	ER	SO	BB	IBB	HBP	BLK	WP	HR	S	P	ERA	WHIP										
73 Seth McClung, R (1.1) ERA: 4.59	3.1	L	19	7	7	7	1	2	0	0	0	0	1	29	50	6.75	1.875										
52 Chris Smith, R (4.1) ERA: 2.5	2.2		13	4	2	2	1	1	0	0	0	0	0	6	11	0.00	0.000										
38 Chris Narveson, L (7.1) ERA: 9.0	1.0		3	0	0	0	0	0	0	0	0	0	0	7	13	0.00	0.000										
45 Mark DiFelice, R (8.1) ERA: 1.72	1.0		3	0	0	0	0	0	0	0	0	0	0	7	13	0.00	0.000										

AB 37  
R 5  
H 10  
RBI 5  
BB 3  
SO 12  
LOB 18



AB 34  
R 9  
H 11  
RBI 9  
BB 3  
SO 2  
LOB 8









Batter	1	2	3	4	5	6	7	8	9	AB	R	H	RBI	BB	SO	LOB	TOP					
30 Craig Counsell, L (1.4) OBP: 0.360, SLG: 0.408										5	1	1	0	0	1	1						
7 J.J. Hardy, R (1.6) OBP: 0.300, SLG: 0.366										5	2	2	1	0	2	2						
8 Ryan Braun, R (1.7) OBP: 0.410, SLG: 0.561										5	2	2	0	0	0	1						
28 Prince Fielder, L (1.3) OBP: 0.433, SLG: 0.613										2	2	1	0	3	0	0						
14 Casey McGehee, R (1.5) OBP: 0.386, SLG: 0.562										5	3	4	5	0	0	1						
38 Chris Narveson, L (9.1)										0	0	0	0	0	0	0						
25 Mike Cameron, R (1.8) OBP: 0.357, SLG: 0.474										3	1	2	4	1	0	0						
22 Jody Gerut, L (8. PH) OBP: 0.233, SLG: 0.318										1	0	0	0	0	0	0						
1 Corey Hart, R (1.9) OBP: 0.321, SLG: 0.422										5	0	2	0	0	0	4						
18 Jason Kendall, R (1.2) OBP: 0.322, SLG: 0.275										5	0	0	0	0	0	6						
41 Braden Looper, R (1.1) OBP: 0.347, SLG: 0.107										3	0	0	0	0	0	2						
24 Matt Gamel, L (7. PH) OBP: 0.149, SLG: 0.386										0	0	0	0	0	0	0						
12 Carlos Villanueva, R (7.1) OBP: 0.355, SLG: 0.533										0	0	0	0	0	0	0						
60 Todd Coffey, R (8.1) OBP: 0.288, SLG: 0.333										0	0	0	0	0	0	0						
2 Bill Hall, R (9. PH) OBP: 0.201, SLG: 0.339										1	0	0	0	0	1	0						
<b>Inning Stats</b>	R: 5 H: 5 E: 0 K: 1 S: 21	H: 5 LOB: 1 BB: 1 P: 38	R: 1 H: 1 E: 0 K: 0 S: 9	H: 1 LOB: 0 BB: 0 P: 10	R: 1 H: 2 E: 0 K: 0 S: 9	H: 2 LOB: 1 BB: 0 P: 11	R: 2 H: 3 E: 0 K: 0 S: 15	H: 3 LOB: 3 BB: 2 P: 30	R: 0 H: 0 E: 0 K: 1 S: 9	H: 0 LOB: 0 BB: 0 P: 14	R: 2 H: 3 E: 0 K: 0 S: 9	H: 3 LOB: 1 BB: 0 P: 11	R: 0 H: 0 E: 0 K: 1 S: 13	H: 0 LOB: 0 BB: 1 P: 20	R: 0 H: 0 E: 0 K: 0 S: 3	H: 0 LOB: 0 BB: 0 P: 9	R: 0 H: 0 E: 0 K: 1 S: 9	H: 0 LOB: 0 BB: 0 P: 14	1B: 7 2B: 3 3B: 1 HR: 3	SF: 0 SAC: 0 DP: 1 HBP: 0	WP: 1 PB: 1 SB: 1 CS: 0	PA: 45
<b>PITCHER</b>	IP WLS BF H R ER SO BB IBB HBP BLK WP HR S P ERA WHIP																					
40 Rich Harden, R (1.1) ERA: 5.35	2.0	L	15	8	7	7	1	0	1	0	0	0	0	0	2	33	52	31.50	4.000			
54 David Patton, R (3.1) ERA: 5.63	2.0		11	3	2	2	0	1	1	0	0	0	0	0	21	37	9.00	2.000				
29 Jeff Samardzija, R (5.1) ERA: 6.14	3.0		13	3	2	2	1	0	0	0	0	1	1	31	45	6.00	1.333					
22 Kevin Hart, R (8.1) ERA: 1.59	2.0		6	0	0	0	1	1	0	0	0	0	0	12	23	0.00	0.500					

Milwaukee Brewers @ Chicago Cubs  
Wrigley Field, Chicago, IL  
Sat Jul 04 2009, 12:05 PM CDT  
Att: 40,088 - Cloudy - 68 F

AB 40  
R 11  
H 14  
RBI 10  
BB 5  
SO 4  
LOB 17



Batter	1	2	3	4	5	6	7	8	9	AB	R	H	RBI	BB	SO	LOB	BOTTOM			
1 Kosuke Fukudome, L (1.8) OBP: 0.379, SLG: 0.422										4	0	1	0	0	0	1				
13 Andrés Blanco, S (8.6) OBP: 0.282, SLG: 0.278										0	0	0	0	0	0	0				
2 Ryan Theriot, R (1.6) OBP: 0.343, SLG: 0.413										4	0	0	0	0	0	4				
22 Kevin Hart, R (8.1)										0	0	0	0	0	0	0				
25 Derrek Lee, R (1.3) OBP: 0.360, SLG: 0.492										3	1	1	0	0	0	0				
28 Jeff Baker, R (8.3) OBP: 0.154, SLG: 0.200										1	0	0	0	0	1	0				
21 Milton Bradley, S (1.9) OBP: 0.368, SLG: 0.389										2	1	1	2	2	0	0				
5 Jake Fox, R (1.5) OBP: 0.351, SLG: 0.507										4	0	1	0	0	1	1				
12 Alfonso Soriano, R (1.7) OBP: 0.288, SLG: 0.411										4	0	0	0	0	2	3				
18 Geovany Soto, R (1.2) OBP: 0.339, SLG: 0.398										4	0	0	0	0	0	1				
17 Mike Fontenot, L (1.4) OBP: 0.313, SLG: 0.364										3	0	2	0	1	1	0				
40 Rich Harden, L (1.1) ERA: 4.78	6.0	W	26	6	2	2	3	3	0	0	0	0	0	0	0	0				
54 David Patton, R (3.1) ERA: 4.74	1.0		3	0	0	0	0	0	0	0	0	0	0	0	0	0				
60 Todd Coffey, R (8.1) ERA: 2.7	1.0		3	0	0	0	2	0	0	0	0	0	0	0	0	0				
38 Chris Narveson, L (9.1) ERA: 8.0	1.0		4	1	0	0	1	0	0	0	0	0	0	0	0	0				
<b>Inning Stats</b>	R: 0 H: 1 E: 1 K: 0 S: 9	H: 3 LOB: 3 BB: 1 P: 21	R: 0 H: 3 E: 0 K: 0 S: 13	H: 3 LOB: 2 BB: 0 P: 19	R: 2 H: 2 E: 0 K: 0 S: 14	H: 2 LOB: 0 BB: 0 P: 24	R: 0 H: 0 E: 0 K: 1 S: 10	H: 0 LOB: 1 BB: 1 P: 19	R: 0 H: 0 E: 0 K: 2 S: 9	H: 0 LOB: 0 BB: 0 P: 15	R: 0 H: 0 E: 0 K: 0 S: 5	H: 0 LOB: 0 BB: 0 P: 7	R: 0 H: 0 E: 0 K: 2 S: 7	H: 0 LOB: 0 BB: 0 P: 9	R: 0 H: 1 E: 0 K: 1 S: 11	H: 1 LOB: 1 BB: 0 P: 14	1B: 6 2B: 0 3B: 0 HR: 1	SF: 0 SAC: 0 DP: 3 HBP: 0	WP: 0 PB: 0 SB: 0 CS: 0	PA: 36
<b>PITCHER</b>	IP WLS BF H R ER SO BB IBB HBP BLK WP HR S P ERA WHIP																			
41 Braden Looper, R (1.1) ERA: 4.78	6.0		26	6	2	2	3	3	0	0	0	0	0	0	0	0				
12 Carlos Villanueva, R (7.1) ERA: 4.74	1.0		3	0	0	0	0	0	0	0	0	0	0	0	0	0				
60 Todd Coffey, R (8.1) ERA: 2.7	1.0		3	0	0	0	2	0	0	0	0	0	0	0	0	0				
38 Chris Narveson, L (9.1) ERA: 8.0	1.0		4	1	0	0	1	0	0	0	0	0	0	0	0	0				

Milwaukee Brewers @ Chicago Cubs  
Wrigley Field, Chicago, IL  
Sat Jul 04 2009, 12:05 PM CDT  
Att: 40,088 - Cloudy - 68 F

AB 33  
R 2  
H 7  
RBI 2  
BB 3  
SO 6  
LOB 12





Batter	1	2	3	4	5	6	7	8	9	AB	R	H	RBI	BB	SO	LOB	TOP					
1 Corey Hart, R OBP: 0.320, SLG: 0.420										4	0	1	0	0	0	2						
7 J.J. Hardy, R OBP: 0.299, SLG: 0.364										4	0	1	0	0	2	1						
8 Ryan Braun, R OBP: 0.409, SLG: 0.557										4	1	1	0	0	0	1						
28 Prince Fielder, L OBP: 0.434, SLG: 0.622										4	1	2	1	0	0	1						
14 Casey McGehee, R OBP: 0.396, SLG: 0.567										4	0	3	1	0	0	0						
25 Mike Cameron, R OBP: 0.355, SLG: 0.470										4	0	1	0	0	2	5						
18 Jason Kendall, R OBP: 0.321, SLG: 0.278										4	0	1	0	0	1	1						
2 Bill Hall, R OBP: 0.256, SLG: 0.332										4	0	0	0	0	3	1						
47 Mike Burns, R 45 Mark DiFelice, R 38 Chris Narveson, L 24 Mat Gamel, L 52 Chris Smith, R 60 Todd Coffey, R 27 Frank Catalanotto, L										2	0	0	0	0	2	0						
<b>Inning Stats</b>	R: 0 E: 0 K: 1 S: 10	H: 1 LOB: 0 BB: 0 P: 12	R: 0 E: 0 K: 0 S: 8	H: 1 LOB: 1 BB: 0 P: 10	R: 0 E: 0 K: 1 S: 8	H: 0 LOB: 0 BB: 0 P: 9	R: 1 E: 0 K: 2 S: 15	H: 2 LOB: 1 BB: 0 P: 22	R: 0 E: 0 K: 3 S: 13	H: 0 LOB: 0 BB: 0 P: 17	R: 1 E: 0 K: 1 S: 15	H: 3 LOB: 2 BB: 0 P: 23	R: 0 E: 0 K: 1 S: 14	H: 2 LOB: 1 BB: 0 P: 21	R: 0 E: 0 K: 0 S: 12	H: 2 LOB: 2 BB: 0 P: 17	R: 0 E: 0 K: 2 S: 10	H: 0 LOB: 0 BB: 0 P: 17	1B: 9 2B: 1 3B: 0 HR: 1	SF: 0 SAC: 0 DP: 1 HBP: 0	WP: 0 PB: 0 SB: 0 CS: 1	PA: 36
<b>PITCHER</b>	IP WLS BF H R ER SO BB IBB HBP BLK WP HR S P ERA WHIP																					
30 Ted Lilly, L ERA: 3.32	6.1 W 27 9 2 2 9 0 0 0 0 0 0 1 81 112 2.84 1.421																					
47 Aaron Heilman, R ERA: 3.75	1.2 6 2 0 0 0 0 0 0 0 0 0 0 14 19 0.00 1.200																					
49 Carlos Marmol, R ERA: 3.66	1.0 3 0 0 0 2 0 0 0 0 0 0 0 10 17 0.00 0.000																					

Milwaukee Brewers @ Chicago Cubs  
Wrigley Field, Chicago, IL  
Sun Jul 05 2009, 1:20 PM CDT  
Att: 40,369 - Sunny - 69 F

AB 36  
R 2  
H 11  
RBI 2  
BB 0  
SO 11  
LOB 12



Batter	1	2	3	4	5	6	7	8	9	AB	R	H	RBI	BB	SO	LOB	BOTTOM			
1 Kosuke Fukudome, L OBP: 0.379, SLG: 0.432										4	2	2	1	0	0	0				
2 Ryan Theriot, R OBP: 0.344, SLG: 0.413										5	1	2	0	0	1	1				
25 Derrek Lee, R OBP: 0.361, SLG: 0.504										4	1	2	3	0	0	1				
21 Milton Bradley, S OBP: 0.370, SLG: 0.388										3	1	1	0	1	2	2				
5 Jake Fox, R OBP: 0.358, SLG: 0.563										4	2	2	2	0	0	3				
47 Aaron Heilman, R 49 Carlos Marmol, R										0	0	0	0	0	0	0				
12 Alfonso Soriano, R OBP: 0.290, SLG: 0.412										4	0	2	0	0	0	2				
27 Sam Fuld, L OBP: 0.462, SLG: 0.545										3	0	0	1	0	1	2				
18 Geovany Soto, R OBP: 0.333, SLG: 0.393										4	1	2	1	0	1	1				
17 Mike Fontenot, L OBP: 0.315, SLG: 0.371										4	1	2	1	0	1	1				
30 Ted Lilly, L OBP: 0.108, SLG: 0.167										2	0	0	0	0	1	2				
13 Andrés Blanco, S OBP: 0.279, SLG: 0.275										1	0	0	0	0	0	0				
<b>Inning Stats</b>	R: 2 E: 0 K: 1 S: 11	H: 2 LOB: 0 BB: 0 P: 17	R: 0 E: 0 K: 0 S: 9	H: 1 LOB: 1 BB: 0 P: 14	R: 0 E: 0 K: 0 S: 7	H: 0 LOB: 0 BB: 0 P: 13	R: 2 E: 0 K: 1 S: 16	H: 2 LOB: 1 BB: 1 P: 23	R: 3 E: 0 K: 1 S: 14	H: 5 LOB: 1 BB: 0 P: 19	R: 1 E: 0 K: 0 S: 14	H: 3 LOB: 3 BB: 0 P: 24	R: 0 E: 0 K: 2 S: 8	H: 0 LOB: 0 BB: 0 P: 11	R: 0 E: 0 K: 1 S: 8	H: 0 LOB: 0 BB: 0 P: 10	1B: 8 2B: 2 3B: 1 HR: 2	SF: 2 SAC: 1 DP: 0 HBP: 0	WP: 0 PB: 0 SB: 0 CS: 0	PA: 38
<b>PITCHER</b>	IP WLS BF H R ER SO BB IBB HBP BLK WP HR S P ERA WHIP																			
47 Mike Burns, R ERA: 5.57	4.2 L 23 9 7 7 3 1 0 0 0 0 0 0 4 5 0.00 3.000																			
45 Mark DiFelice, R ERA: 1.95	0.1 2 1 0 0 0 0 0 0 0 0 0 0 4 5 0.00 3.000																			
38 Chris Narveson, L ERA: 8.1	1.0 7 3 1 1 0 0 0 0 0 0 0 0 14 24 9.00 3.000																			
52 Chris Smith, R ERA: 2.37	1.0 3 0 0 0 2 0 0 0 0 0 0 0 8 11 0.00 0.000																			
60 Todd Coffey, R ERA: 2.63	1.0 3 0 0 0 1 0 0 0 0 0 0 0 8 10 0.00 0.000																			

Milwaukee Brewers @ Chicago Cubs  
Wrigley Field, Chicago, IL  
Sun Jul 05 2009, 1:20 PM CDT  
Att: 40,369 - Sunny - 69 F


AB 34  
R 8  
H 13  
RBI 8  
BB 1  
SO 6  
LOB 14










Batter	1	2	3	4	5	6	7	8	9	AB	R	H	RBI	BB	SO	LOB	TOP			
13 Nate McLouth, L (1, 8) OBP: 0.348, SLG: 0.482	4-1 G4-3 18 14 16 1B BB		1-1 G6-3		0-0 L8		3-2 2B		0-1 F7	4	1	1	0	1	0	2	<p>Atlanta Braves @ Chicago Cubs</p> <p>Wrigley Field, Chicago, IL</p> <p>Tue Jul 07 2009, 7:05 PM CDT</p> <p>Att. 40,359 - Overcast - 65 F</p>			
14 Martin Prado, R (1, 5) OBP: 0.377, SLG: 0.593	0-0 SH1-3 1-2		3-2 16 2B 1B		2-2 F9		1-2 F9		3-2 G4-3	4	1	1	0	0	0	3				
18 Garret Anderson, L (1, 7) OBP: 0.304, SLG: 0.493	0-1 G4-3 2-3		0-3 K		4-1 BB		3-2 F7			3	0	0	0	1	1	3				
16 Brian McCann, L (1, 2) OBP: 0.387, SLG: 0.495	0-0 1B		2-1 1H 2B		1-3 K			1-1 G1-3		4	0	2	2	0	1	1				
19 Yunel Escobar, R (1, 6) OBP: 0.355, SLG: 0.430	0-3 K		1-3 K		0-0 L6		1-0 L3		1-2 G1-3	4	0	0	0	0	2	2				
22 Casey Kotchman, L (1, 3) OBP: 0.339, SLG: 0.384		1-2 G3		4-0 26 G4-3 BB		2-2 1B				3	0	1	0	1	0	0				
7 Jeff Francoeur, R (1, 9) OBP: 0.279, SLG: 0.341		1-0 F9		2-3 K		1-0 F9			0-0 26 1B	4	0	1	0	0	1	2				
26 Brooks Conrad, S (1, 4) OBP: 0.364, SLG: 0.818		2-1 3B		2-1 G4-3		3-3 K			0-0 1SAFE 1B	4	0	2	0	0	1	2				
33 Javier Vazquez, R (1, 1) OBP: 0.111, SLG: 0.118									1-0 B5	3	0	0	0	0	1	2	<p>AB 34</p> <p>R 2</p> <p>H 8</p> <p>RBI 2</p> <p>BB 3</p> <p>SO 7</p> <p>LOB 19</p> 			
51 Michael Gonzalez, R (8, 1)										0	0	0	0	0	0	0				
23 Matt Diaz, R (9, PH) OBP: 0.380, SLG: 0.474										1	0	0	0	0	0	2				
Rafael Soriano, R (9, 1)										0	0	0	0	0	0	0				
<b>Inning Stats</b>	R: 1 E: 0 K: 1 S: 8	H: 1 LOB: 1 BB: 1 P: 12	R: 0 E: 0 K: 0 S: 7	H: 1 LOB: 1 BB: 0 P: 11	R: 1 E: 0 K: 2 S: 13	H: 2 LOB: 1 BB: 0 P: 20	R: 0 E: 0 K: 1 S: 9	H: 0 LOB: 1 BB: 1 P: 18	R: 0 E: 0 K: 1 S: 9	H: 1 LOB: 1 BB: 0 P: 15	R: 0 E: 0 K: 0 S: 22	H: 1 LOB: 1 BB: 0 P: 29	R: 0 E: 0 K: 0 S: 6	H: 0 LOB: 0 BB: 0 P: 9	R: 0 E: 0 K: 0 S: 8	H: 2 LOB: 2 BB: 0 P: 12	1B: 5 2B: 2 3B: 1 HR: 0	SF: 0 SAC: 1 DP: 0 HBP: 0	WP: 0 PB: 0 SB: 0 CS: 0	PA: 38
<b>PITCHER</b>	IP WLS BF H R ER SO	IP WLS BF H R ER SO	IP WLS BF H R ER SO	IP WLS BF H R ER SO	IP WLS BF H R ER SO	IP WLS BF H R ER SO	IP WLS BF H R ER SO	IP WLS BF H R ER SO	IP WLS BF H R ER SO	IP WLS BF H R ER SO	IP WLS BF H R ER SO	IP WLS BF H R ER SO	IP WLS BF H R ER SO	IP WLS BF H R ER SO	IP WLS BF H R ER SO	IP WLS BF H R ER SO	ERA WHIP	ERA WHIP		
38 Carlos Zambrano, R (1, 1) ERA: 3.47	6.0 L 26 5 2 2 6																3.00	1.333		
37 Angel Guzman, R (7, 1) ERA: 2.45	1.0 4 1 0 0 1																0.00	1.000		
45 Sean Marshall, L (8, 1) ERA: 4.21	1.0 3 0 0 0 0																0.00	0.000		
47 Aaron Heilman, R (9, 1) ERA: 3.66	1.0 5 2 0 0 0																0.00	2.000		

Batter	1	2	3	4	5	6	7	8	9	AB	R	H	RBI	BB	SO	LOB	BOTTOM					
1 Kosuke Fukudome, L (1, 8) OBP: 0.380, SLG: 0.434	3-3 K		1-3 K		0-1 G3			2-2 F7		3	0	0	0	0	2	0	<p>Atlanta Braves @ Chicago Cubs</p> <p>Wrigley Field, Chicago, IL</p> <p>Tue Jul 07 2009, 7:05 PM CDT</p> <p>Att. 40,359 - Overcast - 65 F</p>					
9 Reed Johnson, R (8, PH) OBP: 0.333, SLG: 0.442										1	0	0	0	0	0	0						
2 Ryan Theriot, R (1, 6) OBP: 0.343, SLG: 0.413	0-1 G6-3		0-0 G1-3			3-2 G6-3		1-2 2B		4	0	1	0	0	0	0						
25 Derrek Lee, R (1, 3) OBP: 0.359, SLG: 0.511	1-3 K		0-1 G6-3			3-2 K		1-0 P4		4	0	0	0	0	2	1						
6 Micah Hoffpauir, L (1, 9) OBP: 0.285, SLG: 0.432		0-0 16 1B 1B		2-2 P5		1-1 F7			1-2 L8	4	1	1	0	0	0	0						
16 Aramis Ramirez, R (1, 5) OBP: 0.400, SLG: 0.554		1-2 55 1B 1B		0-0 G4-3			1-0 12 FC6-4 1B		2-3 K	4	0	2	0	0	1	0						
12 Alfonso Soriano, R (1, 7) OBP: 0.292, SLG: 0.414		1-3 K		0-2 1B			1-1 FC6-4		0-1 1B	4	0	2	0	0	1	3						
17 Mike Fontenot, L (1, 4) OBP: 0.310, SLG: 0.363		2-2 F8		1-2 G4-3			2-2 F7		3-2 G1-6-3	4	0	0	0	0	0	5						
55 Koyie Hill, S (1, 2) OBP: 0.325, SLG: 0.356		3-2 1B			0-0 B2-3					3	0	1	1	0	0	1						
38 Carlos Zambrano, S (1, 1) OBP: 0.237, SLG: 0.405		0-2 K			1-1 G6-3					2	0	0	0	0	1	2	<p>AB 34</p> <p>R 1</p> <p>H 7</p> <p>RBI 1</p> <p>BB 0</p> <p>SO 7</p> <p>LOB 12</p> 					
37 Angel Guzman, R (7, 1) ERA: 2.95										0	0	0	0	0	0	0						
45 Sean Marshall, L (8, 1) OBP: 0.231, SLG: 0.231										0	0	0	0	0	0	0						
21 Milton Bradley, S (8, PH) OBP: 0.371, SLG: 0.382										1	0	0	0	0	0	0						
47 Aaron Heilman, R (9, 1) ERA: 1.59										0	0	0	0	0	0	0						
<b>Inning Stats</b>	R: 0 E: 0 K: 2 S: 10	H: 0 LOB: 0 BB: 0 P: 14	R: 1 E: 0 K: 2 S: 24	H: 3 LOB: 2 BB: 0 P: 32	R: 0 E: 0 K: 1 S: 6	H: 0 LOB: 0 BB: 0 P: 7	R: 0 E: 0 K: 0 S: 14	H: 1 LOB: 1 BB: 0 P: 17	R: 0 E: 0 K: 0 S: 5	H: 0 LOB: 0 BB: 0 P: 6	R: 0 E: 0 K: 1 S: 10	H: 0 LOB: 0 BB: 0 P: 17	R: 0 E: 0 K: 0 S: 9	H: 1 LOB: 1 BB: 0 P: 15	R: 0 E: 0 K: 0 S: 8	H: 1 LOB: 1 BB: 0 P: 12	R: 0 E: 0 K: 1 S: 13	H: 1 LOB: 1 BB: 0 P: 19	1B: 6 2B: 1 3B: 0 HR: 0	SF: 0 SAC: 0 DP: 0 HBP: 0	WP: 0 PB: 0 SB: 0 CS: 0	PA: 34
<b>PITCHER</b>	IP WLS BF H R ER SO	IP WLS BF H R ER SO	IP WLS BF H R ER SO	IP WLS BF H R ER SO	IP WLS BF H R ER SO	IP WLS BF H R ER SO	IP WLS BF H R ER SO	IP WLS BF H R ER SO	IP WLS BF H R ER SO	IP WLS BF H R ER SO	IP WLS BF H R ER SO	IP WLS BF H R ER SO	IP WLS BF H R ER SO	IP WLS BF H R ER SO	IP WLS BF H R ER SO	IP WLS BF H R ER SO	ERA WHIP	ERA WHIP				
33 Javier Vazquez, R (1, 1) ERA: 2.95	7.0 W 26 5 1 1 6																0.00	0.714				
51 Michael Gonzalez, L (8, 1) ERA: 3.12	1.0 H 4 1 0 0 0																0.00	1.000				
Rafael Soriano, R (9, 1) ERA: 1.59	1.0 S 4 1 0 0 1																0.00	1.000				



Batter	1	2	3	4	5	6	7	8	9	AB	R	H	RBI	BB	SO	LOB	TOP								
13 Nate McLouth, L OBP: 0.349, SLG: 0.484	G3-1		14 E	L8		F8			14 E	5	2	2	0	0	0	4	<b>Atlanta Braves @ Chicago Cubs</b> Wrigley Field, Chicago, IL Wed Jul 08 2009, 1:20 PM CDT Att. 40,531 - Overcast - 63 F								
14 Martin Prado, R OBP: 0.388, SLG: 0.506	18 G4-6-3 BB		E7		K				E8	3	1	2	1	2	1	0									
18 Garret Anderson, L OBP: 0.306, SLG: 0.400 Rafael Soriano, R (9, 1)	G4-6-3								G6-3	4	0	1	0	1	1	3									
16 Brian McCann, L OBP: 0.380, SLG: 0.485		K	F9		F9				G4-3	5	0	0	0	0	1	4									
19 Yunel Escobar, R OBP: 0.354, SLG: 0.427		P3			F7					4	0	1	0	0	0	1									
22 Casey Kotchman, L OBP: 0.345, SLG: 0.398			G4-6-3							2	1	1	1	2	0	1									
7 Jeff Francoeur, R OBP: 0.276, SLG: 0.337				FC1-6-5		P2				4	0	0	0	0	1	3									
26 Brooks Conrad, S OBP: 0.400, SLG: 0.786			G6-3						P6	3	0	1	0	1	0	1									
11 Kenshin Kawakami, R OBP: 0.185, SLG: 0.120 58 Peter Moylan, R (7, 1) 51 Michael Gonzalez, R (8, 1) 1 Gregor Blanco, L (9, PH) (9, 7)			F9			F7			K	2	0	0	0	1	0	1									
<b>Inning Stats</b>	R: 0 E: 0 K: 0 S: 5	H: 0 LOB: 0 BB: 1 P: 10	R: 0 E: 0 K: 2 S: 11	H: 0 LOB: 1 BB: 1 P: 17	R: 1 E: 1 K: 0 S: 14	H: 2 LOB: 2 BB: 1 P: 25	R: 0 E: 0 K: 0 S: 9	H: 1 LOB: 3 BB: 2 P: 21	R: 0 E: 0 K: 1 S: 7	H: 1 LOB: 0 BB: 0 P: 16	R: 1 E: 0 K: 0 S: 16	H: 2 LOB: 1 BB: 0 P: 25	R: 0 E: 0 K: 1 S: 7	H: 0 LOB: 0 BB: 1 P: 12	R: 0 E: 0 K: 0 S: 9	H: 0 LOB: 1 BB: 1 P: 17		R: 2 E: 1 K: 1 S: 13	H: 2 LOB: 0 BB: 0 P: 21	1B: 5 2B: 2 3B: 0 HR: 1	SF: 0 SAC: 0 DP: 2 HBP: 0	WP: 1 PB: 0 SB: 0 CS: 0	PA: 40		
<b>PITCHER</b>	IP	WLS	BF	H	R	ER	SO	BB	IBB	HBP	BLK	WP	HR	S	P	ERA	WHIP								
22 Kevin Hart, R ERA: 1.69	5.0	L	23	4	1	1	3	4	1	0	0	0	0	46	89	1.80	1.600								
37 Angel Guzman, R ERA: 2.57	0.2		4	2	1	1	0	0	0	0	0	0	1	14	21	13.50	3.000								
45 Sean Marshall, L ERA: 4.12	1.1		4	0	0	0	1	1	0	0	0	0	0	9	16	0.00	0.750								
47 Aaron Heilman, R ERA: 3.57	1.0		4	0	0	0	0	1	0	0	0	0	0	9	17	0.00	1.000								
63 Kevin Gregg, R ERA: 3.43	1.0		5	2	2	0	1	0	0	0	0	1	0	13	21	0.00	2.000								

**Atlanta Braves @ Chicago Cubs**  
 Wrigley Field, Chicago, IL  
 Wed Jul 08 2009, 1:20 PM CDT  
 Att. 40,531 - Overcast - 63 F

AB 33  
 R 4  
 H 8  
 RBI 2  
 BB 7  
 SO 5  
 LOB 18



Batter	1	2	3	4	5	6	7	8	9	AB	R	H	RBI	BB	SO	LOB	BOTTOM									
1 Kosuke Fukudome, L OBP: 0.382, SLG: 0.445	2 G6-4-3 BB			F9		HR			L6	3	1	1	1	1	0	1	<b>Atlanta Braves @ Chicago Cubs</b> Wrigley Field, Chicago, IL Wed Jul 08 2009, 1:20 PM CDT Att. 40,531 - Overcast - 63 F									
2 Ryan Theriot, R OBP: 0.345, SLG: 0.415	G6-4-3					25 G5-4-3 1B			G5-3	4	0	2	0	0	0	2										
25 Derrek Lee, R OBP: 0.354, SLG: 0.504	G5-3			K		G5-4-3			K	4	0	0	0	0	2	2										
16 Aramis Ramirez, R OBP: 0.393, SLG: 0.538		F7				P4			F8	4	0	1	0	0	0	0										
21 Milton Bradley, S OBP: 0.365, SLG: 0.374					G3-1				K	4	0	0	0	0	1	2										
5 Jake Fox, R OBP: 0.357, SLG: 0.554		P4			G6-3					3	0	1	0	0	0	0										
28 Jeff Baker, R ERA: 4.28 37 Angel Guzman, R (8, 1) 45 Sean Marshall, L (8, 1) 47 Aaron Heilman, R (8, PH) 9 Reed Johnson, R (9, 1) 63 Kevin Gregg, R (9, 1)			G6-3		K				G6-4-3	2	0	0	0	0	1	0										
55 Koyie Hill, S OBP: 0.337, SLG: 0.360			F9						SH1-4	2	0	1	0	1	0	0										
22 Kevin Hart, R (1, 1) 6 Micah Hoffpauer, L (5, PH) 37 Angel Guzman, R (8, 1) 45 Sean Marshall, L (8, 1) 47 Aaron Heilman, R (8, PH) 9 Reed Johnson, R (9, 1) 63 Kevin Gregg, R (9, 1)			G5-3			P5			SH1-4	1	0	0	0	0	0	0										
<b>Inning Stats</b>	R: 0 E: 0 K: 0 S: 8	H: 0 LOB: 0 BB: 1 P: 15	R: 0 E: 0 K: 0 S: 8	H: 0 LOB: 0 BB: 0 P: 11	R: 0 E: 0 K: 0 S: 10	H: 0 LOB: 0 BB: 0 P: 15	R: 0 E: 0 K: 1 S: 13	H: 2 LOB: 2 BB: 0 P: 20	R: 0 E: 0 K: 1 S: 9	H: 0 LOB: 1 BB: 1 P: 18	R: 1 E: 0 K: 0 S: 5	H: 2 LOB: 0 BB: 0 P: 6	R: 0 E: 0 K: 0 S: 8	H: 1 LOB: 0 BB: 0 P: 9	R: 0 E: 0 K: 0 S: 7	H: 1 LOB: 1 BB: 0 P: 9		R: 0 E: 0 K: 2 S: 9	H: 0 LOB: 0 BB: 0 P: 15	1B: 5 2B: 0 3B: 0 HR: 1	SF: 0 SAC: 1 DP: 3 HBP: 0	WP: 0 PB: 0 SB: 0 CS: 0	PA: 32			
<b>PITCHER</b>	IP	WLS	BF	H	R	ER	SO	BB	IBB	HBP	BLK	WP	HR	S	P	ERA	WHIP									
11 Kenshin Kawakami, R ERA: 4.28	6.0	W	22	4	1	1	2	2	0	0	0	0	0	1	53	85	1.50	1.000								
58 Peter Moylan, R ERA: 4.15	1.0	H	3	1	0	0	0	0	0	0	0	0	0	8	9	0.00	1.000									
51 Michael Gonzalez, L ERA: 3.05	1.0	H	4	1	0	0	0	0	0	0	0	0	0	7	9	0.00	1.000									
Rafael Soriano, R ERA: 1.55	1.0	S	3	0	0	0	2	0	0	0	0	0	0	9	15	0.00	0.000									

**Atlanta Braves @ Chicago Cubs**  
 Wrigley Field, Chicago, IL  
 Wed Jul 08 2009, 1:20 PM CDT  
 Att. 40,531 - Overcast - 63 F

AB 29  
 R 1  
 H 6  
 RBI 1  
 BB 2  
 SO 4  
 LOB 9









Batter	1	2	3	4	5	6	7	8	9	AB	R	H	RBI	BB	SO	LOB	TOP			
13 Brendan Ryan, R OBP: 0.330, SLG: 0.393	F9		K			F9		F9		4	0	0	0	0	1	0				
28 Colby Rasmus, L OBP: 0.325, SLG: 0.485	G4-3				1B	L4		G3		4	1	1	0	0	0	0				
5 Albert Pujols, R OBP: 0.463, SLG: 0.736	F7							1B		4	1	2	0	0	0	1				
47 Ryan Ludwick, R OBP: 0.325, SLG: 0.458		L8						1B		3	0	1	1	1	0	1				
19 Nick Stavinoha, R OBP: 0.250, SLG: 0.357		F7						1B		3	0	1	0	0	0	1				
53 Blake Hawksworth, R OBP: 0.333, SLG: 0.372								1B		0	0	0	0	0	0	0				
16 Chris Duncan, L OBP: 0.333, SLG: 0.372								1B		1	0	0	0	0	0	2				
4 Yadier Molina, R OBP: 0.350, SLG: 0.384								1B		3	0	1	1	1	0	2				
34 Jarrett Hoffpauir, R OBP: 0.467, SLG: 0.645								1B		3	0	0	0	0	0	2				
55 Skip Schumaker, L OBP: 0.360, SLG: 0.401								1B		1	0	0	0	0	1	2				
48 Brad Thompson, R OBP: 0.091, SLG: 0.091										2	0	0	0	0	2	0				
52 Josh Kinney, R OBP: 0.283, SLG: 0.367										0	0	0	0	0	0	0				
24 Rick Ankiel, L OBP: 0.283, SLG: 0.367										1	0	0	0	0	0	0				
22 Joe Thurston, L OBP: 0.328, SLG: 0.340										3	0	0	0	0	1	0				
<b>Inning Stats</b>	R: 0 E: 0 K: 0 S: 8	H: 0 LOB: 0 BB: 0 P: 12	R: 0 E: 0 K: 0 S: 10	H: 0 LOB: 1 BB: 1 P: 17	R: 0 E: 0 K: 3 S: 9	H: 0 LOB: 0 BB: 0 P: 12	R: 1 E: 0 K: 0 S: 14	H: 2 LOB: 1 BB: 0 P: 18	R: 0 E: 0 K: 1 S: 7	H: 0 LOB: 0 BB: 0 P: 11	R: 0 E: 0 K: 0 S: 8	H: 1 LOB: 1 BB: 0 P: 13	R: 0 E: 0 K: 0 S: 5	H: 0 LOB: 0 BB: 0 P: 8	R: 1 E: 0 K: 1 S: 18	H: 2 LOB: 2 BB: 1 P: 24	1B: 5 2B: 1 3B: 0 HR: 0	SF: 0 SAC: 0 DP: 1 HBP: 0	WP: 1 PB: 0 SB: 0 CS: 0	PA: 34
<b>PITCHER</b>	IP WLS BF H R ER SO BB IBB HBP BLK WP HR S P ERA WHIP																			
30 Ted Lilly, L ERA: 3.18	8.0 W 28 4 1 1 4 1 0 0 0 0 0 69 103 1.12 0.625																			
49 Carlos Marmol, R ERA: 3.73	0.2 5 2 1 1 0 1 0 0 0 0 0 15 20 13.50 4.500																			
63 Kevin Gregg, R ERA: 3.4	0.1 S 1 0 0 0 1 0 0 0 0 1 0 3 4 0.00 0.000																			

St. Louis Cardinals @ Chicago Cubs  
Wrigley Field, Chicago, IL  
Sat Jul 11 2009, 3:10 PM CDT  
Att: 41,210 - Sunny - 74 F

AB 32  
R 2  
H 6  
RBI 2  
BB 2  
SO 5  
LOB 11



Batter	1	2	3	4	5	6	7	8	9	AB	R	H	RBI	BB	SO	LOB	BOTTOM			
1 Kosuke Fukudome, L OBP: 0.370, SLG: 0.429	K					G6-3		F8		4	0	0	0	0	1	1				
2 Ryan Theriot, R OBP: 0.353, SLG: 0.418		G6-3						1B		3	2	2	0	1	0	0				
25 Derrek Lee, R OBP: 0.356, SLG: 0.514								1B		3	1	1	0	0	0	1				
6 Micah Hoffpauir, L OBP: 0.286, SLG: 0.437								1B		1	0	0	0	0	0	1				
16 Aramis Ramirez, R OBP: 0.380, SLG: 0.512								1B		4	1	1	1	0	1	1				
12 Alfonso Soriano, R OBP: 0.297, SLG: 0.416								1B		3	1	1	1	1	1	0				
13 Andrés Blanco, S OBP: 0.279, SLG: 0.275								1B		0	0	0	0	0	0	0				
21 Milton Bradley, S OBP: 0.397, SLG: 0.374								1B		3	0	1	1	0	1	1				
28 Jeff Baker, R OBP: 0.212, SLG: 0.258								1B		3	0	2	2	1	1	1				
49 Carlos Marmol, R ERA: 6.97								1B		0	0	0	0	0	0	0				
63 Kevin Gregg, R ERA: 3.0								1B		0	0	0	0	0	0	0				
55 Koyie Hill, S OBP: 0.319, SLG: 0.337								1B		4	0	1	0	0	0	5				
30 Ted Lilly, L OBP: 0.100, SLG: 0.154								1B		3	0	0	0	0	1	2				
27 Sam Fuld, L OBP: 0.429, SLG: 0.500								1B		1	0	0	0	0	0	2				
<b>Inning Stats</b>	R: 3 E: 0 K: 1 S: 14	H: 2 LOB: 2 BB: 2 P: 29	R: 0 E: 0 K: 1 S: 11	H: 0 LOB: 0 BB: 0 P: 15	R: 0 E: 0 K: 0 S: 6	H: 0 LOB: 0 BB: 0 P: 8	R: 0 E: 0 K: 1 S: 11	H: 0 LOB: 1 BB: 1 P: 15	R: 2 E: 0 K: 0 S: 10	H: 3 LOB: 1 BB: 0 P: 15	R: 0 E: 0 K: 0 S: 6	H: 1 LOB: 1 BB: 0 P: 11	R: 0 E: 0 K: 1 S: 9	H: 1 LOB: 0 BB: 0 P: 16	R: 0 E: 0 K: 2 S: 13	H: 2 LOB: 2 BB: 0 P: 20	1B: 7 2B: 2 3B: 0 HR: 0	SF: 0 SAC: 0 DP: 1 HBP: 1	WP: 2 PB: 0 SB: 0 CS: 0	PA: 36
<b>PITCHER</b>	IP WLS BF H R ER SO BB IBB HBP BLK WP HR S P ERA WHIP																			
48 Brad Thompson, R ERA: 5.31	4.2 L 23 5 5 5 3 3 0 1 0 0 0 50 79 9.64 1.714																			
52 Josh Kinney, R ERA: 6.97	1.1 5 1 0 0 0 0 0 0 0 0 0 8 14 0.00 0.750																			
53 Blake Hawksworth, R ERA: 3.0	2.0 8 3 0 0 3 0 0 0 0 0 0 22 36 0.00 1.500																			

St. Louis Cardinals @ Chicago Cubs  
Wrigley Field, Chicago, IL  
Sat Jul 11 2009, 3:10 PM CDT  
Att: 41,210 - Sunny - 74 F

AB 32  
R 5  
H 9  
RBI 5  
BB 3  
SO 6  
LOB 15






Batter	1	2	3	4	5	6	7	8	9	AB	R	H	RBI	BB	SO	LOB	TOP			
55 Skip Schumaker, L (1,4) OBP: 0.358, SLG: 0.399	G3-1		K	K			G3-1			4	1	1	0	0	1	0	<b>St. Louis Cardinals @ Chicago Cubs</b> Wrigley Field, Chicago, IL Sun Jul 12 2009, 12:05 PM CDT Att: 40,701 - Partly Cloudy - 73 F			
28 Colby Rasmus, L (1,8) OBP: 0.324, SLG: 0.479	F9		K		K		F9			3	1	0	0	1	1	0				
5 Albert Pujols, R (1,3) OBP: 0.461, SLG: 0.733	F8		K		E6		G5-3			4	1	1	2	0	0	0				
47 Ryan Ludwick, R (1,9) OBP: 0.327, SLG: 0.463		G5-3			K					4	0	2	0	0	1	1				
16 Chris Duncan, L (1,7) OBP: 0.324, SLG: 0.369	F7					K				2	0	0	0	2	1	1				
22 Joe Thurston, L (1,5) OBP: 0.331, SLG: 0.343					F7					4	0	2	1	0	1	2				
21 Jason LaRue, R (1,2) OBP: 0.279, SLG: 0.328	F6		K							4	0	0	0	0	2	4				
26 Kyle Lohse, R (1,1) OBP: 0.302, SLG: 0.418 30 Jason Motte, R (6,1) 24 Rick Ankiel, L (7,PH) 37 Todd Wellemeyer, R (7,1) 62 P.J. Walters, R (7,1) 19 Nick Swinomo, R (6,PH)	FC6-4				F9		K			2	0	0	0	0	0	2				
13 Brendan Ryan, R (1,6) OBP: 0.324, SLG: 0.385					K		G5-3			4	0	0	0	0	1	0				
<b>Inning Stats</b>	R: 0 E: 0 K: 0 S: 6	H: 0 LOB: 0 BB: 0 P: 12	R: 0 E: 0 K: 0 S: 8	H: 2 LOB: 2 BB: 0 P: 15	R: 3 E: 0 K: 2 S: 15	H: 3 LOB: 2 BB: 2 P: 32	R: 0 E: 0 K: 1 S: 7	H: 0 LOB: 0 BB: 0 P: 10	R: 0 E: 1 K: 2 S: 11	H: 0 LOB: 0 BB: 0 P: 14	R: 0 E: 0 K: 1 S: 9	H: 0 LOB: 0 BB: 0 P: 11	R: 0 E: 0 K: 1 S: 10	H: 1 LOB: 2 BB: 1 P: 14	R: 0 E: 0 K: 1 S: 11	H: 0 LOB: 0 BB: 0 P: 11	1B: 4 2B: 2 HR: 0	SF: 0 SAC: 0 HBP: 0	WP: 0 PB: 0 SB: 0 CS: 0	PA: 36
<b>PITCHER</b>	IP WLS BF H R ER SO BB IBB HBP BLK WP HR S P ERA WHIP																			
38 Carlos Zambrano, R (1,1) ERA: 3.53	6.0 W 25 5 3 3 7 2 0 0 0 0 0 0 56 94 4.50 1.167																			
45 Sean Marshall, L (7,1) ERA: 4.05	1.0 H 3 0 0 0 1 0 0 0 0 0 0 0 10 14 0.00 0.000																			
49 Carlos Marmol, R (8,1) ERA: 3.64	1.0 5 1 0 0 1 1 0 0 0 0 0 0 11 17 0.00 2.000																			
63 Kevin Gregg, R (9,1) ERA: 3.32	1.0 3 0 0 0 1 0 0 0 0 0 0 0 7 11 0.00 0.000																			

Batter	1	2	3	4	5	6	7	8	9	AB	R	H	RBI	BB	SO	LOB	BOTTOM			
1 Kosuke Fukudome, L (1,8) OBP: 0.368, SLG: 0.422	F8		K		G3		B3			4	0	0	0	1	1	0	<b>St. Louis Cardinals @ Chicago Cubs</b> Wrigley Field, Chicago, IL Sun Jul 12 2009, 12:05 PM CDT Att: 40,701 - Partly Cloudy - 73 F			
2 Ryan Theriot, R (1,6) OBP: 0.354, SLG: 0.424					F8		F9			5	1	2	0	0	0	3				
12 Alfonso Soriano, R (1,7) OBP: 0.322, SLG: 0.418 49 Carlos Marmol, R (8,1) 17 Mike Fontenot, L (8,PH) OBP: 0.307, SLG: 0.358										3	2	2	0	1	0	1				
6 Micah Hoffpauir, L (1,3) OBP: 0.289, SLG: 0.452					G3		F8			4	2	1	3	1	0	1				
5 Jake Fox, R (1,5) OBP: 0.360, SLG: 0.557 63 Kevin Gregg, R (9,1)										5	0	2	0	0	0	2				
21 Milton Bradley, S (1,9) OBP: 0.373, SLG: 0.372					G3					1	1	0	0	3	0	1				
28 Jeff Baker, R (1,4) OBP: 0.222, SLG: 0.265 27 Sam Fuld, L (7,PH) OBP: 0.400, SLG: 0.462										3	0	1	0	0	1	4				
55 Koyie Hill, S (1,2) OBP: 0.306, SLG: 0.322										4	0	0	0	0	0	6				
38 Carlos Zambrano, S (1,1) OBP: 0.244, SLG: 0.475 45 Sean Marshall, L (7,1) 13 Andrés Blanco, S (7,PH) OBP: 0.276, SLG: 0.272										3	1	1	1	0	0	0				
										0	0	0	0	0	0	0				
										1	0	0	0	0	0	2				
<b>Inning Stats</b>	R: 3 E: 0 K: 0 S: 26	H: 3 LOB: 2 BB: 2 P: 40	R: 0 E: 0 K: 1 S: 7	H: 1 LOB: 1 BB: 0 P: 11	R: 0 E: 0 K: 1 S: 8	H: 1 LOB: 1 BB: 0 P: 11	R: 1 E: 0 K: 0 S: 7	H: 1 LOB: 0 BB: 0 P: 12	R: 0 E: 0 K: 0 S: 12	H: 2 LOB: 3 BB: 1 P: 22	R: 0 E: 0 K: 0 S: 5	H: 0 LOB: 0 BB: 0 P: 6	R: 3 E: 2 K: 0 S: 11	H: 1 LOB: 3 BB: 3 P: 29	R: 0 E: 0 K: 1 S: 9	H: 0 LOB: 0 BB: 0 P: 12	1B: 4 2B: 3 HR: 2	SF: 0 SAC: 0 HBP: 0	WP: 0 PB: 0 SB: 0 CS: 0	PA: 41
<b>PITCHER</b>	IP WLS BF H R ER SO BB IBB HBP BLK WP HR S P ERA WHIP																			
26 Kyle Lohse, R (1,1) ERA: 4.26	5.0 L 26 8 4 4 4 3 0 0 0 0 0 0 2 60 7.20 2.200																			
30 Jason Motte, R (6,1) ERA: 4.59	1.0 3 0 0 0 0 0 0 0 0 0 0 0 5 6 0.00 0.000																			
37 Todd Wellemeyer, R (7,1) ERA: 5.56	0.1 4 1 3 0 0 2 0 0 0 0 0 0 2 12 0.00 9.000																			
62 P.J. Walters, R (7,1) ERA: 7.71	1.2 8 0 0 0 1 1 0 0 0 0 0 0 18 29 0.00 0.600																			

AB	33
R	3
H	6
RBI	3
BB	3
SO	10
LOB	10



AB	35
R	7
H	9
RBI	4
BB	6
SO	3
LOB	22









Batter	1	2	3	4	5	6	7	8	9	AB	R	H	RBI	BB	SO	LOB	TOP					
1 Kosuke Fukudome, L (1,8) OBP: 0.368, SLG: 0.426										4	0	2	0	0	0	1	<b>Chicago Cubs @ Washington Nationals</b> Nationals Park, Washington, DC Fri Jul 17 2009, 7:05 PM EDT Att: 27,581 - Partly Cloudy - 75 F					
2 Ryan Theriot, R (1,6) OBP: 0.350, SLG: 0.420										3	0	0	0	1	0	1						
25 Derrek Lee, R (1,3) OBP: 0.358, SLG: 0.524										4	0	1	0	0	1	2						
16 Aramis Ramirez, R (1,5) OBP: 0.365, SLG: 0.505										4	1	1	1	0	0	4						
21 Milton Bradley, S (1,9) OBP: 0.374, SLG: 0.372										3	1	1	0	1	0	2						
6 Micah Hoffpauir, L (1,7) OBP: 0.285, SLG: 0.438										3	0	0	0	0	0	1						
13 Andrés Blanco, S (9,4) OBP: 0.276, SLG: 0.272										0	0	0	0	0	0	0						
17 Mike Fontenot, L (1,4) OBP: 0.307, SLG: 0.362										3	1	1	0	0	0	2						
9 Reed Johnson, R (9,7) OBP: 0.321, SLG: 0.419										1	0	0	0	0	1	0						
55 Koyie Hill, S (1,2) OBP: 0.290, SLG: 0.302										4	0	0	0	0	2	2						
38 Carlos Zambrano, S (1,1) OBP: 0.256, SLG: 0.592										2	0	1	2	0	0	0						
27 Sam Fuld, L (7,PH) OBP: 0.276, SLG: 0.155										0	0	0	0	0	0	0						
45 Sean Marshall, L (7,1) OBP: 0.276, SLG: 0.155										0	0	0	0	0	0	0						
49 Carlos Marmol, R (8,1) OBP: 0.276, SLG: 0.155										0	0	0	0	0	0	0						
63 Kevin Gregg, R (9,1) OBP: 0.276, SLG: 0.155										0	0	0	0	0	0	0						
<b>Inning Stats</b>	R: 0 E: 1 K: 1 S: 6	H: 1 LOB: 1 BB: 0 P: 9	R: 2 E: 0 K: 0 S: 11	H: 2 LOB: 1 BB: 1 P: 19	R: 1 E: 0 K: 0 S: 15	H: 2 LOB: 2 BB: 0 P: 23	R: 0 E: 0 K: 1 S: 11	H: 1 LOB: 0 BB: 0 P: 18	R: 0 E: 0 K: 0 S: 8	H: 0 LOB: 0 BB: 0 P: 14	R: 0 E: 0 K: 0 S: 8	H: 0 LOB: 0 BB: 0 P: 13	R: 0 E: 0 K: 1 S: 14	H: 0 LOB: 0 BB: 0 P: 19	R: 0 E: 0 K: 0 S: 10	H: 1 LOB: 1 BB: 1 P: 16	R: 0 E: 0 K: 1 S: 8	H: 0 LOB: 0 BB: 0 P: 11	1B: 3 2B: 3 3B: 0 HR: 1	SF: 0 SAC: 0 DP: 2 HBP: 1	WP: 0 PB: 0 SB: 1 CS: 0	PA: 36
<b>PITCHER</b>	IP WLS BF H R ER SO BB IBB HBP BLK WP HR S P ERA WHIP	6.0 L 25 6 3 3 2 1 0 1 0 0 1 59 96 4.50 1.167	7.1 1.0 3 0 0 0 1 0 0 0 0 0 0 14 19 0.00 0.000	8.1 1.0 4 1 0 0 0 1 0 0 0 0 0 0 10 16 0.00 2.000	9.1 1.0 3 0 0 0 1 0 0 0 0 0 0 8 11 0.00 0.000	<b>PITCHER</b>																

AB	32
R	3
H	7
RBI	3
BB	2
SO	4
LOB	15



Batter	1	2	3	4	5	6	7	8	9	AB	R	H	RBI	BB	SO	LOB	BOTTOM						
1 Nyer Morgan, L (1,8) OBP: 0.353, SLG: 0.362										5	0	3	0	0	1	1	<b>Chicago Cubs @ Washington Nationals</b> Nationals Park, Washington, DC Fri Jul 17 2009, 7:05 PM EDT Att: 27,581 - Partly Cloudy - 75 F						
24 Nick Johnson, L (1,3) OBP: 0.410, SLG: 0.422										3	1	1	0	1	0	4							
11 Ryan Zimmerman, R (1,5) OBP: 0.349, SLG: 0.473										4	0	0	0	0	2	5							
44 Adam Dunn, L (1,7) OBP: 0.395, SLG: 0.534										3	0	0	0	1	2	0							
16 Josh Willingham, R (1,9) OBP: 0.405, SLG: 0.553										4	0	0	0	0	2	2							
22 Willie Harris, L (1,4) OBP: 0.368, SLG: 0.422										3	0	0	1	1	1	0							
7 Josh Bard, S (1,2) OBP: 0.336, SLG: 0.359										4	0	0	0	0	2	3							
12 Alberto Gonzalez, R (1,6) OBP: 0.388, SLG: 0.449										4	0	1	0	0	1	0							
35 Craig Stammen, R (1,1) ERA: 3.36										1	0	0	0	1	0	1							
36 Tyler Clippard, R (7,1) ERA: 4.22										0	0	0	0	0	0	0							
25 Austin Kearns, R (7,PH) ERA: 3.92										0	0	0	0	0	0	0							
54 Mike MacDougal, S (8,1) ERA: 4.43										0	0	0	0	0	0	0							
97 Joe Beimel, L (9,1) ERA: 3.47										0	0	0	0	0	0	0							
10 Ronnie Bellard, R (9,PH) OBP: 0.238, SLG: 0.238										1	0	1	0	0	0	0							
<b>Inning Stats</b>	R: 1 E: 0 K: 1 S: 19	H: 1 LOB: 3 BB: 0 P: 40	R: 0 E: 0 K: 1 S: 11	H: 2 LOB: 0 BB: 0 P: 18	R: 0 E: 0 K: 1 S: 8	H: 0 LOB: 0 BB: 0 P: 12	R: 0 E: 0 K: 1 S: 18	H: 1 LOB: 1 BB: 1 P: 29	R: 0 E: 0 K: 2 S: 8	H: 0 LOB: 0 BB: 0 P: 14	R: 0 E: 0 K: 2 S: 10	H: 0 LOB: 0 BB: 0 P: 16	R: 0 E: 0 K: 1 S: 9	H: 1 LOB: 0 BB: 0 P: 10	R: 0 E: 0 K: 1 S: 9	H: 0 LOB: 0 BB: 0 P: 12	R: 0 E: 0 K: 2 S: 12	H: 1 LOB: 0 BB: 0 P: 17	1B: 5 2B: 2 3B: 0 HR: 0	SF: 0 SAC: 0 DP: 1 HBP: 0	WP: 0 PB: 0 SB: 1 CS: 2	PA: 37	
<b>PITCHER</b>	IP WLS BF H R ER SO BB IBB HBP BLK WP HR S P ERA WHIP	5.0 W 23 4 1 0 0 3 1 0 0 0 0 10 16 0.00 1.400	6.1 1.0 3 0 0 0 2 0 0 0 0 0 0 10 16 0.00 0.000	7.1 1.1 H 5 1 0 0 1 0 0 0 0 0 0 11 12 0.00 0.750	8.1 0.2 H 2 0 0 0 1 0 0 0 0 0 0 7 10 0.00 0.000	9.1 1.0 S 4 1 0 0 2 0 0 0 0 0 0 0 12 17 0.00 1.000	<b>PITCHER</b>																

AB	33
R	1
H	6
RBI	1
BB	4
SO	12
LOB	16

















Batter	1	2	3	4	5	6	7	8	9	10	11	12	13	AB	R	H	RBI	BB	SO	LOB	TOP							
9 Reed Johnson, R OBP: 0.325, SLG: 0.406														4	0	0	0	0	2	1								
2 Ryan Theriot, R OBP: 0.351, SLG: 0.420														5	1	1	0	0	2	1								
25 Derrek Lee, R OBP: 0.349, SLG: 0.511														5	0	1	0	0	1	2								
16 Aramis Ramirez, R OBP: 0.350, SLG: 0.463														4	0	0	0	0	0	3								
1 Kosuke Fukudome, L (1, 9) OBP: 0.373, SLG: 0.436														5	0	1	1	0	2	1								
12 Alfonso Soriano, R (1, 7) OBP: 0.308, SLG: 0.433														5	0	1	0	0	2	1								
17 Mike Fontenot, L (1, 4) OBP: 0.305, SLG: 0.371														5	0	0	0	0	0	1								
55 Koyie Hill, S (1, 2) OBP: 0.280, SLG: 0.292														5	0	1	0	0	2	1								
40 Rich Harden, L (1, 1) 6 Ryan Madson, R (8, 1) 49 Carlos Marmol, R (8, 1) 37 Angel Guzman, R (10, 1) 45 Sean Marshall, L (11, 1) 47 Aaron Heilman, R (11, 1) 29 Jeff Samardzija, R (12, 1)														2	0	0	0	0	0	1								
<b>Inning Stats</b>	R: 0 E: 0 K: 1 S: 11	H: 0 LOB: 1 BB: 0 P: 16	R: 0 E: 0 K: 1 S: 6	H: 0 LOB: 0 BB: 0 P: 9	R: 0 E: 0 K: 0 S: 7	H: 1 LOB: 0 BB: 10 P: 10	R: 1 E: 0 K: 1 S: 12	H: 2 LOB: 1 BB: 0 P: 18	R: 0 E: 0 K: 1 S: 8	H: 0 LOB: 0 BB: 0 P: 12	R: 0 E: 0 K: 0 S: 11	H: 0 LOB: 0 BB: 0 P: 17	R: 0 E: 0 K: 0 S: 15	H: 0 LOB: 1 BB: 0 P: 19	R: 0 E: 0 K: 1 S: 7	H: 0 LOB: 0 BB: 8 P: 8	R: 0 E: 0 K: 2 S: 9	H: 0 LOB: 0 BB: 0 P: 11	R: 0 E: 0 K: 2 S: 7	H: 0 LOB: 0 BB: 0 P: 9	R: 0 E: 0 K: 2 S: 9	H: 0 LOB: 0 BB: 0 P: 13	R: 0 E: 0 K: 0 S: 6	H: 0 LOB: 0 BB: 0 P: 8	1B: 3 2B: 2 3B: 0 HR: 0	SF: 0 SAC: 0 DP: 2 HBP: 2	W/P: 0 P/B: 1 SB: 0 CS: 0	PA: 44
<b>PITCHER</b>	IP	WLS	BF	H	R	ER	SO	BB	IBB	HBP	BLK	WP	HR	S	P	ERA	WHIP											
56 Joe Blanton, R (1, 1)	7.0		26	5	1	1	5	0	0	1	0	0	0	70	101	1.29	0.714											
46 Ryan Madson, R (8, 1)	1.0		3	0	0	0	1	0	0	0	0	0	7	8	0.00	0.000												
54 Brad Lidge, R (9, 1)	1.0		3	0	0	0	0	0	0	0	0	0	7	12	0.00	0.000												
61 Chan Ho Park, R (10, 1)	3.0		9	0	0	0	5	0	0	0	0	0	25	33	0.00	0.000												
55 Clay Condrey, R (13, 1)	1.0	W	3	0	0	0	0	0	0	0	0	0	6	8	0.00	0.000												

Chicago Cubs @ Philadelphia Phillies  
Citizens Bank Park, Philadelphia, PA  
Tue Jul 21 2009, 7:05 PM EDT  
Att. 45,214 - Overcast - 71 F

livebaseballscores.com

AB 42  
R 1  
H 5  
RBI 1  
BB 0  
SO 11  
LOB 12



Batter	1	2	3	4	5	6	7	8	9	10	11	12	13	AB	R	H	RBI	BB	SO	LOB	BOTTOM						
11 Jimmy Rollins, S (1, 6) OBP: 0.291, SLG: 0.374														6	1	2	1	0	1	0							
8 Shane Victorino, S (1, 8) OBP: 0.373, SLG: 0.454														6	0	1	0	0	0	1							
26 Chase Utley, L (1, 4) OBP: 0.420, SLG: 0.561														6	0	0	0	0	1	2							
6 Ryan Howard, L (1, 3) OBP: 0.346, SLG: 0.534														4	1	0	0	2	4	2							
29 Raul Ibanez, L (1, 7) OBP: 0.373, SLG: 0.664														4	1	0	0	2	1	1							
28 Jayson Werth, R (1, 9) OBP: 0.376, SLG: 0.308														3	1	2	3	3	1	0							
7 Pedro Feliz, R (1, 5) OBP: 0.336, SLG: 0.407														4	0	1	0	0	1	3							
Carlos Ruiz, R (1, 2) OBP: 0.330, SLG: 0.375														3	0	0	0	0	1	3							
12 Matt Stairs, L (9, PH) OBP: 0.430, SLG: 0.500														1	0	0	0	0	1	1							
61 Chan Ho Park, R (10, 1) OBP: 0.313, SLG: 0.385														0	0	0	0	0	0	0							
4 Eric Bruntlett, R (12, PH) OBP: 0.202, SLG: 0.192														1	0	0	0	0	0	0							
55 Clay Condrey, R (13, 1)														0	0	0	0	0	0	0							
56 Joe Blanton, R (1, 1) OBP: 0.156, SLG: 0.036														2	0	0	0	0	2								
19 Greg Dobbs, L (7, PH) OBP: 0.330, SLG: 0.455														1	0	0	0	1	1								
46 Ryan Madson, L (8, 1)														0	0	0	0	0	0	0							
54 Brad Lidge, R (9, 1)														0	0	0	0	0	0	0							
23 Paul Bako, L (10, 2) OBP: 0.273, SLG: 0.233														2	0	0	0	0	0	0							
<b>Inning Stats</b>	R: 0 E: 0 K: 1 S: 12	H: 1 LOB: 1 BB: 0 P: 15	R: 0 E: 0 K: 0 S: 11	H: 1 LOB: 2 BB: 1 P: 18	R: 1 E: 0 K: 2 S: 10	H: 1 LOB: 0 BB: 21 P: 21	R: 0 E: 0 K: 1 S: 10	H: 0 LOB: 0 BB: 0 P: 13	R: 0 E: 0 K: 1 S: 11	H: 0 LOB: 0 BB: 0 P: 18	R: 0 E: 0 K: 0 S: 10	H: 0 LOB: 1 BB: 1 P: 14	R: 0 E: 0 K: 0 S: 11	H: 0 LOB: 2 BB: 2 P: 27	R: 0 E: 0 K: 0 S: 3	H: 0 LOB: 0 BB: 0 P: 5	R: 3 E: 0 K: 0 S: 11	H: 1 LOB: 0 BB: 2 P: 23	1B: 4 2B: 0 3B: 0 HR: 2	SF: 0 SAC: 1 DP: 0 HBP: 0	W/P: 1 P/B: 0 SB: 0 CS: 1	PA: 52					
<b>PITCHER</b>	IP	WLS	BF	H	R	ER	SO	BB	IBB	HBP	BLK	WP	HR	S	P	ERA	WHIP										
40 Rich Harden, R (1, 1)	7.0		27	4	1	1	6	2	0	0	0	1	75	116	1.29	0.857											
49 Carlos Marmol, R (8, 1)	2.0		8	1	0	0	4	1	0	0	0	0	22	38	0.00	1.000											
37 Angel Guzman, R (10, 1)	1.0		3	0	0	0	0	0	0	0	0	0	6	8	0.00	0.000											
45 Sean Marshall, L (11, 1)	0.2		3	0	0	0	1	1	0	0	0	0	7	16	0.00	1.500											
47 Aaron Heilman, R (11, 1)	0.1		2	0	0	0	1	1	0	0	0	0	5	11	0.00	3.000											
<b>PITCHER</b>	IP	WLS	BF	H	R	ER	SO	BB	IBB	HBP	BLK	WP	HR	S	P	ERA	WHIP										
29 Jeff Samardzija, R (12, 1)	1.2		8	1	3	3	0	2	0	0	0	0	1	14	28	16.20	1.800										

Chicago Cubs @ Philadelphia Phillies  
Citizens Bank Park, Philadelphia, PA  
Tue Jul 21 2009, 7:05 PM EDT  
Att. 45,214 - Overcast - 71 F

livebaseballscores.com

AB 43  
R 4  
H 6  
RBI 4  
BB 7  
SO 12  
LOB 16





Batter	1	2	3	4	5	6	7	8	9	AB	R	H	RBI	BB	SO	LOB	TOP					
9 Reed Johnson, R OBP: 0.322, SLG: 0.398										5	0	1	1	1	2	1						
2 Ryan Theriot, R OBP: 0.355, SLG: 0.423										5	2	3	0	1	1	4						
25 Derrek Lee, R OBP: 0.354, SLG: 0.510										3	2	1	1	3	1	2						
16 Aramis Ramirez, R OBP: 0.366, SLG: 0.473										4	2	2	2	2	0	5						
21 Milton Bradley, S OBP: 0.370, SLG: 0.370										4	1	2	1	1	0	4						
63 Kevin Gregg, R OBP: 0.375, SLG: 0.433										0	0	0	0	0	0	0						
12 Alfonso Soriano, R OBP: 0.309, SLG: 0.433										5	1	2	1	0	1	2						
28 Jeff Baker, R OBP: 0.261, SLG: 0.261										3	0	1	2	0	0	2						
17 Mike Fontenot, L OBP: 0.305, SLG: 0.371										0	0	0	0	0	0	0						
5 Jake Fox, R OBP: 0.357, SLG: 0.586										0	0	0	1	0	0	0						
13 Andrés Blanco, S OBP: 0.283, SLG: 0.282										0	1	0	0	0	0	0						
55 Koyie Hill, S OBP: 0.277, SLG: 0.282										4	1	0	0	1	0	3						
38 Carlos Zambrano, S OBP: 0.234, SLG: 0.457										4	0	0	0	0	1	3						
45 Sean Marshall, L OBP: 0.231, SLG: 0.231										0	0	0	0	0	0	0						
37 Angel Guzman, R OBP: 0.375, SLG: 0.438										1	0	1	0	0	0	0						
1 Kosuke Fukudome, L OBP: 0.375, SLG: 0.438										1	0	1	0	0	0	0						
<b>Inning Stats</b>	R: 0 E: 0 K: 2 S: 12	H: 1 LOB: 2 BB: 1 P: 21	R: 0 E: 0 K: 0 S: 7	H: 0 LOB: 0 BB: 0 P: 8	R: 0 E: 0 K: 0 S: 2	H: 0 LOB: 0 BB: 1 P: 8	R: 4 E: 1 K: 1 S: 15	H: 5 LOB: 1 BB: 0 P: 21	R: 1 E: 0 K: 0 S: 13	H: 2 LOB: 1 BB: 1 P: 24	R: 0 E: 0 K: 0 S: 7	H: 0 LOB: 0 BB: 0 P: 9	R: 3 E: 0 K: 1 S: 22	H: 2 LOB: 2 BB: 3 P: 42	R: 0 E: 0 K: 0 S: 9	H: 1 LOB: 2 BB: 1 P: 19	R: 2 E: 0 K: 2 S: 14	H: 2 LOB: 3 BB: 2 P: 29	1B: 11 2B: 2 3B: 0 HR: 0	SF: 1 SAC: 0 DP: 0 HBP: 1	WP: 0 PB: 0 SB: 3 CS: 1	PA: 49
<b>PITCHER</b>	IP: 5.0 WLS: L BF: 25 ERA: 5.65	H: 8 R: 5 ER: 4 SO: 3	BB: 3 IBB: 0 HBP: 0 BLK: 0	WP: 0 HR: 0 S: 49 P: 82	ERA: 7.20 WHIP: 2.200	IP: 0.1 WLS: 1 BF: 1 ERA: 3.17	H: 0 R: 0 ER: 0 SO: 0	BB: 0 IBB: 0 HBP: 0 BLK: 0	WP: 0 HR: 0 S: 7 P: 9	ERA: 0.00 WHIP: 0.000	IP: 0.1 WLS: 1 BF: 1 ERA: 3.17	H: 0 R: 0 ER: 0 SO: 0	BB: 0 IBB: 0 HBP: 0 BLK: 0	WP: 0 HR: 0 S: 3 P: 4	ERA: 0.00 WHIP: 0.000							

Chicago Cubs @ Philadelphia Phillies  
Citizens Bank Park, Philadelphia, PA

AB 38  
R 10  
H 13  
RBI 9  
BB 9  
SO 6  
LOB 26



Wed Jul 22 2009, 1:05 PM EDT  
Att: 45,257 - Cloudy - 78 F

Batter	1	2	3	4	5	6	7	8	9	AB	R	H	RBI	BB	SO	LOB	BOTTOM			
11 Jimmy Rollins, S OBP: 0.290, SLG: 0.370										4	0	0	0	1	0	4				
8 Shane Victorino, S OBP: 0.375, SLG: 0.455										4	1	2	1	1	0	3				
26 Chase Utley, L OBP: 0.417, SLG: 0.554										4	0	0	0	1	3	5				
6 Ryan Howard, L OBP: 0.347, SLG: 0.531										4	2	1	0	1	0	3				
46 Ryan Madson, L OBP: 0.378, SLG: 0.508										0	0	0	0	0	0	0				
28 Jayson Werth, R OBP: 0.378, SLG: 0.508										4	1	2	0	1	0	0				
19 Greg Dobbs, L OBP: 0.313, SLG: 0.453										5	0	2	2	0	2	2				
7 Pedro Feliz, R OBP: 0.337, SLG: 0.407										5	1	2	2	0	0	4				
23 Paul Bako, L OBP: 0.270, SLG: 0.235										4	0	1	0	0	1	3				
<b>Inning Stats</b>	R: 0 E: 0 K: 1 S: 7	H: 0 LOB: 1 BB: 1 P: 15	R: 0 E: 0 K: 0 S: 9	H: 1 LOB: 2 BB: 1 P: 17	R: 0 E: 0 K: 0 S: 11	H: 1 LOB: 0 BB: 0 P: 11	R: 0 E: 0 K: 0 S: 7	H: 0 LOB: 0 BB: 0 P: 13	R: 2 E: 1 K: 3 S: 17	H: 3 LOB: 1 BB: 0 P: 24	R: 2 E: 0 K: 0 S: 12	H: 3 LOB: 2 BB: 1 P: 20	R: 0 E: 1 K: 0 S: 11	H: 0 LOB: 3 BB: 2 P: 23	R: 0 E: 0 K: 1 S: 7	H: 0 LOB: 0 BB: 0 P: 9	1B: 11 2B: 1 3B: 0 HR: 0	SF: 0 SAC: 0 DP: 1 HBP: 0	WP: 0 PB: 0 SB: 0 CS: 1	PA: 43
<b>PITCHER</b>	IP: 6.2 WLS: W BF: 32 ERA: 3.48	H: 10 R: 5 ER: 4 SO: 7	BB: 3 IBB: 0 HBP: 0 BLK: 0	WP: 0 HR: 0 S: 73 P: 115	ERA: 5.40 WHIP: 1.950	IP: 1.0 WLS: H BF: 5 ERA: 2.52	H: 1 R: 0 ER: 0 SO: 0	BB: 1 IBB: 0 HBP: 0 BLK: 0	WP: 0 HR: 0 S: 11 P: 17	ERA: 0.00 WHIP: 1.000	IP: 1.1 WLS: S BF: 5 ERA: 3.15	H: 0 R: 0 ER: 0 SO: 1	BB: 0 IBB: 0 HBP: 0 BLK: 0	WP: 0 HR: 0 S: 10 P: 17	ERA: 0.00 WHIP: 0.750					

Chicago Cubs @ Philadelphia Phillies  
Citizens Bank Park, Philadelphia, PA

AB 38  
R 5  
H 11  
RBI 5  
BB 5  
SO 8  
LOB 26



Wed Jul 22 2009, 1:05 PM EDT  
Att: 45,257 - Cloudy - 78 F



Batter	1	2	3	4	5	6	7	8	9	AB	R	H	RBI	BB	SO	LOB	TOP					
21 Chris Dickerson, L OBP: 0.361, SLG: 0.366										4	0	0	0	1	3	1	<b>Cincinnati Reds @ Chicago Cubs</b> Wrigley Field, Chicago, IL Fri Jul 24, 2009, 1:20 PM CDT Att: 41,406 - Partly Cloudy - 78 F					
3 Willy Taveras, R OBP: 0.289, SLG: 0.302										5	0	2	2	0	0	1						
19 Joey Votto, L OBP: 0.430, SLG: 0.591										5	0	1	0	0	3	2						
4 Brandon Phillips, R OBP: 0.334, SLG: 0.462										4	0	1	0	0	0	2						
28 Edwin Encarnación, R OBP: 0.345, SLG: 0.373										3	0	1	0	1	1	1						
31 Jonny Gomes, R OBP: 0.286, SLG: 0.550										4	0	0	0	0	1	3						
29 Ryan Hanigan, R OBP: 0.414, SLG: 0.384										4	2	3	0	0	0	1						
2 Alex Gonzalez, R OBP: 0.251, SLG: 0.296										4	1	0	0	0	0	5						
39 Aaron Harang, R OBP: 0.189, SLG: 0.279										1	1	1	3	0	0	0						
23 Adam Rosales, R OBP: 0.288, SLG: 0.200										1	0	0	0	0	0	0						
40 Nick Masset, R OBP: 0.288, SLG: 0.200										0	0	0	0	0	0	0						
52 Daniel Herrera, L OBP: 0.288, SLG: 0.200										0	0	0	0	0	0	0						
51 Jared Burton, R OBP: 0.288, SLG: 0.200										0	0	0	0	0	0	0						
15 Jerry Hairston, R OBP: 0.288, SLG: 0.200										1	1	1	0	0	0	0						
<b>Inning Stats</b>	R: 0 H: 2 E: 0 K: 1 S: 6	H: 2 LOB: 1 P: 7	R: 3 H: 3 E: 1 K: 0 S: 13	H: 3 LOB: 1 BB: 0 P: 19	R: 0 H: 1 E: 0 K: 3 S: 14	H: 1 LOB: 1 BB: 0 P: 23	R: 0 H: 1 E: 0 K: 1 S: 7	H: 1 LOB: 1 BB: 0 P: 12	R: 0 H: 0 E: 0 K: 0 S: 5	H: 0 LOB: 0 BB: 0 P: 9	R: 0 H: 0 E: 0 K: 0 S: 9	H: 0 LOB: 1 BB: 1 P: 18	R: 0 H: 0 E: 0 K: 1 S: 8	H: 0 LOB: 0 BB: 0 P: 12	R: 0 H: 0 E: 0 K: 1 S: 8	H: 0 LOB: 0 BB: 0 P: 13	R: 2 H: 3 E: 0 K: 1 S: 14	H: 3 LOB: 2 BB: 1 P: 22	1B: 7 2B: 2 3B: 0 HR: 1	SF: 0 SAC: 1 DP: 1 HBP: 0	WP: 0 PA: 39	
<b>PITCHER</b>	IP WLS BF H R ER SO BB IBB HBP BLK WP HR S P ERA WHIP	6.0 W 26 7 3 3 5 1 0 0 0 0 1 54 88 4.50 1.333	1.0 H 3 0 0 0 1 0 0 0 0 0 0 8 12 0.00 0.000	1.0 H 3 0 0 0 1 0 0 0 0 0 0 8 13 0.00 0.000	1.0 7 3 2 2 1 1 0 0 0 0 0 14 22 18.00 4.000																	

Batter	1	2	3	4	5	6	7	8	9	AB	R	H	RBI	BB	SO	LOB	BOTTOM				
1 Kosuke Fukudome, L OBP: 0.376, SLG: 0.442										4	2	2	0	0	0	3	<b>Cincinnati Reds @ Chicago Cubs</b> Wrigley Field, Chicago, IL Fri Jul 24, 2009, 1:20 PM CDT Att: 41,406 - Partly Cloudy - 78 F				
2 Ryan Theriot, R OBP: 0.353, SLG: 0.420										5	1	1	1	0	1	2					
25 Derrek Lee, R OBP: 0.355, SLG: 0.517										5	1	2	2	0	0	2					
16 Aramis Ramirez, R OBP: 0.383, SLG: 0.530										5	1	4	3	0	1	1					
21 Milton Bradley, S OBP: 0.375, SLG: 0.368										4	0	1	0	1	2	3					
12 Alfonso Soriano, R OBP: 0.308, SLG: 0.431										4	0	1	0	0	1	2					
49 Carlos Marmol, R OBP: 0.284, SLG: 0.282										0	0	0	0	0	0	0					
63 Kevin Gregg, R OBP: 0.284, SLG: 0.282										0	0	0	0	0	0	0					
17 Mike Fontenot, L OBP: 0.284, SLG: 0.282										3	1	1	1	0	0	2					
28 Jeff Baker, R OBP: 0.240, SLG: 0.340										1	1	1	1	0	0	0					
13 Andrés Blanco, S OBP: 0.283, SLG: 0.282										0	0	0	0	0	0	0					
55 Koyie Hill, S OBP: 0.284, SLG: 0.283										3	0	1	0	1	2	0					
36 Randy Wells, R OBP: 0.154, SLG: 0.154										2	0	0	0	0	0	1					
6 Micah Hoffpauir, L OBP: 0.284, SLG: 0.427										1	0	0	0	0	1	3					
47 Aaron Heilman, R OBP: 0.283, SLG: 0.282										0	0	0	0	0	0	0					
9 Reed Johnson, R OBP: 0.327, SLG: 0.398										0	1	0	0	1	0	0					
<b>Inning Stats</b>	R: 1 H: 2 E: 0 K: 1 S: 12	H: 2 LOB: 1 BB: 0 P: 21	R: 1 H: 1 E: 0 K: 2 S: 8	H: 1 LOB: 0 BB: 0 P: 14	R: 1 H: 2 E: 0 K: 1 S: 13	H: 2 LOB: 1 BB: 0 P: 20	R: 0 H: 1 E: 0 K: 0 S: 12	H: 1 LOB: 1 BB: 0 P: 17	R: 0 H: 0 E: 0 K: 1 S: 8	H: 0 LOB: 0 BB: 0 P: 14	R: 1 H: 3 E: 0 K: 1 S: 21	H: 3 LOB: 3 BB: 1 P: 33	R: 0 H: 1 E: 0 K: 1 S: 10	H: 1 LOB: 2 BB: 1 P: 16	R: 4 H: 4 E: 0 K: 1 S: 14	H: 4 LOB: 1 BB: 1 P: 23	1B: 7 2B: 3 3B: 0 HR: 4	SF: 0 SAC: 1 DP: 0 HBP: 0	WP: 1 PA: 41		
<b>PITCHER</b>	IP WLS BF H R ER SO BB IBB HBP BLK WP HR S P ERA WHIP	6.0 L 28 7 4 4 6 1 0 0 0 0 1 10 16 0.00 2.000	0.2 4 1 2 2 1 1 0 0 0 0 0 6 13 27.00 3.000	0.1 4 3 2 2 0 0 0 0 0 0 0 8 10 54.00 9.000																	

AB	36
R	5
H	10
RBI	5
BB	2
SO	8
LOB	16



AB	37
R	8
H	14
RBI	8
BB	3
SO	8
LOB	19





Batter	1	2	3	4	5	6	7	8	9	AB	R	H	RBI	BB	SO	LOB	TOP
21 Chris Dickerson, L (1,9) OBP: 0.360, SLG: 0.364										4	0	1	0	0	2	1	<b>Cincinnati Reds @ Chicago Cubs</b> Wrigley Field, Chicago, IL Sat Jul 25 2009, 12:05 PM CDT Att: 41,364 - Partly Cloudy - 75 F
3 Willy Taveras, R (1,8) OBP: 0.299, SLG: 0.302										4	1	1	0	0	1	0	
19 Joey Votto, L (1,3) OBP: 0.431, SLG: 0.609										3	1	2	2	0	0	0	
4 Brandon Phillips, R (1,4) OBP: 0.336, SLG: 0.461										3	0	1	0	1	0	1	
28 Edwin Encarnación, R (1,5) OBP: 0.336, SLG: 0.361										4	0	0	0	0	0	3	
31 Jonny Gomes, R (1,7) OBP: 0.382, SLG: 0.566										4	1	1	1	0	2	1	
15 Jerry Hairston, R (1,6) OBP: 0.306, SLG: 0.391										4	0	1	0	0	2	0	
30 Craig Tatum, R (1,2)										3	0	0	0	0	0	1	
47 Johnny Cueto, R (1,1) OBP: 0.194, SLG: 0.121										1	0	0	0	0	0	0	
53 Arthur Rhodes, L (7,1)										0	0	0	0	0	0	0	
23 Adam Rosales, R (8,PH) OBP: 0.286, SLG: 0.298										1	0	0	0	0	1	0	
25 David Weathers, R (8,1)										0	0	0	0	0	0	0	
<b>Inning Stats</b>	R: 1 H: 2 E: 0 K: 0 S: 11	H: 2 LOB: 1 BB: 1 P: 22	R: 0 H: 0 E: 0 K: 2 S: 8	H: 0 LOB: 0 BB: 0 P: 12	R: 0 H: 0 E: 0 K: 0 S: 7	H: 1 LOB: 1 BB: 0 P: 16	R: 0 H: 1 E: 0 K: 1 S: 10	H: 1 LOB: 1 BB: 0 P: 14	R: 0 H: 1 E: 0 K: 0 S: 10	H: 0 LOB: 0 BB: 0 P: 19	R: 0 H: 0 E: 0 K: 3 S: 14	H: 0 LOB: 0 BB: 0 P: 17	R: 2 H: 2 E: 0 K: 0 S: 12	H: 2 LOB: 0 BB: 0 P: 18	1B: 4 2B: 1 3B: 0 HR: 2	SF: 1 SAC: 1 DP: 0 HBP: 0	WP: 0 PA: 34 PB: 0 SB: 3 CS: 0
<b>PITCHER</b>	IP WLS BF H R ER SO BB IBB HBP BLK WP HR S P ERA WHIP																
22 Kevin Hart, R (1,1) ERA: 2.08	6.0 W 23 5 1 1 4 1 0 0 0 0 0 0 57 94 1.50 1.000																
37 Angel Guzman, R (7,1) ERA: 2.45	1.0 H 3 0 0 0 1 0 0 0 0 0 0 0 8 11 0.00 0.000																
49 Carlos Marmol, R (8,1) ERA: 3.17	1.0 H 3 0 0 0 3 0 0 0 0 0 0 0 14 17 0.00 0.000																
47 Aaron Heilman, R (9,1) ERA: 4.5	0.2 4 2 2 2 0 0 0 0 0 0 2 10 14 27.00 3.000																
63 Kevin Gregg, R (9,1) ERA: 3.45	0.1 S 1 0 0 0 0 0 0 0 0 0 0 2 4 0.00 0.000																

Batter	1	2	3	4	5	6	7	8	9	AB	R	H	RBI	BB	SO	LOB	BOTTOM		
9 Reed Johnson, R (1,8) OBP: 0.329, SLG: 0.401										4	1	1	0	0	0	1	<b>Cincinnati Reds @ Chicago Cubs</b> Wrigley Field, Chicago, IL Sat Jul 25 2009, 12:05 PM CDT Att: 41,364 - Partly Cloudy - 75 F		
2 Ryan Theriot, R (1,6) OBP: 0.352, SLG: 0.418										4	0	1	0	0	0	1			
25 Derrek Lee, R (1,3) OBP: 0.357, SLG: 0.524										4	1	2	1	0	0	1			
5 Jake Fox, R (8,3) OBP: 0.357, SLG: 0.586										0	0	0	0	0	0	0			
16 Aramis Ramirez, R (1,5) OBP: 0.386, SLG: 0.550										3	1	1	2	1	1	4			
1 Kosuke Fukudome, L (1,9) OBP: 0.375, SLG: 0.439										4	0	1	0	0	1	1			
12 Alfonso Soriano, R (1,7) OBP: 0.313, SLG: 0.442										4	1	3	1	0	1	0			
17 Mike Fontenot, L (1,4) OBP: 0.305, SLG: 0.378										3	0	0	0	1	2	2			
55 Koyie Hill, S (1,2) OBP: 0.283, SLG: 0.276										3	0	0	0	1	2	3			
22 Kevin Hart, R (1,1) OBP: 0.194, SLG: 0.121										2	0	0	0	0	1	6			
6 Milton Bradley, S (5,PH) OBP: 0.280, SLG: 0.442										1	0	0	0	0	0	0			
37 Angel Guzman, R (7,1) ERA: 1.92	1.0 3 0 0 0 3 0 0 0 0 0 0 12 17 0.00 0.000																		
49 Carlos Marmol, R (8,1) ERA: 3.15	1.0 4 1 1 1 1 0 0 0 0 0 1 7 9 9.00 1.000																		
21 Milton Bradley, S (9,1) ERA: 3.15										0	0	0	0	0	0	0			
47 Aaron Heilman, R (9,1) ERA: 3.15										0	0	0	0	0	0	0			
63 Kevin Gregg, R (9,1) ERA: 3.15										0	0	0	0	0	0	0			
<b>Inning Stats</b>	R: 3 H: 5 E: 0 K: 1 S: 16	H: 5 LOB: 3 BB: 1 P: 34	R: 0 H: 0 E: 0 K: 0 S: 5	H: 0 LOB: 0 BB: 0 P: 9	R: 0 H: 1 E: 0 K: 1 S: 15	H: 1 LOB: 2 BB: 0 P: 26	R: 0 H: 0 E: 0 K: 1 S: 5	H: 0 LOB: 1 BB: 0 P: 7	R: 1 H: 1 E: 0 K: 1 S: 13	H: 1 LOB: 0 BB: 0 P: 18	R: 0 H: 2 E: 1 K: 0 S: 8	H: 2 LOB: 2 BB: 0 P: 11	R: 0 H: 0 E: 0 K: 3 S: 12	H: 0 LOB: 0 BB: 0 P: 17	R: 1 H: 1 E: 0 K: 1 S: 7	H: 1 LOB: 0 BB: 0 P: 9	1B: 5 2B: 1 3B: 1 HR: 3	SF: 0 SAC: 1 DP: 1 HBP: 1	WP: 0 PA: 38 PB: 0 SB: 0 CS: 0
<b>PITCHER</b>	IP WLS BF H R ER SO BB IBB HBP BLK WP HR S P ERA WHIP																		
47 Johnny Cueto, R (1,1) ERA: 3.78	6.0 L 31 9 4 4 4 3 0 0 1 0 0 0 2 62 6.00 2.000																		
53 Arthur Rhodes, L (7,1) ERA: 1.92	1.0 3 0 0 0 3 0 0 0 0 0 0 12 17 0.00 0.000																		
25 David Weathers, R (8,1) ERA: 3.15	1.0 4 1 1 1 1 0 0 0 0 0 1 7 9 9.00 1.000																		

AB	31
R	3
H	7
RBI	3
BB	1
SO	8
LOB	7



AB	33
R	5
H	10
RBI	5
BB	3
SO	8
LOB	19





Batter	1	2	3	4	5	6	7	8	9	AB	R	H	RBI	BB	SO	LOB	TOP																				
21 Chris Dickerson, L (1,9) OBP: 0.355, SLG: 0.359 7 Paul Janish, R (8,6) OBP: 0.315, SLG: 0.280	G1-3		K			K			G6-3	3	0	0	0	0	2	0																					
3 Willy Taveras, R (1,8) OBP: 0.299, SLG: 0.301	F9			G3		G5-3			G6-3	4	0	1	0	0	0	0																					
19 Joey Votto, L (1,3) OBP: 0.429, SLG: 0.615	HR			F8		F7			G3	4	1	1	1	0	0	2																					
4 Brandon Phillips, R (1,4) OBP: 0.332, SLG: 0.455	G4-3			F8		G4-3			G6-3	4	0	0	1	0	0	1																					
28 Edwin Encarnación, R (1,5) OBP: 0.333, SLG: 0.352	K			L5					K	3	0	0	0	1	2	1																					
31 Jonny Gomes, R (1,7) OBP: 0.373, SLG: 0.552 53 Arthur Rhodes, L (8,1) 48 Francisco Cordero, R (8,1)	F8			F9					K	3	0	0	0	0	0	1																					
2 Alex Gonzalez, R (1,6) OBP: 0.249, SLG: 0.293 17 Laynce Nix, L (8,PH) OBP: 0.293, SLG: 0.463	K			K2-3					K	2	0	0	0	0	0	0																					
30 Craig Tatum, R (1,2)				K		P4				2	0	0	0	1	1	0																					
33 Micah Owings, R (1,1) OBP: 0.245, SLG: 0.271 46 Carlos Fisher, R (4,1) 23 Adam Rosales, R (8,PH) OBP: 0.246, SLG: 0.296 52 Daniel Herrera, L (8,1) 40 Nick Masset, R (8,1) 15 Jerry Hairston, R (8,PH) OBP: 0.300, SLG: 0.336				K		K			F8-2	1	0	0	0	0	0	1																					
Inning Stats	R: 1 E: 0 K: 0 S: 19	H: 1 LOB: 0 BB: 0 P: 24	R: 0 E: 0 K: 2 S: 8	H: 0 LOB: 0 BB: 0 P: 14	R: 0 E: 0 K: 3 S: 10	H: 0 LOB: 0 BB: 0 P: 13	R: 0 E: 0 K: 1 S: 10	H: 0 LOB: 0 BB: 0 P: 13	R: 0 E: 0 K: 2 S: 8	H: 0 LOB: 0 BB: 0 P: 15	R: 0 E: 0 K: 0 S: 6	H: 0 LOB: 0 BB: 0 P: 12	R: 0 E: 0 K: 1 S: 14	H: 1 LOB: 2 BB: 2 P: 26	R: 1 E: 0 K: 1 S: 10	H: 2 LOB: 1 BB: 0 P: 15	1B: 3 2B: 1 3B: 0 HR: 1	SF: 0 SAC: 0 DP: 1 HBP: 0	WP: 0 PA: 32 PB: 0 SB: 0 CS: 0																		
PITCHER	IP	WLS	BF	H	R	ER	SO	BB	IBB	HBP	BLK	WP	HR	S	P	ERA	WHIP	PITCHER		IP	WLS	BF	H	R	ER	SO	BB	IBB	HBP	BLK	WP	HR	S	P	ERA	WHIP	
40 Rich Harden, R (1,1) ERA: 4.55	6.0	W	19	1	1	1	8	0	0	0	0	0	1	61	90	1.50	0.167																				
45 Sean Marshall, L (7,1) ERA: 3.5	0.2	H	2	0	0	0	0	0	0	0	0	0	0	5	11	0.00	0.000																				
37 Angel Guzman, R (7,1) ERA: 2.38	1.1	H	6	1	0	0	1	2	0	0	0	0	0	15	27	0.00	2.250																				
29 Jeff Samardzija, R (9,1) ERA: 6.14	0.2	S	4	2	1	1	0	0	0	0	0	0	0	7	11	13.50	3.000																				
63 Kevin Gregg, R (9,1) ERA: 3.42	0.1	S	1	0	0	0	1	0	0	0	0	0	0	3	4	0.00	0.000																				

Cincinnati Reds @ Chicago Cubs  
Wrigley Field, Chicago, IL  
Sun Jul 26 2009, 1:20 PM CDT  
Att: 41,528 - Partly Cloudy - 75 F

AB 30  
R 2  
H 4  
RBI 2  
BB 2  
SO 10  
LOB 8



Batter	1	2	3	4	5	6	7	8	9	AB	R	H	RBI	BB	SO	LOB	BOTTOM																				
1 Kosuke Fukudome, L (1,8) OBP: 0.375, SLG: 0.437	F8			G4-3		G4-3				4	0	1	2	1	0	1																					
2 Ryan Theriot, R (1,6) OBP: 0.353, SLG: 0.418						F7				5	1	2	0	0	0	4																					
16 Aramis Ramirez, R (1,5) OBP: 0.394, SLG: 0.556	F8			F8						4	0	2	0	1	0	1																					
5 Jake Fox, R (1,3) OBP: 0.350, SLG: 0.565 29 Jeff Samardzija, R (9,1) 63 Kevin Gregg, R (9,1)	F9			F8		F7				5	0	1	1	0	0	4																					
21 Milton Bradley, S (1,9) OBP: 0.382, SLG: 0.385										2	2	1	0	2	1	2																					
12 Alfonso Soriano, R (1,7) OBP: 0.315, SLG: 0.445 6 Micah Hoffpauir, L (9,3)										4	0	2	1	0	0	4																					
17 Mike Fontenot, L (1,4) OBP: 0.302, SLG: 0.374 37 Angel Guzman, R (7,1) 9 Reed Johnson, R (8,PH) OBP: 0.333, SLG: 0.406										3	0	0	0	0	1	3																					
55 Koyie Hill, S (1,2) OBP: 0.296, SLG: 0.310										3	1	2	1	1	1	0																					
40 Rich Harden, L (1,1) OBP: 0.276, SLG: 0.250 28 Jeff Baker, R (6,PH) 45 Sean Marshall, L (7,1) 13 Andrés Blanco, S (7,4) OBP: 0.280, SLG: 0.279										2	0	0	0	0	1	3																					
Inning Stats	R: 0 E: 0 K: 0 S: 11	H: 1 LOB: 1 BB: 0 P: 14	R: 1 E: 0 K: 2 S: 16	H: 1 LOB: 3 BB: 3 P: 33	R: 1 E: 0 K: 0 S: 11	H: 1 LOB: 1 BB: 1 P: 19	R: 0 E: 0 K: 1 S: 7	H: 0 LOB: 0 BB: 0 P: 9	R: 0 E: 0 K: 0 S: 13	H: 1 LOB: 2 BB: 1 P: 26	R: 0 E: 0 K: 1 S: 12	H: 1 LOB: 1 BB: 0 P: 18	R: 1 E: 0 K: 1 S: 8	H: 3 LOB: 1 BB: 0 P: 14	R: 2 E: 0 K: 0 S: 16	H: 4 LOB: 2 BB: 0 P: 20	1B: 8 2B: 3 3B: 1 HR: 0	SF: 0 SAC: 0 DP: 1 HBP: 0	WP: 0 PA: 40 PB: 0 SB: 0 CS: 0																		
PITCHER	IP	WLS	BF	H	R	ER	SO	BB	IBB	HBP	BLK	WP	HR	S	P	ERA	WHIP	PITCHER		IP	WLS	BF	H	R	ER	SO	BB	IBB	HBP	BLK	WP	HR	S	P	ERA	WHIP	
33 Micah Owings, R (1,1) ERA: 5.35	3.0	L	16	3	2	2	2	4	0	0	0	0	0	38	66	6.00	2.333																				
46 Carlos Fisher, R (4,1) ERA: 2.53	2.0		8	1	0	0	1	1	0	0	0	0	0	20	35	0.00	1.000																				
52 Daniel Herrera, L (6,1) ERA: 2.95	0.1		2	1	0	0	0	0	0	0	0	0	0	6	9	0.00	3.000																				
40 Nick Masset, R (6,1) ERA: 2.55	1.2		7	3	1	1	2	0	0	0	0	0	0	14	23	5.40	1.800																				
53 Arthur Rhodes, L (8,1) ERA: 2.12	0.2		5	3	2	2	0	0	0	0	0	0	0	14	18	27.00	4.500																				

Cincinnati Reds @ Chicago Cubs  
Wrigley Field, Chicago, IL  
Sun Jul 26 2009, 1:20 PM CDT  
Att: 41,528 - Partly Cloudy - 75 F

AB 35  
R 5  
H 12  
RBI 5  
BB 5  
SO 5  
LOB 24





Batter	1	2	3	4	5	6	7	8	9	10	11	12	13	AB	R	H	RBI	BB	SO	LOB	TOP
21 Michael Bourn, L OBP: 0.356, SLG: 0.396	G4-3		G4-3	CS		G4-6-3		G3			F7		SH1-4	4	0	1	0	2	0	0	
3 Kazuo Matsui, S OBP: 0.300, SLG: 0.321	G4-3		CS			G4-6-3					F7		SH1-4	5	0	0	0	0	2	2	
10 Miguel Tejada, R OBP: 0.358, SLG: 0.470	G6-3					G4-3								5	0	2	0	1	0	0	
45 Carlos Lee, R OBP: 0.362, SLG: 0.498														5	1	2	1	1	0	3	
27 Geoff Blum, S OBP: 0.340, SLG: 0.376														5	0	0	0	0	2	4	
9 Hunter Pence, R OBP: 0.357, SLG: 0.468														4	0	1	0	1	1	0	
41 Chris Coste, R OBP: 0.331, SLG: 0.381														5	0	0	0	0	3	3	
55 Humberto Quintero, R 36 Matt Kemp, R 22 LaTroy Hawkins, R 47 Jose Valverde, R 4 Jason Michaels, R 50 Alberto Arias, R 8 Jeff Keppinger, R 43 Chris Sampson, R														1	0	0	0	1	1	0	
51 Wandy Rodriguez, S 77 Ivan Rodriguez, R (6,PH)														3	0	0	0	0	2	2	
<b>Inning Stats</b>	R: 0 E: 0 K: 0 S: 8	H: 0 LOB: 0 P: 12	R: 1 E: 0 K: 1 S: 12	H: 1 LOB: 0 BB: 0 P: 17	R: 0 E: 0 K: 1 S: 8	H: 0 LOB: 0 BB: 1 P: 19	R: 0 E: 0 K: 0 S: 4	H: 0 LOB: 0 BB: 1 P: 8	R: 0 E: 0 K: 0 S: 4	H: 2 LOB: 2 BB: 0 P: 21	R: 0 E: 0 K: 1 S: 12	H: 0 LOB: 0 BB: 0 P: 14	R: 0 E: 0 K: 0 S: 6	H: 1 LOB: 2 BB: 1 P: 11	R: 0 E: 0 K: 0 S: 6	H: 1 LOB: 1 BB: 1 P: 11	1B: 4 2B: 2 3B: 1 HR: 1	SF: 0 SAC: 2 DP: 3 HBP: 0	W/P: 0 PB: 0 SB: 0 CS: 1	PA: 50	
<b>PITCHER</b>	IP: 7.0 ERA: 3.36	WLS: 3 BF: 25 H: 3 R: 1 ER: 1 SO: 4	IP: 8.1 ERA: 4.4	WLS: 4 BF: 1 H: 0 R: 0 ER: 0 SO: 2	IP: 9.1 ERA: 3.1	WLS: 10.1 BF: 8 H: 2 R: 0 ER: 0 SO: 3	IP: 11.1 ERA: 3.76	WLS: 1 BF: 0 H: 0 R: 0 ER: 0 SO: 1	IP: 12.1 ERA: 5.4	WLS: 2.0 BF: 8 H: 2 R: 0 ER: 0 SO: 0	IP: 2.0 ERA: 5.4	WLS: 8 BF: 2 H: 0 R: 0 ER: 0 SO: 0	IP: 16 ERA: 0.00	WLS: 24 BF: 16 H: 0 R: 0 ER: 0 SO: 0	IP: 24 ERA: 0.00	WLS: 1500 BF: 0 H: 0 R: 0 ER: 0 SO: 0	W/P: 0 PB: 0 SB: 0 CS: 1	PA: 50			

Houston Astros @ Chicago Cubs  
Wrigley Field, Chicago, IL  
Mon Jul 27 2009, 7:05 PM CDT  
Att. 40,794 - Overcast - 78 F

AB	41
R	1
H	8
RBI	1
BB	6
SO	11
LOB	14



Batter	1	2	3	4	5	6	7	8	9	10	11	12	13	AB	R	H	RBI	BB	SO	LOB	BOTTOM					
9 Reed Johnson, R OBP: 0.321, SLG: 0.389	G1-3													6	0	0	0	0	2	1						
2 Ryan Theriot, R OBP: 0.348, SLG: 0.411	F8													6	0	0	0	0	1	1						
25 Derrek Lee, R OBP: 0.364, SLG: 0.534														3	2	2	1	3	0	0						
16 Aramis Ramirez, R OBP: 0.399, SLG: 0.562	FC4-6													6	1	3	0	0	0	3						
21 Milton Bradley, S														4	1	1	0	2	0	2						
12 Alfonso Soriano, R OBP: 0.313, SLG: 0.449														6	1	1	4	0	3	4						
28 Jeff Baker, R OBP: 0.241, SLG: 0.353														3	0	1	0	0	1	1						
6 Micah Hoffpauir, L OBP: 0.286, SLG: 0.424														0	0	0	0	1	0	0						
5 Jake Fox, R OBP: 0.336, SLG: 0.565														0	0	0	0	1	0	0						
55 Kouji Hiji, S 1 Kosuke Kamekura, L 52 Jeff Stevens, R 48 Sean Marshall, S 13 Andrew Bailey, S 29 Jeff Samardzija, R														2	0	0	0	1	1	0						
38 Carlos Zambrano, S 47 Aaron Heilman, R 49 Carlos Marmol, R														0	0	0	0	0	0	0						
17 Mike Fontenot, L OBP: 0.300, SLG: 0.371														2	0	0	0	0	0	3						
<b>Inning Stats</b>	R: 0 E: 0 K: 0 S: 11	H: 1 LOB: 1 BB: 0 P: 17	R: 0 E: 0 K: 1 S: 10	H: 1 LOB: 0 BB: 0 P: 13	R: 0 E: 0 K: 2 S: 11	H: 2 LOB: 1 BB: 0 P: 16	R: 0 E: 0 K: 0 S: 7	H: 0 LOB: 0 BB: 1 P: 11	R: 0 E: 0 K: 1 S: 8	H: 1 LOB: 2 BB: 1 P: 17	R: 0 E: 0 K: 0 S: 11	H: 0 LOB: 1 BB: 1 P: 22	R: 0 E: 0 K: 1 S: 10	H: 0 LOB: 2 BB: 3 P: 27	R: 0 E: 0 K: 0 S: 9	H: 0 LOB: 0 BB: 0 P: 15	R: 0 E: 0 K: 0 S: 8	H: 1 LOB: 2 BB: 1 P: 16	R: 0 E: 0 K: 0 S: 6	H: 0 LOB: 0 BB: 0 P: 8	R: 4 E: 0 K: 0 S: 5	H: 2 LOB: 0 BB: 2 P: 17	1B: 4 2B: 3 3B: 0 HR: 2	SF: 0 SAC: 0 DP: 2 HBP: 0	W/P: 0 PB: 0 SB: 1 CS: 2	PA: 51
<b>PITCHER</b>	IP: 7.0 ERA: 2.85	WLS: 6 BF: 27 H: 6 R: 1 ER: 1 SO: 7	IP: 8.1 ERA: 2.32	WLS: 3 BF: 0 H: 0 R: 0 ER: 0 SO: 1	IP: 9.1 ERA: 2.73	WLS: 10.1 BF: 8 H: 1 R: 0 ER: 0 SO: 3	IP: 11.1 ERA: 3.51	WLS: 1 BF: 0 H: 0 R: 0 ER: 0 SO: 1	IP: 12.1 ERA: 3.51	WLS: 2 BF: 8 H: 2 R: 0 ER: 0 SO: 0	IP: 16 ERA: 0.00	WLS: 24 BF: 16 H: 0 R: 0 ER: 0 SO: 0	IP: 24 ERA: 0.00	WLS: 1500 BF: 0 H: 0 R: 0 ER: 0 SO: 0	W/P: 0 PB: 0 SB: 0 CS: 2	PA: 51										

Houston Astros @ Chicago Cubs  
Wrigley Field, Chicago, IL  
Mon Jul 27 2009, 7:05 PM CDT  
Att. 40,794 - Overcast - 78 F

AB	42
R	5
H	9
RBI	5
BB	9
SO	9
LOB	19

















Batter	1	2	3	4	5	6	7	8	9	AB	R	H	RBI	BB	SO	LOB	TOP
1 Kosuke Fukudome, L (1, 8) OBP: 0.381, SLG: 0.443										4	0	0	0	0	1	1	
2 Ryan Theriot, R (1, 6) OBP: 0.345, SLG: 0.407										4	0	0	0	0	0	1	
25 Derrek Lee, R (1, 3) OBP: 0.364, SLG: 0.525										4	0	1	0	0	2	0	
16 Aramis Ramirez, R (1, 5) OBP: 0.410, SLG: 0.596										4	1	2	0	0	1	1	
21 Milton Bradley, S (1, 9) OBP: 0.386, SLG: 0.390										3	0	1	0	1	1	1	
5 Jake Fox, R (1, 7) OBP: 0.345, SLG: 0.592										4	1	1	2	0	0	3	
17 Mike Fontenot, L (1, 4) OBP: 0.299, SLG: 0.375										4	0	0	0	0	1	2	
55 Koyie Hill, S (1, 2) OBP: 0.307, SLG: 0.308										4	0	2	0	0	1	1	
40 Rich Harden, L (1, 1) OBP: 0.287, SLG: 0.241										1	0	0	0	0	1	0	
27 Sam Fuld, L (6, PH) OBP: 0.235, SLG: 0.000										0	0	0	0	0	1	0	
43 John Grabow, L (8, 1) OBP: 0.295, SLG: 0.474										0	0	0	0	0	0	0	
6 Mitch Hoffbauer, L (7, PH) OBP: 0.295, SLG: 0.474										0	0	0	0	0	0	0	
28 Jeff Baker, R (7, PH) OBP: 0.295, SLG: 0.474										0	0	0	0	0	0	0	
47 Aaron Heilman, R (7, 1) OBP: 0.295, SLG: 0.474										0	0	0	0	0	0	0	
49 Carlos Marmol, R (8, 1) OBP: 0.295, SLG: 0.474										0	0	0	0	0	0	0	
45 Sean Marshall, L (8, 1) OBP: 0.295, SLG: 0.474										0	0	0	0	0	0	0	
<b>Inning Stats</b>	R: 0 H: 0 E: 0 K: 1 S: 11	H: 0 LOB: 0 BB: 0 P: 15	R: 0 H: 0 E: 0 K: 0 S: 9	H: 0 LOB: 0 BB: 0 P: 13	R: 0 H: 0 E: 0 K: 1 S: 6	H: 0 LOB: 0 BB: 0 P: 8	R: 0 H: 0 E: 0 K: 0 S: 13	H: 2 LOB: 1 BB: 0 P: 16	R: 0 H: 1 E: 0 K: 0 S: 10	H: 1 LOB: 1 BB: 0 P: 15	R: 2 H: 3 E: 1 K: 3 S: 17	H: 3 LOB: 2 BB: 0 P: 22	R: 0 H: 1 E: 0 K: 2 S: 9	H: 0 LOB: 1 BB: 1 P: 17	1B: 6 2B: 0 3B: 0 HR: 1	SF: 0 SAC: 0 DP: 1 HBP: 0	WP: 1 PA: 35 PB: 0 SB: 0 CS: 0
<b>PITCHER</b>	IP WLS BF H R ER SO BB IBB HBP BLK WP HR S P ERA WHIP																
41 Chris Volstad, R (1, 1) ERA: 4.35	6.2	26	6	2	2	5	0	0	0	0	1	1	73	99	2.70	0.900	
53 Dan Meyer, L (7, 1) ERA: 2.01	0.2	2	0	0	0	2	0	0	0	0	0	0	6	12	0.00	0.000	
48 Brendan Donnelly, R (8, 1) ERA: 3.83	0.2	W 3	1	0	0	1	0	0	0	0	0	6	11	0.00	1.500		
46 Juan Carlos Oviedo, R (9, 1) ERA: 3.83	1.0	S 4	0	0	0	1	1	0	0	0	0	0	11	17	0.00	1.000	

Chicago Cubs @ Florida Marlins  
Land Shark Stadium, Miami, FL  
Fri Jul 31 2009, 7:10 PM EDT  
Att: 25,024 - Clear - 87 F

AB	34
R	2
H	7
RBI	2
BB	1
SO	9
LOB	13



Batter	1	2	3	4	5	6	7	8	9	AB	R	H	RBI	BB	SO	LOB	BOTTOM		
8 Chris Coghlan, L (1, 7) OBP: 0.337, SLG: 0.370										4	0	0	0	0	2	1			
18 Wes Helms, R (8, PH) OBP: 0.313, SLG: 0.341										1	0	1	2	0	0	0			
1 Emilio Bonifacio, S (1, 5) OBP: 0.292, SLG: 0.305										4	0	0	0	1	1	2			
2 Hanley Ramirez, R (1, 6) OBP: 0.409, SLG: 0.562										4	0	1	0	0	3	1			
3 Jorge Cantu, R (1, 3) OBP: 0.346, SLG: 0.456										1	1	1	1	3	0	0			
6 Dan Uggla, R (1, 4) OBP: 0.337, SLG: 0.428										3	1	0	0	1	1	4			
27 Jeremy Hermida, L (1, 9) OBP: 0.340, SLG: 0.390										3	2	2	0	1	0	2			
25 Brett Carroll, R (9, 9) OBP: 0.313, SLG: 0.443										0	0	0	0	0	0	0			
12 Cody Ross, R (1, 8) OBP: 0.321, SLG: 0.460										4	0	0	0	0	2	5			
21 John Baker, L (1, 2) OBP: 0.347, SLG: 0.422										4	1	1	1	0	2	3			
41 Chris Volstad, R (1, 1) OBP: 0.128, SLG: 0.132										3	0	1	1	0	2	2			
53 Dan Meyer, L (7, 1) ERA: 3.35										0	0	0	0	0	0	0			
48 Brendan Donnelly, R (8, 1) ERA: 4.47										0	0	0	0	0	0	0			
7 Ross Gload, L (8, PH) OBP: 0.359, SLG: 0.430										0	0	0	0	0	0	0			
46 Juan Carlos Oviedo, R (9, 1) ERA: 3.66										0	0	0	0	0	0	0			
<b>Inning Stats</b>	R: 0 H: 1 E: 0 K: 1 S: 14	H: 2 LOB: 1 BB: 0 P: 23	R: 1 H: 2 E: 0 K: 3 S: 12	H: 2 LOB: 1 BB: 0 P: 18	R: 1 H: 1 E: 0 K: 2 S: 11	H: 1 LOB: 0 BB: 0 P: 18	R: 0 H: 1 E: 0 K: 3 S: 11	H: 1 LOB: 1 BB: 0 P: 19	R: 0 H: 0 E: 0 K: 2 S: 12	H: 0 LOB: 2 BB: 2 P: 21	R: 0 H: 0 E: 0 K: 1 S: 9	H: 0 LOB: 1 BB: 1 P: 15	R: 0 H: 0 E: 0 K: 1 S: 10	H: 0 LOB: 0 BB: 0 P: 16	R: 3 H: 2 E: 0 K: 0 S: 15	H: 2 LOB: 2 BB: 2 P: 29	1B: 4 2B: 2 3B: 0 HR: 1	SF: 0 SAC: 0 DP: 0 HBP: 1	WP: 0 PA: 38 PB: 0 SB: 1 CS: 0
<b>PITCHER</b>	IP WLS BF H R ER SO BB IBB HBP BLK WP HR S P ERA WHIP																		
40 Rich Harden, R (1, 1) ERA: 4.5	5.0	23	5	2	2	11	3	0	0	0	0	0	9	15	0.00	1.000			
43 John Grabow, L (6, 1) ERA: 3.35	1.0	4	0	0	0	1	1	0	0	0	0	0	9	15	0.00	1.000			
47 Aaron Heilman, R (7, 1) ERA: 4.47	1.0	3	0	0	0	1	0	0	0	0	0	0	10	16	0.00	0.000			
49 Carlos Marmol, R (8, 1) ERA: 3.8	0.2	L 6	1	3	3	0	2	0	1	0	0	0	10	22	40.50	4.500			
45 Sean Marshall, L (8, 1) ERA: 3.66	0.1	2	1	0	0	0	0	0	0	0	0	5	7	0.00	3.000				

Chicago Cubs @ Florida Marlins  
Land Shark Stadium, Miami, FL  
Fri Jul 31 2009, 7:10 PM EDT  
Att: 25,024 - Clear - 87 F

AB	31
R	5
H	7
RBI	5
BB	6
SO	13
LOB	20





Batter	1	2	3	4	5	6	7	8	9	10	AB	R	H	RBI	BB	SO	LOB	TOP
1 Kosuke Fukudome, L (1, 8) OBP: 0.386, SLG: 0.442											3	1	1	0	3	2	2	
13 Andrés Blanco, S (1, 4) OBP: 0.297, SLG: 0.323											3	2	1	0	1	0	1	
37 Angel Guzman, R (5, 1) OBP: 0.284, SLG: 0.429											0	0	0	0	0	0	0	
5 Jake Fox, R (8, 7) OBP: 0.344, SLG: 0.592											0	0	0	0	0	0	0	
63 Kevin Gargow, R (10, 7) OBP: 0.435, SLG: 0.500											0	0	0	0	0	0	0	
25 Derrek Lee, R (1, 3) OBP: 0.369, SLG: 0.540											6	2	4	3	0	1	4	
16 Aramis Ramirez, R (1, 5) OBP: 0.435, SLG: 0.500											5	1	2	3	0	3	5	
27 Sam Fuld, L (10, PR) OBP: 0.435, SLG: 0.500											0	0	0	0	0	0	0	
21 Milton Bradley, S (1, 9) OBP: 0.367, SLG: 0.388											4	1	1	0	1	3	1	
12 Alfonso Soriano, R (1, 7) OBP: 0.318, SLG: 0.452											5	0	0	0	1	0	4	
17 Miles Fontenot, L (1, 4) OBP: 0.299, SLG: 0.378											3	1	1	0	0	2	0	
43 John Grabow, L (10, 5) OBP: 0.224, SLG: 0.333											0	0	0	0	0	0	0	
28 Jeff Baker, R (10, 5) OBP: 0.224, SLG: 0.333											3	1	0	0	0	0	3	
55 Kevie Hill, S (1, 2) OBP: 0.296, SLG: 0.295											6	0	0	0	0	2	6	
38 Carlos Zambrano, S (1, 1) OBP: 0.245, SLG: 0.462											2	0	1	0	0	0	1	
29 Jeff Samardzija, R (4, 1) OBP: 0.347, SLG: 0.414											0	0	0	0	0	0	0	
2 Ryan Theriot, R (5, 6) OBP: 0.347, SLG: 0.414											3	0	2	2	0	1	0	
<b>Inning Stats</b>	R: 3 E: 0 K: 1 S: 18	H: 2 LOB: 0 BB: 1 P: 29	R: 3 E: 0 K: 0 S: 12	H: 3 LOB: 3 BB: 3 P: 20	R: 0 E: 0 K: 3 S: 12	H: 1 LOB: 1 BB: 0 P: 19	R: 0 E: 0 K: 1 S: 13	H: 0 LOB: 0 BB: 0 P: 9	R: 0 E: 0 K: 1 S: 10	H: 1 LOB: 2 BB: 1 P: 19	R: 2 E: 1 K: 1 S: 13	H: 2 LOB: 2 BB: 1 P: 25	R: 1 E: 0 K: 0 S: 14	H: 1 LOB: 0 BB: 1 P: 22	1B: 8 2B: 3 3B: 1 HR: 1	SF: 0 SAC: 1 DP: 0 HBP: 1	WP: 0 PB: 0 SB: 0 CS: 0	PA: 53
<b>PITCHER</b>	IP 1.2	WLS 14	BF 5	H 6	R 5	ER 1	SO 1	BB 4	IBB 0	HBP 0	BLK 0	WP 0	HR 0	S 28	P 55	ERA 27.00	WHIP 5.400	
35 Burke Badenhop, R (1, 1) ERA: 4.19	IP 3.1	WLS 12	BF 2	H 0	R 0	ER 0	SO 6	BB 0	IBB 0	HBP 0	BLK 0	WP 0	HR 0	S 33	P 48	ERA 0.00	WHIP 0.600	
44 Brian Sanches, R (2, 1) ERA: 0.95	IP 1.0	WLS 5	BF 2	H 0	R 0	ER 0	SO 3	BB 0	IBB 0	HBP 0	BLK 0	WP 0	HR 0	S 13	P 17	ERA 0.00	WHIP 2.000	
40 Kiko Calero, R (6, 1) ERA: 1.86	IP 1.0	WLS 4	BF 0	H 0	R 0	ER 0	SO 0	BB 0	IBB 0	HBP 0	BLK 0	WP 0	HR 0	S 12	P 17	ERA 0.000	WHIP 0.000	
52 Luis Ayala, R (7, 1) ERA: 4.3	IP 2.0	WLS 12	BF 3	H 2	R 0	ER 3	SO 2	BB 0	IBB 0	HBP 0	BLK 0	WP 0	HR 0	S 23	P 44	ERA 0.00	WHIP 2.500	
37 Remyel Pinto, L (8, 1) ERA: 2.79																		
<b>PITCHER</b>	IP 1.0	WLS 6	BF 1	H 1	R 1	ER 1	SO 0	BB 0	IBB 1	HBP 0	BLK 0	WP 0	HR 1	S 14	P 22	ERA 9.00	WHIP 1.000	
46 Juan Carlos Oviedo, R (10, 1) ERA: 3.94	IP 1.0	WLS 6	BF 1	H 1	R 1	ER 1	SO 0	BB 0	IBB 1	HBP 0	BLK 0	WP 0	HR 1	S 14	P 22	ERA 9.00	WHIP 1.000	
<b>Batter</b>	<b>1</b>	<b>2</b>	<b>3</b>	<b>4</b>	<b>5</b>	<b>6</b>	<b>7</b>	<b>8</b>	<b>9</b>	<b>10</b>	<b>AB</b>	<b>R</b>	<b>H</b>	<b>RBI</b>	<b>BB</b>	<b>SO</b>	<b>LOB</b>	<b>BOTTOM</b>
8 Chris Coghlan, L (1, 7) OBP: 0.340, SLG: 0.371											5	1	2	1	1	1	1	
20 Nick Johnson, L (1, 3) OBP: 0.414, SLG: 0.407											3	1	2	1	2	0	1	
2 Hanley Ramirez, R (1, 8) OBP: 0.410, SLG: 0.560											1	1	0	0	0	0	1	
1 Emilio Bonifacio, S (4, 6) OBP: 0.296, SLG: 0.313											2	1	2	2	1	0	0	
3 Jorge Cantu, R (1, 5) OBP: 0.346, SLG: 0.451											4	0	0	0	2	0	4	
6 Dan Uggla, R (1, 4) OBP: 0.337, SLG: 0.423											4	1	0	0	2	3	4	
27 Jeremy Hermida, L (1, 9) OBP: 0.343, SLG: 0.391											6	0	3	2	0	2	6	
12 Cody Ross, R (1, 8) OBP: 0.318, SLG: 0.455											6	0	1	1	0	2	2	
21 John Baker, L (1, 2) OBP: 0.352, SLG: 0.432											4	1	2	0	1	2	2	
35 Burke Badenhop, R (1, 1) ERA: 3.35	IP 3.0	WLS 10	BF 3	H 3	R 3	ER 1	SO 2	BB 2	IBB 1	HBP 0	BLK 0	WP 1	HR 0	S 35	P 62	ERA 3.00	WHIP 2.000	
29 Jeff Samardzija, R (4, 1) ERA: 0.92	IP 1.2	WLS 16	BF 3	H 3	R 3	ER 1	SO 1	BB 0	IBB 0	HBP 0	BLK 0	WP 0	HR 0	S 18	P 41	ERA 16.20	WHIP 3.000	
43 John Grabow, L (5, 1) ERA: 3.31	IP 0.2	WLS 3	BF 0	H 0	R 0	ER 0	SO 0	BB 0	IBB 0	HBP 0	BLK 0	WP 0	HR 0	S 6	P 13	ERA 0.00	WHIP 1.500	
37 Angel Guzman, R (6, 1) ERA: 2.42	IP 1.2	WLS 7	BF 3	H 0	R 0	ER 2	SO 0	BB 0	IBB 0	HBP 0	BLK 0	WP 0	HR 0	S 15	P 27	ERA 0.00	WHIP 1.800	
49 Carlos Marmol, R (8, 1) ERA: 3.53	IP 1.0	WLS 6	BF 0	H 0	R 0	ER 2	SO 1	BB 1	IBB 1	HBP 0	BLK 0	WP 0	HR 0	S 9	P 23	ERA 0.00	WHIP 1.000	
<b>PITCHER</b>	IP 1.0	WLS 7	BF 0	H 0	R 0	ER 3	SO 0	BB 0	IBB 0	HBP 0	BLK 0	WP 0	HR 0	S 25	P 38	ERA 27.00	WHIP 4.000	
63 Kevin Gregg, R (9, 1) ERA: 3.83	IP 1.0	WLS 7	BF 0	H 0	R 0	ER 3	SO 0	BB 0	IBB 0	HBP 0	BLK 0	WP 0	HR 0	S 25	P 38	ERA 27.00	WHIP 4.000	
47 Aaron Heilman, R (10, 1) ERA: 4.38	IP 1.0	WLS 3	BF 0	H 0	R 0	ER 1	SO 0	BB 0	IBB 0	HBP 0	BLK 0	WP 0	HR 0	S 11	P 19	ERA 0.00	WHIP 0.000	
<b>PITCHER</b>	IP 0.1	WLS 3																



Batter	1	2	3	4	5	6	7	8	9	AB	R	H	RBI	BB	SO	LOB	TOP										
27 Sam Fuld, L OBP: 0.407, SLG: 0.435										3	1	0	0	1	0	0	<b>Chicago Cubs @ Florida Marlins</b> Land Shark Stadium, Miami, FL Sun Aug 02 2009, 5:05 PM EDT Att: 25,969 - Clear - 90 F										
2 Ryan Theriot, R OBP: 0.351, SLG: 0.422										4	0	3	0	0	1	0											
25 Derrek Lee, R OBP: 0.367, SLG: 0.536										4	0	1	1	1	0	2											
5 Jake Fox, R OBP: 0.347, SLG: 0.607 63 Kevin Gregg, R										4	1	1	1	1	0	2											
6 Micah Hoffpauir, L OBP: 0.280, SLG: 0.422 37 Angel Guzman, R										3	0	0	0	0	1	2											
21 Milton Bradley, S OBP: 0.385, SLG: 0.387 2B Jeff Baker, R										0	0	0	0	0	0	0											
12 Alfonso Soriano, R OBP: 0.315, SLG: 0.447										3	0	1	0	1	0	0											
17 Mike Fontenot, L OBP: 0.302, SLG: 0.381										4	0	0	0	0	2	2											
55 Koyie Hill, S OBP: 0.289, SLG: 0.288										2	0	0	0	0	2	0											
46 Ryan Dempster, R OBP: 0.125, SLG: 0.105 47 Aaron Heilman, R										0	0	0	0	0	0	0											
1 Kosuke Fukudome, L OBP: 0.385, SLG: 0.441										1	0	0	0	0	0	0											
<b>Inning Stats</b>	R: 0 E: 0 K: 1 S: 11	H: 1 LOB: 1 BB: 0 P: 15	R: 0 E: 0 K: 0 S: 7	H: 1 LOB: 1 BB: 0 P: 10	R: 1 E: 0 K: 2 S: 15	H: 2 LOB: 2 BB: 1 P: 27	R: 0 E: 0 K: 2 S: 10	H: 0 LOB: 0 BB: 0 P: 13	R: 0 E: 0 K: 1 S: 8	H: 0 LOB: 0 BB: 0 P: 10	R: 0 E: 0 K: 1 S: 10	H: 0 LOB: 0 BB: 0 P: 16	R: 0 E: 0 K: 0 S: 5	H: 0 LOB: 0 BB: 0 P: 6	R: 0 E: 0 K: 0 S: 10	H: 1 LOB: 1 BB: 0 P: 13	R: 1 E: 0 K: 2 S: 15	H: 1 LOB: 1 BB: 1 P: 25	1B: 3 2B: 1 3B: 1 HR: 1	SF: 0 SAC: 0 DP: 0 HBP: 0	WP: 0 PB: 0 SB: 0 CS: 0	PA: 35					
<b>PITCHER</b>	IP	WLS	BF	H	R	ER	SO	BB	IBB	HBP	BLK	WP	HR	S	P	ERA	WHIP										
47 Ricky Nolasco, R ERA: 5.0	7.0		26	4	1	1	8	1	0	0	0	0	0	66	97	1.29	0.714										
22 Matt Lindstrom, R ERA: 6.3	1.0		4	1	0	0	0	0	0	0	0	0	0	10	13	0.00	1.000										
48 Brendan Donnelly, R ERA: 0.82	1.0	W	5	1	1	1	2	1	0	0	0	0	1	15	25	9.00	2.000										

AB	33
R	2
H	6
RBI	2
BB	2
SO	10
LOB	9



Batter	1	2	3	4	5	6	7	8	9	AB	R	H	RBI	BB	SO	LOB	BOTTOM										
8 Chris Coghlan, L OBP: 0.343, SLG: 0.376										4	0	2	0	0	0	1	<b>Chicago Cubs @ Florida Marlins</b> Land Shark Stadium, Miami, FL Sun Aug 02 2009, 5:05 PM EDT Att: 25,969 - Clear - 90 F										
1 Emilio Bonifacio, S OBP: 0.290, SLG: 0.311										3	0	0	0	1	0	2											
20 Nick Johnson, L OBP: 0.412, SLG: 0.404										3	0	0	0	1	0	2											
3 Jorge Cantu, R OBP: 0.345, SLG: 0.447										3	0	0	0	1	1	1											
27 Jeremy Hermida, L OBP: 0.340, SLG: 0.388 2 Hanley Ramirez, R										3	0	0	0	0	1	2											
6 Dan Uggla, R OBP: 0.338, SLG: 0.431										3	1	1	1	1	1	0											
12 Cody Ross, R OBP: 0.320, SLG: 0.472										4	2	2	2	0	0	1											
21 John Baker, L OBP: 0.352, SLG: 0.430										3	0	1	0	0	1	0											
47 Ricky Nolasco, R OBP: 0.207, SLG: 0.179 7 Ross Gload, L OBP: 0.351, SLG: 0.431 22 Matt Lindstrom, R 48 Brendan Donnelly, R										2	0	0	0	0	1	1											
<b>Inning Stats</b>	R: 0 E: 0 K: 0 S: 8	H: 0 LOB: 0 BB: 1 P: 13	R: 0 E: 0 K: 1 S: 10	H: 0 LOB: 1 BB: 1 P: 20	R: 0 E: 0 K: 1 S: 10	H: 1 LOB: 0 BB: 0 P: 18	R: 0 E: 0 K: 1 S: 10	H: 0 LOB: 0 BB: 1 P: 17	R: 0 E: 0 K: 0 S: 8	H: 1 LOB: 2 BB: 1 P: 17	R: 1 E: 0 K: 1 S: 8	H: 2 LOB: 1 BB: 0 P: 14	R: 0 E: 0 K: 0 S: 8	H: 0 LOB: 0 BB: 0 P: 15	R: 2 E: 0 K: 0 S: 5	H: 2 LOB: 0 BB: 0 P: 9		1B: 3 2B: 2 3B: 0 HR: 3	SF: 0 SAC: 0 DP: 2 HBP: 0	WP: 0 PB: 0 SB: 0 CS: 1	PA: 34						
<b>PITCHER</b>	IP	WLS	BF	H	R	ER	SO	BB	IBB	HBP	BLK	WP	HR	S	P	ERA	WHIP										
46 Ryan Dempster, R ERA: 4.09	6.0		23	3	0	0	4	4	0	0	0	0	0	57	97	0.00	1.167										
47 Aaron Heilman, R ERA: 4.47	1.0	B	5	2	1	1	1	0	0	0	0	0	1	8	14	9.00	2.000										
37 Angel Guzman, R ERA: 2.36	1.0		3	0	0	0	0	0	0	0	0	0	0	8	15	0.00	0.000										
63 Kevin Gregg, R ERA: 4.17	0.1	L	3	2	2	2	0	0	0	0	0	0	2	5	9	54.00	6.000										





Batter	1	2	3	4	5	6	7	8	9	AB	R	H	RBI	BB	SO	LOB	TOP									
1 Kosuke Fukudome, L (1, 8) OBP: 0.388, SLG: 0.443										3	1	1	0	2	1	1	<p>Chicago Cubs @ Cincinnati Reds Great American Ball Park, Cincinnati, OH Mon Aug 03 2009, 7:10 PM EDT Att: 22,222 - Clear - 78 F</p> <p>livebaseballscores.com</p> <p>AB 31 R 4 H 7 RBI 4 BB 4 SO 11 LOB 13</p>									
2 Ryan Theriot, R (1, 6) OBP: 0.348, SLG: 0.419										3	0	0	0	0	1	2										
25 Derrek Lee, R (1, 3) OBP: 0.366, SLG: 0.536										4	0	1	1	0	2	1										
16 Aramis Ramirez, R (1, 5) OBP: 0.410, SLG: 0.584										3	0	0	0	1	1	0										
21 Milton Bradley, S (1, 9) OBP: 0.387, SLG: 0.384										2	1	0	0	1	1	0										
12 Alfonso Soriano, R (1, 7) OBP: 0.314, SLG: 0.445										4	1	1	0	0	2	3										
17 Mike Fontenot, L (1, 4) 43 John Grabow, L (8, 1) 49 Carlos Marmol, R (9, 1)										4	1	2	3	0	0	3										
55 Koyie Hill, S (1, 2) OBP: 0.288, SLG: 0.287										4	0	1	0	0	3	1										
36 Randy Wells, R (1, 1) 28 Jeff Baker, R (8, 4) 13 Andrés Blanco, S (9, 4)										3	0	1	0	0	0	1										
Inning Stats	R: 0 E: 0 K: 1 S: 7	H: 0 LOB: 0 BB: 1 P: 13	R: 3 E: 0 K: 2 S: 20	H: 3 LOB: 1 BB: 0 P: 30	R: 0 E: 0 K: 1 S: 7	H: 0 LOB: 0 BB: 0 P: 11	R: 0 E: 0 K: 2 S: 8	H: 0 LOB: 0 BB: 0 P: 10	R: 0 E: 0 K: 1 S: 10	H: 1 LOB: 1 BB: 0 P: 15	R: 0 E: 0 K: 2 S: 10	H: 0 LOB: 0 BB: 0 P: 16	R: 0 E: 0 K: 1 S: 8	H: 1 LOB: 1 BB: 0 P: 12	R: 1 E: 0 K: 1 S: 10	H: 1 LOB: 3 BB: 3 P: 27		R: 0 E: 0 K: 0 S: 11	H: 1 LOB: 0 BB: 0 P: 13	1B: 3 2B: 3 3B: 0 HR: 1	SF: 0 SAC: 1 DP: 2 HBP: 1	WP: 0 PB: 0 SB: 0 CS: 0	PA: 37			
PITCHER	IP	WLS	BF	H	R	ER	SO	BB	IBB	HBP	BLK	WP	HR	S	P	ERA		WHIP								
39 Aaron Harang, R (1, 1) ERA: 4.52	7.1	L	30	6	4	4	10	2	0	1	0	0	1	73	114	4.91		1.091								
25 David Weathers, R (8, 1) ERA: 3.41	0.2		4	0	0	0	1	1	1	0	0	0	0	7	20	0.00		1.500								
52 Daniel Herrera, L (9, 1) ERA: 2.64	1.0	S	3	1	0	0	0	0	0	0	0	0	0	11	13	0.00		1.000								

Batter	1	2	3	4	5	6	7	8	9	AB	R	H	RBI	BB	SO	LOB	BOTTOM									
3 Willy Taveras, R (1, 8) OBP: 0.275, SLG: 0.286										5	0	0	0	0	1	2	<p>Chicago Cubs @ Cincinnati Reds Great American Ball Park, Cincinnati, OH Mon Aug 03 2009, 7:10 PM EDT Att: 22,222 - Clear - 78 F</p> <p>livebaseballscores.com</p> <p>AB 33 R 2 H 8 RBI 2 BB 3 SO 6 LOB 14</p>									
23 Adam Rosales, R (1, 5) OBP: 0.286, SLG: 0.312										4	0	1	0	0	0	0										
19 Joey Volto, L (1, 3) OBP: 0.413, SLG: 0.598										2	0	0	0	1	1	0										
4 Brandon Phillips, R (1, 4) OBP: 0.328, SLG: 0.462										4	0	1	0	0	0	2										
17 Laynce Nix, L (1, 7) OBP: 0.292, SLG: 0.450										3	1	1	0	1	1	2										
31 Jonny Gomes, R (1, 9) OBP: 0.360, SLG: 0.552										4	0	1	0	0	2	2										
29 Ryan Hanigan, R (1, 2) OBP: 0.406, SLG: 0.371										3	0	2	0	1	0	0										
7 Paul Janish, R (1, 6) OBP: 0.299, SLG: 0.264										3	0	0	0	0	0	3										
25 David Weathers, R (8, 1) 52 Daniel Herrera, L (9, 1) 25 Wladimir Balentien, R (9, PH) OBP: 0.264, SLG: 0.346										0	0	0	0	0	0	0										
39 Aaron Harang, R (1, 1) 2 Alex Gonzalez, R (8, 6) OBP: 0.175, SLG: 0.256 OBP: 0.246, SLG: 0.294										2	0	0	0	0	1	1										
Inning Stats	R: 0 E: 0 K: 1 S: 7	H: 0 LOB: 0 BB: 0 P: 13	R: 0 E: 0 K: 0 S: 5	H: 1 LOB: 0 BB: 0 P: 8	R: 0 E: 0 K: 1 S: 8	H: 0 LOB: 0 BB: 0 P: 9	R: 0 E: 0 K: 1 S: 11	H: 1 LOB: 2 BB: 1 P: 19	R: 0 E: 0 K: 1 S: 11	H: 1 LOB: 1 BB: 0 P: 17	R: 0 E: 0 K: 0 S: 5	H: 0 LOB: 0 BB: 0 P: 9	R: 0 E: 0 K: 1 S: 12	H: 1 LOB: 2 BB: 1 P: 20	R: 1 E: 0 K: 0 S: 11	H: 2 LOB: 1 BB: 0 P: 14		R: 1 E: 0 K: 1 S: 23	H: 2 LOB: 2 BB: 1 P: 36	1B: 6 2B: 1 3B: 0 HR: 1	SF: 0 SAC: 0 DP: 2 HBP: 1	WP: 1 PB: 0 SB: 0 CS: 0	PA: 37			
PITCHER	IP	WLS	BF	H	R	ER	SO	BB	IBB	HBP	BLK	WP	HR	S	P	ERA		WHIP								
36 Randy Wells, R (1, 1) ERA: 2.73	7.1	W	29	6	1	1	5	2	0	0	0	0	1	69	106	1.23		1.091								
43 John Grabow, L (8, 1) ERA: 3.25	0.2	H	2	0	0	0	0	0	0	1	0	0	0	1	3	0.00		0.000								
49 Carlos Marmol, R (9, 1) ERA: 3.63	1.0	S	6	2	1	1	1	1	0	0	0	0	0	23	36	9.00		3.000								



Batter	1	2	3	4	5	6	7	8	9	AB	R	H	RBI	BB	SO	LOB	TOP
1 Kosuke Fukudome, L (1, 8) OBP: 0.388, SLG: 0.451			G4-3		F8	FC5		K		5	1	2	2	0	1	2	
2 Ryan Theriot, R (1, 6) OBP: 0.347, SLG: 0.415	L8		HBP		G6-4-3	FC5		G6-3		4	0	0	0	0	0	4	
25 Derrek Lee, R (1, 3) OBP: 0.364, SLG: 0.540	K		K		F7	HR		K		5	1	1	1	0	3	1	
16 Aramis Ramirez, R (1, 5) OBP: 0.409, SLG: 0.582	FC6-4		FC6		FC6-4	HR		K		4	1	1	0	1	1	1	
5 Jake Fox, R (1, 9) OBP: 0.344, SLG: 0.591	FC6-4				F7	HR		G6-3		3	1	0	0	0	0	1	
27 Sam Fuld, L (9, 8) OBP: 0.407, SLG: 0.435	FC6-4				F8	HBP		G6-3		0	0	0	0	0	0	0	
12 Alfonso Soriano, R (1, 7) OBP: 0.316, SLG: 0.444	K		K		F8	HBP		G6-3		3	1	1	0	1	1	0	
17 Mike Fontenot, L (1, 4) OBP: 0.303, SLG: 0.395	2B		F8		F8	BB		F7		4	0	1	0	0	1	4	
55 Koyie Hill, S (1, 2) OBP: 0.293, SLG: 0.304	L8		L8		2B	1B		F9		4	1	2	2	0	0	1	
32 Tom Gorzelanny, R (1, 1) OBP: 0.333, SLG: 0.200	G2-3		G2-3		G6-4-3	1B		G5-3		3	0	1	1	1	0	1	
45 Sean Marshall, L (8, 1) OBP: 0.231, SLG: 0.231					BB	1B				0	0	0	0	0	0	0	
37 Angel Guzman, R (8, 1)					BB	1B				0	0	0	0	0	0	0	
<b>Inning Stats</b>	R: 1 H: 1 E: 0 K: 1 S: 11	H: 1 R: 0 ER: 0 LOB: 1 BB: 1 P: 20	H: 0 R: 0 ER: 0 LOB: 1 BB: 0 P: 13	H: 0 R: 0 ER: 0 LOB: 0 BB: 0 P: 10	H: 1 R: 0 ER: 0 LOB: 1 BB: 1 P: 18	H: 5 R: 4 ER: 0 LOB: 2 BB: 0 P: 39	H: 1 R: 0 ER: 0 LOB: 1 BB: 1 P: 20	H: 0 R: 0 ER: 0 LOB: 0 BB: 0 P: 13	H: 0 R: 0 ER: 0 LOB: 0 BB: 0 P: 7	1B: 3 2B: 4 3B: 0 HR: 2	SF: 0 SAC: 0 DP: 1 HBP: 2	WP: 0 PB: 0 SB: 0 CS: 0	PA: 40				
<b>PITCHER</b>	IP WLS BF H R ER SO BB IBB HBP BLK WP HR S P ERA WHIP																
47 Johnny Cueto, R (1, 1) ERA: 4.23	5.2 L 27 7 5 5 4 2 0 2 0 0 1 63 103 7.94 1.588																
52 Daniel Herrera, L (6, 1) ERA: 2.54	0.0 1 1 0 0 0 0 0 0 0 0 0 5 7 ∞ ∞																
40 Nick Masset, R (6, 1) ERA: 2.85	1.1 6 1 1 1 1 1 1 0 0 0 0 1 12 23 6.75 1.500																
53 Arthur Rhodes, L (8, 1) ERA: 2.15	1.0 3 0 0 0 1 0 0 0 0 0 0 10 13 0.00 0.000																
46 Carlos Fisher, R (9, 1) ERA: 2.7	1.0 3 0 0 0 1 0 0 0 0 0 0 6 7 0.00 0.000																

Chicago Cubs @ Cincinnati Reds  
Great American Ball Park, Cincinnati, OH  
Tue Aug 04 2009, 7:10 PM EDT  
Att: 17,992 - Overcast - 69 F

AB 35  
R 6  
H 9  
RBI 6  
BB 3  
SO 7  
LOB 15



Batter	1	2	3	4	5	6	7	8	9	AB	R	H	RBI	BB	SO	LOB	BOTTOM
3 Willy Taveras, R (1, 8) OBP: 0.277, SLG: 0.288	P5		1B		G3			G4-3		5	0	2	0	0	0	1	
23 Adam Rosales, R (1, 5) OBP: 0.285, SLG: 0.323	3B		G4-3		G4-3			K		4	0	1	0	0	1	3	
19 Joey Volto, L (1, 3) OBP: 0.410, SLG: 0.593	K		K		G3-1			G5-3		4	0	1	1	0	2	1	
4 Brandon Phillips, R (1, 4) OBP: 0.325, SLG: 0.457	K		L9		G5-3			K		4	0	0	0	0	2	3	
31 Jonny Gomes, R (1, 9) OBP: 0.357, SLG: 0.541	G6-3		K		K			K		3	1	0	0	0	2	0	
25 Vladimir Balentien, R (1, 7) OBP: 0.270, SLG: 0.364	G5-3		G1-6-3		G1-6-3			25 HR HBP		3	1	1	2	1	0	0	
2 Alex Gonzalez, R (1, 6) OBP: 0.241, SLG: 0.288	P2		F8		F8			HR		4	0	0	0	0	0	1	
29 Ryan Hanigan, R (1, 2) OBP: 0.400, SLG: 0.365	F7		F7		E6			G4-3		3	0	0	0	0	0	0	
46 Carlos Fisher, R (9, 1) OBP: 0.291, SLG: 0.448	F9		F9		K			G4-3		0	0	0	0	0	0	0	
47 Johnny Cueto, R (1, 1) ERA: 3.38	7.1 W 28 3 1 1 6 1 0 1 0 0 0 66 98 1.23 0.545																
45 Sean Marshall, L (8, 1) ERA: 3.65	0.1 2 1 0 0 1 0 0 0 0 0 0 6 8 0.00 3.000																
37 Angel Guzman, R (8, 1) ERA: 2.68	1.1 7 2 2 2 1 0 0 1 0 0 1 16 22 13.50 1.500																
<b>Inning Stats</b>	R: 0 H: 1 E: 0 K: 2 S: 9	H: 0 R: 0 ER: 0 LOB: 0 BB: 0 P: 13	H: 1 R: 0 ER: 0 LOB: 1 BB: 0 P: 13	H: 0 R: 0 ER: 0 LOB: 0 BB: 0 P: 12	H: 0 R: 0 ER: 1 LOB: 1 BB: 0 P: 14	H: 0 R: 0 ER: 0 LOB: 0 BB: 0 P: 9	H: 0 R: 0 ER: 0 LOB: 1 BB: 1 P: 15	H: 2 R: 1 ER: 0 LOB: 2 BB: 0 P: 22	H: 2 R: 2 ER: 0 LOB: 1 BB: 0 P: 17	1B: 3 2B: 1 3B: 1 HR: 1	SF: 0 SAC: 0 DP: 0 HBP: 2	WP: 0 PB: 0 SB: 0 CS: 0	PA: 37				
<b>PITCHER</b>	IP WLS BF H R ER SO BB IBB HBP BLK WP HR S P ERA WHIP																
32 Tom Gorzelanny, L (1, 1) ERA: 3.38	7.1 W 28 3 1 1 6 1 0 1 0 0 0 66 98 1.23 0.545																
45 Sean Marshall, L (8, 1) ERA: 3.65	0.1 2 1 0 0 1 0 0 0 0 0 0 6 8 0.00 3.000																
37 Angel Guzman, R (8, 1) ERA: 2.68	1.1 7 2 2 2 1 0 0 1 0 0 1 16 22 13.50 1.500																

Chicago Cubs @ Cincinnati Reds  
Great American Ball Park, Cincinnati, OH  
Tue Aug 04 2009, 7:10 PM EDT  
Att: 17,992 - Overcast - 69 F

AB 34  
R 3  
H 6  
RBI 3  
BB 1  
SO 8  
LOB 10









Batter	1	2	3	4	5	6	7	8	9	AB	R	H	RBI	BB	SO	LOB	TOP			
1 Kosuke Fukudome, L (1.8) OBP: 0.388, SLG: 0.446										2	1	1	0	2	0	2				
21 Milton Bradley, S (1.9) OBP: 0.394, SLG: 0.385										2	1	1	0	2	1	1				
25 Derrek Lee, R (1.3) OBP: 0.362, SLG: 0.532										3	0	0	0	1	0	4				
16 Aramis Ramirez, R (1.5) OBP: 0.391, SLG: 0.553										4	0	0	0	0	1	3				
18 Geovany Soto, R (1.2) OBP: 0.331, SLG: 0.389										4	0	0	0	0	3	3				
12 Alfonso Soriano, R (1.7) OBP: 0.318, SLG: 0.447										4	0	2	1	0	0	0				
17 Mike Fontenot, L (1.4) OBP: 0.300, SLG: 0.387										3	0	0	0	1	1	3				
2 Ryan Theriot, R (1.6) OBP: 0.345, SLG: 0.412										4	0	1	0	0	2	1				
45 Sean Marshall, L (1.1) 7 Aaron Miles, S (3.0) 29 Jeff Samardzija, R (3.1) 27 Sam Fuld, L (7.0) 47 Aaron Heilman, R (7.1) 43 John Grabow, L (8.1) 5 Jake Fox, R (9.0)										0	0	0	0	0	0	0				
<b>Inning Stats</b>	R: 1 E: 0 K: 0 S: 10	H: 1 LOB: 0 BB: 1 P: 18	R: 0 E: 0 K: 1 S: 9	H: 0 LOB: 0 BB: 0 P: 15	R: 0 E: 0 K: 1 S: 9	H: 1 LOB: 2 BB: 1 P: 19	R: 0 E: 0 K: 1 S: 6	H: 0 LOB: 0 BB: 0 P: 7	R: 0 E: 0 K: 0 S: 5	H: 1 LOB: 1 BB: 1 P: 9	R: 1 E: 1 K: 3 S: 17	H: 1 LOB: 2 BB: 1 P: 26	R: 0 E: 0 K: 2 S: 9	H: 0 LOB: 0 BB: 1 P: 20	R: 0 E: 0 K: 0 S: 9	H: 1 LOB: 1 BB: 0 P: 11	1B: 4 2B: 1 3B: 0 HR: 0	SF: 0 SAC: 0 DP: 3 HBP: 0	WP: 0 PB: 0 SB: 0 CS: 0	PA: 36
<b>PITCHER</b>	IP WLS BF H R ER SO BB IBB HBP BLK WP HR S P ERA WHIP																			
38 Ubaldo Jiménez, R (1.1) ERA: 3.65	6.2 W 28 4 2 1 6 5 0 0 0 0 0 0 62 108 1.35 1.350																			
31 Matt Daley, R (7.1) ERA: 3.16	0.1 H 1 0 0 0 1 0 0 0 0 0 0 0 3 6 0.00 0.000																			
63 Rafael Betancourt, R (8.1) ERA: 3.0	1.0 3 0 0 0 0 1 0 0 0 0 0 0 9 16 0.00 1.000																			
16 Huston Street, R (9.1) ERA: 2.33	1.0 4 1 0 0 1 0 0 0 0 0 0 0 9 11 0.00 1.000																			

Chicago Cubs @ Colorado Rockies  
Coors Field, Denver, CO  
Fri Aug 07 2009, 7:10 PM MDT  
Att: 46,118 - Partly Cloudy - 90 F

AB 30  
R 2  
H 5  
RBI 1  
BB 6  
SO 8  
LOB 20



Batter	1	2	3	4	5	6	7	8	9	AB	R	H	RBI	BB	SO	LOB	BOTTOM			
24 Dexter Fowler, S (1.8) OBP: 0.364, SLG: 0.408										5	0	3	0	0	1	2				
5 Carlos González, L (1.7) OBP: 0.341, SLG: 0.444										5	2	2	0	0	0	4				
17 Todd Helton, L (1.3) OBP: 0.395, SLG: 0.497										4	1	2	2	0	0	0				
2 Troy Tulowitzki, R (1.6) OBP: 0.359, SLG: 0.517										4	1	2	0	0	1	1				
11 Brad Hawpe, L (1.9) OBP: 0.394, SLG: 0.537										4	0	1	2	0	2	2				
9 Ian Stewart, L (1.5) OBP: 0.321, SLG: 0.479										3	1	1	0	1	0	1				
20 Chris Iannetta, R (1.2) OBP: 0.336, SLG: 0.452										4	1	1	2	0	1	2				
6 Omar Quintanilla, L (1.4) OBP: 0.261, SLG: 0.175										3	0	0	0	1	1	2				
38 Ubaldo Jiménez, R (1.1) OBP: 0.318, SLG: 0.250										3	0	1	0	0	1	0				
31 Matt Daley, R (7.1) ERA: 3.23										0	0	0	0	0	0	0				
63 Rafael Betancourt, R (8.1) ERA: 4.56										0	0	0	0	0	0	0				
27 Garrett Atkins, R (8.0) OBP: 0.309, SLG: 0.342										0	0	0	0	1	0	0				
16 Huston Street, R (9.1) ERA: 3.2										0	0	0	0	0	0	0				
<b>Inning Stats</b>	R: 3 E: 1 K: 2 S: 29	H: 4 LOB: 2 BB: 1 P: 41	R: 0 E: 0 K: 1 S: 14	H: 1 LOB: 0 BB: 0 P: 21	R: 0 E: 0 K: 1 S: 13	H: 0 LOB: 0 BB: 0 P: 17	R: 2 E: 0 K: 0 S: 13	H: 3 LOB: 1 BB: 0 P: 19	R: 0 E: 0 K: 0 S: 6	H: 1 LOB: 2 BB: 0 P: 10	R: 0 E: 0 K: 0 S: 18	H: 1 LOB: 1 BB: 1 P: 27	R: 1 E: 0 K: 2 S: 12	H: 2 LOB: 1 BB: 0 P: 19	R: 0 E: 0 K: 1 S: 11	H: 1 LOB: 2 BB: 1 P: 18	1B: 8 2B: 3 3B: 2 HR: 1	SF: 0 SAC: 0 DP: 1 HBP: 0	WP: 0 PB: 0 SB: 1 CS: 1	PA: 38
<b>PITCHER</b>	IP WLS BF H R ER SO BB IBB HBP BLK WP HR S P ERA WHIP																			
45 Sean Marshall, L (1.1) ERA: 3.93	2.0 L 11 5 3 3 3 1 0 0 0 0 0 1 50 73 4.50 1.500																			
29 Jeff Samardzija, R (3.1) ERA: 6.23	4.0 17 5 2 2 1 1 0 0 0 0 0 1 50 73 4.50 1.500																			
47 Aaron Heilman, R (7.1) ERA: 4.56	1.0 5 2 1 1 2 0 0 0 0 0 0 0 12 19 9.00 2.000																			
43 John Grabow, L (8.1) ERA: 3.2	1.0 5 1 0 0 1 1 0 0 0 0 0 0 11 18 0.00 2.000																			

Chicago Cubs @ Colorado Rockies  
Coors Field, Denver, CO  
Fri Aug 07 2009, 7:10 PM MDT  
Att: 46,118 - Partly Cloudy - 90 F

AB 35  
R 6  
H 13  
RBI 6  
BB 3  
SO 7  
LOB 14









Batter	1	2	3	4	5	6	7	8	9	AB	R	H	RBI	BB	SO	LOB	TOP
2 Ryan Theriot, R OBP: 0.348, SLG: 0.414	L3		F8	F8		K		K		5	2	2	0	0	1	2	
21 Milton Bradley, S OBP: 0.491, SLG: 0.402	F8		F8	F8		K		K		5	0	4	1	0	1	1	
25 Derrek Lee, R OBP: 0.365, SLG: 0.539	F8		F7	F7		K		K		5	0	2	1	0	1	4	
5 Jake Fox, R OBP: 0.343, SLG: 0.576	F8		F8	F8		K		K		4	0	2	0	0	1	2	
1 Kosuke Fukudome, L OBP: 0.391, SLG: 0.461	K		K	K		K		K		5	1	2	1	0	2	4	
12 Alfonso Soriano, R OBP: 0.315, SLG: 0.443	F8		F8	F8		K		F9		4	0	0	0	0	1	5	
27 Sam Fuld, L OBP: 0.367, SLG: 0.385	F8		L4	L4		K		F9		1	0	0	0	0	0	0	
28 Jeff Baker, R OBP: 0.243, SLG: 0.379	F8		K	K		F9		F8		5	1	2	0	0	1	6	
55 Koyie Hill, S OBP: 0.298, SLG: 0.310	F8		K	K		F8		K		5	1	3	1	0	1	1	
36 Randy Wells, R OBP: 0.182, SLG: 0.188	G5-4-3		SH3-4	SH3-4		SH3-4		G6-3		1	0	0	0	0	0	2	
47 Aaron Heilman, R ERA: 3.06	G5-4-3		SH3-4	SH3-4		SH3-4		G6-3		0	0	0	0	0	0	0	
7 Aaron Miles, S OBP: 0.258, SLG: 0.267	G5-4-3		SH3-4	SH3-4		SH3-4		G6-3		0	0	0	0	0	0	0	
43 John Grabow, L OBP: 0.296, SLG: 0.326	G5-4-3		SH3-4	SH3-4		SH3-4		G6-3		0	0	0	0	0	0	1	
<b>Inning Stats</b>	R: 0 H: 2 E: 0 K: 1 S: 10	H: 2 R: 0 ER: 0 LOB: 1 P: 12	R: 1 H: 3 E: 0 K: 1 S: 13	H: 3 R: 0 ER: 0 LOB: 3 P: 23	R: 1 H: 2 E: 0 K: 1 S: 11	H: 2 R: 0 ER: 0 LOB: 1 P: 16	R: 1 H: 2 E: 0 K: 2 S: 12	H: 2 R: 0 ER: 0 LOB: 2 P: 18	R: 1 H: 3 E: 0 K: 1 S: 13	H: 3 R: 1 ER: 1 LOB: 1 P: 22	1B: 11 2B: 5 3B: 1 HR: 0	SF: 0 SAC: 2 DP: 1 HBP: 1	WP: 0 PA: 45				
<b>PITCHER</b>	IP: 5.0 WLS: W BF: 26 ERA: 4.88	H: 11 R: 3 ER: 0 LOB: 2 P: 12	H: 11 R: 3 ER: 0 LOB: 3 P: 23	H: 11 R: 3 ER: 0 LOB: 3 P: 23	H: 11 R: 3 ER: 0 LOB: 1 P: 16	H: 11 R: 3 ER: 0 LOB: 1 P: 16	H: 11 R: 3 ER: 0 LOB: 2 P: 18	H: 11 R: 3 ER: 0 LOB: 2 P: 18	H: 11 R: 3 ER: 0 LOB: 2 P: 22	H: 11 R: 3 ER: 0 LOB: 2 P: 22	ERA: 4.88 WHIP: 2.200						

Chicago Cubs @ Colorado Rockies  
Coors Field, Denver, CO  
Sun Aug 09 2009, 1:10 PM MDT  
Att: 40,217 - Sunny - 76 F

AB	42
R	5
H	17
RBI	4
BB	0
SO	9
LOB	28



Batter	1	2	3	4	5	6	7	8	9	AB	R	H	RBI	BB	SO	LOB	BOTTOM
24 Dexter Fowler, S OBP: 0.364, SLG: 0.406	F8		E3	E3		K		K		4	3	1	0	1	2	3	
5 Carlos González, L OBP: 0.352, SLG: 0.457	F8		F8	F8		L4		L4		5	1	3	1	0	0	2	
17 Todd Helton, L OBP: 0.400, SLG: 0.595	F8		F8	F8		L4		L4		4	2	3	2	0	0	0	
27 Garrett Atkins, R OBP: 0.311, SLG: 0.341	F8		F8	F8		L4		L4		0	0	0	0	1	0	0	
2 Troy Tulowitzki, R OBP: 0.354, SLG: 0.507	F8		F8	F8		L4		L4		5	0	1	1	0	1	4	
51 Josh Fogg, R OBP: 0.167, SLG: 0.167	F8		F8	F8		L4		L4		0	0	0	0	0	0	0	
11 Brad Hawpe, L OBP: 0.396, SLG: 0.539	F8		F8	F8		L4		L4		4	1	2	0	0	0	2	
19 Ryan Spilborghs, R OBP: 0.316, SLG: 0.406	F8		F8	F8		L4		L4		1	0	0	0	0	0	1	
9 Ian Stewart, L OBP: 0.323, SLG: 0.475	F8		F8	F8		L4		L4		3	2	1	0	1	2	1	
12 Clint Barmes, R OBP: 0.294, SLG: 0.442	F8		F8	F8		L4		L4		3	0	0	1	0	0	2	
8 Yorvit Torrealba, R OBP: 0.324, SLG: 0.352	F8		F8	F8		L4		L4		3	1	2	3	1	0	0	
46 Jason Hammel, R OBP: 0.176, SLG: 0.196	F8		F8	F8		L4		L4		2	0	0	0	0	1	2	
31 Matt Daley, R ERA: 7.36	F8		F8	F8		L4		L4		0	0	0	0	0	0	0	
7 Seth Smith, L OBP: 0.390, SLG: 0.488	F8		F8	F8		L4		L4		1	1	1	1	0	0	0	
56 Franklin Morales, L OBP: 0.400, SLG: 0.400	F8		F8	F8		L4		L4		1	0	0	0	1	2		
6 Omar Quintanilla, L OBP: 0.296, SLG: 0.269	F8		F8	F8		L4		L4		0	0	0	0	0	0	0	
<b>Inning Stats</b>	R: 3 H: 3 E: 1 K: 1 S: 14	H: 0 R: 0 ER: 0 LOB: 0 P: 11	R: 1 H: 0 E: 1 K: 0 S: 12	H: 0 R: 0 ER: 0 LOB: 0 P: 22	R: 0 H: 1 E: 0 K: 1 S: 10	H: 1 R: 0 ER: 0 LOB: 1 P: 20	R: 1 H: 2 E: 0 K: 1 S: 16	H: 2 R: 0 ER: 0 LOB: 1 P: 19	R: 3 H: 3 E: 0 K: 3 S: 12	H: 3 R: 1 ER: 1 LOB: 1 P: 18	1B: 9 2B: 5 3B: 0 HR: 0	SF: 0 SAC: 0 DP: 2 HBP: 1	WP: 1 PA: 42				
<b>PITCHER</b>	IP: 5.1 WLS: L BF: 26 ERA: 3.01	H: 11 R: 7 ER: 5 LOB: 0 P: 11	H: 11 R: 7 ER: 5 LOB: 0 P: 22	H: 11 R: 7 ER: 5 LOB: 0 P: 22	H: 11 R: 7 ER: 5 LOB: 1 P: 20	H: 11 R: 7 ER: 5 LOB: 1 P: 20	H: 11 R: 7 ER: 5 LOB: 2 P: 19	H: 11 R: 7 ER: 5 LOB: 2 P: 19	H: 11 R: 7 ER: 5 LOB: 2 P: 21	H: 11 R: 7 ER: 5 LOB: 2 P: 21	ERA: 3.01 WHIP: 1.688						

Chicago Cubs @ Colorado Rockies  
Coors Field, Denver, CO  
Sun Aug 09 2009, 1:10 PM MDT  
Att: 40,217 - Sunny - 76 F

AB	36
R	11
H	14
RBI	9
BB	4
SO	7
LOB	19









Batter	1	2	3	4	5	6	7	8	9	10	11	12	AB	R	H	RBI	BB	SO	LOB	TOP								
11 Jimmy Rollins, S OBP: 0.291, SLG: 0.410	G3			L9		HR		F9		F7			5	1	1	2	0	0	1									
8 Shane Victorino, S OBP: 0.376, SLG: 0.463	K			G6-3		G3-1				G1-3			4	0	0	0	0	1	0									
26 Chase Utley, L OBP: 0.415, SLG: 0.525	L8			F7									3	0	0	0	2	0	0									
6 Ryan Howard, L OBP: 0.344, SLG: 0.519		K			K								4	0	1	1	1	2	0									
29 Raul Ibanez, L OBP: 0.362, SLG: 0.603		G4-3			K								5	0	0	0	0	2	5									
10 Ben Francisco, R OBP: 0.334, SLG: 0.435		F8			K								5	1	1	1	0	1	2									
7 Pedro Feliz, R OBP: 0.328, SLG: 0.399			L9			L4		G6-3		G6-3			5	0	0	0	0	1	2									
Carlos Ruiz, R OBP: 0.328, SLG: 0.369		F7						G6-3		G6-3			3	2	0	0	2	0	0									
43 J.A. Happ, L ERA: 3.12													2	0	0	0	0	1	1									
49 Carlos Marmol, R ERA: 3.69													1	0	0	0	0	0	0									
43 John Grabow, L ERA: 3.12													1	0	0	0	0	0	0									
37 Angel Guzman, R ERA: 2.52													0	0	0	0	0	0	0									
63 Kevin Gregg, R ERA: 4.02													0	0	0	0	0	0	0									
<b>Inning Stats</b>	R: 0 E: 0 K: 1 S: 7	H: 0 LOB: 0 BB: 0 P: 8	R: 0 E: 0 K: 1 S: 9	H: 0 LOB: 0 BB: 0 P: 12	R: 0 E: 0 K: 1 S: 7	H: 0 LOB: 0 BB: 0 P: 9	R: 0 E: 0 K: 0 S: 7	H: 0 LOB: 0 BB: 0 P: 12	R: 0 E: 0 K: 3 S: 10	H: 0 LOB: 0 BB: 0 P: 14	R: 2 E: 0 K: 0 S: 6	H: 1 LOB: 0 BB: 1 P: 18	R: 0 E: 0 K: 0 S: 6	H: 1 LOB: 2 BB: 0 P: 14	R: 1 E: 0 K: 1 S: 15	H: 0 LOB: 3 BB: 3 P: 31	R: 0 E: 0 K: 0 S: 10	H: 0 LOB: 0 BB: 0 P: 13	R: 0 E: 0 K: 0 S: 10	H: 0 LOB: 0 BB: 0 P: 13	R: 0 E: 0 K: 0 S: 6	H: 0 LOB: 0 BB: 0 P: 9	R: 1 E: 0 K: 2 S: 13	H: 1 LOB: 0 BB: 0 P: 20	1B: 1 2B: 0 3B: 0 HR: 2	SF: 0 SAC: 0 DP: 0 HBP: 1	WP: 0 PB: 0 SB: 0 CS: 0	PA: 45
<b>PITCHER</b>	IP WLS BF H R ER SO BB IBB HBP BLK WP HR S P ERA WHIP	40 Rich Harden, R ERA: 4.3	49 Carlos Marmol, R ERA: 3.69	43 John Grabow, L ERA: 3.12	37 Angel Guzman, R ERA: 2.52	63 Kevin Gregg, R ERA: 4.02	<b>PITCHER</b>	IP WLS BF H R ER SO BB IBB HBP BLK WP HR S P ERA WHIP	47 Scott Eyre, L ERA: 1.8	37 Chad Durbin, R ERA: 4.53																		

Philadelphia Phillies @ Chicago Cubs  
Wrigley Field, Chicago, IL  
Tue Aug 11 2009, 7:05 PM CDT  
Att: 41,477 - Clear - 65 F

AB 39  
R 4  
H 3  
RBI 4  
BB 5  
SO 9  
LOB 12



Batter	1	2	3	4	5	6	7	8	9	10	11	12	AB	R	H	RBI	BB	SO	LOB	BOTTOM				
2 Ryan Theriot, R OBP: 0.350, SLG: 0.413	G6-3	L4		1B			K			SH1-4			5	0	1	0	0	1	2					
21 Milton Bradley, S OBP: 0.400, SLG: 0.402	G6-3			K			K						6	1	2	1	0	2	1					
25 Derrek Lee, R OBP: 0.388, SLG: 0.532	5B			2B			F8			1B			3	1	0	0	3	1	2					
5 Jake Fox, R OBP: 0.352, SLG: 0.563	BB			BB			F8						5	0	2	1	1	0	2					
18 Geovany Soto, R OBP: 0.331, SLG: 0.390	L5			BB			BB						4	0	0	0	2	2	3					
12 Alfonso Soriano, R OBP: 0.309, SLG: 0.437	F7			SF7			G5-4-3			P4			5	0	0	1	0	0	2					
28 Jeff Baker, R OBP: 0.300, SLG: 0.413	1B			K			1B						5	0	4	0	0	1	2					
27 Sam Fuld, L OBP: 0.359, SLG: 0.371				1B			G4-6-3						4	0	1	0	0	1	4					
37 Angel Guzman, R OBP: 0.236, SLG: 0.263				F7						FC6-4			0	0	0	0	0	0	1					
7 Aaron Miles, S OBP: 0.236, SLG: 0.263				1B									0	0	0	0	0	0	0					
63 Kevin Gregg, R ERA: 4.02				1B									0	0	0	0	0	0	0					
40 Rich Harden, L OBP: 0.291, SLG: 0.410				K			L6						3	0	0	0	0	1	2					
49 Carlos Marmol, R ERA: 3.69													0	0	0	0	0	0	0					
43 John Grabow, L ERA: 3.12													0	0	0	0	0	0	0					
1 Kosuke Fukudome, L OBP: 0.391, SLG: 0.460													1	1	0	0	1	1	0					
<b>Inning Stats</b>	R: 0 E: 0 K: 1 S: 12	H: 1 LOB: 2 BB: 1 P: 18	R: 0 E: 0 K: 1 S: 9	H: 2 LOB: 2 BB: 0 P: 13	R: 2 E: 0 K: 1 S: 13	H: 2 LOB: 2 BB: 2 P: 26	R: 0 E: 0 K: 1 S: 16	H: 1 LOB: 1 BB: 0 P: 25	R: 0 E: 0 K: 0 S: 6	H: 0 LOB: 0 BB: 0 P: 11	R: 0 E: 0 K: 2 S: 11	H: 0 LOB: 1 BB: 1 P: 18	R: 0 E: 0 K: 1 S: 9	H: 1 LOB: 1 BB: 1 P: 19	R: 1 E: 0 K: 0 S: 7	H: 1 LOB: 1 BB: 0 P: 8	R: 0 E: 0 K: 0 S: 7	H: 0 LOB: 0 BB: 0 P: 11	R: 0 E: 0 K: 1 S: 6	H: 0 LOB: 1 BB: 1 P: 16	1B: 9 2B: 1 3B: 0 HR: 0	SF: 1 SAC: 1 DP: 2 HBP: 0	WP: 0 PB: 0 SB: 1 CS: 0	PA: 51
<b>PITCHER</b>	IP WLS BF H R ER SO BB IBB HBP BLK WP HR S P ERA WHIP	43 J.A. Happ, L ERA: 4.85	61 Chan Ho Park, R ERA: 4.85	46 Ryan Madson, R ERA: 3.13	54 Brad Lidge, R ERA: 7.29	52 Tyler Walker, R ERA: 2.41	<b>PITCHER</b>	IP WLS BF H R ER SO BB IBB HBP BLK WP HR S P ERA WHIP	47 Scott Eyre, L ERA: 1.8	37 Chad Durbin, R ERA: 4.53														

Philadelphia Phillies @ Chicago Cubs  
Wrigley Field, Chicago, IL  
Tue Aug 11 2009, 7:05 PM CDT  
Att: 41,477 - Clear - 65 F

AB 42  
R 3  
H 10  
RBI 3  
BB 7  
SO 10  
LOB 21





Batter	1	2	3	4	5	6	7	8	9	AB	R	H	RBI	BB	SO	LOB	TOP
11 Jimmy Rollins, S OBP: 0.295, SLG: 0.419	G4-3		8 HR	HR	F9		BB			4	2	3	1	0	0		<b>Philadelphia Phillies @ Chicago Cubs</b> Wrigley Field, Chicago, IL Wed Aug 12 2009, 7:05 PM CDT Att: 41,133 - Clear - 69 F
8 Shane Victorino, S OBP: 0.376, SLG: 0.474	26 2B		HR	G6-3	K		G4-3			5	2	2	2	0	1		
26 Chase Utley, L OBP: 0.394, SLG: 0.530	6 3B		K	K	29 HR			L4		4	2	3	1	0	1		
4 Eric Bruntlett, R OBP: 0.198, SLG: 0.200	6 3B		K	29 HR	1B			L5		1	0	0	0	0	0		
6 Ryan Howard, L OBP: 0.345, SLG: 0.521	2H		G3-1	29 HR	BB			K		4	1	1	1	1	1		
29 Raul Ibanez, L OBP: 0.360, SLG: 0.606	K		K	1-H 2-H	HR			P4		5	1	1	3	0	2		
28 Jayson Werth, R OBP: 0.369, SLG: 0.490	F8		1B	1B	2B			K		5	2	2	0	0	1		
7 Pedro Feliz, R OBP: 0.329, SLG: 0.399	G5-3		HR	1B	1B			F8		5	1	2	1	0	0		
Carlos Ruiz, R OBP: 0.330, SLG: 0.367	G5-3		E8	1B	BB			F9		4	1	1	1	1	0		
45 Pedro Martinez, R	K		G4-3					K		3	0	0	0	0	2		
61 Chan Ho Park, R 37 Chad Durbin, R	K		K							1	0	0	0	0	1		
										0	0	0	0	0	0		
<b>Inning Stats</b>	R: 2 H: 3 E: 0 K: 1 S: 13	H: 3 LOB: 1 BB: 0 P: 23	R: 0 H: 0 E: 0 K: 1 S: 8	H: 0 LOB: 0 BB: 0 P: 13	R: 2 H: 2 E: 0 K: 2 S: 12	H: 2 LOB: 0 BB: 0 P: 20	R: 3 H: 8 E: 1 K: 1 S: 30	H: 8 LOB: 2 BB: 2 P: 54	R: 0 H: 0 E: 0 K: 0 S: 9	H: 0 LOB: 0 BB: 0 P: 12	R: 0 H: 0 E: 0 K: 0 S: 9	H: 0 LOB: 0 BB: 0 P: 13	R: 0 H: 0 E: 0 K: 1 S: 9	H: 0 LOB: 0 BB: 0 P: 12	1B: 6 2B: 3 3B: 2 HR: 3	SF: 0 SAC: 0 DP: 0 HBP: 0	WP: 0 PA: 44 PB: 0 SB: 0 CS: 0
<b>PITCHER</b>	IP WLS BF H R ER SO BB IBB HBP BLK WP HR S P ERA WHIP																
29 Jeff Samardzija, R ERA: 7.81	3.1 L 18 8 7 7 4 0 0 0 0 0 0 1 45 74 18.90 2.400																
45 Sean Marshall, L ERA: 4.35	3.1 19 6 5 5 4 3 0 0 0 0 0 2 48 84 13.50 2.700																
47 Aaron Heilman, R ERA: 4.64	1.1 4 0 0 0 0 0 0 0 0 0 0 0 12 17 0.00 0.000																
49 Carlos Marmol, R ERA: 3.62	1.0 3 0 0 0 1 0 0 0 0 0 0 0 9 12 0.00 0.000																

Batter	1	2	3	4	5	6	7	8	9	AB	R	H	RBI	BB	SO	LOB	BOTTOM		
2 Ryan Theriot, R OBP: 0.352, SLG: 0.415	P3		1B		SF8 21 1B		G6-3		1B	5	0	3	1	0	0		<b>Philadelphia Phillies @ Chicago Cubs</b> Wrigley Field, Chicago, IL Wed Aug 12 2009, 7:05 PM CDT Att: 41,133 - Clear - 69 F		
21 Milton Bradley, S OBP: 0.398, SLG: 0.400	G4-3		F8		1B		G4-3		1B	4	0	1	1	0	0				
49 Carlos Marmol, R	G4-3		F8		1B		G4-3		1B	0	0	0	0	0	0				
18 Geovany Soto, R OBP: 0.330, SLG: 0.388	G4-3		F9		1B		G4-3		1B	1	0	0	0	0	0				
25 Derrek Lee, R OBP: 0.368, SLG: 0.533	2B		F9		P3		F8		1B	3	0	1	0	0	4				
17 Mike Fontenot, L OBP: 0.299, SLG: 0.388	2B		F9		P3		F8		1B	1	0	0	0	0	0				
5 Jake Fox, R OBP: 0.342, SLG: 0.550	K		K		SF8		K		K	3	0	0	1	0	3				
1 Kosuke Fukudome, L OBP: 0.390, SLG: 0.460	K		P4		F7		K		K	4	1	1	0	0	1				
12 Alfonso Soriano, R OBP: 0.307, SLG: 0.433	K		28 1B		L7		G6-3		G5-3	4	0	0	0	0	1				
28 Jeff Baker, R OBP: 0.301, SLG: 0.410	K		K		K		F7		G5-3	3	0	1	1	0	1				
47 Aaron Heilman, R	K		K		K		F7		G5-3	0	0	0	0	0	0				
27 Sam Fuld, L OBP: 0.375, SLG: 0.389	1B		1B		1B		F7		G5-3	1	1	1	0	0	0				
55 Koyie Hill, S OBP: 0.301, SLG: 0.312	F8		F8		2 1B 45 BB 21 1B		K		1B	4	2	2	0	0	1				
29 Jeff Samardzija, R	K		K		21 1B 5 SF8		F8		G3	1	0	0	0	0	1				
45 Sean Marshall, L 7 Aaron Miles, S	K		K		21 1B 5 SF8		F8		G3	0	1	0	0	1	0				
										2	0	0	1	0	0				
<b>Inning Stats</b>	R: 0 H: 1 E: 0 K: 1 S: 12	H: 2 LOB: 1 BB: 0 P: 18	R: 1 H: 2 E: 0 K: 2 S: 14	H: 2 LOB: 1 BB: 0 P: 17	R: 0 H: 1 E: 0 K: 1 S: 11	H: 1 LOB: 0 BB: 0 P: 20	R: 0 H: 0 E: 0 K: 1 S: 8	H: 0 LOB: 0 BB: 0 P: 14	R: 2 H: 3 E: 0 K: 0 S: 19	H: 3 LOB: 2 BB: 1 P: 30	R: 0 H: 0 E: 0 K: 1 S: 5	H: 0 LOB: 0 BB: 0 P: 6	R: 0 H: 0 E: 0 K: 2 S: 7	H: 0 LOB: 0 BB: 0 P: 10	R: 0 H: 0 E: 0 K: 2 S: 7	H: 3 LOB: 1 BB: 0 P: 16	1B: 8 2B: 2 3B: 0 HR: 0	SF: 1 SAC: 0 DP: 0 HBP: 0	WP: 0 PA: 38 PB: 0 SB: 0 CS: 0
<b>PITCHER</b>	IP WLS BF H R ER SO BB IBB HBP BLK WP HR S P ERA WHIP																		
45 Pedro Martinez, R ERA: 5.4	5.0 W 23 7 3 3 5 1 0 0 0 0 0 0 64 99 5.40 1.600																		
61 Chan Ho Park, R ERA: 4.06	3.0 H 9 0 0 0 3 0 0 0 0 0 0 0 17 26 0.00 0.000																		
37 Chad Durbin, R ERA: 4.8	1.0 6 3 2 2 0 0 0 0 0 0 0 0 11 16 18.00 3.000																		

AB	41
R	12
H	14
RBI	12
BB	3
SO	9
LOB	8





Batter	1	2	3	4	5	6	7	8	9	AB	R	H	RBI	BB	SO	LOB	TOP					
11 Jimmy Rollins, S OBP: 0.294, SLG: 0.415	F8		G3		G4-3		K		F9	4	0	0	0	1	1	1	<b>Philadelphia Phillies @ Chicago Cubs</b> Wrigley Field, Chicago, IL Thu Aug 13 2009, 1:20 PM CDT Att: 41,100 - Sunny - 75 F					
8 Shane Victorino, S OBP: 0.376, SLG: 0.475	G4-3				K		K		F9	5	2	2	0	0	1	3						
26 Chase Utley, L OBP: 0.420, SLG: 0.531					G3					3	1	2	1	1	0	1						
6 Ryan Howard, L OBP: 0.348, SLG: 0.529	K									3	2	2	3	1	1	1						
28 Jayson Werth, R OBP: 0.366, SLG: 0.485		F9			F8		F8		G6-3	4	0	0	0	0	0	2						
10 Ben Francisco, R OBP: 0.231, SLG: 0.430		P4			K		K		K	4	0	0	0	0	3	1						
7 Pedro Feliz, R OBP: 0.333, SLG: 0.410					K		K			4	1	3	2	0	0	0						
23 Paul Bako, L OBP: 0.230, SLG: 0.263					F7		K		F8	4	0	0	0	0	2	2						
34 Cliff Lee, L OBP: 0.267, SLG: 0.357					G1-3				FC1-6	3	0	1	0	0	1	0						
12 Matt Stairs, L OBP: 0.361, SLG: 0.392										1	0	0	0	0	0	1						
46 Ryan Madson, L OBP: 0.391, SLG: 0.389										0	0	0	0	0	0	0						
<b>Inning Stats</b>	R: 0 E: 0 K: 1 S: 9	H: 1 LOB: 1 BB: 0 P: 11	R: 0 E: 0 K: 0 S: 7	H: 0 LOB: 0 BB: 0 P: 12	R: 0 E: 0 K: 1 S: 9	H: 0 LOB: 0 BB: 0 P: 14	R: 4 E: 0 K: 1 S: 15	H: 3 LOB: 0 BB: 1 P: 22	R: 0 E: 0 K: 1 S: 11	H: 1 LOB: 1 BB: 0 P: 15	R: 1 E: 0 K: 2 S: 12	H: 1 LOB: 1 BB: 0 P: 22	R: 1 E: 0 K: 2 S: 11	H: 2 LOB: 1 BB: 0 P: 14	R: 0 E: 0 K: 1 S: 6	H: 1 LOB: 0 BB: 0 P: 11	R: 0 E: 0 K: 0 S: 10	H: 1 LOB: 2 BB: 1 P: 16	1B: 6 2B: 2 3B: 0 HR: 2	SF: 0 SAC: 0 DP: 1 HBP: 0	WP: 0 PB: 0 SB: 1 CS: 0	PA: 38
<b>PITCHER</b>	IP WLS BF H R ER SO BB IBB HBP BLK WP HR S P ERA WHIP																					
46 Ryan Dempster, R ERA: 4.23	7.0 L 30 8 6 6 8 2 0 0 0 0 2 74 110 7.71 1.429																					
64 Justin Berg, R ERA:	2.0 8 2 0 0 1 1 0 0 0 0 0 16 27 0.00 1.500																					

Batter	1	2	3	4	5	6	7	8	9	AB	R	H	RBI	BB	SO	LOB	BOTTOM					
2 Ryan Theriot, R OBP: 0.391, SLG: 0.413	K		F8		G1-3		G1-3			4	0	1	1	0	1	1	<b>Philadelphia Phillies @ Chicago Cubs</b> Wrigley Field, Chicago, IL Thu Aug 13 2009, 1:20 PM CDT Att: 41,100 - Sunny - 75 F					
1 Kosuke Fukudome, L OBP: 0.391, SLG: 0.459					F9		K			3	0	1	0	1	1	2						
21 Milton Bradley, S OBP: 0.394, SLG: 0.394										4	0	0	0	0	1	3						
27 Sam Fuld, L OBP: 0.375, SLG: 0.389					FC5-4					0	0	0	0	0	0	0						
25 Derrek Lee, R OBP: 0.367, SLG: 0.529										3	0	0	0	1	1	1						
5 Jake Fox, R OBP: 0.340, SLG: 0.541					P4		P4		F9	4	0	1	0	0	0	0						
12 Alfonso Soriano, R OBP: 0.306, SLG: 0.432					P6					4	0	1	0	0	2	2						
18 Geovany Soto, R OBP: 0.325, SLG: 0.381					G3-1					4	0	0	0	0	1	3						
28 Jeff Baker, R OBP: 0.333, SLG: 0.438										2	1	2	0	2	0	0						
46 Ryan Dempster, R OBP: 0.136, SLG: 0.098										1	0	0	0	0	1	3						
7 Aaron Miles, S OBP: 0.231, SLG: 0.257										1	0	0	0	0	1	1						
64 Justin Berg, R ERA:										0	0	0	0	0	0	0						
17 Mike Fontenot, L OBP: 0.299, SLG: 0.387										1	0	0	0	0	1	1						
<b>Inning Stats</b>	R: 0 E: 0 K: 1 S: 8	H: 1 LOB: 0 BB: 0 P: 10	R: 0 E: 0 K: 3 S: 17	H: 1 LOB: 2 BB: 2 P: 28	R: 0 E: 0 K: 1 S: 12	H: 0 LOB: 1 BB: 1 P: 21	R: 0 E: 0 K: 0 S: 8	H: 0 LOB: 0 BB: 0 P: 12	R: 1 E: 0 K: 0 S: 10	H: 2 LOB: 1 BB: 0 P: 12	R: 0 E: 0 K: 1 S: 9	H: 1 LOB: 1 BB: 0 P: 15	R: 0 E: 0 K: 2 S: 10	H: 1 LOB: 0 BB: 0 P: 14	R: 0 E: 0 K: 0 S: 8	H: 0 LOB: 0 BB: 0 P: 10	R: 0 E: 0 K: 2 S: 15	H: 0 LOB: 1 BB: 1 P: 24	1B: 5 2B: 1 3B: 0 HR: 0	SF: 0 SAC: 1 DP: 1 HBP: 0	WP: 0 PB: 0 SB: 0 CS: 0	PA: 36
<b>PITCHER</b>	IP WLS BF H R ER SO BB IBB HBP BLK WP HR S P ERA WHIP																					
34 Cliff Lee, L ERA: 2.86	8.0 W 32 6 1 1 8 3 0 0 0 0 0 0 15 24 0.00 1.125																					
46 Ryan Madson, R ERA: 3.07	1.0 4 0 0 0 2 1 0 0 0 0 0 0 15 24 0.00 1.000																					



Batter	1	2	3	4	5	6	7	8	9	AB	R	H	RBI	BB	SO	LOB	TOP										
22 Andrew McCutchen, R (1, 8) OBP: 0.357, SLG: 0.478 18 Jeff Salazar, L (5, PH) OBP: 0.154, SLG: 0.043										2	0	1	0	0	0	0											
5 Ronny Cedeno, R (1, 6) OBP: 0.239, SLG: 0.316 36 Luis Alfonso Cruz, R (6, 6) OBP: 0.273, SLG: 0.300										3	0	0	0	0	0	1											
46 Garrett Jones, L (1, 3) OBP: 0.354, SLG: 0.620									4	1	2	0	0	1	0												
24 Delwyn Young, S (1, 4) OBP: 0.357, SLG: 0.411										3	0	1	0	1	1	2											
85 Lastings Milledge, R (1, 7) OBP: 0.259, SLG: 0.260										4	0	0	0	0	0	3											
44 Brandon Moss, L (1, 9) OBP: 0.309, SLG: 0.367										3	1	1	1	1	1	1											
15 Andy LaRoche, R (1, 5) OBP: 0.333, SLG: 0.372										3	0	1	0	1	0	1											
35 Jason Jaramillo, S (1, 2) OBP: 0.317, SLG: 0.383										4	0	1	1	0	1	2											
37 Charlie Morton, R (1, 1) OBP: 0.133, SLG: 0.133 34 Chris Bootcheck, R (2, 1) 58 Steven Jackson, R (4, 1)										0	0	0	0	0	0	0											
<b>Inning Stats</b>	R: 0 E: 0 K: 0 S: 8	H: 1 LOB: 0 BB: 0 P: 11	R: 0 E: 0 K: 0 S: 10	H: 2 LOB: 2 BB: 0 P: 15	R: 0 E: 0 K: 1 S: 6	H: 0 LOB: 0 BB: 0 P: 9	R: 2 E: 0 K: 1 S: 15	H: 3 LOB: 2 BB: 1 P: 21	R: 0 E: 0 K: 0 S: 12	H: 0 LOB: 0 BB: 0 P: 12	R: 0 E: 0 K: 2 S: 11	H: 0 LOB: 0 BB: 0 P: 15	R: 0 E: 0 K: 1 S: 14	H: 0 LOB: 0 BB: 1 P: 21	R: 0 E: 0 K: 1 S: 7	H: 0 LOB: 0 BB: 0 P: 11	1B: 6 2B: 1 3B: 0 HR: 0	SF: 0 SAC: 0 DP: 2 HBP: 0	WP: 0 PA: 35 PB: 0 SB: 0 CS: 0								
<b>PITCHER</b>	IP	WLS	BF	H	R	ER	SO	BB	IBB	HBP	BLK	WP	HR	S	P	ERA	WHIP										
36 Randy Wells, R (1, 1) ERA: 3.01	6.0	W	25	7	2	2	3	2	0	0	0	0	0	58	86	3.00	1.500										
33 Esmailin Canadad, R (7, 1) ERA: 2.84	1.0		3	0	0	0	2	0	0	0	0	0	0	11	15	0.00	0.000										
43 John Grabow, L (8, 1) ERA: 3.06	1.0		4	0	0	0	1	1	0	0	0	0	0	14	21	0.00	1.000										
63 Kevin Gregg, R (9, 1) ERA: 3.95	1.0		3	0	0	0	1	0	0	0	0	0	0	7	11	0.00	0.000										

Pittsburgh Pirates @ Chicago Cubs  
Wrigley Field, Chicago, IL  
Fri Aug 14 2009, 1:20 PM CDT  
Att: 41,619 - Sunny - 84 F

AB 32  
R 2  
H 7  
RBI 2  
BB 3  
SO 7  
LOB 12



Batter	1	2	3	4	5	6	7	8	9	AB	R	H	RBI	BB	SO	LOB	BOTTOM										
2 Ryan Theriot, R (1, 6) OBP: 0.353, SLG: 0.414										6	2	3	1	0	0	3											
27 Sam Fuld, L (1, 8) OBP: 0.435, SLG: 0.462										3	3	2	0	2	0	1											
25 Derrek Lee, R (1, 3) OBP: 0.373, SLG: 0.538 17 Mike Fontenot, L (5, 4) OBP: 0.297, SLG: 0.385										3	2	3	7	1	0	0											
5 Jake Fox, R (1, 5) OBP: 0.348, SLG: 0.547									4	2	2	2	1	1	3												
1 Kosuke Fukudome, L (1, 9) OBP: 0.391, SLG: 0.465										4	2	1	3	1	0	2											
12 Alfonso Soriano, R (1, 7) OBP: 0.306, SLG: 0.431 7 Aaron Miles, S (5, PH) OBP: 0.228, SLG: 0.254										3	1	1	1	0	2	0											
28 Jeff Baker, R (1, 4) OBP: 0.326, SLG: 0.424									5	1	1	2	0	0	0												
55 Koyie Hill, S (1, 2) OBP: 0.303, SLG: 0.326										5	2	2	0	0	2	2											
36 Randy Wells, R (1, 1) OBP: 0.243, SLG: 0.257 33 Esmailin Canadad, R (7, 1) 43 John Grabow, L (8, 1) 18 Geovany Soto, R (8, PH) 63 Kevin Gregg, R (9, 1)										3	2	2	1	1	0	1											
<b>Inning Stats</b>	R: 4 E: 0 K: 1 S: 18	H: 3 LOB: 0 BB: 1 P: 32	R: 10 E: 0 K: 2 S: 29	H: 8 LOB: 2 BB: 3 P: 53	R: 0 E: 0 K: 1 S: 6	H: 0 LOB: 0 BB: 0 P: 8	R: 3 E: 0 K: 0 S: 11	H: 3 LOB: 1 BB: 1 P: 18	R: 0 E: 0 K: 0 S: 6	H: 1 LOB: 1 BB: 0 P: 6	R: 0 E: 0 K: 0 S: 7	H: 1 LOB: 0 BB: 0 P: 9	R: 0 E: 0 K: 1 S: 9	H: 2 LOB: 3 BB: 1 P: 18	R: 0 E: 0 K: 1 S: 9	H: 0 LOB: 0 BB: 0 P: 18	1B: 10 2B: 5 3B: 2 HR: 1	SF: 0 SAC: 0 DP: 1 HBP: 1	WP: 0 PA: 48 PB: 0 SB: 0 CS: 0								
<b>PITCHER</b>	IP	WLS	BF	H	R	ER	SO	BB	IBB	HBP	BLK	WP	HR	S	P	ERA	WHIP										
37 Charlie Morton, R (1, 1) ERA: 5.51	1.0	L	13	7	7	7	3	2	0	1	0	0	0	34	57	27.00	3.857										
34 Chris Bootcheck, R (2, 1) ERA: 24.75	2.1		17	7	7	7	3	2	0	1	0	0	0	34	57	27.00	3.857										
58 Steven Jackson, R (4, 1) ERA: 3.58	4.2		18	4	0	0	1	1	0	0	0	0	0	30	45	0.00	1.071										

Pittsburgh Pirates @ Chicago Cubs  
Wrigley Field, Chicago, IL  
Fri Aug 14 2009, 1:20 PM CDT  
Att: 41,619 - Sunny - 84 F

AB 41  
R 17  
H 18  
RBI 17  
BB 6  
SO 5  
LOB 16













Batter	1	2	3	4	5	6	7	8	9	AB	R	H	RBI	BB	SO	LOB	TOP			
2 Ryan Theriot, R OBP: 0.349, SLG: 0.408	F8	FC6-4	K	K	G6-3	G6-3		G6-3	G6-3	5	0	0	0	0	1	4				
21 Milton Bradley, S OBP: 0.390, SLG: 0.389	F8		G3-1		F7		BB		F8	4	0	0	0	1	0	0				
25 Derrek Lee, R OBP: 0.378, SLG: 0.552	HR		2B		16 G4-3 12 1B		F9			3	2	2	1	1	0	1				
16 Aramis Ramirez, R OBP: 0.393, SLG: 0.538	P6		G1-6-3		G4-3		F8			3	0	0	0	1	0	2				
1 Kosuke Fukudome, L OBP: 0.390, SLG: 0.462		P5	G1-6-3		12 1B		K			3	0	0	0	1	1	3				
12 Alfonso Soriano, R OBP: 0.303, SLG: 0.425	G6-3			P3	1B		K			4	0	1	1	0	1	0				
28 Jeff Baker, R OBP: 0.340, SLG: 0.473		46 1B 18 BB		46 E	2B		K		G6-3	4	1	2	0	0	1	2				
18 Geovany Soto, R OBP: 0.329, SLG: 0.386		46 1B		F8			F8		G5-3	3	0	0	0	1	0	1				
46 Ryan Dempster, R OBP: 0.170, SLG: 0.136				E7			G1-3			3	0	2	1	0	0	0				
37 Angel Guzman, R									K	0	0	0	0	0	0	0				
27 Sam Fuld, L										1	0	0	0	0	1	0				
<b>Inning Stats</b>	R: 1 E: 0 K: 0 S: 7	H: 1 LOB: 0 BB: 0 P: 10	R: 0 E: 0 K: 0 S: 11	H: 2 LOB: 3 BB: 1 P: 23	R: 0 E: 0 K: 0 S: 10	H: 1 LOB: 1 BB: 1 P: 18	R: 1 E: 0 K: 1 S: 10	H: 2 LOB: 2 BB: 2 P: 20	R: 0 E: 0 K: 0 S: 8	H: 0 LOB: 0 BB: 0 P: 11	R: 0 E: 0 K: 1 S: 13	H: 0 LOB: 1 BB: 1 P: 23	R: 0 E: 0 K: 1 S: 11	H: 0 LOB: 0 BB: 0 P: 16	R: 0 E: 0 K: 1 S: 6	H: 0 LOB: 0 BB: 0 P: 7	1B: 4 2B: 2 3B: 0 HR: 1	SF: 0 SAC: 0 DP: 1 HBP: 0	WP: 0 PA: 38 PB: 0 SB: 0 CS: 0	
<b>PITCHER</b>	IP	WLS	BF	H	R	ER	SO	BB	IBB	HBP	BLK	WP	HR	S	P	ERA	WHIP			
26 Cesar Carrillo, R ERA: 11.88	6.0	W	28	7	3	3	2	3	1	0	0	0	1	56	100	4.50	1.667			
57 Luke Gregerson, R ERA: 3.54	1.0	H	4	0	0	0	1	1	0	0	0	0	0	13	23	0.00	1.000			
37 Mike Adams, R ERA: 0.95	1.0	H	3	0	0	0	1	0	0	0	0	0	0	11	16	0.00	0.000			
21 Heath Bell, R ERA: 2.22	1.0	S	3	0	0	0	1	0	0	0	0	0	0	6	7	0.00	0.000			

Chicago Cubs @ San Diego Padres  
PETCO Park, San Diego, CA  
Tue Aug 18 2009, 10:05 PM EDT  
Att: 19,814 - Clear - 68 F

AB 33  
R 3  
H 7  
RBI 3  
BB 5  
SO 5  
LOB 13



Batter	1	2	3	4	5	6	7	8	9	AB	R	H	RBI	BB	SO	LOB	BOTTOM			
1 Everth Cabrera, S OBP: 0.358, SLG: 0.419	5 1B		22 1B 7 FC4-6			K		K		4	2	2	0	1	2	1				
22 David Eckstein, R OBP: 0.322, SLG: 0.332	5 1B		G4-3		G4-3	L3		K		5	0	1	0	0	1	3				
23 Adrián González, L OBP: 0.407, SLG: 0.570	F4		7 FC4-6 IBB		HR		K			3	1	1	1	1	1	2				
7 Chase Headley, S OBP: 0.336, SLG: 0.392	K		FC4-6 5 1B		25 FC4-6 5 WP		K			3	1	0	1	1	2	3				
5 Kevin Koussamanoff, R OBP: 0.305, SLG: 0.430			25 1B		25 FC4-6		G6-3			4	0	3	2	0	0	0				
25 Will Venable, L OBP: 0.338, SLG: 0.448	F9		1B		FC4-6			8 IHR BB		3	1	1	0	1	0	4				
8 Kyle Blanks, R OBP: 0.357, SLG: 0.496	K		K		K			1H IHR		4	1	1	2	0	3	4				
21 Heath Bell, R										0	0	0	0	0	0	0				
4 Nick Hundley, R OBP: 0.307, SLG: 0.340	F9				G4-3		F8			4	0	0	0	0	1	2				
26 Cesar Carrillo, R ERA: 11.88										2	0	0	0	0	1	0				
15 Luis Antonio Rodriguez, S OBP: 0.326, SLG: 0.280										1	0	0	0	0	1	0				
57 Luke Gregerson, L ERA: 3.54										0	0	0	0	0	0	0				
37 Mike Adams, R ERA: 0.95										0	0	0	0	0	0	0				
18 Tony Gwynn Jr., L OBP: 0.391, SLG: 0.335										0	0	0	0	1	0	0				
<b>Inning Stats</b>	R: 1 E: 0 K: 1 S: 11	H: 2 LOB: 2 BB: 1 P: 17	R: 0 E: 0 K: 1 S: 5	H: 0 LOB: 0 BB: 0 P: 5	R: 2 E: 0 K: 1 S: 15	H: 3 LOB: 2 BB: 1 P: 29	R: 0 E: 0 K: 2 S: 12	H: 1 LOB: 1 BB: 0 P: 18	R: 1 E: 0 K: 1 S: 12	H: 2 LOB: 2 BB: 1 P: 22	R: 0 E: 0 K: 2 S: 12	H: 0 LOB: 0 BB: 0 P: 18	R: 0 E: 0 K: 2 S: 7	H: 0 LOB: 0 BB: 0 P: 12	R: 2 E: 0 K: 2 S: 9	H: 1 LOB: 1 BB: 2 P: 22	1B: 6 2B: 0 3B: 1 HR: 2	SF: 0 SAC: 0 DP: 0 HBP: 0	WP: 1 PA: 38 PB: 0 SB: 3 CS: 0	
<b>PITCHER</b>	IP	WLS	BF	H	R	ER	SO	BB	IBB	HBP	BLK	WP	HR	S	P	ERA	WHIP			
46 Ryan Dempster, R ERA: 4.28	7.0	L	32	8	4	4	10	2	1	0	0	0	1	74	121	5.14	1.429			
37 Angel Guzman, R ERA: 2.72	1.0		6	1	2	2	2	2	0	0	0	0	0	9	22	18.00	3.000			

Chicago Cubs @ San Diego Padres  
PETCO Park, San Diego, CA  
Tue Aug 18 2009, 10:05 PM EDT  
Att: 19,814 - Clear - 68 F

AB 33  
R 6  
H 9  
RBI 6  
BB 5  
SO 12  
LOB 19





Batter	1	2	3	4	5	6	7	8	9	AB	R	H	RBI	BB	SO	LOB	TOP							
2 Ryan Theriot, R OBP: 0.351, SLG: 0.409										4	2	2	0	1	0	0	<b>Chicago Cubs @ San Diego Padres</b> PETCO Park, San Diego, CA Wed Aug 19 2009, 10:05 PM EDT Att: 18,012 - Clear - 69 F							
21 Milton Bradley, S OBP: 0.395, SLG: 0.399										2	2	1	1	3	1	0								
25 Derrek Lee, R OBP: 0.376, SLG: 0.550										5	0	1	1	0	2	4								
16 Aramis Ramirez, R OBP: 0.393, SLG: 0.557										5	2	2	3	0	1	4								
1 Kosuke Fukudome, L OBP: 0.337, SLG: 0.458										5	0	1	1	0	2	0								
12 Alfonso Soriano, R OBP: 0.303, SLG: 0.428										4	0	1	0	0	2	1								
27 Sam Fuld, L OBP: 0.412, SLG: 0.432										0	0	0	0	0	0	0								
28 Jeff Baker, R OBP: 0.337, SLG: 0.474										4	1	1	0	0	0	2								
55 Koyie Hill, S OBP: 0.305, SLG: 0.324										3	0	1	1	1	2	0								
40 Rich Harden, L OBP: 0.237, SLG: 0.243										3	0	0	0	0	2	3								
17 Mike Fontenot, L OBP: 0.293, SLG: 0.379										1	0	0	0	0	1	0								
47 Aaron Heilman, R OBP: 0.286, SLG: 0.231										0	0	0	0	0	0	0								
45 Sean Marshall, L OBP: 0.286, SLG: 0.231										0	0	0	0	0	0	0								
<b>Inning Stats</b>	R: 0 E: 0 K: 1 S: 11	H: 1 LOB: 1 BB: 1 P: 19	R: 1 E: 0 K: 2 S: 13	H: 2 LOB: 1 BB: 0 P: 21	R: 3 E: 0 K: 1 S: 19	H: 3 LOB: 1 BB: 1 P: 30	R: 1 E: 0 K: 1 S: 15	H: 1 LOB: 2 BB: 2 P: 29	R: 0 E: 0 K: 2 S: 12	H: 1 LOB: 2 BB: 1 P: 22	R: 2 E: 0 K: 0 S: 10	H: 2 LOB: 0 BB: 0 P: 18	R: 0 E: 0 K: 1 S: 8	H: 0 LOB: 0 BB: 0 P: 12	R: 0 E: 0 K: 2 S: 11	H: 0 LOB: 0 BB: 0 P: 18	R: 0 E: 0 K: 3 S: 10	H: 0 LOB: 0 BB: 0 P: 12	1B: 4 2B: 3 HR: 2	SF: 0 SAC: 0 DP: 1 HBP: 0	WP: 0 PB: 0 SB: 1 CS: 0	PA: 41		
<b>PITCHER</b>	IP: 3.2 WLS: L BF: 21 ERA: 4.82	IP: 3.1 WLS: 14 BF: 3 ERA: 4.57	IP: 1.0 WLS: 3 BF: 0 ERA: 6.23	IP: 1.0 WLS: 3 BF: 0 ERA: 3.23	IP: 3.2 WLS: L BF: 7 ERA: 4.82	IP: 5.0 WLS: 2 BF: 5 ERA: 4.82	IP: 0.0 WLS: 0 BF: 0 ERA: 0.00	IP: 0.0 WLS: 0 BF: 0 ERA: 0.00	IP: 0.0 WLS: 0 BF: 0 ERA: 0.00	IP: 0.0 WLS: 0 BF: 0 ERA: 0.00	IP: 0.0 WLS: 0 BF: 0 ERA: 0.00	IP: 0.0 WLS: 0 BF: 0 ERA: 0.00	IP: 0.0 WLS: 0 BF: 0 ERA: 0.00	IP: 0.0 WLS: 0 BF: 0 ERA: 0.00	IP: 0.0 WLS: 0 BF: 0 ERA: 0.00	IP: 0.0 WLS: 0 BF: 0 ERA: 0.00	IP: 0.0 WLS: 0 BF: 0 ERA: 0.00	IP: 0.0 WLS: 0 BF: 0 ERA: 0.00	IP: 0.0 WLS: 0 BF: 0 ERA: 0.00	IP: 0.0 WLS: 0 BF: 0 ERA: 0.00	IP: 0.0 WLS: 0 BF: 0 ERA: 0.00	IP: 0.0 WLS: 0 BF: 0 ERA: 0.00	IP: 0.0 WLS: 0 BF: 0 ERA: 0.00	IP: 0.0 WLS: 0 BF: 0 ERA: 0.00

AB 36  
R 7  
H 10  
RBI 7  
BB 5  
SO 13  
LOB 14



Batter	1	2	3	4	5	6	7	8	9	AB	R	H	RBI	BB	SO	LOB	BOTTOM							
1 Everth Cabrera, S OBP: 0.360, SLG: 0.418										3	1	1	0	0	1	0	<b>Chicago Cubs @ San Diego Padres</b> PETCO Park, San Diego, CA Wed Aug 19 2009, 10:05 PM EDT Att: 18,012 - Clear - 69 F							
22 David Eckstein, R OBP: 0.321, SLG: 0.330										3	0	0	0	1	0	2								
23 Adrián González, L OBP: 0.406, SLG: 0.587										4	0	1	0	0	0	2								
7 Chase Headley, S OBP: 0.337, SLG: 0.392										3	0	1	1	1	1	0								
5 Kevin Koussanoff, R OBP: 0.303, SLG: 0.426										4	0	0	0	0	3	3								
25 Will Venable, L OBP: 0.333, SLG: 0.439										3	0	0	0	0	1	0								
8 Kyle Blanks, R OBP: 0.350, SLG: 0.486										3	0	0	0	0	1	0								
28 Henry Blanco, R OBP: 0.314, SLG: 0.382										2	0	0	0	1	1	0								
38 Mat Latos, R OBP: 0.077, SLG: 0.077										1	0	0	0	0	0	1								
59 Luis Perdomo, R OBP: 0.350, SLG: 0.354										1	0	0	0	0	1	0								
18 Tony Gwynn, Jr., L OBP: 0.350, SLG: 0.354										1	0	0	0	0	0	0								
54 Joe Thatcher, L OBP: 0.350, SLG: 0.354										0	0	0	0	0	0	0								
<b>Inning Stats</b>	R: 0 E: 0 K: 1 S: 14	H: 1 LOB: 2 BB: 1 P: 25	R: 0 E: 0 K: 1 S: 7	H: 0 LOB: 1 BB: 1 P: 16	R: 0 E: 0 K: 0 S: 5	H: 0 LOB: 0 BB: 0 P: 8	R: 0 E: 0 K: 1 S: 8	H: 0 LOB: 0 BB: 0 P: 14	R: 0 E: 0 K: 3 S: 9	H: 0 LOB: 0 BB: 0 P: 12	R: 0 E: 0 K: 1 S: 14	H: 0 LOB: 0 BB: 1 P: 19	R: 0 E: 0 K: 1 S: 5	H: 0 LOB: 0 BB: 0 P: 9	R: 0 E: 0 K: 0 S: 9	H: 0 LOB: 0 BB: 0 P: 11	R: 1 E: 0 K: 1 S: 20	H: 2 LOB: 1 BB: 0 P: 26	1B: 3 2B: 1 HR: 0	SF: 0 SAC: 0 DP: 2 HBP: 1	WP: 1 PB: 0 SB: 0 CS: 0	PA: 32		
<b>PITCHER</b>	IP: 7.0 WLS: W BF: 24 ERA: 4.04	IP: 3.0 WLS: 3 BF: 0 ERA: 4.55	IP: 1.0 WLS: 0 BF: 0 ERA: 4.55	IP: 1.0 WLS: 2 BF: 1 ERA: 4.42	IP: 0.0 WLS: 0 BF: 0 ERA: 0.00	IP: 0.0 WLS: 0 BF: 0 ERA: 0.00	IP: 0.0 WLS: 0 BF: 0 ERA: 0.00	IP: 0.0 WLS: 0 BF: 0 ERA: 0.00	IP: 0.0 WLS: 0 BF: 0 ERA: 0.00	IP: 0.0 WLS: 0 BF: 0 ERA: 0.00	IP: 0.0 WLS: 0 BF: 0 ERA: 0.00	IP: 0.0 WLS: 0 BF: 0 ERA: 0.00	IP: 0.0 WLS: 0 BF: 0 ERA: 0.00	IP: 0.0 WLS: 0 BF: 0 ERA: 0.00	IP: 0.0 WLS: 0 BF: 0 ERA: 0.00	IP: 0.0 WLS: 0 BF: 0 ERA: 0.00	IP: 0.0 WLS: 0 BF: 0 ERA: 0.00	IP: 0.0 WLS: 0 BF: 0 ERA: 0.00	IP: 0.0 WLS: 0 BF: 0 ERA: 0.00	IP: 0.0 WLS: 0 BF: 0 ERA: 0.00	IP: 0.0 WLS: 0 BF: 0 ERA: 0.00	IP: 0.0 WLS: 0 BF: 0 ERA: 0.00	IP: 0.0 WLS: 0 BF: 0 ERA: 0.00	IP: 0.0 WLS: 0 BF: 0 ERA: 0.00

AB 28  
R 1  
H 3  
RBI 1  
BB 3  
SO 9  
LOB 8





Batter	1	2	3	4	5	6	7	8	9	AB	R	H	RBI	BB	SO	LOB	TOP										
2 Ryan Theriot, R OBP: 0.350, SLG: 0.407	G5-3		F9	G3			K		21 DI 1B	5	0	1	0	0	1	0	<b>Chicago Cubs @ Los Angeles Dodgers</b> Dodger Stadium, Los Angeles, CA Thu Aug 20 2009, 7:10 PM PDT Att: 48,974 - Clear - 70 F										
21 Milton Bradley, S OBP: 0.393, SLG: 0.394	F8		25 1B HBP		G4-3		G4-3		F7	4	1	0	0	0	0	1											
25 Derrek Lee, R OBP: 0.377, SLG: 0.548	F7		16 1B		K		K		F9	5	0	2	0	0	1	1											
16 Aramis Ramirez, R OBP: 0.390, SLG: 0.550		P6			F9		FC6-4			4	0	1	1	0	0	1											
1 Kosuke Fukudome, L OBP: 0.393, SLG: 0.471										3	1	3	1	1	0	0											
12 Alfonso Soriano, R OBP: 0.301, SLG: 0.425										4	0	0	0	0	1	5											
28 Jeff Baker, R OBP: 0.333, SLG: 0.475										4	0	1	0	0	2	5											
55 Koyie Hill, S OBP: 0.309, SLG: 0.321										2	0	0	0	2	0	1											
32 Tom Gorzelanny, R ERA: 3.69										2	0	0	0	0	1	2											
7 Angel Guzman, R ERA: 3.33										1	0	0	0	0	0	2											
37 Angel Guzman, R ERA: 3.33										0	0	0	0	0	0	0											
33 Esmalin Canidad, R ERA: 3.68										0	0	0	0	0	0	0											
63 Kevin Gregg, R ERA: 4.4										0	0	0	0	0	0	0											
5 Jake Fox, R OBP: 0.301, SLG: 0.524										1	0	0	0	0	1	0											
<b>Inning Stats</b>	R: 0 E: 0 K: 0 S: 6	H: 0 LOB: 0 BB: 0 P: 7	R: 1 E: 0 K: 0 S: 9	H: 2 LOB: 2 BB: 1 P: 18	R: 1 E: 0 K: 2 S: 15	H: 2 LOB: 3 BB: 1 P: 28	R: 0 E: 0 K: 1 S: 7	H: 0 LOB: 0 BB: 0 P: 10	R: 0 E: 0 K: 1 S: 7	H: 0 LOB: 0 BB: 0 P: 11	R: 0 E: 0 K: 1 S: 10	H: 1 LOB: 2 BB: 1 P: 20	R: 0 E: 0 K: 1 S: 9	H: 1 LOB: 1 BB: 0 P: 18	R: 0 E: 0 K: 1 S: 12	H: 1 LOB: 1 BB: 0 P: 19	R: 0 E: 0 K: 1 S: 15	H: 1 LOB: 1 BB: 0 P: 25	1B: 6 2B: 1 3B: 0 HR: 1	SF: 0 SAC: 0 DP: 0 HBP: 1	WP: 0 PB: 0 SB: 0 CS: 0	PA: 39					
<b>PITCHER</b>	IP	WLS	BF	H	R	ER	SO	BB	IBB	HBP	BLK	WP	HR	S	P	ERA	WHIP										
36 Jeff Weaver, R ERA: 3.69	5.1		24	5	2	2	4	0	2	1	0	0	1	50	84	3.38	0.938										
54 Ronald Belisario, R ERA: 2.21	0.2	W	3	0	0	0	0	1	0	0	0	0	0	4	10	0.00	1.500										
38 Ramon Troncoso, R ERA: 2.73	1.0		4	1	0	0	1	0	0	0	0	0	0	9	18	0.00	1.000										
59 Guillermo Mota, R ERA: 3.45	2.0		8	2	0	0	2	0	0	0	0	0	0	27	44	0.00	1.000										

AB 35  
R 2  
H 8  
RBI 2  
BB 3  
SO 7  
LOB 18



Batter	1	2	3	4	5	6	7	8	9	AB	R	H	RBI	BB	SO	LOB	BOTTOM										
15 Rafael Furcal, S OBP: 0.329, SLG: 0.354	27 1B FC4-6	27 E 1B							G4-3	5	1	2	1	0	2	0	<b>Chicago Cubs @ Los Angeles Dodgers</b> Dodger Stadium, Los Angeles, CA Thu Aug 20 2009, 7:10 PM PDT Att: 48,974 - Clear - 70 F										
27 Matt Kemp, R OBP: 0.371, SLG: 0.494	16 FC4-6 1B	16 FC6-4 1B								4	0	2	0	0	1	0											
16 Andre Ethier, L OBP: 0.371, SLG: 0.529	FC4-6 FC6-4	FC6-4								4	0	0	1	0	1	3											
99 Manny Ramirez, R OBP: 0.430, SLG: 0.567	23 FC6-4 1B									4	2	3	0	0	0	0											
23 Casey Blake, R OBP: 0.357, SLG: 0.468	FC6-4									4	1	2	1	0	1	2											
13 Orlando Hudson, S OBP: 0.363, SLG: 0.432	G5-3									3	0	1	0	0	0	2											
7 James Loney, L OBP: 0.351, SLG: 0.383										3	1	0	0	1	1	2											
55 Russell Martin, R OBP: 0.363, SLG: 0.331		36 SH1-4 1B								3	2	1	4	1	0	0											
36 Jeff Weaver, R ERA: 3.69										1	0	0	0	0	1	0											
54 Ronald Belisario, R ERA: 2.21										0	0	0	0	0	0	0											
21 Tony Abreu, S OBP: 0.299, SLG: 0.167										1	0	0	0	0	0	0											
38 Ramon Troncoso, R ERA: 2.73										0	0	0	0	0	0	0											
59 Guillermo Mota, R ERA: 3.45										1	0	0	0	0	0	0											
<b>Inning Stats</b>	R: 1 E: 1 K: 0 S: 13	H: 3 LOB: 2 BB: 0 P: 23	R: 1 E: 0 K: 1 S: 14	H: 2 LOB: 1 BB: 1 P: 25	R: 0 E: 0 K: 1 S: 6	H: 0 LOB: 0 BB: 0 P: 9	R: 0 E: 0 K: 1 S: 6	H: 0 LOB: 0 BB: 0 P: 9	R: 0 E: 0 K: 1 S: 13	H: 0 LOB: 0 BB: 0 P: 16	R: 4 E: 0 K: 1 S: 11	H: 3 LOB: 0 BB: 1 P: 20	R: 1 E: 0 K: 2 S: 18	H: 3 LOB: 2 BB: 0 P: 25	R: 0 E: 0 K: 0 S: 10	H: 0 LOB: 0 BB: 0 P: 14	1B: 9 2B: 1 3B: 0 HR: 1	SF: 0 SAC: 2 DP: 0 HBP: 0	WP: 0 PB: 0 SB: 0 CS: 0	PA: 37							
<b>PITCHER</b>	IP	WLS	BF	H	R	ER	SO	BB	IBB	HBP	BLK	WP	HR	S	P	ERA	WHIP										
32 Tom Gorzelanny, L ERA: 4.84	5.0		21	5	2	2	4	1	0	0	0	0	1	11	20	36.00	3.000										
37 Angel Guzman, R ERA: 3.33	1.0	L	7	3	4	4	1	0	1	0	0	0	0	18	25	9.00	3.000										
33 Esmalin Canidad, R ERA: 3.68	1.0		6	3	1	1	2	0	0	0	0	0	0	10	14	0.00	0.000										
63 Kevin Gregg, R ERA: 4.4	1.0		3	0	0	0	0	0	0	0	0	0	0	10	14	0.00	0.000										

AB 33  
R 7  
H 11  
RBI 7  
BB 2  
SO 7  
LOB 9

















Batter	1	2	3	4	5	6	7	8	9	AB	R	H	RBI	BB	SO	LOB	TOP									
22 Willie Harris, L (1,8) OBP: 0.391, SLG: 0.382	F9		K			G4-3		F9		4	1	0	0	0	1	0	<b>Washington Nationals @ Chicago Cubs</b> Wrigley Field, Chicago, IL Tue Aug 25 2009, 7:05 PM CDT Att: 37,297 - Partly Cloudy - 77 F									
15 Cristian Guzman, S (1,6) OBP: 0.324, SLG: 0.420	G6-3		P6			G6-3		K		5	1	1	0	0	1	0										
11 Ryan Zimmerman, R (1,5) OBP: 0.374, SLG: 0.530			G6-3							3	3	2	1	2	0	0										
44 Adam Dunn, L (1,3) OBP: 0.420, SLG: 0.578										4	2	1	0	1	3	2										
8 Jorge Padilla, R (8,7) OBP: 0.077, SLG: 0.077	K									0	0	0	0	0	0	0										
16 Josh Willingham, R (1,7) OBP: 0.406, SLG: 0.580										4	5	4	6	1	0	0										
52 Saul Rivera, S (8,1) OBP: 0.667, SLG: 0.500										0	0	0	0	0	0	0										
10 Ronnie Belliard, R (1,4) OBP: 0.306, SLG: 0.389										5	2	3	0	0	1	3										
34 Elijah Dukes, R (1,9) OBP: 0.301, SLG: 0.406										3	1	2	5	2	0	2										
23 Wil Nieves, R (1,2) OBP: 0.298, SLG: 0.314										4	0	1	3	0	0	2										
49 Garrett Mock, S (1,1) OBP: 0.067, SLG: 0.067										3	0	0	0	0	2	1										
36 Tyler Clippard, R (6,1) OBP: 0.293, SLG: 0.353										1	0	0	0	0	0	2										
12 Alberto Gonzalez, R (8,4) OBP: 0.293, SLG: 0.353										1	0	0	0	0	0	0										
<b>Inning Stats</b>	R: 0 H: 0 E: 0 K: 1 S: 12	H: 0 BB: 1 LOB: 1 P: 19	R: 1 H: 2 E: 0 K: 1 S: 12	H: 2 LOB: 1 BB: 0 P: 19	R: 0 H: 0 E: 0 K: 1 S: 7	H: 0 LOB: 0 BB: 0 P: 11	R: 2 H: 3 E: 1 K: 1 S: 9	H: 3 LOB: 0 BB: 2 P: 16	R: 6 H: 3 E: 0 K: 1 S: 20	H: 3 LOB: 0 BB: 2 P: 37	R: 0 H: 0 E: 0 K: 1 S: 9	H: 0 LOB: 0 BB: 1 P: 13	R: 3 H: 4 E: 1 K: 1 S: 12	H: 4 LOB: 1 BB: 1 P: 23	R: 3 H: 2 E: 0 K: 1 S: 14	H: 2 LOB: 0 BB: 1 P: 25	R: 0 H: 0 E: 0 K: 0 S: 3	H: 0 LOB: 0 BB: 1 P: 8	1B: 9 2B: 2 3B: 0 HR: 3	SF: 1 SAC: 0 DP: 2 HBP: 1	WP: 0 PB: 0 SB: 0 CS: 1	PA: 45				
<b>PITCHER</b>	IP WLS BF H R ER SO BB IBB HBP BLK WP HR S P ERA WHIP	IP WLS BF H R ER SO BB IBB HBP BLK WP HR S P ERA WHIP	IP WLS BF H R ER SO BB IBB HBP BLK WP HR S P ERA WHIP	IP WLS BF H R ER SO BB IBB HBP BLK WP HR S P ERA WHIP	IP WLS BF H R ER SO BB IBB HBP BLK WP HR S P ERA WHIP	IP WLS BF H R ER SO BB IBB HBP BLK WP HR S P ERA WHIP	IP WLS BF H R ER SO BB IBB HBP BLK WP HR S P ERA WHIP	IP WLS BF H R ER SO BB IBB HBP BLK WP HR S P ERA WHIP	IP WLS BF H R ER SO BB IBB HBP BLK WP HR S P ERA WHIP	IP WLS BF H R ER SO BB IBB HBP BLK WP HR S P ERA WHIP	IP WLS BF H R ER SO BB IBB HBP BLK WP HR S P ERA WHIP	IP WLS BF H R ER SO BB IBB HBP BLK WP HR S P ERA WHIP	IP WLS BF H R ER SO BB IBB HBP BLK WP HR S P ERA WHIP	IP WLS BF H R ER SO BB IBB HBP BLK WP HR S P ERA WHIP	IP WLS BF H R ER SO BB IBB HBP BLK WP HR S P ERA WHIP	IP WLS BF H R ER SO BB IBB HBP BLK WP HR S P ERA WHIP	IP WLS BF H R ER SO BB IBB HBP BLK WP HR S P ERA WHIP	IP WLS BF H R ER SO BB IBB HBP BLK WP HR S P ERA WHIP	IP WLS BF H R ER SO BB IBB HBP BLK WP HR S P ERA WHIP	IP WLS BF H R ER SO BB IBB HBP BLK WP HR S P ERA WHIP	IP WLS BF H R ER SO BB IBB HBP BLK WP HR S P ERA WHIP	IP WLS BF H R ER SO BB IBB HBP BLK WP HR S P ERA WHIP	IP WLS BF H R ER SO BB IBB HBP BLK WP HR S P ERA WHIP	IP WLS BF H R ER SO BB IBB HBP BLK WP HR S P ERA WHIP	IP WLS BF H R ER SO BB IBB HBP BLK WP HR S P ERA WHIP	IP WLS BF H R ER SO BB IBB HBP BLK WP HR S P ERA WHIP

AB	37
R	15
H	14
RBI	15
BB	6
SO	8
LOB	12



Batter	1	2	3	4	5	6	7	8	9	AB	R	H	RBI	BB	SO	LOB	BOTTOM								
2 Ryan Theriot, R (1,6) OBP: 0.345, SLG: 0.400	G4-3		F9			K		P4		5	0	0	0	0	1	1	<b>Washington Nationals @ Chicago Cubs</b> Wrigley Field, Chicago, IL Tue Aug 25 2009, 7:05 PM CDT Att: 37,297 - Partly Cloudy - 77 F								
21 Milton Bradley, S (1,9) OBP: 0.391, SLG: 0.400										4	2	4	1	1	0	0									
25 Derrek Lee, R (1,3) OBP: 0.372, SLG: 0.539										5	0	1	0	0	2	4									
16 Aramis Ramirez, R (1,5) OBP: 0.384, SLG: 0.538										5	1	2	0	0	0	2									
1 Kosuke Fukudome, L (1,8) OBP: 0.388, SLG: 0.465										5	1	2	1	0	1	3									
5 Jake Fox, R (1,7) OBP: 0.347, SLG: 0.535										4	0	0	0	0	1	4									
18 Geovany Soto, R (1,2) OBP: 0.323, SLG: 0.381										4	0	1	2	0	2	2									
17 Mike Fontenot, L (1,4) OBP: 0.292, SLG: 0.373										2	0	0	0	1	0	1									
37 Angel Guzman, R (7,1) OBP: 0.300, SLG: 0.222										0	0	0	0	0	0	0									
32 Tom Gorzelanny, R (8,1) OBP: 0.300, SLG: 0.222										0	0	0	0	0	0	0									
27 Sam Fuld, L (8,PH) OBP: 0.391, SLG: 0.370										1	0	0	0	0	0	1									
63 Kevin Gregg, R (9,1) OBP: 0.333, SLG: 0.486										0	0	0	0	0	0	0									
38 Carlos Zambrano, S (1,1) OBP: 0.259, SLG: 0.528										1	1	1	1	0	0	0									
47 Aaron Heilman, R (5,1) OBP: 0.219, SLG: 0.238										0	0	0	0	0	0	0									
7 Aaron Miles, S (5,PH) OBP: 0.286, SLG: 0.231										1	0	0	0	0	1	1									
45 Sean Marshall, L (6,1) OBP: 0.286, SLG: 0.231										0	0	0	0	0	0	0									
26 Jeff Baker, R (7,4) OBP: 0.333, SLG: 0.486										2	1	1	1	0	0	0									
<b>Inning Stats</b>	R: 0 H: 1 E: 0 K: 0 S: 6	H: 1 LOB: 0 BB: 0 P: 7	R: 1 H: 2 E: 0 K: 1 S: 10	H: 2 LOB: 1 BB: 0 P: 16	R: 0 H: 0 E: 0 K: 1 S: 9	H: 0 LOB: 0 BB: 0 P: 14	R: 0 H: 0 E: 0 K: 3 S: 14	H: 0 LOB: 1 BB: 1 P: 23	R: 3 H: 3 E: 0 K: 1 S: 14	H: 3 LOB: 1 BB: 1 P: 20	R: 1 H: 2 E: 0 K: 0 S: 14	H: 2 LOB: 0 BB: 0 P: 23	R: 0 H: 0 E: 1 K: 2 S: 11	H: 0 LOB: 1 BB: 0 P: 15	R: 1 H: 3 E: 0 K: 0 S: 15	H: 3 LOB: 2 BB: 0 P: 21	1B: 7 2B: 3 3B: 0 HR: 3	SF: 0 SAC: 0 DP: 2 HBP: 0	WP: 0 PB: 1 SB: 0 CS: 1	PA: 41					
<b>PITCHER</b>	IP WLS BF H R ER SO BB IBB HBP BLK WP HR S P ERA WHIP	IP WLS BF H R ER SO BB IBB HBP BLK WP HR S P ERA WHIP	IP WLS BF H R ER SO BB IBB HBP BLK WP HR S P ERA WHIP	IP WLS BF H R ER SO BB IBB HBP BLK WP HR S P ERA WHIP	IP WLS BF H R ER SO BB IBB HBP BLK WP HR S P ERA WHIP	IP WLS BF H R ER SO BB IBB HBP BLK WP HR S P ERA WHIP	IP WLS BF H R ER SO BB IBB HBP BLK WP HR S P ERA WHIP	IP WLS BF H R ER SO BB IBB HBP BLK WP HR S P ERA WHIP	IP WLS BF H R ER SO BB IBB HBP BLK WP HR S P ERA WHIP	IP WLS BF H R ER SO BB IBB HBP BLK WP HR S P ERA WHIP	IP WLS BF H R ER SO BB IBB HBP BLK WP HR S P ERA WHIP	IP WLS BF H R ER SO BB IBB HBP BLK WP HR S P ERA WHIP	IP WLS BF H R ER SO BB IBB HBP BLK WP HR S P ERA WHIP	IP WLS BF H R ER SO BB IBB HBP BLK WP HR S P ERA WHIP	IP WLS BF H R ER SO BB IBB HBP BLK WP HR S P ERA WHIP	IP WLS BF H R ER SO BB IBB HBP BLK WP HR S P ERA WHIP	IP WLS BF H R ER SO BB IBB HBP BLK WP HR S P ERA WHIP	IP WLS BF H R ER SO BB IBB HBP BLK WP HR S P ERA WHIP	IP WLS BF H R ER SO BB IBB HBP BLK WP HR S P ERA WHIP	IP WLS BF H R ER SO BB IBB HBP BLK WP HR S P ERA WHIP	IP WLS BF H R ER SO BB IBB HBP BLK WP HR S P ERA WHIP	IP WLS BF H R ER SO BB IBB HBP BLK WP HR S P ERA WHIP	IP WLS BF H R ER SO BB IBB HBP BLK WP HR S P ERA WHIP	IP WLS BF H R ER SO BB IBB HBP BLK WP HR S P ERA WHIP	IP WLS BF H R ER SO BB IBB HBP BLK WP HR S P ERA WHIP

AB	39
R	6
H	12
RBI	6
BB	2
SO	8
LOB	19









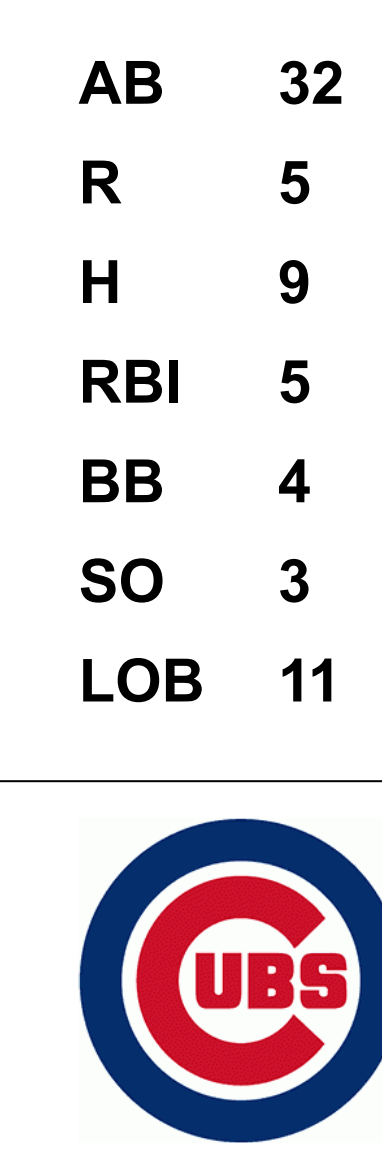




Batter	1	2	3	4	5	6	7	8	9	AB	R	H	RBI	BB	SO	LOB	TOP																	
16 Angel Pagán, S (1,8) OBP: 0.342, SLG: 0.498										4	1	2	0	0	0	0	<b>New York Mets @ Chicago Cubs</b> Wrigley Field, Chicago, IL Fri Aug 28 2009, 1:20 PM CDT Att: 39,381 - Cloudy - 69 F																	
1 Luis Castillo, S (1,4) OBP: 0.404, SLG: 0.366										3	0	0	0	0	0	1																		
28 Daniel Murphy, L (1,3) OBP: 0.316, SLG: 0.393										3	0	0	0	1	1	1																		
12 Jeff Francoeur, R (1,9) OBP: 0.299, SLG: 0.405										4	1	1	0	0	1	3																		
17 Fernando Tatis, R (1,5) OBP: 0.323, SLG: 0.425										3	0	2	1	1	0	0																		
9 Omar Santos, R (1,2) OBP: 0.307, SLG: 0.399										3	0	1	1	1	0	1																		
19 Cory Sullivan, L (1,7) OBP: 0.326, SLG: 0.376										4	0	0	0	0	0	4																		
4 Wilson Valdez, R (1,6) OBP: 0.295, SLG: 0.317										3	0	1	0	0	0	2																		
18 Jeremy Reed, L (9,PH) OBP: 0.263, SLG: 0.323										1	0	0	0	0	1	1																		
48 Pat Misch, R (1,1)										3	0	0	0	0	1	4																		
43 Brian Stokes, R (8,1)										0	0	0	0	0	0	0																		
64 Elmer Dessens, R (8,1)										0	0	0	0	0	0	0																		
10 Gary Sheffield, R (9,PH) OBP: 0.371, SLG: 0.457										1	0	0	0	0	1	1																		
<b>Inning Stats</b>	R: 0 E: 0 K: 0 S: 6	H: 0 LOB: 0 BB: 0 P: 8	R: 1 E: 0 K: 1 S: 11	H: 3 LOB: 2 BB: 0 P: 15	R: 0 E: 0 K: 0 S: 9	H: 1 LOB: 1 BB: 0 P: 13	R: 0 E: 1 K: 0 S: 18	H: 1 LOB: 2 BB: 0 P: 24	R: 0 E: 0 K: 1 S: 6	H: 0 LOB: 0 BB: 0 P: 8	R: 0 E: 0 K: 0 S: 5	H: 0 LOB: 0 BB: 0 P: 11	R: 0 E: 0 K: 0 S: 7	H: 0 LOB: 0 BB: 0 P: 8	R: 1 E: 0 K: 1 S: 9	H: 2 LOB: 2 BB: 1 P: 16	R: 0 E: 0 K: 2 S: 12	H: 0 LOB: 1 BB: 1 P: 19	1B: 4 2B: 3 3B: 0 HR: 0	SF: 0 SAC: 1 DP: 1 HBP: 0	WP: 0 PB: 0 SB: 0 CS: 0	PA: 36												
<b>PITCHER</b>	IP WLS BF H R ER SO BB IBB HBP BLK WP HR S P ERA WHIP																																	
30 Ted Lilly, L (1,1) ERA: 3.35	7.1		30	6	2	2	2	2	0	0	0	0	0	0	67	98	2.46	1.091																
63 Kevin Gregg, R (8,1) ERA: 4.15	0.2	W	2	1	0	0	1	0	0	0	0	0	0	0	4	5	0.00	1.500																
49 Carlos Marmol, R (9,1) ERA: 3.58	1.0	S	4	0	0	0	2	1	0	0	0	0	0	0	12	19	0.00	1.000																

Batter	1	2	3	4	5	6	7	8	9	AB	R	H	RBI	BB	SO	LOB	BOTTOM																	
2 Ryan Theriot, R (1,6) OBP: 0.342, SLG: 0.393										4	0	0	0	0	0	0	<b>New York Mets @ Chicago Cubs</b> Wrigley Field, Chicago, IL Fri Aug 28 2009, 1:20 PM CDT Att: 39,381 - Cloudy - 69 F																	
21 Milton Bradley, S (1,9) OBP: 0.393, SLG: 0.413										3	2	3	0	1	0	0																		
25 Derrek Lee, R (1,3) OBP: 0.376, SLG: 0.547										4	0	2	1	0	0	2																		
16 Aramis Ramirez, R (1,5) OBP: 0.389, SLG: 0.548										4	1	1	1	0	0	2																		
28 Jeff Baker, R (1,4) OBP: 0.331, SLG: 0.462										3	1	0	0	1	0	0																		
12 Alfonso Soriano, R (1,7) OBP: 0.305, SLG: 0.428										3	1	3	3	1	0	0																		
49 Carlos Marmol, R (9,1) ERA: 3.58										0	0	0	0	0	0	0																		
18 Geovany Soto, R (1,2) OBP: 0.322, SLG: 0.377										3	0	0	0	1	1	3																		
27 Sam Fuld, L (1,8) OBP: 0.377, SLG: 0.345										4	0	0	0	0	1	3																		
30 Ted Lilly, L (1,1) OBP: 0.085, SLG: 0.130										3	0	0	0	0	1	0																		
63 Kevin Gregg, R (8,1) ERA: 3.34										0	0	0	0	0	0	0																		
1 Kosuke Fukudome, L (9,PH) OBP: 0.386, SLG: 0.462										1	0	0	0	0	0	1																		
<b>Inning Stats</b>	R: 1 E: 0 K: 0 S: 10	H: 2 LOB: 0 BB: 0 P: 14	R: 0 E: 0 K: 1 S: 9	H: 1 LOB: 1 BB: 0 P: 13	R: 0 E: 0 K: 0 S: 10	H: 1 LOB: 2 BB: 1 P: 14	R: 0 E: 0 K: 0 S: 7	H: 0 LOB: 1 BB: 1 P: 14	R: 0 E: 0 K: 0 S: 11	H: 1 LOB: 1 BB: 0 P: 16	R: 0 E: 0 K: 0 S: 8	H: 1 LOB: 1 BB: 0 P: 10	R: 0 E: 0 K: 1 S: 11	H: 0 LOB: 0 BB: 0 P: 17	R: 4 E: 0 K: 1 S: 18	H: 3 LOB: 1 BB: 2 P: 33	1B: 6 2B: 2 3B: 0 HR: 1	SF: 0 SAC: 0 DP: 0 HBP: 0	WP: 0 PB: 0 SB: 0 CS: 0	PA: 36														
<b>PITCHER</b>	IP WLS BF H R ER SO BB IBB HBP BLK WP HR S P ERA WHIP																																	
48 Pat Misch, L (1,1) ERA: 3.41	7.0		28	6	1	1	2	2	0	0	0	0	0	0	66	98	1.29	1.143																
43 Brian Stokes, R (8,1) ERA: 3.34	0.1	L	5	3	4	4	0	1	0	0	0	0	0	1	10	19	108.00	12.000																
64 Elmer Dessens, R (8,1) ERA: 2.7	0.2		3	0	0	0	1	1	0	0	0	0	0	8	14	0.00	1.500																	

AB	32
R	2
H	7
RBI	2
BB	3
SO	5
LOB	18





Batter	1	2	3	4	5	6	7	8	9	AB	R	H	RBI	BB	SO	LOB	TOP						
16 Angel Pagán, S (1, 8) OBP: 0.335, SLG: 0.486	G6-3		K	G4-3			L5		G5-3	5	0	0	0	0	1	2							
1 Luis Castillo, S (1, 4) OBP: 0.402, SLG: 0.363	BB 12 2B		K				G1-4-3			3	1	0	0	1	2	0							
28 Daniel Murphy, L (1, 3) OBP: 0.315, SLG: 0.391	BB 12 2B		L4	G4-3			F7			4	1	1	0	0	0	0							
12 Jeff Francoeur, R (1, 9) OBP: 0.300, SLG: 0.408	2B 1H 2H			P3			F7			4	1	2	2	0	0	0							
19 Cory Sullivan, L (1, 7) OBP: 0.323, SLG: 0.364	K		BB 17 1B				P6		G1-3	3	1	0	0	1	1	1							
17 Fernando Tatis, R (1, 5) OBP: 0.326, SLG: 0.426	K		BB 23 2B				G5-3			4	0	2	0	0	1	1							
23 Brian Schneider, L (1, 2) OBP: 0.273, SLG: 0.319	K		BB 11 1B				1B 18 WP		K	4	0	2	2	0	2	1							
11 Anderson Hernandez, S (1, 6) OBP: 0.320, SLG: 0.326	B4-3		1B 39 SH3				1B 18 WP		G4-3	4	0	2	0	0	0	0							
39 Bobby Parnell, R (1, 1) OBP: 0.200, SLG: 0.200	G6-3		1B				K		G5-3	1	0	0	0	0	0	0							
36 Ken Takahashi, L (5, 1)			SH3				K			0	0	0	0	0	0	0							
18 Jeremy Reed, L (6, PH) OBP: 0.291, SLG: 0.321										1	0	0	0	0	1	2							
35 Lance Broadway, R (6, 1)										0	0	0	0	0	0	0							
6 Nick Evans, R (9, PH) OBP: 0.275, SLG: 0.375										1	0	0	0	0	0	0							
<b>Inning Stats</b>	R: 2 E: 0 K: 2 S: 13	H: 2 LOB: 1 BB: 1 P: 25	R: 0 E: 0 K: 1 S: 7	H: 0 LOB: 0 BB: 0 P: 9	R: 0 E: 0 K: 2 S: 7	H: 0 LOB: 2 BB: 0 P: 13	R: 2 E: 0 K: 0 S: 12	H: 4 LOB: 2 BB: 1 P: 21	R: 0 E: 0 K: 1 S: 11	H: 2 LOB: 0 BB: 0 P: 14	R: 0 E: 0 K: 0 S: 6	H: 0 LOB: 0 BB: 0 P: 10	R: 0 E: 0 K: 1 S: 7	H: 1 LOB: 1 BB: 0 P: 12	R: 0 E: 0 K: 0 S: 5	H: 0 LOB: 0 BB: 0 P: 8	1B: 7 2B: 2 3B: 0 HR: 0	SF: 0 SAC: 1 DP: 0 HBP: 0	WP: 1 PB: 0 SB: 0 CS: 0	PA: 37			
<b>PITCHER</b>	IP WLS BF H R ER SO BB IBB HBP BLK WP HR S P ERA WHIP	IP WLS BF H R ER SO BB IBB HBP BLK WP HR S P ERA WHIP	IP WLS BF H R ER SO BB IBB HBP BLK WP HR S P ERA WHIP	IP WLS BF H R ER SO BB IBB HBP BLK WP HR S P ERA WHIP	IP WLS BF H R ER SO BB IBB HBP BLK WP HR S P ERA WHIP	IP WLS BF H R ER SO BB IBB HBP BLK WP HR S P ERA WHIP	IP WLS BF H R ER SO BB IBB HBP BLK WP HR S P ERA WHIP	IP WLS BF H R ER SO BB IBB HBP BLK WP HR S P ERA WHIP	IP WLS BF H R ER SO BB IBB HBP BLK WP HR S P ERA WHIP	IP WLS BF H R ER SO BB IBB HBP BLK WP HR S P ERA WHIP	IP WLS BF H R ER SO BB IBB HBP BLK WP HR S P ERA WHIP	IP WLS BF H R ER SO BB IBB HBP BLK WP HR S P ERA WHIP	IP WLS BF H R ER SO BB IBB HBP BLK WP HR S P ERA WHIP	IP WLS BF H R ER SO BB IBB HBP BLK WP HR S P ERA WHIP	IP WLS BF H R ER SO BB IBB HBP BLK WP HR S P ERA WHIP	IP WLS BF H R ER SO BB IBB HBP BLK WP HR S P ERA WHIP	IP WLS BF H R ER SO BB IBB HBP BLK WP HR S P ERA WHIP	IP WLS BF H R ER SO BB IBB HBP BLK WP HR S P ERA WHIP	IP WLS BF H R ER SO BB IBB HBP BLK WP HR S P ERA WHIP	IP WLS BF H R ER SO BB IBB HBP BLK WP HR S P ERA WHIP	IP WLS BF H R ER SO BB IBB HBP BLK WP HR S P ERA WHIP	IP WLS BF H R ER SO BB IBB HBP BLK WP HR S P ERA WHIP	IP WLS BF H R ER SO BB IBB HBP BLK WP HR S P ERA WHIP

New York Mets @ Chicago Cubs  
Wrigley Field, Chicago, IL  
Sat Aug 29 2009, 3:10 PM CDT  
Att: 40,857 - Partly Cloudy - 64 F

AB	34
R	4
H	9
RBI	4
BB	2
SO	8
LOB	7



Batter	1	2	3	4	5	6	7	8	9	AB	R	H	RBI	BB	SO	LOB	BOTTOM						
2 Ryan Theriot, R (1, 6) OBP: 0.343, SLG: 0.393	K		K					K		5	1	2	0	0	3	1							
21 Milton Bradley, S (1, 9) OBP: 0.398, SLG: 0.420	BB 25 G1-3		BB 16 2B					BB 25 G6-4-3		4	2	3	1	1	1	1							
25 Derrek Lee, R (1, 3) OBP: 0.372, SLG: 0.540	1B 25 G1-3		2B 16 2B					BB 25 G6-4-3		5	0	0	0	0	1	6							
16 Aramis Ramirez, R (1, 5) OBP: 0.391, SLG: 0.552	F7		2B 3H					G6-4-3		4	1	2	2	0	0	1							
1 Kosuke Fukudome, L (1, 8) OBP: 0.390, SLG: 0.464			BB 17 WP					1B 5 HR		3	3	2	0	1	0	1							
5 Jake Fox, R (1, 7) OBP: 0.348, SLG: 0.556	G5-3		1B 5 HR					1B 5 HR		4	2	2	5	0	0	1							
27 Sam Fuld, L (8, 7) OBP: 0.377, SLG: 0.345	G5-3		BB					2B 17 SF8		0	0	0	0	0	0	0							
17 Mike Fontenot, L (1, 4) OBP: 0.296, SLG: 0.379	G4-3		1B 55 G3-6-3					SF8		2	1	1	2	0	0	0							
55 Koyie Hill, S (1, 2) OBP: 0.329, SLG: 0.347	G4-3		1B 55 G3-6-3					1B		4	0	2	1	0	0	1							
46 Ryan Dempster, R (1, 1) OBP: 0.189, SLG: 0.143			BB 21 2B					F9		2	1	0	0	1	0	1							
47 Aaron Heilman, R (7, 1)										1	0	0	0	0	0	1							
45 Sean Marshall, L (9, 1) OBP: 0.286, SLG: 0.231										0	0	0	0	0	0	0							
<b>Inning Stats</b>	R: 0 E: 0 K: 1 S: 11	H: 1 LOB: 1 BB: 0 P: 19	R: 1 E: 0 K: 0 S: 10	H: 1 LOB: 0 BB: 0 P: 21	R: 2 E: 0 K: 1 S: 15	H: 2 LOB: 1 BB: 1 P: 26	R: 0 E: 0 K: 0 S: 5	H: 1 LOB: 0 BB: 0 P: 9	R: 6 E: 0 K: 0 S: 31	H: 5 LOB: 1 BB: 1 P: 47	R: 0 E: 0 K: 2 S: 9	H: 1 LOB: 1 BB: 0 P: 13	R: 2 E: 0 K: 0 S: 8	H: 3 LOB: 1 BB: 0 P: 14	R: 0 E: 0 K: 1 S: 12	H: 0 LOB: 0 BB: 1 P: 20	1B: 9 2B: 5 3B: 0 HR: 1	SF: 1 SAC: 0 DP: 3 HBP: 1	WP: 1 PB: 0 SB: 0 CS: 1	PA: 39			
<b>PITCHER</b>	IP WLS BF H R ER SO BB IBB HBP BLK WP HR S P ERA WHIP	IP WLS BF H R ER SO BB IBB HBP BLK WP HR S P ERA WHIP	IP WLS BF H R ER SO BB IBB HBP BLK WP HR S P ERA WHIP	IP WLS BF H R ER SO BB IBB HBP BLK WP HR S P ERA WHIP	IP WLS BF H R ER SO BB IBB HBP BLK WP HR S P ERA WHIP	IP WLS BF H R ER SO BB IBB HBP BLK WP HR S P ERA WHIP	IP WLS BF H R ER SO BB IBB HBP BLK WP HR S P ERA WHIP	IP WLS BF H R ER SO BB IBB HBP BLK WP HR S P ERA WHIP	IP WLS BF H R ER SO BB IBB HBP BLK WP HR S P ERA WHIP	IP WLS BF H R ER SO BB IBB HBP BLK WP HR S P ERA WHIP	IP WLS BF H R ER SO BB IBB HBP BLK WP HR S P ERA WHIP	IP WLS BF H R ER SO BB IBB HBP BLK WP HR S P ERA WHIP	IP WLS BF H R ER SO BB IBB HBP BLK WP HR S P ERA WHIP	IP WLS BF H R ER SO BB IBB HBP BLK WP HR S P ERA WHIP	IP WLS BF H R ER SO BB IBB HBP BLK WP HR S P ERA WHIP	IP WLS BF H R ER SO BB IBB HBP BLK WP HR S P ERA WHIP	IP WLS BF H R ER SO BB IBB HBP BLK WP HR S P ERA WHIP	IP WLS BF H R ER SO BB IBB HBP BLK WP HR S P ERA WHIP	IP WLS BF H R ER SO BB IBB HBP BLK WP HR S P ERA WHIP	IP WLS BF H R ER SO BB IBB HBP BLK WP HR S P ERA WHIP	IP WLS BF H R ER SO BB IBB HBP BLK WP HR S P ERA WHIP	IP WLS BF H R ER SO BB IBB HBP BLK WP HR S P ERA WHIP	IP WLS BF H R ER SO BB IBB HBP BLK WP HR S P ERA WHIP

New York Mets @ Chicago Cubs  
Wrigley Field, Chicago, IL  
Sat Aug 29 2009, 3:10 PM CDT  
Att: 40,857 - Partly Cloudy - 64 F

AB	34
R	11
H	14
RBI	11
BB	3
SO	5
LOB	14





Batter	1	2	3	4	5	6	7	8	9	AB	R	H	RBI	BB	SO	LOB	TOP										
16 Angel Pagán, S (1.8) OBP: 0.340, SLG: 0.489	F9		28 E 1B	1B		1B			F7	5	1	3	0	0	0	0											
1 Luis Castillo, S (1.4) OBP: 0.402, SLG: 0.364	K		28 1B 12 E 1B	1B		1B			K	5	1	2	0	0	2	1											
28 Daniel Murphy, L (1.3) OBP: 0.315, SLG: 0.390	G4-3		18 L4-6 12 1B	1B		F9			G3-1	4	0	1	1	0	0	3											
12 Jeff Francoeur, R (1.9) OBP: 0.300, SLG: 0.406	K		1B			FC6-4			G5-3	4	0	1	1	0	1	3											
18 Jeremy Reed, L (1.7) OBP: 0.290, SLG: 0.319	17 1B		L4-6			K			G4-3	4	0	1	0	0	1	2											
17 Fernando Tatis, R (1.5) OBP: 0.325, SLG: 0.423	1B		F7			G6-3			F9	4	0	1	0	0	0	0											
23 Brian Schneider, L (1.2) OBP: 0.272, SLG: 0.318	K		11 3B			F9			L4	4	1	1	0	0	1	2											
11 Anderson Hernandez, S (1.6) OBP: 0.319, SLG: 0.332	G4-3		27 1B			P4			K	4	1	1	1	0	1	2											
27 Nelson Figueroa, R (1.1) OBP: 0.400, SLG: 0.556			G6-3			K			K	3	0	1	1	0	1	0											
43 Brian Stokes, R (8.1)			1 1B 16 1B			1B				0	0	0	0	0	0	0											
19 Cory Sullivan, L (9. PH) OBP: 0.330, SLG: 0.360										1	0	0	0	0	1	0											
75 Francisco Rodriguez, R (9.1)										0	0	0	0	0	0	0											
<b>Inning Stats</b>	R: 0 E: 0 K: 1 S: 5	H: 0 LOB: 0 BB: 0 P: 8	R: 0 E: 0 K: 2 S: 19	H: 2 LOB: 2 BB: 0 P: 25	R: 2 E: 1 K: 0 S: 14	H: 4 LOB: 1 BB: 0 P: 20	R: 2 E: 0 K: 0 S: 19	H: 5 LOB: 3 BB: 0 P: 27	R: 0 E: 0 K: 1 S: 6	H: 1 LOB: 1 BB: 0 P: 18	R: 0 E: 0 K: 0 S: 8	H: 0 LOB: 0 BB: 0 P: 11	R: 0 E: 0 K: 1 S: 6	H: 0 LOB: 0 BB: 0 P: 10	R: 0 E: 0 K: 2 S: 11	H: 0 LOB: 0 BB: 0 P: 17	1B: 11 2B: 1 3B: 1 HR: 0	SF: 0 SAC: 0 DP: 1 HBP: 0	WP: 0 PB: 0 SB: 1 CS: 0	PA: 38							
<b>PITCHER</b>	IP	WLS	BF	H	R	ER	SO	BB	IBB	HBP	BLK	WP	HR	S	P	ERA	WHIP										
38 Carlos Zambrano, R (1.1) ERA: 3.91	3.1	L	20	11	4	3	3	0	0	0	0	0	0	53	75	8.10	3.300										
32 Tom Gorzelanny, L (4.1) ERA: 5.4	1.2		5	0	0	0	1	0	0	0	0	0	0	10	17	0.00	0.000										
45 Sean Marshall, L (6.1) ERA: 4.52	2.0		7	1	0	0	1	0	0	0	0	0	0	20	29	0.00	0.500										
43 John Grabow, L (8.1) ERA: 2.76	1.0		3	0	0	0	1	0	0	0	0	0	0	6	10	0.00	0.000										
37 Angel Guzman, R (9.1) ERA: 3.14	1.0		3	0	0	0	2	0	0	0	0	0	0	11	17	0.00	0.000										

New York Mets @ Chicago Cubs  
Wrigley Field, Chicago, IL  
Sun Aug 30 2009, 1:20 PM CDT  
Att: 39,907 - Sunny - 57 F

AB	38
R	4
H	12
RBI	4
BB	0
SO	8
LOB	13



Batter	1	2	3	4	5	6	7	8	9	AB	R	H	RBI	BB	SO	LOB	BOTTOM										
2 Ryan Theriot, R (1.6) OBP: 0.342, SLG: 0.392	K		K			21 HBP 1B			FC6-4	4	0	1	0	0	2	1											
21 Milton Bradley, S (1.9) OBP: 0.401, SLG: 0.420	16 1B 25 1B BB		P5			HBP			25 G4-6-3 1B	2	1	1	0	1	0	0											
25 Derrek Lee, R (1.3) OBP: 0.373, SLG: 0.540	16 1B		1B			F9			G4-6-3	4	0	2	0	0	0	3											
16 Aramis Ramirez, R (1.5) OBP: 0.388, SLG: 0.546	1B		K			G3-1			P4	4	0	1	1	0	1	1											
1 Kosuke Fukudome, L (1.8) OBP: 0.388, SLG: 0.462	K		K			F7			5 G4-6-3 1B	4	0	1	0	0	2	2											
5 Jake Fox, R (1.7) OBP: 0.341, SLG: 0.543	K		K			K			FC9-4-6 17 WP	4	0	0	0	0	3	3											
17 Mike Fontenot, L (1.4) OBP: 0.296, SLG: 0.377	G1-3		F8			18 G4-6-3 1B			K	4	0	1	0	0	1	1											
18 Geovany Soto, R (1.2) OBP: 0.318, SLG: 0.371	K		K			P4			G4-6-3	4	0	0	0	0	1	2											
38 Carlos Zambrano, S (1.1) OBP: 0.256, SLG: 0.519			K			F7				1	0	0	0	0	1	0											
32 Tom Gorzelanny, R (4.1) ERA: 4.5										0	0	0	0	0	0	0											
7 Aaron Miles, S (5. PH) OBP: 0.300, SLG: 0.222										1	0	0	0	0	0	0											
45 Sean Marshall, L (6.1) OBP: 0.278, SLG: 0.229										0	0	0	0	0	0	0											
27 Sam Fuld, L (7. PH) OBP: 0.366, SLG: 0.225										0	0	0	0	0	1	0											
43 John Grabow, L (8.1) OBP: 0.366, SLG: 0.225										0	0	0	0	0	0	0											
37 Angel Guzman, R (9.1) ERA: 3.06										0	0	0	0	0	0	0											
<b>Inning Stats</b>	R: 1 E: 0 K: 3 S: 19	H: 2 LOB: 2 BB: 1 P: 27	R: 0 E: 0 K: 2 S: 10	H: 0 LOB: 0 BB: 0 P: 13	R: 0 E: 0 K: 2 S: 10	H: 1 LOB: 1 BB: 0 P: 15	R: 0 E: 0 K: 0 S: 10	H: 0 LOB: 2 BB: 0 P: 16	R: 0 E: 0 K: 1 S: 9	H: 1 LOB: 0 BB: 0 P: 13	R: 0 E: 0 K: 0 S: 7	H: 1 LOB: 1 BB: 1 P: 13	R: 0 E: 0 K: 0 S: 7	H: 1 LOB: 0 BB: 0 P: 11	R: 0 E: 0 K: 1 S: 6	H: 1 LOB: 1 BB: 0 P: 8	1B: 7 2B: 0 3B: 0 HR: 0	SF: 0 SAC: 0 DP: 2 HBP: 1	WP: 1 PB: 0 SB: 0 CS: 0	PA: 35							
<b>PITCHER</b>	IP	WLS	BF	H	R	ER	SO	BB	IBB	HBP	BLK	WP	HR	S	P	ERA	WHIP										
27 Nelson Figueroa, R (1.1) ERA: 4.5	7.0	W	29	6	1	1	10	2	0	1	0	0	0	75	117	1.29	1.143										
43 Brian Stokes, R (8.1) ERA: 3.28	1.0	H	2	0	0	0	0	0	0	0	0	0	0	4	6	0.00	0.000										
75 Francisco Rodriguez, R (9.1) ERA: 3.06	1.0	S	4	1	0	0	1	0	0	0	0	1	0	6	8	0.00	1.000										

New York Mets @ Chicago Cubs  
Wrigley Field, Chicago, IL  
Sun Aug 30 2009, 1:20 PM CDT  
Att: 39,907 - Sunny - 57 F

AB	32
R	1
H	7
RBI	1
BB	2
SO	11
LOB	13





Batter	1	2	3	4	5	6	7	8	9	AB	R	H	RBI	BB	SO	LOB	TOP							
21 Michael Bourn, L OBP: 0.367, SLG: 0.407										4	1	1	1	1	2	1								
8 Jeff Keppinger, R OBP: 0.334, SLG: 0.395										4	2	1	0	1	1	2								
17 Lance Berkman, S OBP: 0.406, SLG: 0.506										3	0	1	0	2	1	1								
45 Carlos Lee, R OBP: 0.354, SLG: 0.503										4	1	2	4	0	1	2								
10 Miguel Tejada, R OBP: 0.332, SLG: 0.432										4	0	1	0	0	3	2								
27 Geoff Blum, S OBP: 0.323, SLG: 0.386										4	0	1	0	0	3	3								
9 Hunter Pence, R OBP: 0.344, SLG: 0.468										3	0	1	0	1	0	2								
41 Chris Coste, R OBP: 0.315, SLG: 0.328										2	1	0	0	2	2	2								
44 Roy Oswalt, R OBP: 0.184, SLG: 0.130										1	0	0	0	0	1	1								
2 Darin Erstad, L OBP: 0.286, SLG: 0.361										1	0	0	0	0	1	1								
22 LaTroy Hawkins, R										0	0	0	0	0	0	0								
47 Jose Valverde, R										0	0	0	0	0	0	0								
<b>Inning Stats</b>	R: 0 E: 0 K: 3 S: 11	H: 0 LOB: 1 BB: 1 P: 22	R: 0 E: 0 K: 1 S: 6	H: 1 LOB: 0 BB: 0 P: 11	R: 3 E: 0 K: 2 S: 17	H: 2 LOB: 2 BB: 3 P: 33	R: 0 E: 0 K: 1 S: 9	H: 0 LOB: 1 BB: 2 P: 20	R: 2 E: 0 K: 2 S: 9	H: 2 LOB: 0 BB: 0 P: 12	R: 0 E: 0 K: 1 S: 9	H: 1 LOB: 2 BB: 1 P: 19	R: 0 E: 0 K: 1 S: 8	H: 1 LOB: 0 BB: 0 P: 12	R: 0 E: 0 K: 2 S: 10	H: 1 LOB: 1 BB: 0 P: 15	R: 0 E: 0 K: 2 S: 9	H: 0 LOB: 0 BB: 0 P: 14	1B: 6 2B: 1 3B: 0 HR: 1	SF: 0 SAC: 2 DP: 2 HBP: 0	WP: 0 PB: 0 SB: 0 CS: 1	PA: 39		
<b>PITCHER</b>	IP ERA WHIP	WLS LOB	BF H R ER SO	H R ER SO	BB IBB HBP BLK WP HR S P ERA WHIP	BB IBB HBP BLK WP HR S P ERA WHIP	BB IBB HBP BLK WP HR S P ERA WHIP	BB IBB HBP BLK WP HR S P ERA WHIP	BB IBB HBP BLK WP HR S P ERA WHIP	BB IBB HBP BLK WP HR S P ERA WHIP	BB IBB HBP BLK WP HR S P ERA WHIP	BB IBB HBP BLK WP HR S P ERA WHIP	BB IBB HBP BLK WP HR S P ERA WHIP	BB IBB HBP BLK WP HR S P ERA WHIP	BB IBB HBP BLK WP HR S P ERA WHIP	BB IBB HBP BLK WP HR S P ERA WHIP	BB IBB HBP BLK WP HR S P ERA WHIP	BB IBB HBP BLK WP HR S P ERA WHIP	BB IBB HBP BLK WP HR S P ERA WHIP	BB IBB HBP BLK WP HR S P ERA WHIP	BB IBB HBP BLK WP HR S P ERA WHIP	BB IBB HBP BLK WP HR S P ERA WHIP	BB IBB HBP BLK WP HR S P ERA WHIP	BB IBB HBP BLK WP HR S P ERA WHIP

Houston Astros @ Chicago Cubs  
Wrigley Field, Chicago, IL  
Mon Aug 31 2009, 7:05 PM CDT  
Att: 36,990 - Clear - 61 F

AB	30
R	5
H	8
RBI	5
BB	7
SO	15
LOB	17



Batter	1	2	3	4	5	6	7	8	9	AB	R	H	RBI	BB	SO	LOB	BOTTOM							
2 Ryan Theriot, R OBP: 0.343, SLG: 0.392										4	0	2	1	0	0	1								
21 Milton Bradley, S OBP: 0.397, SLG: 0.415										4	0	0	0	0	0	2								
25 Derrek Lee, R OBP: 0.374, SLG: 0.545										3	1	1	1	1	1	1								
16 Aramis Ramirez, R OBP: 0.382, SLG: 0.536										4	0	0	0	0	0	3								
1 Kosuke Fukudome, L OBP: 0.385, SLG: 0.457										4	0	0	0	0	2	2								
5 Jake Fox, R OBP: 0.333, SLG: 0.530										4	0	0	0	0	1	1								
28 Jeff Baker, R OBP: 0.336, SLG: 0.463										4	1	2	0	0	1	0								
55 Koyie Hill, S OBP: 0.327, SLG: 0.350										4	1	1	1	0	0	1								
40 Rich Harden, L OBP: 0.220, SLG: 0.225										1	0	0	0	0	0	0								
17 Mike Fontenot, L OBP: 0.296, SLG: 0.392										1	0	0	0	0	0	1								
47 Aaron Heilman, R OBP: 0.286, SLG: 0.361										0	0	0	0	0	0	0								
27 Sam Fuld, L OBP: 0.294, SLG: 0.396										1	0	1	0	0	0	0								
63 Kevin Gregg, R										0	0	0	0	0	0	0								
43 John Grabow, L										0	0	0	0	0	0	0								
<b>Inning Stats</b>	R: 0 E: 0 K: 1 S: 8	H: 1 LOB: 1 BB: 0 P: 9	R: 0 E: 0 K: 0 S: 9	H: 0 LOB: 0 BB: 0 P: 15	R: 0 E: 0 K: 0 S: 8	H: 0 LOB: 0 BB: 0 P: 11	R: 0 E: 0 K: 1 S: 5	H: 0 LOB: 1 BB: 1 P: 10	R: 2 E: 0 K: 0 S: 12	H: 3 LOB: 1 BB: 0 P: 14	R: 0 E: 0 K: 1 S: 14	H: 0 LOB: 1 BB: 0 P: 19	R: 0 E: 0 K: 0 S: 12	H: 2 LOB: 1 BB: 0 P: 14	R: 1 E: 0 K: 0 S: 9	H: 1 LOB: 0 BB: 0 P: 15	R: 0 E: 0 K: 2 S: 9	H: 0 LOB: 0 BB: 0 P: 10	1B: 5 2B: 1 3B: 0 HR: 1	SF: 0 SAC: 0 DP: 1 HBP: 0	WP: 0 PB: 0 SB: 0 CS: 0	PA: 35		
<b>PITCHER</b>	IP ERA WHIP	WLS LOB	BF H R ER SO	H R ER SO	BB IBB HBP BLK WP HR S P ERA WHIP	BB IBB HBP BLK WP HR S P ERA WHIP	BB IBB HBP BLK WP HR S P ERA WHIP	BB IBB HBP BLK WP HR S P ERA WHIP	BB IBB HBP BLK WP HR S P ERA WHIP	BB IBB HBP BLK WP HR S P ERA WHIP	BB IBB HBP BLK WP HR S P ERA WHIP	BB IBB HBP BLK WP HR S P ERA WHIP	BB IBB HBP BLK WP HR S P ERA WHIP	BB IBB HBP BLK WP HR S P ERA WHIP	BB IBB HBP BLK WP HR S P ERA WHIP	BB IBB HBP BLK WP HR S P ERA WHIP	BB IBB HBP BLK WP HR S P ERA WHIP	BB IBB HBP BLK WP HR S P ERA WHIP	BB IBB HBP BLK WP HR S P ERA WHIP	BB IBB HBP BLK WP HR S P ERA WHIP	BB IBB HBP BLK WP HR S P ERA WHIP	BB IBB HBP BLK WP HR S P ERA WHIP	BB IBB HBP BLK WP HR S P ERA WHIP	BB IBB HBP BLK WP HR S P ERA WHIP

Houston Astros @ Chicago Cubs  
Wrigley Field, Chicago, IL  
Mon Aug 31 2009, 7:05 PM CDT  
Att: 36,990 - Clear - 61 F

AB	34
R	3
H	7
RBI	3
BB	1
SO	5
LOB	12

















Batter	1	2	3	4	5	6	7	8	9	AB	R	H	RBI	BB	SO	LOB	TOP					
1 Kosuke Fukudome, L (1, 8) OBP: 0.380, SLG: 0.449			B1-3		L7		K		P6	5	0	0	0	0	2	5	Chicago Cubs @ New York Mets Citi Field, Flushing, NY Fri Sep 04 2009, 7:10 PM EDT Att: 37,953 - Partly Cloudy - 76 F					
2 Ryan Theriot, R (1, 6) OBP: 0.337, SLG: 0.384	G3		K		K		L1-3			5	0	1	0	0	2	3						
21 Milton Bradley, S (1, 9) OBP: 0.394, SLG: 0.422	P5								E3	5	1	2	1	0	0	2						
16 Aramis Ramirez, R (1, 5) OBP: 0.378, SLG: 0.519		G6-3	P6						F4	5	0	0	0	0	2	5						
6 Micah Hoffpauir, L (1, 3) OBP: 0.278, SLG: 0.413		F7			F8			F8	K	4	0	0	0	0	0	1						
5 Jake Fox, R (9, PH) OBP: 0.330, SLG: 0.523						G6-3				1	0	0	0	0	1	3						
28 Jeff Baker, R (1, 4) OBP: 0.345, SLG: 0.463										3	0	3	1	1	0	0						
18 Geovany Soto, R (1, 2) OBP: 0.321, SLG: 0.371					F8			FC4-6		3	0	1	0	1	0	2						
27 Sam Fuld, L (1, 7) OBP: 0.408, SLG: 0.355					G4-3					2	1	1	0	2	0	1						
38 Carlos Zambrano, S (1, 1) ERA: 3.25					F8					2	0	0	0	0	1	3						
17 Mike Fontenot, L (7, PH) OBP: 0.280, SLG: 0.392										1	0	0	0	0	0	0						
37 Angel Guzman, R (7, 1) ERA: 3.94										0	0	0	0	0	0	0						
63 Kevin Gregg, R (8, 1) ERA: 4.33										0	0	0	0	0	0	0						
43 John Grabow, L (8, 1) ERA: 3.13										0	0	0	0	0	0	0						
64 Justin Berg, R (8, 1) ERA: 2.98										1	0	1	0	0	0	0						
24 Bobby Scales, S (9, PH) ERA: 2.98										0	0	0	0	0	0	0						
<b>Inning Stats</b>	R: 0 E: 0 K: 1 S: 8	H: 0 LOB: 0 BB: 0 P: 9	R: 0 E: 0 K: 1 S: 13	H: 2 LOB: 3 BB: 1 P: 24	R: 0 E: 0 K: 1 S: 8	H: 1 LOB: 1 BB: 0 P: 11	R: 0 E: 0 K: 0 S: 11	H: 0 LOB: 1 BB: 1 P: 18	R: 0 E: 0 K: 1 S: 7	H: 0 LOB: 0 BB: 0 P: 10	R: 0 E: 0 K: 1 S: 7	H: 0 LOB: 0 BB: 0 P: 13	R: 0 E: 0 K: 2 S: 15	H: 2 LOB: 3 BB: 1 P: 24	R: 1 E: 0 K: 1 S: 11	H: 2 LOB: 1 BB: 0 P: 17	R: 1 E: 1 K: 1 S: 14	H: 2 LOB: 3 BB: 1 P: 23	1B: 7 2B: 2 3B: 0 HR: 0	SF: 0 SAC: 0 DP: 0 HBP: 0	WP: 0 PB: 0 SB: 0 CS: 0	PA: 41
<b>PITCHER</b>	IP WLS BF H R ER SO BB IBB HBP BLK WP HR S P ERA WHIP																					
39 Bobby Parnell, R (1, 1) ERA: 3.25	7.0	29	5	0	0	7	3	0	0	0	0	0	0	69	109	0.00	1.143					
43 Brian Stokes, R (8, 1) ERA: 3.94	1.1	W	10	4	2	2	1	0	0	0	0	0	0	21	33	13.50	3.750					
75 Francisco Rodriguez, R (8, 1) ERA: 2.98	0.2	S	2	0	0	1	0	0	0	0	0	0	0	4	7	0.00	0.000					

AB	37
R	2
H	9
RBI	2
BB	4
SO	9
LOB	28



Batter	1	2	3	4	5	6	7	8	9	AB	R	H	RBI	BB	SO	LOB	BOTTOM			
16 Angel Pagán, S (1, 8) OBP: 0.344, SLG: 0.498	F8				F7		L4		K	5	0	1	0	0	1	2	Chicago Cubs @ New York Mets Citi Field, Flushing, NY Fri Sep 04 2009, 7:10 PM EDT Att: 37,953 - Partly Cloudy - 76 F			
1 Luis Castillo, S (1, 4) OBP: 0.400, SLG: 0.360	G4-3									4	1	2	0	1	0	2				
5 David Wright, R (1, 5) OBP: 0.415, SLG: 0.468	K		K							4	1	1	0	0	3	3				
28 Daniel Murphy, L (1, 3) OBP: 0.311, SLG: 0.394		G5-3								3	0	0	0	0	1	1				
17 Fernando Tatís, R (8, PH) OBP: 0.323, SLG: 0.422					K					1	1	1	1	0	0	0				
12 Jeff Francoeur, R (1, 9) OBP: 0.298, SLG: 0.405		K			P4					3	1	0	0	1	2	2				
19 Cory Sullivan, L (1, 7) OBP: 0.354, SLG: 0.424										2	2	2	2	2	0	0				
9 Omir Santos, R (1, 2) OBP: 0.301, SLG: 0.390		K			BB					4	0	1	2	0	1	4				
11 Anderson Hernandez, S (1, 6) OBP: 0.318, SLG: 0.329			G6-3		G3-1					4	0	1	1	0	0	0				
39 Bobby Parnell, R (1, 1) ERA: 3.8	6.0	25	3	1	1	7	2	1	0	0	0	0	0	0	0	0				
37 Angel Guzman, R (7, 1) ERA: 3.03	1.0	3	0	0	0	0	0	0	0	0	9	10	0.00	0.000						
63 Kevin Gregg, R (8, 1) ERA: 4.33	0.0	L	2	2	2	2	0	0	0	0	4	6	∞	∞						
43 John Grabow, L (8, 1) ERA: 3.13	0.0	5	4	3	3	0	0	1	0	0	7	16	∞	∞						
64 Justin Berg, R (8, 1) ERA: 2.98	1.0	3	0	0	0	1	0	0	0	0	6	6	0.00	0.000						
<b>Inning Stats</b>	R: 0 E: 0 K: 1 S: 7	H: 0 LOB: 0 BB: 0 P: 9	R: 1 E: 0 K: 2 S: 12	H: 1 LOB: 0 BB: 0 P: 17	R: 0 E: 0 K: 1 S: 14	H: 1 LOB: 2 BB: 1 P: 25	R: 0 E: 0 K: 1 S: 7	H: 0 LOB: 1 BB: 1 P: 14	R: 0 E: 0 K: 0 S: 4	H: 0 LOB: 0 BB: 0 P: 6	R: 0 E: 1 K: 2 S: 15	H: 1 LOB: 3 BB: 1 P: 26	R: 0 E: 0 K: 0 S: 9	H: 0 LOB: 0 BB: 0 P: 10	R: 5 E: 1 K: 1 S: 17	H: 6 LOB: 2 BB: 1 P: 28	1B: 8 2B: 0 3B: 0 HR: 1	SF: 0 SAC: 1 DP: 0 HBP: 0	WP: 2 PB: 0 SB: 0 CS: 0	PA: 38
<b>PITCHER</b>	IP WLS BF H R ER SO BB IBB HBP BLK WP HR S P ERA WHIP																			
38 Carlos Zambrano, R (1, 1) ERA: 3.8	6.0	25	3	1	1	7	2	1	0	0	0	0	0	0	0	0				
37 Angel Guzman, R (7, 1) ERA: 3.03	1.0	3	0	0	0	0	0	0	0	0	9	10	0.00	0.000						
63 Kevin Gregg, R (8, 1) ERA: 4.33	0.0	L	2	2	2	2	0	0	0	0	4	6	∞	∞						
43 John Grabow, L (8, 1) ERA: 3.13	0.0	5	4	3	3	0	0	1	0	0	7	16	∞	∞						
64 Justin Berg, R (8, 1) ERA: 2.98	1.0	3	0	0	0	1	0	0	0	0	6	6	0.00	0.000						

AB	33
R	6
H	9
RBI	6
BB	4
SO	8
LOB	14





Batter	1	2	3	4	5	6	7	8	9	AB	R	H	RBI	BB	SO	LOB	TOP					
1 Kosuke Fukudome, L (1.8) OBP: 0.380, SLG: 0.447										4	1	1	0	1	1	1	<p><b>Chicago Cubs @ New York Mets</b> Citi Field, Flushing, NY Sat Sep 05 2009, 1:10 PM EDT Att: 38,759 - Sunny - 81 F</p>					
2 Ryan Theriot, R (1.6) OBP: 0.335, SLG: 0.382										4	0	0	0	0	0	2						
25 Derrek Lee, R (1.3) OBP: 0.377, SLG: 0.565										4	3	3	3	0	1	0						
16 Aramis Ramirez, R (1.5) OBP: 0.376, SLG: 0.528										4	1	1	2	0	0	0						
21 Milton Bradley, S (1.9) OBP: 0.390, SLG: 0.417										4	0	0	0	0	0	2						
28 Jeff Baker, R (1.4) OBP: 0.348, SLG: 0.464										4	0	2	0	0	0	0						
49 Carlos Marmol, R (8.1)										0	0	0	0	0	0	0						
24 Bobby Scales, S (1.7) OBP: 0.295, SLG: 0.292										2	0	1	0	1	0	1						
32 Tom Gorzelanny, R (8.1) OBP: 0.292, SLG: 0.292										0	0	0	0	0	0	0						
47 Aaron Heilman, R (7.1) OBP: 0.292, SLG: 0.292										0	0	0	0	0	0	0						
43 John Grabow, L (7.1) OBP: 0.292, SLG: 0.292										0	0	0	0	0	0	0						
17 Mike Fontenot, L (8.4) OBP: 0.292, SLG: 0.292										1	0	0	0	0	1	0						
5 Mike Fontenot, L (8.4) OBP: 0.292, SLG: 0.292										0	0	0	0	0	0	0						
13 Andres Guzman, S (8.4) OBP: 0.298, SLG: 0.333										0	0	0	0	0	0	0						
55 Koyie Hill, S (1.2) OBP: 0.318, SLG: 0.335										4	0	0	0	0	2	4						
40 Rich Harden, L (1.1) OBP: 0.209, SLG: 0.214										2	0	0	0	0	2	0						
27 Sam Fuld, L (6.7) OBP: 0.410, SLG: 0.375										2	0	1	0	0	0	0						
<b>Inning Stats</b>	R: 0 H: 0 E: 0 K: 2 S: 9	H: 0 LOB: 0 BB: 0 P: 14	R: 0 H: 1 E: 0 K: 1 S: 13	H: 1 LOB: 2 BB: 1 P: 21	R: 0 H: 0 E: 0 K: 1 S: 8	H: 0 LOB: 0 BB: 1 P: 16	R: 2 H: 3 E: 0 K: 2 S: 17	H: 3 LOB: 1 BB: 0 P: 26	R: 2 H: 2 E: 0 K: 1 S: 11	H: 2 LOB: 0 BB: 0 P: 18	R: 0 H: 1 E: 0 K: 1 S: 7	H: 1 LOB: 1 BB: 0 P: 12	R: 0 H: 0 E: 0 K: 0 S: 6	H: 0 LOB: 0 BB: 0 P: 9	R: 1 H: 1 E: 0 K: 0 S: 9	H: 1 LOB: 0 BB: 0 P: 11	R: 0 H: 1 E: 0 K: 1 S: 10	H: 1 LOB: 0 BB: 0 P: 12	1B: 4 2B: 2 HR: 3	SF: 0 SAC: 0 DP: 0 HBP: 0	WP: 0 PB: 0 SB: 0 CS: 1	PA: 37
<b>PITCHER</b>	IP WLS BF H R ER SO BB IBB HBP BLK WP HR S P ERA WHIP	6.0 L 26 7 4 4 8 2 0 0 0 0 0 2 65 107 6.00 1.500	1.0 3 0 0 0 0 0 0 0 0 0 0 0 6 9 0.00 0.000	1.0 4 1 1 0 0 0 0 0 0 0 0 1 9 11 9.00 1.000	1.0 4 1 0 0 1 0 0 0 0 0 0 0 10 12 0.00 1.000	<b>PITCHER</b>																

AB	35
R	5
H	9
RBI	5
BB	2
SO	9
LOB	8



Batter	1	2	3	4	5	6	7	8	9	AB	R	H	RBI	BB	SO	LOB	BOTTOM						
16 Angel Pagán, S (1.8) OBP: 0.341, SLG: 0.492										5	0	1	0	0	3	5	<p><b>Chicago Cubs @ New York Mets</b> Citi Field, Flushing, NY Sat Sep 05 2009, 1:10 PM EDT Att: 38,759 - Sunny - 81 F</p>						
1 Luis Castillo, S (1.4) OBP: 0.400, SLG: 0.361										5	0	2	0	0	3	2							
5 David Wright, R (1.5) OBP: 0.413, SLG: 0.466										4	0	1	1	0	3	2							
28 Daniel Murphy, L (1.3) OBP: 0.308, SLG: 0.389										5	0	0	0	0	1	4							
12 Jeff Francoeur, R (1.9) OBP: 0.298, SLG: 0.404										4	0	1	0	0	0	1							
19 Cory Sullivan, L (1.7) OBP: 0.444, SLG: 0.455										2	2	1	1	2	0	1							
30 Josh Thole, L (1.2) OBP: 0.444, SLG: 0.556										4	0	2	0	0	0	2							
11 Anderson Hernandez, S (1.6) OBP: 0.320, SLG: 0.330										2	0	1	1	0	1	1							
6 Nick Evans, R (8. PH) OBP: 0.281, SLG: 0.377										1	0	0	0	0	0	1							
4 Wilson Valdez, R (7.6) OBP: 0.321, SLG: 0.298										0	0	0	0	1	0	0							
27 Nelson Figueroa, R (1.1) OBP: 0.333, SLG: 0.445										2	0	0	0	0	2	3							
36 Ken Takahashi, L (7.1) OBP: 0.333, SLG: 0.445										0	0	0	0	0	0	0							
17 Fernando Tatis, R (7. PH) OBP: 0.281, SLG: 0.377										1	1	1	0	0	0	0							
64 Elmer Dessens, R (8.1) OBP: 0.281, SLG: 0.377										0	0	0	0	0	0	0							
9 Omar Santos, R (8. PH) OBP: 0.300, SLG: 0.330										0	0	0	0	0	0	0							
18 Jeremy Reed, L (8. PH) OBP: 0.300, SLG: 0.330										0	0	0	0	0	0	0							
25 Pedro Feliciano, L (8.1) OBP: 0.300, SLG: 0.330										0	0	0	0	0	0	0							
<b>Inning Stats</b>	R: 0 H: 1 E: 0 K: 3 S: 11	H: 2 LOB: 1 BB: 0 P: 13	R: 1 H: 2 E: 0 K: 2 S: 13	H: 2 LOB: 0 BB: 0 P: 17	R: 0 H: 1 E: 0 K: 2 S: 13	H: 1 LOB: 1 BB: 0 P: 17	R: 1 H: 2 E: 0 K: 2 S: 23	H: 2 LOB: 1 BB: 1 P: 36	R: 0 H: 1 E: 0 K: 1 S: 13	H: 1 LOB: 1 BB: 0 P: 19	R: 0 H: 0 E: 0 K: 0 S: 8	H: 0 LOB: 0 BB: 1 P: 14	R: 1 H: 2 E: 0 K: 1 S: 14	H: 2 LOB: 1 BB: 0 P: 23	R: 0 H: 1 E: 0 K: 0 S: 17	H: 1 LOB: 3 BB: 2 P: 32	R: 0 H: 0 E: 0 K: 2 S: 11	H: 0 LOB: 0 BB: 0 P: 15	1B: 9 2B: 0 3B: 0 HR: 1	SF: 1 SAC: 0 DP: 1 HBP: 0	WP: 1 PB: 0 SB: 0 CS: 0	PA: 40	
<b>PITCHER</b>	IP WLS BF H R ER SO BB IBB HBP BLK WP HR S P ERA WHIP	5.0 H 23 7 2 1 10 1 0 0 0 0 0 0 8 14 0.00 1.000	1.0 H 3 0 0 0 0 1 0 0 0 0 0 0 8 21 13.50 3.000	0.2 H 4 2 1 1 1 0 0 0 0 0 1 0 12 21 0.00 2.000	1.0 H 5 1 0 0 0 1 0 0 0 0 0 0 11 19 0.00 2.000	1.1 S 5 0 0 0 2 1 0 0 0 0 0 0 19 30 0.00 0.750	<b>PITCHER</b>																

AB	35
R	3
H	10
RBI	3
BB	4
SO	13
LOB	22





Batter	1	2	3	4	5	6	7	8	9	AB	R	H	RBI	BB	SO	LOB	TOP								
27 Sam Fuld, L (1, 8) OBP: 0.402, SLG: 0.368	 1B		 2		 3			 1		4	0	1	0	0	1	1	Chicago Cubs @ New York Mets Citi Field, Flushing, NY Sun Sep.06 2009, 1:10 PM EDT Att: 39,593 - Partly Cloudy - 71 F								
24 Bobby Seales, S (1, 7) OBP: 0.335, SLG: 0.462	 1		 3			 1		 2		4	0	0	0	0	0	1									
25 Derrek Lee, R (1, 3) OBP: 0.376, SLG: 0.561	 2			 1		 2		 3		3	0	0	0	1	2	1									
16 Aramis Ramirez, R (1, 5) OBP: 0.370, SLG: 0.519	 3			 2		 2			 1	4	0	0	0	0	2	2									
21 Milton Bradley, S (1, 9) OBP: 0.389, SLG: 0.415	 1B			 3		 3			 2	4	0	1	0	0	1	1									
28 Jeff Baker, R (1, 4) OBP: 0.333, SLG: 0.461	 1				 1B			 1		3	2	1	0	1	0	1									
18 Geovany Soto, R (1, 2) OBP: 0.323, SLG: 0.380	 2				 2B			 2		4	0	2	2	0	0	1									
13 Andrés Blanco, S (1, 6) OBP: 0.299, SLG: 0.343	 3				 1			 2B		3	0	1	0	0	0	2									
63 Kevin Gregg, R (7, 1) OBP: 0.286, SLG: 0.231	 3				 2B			 3		0	0	0	0	0	0	0									
45 Sean Marshall, L (7, 1) OBP: 0.276, SLG: 0.411	 3				 2			 3		1	0	0	0	0	0	1									
1 Kosuke Fukudome, L (9, PH) OBP: 0.379, SLG: 0.446	 1							 3		2	0	0	0	0	0	1									
36 Randy Wells, R (1, 1) OBP: 0.214, SLG: 0.225								 3		1	0	0	0	0	0	1									
6 Micah Hoffpauir, L (7, PH) OBP: 0.276, SLG: 0.411								 3		0	0	0	0	0	0	0									
7 Aaron Miles, S (7, 6) OBP: 0.217, SLG: 0.235								 3		0	0	0	0	0	0	0									
<b>Inning Stats</b>	R: 0 H: 1 E: 1 K: 1 S: 8	H: 1 LOB: 1 BB: 0 P: 11	R: 0 H: 0 E: 0 K: 0 S: 8	H: 1 LOB: 1 BB: 0 P: 13	R: 0 H: 0 E: 0 K: 1 S: 6	H: 0 LOB: 0 BB: 0 P: 7	R: 0 H: 0 E: 0 K: 2 S: 10	H: 0 LOB: 0 BB: 0 P: 12	R: 1 H: 2 E: 0 K: 0 S: 9	H: 2 LOB: 1 BB: 0 P: 13	R: 0 H: 0 E: 0 K: 0 S: 6	H: 0 LOB: 1 BB: 0 P: 10	R: 0 H: 1 E: 0 K: 0 S: 13	H: 1 LOB: 1 BB: 0 P: 25	R: 0 H: 0 E: 0 K: 1 S: 10	H: 0 LOB: 0 BB: 0 P: 14	R: 1 H: 1 E: 0 K: 1 S: 12	H: 1 LOB: 1 BB: 1 P: 23	1B: 3 2B: 3 3B: 0 HR: 0	SF: 0 SAC: 0 DP: 0 HBP: 0	WP: 0 PB: 0 SB: 0 CS: 0	PA: 35			
<b>PITCHER</b>	IP WLS BF H R ER SO BB IBB HBP BLK WP HR S P ERA WHIP	IP WLS BF H R ER SO BB IBB HBP BLK WP HR S P ERA WHIP	IP WLS BF H R ER SO BB IBB HBP BLK WP HR S P ERA WHIP	IP WLS BF H R ER SO BB IBB HBP BLK WP HR S P ERA WHIP	IP WLS BF H R ER SO BB IBB HBP BLK WP HR S P ERA WHIP	IP WLS BF H R ER SO BB IBB HBP BLK WP HR S P ERA WHIP	IP WLS BF H R ER SO BB IBB HBP BLK WP HR S P ERA WHIP	IP WLS BF H R ER SO BB IBB HBP BLK WP HR S P ERA WHIP	IP WLS BF H R ER SO BB IBB HBP BLK WP HR S P ERA WHIP	IP WLS BF H R ER SO BB IBB HBP BLK WP HR S P ERA WHIP	IP WLS BF H R ER SO BB IBB HBP BLK WP HR S P ERA WHIP	IP WLS BF H R ER SO BB IBB HBP BLK WP HR S P ERA WHIP	IP WLS BF H R ER SO BB IBB HBP BLK WP HR S P ERA WHIP	IP WLS BF H R ER SO BB IBB HBP BLK WP HR S P ERA WHIP	IP WLS BF H R ER SO BB IBB HBP BLK WP HR S P ERA WHIP	IP WLS BF H R ER SO BB IBB HBP BLK WP HR S P ERA WHIP	IP WLS BF H R ER SO BB IBB HBP BLK WP HR S P ERA WHIP	IP WLS BF H R ER SO BB IBB HBP BLK WP HR S P ERA WHIP	IP WLS BF H R ER SO BB IBB HBP BLK WP HR S P ERA WHIP	IP WLS BF H R ER SO BB IBB HBP BLK WP HR S P ERA WHIP	IP WLS BF H R ER SO BB IBB HBP BLK WP HR S P ERA WHIP	IP WLS BF H R ER SO BB IBB HBP BLK WP HR S P ERA WHIP	IP WLS BF H R ER SO BB IBB HBP BLK WP HR S P ERA WHIP	IP WLS BF H R ER SO BB IBB HBP BLK WP HR S P ERA WHIP	IP WLS BF H R ER SO BB IBB HBP BLK WP HR S P ERA WHIP

Chicago Cubs @ New York Mets  
Citi Field, Flushing, NY  
Sun Sep.06 2009, 1:10 PM EDT  
Att: 39,593 - Partly Cloudy - 71 F

AB 33  
R 2  
H 6  
RBI 2  
BB 2  
SO 6  
LOB 13



Batter	1	2	3	4	5	6	7	8	9	AB	R	H	RBI	BB	SO	LOB	BOTTOM								
16 Angel Pagán, S (1, 8) OBP: 0.342, SLG: 0.490	 1B		 2		 2		 1B	 3		5	0	2	0	0	1	1	Chicago Cubs @ New York Mets Citi Field, Flushing, NY Sun Sep.06 2009, 1:10 PM EDT Att: 39,593 - Partly Cloudy - 71 F								
1 Luis Castillo, S (1, 4) OBP: 0.399, SLG: 0.361	 1		 3		 2		 1		3	1	1	0	0	1	2										
5 David Wright, R (1, 5) OBP: 0.416, SLG: 0.462	 2			 1	 1B		 2		4	1	0	0	0	0	4										
28 Daniel Murphy, L (1, 3) OBP: 0.311, SLG: 0.404	 3			 1	 1B		 3B		4	1	3	4	0	0	1										
12 Jeff Francoeur, R (1, 9) OBP: 0.297, SLG: 0.401	 1			 2	 3		 BB		3	0	0	0	1	1	2										
19 Cory Sullivan, L (1, 7) OBP: 0.364, SLG: 0.448	 2			 1B		 1	 3		4	0	1	0	0	1	2										
23 Brian Schneider, L (1, 2) OBP: 0.274, SLG: 0.318	 1B			 1B		 2		 1		3	0	2	0	0	0										
17 Fernando Tatis, R (8, PH) OBP: 0.324, SLG: 0.423	 1B			 1B		 2		 1		1	0	0	0	0	1										
9 Omir Santos, R (9, 2) OBP: 0.301, SLG: 0.390	 1B			 3		 3		 1B		4	0	1	0	0	0	3									
11 Anderson Hernandez, S (1, 6) OBP: 0.319, SLG: 0.329	 3			 3		 1		 2		3	1	1	0	0	1										
34 Mike Pelfrey, R (1, 1) OBP: 0.143, SLG: 0.130				 1		 1		 1B		1	0	0	0	0	1										
6 Nick Evans, R (8, PH) OBP: 0.370				 1		 1		 2		0	0	0	0	0	0										
75 Francisco Rodríguez, R (9, 1) ERA: 4.57				 1		 1		 2		0	0	0	0	0	0										
<b>Inning Stats</b>	R: 0 H: 1 E: 0 K: 0 S: 5	H: 1 LOB: 1 BB: 0 P: 10	R: 0 H: 1 E: 0 K: 1 S: 11	H: 1 LOB: 1 BB: 0 P: 18	R: 0 H: 0 E: 0 K: 1 S: 9	H: 0 LOB: 0 BB: 0 P: 13	R: 1 H: 3 E: 0 K: 0 S: 10	H: 3 LOB: 2 BB: 0 P: 16	R: 1 H: 2 E: 1 K: 0 S: 18	H: 2 LOB: 2 BB: 0 P: 28	R: 0 H: 0 E: 0 K: 0 S: 6	H: 0 LOB: 0 BB: 0 P: 9	R: 2 H: 3 E: 0 K: 2 S: 23	H: 3 LOB: 1 BB: 1 P: 39	R: 0 H: 1 E: 0 K: 3 S: 12	H: 1 LOB: 1 BB: 0 P: 15	1B: 9 2B: 0 3B: 1 HR: 1	SF: 0 SAC: 1 DP: 0 HBP: 0	WP: 1 PB: 0 SB: 1 CS: 0	PA: 37					
<b>PITCHER</b>	IP WLS BF H R ER SO BB IBB HBP BLK WP HR S P ERA WHIP	IP WLS BF H R ER SO BB IBB HBP BLK WP HR S P ERA WHIP	IP WLS BF H R ER SO BB IBB HBP BLK WP HR S P ERA WHIP	IP WLS BF H R ER SO BB IBB HBP BLK WP HR S P ERA WHIP	IP WLS BF H R ER SO BB IBB HBP BLK WP HR S P ERA WHIP	IP WLS BF H R ER SO BB IBB HBP BLK WP HR S P ERA WHIP	IP WLS BF H R ER SO BB IBB HBP BLK WP HR S P ERA WHIP	IP WLS BF H R ER SO BB IBB HBP BLK WP HR S P ERA WHIP	IP WLS BF H R ER SO BB IBB HBP BLK WP HR S P ERA WHIP	IP WLS BF H R ER SO BB IBB HBP BLK WP HR S P ERA WHIP	IP WLS BF H R ER SO BB IBB HBP BLK WP HR S P ERA WHIP	IP WLS BF H R ER SO BB IBB HBP BLK WP HR S P ERA WHIP	IP WLS BF H R ER SO BB IBB HBP BLK WP HR S P ERA WHIP	IP WLS BF H R ER SO BB IBB HBP BLK WP HR S P ERA WHIP	IP WLS BF H R ER SO BB IBB HBP BLK WP HR S P ERA WHIP	IP WLS BF H R ER SO BB IBB HBP BLK WP HR S P ERA WHIP	IP WLS BF H R ER SO BB IBB HBP BLK WP HR S P ERA WHIP	IP WLS BF H R ER SO BB IBB HBP BLK WP HR S P ERA WHIP	IP WLS BF H R ER SO BB IBB HBP BLK WP HR S P ERA WHIP	IP WLS BF H R ER SO BB IBB HBP BLK WP HR S P ERA WHIP	IP WLS BF H R ER SO BB IBB HBP BLK WP HR S P ERA WHIP	IP WLS BF H R ER SO BB IBB HBP BLK WP HR S P ERA WHIP	IP WLS BF H R ER SO BB IBB HBP BLK WP HR S P ERA WHIP	IP WLS BF H R ER SO BB IBB HBP BLK WP HR S P ERA WHIP	IP WLS BF H R ER SO BB IBB HBP BLK WP HR S P ERA WHIP

Chicago Cubs @ New York Mets  
Citi Field, Flushing, NY  
Sun Sep.06 2009, 1:10 PM EDT  
Att: 39,593 - Partly Cloudy - 71 F

AB 35  
R 4  
H 11  
RBI 4  
BB 1  
SO 7  
LOB 16













Batter	1	2	3	4	5	6	7	8	9	AB	R	H	RBI	BB	SO	LOB	TOP						
1 Kosuke Fukudome, L (1, 8) OBP: 0.379, SLG: 0.442										5	2	0	1	1	1								
2 Ryan Theriot, R (1, 6) OBP: 0.337, SLG: 0.382										4	0	2	1	1	0	1							
25 Derrek Lee, R (1, 3) OBP: 0.379, SLG: 0.571										4	2	1	0	1	0	5							
6 Micah Hoffpauir, L (1, 9) OBP: 0.288, SLG: 0.450										2	3	2	2	2	0	0							
28 Jeff Baker, R (1, 5) OBP: 0.365, SLG: 0.457										2	0	0	1	1	2	3							
17 Mike Fontenot, L (1, 4) OBP: 0.296, SLG: 0.373										4	0	2	1	1	0	3							
24 Bobby Seales, S (1, 7) OBP: 0.222, SLG: 0.436										4	0	1	1	0	2	4							
27 Sam Fuld, L (7, 7) OBP: 0.398, SLG: 0.362										1	0	0	0	0	0	2							
55 Koyie Hill, S (1, 2) OBP: 0.319, SLG: 0.335										5	1	2	2	0	1	2							
38 Carlos Zambrano, S (1, 1) OBP: 0.230, SLG: 0.467										4	0	0	0	0	2	3							
43 John Grabow, L (7, 1) OBP: 0.222, SLG: 0.240										0	0	0	0	0	0	0							
63 Kevin Gregg, R (8, 1) OBP: 0.222, SLG: 0.240										1	0	1	0	0	0	0							
7 Aaron Miles, S (9, PH) OBP: 0.222, SLG: 0.240										0	0	0	0	0	0	0							
49 Carlos Marmol, R (9, 1) OBP: 0.222, SLG: 0.240										0	0	0	0	0	0	0							
<b>Inning Stats</b>	R: 1 E: 0 K: 0 S: 16	H: 1 LOB: 2 BB: 2 P: 30	R: 1 E: 0 K: 2 S: 13	H: 2 LOB: 2 BB: 1 P: 19	R: 1 E: 0 K: 1 S: 8	H: 1 LOB: 1 BB: 1 P: 18	R: 0 E: 0 K: 0 S: 9	H: 0 LOB: 1 BB: 1 P: 17	R: 1 E: 0 K: 0 S: 14	H: 2 LOB: 1 BB: 1 P: 24	R: 0 E: 0 K: 1 S: 8	H: 0 LOB: 0 BB: 0 P: 11	R: 2 E: 0 K: 3 S: 20	H: 3 LOB: 2 BB: 1 P: 32	R: 2 E: 0 K: 0 S: 10	H: 3 LOB: 2 BB: 0 P: 14	R: 0 E: 0 K: 1 S: 8	H: 1 LOB: 0 BB: 0 P: 10	1B: 10 2B: 2 3B: 0 HR: 1	SF: 2 SAC: 0 DP: 2 HBP: 1	WP: 0 PB: 0 SB: 1 CS: 0	PA: 46	
<b>PITCHER</b>	IP WLS BF H R ER SO BB IBB HBP BLK WP HR S P ERA WHIP	IP WLS BF H R ER SO BB IBB HBP BLK WP HR S P ERA WHIP	IP WLS BF H R ER SO BB IBB HBP BLK WP HR S P ERA WHIP	IP WLS BF H R ER SO BB IBB HBP BLK WP HR S P ERA WHIP	IP WLS BF H R ER SO BB IBB HBP BLK WP HR S P ERA WHIP	IP WLS BF H R ER SO BB IBB HBP BLK WP HR S P ERA WHIP	IP WLS BF H R ER SO BB IBB HBP BLK WP HR S P ERA WHIP	IP WLS BF H R ER SO BB IBB HBP BLK WP HR S P ERA WHIP	IP WLS BF H R ER SO BB IBB HBP BLK WP HR S P ERA WHIP	IP WLS BF H R ER SO BB IBB HBP BLK WP HR S P ERA WHIP	IP WLS BF H R ER SO BB IBB HBP BLK WP HR S P ERA WHIP	IP WLS BF H R ER SO BB IBB HBP BLK WP HR S P ERA WHIP	IP WLS BF H R ER SO BB IBB HBP BLK WP HR S P ERA WHIP	IP WLS BF H R ER SO BB IBB HBP BLK WP HR S P ERA WHIP	IP WLS BF H R ER SO BB IBB HBP BLK WP HR S P ERA WHIP	IP WLS BF H R ER SO BB IBB HBP BLK WP HR S P ERA WHIP	IP WLS BF H R ER SO BB IBB HBP BLK WP HR S P ERA WHIP	IP WLS BF H R ER SO BB IBB HBP BLK WP HR S P ERA WHIP	IP WLS BF H R ER SO BB IBB HBP BLK WP HR S P ERA WHIP	IP WLS BF H R ER SO BB IBB HBP BLK WP HR S P ERA WHIP	IP WLS BF H R ER SO BB IBB HBP BLK WP HR S P ERA WHIP	IP WLS BF H R ER SO BB IBB HBP BLK WP HR S P ERA WHIP	IP WLS BF H R ER SO BB IBB HBP BLK WP HR S P ERA WHIP

Chicago Cubs @ Pittsburgh Pirates  
PNC Park, Pittsburgh, PA  
Wed Sep 09 2009, 12:35 PM EDT  
Att: 10,899 - Partly Cloudy - 72 F

AB 36  
R 8  
H 13  
RBI 8  
BB 7  
SO 8  
LOB 24



Batter	1	2	3	4	5	6	7	8	9	AB	R	H	RBI	BB	SO	LOB	BOTTOM
22 Andrew McCutchen, R (1, 8) OBP: 0.356, SLG: 0.471										4	0	1	2	1	1	0	
24 Delwyn Young, S (1, 4) OBP: 0.329, SLG: 0.386										4	0	0	0	1	2	2	
46 Garrett Jones, L (1, 9) OBP: 0.366, SLG: 0.607										4	0	1	0	0	1	1	
44 Brandon Moss, L (1, 7) OBP: 0.307, SLG: 0.387										3	1	0	0	1	2	3	
51 Steve Pearce, R (1, 3) OBP: 0.312, SLG: 0.392										2	0	0	0	2	1	2	
18 Neil Walker, S (1, 5) OBP: 0.267, SLG: 0.214										4	2	1	0	0	2	3	
5 Ronny Cedeno, R (1, 6) OBP: 0.260, SLG: 0.353										4	1	3	3	0	1	0	
35 Jason Jaramillo, S (1, 2) OBP: 0.317, SLG: 0.372										4	1	0	0	0	1	4	
25 Kevin Hart, R (1, 1) OBP: 0.244, SLG: 0.200										1	0	0	0	0	0	2	
27 Jeff Karstens, R (6, 1) OBP: 0.196, SLG: 0.099										0	0	0	0	0	0	0	
54 Denny Bautista, R (8, 1) OBP: 0.267, SLG: 0.214										0	0	0	0	0	0	0	
15 Andy LaRoche, R (9, PH) OBP: 0.207, SLG: 0.214										1	0	0	0	0	0	0	
<b>Inning Stats</b>	R: 0 E: 0 K: 2 S: 10	H: 0 LOB: 1 BB: 1 P: 17	R														



Batter	1	2	3	4	5	6	7	8	9	AB	R	H	RBI	BB	SO	LOB	TOP							
6 Drew Stubbs, R OBP: 0.306, SLG: 0.440										3	1	1	0	2	1	2	<b>Cincinnati Reds @ Chicago Cubs</b> Wrigley Field, Chicago, IL Fri Sep 11 2009, 1:20 PM CDT Att: 39,881 - Sunny - 72 F							
7 Paul Janish, R OBP: 0.294, SLG: 0.287										3	0	0	0	2	1	3								
19 Joey Votto, L OBP: 0.393, SLG: 0.523										5	1	2	1	0	3	4								
4 Brandon Phillips, R OBP: 0.330, SLG: 0.453										4	1	1	0	1	2	4								
27 Scott Rolen, R OBP: 0.367, SLG: 0.455										3	0	0	0	1	2	4								
31 Jonny Gomes, R OBP: 0.349, SLG: 0.563										4	1	1	3	0	0	5								
16 Danell McDonald, R OBP: 0.259, SLG: 0.316										4	0	0	0	0	0	0								
30 Craig Tatum, R OBP: 0.268, SLG: 0.238										3	0	1	0	0	0	0								
51 Jared Burton, L										0	0	0	0	0	0	0								
52 Daniel Herrera, L										1	0	0	0	0	1	0								
60 Kevin Barker, L OBP: 0.333, SLG: 0.435										2	0	0	0	0	1	0								
40 Nick Masset, R										0	0	0	0	0	0	0								
62 Justin Lehr, R OBP: 0.176, SLG: 0.188										1	0	0	0	0	1	0								
29 Ryan Hanigan, R OBP: 0.364, SLG: 0.328										2	0	0	0	0	1	0								
<b>Inning Stats</b>	R: 0 E: 0 K: 2 S: 21	H: 0 LOB: 3 BB: 3 P: 40	R: 0 E: 0 K: 1 S: 7	H: 0 LOB: 0 BB: 0 P: 12	R: 1 E: 0 K: 1 S: 15	H: 1 LOB: 2 BB: 2 P: 28	R: 0 E: 0 K: 2 S: 16	H: 1 LOB: 2 BB: 0 P: 23	R: 3 E: 0 K: 0 S: 19	H: 3 LOB: 0 BB: 0 P: 26	R: 0 E: 0 K: 0 S: 11	H: 0 LOB: 0 BB: 0 P: 18	R: 0 E: 0 K: 3 S: 11	H: 0 LOB: 0 BB: 0 P: 16	R: 0 E: 0 K: 1 S: 9	H: 0 LOB: 0 BB: 0 P: 17	R: 0 E: 0 K: 2 S: 16	H: 1 LOB: 2 BB: 1 P: 27	1B: 5 2B: 0 3B: 0 HR: 1	SF: 0 SAC: 1 DP: 0 HBP: 0	WP: 2 PB: 0 SB: 3 CS: 0	PA: 40		
<b>PITCHER</b>	IP WLS BF H R ER SO BB IBB HBP BLK WP HR S P ERA WHIP	IP WLS BF H R ER SO BB IBB HBP BLK WP HR S P ERA WHIP	IP WLS BF H R ER SO BB IBB HBP BLK WP HR S P ERA WHIP	IP WLS BF H R ER SO BB IBB HBP BLK WP HR S P ERA WHIP	IP WLS BF H R ER SO BB IBB HBP BLK WP HR S P ERA WHIP	IP WLS BF H R ER SO BB IBB HBP BLK WP HR S P ERA WHIP	IP WLS BF H R ER SO BB IBB HBP BLK WP HR S P ERA WHIP	IP WLS BF H R ER SO BB IBB HBP BLK WP HR S P ERA WHIP	IP WLS BF H R ER SO BB IBB HBP BLK WP HR S P ERA WHIP	IP WLS BF H R ER SO BB IBB HBP BLK WP HR S P ERA WHIP	IP WLS BF H R ER SO BB IBB HBP BLK WP HR S P ERA WHIP	IP WLS BF H R ER SO BB IBB HBP BLK WP HR S P ERA WHIP	IP WLS BF H R ER SO BB IBB HBP BLK WP HR S P ERA WHIP	IP WLS BF H R ER SO BB IBB HBP BLK WP HR S P ERA WHIP	IP WLS BF H R ER SO BB IBB HBP BLK WP HR S P ERA WHIP	IP WLS BF H R ER SO BB IBB HBP BLK WP HR S P ERA WHIP	IP WLS BF H R ER SO BB IBB HBP BLK WP HR S P ERA WHIP	IP WLS BF H R ER SO BB IBB HBP BLK WP HR S P ERA WHIP	IP WLS BF H R ER SO BB IBB HBP BLK WP HR S P ERA WHIP	IP WLS BF H R ER SO BB IBB HBP BLK WP HR S P ERA WHIP	IP WLS BF H R ER SO BB IBB HBP BLK WP HR S P ERA WHIP	IP WLS BF H R ER SO BB IBB HBP BLK WP HR S P ERA WHIP	IP WLS BF H R ER SO BB IBB HBP BLK WP HR S P ERA WHIP	IP WLS BF H R ER SO BB IBB HBP BLK WP HR S P ERA WHIP

**Cincinnati Reds @ Chicago Cubs**  
 Wrigley Field, Chicago, IL  
 Fri Sep 11 2009, 1:20 PM CDT  
 Att: 39,881 - Sunny - 72 F

AB	33
R	4
H	6
RBI	4
BB	6
SO	12
LOB	22



Batter	1	2	3	4	5	6	7	8	9	AB	R	H	RBI	BB	SO	LOB	BOTTOM							
1 Kosuke Fukudome, L OBP: 0.380, SLG: 0.440										2	1	0	0	2	0	0	<b>Cincinnati Reds @ Chicago Cubs</b> Wrigley Field, Chicago, IL Fri Sep 11 2009, 1:20 PM CDT Att: 39,881 - Sunny - 72 F							
21 Milton Bradley, S OBP: 0.387, SLG: 0.412										4	1	1	0	0	1	2								
25 Derrek Lee, R OBP: 0.378, SLG: 0.570										4	1	1	0	0	0	1								
16 Aramis Ramirez, R OBP: 0.375, SLG: 0.518										3	2	3	3	0	0	0								
6 Micah Hoffpauir, L OBP: 0.289, SLG: 0.446										2	0	0	0	1	0	2								
47 Aaron Heilman, R										0	0	0	0	0	0	0								
33 Esmalin Caridad, R										0	0	0	0	0	0	0								
24 Bobby Seales, S										1	0	1	1	0	0	0								
49 Carlos Marmol, R										0	0	0	0	0	0	0								
28 Jeff Baker, R OBP: 0.357, SLG: 0.445										4	0	0	0	0	1	3								
18 Geovany Soto, R OBP: 0.326, SLG: 0.394										3	1	1	2	0	0	1								
55 Koyie Hill, S										0	0	0	0	0	0	0								
2 Ryan Theriot, R OBP: 0.335, SLG: 0.379										3	0	0	0	0	0	1								
40 Rich Harden, L OBP: 0.205, SLG: 0.209										1	0	0	0	0	0	0								
7 Aaron Miles, S										1	0	0	0	0	0	0								
44 Jeff Stevens, R										0	0	0	0	0	0	0								
27 Sam Fuld, L OBP: 0.393, SLG: 0.357										1	0	0	0	0	0	0								
<b>Inning Stats</b>	R: 0 E: 0 K: 0 S: 6	H: 0 LOB: 1 BB: 1 P: 13	R: 1 E: 0 K: 0 S: 7	H: 0 LOB: 1 BB: 1 P: 15	R: 2 E: 0 K: 0 S: 13	H: 3 LOB: 0 BB: 0 P: 19	R: 1 E: 0 K: 0 S: 10	H: 1 LOB: 0 BB: 0 P: 14	R: 1 E: 0 K: 1 S: 14	H: 1 LOB: 1 BB: 1 P: 24	R: 0 E: 0 K: 0 S: 7	H: 0 LOB: 0 BB: 0 P: 11	R: 0 E: 0 K: 0 S: 6	H: 0 LOB: 0 BB: 0 P: 7	R: 1 E: 0 K: 1 S: 14	H: 2 LOB: 1 BB: 0 P: 19	R: 0 E: 0 K: 1 S: 14	H: 0 LOB: 0 BB: 0 P: 19	1B: 4 2B: 2 3B: 0 HR: 1	SF: 1 SAC: 0 DP: 1 HBP: 1	WP: 1 PB: 0 SB: 1 CS: 0	PA: 34		
<b>PITCHER</b>	IP WLS BF H R ER SO BB IBB HBP BLK WP HR S P ERA WHIP	IP WLS BF H R ER SO BB IBB HBP BLK WP HR S P ERA WHIP	IP WLS BF H R ER SO BB IBB HBP BLK WP HR S P ERA WHIP	IP WLS BF H R ER SO BB IBB HBP BLK WP HR S P ERA WHIP	IP WLS BF H R ER SO BB IBB HBP BLK WP HR S P ERA WHIP	IP WLS BF H R ER SO BB IBB HBP BLK WP HR S P ERA WHIP	IP WLS BF H R ER SO BB IBB HBP BLK WP HR S P ERA WHIP	IP WLS BF H R ER SO BB IBB HBP BLK WP HR S P ERA WHIP	IP WLS BF H R ER SO BB IBB HBP BLK WP HR S P ERA WHIP	IP WLS BF H R ER SO BB IBB HBP BLK WP HR S P ERA WHIP	IP WLS BF H R ER SO BB IBB HBP BLK WP HR S P ERA WHIP	IP WLS BF H R ER SO BB IBB HBP BLK WP HR S P ERA WHIP	IP WLS BF H R ER SO BB IBB HBP BLK WP HR S P ERA WHIP	IP WLS BF H R ER SO BB IBB HBP BLK WP HR S P ERA WHIP	IP WLS BF H R ER SO BB IBB HBP BLK WP HR S P ERA WHIP	IP WLS BF H R ER SO BB IBB HBP BLK WP HR S P ERA WHIP	IP WLS BF H R ER SO BB IBB HBP BLK WP HR S P ERA WHIP	IP WLS BF H R ER SO BB IBB HBP BLK WP HR S P ERA WHIP	IP WLS BF H R ER SO BB IBB HBP BLK WP HR S P ERA WHIP	IP WLS BF H R ER SO BB IBB HBP BLK WP HR S P ERA WHIP	IP WLS BF H R ER SO BB IBB HBP BLK WP HR S P ERA WHIP	IP WLS BF H R ER SO BB IBB HBP BLK WP HR S P ERA WHIP	IP WLS BF H R ER SO BB IBB HBP BLK WP HR S P ERA WHIP	IP WLS BF H R ER SO BB IBB HBP BLK WP HR S P ERA WHIP

**Cincinnati Reds @ Chicago Cubs**  
 Wrigley Field, Chicago, IL  
 Fri Sep 11 2009, 1:20 PM CDT  
 Att: 39,881 - Sunny - 72 F

AB	29
R	6
H	7
RBI	6
BB	3
SO	2
LOB	10









Batter	1	2	3	4	5	6	7	8	9	AB	R	H	RBI	BB	SO	LOB	TOP				
6 Drew Stubbs, R OBP: 0.303, SLG: 0.423	F8		P4		G3		1B		1B	5	0	2	2	0	0	0	<b>Cincinnati Reds @ Chicago Cubs</b> Wrigley Field, Chicago, IL Sun Sep 13 2009, 1:20 PM CDT Att: 39,805 - Sunny - 72 F				
7 Paul Janish, R OBP: 0.298, SLG: 0.299	P4		2B		2B		G5-4-3		K	5	0	2	0	0	1	2					
19 Joey Votto, L OBP: 0.391, SLG: 0.516	1B		BB		G4-3				K	3	0	1	0	1	1	1					
4 Brandon Phillips, R OBP: 0.332, SLG: 0.452	1B		K		F9				K	4	0	1	0	0	2	3					
27 Scott Rolen, R OBP: 0.366, SLG: 0.453	F7				2B				G5-3	4	0	1	0	0	0	2					
31 Jonny Gomes, R OBP: 0.345, SLG: 0.547	K		F9		P2				G5-3	4	0	0	0	0	1	1					
16 Danell McDonald, R OBP: 0.270, SLG: 0.353	K		P4		2B				2B	4	1	2	0	0	1	1					
29 Ryan Hanigan, R OBP: 0.363, SLG: 0.325	K								2B	2	0	0	0	1	2	1					
51 Jared Burton, R									2B	0	0	0	0	0	0	0					
46 Carlos Fisher, R									2B	0	0	0	0	0	0	0					
23 Adam Rosales, R OBP: 0.294, SLG: 0.311					IBB				2B	1	1	1	0	0	0	0					
34 Homer Bailey, R OBP: 0.069, SLG: 0.069			K		K				F8	2	0	0	0	0	2	2					
50 Pedro Viola, R										0	0	0	0	0	0	0					
37 Corky Miller, R OBP: 0.256, SLG: 0.211										2	0	0	0	0	0	2					
<b>Inning Stats</b>	R: 0 E: 1 K: 0 S: 16	H: 2 LOB: 2 BB: 0 P: 26	R: 0 E: 0 K: 3 S: 10	H: 0 LOB: 0 BB: 0 P: 13	R: 0 E: 0 K: 2 S: 16	H: 1 LOB: 2 BB: 1 P: 22	R: 0 E: 0 K: 1 S: 10	H: 1 LOB: 1 BB: 0 P: 18	R: 0 E: 0 K: 1 S: 18	H: 1 LOB: 1 BB: 0 P: 27	R: 0 E: 0 K: 2 S: 10	H: 0 LOB: 0 BB: 0 P: 15	R: 0 E: 0 K: 2 S: 8	H: 0 LOB: 0 BB: 0 P: 13	R: 2 E: 0 K: 1 S: 11	H: 3 LOB: 1 BB: 0 P: 15	1B: 4 2B: 6 3B: 0 HR: 0	SF: 0 SAC: 0 DP: 1 HBP: 0	WP: 0 PB: 0 SB: 0 CS: 0	PA: 38	
<b>PITCHER</b>	IP WLS BF H R ER SO BB IBB HBP BLK WP HR S P ERA WHIP	IP WLS BF H R ER SO BB IBB HBP BLK WP HR S P ERA WHIP	IP WLS BF H R ER SO BB IBB HBP BLK WP HR S P ERA WHIP	IP WLS BF H R ER SO BB IBB HBP BLK WP HR S P ERA WHIP	IP WLS BF H R ER SO BB IBB HBP BLK WP HR S P ERA WHIP	IP WLS BF H R ER SO BB IBB HBP BLK WP HR S P ERA WHIP	IP WLS BF H R ER SO BB IBB HBP BLK WP HR S P ERA WHIP	IP WLS BF H R ER SO BB IBB HBP BLK WP HR S P ERA WHIP	IP WLS BF H R ER SO BB IBB HBP BLK WP HR S P ERA WHIP	IP WLS BF H R ER SO BB IBB HBP BLK WP HR S P ERA WHIP	IP WLS BF H R ER SO BB IBB HBP BLK WP HR S P ERA WHIP	IP WLS BF H R ER SO BB IBB HBP BLK WP HR S P ERA WHIP	IP WLS BF H R ER SO BB IBB HBP BLK WP HR S P ERA WHIP	IP WLS BF H R ER SO BB IBB HBP BLK WP HR S P ERA WHIP	IP WLS BF H R ER SO BB IBB HBP BLK WP HR S P ERA WHIP	IP WLS BF H R ER SO BB IBB HBP BLK WP HR S P ERA WHIP	IP WLS BF H R ER SO BB IBB HBP BLK WP HR S P ERA WHIP	IP WLS BF H R ER SO BB IBB HBP BLK WP HR S P ERA WHIP	IP WLS BF H R ER SO BB IBB HBP BLK WP HR S P ERA WHIP	IP WLS BF H R ER SO BB IBB HBP BLK WP HR S P ERA WHIP	IP WLS BF H R ER SO BB IBB HBP BLK WP HR S P ERA WHIP

AB	36
R	2
H	10
RBI	2
BB	2
SO	10
LOB	15



Batter	1	2	3	4	5	6	7	8	9	AB	R	H	RBI	BB	SO	LOB	BOTTOM				
1 Kosuke Fukudome, L OBP: 0.375, SLG: 0.431	E4		FC3-6		K		P2		K	5	0	0	0	0	2	6	<b>Cincinnati Reds @ Chicago Cubs</b> Wrigley Field, Chicago, IL Sun Sep 13 2009, 1:20 PM CDT Att: 39,805 - Sunny - 72 F				
21 Milton Bradley, S OBP: 0.380, SLG: 0.403	K		K		L6		K		G6-3	5	0	0	0	0	3	5					
25 Derrek Lee, R OBP: 0.381, SLG: 0.575	F7				1B		1B		HR	4	2	3	1	0	0	1					
16 Aramis Ramirez, R OBP: 0.382, SLG: 0.519	FC5-4				1B		1B		1B	4	1	2	0	0	1	1					
6 Micah Hoffpauir, L OBP: 0.293, SLG: 0.444					1B		1B		L7	3	1	1	0	1	1	2					
27 Sam Fuld, L OBP: 0.390, SLG: 0.357					BB					0	0	0	0	0	0	0					
28 Jeff Baker, R OBP: 0.345, SLG: 0.429	F9				K		FC6-4		K	4	0	0	0	0	2	6					
55 Koyie Hill, S OBP: 0.321, SLG: 0.335	FC3-6				1B		G3		BB	3	1	1	1	1	0	1					
13 Andrés Blanco, S OBP: 0.316, SLG: 0.352	G4-3				1B		1B		1B	4	0	3	2	0	0	1					
30 Ted Lilly, L OBP: 0.207, SLG: 0.190					BB		2B		FC4-6	1	0	0	0	0	1	2					
17 Mike Fontenot, L OBP: 0.288, SLG: 0.379										1	0	0	0	0	0	0					
33 Esmailin Canadad, R										0	0	0	0	0	0	0					
63 Kevin Gregg, R										0	0	0	0	0	0	0					
24 Bobby Scales, S										1	0	0	1	0	0	1					
43 John Grabow, L										0	0	0	0	0	0	0					
<b>Inning Stats</b>	R: 0 E: 1 K: 1 S: 12	H: 0 LOB: 1 BB: 0 P: 18	R: 0 E: 0 K: 0 S: 11	H: 1 LOB: 0 BB: 0 P: 15	R: 0 E: 0 K: 1 S: 7	H: 1 LOB: 0 BB: 1 P: 13	R: 3 E: 0 K: 3 S: 28	H: 4 LOB: 2 BB: 1 P: 35	R: 0 E: 0 K: 1 S: 9	H: 2 LOB: 0 BB: 0 P: 14	R: 0 E: 0 K: 1 S: 20	H: 2 LOB: 2 BB: 0 P: 29	R: 1 E: 0 K: 2 S: 9	H: 1 LOB: 0 BB: 0 P: 13	R: 1 E: 0 K: 1 S: 14	H: 1 LOB: 1 BB: 1 P: 20	1B: 9 2B: 1 3B: 0 HR: 1	SF: 0 SAC: 0 DP: 0 HBP: 0	WP: 0 PB: 0 SB: 0 CS: 1	PA: 38	
<b>PITCHER</b>	IP WLS BF H R ER SO BB IBB HBP BLK WP HR S P ERA WHIP	IP WLS BF H R ER SO BB IBB HBP BLK WP HR S P ERA WHIP	IP WLS BF H R ER SO BB IBB HBP BLK WP HR S P ERA WHIP	IP WLS BF H R ER SO BB IBB HBP BLK WP HR S P ERA WHIP	IP WLS BF H R ER SO BB IBB HBP BLK WP HR S P ERA WHIP	IP WLS BF H R ER SO BB IBB HBP BLK WP HR S P ERA WHIP	IP WLS BF H R ER SO BB IBB HBP BLK WP HR S P ERA WHIP	IP WLS BF H R ER SO BB IBB HBP BLK WP HR S P ERA WHIP	IP WLS BF H R ER SO BB IBB HBP BLK WP HR S P ERA WHIP	IP WLS BF H R ER SO BB IBB HBP BLK WP HR S P ERA WHIP	IP WLS BF H R ER SO BB IBB HBP BLK WP HR S P ERA WHIP	IP WLS BF H R ER SO BB IBB HBP BLK WP HR S P ERA WHIP	IP WLS BF H R ER SO BB IBB HBP BLK WP HR S P ERA WHIP	IP WLS BF H R ER SO BB IBB HBP BLK WP HR S P ERA WHIP	IP WLS BF H R ER SO BB IBB HBP BLK WP HR S P ERA WHIP	IP WLS BF H R ER SO BB IBB HBP BLK WP HR S P ERA WHIP	IP WLS BF H R ER SO BB IBB HBP BLK WP HR S P ERA WHIP	IP WLS BF H R ER SO BB IBB HBP BLK WP HR S P ERA WHIP	IP WLS BF H R ER SO BB IBB HBP BLK WP HR S P ERA WHIP	IP WLS BF H R ER SO BB IBB HBP BLK WP HR S P ERA WHIP	IP WLS BF H R ER SO BB IBB HBP BLK WP HR S P ERA WHIP

AB	35
R	5
H	11
RBI	5
BB	3
SO	10
LOB	26





Batter	1	2	3	4	5	6	7	8	9	AB	R	H	RBI	BB	SO	LOB	TOP										
3 Felipe Lopez, S OBP: 0.370, SLG: 0.427	G4-3		L4					L5-3		4	0	1	0	0	0	2											
30 Craig Counsell, L OBP: 0.354, SLG: 0.414	G5-3			K					P4	4	0	0	0	0	2	1											
14 Casey McGehee, R OBP: 0.370, SLG: 0.517	F9			G1-3						3	0	1	0	1	0	0											
28 Prince Fielder, L OBP: 0.410, SLG: 0.591		BB		G3-1						3	0	0	0	1	0	2											
25 Mike Cameron, R OBP: 0.353, SLG: 0.450	F9									4	0	0	0	0	2	2											
22 Jody Gerut, L OBP: 0.282, SLG: 0.339	G5-3									3	0	0	0	0	0	1											
18 Jason Kendall, R OBP: 0.329, SLG: 0.295	G5-3									3	0	1	0	0	0	1											
27 Frank Catalanotto, L OBP: 0.350, SLG: 0.374										3	0	1	0	0	1	1											
16 Jason Bourgeois, R OBP: 0.194, SLG: 0.267										0	0	0	0	0	0	0											
20 David Weathers, R OBP: 0.194, SLG: 0.267										0	0	0	0	0	0	0											
37 Jeff Suppan, R OBP: 0.244, SLG: 0.189										2	0	0	0	0	0	0											
8 Ryan Braun, R OBP: 0.378, SLG: 0.547										0	0	0	0	0	0	0											
<b>Inning Stats</b>	R: 0 H: 0 E: 0 K: 0 S: 4	H: 0 LOB: 0 BB: 0 P: 6	R: 0 H: 0 E: 0 K: 0 S: 10	H: 0 LOB: 1 BB: 1 P: 18	R: 0 H: 0 E: 0 K: 1 S: 10	H: 0 LOB: 0 BB: 0 P: 14	R: 0 H: 0 E: 0 K: 1 S: 6	H: 1 LOB: 0 BB: 0 P: 7	R: 0 H: 1 E: 0 K: 1 S: 7	H: 1 LOB: 0 BB: 0 P: 11	R: 0 H: 1 E: 0 K: 0 S: 10	H: 1 LOB: 0 BB: 0 P: 16	R: 0 H: 1 E: 0 K: 0 S: 9	H: 1 LOB: 2 BB: 0 P: 15	R: 0 H: 0 E: 0 K: 1 S: 7	H: 0 LOB: 1 BB: 1 P: 14	1B: 4 2B: 1 3B: 0 HR: 0	SF: 0 SAC: 0 DP: 2 HBP: 1	WP: 0 PB: 0 SB: 1 CS: 1	PA: 32							
<b>PITCHER</b>	IP	WLS	BF	H	R	ER	SO	BB	IBB	HBP	BLK	WP	HR	S	P	ERA	WHIP										
46 Ryan Dempster, R ERA: 3.84	8.0	W	28	4	0	0	4	1	0	1	0	0	0	70	108	0.00	0.625										
49 Carlos Marmol, R ERA: 3.41	1.0	S	4	0	0	0	1	1	0	0	0	0	0	7	14	0.00	1.000										

Milwaukee Brewers @ Chicago Cubs  
Wrigley Field, Chicago, IL  
Mon Sep 14 2009, 7:05 PM CDT  
Att: 38,725 - Partly Cloudy - 76 F

AB 29  
R 0  
H 4  
RBI 0  
BB 2  
SO 5  
LOB 10



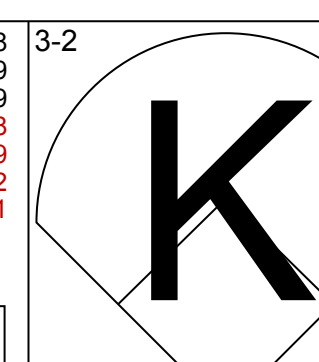
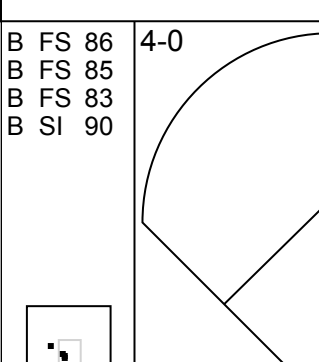
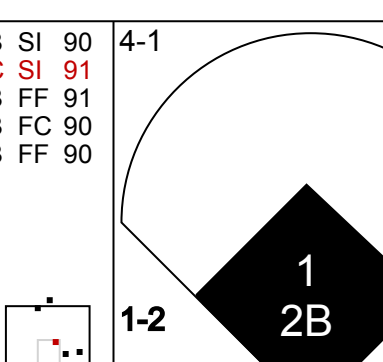
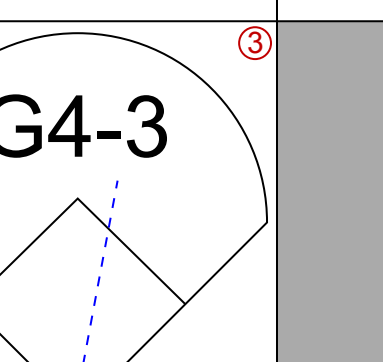
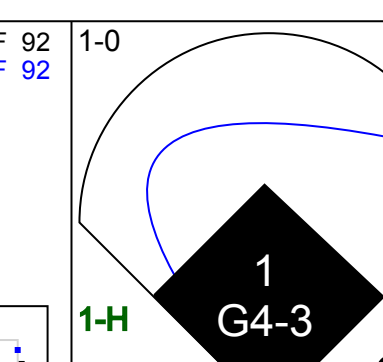
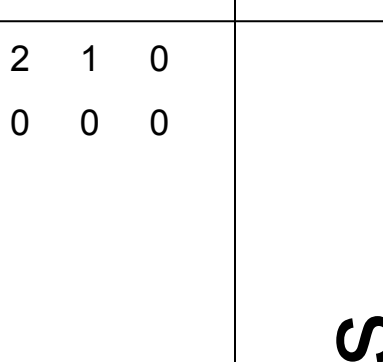
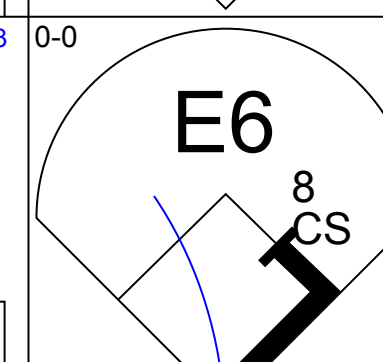
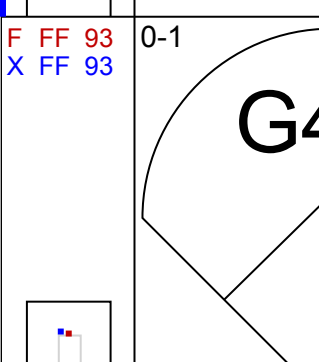
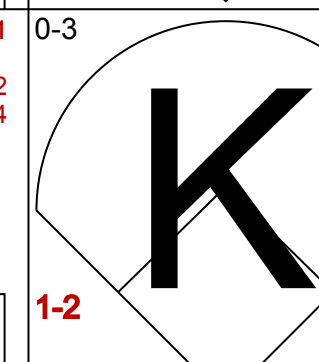
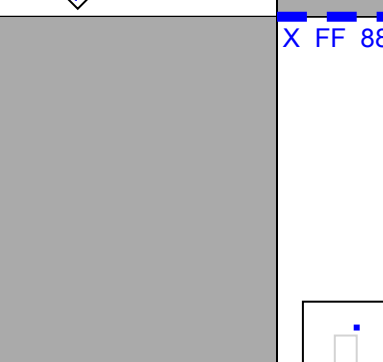
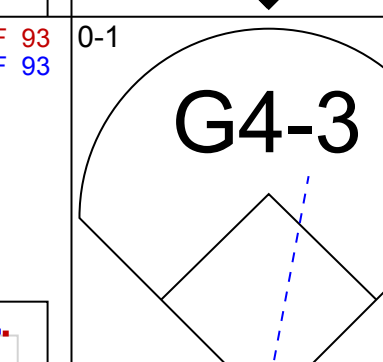
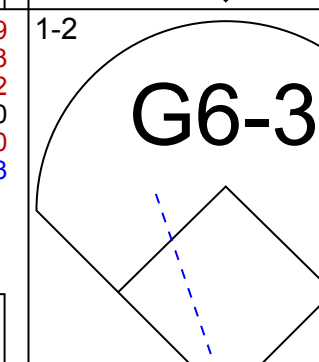
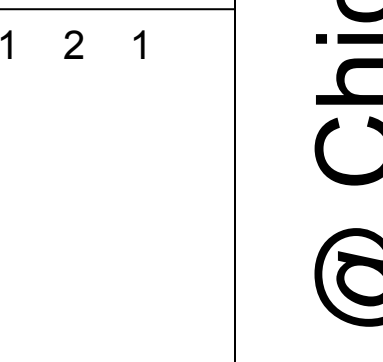
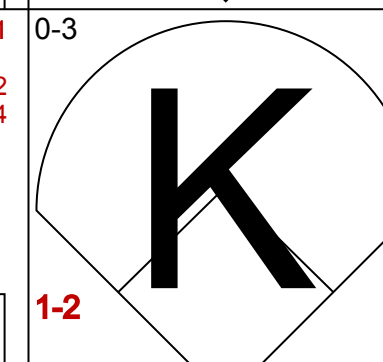
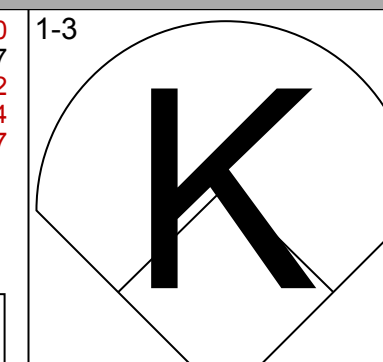
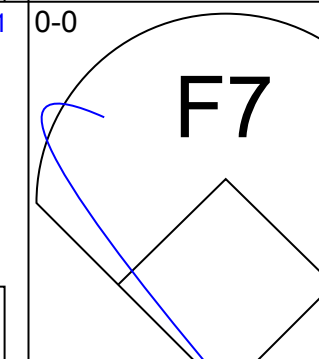

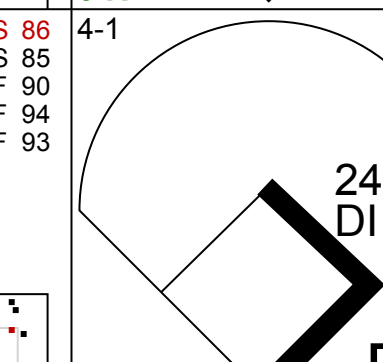
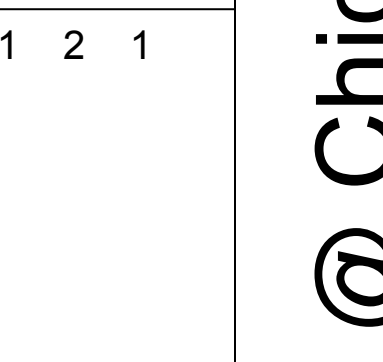
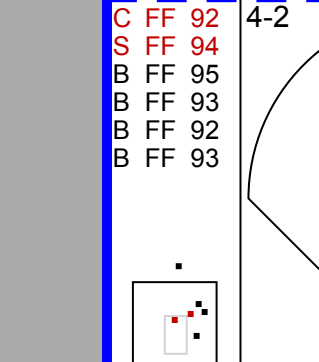
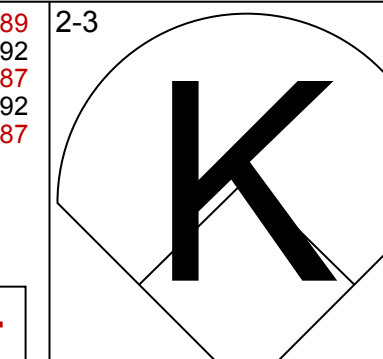
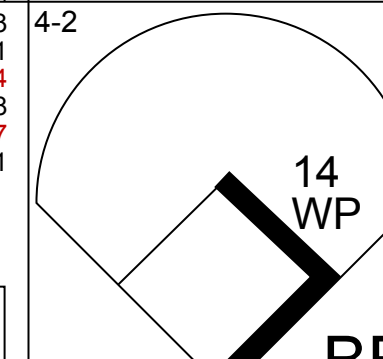
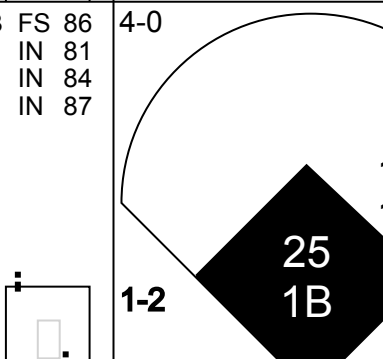
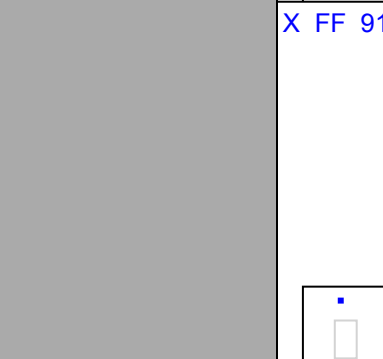
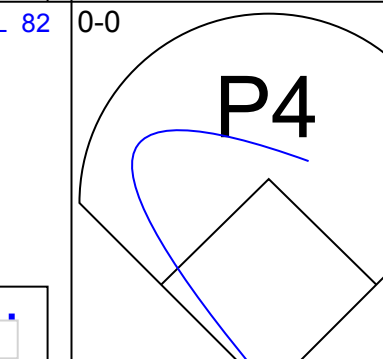
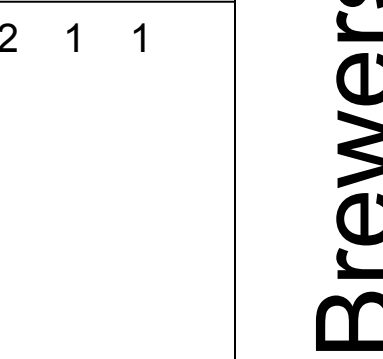
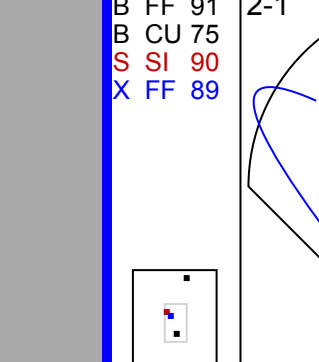


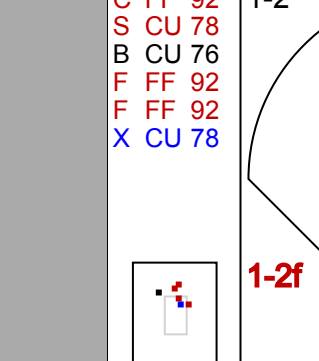

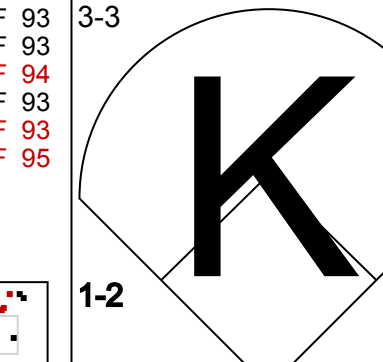
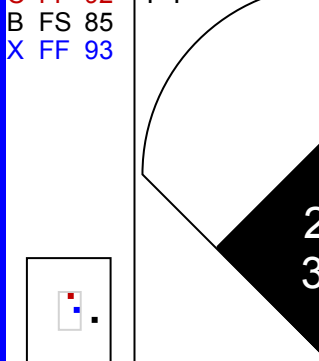
Batter	1	2	3	4	5	6	7	8	9	AB	R	H	RBI	BB	SO	LOB	BOTTOM										
2 Ryan Theriot, R OBP: 0.336, SLG: 0.377	G4-3		G4-3			G6-3		SH5-3		2	0	0	0	1	0	0											
1 Kosuke Fukudome, L OBP: 0.374, SLG: 0.429	G4-6-3		G4-3			G6-3		SF8		2	0	0	1	1	0	1											
25 Derrek Lee, R OBP: 0.384, SLG: 0.582	BB					G6-4-3		1B		3	1	2	1	1	0	1											
16 Aramis Ramirez, R OBP: 0.383, SLG: 0.519						HR		1B		4	0	2	0	0	1	0											
18 Geovany Soto, R OBP: 0.327, SLG: 0.398								1B		4	0	0	0	0	0	4											
55 Koyie Hill, S OBP: 0.321, SLG: 0.335	F8							FC4-6		0	0	0	0	0	0	0											
5 Jake Fox, R OBP: 0.330, SLG: 0.514										3	0	1	0	0	0	0											
24 Bobby Scales, S OBP: 0.312, SLG: 0.434	L4					F7				0	0	0	0	0	0	0											
28 Jeff Baker, R OBP: 0.344, SLG: 0.423	F8					G6-3				2	0	0	0	1	0	0											
27 Sam Fuld, L OBP: 0.379, SLG: 0.342	G4-3					P6				3	0	0	0	0	1	2											
46 Ryan Dempster, R OBP: 0.183, SLG: 0.143										2	0	0	0	0	0	0											
17 Mike Fontenot, L OBP: 0.299, SLG: 0.383										1	1	1	0	0	0	0											
49 Carlos Marmol, R ERA: 3.62	G4-3					G5-3		SH5-3		0	0	0	0	0	0	0											
<b>Inning Stats</b>	R: 0 H: 1 E: 0 K: 0 S: 9	H: 0 LOB: 2 BB: 2 P: 20	R: 0 H: 0 E: 0 K: 0 S: 7	H: 0 LOB: 0 BB: 0 P: 13	R: 0 H: 0 E: 0 K: 0 S: 8	H: 0 LOB: 0 BB: 0 P: 14	R: 1 H: 1 E: 0 K: 1 S: 9	H: 1 LOB: 0 BB: 0 P: 17	R: 0 H: 0 E: 0 K: 0 S: 5	H: 0 LOB: 0 BB: 1 P: 11	R: 0 H: 1 E: 0 K: 1 S: 9	H: 1 LOB: 2 BB: 1 P: 15	R: 1 H: 3 E: 0 K: 0 S: 12	H: 3 LOB: 2 BB: 0 P: 15	1B: 4 2B: 1 3B: 0 HR: 1	SF: 1 SAC: 1 DP: 2 HBP: 0	WP: 0 PB: 0 SB: 0 CS: 0	PA: 32									
<b>PITCHER</b>	IP	WLS	BF	H	R	ER	SO	BB	IBB	HBP	BLK	WP	HR	S	P	ERA	WHIP										
37 Jeff Suppan, R ERA: 4.87	7.0	L	26	3	1	1	2	4	0	0	0	0	0	54	102	1.29	1.000										
20 David Weathers, R ERA: 3.62	1.0		6	3	1	1	0	0	0	0	0	0	0	12	15	9.00	3.000										

Milwaukee Brewers @ Chicago Cubs  
Wrigley Field, Chicago, IL  
Mon Sep 14 2009, 7:05 PM CDT  
Att: 38,725 - Partly Cloudy - 76 F

AB 26  
R 2  
H 6  
RBI 2  
BB 4  
SO 2  
LOB 8

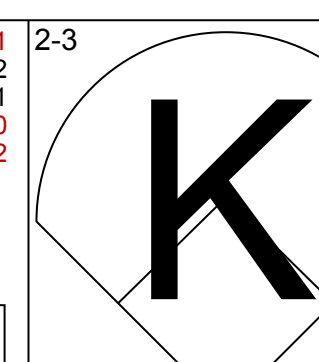
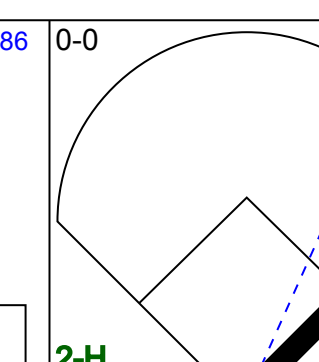
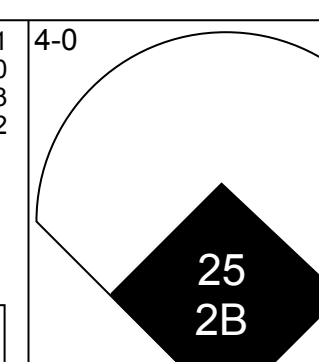
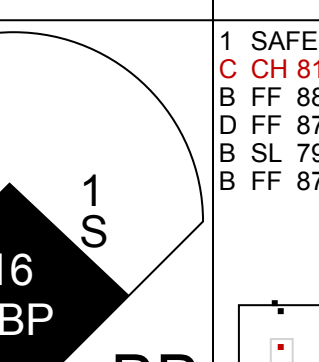
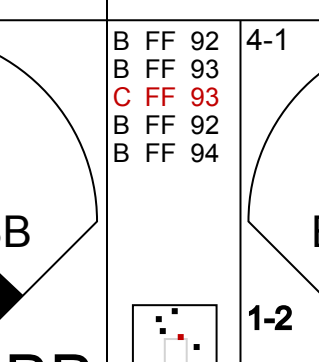

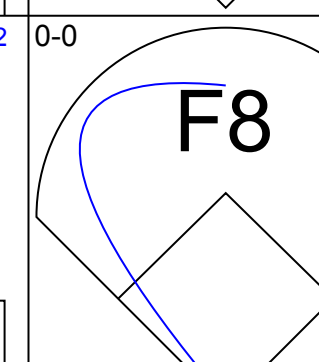
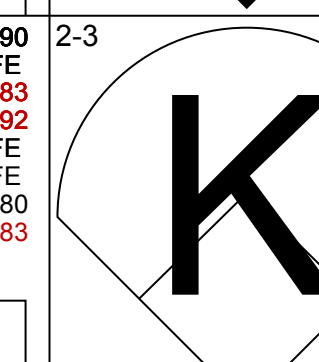
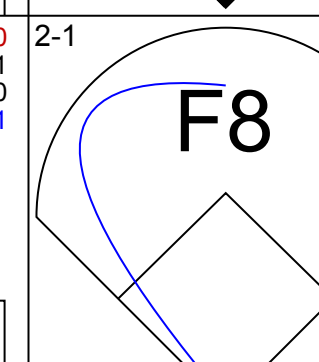
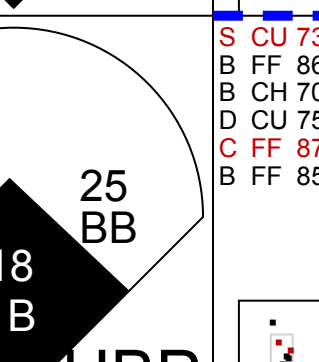
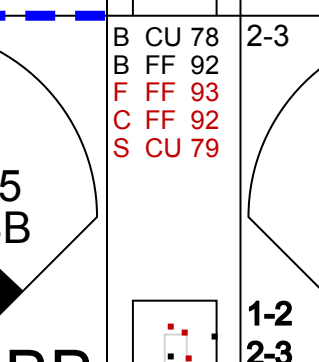

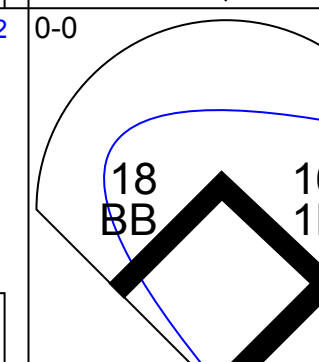
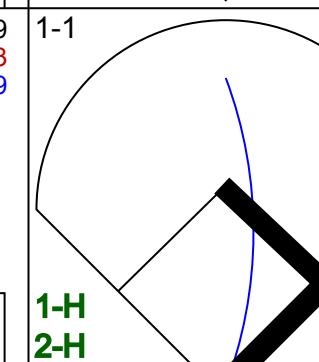
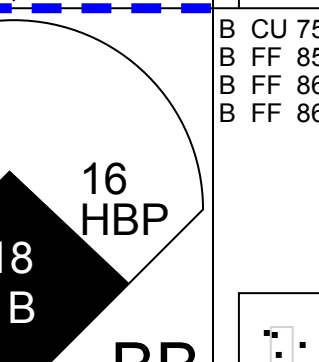
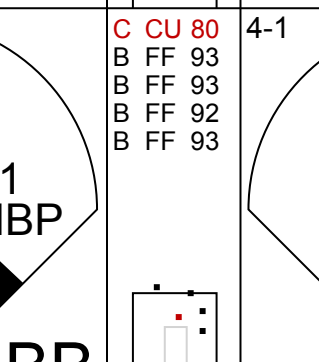

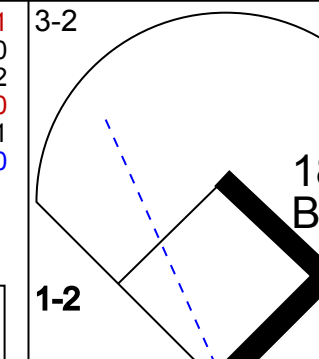
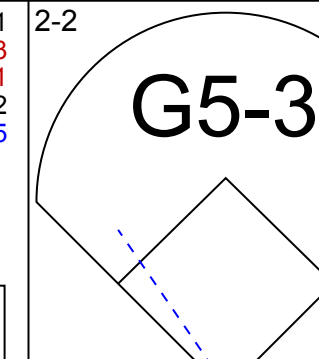
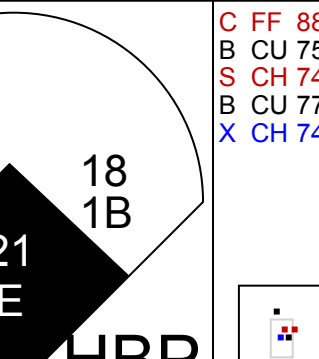
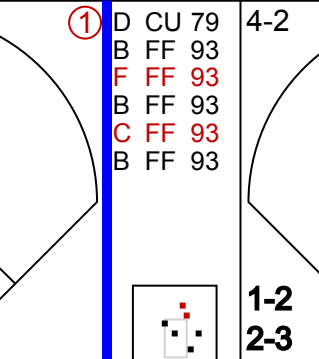

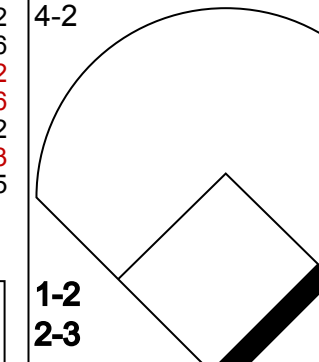

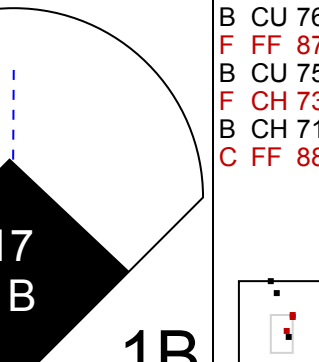
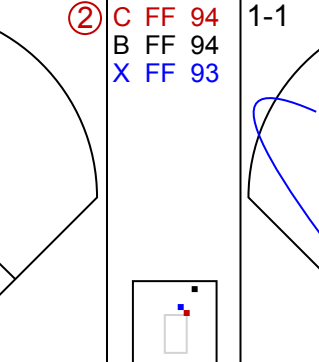

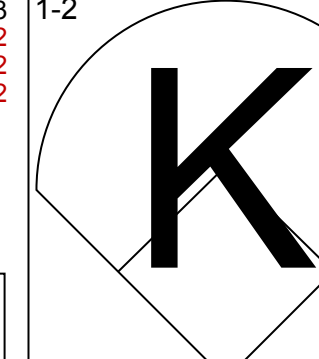

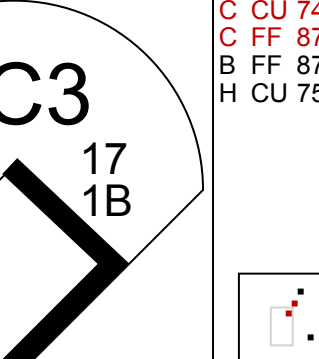



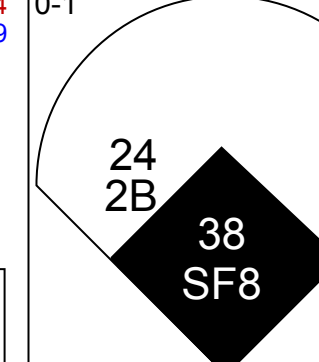
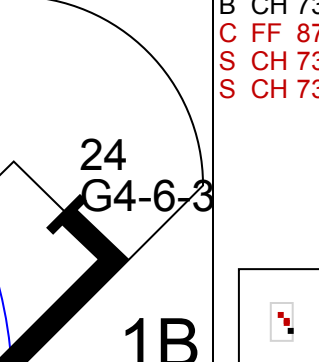
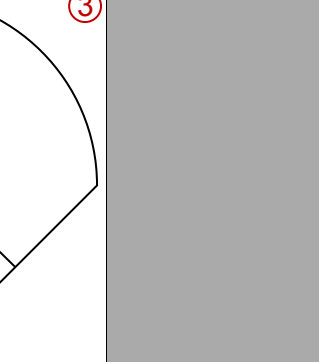


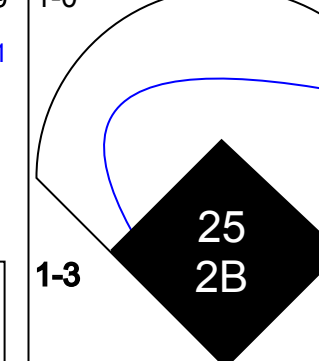
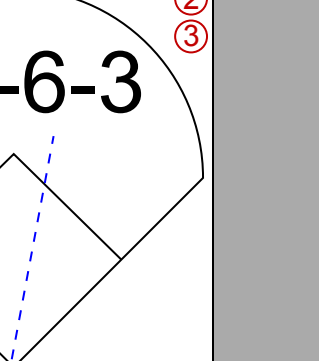
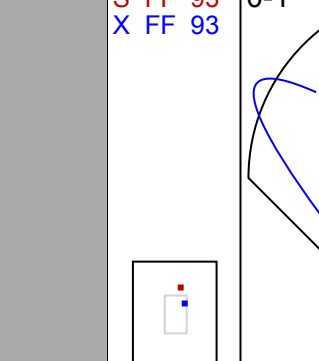


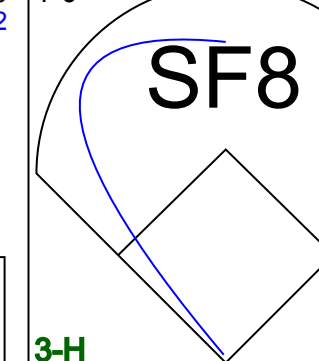
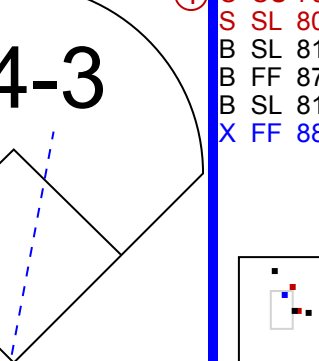
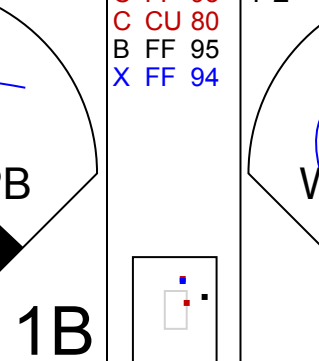





Batter	1	2	3	4	5	6	7	8	9	AB	R	H	RBI	BB	SO	LOB	TOP					
3 Felipe Lopez, S OBP: 0.371, SLG: 0.426 27 Frank Catalanotto, L OBP: 0.354, SLG: 0.393										2	1	0	0	2	1	0	<b>Milwaukee Brewers @ Chicago Cubs</b> Wrigley Field, Chicago, IL Tue Sep 15 2009, 7:05 PM CDT Att: 38,986 - Clear - 67 F					
1 Corey Hart, R OBP: 0.327, SLG: 0.423										5	1	1	3	0	1	2						
8 Ryan Braun, R OBP: 0.378, SLG: 0.545										4	1	1	1	1	2	1						
28 Prince Fielder, L OBP: 0.410, SLG: 0.588										3	1	0	0	2	1	1						
14 Casey McGehee, R OBP: 0.370, SLG: 0.515 24 Mat Gamel, L OBP: 0.336, SLG: 0.400										3	0	1	0	0	1	1						
25 Mike Cameron, R OBP: 0.383, SLG: 0.449 10 Corey Patterson, L OBP: 0.087, SLG: 0.087										3	0	1	2	0	1	1						
18 Jason Kendall, R OBP: 0.327, SLG: 0.292 11 Mike Rivera, R OBP: 0.339, SLG: 0.358										3	0	0	0	0	1	2						
21 Alcides Escobar, R OBP: 0.303, SLG: 0.361										4	0	1	0	0	0	1						
49 Yovani Gallardo, R OBP: 0.299, SLG: 0.316 60 Todd Coffey, R ERA: 4.7 12 Carlos Villanueva, R OBP: 0.309, SLG: 0.411 52 Chris Smith, R ERA: 3.5 59 John Axford, R OBP: 0.295, SLG: 0.342 22 Jody Gerut, L OBP: 0.295, SLG: 0.342										3	1	1	0	0	2	1						
<b>Inning Stats</b>	R: 0 E: 1 K: 2 S: 8	H: 0 LOB: 1 BB: 0 P: 11	R: 0 E: 0 K: 2 S: 9	H: 0 LOB: 0 BB: 0 P: 13	R: 0 E: 0 K: 2 S: 11	H: 1 LOB: 2 BB: 1 P: 24	R: 0 E: 0 K: 2 S: 10	H: 0 LOB: 1 BB: 1 P: 16	R: 5 E: 0 K: 1 S: 20	H: 5 LOB: 2 BB: 2 P: 39	R: 0 E: 0 K: 1 S: 10	H: 0 LOB: 0 BB: 0 P: 13	R: 0 E: 0 K: 0 S: 7	H: 0 LOB: 0 BB: 0 P: 8	R: 0 E: 0 K: 0 S: 10	H: 0 LOB: 1 BB: 1 P: 17		R: 2 E: 0 K: 1 S: 10	H: 2 LOB: 1 BB: 1 P: 19	1B: 5 2B: 2 HR: 0	SF: 0 SAC: 0 DP: 0 HBP: 0	WP: 2 PB: 0 SB: 0 CS: 1
<b>PITCHER</b>	IP	WLS	BF	H	R	ER	SO	BB	IBB	HBP	BLK	WP	HR	S	P	ERA	WHIP					
38 Carlos Zambrano, R ERA: 3.84 47 Aaron Heilman, R ERA: 4.15 63 Kevin Gregg, R ERA: 4.7 33 Esmailin Candado, R ERA: 2.38 29 Jeff Samardzija, R ERA: 7.89	5.0		25	6	5	5	9	3	1	0	0	2	0	58	103	9.00	1.800					

AB 35  
R 7  
H 8  
RBI 7  
BB 6  
SO 11  
LOB 13



Batter	1	2	3	4	5	6	7	8	9	AB	R	H	RBI	BB	SO	LOB	BOTTOM				
2 Ryan Theriot, R OBP: 0.341, SLG: 0.378										2	3	1	1	4	1	0	<b>Milwaukee Brewers @ Chicago Cubs</b> Wrigley Field, Chicago, IL Tue Sep 15 2009, 7:05 PM CDT Att: 38,986 - Clear - 67 F				
1 Kosuke Fukudome, L OBP: 0.373, SLG: 0.425										4	1	0	0	1	2	5					
25 Derrek Lee, R OBP: 0.391, SLG: 0.586										2	1	2	3	4	0	0					
16 Aramis Ramirez, R OBP: 0.384, SLG: 0.515 33 Esmailin Candado, R ERA: 2.38 6 Micah Hoffpauir, L OBP: 0.296, SLG: 0.444 29 Jeff Samardzija, R ERA: 7.89										4	1	1	1	0	0	5					
18 Geovany Soto, R OBP: 0.330, SLG: 0.408										0	0	0	0	1	0	0					
21 Milton Bradley, S OBP: 0.378, SLG: 0.398										0	0	0	0	0	0	0					
17 Mike Fontenot, L OBP: 0.303, SLG: 0.384										4	2	2	1	1	1	3					
24 Bobby Scases, S OBP: 0.306, SLG: 0.432										4	2	2	1	1	1	3					
38 Carlos Zambrano, S ERA: 3.84 47 Aaron Heilman, R ERA: 3.15 7 Aaron Miles, S OBP: 0.297, SLG: 0.298 63 Kevin Gregg, R ERA: 4.7 26 Jeff Baker, R OBP: 0.352, SLG: 0.430										5	1	1	0	0	2	3					
<b>Inning Stats</b>	R: 0 E: 0 K: 2 S: 14	H: 2 LOB: 3 BB: 1 P: 24	R: 1 E: 0 K: 2 S: 12	H: 1 LOB: 1 BB: 1 P: 21	R: 0 E: 0 K: 0 S: 6	H: 0 LOB: 1 BB: 1 P: 13	R: 3 E: 0 K: 0 S: 11	H: 3 LOB: 1 BB: 1 P: 22	R: 1 E: 0 K: 1 S: 8	H: 1 LOB: 0 BB: 0 P: 11	R: 5 E: 1 K: 0 S: 20	H: 2 LOB: 1 BB: 2 P: 41	R: 2 E: 0 K: 2 S: 17	H: 1 LOB: 3 BB: 3 P: 40	R: 1 E: 0 K: 1 S: 14	H: 1 LOB: 3 BB: 3 P: 30		1B: 8 2B: 2 3B: 0 HR: 1	SF: 1 SAC: 0 DP: 1 HBP: 3	WP: 2 PB: 1 SB: 2 CS: 0	PA: 50
<b>PITCHER</b>	IP	WLS	BF	H	R	ER	SO	BB	IBB	HBP	BLK	WP	HR	S	P	ERA	WHIP				
49 Yovani Gallardo, R ERA: 3.84 60 Todd Coffey, R ERA: 3.15 12 Carlos Villanueva, R ERA: 5.63 52 Chris Smith, R ERA: 3.5 59 John Axford, R ERA: 9.0	5.1	L	29	7	7	7	5	5	0	1	0	0	0	7	17	11.81	2.250				

AB 34  
R 13  
H 11  
RBI 12  
BB 12  
SO 8  
LOB 29

















Batter	1	2	3	4	5	6	7	8	9	AB	R	H	RBI	BB	SO	LOB	TOP								
2 Ryan Theriot, R OBP: 0.345, SLG: 0.381										3	0	1	0	1	1	3									
1 Kosuke Fukudome, L OBP: 0.369, SLG: 0.418										3	0	0	0	1	1	3									
25 Derrek Lee, R OBP: 0.386, SLG: 0.575										4	0	1	0	0	0	4									
16 Aramis Ramirez, R OBP: 0.386, SLG: 0.520										4	0	1	0	0	0	2									
6 Micah Hoffpauir, L OBP: 0.301, SLG: 0.447										4	0	3	0	0	0	0									
27 Sam Fuld, L OBP: 0.379, SLG: 0.342										0	1	0	0	0	0	0									
18 Geovany Soto, R OBP: 0.327, SLG: 0.401										4	0	1	0	0	1	3									
99 So Taguchi, R										0	0	0	0	0	0	0									
55 Koyie Hill, S OBP: 0.316, SLG: 0.329										4	0	2	0	0	1	1									
28 Jeff Baker, R OBP: 0.356, SLG: 0.432										2	0	0	0	0	0	2									
24 Bobby Scales, S OBP: 0.315, SLG: 0.420										0	0	0	0	0	0	0									
46 Ryan Dempster, R OBP: 0.177, SLG: 0.138										2	0	0	0	0	0	2									
49 Carlos Marmol, R										0	0	0	0	0	0	0									
<b>Inning Stats</b>	R: 0 E: 0 K: 1 S: 6	H: 0 LOB: 0 BB: 1 P: 11	R: 0 E: 0 K: 0 S: 8	H: 1 LOB: 1 BB: 0 P: 11	R: 0 E: 0 K: 1 S: 9	H: 1 LOB: 1 BB: 0 P: 14	R: 0 E: 0 K: 0 S: 6	H: 2 LOB: 1 BB: 0 P: 12	R: 0 E: 0 K: 0 S: 11	H: 2 LOB: 3 BB: 1 P: 19	R: 0 E: 0 K: 1 S: 6	H: 0 LOB: 0 BB: 0 P: 9	R: 0 E: 0 K: 1 S: 7	H: 0 LOB: 0 BB: 0 P: 9	R: 0 E: 0 K: 0 S: 10	H: 2 LOB: 1 BB: 0 P: 16	R: 1 E: 0 K: 0 S: 7	H: 2 LOB: 1 BB: 0 P: 10	1B: 10 2B: 0 3B: 0 HR: 0	SF: 1 SAC: 1 DP: 4 HBP: 0	WP: 0 PB: 0 SB: 0 CS: 0	PA: 35			
<b>PITCHER</b>	IP	WLS	BF	H	R	ER	SO	BB	IBB	HBP	BLK	WP	HR	S	P	ERA	WHIP								
29 Chris Carpenter, R ERA: 2.34	8.0		31	8	0	0	4	2	0	0	0	0	0	63	101	0.00	1.250								
31 Ryan Franklin, R ERA: 2.02	1.0	W	4	2	1	1	0	0	0	0	0	0	0	7	10	9.00	2.000								

Chicago Cubs @ St. Louis Cardinals  
Busch Stadium, St. Louis, MO  
Sat Sep 19 2009, 3:10 PM CDT  
Att: 46,506 - Partly Cloudy - 82 F

AB	31
R	1
H	10
RBI	1
BB	2
SO	4
LOB	19



Batter	1	2	3	4	5	6	7	8	9	AB	R	H	RBI	BB	SO	LOB	BOTTOM								
55 Skip Schumaker, L OBP: 0.363, SLG: 0.399										4	0	2	0	0	0	1									
28 Colby Rasmus, L OBP: 0.308, SLG: 0.417										4	0	0	0	0	1	2									
5 Albert Pujols, R OBP: 0.446, SLG: 0.680										3	0	0	0	1	0	2									
15 Matt Holliday, R OBP: 0.387, SLG: 0.523										4	0	1	0	0	1	1									
47 Ryan Ludwick, R OBP: 0.335, SLG: 0.454										4	0	1	0	0	2	2									
7 Mark DeRosa, R OBP: 0.324, SLG: 0.435										4	1	0	0	0	2	1									
4 Yadier Molina, R OBP: 0.366, SLG: 0.375										4	0	3	0	0	0	0									
13 Brendan Ryan, R OBP: 0.339, SLG: 0.400										4	1	3	2	0	0	1									
29 Chris Carpenter, R OBP: 0.200, SLG: 0.193										3	0	1	0	0	0	2									
31 Ryan Franklin, R										0	0	0	0	0	0	0									
<b>Inning Stats</b>	R: 0 E: 0 K: 0 S: 8	H: 2 LOB: 2 BB: 0 P: 11	R: 0 E: 0 K: 0 S: 6	H: 2 LOB: 2 BB: 0 P: 8	R: 0 E: 0 K: 0 S: 9	H: 0 LOB: 1 BB: 1 P: 16	R: 0 E: 0 K: 2 S: 9	H: 0 LOB: 0 BB: 0 P: 13	R: 1 E: 0 K: 0 S: 10	H: 2 LOB: 1 BB: 0 P: 16	R: 0 E: 0 K: 3 S: 10	H: 0 LOB: 0 BB: 0 P: 13	R: 0 E: 0 K: 0 S: 7	H: 2 LOB: 1 BB: 0 P: 9	R: 0 E: 0 K: 1 S: 9	H: 0 LOB: 0 BB: 0 P: 14	R: 1 E: 0 K: 0 S: 11	H: 3 LOB: 2 BB: 0 P: 13	1B: 8 2B: 2 3B: 0 HR: 1	SF: 0 SAC: 0 DP: 1 HBP: 0	WP: 0 PB: 0 SB: 0 CS: 0	PA: 35			
<b>PITCHER</b>	IP	WLS	BF	H	R	ER	SO	BB	IBB	HBP	BLK	WP	HR	S	P	ERA	WHIP								
46 Ryan Dempster, R ERA: 3.72	8.0		31	8	1	1	0	1	0	0	0	0	0	68	100	1.12	1.125								
49 Carlos Marmol, R ERA: 3.52	0.1	L	4	3	1	1	0	0	0	0	0	0	0	11	13	27.00	9.000								

Chicago Cubs @ St. Louis Cardinals  
Busch Stadium, St. Louis, MO  
Sat Sep 19 2009, 3:10 PM CDT  
Att: 46,506 - Partly Cloudy - 82 F

AB	34
R	2
H	11
RBI	2
BB	1
SO	6
LOB	12









Batter	1	2	3	4	5	6	7	8	9	AB	R	H	RBI	BB	SO	LOB	TOP						
2 Ryan Theriot, R OBP: 0.344, SLG: 0.378										5	1	1	0	1	0	3	<b>Chicago Cubs @ Milwaukee Brewers</b> Miller Park, Milwaukee, WI Mon Sep 21 2009, 7:05 PM CDT Att: 34,192 - Clear - 68 F						
1 Kosuke Fukudome, L OBP: 0.372, SLG: 0.418										5	3	2	0	1	1	1							
25 Derrek Lee, R OBP: 0.391, SLG: 0.582										4	3	3	4	1	0	0							
16 Aramis Ramirez, R OBP: 0.391, SLG: 0.528										4	2	3	2	0	0	0							
6 Micah Hoffpauir, L OBP: 0.300, SLG: 0.439										3	0	0	0	1	0	3							
47 Aaron Heilman, R										0	0	0	0	0	0	0							
17 Mike Fontenot, L OBP: 0.308, SLG: 0.388										0	0	0	1	0	0	0							
64 Justin Berg, R										0	0	0	0	0	0	0							
28 Jeff Baker, R OBP: 0.357, SLG: 0.431										5	1	2	1	0	0	3							
21 Tyler Colvin, L OBP: 0.400, SLG: 0.333										3	0	1	1	1	0	3							
55 Koyie Hill, S OBP: 0.313, SLG: 0.325										5	0	1	0	0	2	4							
32 Tom Gorzelanny, R OBP: 0.231, SLG: 0.167										3	0	0	0	0	2	4							
24 Bobby Seales, S OBP: 0.316, SLG: 0.419										2	0	1	1	0	1	0							
27 Sam Fuld, L OBP: 0.379, SLG: 0.342										0	0	0	0	0	0	0							
<b>Inning Stats</b>	R: 4 H: 5 E: 0 K: 1 S: 18	L: 5 LOB: 1 BB: 0 P: 23	R: 3 H: 3 E: 0 K: 0 S: 13	L: 3 LOB: 0 BB: 0 P: 20	R: 0 H: 2 E: 0 K: 1 S: 10	L: 2 LOB: 2 BB: 0 P: 15	R: 0 H: 0 E: 0 K: 0 S: 5	L: 0 LOB: 0 BB: 0 P: 11	R: 0 H: 0 E: 0 K: 1 S: 8	L: 0 LOB: 0 BB: 0 P: 16	R: 1 H: 2 E: 0 K: 0 S: 17	L: 2 LOB: 1 BB: 0 P: 27	R: 1 H: 2 E: 0 K: 1 S: 8	L: 2 LOB: 0 BB: 0 P: 13	R: 1 H: 0 E: 0 K: 0 S: 11	L: 0 LOB: 2 BB: 2 P: 23		R: 0 H: 0 E: 0 K: 2 S: 11	L: 0 LOB: 1 BB: 1 P: 20	1B: 9 2B: 3 3B: 0 HR: 2	SF: 2 DP: 0 HBP: 1	WP: 1 PB: 0 SB: 0 CS: 0	PA: 47
<b>PITCHER</b>	IP WLS BF H R ER SO BB IBB HBP BLK WP HR S P ERA WHIP																						
41 Braden Loooper, R ERA: 5.12	4.0 L 22 10 7 7 2 0 0 0 0 0 0 2 46 69 15.75 2.500																						
57 Mitch Stetter, L ERA: 3.77	1.0 5 0 0 0 1 2 0 0 0 0 0 0 8 16 0.00 2.000																						
73 Seth McClung, R ERA: 5.1	1.0 5 2 1 1 0 0 0 0 0 0 0 0 17 27 9.00 2.000																						
62 Josh Butler, R ERA: 9.0	2.0 11 2 2 2 1 2 0 1 0 1 0 19 36 9.00 2.000																						
59 John Axford, R ERA: 4.5	1.0 4 0 0 0 2 1 0 0 0 0 0 0 11 20 0.00 1.000																						
<b>Batter</b>	<b>1</b>	<b>2</b>	<b>3</b>	<b>4</b>	<b>5</b>	<b>6</b>	<b>7</b>	<b>8</b>	<b>9</b>	<b>AB</b>	<b>R</b>	<b>H</b>	<b>RBI</b>	<b>BB</b>	<b>SO</b>	<b>LOB</b>	<b>BOTTOM</b>						
3 Felipe Lopez, S OBP: 0.382, SLG: 0.433										5	0	2	0	0	1	2	<b>Chicago Cubs @ Milwaukee Brewers</b> Miller Park, Milwaukee, WI Mon Sep 21 2009, 7:05 PM CDT Att: 34,192 - Clear - 68 F						
1 Cory Hart, R OBP: 0.325, SLG: 0.420										5	0	1	0	0	0	2							
8 Ryan Braun, R OBP: 0.383, SLG: 0.542										4	0	2	0	1	1	1							
28 Prince Fielder, L OBP: 0.410, SLG: 0.589										4	0	0	0	0	1	5							
14 Casey McGehee, R OBP: 0.366, SLG: 0.503										4	0	1	0	0	2	0							
25 Mike Cameron, R OBP: 0.348, SLG: 0.453										4	2	2	2	0	0	1							
7 J.J. Hardy, R OBP: 0.300, SLG: 0.356										2	0	1	0	1	1	0							
24 Mat Gamel, L OBP: 0.331, SLG: 0.392										1	0	1	0	0	0	0							
21 Alcides Escobar, R OBP: 0.315, SLG: 0.369										4	0	2	0	0	1	1							
18 Jason Kendall, R OBP: 0.326, SLG: 0.290										1	0	0	0	0	1	0							
41 Braden Loooper, R OBP: 0.307, SLG: 0.341										1	0	0	0	0	1	0							
16 Jason Bourgeois, R OBP: 0.279, SLG: 0.273										1	0	0	0	0	1	2							
57 Mitch Stetter, L										0	0	0	0	0	0	0							
73 Seth McClung, L										0	0	0	0	0	0	0							
22 Jody Gerut, L OBP: 0.290, SLG: 0.364										1	0	0	0	0	0	3							
62 Josh Butler, R										0	0	0	0	0	0	0							
59 John Axford, R										0	0	0	0	0	0	0							
27 Frank Catalanotto, L OBP: 0.360, SLG: 0.387										1	0	0	0	0	0	0							
<b>Inning Stats</b>	R: 0 H: 1 E: 0 K: 2 S: 11	L: 1 LOB: 0 BB: 0 P: 17	R: 1 H: 1 E: 0 K: 3 S: 15	L: 1 LOB: 0 BB: 0 P: 21	R: 0 H: 1 E: 0 K: 1 S: 10	L: 1 LOB: 2 BB: 1 P: 16	R: 1 H: 3 E: 0 K: 2 S: 13	L: 0 LOB: 0 BB: 0 P: 20	R: 0 H: 0 E: 0 K: 1 S: 9	L: 0 LOB: 0 BB: 0 P: 14	R: 0 H: 2 E: 0 K: 0 S: 9	L: 2 LOB: 2 BB: 1 P: 18	R: 0 H: 2 E: 0 K: 0 S: 7	L: 2 LOB: 1 BB: 0 P: 10	R: 0 H: 1 E: 0 K: 0 S: 8	L: 0 LOB: 1 BB: 0 P: 10	R: 0 H: 1 E: 0 K: 0 S: 9	L: 0 LOB: 0 BB: 0 P: 15	1B: 9 2B: 1 3B: 0 HR: 2	SF: 0 DP: 2 HBP: 0	WP: 0 PB: 0 SB: 0 CS: 0	PA: 39	
<b>PITCHER</b>	IP WLS BF H R ER SO BB IBB HBP BLK WP HR S P ERA WHIP																						
32 Tom Gorzelanny, L ERA: 5.08	5.0 W 22 10 7 2 2 0 0 1 0 0 0 0 0 16 28 0.00 2.500																						
47 Aaron Heilman, R ERA: 4.08	2.0 9 4 0 0 0 1 0 0 0 0 0 0 16 28 0.00 2.500																						
64 Justin Berg, R ERA:	2.0 8 2 0 0 0 0 0 0 0 0 0 0 17 25 0.00 1.000																						







Batter	1	2	3	4	5	6	7	8	9	AB	R	H	RBI	BB	SO	LOB	TOP					
2 Ryan Theriot, R OBP: 0.344, SLG: 0.375	G6-3		F9			FC5	L4			4	0	1	0	0	0	3	<b>Chicago Cubs @ Milwaukee Brewers</b> Miller Park, Milwaukee, WI Wed Sep 23 2009, 7:05 PM CDT Att: 32,340 - Cloudy - 70 F					
21 Tyler Colvin, L OBP: 0.308, SLG: 0.200	F7		K			K		G3		4	0	0	0	0	2	3						
25 Derrek Lee, R OBP: 0.392, SLG: 0.588	K					K		G6-3		4	0	0	0	0	2	1						
16 Aramis Ramirez, R OBP: 0.391, SLG: 0.521	G1-4-3		K			FC5		F9		3	0	0	0	1	1	0						
5 Jake Fox, R OBP: 0.323, SLG: 0.503	K					FC5		G6-3		4	0	0	0	0	1	2						
28 Jeff Baker, R OBP: 0.353, SLG: 0.423	K									4	1	2	0	0	2	0						
27 Sam Fuld, L OBP: 0.379, SLG: 0.342	K									0	0	0	0	0	0	0						
9 Reed Johnson, R OBP: 0.329, SLG: 0.493			1B							2	0	1	0	0	1	0						
24 Bobby Scyles, S OBP: 0.319, SLG: 0.430			2B							2	0	1	1	0	1	1						
18 Geovany Soto, R OBP: 0.318, SLG: 0.387			1B							4	0	1	0	0	1	2						
29 Jeff Samardzija, R OBP: 0.306, SLG: 0.460			SH1-3							1	1	1	1	0	0	0						
45 Sean Marshall, L OBP: 0.286, SLG: 0.231										0	0	0	0	0	0	0						
64 Justin Berg, R ERA: 4.39										0	0	0	0	0	0	0						
17 Mike Fontenot, L ERA: 8.88										1	0	0	0	0	0	1						
44 Jeff Stevens, R ERA: 8.88										0	0	0	0	0	0	0						
43 John Grabow, L ERA: 3.1										0	0	0	0	0	0	0						
<b>Inning Stats</b>	R: 0 E: 0 K: 1 S: 11	H: 0 LOB: 0 BB: 0 P: 16	R: 0 E: 0 K: 2 S: 9	H: 0 LOB: 0 BB: 0 P: 12	R: 0 E: 0 K: 1 S: 9	H: 2 LOB: 2 BB: 0 P: 12	R: 0 E: 0 K: 1 S: 6	H: 0 LOB: 0 BB: 0 P: 7	R: 0 E: 0 K: 3 S: 9	H: 0 LOB: 0 BB: 0 P: 12	R: 1 E: 0 K: 2 S: 16	H: 2 LOB: 1 BB: 1 P: 22	R: 1 E: 0 K: 0 S: 14	H: 2 LOB: 1 BB: 0 P: 19	R: 0 E: 0 K: 0 S: 4	H: 0 LOB: 0 BB: 0 P: 5	R: 0 E: 0 K: 1 S: 11	H: 1 LOB: 1 BB: 0 P: 14	1B: 4 2B: 2 3B: 0 HR: 1	SF: 0 SAC: 1 DP: 0 HBP: 0	WP: 0 PB: 0 SB: 1 CS: 0	PA: 35
<b>PITCHER</b>	IP WLS BF H R ER SO BB IBB HBP BLK WP HR S P ERA WHIP																					
38 Chris Narveson, L ERA: 3.82	5.2 W 21 4 1 1 10 0 0 0 0 0 0 1 54 70 1.59 0.706																					
60 Todd Coffey, R ERA: 3.0	0.1 H 2 0 0 0 0 1 0 0 0 0 0 0 6 11 0.00 3.000																					
20 David Weathers, R ERA: 3.49	1.0 H 5 2 1 1 0 0 0 0 0 0 0 0 14 19 9.00 2.000																					
50 Claudio Vargas, R ERA: 1.93	1.0 H 3 0 0 0 0 0 0 0 0 0 0 0 4 5 0.00 0.000																					
51 Trevor Hoffman, R ERA: 1.84	1.0 S 4 1 0 0 1 0 0 0 0 0 0 0 11 14 0.00 1.000																					
Batter	1	2	3	4	5	6	7	8	9	AB	R	H	RBI	BB	SO	LOB	BOTTOM					
3 Felipe Lopez, S OBP: 0.380, SLG: 0.429	G6-3		BB			G3-1		G4-3		3	0	0	0	1	0	0	<b>Chicago Cubs @ Milwaukee Brewers</b> Miller Park, Milwaukee, WI Wed Sep 23 2009, 7:05 PM CDT Att: 32,340 - Cloudy - 70 F					
22 Jody Gerut, L OBP: 0.285, SLG: 0.396	G5-3		G3			HR		F8		4	1	1	1	0	0	2						
8 Ryan Braun, R OBP: 0.384, SLG: 0.541	G5-3					HR		K		4	1	2	0	0	1	0						
28 Prince Fielder, L OBP: 0.408, SLG: 0.595	G3-1		HR			K				3	1	1	2	0	1	1						
14 Casey McGehee, R OBP: 0.365, SLG: 0.503	K					K		K		3	0	0	0	0	3	1						
25 Mike Cameron, R OBP: 0.344, SLG: 0.447	F8					L5		K		3	0	0	0	0	1	1						
18 Jason Kendall, R OBP: 0.326, SLG: 0.288	F9		L8					B1-3		3	0	0	0	0	0	0						
21 Alcides Escobar, R OBP: 0.323, SLG: 0.374			SH1-4			G6-3		F8		3	0	1	0	0	0	0						
38 Chris Narveson, L ERA: 3.82										1	0	0	0	0	1	0						
60 Todd Coffey, R ERA: 3.0										0	0	0	0	0	0	0						
20 David Weathers, R ERA: 3.49										0	0	0	0	0	0	0						
27 Frank Catalanotto, L ERA: 8.88										1	0	0	0	0	0	0						
50 Claudio Vargas, R ERA: 1.93										0	0	0	0	0	0	0						
51 Trevor Hoffman, R ERA: 1.84										0	0	0	0	0	0	0						
<b>Inning Stats</b>	R: 0 E: 0 K: 0 S: 8	H: 0 LOB: 0 BB: 0 P: 11	R: 0 E: 0 K: 1 S: 10	H: 0 LOB: 0 BB: 0 P: 14	R: 0 E: 0 K: 0 S: 9	H: 1 LOB: 2 BB: 1 P: 15	R: 2 E: 0 K: 1 S: 13	H: 2 LOB: 0 BB: 0 P: 21	R: 0 E: 0 K: 1 S: 11	H: 0 LOB: 0 BB: 0 P: 16	R: 1 E: 0 K: 3 S: 14	H: 2 LOB: 1 BB: 0 P: 20	R: 0 E: 0 K: 0 S: 10	H: 0 LOB: 0 BB: 0 P: 15	R: 0 E: 0 K: 1 S: 8	H: 0 LOB: 0 BB: 0 P: 12	1B: 3 2B: 0 3B: 0 HR: 2	SF: 0 SAC: 1 DP: 0 HBP: 0	WP: 0 PB: 0 SB: 1 CS: 0	PA: 30		
<b>PITCHER</b>	IP WLS BF H R ER SO BB IBB HBP BLK WP HR S P ERA WHIP																					
29 Jeff Samardzija, R ERA: 7.53	5.0 L 21 5 3 3 3 0 1 0 0 0 0 0 0 4 6 5.40 1.200																					
45 Sean Marshall, L ERA: 4.39	0.1 1 0 0 0 1 0 0 0 0 0 0 0 4 6 0.00 0.000																					
64 Justin Berg, R ERA: 4.39	0.2 2 0 0 0 2 0 0 0 0 1 0 0 7 9 0.00 0.000																					
44 Jeff Stevens, R ERA: 8.88	1.0 3 0 0 0 0 0 0 0 0 0 0 0 10 15 0.00 0.000																					
43 John Grabow, L ERA: 3.1	1.0 3 0 0 0 1 0 0 0 0 0 0 0 8 12 0.00 0.000																					



Batter	1	2	3	4	5	6	7	8	9	AB	R	H	RBI	BB	SO	LOB	TOP															
1 Kosuke Fukudome, L (1,9) OBP: 0.375, SLG: 0.421										3	0	2	0	1	0	0	Chicago Cubs @ San Francisco Giants AT&T Park, San Francisco, CA Thu Sep 24 2009, 7:15 PM PDT Att: 31,603 - Partly Cloudy - 64 F															
13 Andrés Blanco, S (1,6) OBP: 0.312, SLG: 0.353										4	0	0	0	0	1	4																
25 Derrek Lee, R (1,3) OBP: 0.391, SLG: 0.585										3	1	0	0	1	1	2																
27 Sam Fuld, L (9,7)										0	0	0	0	0	0	0																
6 Micah Hoffpauir, L (1,7) (9,3)										4	1	1	0	0	0	1																
17 Mike Fontenot, L (1,4)										4	0	1	0	0	0	1																
28 Jeff Baker, R (1,5) OBP: 0.355, SLG: 0.446										4	1	2	2	0	0	1																
55 Koyie Hill, S (1,2)										4	0	1	0	0	1	1																
21 Tyler Colvin, L (1,8)										3	0	0	0	0	2	1																
46 Ryan Dempster, R (1,1) OBP: 0.188, SLG: 0.150										2	0	1	0	0	0	0																
24 Bobby Seales, S (8,PH) OBP: 0.317, SLG: 0.426										1	0	0	0	0	0	0																
47 Aaron Heilman, R (8,1)										0	0	0	0	0	0	0																
49 Carlos Marmol, R (9,1)										0	0	0	0	0	0	0																
<b>Inning Stats</b>	R: 0 E: 0 K: 0 S: 10	H: 1 LOB: 0 BB: 0 P: 16	R: 0 E: 0 K: 0 S: 7	H: 1 LOB: 1 BB: 0 P: 11	R: 0 E: 0 K: 2 S: 10	H: 1 LOB: 2 BB: 1 P: 17	R: 1 E: 0 K: 0 S: 10	H: 3 LOB: 1 BB: 0 P: 15	R: 0 E: 0 K: 1 S: 6	H: 0 LOB: 0 BB: 0 P: 11	R: 0 E: 0 K: 1 S: 9	H: 0 LOB: 0 BB: 0 P: 10	R: 0 E: 0 K: 0 S: 4	H: 1 LOB: 0 BB: 0 P: 4	R: 2 E: 0 K: 1 S: 12	H: 1 LOB: 0 BB: 1 P: 19	1B: 5 2B: 2 3B: 0 HR: 1	SF: 0 SAC: 0 DP: 3 HBP: 0	WP: 1 PB: 0 SB: 1 CS: 0	PA: 34												
<b>PITCHER</b>	IP WLS BF H R ER SO BB IBB HBP BLK WP HR S P ERA WHIP																															
31 Brad Penny, R (1,1) ERA: 5.15	8.0	29	7	1	1	4	1	0	0	0	1	0	61	94	1.12	1.000																
38 Brian Wilson, R (9,1) ERA: 2.79	1.0	L 5	1	2	2	1	1	0	0	0	0	1	12	19	18.00	2.000																

Chicago Cubs @ San Francisco Giants  
AT&T Park, San Francisco, CA  
Thu Sep 24 2009, 7:15 PM PDT  
Att: 31,603 - Partly Cloudy - 64 F

AB 32  
R 3  
H 8  
RBI 2  
BB 2  
SO 5  
LOB 11



Batter	1	2	3	4	5	6	7	8	9	AB	R	H	RBI	BB	SO	LOB	BOTTOM															
8 Eugenio Velez, S (1,4) OBP: 0.319, SLG: 0.429										4	0	1	0	0	2	2	Chicago Cubs @ San Francisco Giants AT&T Park, San Francisco, CA Thu Sep 24 2009, 7:15 PM PDT Att: 31,603 - Partly Cloudy - 64 F															
56 Andres Torres, S (1,9) OBP: 0.323, SLG: 0.512										4	0	0	0	0	1	2																
48 Pablo Sandoval, S (1,5) OBP: 0.380, SLG: 0.543										4	0	1	0	0	0	0																
1 Bengie Molina, R (1,2) OBP: 0.280, SLG: 0.425										2	0	0	0	0	1	1																
22 Eli Whiteside, R (5,2)										2	0	0	0	0	1	0																
5 Juan Uribe, R (1,6) OBP: 0.332, SLG: 0.497										4	1	1	0	0	2	0																
20 John Bowker, L (1,7) OBP: 0.284, SLG: 0.438										3	1	2	2	0	0	0																
2 Randy Winn, S (9,9) OBP: 0.318, SLG: 0.354										1	0	1	0	0	0	0																
35 Travis Ishikawa, L (1,3) OBP: 0.328, SLG: 0.394										2	0	0	0	2	0	1																
33 Aaron Rowand, R (1,8) OBP: 0.320, SLG: 0.428										4	0	1	0	0	2	3																
31 Brad Penny, R (1,1) ERA: 3.88	7.0	28	7	2	2	6	1	0	0	0	0	0	71	111	2.57	1.143																
47 Aaron Heilman, R (8,1) ERA: 4.02	1.0	W 3	0	0	0	1	0	0	0	0	0	7	12	0.00	0.000																	
49 Carlos Marmol, R (9,1) ERA: 3.42	1.0	S 5	1	0	0	3	1	0	0	0	0	18	25	0.00	2.000																	
<b>Inning Stats</b>	R: 0 E: 0 K: 0 S: 7	H: 2 LOB: 1 BB: 0 P: 10	R: 0 E: 0 K: 0 S: 10	H: 0 LOB: 1 BB: 1 P: 19	R: 0 E: 0 K: 1 S: 11	H: 0 LOB: 0 BB: 0 P: 13	R: 1 E: 0 K: 1 S: 13	H: 2 LOB: 1 BB: 0 P: 20	R: 0 E: 0 K: 1 S: 11	H: 1 LOB: 1 BB: 0 P: 20	R: 0 E: 0 K: 1 S: 8	H: 0 LOB: 0 BB: 0 P: 11	R: 1 E: 0 K: 2 S: 11	H: 2 LOB: 1 BB: 0 P: 18	R: 0 E: 0 K: 1 S: 7	H: 0 LOB: 0 BB: 0 P: 12	R: 0 E: 0 K: 3 S: 18	H: 1 LOB: 2 BB: 1 P: 25	1B: 6 2B: 1 3B: 0 HR: 1	SF: 0 SAC: 1 DP: 0 HBP: 0	WP: 1 PB: 0 SB: 0 CS: 1	PA: 36										
<b>PITCHER</b>	IP WLS BF H R ER SO BB IBB HBP BLK WP HR S P ERA WHIP																															

Chicago Cubs @ San Francisco Giants  
AT&T Park, San Francisco, CA  
Thu Sep 24 2009, 7:15 PM PDT  
Att: 31,603 - Partly Cloudy - 64 F

AB 33  
R 2  
H 8  
RBI 2  
BB 2  
SO 10  
LOB 11





Batter	1	2	3	4	5	6	7	8	9	AB	R	H	RBI	BB	SO	LOB	TOP								
1 Kosuke Fukudome, L (1, 9) OBP: 0.375, SLG: 0.422										4	1	1	0	1	2	2	<b>Chicago Cubs @ San Francisco Giants</b> AT&T Park, San Francisco, CA Fri Sep 25 2009, 7:15 PM PDT Att: 33,970 - Clear - 66 F								
2 Ryan Theriot, R (1, 6) OBP: 0.345, SLG: 0.376										4	0	2	1	0	0	3									
6 Micah Hoffpauir, L (1, 3) OBP: 0.295, SLG: 0.432										4	0	0	0	0	2	2									
28 Jeff Baker, R (1, 5) OBP: 0.358, SLG: 0.441										2	0	0	0	2	0	1									
17 Mike Fontenot, L (1, 4) OBP: 0.305, SLG: 0.383										4	0	0	0	0	0	3									
24 Bobby Seales, S (1, 7) OBP: 0.315, SLG: 0.420										4	1	1	0	0	1	1									
21 Tyler Colvin, L (9, 8) OBP: 0.250, SLG: 0.154										0	0	0	0	0	0	0									
55 Koyie Hill, S (1, 2) OBP: 0.307, SLG: 0.318										4	0	0	0	0	2	1									
27 Sam Fuld, L (1, 8) OBP: 0.396, SLG: 0.364										4	1	3	0	0	0	0									
38 Carlos Zambrano, S (1, 1) OBP: 0.217, SLG: 0.448										3	0	1	2	0	1	1									
<b>Inning Stats</b>	R: 0 E: 0 K: 2 S: 8	H: 1 LOB: 1 BB: 0 P: 13	R: 0 E: 0 K: 0 S: 5	H: 0 LOB: 0 BB: 0 P: 9	R: 0 E: 0 K: 0 S: 5	H: 1 LOB: 1 BB: 0 P: 11	R: 0 E: 0 K: 1 S: 8	H: 0 LOB: 1 BB: 1 P: 16	R: 0 E: 0 K: 2 S: 7	H: 0 LOB: 0 BB: 0 P: 11	R: 1 E: 0 K: 1 S: 9	H: 2 LOB: 1 BB: 1 P: 19	R: 1 E: 0 K: 1 S: 15	H: 2 LOB: 2 BB: 1 P: 22	R: 0 E: 0 K: 0 S: 4	H: 0 LOB: 0 BB: 0 P: 7	R: 1 E: 0 K: 1 S: 10	H: 2 LOB: 1 BB: 0 P: 13	1B: 6 2B: 2 3B: 0 HR: 0	SF: 0 SAC: 1 DP: 1 HBP: 0	WP: 1 PB: 0 SB: 0 CS: 0	PA: 37			
<b>PITCHER</b>	IP	WLS	BF	H	R	ER	SO	BB	IBB	HBP	BLK	WP	HR	S	P	ERA	WHIP								
55 Tim Lincecum, R (1, 1) ERA: 2.47	7.0	L	29	6	2	2	7	3	0	0	0	1	0	57	101	2.57	1.286								
45 Dan Runzler, L (8, 1) ERA:	1.0		3	0	0	0	0	0	0	0	0	0	0	4	7	0.00	0.000								
51 Randy Johnson, L (9, 1) ERA: 4.98	1.0		5	2	1	1	1	0	0	0	0	0	0	10	13	9.00	2.000								
Batter	1	2	3	4	5	6	7	8	9	AB	R	H	RBI	BB	SO	LOB	BOTTOM								
8 Eugenio Velez, S (1, 4) OBP: 0.315, SLG: 0.422										4	0	0	0	0	1	1	<b>Chicago Cubs @ San Francisco Giants</b> AT&T Park, San Francisco, CA Fri Sep 25 2009, 7:15 PM PDT Att: 33,970 - Clear - 66 F								
2 Randy Winn, S (1, 9) OBP: 0.318, SLG: 0.352										3	0	0	0	1	0	1									
48 Pablo Sandoval, S (1, 5) OBP: 0.378, SLG: 0.539										4	0	0	0	0	1	2									
5 Juan Uribe, R (1, 6) OBP: 0.332, SLG: 0.496										3	0	1	0	0	1	1									
20 John Bowker, L (1, 7) OBP: 0.250, SLG: 0.412										3	0	0	0	0	0	2									
35 Travis Ishikawa, L (1, 3) OBP: 0.326, SLG: 0.390										3	0	0	0	0	0	1									
28 Buster Posey, R (1, 2) OBP: 0.167, SLG: 0.167										3	0	0	0	0	2	1									
33 Aaron Rowand, R (1, 8) OBP: 0.318, SLG: 0.426										3	0	0	0	0	2	0									
55 Tim Lincecum, L (1, 1) OBP: 0.229, SLG: 0.175										2	0	1	0	0	1	0									
45 Dan Runzler, L (8, 1) ERA:										0	0	0	0	0	0	0									
14 Fred Lewis, L (6, PH) OBP: 0.354, SLG: 0.400										1	0	0	0	0	0	0									
51 Randy Johnson, R (9, 1) OBP: 0.111, SLG: 0.077										0	0	0	0	0	0	0									
<b>Inning Stats</b>	R: 0 E: 0 K: 2 S: 9	H: 0 LOB: 0 BB: 0 P: 11	R: 0 E: 0 K: 1 S: 8	H: 1 LOB: 1 BB: 0 P: 12	R: 0 E: 0 K: 2 S: 7	H: 0 LOB: 0 BB: 0 P: 9	R: 0 E: 0 K: 0 S: 8	H: 0 LOB: 1 BB: 1 P: 16	R: 0 E: 0 K: 0 S: 5	H: 0 LOB: 0 BB: 0 P: 7	R: 0 E: 0 K: 0 S: 6	H: 1 LOB: 1 BB: 0 P: 8	R: 0 E: 0 K: 1 S: 9	H: 0 LOB: 0 BB: 0 P: 14	R: 0 E: 0 K: 2 S: 8	H: 0 LOB: 0 BB: 0 P: 11	R: 0 E: 0 K: 0 S: 7	H: 0 LOB: 0 BB: 0 P: 10	1B: 2 2B: 0 3B: 0 HR: 0	SF: 0 SAC: 0 DP: 0 HBP: 0	WP: 0 PB: 0 SB: 0 CS: 0	PA: 30			
<b>PITCHER</b>	IP	WLS	BF	H	R	ER	SO	BB	IBB	HBP	BLK	WP	HR	S	P	ERA	WHIP								
38 Carlos Zambrano, R (1, 1) ERA: 3.69	9.0	W	30	2	0	0	8	1	0	0	0	0	0	67	98	0.00	0.333								

AB	33
R	3
H	8
RBI	3
BB	3
SO	8
LOB	14





Batter	1	2	3	4	5	6	7	8	9	AB	R	H	RBI	BB	SO	LOB	TOP					
2 Ryan Theriot, R OBP: 0.344, SLG: 0.375	F9		99 2B 5 1B	P4		K		G4-3		5	1	1	0	0	1	1						
99 So Taguchi, R OBP: 0.425, SLG: 0.571	K			G3-1						3	1	1	0	0	1	0						
1 Kosuke Fukudome, L OBP: 0.377, SLG: 0.423										1	0	1	1	1	0	0						
16 Aramis Ramirez, R OBP: 0.391, SLG: 0.527	G6-3									4	2	1	1	1	0	2						
5 Jake Fox, R OBP: 0.327, SLG: 0.505										3	0	2	2	0	1	0						
6 Micah Hoffpauir, L OBP: 0.300, SLG: 0.437										2	1	2	0	0	0	0						
28 Jeff Baker, R OBP: 0.350, SLG: 0.430										5	0	0	0	0	0	5						
9 Reed Johnson, R OBP: 0.343, SLG: 0.414										3	0	2	0	2	0	1						
18 Geovany Soto, R OBP: 0.319, SLG: 0.386										4	0	1	2	1	0	5						
27 Sam Fuld, L OBP: 0.406, SLG: 0.363										3	1	1	0	2	0	3						
32 Tom Gorzelanny, R OBP: 0.266, SLG: 0.460										2	0	0	0	0	0	1	6					
7 Aaron Miles, S										0	0	0	0	0	0	0	0					
33 Esmailin Caridad, R										0	0	0	0	0	0	0	0					
17 Mike Fontenot, L OBP: 0.343, SLG: 0.356										1	0	0	0	0	0	0	0					
43 John Grabow, L										0	0	0	0	0	0	0	0					
49 Carlos Marmol, R										0	0	0	0	0	0	0	0					
<b>Inning Stats</b>	R: 0 E: 0 K: 1 S: 5	H: 0 LOB: 0 BB: 0 P: 5	R: 0 E: 0 K: 1 S: 14	H: 2 LOB: 3 BB: 2 P: 25	R: 3 E: 0 K: 0 S: 13	H: 3 LOB: 3 BB: 3 P: 28	R: 1 E: 0 K: 1 S: 10	H: 1 LOB: 0 BB: 0 P: 15	R: 0 E: 0 K: 0 S: 8	H: 0 LOB: 1 BB: 1 P: 13	R: 1 E: 0 K: 1 S: 11	H: 2 LOB: 1 BB: 0 P: 15	R: 0 E: 0 K: 0 S: 16	H: 2 LOB: 2 BB: 0 P: 20	R: 0 E: 0 K: 0 S: 14	H: 0 LOB: 1 BB: 0 P: 21	R: 1 E: 0 K: 0 S: 11	H: 2 LOB: 1 BB: 0 P: 18	1B: 9 2B: 2 3B: 0 HR: 1	SF: 0 SAC: 1 DP: 2 HBP: 0	WP: 1 PB: 0 SB: 1 CS: 0	PA: 44
<b>PITCHER</b>	IP	WLS	BF	H	R	ER	SO	BB	IBB	HBP	BLK	WP	HR	S	P	ERA	WHIP					
75 Barry Zito, L ERA: 4.1	4.0	L	22	6	4	4	3	3	2	0	0	0	1	42	73	9.00	2.250					
49 Brandon Medders, R ERA: 3.07	2.0		8	2	1	1	1	1	0	0	0	0	0	19	28	4.50	1.500					
60 Waldis Joaquin, R ERA: 4.66	1.0		5	2	0	0	0	0	0	0	0	0	0	16	20	0.00	2.000					
46 Bob Howry, R ERA: 3.32	1.0		4	0	0	0	0	1	0	0	0	0	0	14	21	0.00	1.000					
47 Merkin Valdez, R ERA: 5.66	1.0		5	2	1	1	0	0	0	0	0	1	0	11	18	9.00	2.000					

Chicago Cubs @ San Francisco Giants  
AT&T Park, San Francisco, CA  
Sat Sep 26 2009, 1:10 PM PDT  
Att: 35,885 - Sunny - 79 F

AB 36  
R 6  
H 12  
RBI 6  
BB 7  
SO 4  
LOB 23



Batter	1	2	3	4	5	6	7	8	9	AB	R	H	RBI	BB	SO	LOB	BOTTOM				
8 Eugenio Velez, S OBP: 0.309, SLG: 0.413	G5-3		F7	G4-3					F9	5	0	0	0	0	1	4					
56 Andres Torres, S OBP: 0.326, SLG: 0.500	K									3	0	0	0	0	2	1					
20 John Bowker, L OBP: 0.246, SLG: 0.404										1	0	0	0	0	0	1					
46 Bob Howry, L										0	0	0	0	0	0	0					
47 Merkin Valdez, R										0	0	0	0	0	0	0					
48 Pablo Sandoval, S OBP: 0.379, SLG: 0.537										3	0	1	0	1	0	1					
5 Juan Uribe, R OBP: 0.336, SLG: 0.507										4	1	3	2	0	1	1					
23 Ryan Garko, R OBP: 0.343, SLG: 0.423										3	0	0	0	1	0	3					
28 Buster Posey, R OBP: 0.100, SLG: 0.100										4	0	0	0	0	1	1					
12 Nate Schierholz, L OBP: 0.304, SLG: 0.406										4	0	1	0	0	1	2					
9 Kevin Frandsen, R OBP: 0.204, SLG: 0.180										2	0	0	0	0	1	3					
14 Fred Lewis, L OBP: 0.352, SLG: 0.397										2	0	0	0	0	1	0					
75 Barry Zito, L OBP: 0.186, SLG: 0.192										0	1	0	0	1	0	0					
13 Jesus Guzman, R										1	0	1	0	0	0	0					
49 Brandon Medders, R										0	0	0	0	0	0	0					
60 Waldis Joaquin, R										0	0	0	0	0	0	0					
2 Randy Wine, S OBP: 0.318, SLG: 0.354										2	0	1	0	0	1	0					
<b>Inning Stats</b>	R: 0 E: 0 K: 2 S: 10	H: 1 LOB: 1 BB: 0 P: 15	R: 0 E: 1 K: 0 S: 10	H: 0 LOB: 1 BB: 1 P: 16	R: 1 E: 0 K: 1 S: 15	H: 1 LOB: 2 BB: 2 P: 29	R: 0 E: 0 K: 2 S: 6	H: 2 LOB: 0 BB: 0 P: 12	R: 0 E: 0 K: 2 S: 11	H: 0 LOB: 1 BB: 0 P: 16	R: 0 E: 0 K: 1 S: 13	H: 1 LOB: 1 BB: 0 P: 17	R: 1 E: 0 K: 0 S: 7	H: 1 LOB: 0 BB: 0 P: 9	R: 0 E: 0 K: 1 S: 8	H: 0 LOB: 0 BB: 0 P: 11	1B: 5 2B: 1 3B: 0 HR: 1	SF: 0 SAC: 0 DP: 1 HBP: 0	WP: 1 PB: 0 SB: 0 CS: 0	PA: 37	
<b>PITCHER</b>	IP	WLS	BF	H	R	ER	SO	BB	IBB	HBP	BLK	WP	HR	S	P	ERA	WHIP				
32 Tom Gorzelanny, L ERA: 4.7	5.0	W	23	5	1	1	5	3	0	0	0	1	0	55	95	1.80	1.600				
33 Esmailin Caridad, R ERA: 1.65	2.0		7	1	0	0	3	0	0	0	0	0	0	24	33	0.00	0.500				
43 John Grabow, L ERA: 0.15	1.0		4	1	1	1	0	0	0	0	0	0	1	7	9	9.00	1.000				
49 Carlos Marmol, R ERA: 3.38	1.0		3	0	0	0	1	0	0	0	0	0	0	8	11	0.00	0.000				

Chicago Cubs @ San Francisco Giants  
AT&T Park, San Francisco, CA  
Sat Sep 26 2009, 1:10 PM PDT  
Att: 35,885 - Sunny - 79 F

AB 34  
R 2  
H 7  
RBI 2  
BB 3  
SO 9  
LOB 17





Batter	1	2	3	4	5	6	7	8	9	AB	R	H	RBI	BB	SO	LOB	TOP					
2 Ryan Theriot, R OBP: 0.342, SLG: 0.372										4	0	0	0	0	0	3	<p>Chicago Cubs @ San Francisco Giants</p> <p>AT&amp;T Park, San Francisco, CA</p> <p>Sun Sep 27 2009, 1:05 PM PDT</p> <p>Att: 38,330 - Partly Cloudy - 81 F</p>					
1 Kosuke Fukudome, L OBP: 0.376, SLG: 0.424										4	0	1	0	0	2	3						
16 Aramis Ramirez, R OBP: 0.386, SLG: 0.520										4	0	0	0	0	2	1						
5 Jake Fox, R OBP: 0.322, SLG: 0.495										4	0	0	0	0	2	1						
28 Jeff Baker, R OBP: 0.348, SLG: 0.431										4	1	1	0	0	2	0						
24 Bobby Seales, S OBP: 0.313, SLG: 0.431										4	0	1	1	0	1	0						
55 Koyie Hill, S OBP: 0.310, SLG: 0.318										3	0	1	0	1	0	0						
27 Sam Fuld, L OBP: 0.404, SLG: 0.354										2	0	0	0	1	0	1						
9 Reed Johnson, R OBP: 0.341, SLG: 0.412										1	0	0	0	0	1	2						
36 Randy Wells, R OBP: 0.213, SLG: 0.244										2	0	1	0	0	0	1						
45 Sean Marshall, L OBP: 0.286, SLG: 0.231										0	0	0	0	0	0	0						
44 Jeff Stevens, L OBP: 0.303, SLG: 0.437										0	0	0	0	0	0	0						
6 Micah Hoffpauir, L OBP: 0.303, SLG: 0.437										0	0	0	0	1	0	0						
64 Justin Berg, R										0	0	0	0	0	0	0						
<b>Inning Stats</b>	R: 0 E: 0 K: 0 S: 9	H: 1 LOB: 1 BB: 0 P: 14	R: 0 E: 0 K: 1 S: 5	H: 0 LOB: 0 BB: 0 P: 6	R: 0 E: 0 K: 1 S: 9	H: 1 LOB: 1 BB: 0 P: 14	R: 0 E: 0 K: 3 S: 12	H: 0 LOB: 0 BB: 0 P: 16	R: 0 E: 0 K: 0 S: 12	H: 0 LOB: 0 BB: 0 P: 15	R: 0 E: 0 K: 0 S: 5	H: 0 LOB: 0 BB: 0 P: 10	R: 0 E: 0 K: 2 S: 9	H: 0 LOB: 0 BB: 0 P: 13	R: 0 E: 0 K: 1 S: 13	H: 0 LOB: 2 BB: 2 P: 24	R: 1 E: 0 K: 2 S: 18	H: 2 LOB: 1 BB: 1 P: 31	1B: 1 2B: 3 3B: 1 HR: 0	SF: 0 SAC: 0 DP: 0 HBP: 0	WP: 0 PB: 0 SB: 0 CS: 0	PA: 35
<b>PITCHER</b>	IP WLS BF H R ER SO BB IBB HBP BLK WP HR S P ERA WHIP																					
18 Matt Cain, R ERA: 2.88	8.0 W 29 3 0 0 8 2 0 0 0 0 0 0 74 112 0.00 0.625																					
54 Sergio Romo, R ERA: 4.13	0.2 4 2 1 1 1 0 0 0 0 0 0 0 11 18 13.50 3.000																					
41 Jeremy Affeldt, L ERA: 1.72	0.0 1 0 0 0 0 1 0 0 0 0 0 0 3 7 7 0.00 0.000																					
38 Brian Wilson, R ERA: 2.78	0.1 S 1 0 0 0 1 0 0 0 0 0 0 0 4 6 0.00 0.000																					

Batter	1	2	3	4	5	6	7	8	9	AB	R	H	RBI	BB	SO	LOB	BOTTOM			
8 Eugenio Velez, S OBP: 0.310, SLG: 0.413										5	2	2	1	0	0	3	<p>Chicago Cubs @ San Francisco Giants</p> <p>AT&amp;T Park, San Francisco, CA</p> <p>Sun Sep 27 2009, 1:05 PM PDT</p> <p>Att: 38,330 - Partly Cloudy - 81 F</p>			
14 Fred Lewis, L OBP: 0.355, SLG: 0.398										2	0	1	0	1	1	0				
56 Andres Torres, S OBP: 0.329, SLG: 0.500										2	0	1	0	0	1	1				
2 Randy Winn, S OBP: 0.317, SLG: 0.353										5	0	1	0	0	0	5				
48 Pablo Sandoval, S OBP: 0.381, SLG: 0.537										4	0	2	1	1	0	1				
5 Juan Uribe, R OBP: 0.337, SLG: 0.505										5	0	2	1	0	0	5				
20 John Bowker, L OBP: 0.246, SLG: 0.393										4	0	1	0	0	0	5				
35 Travis Ishikawa, L OBP: 0.328, SLG: 0.391										4	2	2	0	0	1	2				
22 Eli Whiteside, R OBP: 0.252, SLG: 0.300										3	1	2	2	1	0	0				
18 Matt Cain, R OBP: 0.206, SLG: 0.220										1	0	0	0	0	0	0				
54 Sergio Romo, R ERA: 4.39										0	0	0	0	0	0	0				
41 Jeremy Affeldt, L OBP: 0.500, SLG: 0.500										0	0	0	0	0	0	0				
38 Brian Wilson, R										0	0	0	0	0	0	0				
<b>Inning Stats</b>	R: 1 E: 0 K: 0 S: 7	H: 2 LOB: 2 BB: 1 P: 16	R: 1 E: 0 K: 0 S: 6	H: 2 LOB: 1 BB: 1 P: 14	R: 0 E: 0 K: 0 S: 10	H: 1 LOB: 1 BB: 0 P: 14	R: 0 E: 0 K: 0 S: 6	H: 0 LOB: 0 BB: 0 P: 10	R: 0 E: 0 K: 1 S: 11	H: 2 LOB: 2 BB: 0 P: 17	R: 3 E: 0 K: 1 S: 15	H: 5 LOB: 2 BB: 0 P: 19	R: 0 E: 0 K: 1 S: 10	H: 1 LOB: 2 BB: 1 P: 15	R: 0 E: 0 K: 0 S: 8	H: 1 LOB: 1 BB: 0 P: 9	1B: 12 2B: 2 3B: 0 HR: 0	SF: 0 SAC: 3 DP: 0 HBP: 0	WP: 0 PB: 0 SB: 1 CS: 0	PA: 41
<b>PITCHER</b>	IP WLS BF H R ER SO BB IBB HBP BLK WP HR S P ERA WHIP																			
36 Randy Wells, R ERA: 3.18	5.1 L 28 10 0 5 5 1 1 0 0 0 0 0 0 47 79 8.44 2.062																			
45 Sean Marshall, L ERA: 4.39	0.1 3 2 0 0 1 0 0 0 0 0 0 0 7 9 0.00 6.000																			
44 Jeff Stevens, R ERA: 7.59	1.1 6 1 0 0 1 1 0 0 0 0 0 0 11 17 0.00 1.500																			
64 Justin Berg, R	1.0 4 1 0 0 0 0 0 0 0 0 0 0 8 9 0.00 1.000																			

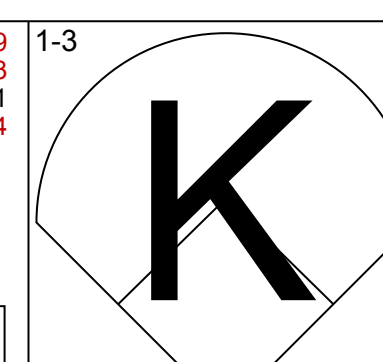
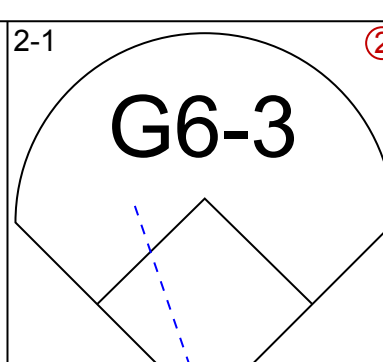
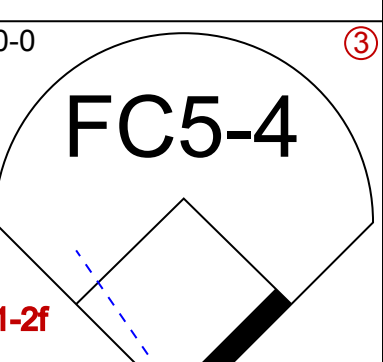
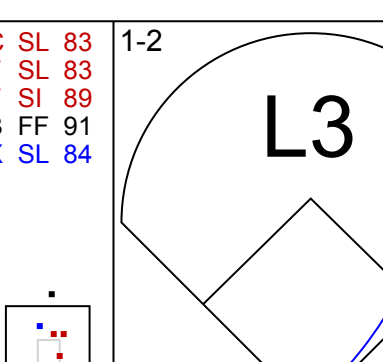
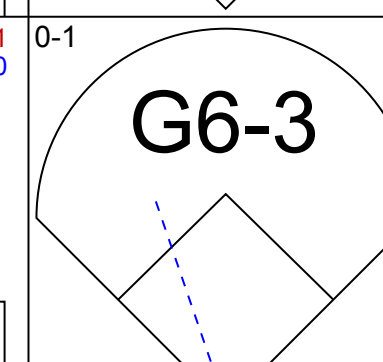
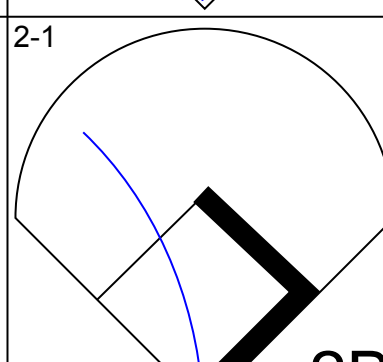
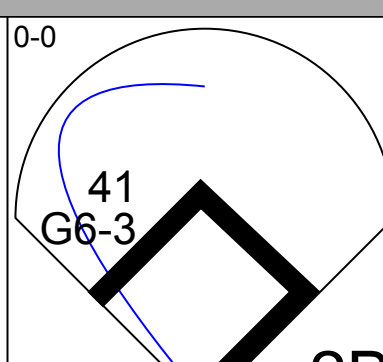
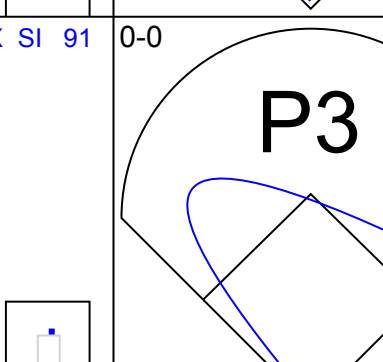
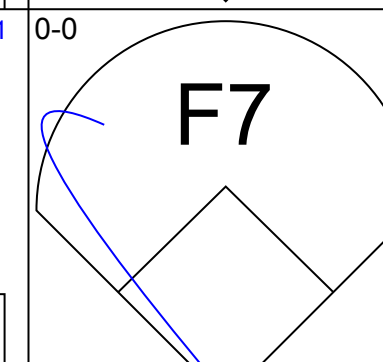
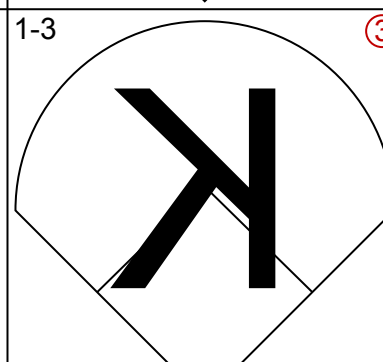
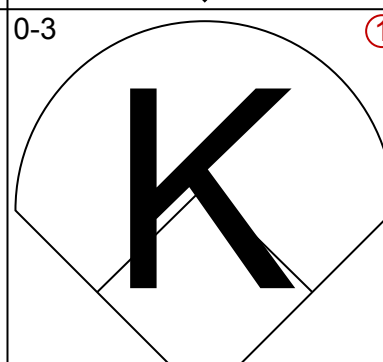
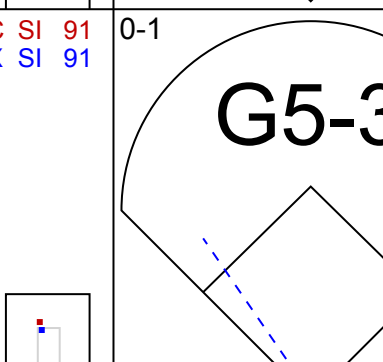
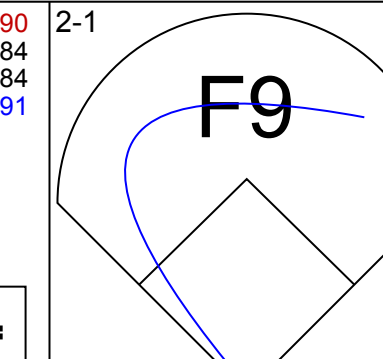
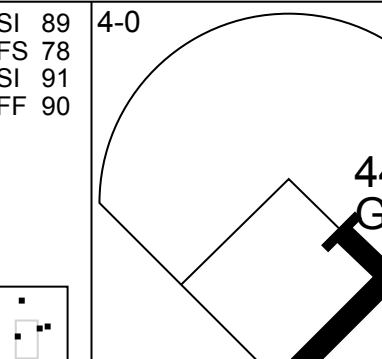
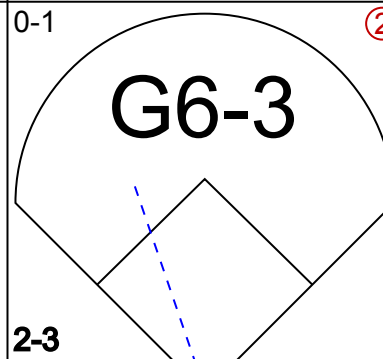
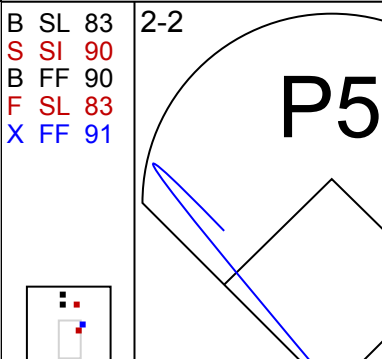
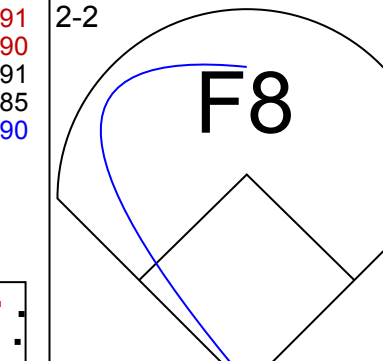
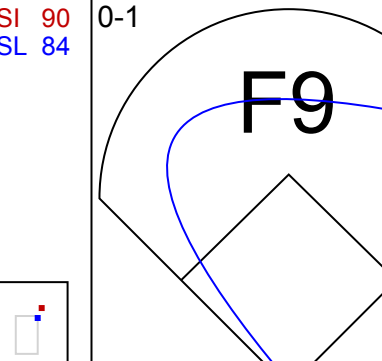
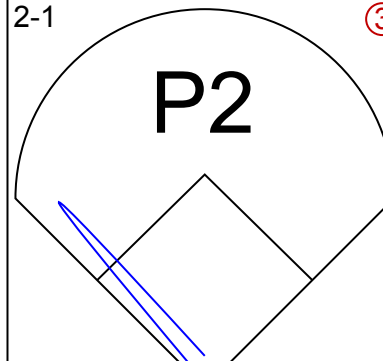
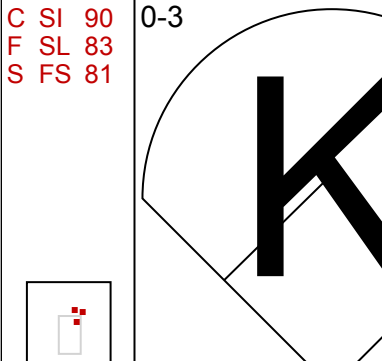
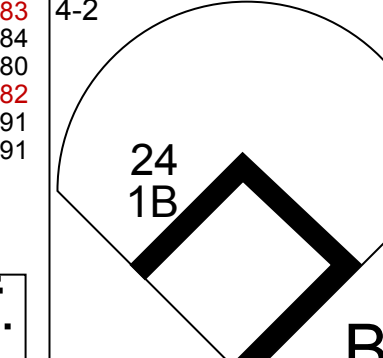
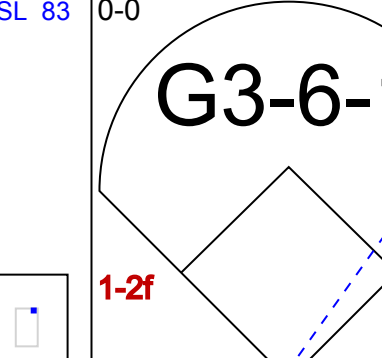
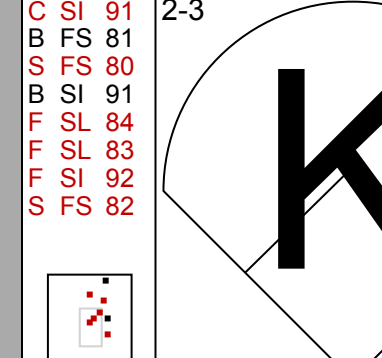
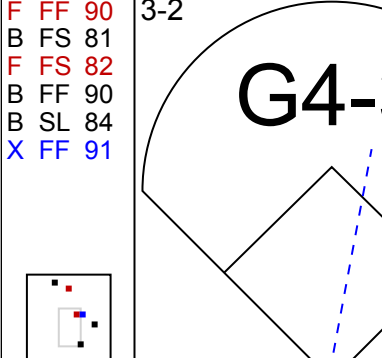
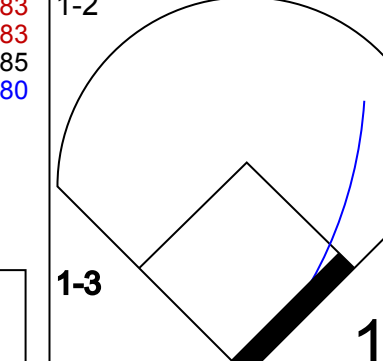
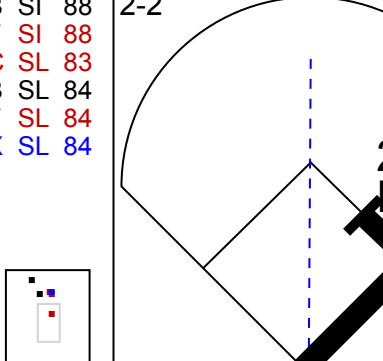
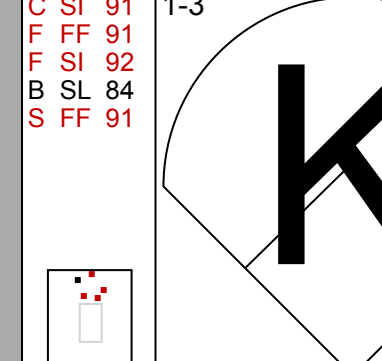
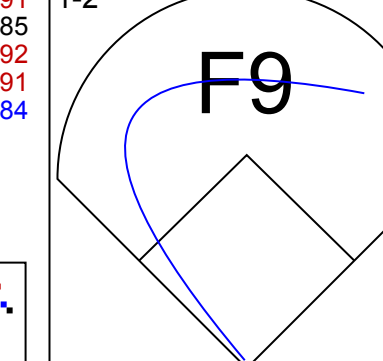
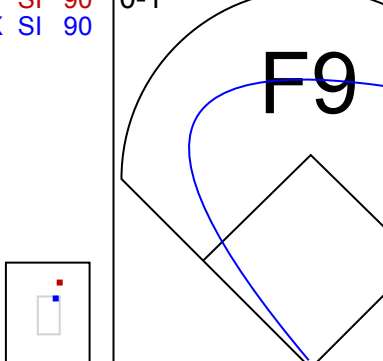
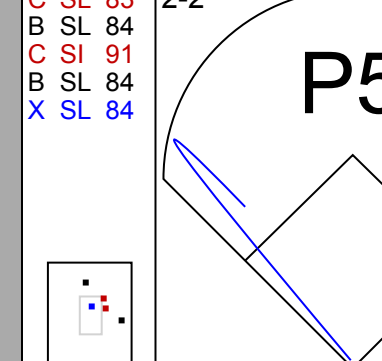

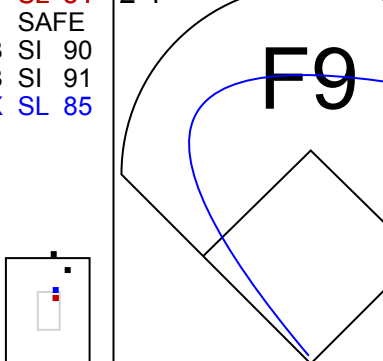
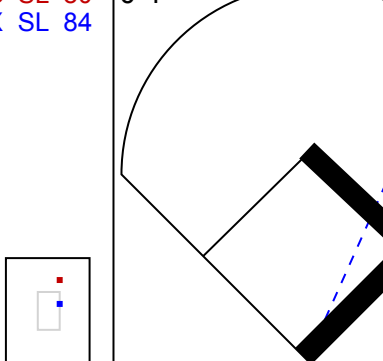
livebaseballscorecards.com

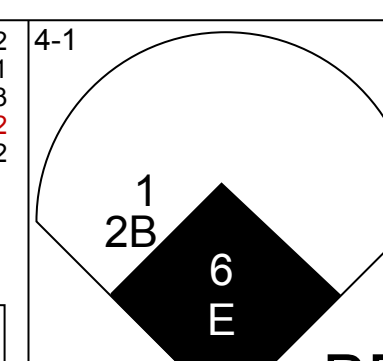
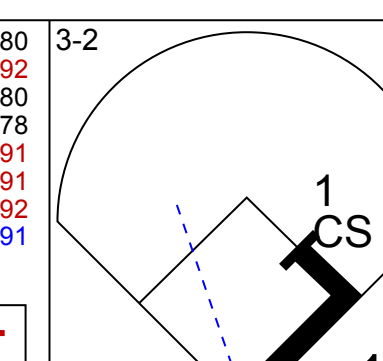
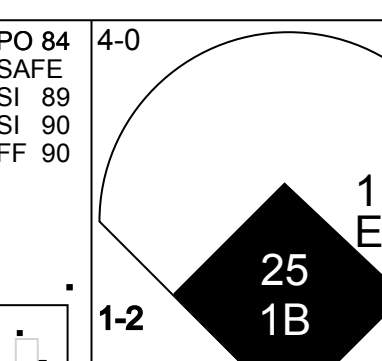
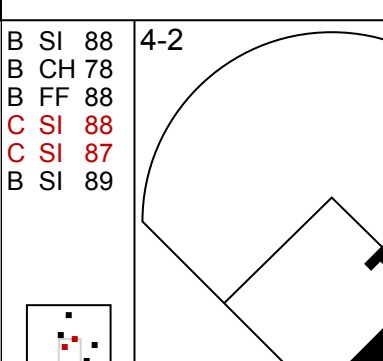
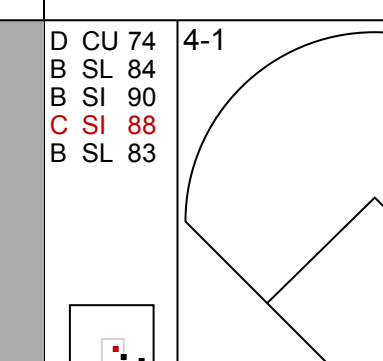
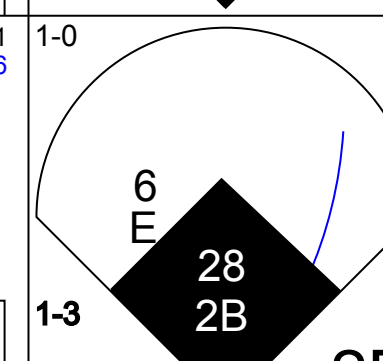
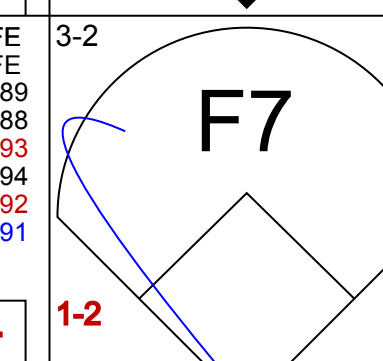
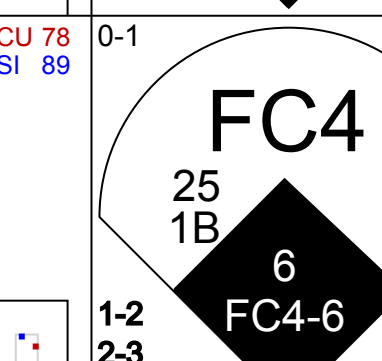
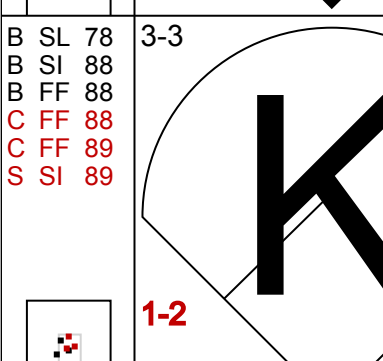
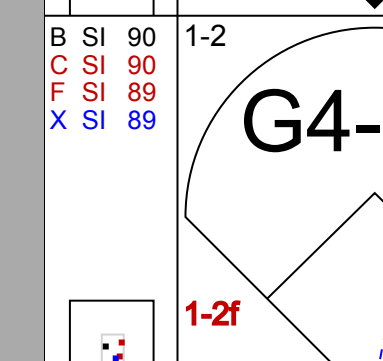
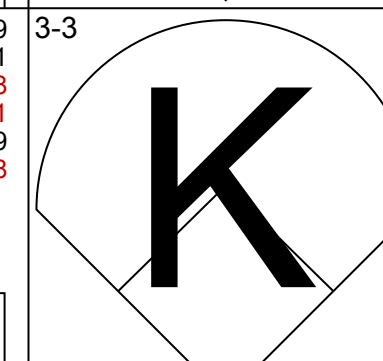
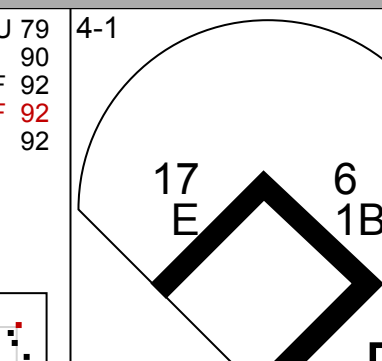
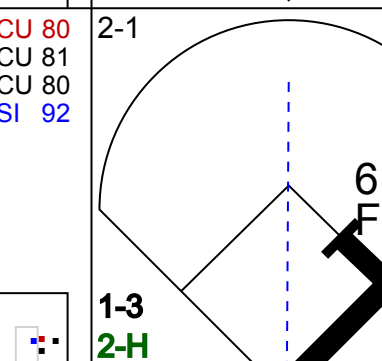
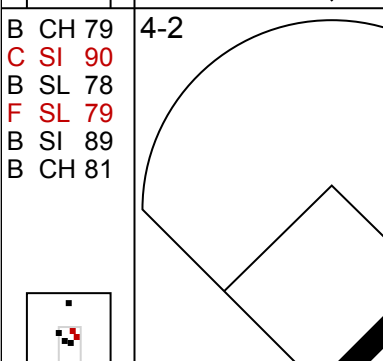
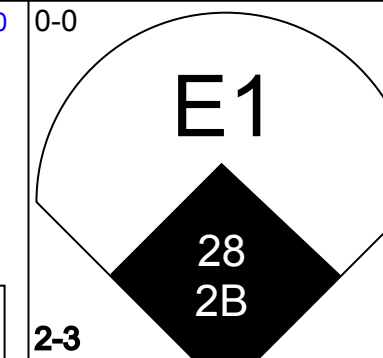
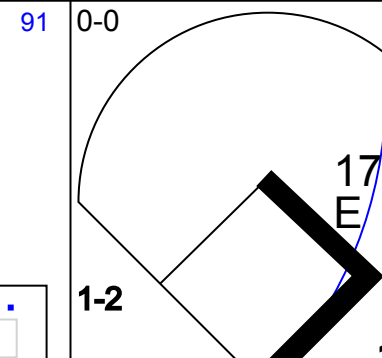
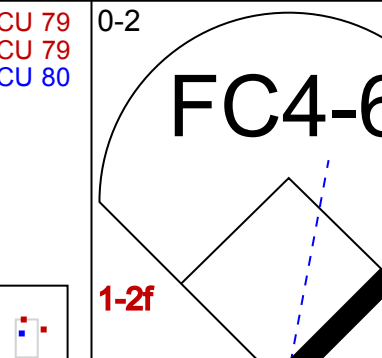
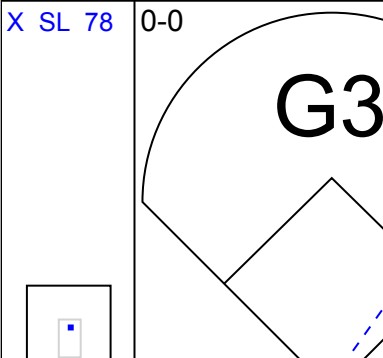
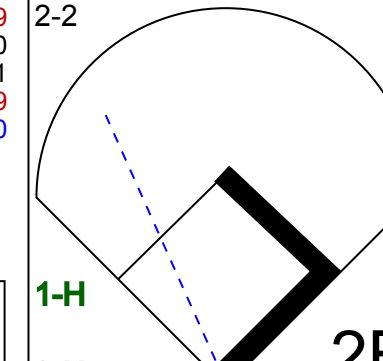
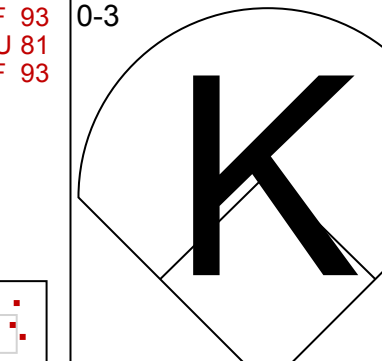
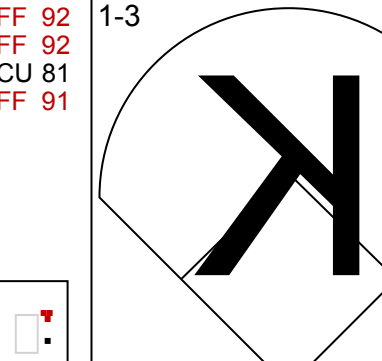

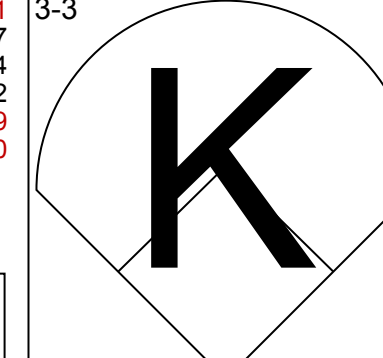
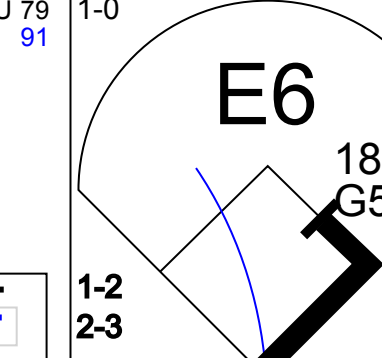

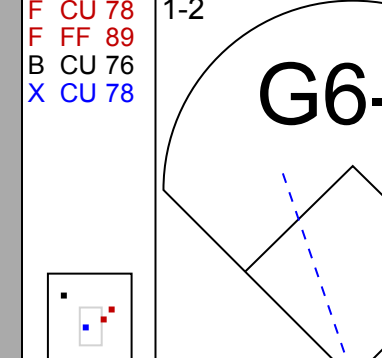
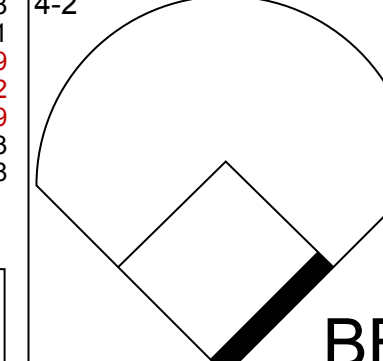
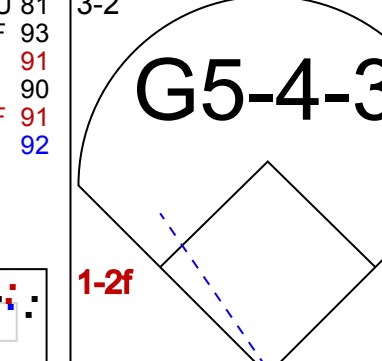
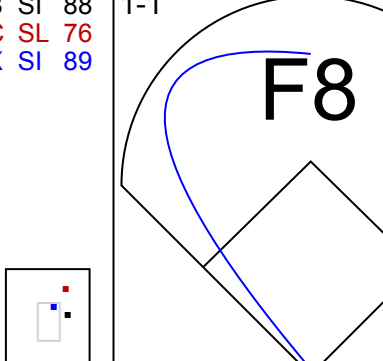
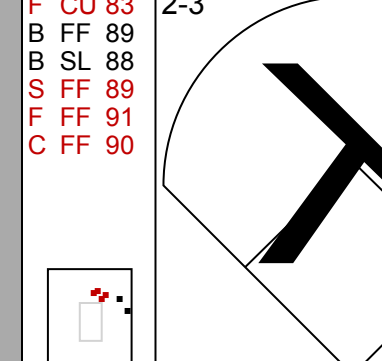

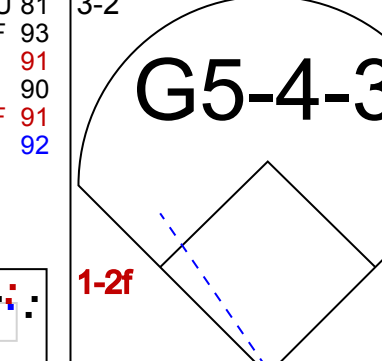
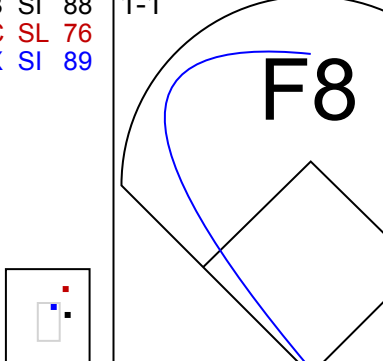
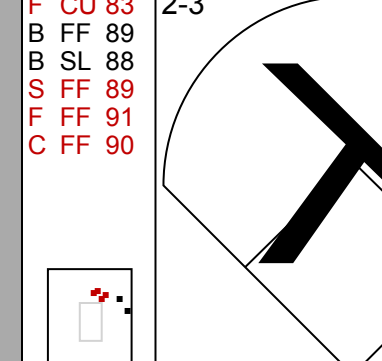
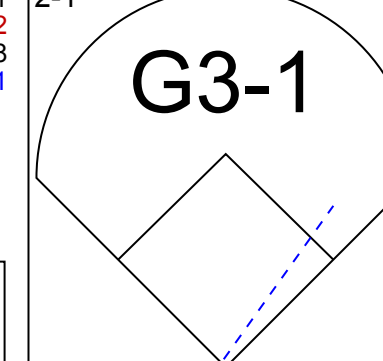
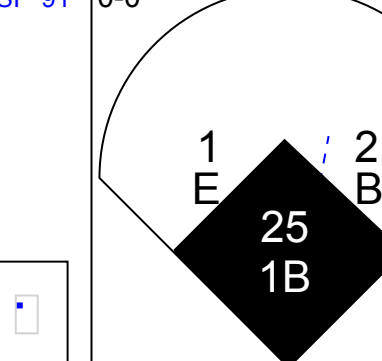
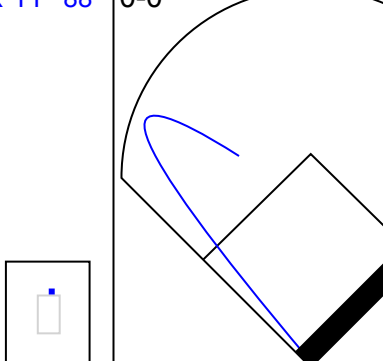
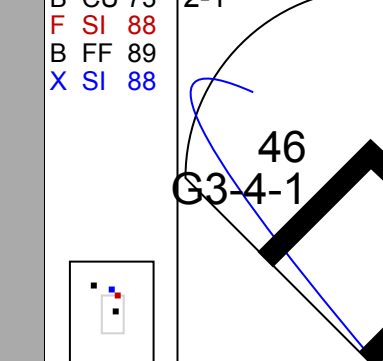
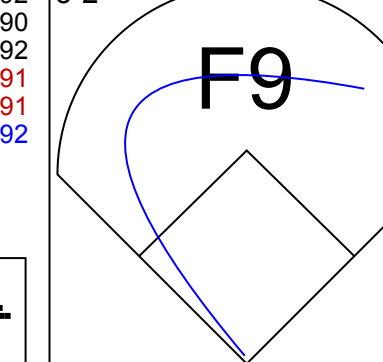
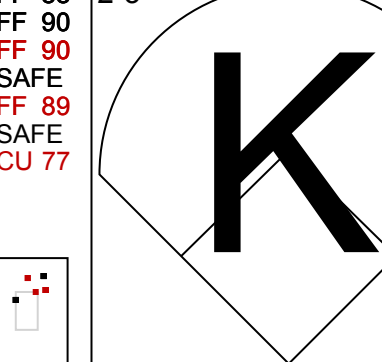
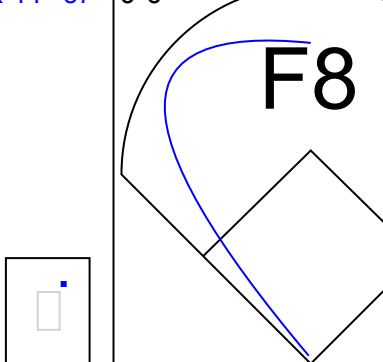
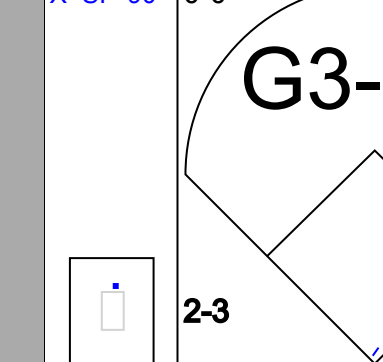
AB 32  
R 1  
H 5  
RBI 1  
BB 3  
SO 10  
LOB 12

livebaseballscorecards.com

AB 35  
R 5  
H 14  
RBI 5  
BB 3  
SO 3  
LOB 22



Batter	1	2	3	4	5	6	7	8	9	AB	R	H	RBI	BB	SO	LOB	TOP			
22 Andrew McCutchen, R (1.8) OBP: 0.355, SLG: 0.488										4	0	0	0	0	1	2	Pittsburgh Pirates @ Chicago Cubs Wrigley Field, Chicago, IL Tue Sep 29 2009, 7:05 PM CDT Att: 35,308 - Cloudy - 55 F			
15 Andy LaRoche, R (1.5) OBP: 0.335, SLG: 0.408										4	0	2	0	0	0	1				
46 Garrett Jones, L (1.3) OBP: 0.375, SLG: 0.588										4	0	0	0	0	2	3				
41 Ryan Doumit, S (1.2) OBP: 0.292, SLG: 0.397										3	0	0	0	1	0	1				
85 Lastings Milledge, R (1.7) OBP: 0.320, SLG: 0.359										4	0	0	0	0	1	2				
44 Brandon Moss, L (1.9) OBP: 0.299, SLG: 0.369										3	0	0	0	1	1	1				
24 Delwyn Young, S (1.4) OBP: 0.325, SLG: 0.376										3	0	2	0	0	1	0				
36 Luis Alfonso Cruz, R (1.6) OBP: 0.300, SLG: 0.242										3	0	0	0	0	0	3				
25 Kevin Hart, R (1.1) OBP: 0.296, SLG: 0.196										1	0	0	0	0	0	0				
35 Jason Jaramano, S (5. Ph) OBP: 0.376, SLG: 0.289										1	0	0	0	0	0	1				
32 Phil Dumatrai, R (5.1) OBP: 0.375, SLG: 0.423										0	0	0	0	0	0	0				
34 Chris Bootcheck, R (7.1) OBP: 0.313, SLG: 0.431										0	0	0	0	0	0	0				
18 Neil Walker, S (8. Ph) OBP: 0.389, SLG: 0.325										1	0	1	0	0	0	0				
17 Eric Hacker, S (8.1) ERA: 9.0										0	0	0	0	0	0	0				
<b>Inning Stats</b>	R: 0 E: 0 K: 1 S: 6	H: 0 LOB: 0 BB: 7	R: 0 E: 0 K: 0 S: 14	H: 1 LOB: 2 BB: 1 P: 24	R: 0 E: 0 K: 1 S: 10	H: 1 LOB: 1 BB: 0 P: 17	R: 0 E: 0 K: 0 S: 3	H: 0 LOB: 0 BB: 0 P: 7	R: 0 E: 0 K: 1 S: 9	H: 1 LOB: 1 BB: 0 P: 13	R: 0 E: 0 K: 1 S: 8	H: 0 LOB: 0 BB: 0 P: 18	R: 0 E: 0 K: 0 S: 9	H: 1 LOB: 0 BB: 0 P: 10	R: 0 E: 0 K: 1 S: 9	H: 0 LOB: 0 BB: 0 P: 14	1B: 2 2B: 3 3B: 0 HR: 0	SF: 0 SAC: 0 DP: 1 HBP: 0	WP: 0 PB: 0 SB: 0 CS: 0	PA: 33
<b>PITCHER</b> 46 Ryan Dempster, R (1.1) ERA: 3.51	IP: 9.0 WLS: W BF: 33 H: 5 R: 0 ER: 0 SO: 6 BB: 2 IBB: 0 HBP: 0 BLK: 0 WP: 0 HR: 0 S: 81 P: 120 ERA: 0.00 WHIP: 0.778															<b>PITCHER</b>				

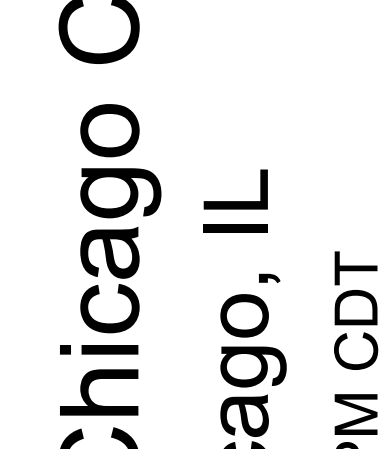
Batter	1	2	3	4	5	6	7	8	9	AB	R	H	RBI	BB	SO	LOB	BOTTOM			
2 Ryan Theriot, R (1.6) OBP: 0.347, SLG: 0.373										1	2	1	0	4	0	0	Pittsburgh Pirates @ Chicago Cubs Wrigley Field, Chicago, IL Tue Sep 29 2009, 7:05 PM CDT Att: 35,308 - Cloudy - 55 F			
1 Kosuke Fukudome, L (1.9) OBP: 0.375, SLG: 0.423										5	2	1	0	0	1	6				
25 Derrek Lee, R (1.3) OBP: 0.393, SLG: 0.584										2	0	1	2	2	1	2				
24 Bobby Seales, S (7.7) OBP: 0.313, SLG: 0.431										0	0	0	0	0	0	0				
6 Micah Hoffpauir, L (1.7) OBP: 0.302, SLG: 0.434										4	1	1	2	0	0	3				
28 Jeff Baker, R (1.5) OBP: 0.346, SLG: 0.433										4	0	1	2	0	2	3				
17 Mike Fontenot, L (1.4) OBP: 0.301, SLG: 0.378										4	0	0	0	0	1	3				
18 Geovany Soto, R (1.2) OBP: 0.318, SLG: 0.382										3	0	0	0	1	1	3				
27 Sam Fuld, L (1.8) OBP: 0.417, SLG: 0.384										4	1	3	0	0	0	2				
46 Ryan Dempster, R (1.1) OBP: 0.176, SLG: 0.141										4	0	0	0	0	1	3				
<b>Inning Stats</b>	R: 3 E: 1 K: 2 S: 17	H: 2 LOB: 2 BB: 2 P: 36	R: 0 E: 0 K: 0 S: 11	H: 1 LOB: 0 BB: 0 P: 20	R: 0 E: 1 K: 1 S: 9	H: 1 LOB: 2 BB: 1 P: 17	R: 3 E: 1 K: 2 S: 15	H: 2 LOB: 1 BB: 1 P: 23	R: 0 E: 0 K: 0 S: 6	H: 1 LOB: 1 BB: 0 P: 7	R: 0 E: 0 K: 1 S: 8	H: 0 LOB: 1 BB: 2 P: 19	R: 0 E: 0 K: 1 S: 10	H: 0 LOB: 0 BB: 0 P: 15	R: 0 E: 0 K: 0 S: 7	H: 1 LOB: 1 BB: 1 P: 14	1B: 5 2B: 4 3B: 0 HR: 0	SF: 0 SAC: 0 DP: 3 HBP: 0	WP: 0 PB: 0 SB: 0 CS: 2	PA: 38
<b>PITCHER</b> 25 Kevin Hart, R (1.1) ERA: 5.44	IP: 4.0 WLS: L BF: 23 H: 6 R: 6 ER: 3 SO: 3 BB: 4 IBB: 0 HBP: 0 BLK: 0 WP: 0 HR: 0 S: 14 P: 26 ERA: 6.75 WHIP: 2.500															<b>PITCHER</b>				
32 Phil Dumatrai, L (5.1) ERA: 7.5	IP: 2.0 WLS: 0 BF: 8 H: 1 R: 0 ER: 0 SO: 1 BB: 2 IBB: 0 HBP: 0 BLK: 0 WP: 0 HR: 0 S: 14 P: 26 ERA: 0.00 WHIP: 1.500																			
34 Chris Bootcheck, R (7.1) ERA: 10.54	IP: 1.0 WLS: 0 BF: 3 H: 0 R: 0 ER: 0 SO: 1 BB: 0 IBB: 0 HBP: 0 BLK: 0 WP: 0 HR: 0 S: 10 P: 15 ERA: 0.00 WHIP: 0.000																			
17 Eric Hacker, R (8.1) ERA: 9.0	IP: 1.0 WLS: 0 BF: 4 H: 1 R: 0 ER: 0 SO: 0 BB: 1 IBB: 0 HBP: 0 BLK: 0 WP: 0 HR: 0 S: 7 P: 14 ERA: 0.00 WHIP: 2.000																			

AB 31  
R 0  
H 5  
RBI 0  
BB 2  
SO 6  
LOB 14



WP: 0  
PB: 0  
SB: 0  
CS: 0

AB 31  
R 6  
H 8  
RBI 6  
BB 7  
SO 7  
LOB 25



WP: 0  
PB: 0  
SB: 0  
CS: 2







Batter	1	2	3	4	5	6	7	8	9	AB	R	H	RBI	BB	SO	LOB	TOP			
22 Andrew McCutchen, R OBP: 0.357, SLG: 0.489										4	2	2	0	1	1	1				
15 Andy LaRoche, R OBP: 0.331, SLG: 0.402										5	1	1	0	0	3	3				
46 Garrett Jones, L OBP: 0.374, SLG: 0.581										4	1	0	0	1	1	2				
41 Ryan Doumit, S OBP: 0.303, SLG: 0.420										4	3	4	4	1	0	0				
85 Lastings Milledge, R OBP: 0.328, SLG: 0.368										4	0	2	1	1	1	2				
44 Brandon Moss, L OBP: 0.288, SLG: 0.367										5	1	1	2	0	0	5				
24 Delwyn Young, S OBP: 0.326, SLG: 0.375										4	0	1	1	1	0	1				
5 Ramon Vázquez, L OBP: 0.342, SLG: 0.286										4	0	1	0	1	1	1				
27 Jeff Karstens, R ERA: 3.73										2	0	0	0	0	1	0				
51 Steve Pezarsky, R ERA: 2.20, SLG: 0.356										1	0	0	0	0	1	0				
56 Donnie Veal, L ERA: 5.28										0	0	0	0	0	0	0				
58 Steven Jackson, R ERA: 3.27										0	0	0	0	0	0	0				
43 John Grabow, L ERA: 4.05										1	0	0	0	0	2	0				
23 Robinson Diaz, R ERA: 4.05										0	0	0	0	0	0	0				
43 Jesse Chavez, R ERA: 4.05										0	0	0	0	0	0	0				
50 Virgil Vasquez, R ERA: 5.99										0	0	0	0	0	0	0				
<b>Inning Stats</b>	R: 1 H: 2 E: 0 K: 1 S: 18	H: 2 BB: 1 P: 30	R: 0 H: 0 E: 0 K: 1 S: 10	H: 0 LOB: 0 BB: 0 P: 16	R: 3 H: 2 E: 0 K: 2 S: 15	H: 2 LOB: 1 BB: 2 P: 25	R: 0 H: 1 E: 0 K: 1 S: 11	H: 1 LOB: 1 BB: 0 P: 14	R: 0 H: 0 E: 0 K: 0 S: 9	H: 0 LOB: 1 BB: 1 P: 17	R: 3 H: 5 E: 0 K: 0 S: 22	H: 5 LOB: 2 BB: 0 P: 29	R: 0 H: 0 E: 0 K: 1 S: 9	H: 0 LOB: 0 BB: 2 P: 11	R: 1 H: 1 E: 0 K: 1 S: 10	H: 1 LOB: 2 BB: 2 P: 21	1B: 9 2B: 1 3B: 1 HR: 1	SF: 0 SAC: 0 DP: 1 HBP: 0	WP: 0 PB: 0 SB: 2 CS: 0	PA: 44
<b>PITCHER</b>	IP WLS BF H R ER SO BB IBB HBP BLK WP HR S P ERA WHIP	IP WLS BF H R ER SO BB IBB HBP BLK WP HR S P ERA WHIP	IP WLS BF H R ER SO BB IBB HBP BLK WP HR S P ERA WHIP	IP WLS BF H R ER SO BB IBB HBP BLK WP HR S P ERA WHIP	IP WLS BF H R ER SO BB IBB HBP BLK WP HR S P ERA WHIP	IP WLS BF H R ER SO BB IBB HBP BLK WP HR S P ERA WHIP	IP WLS BF H R ER SO BB IBB HBP BLK WP HR S P ERA WHIP	IP WLS BF H R ER SO BB IBB HBP BLK WP HR S P ERA WHIP	IP WLS BF H R ER SO BB IBB HBP BLK WP HR S P ERA WHIP	IP WLS BF H R ER SO BB IBB HBP BLK WP HR S P ERA WHIP	IP WLS BF H R ER SO BB IBB HBP BLK WP HR S P ERA WHIP	IP WLS BF H R ER SO BB IBB HBP BLK WP HR S P ERA WHIP	IP WLS BF H R ER SO BB IBB HBP BLK WP HR S P ERA WHIP	IP WLS BF H R ER SO BB IBB HBP BLK WP HR S P ERA WHIP	IP WLS BF H R ER SO BB IBB HBP BLK WP HR S P ERA WHIP	IP WLS BF H R ER SO BB IBB HBP BLK WP HR S P ERA WHIP	IP WLS BF H R ER SO BB IBB HBP BLK WP HR S P ERA WHIP	IP WLS BF H R ER SO BB IBB HBP BLK WP HR S P ERA WHIP	IP WLS BF H R ER SO BB IBB HBP BLK WP HR S P ERA WHIP	IP WLS BF H R ER SO BB IBB HBP BLK WP HR S P ERA WHIP

Pittsburgh Pirates @ Chicago Cubs  
Wrigley Field, Chicago, IL  
Wed Sep 30 2009, 7:05 PM CDT  
Att: 33,299 - Clear - 50 F

AB	38
R	8
H	12
RBI	8
BB	6
SO	8
LOB	18




Batter	1	2	3	4	5	6	7	8	9	AB	R	H	RBI	BB	SO	LOB	BOTTOM					
27 Sam Fuld, L OBP: 0.417, SLG: 0.378										3	0	1	0	1	0	1						
2 Ryan Theriot, R OBP: 0.348, SLG: 0.374										3	0	0	1	0	0	2						
25 Derrek Lee, R OBP: 0.395, SLG: 0.585										3	0	2	0	1	1	0						
6 Micah Hoffpauir, L OBP: 0.299, SLG: 0.424										2	0	0	0	0	0	1						
5 Jake Fox, R OBP: 0.318, SLG: 0.483										2	0	0	0	0	0	3						
28 Jeff Baker, R OBP: 0.343, SLG: 0.431										4	1	2	0	0	0	0						
9 Reed Johnson, R OBP: 0.333, SLG: 0.401										4	0	0	0	0	0	3						
17 Mike Fontenot, L OBP: 0.301, SLG: 0.378										3	0	1	1	0	0	0						
55 Koyie Hill, S OBP: 0.307, SLG: 0.315										3	0	0	0	0	1	1						
38 Carlos Zambrano, S OBP: 0.255, SLG: 0.460										2	1	1	0	0	0	0						
64 Justin Berg, R ERA: 1.0										0	0	0	0	0	0	0						
43 John Grabow, L ERA: 3.27										0	0	0	0	0	0	0						
33 Esmalin Canidad, R ERA: 1.56										0	0	0	0	0	0	0						
24 Bobby Scales, S ERA: 5.99										0	0	0	0	0	0	0						
49 Carlos Marmol, R ERA: 3.45										0	0	0	0	0	0	0						
<b>Inning Stats</b>	R: 0 H: 2 E: 0 K: 0 S: 12	H: 2 LOB: 1 BB: 0 P: 18	R: 1 H: 2 E: 0 K: 0 S: 8	H: 2 LOB: 0 BB: 0 P: 11	R: 1 H: 1 E: 0 K: 1 S: 11	H: 1 LOB: 0 BB: 0 P: 16	R: 0 H: 0 E: 0 K: 0 S: 8	H: 0 LOB: 0 BB: 0 P: 9	R: 0 H: 0 E: 0 K: 0 S: 5	H: 0 LOB: 1 BB: 2 P: 7	R: 0 H: 0 E: 0 K: 0 S: 8	H: 0 LOB: 0 BB: 2 P: 21	R: 0 H: 0 E: 0 K: 0 S: 11	H: 0 LOB: 0 BB: 0 P: 15	R: 0 H: 0 E: 0 K: 2 S: 8	H: 0 LOB: 0 BB: 0 P: 12	R: 0 H: 2 E: 0 K: 0 S: 13	H: 2 LOB: 2 BB: 0 P: 19	1B: 5 2B: 3 3B: 0 HR: 0	SF: 0 SAC: 1 DP: 3 HBP: 0	WP: 0 PB: 0 SB: 0 CS: 0	PA: 33
<b>PITCHER</b>	IP WLS BF H R ER SO BB IBB HBP BLK WP HR S P ERA WHIP	IP WLS BF H R ER SO BB IBB HBP BLK WP HR S P ERA WHIP	IP WLS BF H R ER SO BB IBB HBP BLK WP HR S P ERA WHIP	IP WLS BF H R ER SO BB IBB HBP BLK WP HR S P ERA WHIP	IP WLS BF H R ER SO BB IBB HBP BLK WP HR S P ERA WHIP	IP WLS BF H R ER SO BB IBB HBP BLK WP HR S P ERA WHIP	IP WLS BF H R ER SO BB IBB HBP BLK WP HR S P ERA WHIP	IP WLS BF H R ER SO BB IBB HBP BLK WP HR S P ERA WHIP	IP WLS BF H R ER SO BB IBB HBP BLK WP HR S P ERA WHIP	IP WLS BF H R ER SO BB IBB HBP BLK WP HR S P ERA WHIP	IP WLS BF H R ER SO BB IBB HBP BLK WP HR S P ERA WHIP	IP WLS BF H R ER SO BB IBB HBP BLK WP HR S P ERA WHIP	IP WLS BF H R ER SO BB IBB HBP BLK WP HR S P ERA WHIP	IP WLS BF H R ER SO BB IBB HBP BLK WP HR S P ERA WHIP	IP WLS BF H R ER SO BB IBB HBP BLK WP HR S P ERA WHIP	IP WLS BF H R ER SO BB IBB HBP BLK WP HR S P ERA WHIP	IP WLS BF H R ER SO BB IBB HBP BLK WP HR S P ERA WHIP	IP WLS BF H R ER SO BB IBB HBP BLK WP HR S P ERA WHIP	IP WLS BF H R ER SO BB IBB HBP BLK WP HR S P ERA WHIP	IP WLS BF H R ER SO BB IBB HBP BLK WP HR S P ERA WHIP		


Pittsburgh Pirates @ Chicago Cubs  
Wrigley Field, Chicago, IL  
Wed Sep 30 2009, 7:05 PM CDT  
Att: 33,299 - Clear - 50 F

AB	30
R	2
H	7
RBI	2
BB	2
SO	3
LOB	11





Batter	1	2	3	4	5	6	7	8	9	AB R H RBI BB SO LOB	TOP																								
											<b>Pittsburgh Pirates @ Chicago Cubs</b> Wrigley Field, Chicago, IL Thu Oct 01 2009, 7:05 PM CDT  <a href="http://livebaseballscorecards.com">livebaseballscorecards.com</a>																								
		<b>AB</b> 0 <b>R</b> 0 <b>H</b> 0 <b>RBI</b> 0 <b>BB</b> 0 <b>SO</b> 0 <b>LOB</b> 0																																	
																																			
Inning Stats										1B: 0 SF: 0 WP: 0 PA: 0 2B: 0 SAC: 0 FB: 0 3B: 0 DP: 0 SB: 0 HR: 0 HBP: 0 CS: 0																									
PITCHER	IP	WLS	BF	H	R	ER	SO	BB	IBB	HBP	BLK	WP	HR	S	P	ERA	WHIP	PITCHER	IP	WLS	BF	H	R	ER	SO	BB	IBB	HBP	BLK	WP	HR	S	P	ERA	WHIP

Batter	1	2	3	4	5	6	7	8	9	AB R H RBI BB SO LOB	BOTTOM																								
											<b>Pittsburgh Pirates @ Chicago Cubs</b> Wrigley Field, Chicago, IL Thu Oct 01 2009, 7:05 PM CDT  <a href="http://livebaseballscorecards.com">livebaseballscorecards.com</a>																								
		<b>AB</b> 0 <b>R</b> 0 <b>H</b> 0 <b>RBI</b> 0 <b>BB</b> 0 <b>SO</b> 0 <b>LOB</b> 0																																	
																																			
Inning Stats										1B: 0 SF: 0 WP: 0 PA: 0 2B: 0 SAC: 0 FB: 0 3B: 0 DP: 0 SB: 0 HR: 0 HBP: 0 CS: 0																									
PITCHER	IP	WLS	BF	H	R	ER	SO	BB	IBB	HBP	BLK	WP	HR	S	P	ERA	WHIP	PITCHER	IP	WLS	BF	H	R	ER	SO	BB	IBB	HBP	BLK	WP	HR	S	P	ERA	WHIP




Batter	1	2	3	4	5	6	7	8	9	AB	R	H	RBI	BB	SO	LOB	TOP					
14 Ryan Roberts, R OBP: 0.367, SLG: 0.416										5	1	2	0	0	0	0						
6 Stephen Drew, L OBP: 0.322, SLG: 0.429										5	2	3	1	0	0	1						
10 Justin Upton, R OBP: 0.369, SLG: 0.536										5	1	1	0	0	1	2						
27 Mark Reynolds, R OBP: 0.352, SLG: 0.547										3	1	0	1	1	1	2						
24 Chris Young, R OBP: 0.314, SLG: 0.397										4	4	4	1	1	0	0						
4 Rusty Ryan, R OBP: 0.353, SLG: 0.593										4	1	1	4	0	2	2						
22 Eric Byrnes, R OBP: 0.270, SLG: 0.396											5	2	4	5	0	0						
28 John Hester, R OBP: 0.300, SLG: 0.429											4	0	0	0	1	1						
33 Billy Buckner, R OBP: 0.238, SLG: 0.333										3	0	0	0	0	1	1						
55 Blaine Boyer, R ERA: 5.55										0	0	0	0	0	0	0						
38 Luke Carlin, S OBP: 0.236, SLG: 0.167										1	0	0	0	1	0							
60 Scott Schoeneweis, L ERA: 7.15										0	0	0	0	0	0	0						
35 Clay Zavada, L ERA: 3.35										0	0	0	0	0	0	0						
<b>Inning Stats</b>	R: 3 H: 3 E: 1 K: 1 S: 17	H: 3 LOB: 0 BB: 0 P: 29	R: 0 H: 0 E: 0 K: 2 S: 8	H: 0 LOB: 0 BB: 0 P: 11	R: 4 H: 4 E: 0 K: 0 S: 11	H: 4 LOB: 1 BB: 1 P: 20	R: 0 H: 0 E: 0 K: 0 S: 5	H: 0 LOB: 0 BB: 0 P: 7	R: 0 H: 1 E: 0 K: 0 S: 5	H: 1 LOB: 1 BB: 0 P: 7	R: 1 H: 2 E: 0 K: 0 S: 8	H: 2 LOB: 1 BB: 1 P: 16	R: 2 H: 2 E: 0 K: 0 S: 12	H: 2 LOB: 1 BB: 1 P: 20	R: 0 H: 1 E: 0 K: 2 S: 11	H: 1 LOB: 1 BB: 0 P: 20	R: 2 H: 2 E: 0 K: 2 S: 18	H: 2 LOB: 0 BB: 0 P: 29	1B: 9 2B: 2 3B: 1 HR: 3	SF: 2 SAC: 0 DP: 1 HBP: 0	WP: 1 PB: 1 CS: 0 SB: 0	PA: 44
<b>PITCHER</b>	IP: 3.0 WLS: L BF: 17	H: 7 R: 7 ER: 6 SO: 3	BB: 1 IBB: 0 HBP: 0 BLK: 0	WP: 0 HR: 1 S: 36 P: 60	ERA: 18.00 WHIP: 2.667	<b>PITCHER</b>	IP: 1.0 WLS: 5 BF: 5	H: 2 R: 2 ER: 2 SO: 2	BB: 0 IBB: 0 HBP: 0 BLK: 0	WP: 0 HR: 1 S: 18 P: 29	ERA: 18.00 WHIP: 2.000											
32 Tom Gorzelanny, L ERA: 5.55																						
64 Justin Berg, R ERA: 0.82																						
44 Jeff Stevens, R ERA: 7.11																						
54 David Patton, R ERA: 6.83																						
43 John Grabow, L ERA: 3.35																						
27 Sam Fuld, L OBP: 0.402, SLG: 0.362										4	0	0	0	0	0	3						
99 So Taguchi, R OBP: 0.375, SLG: 0.500										2	0	0	0	3	0	1						
1 Kosuke Fukudome, L OBP: 0.376, SLG: 0.420										4	0	1	1	0	2	3						
16 Aramis Ramirez, R OBP: 0.365, SLG: 0.516										0	0	0	0	0	0	0						
43 John Grabow, L ERA: 3.35										0	0	0	0	0	0	0						
47 Aaron Heilman, R ERA: 4.16										0	0	0	0	0	0	0						
5 Jake Fox, R OBP: 0.316, SLG: 0.476										3	0	0	1	1	2	3						
28 Jeff Baker, R OBP: 0.338, SLG: 0.423										4	0	0	0	0	0	3						
24 Bobby Seales, S OBP: 0.314, SLG: 0.415										4	0	1	0	0	0	0						
55 Koyie Hill, S OBP: 0.310, SLG: 0.317										4	1	2	0	0	1	2						
13 Andrés Blanco, S OBP: 0.303, SLG: 0.341										4	1	1	0	0	0	3						
32 Tom Gorzelanny, R ERA: 5.55																						
7 Aaron Miles, S OBP: 0.226, SLG: 0.143																						
64 Justin Berg, R ERA: 0.82																						
17 Mike Fontenot, L OBP: 0.307, SLG: 0.379																						
44 Jeff Stevens, R ERA: 7.11																						
54 David Patton, R ERA: 6.83																						
6 Mitch Hoffbauer, L OBP: 0.250, SLG: 0.265																						
<b>Inning Stats</b>	R: 0 H: 0 E: 0 K: 1 S: 10	H: 0 LOB: 1 BB: 0 P: 19	R: 0 H: 1 E: 0 K: 0 S: 10	H: 1 LOB: 0 BB: 0 P: 17	R: 0 H: 1 E: 0 K: 1 S: 8	H: 1 LOB: 1 BB: 0 P: 13	R: 0 H: 0 E: 0 K: 1 S: 7	H: 0 LOB: 0 BB: 0 P: 13	R: 0 H: 0 E: 0 K: 1 S: 7	H: 0 LOB: 1 BB: 0 P: 12	R: 3 H: 4 E: 0 K: 0 S: 14	H: 4 LOB: 2 BB: 1 P: 26	R: 0 H: 0 E: 0 K: 0 S: 4	H: 0 LOB: 0 BB: 0 P: 9	R: 0 H: 0 E: 0 K: 0 S: 7	H: 0 LOB: 0 BB: 0 P: 10	1B: 6 2B: 1 3B: 0 HR: 0	SF: 0 SAC: 0 DP: 0 HBP: 0	WP: 0 PB: 0 CS: 0 SB: 0	PA: 38		
<b>PITCHER</b>	IP: 6.1 WLS: W BF: 29	H: 3 R: 3 ER: 3 SO: 5	BB: 4 IBB: 0 HBP: 0 BLK: 0	WP: 0 HR: 0 S: 61 P: 108	ERA: 4.26 WHIP: 1.579	<b>PITCHER</b>	IP: 3.0 WLS: 3 BF: 13	H: 4 R: 1 ER: 1 SO: 2	BB: 1 IBB: 0 HBP: 0 BLK: 0	WP: 0 HR: 0 S: 10 P: 26	ERA: 0.00 WHIP: 1.500											
33 Billy Buckner, R ERA: 4.12																						
60 Scott Schoeneweis, L ERA: 7.15																						
35 Clay Zavada, L ERA: 3.35																						

Arizona Diamondbacks @ Chicago Cubs  
Wrigley Field, Chicago, IL  
Fri Oct 02 2009, 1:20 PM CDT  
Att: 33,786 - Cloudy - 49 F

livebaseballscores.com


AB 39  
R 12  
H 15  
RBI 12  
BB 3  
SO 7  
LOB 10



Arizona Diamondbacks @ Chicago Cubs  
Wrigley Field, Chicago, IL  
Fri Oct 02 2009, 1:20 PM CDT  
Att: 33,786 - Cloudy - 49 F

livebaseballscores.com

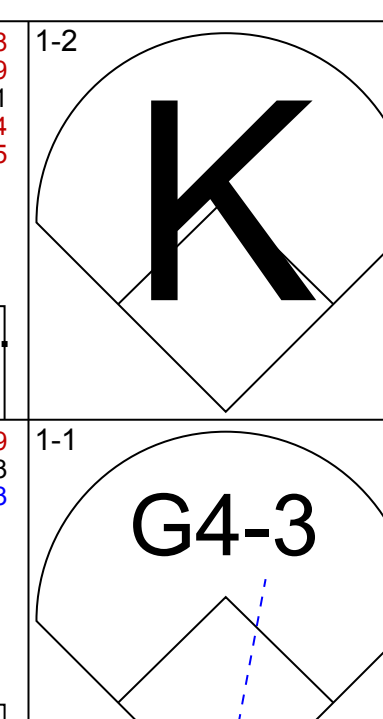
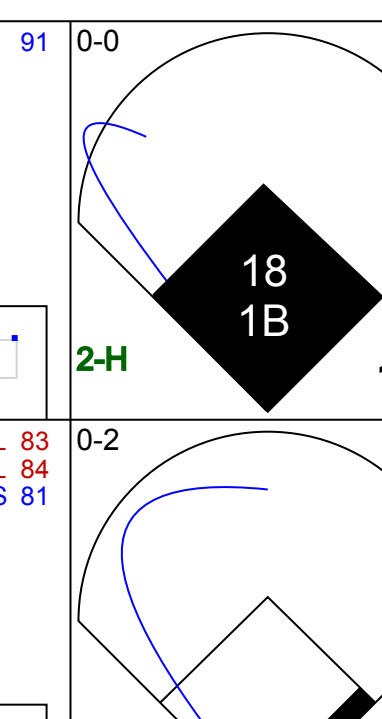
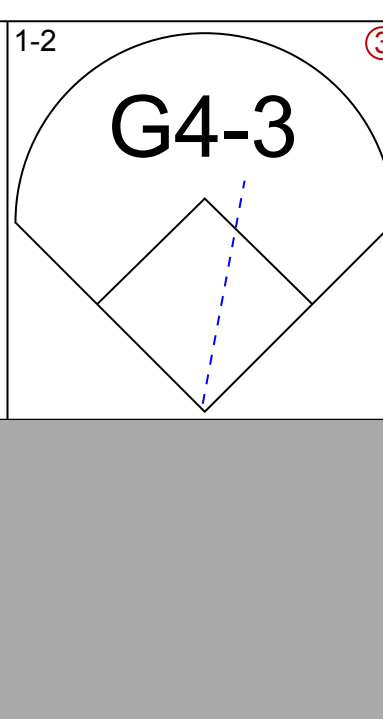
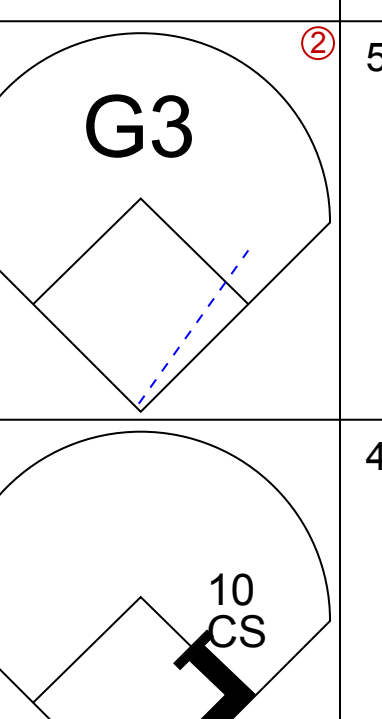
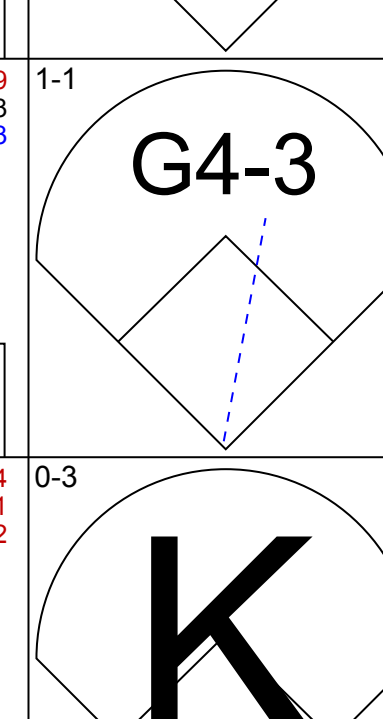
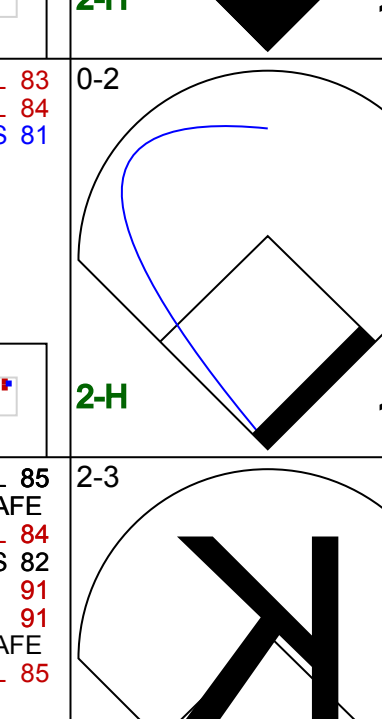
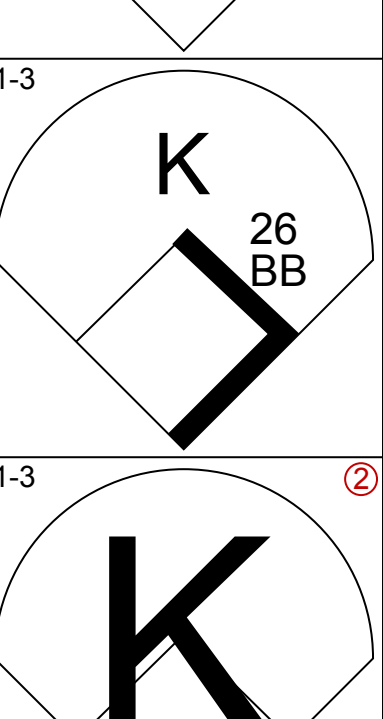
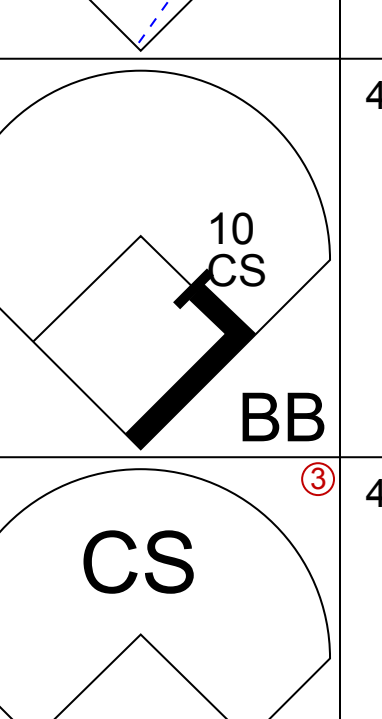
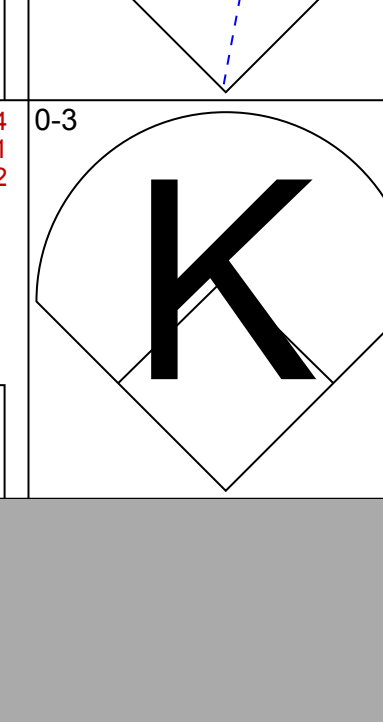
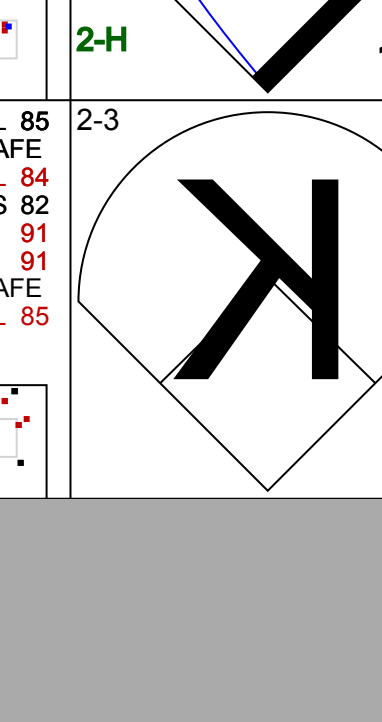
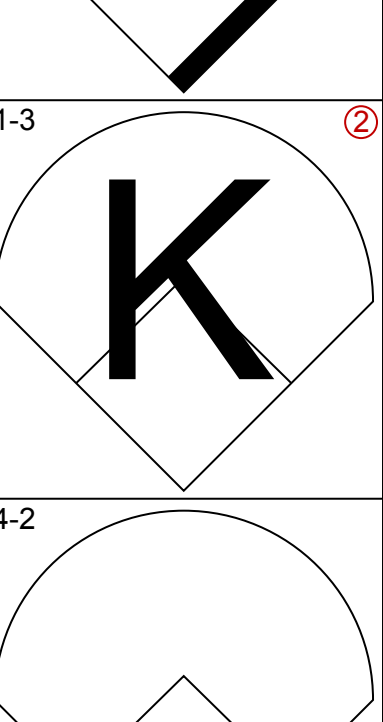
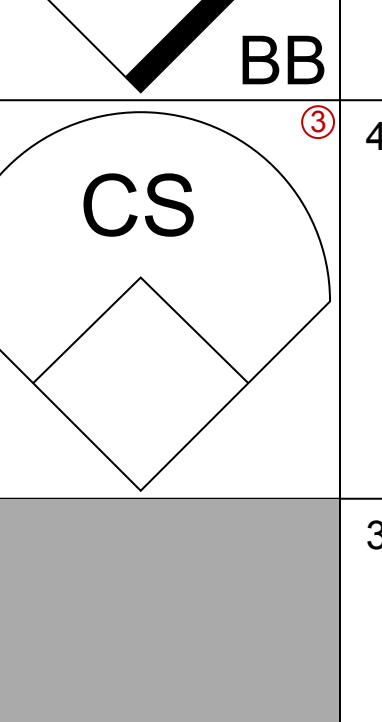
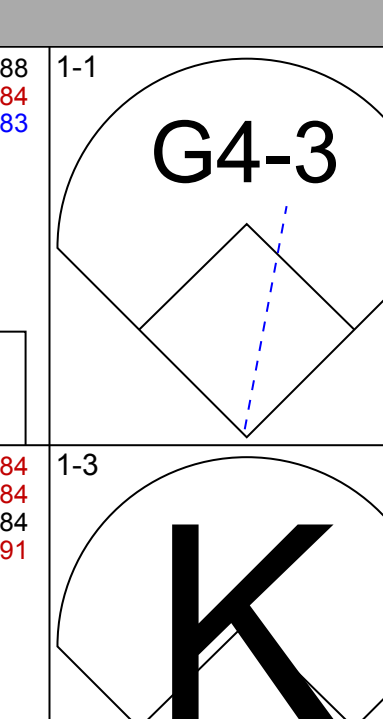

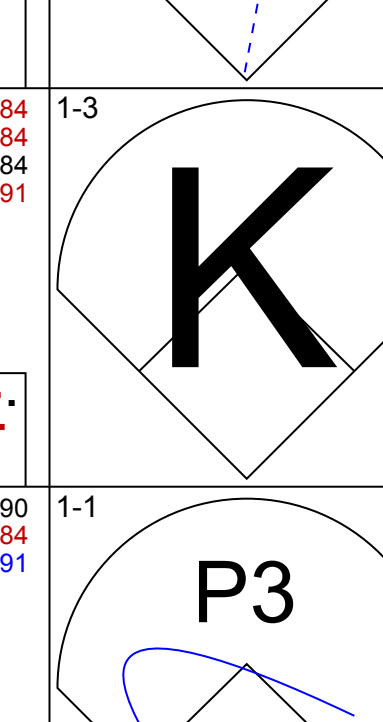
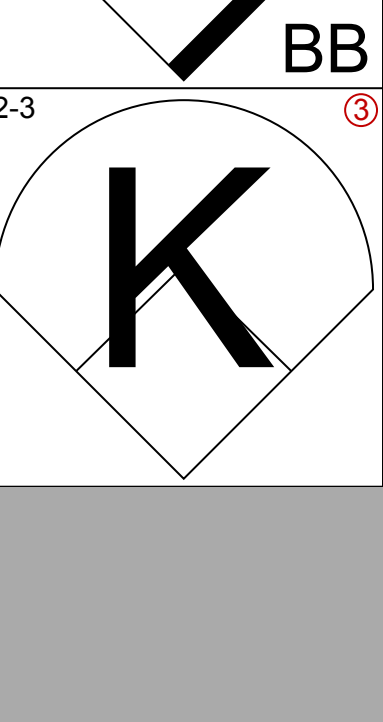
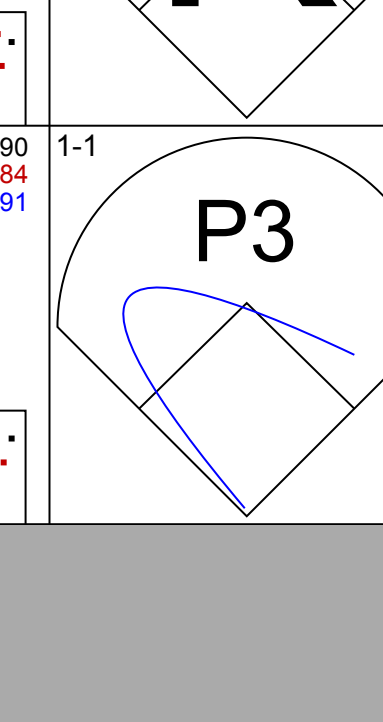
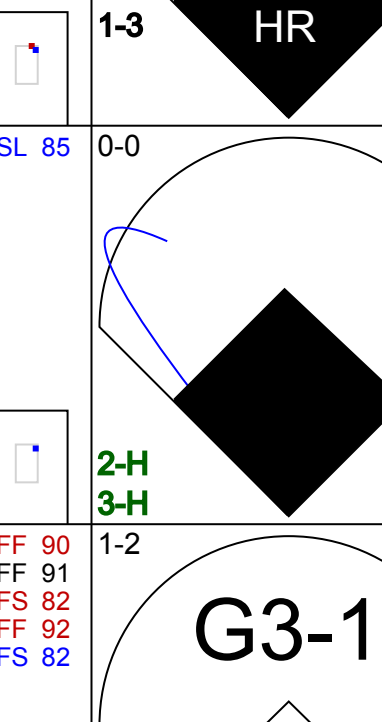
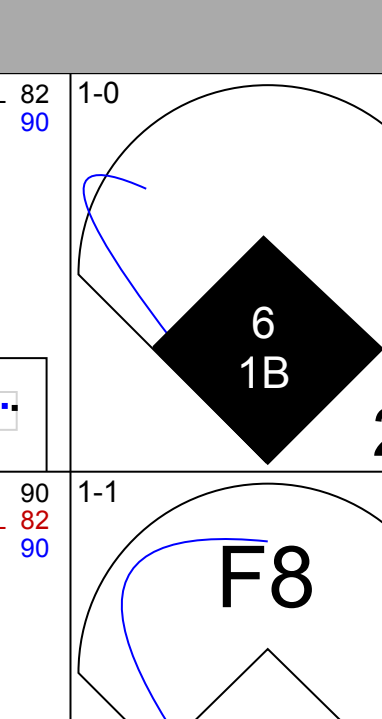
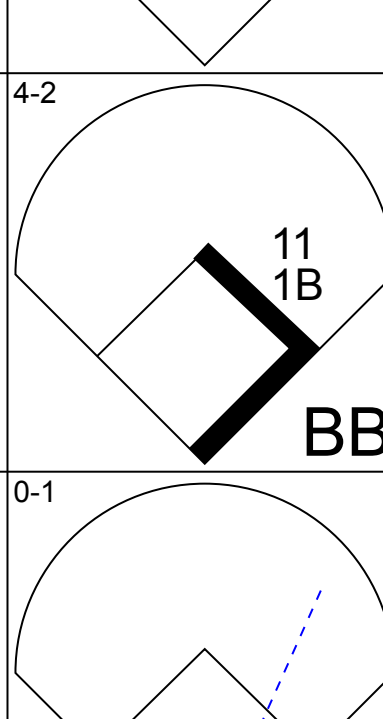

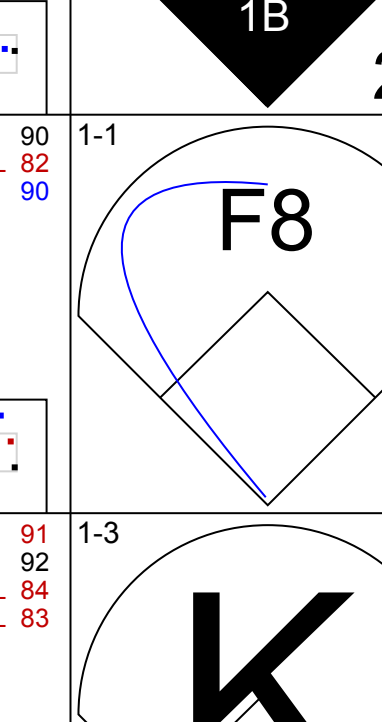
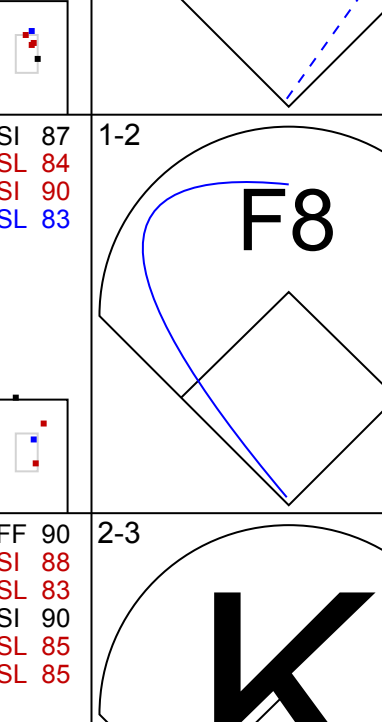
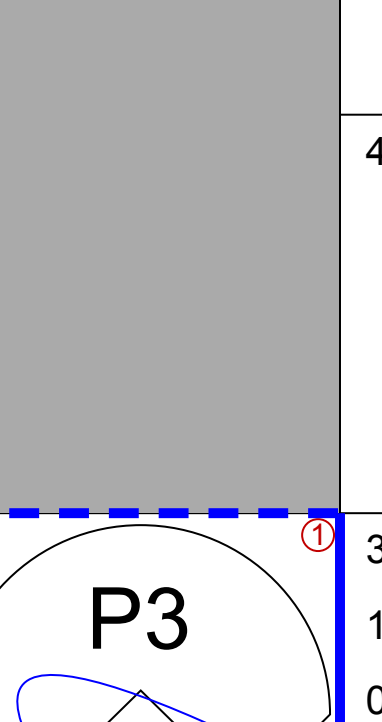
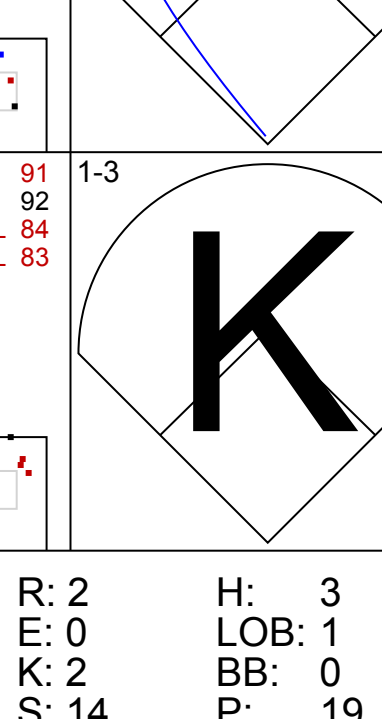
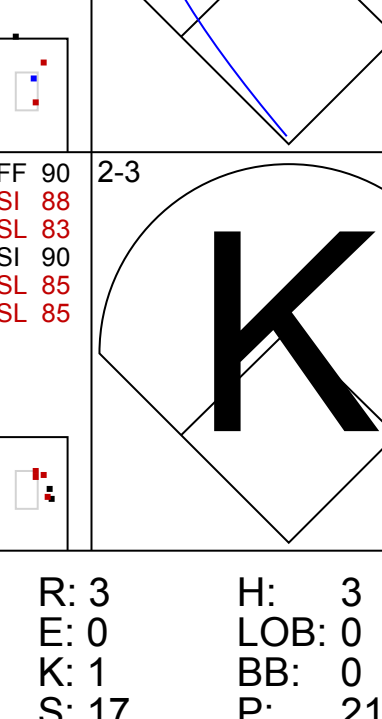
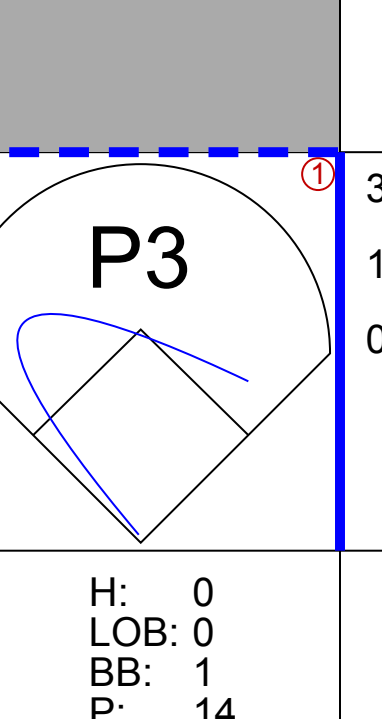
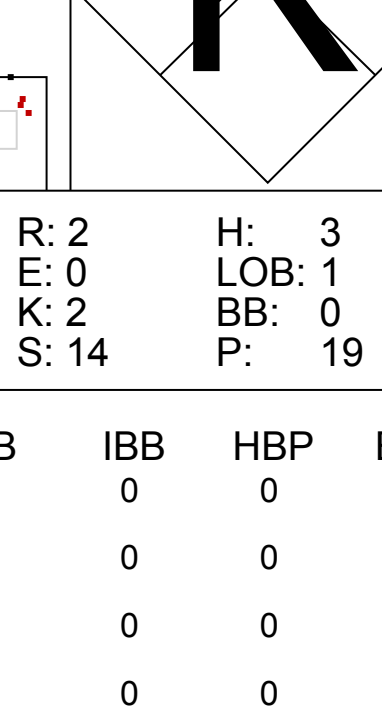
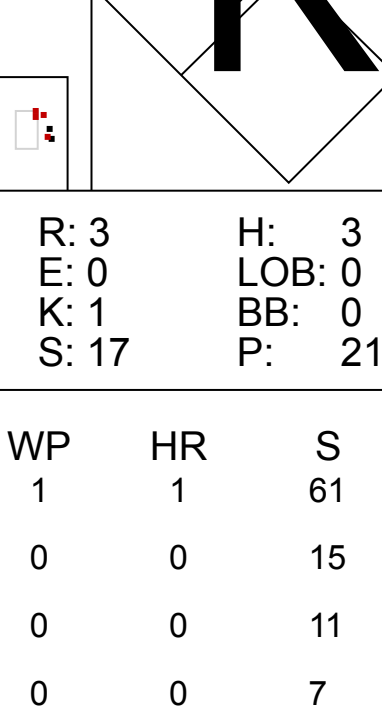
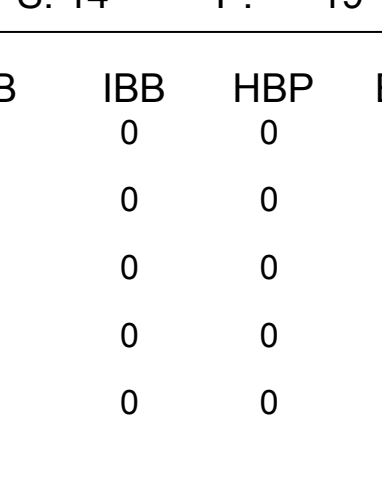
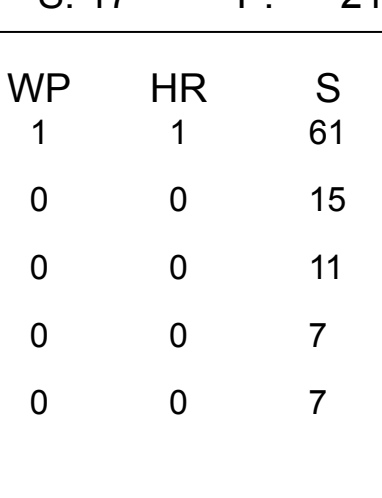
AB 34  
R 3  
H 7  
RBI 3  
BB 4  
SO 5  
LOB 18

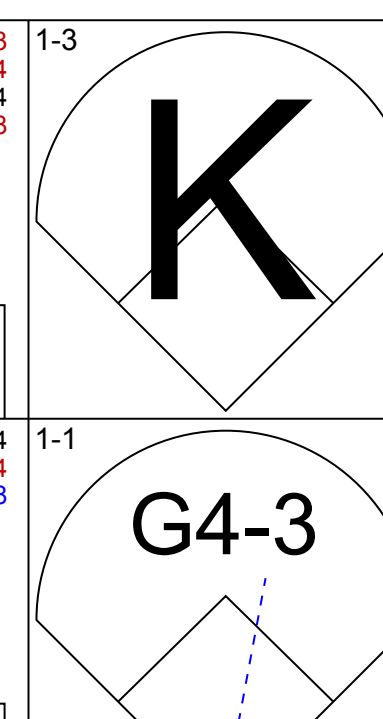
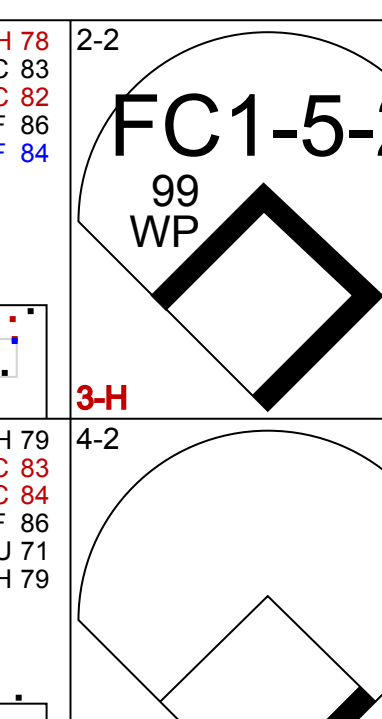
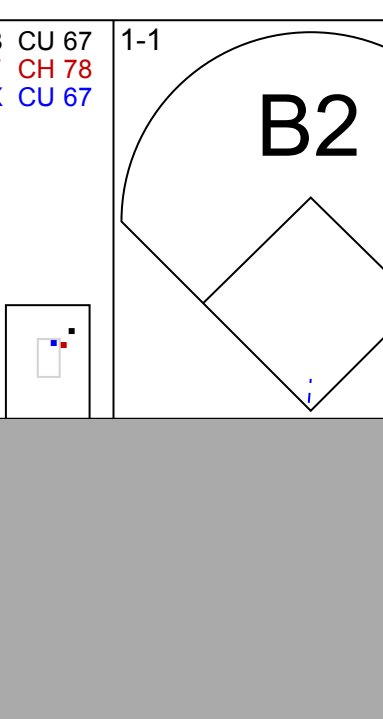
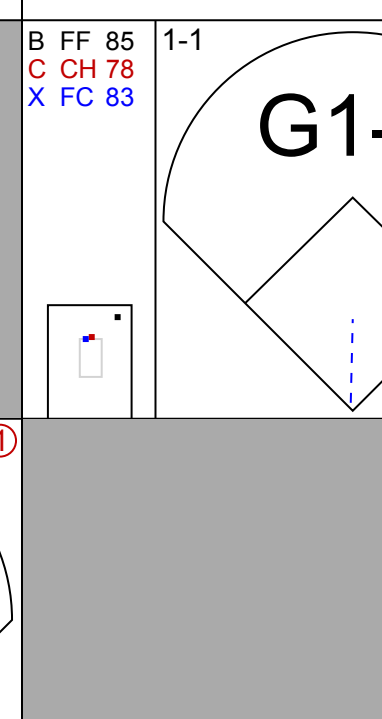
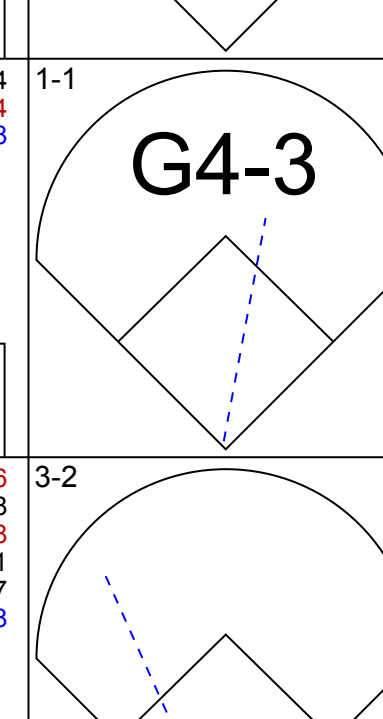
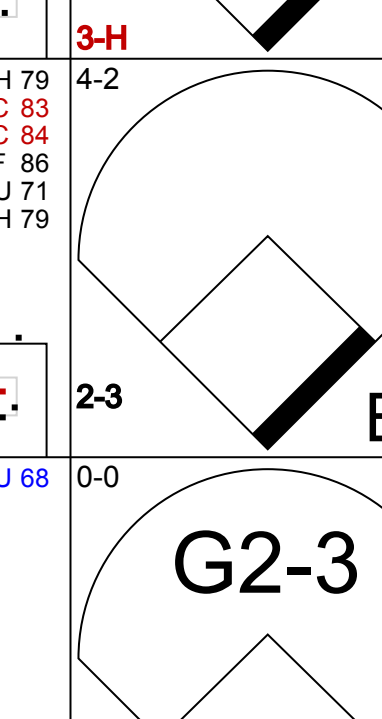
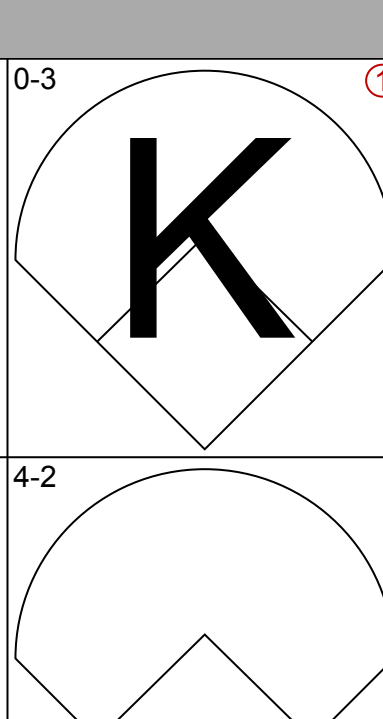
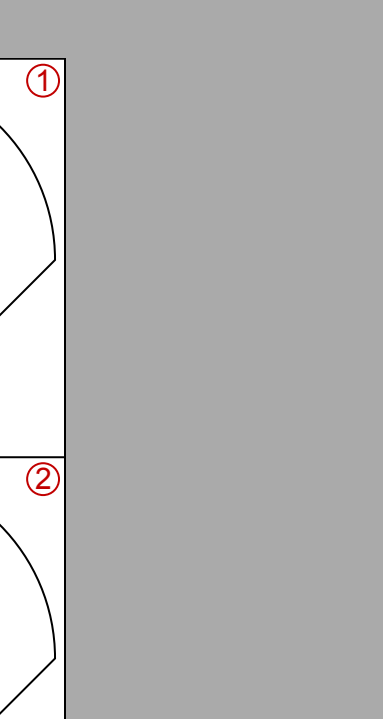
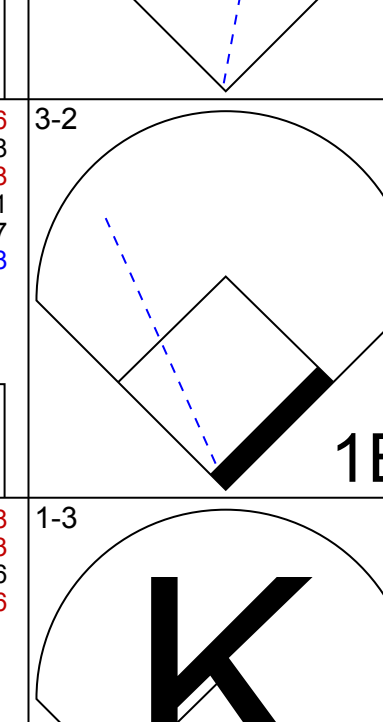
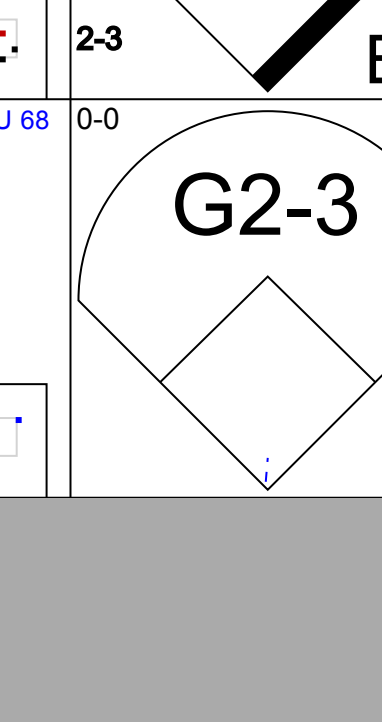
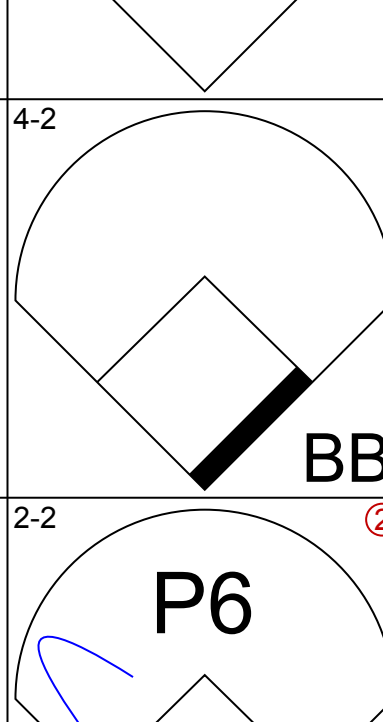
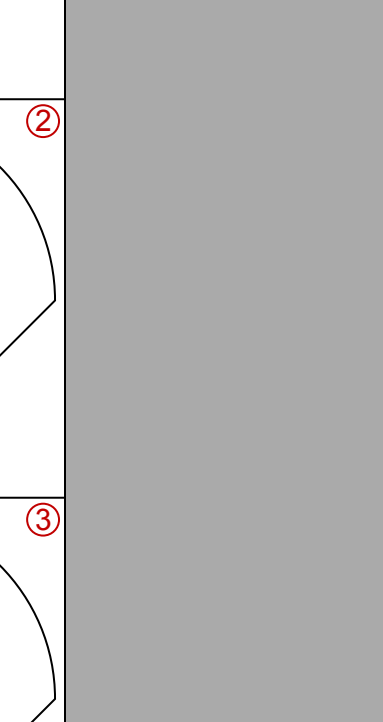
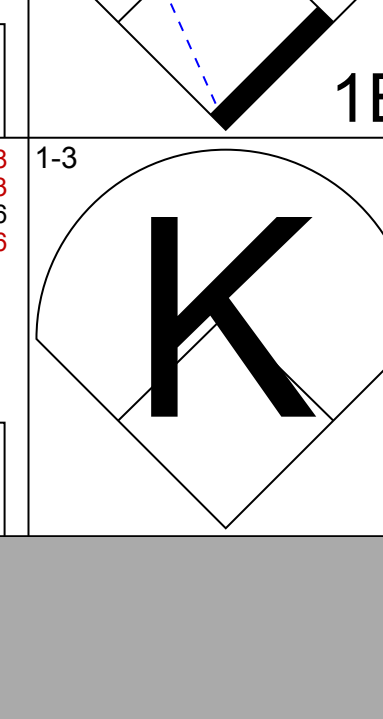
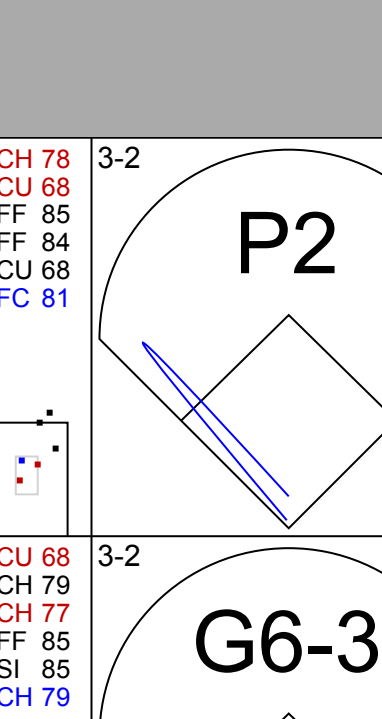
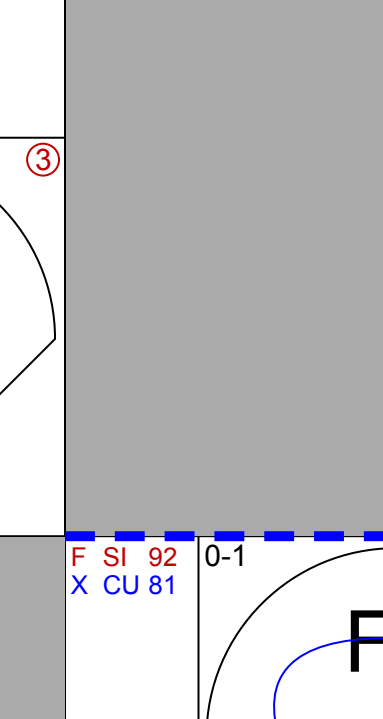
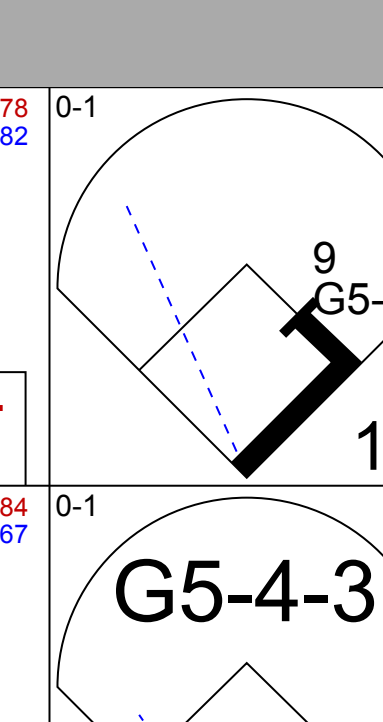
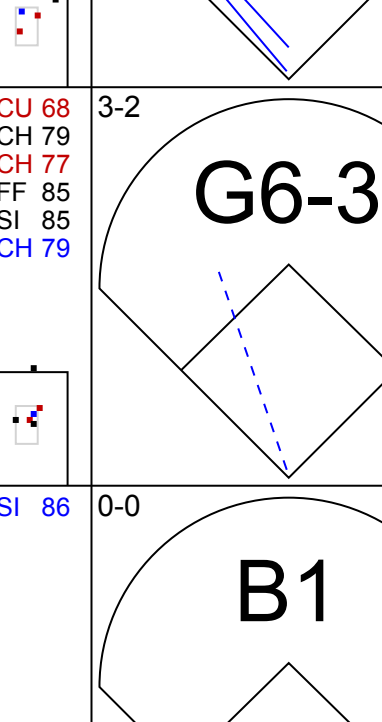
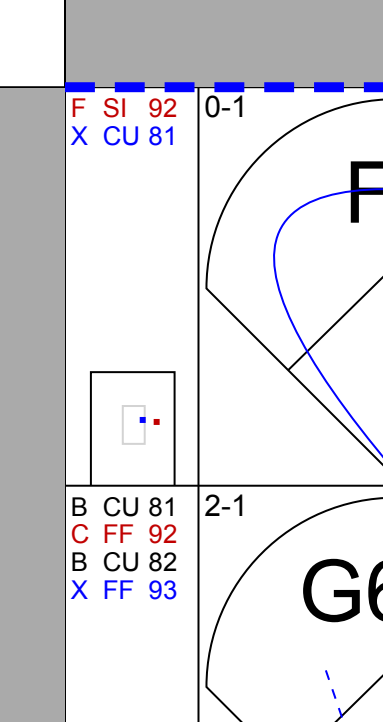
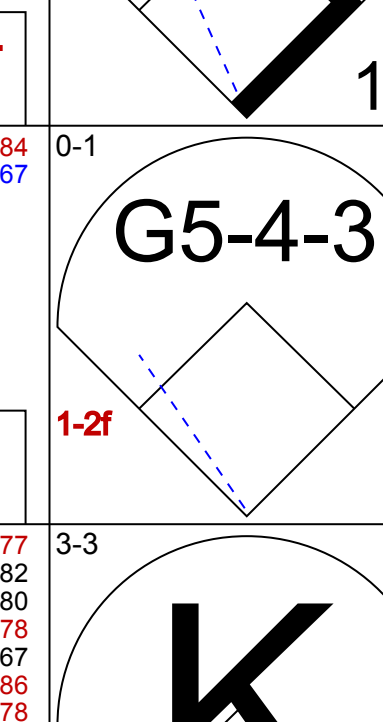
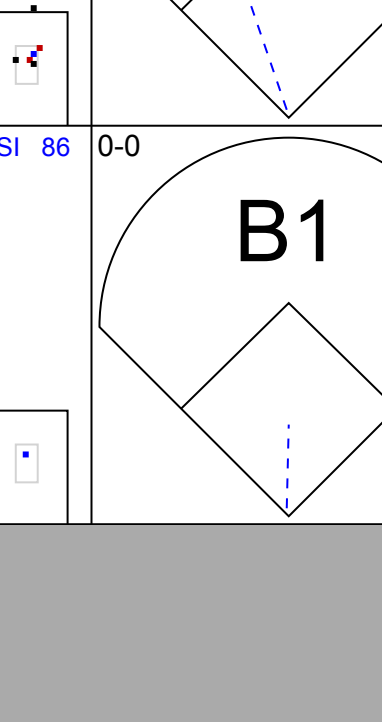
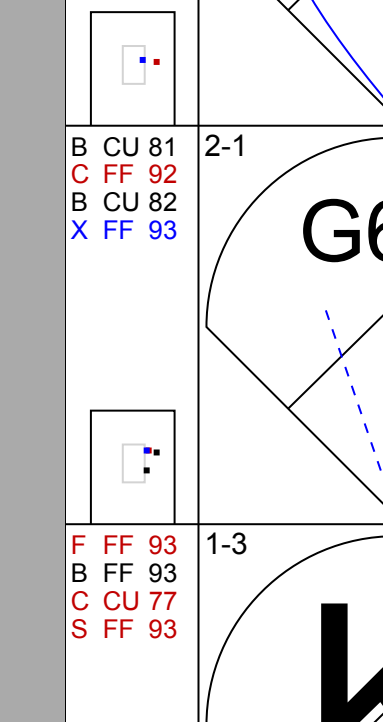

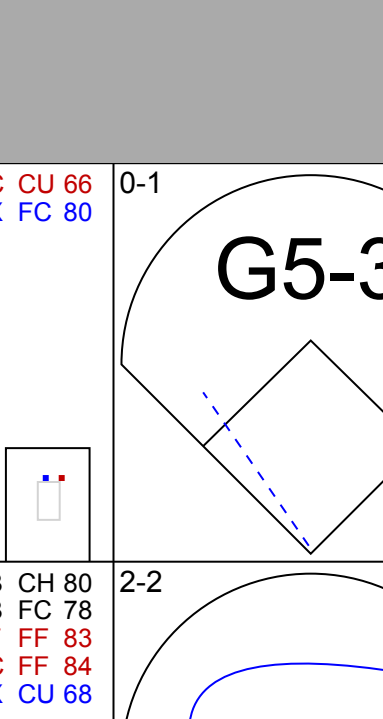
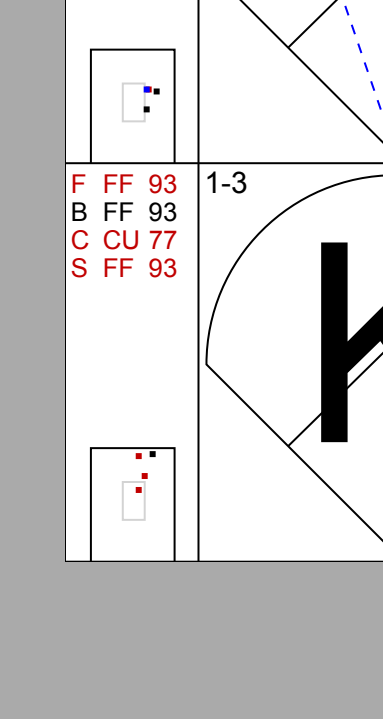
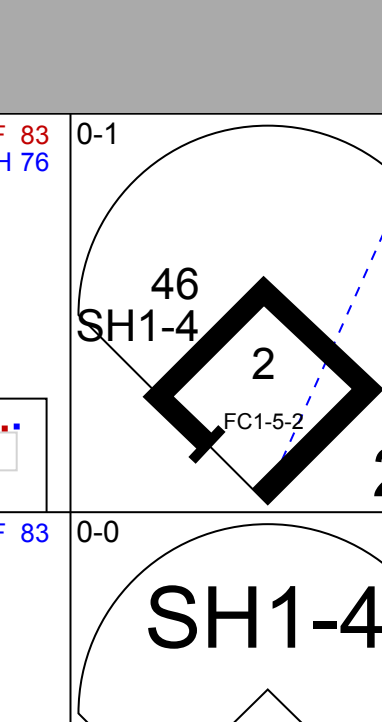
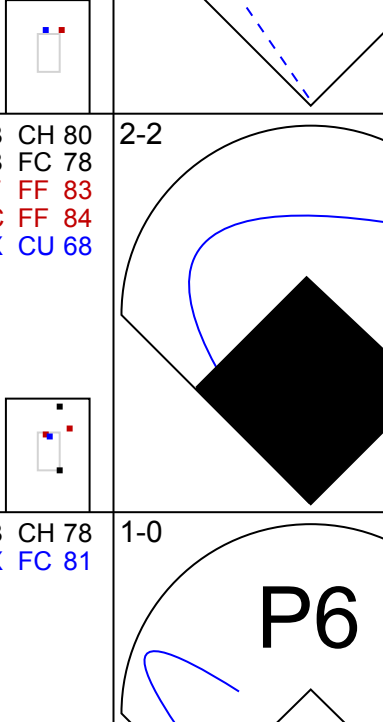
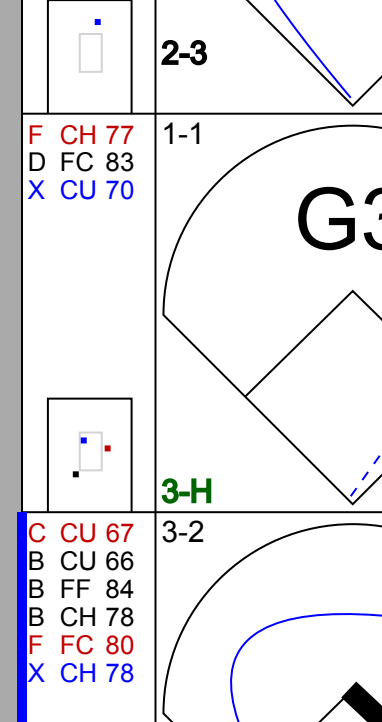
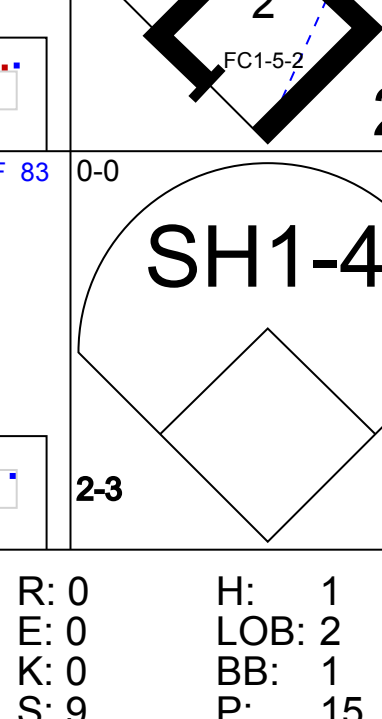
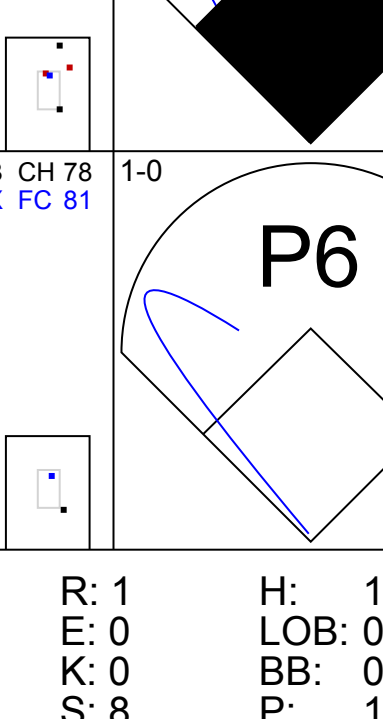
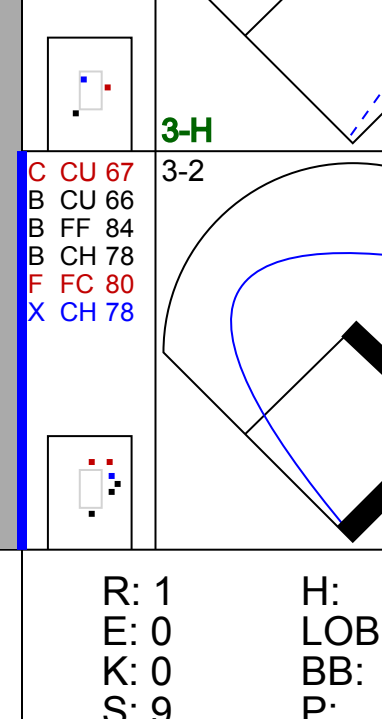
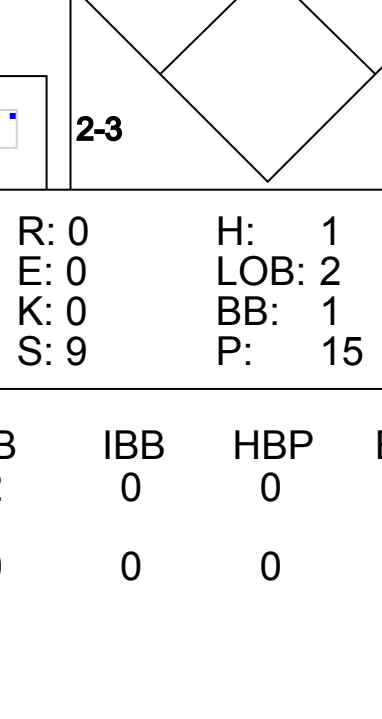
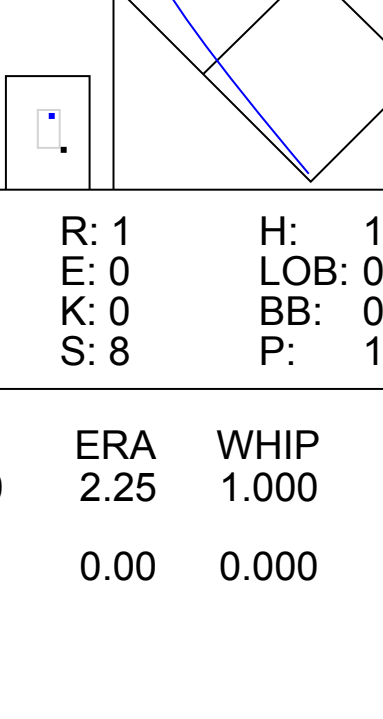
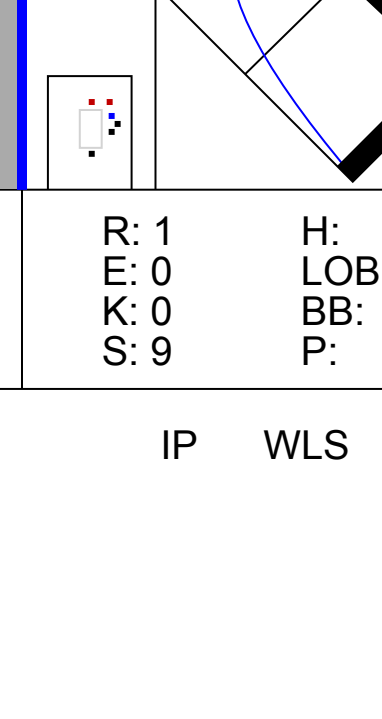
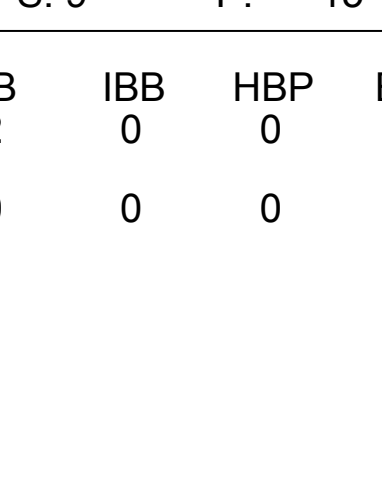
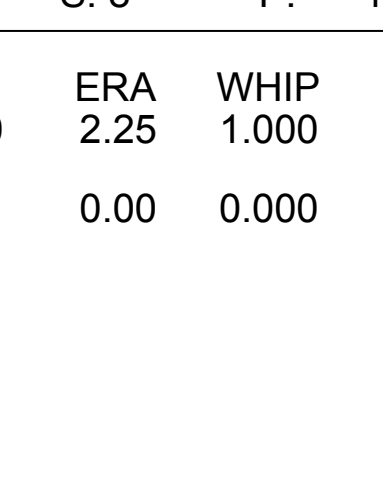












Batter	1	2	3	4	5	6	7	8	9	AB	R	H	RBI	BB	SO	LOB	TOP				
6 Stephen Drew, L (1,6) OBP: 0.320, SLG: 0.428										5	1	1	1	0	2	2	<b>Arizona Diamondbacks @ Chicago Cubs</b> Wrigley Field, Chicago, IL Sun Oct 04 2009, 1:20 PM CDT Att: 39,154 - Partly Cloudy - 54 F				
18 Gerardo Parra, L (1,7) OBP: 0.324, SLG: 0.404										4	0	2	1	1	1	0					
10 Justin Upton, R (1,9) OBP: 0.366, SLG: 0.532										4	0	0	0	0	4	3					
26 Miguel Montero, L (1,2)										3	1	1	0	1	0	1					
27 Mark Reynolds, R (1,5) OBP: 0.349, SLG: 0.543										4	1	1	0	0	3	3					
24 Chris Young, R (1,8) OBP: 0.311, SLG: 0.400										4	1	1	3	0	2	0					
18 Chad Tracy, L (1,3) OBP: 0.306, SLG: 0.389										3	1	1	0	1	1	0					
11 Augie Ojeda, S (1,4) OBP: 0.340, SLG: 0.345										4	0	1	0	0	0	1					
49 Doug Davis, R (1,1) OBP: 0.199, SLG: 0.206										3	0	0	0	0	3	3					
22 Eric Byrnes, R (9,PH) OBP: 0.270, SLG: 0.393										1	0	0	0	0	0	0					
58 Juan Gutierrez, R (9,1)										0	0	0	0	0	0	0					
<b>Inning Stats</b>	R: 0 E: 0 K: 2 S: 9	H: 0 LOB: 0 BB: 0 P: 11	R: 0 E: 0 K: 1 S: 7	H: 0 LOB: 0 BB: 0 P: 10	R: 2 E: 0 K: 2 S: 14	H: 3 LOB: 1 BB: 0 P: 19	R: 3 E: 0 K: 1 S: 17	H: 3 LOB: 0 BB: 0 P: 21	R: 0 E: 0 K: 4 S: 14	H: 1 LOB: 2 BB: 1 P: 23	R: 0 E: 0 K: 2 S: 11	H: 1 LOB: 1 BB: 0 P: 14	R: 0 E: 0 K: 2 S: 7	H: 0 LOB: 0 BB: 0 P: 10	R: 0 E: 0 K: 0 S: 7	H: 0 LOB: 0 BB: 0 P: 14	1B: 4 2B: 3 3B: 0 HR: 1	SF: 0 SAC: 0 DP: 0 HBP: 0	WP: 1 PB: 0 CS: 1	PA: 39	
<b>PITCHER</b>	IP	WLS	BF	H	R	ER	SO	BB	IBB	HBP	BLK	WP	HR	S	P	ERA	WHIP				
46 Ryan Dempster, R (1,1) ERA: 3.65	5.0	L	23	6	5	5	10	1	0	0	0	1	1	61	84	9.00	1.400				
45 Sean Marshall, L (6,1) ERA: 4.32	1.0		5	1	0	0	2	1	0	0	0	0	0	15	21	0.00	2.000				
64 Justin Berg, R (7,1) ERA: 0.75	1.0		4	1	0	0	2	0	0	0	0	0	0	11	14	0.00	1.000				
47 Aaron Heilman, R (8,1) ERA: 4.11	1.0		3	0	0	0	2	0	0	0	0	0	0	7	10	0.00	0.000				
33 Esmelin Caridad, R (9,1) ERA: 1.4	1.0		3	0	0	0	0	1	0	0	0	0	0	7	14	0.00	1.000				

Batter	1	2	3	4	5	6	7	8	9	AB	R	H	RBI	BB	SO	LOB	BOTTOM					
2 Ryan Theriot, R (1,6) OBP: 0.343, SLG: 0.369										4	0	0	0	0	1	2	<b>Arizona Diamondbacks @ Chicago Cubs</b> Wrigley Field, Chicago, IL Sun Oct 04 2009, 1:20 PM CDT Att: 39,154 - Partly Cloudy - 54 F					
99 So Taguchi, R (1,7) OBP: 0.333, SLG: 0.364										3	0	0	0	1	1	0						
25 Derrek Lee, R (1,3) OBP: 0.393, SLG: 0.579										3	0	1	0	1	0	2						
5 Jake Fox, R (1,5) OBP: 0.311, SLG: 0.468										4	0	0	0	0	2	2						
28 Jeff Baker, R (1,4) OBP: 0.343, SLG: 0.425										4	0	1	0	0	0	1						
9 Reed Johnson, R (1,9) OBP: 0.330, SLG: 0.412										4	1	1	0	0	0	1						
18 Geovany Soto, R (1,2) OBP: 0.321, SLG: 0.381										4	0	0	0	0	2	1						
27 Sam Fuld, L (1,8) OBP: 0.409, SLG: 0.412										3	1	2	2	0	0	0						
46 Ryan Dempster, R (1,1) ERA: 0.75, SLG: 0.441										0	0	0	0	0	0	0						
24 Bobby Seay, S (5,PH) OBP: 0.172, SLG: 0.411										1	0	0	0	0	0	0						
45 Sean Marshall, L (6,1) ERA: 4.32										0	0	0	0	0	0	0						
64 Justin Berg, R (7,1) ERA: 0.75										0	0	0	0	0	0	0						
55 Koyie Hill, S (7,PH) OBP: 0.192, SLG: 0.334										0	0	0	0	0	0	0						
47 Aaron Heilman, R (8,1) ERA: 4.11										0	0	0	0	0	0	0						
33 Esmelin Caridad, R (9,1) ERA: 1.4										0	0	0	0	0	0	0						
<b>Inning Stats</b>	R: 0 E: 0 K: 2 S: 11	H: 1 LOB: 1 BB: 0 P: 17	R: 0 E: 0 K: 1 S: 8	H: 1 LOB: 0 BB: 0 P: 11	R: 0 E: 0 K: 0 S: 9	H: 1 LOB: 2 BB: 1 P: 15	R: 0 E: 0 K: 0 S: 7	H: 0 LOB: 0 BB: 0 P: 13	R: 1 E: 0 K: 0 S: 8	H: 1 LOB: 0 BB: 0 P: 12	R: 0 E: 0 K: 1 S: 9	H: 0 LOB: 1 BB: 1 P: 15	R: 1 E: 0 K: 0 S: 9	H: 2 LOB: 1 BB: 0 P: 15	R: 0 E: 0 K: 1 S: 7	H: 0 LOB: 0 BB: 0 P: 12	R: 0 E: 0 K: 1 S: 7	H: 0 LOB: 0 BB: 0 P: 10	1B: 2 2B: 3 3B: 0 HR: 1	SF: 0 SAC: 1 DP: 1 HBP: 0	WP: 1 PB: 0 CS: 0	PA: 34
<b>PITCHER</b>	IP	WLS	BF	H	R	ER	SO	BB	IBB	HBP	BLK	WP	HR	S	P	ERA	WHIP					
49 Doug Davis, L (1,1) ERA: 4.12	8.0		31	6	2	2	5	2	0	0	0	1	1	68	110	2.25	1.000					
58 Juan Gutierrez, R (9,1) ERA: 4.06	1.0	S	3	0	0	0	1	0	0	0	0	0	0	7	10	0.00	0.000					

