

Chicago Cubs - 2010

| Batter | 1 | 2 | 3 | 4 | 5 | 6 | 7 | 8 | 9 | AB | R | H | RBI | BB | SO | LOB | TOP | | | | | |
|--|---|---------------------------------|------------------------------|---------------------------------|------------------------------|---------------------------------|------------------------------|---------------------------------|------------------------------|----------------------------------|------------------------------|---------------------------------|------------------------------|----------------------------------|------------------------------|---------------------------------|--|------------------------------|---------------------------------|----------------------------------|------------------------------------|----------------------------------|
| 11 Rajai Davis, R (1,7) 23 Michael Taylor, R (6,7) | G6-3 | | F9 | | | G6-3 | | P4 | | 3 | 0 | 0 | 0 | 0 | 0 | 1 | Oakland Athletics @ Chicago Cubs Hohokam Park, Mesa, AZ Thu Mar 04 2010, 3:13 PM - 5:32 PM EST Att: 7,496 - Sunny - 66 F | | | | | |
| 10 Danic Barton, L (1,3) 22 Chris Carter, R (6,3) | K | | | G4-3 | | K | | HR | | 3 | 0 | 0 | 0 | 0 | 2 | 0 | | | | | | |
| Ryan Sweeney, L (1,9) 6 Travis Buck, L (5,9) | G4-3 | | | G6-3 | | K | | G3-1 | | 2 | 0 | 0 | 0 | 0 | 0 | 0 | | | | | | |
| 50 Jake Fox, R (1,5) 18 Dallas McPherson, L (6,5) | | G5-3 | | G6-3 | | | 1B 71 SF8 | K | | 2 | 0 | 0 | 0 | 0 | 0 | 0 | | | | | | |
| 18 Gabe Gross, L (1,8) 74 Corey Brown, L (5,8) | | K | | | G6-3 | | K | | F7 | 2 | 0 | 0 | 0 | 0 | 1 | 0 | | | | | | |
| 7 Adam Rosales, R (1,4) 1 Eric Patterson, L (6,4) | | G5-3 | | | HR | | 71 SF8 | 1B | G4-3 | 2 | 1 | 1 | 1 | 0 | 0 | 0 | | | | | | |
| 35 Landon Powell, S (1,2) 71 Josh Donaldson, R (5,2) | | | P3 | | G3 | | SF8 | | P6 | 2 | 0 | 0 | 0 | 0 | 0 | 0 | | | | | | |
| 2 Cliff Pennington, S (1,6) 2 Gregorio Petit, R (6,6) | | | 25 WP | | 16 WP | | 61 FC6-4 | | | 0 | 0 | 0 | 0 | 2 | 0 | 0 | | | | | | |
| 53 Trevor Cahill, R (1,1) 25 Matt Carson, R (3,1) 87 Castro Bowers, R (4,1) 62 Clayton Mortensen, R (5,1) 16 Eric Sogard, L (6,1) 44 Jon Melan, R (7,1) 13 Jerry Blevins, L (8,1) 61 Adrian Castanos, L (9,1) 39 Brad Kilby, L (1,1) 64 Justin Souza, R (8,1) | | | K | | G3-1 | | FC6-4 | | | 0 | 0 | 0 | 0 | 0 | 0 | 0 | | | | | | |
| Inning Stats | R: 0 E: 0 K: 1 S: 5 | H: 0 LOB: 0 BB: 0 P: 5 | R: 0 E: 0 K: 1 S: 5 | H: 0 LOB: 0 BB: 0 P: 5 | R: 0 E: 0 K: 1 S: 5 | H: 0 LOB: 1 BB: 1 P: 9 | R: 0 E: 0 K: 0 S: 3 | H: 0 LOB: 0 BB: 0 P: 3 | R: 1 E: 0 K: 0 S: 4 | H: 1 LOB: 1 BB: 1 P: 10 | R: 0 E: 0 K: 2 S: 7 | H: 0 LOB: 0 BB: 0 P: 7 | R: 1 E: 0 K: 1 S: 6 | H: 1 LOB: 2 BB: 1 P: 11 | R: 1 E: 0 K: 1 S: 7 | H: 1 LOB: 0 BB: 0 P: 8 | | R: 0 E: 0 K: 0 S: 3 | H: 0 LOB: 0 BB: 0 P: 3 | 1B: 1 2B: 0 3B: 0 HR: 2 | SF: 1 SAC: 0 DP: 0 HBP: 1 | WP: 2 PB: 0 SB: 0 CS: 0 |
| PITCHER | IP WLS BF H R ER SO BB IBB HBP BLK WP HR S P ERA WHIP | | | | | | | | | | | | | | | | | | | | | |
| 36 Randy Wells, R (1,1) 45 Sean Marshall, L (3,1) 47 Mike Parisi, R (5,1) 68 J.R. Mathes, L (7,1) 33 Esmelin Caridad, R (9,1) | 2.0 W 6 0 0 0 2 0 0 0 0 0 0 0 10 10 0.00 0.000 | | | | | | | | | | | | | | | | | | | | | |


AB 29
R 3
H 3
RBI 3
BB 3
SO 7
LOB 6





| Batter | 1 | 2 | 3 | 4 | 5 | 6 | 7 | 8 | 9 | AB | R | H | RBI | BB | SO | LOB | BOTTOM | |
|--|---|---------------------------------|------------------------------|---------------------------------|------------------------------|----------------------------------|------------------------------|---------------------------------|------------------------------|---------------------------------|------------------------------|----------------------------------|-------------------------------|----------------------------------|----------------------------------|------------------------------------|--|----------------------------------|
| 2 Ryan Theriot, R (1,6) 67 Starlin Castro, R (5,6) | G5-3 | | K | | F9 | L4 | | | | 2 | 0 | 0 | 0 | 0 | 1 | 1 | Oakland Athletics @ Chicago Cubs Hohokam Park, Mesa, AZ Thu Mar 04 2010, 3:13 PM - 5:32 PM EST Att: 7,496 - Sunny - 66 F | |
| 1 Kosuke Fukudome, L (1,9) 56 Brad Snyder, L (5, FR) | G4-3 | | | | 25 1B | | | K | | 3 | 0 | 2 | 0 | 0 | 0 | 0 | | |
| 25 Derrek Lee, R (1,3) 6 Micah Hoffpauir, L (6,3) | HR | | 2B | | E5 | | | L9 | | 3 | 1 | 2 | 1 | 0 | 1 | 2 | | |
| 16 Aramis Ramirez, R (1,5) 9 Chad Tracy, L (4,5) | K | | F9 | | G4-3 | | | 27 HR | | 2 | 0 | 0 | 0 | 0 | 2 | 0 | | |
| 24 Marlon Byrd, R (1,8) 27 Sam Fuld, L (5,8) | | 21 2B 17 SF7-5 | | | | P5 | | HR | | 2 | 2 | 2 | 1 | 0 | 0 | 0 | | |
| 21 Tyler Colvin, L (1,7) 63 James Adduci, L (7,7) | | 17 SF7-5 | | | 18 1B | | | G6-3 | | 3 | 2 | 3 | 1 | 0 | 0 | 0 | | |
| 17 Mike Fontenot, L (1,4) 13 Andrés Blanco, S (5,4) | | | | | 18 1B | | | F7 | | 0 | 0 | 0 | 1 | 1 | 0 | 0 | | |
| 18 Geovany Soto, R (1,2) 71 Robinson Chirinos, R (5,2) | | | | | 4 1B | | | K | | 2 | 0 | 1 | 1 | 0 | 1 | 0 | | |
| 36 Randy Wells, R (1,1) 45 Sean Marshall, L (3,1) 4 Bryan LaHair, L (4, PH) 47 Mike Parisi, R (5,1) 15 Kevin Millar, R (6, PH) 68 J.R. Mathes, L (7,1) 15 Bobby Scales, S (8, PH) 33 Esmelin Caridad, R (9,1) | | | | | 2B | | | K | | 0 | 0 | 0 | 0 | 0 | 0 | 0 | | |
| Inning Stats | R: 1 E: 0 K: 1 S: 8 | H: 1 LOB: 0 BB: 0 P: 9 | R: 1 E: 0 K: 1 S: 6 | H: 2 LOB: 0 BB: 0 P: 6 | R: 0 E: 0 K: 2 S: 8 | H: 1 LOB: 2 BB: 1 P: 12 | R: 2 E: 0 K: 0 S: 4 | H: 3 LOB: 0 BB: 1 P: 8 | R: 1 E: 0 K: 0 S: 5 | H: 2 LOB: 2 BB: 0 P: 5 | R: 3 E: 0 K: 0 S: 8 | H: 3 LOB: 0 BB: 0 P: 12 | R: 0 E: 0 K: 3 S: 10 | H: 1 LOB: 1 BB: 0 P: 10 | 1B: 7 2B: 4 3B: 1 HR: 5 | SF: 1 SAC: 0 DP: 2 HBP: 0 | | WP: 0 PB: 0 SB: 0 CS: 1 |
| PITCHER | IP WLS BF H R ER SO BB IBB HBP BLK WP HR S P ERA WHIP | | | | | | | | | | | | | | | | | |
| 53 Trevor Cahill, R (1,1) 57 Cedrick Bowers, L (3,1) 62 Clayton Mortensen, R (4,1) 44 Jon Melan, R (5,1) 13 Jerry Blevins, L (6,1) | 2.0 L 8 3 2 2 2 2 0 0 0 0 0 0 0 8 12 0.00 2.000 | | | | | | | | | | | | | | | | | |
| 39 Brad Kilby, L (7,1) 64 Justin Souza, R (8,1) | 1.0 4 1 0 0 3 0 0 0 0 0 0 0 10 10 0.00 1.000 | | | | | | | | | | | | | | | | | |


AB 35
R 9
H 16
RBI 8
BB 2
SO 7
LOB 13

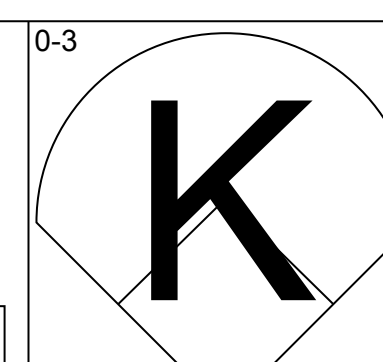
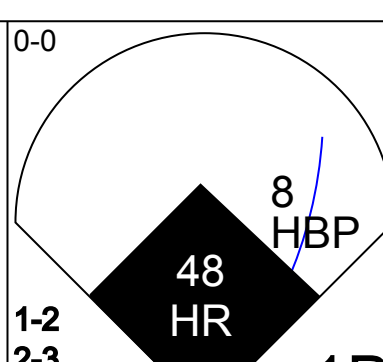
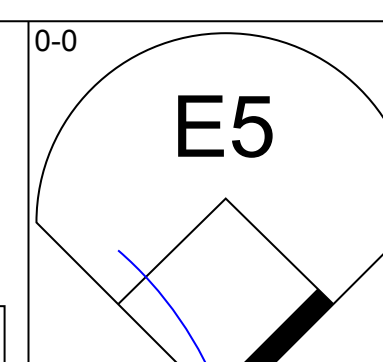
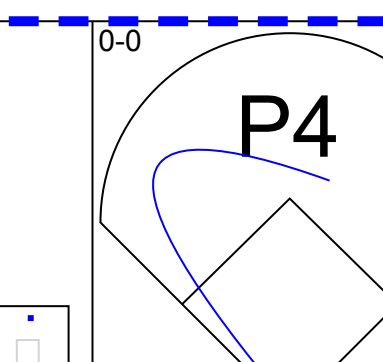
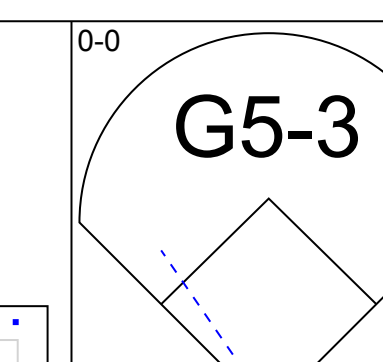
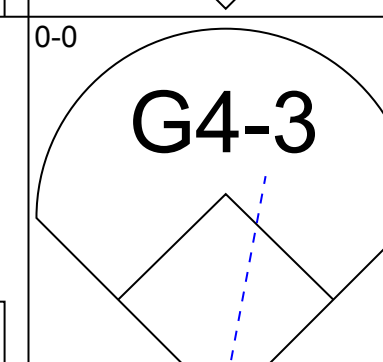
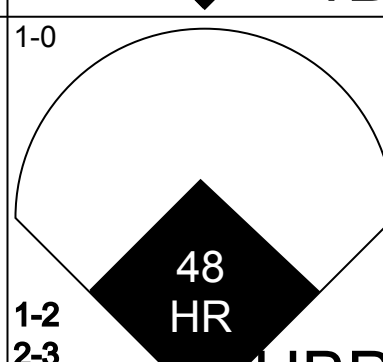
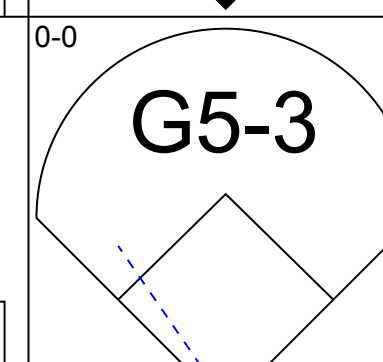
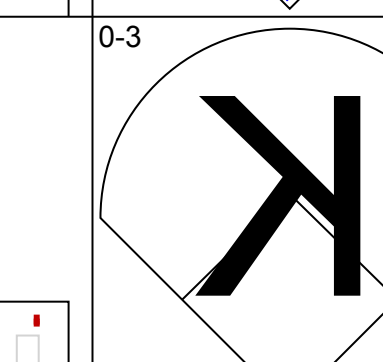
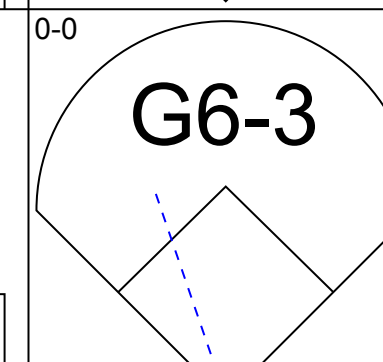
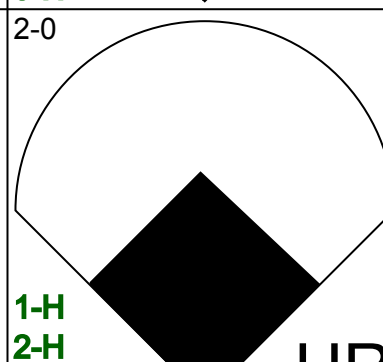
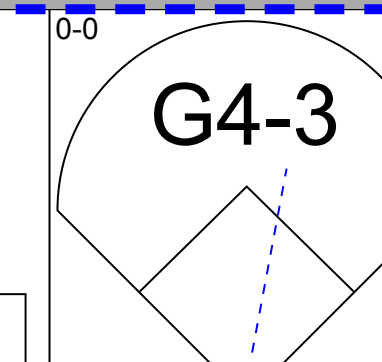
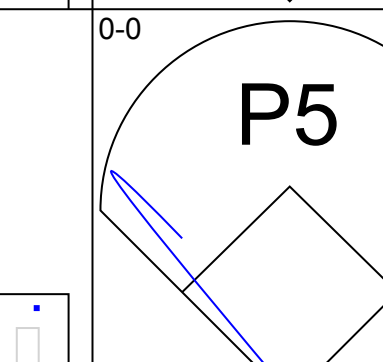
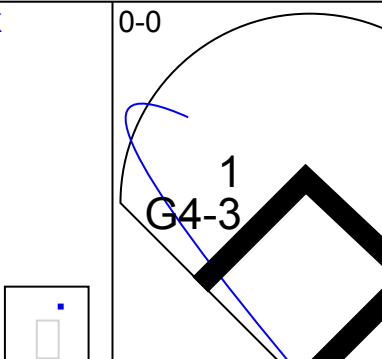
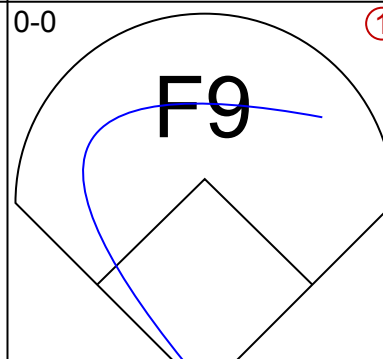
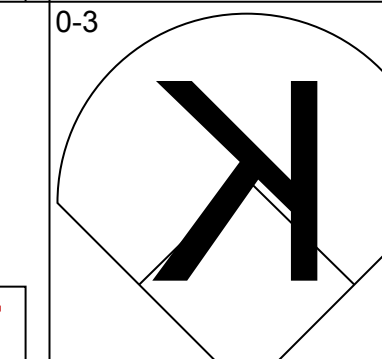
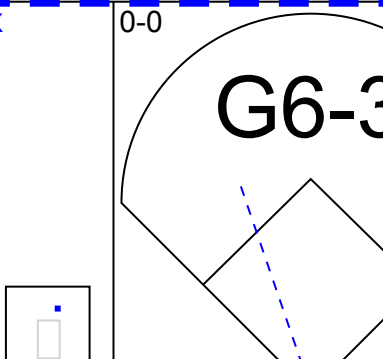

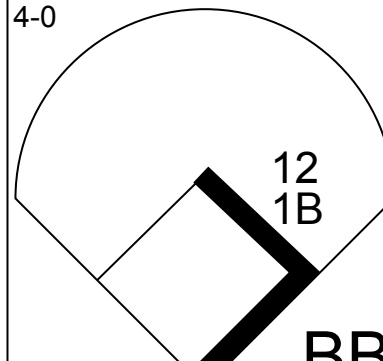
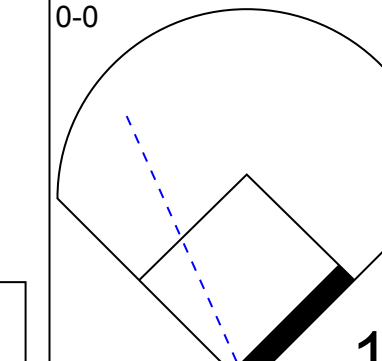
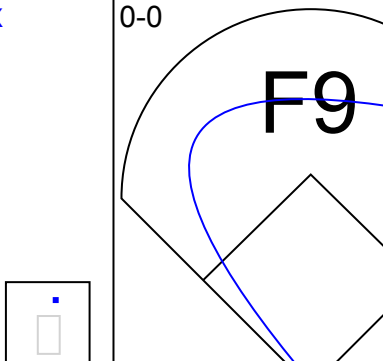

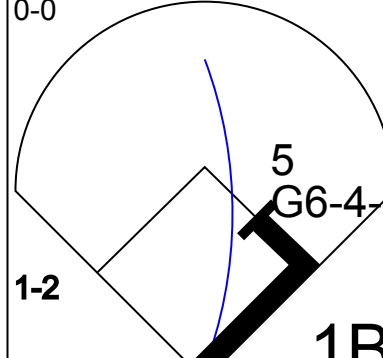
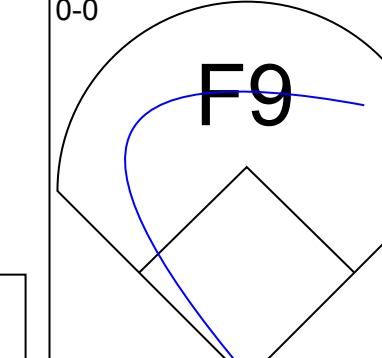
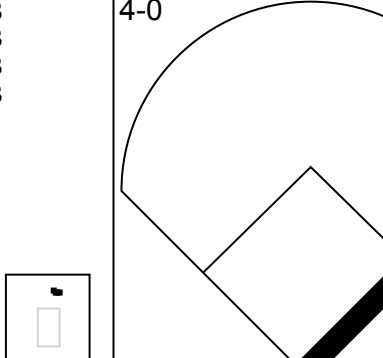

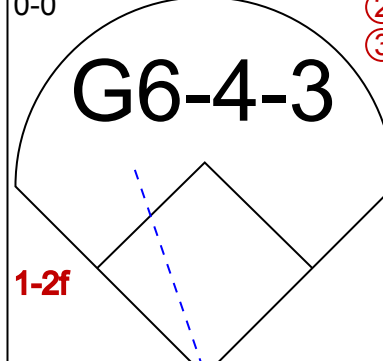
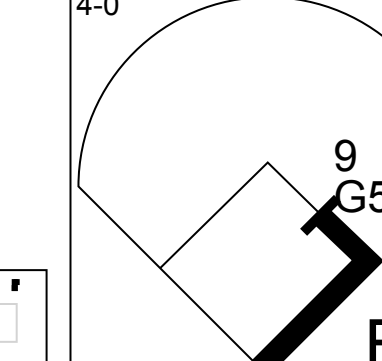
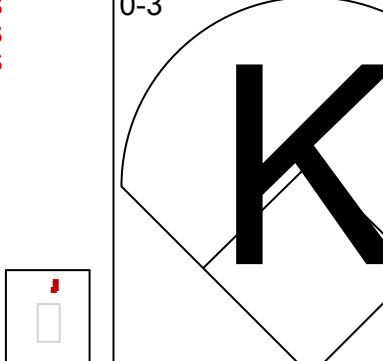
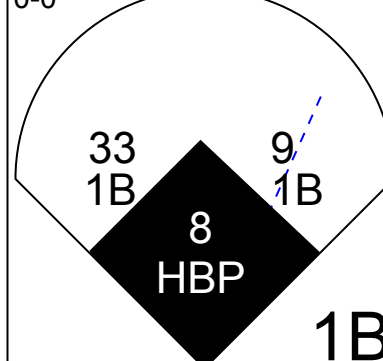
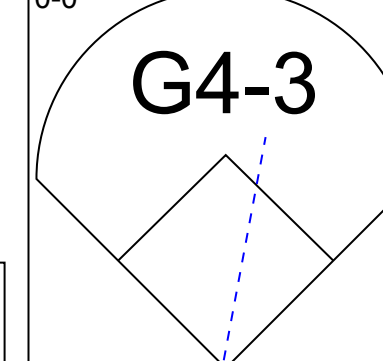
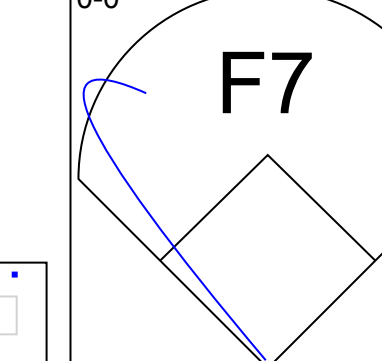
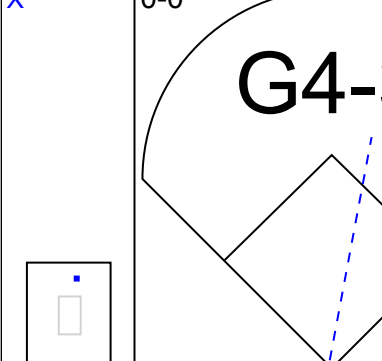
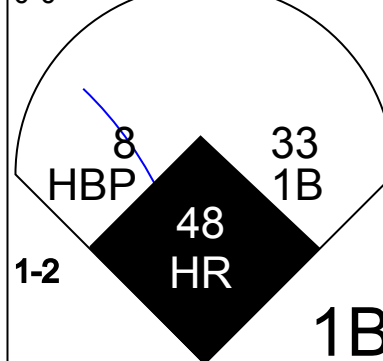
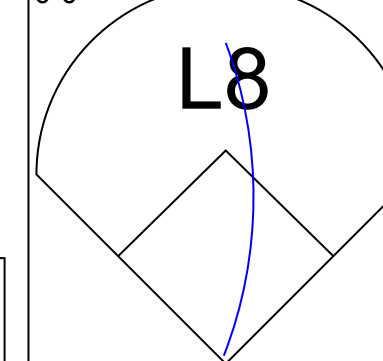
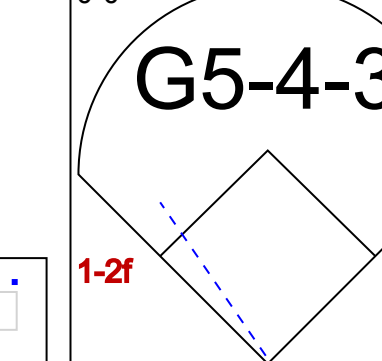
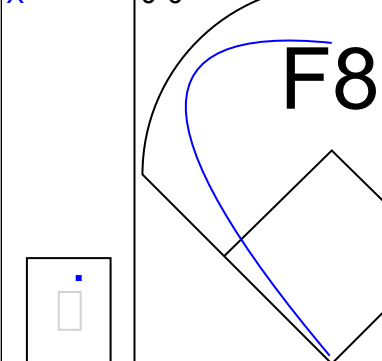


| Batter | 1 | 2 | 3 | 4 | 5 | 6 | 7 | 8 | 9 | AB R H RBI BB SO LOB | TOP | | | | | | | | | | | | | | | | | | | | | | | | |
|--------------|----|-----|----|---|---|----|----|----|-----|--|---|----|----|---|---|-----|------|---------|----|-----|----|---|---|----|----|----|-----|-----|-----|----|----|---|---|-----|------|
| | | | | | | | | | | | <p>Chicago Cubs @ Chicago White Sox Camelback Ranch, Glendale, AZ Sun Mar 07 2010, 3:05 PM EST</p> <p>livebaseballscorecards.com</p> <p>AB 0 R 0 H 0 RBI 0 BB 0 SO 0 LOB 0</p>  | | | | | | | | | | | | | | | | | | | | | | | | |
| | | | | | | | | | | | | | | | | | | | | | | | | | | | | | | | | | | | |
| | | | | | | | | | | | | | | | | | | | | | | | | | | | | | | | | | | | |
| | | | | | | | | | | | | | | | | | | | | | | | | | | | | | | | | | | | |
| | | | | | | | | | | | | | | | | | | | | | | | | | | | | | | | | | | | |
| | | | | | | | | | | | | | | | | | | | | | | | | | | | | | | | | | | | |
| | | | | | | | | | | | | | | | | | | | | | | | | | | | | | | | | | | | |
| | | | | | | | | | | | | | | | | | | | | | | | | | | | | | | | | | | | |
| | | | | | | | | | | | | | | | | | | | | | | | | | | | | | | | | | | | |
| Inning Stats | | | | | | | | | | 1B: 0 SF: 0 2B: 0 SAC: 0 3B: 0 DP: 0 HR: 0 HBP: 0 | WP: 0 PA: 0 FB: 0 SB: 0 CS: 0 | | | | | | | | | | | | | | | | | | | | | | | | |
| PITCHER | IP | WLS | BF | H | R | ER | SO | BB | IBB | HBP | BLK | WP | HR | S | P | ERA | WHIP | PITCHER | IP | WLS | BF | H | R | ER | SO | BB | IBB | HBP | BLK | WP | HR | S | P | ERA | WHIP |

| Batter | 1 | 2 | 3 | 4 | 5 | 6 | 7 | 8 | 9 | AB R H RBI BB SO LOB | BOTTOM | | | | | | | | | | | | | | | | | | | | | | | | |
|--------------|----|-----|----|---|---|----|----|----|-----|--|---|----|----|---|---|-----|------|---------|----|-----|----|---|---|----|----|----|-----|-----|-----|----|----|---|---|-----|------|
| | | | | | | | | | | | <p>Chicago Cubs @ Chicago White Sox Camelback Ranch, Glendale, AZ Sun Mar 07 2010, 3:05 PM EST</p> <p>livebaseballscorecards.com</p> <p>AB 0 R 0 H 0 RBI 0 BB 0 SO 0 LOB 0</p>  | | | | | | | | | | | | | | | | | | | | | | | | |
| | | | | | | | | | | | | | | | | | | | | | | | | | | | | | | | | | | | |
| | | | | | | | | | | | | | | | | | | | | | | | | | | | | | | | | | | | |
| | | | | | | | | | | | | | | | | | | | | | | | | | | | | | | | | | | | |
| | | | | | | | | | | | | | | | | | | | | | | | | | | | | | | | | | | | |
| | | | | | | | | | | | | | | | | | | | | | | | | | | | | | | | | | | | |
| | | | | | | | | | | | | | | | | | | | | | | | | | | | | | | | | | | | |
| | | | | | | | | | | | | | | | | | | | | | | | | | | | | | | | | | | | |
| | | | | | | | | | | | | | | | | | | | | | | | | | | | | | | | | | | | |
| Inning Stats | | | | | | | | | | 1B: 0 SF: 0 2B: 0 SAC: 0 3B: 0 DP: 0 HR: 0 HBP: 0 | WP: 0 PA: 0 FB: 0 SB: 0 CS: 0 | | | | | | | | | | | | | | | | | | | | | | | | |
| PITCHER | IP | WLS | BF | H | R | ER | SO | BB | IBB | HBP | BLK | WP | HR | S | P | ERA | WHIP | PITCHER | IP | WLS | BF | H | R | ER | SO | BB | IBB | HBP | BLK | WP | HR | S | P | ERA | WHIP |

| Batter | 1 | 2 | 3 | 4 | 5 | 6 | 7 | 8 | 9 | AB R H RBI BB SO LOB | TOP | | | | | | | | | | | | | | | | | | | | | | | | | | | | | | | | | | |
|--------------|---|---|---|---|---|---|---|---|---|----------------------|---|-----|----|---|---|----|----|----|-----|---|-----|----|----|---|---|-----|------|---------|----|-----|----|---|---|----|----|----|-----|-----|-----|----|----|---|---|-----|------|
| | | | | | | | | | | | Los Angeles Dodgers @ Chicago Cubs Hohokam Park, Mesa, AZ Sun Mar 07 2010, 3:05 PM EST livebaseballscorecards.com | | | | | | | | | | | | | | | | | | | | | | | | | | | | | | | | | | |
| | | | | | | | | | | | | | | | | | | | | AB 0 R 0 H 0 RBI 0 BB 0 SO 0 LOB 0 | | | | | | | | | | | | | | | | | | | | | | | | | |
| | | | | | | | | | | | | | | | | | | | |  | | | | | | | | | | | | | | | | | | | | | | | | | |
| Inning Stats | | | | | | | | | | | | | | | | | | | | 1B: 0 SF: 0 WP: 0 PA: 0 2B: 0 SAC: 0 FB: 0 3B: 0 DP: 0 SB: 0 HR: 0 HBP: 0 CS: 0 | | | | | | | | | | | | | | | | | | | | | | | | | |
| PITCHER | | | | | | | | | | IP | | WLS | BF | H | R | ER | SO | BB | IBB | HBP | BLK | WP | HR | S | P | ERA | WHIP | PITCHER | IP | WLS | BF | H | R | ER | SO | BB | IBB | HBP | BLK | WP | HR | S | P | ERA | WHIP |

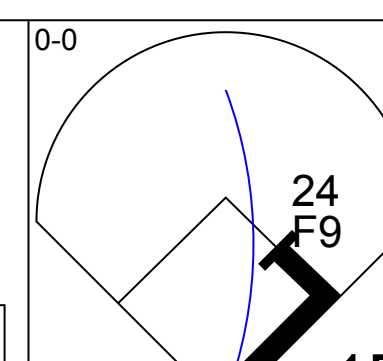
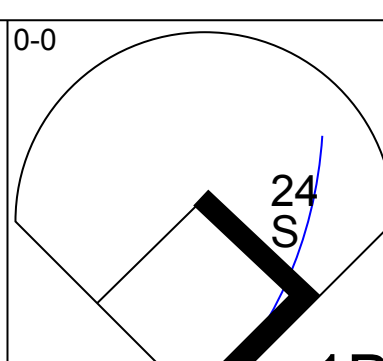
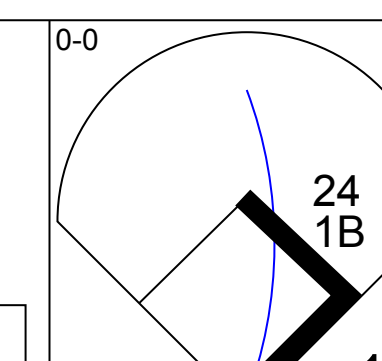
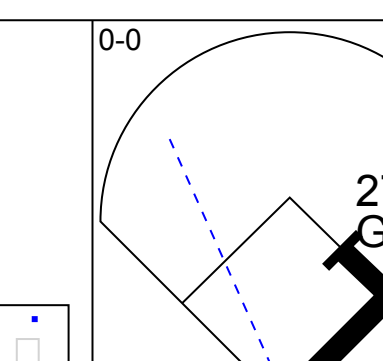
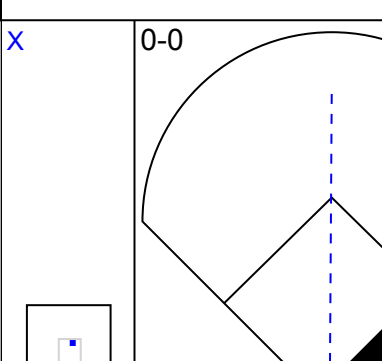
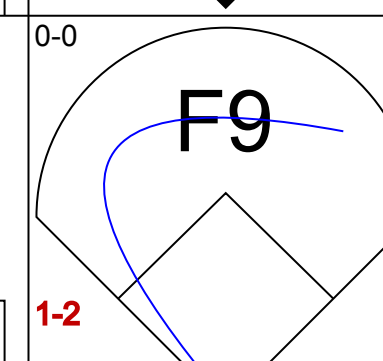

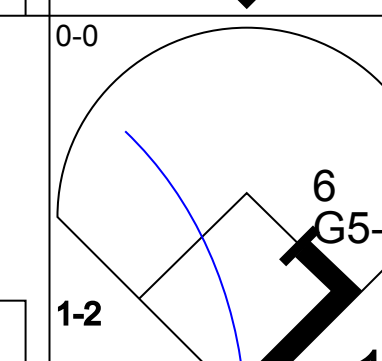
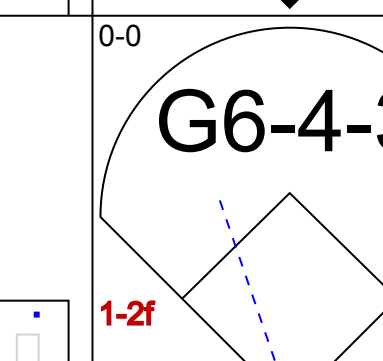
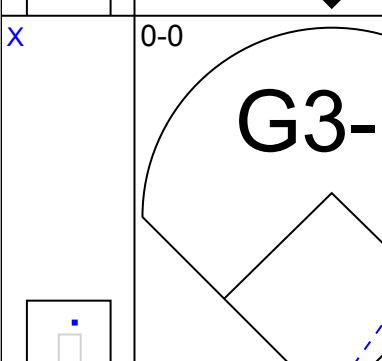
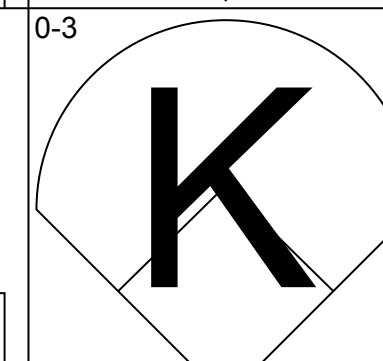
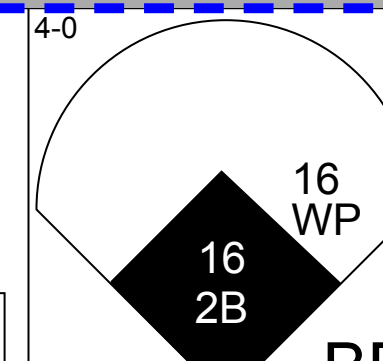
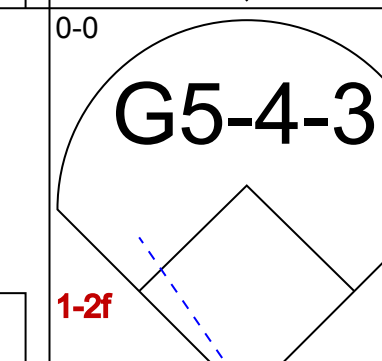
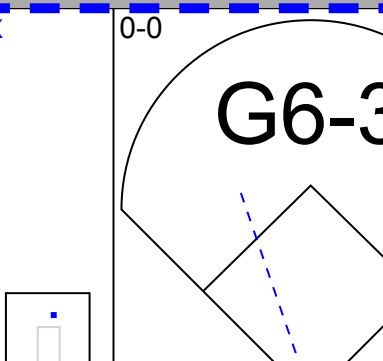

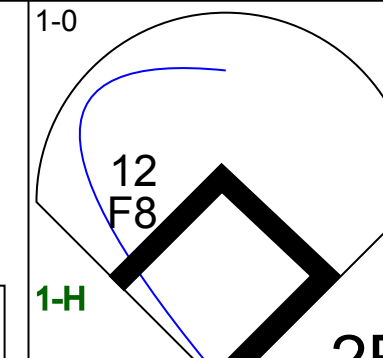


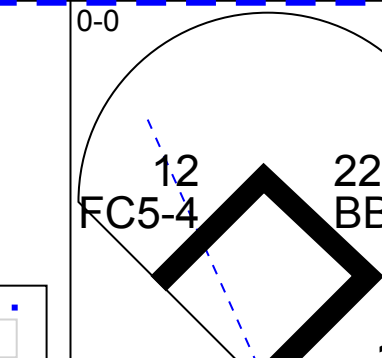
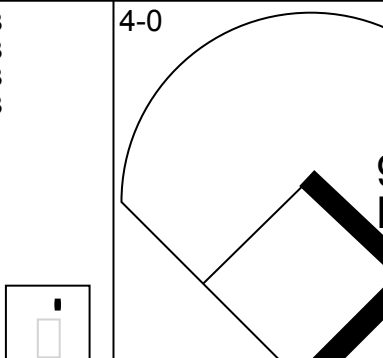


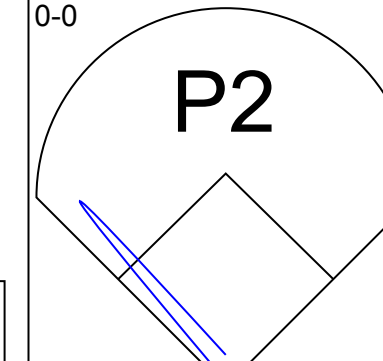
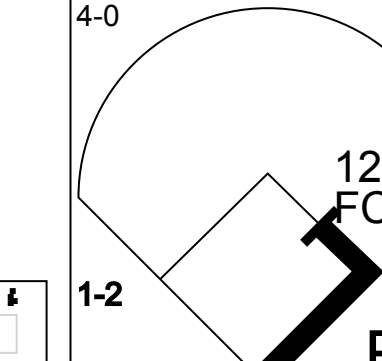
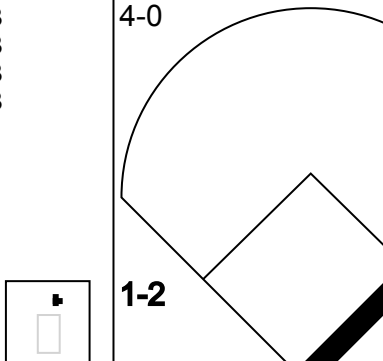



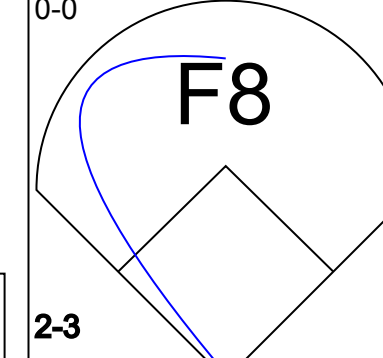

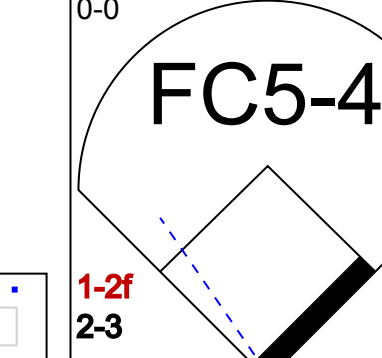
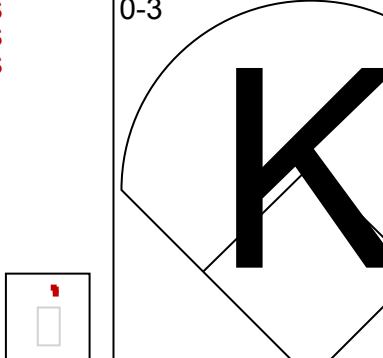


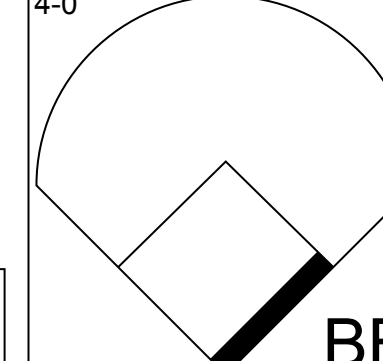
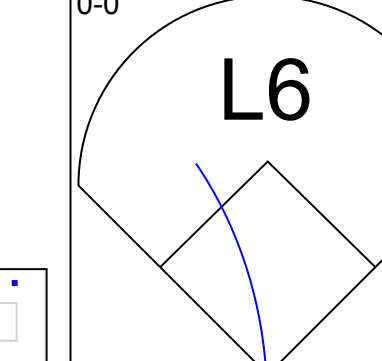
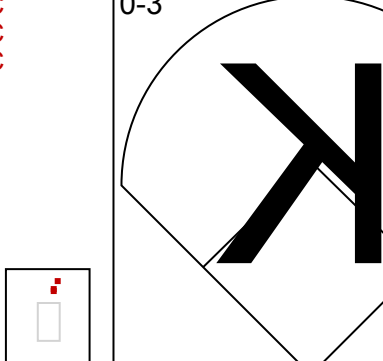


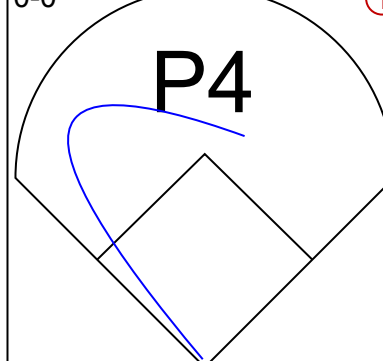
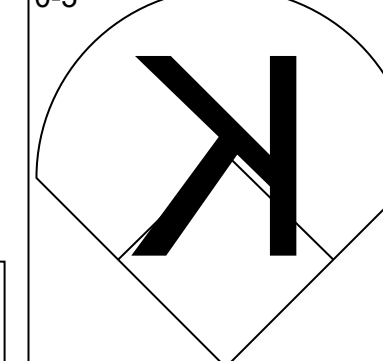
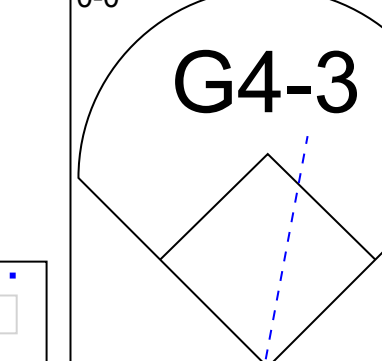
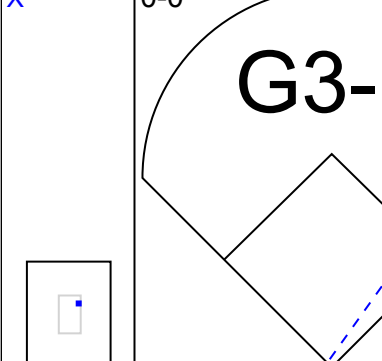


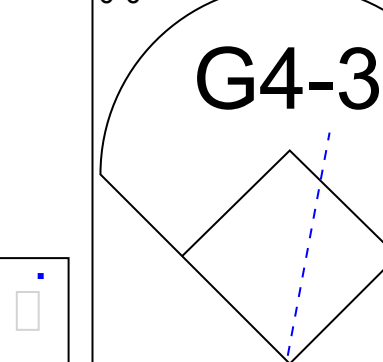
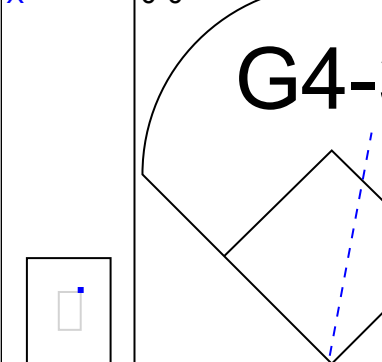
| Batter | 1 | 2 | 3 | 4 | 5 | 6 | 7 | 8 | 9 | AB R H RBI BB SO LOB | BOTTOM | | | | | | | | | | | | | | | | | | | | | | | | | | | | | | | | | | |
|--------------|---|---|---|---|---|---|---|---|---|----------------------|---|-----|----|---|---|----|----|----|-----|---|-----|----|----|---|---|-----|------|---------|----|-----|----|---|---|----|----|----|-----|-----|-----|----|----|---|---|-----|------|
| | | | | | | | | | | | Los Angeles Dodgers @ Chicago Cubs Hohokam Park, Mesa, AZ Sun Mar 07 2010, 3:05 PM EST livebaseballscorecards.com | | | | | | | | | | | | | | | | | | | | | | | | | | | | | | | | | | |
| | | | | | | | | | | | | | | | | | | | | AB 0 R 0 H 0 RBI 0 BB 0 SO 0 LOB 0 | | | | | | | | | | | | | | | | | | | | | | | | | |
| | | | | | | | | | | | | | | | | | | | |  | | | | | | | | | | | | | | | | | | | | | | | | | |
| Inning Stats | | | | | | | | | | | | | | | | | | | | 1B: 0 SF: 0 WP: 0 PA: 0 2B: 0 SAC: 0 FB: 0 3B: 0 DP: 0 SB: 0 HR: 0 HBP: 0 CS: 0 | | | | | | | | | | | | | | | | | | | | | | | | | |
| PITCHER | | | | | | | | | | IP | | WLS | BF | H | R | ER | SO | BB | IBB | HBP | BLK | WP | HR | S | P | ERA | WHIP | PITCHER | IP | WLS | BF | H | R | ER | SO | BB | IBB | HBP | BLK | WP | HR | S | P | ERA | WHIP |

| Batter | 1 | 2 | 3 | 4 | 5 | 6 | 7 | 8 | 9 | AB | R | H | RBI | BB | SO | LOB | TOP | | |
|---|---|---|---|---|--|---|---|---|---|---------------------------------------|---------------------------------------|---------------------------------------|---------------------------------------|---------------------------------------|---------------------------------------|---------------------------------------|----------------------------------|------------------------------------|--|
| 33 Aaron Rowand, R (1, 10) OBP: 0.474, SLG: 0.467 84 Jesus Guzman, R (9, PH) OBP: 0.500, SLG: 0.833 (9, 10) |  | |  |  | | |  | |  | 4 | 1 | 1 | 0 | 0 | 1 | 0 | | | |
| 8 Eugenio Velez, S (1, 8) OBP: 0.500, SLG: 0.385 62 Francisco Peguero, R (7, 8) (8, 9) |  | |  |  | | |  | | | 3 | 1 | 0 | 1 | 0 | 1 | 1 | | | |
| 48 Pablo Sandoval, S (1, 5) OBP: 0.278, SLG: 0.556 50 Conor Gillaspie, L (7, 5) |  | |  | |  | |  | | | 4 | 1 | 1 | 4 | 0 | 0 | 0 | | | |
| 17 Aubrey Huff, L (1, 3) OBP: 0.462, SLG: 0.727 35 Brett Pill, R (8, 3) OBP: 0.167, SLG: 0.182 | |  |  | | |  | |  | | 4 | 0 | 1 | 0 | 0 | 1 | 0 | | | |
| 1 Bengie Molina, R (1, 2) OBP: 0.615, SLG: 0.909 22 Eji Whiteside, R (5, 2) OBP: 0.429, SLG: 0.714 |  | |  | | |  | |  | | 2 | 0 | 1 | 0 | 1 | 0 | 1 | | | |
| 12 Nate Schierholtz, L (1, 9) OBP: 0.385, SLG: 0.364 47 Darren Ford, R (8, PR) OBP: 0.250, SLG: 0.250 (8, 8) |  | |  | | |  | |  | | 3 | 0 | 1 | 0 | 1 | 0 | 2 | | | |
| 5 Juan Uribe, R (1, 6) OBP: 0.286, SLG: 0.538 79 Brandon Crawford, L (6, PR) OBP: 0.222, SLG: 0.556 (6, 6) |  | |  | | |  | |  | | 2 | 0 | 0 | 1 | 0 | 3 | | | | |
| 20 John Bowker, L (1, 7) OBP: 0.429, SLG: 0.611 83 Thomas Neal, R (6, 7) | | |  |  | | |  | |  | 3 | 1 | 1 | 0 | 0 | 0 | 1 | | | |
| 9 Kevin Frandsen, R (1, 4) OBP: 0.357, SLG: 0.429 80 Nick Noonan, L (7, 4) OBP: 0.167, SLG: 0.167 | | |  |  | | |  | |  | 3 | 1 | 1 | 0 | 0 | 0 | 1 | | | |
| Inning Stats | R: 0 E: 0 K: 1 S: 5 | H: 0 LOB: 0 BB: 0 P: 5 | R: 0 E: 0 K: 0 S: 4 | H: 1 LOB: 1 BB: 0 P: 4 | R: 5 E: 0 K: 0 S: 7 | H: 5 LOB: 1 BB: 1 P: 14 | R: 0 E: 1 K: 0 S: 4 | H: 0 LOB: 1 BB: 0 P: 4 | R: 0 E: 0 K: 1 S: 6 | H: 1 LOB: 1 BB: 1 P: 6 | R: 0 E: 0 K: 1 S: 5 | H: 0 LOB: 0 BB: 0 P: 5 | R: 0 E: 0 K: 1 S: 5 | H: 0 LOB: 1 BB: 1 P: 9 | R: 0 E: 0 K: 0 S: 3 | H: 0 LOB: 0 BB: 0 P: 3 | 1B: 5 2B: 1 3B: 0 HR: 1 | SF: 0 SAC: 0 DP: 2 HBP: 1 | WP: 0 PA: 37 PB: 0 SB: 0 CS: 0 |
| PITCHER | IP WLS BF H R ER SO | IP WLS BF H R ER SO | IP WLS BF H R ER SO | IP WLS BF H R ER SO | IP WLS BF H R ER SO | IP WLS BF H R ER SO | IP WLS BF H R ER SO | IP WLS BF H R ER SO | IP WLS BF H R ER SO | IP WLS BF H R ER SO | IP WLS BF H R ER SO | IP WLS BF H R ER SO | IP WLS BF H R ER SO | IP WLS BF H R ER SO | IP WLS BF H R ER SO | IP WLS BF H R ER SO | ERA WHIP | ERA WHIP | ERA WHIP |
| 38 Carlos Zambrano, R (1, 1) ERA: 9.0 | 43 John Grabow, L (4, 1) ERA: 13.5 | 47 Mike Parisi, R (5, 1) ERA: 3.0 | 70 Andrew Cashner, R (6, 1) ERA: 3.0 | 20 Thomas Diamond, R (7, 1) ERA: | 48 John Gaub, L (8, 1) ERA: 3.86 | 64 Justin Berg, R (9, 1) ERA: 4.5 | | | | | | | | | | | 0.00 2.333 | 0.00 1.000 | 0.00 0.000 |

San Francisco Giants @ Chicago Cubs
Hohokam Park, Mesa, AZ
Wed Mar 10 2010, 3:11 PM - 8:22 PM EST
Att: 9,381 - Partly Cloudy - 55 F

| | |
|-----|----|
| AB | 33 |
| R | 5 |
| H | 7 |
| RBI | 5 |
| BB | 3 |
| SO | 4 |
| LOB | 10 |



| Batter | 1 | 2 | 3 | 4 | 5 | 6 | 7 | 8 | 9 | AB | R | H | RBI | BB | SO | LOB | BOTTOM | | | | |
|---|---|--|---|--|--|---|---|---|---|---------------------------------------|---------------------------------------|---------------------------------------|---------------------------------------|---------------------------------------|---------------------------------------|---------------------------------------|------------------------------|---------------------------------|----------------------------------|------------------------------------|--|
| 2 Ryan Theriot, R (1, 6) OBP: 0.714, SLG: 0.846 67 Starlin Castro, R (6, 6) OBP: 0.545, SLG: 0.818 |  | |  | |  | |  | |  | 3 | 0 | 3 | 0 | 0 | 0 | 0 | | | | | |
| 24 Marlon Byrd, R (1, 8) OBP: 0.286, SLG: 0.571 27 Sam Fuld, L (8, 8) OBP: 0.200, SLG: 0.800 |  | |  | |  | |  | |  | 3 | 0 | 1 | 0 | 0 | 1 | 2 | | | | | |
| 25 Derrek Lee, R (1, 3) OBP: 0.286, SLG: 0.818 6 Micah Hoffpauir, L (4, PR) OBP: 0.250, SLG: 0.100 (5, 3) |  | | |  |  | | |  | | 1 | 0 | 0 | 0 | 1 | 1 | 0 | | | | | |
| 16 Aramis Ramirez, R (1, 5) OBP: 0.214, SLG: 0.308 56 Brad Snyder, L (6, PR) OBP: 0.545, SLG: 0.889 (7, 7) |  | |  |  |  | |  |  |  | 3 | 0 | 2 | 1 | 0 | 1 | 0 | | | | | |
| 22 Xavier Nady, R (1, 10) OBP: 0.667, SLG: 0.500 9 Chad Tracy, L (8, PH) OBP: 0.571, SLG: 0.400 (9, 10) |  | | |  | |  |  |  |  | 2 | 0 | 1 | 0 | 1 | 0 | 2 | | | | | |
| 12 Alfonso Soriano, R (1, 7) OBP: 0.091, SLG: 0.182 65 Darwin Barney, R (6, PR) (7, 4) |  | | |  | |  |  |  |  | 3 | 0 | 0 | 0 | 0 | 1 | 5 | | | | | |
| 28 Jeff Baker, R (1, 4) (7, 5) |  | | |  | |  |  |  |  | 3 | 0 | 0 | 0 | 1 | 1 | 5 | | | | | |
| 55 Koyie Hill, S (1, 2) OBP: 0.250, SLG: 0.250 75 Chris Robinson, R (7, 2) OBP: 0.400, SLG: 0.250 | | |  |  | |  | |  | | 3 | 0 | 0 | 0 | 0 | 1 | 4 | | | | | |
| 63 James Adduci, L (1, 9) OBP: 0.250, SLG: 0.273 |  | | | |  | |  |  | | 4 | 0 | 0 | 0 | 0 | 2 | 0 | | | | | |
| Inning Stats | R: 0 E: 0 K: 1 S: 5 | H: 1 LOB: 0 BB: 0 P: 5 | R: 0 E: 0 K: 2 S: 8 | H: 1 LOB: 1 BB: 0 P: 8 | R: 0 E: 0 K: 2 S: 8 | H: 1 LOB: 1 BB: 0 P: 8 | R: 1 E: 0 K: 1 S: 6 | H: 1 LOB: 2 BB: 2 P: 15 | R: 0 E: 0 K: 1 S: 6 | H: 2 LOB: 1 BB: 0 P: 6 | R: 0 E: 0 K: 0 S: 4 | H: 1 LOB: 0 BB: 1 P: 8 | R: 0 E: 0 K: 0 S: 3 | H: 1 LOB: 0 BB: 0 P: 3 | R: 0 E: 0 K: 2 S: 7 | H: 0 LOB: 2 BB: 2 P: 15 | R: 0 E: 0 K: 0 S: 4 | H: 1 LOB: 1 BB: 0 P: 4 | 1B: 8 2B: 1 3B: 0 HR: 0 | SF: 0 SAC: 0 DP: 2 HBP: 0 | WP: 1 PA: 38 PB: 0 SB: 1 CS: 0 |
| PITCHER | IP WLS BF H R ER SO | IP WLS BF H R ER SO | IP WLS BF H R ER SO | IP WLS BF H R ER SO | IP WLS BF H R ER SO | IP WLS BF H R ER SO | IP WLS BF H R ER SO | IP WLS BF H R ER SO | IP WLS BF H R ER SO | IP WLS BF H R ER SO | IP WLS BF H R ER SO | IP WLS BF H R ER SO | IP WLS BF H R ER SO | IP WLS BF H R ER SO | IP WLS BF H R ER SO | IP WLS BF H R ER SO | ERA WHIP | ERA WHIP | ERA WHIP | | |
| 57 Jonathan Sanchez, L (1, 1) ERA: 6.0 | 49 Brandon Medders, R (4, 1) ERA: 6.0 | 68 Kevin Pucetas, R (5, 1) ERA: 6.0 | 66 Eric Hacker, R (6, 1) ERA: 16.88 | 74 Craig Whitaker, R (7, 1) ERA: | 65 Steve Edlefsen, R (8, 1) ERA: 7.36 | 60 Wadlis Joaquin, R (9, 1) ERA: 9.0 | | | | | | | | | | | 0.00 2.000 | 0.00 1.000 | 0.00 1.000 | | |

San Francisco Giants @ Chicago Cubs
Hohokam Park, Mesa, AZ
Wed Mar 10 2010, 3:11 PM - 8:22 PM EST
Att: 9,381 - Partly Cloudy - 55 F

| | |
|-----|----|
| AB | 33 |
| R | 1 |
| H | 9 |
| RBI | 1 |
| BB | 5 |
| SO | 9 |
| LOB | 24 |



| Batter | 1 | 2 | 3 | 4 | 5 | 6 | 7 | 8 | 9 | AB | R | H | RBI | BB | SO | LOB | TOP | | | | | |
|--|---|----------------------------------|------------------------------|----------------------------------|------------------------------|---------------------------------|------------------------------|---------------------------------|------------------------------|--|------------------------------|---------------------------------|------------------------------|---------------------------------|------------------------------|---------------------------------|----------------------------------|------------------------------------|----------------------------------|------------------------------------|----------------------------------|--------|
| 67 Starlin Castro, R OBP: 0.500, SLG: 0.824 65 Darwin Barney, R OBP: 0.600, SLG: 0.500 | G6-3 | | K | | | F7 | | 1B | | 3 | 0 | 0 | 0 | 0 | 1 | 0 | | | | | | |
| 63 James Adduci, L OBP: 0.313, SLG: 0.400 | G4-6-3 1B | | | | F8 | | 2B | G5-3 | | 4 | 1 | 2 | 0 | 0 | 0 | 1 | | | | | | |
| 4 Bryan LaHair, L OBP: 0.250, SLG: 0.273 | G4-6-3 1-2 | | | G4-3 | | F8 | | F8 | | 4 | 0 | 0 | 0 | 0 | 0 | 2 | | | | | | |
| 16 Aramis Ramirez, R OBP: 0.235, SLG: 0.375 61 Logan Watkins, L OBP: 1.000, SLG: 1.000 | | K | | L6 | | 2B | | 1B | | 3 | 1 | 1 | 1 | 0 | 1 | 0 | | | | | | |
| 21 Tyler Colvin, L OBP: 0.556, SLG: 1.000 76 James Russell, L (7.1) 73 Blake Lalli, L (9, PH) | | 12 SF8 3B | | | | K | | 1B | | 3 | 1 | 2 | 1 | 0 | 1 | 0 | | | | | | |
| 12 Alfonso Soriano, R OBP: 0.071, SLG: 0.154 68 Nelson Perez, L (7.7) | | SF8 | | F7 | | F7 | | K | | 2 | 0 | 0 | 1 | 0 | 0 | 1 | | | | | | |
| 15 Bobby Scales, S (1.4) 86 Junior Lake, R (6.4) (7.5) | | 3-H F9 | | F7 | | FC5-4 | | | | 2 | 0 | 0 | 0 | 0 | 0 | 0 | | | | | | |
| 55 Koyie Hill, S OBP: 0.300, SLG: 0.300 75 Chris Robinson, R OBP: 0.425, SLG: 0.533 | | | | | | F8 | | 1B | | 2 | 0 | 1 | 0 | 0 | 0 | 0 | | | | | | |
| 29 Jeff Samardzija, R (1.1) 43 John Grabow, L (3.1) 62 Marcos Mateo, R (4.1) Jeremy Papelbon, R (5.1) 88 Brandon Guyer, R (6, PH) 66 Rafael Dolis, R (6.1) 81 Smily Borges, R (7.8) | | | | | | G5-4-3 | | K | | 1 | 0 | 0 | 0 | 0 | 0 | 1 | | | | | | |
| Inning Stats | R: 0 E: 0 K: 0 S: 3 | H: 1 LOB: 0 BB: 0 P: 3 | R: 1 E: 0 K: 1 S: 6 | H: 1 LOB: 0 BB: 0 P: 6 | R: 0 E: 0 K: 1 S: 5 | H: 1 LOB: 0 BB: 0 P: 5 | R: 0 E: 0 K: 0 S: 3 | H: 0 LOB: 0 BB: 0 P: 3 | R: 0 E: 0 K: 1 S: 5 | H: 0 LOB: 0 BB: 0 P: 5 | R: 0 E: 0 K: 1 S: 5 | H: 0 LOB: 0 BB: 0 P: 5 | R: 2 E: 0 K: 0 S: 6 | H: 3 LOB: 1 BB: 0 P: 6 | R: 0 E: 0 K: 0 S: 4 | H: 2 LOB: 1 BB: 0 P: 4 | R: 0 E: 0 K: 1 S: 6 | H: 1 LOB: 1 BB: 0 P: 6 | 1B: 6 2B: 2 3B: 1 HR: 0 | SF: 1 SAC: 0 DP: 3 HBP: 0 | WP: 0 PB: 0 SB: 0 CS: 0 | PA: 33 |
| PITCHER | IP WLS BF H R ER SO BB IBB HBP BLK WP HR S P ERA WHIP | | | | | | | | | | | | | | | | | | | | | |
| 25 Doug Davis, L ERA: 3.0 | 3.0 W 10 3 1 1 2 0 0 0 0 0 0 0 14 14 3.00 1.000 | | | | | | | | | | | | | | | | | | | | | |
| 46 Claudio Vargas, R ERA: | 2.0 6 0 0 0 1 0 0 0 0 0 0 0 8 8 0.00 0.000 | | | | | | | | | | | | | | | | | | | | | |
| 41 Chuck Lofgren, L ERA: | 1.0 3 0 0 0 1 0 0 0 0 0 0 0 5 5 0.00 0.000 | | | | | | | | | | | | | | | | | | | | | |
| 50 John Halama, L ERA: 3.6 | 2.0 10 5 2 2 0 0 0 0 0 0 0 10 10 9.00 2.500 | | | | | | | | | | | | | | | | | | | | | |
| 52 Chris Smith, R ERA: 4.5 | 1.0 4 1 0 0 1 0 0 0 0 0 0 0 6 6 0.00 1.000 | | | | | | | | | | | | | | | | | | | | | |
| Batter | 1 | 2 | 3 | 4 | 5 | 6 | 7 | 8 | 9 | AB <th>R</th> <th>H</th> <th>RBI</th> <th>BB</th> <th>SO</th> <th>LOB</th> <th>BOTTOM</th> | R | H | RBI | BB | SO | LOB | BOTTOM | | | | | |
| 23 Rickie Weeks Jr., R OBP: 0.600, SLG: 0.500 75 Luis Alfonso Cruz, R (5, PR) (6, 6) | 21 E 2B | 21 1B BB | | G6-3 | 8 BB 21 WP 28 1B BB | | L8 | G1-3 | | 2 | 1 | 1 | 0 | 2 | 0 | 0 | | | | | | |
| 21 Alcides Escobar, R OBP: 0.428, SLG: 0.632 2 Joe Inglett, L OBP: 0.375, SLG: 0.417 | E6 15 HR 2-H 1B | | | | 8 BB 28 1B BB | | | | | 3 | 2 | 3 | 0 | 1 | 0 | 0 | | | | | | |
| 8 Ryan Braun, R OBP: 0.369, SLG: 0.647 63 Adam Stern, L OBP: 0.357, SLG: 0.429 | K | P3 | | F9 | 28 1B BB | | | | | 3 | 0 | 0 | 1 | 1 | 1 | 4 | | | | | | |
| 28 Prince Fielder, L OBP: 0.474, SLG: 0.588 66 Steffan Wilson, R OBP: 0.333, SLG: 0.235 | F8 | | | F8 | | | G5-3 | | | 4 | 0 | 1 | 2 | 0 | 0 | 2 | | | | | | |
| 15 Jim Edmonds, L OBP: 0.500, SLG: 0.786 65 Trent Oeltjen, L (5, PH) (6, 9) | 2-H HR | | | F8 | 9 1B 22 E 2B | | | P6 | | 3 | 2 | 2 | 2 | 0 | 0 | 0 | | | | | | |
| 9 Gregg Zaun, S OBP: 0.583, SLG: 0.929 36 Lorenzo Cain, R OBP: 0.267, SLG: 0.400 | HR | | | | 22 HR BB | | F8 | | | 2 | 1 | 2 | 1 | 1 | 0 | 0 | | | | | | |
| 22 Jody Gerut, L OBP: 0.737 79 Martin Maldonado, R OBP: 0.600, SLG: 0.333 | F9 | | | E4 | HR | | | P3 | | 3 | 1 | 1 | 2 | 0 | 0 | 1 | | | | | | |
| 61 Adam Heather, R OBP: 0.353, SLG: 0.231 | | F8 | | K | | | G4-3 | | | 4 | 0 | 0 | 0 | 1 | 1 | 3 | | | | | | |
| 25 Doug Davis, R 27 Carlos Gómez, R 46 Claudio Vargas, R 16 George Kottaras, L 41 Chuck Lofgren, L 50 John Halama, L 13 Angel Salome, R 52 Chris Smith, R | | K | | F7 | 21 WP 8 BB 23 BB BB | | | 2 BB 63 2B 1B | | 1 | 0 | 0 | 0 | 0 | 1 | 0 | | | | | | |
| Inning Stats | R: 4 E: 1 K: 1 S: 9 | H: 4 LOB: 0 BB: 0 P: 11 | R: 0 E: 0 K: 1 S: 6 | H: 1 LOB: 2 BB: 1 P: 10 | R: 1 E: 1 K: 1 S: 8 | H: 2 LOB: 2 BB: 0 P: 8 | R: 0 E: 0 K: 0 S: 4 | H: 1 LOB: 1 BB: 0 P: 4 | R: 5 E: 0 K: 1 S: 8 | H: 2 LOB: 2 BB: 5 P: 28 | R: 0 E: 0 K: 0 S: 3 | H: 0 LOB: 0 BB: 0 P: 3 | R: 2 E: 0 K: 0 S: 5 | H: 2 LOB: 1 BB: 1 P: 9 | R: 0 E: 0 K: 0 S: 4 | H: 1 LOB: 2 BB: 1 P: 8 | 1B: 7 2B: 3 3B: 0 HR: 3 | SF: 0 SAC: 0 DP: 0 HBP: 0 | WP: 1 PB: 0 SB: 0 CS: 0 | PA: 46 | | |
| PITCHER | IP WLS BF H R ER SO BB IBB HBP BLK WP HR S P ERA WHIP | | | | | | | | | | | | | | | | | | | | | |
| 29 Jeff Samardzija, R ERA: 9.0 | 2.0 L 12 5 4 4 2 1 0 0 0 0 0 0 2 15 21 18.00 3.000 | | | | | | | | | | | | | | | | | | | | | |
| 43 John Grabow, L ERA: 9.0 | 1.0 6 2 1 0 1 0 0 0 0 0 0 0 8 8 0.00 2.000 | | | | | | | | | | | | | | | | | | | | | |
| 62 Marcos Mateo, R ERA: 13.5 | 1.2 12 2 5 5 0 5 0 0 0 1 1 8 28 27.00 4.200 | | | | | | | | | | | | | | | | | | | | | |
| Jeremy Papelbon, L ERA: | 0.1 2 1 0 0 1 0 0 0 0 0 0 0 4 4 0.00 3.000 | | | | | | | | | | | | | | | | | | | | | |
| 66 Rafael Dolis, R ERA: 13.5 | 1.1 6 1 2 2 0 1 0 0 0 0 0 0 5 9 13.50 1.500 | | | | | | | | | | | | | | | | | | | | | |

Chicago Cubs @ Milwaukee Brewers
Maryvale Baseball Park, Phoenix, AZ
Fri Mar 12 2010, 3:13 PM - 5:42 PM EST
Att: 7,968 - Sunny - 64 F


| | |
|-----|----|
| AB | 32 |
| R | 3 |
| H | 9 |
| RBI | 3 |
| BB | 0 |
| SO | 5 |
| LOB | 9 |




Chicago Cubs @ Milwaukee Brewers
Maryvale Baseball Park, Phoenix, AZ
Fri Mar 12 2010, 3:13 PM - 5:42 PM EST
Att: 7,968 - Sunny - 64 F

| | |
|-----|----|
| AB | 38 |
| R | 12 |
| H | 13 |
| RBI | 10 |
| BB | 8 |
| SO | 4 |
| LOB | 19 |



| Batter | 1 | 2 | 3 | 4 | 5 | 6 | 7 | 8 | 9 | AB | R | H | RBI | BB | SO | LOB | TOP | | | | | | | | | |
|--|------------------------------|----------------------------------|------------------------------|----------------------------------|--|----------------------------------|-------------------------------|----------------------------------|-------------------------------|----------------------------------|------------------------------|---------------------------------|-------------------------------|----------------------------------|------------------------------|---------------------------------|---|------------------------------|----------------------------------|----------------------------------|------------------------------------|----------------------------------|--------|--|--|--|
| 1 Juan Pierre, L OBP: 0.289, SLG: 0.350 85 Christian Marrero, L OBP: 0.600, SLG: 0.950 | 1-0 75 G3 1B | | 2-1 75 G6-3 1-H | | 1-1 SH1-3 | | 2-1 75 G4-3 2B | | 4-0 83 G2-3 E BB | 3 | 1 | 2 | 0 | 0 | 0 | 0 | <p>Chicago White Sox @ Chicago Cubs Cashman Field, Las Vegas, NV Sat Mar 13 2010, 4:06 PM - 6:48 PM EST Att: 11,563 - Partly Cloudy - 67 F</p> <p>livebaseballscorecards.com</p> <p>AB 33 R 7 H 7 RBI 5 BB 6 SO 4 LOB 18</p>  | | | | | | | | | |
| 75 C.J. Retherford, R OBP: 0.388, SLG: 0.588 83 Eduardo Escobar, Sr, PH | 1-0 G3 | | 1-1 G6-3 | | 1-2 25 BB 14 BB 7 1B | | 1-2 G4-3 | | 1-1 G2-3 | 4 | 1 | 1 | 1 | 0 | 0 | 3 | | | | | | | | | | |
| 14 Paul Konerko, R OBP: 0.292, SLG: 0.409 84 Dale Mollenhauer, L OBP: 0.500, SLG: 0.500 | 2-1 G5-3 | | 0-1 F9 | | 4-2 25 BB 7 1B BB | | 4-1 G4-3 BB | | 0-1 E7 | 2 | 1 | 0 | 0 | 2 | 0 | 2 | | | | | | | | | | |
| 25 Andruw Jones, R OBP: 0.471, SLG: 0.500 Kenneth Williams, S | 2-3 K | | | | 1-1 7 1B 27 F7-2 1B | | 4-1 7 1B BB | | 0-0 G5-3 | 2 | 0 | 1 | 1 | 1 | 1 | 1 | | | | | | | | | | |
| 7 Mark Kotsay, L OBP: 0.524, SLG: 0.438 85 Jim Gallagher, L | | 3-2 G3 | | | 2-2 23 G1-3 1B | | 0-0 23 G4-6-3 1B | | | 3 | 0 | 2 | 2 | 0 | 0 | 0 | | | | | | | | | | |
| 23 Mark Teahen, L OBP: 0.105, SLG: 0.105 5 Jayson Nix, R OBP: 0.421, SLG: 0.529 | | 1-0 G5-3 | | | 0-2 G1-3 | | 1-0 G4-6-3 | | 0-0 G6-3 | 3 | 0 | 0 | 0 | 0 | 0 | 4 | | | | | | | | | | |
| 27 Ramon Castro, R OBP: 0.400, SLG: 0.250 55 Donny Lucy, R | | 2-2 G6-3 | | | 2-2 F7-2 | | 0-2 G4-3 | | 1-0 F7 | 3 | 0 | 0 | 0 | 0 | 0 | 2 | | | | | | | | | | |
| 30 Alejandro De Aza, L OBP: 0.522, SLG: 0.500 | | | 3-3 K | | 4-0 1 SH1-3 75 1B 18 S BB | | 0-1 18 CS 1B | | 1-3 K | 3 | 1 | 1 | 0 | 1 | 2 | 0 | | | | | | | | | | |
| 18 Brent Lillibridge, R OBP: 0.389, SLG: 0.400 | | | 0-0 E6 1 S E | | 4-2 75 1B 25 BB 1 SH1-3 BB | | 0-1 G6-3 | | 2-3 K | 3 | 2 | 0 | 0 | 1 | 1 | 1 | | | | | | | | | | |
| Inning Stats | R: 0 E: 0 K: 1 S: 7 | H: 1 LOB: 1 BB: 0 P: 13 | R: 0 E: 0 K: 0 S: 8 | H: 0 LOB: 0 BB: 0 P: 14 | R: 1 E: 2 K: 1 S: 11 | H: 0 LOB: 1 BB: 0 P: 17 | R: 0 E: 0 K: 0 S: 12 | H: 2 LOB: 1 BB: 0 P: 17 | R: 4 E: 0 K: 0 S: 13 | H: 2 LOB: 1 BB: 4 P: 32 | R: 0 E: 0 K: 0 S: 7 | H: 1 LOB: 0 BB: 0 P: 7 | R: 1 E: 0 K: 0 S: 10 | H: 1 LOB: 2 BB: 1 P: 19 | R: 0 E: 0 K: 1 S: 6 | H: 0 LOB: 0 BB: 0 P: 8 | | R: 1 E: 1 K: 1 S: 9 | H: 0 LOB: 1 BB: 1 P: 16 | 1B: 6 2B: 2 3B: 0 HR: 0 | SF: 0 SAC: 1 DP: 2 HBP: 0 | WP: 0 PB: 0 SB: 2 CS: 1 | PA: 40 | | | |
| PITCHER | IP | WLS | BF | H | R | ER | SO | BB | IBB | HBP | BLK | WP | HR | S | P | ERA | | WHIP | | | | | | | | |
| 46 Ryan Dempster, R ERA: 10.8 | 3.0 | | 12 | 1 | 1 | 0 | 2 | 0 | 0 | 0 | 0 | 0 | 0 | 26 | 44 | 0.00 | | 0.333 | | | | | | | | |
| 68 J.R. Mathes, L ERA: 16.88 | 2.0 | B | 12 | 4 | 4 | 4 | 0 | 4 | 0 | 0 | 0 | 0 | 0 | 25 | 49 | 18.00 | | 4.000 | | | | | | | | |
| 78 Jeff Kennard, R ERA: 2.7 | 2.0 | | 8 | 2 | 1 | 1 | 0 | 1 | 0 | 0 | 0 | 0 | 0 | 17 | 26 | 4.50 | | 1.500 | | | | | | | | |
| 48 John Gaub, L ERA: 3.0 | 1.0 | W | 3 | 0 | 0 | 0 | 1 | 0 | 0 | 0 | 0 | 0 | 0 | 6 | 8 | 0.00 | | 0.000 | | | | | | | | |
| 64 Justin Berg, R | 1.0 | S | 5 | 0 | 1 | 0 | 1 | 1 | 0 | 0 | 0 | 0 | 0 | 9 | 16 | 0.00 | | 1.000 | | | | | | | | |

| Batter | 1 | 2 | 3 | 4 | 5 | 6 | 7 | 8 | 9 | AB | R | H | RBI | BB | SO | LOB | BOTTOM | | | | | | | | | |
|--|------------------------------|---------------------------------|-------------------------------|----------------------------------|------------------------------|---------------------------------|------------------------------|----------------------------------|-------------------------------|----------------------------------|------------------------------|----------------------------------|------------------------------|----------------------------------|-------------------------------|----------------------------------|--|------------------------------|----------------------------------|------------------------------------|----------------------------------|--------|--|--|--|--|
| 2 Ryan Theriot, R OBP: 0.650, SLG: 0.706 77 DJ LeMahieu, R OBP: 0.500, SLG: 0.500 | 3-2 G4-3 | 1-2 G4-3 | | | 1-1 1-3 1B | | 2-0 G4-3 | 0-0 E6 | | 2 | 0 | 0 | 0 | 0 | 0 | 1 | <p>Chicago White Sox @ Chicago Cubs Cashman Field, Las Vegas, NV Sat Mar 13 2010, 4:06 PM - 6:48 PM EST Att: 11,563 - Partly Cloudy - 67 F</p> <p>livebaseballscorecards.com</p> <p>AB 33 R 8 H 10 RBI 7 BB 4 SO 5 LOB 15</p>  | | | | | | | | | |
| 1 Kosuke Fukudome, L OBP: 0.500, SLG: 0.500 Kyler Burke, L OBP: 0.250, SLG: 0.333 | 0-0 24 G4-6-3 1B | | 1-0 F9 | | 2-2 SF7 | | | K | | 2 | 0 | 1 | 0 | 0 | 0 | 0 | | | | | | | | | | |
| 24 Marlon Byrd, R OBP: 0.250, SLG: 0.450 58 Brett Jackson, L OBP: 0.750, SLG: 1.000 | 1-0 G4-6-3 | | 1-0 G6-3 | | 3-H P6 | | | K | | 2 | 0 | 0 | 0 | 0 | 1 | 1 | | | | | | | | | | |
| 15 Kevin Millar, R OBP: 0.529, SLG: 0.273 6 Micah Hoffpauir, R OBP: 0.235, SLG: 0.200 | | | 1-1 18 BB 28 2B 1B | | 1-1 G1-3 | | 2-0 F8 | 0-0 56 1B 73 1B 2B | | 2 | 1 | 1 | 0 | 0 | 0 | 0 | | | | | | | | | | |
| 18 Geovany Soto, R OBP: 0.667, SLG: 0.636 56 Brad Snyder, L OBP: 0.571, SLG: 0.618 | | | 4-2 28 BB 2B BB | | | | 1-3 K | 0-0 73 1B 61 FC6-4 1B | | 1 | 1 | 0 | 0 | 1 | 1 | 0 | | | | | | | | | | |
| 17 Mike Fontenot, L OBP: 0.474, SLG: 0.500 73 Ryan Flaherty, L OBP: 0.333, SLG: 0.333 | | | 0-3 K | | 2-1 G4-3 | | | 3-2 61 FC6-4 1B | | 2 | 0 | 0 | 0 | 0 | 1 | 2 | | | | | | | | | | |
| 28 Jeff Baker, R OBP: 0.444, SLG: 0.200 61 Josh Vitters, R OBP: 0.444, SLG: 0.667 | | | 1-2 28 2B BB | | | | 1-1 G1-3 | 1-3 73 1B 61 FC6-4 1B | | 2 | 1 | 1 | 0 | 0 | 0 | 0 | | | | | | | | | | |
| 71 Robinson Chirinos, R OBP: 0.625, SLG: 1.167 72 Wellington Castillo, R OBP: 0.250, SLG: 0.500 | | | 3-2 71 2B 2B | | | | 1-1 G1-3 | 2-2 72 2B 77 E FC6-4 | | 2 | 1 | 2 | 0 | 0 | 0 | 0 | | | | | | | | | | |
| 27 Sam Fuld, L OBP: 0.125, SLG: 0.375 57 Matt Camp, L | | | 1-1 27 G4-3 2H 2B | | | | 4-0 27 FC6-4 BB | 0-1 77 E 2B | | 2 | 0 | 2 | 1 | 1 | 0 | 0 | | | | | | | | | | |
| | | | 1-0 G4-3 | | | | 1-1 FC6-4 SF7 BB | 4-2 77 E BB | | 2 | 1 | 0 | 0 | 0 | 0 | 2 | | | | | | | | | | |
| Inning Stats | R: 0 E: 0 K: 0 S: 5 | H: 1 LOB: 0 BB: 0 P: 9 | R: 3 E: 0 K: 1 S: 17 | H: 3 LOB: 1 BB: 1 P: 30 | R: 0 E: 0 K: 0 S: 4 | H: 0 LOB: 0 BB: 0 P: 7 | R: 0 E: 0 K: 1 S: 7 | H: 0 LOB: 0 BB: 0 P: 10 | R: 1 E: 0 K: 0 S: 11 | H: 1 LOB: 1 BB: 1 P: 20 | R: 0 E: 0 K: 1 S: 6 | H: 0 LOB: 0 BB: 0 P: 10 | R: 0 E: 0 K: 0 S: 6 | H: 1 LOB: 1 BB: 0 P: 11 | R: 4 E: 1 K: 2 S: 21 | H: 4 LOB: 3 BB: 2 P: 38 | | R: 2 E: 1 K: 2 S: 9 | H: 8 LOB: 4 BB: 0 HR: 0 | SF: 1 SAC: 0 DP: 1 HBP: 0 | WP: 0 PB: 0 SB: 0 CS: 0 | PA: 38 | | | | |
| PITCHER | IP | WLS | BF | H | R | ER | SO | BB | IBB | HBP | BLK | WP | HR | S | P | ERA | | WHIP | | | | | | | | |
| 58 Lucas Harrell, R ERA: 7.5 | 4.0 | | 16 | 4 | 3 | 3 | 2 | 1 | 0 | 0 | 0 | 0 | 0 | 33 | 56 | 6.75 | | 1.250 | | | | | | | | |
| 48 Jeff Marquez, R ERA: 5.14 | 3.1 | L | 17 | 5 | 5 | 4 | 2 | 2 | 0 | 0 | 0 | 0 | 0 | 32 | 59 | 10.80 | | 2.100 | | | | | | | | |
| Justin Cassel, R ERA: 5.4 | 0.2 | | 5 | 1 | 0 | 0 | 1 | 1 | 0 | 0 | 0 | 0 | 0 | 12 | 20 | 0.00 | | 3.000 | | | | | | | | |

| Batter | 1 | 2 | 3 | 4 | 5 | 6 | 7 | 8 | 9 | AB | R | H | RBI | BB | SO | LOB | TOP | | | | | | | | | | |
|---|------------------------------|---------------------------------|------------------------------|---------------------------------|------------------------------|---------------------------------|------------------------------|---------------------------------|------------------------------|----------------------------------|------------------------------|----------------------------------|------------------------------|----------------------------------|------------------------------|---------------------------------|----------------------------------|------------------------------------|----------------------------------|--------|--|--|--|--|--|--|--|
| 1 Kosuke Fukudome, L (1, 9) OBP: 0.428, SLG: 0.412 63 James Adduci, L (5, 9) OBP: 0.455, SLG: 0.550 | F9 | G4-3 | | | G4-3 | | 67 2B | 67 1B | | 3 | 0 | 0 | 0 | 0 | 0 | 1 | | | | | | | | | | | |
| 17 Mike Fontenot, L (1, 4) OBP: 0.500, SLG: 0.684 67 Starlin Castro, R (5, 6) OBP: 0.478, SLG: 0.773 | 15 2B | | G3 | | HR | | 22 F8 6 2B | 1B | | 3 | 2 | 2 | 1 | 0 | 0 | 0 | | | | | | | | | | | |
| 22 Xavier Nady, R (1, 10) OBP: 0.300, SLG: 0.333 56 Brad Snyder, L (6, PH) OBP: 0.533, SLG: 0.750 | F8 | | 15 HR | | F8 | | F8 | K | | 4 | 1 | 1 | 0 | 0 | 0 | 2 | | | | | | | | | | | |
| 15 Kevin Millar, R (1, 3) OBP: 0.600, SLG: 0.692 6 Micah Hoffpauir, L (5, 3) OBP: 0.293, SLG: 0.294 | 24 1B | | 2B | | 24 HBP | | 21 F | | G4-3 | 2 | 2 | 2 | 3 | 1 | 0 | 0 | | | | | | | | | | | |
| 24 Marlon Byrd, R (1, 8) OBP: 0.304, SLG: 0.455 21 Tyler Colvin, L (5, 7) OBP: 0.520, SLG: 0.840 | 12 1B | | HR | | BB | | 3-H | | K | 2 | 0 | 1 | 1 | 0 | 0 | 0 | | | | | | | | | | | |
| 12 Alfonso Soriano, R (1, 7) OBP: 0.200, SLG: 0.316 27 Sam Fuld, L (5, 8) OBP: 0.167, SLG: 0.353 | 2-H | | F8 | | HBP | | 2-3 | | K | 3 | 0 | 1 | 0 | 0 | 0 | 2 | | | | | | | | | | | |
| 9 Chad Tracy, L (1, 5) OBP: 0.353, SLG: 0.267 15 Bobby Seales, S (6, 5) OBP: 0.250, SLG: 0.154 | 1B | | G5-3 | | L7 | | 1-2 | | P3 | 3 | 0 | 1 | 0 | 0 | 0 | 2 | | | | | | | | | | | |
| 18 Geovany Soto, R (1, 2) OBP: 0.556, SLG: 0.500 75 Chris Robinson, R (6, 2) OBP: 0.444, SLG: 0.500 | | | | | | | | | | 3 | 0 | 0 | 0 | 0 | 0 | 0 | | | | | | | | | | | |
| 65 Darwin Barney, R (1, 6) OBP: 0.500, SLG: 0.500 | | | | | | | | | | 4 | 0 | 1 | 0 | 0 | 0 | 0 | | | | | | | | | | | |
| Inning Stats | R: 2 E: 0 K: 0 S: 7 | H: 4 LOB: 2 BB: 0 P: 7 | R: 0 E: 0 K: 1 S: 6 | H: 1 LOB: 0 BB: 0 P: 6 | R: 2 E: 0 K: 0 S: 6 | H: 2 LOB: 0 BB: 0 P: 9 | R: 0 E: 0 K: 0 S: 3 | H: 0 LOB: 0 BB: 0 P: 3 | R: 1 E: 0 K: 0 S: 6 | H: 1 LOB: 2 BB: 1 P: 13 | R: 2 E: 1 K: 0 S: 6 | H: 3 LOB: 2 BB: 1 P: 10 | R: 1 E: 0 K: 1 S: 7 | H: 1 LOB: 1 BB: 1 P: 11 | R: 0 E: 0 K: 1 S: 5 | H: 0 LOB: 0 BB: 0 P: 5 | 1B: 5 2B: 5 3B: 0 HR: 2 | SF: 0 SAC: 0 DP: 0 HBP: 1 | WP: 0 PB: 1 SB: 0 CS: 1 | PA: 42 | | | | | | | |
| PITCHER | IP | WLS | BF | H | R | ER | SO | BB | IBB | HBP | BLK | WP | HR | S | P | ERA | WHIP | | | | | | | | | | |
| 35 Joel Pineiro, R (1, 1) ERA: 9.0 | 3.0 | | 15 | 7 | 4 | 4 | 1 | 0 | 0 | 0 | 0 | 0 | 1 | 19 | 22 | 12.00 | 2.333 | | | | | | | | | | |
| 49 Anthony Ortega, R (4, 1) ERA: 4.5 | 3.0 | H | 12 | 1 | 1 | 1 | 0 | 1 | 0 | 1 | 0 | 0 | 1 | 12 | 19 | 3.00 | 0.667 | | | | | | | | | | |
| 63 Rich Thompson, R (7, 1) ERA: 9.0 | 1.0 | L | 7 | 3 | 2 | 2 | 0 | 1 | 0 | 0 | 0 | 0 | 0 | 6 | 10 | 18.00 | 4.000 | | | | | | | | | | |
| 68 Andrew Taylor, L (8, 1) ERA: 9.0 | 1.0 | | 5 | 1 | 1 | 0 | 1 | 1 | 0 | 0 | 0 | 0 | 0 | 7 | 11 | 0.00 | 2.000 | | | | | | | | | | |
| 45 Francisco Rodriguez, R (9, 1) ERA: | 1.0 | | 3 | 0 | 0 | 0 | 1 | 0 | 0 | 0 | 0 | 0 | 0 | 5 | 5 | 0.00 | 0.000 | | | | | | | | | | |

Chicago Cubs @ Los Angeles Angels
 Tempe Diablo Stadium, Tempe, AZ
 Sun Mar 14 2010, 4:13 PM - 7:21 PM EDT
 Att: 8,838 - Sunny - 73 F



| Batter | 1 | 2 | 3 | 4 | 5 | 6 | 7 | 8 | 9 | AB | R | H | RBI | BB | SO | LOB | BOTTOM | | | | | | | | | | |
|--|------------------------------|---------------------------------|-------------------------------|----------------------------------|------------------------------|---------------------------------|------------------------------|---------------------------------|------------------------------|----------------------------------|------------------------------|----------------------------------|------------------------------|----------------------------------|------------------------------|---------------------------------|----------------------------------|------------------------------------|----------------------------------|--------|--|--|--|--|--|--|--|
| 13 Maicer Izturis, S (1, 6) OBP: 0.471, SLG: 0.400 12 Freddy Sandoval, S (6, 5) OBP: 0.294, SLG: 0.143 | G3 | 47 3B | K2-3 | | | 47 G6-3 | | K | 9 FC6-4 | 3 | 1 | 1 | 1 | 0 | 1 | 1 | | | | | | | | | | | |
| 47 Howie Kendrick, R (1, 4) OBP: 0.222, SLG: 0.353 18 Ryan Mount, L (7, 4) OBP: 0.364, SLG: 0.556 16 Abel Nieves, R (8, 4) OBP: 0.687, SLG: 0.500 39 Robb Quinlan, R (8, PH) OBP: 0.235, SLG: 0.313 9 Alexi Amarista, L (9, 4) OBP: 0.200, SLG: 0.333 | F9 | 55 1B | | | 55 G4-3 48 S | G6-3 | | K | FC6-4 | 3 | 1 | 1 | 2 | 1 | 0 | 1 | | | | | | | | | | | |
| 48 Toni Hunter, R (1, 8) OBP: 0.400, SLG: 0.375 83 Michael Ryan, L (5, 9) OBP: 0.500, SLG: 0.714 | E6 | 55 1B | | | K | | | K | F9 | 2 | 0 | 0 | 0 | 1 | 1 | 1 | | | | | | | | | | | |
| 55 Hideki Matsui, L (1, 10) OBP: 0.231, SLG: 0.167 64 Hank Conger, L (6, PH) OBP: 0.500, SLG: 0.500 73 Nate Sutton, L (8, PR) (9, 10) | G3 | 20 FC5-4 | | | G4-3 | | | K | 74 BB 28 BB | 3 | 0 | 1 | 1 | 0 | 0 | 2 | | | | | | | | | | | |
| 8 Kendrys Morales, S (1, 3) OBP: 0.375, SLG: 0.750 46 Bobby Wilson, R (6, 2) OBP: 0.500, SLG: 0.714 79 Brad Coon, L (7, PR) (8, 2) | | | | | G4-3 | | | K | 74 BB 74 BB | 1 | 0 | 1 | 0 | 0 | 0 | 0 | | | | | | | | | | | |
| 20 Juan Rivera, R (1, 7) OBP: 0.276, SLG: 0.353 74 Jeremy Moore, L (5, PR) OBP: 0.500, SLG: 0.333 | F8 | FC5-4 | | | | 44 CS | | FC3-6 | 86 1B | 3 | 0 | 1 | 0 | 0 | 0 | 2 | | | | | | | | | | | |
| 44 Mike Napoli, R (1, 2) OBP: 0.235, SLG: 0.235 86 Efrén Navarro, L (6, 3) OBP: 0.286, SLG: 0.286 | | 3 1B 77 1B | | | | | | FC3-6 | 27 BB | 0 | 1 | 0 | 0 | 1 | 0 | 1 | | | | | | | | | | | |
| 3 Brandon Wood, R (1, 5) OBP: 0.286, SLG: 0.320 27 Andrew Romine, S (6, 6) OBP: 0.365, SLG: 0.200 22 Cory Aldridge, L (9, PH) OBP: 0.385, SLG: 0.917 | | 77 1B | | | | | | | | 0 | 1 | 0 | 0 | 3 | 0 | 0 | | | | | | | | | | | |
| 77 Reggie Willis, S (1, 9) OBP: 0.316, SLG: 0.294 25 Peter Bourjos, R (3, 9) OBP: 0.273, SLG: 0.200 | | 13 1B 47 3B | | | | | | | | 1 | 1 | 1 | 1 | 0 | 0 | 0 | | | | | | | | | | | |
| Inning Stats | R: 0 E: 1 K: 0 S: 4 | H: 0 LOB: 1 BB: 0 P: 4 | R: 6 E: 0 K: 1 S: 12 | H: 6 LOB: 2 BB: 2 P: 22 | R: 0 E: 0 K: 1 S: 5 | H: 0 LOB: 1 BB: 1 P: 9 | R: 0 E: 0 K: 1 S: 5 | H: 0 LOB: 1 BB: 1 P: 9 | R: 0 E: 0 K: 2 S: 7 | H: 0 LOB: 1 BB: 1 P: 11 | R: 0 E: 0 K: 1 S: 6 | H: 2 LOB: 2 BB: 1 P: 10 | R: 1 E: 0 K: 3 S: 9 | H: 0 LOB: 3 BB: 4 P: 25 | R: 0 E: 0 K: 0 S: 4 | H: 1 LOB: 2 BB: 1 P: 8 | 1B: 7 2B: 1 3B: 1 HR: 1 | SF: 0 SAC: 0 DP: 0 HBP: 0 | WP: 0 PB: 0 SB: 2 CS: 1 | PA: 48 | | | | | | | |
| PITCHER | IP | WLS | BF | H | R | ER | SO | BB | IBB | HBP | BLK | WP | HR | S | P | ERA | WHIP | | | | | | | | | | |
| 36 Randy Wells, R (1, 1) ERA: 6.75 | 3.0 | | 19 | 6 | 6 | 6 | 2 | 3 | 0 | 0 | 0 | 0 | 0 | 5 | 9 | 0.00 | 1.000 | | | | | | | | | | |
| 49 Carlos Marmol, R (4, 1) ERA: 2.25 | 1.0 | | 4 | 0 | 0 | 0 | 1 | 1 | 0 | 0 | 0 | 0 | 0 | 3 | 7 | 0.00 | 2.000 | | | | | | | | | | |
| 43 John Grabow, L (5, 1) ERA: 6.75 | 1.0 | W | 9 | 2 | 0 | 0 | 3 | 2 | 0 | 0 | 0 | 0 | 0 | 13 | 21 | 0.00 | 2.000 | | | | | | | | | | |
| 70 Andrew Cashner, R (6, 1) ERA: 1.8 | 2.0 | H | 5 | 0 | 1 | 1 | 2 | 3 | 0 | 0 | 0 | 0 | 0 | 6 | 18 | 13.50 | 4.500 | | | | | | | | | | |
| 58 Blake Parker, R (8, 1) ERA: 10.13 | 0.2 | | | | | | | | | | | | | | | | | | | | | | | | | | |

Chicago Cubs @ Los Angeles Angels
 Tempe Diablo Stadium, Tempe, AZ
 Sun Mar 14 2010, 4:13 PM - 7:21 PM EDT
 Att: 8,838 - Sunny - 73 F



| Batter | 1 | 2 | 3 | 4 | 5 | 6 | 7 | 8 | 9 | AB | R | H | RBI | BB | SO | LOB | TOP | | | | |
|---|---|---|---|---|---|---|---|---|---|---|---|---|---|---|---|---|--|---|---|---|---|
| 2 Ryan Theriot, R OBP: 0.609, SLG: 0.650 | | | | | | | | | | 3 | 1 | 1 | 0 | 0 | 0 | 1 | Chicago Cubs @ Colorado Rockies US West Sports Complex, Hi Corbett Field, Tucson, AZ Mon Mar 15 20:10, 4:17 PM - 6:16 PM EDT Att: 7,273 - Sunny - 66 F | | | | |
| 67 Starlin Castro, R OBP: 0.458, SLG: 0.739 | | | | | | | | | | 4 | 0 | 0 | 0 | 0 | 2 | 1 | | | | | |
| 65 Darwin Barney, R OBP: 0.389, SLG: 0.375 | | | | | | | | | | 4 | 0 | 2 | 1 | 0 | 0 | 0 | | | | | |
| 21 Tyler Colvin, L OBP: 0.517, SLG: 0.793 | | | | | | | | | | 2 | 0 | 0 | 0 | 0 | 0 | 1 | | | | | |
| 15 Kevin Millar, R OBP: 0.545, SLG: 0.600 | | | | | | | | | | 2 | 0 | 0 | 0 | 0 | 0 | 1 | | | | | |
| 63 James Adduci, L OBP: 0.417, SLG: 0.590 | | | | | | | | | | 2 | 0 | 0 | 0 | 0 | 0 | 1 | | | | | |
| 28 Jeff Baker, R OBP: 0.200, SLG: 0.167 | | | | | | | | | | 3 | 0 | 0 | 0 | 0 | 1 | 2 | | | | | |
| 47 Mike Parisi, R | | | | | | | | | | 0 | 0 | 0 | 0 | 0 | 0 | 0 | | | | | |
| 64 Justin Berg, R | | | | | | | | | | 0 | 0 | 0 | 0 | 0 | 0 | 0 | | | | | |
| Ty Wright, R (9, PH) OBP: 0.500, SLG: 0.500 | | | | | | | | | | 1 | 0 | 0 | 0 | 0 | 1 | 0 | | | | | |
| 6 Micah Hoffpauir, L OBP: 0.217, SLG: 0.238 | | | | | | | | | | 4 | 0 | 0 | 0 | 0 | 1 | 0 | | | | | |
| 55 Kevie Hill, S OBP: 0.250, SLG: 0.250 | | | | | | | | | | 3 | 0 | 0 | 0 | 0 | 1 | 0 | | | | | |
| 72 Wellington Castillo, R OBP: 0.250, SLG: 0.500 | | | | | | | | | | 0 | 0 | 0 | 0 | 0 | 0 | 0 | | | | | |
| 27 Sam Fuld, L OBP: 0.238, SLG: 0.368 | | | | | | | | | | 2 | 1 | 1 | 0 | 1 | 0 | 0 | | | | | |
| 38 Carlos Zambrano, S OBP: 0.500, SLG: 1.000 | | | | | | | | | | 2 | 0 | 1 | 1 | 0 | 0 | 0 | | | | | |
| 48 John Gaub, R | | | | | | | | | | 0 | 0 | 0 | 0 | 0 | 0 | 0 | | | | | |
| 9 Chad Tracy, L OBP: 0.333, SLG: 0.250 | | | | | | | | | | 1 | 0 | 0 | 0 | 0 | 0 | 1 | | | | | |
| Inning Stats | R: 1 E: 0 K: 0 S: 5 | H: 2 LOB: 1 BB: 0 P: 5 | R: 1 E: 0 K: 0 S: 5 | H: 2 LOB: 1 BB: 0 P: 5 | R: 0 E: 0 K: 0 S: 3 | H: 0 LOB: 0 BB: 0 P: 3 | R: 0 E: 0 K: 2 S: 7 | H: 0 LOB: 0 BB: 0 P: 7 | R: 0 E: 0 K: 1 S: 6 | H: 1 LOB: 1 BB: 0 P: 6 | R: 0 E: 0 K: 1 S: 5 | H: 0 LOB: 0 BB: 1 P: 10 | R: 0 E: 0 K: 1 S: 5 | H: 0 LOB: 0 BB: 0 P: 5 | R: 0 E: 0 K: 1 S: 5 | H: 0 LOB: 0 BB: 0 P: 5 | 1B: 4 2B: 1 3B: 0 HR: 0 | SF: 0 SAC: 0 DP: 0 HBP: 0 | WP: 0 PB: 0 CS: 0 | PA: 33 | |
| PITCHER | IP WLS BF H R ER SO BB IBB HBP BLK WP HR S P ERA WHIP | IP WLS BF H R ER SO BB IBB HBP BLK WP HR S P ERA WHIP | IP WLS BF H R ER SO BB IBB HBP BLK WP HR S P ERA WHIP | IP WLS BF H R ER SO BB IBB HBP BLK WP HR S P ERA WHIP | IP WLS BF H R ER SO BB IBB HBP BLK WP HR S P ERA WHIP | IP WLS BF H R ER SO BB IBB HBP BLK WP HR S P ERA WHIP | IP WLS BF H R ER SO BB IBB HBP BLK WP HR S P ERA WHIP | IP WLS BF H R ER SO BB IBB HBP BLK WP HR S P ERA WHIP | IP WLS BF H R ER SO BB IBB HBP BLK WP HR S P ERA WHIP | IP WLS BF H R ER SO BB IBB HBP BLK WP HR S P ERA WHIP | IP WLS BF H R ER SO BB IBB HBP BLK WP HR S P ERA WHIP | IP WLS BF H R ER SO BB IBB HBP BLK WP HR S P ERA WHIP | IP WLS BF H R ER SO BB IBB HBP BLK WP HR S P ERA WHIP | IP WLS BF H R ER SO BB IBB HBP BLK WP HR S P ERA WHIP | IP WLS BF H R ER SO BB IBB HBP BLK WP HR S P ERA WHIP | IP WLS BF H R ER SO BB IBB HBP BLK WP HR S P ERA WHIP | IP WLS BF H R ER SO BB IBB HBP BLK WP HR S P ERA WHIP | IP WLS BF H R ER SO BB IBB HBP BLK WP HR S P ERA WHIP | IP WLS BF H R ER SO BB IBB HBP BLK WP HR S P ERA WHIP | IP WLS BF H R ER SO BB IBB HBP BLK WP HR S P ERA WHIP | IP WLS BF H R ER SO BB IBB HBP BLK WP HR S P ERA WHIP |
| 26 Jeff Francis, L ERA: 6.0 | 4.0 | 16 | 4 | 2 | 2 | 2 | 0 | 0 | 0 | 0 | 0 | 0 | 0 | 0 | 20 | 20 | 4.50 | 1.000 | | | |
| 60 Manny Corpas, R ERA: 8.44 | 1.0 | 3 | 0 | 0 | 0 | 0 | 0 | 0 | 0 | 0 | 0 | 0 | 0 | 3 | 3 | 0.00 | 0.000 | | | | |
| 45 Jhoulys Chacin, R ERA: 4.5 | 2.0 | W 8 | 1 | 0 | 0 | 2 | 1 | 0 | 0 | 0 | 0 | 0 | 0 | 11 | 16 | 0.00 | 1.000 | | | | |
| 31 Matt Daley, R ERA: 6.75 | 1.0 | H 3 | 0 | 0 | 0 | 1 | 0 | 0 | 0 | 0 | 0 | 0 | 0 | 5 | 5 | 0.00 | 0.000 | | | | |
| 56 Franklin Morales, L ERA: 13.5 | 1.0 | S 3 | 0 | 0 | 0 | 1 | 0 | 0 | 0 | 0 | 0 | 0 | 0 | 5 | 5 | 0.00 | 0.000 | | | | |

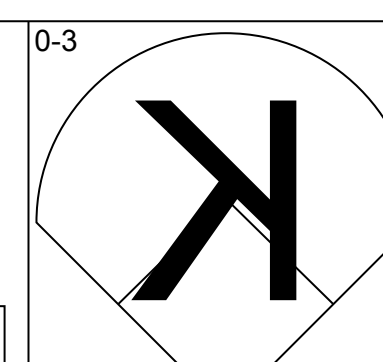
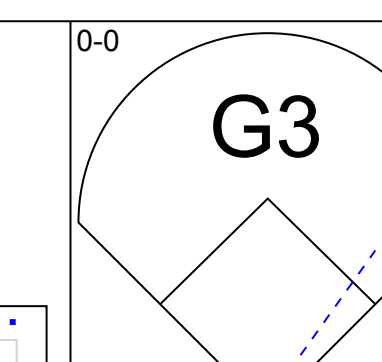
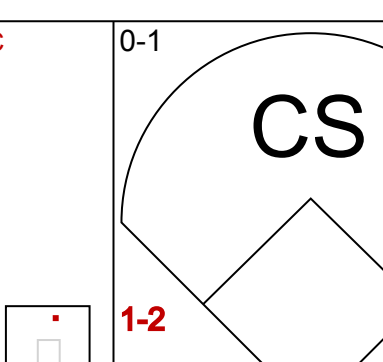
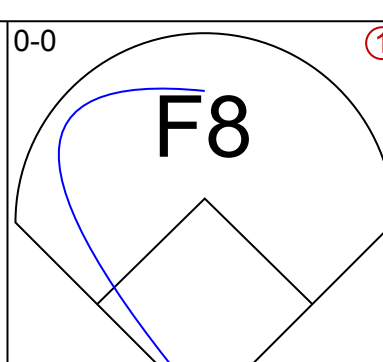
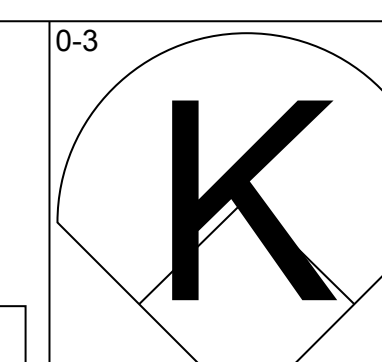
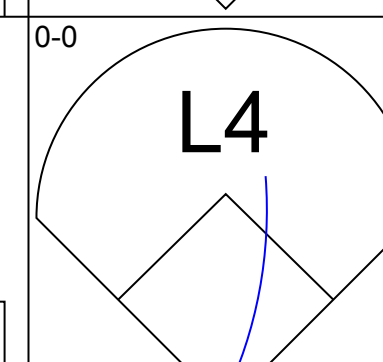
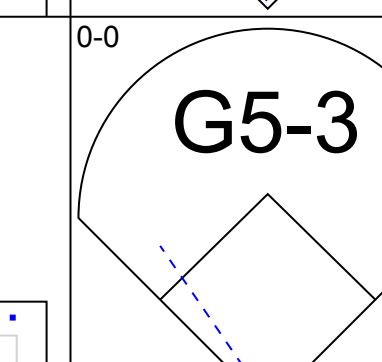
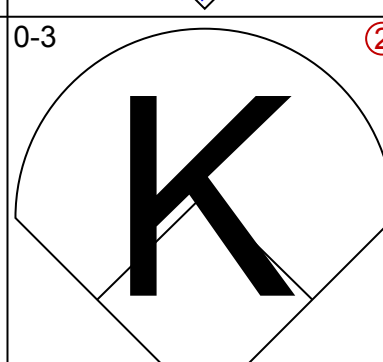
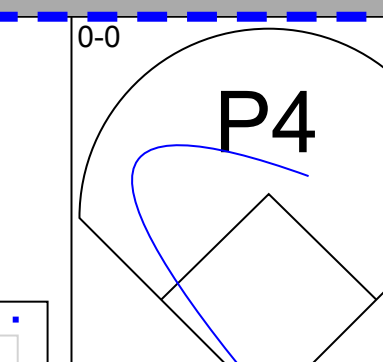
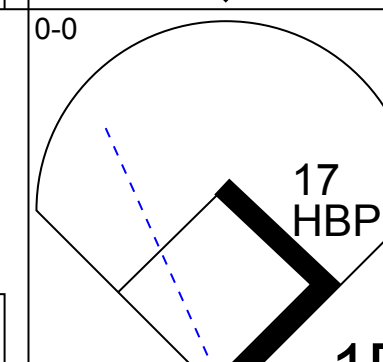
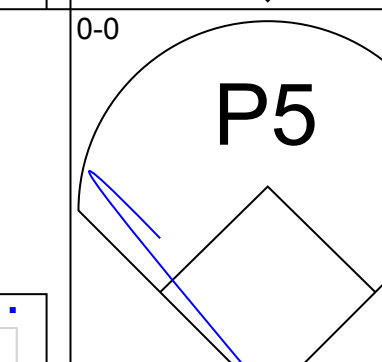
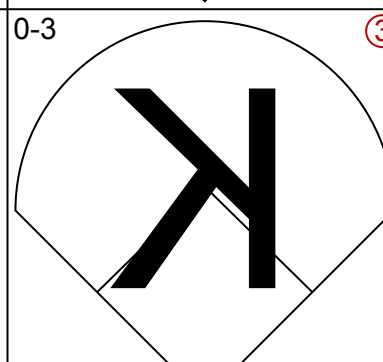
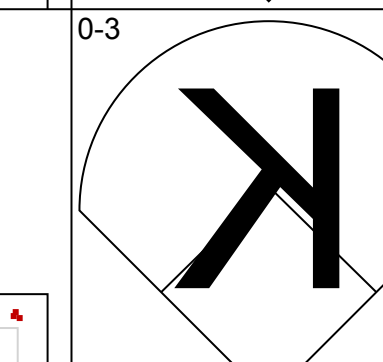
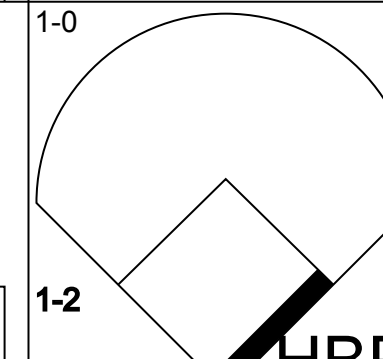
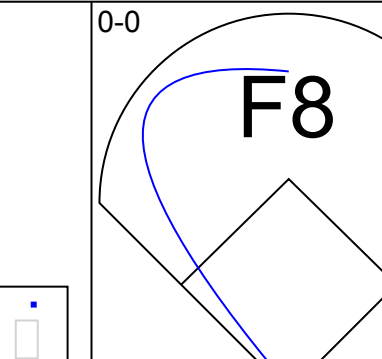
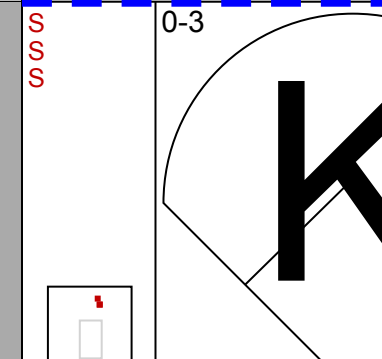
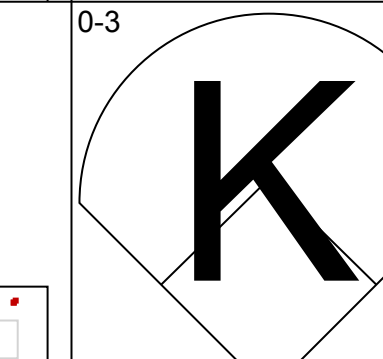
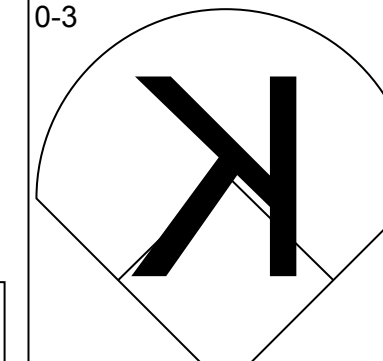
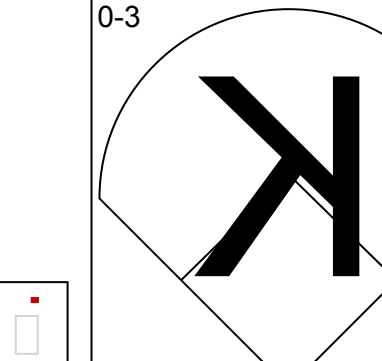
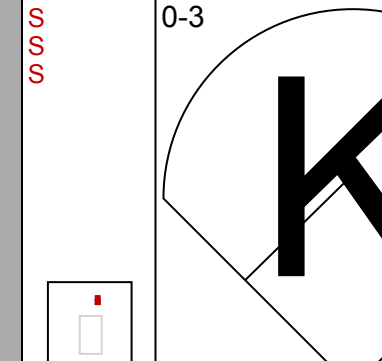

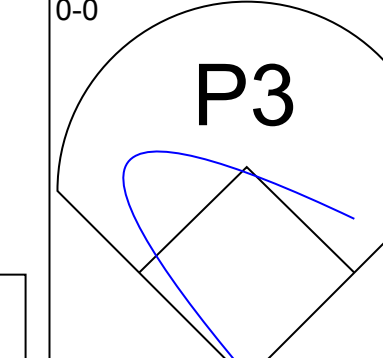
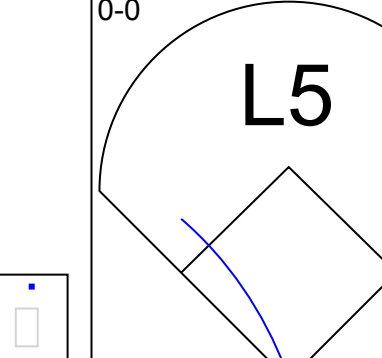
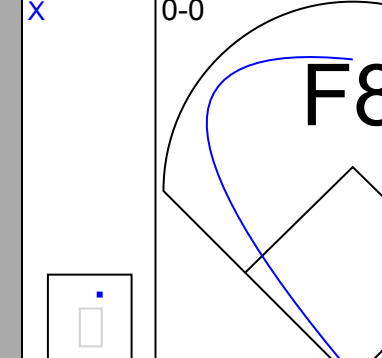
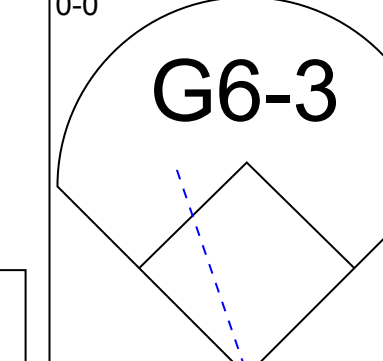
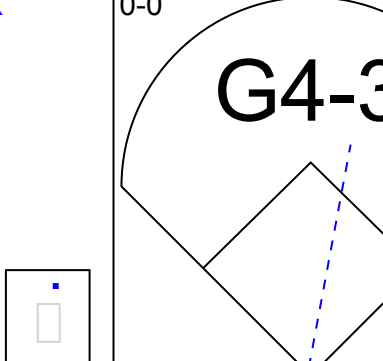
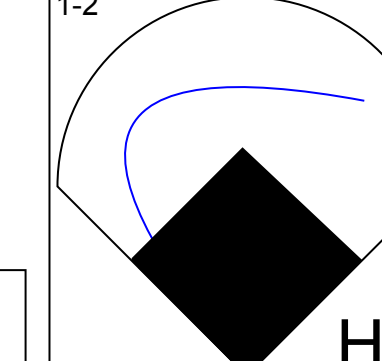
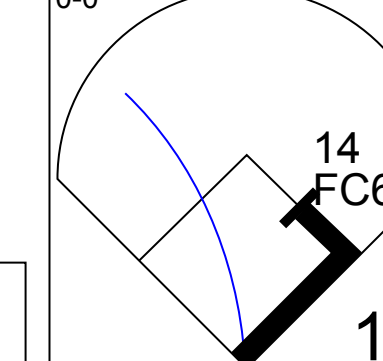
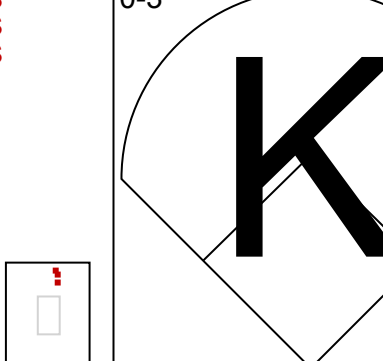
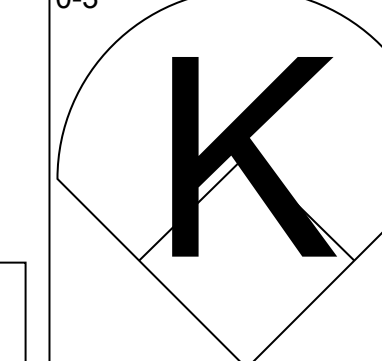
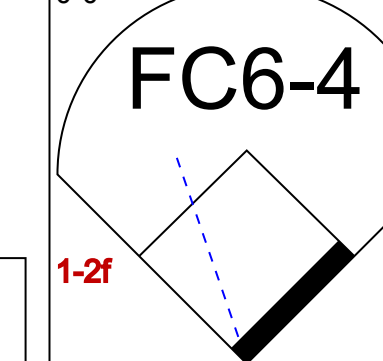
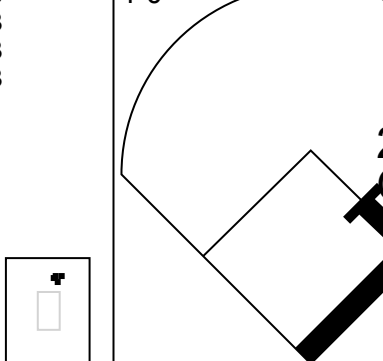
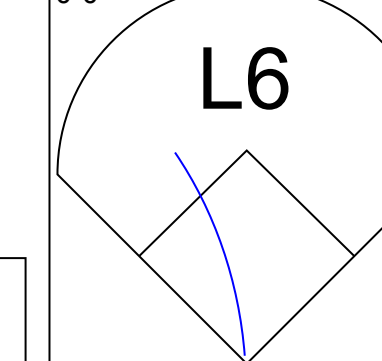
| Batter | 1 | 2 | 3 | 4 | 5 | 6 | 7 | 8 | 9 | AB | R | H | RBI | BB | SO | LOB | BOTTOM | | | | |
|---|---|---|---|---|---|---|---|---|---|---|---|---|---|---|---|---|--|---|---|---|---|
| 5 Carlos González, L OBP: 0.400, SLG: 0.478 | | | | | | | | | | 3 | 1 | 1 | 0 | 0 | 0 | 0 | Chicago Cubs @ Colorado Rockies US West Sports Complex, Hi Corbett Field, Tucson, AZ Mon Mar 15 20:10, 4:17 PM - 6:16 PM EDT Att: 7,273 - Sunny - 66 F | | | | |
| 45 Jhoulys Chacin, R | | | | | | | | | | 0 | 0 | 0 | 0 | 0 | 0 | 0 | | | | | |
| 66 Jordan Pacheco, R (7, PH) OBP: 0.667, SLG: 0.500 | | | | | | | | | | 1 | 0 | 0 | 1 | 0 | 0 | 1 | | | | | |
| 18 Jonathan Herrera, S OBP: 0.467, SLG: 0.500 | | | | | | | | | | 3 | 1 | 1 | 1 | 1 | 0 | 1 | | | | | |
| 23 Jason Giambi, L OBP: 0.400, SLG: 0.500 | | | | | | | | | | 3 | 0 | 1 | 0 | 0 | 1 | 2 | | | | | |
| 13 Matt Miller, R OBP: 0.471, SLG: 0.667 | | | | | | | | | | 1 | 0 | 0 | 0 | 0 | 0 | 0 | | | | | |
| 2 Troy Tulowitzki, R OBP: 0.450, SLG: 0.647 | | | | | | | | | | 3 | 1 | 1 | 2 | 0 | 0 | 1 | | | | | |
| 10 Chris Nelson, R OBP: 0.395, SLG: 0.462 | | | | | | | | | | 1 | 0 | 0 | 0 | 0 | 0 | 0 | | | | | |
| 11 Brad Hawpe, L OBP: 0.444, SLG: 0.625 | | | | | | | | | | 3 | 0 | 1 | 0 | 0 | 0 | 0 | | | | | |
| 72 Mike Pauk, L OBP: 0.364, SLG: 0.476 | | | | | | | | | | 1 | 0 | 0 | 0 | 0 | 0 | 0 | | | | | |
| 12 Clint Barmes, R OBP: 0.384, SLG: 0.600 | | | | | | | | | | 3 | 0 | 1 | 0 | 0 | 0 | 1 | | | | | |
| 73 Jeff Kindel, L OBP: 0.375, SLG: 0.625 | | | | | | | | | | 1 | 0 | 0 | 0 | 0 | 0 | 1 | | | | | |
| 56 Franklin Morales, L | | | | | | | | | | 0 | 0 | 0 | 0 | 0 | 0 | 0 | | | | | |
| 14 Paul Lo Duca, R OBP: 0.238, SLG: 0.200 | | | | | | | | | | 3 | 0 | 1 | 0 | 0 | 0 | 2 | | | | | |
| 75 Chris Frey, L OBP: 0.235, SLG: 0.188 | | | | | | | | | | 0 | 1 | 0 | 0 | 0 | 0 | 0 | | | | | |
| 15 Jay Payton, R OBP: 0.167, SLG: 0.208 | | | | | | | | | | 3 | 1 | 1 | 0 | 0 | 0 | 0 | | | | | |
| 31 Matt Daley, R | | | | | | | | | | 0 | 0 | 0 | 0 | 0 | 0 | 0 | | | | | |
| 64 Cole Garner, R OBP: 0.346, SLG: 0.560 | | | | | | | | | | 0 | 0 | 0 | 0 | 0 | 0 | 0 | | | | | |
| 26 Jeff Francis, L | | | | | | | | | | 0 | 0 | 0 | 0 | 0 | 0 | 0 | | | | | |
| 60 Manny Corpas, R | | | | | | | | | | 0 | 0 | 0 | 0 | 0 | 0 | 0 | | | | | |
| 3 Eric Young Jr., S OBP: 0.152, SLG: 0.233 | | | | | | | | | | 1 | 0 | 0 | 1 | 0 | 1 | 0 | | | | | |
| Inning Stats | R: 0 E: 0 K: 0 S: 4 | H: 1 LOB: 1 BB: 0 P: 4 | R: 0 E: 0 K: 0 S: 3 | H: 1 LOB: 0 BB: 0 P: 3 | R: 1 E: 0 K: 0 S: 5 | H: 2 LOB: 1 BB: 0 P: 5 | R: 0 E: 0 K: 0 S: 4 | H: 1 LOB: 1 BB: 0 P: 4 | R: 0 E: 0 K: 1 S: 5 | H: 0 LOB: 0 BB: 0 P: 5 | R: 2 E: 1 K: 1 S: 7 | H: 1 LOB: 0 BB: 1 P: 13 | R: 2 E: 1 K: 0 S: 5 | H: 2 LOB: 2 BB: 0 P: 8 | R: 0 E: 1 K: 0 S: 4 | H: 0 LOB: 1 BB: 0 P: 4 | 1B: 3 2B: 4 3B: 0 HR: 1 | SF: 1 SAC: 0 DP: 1 HBP: 0 | WP: 1 PB: 0 SB: 1 CS: 0 | PA: 33 | |
| PITCHER | IP WLS BF H R ER SO BB IBB HBP BLK WP HR S P ERA WHIP | IP WLS BF H R ER SO BB IBB HBP BLK WP HR S P ERA WHIP | IP WLS BF H R ER SO BB IBB HBP BLK WP HR S P ERA WHIP | IP WLS BF H R ER SO BB IBB HBP BLK WP HR S P ERA WHIP | IP WLS BF H R ER SO BB IBB HBP BLK WP HR S P ERA WHIP | IP WLS BF H R ER SO BB IBB HBP BLK WP HR S P ERA WHIP | IP WLS BF H R ER SO BB IBB HBP BLK WP HR S P ERA WHIP | IP WLS BF H R ER SO BB IBB HBP BLK WP HR S P ERA WHIP | IP WLS BF H R ER SO BB IBB HBP BLK WP HR S P ERA WHIP | IP WLS BF H R ER SO BB IBB HBP BLK WP HR S P ERA WHIP | IP WLS BF H R ER SO BB IBB HBP BLK WP HR S P ERA WHIP | IP WLS BF H R ER SO BB IBB HBP BLK WP HR S P ERA WHIP | IP WLS BF H R ER SO BB IBB HBP BLK WP HR S P ERA WHIP | IP WLS BF H R ER SO BB IBB HBP BLK WP HR S P ERA WHIP | IP WLS BF H R ER SO BB IBB HBP BLK WP HR S P ERA WHIP | IP WLS BF H R ER SO BB IBB HBP BLK WP HR S P ERA WHIP | IP WLS BF H R ER SO BB IBB HBP BLK WP HR S P ERA WHIP | IP WLS BF H R ER SO BB IBB HBP BLK WP HR S P ERA WHIP | IP WLS BF H R ER SO BB IBB HBP BLK WP HR S P ERA WHIP | IP WLS BF H R ER SO BB IBB HBP BLK WP HR S P ERA WHIP | IP WLS BF H R ER SO BB IBB HBP BLK WP HR S P ERA WHIP |
| 38 Carlos Zambrano, R ERA: 6.0 | 1.1 | H 5 | 0 | 1 | 1 | 2 | 1 | 0 | 0 | 0 | 0 | 8 | 12 | 6.75 | 0.750 | | | | | | |
| 48 John Gaub, L ERA: 3.66 | 1.2 | L 9 | 3 | 3 | 2 | 0 | 0 | 0 | 0 | 1 | 1 | 9 | 14 | 10.80 | 1.800 | | | | | | |
| 47 Mike Parisi, R ERA: 4.05 | 1.0 | 4 | 0 | 0 | 0 | 0 | 0 | 0 | 0 | 0 | 0 | 4 | 4 | 0.00 | 0.000 | | | | | | |
| 64 Justin Berg, R ERA: 2.25 | | | | | | | | | | | | | | | | | | | | | |

Chicago Cubs @ Colorado Rockies
 US West Sports Complex, Hi Corbett Field, Tucson, AZ
 Mon Mar 15 20:10, 4:17 PM - 6:16 PM EDT
 Att: 7,273 - Sunny - 66 F

AB 32
 R 2
 H 5
 RBI 2
 BB 1
 SO 6
 LOB 7

Chicago Cubs @ Colorado Rockies
 US West Sports Complex, Hi Corbett Field, Tucson, AZ
 Mon Mar 15 20:10, 4:17 PM - 6:16 PM EDT
 Att: 7,273 - Sunny - 66 F

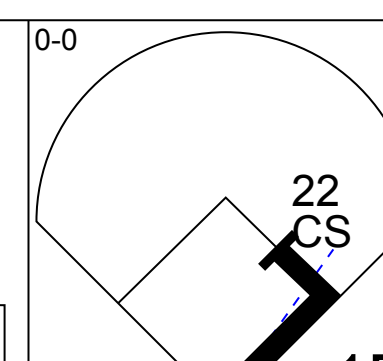
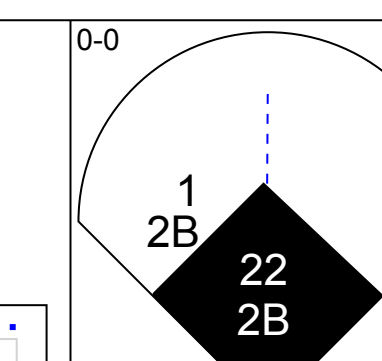
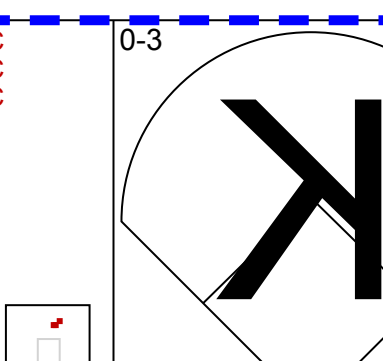
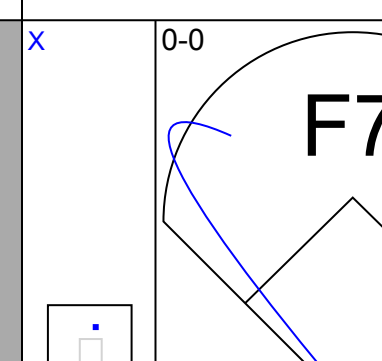
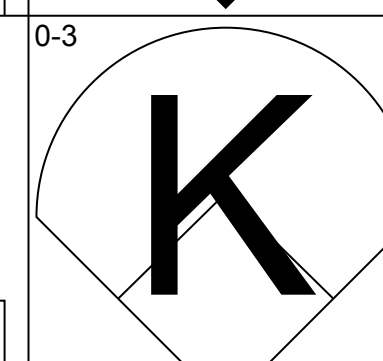
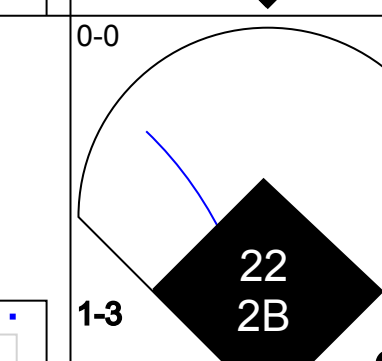
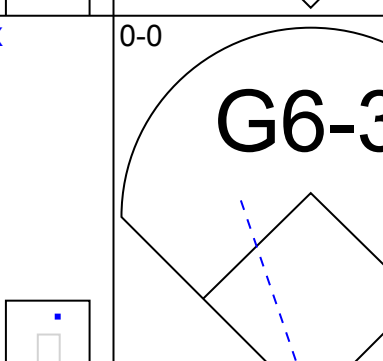
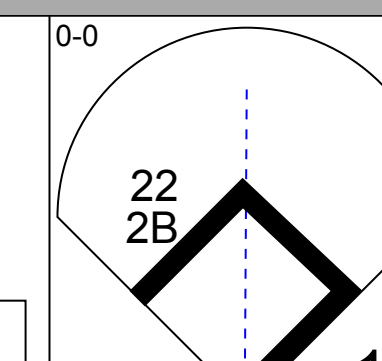
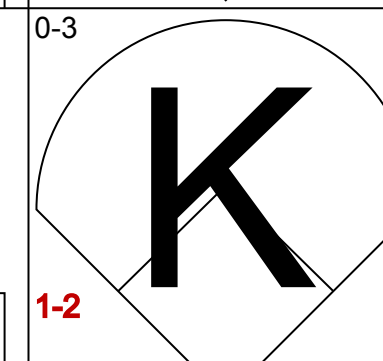
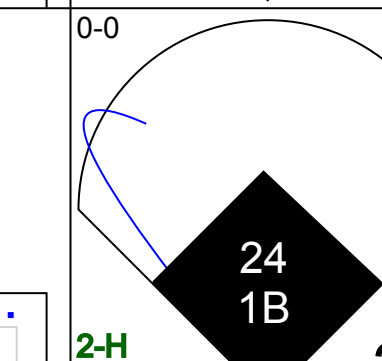
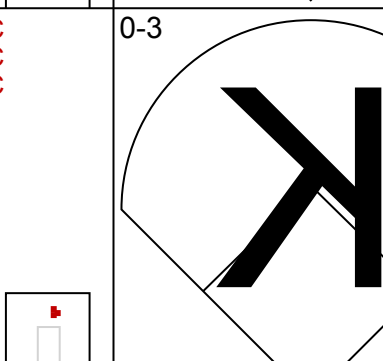
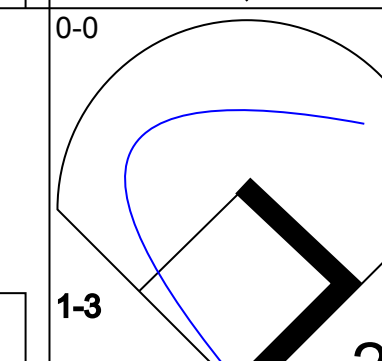
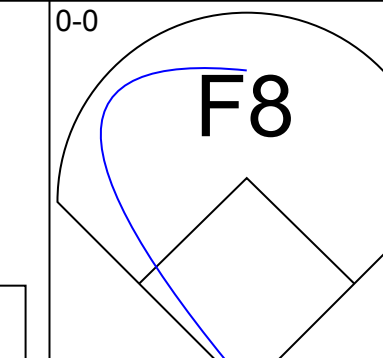
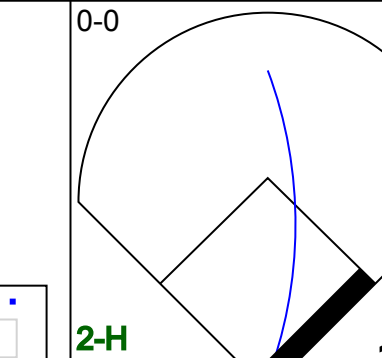
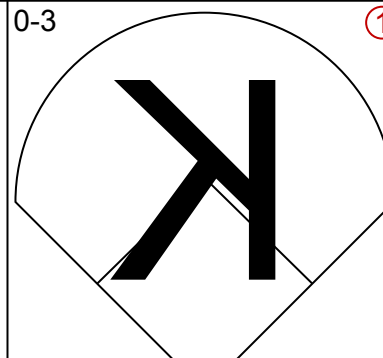
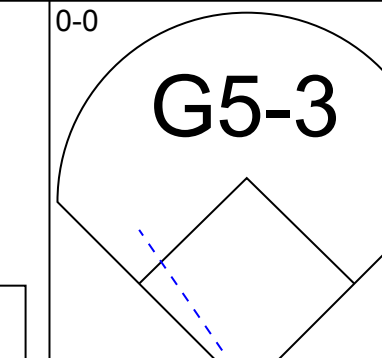
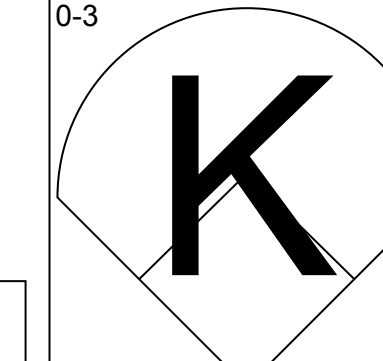
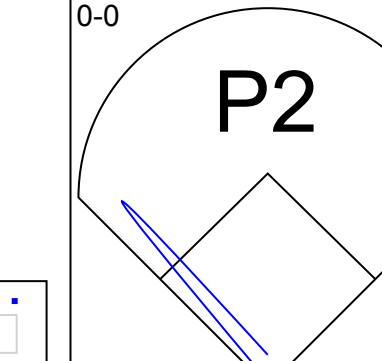
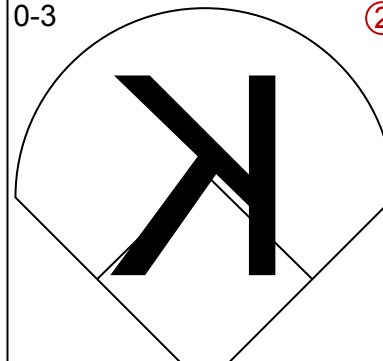
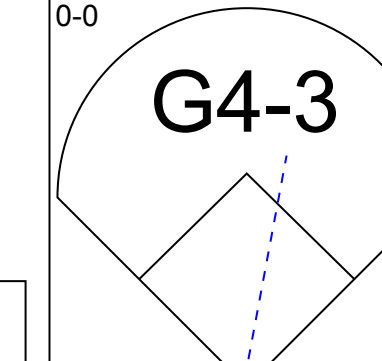
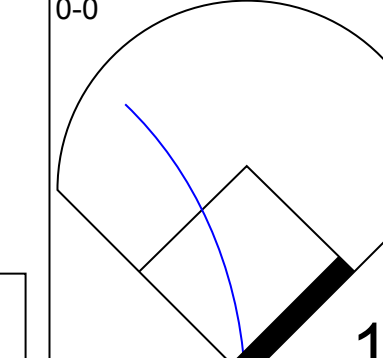
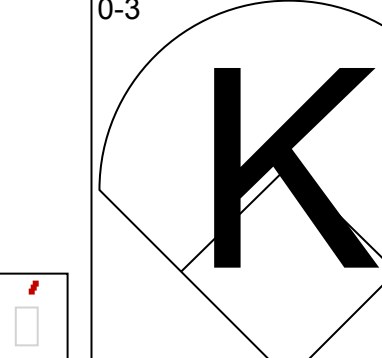
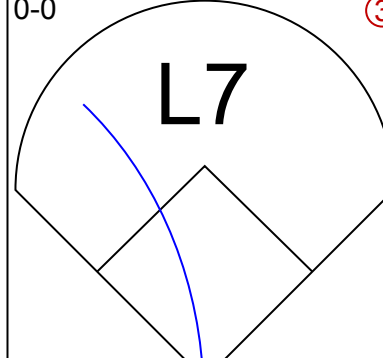
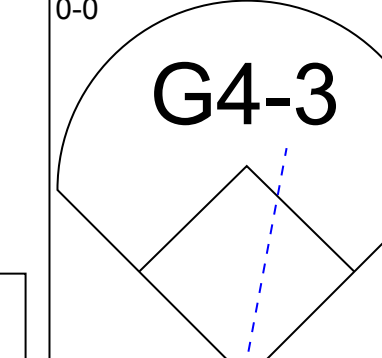
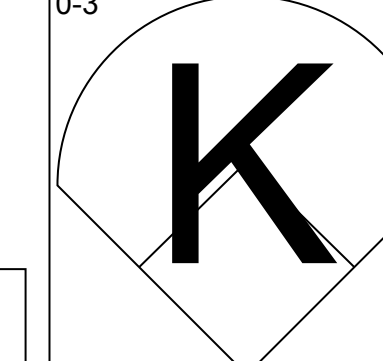
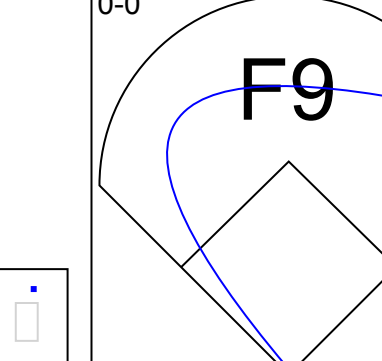
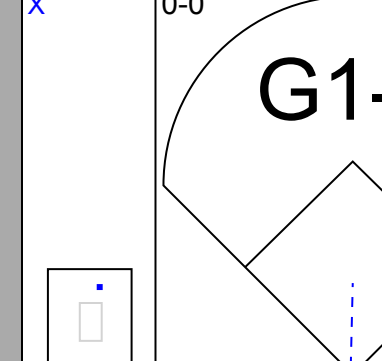
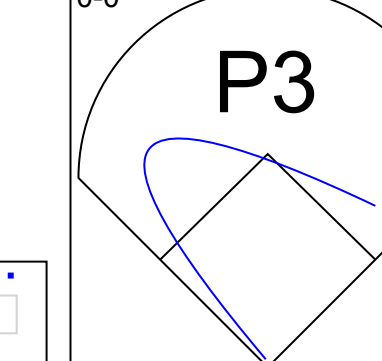
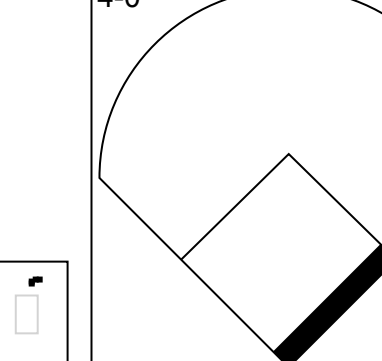
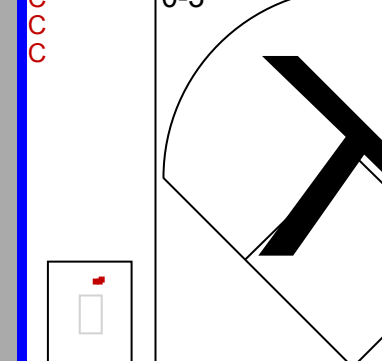
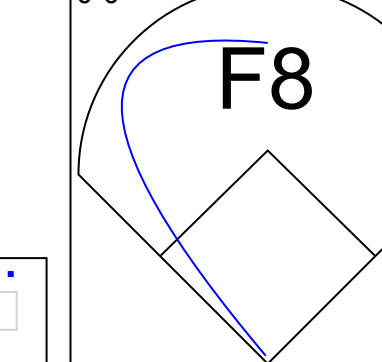
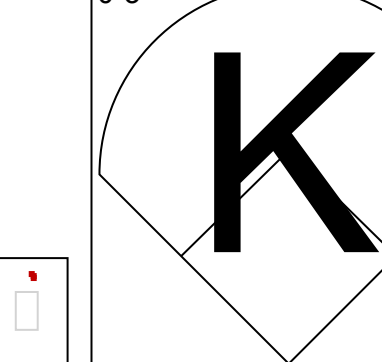
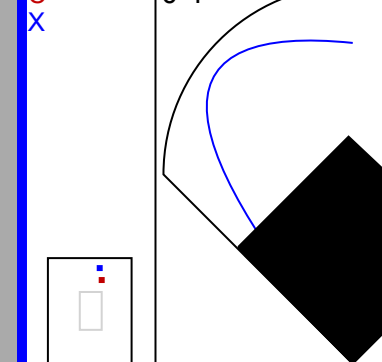
AB 31
 R 5
 H 8
 RBI 5
 BB 1
 SO 2
 LOB 9

| Batter | 1 | 2 | 3 | 4 | 5 | 6 | 7 | 8 | 9 | AB | R | H | RBI | BB | SO | LOB | TOP | | | | | |
|---|---|---|---|---|--|---|---|---|------------------------------|---------------------------------|------------------------------|---------------------------------|------------------------------|---------------------------------|-------------------------------|----------------------------------|------------------------------|---------------------------------|----------------------------------|------------------------------------|----------------------------------|--------|
| 20 Julio Borbon, L (1, 8) OBP: 0.325, SLG: 0.297 97 Engel Beltre, L (6, 8) OBP: 0.400, SLG: 0.250 |  | |  | |  |  | |  | | 3 | 0 | 0 | 0 | 0 | 1 | 0 | | | | | | |
| 1 Elvis Andrus, R (1, 6) OBP: 0.297, SLG: 0.294 15 Ray Olmedo, S (6, 6) OBP: 0.286, SLG: 0.286 |  | |  | | |  | |  | | 3 | 0 | 0 | 0 | 0 | 1 | 0 | | | | | | |
| 7 David Murphy, L (1, 7) OBP: 0.276, SLG: 0.448 41 Brandon Boggs, S (7, 7) OBP: 0.167, SLG: 0.091 |  | |  | | |  | |  | | 3 | 0 | 1 | 0 | 0 | 1 | 0 | | | | | | |
| 17 Nelson Cruz, R (1, 9) OBP: 0.515, SLG: 0.615 18 Mitch Moreland, L (7, 9) OBP: 0.455, SLG: 0.474 |  | | |  | | |  |  | | 2 | 0 | 0 | 0 | 0 | 1 | 0 | | | | | | |
| 19 Chris Davis, L (1, 3) OBP: 0.516, SLG: 0.655 6 Esteban German, R (7, 5) OBP: 0.458, SLG: 0.333 |  | | |  | | |  |  | | 3 | 0 | 0 | 0 | 0 | 3 | 2 | | | | | | |
| 71 Matthew Brown, R (1, 5) OBP: 0.590, SLG: 0.875 | |  | |  | | |  | | | 3 | 0 | 0 | 0 | 0 | 0 | 0 | | | | | | |
| 12 Justin Smoak, S (1, 10) OBP: 0.333, SLG: 0.563 | |  | | |  | | |  | | 3 | 1 | 1 | 1 | 0 | 0 | 0 | | | | | | |
| 2 Taylor Teagarden, R (1, 2) OBP: 0.294, SLG: 0.267 61 Kevin Richardson, R (7, 2) OBP: 0.182, SLG: 0.273 | |  | | |  | | |  | | 2 | 0 | 1 | 0 | 0 | 1 | 0 | | | | | | |
| 14 Joaquin Arias, R (1, 4) OBP: 0.333, SLG: 0.261 Renny Osuna, R (6, 4) | |  | | |  | | |  | | 1 | 0 | 0 | 0 | 1 | 0 | 1 | | | | | | |
| Inning Stats | R: 0 E: 0 K: 2 S: 8 | H: 1 LOB: 2 BB: 0 P: 9 | R: 0 E: 0 K: 0 S: 4 | H: 1 LOB: 1 BB: 0 P: 4 | R: 0 E: 0 K: 0 S: 3 | H: 0 LOB: 0 BB: 0 P: 3 | R: 0 E: 0 K: 1 S: 5 | H: 0 LOB: 0 BB: 0 P: 5 | R: 0 E: 0 K: 1 S: 5 | H: 0 LOB: 0 BB: 1 P: 9 | R: 0 E: 0 K: 2 S: 7 | H: 0 LOB: 0 BB: 0 P: 7 | R: 0 E: 0 K: 2 S: 7 | H: 0 LOB: 0 BB: 0 P: 7 | R: 1 E: 0 K: 2 S: 10 | H: 1 LOB: 0 BB: 0 P: 11 | R: 0 E: 0 K: 2 S: 7 | H: 0 LOB: 0 BB: 0 P: 7 | 1B: 2 2B: 0 3B: 0 HR: 1 | SF: 0 SAC: 0 DP: 0 HBP: 1 | WP: 0 PB: 0 SB: 0 CS: 1 | PA: 32 |
| PITCHER | IP | WLS | BF | H | R | ER | SO | BB | IBB | HBP | BLK | WP | HR | S | P | ERA | WHIP | | | | | |
| 52 Carlos Silva, R (1, 1) ERA: 6.0 | 4.0 | W | 15 | 2 | 0 | 0 | 3 | 0 | 0 | 1 | 0 | 0 | 0 | 20 | 21 | 0.00 | 0.500 | | | | | |
| 33 Esmalin Caridad, R (5, 1) ERA: 11.57 | 2.0 | H | 6 | 0 | 0 | 0 | 3 | 1 | 0 | 0 | 0 | 0 | 0 | 12 | 16 | 0.00 | 0.500 | | | | | |
| 62 Marcos Mateo, R (7, 1) ERA: 11.57 | 1.1 | H | 5 | 1 | 1 | 1 | 3 | 0 | 0 | 0 | 0 | 0 | 1 | 13 | 14 | 6.75 | 0.750 | | | | | |
| 44 Jeff Stevens, R (8, 1) ERA: 9.0 | 0.2 | H | 2 | 0 | 0 | 0 | 1 | 0 | 0 | 0 | 0 | 0 | 0 | 4 | 4 | 0.00 | 0.000 | | | | | |
| 76 James Russell, L (9, 1) ERA: | 1.0 | S | 3 | 0 | 0 | 0 | 2 | 0 | 0 | 0 | 0 | 0 | 0 | 7 | 7 | 0.00 | 0.000 | | | | | |

Texas Rangers @ Chicago Cubs
Hohokam Park, Mesa, AZ
Tue Mar 16 20:10, 4:18 PM - 6:17 PM EDT
Att: 13,157 - Sunny - 75 F

| | |
|-----|----|
| AB | 29 |
| R | 1 |
| H | 3 |
| RBI | 1 |
| BB | 1 |
| SO | 12 |
| LOB | 3 |



| Batter | 1 | 2 | 3 | 4 | 5 | 6 | 7 | 8 | 9 | AB | R | H | RBI | BB | SO | LOB | BOTTOM | | | | |
|---|---|---|---|---------------------------------|--|---|---|---|------------------------------|---------------------------------|------------------------------|---------------------------------|------------------------------|---------------------------------|----------------------------------|------------------------------------|----------------------------------|--------|--|--|--|
| 2 Ryan Theriot, R (1, 6) OBP: 0.615, SLG: 0.652 15 Bobby Scales, S (6, 4) OBP: 0.235, SLG: 0.143 |  | |  | |  | |  | | | 3 | 1 | 2 | 0 | 0 | 1 | 0 | | | | | |
| 1 Kosuke Fukudome, L (1, 9) OBP: 0.417, SLG: 0.450 21 Tyler Colvin, L (7, 9) OBP: 0.533, SLG: 0.800 |  | |  | |  | | |  | | 3 | 1 | 1 | 0 | 0 | 1 | 1 | | | | | |
| 22 Xavier Nady, R (1, 10) OBP: 0.357, SLG: 0.538 |  | |  | |  | | |  | | 4 | 1 | 2 | 2 | 0 | 2 | 1 | | | | | |
| 24 Marlon Byrd, R (1, 8) OBP: 0.308, SLG: 0.440 63 James Adduci, L (7, 7) OBP: 0.400, SLG: 0.478 | |  |  | | |  | |  | | 3 | 0 | 1 | 1 | 0 | 1 | 0 | | | | | |
| 6 Micah Hoffpauir, L (1, 3) OBP: 0.185, SLG: 0.200 | |  |  | | |  | |  | | 4 | 0 | 0 | 0 | 0 | 2 | 3 | | | | | |
| 12 Alfonso Soriano, R (1, 7) OBP: 0.217, SLG: 0.318 27 Sam Fuld, L (7, 8) OBP: 0.227, SLG: 0.350 | |  | | |  | |  |  | | 3 | 0 | 1 | 0 | 0 | 1 | 0 | | | | | |
| 17 Mike Fontenot, L (1, 4) OBP: 0.440, SLG: 0.591 67 Starlin Castro, R (8, 6) OBP: 0.458, SLG: 0.739 | |  | | |  | | |  | | 3 | 0 | 0 | 0 | 0 | 1 | 1 | | | | | |
| 18 Geovany Soto, R (1, 2) OBP: 0.550, SLG: 0.467 71 Robinson Chirinos, R (7, 2) OBP: 0.556, SLG: 1.000 | | |  | |  | | |  | | 1 | 0 | 0 | 0 | 1 | 0 | 0 | | | | | |
| 9 Chad Tracy, L (1, 5) OBP: 0.300, SLG: 0.222 28 Jeff Baker, R (7, 5) OBP: 0.238, SLG: 0.368 | | |  | |  | | |  | | 2 | 0 | 0 | 0 | 0 | 1 | 1 | | | | | |
| Inning Stats | R: 0 E: 0 K: 2 S: 7 | H: 1 LOB: 1 BB: 0 P: 7 | R: 0 E: 0 K: 2 S: 8 | H: 1 LOB: 0 BB: 0 P: 8 | R: 3 E: 0 K: 0 S: 7 | H: 4 LOB: 1 BB: 0 P: 7 | R: 0 E: 0 K: 2 S: 7 | H: 0 LOB: 1 BB: 1 P: 11 | R: 0 E: 0 K: 2 S: 7 | H: 0 LOB: 0 BB: 0 P: 7 | R: 1 E: 0 K: 1 S: 7 | H: 1 LOB: 0 BB: 0 P: 7 | R: 0 E: 0 K: 0 S: 5 | H: 2 LOB: 2 BB: 0 P: 5 | 1B: 5 2B: 4 3B: 0 HR: 1 | SF: 0 SAC: 0 DP: 1 HBP: 0 | WP: 0 PB: 0 SB: 0 CS: 1 | PA: 33 | | | |
| PITCHER | IP | WLS | BF | H | R | ER | SO | BB | IBB | HBP | BLK | WP | HR | S | P | ERA | WHIP | | | | |
| 30 Neftali Feliz, R (1, 1) ERA: 11.57 | 3.0 | L | 14 | 6 | 3 | 3 | 4 | 0 | 0 | 0 | 0 | 0 | 0 | 22 | 22 | 9.00 | 2.000 | | | | |
| 75 Omar Beltre, R (4, 1) ERA: | 1.0 | | 4 | 0 | 0 | 0 | 2 | 1 | 0 | 0 | 0 | 0 | 0 | 7 | 11 | 0.00 | 1.000 | | | | |
| 36 C.J. Wilson, L (5, 1) ERA: 4.0 | 4.0 | | 15 | 3 | 1 | 1 | 5 | 0 | 0 | 0 | 0 | 0 | 1 | 26 | 26 | 2.25 | 0.750 | | | | |

Texas Rangers @ Chicago Cubs
Hohokam Park, Mesa, AZ
Tue Mar 16 20:10, 4:18 PM - 6:17 PM EDT
Att: 13,157 - Sunny - 75 F

| | |
|-----|----|
| AB | 32 |
| R | 4 |
| H | 9 |
| RBI | 4 |
| BB | 1 |
| SO | 11 |
| LOB | 11 |



| Batter | 1 | 2 | 3 | 4 | 5 | 6 | 7 | 8 | 9 | AB | R | H | RBI | BB | SO | LOB | TOP | | | | | | | | | | | | | |
|--|---|----------------------------------|------------------------------|---------------------------------|------------------------------|---------------------------------|------------------------------|---------------------------------|------------------------------|---------------------------------|------------------------------|----------------------------------|--------------------------------------|---|------------------------------|---------------------------------|---|----------------------------------|------------------------------------|----------------------------------|--------|--|--|--|--|--|--|--|--|--|
| 2 Ryan Theriot, R OBP: 0.586, SLG: 0.600 65 Darwin Barney, R OBP: 0.350, SLG: 0.333 | 4-0 BB | | L4 | | K | | F7 | | F9 | 2 | 0 | 0 | 0 | 1 | 1 | 0 | Chicago Cubs @ Los Angeles Dodgers Camelback Ranch, Glendale, AZ Thu Mar 18 20:10, 4:20 PM - 6:45 PM EDT Att: 13,391 - Sunny - 80 F | | | | | | | | | | | | | |
| 1 Kosuke Fukudome, L OBP: 0.357, SLG: 0.375 48 John Gaub, R 64 Justin Berg, R | 0-3 K | | G6-3 | | G1-3 | | K | | | 4 | 0 | 0 | 0 | 0 | 2 | 1 | | | | | | | | | | | | | | |
| 25 Derrek Lee, R OBP: 0.391, SLG: 0.692 63 James Adduci, L OBP: 0.385, SLG: 0.458 | 0-0 F9 | | G6-3 | | | 21 S 1B | | F9 | | 2 | 0 | 0 | 0 | 1 | 0 | 1 | | | | | | | | | | | | | | |
| 21 Tyler Colvin, L OBP: 0.500, SLG: 0.735 | 0-3 K | | | | F7 | 17 S 1B | | G4-1 | | 4 | 0 | 1 | 1 | 0 | 1 | 1 | | | | | | | | | | | | | | |
| 17 Mike Fontenot, L OBP: 0.429, SLG: 0.560 6 Micah Hoffpauir, L OBP: 0.179, SLG: 0.192 | | 0-0 9 CS 1B | | | P6 | P4 | | P5 | | 3 | 0 | 1 | 0 | 0 | 0 | 1 | | | | | | | | | | | | | | |
| 12 Alfonso Soriano, R OBP: 0.231, SLG: 0.320 15 Bobby Seales, S OBP: 0.278, SLG: 0.267 | | 0-3 K | | | 9 1B | K | | | 75 2B 56 G6-3 | 3 | 0 | 1 | 0 | 0 | 2 | 3 | | | | | | | | | | | | | | |
| 9 Chad Tracy, L OBP: 0.227, SLG: 0.350 28 Jeff Baker, R OBP: 0.227, SLG: 0.350 | | 0-1 1-2 2B | | | 1-2 1B | | | | G6-3 | 2 | 1 | 2 | 0 | 1 | 0 | 0 | | | | | | | | | | | | | | |
| 18 Geovany Soto, R OBP: 0.522, SLG: 0.444 75 Chris Robinson, R OBP: 0.500, SLG: 0.687 | | 0-0 2H 1B | | | G4-3 | P6 | | | 56 G6-3 | 3 | 0 | 1 | 1 | 0 | 0 | 4 | | | | | | | | | | | | | | |
| 46 Ryan Dempster, R 4 Bryan Lathair, L 49 Carlos Marmol, L 43 John Grabow, L 56 Brad Snyder, L | | 0-0 G1-3 | | | G4-3 | G4-3 | | | 2-3 3H 2B | 1 | 0 | 0 | 0 | 0 | 0 | 1 | | | | | | | | | | | | | | |
| Inning Stats | R: 0 E: 0 K: 2 S: 7 | H: 0 LOB: 1 BB: 1 P: 11 | R: 1 E: 0 K: 1 S: 8 | H: 3 LOB: 1 BB: 0 P: 8 | R: 0 E: 0 K: 0 S: 3 | H: 0 LOB: 0 BB: 0 P: 3 | R: 0 E: 0 K: 0 S: 5 | H: 2 LOB: 2 BB: 0 P: 5 | R: 0 E: 0 K: 1 S: 5 | H: 0 LOB: 0 BB: 2 P: 5 | R: 1 E: 0 K: 1 S: 8 | H: 1 LOB: 2 BB: 2 P: 16 | R: 0 E: 0 K: 0 S: 3 | H: 0 LOB: 0 BB: 0 P: 3 | R: 0 E: 0 K: 0 S: 5 | H: 2 LOB: 1 BB: 0 P: 5 | | 1B: 5 2B: 3 3B: 0 HR: 0 | SF: 0 SAC: 0 DP: 0 HBP: 0 | WP: 0 PB: 0 SB: 2 CS: 1 | PA: 37 | | | | | | | | | |
| PITCHER | IP WLS BF H R ER SO BB IBB HBP BLK WP HR S P ERA WHIP | | | | | | | | | | | | | | | | | | | | | | | | | | | | | |
| 58 Chad Billingsley, R ERA: 1.88 73 Jon Link, R ERA: 4.5 49 Charlie Haeger, R ERA: 9.0 36 Jeff Weaver, R ERA: 9.0 26 Luis Ayala, R ERA: 5.4 | 4.2 0.1 2.0 1.0 1.0 | 19 1 9 3 5 | 5 0 1 0 2 | 1 0 1 0 1 | 1 0 1 0 0 | 4 0 2 0 0 | 1 0 2 0 0 | 0 0 0 0 0 | 0 0 0 0 0 | 0 0 0 0 0 | 27 1 13 3 5 | 31 1 21 3 5 | 1.93 0.00 4.50 0.00 9.00 | 1.286 0.000 1.500 0.000 2.000 | | | | | | | | | | | | | | | | |

| | |
|-----|----|
| AB | 34 |
| R | 3 |
| H | 8 |
| RBI | 3 |
| BB | 3 |
| SO | 6 |
| LOB | 15 |



| Batter | 1 | 2 | 3 | 4 | 5 | 6 | 7 | 8 | 9 | AB | R | H | RBI | BB | SO | LOB | BOTTOM | | | | | | | | | | | | |
|--|---|----------------------------------|------------------------------|---------------------------------|------------------------------|---------------------------------|------------------------------|---------------------------------|------------------------------|---------------------------------|------------------------------|--|----------------------------------|---------------------------------|------------------------------|----------------------------------|---|----------------------------------|------------------------------------|----------------------------------|--------|--|--|--|--|--|--|--|--|
| 15 Rafael Furcal, S OBP: 0.344, SLG: 0.192 14 Jamey Carroll, R OBP: 0.250, SLG: 0.167 | 0-3 K | G6-3 | | | 27 S BB | | 5 WP 5 HR 1B | | L6 | 2 | 0 | 0 | 0 | 1 | 1 | 2 | Chicago Cubs @ Los Angeles Dodgers Camelback Ranch, Glendale, AZ Thu Mar 18 20:10, 4:20 PM - 6:45 PM EDT Att: 13,391 - Sunny - 80 F | | | | | | | | | | | | |
| 27 Matt Kemp, R OBP: 0.323, SLG: 0.607 5 Reed Johnson, R OBP: 0.370, SLG: 0.458 | 0-0 16 F9 99 HR 2B | | F9 | | K | | 1-2 1H 2H HR | | | 3 | 1 | 1 | 0 | 0 | 1 | 1 | | | | | | | | | | | | | |
| 16 Andre Ethier, L OBP: 0.355, SLG: 0.586 75 Xavier Paul, L OBP: 0.250, SLG: 0.455 | 0-0 F9 | | E3 | | 99 G6-4-3 | | 0 2B 7 SF8 1B | | F9 | 3 | 0 | 1 | 0 | 0 | 0 | 1 | | | | | | | | | | | | | |
| 99 Manny Ramirez, R OBP: 0.500, SLG: 0.692 0 Garret Anderson, L OBP: 0.444, SLG: 0.556 36 Jeff Weaver, R 26 Luis Ayala, R | 1-1 3H HR | | G6-4-3 | | G6-4-3 | | 7 SF8 33 1B 2B | | 3 G5-4-3 1B | 2 | 1 | 1 | 2 | 0 | 0 | 1 | | | | | | | | | | | | | |
| 7 James Loney, L OBP: 0.278, SLG: 0.438 3 Ronnie Belliard, R OBP: 0.273, SLG: 0.200 | 0-3 K | | | | 33 CS 1B | | SF8 | | G5-4-3 | 2 | 0 | 1 | 1 | 0 | 1 | 0 | | | | | | | | | | | | | |
| 23 Casey Blake, R OBP: 0.500, SLG: 0.611 21 Nick Green, R OBP: 0.385, SLG: 0.200 | | 4-0 33 1B BB | | | P5 | | 33 1B BB | | E6 60 FC6-4 | 1 | 0 | 0 | 0 | 2 | 0 | 1 | | | | | | | | | | | | | |
| 33 Blake DeWitt, L OBP: 0.465, SLG: 0.607 60 Chin-Lung Hu, R OBP: 0.286, SLG: 0.286 | | | | | K | | 12 G4-6-3 1B | | FC6-4 17 BB | 3 | 0 | 2 | 1 | 0 | 1 | 1 | | | | | | | | | | | | | |
| 12 Brad Ausmus, R OBP: 0.188, SLG: 0.133 17 Jason Repko, R | | | | | P4 | | G5-3 | | G4-6-3 | 3 | 0 | 0 | 0 | 0 | 0 | 4 | | | | | | | | | | | | | |
| 58 Chad Billingsley, R 73 Jon Link, R 13 Doug Mientkiewicz, L 49 Charlie Haeger, R 9 A.J. Ellis, R | | 0-0 G1-3 | | | P6 | | 5 WP 14 1B 5 HR 1B | | K | 1 | 0 | 0 | 0 | 0 | 0 | 2 | | | | | | | | | | | | | |
| Inning Stats | R: 2 E: 0 K: 2 S: 10 | H: 2 LOB: 0 BB: 0 P: 11 | R: 0 E: 0 K: 0 S: 4 | H: 1 LOB: 2 BB: 1 P: 8 | R: 0 E: 0 K: 0 S: 3 | H: 0 LOB: 0 BB: 0 P: 3 | R: 0 E: 0 K: 1 S: 5 | H: 1 LOB: 0 BB: 0 P: 5 | R: 0 E: 0 K: 1 S: 5 | H: 0 LOB: 1 BB: 1 P: 9 | R: 2 E: 0 K: 0 S: 5 | H: 3 LOB: 2 BB: 1 P: 9 | R: 3 E: 0 K: 0 S: 6 | H: 4 LOB: 0 BB: 0 P: 8 | R: 0 E: 1 K: 1 S: 6 | H: 0 LOB: 2 BB: 1 P: 10 | | 1B: 7 2B: 2 3B: 0 HR: 2 | SF: 1 SAC: 0 DP: 3 HBP: 0 | WP: 1 PB: 0 SB: 1 CS: 1 | PA: 37 | | | | | | | | |
| PITCHER | IP WLS BF H R ER SO BB IBB HBP BLK WP HR S P ERA WHIP | | | | | | | | | | | | | | | | | | | | | | | | | | | | |
| 46 Ryan Dempster, R ERA: 2.0 49 Carlos Marmol, R ERA: 1.8 43 John Grabow, L ERA: 9.0 48 John Gaub, L ERA: 7.94 64 Justin Berg, R ERA: 1.8 | 1.0 1.0 1.0 1.0 1.0 | 4 6 6 6 5 | 0 3 4 0 0 | 0 2 3 3 0 | 0 0 0 0 1 | 1 0 0 0 0 | 0 0 0 0 0 | 0 0 0 0 0 | 0 0 0 0 0 | 0 1 1 0 6 | 5 9 9 8 10 | 0.00 0.00 18.00 27.00 0.00 | 1.000 4.000 4.000 1.000 | | | | | | | | | | | | | | | | |

| | |
|-----|----|
| AB | 32 |
| R | 7 |
| H | 11 |
| RBI | 7 |
| BB | 4 |
| SO | 5 |
| LOB | 19 |



| Batter | 1 | 2 | 3 | 4 | 5 | 6 | 7 | 8 | 9 | AB | R | H | RBI | BB | SO | LOB | TOP | | | | |
|--|---|---------------------------------|------------------------------|----------------------------------|------------------------------|----------------------------------|------------------------------|----------------------------------|------------------------------|----------------------------------|------------------------------|---------------------------------|------------------------------|---------------------------------|------------------------------|---------------------------------|--|----------------------------------|----------------------------------|------------------------------------|--|
| 63 James Adduci, L (1, 7) OBP: 0.333, SLG: 0.387 | G3-1 | | FC3-6 21 1 BB | | K | | P6 | | G6-3 | 5 | 0 | 1 | 0 | 0 | 1 | 1 | Chicago Cubs @ Oakland Athletics Phoenix Municipal Stadium, Phoenix, AZ Sat Mar 20 2010, 4:08 PM - 7:08 PM EDT Att: 7,947 - Sunny - 69 F | | | | |
| 1 Kosuke Fukudome, L (1, 9) OBP: 0.382, SLG: 0.429 88 Brandon Guyer, R (6, 9) | G5-3 | | FC3-6 21 BB | | | | | G6-3 | F9 | 1 | 0 | 0 | 0 | 2 | 0 | 0 | | | | | |
| 21 Tyler Colvin, L (1, 8) OBP: 0.436, SLG: 0.641 | F9 | | FC3-6 1-2 2-3 | | K | | | F8 | | 4 | 0 | 0 | 0 | 0 | 1 | 3 | | | | | |
| 22 Xavier Nady, R (1, 10) OBP: 0.286, SLG: 0.550 80 Russ Canzler, R (8, PH) (8, 10) | | K | L7 | | F9 | | | K | | 3 | 0 | 0 | 0 | 0 | 1 | 3 | | | | | |
| 6 Micah Hoffpauir, L (1, 3) OBP: 0.219, SLG: 0.300 | | P6 | | | | | | | | 4 | 2 | 2 | 0 | 0 | 0 | 0 | | | | | |
| 17 Mike Fontenot, L (1, 6) OBP: 0.382, SLG: 0.467 71 Robinson Chirinos, R (7, 2) OBP: 0.455, SLG: 0.778 | | | | | | | | | | 2 | 0 | 0 | 0 | 1 | 0 | 1 | | | | | |
| 9 Chad Tracy, L (1, 5) OBP: 0.407, SLG: 0.348 88 Marwin Gonzalez, S (6, 5) OBP: 1.000, SLG: 1.000 | | | | | | | | | | 2 | 0 | 1 | 0 | 1 | 0 | 0 | | | | | |
| 55 Koyie Hill, S (1, 2) OBP: 0.273, SLG: 0.200 73 Ryan Flaherty, L (7, 6) OBP: 0.500, SLG: 0.750 | | | | | | | | | | 3 | 0 | 0 | 1 | 0 | 1 | 3 | | | | | |
| 15 Bobby Scales, S (1, 4) OBP: 0.273, SLG: 0.222 | | | | | | | | | | 1 | 0 | 1 | 2 | 0 | 0 | 0 | | | | | |
| | | | | | | | | | | 3 | 1 | 0 | 0 | 1 | 2 | 1 | | | | | |
| | | | | | | | | | | 2 | 0 | 1 | 0 | 1 | 0 | 0 | | | | | |
| | | | | | | | | | | 3 | 1 | 0 | 0 | 1 | 2 | 1 | | | | | |
| Inning Stats | R: 0 E: 0 K: 0 S: 3 | H: 0 LOB: 0 BB: 0 P: 3 | R: 0 E: 0 K: 2 S: 8 | H: 1 LOB: 2 BB: 1 P: 12 | R: 0 E: 0 K: 1 S: 6 | H: 1 LOB: 2 BB: 1 P: 10 | R: 1 E: 0 K: 1 S: 6 | H: 1 LOB: 1 BB: 1 P: 10 | R: 0 E: 0 K: 2 S: 7 | H: 0 LOB: 1 BB: 0 P: 11 | R: 0 E: 0 K: 0 S: 3 | H: 0 LOB: 0 BB: 0 P: 3 | R: 0 E: 0 K: 1 S: 5 | H: 0 LOB: 0 BB: 0 P: 5 | R: 0 E: 0 K: 1 S: 5 | H: 0 LOB: 0 BB: 0 P: 5 | R: 3 E: 0 K: 1 S: 8 | H: 3 LOB: 1 BB: 1 P: 13 | 1B: 3 2B: 3 3B: 0 HR: 0 | SF: 0 SAC: 0 DP: 0 HBP: 0 | WP: 2 PA: 38 PB: 0 SB: 0 CS: 0 |
| PITCHER | IP WLS BF H R ER SO BB IBB HBP BLK WP HR S P ERA WHIP | | | | | | | | | | | | | | | | | | | | |
| 15 Ben Sheets, R (1, 1) ERA: 17.28 | 4.0 W 18 3 1 1 4 3 0 0 0 0 0 0 23 35 2.25 1.500 | | | | | | | | | | | | | | | | | | | | |
| 13 Jerry Blevins, L (5, 1) ERA: 7.04 | 2.0 H 7 0 0 0 2 1 0 0 0 0 0 0 10 14 0.00 0.500 | | | | | | | | | | | | | | | | | | | | |
| 39 Brad Kilby, L (7, 1) ERA: 7.71 | 2.0 6 0 0 0 1 0 0 0 0 0 0 0 8 8 0.00 0.000 | | | | | | | | | | | | | | | | | | | | |
| 63 Henry Alberto Rodriguez, R (1, 1) ERA: 5.68 | 1.0 7 3 3 3 1 1 0 0 0 0 2 0 8 13 27.00 4.000 | | | | | | | | | | | | | | | | | | | | |

| | |
|-----|----|
| AB | 33 |
| R | 4 |
| H | 6 |
| RBI | 4 |
| BB | 5 |
| SO | 8 |
| LOB | 14 |



| Batter | 1 | 2 | 3 | 4 | 5 | 6 | 7 | 8 | 9 | AB | R | H | RBI | BB | SO | LOB | BOTTOM | | |
|---|---|---------------------------------|------------------------------|----------------------------------|------------------------------|--------------------------------------|------------------------------|----------------------------------|-------------------------------|---------------------------------|-------------------------------|----------------------------------|------------------------------|---------------------------------|------------------------------|----------------------------------|--|------------------------------------|--|
| 1 Eric Patterson, L (1, 8) OBP: 0.326, SLG: 0.359 | K | G4-3 | | 2 BB 1B | | 10 BB 50 HBP 1-2 2-3 3-H BB | | 2 BB 16 SF7 1B | | 4 | 1 | 2 | 1 | 1 | 1 | 1 | Chicago Cubs @ Oakland Athletics Phoenix Municipal Stadium, Phoenix, AZ Sat Mar 20 2010, 4:08 PM - 7:08 PM EDT Att: 7,947 - Sunny - 69 F | | |
| 2 Cliff Pennington, S (1, 6) OBP: 0.469, SLG: 0.520 | | | | F9 | | K | | 16 SF7 71 BB 1B | | 4 | 1 | 2 | 0 | 1 | 1 | 3 | | | |
| 14 Mark Ellis, R (1, 4) OBP: 0.419, SLG: 0.407 16 Eric Sogard, L (6, 4) OBP: 0.455, SLG: 0.500 | 14 S 1B | | | 1-2 2-3 BB | | L7 | | SF7 | | 2 | 0 | 1 | 0 | 1 | 0 | 3 | | | |
| 8 Kurt Suzuki, R (1, 2) OBP: 0.259, SLG: 0.423 50 Jake Fox, R (6, 2) OBP: 0.156, SLG: 0.172 | 8 G6-4-3 BB | | | 2B | | | | 3-H 1-2 3-H | | 1 | 0 | 0 | 1 | 0 | 1 | 1 | | | |
| 10 Daric Barton, L (1, 3) OBP: 0.583, SLG: 0.731 | | | | | | | | | | 3 | 0 | 0 | 0 | 0 | 1 | 3 | | | |
| 32 Jack Cust, L (1, 10) OBP: 0.303, SLG: 0.467 71 Josh Donaldson, R (8, PH) OBP: 0.417, SLG: 0.778 | | | | | | | | | | 1 | 0 | 1 | 0 | 1 | 0 | 0 | | | |
| 18 Gabe Gross, L (1, 7) OBP: 0.389, SLG: 0.485 | | | | | | | | | | 1 | 0 | 1 | 1 | 0 | 0 | 0 | | | |
| 6 Travis Buck, L (1, 9) OBP: 0.323, SLG: 0.520 77 Matthew Sulentic, L (8, 7) | | | | | | | | | | 4 | 0 | 0 | 0 | 0 | 3 | 6 | | | |
| 2 Gregorio Petit, R (1, 5) OBP: 0.667, SLG: 0.818 | | | | | | | | | | 1 | 0 | 1 | 1 | 0 | 0 | 0 | | | |
| | | | | | | | | | | 5 | 1 | 1 | 0 | 0 | 2 | 3 | | | |
| | | | | | | | | | | 3 | 2 | 0 | 0 | 1 | 1 | 1 | | | |
| | | | | | | | | | | 0 | 0 | 0 | 0 | 0 | 0 | 0 | | | |
| | | | | | | | | | | 3 | 1 | 2 | 1 | 1 | 1 | 0 | | | |
| Inning Stats | R: 0 E: 0 K: 1 S: 5 | H: 1 LOB: 1 BB: 1 P: 9 | R: 2 E: 1 K: 2 S: 9 | H: 1 LOB: 1 BB: 1 P: 13 | R: 0 E: 0 K: 2 S: 4 | H: 1 LOB: 2 BB: 1 P: 8 | R: 0 E: 0 K: 2 S: 8 | H: 1 LOB: 3 BB: 2 P: 16 | R: 0 E: 0 K: 3 S: 11 | H: 0 LOB: 0 BB: 0 P: 7 | R: 3 E: 0 K: 3 S: 11 | H: 2 LOB: 3 BB: 3 P: 24 | R: 0 E: 1 K: 1 S: 5 | H: 0 LOB: 0 BB: 0 P: 5 | R: 2 E: 0 K: 1 S: 8 | H: 3 LOB: 2 BB: 1 P: 12 | 1B: 7 2B: 1 3B: 1 HR: 0 | SF: 1 SAC: 0 DP: 2 HBP: 1 | WP: 0 PA: 43 PB: 0 SB: 1 CS: 0 |
| PITCHER | IP WLS BF H R ER SO BB IBB HBP BLK WP HR S P ERA WHIP | | | | | | | | | | | | | | | | | | |
| 32 Tom Gorzelanny, L (1, 1) ERA: 3.12 | 3.2 L 20 4 2 3 0 5 5 0 0 0 0 0 0 25 45 0.00 2.455 | | | | | | | | | | | | | | | | | | |
| 65 Jay Jackson, R (4, 1) ERA: 27.0 | 1.1 7 2 3 3 2 1 0 0 0 0 0 0 10 14 20.25 2.250 | | | | | | | | | | | | | | | | | | |
| 4B John Gaub, L (6, 1) ERA: 6.75 | 1.0 6 0 0 0 3 2 0 1 0 0 0 0 9 18 0.00 2.000 | | | | | | | | | | | | | | | | | | |
| Mitch Atkins, R (7, 1) ERA: 6.75 | 2.0 10 3 2 2 2 1 0 0 0 0 0 0 13 17 9.00 2.000 | | | | | | | | | | | | | | | | | | |


| | |
|-----|----|
| AB | 32 |
| R | 7 |
| H | 9 |
| RBI | 6 |
| BB | 9 |
| SO | 12 |
| LOB | 24 |



| Batter | 1 | 2 | 3 | 4 | 5 | 6 | 7 | 8 | 9 | 10 | AB | R | H | RBI | BB | SO | LOB | TOP | | | |
|---|---|---|---|---|---|---|---|---|---|---|---|---|---|---|---|---|---|---|---|---|---|
| 17 Mike Fontenot, L OBP: 0.342, SLG: 0.412 Hak-Ju Lee, L OBP: 0.333, SLG: 0.667 | F8 | | F8 | | K | | F8 | | | G1-3 | 4 | 0 | 0 | 0 | 0 | 1 | 1 | | | | |
| 65 Darwin Barney, R OBP: 0.298, SLG: 0.320 61 Logan Watkins, L OBP: 0.259, SLG: 0.250 | G5-3 | | F8 | | 2B | | F8 | | | G4-3 | 3 | 0 | 1 | 0 | 0 | 0 | 0 | | | | |
| 21 Tyler Colvin, L OBP: 0.442, SLG: 0.651 | 1B | | | | 2B | | K | | | | 4 | 1 | 2 | 0 | 0 | 2 | 1 | | | | |
| 15 Kevin Millar, R OBP: 0.401, SLG: 0.500 Jose Valdez, S | G1-3 | | | | P3 | | K | | | G1-3 | 3 | 0 | 0 | 0 | 0 | 1 | 2 | | | | |
| 9 Chad Tracy, L OBP: 0.375, SLG: 0.308 64 Justin Berg, R OBP: 0.296, SLG: 0.320 76 James Russell, L OBP: 0.259, SLG: 0.250 33 Esmailin Carddad, R Tony Campans, L 62 Marcos Mateo, R Alex Maestri, R | F8 | | F8 | | G4-3 | | F9 | | | K | 3 | 0 | 0 | 0 | 0 | 0 | 1 | | | | |
| 6 Micah Hoffpauir, L OBP: 0.278, SLG: 0.382 | 1B | | | | 71 1B | | G3 | | | 75 G6-3 | 4 | 0 | 3 | 1 | 0 | 0 | 0 | | | | |
| 71 Robinson Chirinos, R OBP: 0.429, SLG: 0.667 75 Chris Robinson, R OBP: 0.455, SLG: 0.920 | K | | | | 1B | | K | | | G6-3 | 3 | 0 | 1 | 0 | 0 | 2 | 1 | | | | |
| 27 Sam Fuld, L OBP: 0.192, SLG: 0.292 Brian Schlitter, R | F8 | | | | FC6-4 | | K | | | G3 | 2 | 0 | 0 | 0 | 0 | 0 | 3 | | | | |
| 15 Bobby Seales, S OBP: 0.250, SLG: 0.200 | F8 | | | | 1-2 | | K | | | | 2 | 0 | 0 | 0 | 0 | 1 | 1 | | | | |
| 52 Carlos Silva, R Jason James, L 43 John Grabow, L 63 James Adduci, L OBP: 0.333, SLG: 0.412 | G3-1 | | | | | | 2B | | | K | 0 | 0 | 0 | 0 | 0 | 0 | 0 | | | | |
| Inning Stats | R: 0 E: 0 K: 0 S: 4 | H: 1 LOB: 1 BB: 0 P: 4 | R: 0 E: 0 K: 1 S: 6 | H: 1 LOB: 1 BB: 0 P: 6 | R: 0 E: 0 K: 0 S: 3 | H: 0 LOB: 0 BB: 0 P: 3 | R: 1 E: 0 K: 0 S: 6 | H: 3 LOB: 2 BB: 0 P: 6 | R: 0 E: 0 K: 3 S: 10 | H: 1 LOB: 1 BB: 0 P: 10 | R: 0 E: 0 K: 2 S: 5 | H: 0 LOB: 0 BB: 0 P: 5 | R: 0 E: 0 K: 1 S: 5 | H: 0 LOB: 0 BB: 0 P: 5 | R: 0 E: 0 K: 1 S: 6 | H: 1 LOB: 1 BB: 0 P: 6 | R: 0 E: 0 K: 1 S: 5 | H: 0 LOB: 0 BB: 0 P: 5 | 1B: 4 2B: 3 3B: 0 HR: 0 | SF: 0 SAC: 0 DP: 0 HBP: 0 | WP: 0 PA: 38 PB: 0 SB: 0 CS: 0 |
| PITCHER | IP WLS BF H R ER SO BB IBB HBP BLK WP HR S P ERA WHIP | IP WLS BF H R ER SO BB IBB HBP BLK WP HR S P ERA WHIP | IP WLS BF H R ER SO BB IBB HBP BLK WP HR S P ERA WHIP | IP WLS BF H R ER SO BB IBB HBP BLK WP HR S P ERA WHIP | IP WLS BF H R ER SO BB IBB HBP BLK WP HR S P ERA WHIP | IP WLS BF H R ER SO BB IBB HBP BLK WP HR S P ERA WHIP | IP WLS BF H R ER SO BB IBB HBP BLK WP HR S P ERA WHIP | IP WLS BF H R ER SO BB IBB HBP BLK WP HR S P ERA WHIP | IP WLS BF H R ER SO BB IBB HBP BLK WP HR S P ERA WHIP | IP WLS BF H R ER SO BB IBB HBP BLK WP HR S P ERA WHIP | IP WLS BF H R ER SO BB IBB HBP BLK WP HR S P ERA WHIP | IP WLS BF H R ER SO BB IBB HBP BLK WP HR S P ERA WHIP | IP WLS BF H R ER SO BB IBB HBP BLK WP HR S P ERA WHIP | IP WLS BF H R ER SO BB IBB HBP BLK WP HR S P ERA WHIP | IP WLS BF H R ER SO BB IBB HBP BLK WP HR S P ERA WHIP | IP WLS BF H R ER SO BB IBB HBP BLK WP HR S P ERA WHIP | IP WLS BF H R ER SO BB IBB HBP BLK WP HR S P ERA WHIP | IP WLS BF H R ER SO BB IBB HBP BLK WP HR S P ERA WHIP | IP WLS BF H R ER SO BB IBB HBP BLK WP HR S P ERA WHIP | IP WLS BF H R ER SO BB IBB HBP BLK WP HR S P ERA WHIP | IP WLS BF H R ER SO BB IBB HBP BLK WP HR S P ERA WHIP |

Chicago Cubs @ Cincinnati Reds
Goodyear Ballpark, Goodyear, AZ
Sun Mar 21 2010, 4:16 PM - 6:48 PM EDT
Att: 7,252 - Sunny - 75 F


AB 38
R 1
H 8
RBI 1
BB 0
SO 10
LOB 11



| Batter | 1 | 2 | 3 | 4 | 5 | 6 | 7 | 8 | 9 | 10 | AB | R | H | RBI | BB | SO | LOB | BOTTOM | | | |
|--|---|---|---|---|---|---|---|---|---|---|---|---|---|---|---|---|---|---|---|---|---|
| 6 Drew Stubbs, R OBP: 0.343, SLG: 0.625 58 Josh Anderson, L OBP: 0.188, SLG: 0.200 | G5-3 | | | | K | | | K | | K | 3 | 0 | 1 | 0 | 0 | 1 | 0 | | | | |
| 2 Orlando Cabrera, R OBP: 0.303, SLG: 0.310 73 Zack Cozart, R OBP: 0.182, SLG: 0.100 | F9 | | | | F7 | | G6-3 | | | F8 | 2 | 0 | 0 | 0 | 0 | 1 | 1 | | | | |
| 19 Joey Votto, L OBP: 0.297, SLG: 0.313 Neftali Soto, R | G4-3 | | | | K | | G4-3 | | | K | 3 | 0 | 0 | 0 | 0 | 1 | 1 | | | | |
| 4 Brandon Phillips, R OBP: 0.294, SLG: 0.298 Sean Henry, R OBP: 0.500, SLG: 0.500 | K | | | | G6-3 | | G5-3 | | | 1B | 3 | 0 | 0 | 0 | 0 | 1 | 0 | | | | |
| 27 Scott Rolen, R OBP: 0.375, SLG: 0.423 9 Kristopher Negrón, R OBP: 0.500, SLG: 0.333 | F9 | | | | BB | | BB | | | G5-3 | 1 | 0 | 0 | 0 | 2 | 0 | 0 | | | | |
| 17 Lavnce Nix, L OBP: 0.292, SLG: 0.609 83 Denis Phipps, R OBP: 0.333, SLG: 0.333 | HR | | | | P3 | | F7 | | | K | 3 | 1 | 1 | 1 | 0 | 0 | 2 | | | | |
| 28 Chris Heisey, R OBP: 0.308, SLG: 0.476 30 Kip Wells, R Miguel Rojas, R | BB | | | | F8 | | G4-6-3 | | | G6-3 | 2 | 0 | 0 | 0 | 0 | 0 | 0 | | | | |
| 37 Corky Miller, R OBP: 0.267, SLG: 0.250 48 Francisco Cordero, R 16 Chris Burke, R OBP: 0.357, SLG: 0.400 | BB | | | | G5-3 | | G5-3 | | | BB | 2 | 0 | 0 | 0 | 0 | 1 | 1 | | | | |
| 62 Justin Lehr, R 53 Arthur Rhodes, L 29 Ryan Hanigan, R OBP: 0.389, SLG: 0.647 | K | | | | G1-6-3 | | 2B | | | 2B | 1 | 0 | 0 | 0 | 0 | 1 | 0 | | | | |
| Inning Stats | R: 0 E: 0 K: 0 S: 3 | H: 0 LOB: 0 BB: 0 P: 3 | R: 1 E: 0 K: 2 S: 9 | H: 1 LOB: 1 BB: 1 P: 15 | R: 0 E: 0 K: 2 S: 8 | H: 1 LOB: 1 BB: 0 P: 9 | R: 0 E: 0 K: 0 S: 3 | H: 0 LOB: 0 BB: 0 P: 3 | R: 0 E: 0 K: 0 S: 3 | H: 0 LOB: 1 BB: 1 P: 6 | R: 0 E: 0 K: 1 S: 6 | H: 1 LOB: 1 BB: 0 P: 6 | R: 0 E: 0 K: 2 S: 8 | H: 1 LOB: 1 BB: 0 P: 9 | R: 0 E: 0 K: 1 S: 5 | H: 1 LOB: 1 BB: 1 P: 10 | R: 0 E: 0 K: 1 S: 5 | H: 1 LOB: 1 BB: 0 P: 10 | 1B: 1 2B: 3 3B: 0 HR: 1 | SF: 0 SAC: 0 DP: 1 HBP: 0 | WP: 0 PA: 37 PB: 0 SB: 2 CS: 1 |
| PITCHER | IP WLS BF H R ER SO BB IBB HBP BLK WP HR S P ERA WHIP | IP WLS BF H R ER SO BB IBB HBP BLK WP HR S P ERA WHIP | IP WLS BF H R ER SO BB IBB HBP BLK WP HR S P ERA WHIP | IP WLS BF H R ER SO BB IBB HBP BLK WP HR S P ERA WHIP | IP WLS BF H R ER SO BB IBB HBP BLK WP HR S P ERA WHIP | IP WLS BF H R ER SO BB IBB HBP BLK WP HR S P ERA WHIP | IP WLS BF H R ER SO BB IBB HBP BLK WP HR S P ERA WHIP | IP WLS BF H R ER SO BB IBB HBP BLK WP HR S P ERA WHIP | IP WLS BF H R ER SO BB IBB HBP BLK WP HR S P ERA WHIP | IP WLS BF H R ER SO BB IBB HBP BLK WP HR S P ERA WHIP | IP WLS BF H R ER SO BB IBB HBP BLK WP HR S P ERA WHIP | IP WLS BF H R ER SO BB IBB HBP BLK WP HR S P ERA WHIP | IP WLS BF H R ER SO BB IBB HBP BLK WP HR S P ERA WHIP | IP WLS BF H R ER SO BB IBB HBP BLK WP HR S P ERA WHIP | IP WLS BF H R ER SO BB IBB HBP BLK WP HR S P ERA WHIP | IP WLS BF H R ER SO BB IBB HBP BLK WP HR S P ERA WHIP | IP WLS BF H R ER SO BB IBB HBP BLK WP HR S P ERA WHIP | IP WLS BF H R ER SO BB IBB HBP BLK WP HR S P ERA WHIP | IP WLS BF H R ER SO BB IBB HBP BLK WP HR S P ERA WHIP | IP WLS BF H R ER SO BB IBB HBP BLK WP HR S P ERA WHIP | IP WLS BF H R ER SO BB IBB HBP BLK WP HR S P ERA WHIP |

Chicago Cubs @ Cincinnati Reds
Goodyear Ballpark, Goodyear, AZ
Sun Mar 21 2010, 4:16 PM - 6:48 PM EDT
Att: 7,252 - Sunny - 75 F

AB 33
R 1
H 5
RBI 1
BB 4
SO 9
LOB 12



| Batter | 1 | 2 | 3 | 4 | 5 | 6 | 7 | 8 | 9 | AB | R | H | RBI | BB | SO | LOB | TOP | | | | | | | | | | | | | | | | | | | |
|--|------------------------------|---------------------------------|------------------------------|---------------------------------|------------------------------|----------------------------------|------------------------------|---|------------------------------|---------------------------------|------------------------------|---------------------------------|------------------------------|---------------------------------|------------------------------|----------------------------------|------------------------------|---------------------------------------|----------------------------------|------------------------------------|----------------------------------|--------|---|----|----|----|-----|-----|-----|----|----|---|---|------|-------|--|
| 35 Anderson Hernandez, S (1, 6) OBP: 0.458, SLG: 0.350 88 Mark Thompson, R (8, PR) OBP: 0.500, SLG: 0.500 | F7 | | G4-3 | G4-3 | | F9 | | G6-3 74 G6-3 84 3B 91 WP BB | | 4 | 1 | 1 | 0 | 1 | 0 | 2 | | | | | | | | | | | | | | | | | | | | |
| 12 Mark Grudzielanek, R (1, 10) OBP: 0.231, SLG: 0.300 91 Matt McBride, R (8, PH) OBP: 0.500, SLG: 0.400 | K | | L5 | | F8 | F8 | | G6-3 84 3B HBP | | 4 | 0 | 0 | 0 | 0 | 1 | 2 | | | | | | | | | | | | | | | | | | | | |
| 7 Matt LaPorta, R (1, 3) OBP: 0.389, SLG: 0.529 | 2B | | F8 | | E5 52 1B 26 1B | FC6-4 2 1B | | F4 | | 5 | 1 | 2 | 1 | 0 | 0 | 4 | | | | | | | | | | | | | | | | | | | | |
| 2 Johnny Peralta, R (1, 5) OBP: 0.324, SLG: 0.469 74 Numan Romero, S (8, PH) OBP: 0.400, SLG: 0.250 | K | | 1B | | K | FC6-4 3-H | | G6-3 | | 4 | 0 | 1 | 1 | 0 | 0 | 2 | 3 | | | | | | | | | | | | | | | | | | | |
| 26 Austin Kearns, R (1, 7) OBP: 0.405, SLG: 0.600 84 Donnie Webb, S (6, 7) OBP: 0.500, SLG: 0.714 | | FC6-4 52 FC3 | 1B | | 1B | 1B | | L9 | | 2 | 2 | 2 | 0 | 1 | 0 | 0 | | | | | | | | | | | | | | | | | | | | |
| 52 Mike Redmond, R (1, 2) OBP: 0.383, SLG: 0.400 16 Wyatt Torgas, R (7, PH) OBP: 0.211, SLG: 0.176 | FC3 | FC6-4 | K | | 1B | 1B | | G4-3 | | 3 | 0 | 1 | 1 | 0 | 1 | 3 | | | | | | | | | | | | | | | | | | | | |
| Jose Constanza, L (1, 8) OBP: 0.364, SLG: 0.545 | FC6-4 | | | | F8 | 1B | | K | | 5 | 0 | 1 | 2 | 0 | 1 | 1 | | | | | | | | | | | | | | | | | | | | |
| 8 Chris Gimenez, R (1, 9) OBP: 0.207, SLG: 0.167 | K | | | | L6 | 1B | | G1-3 | | 4 | 1 | 1 | 0 | 1 | 1 | 3 | | | | | | | | | | | | | | | | | | | | |
| 39 Brian Bixler, R (1, 4) OBP: 0.320, SLG: 0.348 Joshua Rodriguez, R (8, 4) | G6-3 | | | | G4-3 | | | L6 | | 3 | 2 | 1 | 0 | 1 | 0 | 2 | | | | | | | | | | | | | | | | | | | | |
| Inning Stats | R: 0 E: 0 K: 2 S: 8 | H: 1 LOB: 1 BB: 0 P: 8 | R: 1 E: 0 K: 1 S: 7 | H: 1 LOB: 1 BB: 0 P: 7 | R: 1 E: 0 K: 1 S: 7 | H: 2 LOB: 2 BB: 1 P: 12 | R: 0 E: 0 K: 0 S: 3 | H: 0 LOB: 1 BB: 1 P: 7 | R: 2 E: 1 K: 1 S: 9 | H: 3 LOB: 2 BB: 0 P: 9 | R: 1 E: 0 K: 0 S: 5 | H: 2 LOB: 1 BB: 0 P: 5 | R: 0 E: 0 K: 1 S: 5 | H: 0 LOB: 0 BB: 0 P: 5 | R: 4 E: 0 K: 0 S: 5 | H: 2 LOB: 2 BB: 2 P: 15 | R: 0 E: 0 K: 0 S: 3 | H: 0 LOB: 0 BB: 0 P: 3 | 1B: 6 2B: 3 3B: 2 HR: 0 | SF: 0 SAC: 0 DP: 0 HBP: 1 | WP: 1 PB: 0 SB: 2 CS: 0 | PA: 45 | | | | | | | | | | | | | | |
| PITCHER | IP | WLS | BF | H | R | ER | SO | BB | IBB | HBP | BLK | WP | HR | S | P | ERA | WHIP | PITCHER | IP | WLS | BF | H | R | ER | SO | BB | IBB | HBP | BLK | WP | HR | S | P | ERA | WHIP | |
| 29 Jeff Samardzija, R (1, 1) ERA: 6.75 | 4.0 | L | 19 | 4 | 2 | 2 | 4 | 2 | 0 | 0 | 0 | 0 | 0 | 25 | 34 | 4.50 | 1.500 | 64 Justin Berg, R (8, 1) ERA: 1.29 | 1.0 | | 4 | 1 | 0 | 0 | 0 | 0 | 0 | 0 | 0 | 0 | 0 | 4 | 4 | 0.00 | 1.000 | |
| 43 John Grabow, L (5, 1) ERA: 5.75 | 0.2 | | 6 | 3 | 2 | 0 | 1 | 0 | 0 | 0 | 0 | 0 | 0 | 8 | 8 | 0.00 | 4.500 | 73 Jake Muyco, R (9, 1) ERA: | 1.0 | | 3 | 0 | 0 | 0 | 0 | 0 | 0 | 0 | 0 | 0 | 0 | 3 | 3 | 0.00 | 0.000 | |
| Jeff Stevens, R (5, 1) ERA: 8.44 | 1.1 | | 6 | 2 | 1 | 1 | 0 | 0 | 0 | 0 | 0 | 0 | 0 | 6 | 6 | 6.75 | 1.500 | | | | | | | | | | | | | | | | | | | |
| Blake Parker, R (7, 1) ERA: 7.36 | 1.0 | | 3 | 0 | 0 | 0 | 1 | 0 | 0 | 0 | 0 | 0 | 0 | 5 | 5 | 0.00 | 0.000 | | | | | | | | | | | | | | | | | | | |
| 47 Mike Parisi, R (8, 1) ERA: 8.31 | 0.0 | | 4 | 1 | 4 | 4 | 0 | 2 | 0 | 1 | 0 | 1 | 0 | 1 | 11 | ∞ | ∞ | | | | | | | | | | | | | | | | | | | |

Cleveland Indians @ Chicago Cubs
Hohokam Park, Mesa, AZ
Mon Mar 22 2010, 4:13 PM - 6:50 PM EDT
Att: 12,327 - Partly Cloudy - 76 F

| | |
|-----|----|
| AB | 40 |
| R | 9 |
| H | 11 |
| RBI | 8 |
| BB | 4 |
| SO | 6 |
| LOB | 24 |



| Batter | 1 | 2 | 3 | 4 | 5 | 6 | 7 | 8 | 9 | AB | R | H | RBI | BB | SO | LOB | BOTTOM | | | | | | | | | | | | | | | | | | |
|---|------------------------------|---------------------------------|------------------------------|---------------------------------|------------------------------|---------------------------------|------------------------------|---------------------------------|------------------------------|---------------------------------|------------------------------|---------------------------------|------------------------------|---------------------------------|------------------------------|---------------------------------|----------------------------------|--|----------------------------------|--------|----|---|---|----|----|----|-----|-----|-----|----|----|---|------|-------|------|
| 2 Ryan Theriot, R (1, 6) OBP: 0.553, SLG: 0.576 13 Andrés Blanco, S (7, 6) OBP: 0.333, SLG: 0.333 | G6-3 | | F9 | | | K | | G5-3 | | 3 | 0 | 0 | 0 | 0 | 1 | 0 | | | | | | | | | | | | | | | | | | | |
| 1 Kosuke Fukudome, L (1, 9) OBP: 0.342, SLG: 0.375 | L4 | | | | F7 | F7 | | E6 63 2B 6 1B | | 4 | 1 | 0 | 0 | 0 | 0 | 0 | | | | | | | | | | | | | | | | | | | |
| 25 Derrek Lee, R (1, 3) OBP: 0.368, SLG: 0.684 63 James Adduci, L (7, PR) OBP: 0.351, SLG: 0.457 | L8 | | | | P3 | | | 6 1B 2B | | 2 | 0 | 0 | 0 | 1 | 0 | 0 | | | | | | | | | | | | | | | | | | | |
| 22 Xavier Nady, R (1, 10) OBP: 0.240, SLG: 0.458 | G6-3 | | | | P5 | | | K | | 4 | 0 | 0 | 0 | 0 | 2 | 3 | | | | | | | | | | | | | | | | | | | |
| 24 Marlon Byrd, R (1, 8) OBP: 0.343, SLG: 0.559 6 Micah Hoffpauir, L (8, 3) OBP: 0.297, SLG: 0.400 | G1-3 | | | | F7 | | | 27 1B 1B | | 3 | 0 | 0 | 0 | 0 | 0 | 1 | | | | | | | | | | | | | | | | | | | |
| 12 Alfonso Soriano, R (1, 7) OBP: 0.324, SLG: 0.515 27 Sam Fuld, L (8, 8) OBP: 0.214, SLG: 0.308 | FC6-4 28 FC6-4 1B | | | | F7 | | | G4-3 | | 2 | 0 | 2 | 0 | 0 | 0 | 0 | | | | | | | | | | | | | | | | | | | |
| 28 Jeff Baker, R (1, 5) OBP: 0.188, SLG: 0.267 | FC6-4 | | | | G6-3 | | | FC6-4 28 FC6-4 1B | | 4 | 0 | 1 | 0 | 0 | 0 | 4 | | | | | | | | | | | | | | | | | | | |
| 18 Geovany Soto, R (1, 2) OBP: 0.483, SLG: 0.391 | | | | | K | | | F9 | | 3 | 0 | 0 | 0 | 0 | 1 | 2 | | | | | | | | | | | | | | | | | | | |
| 15 Bobby Scales, S (1, 4) OBP: 0.222, SLG: 0.174 | F8 | | | | F7 | | | G1-3 | | 3 | 0 | 0 | 0 | 0 | 0 | 1 | | | | | | | | | | | | | | | | | | | |
| Inning Stats | R: 0 E: 0 K: 0 S: 3 | H: 0 LOB: 0 BB: 0 P: 3 | R: 0 E: 0 K: 0 S: 4 | H: 1 LOB: 1 BB: 0 P: 4 | R: 0 E: 0 K: 0 S: 3 | H: 0 LOB: 0 BB: 0 P: 3 | R: 0 E: 0 K: 0 S: 3 | H: 0 LOB: 0 BB: 0 P: 3 | R: 0 E: 0 K: 1 S: 5 | H: 0 LOB: 0 BB: 0 P: 5 | R: 0 E: 0 K: 1 S: 4 | H: 0 LOB: 1 BB: 1 P: 8 | R: 0 E: 0 K: 0 S: 4 | H: 1 LOB: 1 BB: 0 P: 4 | R: 2 E: 1 K: 1 S: 9 | H: 3 LOB: 2 BB: 0 P: 9 | 1B: 4 2B: 2 3B: 0 HR: 0 | SF: 0 SAC: 0 DP: 0 HBP: 0 | WP: 0 PB: 0 SB: 0 CS: 0 | PA: 34 | | | | | | | | | | | | | | | |
| PITCHER | IP | WLS | BF | H | R | ER | SO | BB | IBB | HBP | BLK | WP | HR | S | P | ERA | WHIP | PITCHER | IP | WLS | BF | H | R | ER | SO | BB | IBB | HBP | BLK | WP | HR | S | P | ERA | WHIP |
| 55 Roberto Hernandez, R (1, 1) ERA: 1.04 | 6.0 | W | 20 | 2 | 0 | 0 | 2 | 0 | 0 | 0 | 0 | 0 | 0 | 24 | 24 | 0.00 | 0.333 | 31 Jamey Wright, R (7, 1) ERA: 1.04 | 1.0 | | 3 | 0 | 0 | 0 | 1 | 1 | 0 | 0 | 0 | 0 | 4 | 8 | 0.00 | 1.000 | |
| 56 Saul Rivera, R (8, 1) ERA: | 1.0 | | 4 | 1 | 0 | 0 | 0 | 0 | 0 | 0 | 0 | 0 | 0 | 4 | 4 | 0.00 | 1.000 | | | | | | | | | | | | | | | | | | |
| 53 Rafael Perez, L (9, 1) ERA: 1.29 | 1.0 | | 7 | 3 | 2 | 0 | 1 | 0 | 0 | 0 | 0 | 0 | 0 | 9 | 9 | 0.00 | 3.000 | | | | | | | | | | | | | | | | | | |

Cleveland Indians @ Chicago Cubs
Hohokam Park, Mesa, AZ
Mon Mar 22 2010, 4:13 PM - 6:50 PM EDT
Att: 12,327 - Partly Cloudy - 76 F

| | |
|-----|----|
| AB | 33 |
| R | 2 |
| H | 6 |
| RBI | 2 |
| BB | 1 |
| SO | 4 |
| LOB | 11 |




| Batter | 1 | 2 | 3 | 4 | 5 | 6 | 7 | 8 | 9 | AB | R | H | RBI | BB | SO | LOB | TOP | | | | | |
|--|------------------------------|---------------------------------|------------------------------|----------------------------------|------------------------------|---------------------------------|------------------------------|---------------------------------|------------------------------|----------------------------------|------------------------------|---------------------------------|------------------------------|---------------------------------|------------------------------|---------------------------------|------------------------------|---------------------------------|----------------------------------|------------------------------------|----------------------------------|--------|
| 2 Ryan Theriot, R OBP: 0.511, SLG: 0.513 65 Darwin Barney, R OBP: 0.333, SLG: 0.357 | G6-3 | 63 2B | | F9 | | L9 | | | F9 | 4 | 1 | 1 | 0 | 0 | 0 | 0 | | | | | | |
| 63 James Adduci, L OBP: 0.386, SLG: 0.500 77 DJ LeMahieu, R OBP: 0.500, SLG: 0.400 76 James Russell, L | 21 1B | 21 2B | | | | F8 | | | | 4 | 2 | 3 | 2 | 0 | 0 | 0 | | | | | | |
| 21 Tyler Colvin, L OBP: 0.444, SLG: 0.630 88 Brandon Guyer, R | 17 1B | 6 1B | | K | | | | | K | 4 | 2 | 2 | 2 | 0 | 1 | 1 | | | | | | |
| 6 Micah Hoffpauir, L OBP: 0.311, SLG: 0.366 Justin Bour, L | F9 | 17 3B | | L4 | | | | | F8 | 4 | 1 | 1 | 1 | 0 | 1 | 2 | | | | | | |
| 17 Mike Fontenot, L OBP: 0.388, SLG: 0.477 43 John Grabow, L 80 Russ Canzler, R | | | | | | | | | | 3 | 0 | 2 | 2 | 1 | 0 | 0 | | | | | | |
| 28 Jeff Baker, R OBP: 0.211, SLG: 0.257 15 Bobby Scales, S OBP: 0.241, SLG: 0.200 | G6-3 | G6-3 | | | | | | | | 3 | 0 | 0 | 0 | 1 | 1 | 3 | | | | | | |
| 55 Kevie Hill, S OBP: 0.293, SLG: 0.192 71 Robinson Chirinos, R OBP: 0.375, SLG: 0.571 | | 27 1B | | F7 | | | | | G6-4-3 | 3 | 0 | 0 | 0 | 1 | 1 | 2 | | | | | | |
| 27 Sam Fuld, L OBP: 0.200, SLG: 0.273 | | 63 2B | | K | | G4-3 | | | G5-3 | 4 | 1 | 1 | 0 | 0 | 1 | 2 | | | | | | |
| 32 Tom Gorzelanny, R 13 Andrés Blanco, S OBP: 0.667, SLG: 0.750 | | F7 | | K | | G6-3 | | | 65 F9 | 3 | 0 | 0 | 0 | 0 | 1 | 2 | | | | | | |
| Inning Stats | R: 2 E: 0 K: 0 S: 6 | H: 3 LOB: 1 BB: 0 P: 7 | R: 5 E: 0 K: 0 S: 8 | H: 6 LOB: 1 BB: 1 P: 12 | R: 0 E: 0 K: 2 S: 7 | H: 0 LOB: 0 BB: 0 P: 7 | R: 0 E: 0 K: 1 S: 6 | H: 1 LOB: 1 BB: 0 P: 6 | R: 0 E: 0 K: 2 S: 7 | H: 0 LOB: 1 BB: 1 P: 11 | R: 0 E: 0 K: 0 S: 3 | H: 0 LOB: 0 BB: 0 P: 3 | R: 0 E: 0 K: 1 S: 5 | H: 0 LOB: 0 BB: 0 P: 5 | R: 0 E: 0 K: 0 S: 2 | H: 0 LOB: 1 BB: 1 P: 6 | R: 0 E: 0 K: 1 S: 6 | H: 1 LOB: 2 BB: 0 P: 7 | 1B: 7 2B: 3 3B: 1 HR: 0 | SF: 0 SAC: 0 DP: 1 HBP: 1 | WP: 0 PB: 0 SB: 1 CS: 0 | PA: 40 |
| PITCHER | IP | WLS | BF | H | R | ER | SO | BB | IBB | HBP | BLK | WP | HR | S | P | ERA | WHIP | | | | | |
| 15 Dan Haren, R ERA: 5.6 | 4.0 | L | 22 | 10 | 7 | 7 | 3 | 1 | 0 | 0 | 0 | 0 | 0 | 27 | 32 | 15.75 | 2.750 | | | | | |
| 39 Jordan Norberto, L ERA: 1.17 | 1.0 | | 4 | 0 | 0 | 0 | 2 | 1 | 0 | 0 | 0 | 0 | 0 | 7 | 11 | 0.00 | 1.000 | | | | | |
| 50 Chad Qualls, R ERA: 9.95 | 1.0 | | 3 | 0 | 0 | 0 | 0 | 0 | 0 | 0 | 0 | 0 | 0 | 3 | 3 | 0.00 | 0.000 | | | | | |
| 46 Bob Howry, R ERA: 8.59 | 1.0 | | 3 | 0 | 0 | 0 | 1 | 0 | 0 | 0 | 0 | 0 | 0 | 5 | 5 | 0.00 | 0.000 | | | | | |
| 58 Juan Gutierrez, R ERA: | 1.0 | | 3 | 0 | 0 | 0 | 0 | 1 | 0 | 0 | 0 | 0 | 0 | 2 | 6 | 0.00 | 1.000 | | | | | |

Chicago Cubs @ Arizona Diamondbacks
Tucson Electric Park, Tucson, AZ
Thu Mar 25 20:10, 4:15 PM - 6:39 PM EDT
Att: 9,102 - Sunny - 73 F

livebaseballscores.com

AB 36
R 7
H 11
RBI 7
BB 3
SO 7
LOB 17




| Batter | 1 | 2 | 3 | 4 | 5 | 6 | 7 | 8 | 9 | AB | R | H | RBI | BB | SO | LOB | BOTTOM | | | | | |
|---|------------------------------|---------------------------------|------------------------------|---------------------------------|------------------------------|----------------------------------|------------------------------|---------------------------------|------------------------------|---------------------------------|------------------------------|---------------------------------|------------------------------|---------------------------------|------------------------------|---------------------------------|------------------------------|---------------------------------|----------------------------------|------------------------------------|----------------------------------|--------|
| 34 Conor Jackson, R OBP: 0.522, SLG: 0.789 14 Ryan Roberts, R OBP: 0.283, SLG: 0.325 | HR | | | | F9 | | FC6-4 | | | 3 | 1 | 2 | 1 | 0 | 0 | 0 | | | | | | |
| 2 Kelly Johnson, L OBP: 0.395, SLG: 0.400 11 Augie Ojeda, S OBP: 0.375, SLG: 0.379 | G3-1 | | | | | 6 1B | | | F7 | 2 | 1 | 1 | 0 | 1 | 0 | 0 | | | | | | |
| 6 Stephen Drew, L OBP: 0.467, SLG: 0.625 67 Cole Gillespie, R OBP: 0.341, SLG: 0.605 | G6-3 | | | | | | | | G6-3 | 3 | 0 | 1 | 0 | 0 | 1 | 2 | | | | | | |
| 27 Mark Reynolds, R OBP: 0.409, SLG: 0.583 32 Esmerling Vasquez, R | K | | | | | | | | L5 | 3 | 0 | 1 | 1 | 0 | 1 | 0 | | | | | | |
| 25 Adam LaRoche, L OBP: 0.306, SLG: 0.500 29 Brandon Allen, L OBP: 0.471, SLG: 0.630 | | | | | | | | | G5-3 | 3 | 0 | 0 | 0 | 0 | 1 | 2 | | | | | | |
| 24 Chris Young, R OBP: 0.340, SLG: 0.488 12 Drew Macias, L OBP: 0.324, SLG: 0.438 | | | | | | | | | L4 | 3 | 0 | 0 | 0 | 0 | 0 | 2 | | | | | | |
| 26 Miguel Montero, L OBP: 0.293, SLG: 0.182 | | | | | | | | | G3 | 3 | 0 | 0 | 0 | 1 | 0 | 1 | | | | | | |
| 18 Gerardo Parra, L OBP: 0.271, SLG: 0.250 21 Jeff Bailey, R OBP: 0.556, SLG: 0.783 58 Juan Gutierrez, R | | | | | | | | | | 2 | 0 | 0 | 0 | 0 | 0 | 0 | | | | | | |
| 3 Tony Abreu, S OBP: 0.372, SLG: 0.619 | | | | | | | | | | 1 | 0 | 0 | 0 | 0 | 0 | 1 | | | | | | |
| 15 Dan Haren, R 39 Jordan Norberto, L 19 Chris Snyder, R 50 Chad Qualls, R 46 Bob Howry, L 4 Rusty Ryan, R OBP: 0.209, SLG: 0.622 | | | | | | | | | | 0 | 0 | 0 | 0 | 0 | 0 | 0 | | | | | | |
| Inning Stats | R: 1 E: 0 K: 1 S: 7 | H: 1 LOB: 0 BB: 0 P: 8 | R: 0 E: 0 K: 0 S: 3 | H: 0 LOB: 0 BB: 0 P: 3 | R: 0 E: 0 K: 2 S: 8 | H: 1 LOB: 2 BB: 1 P: 12 | R: 0 E: 0 K: 1 S: 6 | H: 1 LOB: 1 BB: 0 P: 6 | R: 0 E: 0 K: 0 S: 3 | H: 0 LOB: 0 BB: 0 P: 3 | R: 1 E: 0 K: 0 S: 5 | H: 2 LOB: 1 BB: 0 P: 5 | R: 0 E: 0 K: 1 S: 5 | H: 0 LOB: 1 BB: 1 P: 9 | R: 0 E: 0 K: 0 S: 3 | H: 0 LOB: 0 BB: 0 P: 3 | R: 0 E: 0 K: 0 S: 3 | H: 0 LOB: 0 BB: 0 P: 3 | 1B: 1 2B: 3 3B: 0 HR: 1 | SF: 1 SAC: 0 DP: 0 HBP: 0 | WP: 0 PB: 0 SB: 0 CS: 0 | PA: 34 |
| PITCHER | IP | WLS | BF | H | R | ER | SO | BB | IBB | HBP | BLK | WP | HR | S | P | ERA | WHIP | | | | | |
| 32 Tom Gorzelanny, L ERA: 3.07 | 6.0 | W | 24 | 5 | 2 | 2 | 4 | 1 | 0 | 0 | 0 | 0 | 0 | 8 | 12 | 0.00 | 0.500 | | | | | |
| 43 John Grabow, L ERA: 5.19 | 2.0 | | 7 | 0 | 0 | 0 | 1 | 1 | 0 | 0 | 0 | 0 | 0 | 8 | 12 | 0.00 | 0.500 | | | | | |
| 76 James Russell, L ERA: | 1.0 | | 3 | 0 | 0 | 0 | 0 | 0 | 0 | 0 | 0 | 0 | 0 | 3 | 3 | 0.00 | 0.000 | | | | | |

Chicago Cubs @ Arizona Diamondbacks
Tucson Electric Park, Tucson, AZ
Thu Mar 25 20:10, 4:15 PM - 6:39 PM EDT
Att: 9,102 - Sunny - 73 F

livebaseballscores.com

AB 31
R 2
H 5
RBI 2
BB 2
SO 5
LOB 10



| Batter | 1 | 2 | 3 | 4 | 5 | 6 | 7 | 8 | 9 | 10 | AB | R | H | RBI | BB | SO | LOB | | | | | |
|---|------------------------------|---------------------------------|------------------------------|---------------------------------|------------------------------|---------------------------------|------------------------------|---------------------------------|------------------------------|---------------------------------|------------------------------|---------------------------------|------------------------------|----------------------------------|------------------------------|----------------------------------|------------------------------|---------------------------------|----------------------------------|------------------------------------|----------------------------------|--------|
| 1 Everth Cabrera, S OBP: 0.300, SLG: 0.268 (1, 6) | B1-3 | | G4-3 | | G4-3 | | K2-3 | | SH1-4 | | 4 | 0 | 0 | 0 | 0 | 1 | 0 | | | | | |
| 77 Chris Denorfia, R OBP: 0.321, SLG: 0.404 (1, 7) | E6 | | F9 | | G1-3 | | G6-3 | | K | | 5 | 0 | 0 | 0 | 0 | 1 | 1 | | | | | |
| 25 Will Venable, L OBP: 0.380, SLG: 0.660 (1, 9) | F8 | | | | F9 | | F8 | | K | | 4 | 0 | 1 | 0 | 0 | 0 | 1 | | | | | |
| 57 Luke Gregerson, L (7, 1) | | | | | | | | | | | 0 | 0 | 0 | 0 | 0 | 0 | 0 | | | | | |
| 11 Dusty Ryan, R OBP: 0.250, SLG: 0.412 (9, PH) | | | | | | | | | | | 1 | 0 | 0 | 0 | 0 | 1 | 1 | | | | | |
| 40 Greg Burke, R (9, 1) | | | | | | | | | | | 0 | 0 | 0 | 0 | 0 | 0 | 0 | | | | | |
| 85 Brad Brach, R (10, 1) | | | | | | | | | | | 0 | 0 | 0 | 0 | 0 | 0 | 0 | | | | | |
| 12 Scott Hairston, R OBP: 0.091, SLG: 0.048 (1, 8) | L9 | | G6-3 | | | | P2 | | F8 | | 4 | 0 | 0 | 0 | 0 | 0 | 2 | | | | | |
| Rymer Liriano, R (7, 9) | | | | | | | | | | | 1 | 0 | 0 | 0 | 0 | 0 | 0 | | | | | |
| 14 Oscar Salazar, R OBP: 0.441, SLG: 0.517 (1, 3) | | | | | F8 | | | | | | 3 | 1 | 2 | 0 | 0 | 0 | 0 | | | | | |
| 41 Mark Worrell, R (6, 1) | | | | | | | | | | | 0 | 0 | 0 | 0 | 0 | 0 | 0 | | | | | |
| 3 Luis Durango, S OBP: 0.442, SLG: 0.412 (7, 8) | | | | | | | | | | | 2 | 0 | 1 | 0 | 0 | 0 | 0 | | | | | |
| 4 Nick Hundley, R OBP: 0.302, SLG: 0.488 Robert Lara, R (10, 2) | | | | | | | | | | | 5 | 1 | 2 | 1 | 0 | 3 | 2 | | | | | |
| 10 Matt Antonelli, R OBP: 0.410, SLG: 0.568 81 Andy Parrino, S (8, PH) (8, 4) | | | | | | | | | | | 0 | 0 | 0 | 0 | 1 | 0 | 0 | | | | | |
| 67 Logan Forsythe, R OBP: 0.439, SLG: 0.375 (1, 5) | | | | | | | | | | | 4 | 0 | 2 | 0 | 0 | 1 | 4 | | | | | |
| 33 Clayton Richard, L (1, 1) | | | | | | | | | | | 2 | 0 | 0 | 0 | 0 | 1 | 4 | | | | | |
| 83 Craig Cooper, R (6, PH) (6, 3) | | | | | | | | | | | 1 | 0 | 0 | 0 | 1 | 0 | 1 | | | | | |
| Inning Stats | R: 0 E: 1 K: 0 S: 4 | H: 0 LOB: 1 BB: 0 P: 5 | R: 0 E: 0 K: 2 S: 9 | H: 2 LOB: 2 BB: 0 P: 8 | R: 0 E: 0 K: 1 S: 4 | H: 1 LOB: 1 BB: 0 P: 4 | R: 0 E: 0 K: 1 S: 7 | H: 2 LOB: 2 BB: 0 P: 7 | R: 0 E: 0 K: 1 S: 3 | H: 0 LOB: 0 BB: 0 P: 3 | R: 2 E: 0 K: 1 S: 8 | H: 3 LOB: 1 BB: 0 P: 8 | R: 0 E: 0 K: 1 S: 6 | H: 0 LOB: 2 BB: 1 P: 10 | R: 0 E: 0 K: 2 S: 7 | H: 0 LOB: 1 BB: 1 P: 11 | R: 0 E: 0 K: 1 S: 5 | H: 0 LOB: 0 BB: 0 P: 5 | 1B: 5 2B: 2 3B: 2 HR: 0 | SF: 0 SAC: 1 DP: 0 HBP: 0 | WP: 0 PB: 0 SB: 3 CS: 0 | PA: 42 |
| PITCHER | IP | WLS | BF | H | R | ER | SO | BB | IBB | HBP | BLK | WP | HR | S | P | ERA | WHIP | | | | | |
| 52 Carlos Silva, R ERA: 4.96 (1, 1) | 5.1 | | 24 | 7 | 2 | 2 | 3 | 0 | 0 | 0 | 0 | 0 | 0 | 30 | 31 | 3.38 | 1.312 | | | | | |
| 33 Esmailin Caridad, R ERA: (6, 1) | 1.2 | | 6 | 1 | 0 | 0 | 2 | 0 | 0 | 0 | 0 | 0 | 0 | 10 | 10 | 0.00 | 0.600 | | | | | |
| Brian Schiltler, R ERA: (8, 1) | 1.0 | | 5 | 1 | 0 | 0 | 1 | 0 | 0 | 0 | 0 | 0 | 0 | 6 | 10 | 0.00 | 2.000 | | | | | |
| 49 Carlos Marmol, R ERA: 5.0 (9, 1) | 1.0 | | 4 | 0 | 0 | 0 | 2 | 1 | 0 | 0 | 0 | 0 | 0 | 7 | 11 | 0.00 | 1.000 | | | | | |
| Jeff Stevens, R ERA: 5.14 (10, 1) | 1.0 | | 3 | 0 | 0 | 0 | 1 | 0 | 0 | 0 | 0 | 0 | 0 | 5 | 5 | 0.00 | 0.000 | | | | | |

San Diego Padres @ Chicago Cubs
Hohokam Park, Mesa, AZ
Sat Mar 27 2010, 4:14 PM - 6:49 PM EDT
Att. 13,462 - Sunny - 70 F


AB 39
R 2
H 9
RBI 1
BB 2
SO 9
LOB 17



| Batter | 1 | 2 | 3 | 4 | 5 | 6 | 7 | 8 | 9 | 10 | AB | R | H | RBI | BB | SO | LOB | | | | |
|---|------------------------------|----------------------------------|------------------------------|---------------------------------|------------------------------|---------------------------------|------------------------------|---------------------------------|------------------------------|---------------------------------|------------------------------|---------------------------------|------------------------------|---------------------------------|------------------------------|---------------------------------|----------------------------------|------------------------------------|----------------------------------|--------|--|
| 21 Tyler Colvin, L OBP: 0.475, SLG: 0.729 (1, 9) | | | | | | | | | | | 5 | 1 | 4 | 2 | 0 | 1 | 0 | | | | |
| 28 Jeff Baker, R OBP: 0.255, SLG: 0.286 (1, 4) | | | | | | | | | | | 4 | 0 | 1 | 0 | 1 | 1 | 2 | | | | |
| 25 Derrek Lee, R OBP: 0.333, SLG: 0.552 Brian Schiltler, R (8, 1) | | | | | | | | | | | 3 | 0 | 0 | 0 | 1 | 2 | 2 | | | | |
| 49 Carlos Marmol, R ERA: 5.0 (9, 1) | | | | | | | | | | | 0 | 0 | 0 | 0 | 0 | 0 | 0 | | | | |
| Hak-Ju Lee, L OBP: 0.333, SLG: 0.667 (10, 6) | | | | | | | | | | | 1 | 0 | 0 | 0 | 0 | 1 | 0 | | | | |
| 61 Logan Watkins, L OBP: 0.200, SLG: 0.200 (10, PH) | | | | | | | | | | | 1 | 0 | 0 | 0 | 0 | 1 | 0 | | | | |
| 16 Aramis Ramirez, R OBP: 0.296, SLG: 0.365 9 Chad Tracy, L OBP: 0.368, SLG: 0.364 (7, 5) | | | | | | | | | | | 3 | 0 | 0 | 0 | 0 | 2 | 3 | | | | |
| 24 Marlon Byrd, R OBP: 0.375, SLG: 0.576 27 Sam Fuld, L OBP: 0.200, SLG: 0.273 (1, 8) | | | | | | | | | | | 4 | 0 | 1 | 0 | 0 | 1 | 2 | | | | |
| 15 Kevin Miller, R OBP: 0.447, SLG: 0.414 68 Nelson Perez, L (9, 7) | | | | | | | | | | | 3 | 0 | 0 | 0 | 1 | 2 | 1 | | | | |
| 18 Geovany Soto, R OBP: 0.395, SLG: 0.290 55 Koyie Hill, S OBP: 0.267, SLG: 0.185 (7, 2) | | | | | | | | | | | 1 | 0 | 0 | 0 | 0 | 1 | 0 | | | | |
| 17 Mike Fontenot, L OBP: 0.389, SLG: 0.469 Jeff Stevens, R (10, 1) | | | | | | | | | | | 4 | 1 | 2 | 0 | 0 | 0 | 1 | | | | |
| 52 Carlos Silva, R (1, 1) | | | | | | | | | | | 2 | 0 | 0 | 0 | 0 | 1 | 1 | | | | |
| 33 Esmailin Caridad, R (6, 1) | | | | | | | | | | | 0 | 0 | 0 | 0 | 0 | 0 | 0 | | | | |
| 6 Micah Hoffpauir, L OBP: 0.313, SLG: 0.349 (7, PH) (8, 3) | | | | | | | | | | | 2 | 0 | 0 | 0 | 0 | 0 | 1 | | | | |
| Inning Stats | R: 0 E: 0 K: 2 S: 7 | H: 1 LOB: 2 BB: 2 P: 15 | R: 0 E: 0 K: 2 S: 8 | H: 1 LOB: 1 BB: 0 P: 8 | R: 0 E: 0 K: 2 S: 8 | H: 1 LOB: 1 BB: 0 P: 8 | R: 0 E: 1 K: 0 S: 3 | H: 0 LOB: 1 BB: 1 P: 7 | R: 1 E: 0 K: 1 S: 6 | H: 2 LOB: 1 BB: 0 P: 9 | R: 0 E: 0 K: 1 S: 5 | H: 0 LOB: 0 BB: 0 P: 5 | R: 0 E: 0 K: 1 S: 5 | H: 0 LOB: 0 BB: 0 P: 5 | R: 0 E: 0 K: 1 S: 5 | H: 1 LOB: 0 BB: 0 P: 5 | 1B: 6 2B: 0 3B: 1 HR: 1 | SF: 0 SAC: 0 DP: 2 HBP: 0 | WP: 0 PB: 0 SB: 0 CS: 1 | PA: 39 | |
| PITCHER | IP | WLS | BF | H | R | ER | SO | BB | IBB | HBP | BLK | WP | HR | S | P | ERA | WHIP | | | | |
| 33 Clayton Richard, L ERA: 5.09 (1, 1) | 5.0 | | 41 | 4 | 1 | 1 | 7 | 3 | 0 | 0 | 0 | 0 | 0 | 32 | 46 | 1.80 | 1.400 | | | | |
| 41 Mark Worrell, R ERA: (6, 1) | 1.0 | H | 4 | 1 | 0 | 0 | 1 | 0 | 0 | 0 | 0 | 0 | 0 | 6 | 6 | 0.00 | 1.000 | | | | |
| 57 Luke Gregerson, R ERA: 2.35 (7, 1) | 2.0 | B | 8 | 2 | 1 | 1 | 3 | 0 | 0 | 0 | 0 | 0 | 0 | 14 | 14 | 4.50 | 1.000 | | | | |
| 40 Greg Burke, R ERA: 11.25 (9, 1) | 1.0 | | 3 | 0 | 0 | 0 | 1 | 0 | 0 | 0 | 0 | 0 | 0 | 5 | 5 | 0.00 | 0.000 | | | | |
| 85 Brad Brach, R ERA: (10, 1) | 1.0 | | 3 | 1 | 0 | 0 | 1 | 0 | 0 | 0 | 0 | 0 | 0 | 5 | 5 | 0.00 | 1.000 | | | | |

San Diego Padres @ Chicago Cubs
Hohokam Park, Mesa, AZ
Sat Mar 27 2010, 4:14 PM - 6:49 PM EDT
Att. 13,462 - Sunny - 70 F

AB 36
R 2
H 8
RBI 2
BB 3
SO 13
LOB 16



| Batter | 1 | 2 | 3 | 4 | 5 | 6 | 7 | 8 | 9 | AB | R | H | RBI | BB | SO | LOB | TOP | | | | | | | | | | | | | | | | | | | | | |
|--|---------------------------------------|----------------------------------|--------------------------------------|---------------------------------|--------------------------------------|---------------------------------|--------------------------------------|---------------------------------|--------------------------------------|----------------------------------|---------------------------------------|----------------------------------|--------------------------------------|---------------------------------|---------------------------------------|----------------------------------|----------------------------------|------------------------------------|----------------------------------|--------|--|----|-----|----|---|---|----|----|----|-----|-----|-----|----|----|---|---|-----|------|
| 2 Ryan Theriot, R OBP: 0.453, SLG: 0.447 73 Ryan Flaherty, L OBP: 0.500, SLG: 0.750 | G6-3 | | G6-4-3 | | | | | K | | 4 | 0 | 1 | 0 | 0 | 1 | 1 | | | | | | | | | | | | | | | | | | | | | | |
| 1 Kosuke Fukudome, L OBP: 0.400, SLG: 0.439 | 1B | | | | | | | | F8 | 3 | 0 | 1 | 1 | 0 | 0 | 0 | | | | | | | | | | | | | | | | | | | | | | |
| 22 Xavier Nady, R OBP: 0.214, SLG: 0.407 27 Sam Fuld, L OBP: 0.222, SLG: 0.273 | F8 | | | | | | | | F8 | 3 | 0 | 0 | 0 | 0 | 1 | 2 | | | | | | | | | | | | | | | | | | | | | | |
| 16 Aramis Ramirez, R OBP: 0.267, SLG: 0.345 9 Chad Tracy, L OBP: 0.359, SLG: 0.353 | FC6-4 | | | | | | | | F9 | 3 | 0 | 0 | 0 | 0 | 0 | 2 | | | | | | | | | | | | | | | | | | | | | | |
| 15 Kevin Millar, R OBP: 0.415, SLG: 0.375 6 Micah Hoffpauir, L OBP: 0.313, SLG: 0.349 | F8 | | | | | | | | CS | 3 | 0 | 0 | 0 | 0 | 0 | 0 | | | | | | | | | | | | | | | | | | | | | | |
| 12 Alfonso Soriano, R OBP: 0.277, SLG: 0.400 88 Brandon Guyer, R | L7 | | | | | | | | | 3 | 0 | 0 | 0 | 0 | 0 | 0 | | | | | | | | | | | | | | | | | | | | | | |
| 21 Tyler Colvin, L OBP: 0.468, SLG: 0.710 | K | | | | | | | | | 3 | 0 | 1 | 0 | 0 | 2 | 0 | | | | | | | | | | | | | | | | | | | | | | |
| 55 Koyie Hill, S OBP: 0.242, SLG: 0.167 | | | K | | | | | | | 3 | 0 | 0 | 0 | 0 | 1 | 1 | | | | | | | | | | | | | | | | | | | | | | |
| 2B Jeff Baker, R OBP: 0.280, SLG: 0.333 | | | | | | | | | | 3 | 1 | 2 | 0 | 0 | 0 | 0 | | | | | | | | | | | | | | | | | | | | | | |
| Inning Stats | R: 0 H: 1 E: 0 K: 0 S: 11 | H: 1 LOB: 1 BB: 0 P: 17 | R: 0 H: 0 E: 0 K: 1 S: 8 | H: 0 LOB: 0 BB: 0 P: 9 | R: 0 H: 1 E: 0 K: 1 S: 5 | H: 1 LOB: 0 BB: 0 P: 5 | R: 0 H: 0 E: 0 K: 1 S: 5 | H: 0 LOB: 0 BB: 0 P: 6 | R: 0 H: 1 E: 0 K: 0 S: 9 | H: 1 LOB: 1 BB: 0 P: 13 | R: 1 H: 2 E: 0 K: 0 S: 11 | H: 2 LOB: 1 BB: 0 P: 19 | R: 0 H: 0 E: 0 K: 1 S: 6 | H: 0 LOB: 0 BB: 0 P: 9 | R: 0 H: 0 E: 0 K: 0 S: 10 | H: 0 LOB: 0 BB: 1 P: 17 | 1B: 4 2B: 1 3B: 0 HR: 0 | SF: 1 SAC: 0 DP: 1 HBP: 0 | WP: 0 PB: 0 SB: 0 CS: 1 | PA: 32 | | | | | | | | | | | | | | | | | | |
| PITCHER | IP | WLS | BF | H | R | ER | SO | BB | IBB | HBP | BLK | WP | HR | S | P | ERA | WHIP | PITCHER | | | | IP | WLS | BF | H | R | ER | SO | BB | IBB | HBP | BLK | WP | HR | S | P | ERA | WHIP |
| 18 Ryan Rowland-Smith, L ERA: 5.3 | 7.0 | L | 25 | 5 | 1 | 1 | 4 | 0 | 0 | 0 | 0 | 0 | 0 | 57 | 78 | 1.29 | 0.714 | | | | | | | | | | | | | | | | | | | | | |
| 57 Mark Lowe, R ERA: 4.66 | 1.0 | | 3 | 0 | 0 | 0 | 1 | 0 | 0 | 0 | 0 | 0 | 0 | 6 | 9 | 0.00 | 0.000 | | | | | | | | | | | | | | | | | | | | | |
| 53 David Aardsma, R ERA: 6.53 | 1.0 | | 3 | 0 | 0 | 0 | 0 | 1 | 0 | 0 | 0 | 0 | 0 | 10 | 17 | 0.00 | 1.000 | | | | | | | | | | | | | | | | | | | | | |

Chicago Cubs @ Seattle Mariners
Peoria Stadium, Peoria, AZ
Sun Mar 28 2010, 4:07 PM - 6:07 PM EDT
Att: 13,629 - Sunny - 77 F

AB 29
R 1
H 5
RBI 1
BB 1
SO 5
LOB 7





| Batter | 1 | 2 | 3 | 4 | 5 | 6 | 7 | 8 | 9 | AB | R | H | RBI | BB | SO | LOB | BOTTOM | | | | | | | | | | | | | | | | | | | | | |
|--|---------------------------------------|----------------------------------|--------------------------------------|---------------------------------|--------------------------------------|---------------------------------|--------------------------------------|----------------------------------|--------------------------------------|---------------------------------|--------------------------------------|----------------------------------|---------------------------------------|----------------------------------|--------------------------------------|----------------------------------|--------------------------------------|---------------------------------|----------------------------------|------------------------------------|----------------------------------|--------|-----|----|---|---|----|----|----|-----|-----|-----|----|----|---|---|-----|------|
| 51 Ichiro Suzuki, L OBP: 0.333, SLG: 0.356 94 James Jones, L OBP: 0.667, SLG: 1.000 | G4-3 | | | | | | | | | 4 | 0 | 1 | 0 | 0 | 0 | 0 | | | | | | | | | | | | | | | | | | | | | | |
| 9 Chone Figgins, S OBP: 0.400, SLG: 0.304 93 Shaver Hansen, S | K | | | | | | | | | 3 | 0 | 0 | 0 | 1 | 1 | 1 | | | | | | | | | | | | | | | | | | | | | | |
| 13 Casey Kotchman, L OBP: 0.359, SLG: 0.367 3 Ryan Garko, R OBP: 0.289, SLG: 0.341 | 2B | | | | | | | | | 3 | 0 | 2 | 0 | 0 | 1 | 0 | | | | | | | | | | | | | | | | | | | | | | |
| 24 Ken Griffey Jr., L OBP: 0.263, SLG: 0.323 | L7 | | | | | | | | | 3 | 0 | 0 | 0 | 1 | 1 | 1 | | | | | | | | | | | | | | | | | | | | | | |
| 1 Eric Byrnes, R OBP: 0.364, SLG: 0.490 | K | | | | | | | | | 4 | 0 | 1 | 0 | 0 | 1 | 0 | | | | | | | | | | | | | | | | | | | | | | |
| 21 Franklin Gutierrez, R OBP: 0.311, SLG: 0.468 83 Mario Martinez, R | G6-3 | | | | | | | | | 2 | 0 | 0 | 0 | 0 | 0 | 0 | | | | | | | | | | | | | | | | | | | | | | |
| 27 Matt Tuiasosopo, R OBP: 0.373, SLG: 0.553 | G6-3 | | | | | | | | | 3 | 0 | 0 | 0 | 0 | 2 | 3 | | | | | | | | | | | | | | | | | | | | | | |
| 10 Adam Moore, R OBP: 0.409, SLG: 0.395 | | | | | | | | | | 3 | 0 | 0 | 0 | 0 | 2 | 3 | | | | | | | | | | | | | | | | | | | | | | |
| 2 Jack Wilson, R OBP: 0.341, SLG: 0.417 | F8 | | | | | | | | | 3 | 0 | 0 | 0 | 0 | 1 | 0 | | | | | | | | | | | | | | | | | | | | | | |
| Inning Stats | R: 0 H: 1 E: 0 K: 1 S: 10 | H: 0 LOB: 0 BB: 0 P: 18 | R: 0 H: 0 E: 0 K: 1 S: 7 | H: 0 LOB: 0 BB: 0 P: 7 | R: 0 H: 1 E: 0 K: 1 S: 7 | H: 1 LOB: 0 BB: 0 P: 9 | R: 0 H: 0 E: 0 K: 2 S: 7 | H: 0 LOB: 0 BB: 0 P: 12 | R: 0 H: 0 E: 0 K: 1 S: 6 | H: 0 LOB: 0 BB: 1 P: 8 | R: 0 H: 0 E: 0 K: 0 S: 6 | H: 0 LOB: 0 BB: 1 P: 16 | R: 0 H: 2 E: 0 K: 3 S: 14 | H: 2 LOB: 3 BB: 1 P: 22 | R: 0 H: 0 E: 0 K: 1 S: 8 | H: 0 LOB: 0 BB: 0 P: 14 | R: 0 H: 0 E: 0 K: 0 S: 7 | H: 0 LOB: 0 BB: 0 P: 8 | 1B: 3 2B: 1 3B: 0 HR: 0 | SF: 0 SAC: 0 DP: 0 HBP: 0 | WP: 1 PB: 0 SB: 0 CS: 1 | PA: 33 | | | | | | | | | | | | | | | | |
| PITCHER | IP | WLS | BF | H | R | ER | SO | BB | IBB | HBP | BLK | WP | HR | S | P | ERA | WHIP | PITCHER | | | | IP | WLS | BF | H | R | ER | SO | BB | IBB | HBP | BLK | WP | HR | S | P | ERA | WHIP |
| 46 Ryan Dempster, R ERA: 1.69 | 7.0 | W | 26 | 4 | 0 | 0 | 9 | 2 | 0 | 0 | 0 | 1 | 0 | 57 | 92 | 0.00 | 0.857 | | | | | | | | | | | | | | | | | | | | | |
| 29 Jeff Samardzija, R ERA: 5.4 | 1.0 | H | 3 | 0 | 0 | 0 | 1 | 0 | 0 | 0 | 0 | 0 | 0 | 8 | 14 | 0.00 | 0.000 | | | | | | | | | | | | | | | | | | | | | |
| 43 John Grabow, L ERA: 4.66 | 1.0 | S | 3 | 0 | 0 | 0 | 0 | 0 | 0 | 0 | 0 | 0 | 0 | 7 | 8 | 0.00 | 0.000 | | | | | | | | | | | | | | | | | | | | | |

Chicago Cubs @ Seattle Mariners
Peoria Stadium, Peoria, AZ
Sun Mar 28 2010, 4:07 PM - 6:07 PM EDT
Att: 13,629 - Sunny - 77 F

AB 30
R 0
H 4
RBI 0
BB 2
SO 10
LOB 11



| Batter | 1 | 2 | 3 | 4 | 5 | 6 | 7 | 8 | 9 | AB | R | H | RBI | BB | SO | LOB | TOP | | | | | | | | | | | |
|---|------------------------------|----------------------------------|------------------------------|---------------------------------|------------------------------|---------------------------------|------------------------------|---------------------------------|------------------------------|---------------------------------|------------------------------|---------------------------------|------------------------------|----------------------------------|------------------------------|---------------------------------|---|------------------------------|---------------------------------|----------------------------------|------------------------------------|----------------------------------|--------|--|--|--|--|--|
| 6 Drew Stubbs, R OBP: 0.340, SLG: 0.723 17 Laynce Nix, L OBP: 0.250, SLG: 0.571 | F8 | | G5-3 | | G5-3 | | FC4-6 | | F8 | 3 | 0 | 1 | 0 | 0 | 0 | 0 | <p>Cincinnati Reds @ Chicago Cubs Hohokam Park, Mesa, AZ Mon Mar 29 20:10, 4:15 PM - 6:51 PM EDT Att: 10,318 - Partly Cloudy - 80 F</p> <p>livebaseballscores.com</p> <p>AB 35 R 1 H 9 RBI 1 BB 2 SO 10 LOB 19</p>  | | | | | | | | | | | |
| 2 Orlando Cabrera, R OBP: 0.277, SLG: 0.225 3 Aaron Miles, S OBP: 0.179, SLG: 0.154 56 Matt Maloney, L (8, 1) | G6-3 | | G5-3 | | G5-3 | | K | | | 3 | 0 | 0 | 1 | 0 | 0 | 1 | | | | | | | | | | | | |
| 19 Joey Votto, L OBP: 0.407, SLG: 0.556 64 Juan Francisco, L OBP: 0.333, SLG: 0.500 | | | | | G3 | | | K | | 2 | 0 | 2 | 0 | 0 | 0 | 0 | | | | | | | | | | | | |
| 4 Brandon Phillips, R OBP: 0.255, SLG: 0.250 26 Wilkin Castillo, S OBP: 0.320, SLG: 0.417 | | | CS | | G6-3 | | | | | 1 | 0 | 0 | 0 | 1 | 0 | 0 | | | | | | | | | | | | |
| 27 Scott Rolen, R OBP: 0.356, SLG: 0.351 15 Drew Sutton, S OBP: 0.355, SLG: 0.333 | | | | | K | | | | | 3 | 0 | 0 | 0 | 0 | 2 | 3 | | | | | | | | | | | | |
| 32 Jay Bruce, L OBP: 0.311, SLG: 0.488 51 Jared Burton, R | | | | | | | | | | 3 | 0 | 2 | 0 | 0 | 0 | 1 | | | | | | | | | | | | |
| 30 Kip Wells, R | | | | | | | | | | 0 | 0 | 0 | 0 | 0 | 0 | 0 | | | | | | | | | | | | |
| 43 Miguel Rojas, R OBP: 0.200, SLG: 0.200 | | | | | | | | | | 1 | 0 | 0 | 0 | 0 | 1 | 1 | | | | | | | | | | | | |
| 21 Chris Dickerson, L OBP: 0.340, SLG: 0.432 62 Justin Lehr, R | | | | | | | | | | 2 | 0 | 0 | 0 | 0 | 0 | 2 | | | | | | | | | | | | |
| 16 Chris Burke, R OBP: 0.304, SLG: 0.316 | | | | | | | | | | 2 | 0 | 1 | 0 | 0 | 0 | 1 | | | | | | | | | | | | |
| 55 Ramon Hernandez, R OBP: 0.483, SLG: 0.500 37 Corky Miller, R OBP: 0.296, SLG: 0.333 | | | | | | | | | | 2 | 1 | 1 | 0 | 0 | 0 | 1 | | | | | | | | | | | | |
| 46 Carlos Fisher, R Ruben Medina, R 53 Arthur Rhodes, L 31 Jonny Gomes, R OBP: 0.340, SLG: 0.674 | | | | | | | | | | 1 | 0 | 0 | 0 | 0 | 1 | 1 | | | | | | | | | | | | |
| Inning Stats | R: 0 E: 0 K: 1 S: 6 | H: 1 LOB: 2 BB: 1 P: 10 | R: 0 E: 0 K: 1 S: 6 | H: 1 LOB: 1 BB: 0 P: 7 | R: 0 E: 0 K: 0 S: 3 | H: 1 LOB: 0 BB: 0 P: 4 | R: 0 E: 0 K: 1 S: 6 | H: 1 LOB: 1 BB: 0 P: 6 | R: 1 E: 0 K: 1 S: 7 | H: 2 LOB: 1 BB: 0 P: 7 | R: 0 E: 0 K: 1 S: 6 | H: 1 LOB: 1 BB: 0 P: 7 | R: 0 E: 0 K: 2 S: 7 | H: 0 LOB: 1 BB: 1 P: 11 | R: 0 E: 0 K: 2 S: 8 | H: 1 LOB: 1 BB: 0 P: 8 | | R: 0 E: 0 K: 1 S: 6 | H: 1 LOB: 1 BB: 0 P: 6 | 1B: 7 2B: 2 3B: 0 HR: 0 | SF: 0 SAC: 0 DP: 0 HBP: 0 | WP: 3 PB: 0 SB: 1 CS: 1 | PA: 38 | | | | | |
| PITCHER | IP | WLS | BF | H | R | ER | SO | BB | IBB | HBP | BLK | WP | HR | S | P | ERA | | WHIP | PITCHER | | | | | | | | | |
| 36 Randy Wells, R ERA: 4.42 64 Justin Berg, R ERA: 1.13 45 Sean Marshall, L ERA: 1.38 76 James Russell, L ERA: | 5.2 | W | 24 | 7 | 1 | 1 | 5 | 1 | 0 | 0 | 0 | 2 | 0 | 33 | 40 | 1.59 | | 1.412 | | | | | | | | | | |

| Batter | 1 | 2 | 3 | 4 | 5 | 6 | 7 | 8 | 9 | AB | R | H | RBI | BB | SO | LOB | BOTTOM | | | | | | | | | | | | |
|--|-------------------------------|----------------------------------|------------------------------|----------------------------------|------------------------------|---------------------------------|------------------------------|---------------------------------|------------------------------|---------------------------------|------------------------------|---------------------------------|------------------------------|---------------------------------|-------------------------------|----------------------------------|---|----------------------------------|------------------------------------|----------------------------------|--------|--|--|--|--|--|--|--|--|
| 2 Ryan Theriot, R OBP: 0.474, SLG: 0.471 27 Sam Fuld, L OBP: 0.216, SLG: 0.265 | | | | | L9 | | | | | 4 | 1 | 3 | 0 | 0 | 0 | 1 | <p>Cincinnati Reds @ Chicago Cubs Hohokam Park, Mesa, AZ Mon Mar 29 20:10, 4:15 PM - 6:51 PM EDT Att: 10,318 - Partly Cloudy - 80 F</p> <p>livebaseballscores.com</p> <p>AB 32 R 8 H 10 RBI 8 BB 4 SO 8 LOB 11</p>  | | | | | | | | | | | | |
| 1 Kosuke Fukudome, L OBP: 0.407, SLG: 0.419 59 Brett Jackson, L OBP: 0.750, SLG: 1.000 | | | | | | | | | | 2 | 0 | 0 | 1 | 2 | 1 | 1 | | | | | | | | | | | | | |
| 21 Tyler Colvin, L OBP: 0.455, SLG: 0.697 | | | | | | | | | | 4 | 1 | 1 | 2 | 0 | 1 | 4 | | | | | | | | | | | | | |
| 24 Marlon Byrd, R OBP: 0.365, SLG: 0.612 75 Chris Robinson, R OBP: 0.425, SLG: 0.590 | | | | | | | | | | 4 | 1 | 1 | 2 | 0 | 0 | 2 | | | | | | | | | | | | | |
| 6 Micah Hoffpauir, L OBP: 0.327, SLG: 0.348 | | | | | | | | | | 3 | 1 | 1 | 0 | 1 | 2 | 0 | | | | | | | | | | | | | |
| 17 Mike Fontenot, L OBP: 0.397, SLG: 0.528 | | | | | | | | | | 4 | 1 | 2 | 2 | 0 | 0 | 1 | | | | | | | | | | | | | |
| 9 Chad Tracy, L OBP: 0.333, SLG: 0.324 45 Sean Marshall, L | | | | | | | | | | 3 | 0 | 0 | 0 | 0 | 2 | 1 | | | | | | | | | | | | | |
| 15 Kevin Millar, R OBP: 0.405, SLG: 0.364 76 James Russell, L | | | | | | | | | | 0 | 0 | 0 | 0 | 0 | 0 | 0 | | | | | | | | | | | | | |
| 18 Geovany Soto, R OBP: 0.415, SLG: 0.281 86 Junior Lake, R (8, 6) | | | | | | | | | | 1 | 0 | 0 | 0 | 1 | 1 | 0 | | | | | | | | | | | | | |
| 36 Randy Wells, R 64 Justin Berg, R 28 Jeff Baker, R OBP: 0.308, SLG: 0.426 | | | | | | | | | | 2 | 0 | 0 | 0 | 0 | 0 | 1 | | | | | | | | | | | | | |
| Inning Stats | R: 3 E: 0 K: 2 S: 11 | H: 4 LOB: 1 BB: 0 P: 12 | R: 0 E: 0 K: 1 S: 6 | H: 1 LOB: 2 BB: 1 P: 10 | R: 0 E: 0 K: 1 S: 5 | H: 0 LOB: 0 BB: 0 P: 5 | R: 0 E: 0 K: 1 S: 5 | H: 0 LOB: 1 BB: 1 P: 9 | R: 0 E: 0 K: 2 S: 7 | H: 0 LOB: 0 BB: 0 P: 7 | R: 0 E: 0 K: 0 S: 2 | H: 0 LOB: 0 BB: 1 P: 6 | R: 2 E: 0 K: 0 S: 4 | H: 2 LOB: 2 BB: 1 P: 9 | R: 3 E: 0 K: 1 S: 10 | H: 3 LOB: 0 BB: 0 P: 13 | | 1B: 6 2B: 1 3B: 0 HR: 3 | SF: 0 SAC: 0 DP: 2 HBP: 1 | WP: 0 PB: 0 SB: 0 CS: 0 | PA: 37 | | | | | | | | |
| PITCHER | IP | WLS | BF | H | R | ER | SO | BB | IBB | HBP | BLK | WP | HR | S | P | ERA | | WHIP | PITCHER | | | | | | | | | | |
| 46 Carlos Fisher, R ERA: 10.38 Ruben Medina, R 53 Arthur Rhodes, L ERA: 62 Justin Lehr, R ERA: 3.14 51 Jared Burton, R ERA: 5.14 | 1.2 | L | 10 | 5 | 3 | 3 | 3 | 0 | 0 | 0 | 0 | 0 | 0 | 1 | 16 | 17 | | 16.20 | 3.000 | | | | | | | | | | |
| 30 Kip Wells, R ERA: 8.71 56 Matt Maloney, L ERA: 6.64 | 1.0 | | 6 | 3 | 3 | 3 | 1 | 0 | 0 | 0 | 0 | 0 | 2 | 2 | 2 | 0 | | 27.00 | 3.000 | | | | | | | | | | |

| Batter | 1 | 2 | 3 | 4 | 5 | 6 | 7 | 8 | 9 | AB | R | H | RBI | BB | SO | LOB | TOP | | | | | |
|---|---|----------------------------------|------------------------------|---------------------------------|-------------------------------|----------------------------------|------------------------------|----------------------------------|------------------------------|---------------------------------|------------------------------|---------------------------------|-------------------------------|----------------------------------|-------------------------------|----------------------------------|--|----------------------------------|----------------------------------|------------------------------------|----------------------------------|--------|
| 2 Ryan Theriot, R (1, 6) 77 DJ LeMahieu, R (6, 6) | G6-3 | | 21 3B | | | F7 | | G4-3 | | 3 | 1 | 1 | 1 | 0 | 0 | 0 | Chicago Cubs @ San Francisco Giants Scottsdale Stadium, Scottsdale, AZ Tue Mar 30 2010, 4:07 PM - 6:39 PM EDT Att: 11,447 - Sunny - 77 F | | | | | |
| 21 Tyler Colvin, L (1, 9) OBP: 0.457, SLG: 0.714 | F7 | | 3B | | | G3 | | 9 HR | | 4 | 1 | 2 | 1 | 0 | 0 | 0 | | | | | | |
| 25 Derrek Lee, R (1, 3) 9 Chad Tracy, L (7, 3) OBP: 0.349, SLG: 0.421 | F8 | | G6-3 | | | K | | HR | | 3 | 0 | 0 | 0 | 0 | 1 | 1 | | | | | | |
| 16 Aramis Ramirez, R (1, 5) 61 Logan Watkins, L (7, PR) OBP: 0.353, SLG: 0.533 | F7 | | | | K | | 24 2B 17 1B | 28 S | | 3 | 0 | 1 | 0 | 0 | 1 | 0 | | | | | | |
| 24 Marlon Byrd, R (1, 8) 28 Jeff Baker, R (7, 5) OBP: 0.302, SLG: 0.417 | K | | | | P4 | | 17 1B | K | | 3 | 0 | 1 | 0 | 0 | 1 | 0 | | | | | | |
| 12 Alfonso Soriano, R (1, 7) 56 Brad Snyder, L (7, 9) OBP: 0.476, SLG: 0.588 | G5-3 | | | | F9 | | P4 | | | 3 | 0 | 0 | 0 | 0 | 0 | 3 | | | | | | |
| 17 Mike Fontenot, L (1, 4) 53 Richard Jones, L (7, 7) | | | 2 WP 2 1B | | | F7 | | P6 | | 2 | 1 | 1 | 1 | 1 | 0 | 0 | | | | | | |
| 55 Koyie Hill, S (1, 2) | | | K | | | F8 | | K | | 4 | 0 | 0 | 0 | 0 | 2 | 4 | | | | | | |
| 32 Tom Gorzelanny, R (1, 1) 18 Geovany Soto, R (8, PH) 49 Carlos Marmol, R (8, 1) 43 John Grabow, L (9, 1) | B3 | | | | | P5 | | K | | 2 | 0 | 0 | 0 | 0 | 0 | 1 | | | | | | |
| | | | | | | | | F9 | | 1 | 0 | 0 | 0 | 0 | 1 | 0 | | | | | | |
| | | | | | | | | | | 0 | 0 | 0 | 0 | 0 | 0 | 1 | | | | | | |
| Inning Stats | R: 0 E: 0 K: 0 S: 7 | H: 0 LOB: 0 BB: 0 P: 12 | R: 0 E: 0 K: 1 S: 7 | H: 0 LOB: 0 BB: 0 P: 9 | R: 2 E: 0 K: 1 S: 16 | H: 2 LOB: 1 BB: 1 P: 29 | R: 0 E: 0 K: 1 S: 8 | H: 0 LOB: 0 BB: 0 P: 10 | R: 0 E: 0 K: 0 S: 3 | H: 0 LOB: 0 BB: 0 P: 3 | R: 0 E: 0 K: 1 S: 6 | H: 0 LOB: 0 BB: 0 P: 8 | R: 1 E: 0 K: 0 S: 11 | H: 3 LOB: 2 BB: 0 P: 17 | R: 2 E: 0 K: 2 S: 13 | H: 3 LOB: 1 BB: 0 P: 17 | R: 0 E: 0 K: 1 S: 8 | H: 1 LOB: 1 BB: 0 P: 10 | 1B: 6 2B: 1 3B: 1 HR: 1 | SF: 0 SAC: 0 DP: 0 HBP: 0 | WP: 1 PB: 0 SB: 1 CS: 0 | PA: 36 |
| PITCHER | IP WLS BF H R ER SO BB IBB HBP BLK WP HR S P ERA WHIP | | | | | | | | | | | | | | | | | | | | | |
| 37 Todd Wellemeyer, R (1, 1) ERA: 2.0 | 7.0 | 26 | 5 | 3 | 3 | 4 | 1 | 0 | 0 | 0 | 0 | 0 | 0 | 0 | 0 | 0 | 1 | 0 | 58 | 88 | 3.86 | 0.857 |
| 45 Dan Runzler, L (8, 1) ERA: | 0.2 | 2 | 0 | 0 | 0 | 1 | 0 | 0 | 0 | 0 | 0 | 0 | 0 | 0 | 0 | 0 | 0 | 0 | 4 | 4 | 0.00 | 0.000 |
| 59 Guillermo Mota, R (8, 1) ERA: 4.82 | 0.1 | L 4 | 3 | 2 | 2 | 1 | 0 | 0 | 0 | 0 | 0 | 0 | 0 | 0 | 0 | 0 | 0 | 1 | 9 | 13 | 54.00 | 9.000 |
| 41 Jeremy Affeldt, L (9, 1) ERA: 1.86 | 0.1 | 2 | 1 | 0 | 0 | 0 | 0 | 0 | 0 | 0 | 0 | 0 | 0 | 0 | 0 | 0 | 0 | 0 | 4 | 6 | 0.00 | 3.000 |
| 38 Brian Wilson, R (9, 1) ERA: 1.42 | 0.2 | 2 | 0 | 0 | 0 | 1 | 0 | 0 | 0 | 0 | 0 | 0 | 0 | 0 | 0 | 0 | 0 | 0 | 4 | 4 | 0.00 | 0.000 |

| Batter | 1 | 2 | 3 | 4 | 5 | 6 | 7 | 8 | 9 | AB | R | H | RBI | BB | SO | LOB | BOTTOM | | | | | |
|--|---|----------------------------------|------------------------------|---------------------------------|-------------------------------|----------------------------------|-------------------------------|----------------------------------|------------------------------|---------------------------------|-------------------------------|----------------------------------|------------------------------|---------------------------------|------------------------------|----------------------------------|--|----------------------------------|----------------------------------|------------------------------------|----------------------------------|--------|
| 33 Aaron Rowand, R (1, 8) 12 Nate Schierholz, L (6, 9) OBP: 0.544, SLG: 0.708 | 16 G6-3 48 G4-3 | | 2B | | | G3 | | | | 3 | 1 | 3 | 0 | 0 | 0 | 0 | Chicago Cubs @ San Francisco Giants Scottsdale Stadium, Scottsdale, AZ Tue Mar 30 2010, 4:07 PM - 6:39 PM EDT Att: 11,447 - Sunny - 77 F | | | | | |
| 16 Edgar Renteria, R (1, 6) 34 Matt Downs, R (9, 4) OBP: 0.442, SLG: 0.526 | G6-3 | | G6-3 | | | G4-3 | | G5-3 | | 4 | 0 | 0 | 0 | 0 | 0 | 2 | | | | | | |
| 48 Pablo Sandoval, S (1, 5) 79 Brandon Crawford, L (9, 6) OBP: 0.316, SLG: 0.313 | G4-3 | | G1-4-3 | | | G6-3 | | F8 | | 4 | 0 | 0 | 1 | 0 | 0 | 1 | | | | | | |
| 17 Aubrey Huff, L (1, 3) 29 Ryan Rohlinger, R (8, PR) OBP: 0.236, SLG: 0.184 | K | | | | | F7 | | 7 E | | 3 | 1 | 1 | 0 | 1 | 1 | 0 | | | | | | |
| 7 Mark DeRosa, R (1, 7) 41 Jeremy Affeldt, L (9, 1) 38 Brian Wilson, R (9, 1) | F8 | | | | | HR | | G1-3 | | 4 | 1 | 2 | 2 | 0 | 0 | 1 | | | | | | |
| 1 Bengie Molina, R (1, 2) OBP: 0.389, SLG: 0.510 | L5 | | | | | F7 | | | | 0 | 0 | 0 | 0 | 0 | 0 | 0 | | | | | | |
| 5 Juan Uribe, R (1, 4) 45 Dan Runzler, L (8, 1) 59 Guillermo Mota, R (8, 1) 28 Buster Posey, R (9, 3) OBP: 0.373, SLG: 0.490 | | | | | | G5-3 | | 56 SH5-4 | | 3 | 0 | 2 | 0 | 0 | 0 | 0 | | | | | | |
| 56 Andres Torres, S (1, 9) OBP: 0.406, SLG: 0.547 | F9 | | | | | F9 | | SH5-4 | | 3 | 0 | 1 | 0 | 0 | 0 | 1 | | | | | | |
| 37 Todd Wellemeyer, R (1, 1) 8 Eugenio Velez, S (7, PH) OBP: 0.328, SLG: 0.368 | | | | | | K | | G5-3 | | 2 | 0 | 0 | 0 | 0 | 1 | 0 | | | | | | |
| | | | | | | | | G6-3 | | 2 | 0 | 0 | 0 | 0 | 0 | 2 | | | | | | |
| Inning Stats | R: 1 E: 0 K: 1 S: 9 | H: 1 LOB: 0 BB: 0 P: 11 | R: 0 E: 0 K: 0 S: 7 | H: 1 LOB: 1 BB: 0 P: 9 | R: 0 E: 0 K: 1 S: 11 | H: 1 LOB: 1 BB: 0 P: 16 | R: 2 E: 0 K: 0 S: 11 | H: 2 LOB: 0 BB: 0 P: 18 | R: 0 E: 0 K: 0 S: 4 | H: 1 LOB: 1 BB: 0 P: 5 | R: 0 E: 0 K: 0 S: 10 | H: 1 LOB: 1 BB: 0 P: 13 | R: 0 E: 0 K: 0 S: 4 | H: 1 LOB: 1 BB: 0 P: 4 | R: 0 E: 1 K: 0 S: 9 | H: 0 LOB: 2 BB: 1 P: 18 | R: 0 E: 0 K: 0 S: 11 | H: 1 LOB: 1 BB: 0 P: 19 | 1B: 4 2B: 4 3B: 0 HR: 1 | SF: 0 SAC: 1 DP: 0 HBP: 0 | WP: 0 PB: 0 SB: 0 CS: 0 | PA: 36 |
| PITCHER | IP WLS BF H R ER SO BB IBB HBP BLK WP HR S P ERA WHIP | | | | | | | | | | | | | | | | | | | | | |
| 32 Tom Gorzelanny, L (1, 1) ERA: 3.32 | 7.0 | W 28 | 8 | 3 | 3 | 2 | 1 | 0 | 0 | 0 | 0 | 0 | 0 | 0 | 0 | 0 | 1 | 0 | 56 | 76 | 3.86 | 1.143 |
| 49 Carlos Marmol, R (8, 1) ERA: 4.35 | 1.1 | H 5 | 0 | 0 | 0 | 0 | 1 | 0 | 0 | 0 | 0 | 0 | 0 | 0 | 0 | 0 | 0 | 0 | 11 | 20 | 0.00 | 0.750 |
| 43 John Grabow, L (9, 1) ERA: 4.35 | 0.2 | S 3 | 1 | 0 | 0 | 0 | 0 | 0 | 0 | 0 | 0 | 0 | 0 | 0 | 0 | 0 | 0 | 0 | 9 | 17 | 0.00 | 1.500 |



| Batter | 1 | 2 | 3 | 4 | 5 | 6 | 7 | 8 | 9 | AB | R | H | RBI | BB | SO | LOB | TOP | | | | | |
|---|---|--|--|--|---|--|--|----------------------------------|------------------------------|---------------------------------|-------------------------------|----------------------------------|------------------------------|----------------------------------|-------------------------------|----------------------------------|------------------------------|---------------------------------|----------------------------------|------------------------------------|--|--|
| 24 Dexter Fowler, S OBP: 0.400, SLG: 0.318 | F9 | | G1-3 | | G4-3 | | | FC9-6 19 1B BB | | 3 | 0 | 0 | 0 | 1 | 0 | 1 | | | | | | |
| 19 Ryan Spillborghs, R OBP: 0.393, SLG: 0.480 | 1B | | | F9 | | 17 CS 1B | | FC9-6 1B | | 4 | 0 | 3 | 0 | 0 | 0 | 0 | | | | | | |
| 17 Todd Helton, L OBP: 0.370, SLG: 0.458 | F8 | | | L7 | | 1-2 K | | F7 | | 4 | 0 | 0 | 0 | 0 | 1 | 4 | | | | | | |
| 2 Troy Tulowitzki, R Hector Gomez, R OBP: 0.429, SLG: 0.727 OBP: 0.400, SLG: 0.611 | L1 | | | 1B | | 7 1B K | | FC9-6 | | 3 | 0 | 1 | 0 | 0 | 1 | 1 | | | | | | |
| 7 Seth Smith, L 15 Jay Payton, R OBP: 0.386, SLG: 0.510 OBP: 0.275, SLG: 0.320 | | 1B | | | | | | L7 | | 3 | 0 | 2 | 0 | 0 | 0 | 0 | | | | | | |
| 21 Miguel Olivo, R 66 Jordan Pacheco, R OBP: 0.357, SLG: 0.513 OBP: 0.667, SLG: 0.875 | | G6-3 | | | P4 | | | 9 BB 1B | | 3 | 0 | 1 | 0 | 0 | 0 | 2 | | | | | | |
| 9 Ian Stewart, L Eric Young Jr., S OBP: 0.400, SLG: 0.549 OBP: 0.313, SLG: 0.431 | | | P6 | | | 26 G6-3 2B | | BB | | 2 | 0 | 1 | 0 | 1 | 0 | 0 | | | | | | |
| 18 Jonathan Herrera, S OBP: 0.468, SLG: 0.471 | | | G4-3 | | F8 | | | 1B | | 4 | 0 | 1 | 0 | 0 | 1 | 3 | | | | | | |
| 26 Jeff Francis, L 31 Matt Daley, R 23 Jason Giambi, L 97 Joe Beimel, L 32 Justin Speier, R 6 Melvin Mora, R OBP: 0.307, SLG: 0.378 | | | K | | G6-3 | | | G3-1 | | 2 | 0 | 0 | 0 | 0 | 1 | 1 | | | | | | |
| Inning Stats | R: 0 E: 0 K: 0 S: 9 | H: 1 LOB: 1 BB: 0 P: 13 | R: 0 E: 0 K: 0 S: 10 | H: 1 LOB: 0 BB: 0 P: 16 | R: 0 E: 0 K: 1 S: 7 | H: 0 LOB: 0 BB: 0 P: 10 | R: 0 E: 0 K: 0 S: 13 | H: 2 LOB: 2 BB: 0 P: 18 | R: 0 E: 0 K: 0 S: 5 | H: 1 LOB: 0 BB: 0 P: 9 | R: 0 E: 0 K: 2 S: 10 | H: 1 LOB: 0 BB: 0 P: 14 | R: 0 E: 0 K: 1 S: 8 | H: 1 LOB: 2 BB: 1 P: 12 | R: 0 E: 0 K: 0 S: 14 | H: 1 LOB: 2 BB: 0 P: 21 | R: 0 E: 0 K: 0 S: 8 | H: 2 LOB: 1 BB: 0 P: 9 | 1B: 9 2B: 1 3B: 0 HR: 0 | SF: 0 SAC: 0 DP: 1 HBP: 0 | WP: 0 PA: 36 PB: 0 SB: 0 CS: 1 | |
| PITCHER | IP WLS BF H R ER SO BB IBB HBP BLK WP HR S P ERA WHIP | 5.0 W 2 0 0 0 1 0 0 0 0 0 0 48 73 0.00 1.200 | 1.0 W 2 0 0 0 2 0 0 0 0 0 0 6 7 0.00 0.000 | 0.1 H 2 1 0 0 0 0 0 0 0 0 0 2 2 0.00 3.000 | 0.2 H 3 0 0 0 1 1 0 0 0 0 0 6 10 0.00 1.500 | 1.0 H 5 1 0 0 0 1 0 0 0 0 0 14 21 0.00 2.000 | 1.0 S 4 2 0 0 0 0 0 0 0 0 0 8 9 0.00 2.000 | | | | | | | | | | | | | | | |

Colorado Rockies @ Chicago Cubs
Hohokam Park, Mesa, AZ
Thu Apr 01 2010, 4:05 PM - 6:27 PM EDT
Att: 10,005 - Partly Cloudy - 64 F

| | |
|-----|----|
| AB | 34 |
| R | 0 |
| H | 10 |
| RBI | 0 |
| BB | 2 |
| SO | 4 |
| LOB | 20 |



| Batter | 1 | 2 | 3 | 4 | 5 | 6 | 7 | 8 | 9 | AB | R | H | RBI | BB | SO | LOB | BOTTOM | | | | | |
|--|---|---|--|--|------------------------------|----------------------------------|------------------------------|----------------------------------|-------------------------------|----------------------------------|------------------------------|---------------------------------|------------------------------|---------------------------------|----------------------------------|------------------------------------|--|--|--|--|--|--|
| 2 Ryan Theriot, R Hak-Ju Lee, L OBP: 0.439, SLG: 0.424 OBP: 0.200, SLG: 0.400 | G4-3 | | G6-3 | | G3-6 1 BB | | P5 | | | 2 | 0 | 0 | 0 | 1 | 0 | 0 | | | | | | |
| 1 Kosuke Fukudome, L 81 Smally Borges, R OBP: 0.377, SLG: 0.380 | L8 | | F9 | | G3-6 1-2 | | | G6-3 | | 4 | 0 | 0 | 0 | 0 | 0 | 1 | | | | | | |
| 25 Derrek Lee, R 59 Brett Jackson, L OBP: 0.298, SLG: 0.486 OBP: 0.667, SLG: 0.750 | G1-3 | | G5-3 | | | | | F9 | | 3 | 0 | 1 | 0 | 0 | 0 | 0 | | | | | | |
| 16 Aramis Ramirez, R 9 Chad Tracy, L OBP: 0.263, SLG: 0.306 OBP: 0.397, SLG: 0.432 | | K | | | HBP | | | E9 1B | | 1 | 0 | 0 | 0 | 0 | 1 | 0 | | | | | | |
| 24 Marlon Byrd, R 4 Bryan LaHair, L OBP: 0.344, SLG: 0.569 OBP: 0.278, SLG: 0.529 | | 28 S 12 1B 1B | | | G6-4-3 1-2 | | | K | | 3 | 0 | 1 | 0 | 0 | 1 | 2 | | | | | | |
| 12 Alfonso Soriano, R 29 Jeff Samardzija, R 43 John Grabow, L Jeff Gray, R 33 Esmalin Caridad, R OBP: 0.289, SLG: 0.444 | | | | | 28 BB 1B | | | P2 | | 3 | 1 | 3 | 2 | 0 | 0 | 0 | | | | | | |
| 28 Jeff Baker, R 17 Mike Fontenot, L OBP: 0.304, SLG: 0.400 OBP: 0.397, SLG: 0.509 | | | | | 1B | | | HR | | 2 | 0 | 0 | 0 | 1 | 1 | 3 | | | | | | |
| 18 Geovany Soto, R 55 Koyie Hill, S OBP: 0.413, SLG: 0.257 OBP: 0.195, SLG: 0.132 | | | | | BB | | | G5-3 | | 0 | 0 | 0 | 0 | 0 | 0 | 0 | | | | | | |
| 52 Carlos Silva, R 49 Carlos Marmol, R 21 Tyler Colvin, L OBP: 0.453, SLG: 0.707 | | | | | G6-3 | | | F9 | | 0 | 0 | 0 | 0 | 1 | 0 | 0 | | | | | | |
| | | | | | | | | | | 2 | 0 | 0 | 0 | 0 | 1 | 3 | | | | | | |
| | | | | | | | | | | 0 | 0 | 0 | 0 | 0 | 0 | 0 | | | | | | |
| | | | | | | | | | | 1 | 0 | 0 | 0 | 0 | 1 | 0 | | | | | | |
| Inning Stats | R: 0 E: 0 K: 0 S: 5 | H: 0 LOB: 0 BB: 0 P: 9 | R: 0 E: 0 K: 3 S: 17 | H: 2 LOB: 3 BB: 1 P: 27 | R: 0 E: 0 K: 0 S: 7 | H: 0 LOB: 0 BB: 0 P: 12 | R: 0 E: 0 K: 0 S: 7 | H: 1 LOB: 2 BB: 1 P: 13 | R: 0 E: 0 K: 2 S: 14 | H: 2 LOB: 1 BB: 0 P: 17 | R: 0 E: 0 K: 1 S: 5 | H: 0 LOB: 0 BB: 0 P: 5 | R: 0 E: 1 K: 0 S: 7 | H: 1 LOB: 1 BB: 0 P: 9 | 1B: 4 2B: 1 3B: 0 HR: 1 | SF: 0 SAC: 0 DP: 2 HBP: 1 | WP: 0 PA: 32 PB: 0 SB: 2 CS: 0 | | | | | |
| PITCHER | IP WLS BF H R ER SO BB IBB HBP BLK WP HR S P ERA WHIP | 5.0 L 5 2 2 2 2 0 0 0 0 0 1 14 17 18.00 2.000 | 1.0 L 3 0 0 0 1 0 0 0 0 0 0 5 5 0.00 0.000 | 1.0 L 4 1 0 0 0 0 0 0 0 0 0 7 9 0.00 1.000 | | | | | | | | | | | | | | | | | | |

Colorado Rockies @ Chicago Cubs
Hohokam Park, Mesa, AZ
Thu Apr 01 2010, 4:05 PM - 6:27 PM EDT
Att: 10,005 - Partly Cloudy - 64 F

| | |
|-----|----|
| AB | 28 |
| R | 2 |
| H | 6 |
| RBI | 2 |
| BB | 3 |
| SO | 6 |
| LOB | 13 |



| Batter | 1 | 2 | 3 | 4 | 5 | 6 | 7 | 8 | 9 | AB | R | H | RBI | BB | SO | LOB | TOP | | | |
|--|---|----------------------------------|------------------------------|----------------------------------|-------------------------------|----------------------------------|------------------------------|---------------------------------|------------------------------|---------------------------------|------------------------------|----------------------------------|-------------------------------|----------------------------------|------------------------------|----------------------------------|--|------------------------------------|----------------------------------|--------|
| 2 Ryan Theriot, R (1,6) | | | | | | | | | | 4 | 0 | 0 | 0 | 0 | 1 | 1 | Chicago Cubs @ Atlanta Braves Turner Field, Atlanta, GA Mon Apr 05 2010, 4:13 PM - 6:58 PM EDT Att: 53,081 - Sunny - 86 F | | | |
| 1 Kosuke Fukudome, L (1,9) OBP: 0.750, SLG: 1.000 | | | | | | | | | | 3 | 2 | 2 | 0 | 1 | 0 | 0 | | | | |
| 25 Derrek Lee, R (1,3) | | | | | | | | | | 3 | 1 | 0 | 0 | 1 | 1 | 2 | | | | |
| 16 Aramis Ramirez, R (1,5) OBP: 0.500, SLG: 1.250 | | | | | | | | | | 4 | 1 | 2 | 2 | 0 | 1 | 2 | | | | |
| 24 Marlon Byrd, R (1,8) OBP: 0.250, SLG: 1.000 | | | | | | | | | | 4 | 1 | 1 | 3 | 0 | 1 | 1 | | | | |
| 12 Alfonso Soriano, R (1,7) | | | | | | | | | | 4 | 0 | 0 | 0 | 0 | 2 | 0 | | | | |
| 17 Mike Fontenot, L (1,4) | | | | | | | | | | 3 | 0 | 0 | 0 | 0 | 0 | 0 | | | | |
| 18 Geovany Soto, R (1,2) | | | | | | | | | | 3 | 0 | 0 | 0 | 0 | 1 | 0 | | | | |
| 38 Carlos Zambrano, S (1,1) | | | | | | | | | | 1 | 0 | 0 | 0 | 0 | 0 | 0 | | | | |
| 45 Sean Marshall, L (2,1) | | | | | | | | | | 0 | 0 | 0 | 0 | 0 | 0 | 0 | | | | |
| 9 Chad Tracy, L (5,PH) | | | | | | | | | | 0 | 0 | 0 | 0 | 1 | 0 | 0 | | | | |
| 40 James Russell, L (5,1) | | | | | | | | | | 0 | 0 | 0 | 0 | 0 | 0 | 0 | | | | |
| 21 Tyler Colvin, L (7,PH) | | | | | | | | | | 1 | 0 | 0 | 0 | 0 | 0 | 0 | | | | |
| 29 Jeff Samardzija, R (7,1) | | | | | | | | | | 0 | 0 | 0 | 0 | 0 | 0 | 0 | | | | |
| 64 Justin Berg, R (7,1) | | | | | | | | | | 0 | 0 | 0 | 0 | 0 | 0 | 0 | | | | |
| 43 John Grabow, L (8,1) | | | | | | | | | | 0 | 0 | 0 | 0 | 0 | 0 | 0 | | | | |
| Inning Stats | R: 3 E: 0 K: 0 S: 9 | H: 2 LOB: 0 BB: 1 P: 18 | R: 0 E: 0 K: 0 S: 6 | H: 0 LOB: 0 BB: 0 P: 12 | R: 2 E: 0 K: 1 S: 11 | H: 2 LOB: 0 BB: 0 P: 18 | R: 0 E: 0 K: 0 S: 5 | H: 0 LOB: 0 BB: 0 P: 7 | R: 0 E: 0 K: 1 S: 7 | H: 1 LOB: 0 BB: 0 P: 9 | R: 0 E: 0 K: 1 S: 7 | H: 0 LOB: 0 BB: 0 P: 10 | R: 0 E: 0 K: 2 S: 10 | H: 0 LOB: 0 BB: 0 P: 17 | R: 0 E: 0 K: 2 S: 8 | H: 0 LOB: 0 BB: 0 P: 11 | 1B: 2 2B: 3 3B: 0 HR: 2 | SF: 0 SAC: 0 DP: 2 HBP: 0 | WP: 0 PB: 0 SB: 0 CS: 0 | PA: 33 |
| PITCHER | IP WLS BF H R ER SO BB IBB HBP BLK WP HR S P ERA WHIP | | | | | | | | | | | | | | | | | | | |
| 32 Derek Lowe, R (1,1) ERA: 7.5 | 6.0 W 24 5 5 5 2 3 0 0 0 0 0 2 44 78 7.50 1.333 | | | | | | | | | | | | | | | | | | | |
| 58 Peter Moylan, R (7,1) ERA: | 1.0 H 3 0 0 0 1 0 0 0 0 0 0 7 10 0.00 0.000 | | | | | | | | | | | | | | | | | | | |
| 40 Takashi Saito, R (8,1) ERA: | 1.0 3 0 0 0 2 0 0 0 0 0 0 10 17 0.00 0.000 | | | | | | | | | | | | | | | | | | | |
| 13 Billy Wagner, L (9,1) ERA: | 1.0 3 0 0 0 2 0 0 0 0 0 0 8 11 0.00 0.000 | | | | | | | | | | | | | | | | | | | |

Chicago Cubs @ Atlanta Braves
Turner Field, Atlanta, GA
Mon Apr 05 2010, 4:13 PM - 6:58 PM EDT
Att: 53,081 - Sunny - 86 F

AB 30
R 5
H 5
RBI 5
BB 3
SO 7
LOB 6



| Batter | 1 | 2 | 3 | 4 | 5 | 6 | 7 | 8 | 9 | AB | R | H | RBI | BB | SO | LOB | BOTTOM | | | |
|---|---|----------------------------------|-------------------------------|----------------------------------|------------------------------|----------------------------------|------------------------------|----------------------------------|-------------------------------|----------------------------------|-------------------------------|----------------------------------|-------------------------------|----------------------------------|-------------------------------|----------------------------------|--|------------------------------------|----------------------------------|--------|
| 53 Melky Cabrera, S (1,7) | | | | | | | | | | 5 | 1 | 0 | 0 | 1 | 0 | 5 | Chicago Cubs @ Atlanta Braves Turner Field, Atlanta, GA Mon Apr 05 2010, 4:13 PM - 6:58 PM EDT Att: 53,081 - Sunny - 86 F | | | |
| 14 Martin Prado, R (1,4) OBP: 0.600, SLG: 0.500 | | | | | | | | | | 4 | 2 | 2 | 1 | 0 | 1 | 1 | | | | |
| 10 Chipper Jones, S (1,5) OBP: 0.400, SLG: 0.250 | | | | | | | | | | 4 | 2 | 1 | 1 | 1 | 1 | 1 | | | | |
| 40 Takashi Saito, L (8,1) | | | | | | | | | | 0 | 0 | 0 | 0 | 0 | 0 | 0 | | | | |
| 8 David Ross, R (9,2) | | | | | | | | | | 0 | 0 | 0 | 0 | 0 | 0 | 0 | | | | |
| 16 Brian McCann, L (1,2) OBP: 0.800, SLG: 1.667 | | | | | | | | | | 3 | 3 | 2 | 1 | 2 | 0 | 0 | | | | |
| 7 Brooks Conrad, S (8,PR) | | | | | | | | | | 0 | 1 | 0 | 0 | 0 | 0 | 0 | | | | |
| 13 Billy Wagner, L (9,1) | | | | | | | | | | 0 | 0 | 0 | 0 | 0 | 0 | 0 | | | | |
| 25 Troy Glaus, R (1,3) OBP: 0.600, SLG: 0.333 | | | | | | | | | | 3 | 2 | 1 | 0 | 2 | 2 | 3 | | | | |
| 19 Yunel Escobar, R (1,6) OBP: 0.400, SLG: 0.600 | | | | | | | | | | 5 | 2 | 2 | 5 | 0 | 0 | 3 | | | | |
| 22 Jason Heyward, L (1,9) OBP: 0.400, SLG: 1.000 | | | | | | | | | | 5 | 2 | 2 | 4 | 0 | 1 | 1 | | | | |
| 24 Nate McLouth, L (1,8) OBP: 0.600, SLG: 0.333 | | | | | | | | | | 3 | 0 | 1 | 0 | 2 | 2 | 1 | | | | |
| 32 Derek Lowe, R (1,1) | | | | | | | | | | 1 | 0 | 0 | 0 | 0 | 1 | 0 | | | | |
| 58 Peter Moylan, R (7,1) ERA: | | | | | | | | | | 0 | 0 | 0 | 0 | 0 | 0 | 0 | | | | |
| 20 Eric Hinske, L (7,PH) OBP: 1.000, SLG: 3.000 | | | | | | | | | | 1 | 1 | 1 | 1 | 0 | 0 | 0 | | | | |
| 4 Omar Infante, R (8,5) | | | | | | | | | | 1 | 0 | 0 | 1 | 0 | 0 | 2 | | | | |
| Inning Stats | R: 6 E: 0 K: 1 S: 23 | H: 5 LOB: 1 BB: 2 P: 39 | R: 2 E: 1 K: 1 S: 14 | H: 1 LOB: 0 BB: 0 P: 21 | R: 0 E: 0 K: 2 S: 9 | H: 0 LOB: 0 BB: 0 P: 13 | R: 0 E: 0 K: 2 S: 7 | H: 0 LOB: 0 BB: 0 P: 13 | R: 0 E: 0 K: 1 S: 11 | H: 1 LOB: 1 BB: 0 P: 14 | R: 0 E: 0 K: 0 S: 11 | H: 1 LOB: 1 BB: 3 P: 35 | R: 6 E: 1 K: 1 S: 16 | H: 3 LOB: 1 BB: 3 P: 35 | R: 2 E: 0 K: 0 S: 11 | H: 1 LOB: 2 BB: 3 P: 24 | 1B: 8 2B: 1 3B: 1 HR: 2 | SF: 0 SAC: 2 DP: 0 HBP: 1 | WP: 0 PB: 0 SB: 1 CS: 0 | PA: 46 |
| PITCHER | IP WLS BF H R ER SO BB IBB HBP BLK WP HR S P ERA WHIP | | | | | | | | | | | | | | | | | | | |
| 38 Carlos Zambrano, R (1,1) ERA: 54.0 | 1.1 L 13 6 8 8 1 2 0 0 0 0 0 2 28 49 54.00 6.000 | | | | | | | | | | | | | | | | | | | |
| 45 Sean Marshall, L (2,1) | 2.2 8 0 0 0 5 0 0 0 0 0 0 25 37 0.00 0.000 | | | | | | | | | | | | | | | | | | | |
| 40 James Russell, L (5,1) ERA: | 2.0 8 2 0 0 1 0 0 0 0 0 0 22 28 0.00 1.000 | | | | | | | | | | | | | | | | | | | |
| 29 Jeff Samardzija, R (7,1) ERA: 108.0 | 0.1 7 2 6 4 1 3 0 0 0 0 0 12 25 108.00 15.000 | | | | | | | | | | | | | | | | | | | |
| 64 Justin Berg, R (7,1) ERA: 18.0 | 1.0 8 2 2 2 0 3 0 0 0 0 0 12 30 18.00 5.000 | | | | | | | | | | | | | | | | | | | |


Chicago Cubs @ Atlanta Braves
Turner Field, Atlanta, GA
Mon Apr 05 2010, 4:13 PM - 6:58 PM EDT
Att: 53,081 - Sunny - 86 F

AB 35
R 16
H 12
RBI 14
BB 8
SO 8
LOB 17




| Batter | 1 | 2 | 3 | 4 | 5 | 6 | 7 | 8 | 9 | AB | R | H | RBI | BB | SO | LOB | TOP | | | | | | | | | | |
|--|------------------------------|----------------------------------|-------------------------------|----------------------------------|------------------------------|----------------------------------|------------------------------|----------------------------------|-------------------------------|----------------------------------|------------------------------|----------------------------------|------------------------------|----------------------------------|------------------------------|----------------------------------|---|----------------------------------|----------------------------------|------------------------------------|----------------------------------|--------|--|--|--|--|--|
| 2 Ryan Theriot, R (1,6) | G4-3 | | G4-6-3 | | SF8 | | | G6-3 | | 3 | 0 | 0 | 1 | 0 | 0 | 1 | Chicago Cubs @ Atlanta Braves Turner Field, Atlanta, GA Wed Apr 07 2010, 7:12 PM - 9:53 PM EDT Att: 36,170 - Partly Cloudy - 77 F | | | | | | | | | | |
| 1 Kosuke Fukudome, L (1,9) OBP: 0.500, SLG: 0.571 | K | | | F9 | FC5 | | | 1B | | 4 | 0 | 1 | 0 | 0 | 1 | 2 | | | | | | | | | | | |
| 25 Derrek Lee, R (1,3) | F9 | | | F9 | | | K | | | 3 | 0 | 0 | 0 | 1 | 1 | 0 | | | | | | | | | | | |
| 16 Aramis Ramirez, R (1,5) OBP: 0.375, SLG: 0.750 | | K | | F8 | | | | G6-4-3 | | 4 | 0 | 1 | 0 | 0 | 1 | 2 | | | | | | | | | | | |
| 24 Marlon Byrd, R (1,8) OBP: 0.250, SLG: 0.571 | F9 | | | | 1B | | L3 | | | 3 | 0 | 0 | 0 | 1 | 1 | 1 | | | | | | | | | | | |
| 12 Alfonso Soriano, R (1,7) OBP: 0.250, SLG: 0.375 | | | | FC5-4 | | | F8 | | | 4 | 1 | 2 | 0 | 0 | 0 | 1 | | | | | | | | | | | |
| 17 Mike Fontenot, L (1,4) 22 Xavier Nady, R (9,PH) | G4-3 | | | 1B | | | K | | | 3 | 1 | 1 | 0 | 0 | 1 | 1 | | | | | | | | | | | |
| 18 Geovany Soto, R (1,2) OBP: 0.286, SLG: 0.167 | | | F9 | | BB | | | | | 3 | 0 | 1 | 0 | 1 | 1 | 1 | | | | | | | | | | | |
| 46 Ryan Dempster, R (1,1) 9 Chad Tracy, L (7,PH) | | | | | | | F7 | | | 2 | 0 | 1 | 0 | 0 | 0 | 2 | | | | | | | | | | | |
| 45 Sean Marshall, L (7,1) 43 John Grabow, L (8,1) 33 Esmailin Caridad, R (8,1) | | | | | | | | | | 1 | 0 | 0 | 0 | 0 | 0 | 0 | | | | | | | | | | | |
| Inning Stats | R: 0 E: 0 K: 1 S: 8 | H: 0 LOB: 0 BB: 0 P: 13 | R: 0 E: 0 K: 1 S: 12 | H: 1 LOB: 1 BB: 0 P: 19 | R: 0 E: 0 K: 0 S: 8 | H: 1 LOB: 0 BB: 0 P: 11 | R: 0 E: 0 K: 0 S: 7 | H: 0 LOB: 0 BB: 0 P: 10 | R: 2 E: 1 K: 0 S: 23 | H: 1 LOB: 2 BB: 2 P: 41 | R: 0 E: 0 K: 1 S: 8 | H: 1 LOB: 1 BB: 0 P: 13 | R: 0 E: 0 K: 1 S: 9 | H: 1 LOB: 1 BB: 0 P: 14 | R: 0 E: 0 K: 0 S: 8 | H: 1 LOB: 1 BB: 1 P: 19 | R: 0 E: 0 K: 3 S: 11 | H: 1 LOB: 1 BB: 0 P: 13 | 1B: 6 2B: 2 3B: 0 HR: 0 | SF: 1 SAC: 0 DP: 3 HBP: 0 | WP: 0 PB: 0 SB: 1 CS: 0 | PA: 35 | | | | | |
| PITCHER | IP | WLS | BF | H | R | ER | SO | BB | IBB | HBP | BLK | WP | HR | S | P | ERA | WHIP | | | | | | | | | | |
| 49 Jair Jurrjens, R (1,1) ERA: | 5.0 | | 20 | 3 | 2 | 0 | 2 | 2 | 0 | 0 | 0 | 0 | 0 | 58 | 94 | 0.00 | 1.000 | | | | | | | | | | |
| 54 Kris Medlen, R (6,1) ERA: | 2.0 | | 7 | 2 | 0 | 0 | 2 | 0 | 0 | 0 | 0 | 0 | 0 | 17 | 27 | 0.00 | 1.000 | | | | | | | | | | |
| 58 Peter Moylan, R (8,1) ERA: | 1.0 | W | 4 | 1 | 0 | 0 | 0 | 1 | 0 | 0 | 0 | 0 | 0 | 8 | 19 | 0.00 | 2.000 | | | | | | | | | | |
| 13 Billy Wagner, L (9,1) ERA: | 1.0 | S | 4 | 1 | 0 | 0 | 3 | 0 | 0 | 0 | 0 | 0 | 0 | 11 | 13 | 0.00 | 1.000 | | | | | | | | | | |

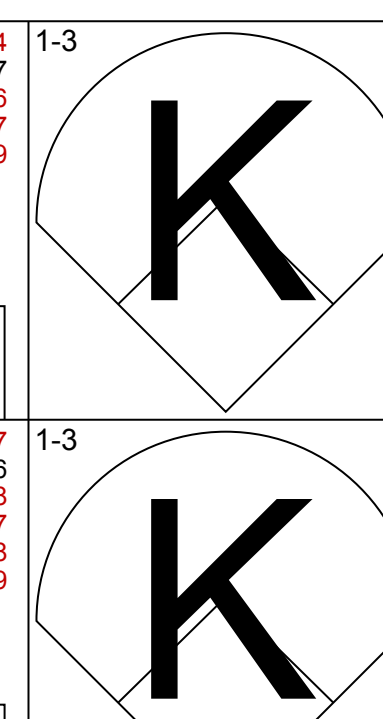
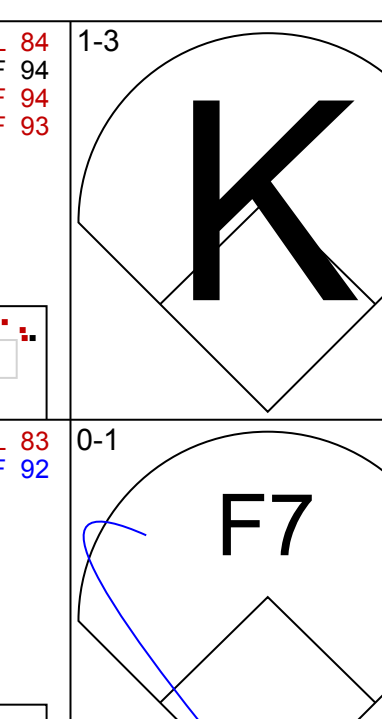
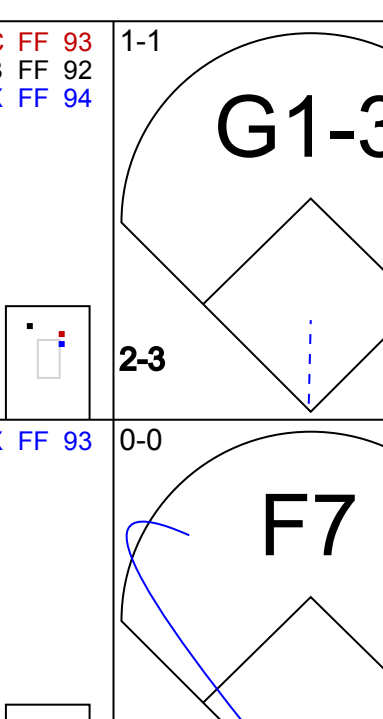
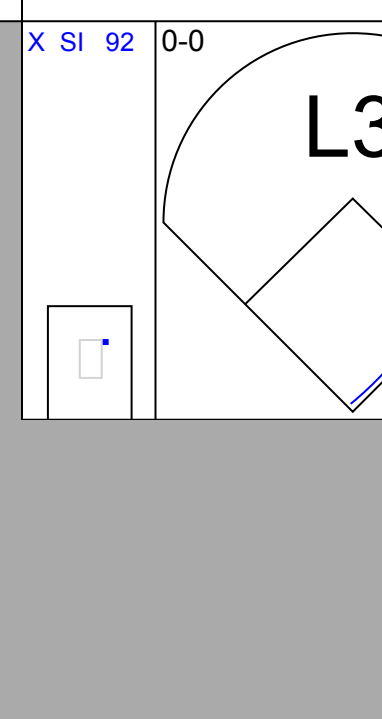
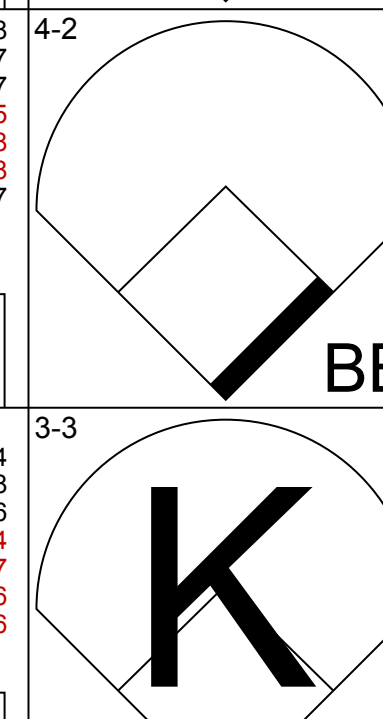
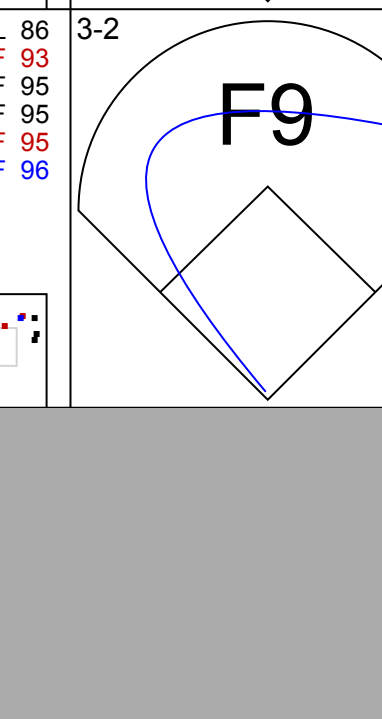

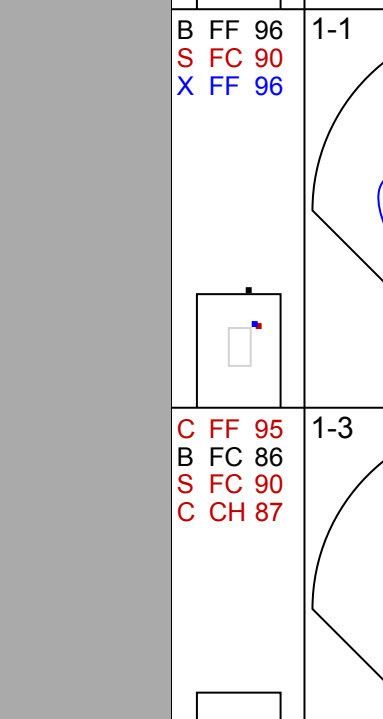






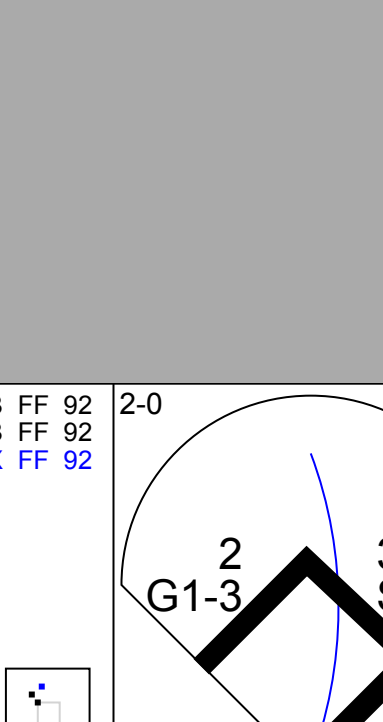
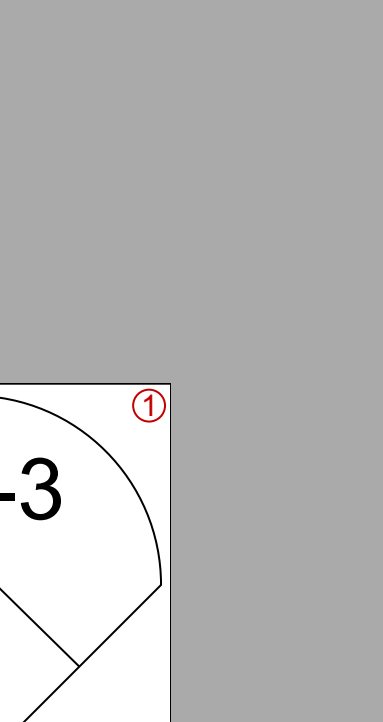

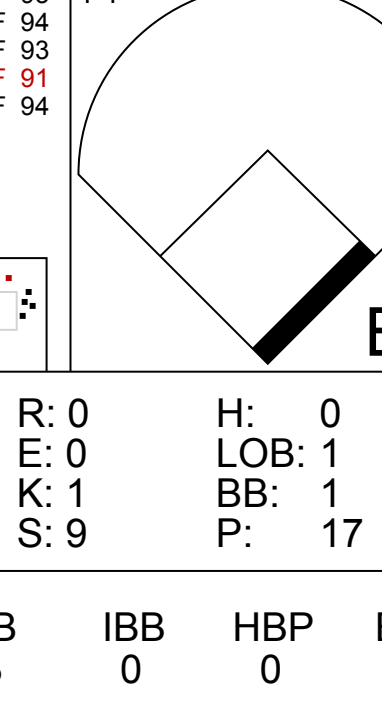
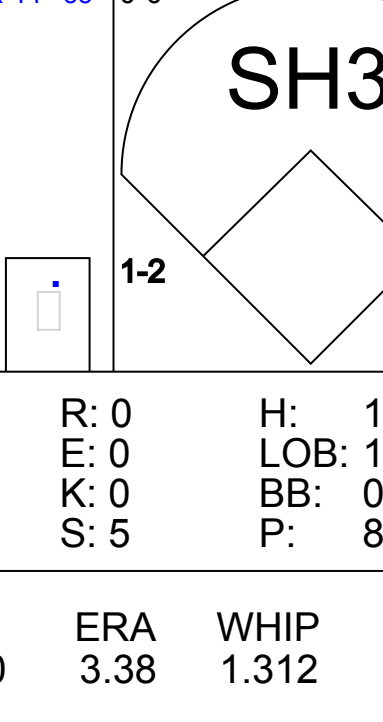
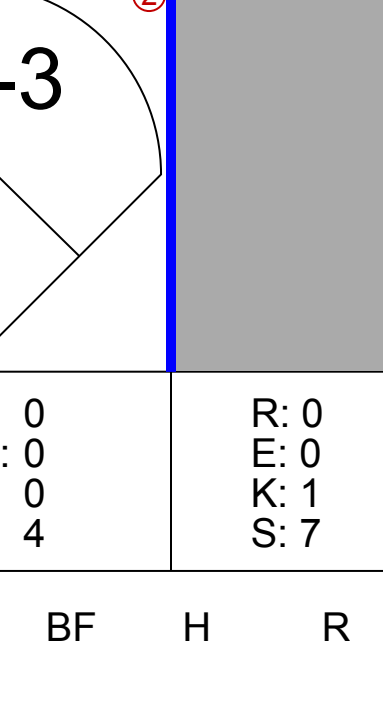
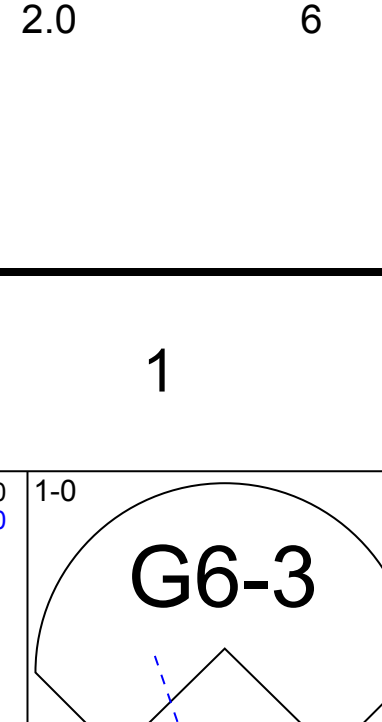
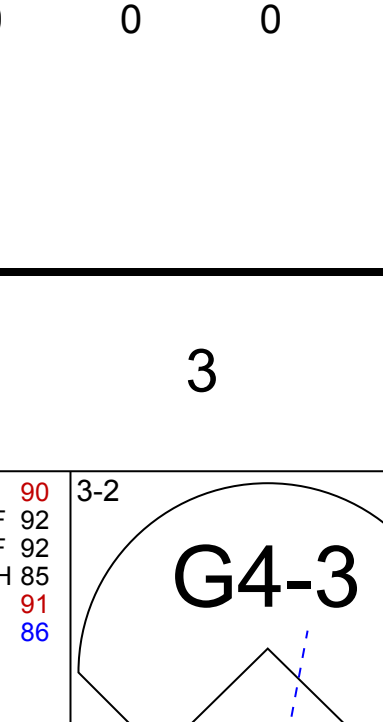
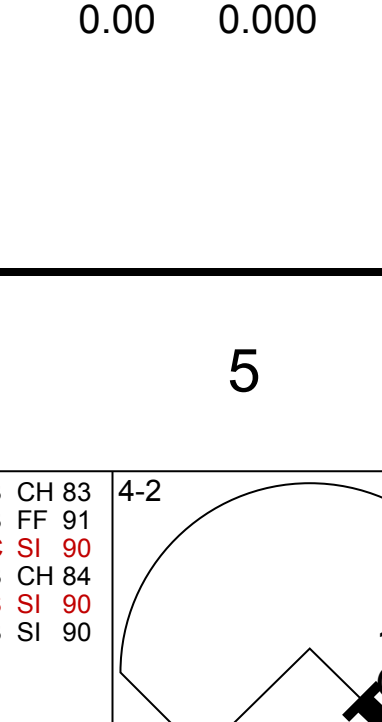
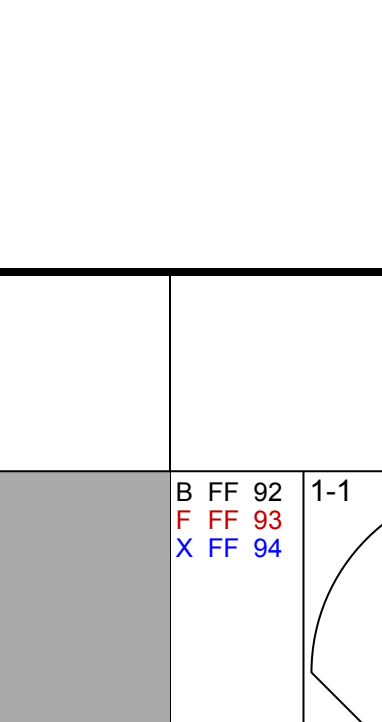
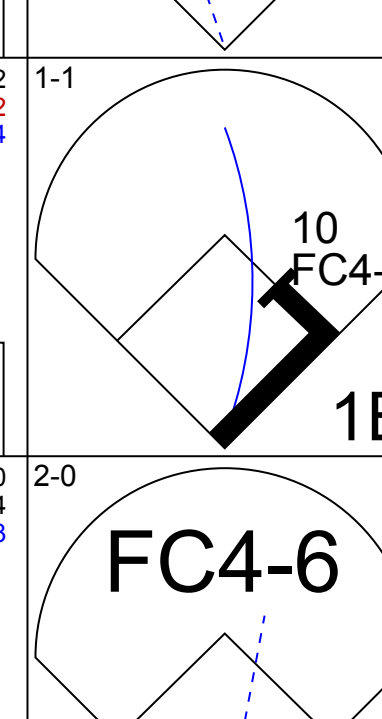
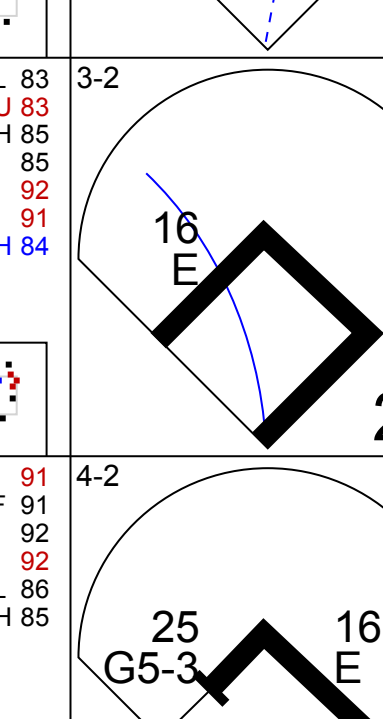
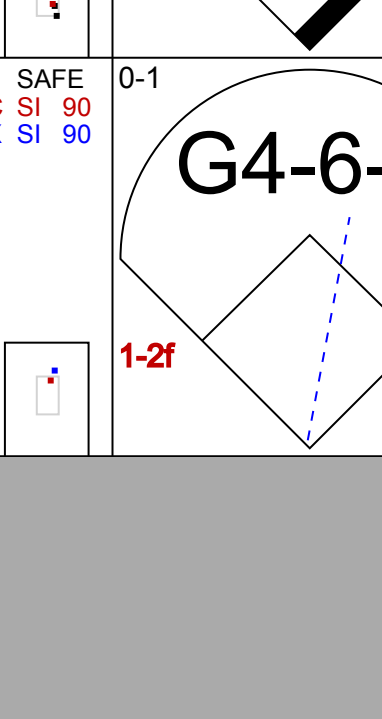
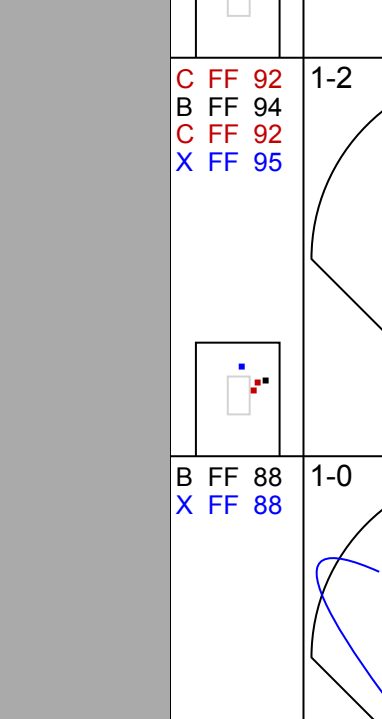

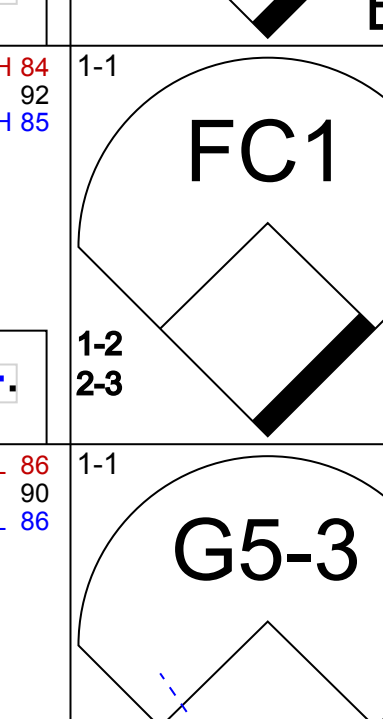

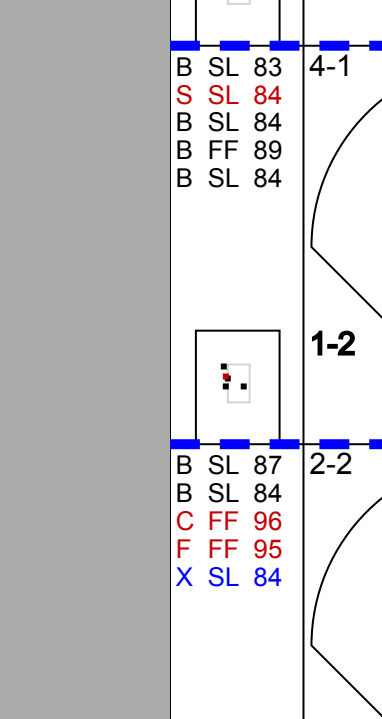


AB 31
R 2
H 7
RBI 1
BB 3
SO 7
LOB 13



| Batter | 1 | 2 | 3 | 4 | 5 | 6 | 7 | 8 | 9 | AB | R | H | RBI | BB | SO | LOB | BOTTOM | | | | | | | | | | |
|--|------------------------------|---------------------------------|-------------------------------|----------------------------------|-------------------------------|----------------------------------|------------------------------|----------------------------------|------------------------------|----------------------------------|-------------------------------|----------------------------------|------------------------------|----------------------------------|-------------------------------|----------------------------------|---|------------------------------------|----------------------------------|--------|--|--|--|--|--|--|--|
| 53 Melky Cabrera, S (1,7) OBP: 0.200, SLG: 0.111 | G4-1 | | 1B | | K | | | G6-3 | | 4 | 0 | 1 | 0 | 0 | 1 | 0 | Chicago Cubs @ Atlanta Braves Turner Field, Atlanta, GA Wed Apr 07 2010, 7:12 PM - 9:53 PM EDT Att: 36,170 - Partly Cloudy - 77 F | | | | | | | | | | |
| 14 Martin Prado, R (1,4) OBP: 0.556, SLG: 0.625 | G6-3 | | 1B | | K | | | 10 HR | | 4 | 1 | 2 | 0 | 0 | 1 | 0 | | | | | | | | | | | |
| 10 Chipper Jones, S (1,5) OBP: 0.333, SLG: 0.625 | F8 | | G4-3 | | G3-1 | | | HR | | 4 | 1 | 1 | 2 | 0 | 0 | 2 | | | | | | | | | | | |
| 16 Brian McCann, L (1,2) OBP: 0.667, SLG: 1.000 | | BB | IBB | | | G3-1 | | P4 | | 2 | 1 | 0 | 0 | 2 | 0 | 0 | | | | | | | | | | | |
| 25 Troy Glaus, R (1,3) OBP: 0.333, SLG: 0.143 | K | | K | | K | | | K | | 4 | 0 | 0 | 0 | 0 | 4 | 4 | | | | | | | | | | | |
| 19 Yunel Escobar, R (1,6) OBP: 0.250, SLG: 0.375 | K | | K | | | G6-3 | | | | 3 | 0 | 0 | 0 | 0 | 2 | 4 | | | | | | | | | | | |
| 22 Jason Heyward, L (1,9) OBP: 0.375, SLG: 0.875 | | 2B | | | K | | | K | | 3 | 0 | 1 | 1 | 0 | 2 | 0 | | | | | | | | | | | |
| 24 Nate McLouth, L (1,8) OBP: 0.500, SLG: 0.200 | | HBP | | | K | | | K | | 2 | 0 | 0 | 0 | 0 | 2 | 0 | | | | | | | | | | | |
| 49 Jair Jurrjens, R (1,1) 54 Kris Medlen, S (6,1) | | F8 | | | G4-3 | | | P4 | | 2 | 0 | 0 | 0 | 0 | 0 | 2 | | | | | | | | | | | |
| 23 Matt Diaz, R (7,PH) 58 Peter Moylan, R (8,1) 13 Billy Wagner, L (9,1) | | | | | | | | | | 1 | 0 | 0 | 0 | 0 | 0 | 0 | | | | | | | | | | | |
| Inning Stats | R: 0 E: 0 K: 0 S: 5 | H: 0 LOB: 0 BB: 0 P: 9 | R: 1 E: 0 K: 2 S: 10 | H: 1 LOB: 2 BB: 1 P: 22 | R: 0 E: 0 K: 2 S: 15 | H: 2 LOB: 3 BB: 1 P: 24 | R: 0 E: 0 K: 2 S: 8 | H: 0 LOB: 0 BB: 0 P: 13 | R: 0 E: 0 K: 1 S: 9 | H: 0 LOB: 0 BB: 0 P: 10 | R: 0 E: 0 K: 1 S: 10 | H: 0 LOB: 0 BB: 0 P: 17 | R: 0 E: 0 K: 2 S: 8 | H: 0 LOB: 0 BB: 0 P: 13 | R: 2 E: 0 K: 1 S: 14 | H: 2 LOB: 0 BB: 0 P: 19 | 1B: 2 2B: 2 3B: 0 HR: 1 | SF: 0 SAC: 0 DP: 0 HBP: 1 | WP: 0 PB: 0 SB: 1 CS: 0 | PA: 32 | | | | | | | |
| PITCHER | IP | WLS | BF | H | R | ER | SO | BB | IBB | HBP | BLK | WP | HR | S | P | ERA | WHIP | | | | | | | | | | |
| 46 Ryan Dempster, R (1,1) ERA: 1.5 | 6.0 | | 24 | 3 | 1 | 1 | 9 | 1 | 1 | 0 | 0 | 0 | 0 | 57 | 95 | 1.50 | 0.667 | | | | | | | | | | |
| 45 Sean Marshall, L (7,1) ERA: | 1.0 | H | 3 | 0 | 0 | 0 | 2 | 0 | 0 | 0 | 0 | 0 | 0 | 8 | 13 | 0.00 | 0.000 | | | | | | | | | | |
| 43 John Grabow, L (8,1) ERA: 13.5 | 0.2 | L | 4 | 2 | 2 | 2 | 0 | 0 | 0 | 0 | 0 | 0 | 1 | 11 | 15 | 27.00 | 3.000 | | | | | | | | | | |
| 33 Esmailin Caridad, R (8,1) ERA: | 0.1 | | 1 | 0 | 0 | 0 | 1 | 0 | 0 | 0 | 0 | 0 | 0 | 3 | 4 | 0.00 | 0.000 | | | | | | | | | | |

AB 29
R 3
H 5
RBI 3
BB 2
SO 12
LOB 12

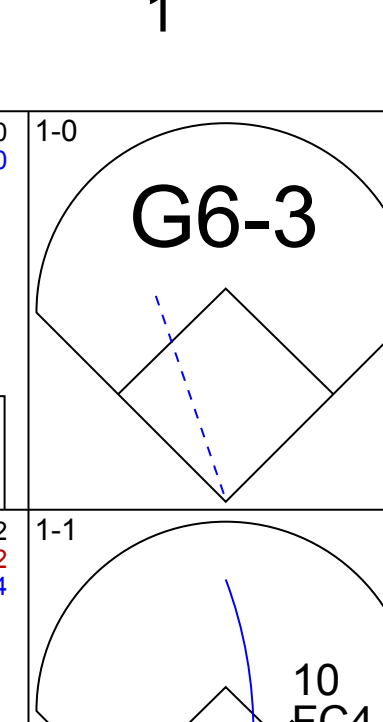
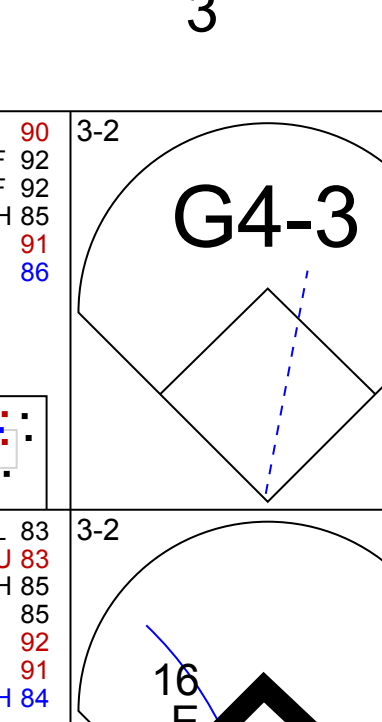
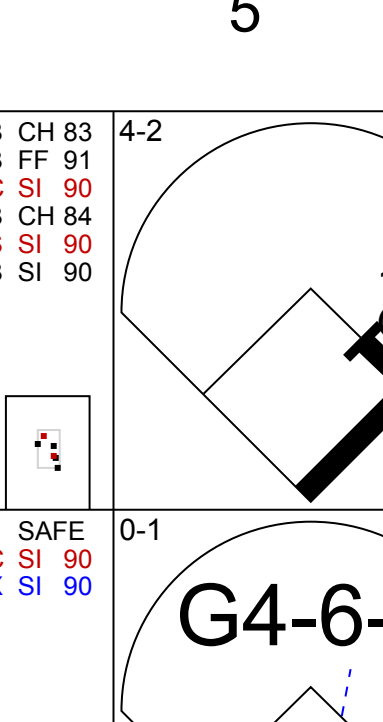
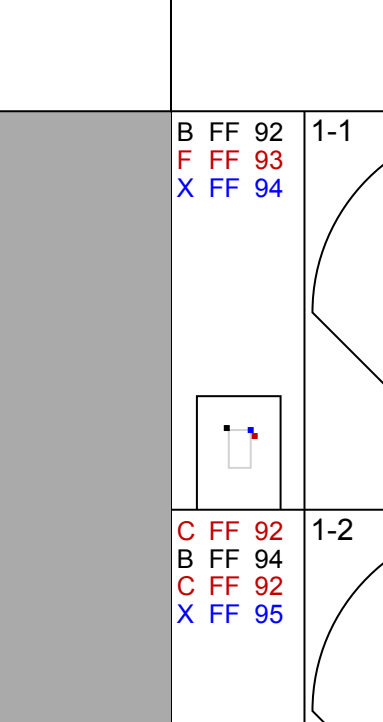
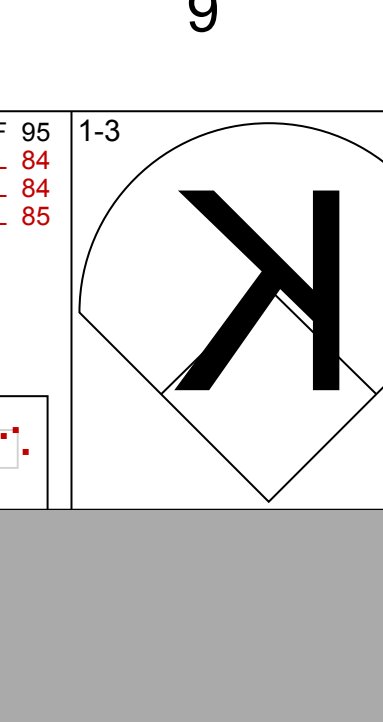
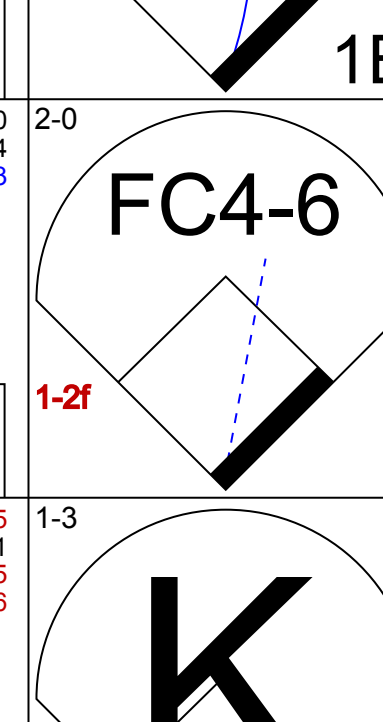
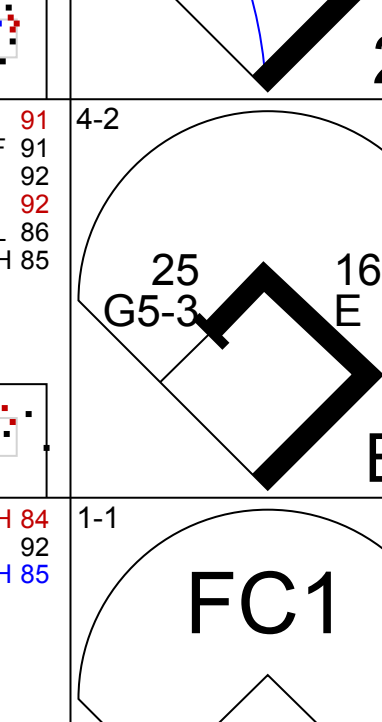

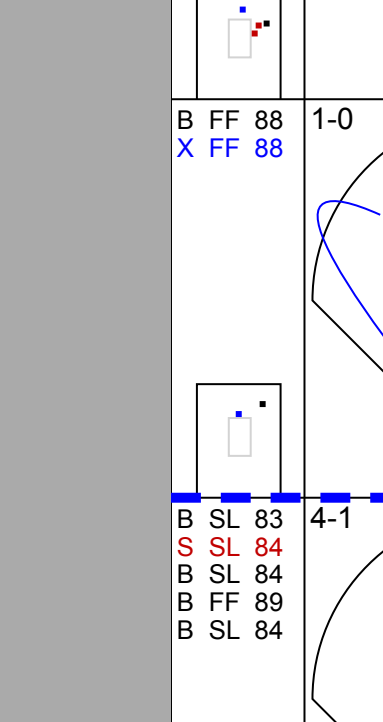

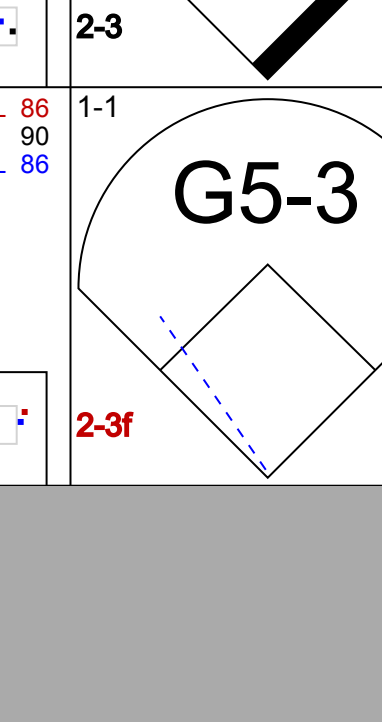

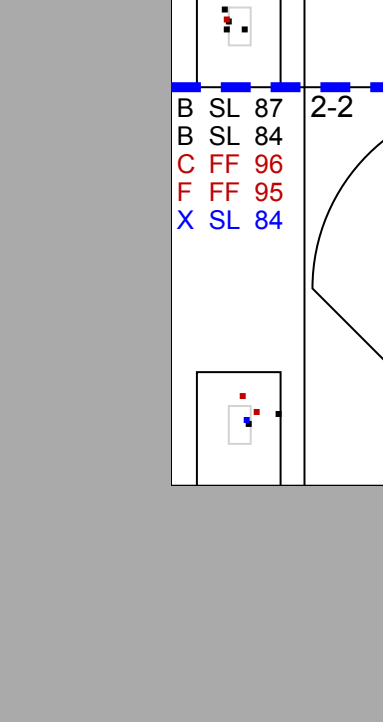



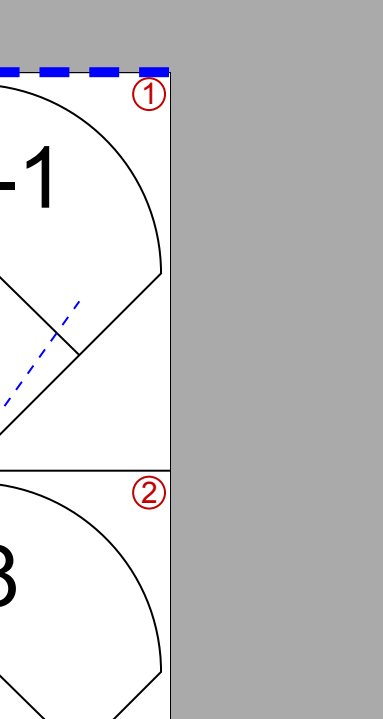
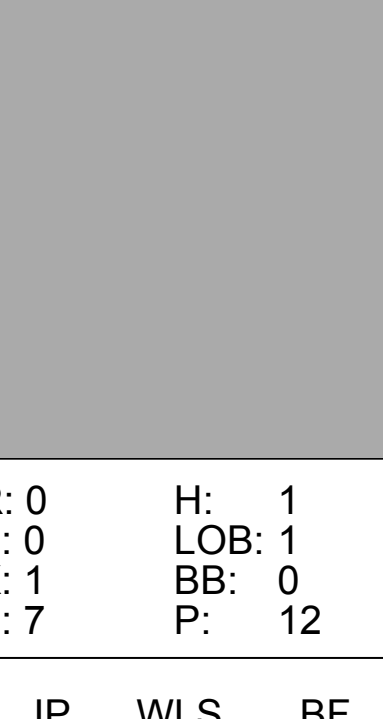
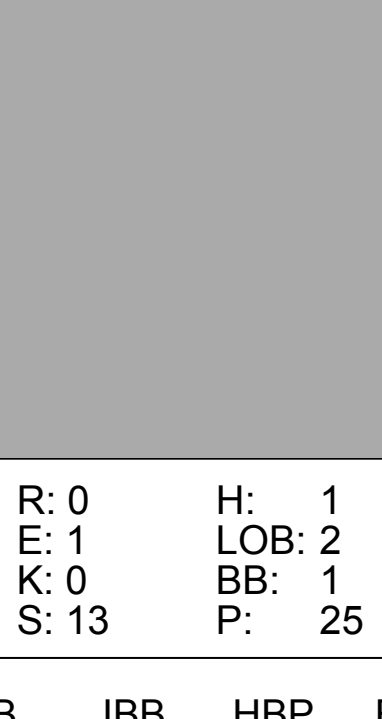
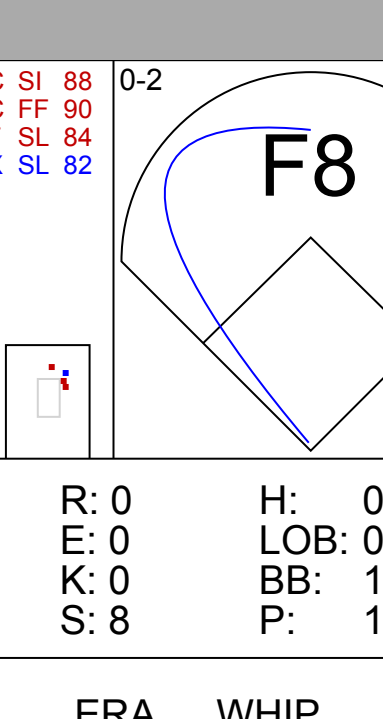
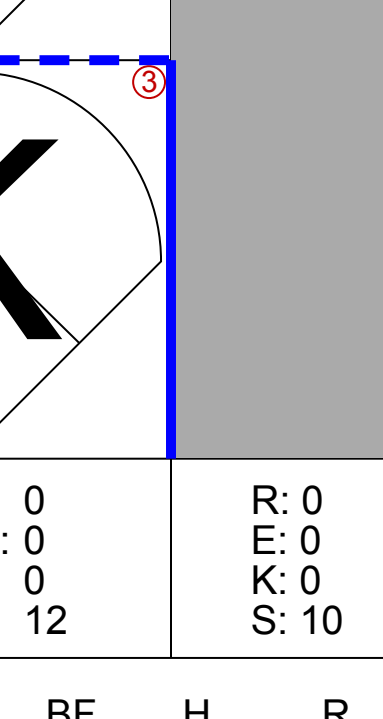





| Batter | 1 | 2 | 3 | 4 | 5 | 6 | 7 | 8 | 9 | AB | R | H | RBI | BB | SO | LOB | TOP | | | |
|------------------------------|---|----------------------------------|---|----------------------------------|--------------------------------------|--|--------------------------------------|---|---------------------------------------|----------------------------------|--------------------------------------|---------------------------------|--------------------------------------|----------------------------------|--------------------------------------|---------------------------------|----------------------------------|------------------------------------|-------------------------|--------|
| 2 Ryan Theriot, R (1,6) |  | |  | | |  | |  | | 4 | 0 | 0 | 0 | 0 | 2 | 2 | | | | |
| 1 Kosuke Fukudome, L (1,9) |  | |  | | |  | |  | | 4 | 0 | 0 | 0 | 0 | 1 | 2 | | | | |
| 25 Derrek Lee, R (1,3) |  | |  | | |  | |  | | 3 | 0 | 1 | 0 | 1 | 0 | 1 | | | | |
| 16 Aramis Ramirez, R (1,5) |  | |  | | |  | |  | | 3 | 0 | 0 | 0 | 1 | 3 | 1 | | | | |
| 24 Marlon Byrd, R (1,8) |  | |  | | |  | |  | | 4 | 1 | 1 | 1 | 0 | 0 | 2 | | | | |
| 21 Tyler Colvin, L (1,7) |  | |  | | |  | |  | | 4 | 1 | 1 | 1 | 0 | 0 | 2 | | | | |
| 28 Jeff Baker, R (1,4) |  | |  | | |  | |  | | 4 | 0 | 0 | 0 | 0 | 2 | 2 | | | | |
| 55 Koyie Hill, S (1,2) |  | |  | | |  | |  | | 3 | 0 | 1 | 0 | 0 | 1 | 0 | | | | |
| 36 Randy Wells, R (1,1) | | |  | | |  | | | | 0 | 0 | 0 | 0 | 1 | 0 | 0 | | | | |
| 12 Alfonso Soriano, R (7,PH) | | | | | | | | | | 0 | 0 | 0 | 0 | 0 | 0 | 0 | | | | |
| 45 Sean Marshall, L (7,1) | | | | | | | | | | 0 | 0 | 0 | 0 | 0 | 0 | 0 | | | | |
| 33 Esmailin Canadad, R (7,1) | | | | | | | | | | 0 | 0 | 0 | 0 | 0 | 0 | 0 | | | | |
| 43 John Grabow, L (8,1) | | | | | | | | | | 0 | 0 | 0 | 0 | 0 | 0 | 0 | | | | |
| 49 Carlos Marmol, R (8,1) | | | | | | | | | | 0 | 0 | 0 | 0 | 0 | 0 | 0 | | | | |
| Inning Stats | R: 0 H: 0 E: 0 K: 3 S: 16 | H: 0 LOB: 1 BB: 1 P: 25 | R: 1 H: 1 E: 0 K: 1 S: 14 | H: 1 LOB: 0 BB: 0 P: 21 | R: 0 H: 0 E: 0 K: 1 S: 9 | H: 0 LOB: 1 BB: 1 P: 17 | R: 1 H: 1 E: 0 K: 2 S: 9 | H: 1 LOB: 0 BB: 0 P: 15 | R: 0 H: 1 E: 0 K: 0 S: 11 | H: 1 LOB: 2 BB: 1 P: 19 | R: 0 H: 0 E: 0 K: 0 S: 4 | H: 0 LOB: 0 BB: 0 P: 4 | R: 0 H: 0 E: 0 K: 1 S: 7 | H: 0 LOB: 0 BB: 0 P: 11 | R: 0 H: 0 E: 0 K: 1 S: 8 | H: 0 LOB: 0 BB: 0 P: 9 | 1B: 2 2B: 0 3B: 0 HR: 2 | SF: 0 SAC: 1 DP: 0 HBP: 0 | WP: 0 PB: 0 CS: 0 | PA: 34 |
| PITCHER | IP 5.1 | WLS L | BF 23 | H 4 | R 2 | ER 2 | SO 7 | BB 3 | IBB 0 | HBP 0 | BLK 0 | WP 0 | HR 2 | S 60 | P 100 | ERA 3.38 | WHIP 1.312 | | | |
| 48 Tommy Hanson, R (1,1) | ERA: 3.38 | | | | | | | | | | | | | | | | | | | |
| 34 Eric O'Flaherty, L (6,1) | IP 1.2 | WLS 5 | BF 0 | H 0 | R 0 | ER 0 | SO 0 | BB 0 | IBB 0 | HBP 0 | BLK 0 | WP 0 | HR 0 | S 8 | P 9 | ERA 0.00 | WHIP 0.000 | | | |
| 43 Jesse Chavez, R (8,1) | ERA: 2.0 | | | | | | | | | | | | | | | | | | | |

Chicago Cubs @ Atlanta Braves
Turner Field, Atlanta, GA
Thu Apr 08 2010, 7:12 PM - 9:56 PM EDT
Att: 27,443 - Clear - 66 F

AB 30
R 2
H 4
RBI 2
BB 3
SO 9
LOB 12



| Batter | 1 | 2 | 3 | 4 | 5 | 6 | 7 | 8 | 9 | AB | R | H | RBI | BB | SO | LOB | BOTTOM | | | |
|------------------------------|---|----------------------------------|---|----------------------------------|---------------------------------------|--|--------------------------------------|---|---|----------------------------------|--------------------------------------|----------------------------------|---------------------------------------|----------------------------------|---------------------------------------|----------------------------------|----------------------------------|------------------------------------|-------------------------|--------|
| 53 Melky Cabrera, S (1,7) |  | |  | | |  | |  |  | 4 | 0 | 0 | 0 | 1 | 1 | 2 | | | | |
| 14 Martin Prado, R (1,4) |  | |  | | |  | |  | | 4 | 0 | 3 | 0 | 0 | 0 | 1 | | | | |
| 10 Chipper Jones, S (1,5) |  | |  | | |  | |  | | 1 | 0 | 0 | 0 | 1 | 0 | 1 | | | | |
| 4 Omar Infante, R (4,5) |  | |  | | |  | |  | | 2 | 0 | 1 | 0 | 0 | 0 | 1 | | | | |
| 16 Brian McCann, L (1,2) |  | |  | | |  | |  | | 3 | 0 | 0 | 0 | 1 | 1 | 4 | | | | |
| 7 Brooks Conrad, S (8,PR) | | |  | | |  | |  | | 0 | 0 | 0 | 0 | 0 | 0 | 0 | | | | |
| 8 David Ross, R (9,2) | | | | | | | | | | 0 | 0 | 0 | 0 | 0 | 0 | 0 | | | | |
| 25 Troy Glaus, R (1,3) | | | | | | | | | | 4 | 0 | 2 | 0 | 0 | 0 | 5 | | | | |
| 19 Yunel Escobar, R (1,6) | | | | | | | | | | 4 | 0 | 1 | 0 | 0 | 0 | 3 | | | | |
| 22 Jason Heyward, L (1,9) | | | | | | | | | | 4 | 0 | 0 | 0 | 0 | 1 | 2 | | | | |
| 24 Nate McLouth, L (1,8) | | | | | | | | | | 3 | 0 | 1 | 0 | 1 | 0 | 0 | | | | |
| 48 Tommy Hanson, R (1,1) | | | | | | | | | | 2 | 0 | 0 | 0 | 0 | 0 | 2 | | | | |
| 34 Eric O'Flaherty, L (6,1) | | | | | | | | | | 0 | 0 | 0 | 0 | 0 | 0 | 0 | | | | |
| 23 Matt Diaz, R (7,PH) | | | | | | | | | | 1 | 0 | 0 | 0 | 0 | 1 | 0 | | | | |
| 43 Jesse Chavez, R (8,1) | | | | | | | | | | 0 | 0 | 0 | 0 | 0 | 0 | 0 | | | | |
| 20 Eric Hinske, L (9,PH) | | | | | | | | | | 1 | 0 | 0 | 0 | 0 | 0 | 2 | | | | |
| Inning Stats | R: 0 E: 0 K: 1 S: 7 | H: 1 LOB: 1 BB: 0 P: 12 | R: 0 H: 2 E: 0 K: 0 S: 16 | H: 2 LOB: 0 BB: 0 P: 24 | R: 0 H: 1 E: 0 K: 0 S: 13 | H: 1 LOB: 2 BB: 1 P: 25 | R: 0 H: 0 E: 0 K: 0 S: 6 | H: 0 LOB: 0 BB: 0 P: 10 | R: 0 H: 2 E: 0 K: 0 S: 8 | H: 1 LOB: 1 BB: 0 P: 14 | R: 0 H: 0 E: 0 K: 1 S: 8 | H: 0 LOB: 0 BB: 0 P: 12 | R: 0 H: 1 E: 0 K: 0 S: 10 | H: 1 LOB: 2 BB: 1 P: 19 | R: 0 H: 1 E: 0 K: 2 S: 12 | H: 1 LOB: 2 BB: 1 P: 20 | 1B: 7 2B: 1 3B: 0 HR: 0 | SF: 0 SAC: 0 DP: 3 HBP: 0 | WP: 0 PB: 0 CS: 0 | PA: 37 |
| PITCHER | IP 6.0 | WLS W | BF 24 | H 6 | R 0 | ER 0 | SO 0 | BB 2 | IBB 0 | HBP 0 | BLK 0 | WP 0 | HR 0 | S 58 | P 97 | ERA 0.00 | WHIP 1.333 | | | |
| 36 Randy Wells, R (1,1) | ERA: 0.00 | | | | | | | | | | | | | | | | | | | |
| 45 Sean Marshall, L (7,1) | IP 0.2 | WLS H | BF 2 | H 0 | R 0 | ER 0 | SO 0 | BB 0 | IBB 0 | HBP 0 | BLK 0 | WP 0 | HR 0 | S 4 | P 7 | ERA 0.00 | WHIP 0.000 | | | |
| 33 Esmailin Canadad, R (7,1) | ERA: 1.0 | | | | | | | | | | | | | | | | | | | |
| 43 John Grabow, L (8,1) | IP 0.0 | WLS 1 | BF 0 | H 0 | R 0 | ER 0 | SO 0 | BB 1 | IBB 0 | HBP 0 | BLK 0 | WP 0 | HR 0 | S 1 | P 5 | ERA - | WHIP - | | | |
| 49 Carlos Marmol, R (8,1) | IP 1.1 | WLS S | BF 6 | H 1 | R 0 | ER 0 | SO 2 | BB 1 | IBB 0 | HBP 0 | BLK 0 | WP 0 | HR 0 | S 15 | P 25 | ERA 0.00 | WHIP 1.500 | | | |

Chicago Cubs @ Atlanta Braves
Turner Field, Atlanta, GA
Thu Apr 08 2010, 7:12 PM - 9:56 PM EDT
Att: 27,443 - Clear - 66 F

AB 33
R 0
H 8
RBI 0
BB 4
SO 4
LOB 23



| Batter | 1 | 2 | 3 | 4 | 5 | 6 | 7 | 8 | 9 | AB | R | H | RBI | BB | SO | LOB | TOP | | | | | | | |
|--|---|---|---|---|---|---|---|---|---|---|---|---|---|---|---|---|--|---|---|---|---|---|---|---|
| 2 Ryan Theriot, R OBP: 0.231, SLG: 0.174 | | | | | | | | | | 3 | 1 | 1 | 0 | 2 | 2 | 0 | Chicago Cubs @ Cincinnati Reds Great American Ball Park, Cincinnati, OH Sun Apr 11 2010, 1:11 PM - 4:05 PM EDT Att: 26,945 - Sunny - 79 F | | | | | | | |
| 1 Kosuke Fukudome, L OBP: 0.429, SLG: 0.650 | | | | | | | | | | 4 | 0 | 3 | 0 | 0 | 0 | 0 | | | | | | | | |
| 25 Derrek Lee, R OBP: 0.500, SLG: 0.474 | | | | | | | | | | 3 | 0 | 1 | 1 | 2 | 1 | 3 | | | | | | | | |
| 16 Aramis Ramirez, R OBP: 0.192, SLG: 0.261 | | | | | | | | | | 4 | 0 | 0 | 0 | 1 | 2 | 7 | | | | | | | | |
| 24 Marlon Byrd, R OBP: 0.150, SLG: 0.421 | | | | | | | | | | 4 | 0 | 0 | 0 | 0 | 1 | 8 | | | | | | | | |
| 12 Alfonso Soriano, R OBP: 0.143, SLG: 0.333 | | | | | | | | | | 4 | 0 | 0 | 0 | 0 | 2 | 3 | | | | | | | | |
| 55 Koyie Hill, S OBP: 0.167, SLG: 0.167 | | | | | | | | | | 0 | 0 | 0 | 0 | 0 | 0 | 0 | | | | | | | | |
| 17 Mike Fontenot, L OBP: 0.353, SLG: 0.313 | | | | | | | | | | 3 | 0 | 0 | 0 | 1 | 0 | 0 | | | | | | | | |
| 18 Geovany Soto, R OBP: 0.286, SLG: 0.091 | | | | | | | | | | 2 | 0 | 0 | 0 | 2 | 0 | 1 | | | | | | | | |
| 21 Tyler Colvin, L OBP: 0.200, SLG: 0.444 | | | | | | | | | | 0 | 0 | 0 | 0 | 0 | 0 | 0 | | | | | | | | |
| 32 Tom Gorzelanny, R 45 Sean Marshall, L 9 Chad Tracy, L 43 John Grabow, L 33 Esmailin Canadad, R 40 James Russell, L | | | | | | | | | | 3 | 0 | 0 | 0 | 0 | 0 | 2 | | | | | | | | |
| Inning Stats | R: 0 E: 0 K: 1 S: 10 | H: 1 LOB: 3 BB: 2 P: 21 | R: 0 E: 0 K: 0 S: 5 | H: 0 LOB: 0 BB: 0 P: 7 | R: 0 E: 0 K: 2 S: 9 | H: 2 LOB: 2 BB: 0 P: 13 | R: 0 E: 0 K: 1 S: 7 | H: 0 LOB: 1 BB: 1 P: 13 | R: 1 E: 0 K: 0 S: 9 | H: 1 LOB: 1 BB: 1 P: 17 | R: 0 E: 0 K: 0 S: 7 | H: 0 LOB: 1 BB: 2 P: 12 | R: 0 E: 0 K: 1 S: 12 | H: 0 LOB: 2 BB: 2 P: 27 | R: 0 E: 0 K: 2 S: 9 | H: 0 LOB: 2 BB: 1 P: 17 | R: 0 E: 0 K: 2 S: 11 | H: 1 LOB: 1 BB: 0 P: 17 | 1B: 4 2B: 1 3B: 0 HR: 0 | SF: 0 SAC: 1 DP: 0 HBP: 0 | WP: 2 PB: 0 SB: 0 CS: 0 | PA: 40 | | |
| PITCHER | IP WLS BF H R ER SO BB IBB HBP BLK WP HR S P ERA WHIP | IP WLS BF H R ER SO BB IBB HBP BLK WP HR S P ERA WHIP | IP WLS BF H R ER SO BB IBB HBP BLK WP HR S P ERA WHIP | IP WLS BF H R ER SO BB IBB HBP BLK WP HR S P ERA WHIP | IP WLS BF H R ER SO BB IBB HBP BLK WP HR S P ERA WHIP | IP WLS BF H R ER SO BB IBB HBP BLK WP HR S P ERA WHIP | IP WLS BF H R ER SO BB IBB HBP BLK WP HR S P ERA WHIP | IP WLS BF H R ER SO BB IBB HBP BLK WP HR S P ERA WHIP | IP WLS BF H R ER SO BB IBB HBP BLK WP HR S P ERA WHIP | IP WLS BF H R ER SO BB IBB HBP BLK WP HR S P ERA WHIP | IP WLS BF H R ER SO BB IBB HBP BLK WP HR S P ERA WHIP | IP WLS BF H R ER SO BB IBB HBP BLK WP HR S P ERA WHIP | IP WLS BF H R ER SO BB IBB HBP BLK WP HR S P ERA WHIP | IP WLS BF H R ER SO BB IBB HBP BLK WP HR S P ERA WHIP | IP WLS BF H R ER SO BB IBB HBP BLK WP HR S P ERA WHIP | IP WLS BF H R ER SO BB IBB HBP BLK WP HR S P ERA WHIP | IP WLS BF H R ER SO BB IBB HBP BLK WP HR S P ERA WHIP | IP WLS BF H R ER SO BB IBB HBP BLK WP HR S P ERA WHIP | IP WLS BF H R ER SO BB IBB HBP BLK WP HR S P ERA WHIP | IP WLS BF H R ER SO BB IBB HBP BLK WP HR S P ERA WHIP | IP WLS BF H R ER SO BB IBB HBP BLK WP HR S P ERA WHIP | IP WLS BF H R ER SO BB IBB HBP BLK WP HR S P ERA WHIP | IP WLS BF H R ER SO BB IBB HBP BLK WP HR S P ERA WHIP | IP WLS BF H R ER SO BB IBB HBP BLK WP HR S P ERA WHIP |

Chicago Cubs @ Cincinnati Reds
Great American Ball Park, Cincinnati, OH
Sun Apr 11 2010, 1:11 PM - 4:05 PM EDT
Att: 26,945 - Sunny - 79 F

AB 31
R 1
H 5
RBI 1
BB 8
SO 9
LOB 25



| Batter | 1 | 2 | 3 | 4 | 5 | 6 | 7 | 8 | 9 | AB | R | H | RBI | BB | SO | LOB | BOTTOM | | | | | | | |
|---|---|---|---|---|---|---|---|---|---|---|---|---|---|---|---|---|--|---|---|---|---|---|---|---|
| 6 Drew Stubbs, R OBP: 0.318, SLG: 0.500 | | | | | | | | | | 4 | 0 | 0 | 0 | 0 | 3 | 5 | Chicago Cubs @ Cincinnati Reds Great American Ball Park, Cincinnati, OH Sun Apr 11 2010, 1:11 PM - 4:05 PM EDT Att: 26,945 - Sunny - 79 F | | | | | | | |
| 2 Orlando Cabrera, R OBP: 0.200, SLG: 0.375 | | | | | | | | | | 4 | 1 | 1 | 0 | 0 | 1 | 2 | | | | | | | | |
| 19 Joey Volto, L OBP: 0.320, SLG: 0.391 | | | | | | | | | | 4 | 0 | 0 | 0 | 0 | 2 | 2 | | | | | | | | |
| 4 Brandon Phillips, R OBP: 0.240, SLG: 0.348 | | | | | | | | | | 4 | 1 | 1 | 0 | 0 | 1 | 0 | | | | | | | | |
| 27 Scott Rolen, R OBP: 0.350, SLG: 0.412 | | | | | | | | | | 2 | 1 | 2 | 0 | 2 | 0 | 0 | | | | | | | | |
| 55 Ramon Hernandez, R OBP: 0.500, SLG: 0.500 | | | | | | | | | | 2 | 0 | 0 | 1 | 2 | 1 | 1 | | | | | | | | |
| 31 Jonny Gomes, R OBP: 1.000, SLG: 0.357 | | | | | | | | | | 3 | 0 | 0 | 1 | 0 | 1 | 3 | | | | | | | | |
| 48 Francisco Cordero, R ERA: 13.5 | | | | | | | | | | 1 | 0 | 1 | 1 | 0 | 0 | 0 | | | | | | | | |
| 21 Chris Dickerson, L OBP: 0.308, SLG: 0.385 | | | | | | | | | | 2 | 0 | 0 | 0 | 0 | 0 | 0 | | | | | | | | |
| 43 Miguel Cairo, R OBP: 0.333, SLG: 0.333 | | | | | | | | | | 2 | 0 | 2 | 0 | 0 | 0 | 0 | | | | | | | | |
| 40 Nick Masset, R ERA: 13.5 | | | | | | | | | | 1 | 0 | 0 | 0 | 0 | 0 | 2 | | | | | | | | |
| 17 Laynce Nix, L OBP: 0.200, SLG: 0.200 | | | | | | | | | | 2 | 0 | 2 | 0 | 0 | 0 | 0 | | | | | | | | |
| 44 Mike Leake, R OBP: 1.000, SLG: 1.000 | | | | | | | | | | 2 | 0 | 2 | 0 | 0 | 0 | 0 | | | | | | | | |
| 66 Logan Ondrusek, R ERA: 13.5 | | | | | | | | | | 0 | 0 | 0 | 0 | 0 | 0 | 0 | | | | | | | | |
| 32 Jay Bruce, L OBP: 0.100, SLG: 0.053 | | | | | | | | | | 1 | 0 | 0 | 0 | 0 | 1 | 3 | | | | | | | | |
| Inning Stats | R: 0 E: 0 K: 2 S: 7 | H: 0 LOB: 0 BB: 0 P: 10 | R: 0 E: 0 K: 1 S: 8 | H: 0 LOB: 1 BB: 1 P: 16 | R: 0 E: 0 K: 1 S: 8 | H: 1 LOB: 0 BB: 0 P: 12 | R: 0 E: 0 K: 0 S: 10 | H: 1 LOB: 0 BB: 0 P: 13 | R: 0 E: 0 K: 1 S: 7 | H: 0 LOB: 0 BB: 0 P: 11 | R: 0 E: 0 K: 1 S: 10 | H: 1 LOB: 1 BB: 0 P: 14 | R: 1 E: 1 K: 3 S: 21 | H: 2 LOB: 3 BB: 1 P: 34 | R: 2 E: 0 K: 1 S: 15 | H: 2 LOB: 2 BB: 2 P: 30 | 1B: 7 2B: 0 3B: 0 HR: 0 | SF: 1 SAC: 0 DP: 0 HBP: 0 | WP: 0 PB: 0 SB: 2 CS: 1 | PA: 36 | | | | |
| PITCHER | IP WLS BF H R ER SO BB IBB HBP BLK WP HR S P ERA WHIP | IP WLS BF H R ER SO BB IBB HBP BLK WP HR S P ERA WHIP | IP WLS BF H R ER SO BB IBB HBP BLK WP HR S P ERA WHIP | IP WLS BF H R ER SO BB IBB HBP BLK WP HR S P ERA WHIP | IP WLS BF H R ER SO BB IBB HBP BLK WP HR S P ERA WHIP | IP WLS BF H R ER SO BB IBB HBP BLK WP HR S P ERA WHIP | IP WLS BF H R ER SO BB IBB HBP BLK WP HR S P ERA WHIP | IP WLS BF H R ER SO BB IBB HBP BLK WP HR S P ERA WHIP | IP WLS BF H R ER SO BB IBB HBP BLK WP HR S P ERA WHIP | IP WLS BF H R ER SO BB IBB HBP BLK WP HR S P ERA WHIP | IP WLS BF H R ER SO BB IBB HBP BLK WP HR S P ERA WHIP | IP WLS BF H R ER SO BB IBB HBP BLK WP HR S P ERA WHIP | IP WLS BF H R ER SO BB IBB HBP BLK WP HR S P ERA WHIP | IP WLS BF H R ER SO BB IBB HBP BLK WP HR S P ERA WHIP | IP WLS BF H R ER SO BB IBB HBP BLK WP HR S P ERA WHIP | IP WLS BF H R ER SO BB IBB HBP BLK WP HR S P ERA WHIP | IP WLS BF H R ER SO BB IBB HBP BLK WP HR S P ERA WHIP | IP WLS BF H R ER SO BB IBB HBP BLK WP HR S P ERA WHIP | IP WLS BF H R ER SO BB IBB HBP BLK WP HR S P ERA WHIP | IP WLS BF H R ER SO BB IBB HBP BLK WP HR S P ERA WHIP | IP WLS BF H R ER SO BB IBB HBP BLK WP HR S P ERA WHIP | IP WLS BF H R ER SO BB IBB HBP BLK WP HR S P ERA WHIP | IP WLS BF H R ER SO BB IBB HBP BLK WP HR S P ERA WHIP | IP WLS BF H R ER SO BB IBB HBP BLK WP HR S P ERA WHIP |

Chicago Cubs @ Cincinnati Reds
Great American Ball Park, Cincinnati, OH
Sun Apr 11 2010, 1:11 PM - 4:05 PM EDT
Att: 26,945 - Sunny - 79 F

AB 30
R 3
H 7
RBI 3
BB 4
SO 10
LOB 18



| Batter | 1 | 2 | 3 | 4 | 5 | 6 | 7 | 8 | 9 | AB | R | H | RBI | BB | SO | LOB | TOP | | | | | | | | |
|---|---|---|---|---|---|---|---|---|---|---|---|---|---|---|---|---|---|---|---|---|---|---|---|---|---|
| 23 Rickie Weeks Jr. R OBP: 0.531, SLG: 0.699 | F7 | | CS 1B | | F8 | | K | | HBP | 4 | 0 | 1 | 0 | 0 | 1 | 2 | Milwaukee Brewers @ Chicago Cubs Wrigley Field, Chicago, IL Mon Apr 12 2010, 1:24 PM - 4:21 PM CDT Att: 41,306 - Sunny - 58 F | | | | | | | | |
| 15 Jim Edmonds, L OBP: 0.333, SLG: 0.250 | BB | | K | | HR | | K | | L6-4 | 3 | 1 | 0 | 0 | 2 | 2 | 4 | | | | | | | | | |
| 8 Ryan Braun, R OBP: 0.367, SLG: 0.630 | P5 | | CS | | G5-3 | | HR | | | 4 | 1 | 2 | 4 | 0 | 0 | 1 | | | | | | | | | |
| 28 Prince Fielder, L OBP: 0.400, SLG: 0.360 | G6-3 | | | | 14 2B 1B | | | | | 3 | 1 | 1 | 0 | 1 | 1 | 2 | | | | | | | | | |
| 14 Casey McGehee, R OBP: 0.414, SLG: 0.692 | | | | | 1B | | FC6-4 | | P3 | 3 | 0 | 1 | 0 | 1 | 0 | 1 | | | | | | | | | |
| 1 Cory Hart, R OBP: 0.438, SLG: 0.571 | | | | | FC1-4 G4-3 | | | | G5-3 | 4 | 0 | 1 | 1 | 0 | 0 | 1 | | | | | | | | | |
| 9 Gregg Zaun, S | G4-3 | | | | G4-6-3 | | K | | G3 | 4 | 0 | 0 | 0 | 0 | 1 | 3 | | | | | | | | | |
| 21 Alcides Escobar, R OBP: 0.269, SLG: 0.292 | | | | | | | F9 | | | 3 | 1 | 1 | 0 | 1 | 1 | 1 | | | | | | | | | |
| 25 Doug Davis, R | | | | | G6-3 | | | | | 1 | 0 | 0 | 0 | 0 | 0 | 0 | | | | | | | | | |
| 46 Claudio Vargas, R | | | | | K | | | | | 1 | 0 | 0 | 0 | 0 | 0 | 1 | | | | | | | | | |
| 22 Jody Gerut, L | | | | | | | | | | 0 | 0 | 0 | 0 | 0 | 0 | 1 | | | | | | | | | |
| 38 Chris Narveson, L | | | | | | | | | | 0 | 0 | 0 | 0 | 0 | 0 | 0 | | | | | | | | | |
| 2 Joe Inglett, L | | | | | | | | | | 0 | 0 | 0 | 0 | 0 | 0 | 0 | | | | | | | | | |
| 12 Carlos Villanueva, R | | | | | | | | | | 0 | 0 | 0 | 0 | 0 | 0 | 0 | | | | | | | | | |
| 60 Todd Coffey, R | | | | | | | | | | 0 | 0 | 0 | 0 | 0 | 0 | 0 | | | | | | | | | |
| 30 Craig Counsell, L | | | | | | | | | | 1 | 0 | 0 | 0 | 0 | 0 | 1 | | | | | | | | | |
| Inning Stats | R: 0 H: 0 E: 0 K: 0 S: 6 | H: 0 LOB: 1 BB: 1 P: 15 | R: 0 H: 0 E: 0 K: 1 S: 8 | H: 0 LOB: 1 BB: 1 P: 16 | R: 0 H: 1 E: 0 K: 1 S: 7 | H: 1 LOB: 0 BB: 0 P: 11 | R: 1 H: 3 E: 0 K: 0 S: 10 | H: 3 LOB: 1 BB: 0 P: 17 | R: 3 H: 2 E: 0 K: 1 S: 18 | H: 2 LOB: 1 BB: 2 P: 34 | R: 0 H: 0 E: 0 K: 1 S: 6 | H: 0 LOB: 0 BB: 0 P: 10 | R: 1 H: 2 E: 0 K: 3 S: 15 | H: 2 LOB: 1 BB: 0 P: 27 | R: 0 H: 0 E: 0 K: 0 S: 6 | H: 0 LOB: 0 BB: 0 P: 12 | R: 0 H: 0 E: 0 K: 1 S: 4 | H: 0 LOB: 1 BB: 1 P: 10 | 1B: 4 2B: 3 3B: 1 HR: 1 | SF: 0 SAC: 0 DP: 2 HBP: 1 | WP: 0 PB: 0 SB: 0 CS: 1 | PA: 39 | | | |
| PITCHER | IP WLS BF H R ER SO BB IBB HBP BLK WP HR S P ERA WHIP | IP WLS BF H R ER SO BB IBB HBP BLK WP HR S P ERA WHIP | IP WLS BF H R ER SO BB IBB HBP BLK WP HR S P ERA WHIP | IP WLS BF H R ER SO BB IBB HBP BLK WP HR S P ERA WHIP | IP WLS BF H R ER SO BB IBB HBP BLK WP HR S P ERA WHIP | IP WLS BF H R ER SO BB IBB HBP BLK WP HR S P ERA WHIP | IP WLS BF H R ER SO BB IBB HBP BLK WP HR S P ERA WHIP | IP WLS BF H R ER SO BB IBB HBP BLK WP HR S P ERA WHIP | IP WLS BF H R ER SO BB IBB HBP BLK WP HR S P ERA WHIP | IP WLS BF H R ER SO BB IBB HBP BLK WP HR S P ERA WHIP | IP WLS BF H R ER SO BB IBB HBP BLK WP HR S P ERA WHIP | IP WLS BF H R ER SO BB IBB HBP BLK WP HR S P ERA WHIP | IP WLS BF H R ER SO BB IBB HBP BLK WP HR S P ERA WHIP | IP WLS BF H R ER SO BB IBB HBP BLK WP HR S P ERA WHIP | IP WLS BF H R ER SO BB IBB HBP BLK WP HR S P ERA WHIP | IP WLS BF H R ER SO BB IBB HBP BLK WP HR S P ERA WHIP | IP WLS BF H R ER SO BB IBB HBP BLK WP HR S P ERA WHIP | IP WLS BF H R ER SO BB IBB HBP BLK WP HR S P ERA WHIP | IP WLS BF H R ER SO BB IBB HBP BLK WP HR S P ERA WHIP | IP WLS BF H R ER SO BB IBB HBP BLK WP HR S P ERA WHIP | IP WLS BF H R ER SO BB IBB HBP BLK WP HR S P ERA WHIP | IP WLS BF H R ER SO BB IBB HBP BLK WP HR S P ERA WHIP | IP WLS BF H R ER SO BB IBB HBP BLK WP HR S P ERA WHIP | IP WLS BF H R ER SO BB IBB HBP BLK WP HR S P ERA WHIP | IP WLS BF H R ER SO BB IBB HBP BLK WP HR S P ERA WHIP |

| | |
|-----|----|
| AB | 32 |
| R | 5 |
| H | 8 |
| RBI | 5 |
| BB | 5 |
| SO | 8 |
| LOB | 17 |



| Batter | 1 | 2 | 3 | 4 | 5 | 6 | 7 | 8 | 9 | AB | R | H | RBI | BB | SO | LOB | BOTTOM | | | | | | | | |
|---|---|---|---|---|---|---|---|---|---|---|---|---|---|---|---|---|---|---|---|---|---|---|---|---|---|
| 2 Ryan Theriot, R OBP: 0.258, SLG: 0.185 | G6-3 | | F8 | | G6-3 | | | | | 4 | 1 | 1 | 0 | 1 | 0 | 1 | Milwaukee Brewers @ Chicago Cubs Wrigley Field, Chicago, IL Mon Apr 12 2010, 1:24 PM - 4:21 PM CDT Att: 41,306 - Sunny - 58 F | | | | | | | | |
| 24 Marlon Byrd, R OBP: 0.240, SLG: 0.500 | BB | | HR | | G5-3 | | | | G5-3-5 | 5 | 1 | 3 | 1 | 0 | 0 | 2 | | | | | | | | | |
| 25 Derrek Lee, R OBP: 0.517, SLG: 0.500 | 1B | | HR | | HR | | | | | 3 | 2 | 2 | 1 | 0 | 1 | 1 | | | | | | | | | |
| 21 Tyler Colvin, L OBP: 0.250, SLG: 0.400 | K | | HR | | HR | | | | | 1 | 0 | 0 | 0 | 1 | 1 | 1 | | | | | | | | | |
| 16 Aramis Ramirez, R OBP: 0.226, SLG: 0.370 | BB | | K | | HR | | | | FC6-4 | 4 | 1 | 1 | 2 | 1 | 2 | 3 | | | | | | | | | |
| 22 Xavier Nady, R OBP: 0.600, SLG: 0.857 | G4-3 | | HR | | HR | | | | | 4 | 1 | 2 | 3 | 0 | 1 | 2 | | | | | | | | | |
| 12 Alfonso Soriano, R OBP: 0.200, SLG: 0.360 | G5-3 | | HR | | HR | | | | | 4 | 1 | 2 | 0 | 0 | 1 | 0 | | | | | | | | | |
| 1 Kosuke Fukudome, L OBP: 0.429, SLG: 0.650 | | | HR | | HR | | | | | 0 | 0 | 0 | 0 | 0 | 0 | 0 | | | | | | | | | |
| 28 Jeff Baker, R OBP: 0.222, SLG: 0.889 | G6-3 | | HR | | FC6-4 | | | | F8 | 4 | 1 | 1 | 2 | 0 | 0 | 2 | | | | | | | | | |
| 18 Geovany Soto, R OBP: 0.278, SLG: 0.133 | G5-3 | | G5-3 | | | | | | K | 4 | 1 | 1 | 0 | 0 | 1 | 0 | | | | | | | | | |
| 46 Ryan Dempster, R OBP: 0.250, SLG: 0.250 | K | | K | | SH5-4 | | | | K | 2 | 0 | 0 | 0 | 0 | 2 | 1 | | | | | | | | | |
| 40 James Russell, L | | | | | | | | | | 0 | 0 | 0 | 0 | 0 | 0 | 0 | | | | | | | | | |
| 9 Chad Tracy, L | | | | | | | | | | 1 | 0 | 0 | 0 | 0 | 1 | 0 | | | | | | | | | |
| 29 Jeff Samardzija, R | | | | | | | | | | 0 | 0 | 0 | 0 | 0 | 0 | 0 | | | | | | | | | |
| 49 Carlos Marmol, R | | | | | | | | | | 0 | 0 | 0 | 0 | 0 | 0 | 0 | | | | | | | | | |
| Inning Stats | R: 0 H: 1 E: 0 K: 1 S: 15 | H: 1 LOB: 2 BB: 1 P: 26 | R: 0 H: 1 E: 0 K: 1 S: 9 | H: 1 LOB: 0 BB: 0 P: 13 | R: 5 H: 5 E: 0 K: 1 S: 21 | H: 5 LOB: 0 BB: 0 P: 37 | R: 3 H: 4 E: 0 K: 1 S: 21 | H: 4 LOB: 2 BB: 1 P: 32 | R: 1 H: 1 E: 1 K: 1 S: 7 | H: 1 LOB: 1 BB: 0 P: 8 | R: 0 H: 0 E: 0 K: 3 S: 10 | H: 0 LOB: 0 BB: 0 P: 16 | R: 0 H: 0 E: 0 K: 2 S: 7 | H: 0 LOB: 0 BB: 0 P: 12 | R: 0 H: 1 E: 0 K: 0 S: 7 | H: 1 LOB: 1 BB: 1 P: 17 | 1B: 9 2B: 2 3B: 0 HR: 3 | SF: 0 SAC: 1 DP: 1 HBP: 0 | WP: 0 PB: 0 SB: 4 CS: 0 | PA: 40 | | | | | |
| PITCHER | IP WLS BF H R ER SO BB IBB HBP BLK WP HR S P ERA WHIP | IP WLS BF H R ER SO BB IBB HBP BLK WP HR S P ERA WHIP | IP WLS BF H R ER SO BB IBB HBP BLK WP HR S P ERA WHIP | IP WLS BF H R ER SO BB IBB HBP BLK WP HR S P ERA WHIP | IP WLS BF H R ER SO BB IBB HBP BLK WP HR S P ERA WHIP | IP WLS BF H R ER SO BB IBB HBP BLK WP HR S P ERA WHIP | IP WLS BF H R ER SO BB IBB HBP BLK WP HR S P ERA WHIP | IP WLS BF H R ER SO BB IBB HBP BLK WP HR S P ERA WHIP | IP WLS BF H R ER SO BB IBB HBP BLK WP HR S P ERA WHIP | IP WLS BF H R ER SO BB IBB HBP BLK WP HR S P ERA WHIP | IP WLS BF H R ER SO BB IBB HBP BLK WP HR S P ERA WHIP | IP WLS BF H R ER SO BB IBB HBP BLK WP HR S P ERA WHIP | IP WLS BF H R ER SO BB IBB HBP BLK WP HR S P ERA WHIP | IP WLS BF H R ER SO BB IBB HBP BLK WP HR S P ERA WHIP | IP WLS BF H R ER SO BB IBB HBP BLK WP HR S P ERA WHIP | IP WLS BF H R ER SO BB IBB HBP BLK WP HR S P ERA WHIP | IP WLS BF H R ER SO BB IBB HBP BLK WP HR S P ERA WHIP | IP WLS BF H R ER SO BB IBB HBP BLK WP HR S P ERA WHIP | IP WLS BF H R ER SO BB IBB HBP BLK WP HR S P ERA WHIP | IP WLS BF H R ER SO BB IBB HBP BLK WP HR S P ERA WHIP | IP WLS BF H R ER SO BB IBB HBP BLK WP HR S P ERA WHIP | IP WLS BF H R ER SO BB IBB HBP BLK WP HR S P ERA WHIP | IP WLS BF H R ER SO BB IBB HBP BLK WP HR S P ERA WHIP | IP WLS BF H R ER SO BB IBB HBP BLK WP HR S P ERA WHIP | IP WLS BF H R ER SO BB IBB HBP BLK WP HR S P ERA WHIP |



| Batter | 1 | 2 | 3 | 4 | 5 | 6 | 7 | 8 | 9 | AB | R | H | RBI | BB | SO | LOB | TOP | | | | | | | | | | |
|---|-------------------------------|----------------------------------|------------------------------|----------------------------------|------------------------------|----------------------------------|------------------------------|----------------------------------|-------------------------------|----------------------------------|-------------------------------|----------------------------------|------------------------------|---------------------------------|------------------------------|----------------------------------|------------------------------|----------------------------------|----------------------------------|------------------------------------|----------------------------------|--------|--|--|--|--|--|
| 23 Rickie Weeks Jr. R OBP: 0.311, SLG: 0.607 | | | | | | | | | | 5 | 1 | 2 | 2 | 0 | 2 | 3 | | | | | | | | | | | |
| 1 Corey Hart R OBP: 0.381, SLG: 0.526 | | | | | | | | | | 5 | 0 | 1 | 1 | 0 | 3 | 2 | | | | | | | | | | | |
| 8 Ryan Braun R OBP: 0.343, SLG: 0.563 | | | | | | | | | | 5 | 1 | 1 | 0 | 0 | 3 | 1 | | | | | | | | | | | |
| 28 Prince Fielder L OBP: 0.400, SLG: 0.400 | | | | | | | | | | 5 | 0 | 2 | 0 | 0 | 1 | 1 | | | | | | | | | | | |
| 14 Casey McGehee R OBP: 0.394, SLG: 0.633 | | | | | | | | | | 4 | 0 | 1 | 1 | 0 | 0 | 1 | | | | | | | | | | | |
| 9 Greg Zaun S OBP: 0.125, SLG: 0.045 | | | | | | | | | | 4 | 1 | 1 | 0 | 0 | 0 | 3 | | | | | | | | | | | |
| 27 Carlos Gómez R OBP: 0.280, SLG: 0.520 | | | | | | | | | | 4 | 1 | 2 | 1 | 0 | 0 | 3 | | | | | | | | | | | |
| 21 Alcides Escobar R OBP: 0.333, SLG: 0.429 | | | | | | | | | | 4 | 1 | 3 | 1 | 0 | 1 | 2 | | | | | | | | | | | |
| 31 Dave Bush R 22 Jody Gerut L 38 Chris Narveson L 60 Todd Coffey R 15 Jim Edmonds L 32 LaTroy Hawkins R | | | | | | | | | | 0 | 1 | 0 | 0 | 0 | 1 | 0 | | | | | | | | | | | |
| Inning Stats | R: 0 E: 0 K: 3 S: 10 | H: 0 LOB: 0 BB: 0 P: 14 | R: 0 E: 0 K: 0 S: 8 | H: 1 LOB: 1 BB: 0 P: 15 | R: 0 E: 0 K: 2 S: 9 | H: 1 LOB: 1 BB: 0 P: 10 | R: 0 E: 0 K: 1 S: 9 | H: 0 LOB: 0 BB: 0 P: 11 | R: 2 E: 1 K: 0 S: 19 | H: 3 LOB: 1 BB: 1 P: 29 | R: 1 E: 0 K: 1 S: 11 | H: 3 LOB: 2 BB: 0 P: 19 | R: 1 E: 0 K: 0 S: 7 | H: 2 LOB: 1 BB: 0 P: 9 | R: 2 E: 0 K: 0 S: 7 | H: 3 LOB: 1 BB: 1 P: 15 | R: 0 E: 0 K: 3 S: 9 | H: 0 LOB: 0 BB: 0 P: 15 | 1B: 8 2B: 3 3B: 2 HR: 0 | SF: 0 SAC: 1 DP: 1 HBP: 0 | WP: 0 PB: 0 SB: 0 CS: 0 | PA: 40 | | | | | |
| PITCHER | IP | WLS | BF | H | R | ER | SO | BB | IBB | HBP | BLK | WP | HR | S | P | ERA | WHIP | | | | | | | | | | |
| 36 Randy Wells R ERA: 2.92 | 6.1 | | 29 | 10 | 4 | 4 | 7 | 1 | 0 | 0 | 0 | 0 | 0 | 70 | 104 | 5.68 | 1.737 | | | | | | | | | | |
| 64 Justin Berg R ERA: 7.71 | 0.1 | | 1 | 0 | 0 | 0 | 0 | 0 | 0 | 0 | 0 | 0 | 0 | 2 | 2 | 0.00 | 0.000 | | | | | | | | | | |
| 40 James Russell L ERA: 18.0 | 0.1 | | 1 | 0 | 0 | 0 | 0 | 0 | 0 | 0 | 0 | 0 | 0 | 1 | 1 | 0.00 | 0.000 | | | | | | | | | | |
| 34 Jeff Gray R ERA: 18.0 | 1.0 | W | 6 | 3 | 2 | 2 | 0 | 1 | 0 | 0 | 0 | 0 | 0 | 7 | 15 | 18.00 | 4.000 | | | | | | | | | | |
| 49 Carlos Marmol R ERA: 3.15 | 1.0 | S | 3 | 0 | 0 | 0 | 3 | 0 | 0 | 0 | 0 | 0 | 0 | 9 | 15 | 0.00 | 0.000 | | | | | | | | | | |

Milwaukee Brewers @ Chicago Cubs
Wrigley Field, Chicago, IL
Wed Apr 14 2010, 1:22 PM - 4:25 PM CDT
Att: 39,565 - Partly Cloudy - 73 F

AB 37
R 6
H 13
RBI 6
BB 2
SO 10
LOB 16



| Batter | 1 | 2 | 3 | 4 | 5 | 6 | 7 | 8 | 9 | AB | R | H | RBI | BB | SO | LOB | BOTTOM | | | | | | | | | | |
|--|------------------------------|---------------------------------|-------------------------------|----------------------------------|-------------------------------|----------------------------------|------------------------------|----------------------------------|-------------------------------|----------------------------------|-------------------------------|----------------------------------|-------------------------------|----------------------------------|-------------------------------|----------------------------------|----------------------------------|------------------------------------|----------------------------------|--------|--|--|--|--|--|--|--|
| 2 Ryan Theriot R OBP: 0.333, SLG: 0.281 | | | | | | | | | | 5 | 1 | 4 | 2 | 0 | 0 | 0 | | | | | | | | | | | |
| 1 Kosuke Fukudome L OBP: 0.423, SLG: 0.625 | | | | | | | | | | 4 | 0 | 2 | 3 | 0 | 0 | 2 | | | | | | | | | | | |
| 16 Aramis Ramirez R OBP: 0.222, SLG: 0.323 | | | | | | | | | | 4 | 0 | 0 | 0 | 1 | 1 | 2 | | | | | | | | | | | |
| 22 Xavier Nady R OBP: 0.571, SLG: 0.700 | | | | | | | | | | 3 | 0 | 1 | 0 | 0 | 1 | 4 | | | | | | | | | | | |
| 24 Marlon Byrd R OBP: 0.207, SLG: 0.429 | | | | | | | | | | 4 | 0 | 0 | 0 | 0 | 0 | 2 | | | | | | | | | | | |
| 12 Alfonso Soriano R OBP: 0.214, SLG: 0.393 | | | | | | | | | | 3 | 1 | 1 | 0 | 0 | 1 | 1 | | | | | | | | | | | |
| 40 James Russell L | | | | | | | | | | 0 | 0 | 0 | 0 | 0 | 0 | 0 | | | | | | | | | | | |
| 34 Jeff Gray R | | | | | | | | | | 0 | 0 | 0 | 0 | 0 | 0 | 0 | | | | | | | | | | | |
| 9 Chad Tracy L | | | | | | | | | | 1 | 0 | 0 | 0 | 0 | 1 | 0 | | | | | | | | | | | |
| 49 Carlos Marmol R | | | | | | | | | | 0 | 0 | 0 | 0 | 0 | 0 | 0 | | | | | | | | | | | |
| 17 Mike Fontenot L 28 Jeff Baker R | | | | | | | | | | 2 | 0 | 1 | 1 | 0 | 0 | 0 | | | | | | | | | | | |
| 18 Geovany Soto R OBP: 0.364, SLG: 0.353 | | | | | | | | | | 2 | 2 | 1 | 1 | 2 | 0 | 1 | | | | | | | | | | | |
| 36 Randy Wells R | | | | | | | | | | 2 | 0 | 0 | 0 | 0 | 0 | 1 | | | | | | | | | | | |
| 64 Justin Berg R | | | | | | | | | | 0 | 0 | 0 | 0 | 0 | 0 | 0 | | | | | | | | | | | |
| 21 Tyler Colvin L OBP: 0.308, SLG: 0.400 | | | | | | | | | | 0 | 1 | 0 | 0 | 1 | 0 | 0 | | | | | | | | | | | |
| Inning Stats | R: 0 E: 0 K: 1 S: 6 | H: 1 LOB: 1 BB: 0 P: 7 | R: 1 E: 0 K: 0 S: 14 | H: 2 LOB: 1 BB: 0 P: 18 | R: 0 E: 0 K: 0 S: 10 | H: 1 LOB: 0 BB: 0 P: 14 | R: 0 E: 0 K: 1 S: 6 | H: 0 LOB: 0 BB: 0 P: 11 | R: 1 E: 0 K: 0 S: 10 | H: 2 LOB: 1 BB: 0 P: 14 | R: 0 E: 0 K: 0 S: 10 | H: 1 LOB: 1 BB: 0 P: 13 | R: 1 E: 0 K: 0 S: 13 | H: 2 LOB: 3 BB: 2 P: 25 | R: 4 E: 0 K: 2 S: 25 | H: 3 LOB: 1 BB: 2 P: 39 | 1B: 9 2B: 2 3B: 0 HR: 1 | SF: 1 SAC: 1 DP: 2 HBP: 1 | WP: 0 PB: 0 SB: 2 CS: 0 | PA: 39 | | | | | | | |
| PITCHER | IP | WLS | BF | H | R | ER | SO | BB | IBB | HBP | BLK | WP | HR | S | P | ERA | WHIP | | | | | | | | | | |
| 31 Dave Bush R ERA: 3.86 | 6.0 | | 24 | 7 | 2 | 2 | 2 | 0 | 0 | 0 | 0 | 0 | 0 | 56 | 77 | 3.00 | 1.167 | | | | | | | | | | |
| 38 Chris Narveson L ERA: 3.6 | 0.1 | H | 3 | 1 | 1 | 1 | 0 | 1 | 0 | 0 | 0 | 0 | 0 | 3 | 7 | 27.00 | 6.000 | | | | | | | | | | |
| 60 Todd Coffey R ERA: 3.6 | 0.2 | H | 4 | 1 | 0 | 0 | 0 | 1 | 0 | 0 | 0 | 0 | 0 | 10 | 18 | 0.00 | 3.000 | | | | | | | | | | |
| 32 LaTroy Hawkins R ERA: 8.31 | 1.0 | L | 8 | 3 | 4 | 4 | 2 | 2 | 0 | 0 | 0 | 0 | 0 | 25 | 39 | 36.00 | 5.000 | | | | | | | | | | |

Milwaukee Brewers @ Chicago Cubs
Wrigley Field, Chicago, IL
Wed Apr 14 2010, 1:22 PM - 4:25 PM CDT
Att: 39,565 - Partly Cloudy - 73 F

AB 32
R 7
H 12
RBI 7
BB 4
SO 4
LOB 13



| Batter | 1 | 2 | 3 | 4 | 5 | 6 | 7 | 8 | 9 | AB | R | H | RBI | BB | SO | LOB | TOP | | | | | | | | | | | | |
|--|---|----------------------------------|-------------------------------|----------------------------------|-------------------------------|----------------------------------|-------------------------------|----------------------------------|-------------------------------|----------------------------------|-------------------------------|----------------------------------|-------------------------------|----------------------------------|------------------------------|---|-------------------------------|----------------------------------|-----------------------------------|------------------------------------|----------------------------------|------------------|------------------|------------------|------------------|---------------------|----------------------|------------------------------|----------------------------------|
| 23 Rickie Weeks Jr. R OBP: 0.459, SLG: 0.545 | | | | | | | | | | | 5 | 0 | 1 | 1 | 1 | 2 | 2 | | | | | | | | | | | | |
| 15 Jim Edmonds, L OBP: 0.397, SLG: 0.346 | | | | | | | | | | | 6 | 3 | 3 | 0 | 0 | 1 | 5 | | | | | | | | | | | | |
| 8 Ryan Braun, R OBP: 0.415, SLG: 0.676 | | | | | | | | | | | 5 | 2 | 4 | 3 | 1 | 1 | 1 | | | | | | | | | | | | |
| 28 Prince Fielder, L OBP: 0.415, SLG: 0.382 | | | | | | | | | | | 4 | 0 | 1 | 1 | 0 | 2 | 2 | | | | | | | | | | | | |
| 14 Casey McGehee R OBP: 0.410, SLG: 0.697 | | | | | | | | | | | 3 | 1 | 1 | 3 | 2 | 0 | 4 | | | | | | | | | | | | |
| 22 Jody Gerut, L OBP: 0.143, SLG: 0.286 1 Corey Hart, R OBP: 0.348, SLG: 0.476 | | | | | | | | | | | 3 | 0 | 0 | 0 | 0 | 1 | 2 | | | | | | | | | | | | |
| 9 Gregg Zaun, S OBP: 0.207, SLG: 0.185 | | | | | | | | | | | 5 | 0 | 3 | 0 | 0 | 0 | 1 | | | | | | | | | | | | |
| 21 Alcides Escobar, R OBP: 0.314, SLG: 0.394 | | | | | | | | | | | 5 | 0 | 1 | 0 | 0 | 0 | 3 | | | | | | | | | | | | |
| 37 Jeff Suppan, R 38 Chris Navesson, L 2 Joe Inglett, L 12 Carlos Villanueva, R 27 Carlos Gómez, R 51 Trevor Hoffman, R | | | | | | | | | | | 3 | 0 | 0 | 0 | 0 | 1 | 4 | | | | | | | | | | | | |
| Inning Stats | R: 1 E: 0 K: 2 S: 15 | H: 2 LOB: 2 BB: 1 P: 27 | R: 0 E: 0 K: 1 S: 14 | H: 1 LOB: 2 BB: 1 P: 23 | R: 2 E: 1 K: 2 S: 15 | H: 2 LOB: 2 BB: 1 P: 26 | R: 1 E: 1 K: 2 S: 14 | H: 2 LOB: 1 BB: 0 P: 20 | R: 0 E: 0 K: 0 S: 17 | H: 1 LOB: 1 BB: 0 P: 25 | R: 1 E: 0 K: 0 S: 18 | H: 2 LOB: 2 BB: 0 P: 29 | R: 1 E: 0 K: 1 S: 10 | H: 1 LOB: 1 BB: 1 P: 22 | R: 1 E: 0 K: 0 S: 5 | H: 1 LOB: 1 BB: 1 P: 13 | R: 1 E: 1 K: 0 S: 14 | H: 2 LOB: 3 BB: 0 P: 19 | 1B: 10 2B: 2 3B: 0 HR: 2 | SF: 1 SAC: 1 DP: 0 HBP: 2 | WP: 2 PB: 0 SB: 2 CS: 0 | PA: 50 | | | | | | | |
| PITCHER | IP WLS BF H R ER SO BB IBB HBP BLK WP HR S P ERA WHIP | 5.0 1.0 2.0 1.0 | 27 6 10 7 | 8 2 2 2 | 4 1 2 1 | 3 1 2 0 | 7 0 0 0 | 3 0 0 0 | 0 0 0 0 | 2 0 0 0 | 1 18 15 14 | 75 29 35 19 | 5.40 9.00 9.00 0.00 | 2.200 2.000 2.000 2.000 | PITCHER | IP WLS BF H R ER SO BB IBB HBP BLK WP HR S P ERA WHIP | 5.0 1.0 2.0 1.0 | 27 6 10 7 | 8 2 2 2 | 4 1 2 1 | 3 1 2 0 | 7 0 0 0 | 3 0 0 0 | 0 0 0 0 | 2 0 0 0 | 1 18 15 14 | 75 29 35 19 | 5.40 9.00 9.00 0.00 | 2.200 2.000 2.000 2.000 |
| 38 Carlos Zambrano, R ERA: 9.45 | 5.0 | 27 | 8 | 4 | 3 | 7 | 3 | 0 | 0 | 0 | 0 | 2 | 1 | 75 | 121 | 5.40 | 2.200 | | | | | | | | | | | | |
| 45 Sean Marshall, L ERA: 1.5 | 1.0 | 6 | 2 | 1 | 1 | 0 | 0 | 0 | 0 | 0 | 0 | 0 | 0 | 18 | 29 | 9.00 | 2.000 | | | | | | | | | | | | |
| 29 Jeff Samardzija, R ERA: 16.2 | 2.0 | 10 | 2 | 2 | 2 | 1 | 2 | 0 | 0 | 0 | 0 | 1 | 15 | 35 | 9.00 | 2.000 | | | | | | | | | | | | | |
| 43 John Grabow, L ERA: 9.82 | 1.0 | 7 | 2 | 1 | 0 | 0 | 0 | 0 | 1 | 0 | 0 | 0 | 14 | 19 | 0.00 | 2.000 | | | | | | | | | | | | | |
| Batter | 1 | 2 | 3 | 4 | 5 | 6 | 7 | 8 | 9 | AB | R | H | RBI | BB | SO | LOB | BOTTOM | | | | | | | | | | | | |
| 2 Ryan Theriot, R OBP: 0.317, SLG: 0.297 | | | | | | | | | | | 5 | 1 | 1 | 0 | 0 | 0 | 3 | | | | | | | | | | | | |
| 1 Kosuke Fukudome, L OBP: 0.355, SLG: 0.517 | | | | | | | | | | | 5 | 0 | 0 | 0 | 0 | 3 | 1 | | | | | | | | | | | | |
| 25 Derrek Lee, R OBP: 0.485, SLG: 0.577 | | | | | | | | | | | 4 | 1 | 1 | 1 | 0 | 1 | 0 | | | | | | | | | | | | |
| 9 Chad Tracy, L OBP: 0.286, SLG: 0.333 | | | | | | | | | | | 1 | 0 | 1 | 1 | 0 | 0 | 0 | | | | | | | | | | | | |
| 16 Aramis Ramirez, R OBP: 0.244, SLG: 0.400 | | | | | | | | | | | 4 | 1 | 1 | 1 | 1 | 2 | 1 | | | | | | | | | | | | |
| 21 Tyler Colvin, L OBP: 0.353, SLG: 0.500 | | | | | | | | | | | 4 | 2 | 2 | 0 | 0 | 1 | 1 | | | | | | | | | | | | |
| 24 Marlon Byrd, R OBP: 0.242, SLG: 0.563 | | | | | | | | | | | 4 | 1 | 2 | 2 | 0 | 1 | 1 | | | | | | | | | | | | |
| 17 Mike Fontenot, L OBP: 0.381, SLG: 0.490 | | | | | | | | | | | 2 | 0 | 1 | 0 | 0 | 0 | 1 | | | | | | | | | | | | |
| 28 Jeff Baker, R OBP: 0.308, SLG: 0.769 | | | | | | | | | | | 2 | 0 | 0 | 0 | 0 | 0 | 1 | | | | | | | | | | | | |
| 18 Geovany Soto, R OBP: 0.423, SLG: 0.368 | | | | | | | | | | | 2 | 0 | 1 | 1 | 2 | 0 | 0 | | | | | | | | | | | | |
| 38 Carlos Zambrano, S 45 Sean Marshall, L 12 Alfonso Soriano, R 29 Jeff Samardzija, R 43 John Grabow, L 22 Xavier Nady, R | | | | | | | | | | | 2 | 0 | 0 | 0 | 0 | 0 | 2 | | | | | | | | | | | | |
| Inning Stats | R: 1 E: 0 K: 2 S: 11 | H: 1 LOB: 0 BB: 0 P: 21 | R: 1 E: 0 K: 0 S: 7 | H: 2 LOB: 1 BB: 0 P: 11 | R: 0 E: 0 K: 1 S: 8 | H: 0 LOB: 0 BB: 0 P: 12 | R: 2 E: 0 K: 1 S: 11 | H: 3 LOB: 2 BB: 1 P: 26 | R: 0 E: 0 K: 0 S: 7 | H: 0 LOB: 0 BB: 0 P: 11 | R: 1 E: 0 K: 0 S: 13 | H: 2 LOB: 3 BB: 2 P: 25 | R: 0 E: 0 K: 3 S: 11 | H: 0 LOB: 1 BB: 1 P: 19 | R: 0 E: 0 K: 1 S: 8 | H: 0 LOB: 0 BB: 0 P: 11 | R: 1 E: 0 K: 1 S: 19 | H: 2 LOB: 1 BB: 0 P: 29 | 1B: 3 2B: 4 3B: 0 HR: 3 | SF: 0 SAC: 0 DP: 0 HBP: 0 | WP: 0 PB: 0 SB: 0 CS: 0 | PA: 40 | | | | | | | |
| PITCHER | IP WLS BF H R ER SO BB IBB HBP BLK WP HR S P ERA WHIP | 5.0 1.0 2.0 1.0 | 21 7 0 0 | 4 1 0 0 | 4 0 0 0 | 4 0 0 0 | 11 0 0 0 | 11 0 0 0 | 7 0 0 0 | 11 0 0 0 | 11 0 0 0 | 19 0 0 0 | 25 0 0 0 | 19 0 0 0 | 11 0 0 0 | 11 0 0 0 | 11 0 0 0 | 19 0 0 0 | 29 0 0 0 | 3 4 0 3 | 0 0 0 0 | 0 0 0 0 | 0 0 0 0 | | | | | | |
| 37 Jeff Suppan, R ERA: 7.2 | 5.0 | 21 | 4 | 4 | 4 | 4 | 11 | 0 | 0 | 0 | 7 | 25 | 9.00 | 4.000 | | | | | | | | | | | | | | | |
| 38 Chris Navesson, L ERA: 4.5 | 1.0 | 7 | 2 | 1 | 1 | 0 | 2 | 0 | 0 | 0 | 0 | 1 | 13 | 25 | 9.00 | 4.000 | | | | | | | | | | | | | |
| 12 Carlos Villanueva, R ERA: 1.5 | 2.0 | 7 | 0 | 0 | 0 | 4 | 1 | 0 | 0 | 0 | 0 | 19 | 30 | 0.00 | 0.500 | | | | | | | | | | | | | | |
| 51 Trevor Hoffman, R ERA: 12.6 | 1.0 | 5 | 2 | 1 | 1 | 1 | 0 | 0 | 0 | 0 | 0 | 19 | 29 | 9.00 | | | | | | | | | | | | | | | |

| Batter | 1 | 2 | 3 | 4 | 5 | 6 | 7 | 8 | 9 | AB | R | H | RBI | BB | SO | LOB | TOP | | | | | |
|---|---|----------------------------------|-------------------------------|----------------------------------|------------------------------|----------------------------------|-------------------------------|----------------------------------|------------------------------|----------------------------------|------------------------------|---------------------------------|-------------------------------|----------------------------------|------------------------------|----------------------------------|-------------------------------|----------------------------------|----------------------------------|------------------------------------|----------------------------------|--------|
| 21 Michael Bourn, L (1.8) OBP: 0.368, SLG: 0.432 | | | | | | | | | | 4 | 0 | 0 | 0 | 0 | 0 | 2 | | | | | | |
| 8 Jeff Keppinger, R (1.4) OBP: 0.452, SLG: 0.519 | | | | | | | | | | 4 | 0 | 1 | 0 | 0 | 0 | 1 | | | | | | |
| 77 Pedro Feliz, R (1.3) OBP: 0.282, SLG: 0.351 | | | | | | | | | | 3 | 0 | 0 | 0 | 0 | 0 | 1 | | | | | | |
| 45 Carlos Lee, R (1.7) OBP: 0.125, SLG: 0.103 | | | | | | | | | | 4 | 0 | 1 | 0 | 0 | 1 | 1 | | | | | | |
| 9 Hunter Pence, R (1.9) OBP: 0.108, SLG: 0.189 | | | | | | | | | | 4 | 1 | 0 | 0 | 0 | 1 | 1 | | | | | | |
| 23 Chris Johnson, R (1.5) OBP: 0.278, SLG: 0.389 | | | | | | | | | | 4 | 1 | 1 | 1 | 0 | 3 | 1 | | | | | | |
| 12 Tommy Manzella, R (1.6) OBP: 0.280, SLG: 0.250 | | | | | | | | | | 4 | 0 | 1 | 1 | 0 | 2 | 0 | | | | | | |
| 55 Humberto Quintero, R (1.2) OBP: 0.250, SLG: 0.200 | | | | | | | | | | 3 | 0 | 1 | 0 | 0 | 1 | 1 | | | | | | |
| 52 Felipe Paulino, R (1.1) OBP: 0.500, SLG: 0.750 | | | | | | | | | | 2 | 0 | 1 | 0 | 0 | 0 | 0 | | | | | | |
| 48 Tim Byrdak, L (7.1) | | | | | | | | | | 0 | 0 | 0 | 0 | 0 | 0 | 0 | | | | | | |
| 47 Jeff Fulchino, R (7.1) | | | | | | | | | | 0 | 0 | 0 | 0 | 0 | 0 | 0 | | | | | | |
| 59 Wilton Lopez, R (8.1) | | | | | | | | | | 0 | 0 | 0 | 0 | 0 | 0 | 0 | | | | | | |
| Inning Stats | R: 0 E: 0 K: 0 S: 10 | H: 0 LOB: 1 BB: 0 P: 13 | R: 0 E: 0 K: 3 S: 11 | H: 0 LOB: 0 BB: 0 P: 16 | R: 0 E: 0 K: 3 S: 9 | H: 1 LOB: 1 BB: 0 P: 14 | R: 2 E: 1 K: 1 S: 11 | H: 2 LOB: 1 BB: 0 P: 12 | R: 0 E: 0 K: 1 S: 6 | H: 0 LOB: 0 BB: 0 P: 10 | R: 0 E: 0 K: 1 S: 8 | H: 1 LOB: 1 BB: 0 P: 2 | R: 0 E: 0 K: 0 S: 10 | H: 1 LOB: 0 BB: 0 P: 14 | R: 0 E: 0 K: 2 S: 7 | H: 0 LOB: 0 BB: 0 P: 14 | R: 0 E: 0 K: 2 S: 11 | H: 0 LOB: 0 BB: 0 P: 14 | 1B: 5 2B: 0 3B: 1 HR: 0 | SF: 0 SAC: 1 DP: 1 HBP: 1 | WP: 0 PB: 0 SB: 0 CS: 0 | PA: 34 |
| PITCHER | IP WLS BF H R ER SO BB IBB HBP BLK WP HR S P ERA WHIP | | | | | | | | | | | | | | | | | | | | | |
| 52 Carlos Silva, R (1.1) ERA: 0.69 | 7.0 W 28 5 2 0 5 0 0 0 1 0 0 0 65 91 0.00 0.714 | | | | | | | | | | | | | | | | | | | | | |
| 43 John Grabow, L (8.1) ERA: 7.71 | 1.0 3 1 0 0 1 0 0 0 0 0 0 7 10 0.00 1.000 | | | | | | | | | | | | | | | | | | | | | |
| 49 Carlos Marmol, R (9.1) ERA: | 1.0 3 0 0 0 2 0 0 0 0 0 0 0 11 14 0.00 0.000 | | | | | | | | | | | | | | | | | | | | | |

Houston Astros @ Chicago Cubs
Wrigley Field, Chicago, IL
Fri Apr 16 2010, 1:23 PM - 3:47 PM CDT
Att: 37,291 - Partly Cloudy - 62 F

| | |
|-----|----|
| AB | 32 |
| R | 2 |
| H | 6 |
| RBI | 2 |
| BB | 0 |
| SO | 8 |
| LOB | 8 |



| Batter | 1 | 2 | 3 | 4 | 5 | 6 | 7 | 8 | 9 | AB | R | H | RBI | BB | SO | LOB | BOTTOM | | | | | |
|---|---|----------------------------------|------------------------------|----------------------------------|-------------------------------|----------------------------------|-------------------------------|----------------------------------|------------------------------|---------------------------------|-------------------------------|----------------------------------|-------------------------------|----------------------------------|-------------------------------|----------------------------------|-------------------------------|----------------------------------|----------------------------------|------------------------------------|----------------------------------|--------|
| 2 Ryan Theriot, R (1.6) OBP: 0.311, SLG: 0.293 | | | | | | | | | | 4 | 1 | 1 | 1 | 0 | 0 | 1 | | | | | | |
| 1 Kosuke Fukudome, L (1.9) OBP: 0.343, SLG: 0.484 | | | | | | | | | | 2 | 0 | 0 | 1 | 1 | 0 | 1 | | | | | | |
| 25 Derrek Lee, R (1.3) OBP: 0.459, SLG: 0.633 | | | | | | | | | | 4 | 1 | 1 | 3 | 0 | 0 | 1 | | | | | | |
| 16 Aramis Ramirez, R (1.5) OBP: 0.244, SLG: 0.410 | | | | | | | | | | 4 | 0 | 1 | 0 | 0 | 1 | 1 | | | | | | |
| 24 Marlon Byrd, R (1.8) OBP: 0.243, SLG: 0.556 | | | | | | | | | | 4 | 1 | 1 | 0 | 0 | 0 | 1 | | | | | | |
| 12 Alfonso Soriano, R (1.7) OBP: 0.281, SLG: 0.452 | | | | | | | | | | 3 | 1 | 2 | 1 | 0 | 1 | 0 | | | | | | |
| 21 Tyler Colvin, L (8.7) OBP: 0.389, SLG: 0.533 | | | | | | | | | | 1 | 0 | 1 | 0 | 0 | 0 | 0 | | | | | | |
| 17 Mike Fontenot, L (1.4) OBP: 0.400, SLG: 0.391 | | | | | | | | | | 3 | 1 | 1 | 0 | 1 | 1 | 1 | | | | | | |
| 55 Koyie Hill, S (1.2) OBP: 0.400, SLG: 0.556 | | | | | | | | | | 3 | 2 | 2 | 0 | 1 | 1 | 2 | | | | | | |
| 52 Carlos Silva, R (1.1) OBP: 0.260, SLG: 0.500 | | | | | | | | | | 2 | 0 | 1 | 1 | 0 | 0 | 2 | | | | | | |
| 9 Chad Tracy, L (7.9) OBP: 0.295, SLG: 0.333 | | | | | | | | | | 0 | 0 | 0 | 0 | 0 | 0 | 0 | | | | | | |
| 22 Xavier Nady, R (7.9) OBP: 0.300, SLG: 0.583 | | | | | | | | | | 1 | 0 | 0 | 0 | 0 | 0 | 3 | | | | | | |
| 43 John Grabow, L (8.1) OBP: 0.280, SLG: 0.333 | | | | | | | | | | 0 | 0 | 0 | 0 | 0 | 0 | 0 | | | | | | |
| 26 Jeff Baker, R (8.9) OBP: 0.280, SLG: 0.750 | | | | | | | | | | 1 | 0 | 0 | 0 | 0 | 0 | 2 | | | | | | |
| 49 Carlos Marmol, R (9.1) ERA: | | | | | | | | | | 0 | 0 | 0 | 0 | 0 | 0 | 0 | | | | | | |
| Inning Stats | R: 0 E: 0 K: 0 S: 7 | H: 0 LOB: 0 BB: 0 P: 11 | R: 0 E: 0 K: 1 S: 8 | H: 0 LOB: 0 BB: 0 P: 10 | R: 0 E: 0 K: 1 S: 12 | H: 2 LOB: 1 BB: 0 P: 19 | R: 0 E: 0 K: 0 S: 11 | H: 0 LOB: 0 BB: 0 P: 16 | R: 0 E: 0 K: 1 S: 6 | H: 2 LOB: 1 BB: 0 P: 9 | R: 0 E: 0 K: 1 S: 10 | H: 0 LOB: 1 BB: 1 P: 21 | R: 6 E: 0 K: 0 S: 23 | H: 5 LOB: 1 BB: 2 P: 40 | R: 0 E: 0 K: 1 S: 10 | H: 2 LOB: 1 BB: 0 P: 16 | R: 0 E: 0 K: 1 S: 10 | H: 0 LOB: 0 BB: 0 P: 14 | 1B: 5 2B: 4 3B: 1 HR: 1 | SF: 1 SAC: 0 DP: 2 HBP: 0 | WP: 0 PB: 0 SB: 1 CS: 0 | PA: 36 |
| PITCHER | IP WLS BF H R ER SO BB IBB HBP BLK WP HR S P ERA WHIP | | | | | | | | | | | | | | | | | | | | | |
| 52 Felipe Paulino, R (1.1) ERA: 7.36 | 6.0 L 26 6 5 5 3 3 0 0 0 0 0 0 61 106 7.50 1.500 | | | | | | | | | | | | | | | | | | | | | |
| 48 Tim Byrdak, L (7.1) ERA: 3.59 | 0.2 3 1 0 0 0 0 0 0 0 0 0 4 4 0.00 1.500 | | | | | | | | | | | | | | | | | | | | | |
| 47 Jeff Fulchino, R (7.1) ERA: 12.27 | 0.1 3 2 2 2 0 0 0 0 0 0 1 12 16 54.00 6.000 | | | | | | | | | | | | | | | | | | | | | |
| 59 Wilton Lopez, R (8.1) ERA: 6.75 | 1.0 4 2 0 0 1 0 0 0 0 0 0 0 10 16 0.00 2.000 | | | | | | | | | | | | | | | | | | | | | |

Houston Astros @ Chicago Cubs
Wrigley Field, Chicago, IL
Fri Apr 16 2010, 1:23 PM - 3:47 PM CDT
Att: 37,291 - Partly Cloudy - 62 F

| | |
|-----|----|
| AB | 32 |
| R | 7 |
| H | 11 |
| RBI | 7 |
| BB | 3 |
| SO | 4 |
| LOB | 15 |



| Batter | 1 | 2 | 3 | 4 | 5 | 6 | 7 | 8 | 9 | AB | R | H | RBI | BB | SO | LOB | TOP | | | | | |
|--|---|----------------------------------|-------------------------------|----------------------------------|------------------------------|----------------------------------|------------------------------|---------------------------------|-------------------------------|----------------------------------|------------------------------|----------------------------------|-------------------------------|----------------------------------|------------------------------|---------------------------------|---|----------------------------------|----------------------------------|------------------------------------|----------------------------------|--------|
| 8 Jeff Keppinger, R OBP: 0.429, SLG: 0.484 | G1-4-3 | FC5 | | | G4-3 | | | | | 4 | 0 | 1 | 1 | 0 | 0 | 2 | Houston Astros @ Chicago Cubs Wrigley Field, Chicago, IL Sat Apr 17 2010, 12:06 PM - 2:45 PM CDT Att: 40,471 - Sunny - 48 F | | | | | |
| 4 Jason Michaels, R OBP: 0.256, SLG: 0.455 | L8 | | F9 | | E7 | | F8 | | | 4 | 0 | 0 | 0 | 0 | 0 | 1 | | | | | | |
| 77 Pedro Feliz, R OBP: 0.227, SLG: 0.317 | P4 | | G1-3 | | F8 | | | P6 | | 4 | 0 | 0 | 0 | 0 | 0 | 1 | | | | | | |
| 45 Carlos Lee, R OBP: 0.136, SLG: 0.116 | | | F7 | | | P4 | | F7 | | 4 | 1 | 1 | 0 | 0 | 0 | 0 | | | | | | |
| 18 Cory Sullivan, L OBP: 0.091, SLG: 0.273 | | | | | | | | | | 0 | 0 | 0 | 0 | 0 | 0 | 0 | | | | | | |
| 9 Hunter Pence, R OBP: 0.122, SLG: 0.195 | | | | | | | | | | 4 | 0 | 1 | 0 | 0 | 0 | 0 | | | | | | |
| 23 Chris Johnson, R OBP: 0.227, SLG: 0.318 | | | | | | | | | | 4 | 1 | 0 | 1 | 0 | 1 | 1 | | | | | | |
| 12 Tommy Manzella, R OBP: 0.241, SLG: 0.214 | | | | | | | | | | 4 | 0 | 0 | 0 | 0 | 0 | 1 | | | | | | |
| 46 J.R. Towles, R OBP: 0.182, SLG: 0.364 | | | | | | | | | | 4 | 2 | 3 | 2 | 0 | 1 | 0 | | | | | | |
| 44 Roy Oswalt, R | | | | | | | | | | 1 | 0 | 0 | 0 | 1 | 0 | 0 | | | | | | |
| 37 Brandon Lyon, R | | | | | | | | | | 0 | 0 | 0 | 0 | 0 | 0 | 0 | | | | | | |
| 43 Chris Sampson, R | | | | | | | | | | 0 | 0 | 0 | 0 | 0 | 0 | 0 | | | | | | |
| 22 Matt Lindstrom, R | | | | | | | | | | 0 | 0 | 0 | 0 | 0 | 0 | 0 | | | | | | |
| Inning Stats | R: 0 E: 0 K: 0 S: 7 | H: 0 LOB: 0 BB: 0 P: 11 | R: 2 E: 0 K: 0 S: 10 | H: 3 LOB: 2 BB: 1 P: 18 | R: 0 E: 0 K: 0 S: 6 | H: 0 LOB: 0 BB: 0 P: 11 | R: 0 E: 0 K: 0 S: 5 | H: 0 LOB: 0 BB: 0 P: 9 | R: 1 E: 1 K: 0 S: 12 | H: 1 LOB: 1 BB: 0 P: 19 | R: 0 E: 0 K: 0 S: 9 | H: 0 LOB: 0 BB: 0 P: 14 | R: 1 E: 0 K: 0 S: 17 | H: 2 LOB: 1 BB: 0 P: 25 | R: 0 E: 0 K: 0 S: 6 | H: 0 LOB: 0 BB: 0 P: 6 | R: 0 E: 0 K: 3 S: 10 | H: 0 LOB: 0 BB: 0 P: 15 | 1B: 5 2B: 0 3B: 0 HR: 1 | SF: 0 SAC: 1 DP: 0 HBP: 0 | WP: 0 PB: 0 SB: 0 CS: 0 | PA: 35 |
| PITCHER | IP WLS BF H R ER SO BB IBB HBP BLK WP HR S P ERA WHIP | | | | | | | | | | | | | | | | | | | | | |
| 32 Tom Gorzelanny, L ERA: 1.93 | 3.0 L 13 3 2 2 0 1 0 0 0 0 0 0 23 40 6.00 1.333 | | | | | | | | | | | | | | | | | | | | | |
| 34 Jeff Gray, R ERA: 9.0 | 2.0 8 1 1 1 0 0 0 0 0 0 0 1 17 28 4.50 0.500 | | | | | | | | | | | | | | | | | | | | | |
| 64 Justin Berg, R ERA: 6.23 | 2.0 8 2 1 1 0 0 0 0 0 0 0 0 26 39 4.50 1.000 | | | | | | | | | | | | | | | | | | | | | |
| 40 James Russell, L ERA: 1.29 | 1.0 3 0 0 0 0 0 0 0 0 0 0 0 6 6 0.00 0.000 | | | | | | | | | | | | | | | | | | | | | |
| 45 Sean Marshall, L ERA: 1.29 | 1.0 3 0 0 0 3 0 0 0 0 0 0 0 10 15 0.00 0.000 | | | | | | | | | | | | | | | | | | | | | |

| Batter | 1 | 2 | 3 | 4 | 5 | 6 | 7 | 8 | 9 | AB | R | H | RBI | BB | SO | LOB | BOTTOM | | | |
|---|---|----------------------------------|-------------------------------|----------------------------------|-------------------------------|----------------------------------|------------------------------|----------------------------------|------------------------------|----------------------------------|-------------------------------|----------------------------------|-------------------------------|----------------------------------|-------------------------------|----------------------------------|---|------------------------------------|----------------------------------|--------|
| 2 Ryan Theriot, R OBP: 0.300, SLG: 0.283 | G4-3 | | | | | | | | | 5 | 0 | 1 | 0 | 0 | 1 | 1 | Houston Astros @ Chicago Cubs Wrigley Field, Chicago, IL Sat Apr 17 2010, 12:06 PM - 2:45 PM CDT Att: 40,471 - Sunny - 48 F | | | |
| 1 Kosuke Fukudome, L OBP: 0.325, SLG: 0.444 | G1-3 | | P5 | | | | | | | 5 | 1 | 1 | 0 | 0 | 2 | 2 | | | | |
| 25 Derrek Lee, R OBP: 0.439, SLG: 0.618 | | | F9 | | | | | | | 4 | 1 | 1 | 0 | 0 | 2 | 1 | | | | |
| 16 Aramis Ramirez, R OBP: 0.245, SLG: 0.419 | | | | | | | | | | 4 | 1 | 1 | 2 | 0 | 0 | 0 | | | | |
| 24 Marlon Byrd, R OBP: 0.220, SLG: 0.500 | | | | | | | | | | 4 | 0 | 0 | 0 | 0 | 2 | 1 | | | | |
| 12 Alfonso Soriano, R OBP: 0.306, SLG: 0.466 | | | | | | | | | | 4 | 0 | 2 | 1 | 0 | 1 | 0 | | | | |
| 17 Mike Fontenot, L OBP: 0.379, SLG: 0.370 | | | | | | | | | | 4 | 0 | 1 | 0 | 0 | 0 | 1 | | | | |
| 18 Geovany Soto, R OBP: 0.433, SLG: 0.435 | | | | | | | | | | 4 | 0 | 2 | 0 | 0 | 1 | 2 | | | | |
| 32 Tom Gorzelanny, L ERA: 1.93 | | | | | | | | | | 0 | 0 | 0 | 0 | 0 | 0 | 0 | | | | |
| 34 Jeff Gray, R ERA: 9.0 | | | | | | | | | | 0 | 0 | 0 | 0 | 0 | 0 | 0 | | | | |
| 64 Justin Berg, R ERA: 6.23 | | | | | | | | | | 0 | 0 | 0 | 0 | 0 | 0 | 0 | | | | |
| 40 James Russell, L ERA: 1.29 | | | | | | | | | | 0 | 0 | 0 | 0 | 0 | 0 | 0 | | | | |
| 45 Sean Marshall, L ERA: 1.29 | | | | | | | | | | 0 | 0 | 0 | 0 | 0 | 0 | 0 | | | | |
| Inning Stats | R: 0 E: 0 K: 1 S: 9 | H: 0 LOB: 0 BB: 0 P: 13 | R: 0 E: 0 K: 1 S: 12 | H: 2 LOB: 2 BB: 0 P: 20 | R: 0 E: 0 K: 0 S: 13 | H: 1 LOB: 1 BB: 0 P: 17 | R: 0 E: 0 K: 1 S: 6 | H: 0 LOB: 0 BB: 0 P: 11 | R: 0 E: 0 K: 2 S: 8 | H: 0 LOB: 0 BB: 0 P: 12 | R: 0 E: 1 K: 0 S: 10 | H: 1 LOB: 2 BB: 0 P: 16 | R: 3 E: 0 K: 1 S: 20 | H: 4 LOB: 1 BB: 0 P: 29 | R: 0 E: 1 K: 2 S: 10 | H: 0 LOB: 1 BB: 0 P: 16 | 1B: 5 2B: 4 3B: 0 HR: 0 | SF: 0 SAC: 0 DP: 0 HBP: 0 | WP: 1 PB: 0 SB: 0 CS: 0 | PA: 38 |
| PITCHER | IP WLS BF H R ER SO BB IBB HBP BLK WP HR S P ERA WHIP | | | | | | | | | | | | | | | | | | | |
| 44 Roy Oswalt, R ERA: 2.37 | 7.0 W 27 5 4 3 3 1 0 0 0 0 0 0 14 20 0.00 0.714 | | | | | | | | | | | | | | | | | | | |
| 37 Brandon Lyon, R ERA: 10.13 | 0.2 6 4 3 3 1 0 0 0 0 0 0 0 6 9 0.00 0.000 | | | | | | | | | | | | | | | | | | | |
| 43 Chris Sampson, R ERA: 1.17 | 0.1 H 1 0 0 0 0 0 0 0 0 0 0 0 6 9 0.00 0.000 | | | | | | | | | | | | | | | | | | | |
| 22 Matt Lindstrom, R ERA: 4.5 | 1.0 S 4 0 0 0 2 0 0 0 0 0 1 0 10 16 0.00 0.000 | | | | | | | | | | | | | | | | | | | |


| | |
|-----|----|
| AB | 33 |
| R | 4 |
| H | 6 |
| RBI | 4 |
| BB | 1 |
| SO | 3 |
| LOB | 6 |



| Batter | 1 | 2 | 3 | 4 | 5 | 6 | 7 | 8 | 9 | AB | R | H | RBI | BB | SO | LOB | TOP | | | | | | | |
|--|---|--|-------------------------------|--|------------------------------|---|------------------------------|--|------------------------------|----------------------------------|------------------------------|----------------------------------|-------------------------------|----------------------------------|------------------------------|----------------------------------|--|----------------------------------|----------------------------------|------------------------------------|----------------------------------|--------|--|--|
| 1 Kosuke Fukudome, L (1, 9) OBP: 0.326, SLG: 0.400 | G6-3 | | G6-4-3 BB | | | K | | F7 | | 3 | 0 | 0 | 0 | 1 | 1 | 1 | Chicago Cubs @ New York Mets Citi Field, Flushing, NY Tue Apr 20 2010, 7:12 PM - 9:50 PM EDT Att: 27,502 - Partly Cloudy - 61 F | | | | | | | |
| 28 Jeff Baker, R (1, 4) OBP: 0.296, SLG: 0.480 | K | | G6-4-3 1-2 | | | G4-3 | | K | | 4 | 0 | 0 | 0 | 0 | 2 | 2 | | | | | | | | |
| 25 Derrek Lee, R (1, 3) OBP: 0.400, SLG: 0.477 | | | | P3 | | | | F8 | | 2 | 0 | 0 | 0 | 2 | 0 | 0 | | | | | | | | |
| 16 Aramis Ramirez, R (1, 5) OBP: 0.213, SLG: 0.345 | F9 | | | P4 | | | | | | 4 | 0 | 0 | 0 | 0 | 2 | 2 | | | | | | | | |
| 24 Marlon Byrd, R (1, 8) OBP: 0.291, SLG: 0.509 | K | | | G5-3 | | | | | | 4 | 0 | 0 | 0 | 0 | 2 | 1 | | | | | | | | |
| 12 Alfonso Soriano, R (1, 7) OBP: 0.319, SLG: 0.489 | G5-3 | | | F7 | | | | | | 3 | 0 | 1 | 0 | 1 | 0 | 0 | | | | | | | | |
| 17 Mike Fontenot, L (1, 6) OBP: 0.357, SLG: 0.355 | | | | FC6-4 BB | | | | 2B | | 3 | 0 | 1 | 0 | 1 | 1 | 3 | | | | | | | | |
| 55 Koyie Hill, S (1, 2) OBP: 0.357, SLG: 0.462 | L9 | | | FC6-4 BB | | | | E1 G4-3 | | 3 | 0 | 1 | 0 | 0 | 0 | 1 | | | | | | | | |
| 38 Carlos Zambrano, S (1, 1) OBP: 0.357, SLG: 0.462 | | | | FC6-4 BB | | | | G4-3 | | 2 | 0 | 0 | 0 | 0 | 1 | 2 | | | | | | | | |
| 34 Jeff Gray, R (7, 1) OBP: 0.222, SLG: 0.250 | | | | | | | | | | 0 | 0 | 0 | 0 | 0 | 0 | 0 | | | | | | | | |
| 9 Chad Tracy, L (8, PH) OBP: 0.222, SLG: 0.250 | | | | | | | | | | 1 | 0 | 0 | 0 | 0 | 0 | 1 | | | | | | | | |
| 43 John Grabow, L (8, 1) OBP: 0.222, SLG: 0.250 | | | | | | | | | | 0 | 0 | 0 | 0 | 0 | 0 | 0 | | | | | | | | |
| Inning Stats | R: 0 E: 0 K: 1 S: 12 | H: 0 LOB: 1 BB: 1 P: 22 | R: 0 E: 0 K: 1 S: 13 | H: 0 LOB: 1 BB: 1 P: 19 | R: 0 E: 0 K: 1 S: 9 | H: 0 LOB: 0 BB: 1 P: 17 | R: 0 E: 0 K: 0 S: 5 | H: 0 LOB: 0 BB: 0 P: 6 | R: 0 E: 0 K: 1 S: 7 | H: 2 LOB: 1 BB: 0 P: 13 | R: 0 E: 0 K: 1 S: 7 | H: 0 LOB: 0 BB: 0 P: 10 | R: 0 E: 0 K: 2 S: 10 | H: 1 LOB: 1 BB: 0 P: 15 | R: 0 E: 1 K: 1 S: 7 | H: 0 LOB: 1 BB: 2 P: 12 | R: 0 E: 0 K: 2 S: 15 | H: 0 LOB: 2 BB: 2 P: 26 | 1B: 2 2B: 1 3B: 0 HR: 0 | SF: 0 SAC: 0 DP: 1 HBP: 0 | WP: 0 PB: 0 SB: 0 CS: 0 | PA: 34 | | |
| PITCHER | IP WLS BF H R ER SO BB IBB HBP BLK WP HR S P ERA WHIP | 7.0 W 25 3 0 0 6 3 0 0 0 0 0 63 102 0.00 0.857 | (1, 1) ERA: 0.98 | 0.2 H 3 0 0 0 0 0 0 0 0 0 0 4 6 0.00 0.000 | (8, 1) ERA: 1.35 | 0.1 H 1 0 0 0 1 0 0 0 0 0 3 6 0.00 0.000 | (8, 1) ERA: 4.82 | 1.0 5 0 0 0 2 2 0 0 0 0 0 0 15 26 0.00 2.000 | (9, 1) ERA: 1.5 | | | | | | | | | | | | | | | |

| Batter | 1 | 2 | 3 | 4 | 5 | 6 | 7 | 8 | 9 | AB | R | H | RBI | BB | SO | LOB | BOTTOM | | | | | | | |
|--|---|--|-------------------------------|----------------------------------|------------------------------|----------------------------------|------------------------------|----------------------------------|-------------------------------|----------------------------------|-------------------------------|----------------------------------|-------------------------------|----------------------------------|-------------------------------|----------------------------------|--|------------------------------------|----------------------------------|--------|--|--|--|--|
| 7 José Reyes, S (1, 6) OBP: 0.280, SLG: 0.311 | 1B | 1H 2H | | | P5 | | G6-3 BB | 1S 1B | | 5 | 0 | 4 | 2 | 0 | 0 | 0 | Chicago Cubs @ New York Mets Citi Field, Flushing, NY Tue Apr 20 2010, 7:12 PM - 9:50 PM EDT Att: 27,502 - Partly Cloudy - 61 F | | | | | | | |
| 1 Luis Castillo, S (1, 4) OBP: 0.353, SLG: 0.302 | 1B | G6-3 | | | 44 BB | | 5 G6-3 BB | L3 | | 4 | 0 | 2 | 0 | 1 | 0 | 2 | | | | | | | | |
| 5 David Wright, R (1, 5) OBP: 0.439, SLG: 0.458 | L7 | | | | K | | G6-3 | | | 4 | 0 | 0 | 0 | 0 | 1 | 5 | | | | | | | | |
| 44 Jason Bay, R (1, 7) OBP: 0.361, SLG: 0.314 | K | | | | K | | | | | 2 | 0 | 0 | 0 | 1 | 2 | 2 | | | | | | | | |
| 12 Jeff Francoeur, R (1, 9) OBP: 0.381, SLG: 0.566 | K | | | | BB | | | HBP | | 4 | 0 | 0 | 0 | 0 | 2 | 6 | | | | | | | | |
| 29 Ike Davis, L (1, 3) OBP: 0.375, SLG: 0.286 | K | | | | P6 | | | G6-3 | | 4 | 0 | 0 | 0 | 0 | 2 | 6 | | | | | | | | |
| 16 Ángel Pagán, S (1, 8) OBP: 0.364, SLG: 0.375 | | | | | G3 | | | K | | 3 | 1 | 0 | 0 | 1 | 2 | 0 | | | | | | | | |
| 4 Henry Blanco, R (1, 2) OBP: 0.200, SLG: 0.083 | | | | | F7 | | | P6 | | 3 | 1 | 1 | 0 | 0 | 0 | 0 | | | | | | | | |
| 34 Mike Pelfrey, R (1, 1) OBP: 0.500, SLG: 0.333 | | | | | FC6-4 BB | | | | | 3 | 0 | 1 | 0 | 1 | 1 | 2 | | | | | | | | |
| 18 Ryota Igarashi, R (8, 1) ERA: 6.75 | | | | | | | | | | 0 | 0 | 0 | 0 | 0 | 0 | 0 | | | | | | | | |
| 38 Fernando Nieve, R (8, 1) OBP: 0.299, SLG: 0.360 | | | | | | | | | | 0 | 0 | 0 | 0 | 0 | 0 | 0 | | | | | | | | |
| 17 Fernando Tatis, R (8, PH) OBP: 0.299, SLG: 0.360 | | | | | | | | | | 1 | 1 | 2 | 0 | 0 | 0 | 0 | | | | | | | | |
| 75 Francisco Rodríguez, R (9, 1) ERA: 9.53 | | | | | | | | | | 0 | 0 | 0 | 0 | 0 | 0 | 0 | | | | | | | | |
| Inning Stats | R: 0 E: 0 K: 2 S: 13 | H: 2 LOB: 2 BB: 0 P: 21 | R: 2 E: 0 K: 2 S: 16 | H: 2 LOB: 1 BB: 1 P: 32 | R: 0 E: 0 K: 2 S: 9 | H: 0 LOB: 0 BB: 0 P: 15 | R: 0 E: 0 K: 0 S: 6 | H: 1 LOB: 1 BB: 0 P: 12 | R: 0 E: 0 K: 1 S: 12 | H: 1 LOB: 2 BB: 1 P: 19 | R: 0 E: 0 K: 2 S: 12 | H: 0 LOB: 1 BB: 1 P: 20 | R: 0 E: 0 K: 0 S: 10 | H: 1 LOB: 2 BB: 1 P: 18 | R: 2 E: 0 K: 0 S: 13 | H: 2 LOB: 1 BB: 1 P: 18 | 1B: 7 2B: 0 3B: 1 HR: 1 | SF: 0 SAC: 1 DP: 1 HBP: 1 | WP: 0 PB: 0 SB: 1 CS: 0 | PA: 38 | | | | |
| PITCHER | IP WLS BF H R ER SO BB IBB HBP BLK WP HR S P ERA WHIP | 6.0 L 27 6 2 2 9 3 0 0 0 0 0 68 119 3.00 1.500 | (1, 1) ERA: 7.45 | (7, 1) ERA: 6.75 | (8, 1) ERA: 9.53 | | | | | | | | | | | | | | | | | | | |

livebaseballscorecards.com




| Batter | 1 | 2 | 3 | 4 | 5 | 6 | 7 | 8 | 9 | AB | R | H | RBI | BB | SO | LOB | TOP | | | | | | | | |
|---|---|---|---|---|---|---|---|---|---|---|---|---|---|---|---|---|---|---|---|---|---|---|---|---|---|
| 2 Ryan Theriot, R OBP: 0.314, SLG: 0.281 | | | | | | | | | | 5 | 0 | 2 | 0 | 0 | 2 | 1 | | | | | | | | | |
| 28 Jeff Baker, R OBP: 0.250, SLG: 0.382 | | | | | | | | | | 3 | 0 | 0 | 0 | 0 | 0 | 2 | | | | | | | | | |
| 9 Chad Tracy, L OBP: 0.222, SLG: 0.250 | | | | | | | | | | 0 | 0 | 0 | 0 | 0 | 0 | 0 | | | | | | | | | |
| 16 Aramis Ramirez, R OBP: 0.188, SLG: 0.302 | | | | | | | | | | 2 | 0 | 0 | 0 | 0 | 1 | 2 | | | | | | | | | |
| 25 Derrek Lee, R OBP: 0.379, SLG: 0.426 | | | | | | | | | | 5 | 0 | 1 | 0 | 0 | 0 | 2 | | | | | | | | | |
| 24 Marlon Byrd, R OBP: 0.338, SLG: 0.557 | | | | | | | | | | 4 | 1 | 3 | 0 | 0 | 1 | 1 | | | | | | | | | |
| 22 Xavier Nady, R OBP: 0.379, SLG: 0.375 | | | | | | | | | | 4 | 0 | 1 | 0 | 0 | 1 | 3 | | | | | | | | | |
| 12 Alfonso Soriano, R OBP: 0.357, SLG: 0.577 | | | | | | | | | | 3 | 0 | 0 | 0 | 1 | 1 | 4 | | | | | | | | | |
| 18 Geovany Soto, R OBP: 0.522, SLG: 0.455 | | | | | | | | | | 3 | 1 | 1 | 0 | 1 | 0 | 3 | | | | | | | | | |
| 17 Mike Fontenot, L OBP: 0.368, SLG: 0.382 | | | | | | | | | | 3 | 0 | 1 | 1 | 0 | 0 | 1 | | | | | | | | | |
| 32 Tom Gorzelanny, R ERA: 2.99 | | | | | | | | | | 2 | 0 | 0 | 0 | 0 | 0 | 1 | | | | | | | | | |
| 40 James Russell, L ERA: 4.82 | | | | | | | | | | 0 | 0 | 0 | 0 | 0 | 0 | 0 | | | | | | | | | |
| 1 Kosuke Fukudome, L ERA: 1.23 | | | | | | | | | | 1 | 0 | 1 | 1 | 0 | 0 | 0 | | | | | | | | | |
| 34 Jeff Gray, R ERA: 2.0 | | | | | | | | | | 0 | 0 | 0 | 0 | 0 | 0 | 0 | | | | | | | | | |
| 21 Tyler Colvin, L ERA: 1.17 | | | | | | | | | | 1 | 0 | 0 | 0 | 0 | 1 | 2 | | | | | | | | | |
| 64 Justin Berg, R ERA: 1.17 | | | | | | | | | | 0 | 0 | 0 | 0 | 0 | 0 | 0 | | | | | | | | | |
| Inning Stats | R: 0 E: 0 K: 1 S: 10 | H: 0 LOB: 0 BB: 0 P: 15 | R: 0 E: 0 K: 0 S: 12 | H: 1 LOB: 1 BB: 0 P: 18 | R: 0 E: 0 K: 0 S: 13 | H: 1 LOB: 1 BB: 0 P: 14 | R: 0 E: 0 K: 0 S: 12 | H: 2 LOB: 2 BB: 0 P: 16 | R: 0 E: 0 K: 1 S: 6 | H: 1 LOB: 1 BB: 0 P: 8 | R: 0 E: 0 K: 3 S: 17 | H: 1 LOB: 1 BB: 0 P: 22 | R: 1 E: 0 K: 0 S: 14 | H: 3 LOB: 2 BB: 0 P: 19 | R: 1 E: 0 K: 1 S: 22 | H: 1 LOB: 2 BB: 2 P: 35 | R: 0 E: 0 K: 2 S: 8 | H: 0 LOB: 0 BB: 0 P: 13 | 1B: 8 2B: 2 3B: 0 HR: 0 | SF: 1 SAC: 0 DP: 0 HBP: 0 | WP: 0 PB: 0 SB: 0 CS: 0 | PA: 39 | | | |
| PITCHER | IP WLS BF H R ER SO BB IBB HBP BLK WP HR S P ERA WHIP | IP WLS BF H R ER SO BB IBB HBP BLK WP HR S P ERA WHIP | IP WLS BF H R ER SO BB IBB HBP BLK WP HR S P ERA WHIP | IP WLS BF H R ER SO BB IBB HBP BLK WP HR S P ERA WHIP | IP WLS BF H R ER SO BB IBB HBP BLK WP HR S P ERA WHIP | IP WLS BF H R ER SO BB IBB HBP BLK WP HR S P ERA WHIP | IP WLS BF H R ER SO BB IBB HBP BLK WP HR S P ERA WHIP | IP WLS BF H R ER SO BB IBB HBP BLK WP HR S P ERA WHIP | IP WLS BF H R ER SO BB IBB HBP BLK WP HR S P ERA WHIP | IP WLS BF H R ER SO BB IBB HBP BLK WP HR S P ERA WHIP | IP WLS BF H R ER SO BB IBB HBP BLK WP HR S P ERA WHIP | IP WLS BF H R ER SO BB IBB HBP BLK WP HR S P ERA WHIP | IP WLS BF H R ER SO BB IBB HBP BLK WP HR S P ERA WHIP | IP WLS BF H R ER SO BB IBB HBP BLK WP HR S P ERA WHIP | IP WLS BF H R ER SO BB IBB HBP BLK WP HR S P ERA WHIP | IP WLS BF H R ER SO BB IBB HBP BLK WP HR S P ERA WHIP | IP WLS BF H R ER SO BB IBB HBP BLK WP HR S P ERA WHIP | IP WLS BF H R ER SO BB IBB HBP BLK WP HR S P ERA WHIP | IP WLS BF H R ER SO BB IBB HBP BLK WP HR S P ERA WHIP | IP WLS BF H R ER SO BB IBB HBP BLK WP HR S P ERA WHIP | IP WLS BF H R ER SO BB IBB HBP BLK WP HR S P ERA WHIP | IP WLS BF H R ER SO BB IBB HBP BLK WP HR S P ERA WHIP | IP WLS BF H R ER SO BB IBB HBP BLK WP HR S P ERA WHIP | IP WLS BF H R ER SO BB IBB HBP BLK WP HR S P ERA WHIP | IP WLS BF H R ER SO BB IBB HBP BLK WP HR S P ERA WHIP |

Chicago Cubs @ New York Mets
Citi Field, Flushing, NY
Thu Apr 22 2010, 7:12 PM - 10:26 PM EDT
Att: 28,535 - Cloudy - 61 F

| | |
|-----|----|
| AB | 36 |
| R | 2 |
| H | 10 |
| RBI | 2 |
| BB | 2 |
| SO | 8 |
| LOB | 22 |



| Batter | 1 | 2 | 3 | 4 | 5 | 6 | 7 | 8 | 9 | AB | R | H | RBI | BB | SO | LOB | BOTTOM | | | | | | | | |
|--|---|---|---|---|---|---|---|---|---|---|---|---|---|---|---|---|---|---|---|---|---|---|---|---|---|
| 7 José Reyes, S OBP: 0.288, SLG: 0.302 | | | | | | | | | | 3 | 1 | 1 | 0 | 1 | 0 | 0 | | | | | | | | | |
| 1 Luis Castillo, S OBP: 0.345, SLG: 0.327 | | | | | | | | | | 2 | 0 | 0 | 0 | 1 | 0 | 1 | | | | | | | | | |
| 5 David Wright, R OBP: 0.446, SLG: 0.463 | | | | | | | | | | 4 | 1 | 1 | 1 | 0 | 3 | 1 | | | | | | | | | |
| 44 Jason Bay, R OBP: 0.348, SLG: 0.293 | | | | | | | | | | 4 | 0 | 0 | 0 | 0 | 1 | 2 | | | | | | | | | |
| 12 Jeff Francoeur, R OBP: 0.352, SLG: 0.508 | | | | | | | | | | 4 | 1 | 1 | 1 | 0 | 1 | 0 | | | | | | | | | |
| 29 Ike Davis, L OBP: 0.438, SLG: 0.467 | | | | | | | | | | 4 | 2 | 3 | 0 | 0 | 1 | 0 | | | | | | | | | |
| 21 Rod Barajas, R OBP: 0.218, SLG: 0.404 | | | | | | | | | | 3 | 0 | 1 | 1 | 1 | 1 | 1 | | | | | | | | | |
| 16 Ángel Pagán, S OBP: 0.333, SLG: 0.326 | | | | | | | | | | 3 | 0 | 0 | 0 | 0 | 1 | 3 | | | | | | | | | |
| 57 Johan Santana, L ERA: 2.99 | | | | | | | | | | 3 | 0 | 0 | 0 | 0 | 1 | 4 | | | | | | | | | |
| 38 Fernando Nieve, R ERA: 4.82 | | | | | | | | | | 0 | 0 | 0 | 0 | 0 | 0 | 0 | | | | | | | | | |
| 25 Pedro Feliciano, L ERA: 1.23 | | | | | | | | | | 0 | 0 | 0 | 0 | 0 | 0 | 0 | | | | | | | | | |
| 32 Jenny Meija, R ERA: 2.0 | | | | | | | | | | 0 | 0 | 0 | 0 | 0 | 0 | 0 | | | | | | | | | |
| 75 Francisco Rodríguez, R ERA: 1.17 | | | | | | | | | | 0 | 0 | 0 | 0 | 0 | 0 | 0 | | | | | | | | | |
| Inning Stats | R: 0 E: 0 K: 1 S: 8 | H: 0 LOB: 0 BB: 0 P: 15 | R: 0 E: 0 K: 2 S: 7 | H: 0 LOB: 0 BB: 0 P: 11 | R: 0 E: 0 K: 1 S: 9 | H: 0 LOB: 0 BB: 0 P: 11 | R: 0 E: 0 K: 1 S: 13 | H: 0 LOB: 1 BB: 1 P: 22 | R: 0 E: 0 K: 2 S: 16 | H: 1 LOB: 2 BB: 0 P: 20 | R: 4 E: 1 K: 1 S: 20 | H: 3 LOB: 2 BB: 2 P: 37 | R: 0 E: 0 K: 1 S: 8 | H: 1 LOB: 0 BB: 0 P: 11 | R: 1 E: 0 K: 0 S: 8 | H: 2 LOB: 1 BB: 0 P: 13 | 1B: 5 2B: 2 3B: 0 HR: 0 | SF: 0 SAC: 1 DP: 1 HBP: 0 | WP: 0 PB: 0 SB: 0 CS: 0 | PA: 34 | | | | | |
| PITCHER | IP WLS BF H R ER SO BB IBB HBP BLK WP HR S P ERA WHIP | IP WLS BF H R ER SO BB IBB HBP BLK WP HR S P ERA WHIP | IP WLS BF H R ER SO BB IBB HBP BLK WP HR S P ERA WHIP | IP WLS BF H R ER SO BB IBB HBP BLK WP HR S P ERA WHIP | IP WLS BF H R ER SO BB IBB HBP BLK WP HR S P ERA WHIP | IP WLS BF H R ER SO BB IBB HBP BLK WP HR S P ERA WHIP | IP WLS BF H R ER SO BB IBB HBP BLK WP HR S P ERA WHIP | IP WLS BF H R ER SO BB IBB HBP BLK WP HR S P ERA WHIP | IP WLS BF H R ER SO BB IBB HBP BLK WP HR S P ERA WHIP | IP WLS BF H R ER SO BB IBB HBP BLK WP HR S P ERA WHIP | IP WLS BF H R ER SO BB IBB HBP BLK WP HR S P ERA WHIP | IP WLS BF H R ER SO BB IBB HBP BLK WP HR S P ERA WHIP | IP WLS BF H R ER SO BB IBB HBP BLK WP HR S P ERA WHIP | IP WLS BF H R ER SO BB IBB HBP BLK WP HR S P ERA WHIP | IP WLS BF H R ER SO BB IBB HBP BLK WP HR S P ERA WHIP | IP WLS BF H R ER SO BB IBB HBP BLK WP HR S P ERA WHIP | IP WLS BF H R ER SO BB IBB HBP BLK WP HR S P ERA WHIP | IP WLS BF H R ER SO BB IBB HBP BLK WP HR S P ERA WHIP | IP WLS BF H R ER SO BB IBB HBP BLK WP HR S P ERA WHIP | IP WLS BF H R ER SO BB IBB HBP BLK WP HR S P ERA WHIP | IP WLS BF H R ER SO BB IBB HBP BLK WP HR S P ERA WHIP | IP WLS BF H R ER SO BB IBB HBP BLK WP HR S P ERA WHIP | IP WLS BF H R ER SO BB IBB HBP BLK WP HR S P ERA WHIP | IP WLS BF H R ER SO BB IBB HBP BLK WP HR S P ERA WHIP | IP WLS BF H R ER SO BB IBB HBP BLK WP HR S P ERA WHIP |

Chicago Cubs @ New York Mets
Citi Field, Flushing, NY
Thu Apr 22 2010, 7:12 PM - 10:26 PM EDT
Att: 28,535 - Cloudy - 61 F

| | |
|-----|----|
| AB | 30 |
| R | 5 |
| H | 7 |
| RBI | 3 |
| BB | 3 |
| SO | 9 |
| LOB | 12 |



| Batter | 1 | 2 | 3 | 4 | 5 | 6 | 7 | 8 | 9 | AB | R | H | RBI | BB | SO | LOB | TOP | | | | |
|--|---------------------------------------|----------------------------------|---------------------------------------|-----------------------------------|---------------------------------------|----------------------------------|---------------------------------------|----------------------------------|---------------------------------------|--------------------------------------|---------------------------------------|---------------------------------------|--------------------------------------|---------------------------------------|---------------------------------------|----------------------------------|------------------------------------|------------------------------------|----------------------------------|-------------|--|
| 2 Ryan Theriot, R OBP: 0.320, SLG: 0.333 | | | | | | | | | | 5 | 1 | 2 | 1 | 0 | 1 | 2 | | | | | |
| 1 Kosuke Fukudome, L OBP: 0.365, SLG: 0.511 | | | | | | | | | | 4 | 2 | 2 | 2 | 1 | 2 | 1 | | | | | |
| 25 Derrek Lee, R OBP: 0.394, SLG: 0.421 | | | | | | | | | | | 3 | 0 | 1 | 0 | 2 | 1 | 2 | | | | |
| 9 Chad Tracy, L OBP: 0.214, SLG: 0.231 | | | | | | | | | | 5 | 0 | 1 | 0 | 0 | 1 | 3 | | | | | |
| 24 Marlon Byrd, R OBP: 0.343, SLG: 0.545 | | | | | | | | | | 5 | 2 | 2 | 0 | 0 | 1 | 5 | | | | | |
| 21 Tyler Colvin, L OBP: 0.344, SLG: 0.552 | | | | | | | | | | | 5 | 2 | 2 | 2 | 0 | 1 | 3 | | | | |
| 17 Mike Fontenot, L OBP: 0.349, SLG: 0.359 | | | | | | | | | | 5 | 0 | 1 | 1 | 0 | 0 | 0 | | | | | |
| 55 Koyie Hill, S OBP: 0.389, SLG: 0.471 | | | | | | | | | | 4 | 1 | 2 | 1 | 0 | 1 | 0 | | | | | |
| 46 Ryan Dempster, R OBP: 0.143, SLG: 0.143 | | | | | | | | | | 2 | 0 | 0 | 0 | 0 | 1 | 0 | | | | | |
| 49 Carlos Marmol, R OBP: 0.344, SLG: 0.552 | | | | | | | | | | 0 | 0 | 0 | 0 | 0 | 0 | 0 | | | | | |
| Inning Stats | R: 2 H: 3 E: 0 K: 0 S: 14 | H: 3 LOB: 1 BB: 0 P: 24 | R: 0 H: 0 E: 0 K: 2 S: 9 | H: 0 LOB: 0 BB: 12 P: 12 | R: 1 H: 2 E: 0 K: 0 S: 9 | H: 2 LOB: 2 BB: 1 P: 17 | R: 1 H: 2 E: 0 K: 0 S: 10 | H: 2 LOB: 2 BB: 1 P: 18 | R: 2 H: 4 E: 0 K: 3 S: 13 | H: 0 LOB: 1 BB: 1 P: 20 | R: 0 H: 0 E: 0 K: 1 S: 11 | H: 0 LOB: 0 BB: 0 P: 15 | R: 0 H: 0 E: 1 K: 1 S: 8 | H: 0 LOB: 1 BB: 0 P: 11 | R: 2 H: 2 E: 0 K: 1 S: 16 | H: 2 LOB: 0 BB: 0 P: 24 | 1B: 8 2B: 3 3B: 1 HR: 2 | SF: 0 SAC: 2 DP: 1 HBP: 0 | WP: 1 PB: 0 SB: 0 CS: 3 | PA: 43 | |
| PITCHER | IP WLS BF ERA WHIP | H R ER SO | BB IBB HBP BLK | WP HR S P | ERA WHIP | PITCHER | | | | | | | | | | | | | | ERA WHIP | |
| 37 Jeff Suppan, R ERA: 8.68 | 4.1 L 25 10 6 5 2 | 10 6 5 2 | 2 0 0 0 | 0 0 7 12 | 10.38 2.769 | | | | | | | | | | | | | | | | |
| 46 Claudio Vargas, R ERA: 7.5 | 0.2 3 1 0 0 1 | 0 0 0 4 | 0 0 0 0 | 0 0 21 35 | 0.00 1.500 | | | | | | | | | | | | | | | | |
| 26 Manny Parra, L ERA: 7.5 | 2.0 7 0 0 0 4 | 0 0 0 4 | 1 0 0 0 | 0 0 8 11 | 0.00 0.500 | | | | | | | | | | | | | | | | |
| 32 LaTroy Hawkins, R ERA: 8.59 | 1.0 3 0 0 0 1 | 0 0 0 1 | 0 0 0 0 | 0 0 8 11 | 0.00 0.000 | | | | | | | | | | | | | | | | |
| 60 Todd Coffey, R ERA: 4.5 | 1.0 5 2 2 2 1 | 0 0 0 0 | 0 0 0 0 | 0 1 16 24 | 18.00 2.000 | | | | | | | | | | | | | | | | |
| Batter | 1 | 2 | 3 | 4 | 5 | 6 | 7 | 8 | 9 | AB | R | H | RBI | BB | SO | LOB | BOTTOM | | | | |
| 23 Rickie Weeks Jr., R OBP: 0.469, SLG: 0.594 | | | | | | | | | | 5 | 0 | 2 | 0 | 0 | 2 | 3 | | | | | |
| 27 Carlos Gómez, R OBP: 0.306, SLG: 0.435 | | | | | | | | | | 4 | 0 | 1 | 0 | 0 | 1 | 3 | | | | | |
| 8 Ryan Braun, R OBP: 0.452, SLG: 0.688 | | | | | | | | | | 4 | 0 | 0 | 0 | 0 | 0 | 3 | | | | | |
| 28 Prince Fielder, L OBP: 0.397, SLG: 0.373 | | | | | | | | | | 2 | 0 | 1 | 0 | 1 | 0 | 1 | | | | | |
| 14 Casey McGehee, R OBP: 0.400, SLG: 0.639 | | | | | | | | | | 4 | 0 | 0 | 0 | 0 | 1 | 5 | | | | | |
| 15 Jim Edmonds, L OBP: 0.400, SLG: 0.521 | | | | | | | | | | 4 | 0 | 0 | 0 | 0 | 2 | 0 | | | | | |
| 9 Gregg Zaun, S OBP: 0.212, SLG: 0.208 | | | | | | | | | | 3 | 1 | 2 | 0 | 0 | 0 | 0 | | | | | |
| 21 Alcides Escobar, R OBP: 0.328, SLG: 0.444 | | | | | | | | | | 4 | 0 | 0 | 0 | 0 | 1 | 3 | | | | | |
| 37 Jeff Suppan, R ERA: 8.68 | 7.2 W 31 | 7 1 1 4 | 1 0 0 3 | 1 0 0 0 | 0 0 14 22 | 0.00 1.500 | | | | | | | | | | | | | | | |
| 46 Claudio Vargas, R ERA: 7.5 | 0.2 3 1 0 0 1 | 0 0 0 4 | 0 0 0 0 | 0 0 21 35 | 0.00 0.500 | | | | | | | | | | | | | | | | |
| 26 Manny Parra, L ERA: 7.5 | 2.0 7 0 0 0 4 | 0 0 0 4 | 1 0 0 0 | 0 0 8 11 | 0.00 0.000 | | | | | | | | | | | | | | | | |
| 32 LaTroy Hawkins, R ERA: 8.59 | 1.0 3 0 0 0 1 | 0 0 0 1 | 0 0 0 0 | 0 0 8 11 | 0.00 0.000 | | | | | | | | | | | | | | | | |
| 60 Todd Coffey, R ERA: 4.5 | 1.0 5 2 2 2 1 | 0 0 0 0 | 0 0 0 0 | 0 1 16 24 | 18.00 2.000 | | | | | | | | | | | | | | | | |
| Inning Stats | R: 0 H: 2 E: 0 K: 0 S: 9 | H: 2 LOB: 2 BB: 0 P: 14 | R: 0 H: 1 E: 0 K: 1 S: 11 | H: 1 LOB: 1 BB: 0 P: 17 | R: 0 H: 0 E: 0 K: 1 S: 10 | H: 0 LOB: 0 BB: 0 P: 14 | R: 0 H: 1 E: 0 K: 1 S: 8 | H: 1 LOB: 1 BB: 0 P: 11 | R: 0 H: 0 E: 0 K: 0 S: 7 | R: 1 H: 2 E: 0 K: 1 S: 8 | H: 2 LOB: 1 BB: 0 P: 13 | R: 0 H: 1 E: 1 K: 1 S: 11 | H: 1 LOB: 2 BB: 0 P: 20 | R: 0 H: 0 E: 0 K: 2 S: 11 | H: 1 LOB: 1 BB: 1 P: 17 | 1B: 5 2B: 3 3B: 0 HR: 0 | SF: 0 SAC: 0 DP: 1 HBP: 2 | WP: 0 PB: 0 SB: 1 CS: 0 | PA: 37 | | |
| PITCHER | IP WLS BF ERA WHIP | H R ER SO | BB IBB HBP BLK | WP HR S P | ERA WHIP | PITCHER | | | | | | | | | | | | | | ERA WHIP | |
| 46 Ryan Dempster, R ERA: 2.6 | 7.2 W 31 | 7 1 1 4 | 1 0 0 3 | 1 0 0 0 | 0 0 14 22 | 0.00 1.500 | | | | | | | | | | | | | | | |
| 49 Carlos Marmol, R ERA: 1.0 | 1.1 6 1 0 0 3 | 0 0 0 3 | 1 0 0 0 | 0 0 14 22 | 0.00 1.500 | | | | | | | | | | | | | | | | |

Chicago Cubs @ Milwaukee Brewers
Miller Park, Milwaukee, WI
Fri Apr 23, 2010, 7:11 PM - 10:23 PM CDT
Att: 37,848 - Roof Closed - 64 F

AB 38
R 8
H 13
RBI 7
BB 3
SO 9
LOB 16



Chicago Cubs @ Milwaukee Brewers
Miller Park, Milwaukee, WI
Fri Apr 23, 2010, 7:11 PM - 10:23 PM CDT
Att: 37,848 - Roof Closed - 64 F

AB 33
R 1
H 8
RBI 1
BB 2
SO 7
LOB 19



| Batter | 1 | 2 | 3 | 4 | 5 | 6 | 7 | 8 | 9 | AB | R | H | RBI | BB | SO | LOB | TOP | | | | | |
|---|---|---|--|---|--------------------------------------|----------------------------------|--------------------------------------|----------------------------------|--------------------------------------|----------------------------------|--------------------------------------|----------------------------------|--------------------------------------|---------------------------------|---------------------------------------|----------------------------------|---|--------------------------------------|----------------------------------|----------------------------------|------------------------------------|-------------------------|
| 1 Nyer Morgan, L OBP: 0.378, SLG: 0.468 | | | | | | | | | | 4 | 2 | 1 | 0 | 0 | 1 | 0 | Washington Nationals @ Chicago Cubs Wrigley Field, Chicago, IL Tue Apr 27 2010, 7:07 PM - 9:50 PM CDT Att: 37,440 - Clear - 43 F | | | | | |
| 6 Ian Desmond, R OBP: 0.324, SLG: 0.419 | | | | | | | | | | 4 | 1 | 2 | 2 | 0 | 0 | 0 | | | | | | |
| 15 Cristian Guzman, S OBP: 0.304, SLG: 0.390 55 Matt Capps, R | | | | | | | | | | 4 | 0 | 1 | 1 | 0 | 1 | 1 | | | | | | |
| 44 Adam Dunn, L OBP: 0.375, SLG: 0.423 | | | | | | | | | | 4 | 0 | 0 | 0 | 0 | 2 | 2 | | | | | | |
| 16 Josh Willingham, R OBP: 0.466, SLG: 0.500 3 Willy Taveras, R | | | | | | | | | | 3 | 0 | 0 | 0 | 1 | 0 | 1 | | | | | | |
| 7 Ivan Rodriguez, R OBP: 0.422, SLG: 0.517 | | | | | | | | | | 0 | 0 | 0 | 0 | 0 | 0 | 0 | | | | | | |
| 30 Justin Maxwell, R OBP: 0.406, SLG: 0.364 | | | | | | | | | | 4 | 0 | 1 | 0 | 0 | 1 | 2 | | | | | | |
| 12 Alberto Gonzalez, R OBP: 0.364, SLG: 0.367 | | | | | | | | | | 2 | 0 | 0 | 0 | 2 | 0 | 1 | | | | | | |
| 61 Livan Hernandez, R OBP: 0.091, SLG: 0.091 36 Tyler Clippard, R OBP: 1.000, SLG: 1.000 20 Adam Kennedy, L OBP: 0.283, SLG: 0.288 | | | | | | | | | | 3 | 0 | 0 | 0 | 0 | 0 | 1 | | | | | | |
| Inning Stats | R: 2 H: 3 E: 0 K: 1 S: 17 | H: 3 LOB: 1 BB: 0 P: 27 | R: 0 H: 1 E: 0 K: 0 S: 9 | H: 1 LOB: 0 BB: 0 P: 13 | R: 0 H: 0 E: 0 K: 0 S: 8 | H: 0 LOB: 0 BB: 0 P: 12 | R: 0 H: 1 E: 0 K: 1 S: 8 | H: 1 LOB: 2 BB: 1 P: 17 | R: 0 H: 0 E: 0 K: 0 S: 6 | H: 0 LOB: 0 BB: 0 P: 10 | R: 0 H: 0 E: 0 K: 0 S: 6 | H: 0 LOB: 0 BB: 0 P: 10 | R: 0 H: 0 E: 0 K: 0 S: 3 | H: 0 LOB: 0 BB: 1 P: 8 | R: 1 H: 1 E: 0 K: 1 S: 17 | H: 1 LOB: 1 BB: 0 P: 27 | | R: 0 H: 0 E: 0 K: 1 S: 9 | H: 0 LOB: 1 BB: 1 P: 15 | 1B: 4 2B: 1 3B: 2 HR: 0 | SF: 0 SAC: 0 DP: 2 HBP: 0 | WP: 0 PB: 0 CS: 3 |
| PITCHER | IP WLS BF H R ER SO BB IBB HBP BLK WP HR S P ERA WHIP | 7.0 L 26 5 2 2 3 2 0 0 0 0 0 0 57 97 2.57 1.000 | 1.0 5 1 1 0 1 0 0 0 0 0 0 0 17 27 0.00 1.000 | 1.0 3 0 0 0 1 1 0 0 0 0 0 0 9 15 0.00 1.000 | PITCHER | | | | | | | | | | | | | | | | | |

| | |
|-----|----|
| AB | 31 |
| R | 3 |
| H | 6 |
| RBI | 3 |
| BB | 3 |
| SO | 5 |
| LOB | 11 |



| Batter | 1 | 2 | 3 | 4 | 5 | 6 | 7 | 8 | 9 | AB | R | H | RBI | BB | SO | LOB | BOTTOM | | | |
|--|---|--|---|--|--------------------------------------|----------------------------------|--------------------------------------|----------------------------------|--------------------------------------|----------------------------------|---------------------------------------|----------------------------------|---------------------------------------|----------------------------------|----------------------------------|------------------------------------|---|-------------------------|--------|--|
| 2 Ryan Theriot, R OBP: 0.368, SLG: 0.386 | | | | | | | | | | 4 | 0 | 1 | 0 | 0 | 0 | 1 | Washington Nationals @ Chicago Cubs Wrigley Field, Chicago, IL Tue Apr 27 2010, 7:07 PM - 9:50 PM CDT Att: 37,440 - Clear - 43 F | | | |
| 1 Kosuke Fukudome, L OBP: 0.415, SLG: 0.574 | | | | | | | | | | 2 | 0 | 1 | 0 | 2 | 0 | 1 | | | | |
| 25 Derrek Lee, R OBP: 0.344, SLG: 0.378 | | | | | | | | | | 4 | 0 | 0 | 0 | 0 | 0 | 4 | | | | |
| 24 Marlon Byrd, R OBP: 0.357, SLG: 0.550 | | | | | | | | | | 4 | 0 | 0 | 0 | 0 | 1 | 4 | | | | |
| 16 Aramis Ramirez, R OBP: 0.216, SLG: 0.300 | | | | | | | | | | 4 | 0 | 1 | 0 | 0 | 0 | 2 | | | | |
| 12 Alfonso Soriano, R OBP: 0.356, SLG: 0.508 | | | | | | | | | | 4 | 1 | 1 | 0 | 0 | 1 | 1 | | | | |
| 17 Mike Fontenot, L OBP: 0.327, SLG: 0.333 | | | | | | | | | | 4 | 0 | 1 | 0 | 0 | 0 | 0 | | | | |
| 18 Geovany Soto, R OBP: 0.516, SLG: 0.511 | | | | | | | | | | 4 | 0 | 2 | 1 | 0 | 0 | 1 | | | | |
| 32 Tom Gorzelanny, R ERA: 0.87 22 Xavier Nady, R OBP: 0.314, SLG: 0.300 43 John Grabow, L ERA: 0.57 64 Justin Berg, R ERA: 0.73 21 Tyler Colvin, L OBP: 0.405, SLG: 0.703 | | | | | | | | | | 1 | 0 | 0 | 0 | 0 | 0 | 1 | | | | |
| Inning Stats | R: 0 H: 1 E: 0 K: 1 S: 8 | H: 2 LOB: 1 BB: 0 P: 15 | R: 0 H: 0 E: 0 K: 0 S: 7 | H: 0 LOB: 1 BB: 1 P: 17 | R: 0 H: 0 E: 0 K: 0 S: 7 | H: 0 LOB: 0 BB: 0 P: 11 | R: 0 H: 1 E: 0 K: 0 S: 9 | H: 1 LOB: 1 BB: 0 P: 12 | R: 0 H: 0 E: 0 K: 0 S: 8 | H: 0 LOB: 0 BB: 0 P: 15 | R: 0 H: 1 E: 0 K: 0 S: 12 | H: 1 LOB: 2 BB: 1 P: 22 | R: 0 H: 0 E: 0 K: 2 S: 15 | H: 1 LOB: 1 BB: 0 P: 19 | 1B: 7 2B: 3 3B: 0 HR: 0 | SF: 0 SAC: 1 DP: 0 HBP: 0 | | WP: 0 PB: 0 CS: 0 | PA: 36 | |
| PITCHER | IP WLS BF H R ER SO BB IBB HBP BLK WP HR S P ERA WHIP | 7.0 W 28 6 1 1 1 1 1 0 0 0 0 0 9 19 0.00 1.000 | 1.0 H 4 0 0 0 0 1 0 0 0 0 0 0 9 19 0.00 1.000 | 1.0 S 4 1 0 0 0 2 0 0 0 0 0 0 15 19 0.00 1.000 | PITCHER | | | | | | | | | | | | | | | |

| | |
|-----|----|
| AB | 33 |
| R | 1 |
| H | 7 |
| RBI | 1 |
| BB | 2 |
| SO | 3 |
| LOB | 16 |



| Batter | 1 | 2 | 3 | 4 | 5 | 6 | 7 | 8 | 9 | AB | R | H | RBI | BB | SO | LOB | TOP | | | | | | | | | | | | | | | | | | |
|--|------------------------------|---------------------------------|-------------------------------------|----------------------------------|------------------------------|----------------------------------|------------------------------|----------------------------------|------------------------------|----------------------------------|------------------------------|----------------------------------|------------------------------|---------------------------------|------------------------------|---------------------------------|--|-------------------------------------|----------------------------------|--------------------------|--|--|--|--|--|--|--|--|--|--|--|--|--|--|--|
| 1 Nyer Morgan, L OBP: 0.372, SLG: 0.451 | | | | | | | | | | 3 | 0 | 0 | 0 | 1 | 2 | 0 | Washington Nationals @ Chicago Cubs Wrigley Field, Chicago, IL Wed Apr 28 20:10, 1:23 PM - 3:44 PM CDT Att: 36,660 - Sunny - 51 F | | | | | | | | | | | | | | | | | | |
| 20 Adam Kennedy, L OBP: 0.281, SLG: 0.339 | | | | | | | | | | 4 | 1 | 1 | 1 | 0 | 1 | 1 | | | | | | | | | | | | | | | | | | | |
| 15 Cristian Guzman, S OBP: 0.289, SLG: 0.370 | | | | | | | | | | 4 | 0 | 0 | 0 | 0 | 0 | 0 | | | | | | | | | | | | | | | | | | | |
| 44 Adam Dunn, L OBP: 0.370, SLG: 0.453 | | | | | | | | | | 4 | 1 | 1 | 1 | 0 | 1 | 0 | | | | | | | | | | | | | | | | | | | |
| 3 Willy Taveras, R OBP: 0.195, SLG: 0.231 | | | | | | | | | | 0 | 0 | 0 | 0 | 0 | 0 | 0 | | | | | | | | | | | | | | | | | | | |
| 16 Josh Willingham, R OBP: 0.446, SLG: 0.471 | | | | | | | | | | 4 | 0 | 0 | 0 | 0 | 0 | 0 | | | | | | | | | | | | | | | | | | | |
| 55 Matt Capps, R | | | | | | | | | | 0 | 0 | 0 | 0 | 0 | 0 | 0 | | | | | | | | | | | | | | | | | | | |
| 2 Roger Bernadina, L OBP: 0.250, SLG: 0.250 | | | | | | | | | | 3 | 1 | 1 | 0 | 0 | 0 | 0 | | | | | | | | | | | | | | | | | | | |
| 6 Ian Desmond, R OBP: 0.310, SLG: 0.400 | | | | | | | | | | 3 | 0 | 0 | 0 | 0 | 1 | 1 | | | | | | | | | | | | | | | | | | | |
| 23 Wil Nieves, R OBP: 0.226, SLG: 0.258 | | | | | | | | | | 3 | 0 | 1 | 1 | 0 | 1 | 0 | | | | | | | | | | | | | | | | | | | |
| 56 Luis Atilano, R | | | | | | | | | | 2 | 0 | 0 | 0 | 0 | 0 | 1 | | | | | | | | | | | | | | | | | | | |
| 32 Brian Bruney, R | | | | | | | | | | 0 | 0 | 0 | 0 | 0 | 0 | 0 | | | | | | | | | | | | | | | | | | | |
| 30 Justin Maxwell, R OBP: 0.394, SLG: 0.508 | | | | | | | | | | 1 | 0 | 0 | 0 | 0 | 0 | 0 | | | | | | | | | | | | | | | | | | | |
| 36 Tyler Clippard, R OBP: 1.000, SLG: 1.000 | | | | | | | | | | 0 | 0 | 0 | 0 | 0 | 0 | 0 | | | | | | | | | | | | | | | | | | | |
| 12 Alberto Gonzalez, R OBP: 0.364, SLG: 0.367 | | | | | | | | | | 0 | 0 | 0 | 0 | 0 | 0 | 0 | | | | | | | | | | | | | | | | | | | |
| Inning Stats | R: 1 E: 0 K: 1 S: 6 | H: 1 LOB: 0 BB: 0 P: 9 | R: 1 E: 0 K: 0 S: 11 | H: 2 LOB: 1 BB: 0 P: 17 | R: 0 E: 0 K: 0 S: 6 | H: 0 LOB: 0 BB: 0 P: 10 | R: 1 E: 0 K: 0 S: 6 | H: 1 LOB: 0 BB: 0 P: 11 | R: 0 E: 0 K: 2 S: 7 | H: 0 LOB: 0 BB: 0 P: 10 | R: 0 E: 0 K: 1 S: 6 | H: 0 LOB: 1 BB: 0 P: 11 | R: 0 E: 0 K: 1 S: 8 | H: 0 LOB: 0 BB: 0 P: 8 | R: 0 E: 0 K: 0 S: 4 | H: 0 LOB: 0 BB: 0 P: 8 | 1B: 2 2B: 0 3B: 0 HR: 2 | SF: 0 SAC: 0 DP: 0 HBP: 0 | WP: 0 PB: 0 SB: 0 CS: 0 | PA: 32 | | | | | | | | | | | | | | | |
| PITCHER | IP: 8.0 WLS: L BF: 29 | H: 4 R: 3 ER: 3 SO: 6 | BB: 1 IBB: 0 HBP: 0 BLK: 0 | WP: 0 HR: 2 S: 62 P: 98 | ERA: 3.38 WHIP: 0.625 | PITCHER | | | | | | | | | | | | | | | | | | | | | | | | | | | | | |
| 46 Ryan Dempster, R ERA: 2.78 | | | | | | | | | | | | | | | | IP: 1.0 WLS: 3 BF: 0 | H: 0 R: 0 ER: 0 SO: 0 | BB: 0 IBB: 0 HBP: 0 BLK: 0 | WP: 0 HR: 0 S: 4 P: 8 | ERA: 0.00 WHIP: 0.000 | | | | | | | | | | | | | | | |
| 45 Sean Marshall, L ERA: 3.27 | | | | | | | | | | | | | | | | IP: 1.0 WLS: 3 BF: 0 | H: 0 R: 0 ER: 0 SO: 0 | BB: 0 IBB: 0 HBP: 0 BLK: 0 | WP: 0 HR: 0 S: 4 P: 8 | ERA: 0.00 WHIP: 0.000 | | | | | | | | | | | | | | | |

Washington Nationals @ Chicago Cubs
Wrigley Field, Chicago, IL
Wed Apr 28 20:10, 1:23 PM - 3:44 PM CDT
Att: 36,660 - Sunny - 51 F

AB 31
R 3
H 4
RBI 3
BB 1
SO 6
LOB 3



| Batter | 1 | 2 | 3 | 4 | 5 | 6 | 7 | 8 | 9 | AB | R | H | RBI | BB | SO | LOB | BOTTOM | | | | | | | | | | | | | | | | | | |
|--|-------------------------------|----------------------------------|-------------------------------------|----------------------------------|------------------------------|----------------------------------|------------------------------|---------------------------------|-------------------------------|----------------------------------|------------------------------|----------------------------------|-------------------------------|----------------------------------|-------------------------------|----------------------------------|--|-------------------------------------|----------------------------------|------------------------------------|----------------------------------|--------|--|--|--|--|--|--|--|--|--|--|--|--|--|
| 2 Ryan Theriot, R OBP: 0.370, SLG: 0.387 | | | | | | | | | | 5 | 1 | 2 | 1 | 0 | 0 | 3 | Washington Nationals @ Chicago Cubs Wrigley Field, Chicago, IL Wed Apr 28 20:10, 1:23 PM - 3:44 PM CDT Att: 36,660 - Sunny - 51 F | | | | | | | | | | | | | | | | | | |
| 1 Kosuke Fukudome, L OBP: 0.429, SLG: 0.561 | | | | | | | | | | 3 | 0 | 1 | 0 | 2 | 0 | 1 | | | | | | | | | | | | | | | | | | | |
| 25 Derrek Lee, R OBP: 0.337, SLG: 0.367 | | | | | | | | | | 5 | 0 | 1 | 0 | 0 | 1 | 3 | | | | | | | | | | | | | | | | | | | |
| 16 Aramis Ramirez, R OBP: 0.215, SLG: 0.298 | | | | | | | | | | 4 | 0 | 1 | 1 | 0 | 0 | 2 | | | | | | | | | | | | | | | | | | | |
| 21 Tyler Colvin, L OBP: 0.413, SLG: 0.675 | | | | | | | | | | 3 | 0 | 1 | 0 | 1 | 0 | 2 | | | | | | | | | | | | | | | | | | | |
| 24 Marlon Byrd, R OBP: 0.352, SLG: 0.548 | | | | | | | | | | 4 | 0 | 1 | 0 | 0 | 0 | 6 | | | | | | | | | | | | | | | | | | | |
| 17 Mike Fontenot, L OBP: 0.339, SLG: 0.346 | | | | | | | | | | 4 | 1 | 2 | 0 | 0 | 0 | 4 | | | | | | | | | | | | | | | | | | | |
| 55 Koyie Hill, S OBP: 0.318, SLG: 0.381 | | | | | | | | | | 3 | 0 | 0 | 0 | 0 | 1 | 2 | | | | | | | | | | | | | | | | | | | |
| 9 Chad Tracy, L OBP: 0.200, SLG: 0.214 | | | | | | | | | | 1 | 0 | 0 | 0 | 0 | 1 | 1 | | | | | | | | | | | | | | | | | | | |
| 18 Geovany Soto, R OBP: 0.516, SLG: 0.511 | | | | | | | | | | 0 | 0 | 0 | 0 | 0 | 0 | 0 | | | | | | | | | | | | | | | | | | | |
| 46 Ryan Dempster, R OBP: 0.111, SLG: 0.111 | | | | | | | | | | 2 | 0 | 0 | 0 | 0 | 0 | 1 | | | | | | | | | | | | | | | | | | | |
| 22 Xavier Nady, R OBP: 0.333, SLG: 0.300 | | | | | | | | | | 0 | 0 | 0 | 0 | 1 | 0 | 0 | | | | | | | | | | | | | | | | | | | |
| 45 Sean Marshall, L ERA: 0.68 | | | | | | | | | | 0 | 0 | 0 | 0 | 0 | 0 | 0 | | | | | | | | | | | | | | | | | | | |
| Inning Stats | R: 1 E: 1 K: 0 S: 15 | H: 1 LOB: 2 BB: 1 P: 24 | R: 1 E: 0 K: 0 S: 9 | H: 2 LOB: 1 BB: 0 P: 10 | R: 0 E: 0 K: 0 S: 9 | H: 1 LOB: 1 BB: 0 P: 13 | R: 0 E: 0 K: 0 S: 6 | H: 1 LOB: 1 BB: 0 P: 8 | R: 0 E: 0 K: 1 S: 13 | H: 1 LOB: 3 BB: 2 P: 26 | R: 0 E: 0 K: 1 S: 6 | H: 0 LOB: 0 BB: 0 P: 10 | R: 0 E: 0 K: 0 S: 10 | H: 2 LOB: 1 BB: 0 P: 18 | R: 0 E: 0 K: 1 S: 11 | H: 1 LOB: 2 BB: 1 P: 17 | R: 0 E: 0 K: 1 S: 8 | H: 0 LOB: 0 BB: 0 P: 10 | 1B: 8 2B: 1 3B: 0 HR: 0 | SF: 1 SAC: 1 DP: 1 HBP: 0 | WP: 0 PB: 0 SB: 0 CS: 0 | PA: 40 | | | | | | | | | | | | | |
| PITCHER | IP: 6.0 WLS: W BF: 28 | H: 2 R: 2 ER: 2 SO: 2 | BB: 3 IBB: 0 HBP: 0 BLK: 0 | WP: 0 HR: 0 S: 10 P: 18 | ERA: 3.00 WHIP: 1.500 | PITCHER | | | | | | | | | | | | | | | | | | | | | | | | | | | | | |
| 56 Luis Atilano, R ERA: 2.25 | | | | | | | | | | | | | | | | IP: 1.0 WLS: H BF: 4 | H: 2 R: 0 ER: 0 SO: 0 | BB: 0 IBB: 0 HBP: 0 BLK: 0 | WP: 0 HR: 0 S: 11 P: 8 | ERA: 0.00 WHIP: 2.000 | | | | | | | | | | | | | | | |
| 32 Brian Bruney, R ERA: 5.06 | | | | | | | | | | | | | | | | IP: 1.0 WLS: H BF: 5 | H: 1 R: 0 ER: 0 SO: 1 | BB: 1 IBB: 0 HBP: 0 BLK: 0 | WP: 0 HR: 0 S: 11 P: 8 | ERA: 0.00 WHIP: 2.000 | | | | | | | | | | | | | | | |
| 36 Tyler Clippard, R ERA: 0.54 | | | | | | | | | | | | | | | | IP: 1.0 WLS: S BF: 3 | H: 0 R: 0 ER: 0 SO: 1 | BB: 0 IBB: 0 HBP: 0 BLK: 0 | WP: 0 HR: 0 S: 11 P: 8 | ERA: 0.00 WHIP: 0.000 | | | | | | | | | | | | | | | |

Washington Nationals @ Chicago Cubs
Wrigley Field, Chicago, IL
Wed Apr 28 20:10, 1:23 PM - 3:44 PM CDT
Att: 36,660 - Sunny - 51 F

AB 34
R 2
H 9
RBI 2
BB 4
SO 3
LOB 25



| Batter | 1 | 2 | 3 | 4 | 5 | 6 | 7 | 8 | 9 | AB | R | H | RBI | BB | SO | LOB | TOP | | | | | |
|--|---|----------------------------------|------------------------------|----------------------------------|------------------------------|----------------------------------|-------------------------------|----------------------------------|-------------------------------|----------------------------------|------------------------------|---------------------------------|------------------------------|----------------------------------|-------------------------------|----------------------------------|--|----------------------------------|----------------------------------|------------------------------------|----------------------------------|--------|
| 2 Kelly Johnson, L (1,4) OBP: 0.404, SLG: 0.750 | G3-1 | | F7 | | | | K | | | | | | | | | | 5 0 1 0 0 2 1 | | | | | |
| 6 Stephen Drew, L (1,6) OBP: 0.366, SLG: 0.488 | K | | | 27 2B | 10 2B | | K | | | | | | | | | | 5 2 2 0 0 3 2 | | | | | |
| 10 Justin Upton, R (1,9) OBP: 0.314, SLG: 0.360 | P3 | | | K | | | | F8 | | | | | | | | | 5 0 1 1 0 2 3 | | | | | |
| 27 Mark Reynolds, R (1,5) OBP: 0.365, SLG: 0.544 | | K | | | 18 1B | | | | | | | | | | | | 4 1 2 1 0 2 1 | | | | | |
| 25 Adam LaRoche, L (1,3) OBP: 0.390, SLG: 0.563 | G4-3 | | | L4 | | | G3 | | | | | | | | | | 4 0 1 0 0 0 1 | | | | | |
| 18 Gerardo Parra, L (1,7) OBP: 0.289, SLG: 0.340 | G5-3 | | | | 5 2B | | K | | | | | | | | | | 4 1 1 1 0 2 2 | | | | | |
| 5 Cole Gillespie, R (1,8) OBP: 0.304, SLG: 0.522 | | | | | | | G4-3 | | | | | | | | | | 4 0 2 1 0 0 2 | | | | | |
| 19 Chris Snyder, R (1,2) OBP: 0.379, SLG: 0.544 | | | | G5-3 | G5-3 | | | | | | | | | | | | 3 1 1 1 1 0 2 | | | | | |
| 13 Rodrigo Lopez, R (1,1) 3 Tony Abreu, S (7,PH) 55 Blaine Boyer, R (7,1) 22 Aaron Heilman, R (7,1) 57 Kevin Mulvey, R (8,1) 11 Aagje Ojeda, S (8,PH) | | | | K | | | | | | | | | | | | | 2 0 0 0 0 0 2 1 1 0 1 0 0 0 0 0 0 1 | | | | | |
| Inning Stats | R: 0 E: 0 K: 1 S: 9 | H: 0 LOB: 0 BB: 0 P: 14 | R: 0 E: 0 K: 1 S: 7 | H: 0 LOB: 0 BB: 0 P: 10 | R: 0 E: 0 K: 1 S: 9 | H: 1 LOB: 1 BB: 0 P: 14 | R: 3 E: 0 K: 1 S: 18 | H: 4 LOB: 1 BB: 0 P: 25 | R: 1 E: 0 K: 3 S: 14 | H: 2 LOB: 1 BB: 0 P: 22 | R: 0 E: 0 K: 1 S: 7 | H: 0 LOB: 0 BB: 0 P: 7 | R: 1 E: 0 K: 2 S: 9 | H: 1 LOB: 0 BB: 0 P: 12 | R: 0 E: 0 K: 1 S: 13 | H: 2 LOB: 2 BB: 0 P: 23 | R: 0 E: 0 K: 3 S: 17 | H: 1 LOB: 2 BB: 1 P: 25 | 1B: 5 2B: 5 3B: 0 HR: 1 | SF: 0 SAC: 0 DP: 0 HBP: 0 | WP: 0 PB: 0 SB: 0 CS: 0 | PA: 39 |
| PITCHER | IP WLS BF H R ER SO BB IBB HBP BLK WP HR S P ERA WHIP | | | | | | | | | | | | | | | | | | | | | |
| 36 Randy Wells, R (1,1) ERA: 3.45 | 6.0 W 26 8 5 5 8 0 0 0 0 0 0 1 65 94 7.50 1.333 | | | | | | | | | | | | | | | | | | | | | |
| 43 John Grabow, L (7,1) ERA: 5.23 | 1.0 H 3 0 0 0 2 0 0 0 0 0 0 0 8 10 0.00 0.000 | | | | | | | | | | | | | | | | | | | | | |
| 38 Carlos Zambrano, R (8,1) ERA: 6.56 | 1.0 5 2 0 0 1 0 0 0 0 0 0 0 13 23 0.00 2.000 | | | | | | | | | | | | | | | | | | | | | |
| 49 Carlos Marmol, R (9,1) ERA: 0.77 | 1.0 5 1 0 0 3 1 0 0 0 0 0 0 17 25 0.00 2.000 | | | | | | | | | | | | | | | | | | | | | |

Arizona Diamondbacks @ Chicago Cubs
 Wrigley Field, Chicago, IL
 Fri Apr 30 2010, 1:20 PM - 4:22 PM CDT
 Att: 37,800 - Sunny - 78 F

| | |
|-----|----|
| AB | 38 |
| R | 5 |
| H | 11 |
| RBI | 5 |
| BB | 1 |
| SO | 14 |
| LOB | 16 |



| Batter | 1 | 2 | 3 | 4 | 5 | 6 | 7 | 8 | 9 | AB | R | H | RBI | BB | SO | LOB | BOTTOM | | | |
|---|---|---------------------------------|------------------------------|----------------------------------|------------------------------|----------------------------------|-------------------------------|----------------------------------|-------------------------------|----------------------------------|-------------------------------|----------------------------------|-------------------------------|----------------------------------|-------------------------------|----------------------------------|----------------------------------|------------------------------------|----------------------------------|--------|
| 2 Ryan Theriot, R (1,6) OBP: 0.370, SLG: 0.386 | E5 | | | G4-3 | | | | | | | | | | | | | 4 1 1 0 0 0 0 | | | |
| 1 Kosuke Fukudome, L (1,9) OBP: 0.443, SLG: 0.641 | G4-6-3 | | | | | | | | | | | | | | | | 3 3 2 1 2 0 1 | | | |
| 25 Derrek Lee, R (1,3) OBP: 0.327, SLG: 0.352 | G6-3 | | | | | | | | | | | | | | | | 5 0 2 1 0 0 3 | | | |
| 16 Aramis Ramirez, R (1,5) OBP: 0.216, SLG: 0.283 | | | | G5-3 | G6-4-3 | | | | | | | | | | | | 4 1 0 1 1 1 5 | | | |
| 21 Tyler Colvin, L (1,8) OBP: 0.365, SLG: 0.600 | L8 | | | | | | | | | | | | | | | | 4 0 0 1 0 2 5 | | | |
| 12 Alfonso Soriano, R (1,7) OBP: 0.358, SLG: 0.542 | L7 | | | | | | | | | | | | | | | | 3 2 2 4 1 0 0 | | | |
| 38 Carlos Zambrano, S (8,1) 49 Carlos Marmol, R (9,1) | | | | | | | | | | | | | | | | | 0 0 0 0 0 0 0 0 0 0 0 0 0 0 | | | |
| 17 Mike Fontenot, L (1,4) OBP: 0.344, SLG: 0.356 | | | | | | | | | | | | | | | | | 4 0 1 1 0 0 3 | | | |
| 18 Geovany Soto, R (1,2) OBP: 0.500, SLG: 0.528 | | | | | | | | | | | | | | | | | 3 2 1 1 1 1 1 | | | |
| 36 Randy Wells, R (1,1) OBP: 0.333, SLG: 0.364 | | | | | | | | | | | | | | | | | 2 0 0 0 0 2 1 | | | |
| 43 John Grabow, L (7,1) 24 Marlon Byrd, R (7,PH) 57 Kevin Mulvey, R (8,1) | | | | | | | | | | | | | | | | | 0 0 0 0 0 0 0 2 2 2 1 0 0 0 | | | |
| Inning Stats | R: 0 E: 1 K: 0 S: 5 | H: 0 LOB: 0 BB: 0 P: 9 | R: 0 E: 0 K: 0 S: 5 | H: 0 LOB: 0 BB: 0 P: 10 | R: 0 E: 0 K: 1 S: 7 | H: 0 LOB: 0 BB: 0 P: 12 | R: 1 E: 0 K: 0 S: 10 | H: 2 LOB: 0 BB: 0 P: 12 | R: 1 E: 0 K: 3 S: 18 | H: 2 LOB: 1 BB: 0 P: 25 | R: 4 E: 1 K: 0 S: 15 | H: 3 LOB: 0 BB: 0 P: 21 | R: 3 E: 0 K: 1 S: 19 | H: 2 LOB: 3 BB: 4 P: 40 | R: 2 E: 1 K: 1 S: 20 | H: 2 LOB: 2 BB: 1 P: 33 | 1B: 5 2B: 2 3B: 0 HR: 4 | SF: 1 SAC: 1 DP: 2 HBP: 0 | WP: 0 PB: 0 SB: 0 CS: 0 | PA: 41 |
| PITCHER | IP WLS BF H R ER SO BB IBB HBP BLK WP HR S P ERA WHIP | | | | | | | | | | | | | | | | | | | |
| 13 Rodrigo Lopez, R (1,1) ERA: 4.5 | 6.0 L 25 7 6 2 4 0 0 0 0 0 0 0 11 27 81.00 15.000 | | | | | | | | | | | | | | | | | | | |
| 55 Blaine Boyer, R (7,1) ERA: 7.56 | 0.1 6 2 3 3 0 3 0 0 0 0 0 0 8 13 0.00 1.500 | | | | | | | | | | | | | | | | | | | |
| 22 Aaron Heilman, R (7,1) ERA: 5.59 | 0.2 3 0 0 0 1 1 0 0 0 0 0 0 8 13 0.00 1.500 | | | | | | | | | | | | | | | | | | | |
| 57 Kevin Mulvey, R (8,1) ERA: 18.0 | 1.0 7 2 2 2 1 1 0 0 0 0 0 2 20 33 18.00 3.000 | | | | | | | | | | | | | | | | | | | |

Arizona Diamondbacks @ Chicago Cubs
 Wrigley Field, Chicago, IL
 Fri Apr 30 2010, 1:20 PM - 4:22 PM CDT
 Att: 37,800 - Sunny - 78 F

| | |
|-----|----|
| AB | 34 |
| R | 11 |
| H | 11 |
| RBI | 11 |
| BB | 5 |
| SO | 6 |
| LOB | 19 |



| Batter | 1 | 2 | 3 | 4 | 5 | 6 | 7 | 8 | 9 | AB | R | H | RBI | BB | SO | LOB | TOP | | | | | |
|---|---|---|---|--|--|----------------------------------|-------------------------------|----------------------------------|-------------------------------|----------------------------------|------------------------------|----------------------------------|-------------------------------|----------------------------------|-------------------------------|----------------------------------|-------------------------------|----------------------------------|----------------------------------|------------------------------------|-------------------------|--------|
| 2 Kelly Johnson, L (1.4) OBP: 0.404, SLG: 0.726 | | | | | | | | | | 4 | 0 | 1 | 0 | 1 | 2 | 3 | | | | | | |
| 10 Justin Upton, R (1.9) OBP: 0.318, SLG: 0.394 | | | | | | | | | | 5 | 1 | 2 | 2 | 0 | 2 | 2 | | | | | | |
| 6 Stephen Drew, L (1.6) OBP: 0.347, SLG: 0.461 | | | | | | | | | | 5 | 0 | 0 | 0 | 0 | 3 | 3 | | | | | | |
| 27 Mark Reynolds, R (1.5) OBP: 0.376, SLG: 0.614 | | | | | | | | | | 4 | 2 | 2 | 2 | 1 | 0 | 1 | | | | | | |
| 25 Adam LaRoche, L (1.3) OBP: 0.379, SLG: 0.533 | | | | | | | | | | 4 | 0 | 0 | 0 | 1 | 1 | 3 | | | | | | |
| 24 Chris Young, R (1.8) OBP: 0.340, SLG: 0.484 | | | | | | | | | | 2 | 0 | 1 | 0 | 2 | 0 | 1 | | | | | | |
| 18 Gerardo Parra, L (1.7) 58 Juan Gutierrez, R (8.1) | | | | | | | | | | 4 | 0 | 2 | 0 | 0 | 0 | 2 | | | | | | |
| 19 Chris Snyder, R (1.2) OBP: 0.357, SLG: 0.508 | | | | | | | | | | 4 | 0 | 0 | 0 | 0 | 4 | 4 | | | | | | |
| 15 Dan Haren, R (1.1) 46 Bob Howry, L (7.1) 5 Cole Gillespie, R (8.7) OBP: 0.333, SLG: 0.522 | | | | | | | | | | 3 | 2 | 2 | 0 | 0 | 0 | 1 | | | | | | |
| Inning Stats | R: 0 E: 0 K: 1 S: 12 | H: 0 LOB: 1 BB: 1 P: 20 | R: 0 E: 0 K: 1 S: 8 | H: 1 LOB: 1 BB: 0 P: 11 | R: 1 E: 0 K: 1 S: 10 | H: 2 LOB: 0 BB: 0 P: 16 | R: 1 E: 0 K: 1 S: 10 | H: 2 LOB: 1 BB: 1 P: 20 | R: 3 E: 0 K: 2 S: 17 | H: 3 LOB: 1 BB: 1 P: 29 | R: 0 E: 0 K: 1 S: 8 | H: 1 LOB: 0 BB: 0 P: 15 | R: 0 E: 0 K: 1 S: 11 | H: 0 LOB: 0 BB: 0 P: 17 | R: 0 E: 0 K: 1 S: 12 | H: 0 LOB: 1 BB: 1 P: 21 | R: 0 E: 0 K: 3 S: 21 | H: 1 LOB: 3 BB: 2 P: 35 | 1B: 6 2B: 3 3B: 0 HR: 3 | SF: 0 SAC: 0 DP: 1 HBP: 0 | WP: 1 PB: 0 CS: 1 | PA: 41 |
| PITCHER | IP WLS BF H R ER SO BB IBB HBP BLK WP HR S P ERA WHIP | 5.0 24 8 5 5 6 3 0 0 0 0 3 57 96 9.00 2.200 | 1.0 4 1 0 0 1 0 0 0 0 1 0 8 15 0.00 1.000 | 2.0 W 7 0 0 0 2 1 0 0 0 0 0 0 23 38 0.00 0.500 | 1.0 S 6 1 0 0 3 2 0 0 0 0 0 0 21 35 0.00 3.000 | PITCHER | | | | | | | | | | | | | | | | |

Arizona Diamondbacks @ Chicago Cubs
Wrigley Field, Chicago, IL
Sat May 01 2010, 12:06 PM - 3:12 PM CDT
Att: 40,368 - Cloudy - 67 F

| | |
|-----|----|
| AB | 35 |
| R | 5 |
| H | 10 |
| RBI | 4 |
| BB | 6 |
| SO | 12 |
| LOB | 20 |



| Batter | 1 | 2 | 3 | 4 | 5 | 6 | 7 | 8 | 9 | AB | R | H | RBI | BB | SO | LOB | BOTTOM | | | | |
|--|---|---|---|---|-------------------------------|----------------------------------|-------------------------------|----------------------------------|-------------------------------|----------------------------------|-------------------------------|----------------------------------|-------------------------------|----------------------------------|-------------------------------|----------------------------------|-----------------------------------|------------------------------------|-------------------------|--------|--|
| 2 Ryan Theriot, R (1.6) OBP: 0.381, SLG: 0.390 | | | | | | | | | | 4 | 1 | 2 | 0 | 1 | 0 | 2 | | | | | |
| 1 Kosuke Fukudome, L (1.9) OBP: 0.452, SLG: 0.662 | | | | | | | | | | 4 | 0 | 2 | 1 | 1 | 0 | 2 | | | | | |
| 25 Derrek Lee, R (1.3) OBP: 0.330, SLG: 0.355 | | | | | | | | | | 5 | 1 | 2 | 2 | 0 | 1 | 3 | | | | | |
| 24 Marlon Byrd, R (1.8) OBP: 0.367, SLG: 0.585 | | | | | | | | | | 5 | 1 | 2 | 0 | 0 | 1 | 5 | | | | | |
| 16 Aramis Ramirez, R (1.5) OBP: 0.215, SLG: 0.278 | | | | | | | | | | 5 | 0 | 1 | 1 | 0 | 1 | 4 | | | | | |
| 12 Alfonso Soriano, R (1.7) 49 Carlos Marmol, R (9.1) OBP: 0.365, SLG: 0.579 | | | | | | | | | | 4 | 2 | 2 | 2 | 0 | 0 | 1 | | | | | |
| 17 Mike Fontenot, L (1.4) OBP: 0.333, SLG: 0.355 | | | | | | | | | | 3 | 0 | 1 | 0 | 1 | 1 | 0 | | | | | |
| 18 Geovany Soto, R (1.2) 21 Tyler Colvin, L (8.7) OBP: 0.500, SLG: 0.518 OBP: 0.365, SLG: 0.600 | | | | | | | | | | 3 | 1 | 1 | 1 | 1 | 1 | 1 | | | | | |
| 52 Carlos Silva, R (1.1) 34 Jeff Gray, R (6.1) 9 Chad Tracy, L (6.9) 45 Sean Marshall, L (7.1) 46 Ryan Dempster, R (8.9) 55 Koyie Hill, S (9.2) OBP: 0.333, SLG: 0.286 OBP: 0.295, SLG: 0.290 OBP: 0.333, SLG: 0.355 OBP: 0.318, SLG: 0.381 | | | | | | | | | | 0 | 0 | 0 | 0 | 0 | 0 | 0 | | | | | |
| Inning Stats | R: 0 E: 0 K: 1 S: 11 | H: 1 LOB: 0 BB: 0 P: 17 | R: 0 E: 0 K: 0 S: 12 | H: 0 LOB: 0 BB: 1 P: 22 | R: 1 E: 0 K: 1 S: 13 | H: 2 LOB: 2 BB: 1 P: 23 | R: 1 E: 1 K: 0 S: 11 | H: 3 LOB: 2 BB: 0 P: 16 | R: 1 E: 0 K: 0 S: 10 | H: 2 LOB: 1 BB: 0 P: 14 | R: 0 E: 0 K: 1 S: 13 | H: 2 LOB: 2 BB: 0 P: 20 | R: 2 E: 0 K: 1 S: 12 | H: 2 LOB: 0 BB: 0 P: 20 | R: 2 E: 1 K: 1 S: 10 | H: 2 LOB: 3 BB: 2 P: 26 | 1B: 10 2B: 3 3B: 0 HR: 1 | SF: 0 SAC: 2 DP: 0 HBP: 0 | WP: 1 PB: 0 CS: 1 | PA: 42 | |
| PITCHER | IP WLS BF H R ER SO BB IBB HBP BLK WP HR S P ERA WHIP | 6.0 29 10 3 3 3 2 0 0 0 0 1 70 112 4.50 2.000 | 1.0 B 5 2 2 2 1 0 0 0 0 0 1 12 20 18.00 2.000 | 1.0 L 7 2 2 2 1 2 0 0 0 0 0 0 10 26 18.00 4.000 | PITCHER | | | | | | | | | | | | | | | | |

Arizona Diamondbacks @ Chicago Cubs
Wrigley Field, Chicago, IL
Sat May 01 2010, 12:06 PM - 3:12 PM CDT
Att: 40,368 - Cloudy - 67 F

| | |
|-----|----|
| AB | 35 |
| R | 7 |
| H | 14 |
| RBI | 7 |
| BB | 4 |
| SO | 5 |
| LOB | 19 |



| Batter | 1 | 2 | 3 | 4 | 5 | 6 | 7 | 8 | 9 | AB | R | H | RBI | BB | SO | LOB | TOP | | | | |
|---|---|---|---|---|---|---|---|---|---|---|---|---|---|---|---|---|---|---|---|---|---|
| 2 Ryan Theriot, R OBP: 0.390, SLG: 0.409 | G6-3 | | | G4-3 | | | | K | | 5 | 0 | 2 | 0 | 0 | 1 | 1 | | | | | |
| 28 Jeff Baker, R OBP: 0.285, SLG: 0.413 | | | | | | | | | K | 4 | 0 | 1 | 0 | 0 | 0 | 5 | | | | | |
| 17 Mike Fontenot, L OBP: 0.342, SLG: 0.343 | | | | | | | | | | 1 | 0 | 0 | 0 | 0 | 1 | 0 | | | | | |
| 25 Derrek Lee, R OBP: 0.375, SLG: 0.354 | G6-3 | | | F8 | | | | L4 | | 4 | 0 | 1 | 0 | 1 | 0 | 1 | | | | | |
| 24 Marlon Byrd, R OBP: 0.370, SLG: 0.588 | | | | F8 | | | | FC5-4 | | 3 | 0 | 0 | 0 | 1 | 0 | 2 | | | | | |
| 16 Aramis Ramirez, R OBP: 0.214, SLG: 0.267 | | | | F9 | | | | | P2 | 4 | 0 | 0 | 0 | 1 | 1 | 4 | | | | | |
| 12 Alfonso Soriano, R OBP: 0.376, SLG: 0.690 | | | | F7 | | | | | | 4 | 1 | 1 | 1 | 0 | 1 | 2 | | | | | |
| 22 Xavier Nady, R OBP: 0.333, SLG: 0.265 | | | | G6-3 | | | | | | 3 | 0 | 0 | 0 | 1 | 1 | 2 | | | | | |
| 18 Geovany Soto, R OBP: 0.488, SLG: 0.532 | | | | F8 | | | | G5-3 | | 3 | 1 | 1 | 1 | 1 | 0 | 1 | | | | | |
| 46 Ryan Dempster, R OBP: 0.250, SLG: 0.250 | | | | SH5-4 | | | | G1-3 | | 2 | 0 | 2 | 0 | 0 | 0 | 0 | | | | | |
| 1 Kosuke Fukudome, L OBP: 0.433, SLG: 0.622 | | | | | | | | | | 1 | 0 | 0 | 0 | 0 | 0 | 0 | | | | | |
| 45 Sean Marshall, L | | | | | | | | | | 0 | 0 | 0 | 0 | 0 | 0 | 0 | | | | | |
| Inning Stats | R: 0 H: 1 E: 0 K: 0 S: 9 | L: 1 LOB: 2 BB: 1 P: 19 | R: 0 H: 2 E: 0 K: 0 S: 15 | L: 2 LOB: 3 BB: 1 P: 26 | R: 0 H: 0 E: 0 K: 0 S: 10 | L: 0 LOB: 0 BB: 0 P: 15 | R: 1 H: 1 E: 0 K: 0 S: 7 | L: 1 LOB: 1 BB: 0 P: 16 | R: 0 H: 1 E: 0 K: 1 S: 8 | L: 1 LOB: 1 BB: 0 P: 12 | R: 0 H: 0 E: 0 K: 2 S: 9 | L: 0 LOB: 2 BB: 1 P: 23 | R: 0 H: 0 E: 0 K: 1 S: 8 | L: 0 LOB: 0 BB: 0 P: 11 | R: 0 H: 0 E: 0 K: 1 S: 8 | L: 0 LOB: 1 BB: 1 P: 17 | 1B: 5 2B: 1 3B: 0 HR: 2 | SF: 0 SAC: 1 DP: 0 HBP: 1 | WP: 1 PB: 0 SB: 1 CS: 0 | PA: 41 | |
| PITCHER | IP WLS BF H R ER SO BB IBB HBP BLK WP HR S P ERA WHIP | IP WLS BF H R ER SO BB IBB HBP BLK WP HR S P ERA WHIP | IP WLS BF H R ER SO BB IBB HBP BLK WP HR S P ERA WHIP | IP WLS BF H R ER SO BB IBB HBP BLK WP HR S P ERA WHIP | IP WLS BF H R ER SO BB IBB HBP BLK WP HR S P ERA WHIP | IP WLS BF H R ER SO BB IBB HBP BLK WP HR S P ERA WHIP | IP WLS BF H R ER SO BB IBB HBP BLK WP HR S P ERA WHIP | IP WLS BF H R ER SO BB IBB HBP BLK WP HR S P ERA WHIP | IP WLS BF H R ER SO BB IBB HBP BLK WP HR S P ERA WHIP | IP WLS BF H R ER SO BB IBB HBP BLK WP HR S P ERA WHIP | IP WLS BF H R ER SO BB IBB HBP BLK WP HR S P ERA WHIP | IP WLS BF H R ER SO BB IBB HBP BLK WP HR S P ERA WHIP | IP WLS BF H R ER SO BB IBB HBP BLK WP HR S P ERA WHIP | IP WLS BF H R ER SO BB IBB HBP BLK WP HR S P ERA WHIP | IP WLS BF H R ER SO BB IBB HBP BLK WP HR S P ERA WHIP | IP WLS BF H R ER SO BB IBB HBP BLK WP HR S P ERA WHIP | IP WLS BF H R ER SO BB IBB HBP BLK WP HR S P ERA WHIP | IP WLS BF H R ER SO BB IBB HBP BLK WP HR S P ERA WHIP | IP WLS BF H R ER SO BB IBB HBP BLK WP HR S P ERA WHIP | IP WLS BF H R ER SO BB IBB HBP BLK WP HR S P ERA WHIP | IP WLS BF H R ER SO BB IBB HBP BLK WP HR S P ERA WHIP |

Chicago Cubs @ Pittsburgh Pirates
PNC Park, Pittsburgh, PA
Tue May 04 2010, 7:07 PM - 9:33 PM EDT
Att: 10,972 - Partly Cloudy - 73 F

| | |
|-----|----|
| AB | 34 |
| R | 2 |
| H | 8 |
| RBI | 2 |
| BB | 5 |
| SO | 5 |
| LOB | 18 |



| Batter | 1 | 2 | 3 | 4 | 5 | 6 | 7 | 8 | 9 | AB | R | H | RBI | BB | SO | LOB | BOTTOM | | | | |
|--|---|---|---|---|---|---|---|---|---|---|---|---|---|---|---|---|---|---|---|---|---|
| 3 Akinori Iwamura, L OBP: 0.306, SLG: 0.301 | G3-1 | | | G4-3 | | | | K | | 4 | 0 | 0 | 0 | 0 | 1 | 3 | | | | | |
| 15 Andy LaRoche, R OBP: 0.403, SLG: 0.478 | | | | F9 | | | | K | | 4 | 1 | 2 | 1 | 0 | 1 | 0 | | | | | |
| 41 Ryan Doumit, S OBP: 0.363, SLG: 0.463 | | | | | | | | | | 4 | 0 | 0 | 0 | 0 | 1 | 0 | | | | | |
| 46 Garrett Jones, L OBP: 0.364, SLG: 0.404 | | | | | | | | | | 3 | 1 | 1 | 0 | 1 | 1 | 0 | | | | | |
| 19 Ryan Church, L OBP: 0.320, SLG: 0.479 | | | | | | | | | | 4 | 1 | 2 | 2 | 0 | 0 | 1 | | | | | |
| 85 Latosni Millidge, R OBP: 0.260, SLG: 0.260 | | | | | | | | | | 3 | 0 | 0 | 0 | 0 | 0 | 1 | | | | | |
| 6 Jeff Clement, L OBP: 0.225, SLG: 0.315 | | | | | | | | | | 3 | 0 | 0 | 0 | 0 | 2 | 0 | | | | | |
| 5 Ronny Cedeno, R OBP: 0.247, SLG: 0.329 | | | | | | | | | | 3 | 0 | 2 | 0 | 0 | 0 | 0 | | | | | |
| 28 Paul Maholm, L | | | | | | | | | | 1 | 0 | 0 | 0 | 0 | 1 | 0 | | | | | |
| 47 Evan Meek, R | | | | | | | | | | 0 | 0 | 0 | 0 | 0 | 0 | 0 | | | | | |
| 24 Delwyn Young, S OBP: 0.289, SLG: 0.366 | | | | | | | | | | 1 | 0 | 1 | 0 | 0 | 0 | 0 | | | | | |
| 52 Joel Hanrahan, R | | | | | | | | | | 0 | 0 | 0 | 0 | 0 | 0 | 0 | | | | | |
| 29 Octavio Dotel, R | | | | | | | | | | 0 | 0 | 0 | 0 | 0 | 0 | 0 | | | | | |
| Inning Stats | R: 1 H: 1 E: 0 K: 1 S: 14 | L: 1 LOB: 1 BB: 1 P: 24 | R: 0 H: 0 E: 0 K: 1 S: 7 | L: 0 LOB: 0 BB: 0 P: 10 | R: 0 H: 0 E: 0 K: 1 S: 7 | L: 0 LOB: 0 BB: 0 P: 8 | R: 0 H: 1 E: 0 K: 1 S: 8 | L: 1 LOB: 1 BB: 0 P: 17 | R: 0 H: 1 E: 0 K: 1 S: 9 | L: 1 LOB: 1 BB: 0 P: 12 | R: 2 H: 2 E: 0 K: 1 S: 16 | L: 2 LOB: 2 BB: 0 P: 20 | R: 0 H: 3 E: 0 K: 1 S: 12 | L: 3 LOB: 2 BB: 0 P: 16 | R: 0 H: 0 E: 0 K: 0 S: 10 | L: 0 LOB: 0 BB: 0 P: 13 | 1B: 6 2B: 0 3B: 0 HR: 2 | SF: 0 SAC: 1 DP: 0 HBP: 0 | WP: 0 PB: 0 SB: 0 CS: 0 | PA: 32 | |
| PITCHER | IP WLS BF H R ER SO BB IBB HBP BLK WP HR S P ERA WHIP | IP WLS BF H R ER SO BB IBB HBP BLK WP HR S P ERA WHIP | IP WLS BF H R ER SO BB IBB HBP BLK WP HR S P ERA WHIP | IP WLS BF H R ER SO BB IBB HBP BLK WP HR S P ERA WHIP | IP WLS BF H R ER SO BB IBB HBP BLK WP HR S P ERA WHIP | IP WLS BF H R ER SO BB IBB HBP BLK WP HR S P ERA WHIP | IP WLS BF H R ER SO BB IBB HBP BLK WP HR S P ERA WHIP | IP WLS BF H R ER SO BB IBB HBP BLK WP HR S P ERA WHIP | IP WLS BF H R ER SO BB IBB HBP BLK WP HR S P ERA WHIP | IP WLS BF H R ER SO BB IBB HBP BLK WP HR S P ERA WHIP | IP WLS BF H R ER SO BB IBB HBP BLK WP HR S P ERA WHIP | IP WLS BF H R ER SO BB IBB HBP BLK WP HR S P ERA WHIP | IP WLS BF H R ER SO BB IBB HBP BLK WP HR S P ERA WHIP | IP WLS BF H R ER SO BB IBB HBP BLK WP HR S P ERA WHIP | IP WLS BF H R ER SO BB IBB HBP BLK WP HR S P ERA WHIP | IP WLS BF H R ER SO BB IBB HBP BLK WP HR S P ERA WHIP | IP WLS BF H R ER SO BB IBB HBP BLK WP HR S P ERA WHIP | IP WLS BF H R ER SO BB IBB HBP BLK WP HR S P ERA WHIP | IP WLS BF H R ER SO BB IBB HBP BLK WP HR S P ERA WHIP | IP WLS BF H R ER SO BB IBB HBP BLK WP HR S P ERA WHIP | IP WLS BF H R ER SO BB IBB HBP BLK WP HR S P ERA WHIP |

Chicago Cubs @ Pittsburgh Pirates
PNC Park, Pittsburgh, PA
Tue May 04 2010, 7:07 PM - 9:33 PM EDT
Att: 10,972 - Partly Cloudy - 73 F

| | |
|-----|----|
| AB | 30 |
| R | 3 |
| H | 8 |
| RBI | 3 |
| BB | 1 |
| SO | 7 |
| LOB | 5 |



| Batter | 1 | 2 | 3 | 4 | 5 | 6 | 7 | 8 | 9 | AB | R | H | RBI | BB | SO | LOB | TOP | | | |
|---|---|---|---|---|---|---|---|---|---|---|---|---|---|---|---|---|---|------------------------------------|----------------------------------|--------|
| 2 Ryan Theriot, R (1,6) OBP: 0.378, SLG: 0.395 | F7 | | FC4-6 | | G6-3 | | | K | | 4 | 0 | 0 | 0 | 0 | 1 | 1 | | | | |
| 1 Kosuke Fukudome, L (1,9) OBP: 0.415, SLG: 0.590 | F7 | | | G6-3 | G6-3 | | | G4-3 | | 4 | 0 | 0 | 0 | 0 | 0 | 0 | | | | |
| 25 Derrek Lee, R (1,3) OBP: 0.341, SLG: 0.350 | K | | | 1B | G5-3 | | | | F8 | 4 | 1 | 1 | 0 | 0 | 1 | 0 | | | | |
| 24 Marion Byrd, R (1,8) OBP: 0.375, SLG: 0.581 | | G5-3 | | 1B | G6-3 | | | | HBP | 3 | 1 | 1 | 0 | 0 | 0 | 0 | | | | |
| 12 Alfonso Soriano, R (1,7) OBP: 0.371, SLG: 0.670 | F9 | | | 1B | K2-3 | | | | K | 4 | 0 | 1 | 0 | 0 | 2 | 1 | | | | |
| 16 Aramis Ramirez, R (1,5) OBP: 0.216, SLG: 0.269 | G5-3 | | | SF9 | | | | | K | 3 | 0 | 1 | 1 | 0 | 1 | 1 | | | | |
| 17 Mike Fontenot, L (1,4) OBP: 0.342, SLG: 0.343 | | | P6 | 1B | G6-4-3 | | | | | 3 | 0 | 1 | 1 | 0 | 0 | 1 | | | | |
| 55 Koyie Hill, S (1,2) OBP: 0.280, SLG: 0.333 | | | K | 1B | G4-3 | | | | | 3 | 0 | 0 | 0 | 0 | 1 | 2 | | | | |
| 30 Ted Lilly, L (1,1) OBP: 0.348, SLG: 0.333 | | | | | G4-3 | | | | | 1 | 0 | 0 | 0 | 0 | 0 | 0 | | | | |
| 38 Carlos Zambrano, S (7,1) OBP: 0.348, SLG: 0.333 | | | | | | | | | | 0 | 0 | 0 | 0 | 0 | 0 | 0 | | | | |
| 9 Chad Tracy, L (8, PH) OBP: 0.348, SLG: 0.333 | | | | | | | | | | 1 | 0 | 0 | 0 | 0 | 1 | 0 | | | | |
| 49 Carlos Marmol, R (8,1) OBP: 0.348, SLG: 0.333 | | | | | | | | | | 0 | 0 | 0 | 0 | 0 | 0 | 0 | | | | |
| Inning Stats | R: 0 E: 0 K: 1 S: 7 | H: 0 LOB: 0 BB: 0 P: 10 | R: 0 E: 0 K: 0 S: 6 | H: 0 LOB: 0 BB: 0 P: 7 | R: 0 E: 0 K: 1 S: 10 | H: 0 LOB: 1 BB: 0 P: 12 | R: 2 E: 0 K: 0 S: 17 | H: 4 LOB: 2 BB: 0 P: 27 | R: 0 E: 0 K: 1 S: 5 | H: 0 LOB: 0 BB: 0 P: 12 | R: 0 E: 0 K: 0 S: 8 | H: 1 LOB: 0 BB: 0 P: 12 | R: 0 E: 0 K: 2 S: 11 | H: 0 LOB: 0 BB: 0 P: 16 | R: 0 E: 0 K: 2 S: 11 | H: 0 LOB: 1 BB: 0 P: 17 | 1B: 5 2B: 0 3B: 0 HR: 0 | SF: 1 SAC: 0 DP: 1 HBP: 2 | WP: 0 PB: 0 SB: 0 CS: 0 | PA: 33 |
| PITCHER | IP WLS BF H R ER SO BB IBB HBP BLK WP HR S P ERA WHIP | IP WLS BF H R ER SO BB IBB HBP BLK WP HR S P ERA WHIP | IP WLS BF H R ER SO BB IBB HBP BLK WP HR S P ERA WHIP | IP WLS BF H R ER SO BB IBB HBP BLK WP HR S P ERA WHIP | IP WLS BF H R ER SO BB IBB HBP BLK WP HR S P ERA WHIP | IP WLS BF H R ER SO BB IBB HBP BLK WP HR S P ERA WHIP | IP WLS BF H R ER SO BB IBB HBP BLK WP HR S P ERA WHIP | IP WLS BF H R ER SO BB IBB HBP BLK WP HR S P ERA WHIP | IP WLS BF H R ER SO BB IBB HBP BLK WP HR S P ERA WHIP | IP WLS BF H R ER SO BB IBB HBP BLK WP HR S P ERA WHIP | IP WLS BF H R ER SO BB IBB HBP BLK WP HR S P ERA WHIP | IP WLS BF H R ER SO BB IBB HBP BLK WP HR S P ERA WHIP | IP WLS BF H R ER SO BB IBB HBP BLK WP HR S P ERA WHIP | IP WLS BF H R ER SO BB IBB HBP BLK WP HR S P ERA WHIP | IP WLS BF H R ER SO BB IBB HBP BLK WP HR S P ERA WHIP | IP WLS BF H R ER SO BB IBB HBP BLK WP HR S P ERA WHIP | IP WLS BF H R ER SO BB IBB HBP BLK WP HR S P ERA WHIP | | | |

Chicago Cubs @ Pittsburgh Pirates
PNC Park, Pittsburgh, PA
Wed May 05 2010, 7:06 PM - 9:27 PM EDT
Att: 11,053 - Partly Cloudy - 79 F

| | |
|-----|----|
| AB | 30 |
| R | 2 |
| H | 5 |
| RBI | 2 |
| BB | 0 |
| SO | 7 |
| LOB | 6 |



| Batter | 1 | 2 | 3 | 4 | 5 | 6 | 7 | 8 | 9 | AB | R | H | RBI | BB | SO | LOB | BOTTOM | | | |
|--|---|---|---|---|---|---|---|---|---|---|---|---|---|---|---|---|---|------------------------------------|----------------------------------|--------|
| 2 Bobby Crosby, R (1,4) OBP: 0.400, SLG: 0.421 | K | | | K | | | | | | 4 | 1 | 2 | 0 | 0 | 2 | 1 | | | | |
| 15 Andy LaRoche, R (1,5) OBP: 0.395, SLG: 0.479 | P4 | | | | L5 | | | | | 4 | 1 | 1 | 0 | 0 | 1 | 2 | | | | |
| 22 Andrew McCutchen, R (1,8) OBP: 0.345, SLG: 0.463 | 1B | | | 2B | G5-3 | | | | | 4 | 1 | 2 | 1 | 0 | 1 | 0 | | | | |
| 46 Garrett Jones, L (1,9) OBP: 0.368, SLG: 0.419 | 1B | | | 2B | G2 | | | | | 4 | 0 | 2 | 2 | 0 | 1 | 0 | | | | |
| 41 Ryan Doumit, S (1,2) OBP: 0.358, SLG: 0.447 | F9 | | | | L5 | | | | | 3 | 0 | 0 | 0 | 0 | 0 | 3 | | | | |
| 19 Ryan Church, L (1,7) OBP: 0.315, SLG: 0.519 | L4 | | | | P4 | | | | | 4 | 1 | 1 | 1 | 0 | 0 | 4 | | | | |
| 51 Steve Pearce, R (1,3) OBP: 0.315, SLG: 0.519 | | P6 | | | G5-3 | | | | | 3 | 0 | 0 | 0 | 0 | 0 | 1 | | | | |
| 5 Ronny Cedeno, R (1,6) OBP: 0.261, SLG: 0.341 | | | | | G4-3 | | | | | 3 | 0 | 2 | 0 | 0 | 0 | 0 | | | | |
| 37 Charlie Morton, R (1,1) OBP: 0.261, SLG: 0.341 | | | | | | | | | | 1 | 0 | 0 | 0 | 0 | 0 | 1 | | | | |
| 47 Evan Meek, R (7,1) OBP: 0.261, SLG: 0.341 | | | | | | | | | | 0 | 0 | 0 | 0 | 0 | 0 | 0 | | | | |
| 3 Akinori Iwamura, L (7, PH) OBP: 0.303, SLG: 0.298 | | | | | | | | | | 1 | 0 | 0 | 0 | 0 | 0 | 0 | | | | |
| 52 Joel Hanrahan, R (8,1) OBP: 0.303, SLG: 0.298 | | | | | | | | | | 0 | 0 | 0 | 0 | 0 | 0 | 0 | | | | |
| 29 Octavio Dotel, R (9,1) OBP: 0.303, SLG: 0.298 | | | | | | | | | | 0 | 0 | 0 | 0 | 0 | 0 | 0 | | | | |
| Inning Stats | R: 1 E: 0 K: 0 S: 12 | H: 3 LOB: 2 BB: 0 P: 17 | R: 0 E: 0 K: 1 S: 9 | H: 1 LOB: 1 BB: 0 P: 13 | R: 2 E: 0 K: 0 S: 13 | H: 3 LOB: 0 BB: 0 P: 16 | R: 0 E: 0 K: 1 S: 6 | H: 1 LOB: 0 BB: 0 P: 7 | R: 0 E: 0 K: 0 S: 6 | H: 0 LOB: 0 BB: 0 P: 8 | R: 1 E: 0 K: 0 S: 10 | H: 1 LOB: 1 BB: 0 P: 12 | R: 0 E: 0 K: 1 S: 9 | H: 1 LOB: 1 BB: 0 P: 13 | R: 0 E: 0 K: 2 S: 11 | H: 0 LOB: 1 BB: 0 P: 17 | 1B: 5 2B: 5 3B: 0 HR: 1 | SF: 0 SAC: 1 DP: 2 HBP: 1 | WP: 0 PB: 0 SB: 0 CS: 1 | PA: 33 |
| PITCHER | IP WLS BF H R ER SO BB IBB HBP BLK WP HR S P ERA WHIP | IP WLS BF H R ER SO BB IBB HBP BLK WP HR S P ERA WHIP | IP WLS BF H R ER SO BB IBB HBP BLK WP HR S P ERA WHIP | IP WLS BF H R ER SO BB IBB HBP BLK WP HR S P ERA WHIP | IP WLS BF H R ER SO BB IBB HBP BLK WP HR S P ERA WHIP | IP WLS BF H R ER SO BB IBB HBP BLK WP HR S P ERA WHIP | IP WLS BF H R ER SO BB IBB HBP BLK WP HR S P ERA WHIP | IP WLS BF H R ER SO BB IBB HBP BLK WP HR S P ERA WHIP | IP WLS BF H R ER SO BB IBB HBP BLK WP HR S P ERA WHIP | IP WLS BF H R ER SO BB IBB HBP BLK WP HR S P ERA WHIP | IP WLS BF H R ER SO BB IBB HBP BLK WP HR S P ERA WHIP | IP WLS BF H R ER SO BB IBB HBP BLK WP HR S P ERA WHIP | IP WLS BF H R ER SO BB IBB HBP BLK WP HR S P ERA WHIP | IP WLS BF H R ER SO BB IBB HBP BLK WP HR S P ERA WHIP | IP WLS BF H R ER SO BB IBB HBP BLK WP HR S P ERA WHIP | IP WLS BF H R ER SO BB IBB HBP BLK WP HR S P ERA WHIP | IP WLS BF H R ER SO BB IBB HBP BLK WP HR S P ERA WHIP | | | |

Chicago Cubs @ Pittsburgh Pirates
PNC Park, Pittsburgh, PA
Wed May 05 2010, 7:06 PM - 9:27 PM EDT
Att: 11,053 - Partly Cloudy - 79 F

| | |
|-----|----|
| AB | 31 |
| R | 4 |
| H | 10 |
| RBI | 4 |
| BB | 0 |
| SO | 5 |
| LOB | 12 |




| Batter | 1 | 2 | 3 | 4 | 5 | 6 | 7 | 8 | 9 | AB | R | H | RBI | BB | SO | LOB | TOP | | | | | | | | | | |
|---|-------------------------------|----------------------------------|------------------------------|----------------------------------|------------------------------|---------------------------------|------------------------------|----------------------------------|------------------------------|----------------------------------|------------------------------|----------------------------------|-------------------------------|----------------------------------|-------------------------------|----------------------------------|--|----------------------------------|----------------------------------|------------------------------------|----------------------------------|--------|--|--|--|--|--|
| 2 Ryan Theriot, R OBP: 0.374, SLG: 0.390 | G5-3 | | F9 | | F9 | | | G1-3 | | 4 | 0 | 1 | 0 | 0 | 0 | 1 | Chicago Cubs @ Pittsburgh Pirates PNC Park, Pittsburgh, PA Thu May 06 2010, 7:07 PM - 9:34 PM EDT Att: 11,086 - Clear - 68 F | | | | | | | | | | |
| 24 Marlon Byrd, R OBP: 0.371, SLG: 0.578 | G6-3 | | F7 | | | G1-4-3 | | 2B | | 4 | 1 | 1 | 0 | 0 | 0 | 1 | | | | | | | | | | | |
| 25 Derrek Lee, R OBP: 0.339, SLG: 0.340 | K | | F7 | | | BB | | F9 | | 3 | 0 | 0 | 0 | 1 | 1 | 2 | | | | | | | | | | | |
| 22 Xavier Nady, R OBP: 0.326, SLG: 0.289 | G5-3 | | | | K | | | F8 | | 4 | 0 | 1 | 1 | 0 | 1 | 1 | | | | | | | | | | | |
| 16 Aramis Ramirez, R OBP: 0.208, SLG: 0.259 | F9 | | F8 | | | F7 | | F9 | | 4 | 0 | 0 | 0 | 0 | 0 | 2 | | | | | | | | | | | |
| 12 Alfonso Soriano, R OBP: 0.366, SLG: 0.663 | 2B | | K | | | | P3 | | | 4 | 0 | 1 | 0 | 0 | 2 | 0 | | | | | | | | | | | |
| 18 Geovany Soto, R OBP: 0.366, SLG: 0.569 | 2B | | | | G5-3 | | 2B | | | 3 | 0 | 2 | 0 | 1 | 0 | 0 | | | | | | | | | | | |
| 28 Jeff Baker, R OBP: 0.264, SLG: 0.388 | F8 | | | | | G5-3 | | K | | 3 | 0 | 0 | 0 | 1 | 1 | 4 | | | | | | | | | | | |
| 36 Randy Wells, R ERA: 4.09 | G4-3 | | FC3-6 | | | | K | | | 0 | 0 | 0 | 0 | 0 | 0 | 0 | | | | | | | | | | | |
| 43 John Crabbow, L ERA: 7.59 | | | | | | | | F9 | | 1 | 0 | 0 | 0 | 0 | 0 | 1 | | | | | | | | | | | |
| Inning Stats | R: 0 E: 0 K: 1 S: 10 | H: 0 LOB: 0 BB: 0 P: 15 | R: 0 E: 0 K: 0 S: 9 | H: 1 LOB: 1 BB: 1 P: 20 | R: 0 E: 0 K: 0 S: 6 | H: 1 LOB: 1 BB: 0 P: 9 | R: 0 E: 0 K: 2 S: 9 | H: 0 LOB: 0 BB: 0 P: 11 | R: 0 E: 0 K: 0 S: 6 | H: 0 LOB: 1 BB: 1 P: 13 | R: 0 E: 0 K: 0 S: 8 | H: 0 LOB: 1 BB: 1 P: 15 | R: 0 E: 0 K: 1 S: 10 | H: 1 LOB: 1 BB: 0 P: 16 | R: 1 E: 0 K: 0 S: 11 | H: 2 LOB: 1 BB: 0 P: 13 | R: 0 E: 0 K: 2 S: 9 | H: 1 LOB: 1 BB: 0 P: 12 | 1B: 1 2B: 2 3B: 0 HR: 0 | SF: 0 SAC: 0 DP: 0 HBP: 0 | WP: 1 PB: 1 SB: 0 CS: 0 | PA: 36 | | | | | |
| PITCHER | IP | WLS | BF | H | R | ER | SO | BB | IBB | HBP | BLK | WP | HR | S | P | ERA | WHIP | | | | | | | | | | |
| 71 Brian Bures, L ERA: 4.09 | 7.0 | W | 27 | 3 | 0 | 0 | 4 | 3 | 0 | 0 | 0 | 1 | 0 | 58 | 99 | 0.00 | 0.857 | | | | | | | | | | |
| 48 Javier López, L ERA: 3.27 | 1.0 | | 5 | 2 | 1 | 1 | 0 | 0 | 0 | 0 | 0 | 0 | 0 | 11 | 13 | 9.00 | 2.000 | | | | | | | | | | |
| 77 D.J. Carrasco, R ERA: 4.35 | 1.0 | | 4 | 1 | 0 | 0 | 2 | 0 | 0 | 0 | 0 | 0 | 0 | 9 | 12 | 0.00 | 1.000 | | | | | | | | | | |


| | |
|-----|----|
| AB | 33 |
| R | 1 |
| H | 6 |
| RBI | 1 |
| BB | 3 |
| SO | 6 |
| LOB | 14 |

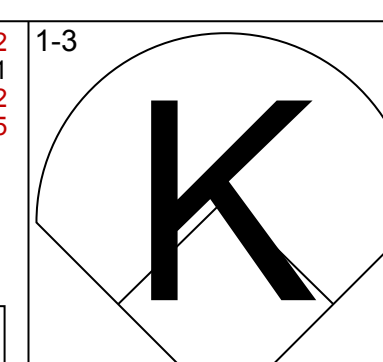
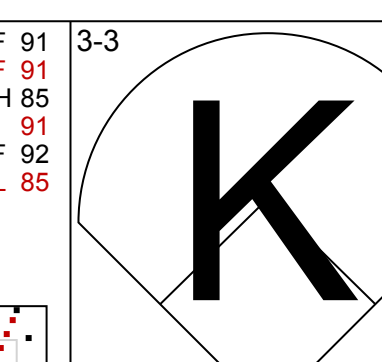
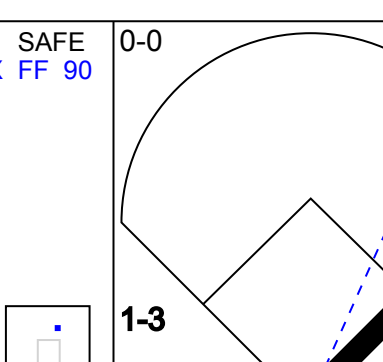
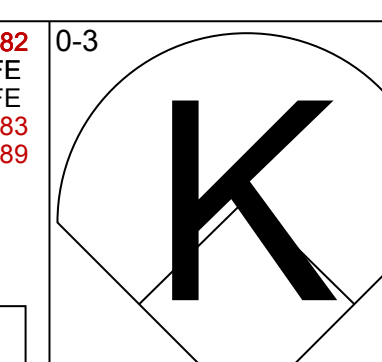
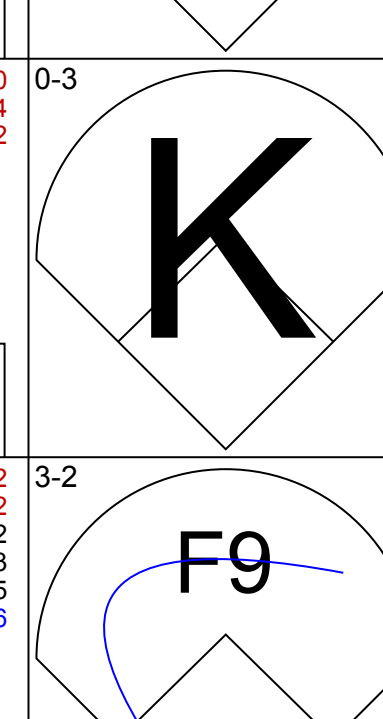
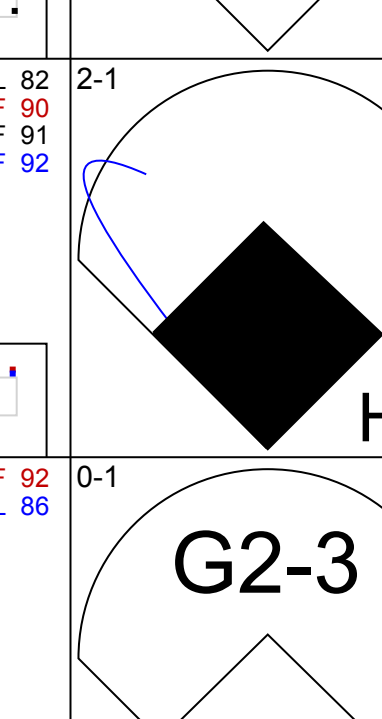
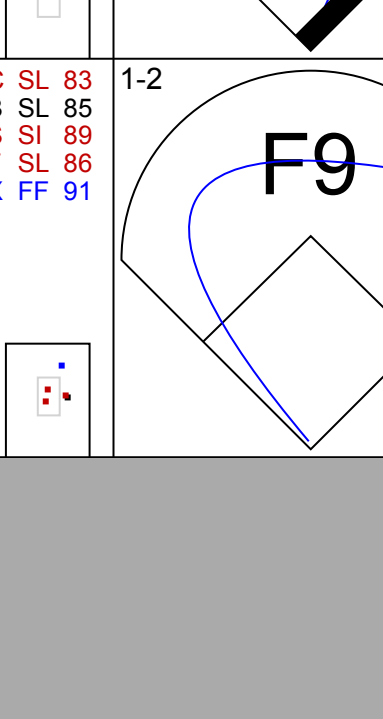
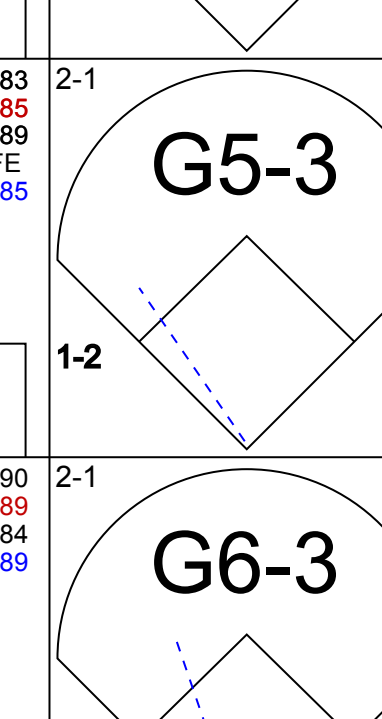
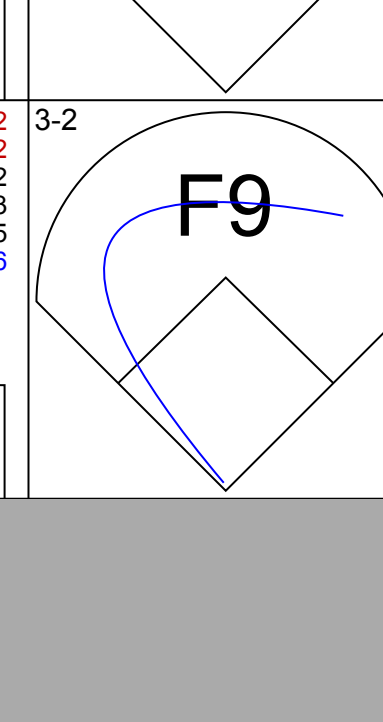
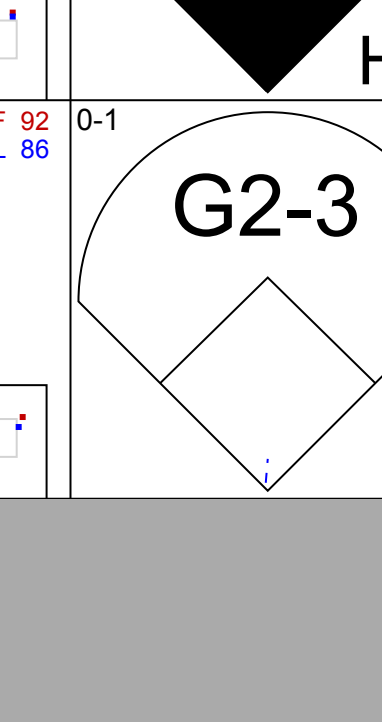
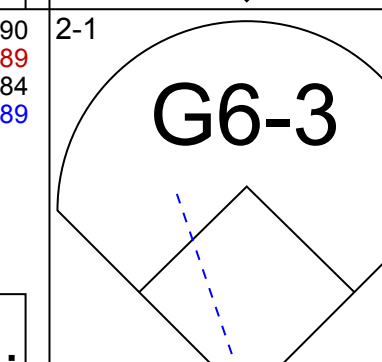
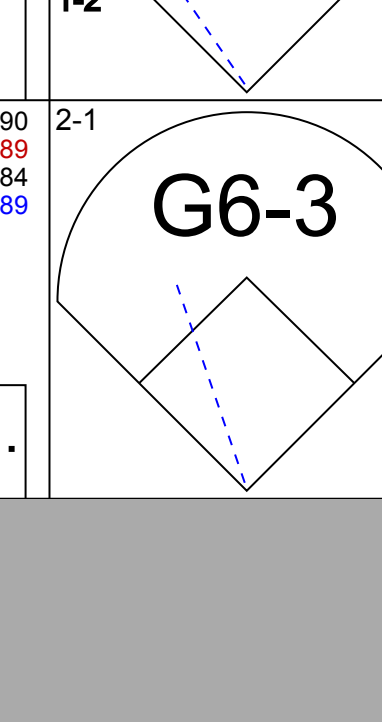
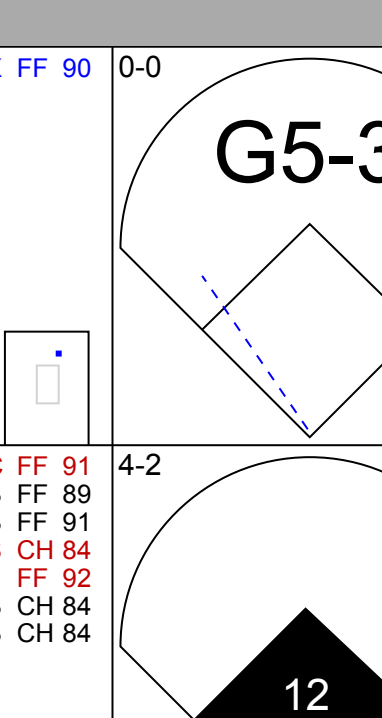
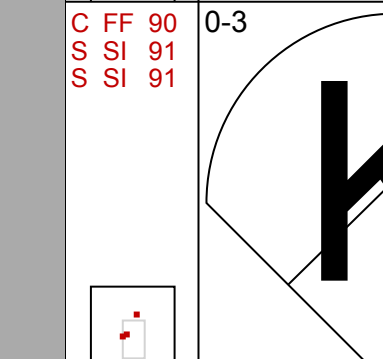
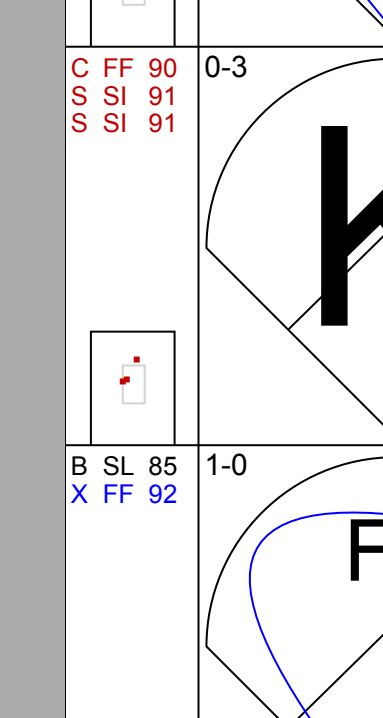
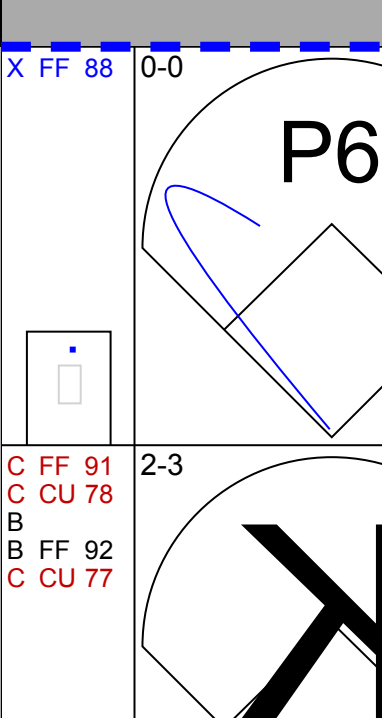
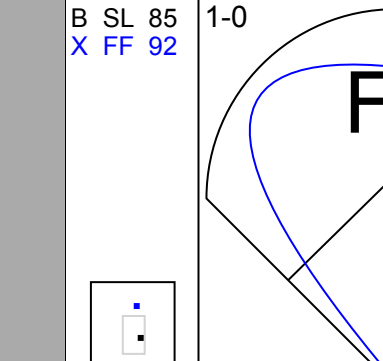
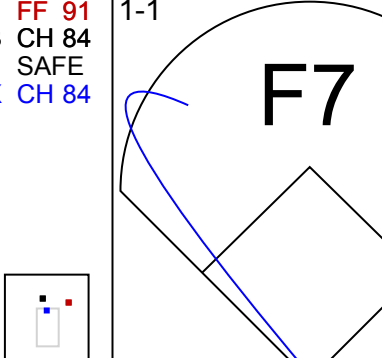
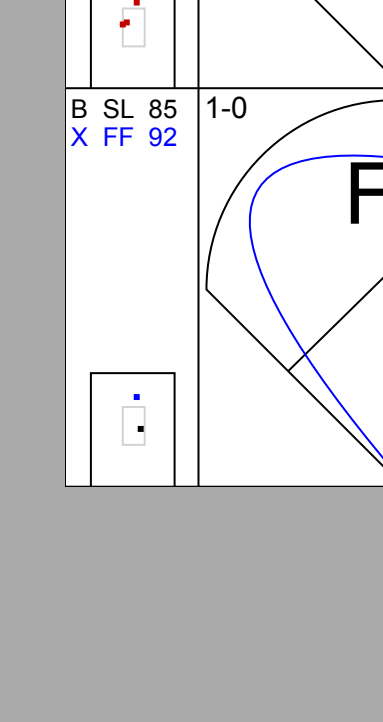

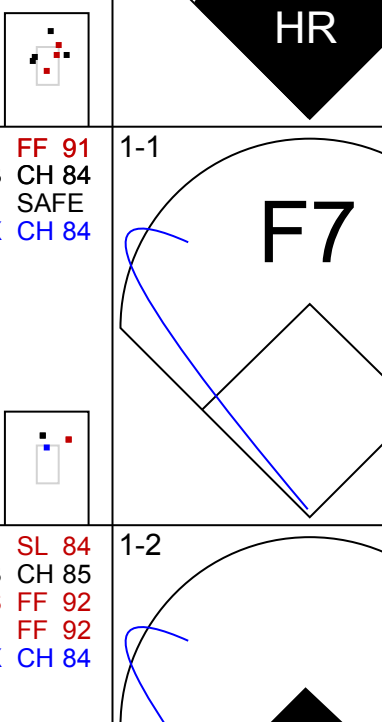
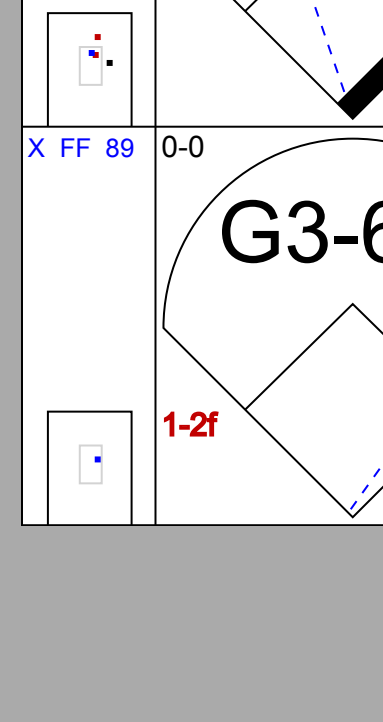
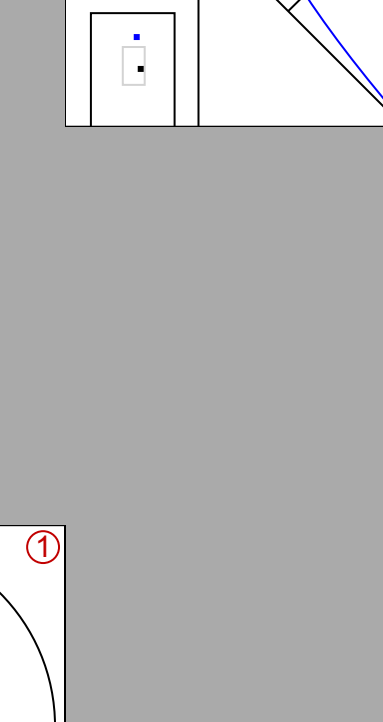
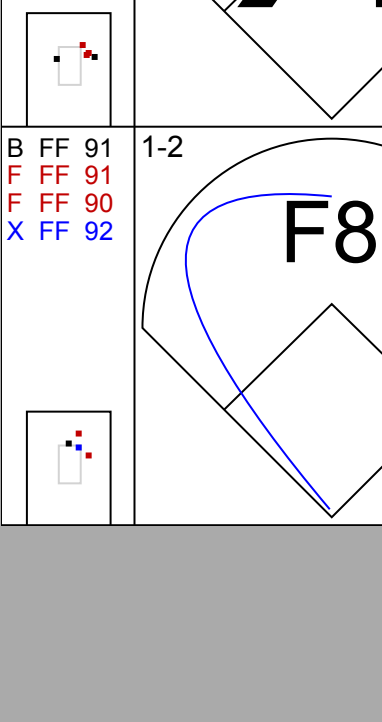
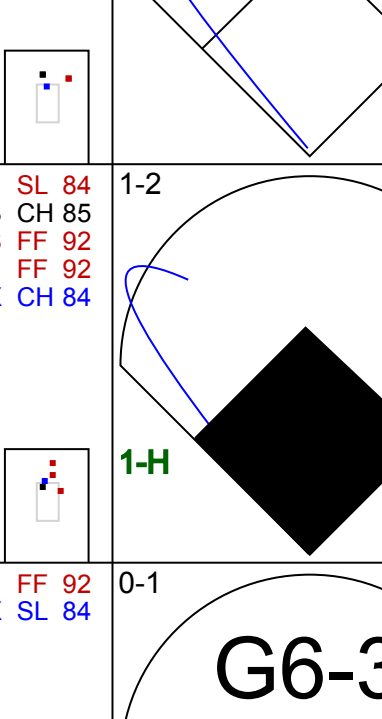
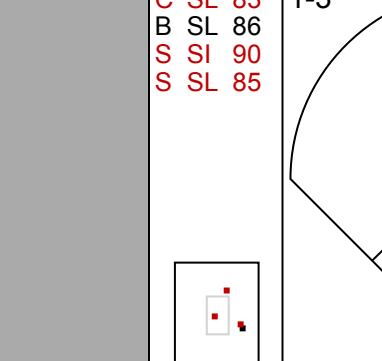
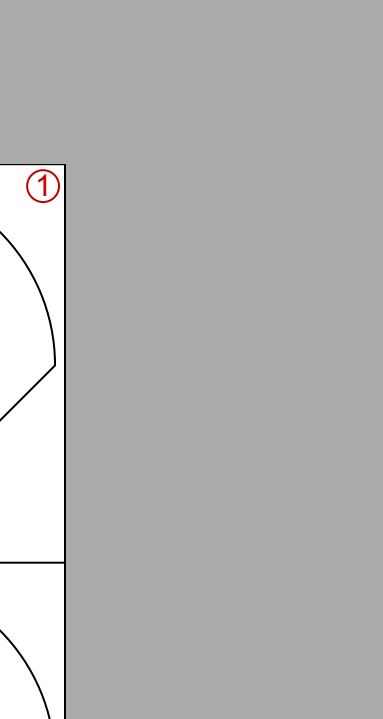
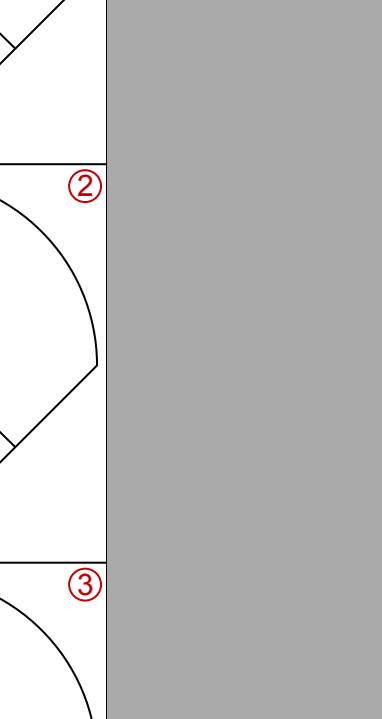


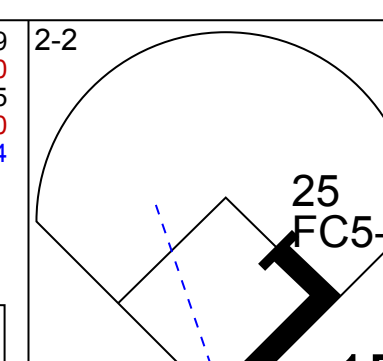
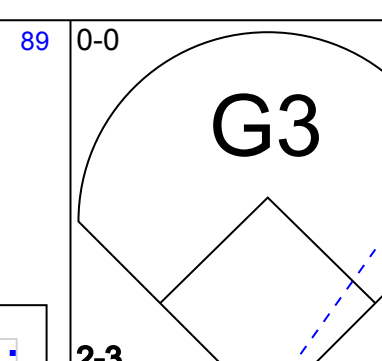

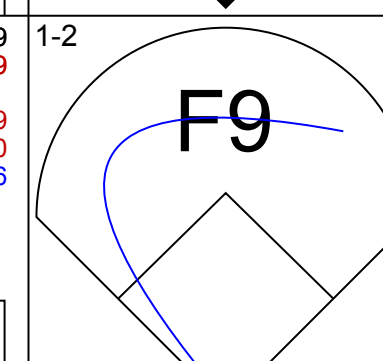
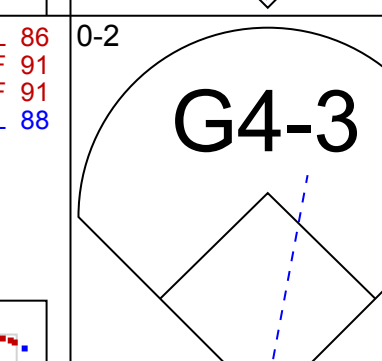

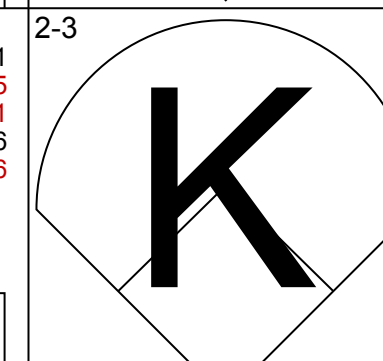
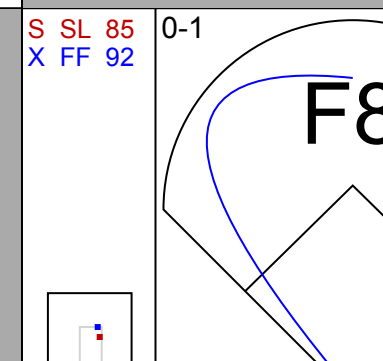
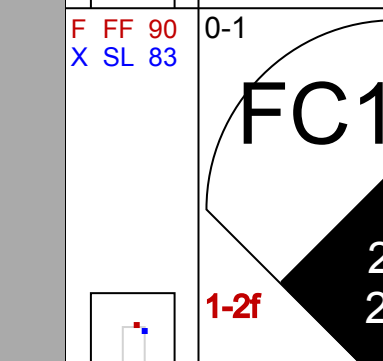
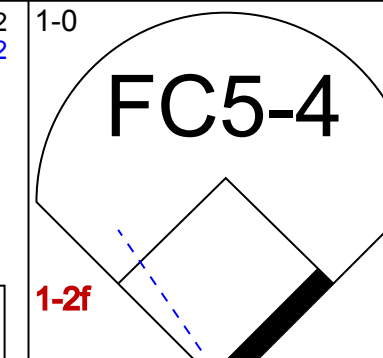
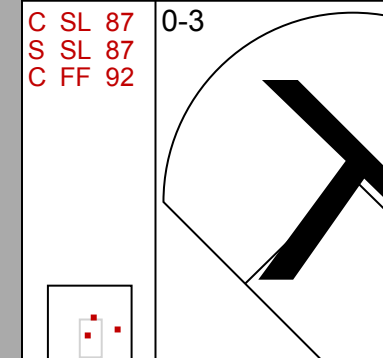
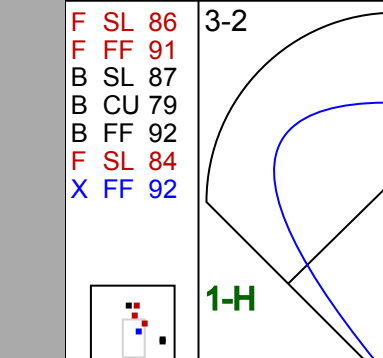
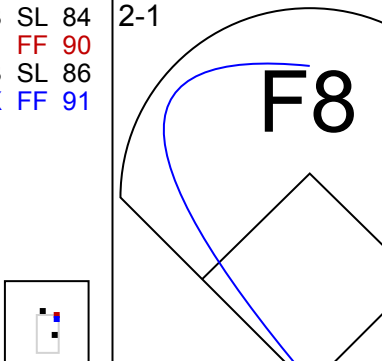
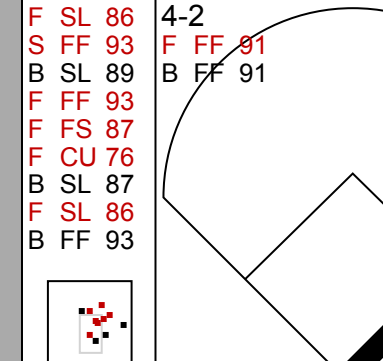
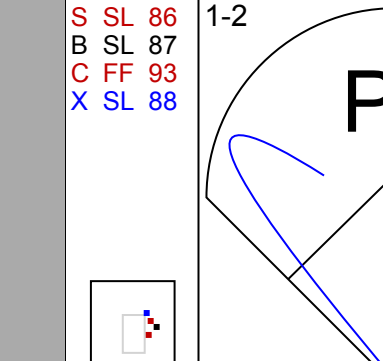
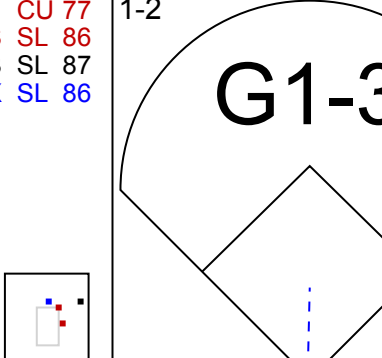
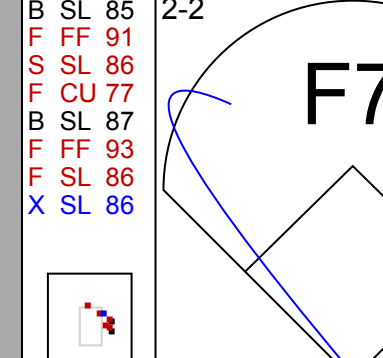

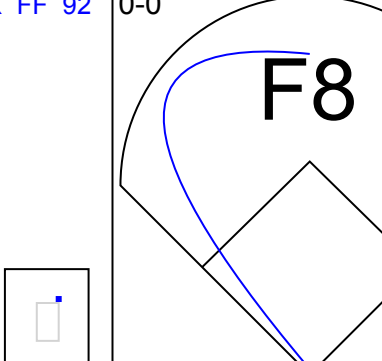
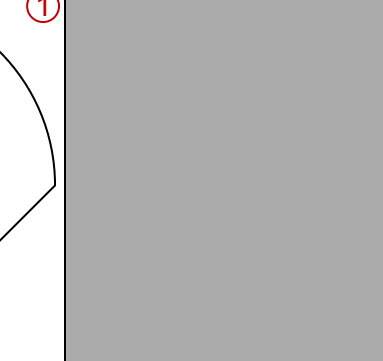
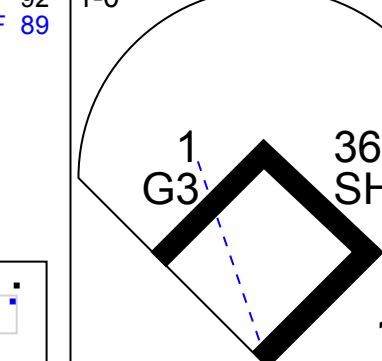
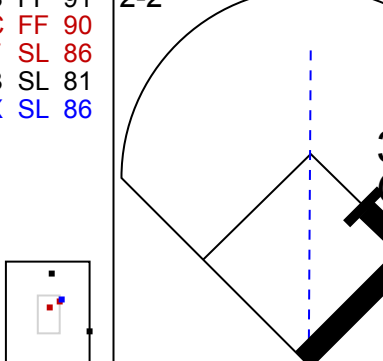
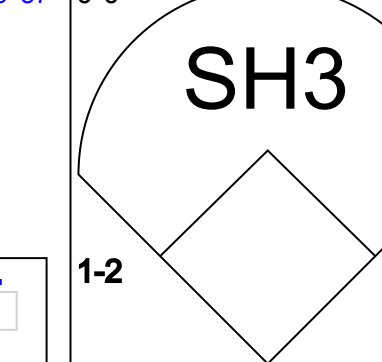
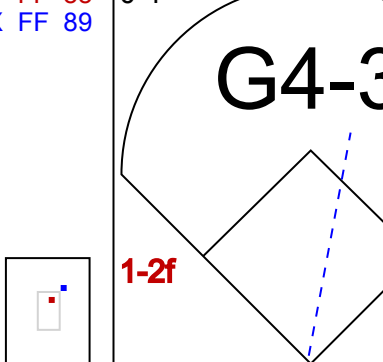
| Batter | 1 | 2 | 3 | 4 | 5 | 6 | 7 | 8 | 9 | AB | R | H | RBI | BB | SO | LOB | BOTTOM | | | | | | | | | | |
|---|-------------------------------|----------------------------------|-------------------------------|----------------------------------|------------------------------|----------------------------------|-------------------------------|----------------------------------|------------------------------|----------------------------------|------------------------------|---------------------------------|------------------------------|----------------------------------|------------------------------|----------------------------------|--|------------------------------------|----------------------------------|--------|--|--|--|--|--|--|--|
| 3 Akinori Iwamura, L OBP: 0.298, SLG: 0.286 | BB | | F7 | | G4-3 | | | F7 | | 4 | 2 | 0 | 0 | 1 | 0 | 3 | Chicago Cubs @ Pittsburgh Pirates PNC Park, Pittsburgh, PA Thu May 06 2010, 7:07 PM - 9:34 PM EDT Att: 11,086 - Clear - 68 F | | | | | | | | | | |
| 48 Javier López, L | BB | | | | | | | | | 0 | 0 | 0 | 0 | 0 | 0 | 0 | | | | | | | | | | | |
| 77 D.J. Carrasco, R | BB | | | | | | | | | 0 | 0 | 0 | 0 | 0 | 0 | 0 | | | | | | | | | | | |
| 15 Andy LaRoche, R OBP: 0.407, SLG: 0.467 | BB | | | | F8 | | | BB | | 2 | 3 | 0 | 0 | 3 | 0 | 0 | | | | | | | | | | | |
| 22 Andrew McCutchen, R OBP: 0.359, SLG: 0.473 | BB | | | | FC3-6 | | | BB | | 2 | 2 | 0 | 0 | 0 | 0 | 0 | | | | | | | | | | | |
| 51 Steve Pearce, R | BB | | | | K | | | FC6-4 | | 2 | 0 | 0 | 0 | 0 | 1 | 3 | | | | | | | | | | | |
| 46 Garrett Jones, L OBP: 0.378, SLG: 0.433 | BB | | | | BB | | | G4-3 | | 4 | 1 | 2 | 3 | 1 | 0 | 0 | | | | | | | | | | | |
| 41 Ryan Doumit, S OBP: 0.354, SLG: 0.449 | BB | | | | FC3-6 | | | F7 | | 4 | 2 | 1 | 2 | 0 | 0 | 3 | | | | | | | | | | | |
| 35 Jason Jaramillo, S OBP: 0.227, SLG: 0.381 | BB | | | | BB | | | F7 | | 1 | 0 | 0 | 0 | 0 | 0 | 0 | | | | | | | | | | | |
| 19 Ryan Church, L OBP: 0.305, SLG: 0.482 | K | | | | BB | | | G4-3 | | 4 | 1 | 0 | 0 | 1 | 1 | 3 | | | | | | | | | | | |
| 85 Lastings Milledge, R OBP: 0.296, SLG: 0.323 | BB | | | | | | | | | 3 | 0 | 2 | 4 | 1 | 0 | 0 | | | | | | | | | | | |
| 5 Ronny Cedeno, R OBP: 0.261, SLG: 0.337 | F7 | | | | E5 | | | F9 | | 4 | 0 | 1 | 0 | 0 | 0 | 2 | | | | | | | | | | | |
| 71 Brian Bures, L | G4-3 | | | | | | | | | 2 | 0 | 0 | 0 | 0 | 0 | 2 | | | | | | | | | | | |
| 24 Delwyn Young, S OBP: 0.304, SLG: 0.381 | G4-3 | | | | G6-3 | | | BB | | 1 | 0 | 1 | 0 | 0 | 0 | 0 | | | | | | | | | | | |
| Inning Stats | R: 5 E: 0 K: 1 S: 16 | H: 4 LOB: 1 BB: 2 P: 30 | R: 2 E: 1 K: 0 S: 11 | H: 1 LOB: 1 BB: 1 P: 17 | R: 0 E: 0 K: 0 S: 9 | H: 1 LOB: 1 BB: 0 P: 13 | R: 4 E: 2 K: 0 S: 19 | H: 2 LOB: 1 BB: 2 P: 34 | R: 0 E: 0 K: 1 S: 7 | H: 0 LOB: 0 BB: 0 P: 11 | R: 0 E: 0 K: 0 S: 5 | H: 0 LOB: 0 BB: 0 P: 9 | R: 0 E: 0 K: 0 S: 7 | H: 1 LOB: 3 BB: 2 P: 18 | R: 0 E: 0 K: 0 S: 9 | H: 0 LOB: 0 BB: 0 P: 15 | 1B: 5 2B: 4 3B: 0 HR: 0 | SF: 0 SAC: 2 DP: 0 HBP: 0 | WP: 0 PB: 0 SB: 0 CS: 0 | PA: 42 | | | | | | | |
| PITCHER | IP | WLS | BF | H | R | ER | SO | BB | IBB | HBP | BLK | WP | HR | S | P | ERA | WHIP | | | | | | | | | | |
| 36 Randy Wells, R ERA: 4.86 | 2.0 | L | 15 | 5 | 7 | 6 | 1 | 3 | 0 | 0 | 0 | 0 | 0 | 27 | 47 | 27.00 | 4.000 | | | | | | | | | | |
| 34 Jeff Gray, R ERA: 6.75 | 2.0 | | 12 | 3 | 4 | 2 | 0 | 2 | 0 | 0 | 0 | 0 | 0 | 28 | 47 | 9.00 | 2.500 | | | | | | | | | | |
| 40 James Russell, L ERA: 3.0 | 2.0 | | 6 | 0 | 0 | 0 | 1 | 0 | 0 | 0 | 0 | 0 | 0 | 12 | 20 | 0.00 | 0.000 | | | | | | | | | | |
| 64 Justin Berg, R ERA: 3.0 | 1.0 | | 6 | 1 | 0 | 0 | 0 | 2 | 0 | 0 | 0 | 0 | 0 | 7 | 18 | 0.00 | 3.000 | | | | | | | | | | |
| 43 John Crabbow, L ERA: 7.59 | 1.0 | | 3 | 0 | 0 | 0 | 0 | 0 | 0 | 0 | 0 | 0 | 0 | 9 | 15 | 0.00 | 0.000 | | | | | | | | | | |



| Batter | 1 | 2 | 3 | 4 | 5 | 6 | 7 | 8 | 9 | AB | R | H | RBI | BB | SO | LOB | TOP | | | |
|--|---|----------------------------------|------------------------------|---------------------------------|-------------------------------|----------------------------------|------------------------------|---------------------------------|------------------------------|----------------------------------|-------------------------------|----------------------------------|-------------------------------|----------------------------------|-------------------------------|----------------------------------|--|------------------------------------|----------------------------------|--------|
| 2 Ryan Theriot, R OBP: 0.366, SLG: 0.380 | G1-3 | | | L9 | | G6-3 | | | | 4 | 0 | 1 | 0 | 0 | 0 | 1 | <p>Chicago Cubs @ Cincinnati Reds</p> <p>Great American Ball Park, Cincinnati, OH</p> <p>Sun May 09 2010, 1:11 PM - 3:33 PM EDT</p> <p>Att: 20,402 - Partly Cloudy - 53 F</p> <p>livebaseballscorecards.com</p> <p>AB 30 R 3 H 5 RBI 2 BB 1 SO 8 LOB 4</p>  | | | |
| 1 Kosuke Fukudome, L OBP: 0.421, SLG: 0.568 | K | | | G5-4-3 BB | | G4-3 | | K | | 3 | 0 | 0 | 0 | 1 | 2 | 1 | | | | |
| 25 Derrek Lee, R OBP: 0.331, SLG: 0.328 | K | | | G5-4-3 | | L3 | | F8 | | 4 | 0 | 0 | 0 | 0 | 1 | 1 | | | | |
| 24 Marlon Byrd, R OBP: 0.374, SLG: 0.597 | L9 | | | G5-3 | | G5-3 | | G6-3 | | 4 | 1 | 1 | 0 | 0 | 0 | 0 | | | | |
| 16 Aramis Ramirez, R OBP: 0.226, SLG: 0.261 | K | | | G6-3 | | G6-3 | | G4-3 | | 4 | 1 | 1 | 0 | 0 | 1 | 0 | | | | |
| 21 Tyler Colvin, L OBP: 0.345, SLG: 0.608 | G4-3 | | | K | | K | | HR | | 3 | 1 | 1 | 2 | 0 | 1 | 0 | | | | |
| 13 Starlin Castro, R OBP: 0.333, SLG: 0.833 | | | | K | | G6-3 | | G6-3 | | 3 | 0 | 1 | 0 | 0 | 1 | 0 | | | | |
| 55 Koyie Hill, S OBP: 0.241, SLG: 0.286 | G3-1 | | | | | P5 | | G3 | | 3 | 0 | 0 | 0 | 0 | 0 | 1 | | | | |
| 46 Ryan Dempster, R OBP: 0.231, SLG: 0.231 | | | | | | SH3-4 | | K | | 1 | 0 | 0 | 0 | 0 | 1 | 0 | | | | |
| 17 Mike Fontenot, L (8, PH) | | | | | | | | | | 1 | 0 | 0 | 0 | 0 | 1 | 0 | | | | |
| 40 James Russell, L (8, 1) | | | | | | | | | | 0 | 0 | 0 | 0 | 0 | 0 | 0 | | | | |
| Inning Stats | R: 0 E: 0 K: 2 S: 11 | H: 0 LOB: 0 BB: 0 P: 16 | R: 0 E: 0 K: 1 S: 7 | H: 0 LOB: 0 BB: 0 P: 9 | R: 0 E: 0 K: 2 S: 10 | H: 0 LOB: 0 BB: 0 P: 13 | R: 0 E: 0 K: 0 S: 3 | H: 0 LOB: 0 BB: 1 P: 9 | R: 0 E: 0 K: 1 S: 6 | H: 1 LOB: 1 BB: 0 P: 11 | R: 3 E: 0 K: 0 S: 15 | H: 3 LOB: 0 BB: 0 P: 23 | R: 0 E: 0 K: 2 S: 19 | H: 1 LOB: 1 BB: 0 P: 29 | R: 0 E: 0 K: 0 S: 11 | H: 0 LOB: 0 BB: 0 P: 16 | 1B: 3 2B: 1 3B: 0 HR: 1 | SF: 0 SAC: 1 DP: 1 HBP: 0 | WP: 1 PB: 0 SB: 0 CS: 0 | PA: 32 |
| PITCHER | IP WLS BF H R ER SO BB IBB HBP BLK WP HR S P ERA WHIP | | | | | | | | | | | | | | | | | | | |
| 44 Mike Leake, R (1, 1) ERA: 3.1 | 7.0 W 25 4 3 3 6 1 0 0 0 1 1 61 91 3.86 0.714 | | | | | | | | | | | | | | | | | | | |
| 40 Nick Masset, R (8, 1) ERA: 7.88 | 1.0 H 4 1 0 0 2 0 0 0 0 0 0 0 19 29 0.00 1.000 | | | | | | | | | | | | | | | | | | | |
| 48 Francisco Cordero, R (9, 1) ERA: 3.12 | 1.0 S 3 0 0 0 0 0 0 0 0 0 0 0 11 16 0.00 0.000 | | | | | | | | | | | | | | | | | | | |

| Batter | 1 | 2 | 3 | 4 | 5 | 6 | 7 | 8 | 9 | AB | R | H | RBI | BB | SO | LOB | BOTTOM | | | |
|--|---|----------------------------------|-------------------------------|----------------------------------|------------------------------|----------------------------------|-------------------------------|-----------------------------------|------------------------------|---------------------------------|-------------------------------|----------------------------------|------------------------------|----------------------------------|------------------------------|----------------------------------|---|------------------------------------|----------------------------------|--------|
| 2 Orlando Cabrera, R OBP: 0.299, SLG: 0.374 | K | P4 | | K | | | | | | 4 | 0 | 1 | 0 | 0 | 2 | 3 | <p>Chicago Cubs @ Cincinnati Reds</p> <p>Great American Ball Park, Cincinnati, OH</p> <p>Sun May 09 2010, 1:11 PM - 3:33 PM EDT</p> <p>Att: 20,402 - Partly Cloudy - 53 F</p> <p>livebaseballscorecards.com</p> <p>AB 30 R 5 H 6 RBI 5 BB 4 SO 7 LOB 16</p>  | | | |
| 4 Brandon Phillips, R OBP: 0.323, SLG: 0.430 | | K | | | | F8 | | FC3-6 19 HR | | 3 | 1 | 0 | 0 | 1 | 1 | 4 | | | | |
| 19 Joey Volto, L OBP: 0.425, SLG: 0.568 | F7 | | | G4-3 | | K | | HR | | 4 | 1 | 1 | 3 | 0 | 1 | 1 | | | | |
| 27 Scott Rolen, R OBP: 0.321, SLG: 0.479 | K | | | G5-3 | | G4-3 | | P4 | | 4 | 0 | 0 | 0 | 0 | 1 | 2 | | | | |
| 32 Jay Bruce, L OBP: 0.347, SLG: 0.462 | | 31 2B | | | | F8 | | | | 2 | 1 | 1 | 0 | 2 | 0 | 0 | | | | |
| 31 Jonny Gomes, R OBP: 0.289, SLG: 0.434 | | | | L8 | | K | | | | 4 | 1 | 1 | 1 | 0 | 1 | 2 | | | | |
| 48 Francisco Cordero, R (9, 1) | | 6 SH 6 G6-3 | | | | | | P2 | | 0 | 0 | 0 | 0 | 0 | 0 | 0 | | | | |
| 6 Drew Stubbs, R OBP: 0.269, SLG: 0.286 | G6-3 | | | G6-3 | | K | | F8 | | 4 | 0 | 0 | 1 | 0 | 1 | 1 | | | | |
| 55 Ramon Hernandez, R (1, 2) OBP: 0.405, SLG: 0.344 | | 44 SH 44 FC6-4 | | | | | | P3 | | 3 | 0 | 2 | 0 | 1 | 0 | 1 | | | | |
| 44 Mike Leake, R (1, 1) ERA: 3.44 | | | | SH | | FC6-4 | | | | 2 | 0 | 0 | 0 | 0 | 0 | 2 | | | | |
| 28 Chris Heisey, R (7, PR) | | | | | | | | FC2-5 4 FC3-6 2 1B 19 HR | | 0 | 1 | 0 | 0 | 0 | 0 | 0 | | | | |
| 40 Nick Masset, R (8, 1) | | | | | | | | | | 0 | 0 | 0 | 0 | 0 | 0 | 0 | | | | |
| 17 Laynce Nix, L (9, 7) OBP: 0.231, SLG: 0.306 | | | | | | | | | | 0 | 0 | 0 | 0 | 0 | 0 | 0 | | | | |
| Inning Stats | R: 0 E: 0 K: 2 S: 12 | H: 0 LOB: 1 BB: 1 P: 19 | R: 2 E: 1 K: 1 S: 15 | H: 3 LOB: 2 BB: 0 P: 22 | R: 0 E: 0 K: 0 S: 7 | H: 0 LOB: 1 BB: 1 P: 15 | R: 0 E: 0 K: 1 S: 13 | H: 0 LOB: 1 BB: 1 P: 21 | R: 0 E: 0 K: 1 S: 6 | H: 0 LOB: 0 BB: 0 P: 9 | R: 0 E: 0 K: 2 S: 10 | H: 0 LOB: 0 BB: 0 P: 15 | R: 3 E: 0 K: 0 S: 9 | H: 3 LOB: 1 BB: 0 P: 12 | R: 0 E: 0 K: 0 S: 9 | H: 0 LOB: 1 BB: 1 P: 15 | 1B: 2 2B: 3 3B: 0 HR: 1 | SF: 0 SAC: 1 DP: 0 HBP: 0 | WP: 0 PB: 0 SB: 1 CS: 0 | PA: 35 |
| PITCHER | IP WLS BF H R ER SO BB IBB HBP BLK WP HR S P ERA WHIP | | | | | | | | | | | | | | | | | | | |
| 46 Ryan Dempster, R (1, 1) ERA: 3.44 | 7.0 L 31 6 5 5 7 3 0 0 0 0 0 0 113 113 6.43 1.286 | | | | | | | | | | | | | | | | | | | |
| 40 James Russell, L (8, 1) ERA: 2.45 | 1.0 4 0 0 0 0 1 0 0 0 0 0 0 9 15 0.00 1.000 | | | | | | | | | | | | | | | | | | | |

| Batter | 1 | 2 | 3 | 4 | 5 | 6 | 7 | 8 | 9 | AB | R | H | RBI | BB | SO | LOB | TOP | | | | | | | |
|--|---|--|---|---|---|----------------------------------|------------------------------|---|-------------------------------|----------------------------------|------------------------------|---------------------------------|------------------------------|----------------------------------|-------------------------------|----------------------------------|--|----------------------------------|----------------------------------|------------------------------------|----------------------------------|--------|--|--|
| 8 Chris Coghlan, L (1,7) OBP: 0.265, SLG: 0.218 |  | |  | |  | | |  | | 4 | 0 | 1 | 0 | 0 | 3 | 1 | Florida Marlins @ Chicago Cubs Wrigley Field, Chicago, IL Tue May 11 2010, 7:06 PM - 9:36 PM CDT Att: 38,007 - Overcast - 48 F | | | | | | | |
| 15 Gaby Sanchez, R (1,3) OBP: 0.351, SLG: 0.430 52 Chris Leroux, L (8,1) 46 Juan Carlos Oviedo, R (9,1) |  | |  | |  | | |  | | 4 | 1 | 1 | 1 | 0 | 1 | 3 | | | | | | | | |
| 2 Hanley Ramirez, R (1,6) OBP: 0.375, SLG: 0.504 |  | |  | | | | |  | | 4 | 0 | 0 | 0 | 0 | 0 | 1 | | | | | | | | |
| 3 Jorge Cantu, R (1,5) OBP: 0.298, SLG: 0.492 (8,3) | |  | |  | | | |  | | 4 | 0 | 0 | 0 | 0 | 1 | 0 | | | | | | | | |
| 6 Dan Uggla, R (1,4) OBP: 0.355, SLG: 0.476 |  | | |  | | | |  | | 3 | 1 | 1 | 0 | 1 | 1 | 0 | | | | | | | | |
| 21 John Baker, L (1,2) OBP: 0.310, SLG: 0.286 |  | | |  | | | |  | | 4 | 0 | 0 | 0 | 0 | 0 | 2 | | | | | | | | |
| 12 Cody Ross, R (1,9) OBP: 0.320, SLG: 0.413 |  | | | |  | | |  | | 3 | 1 | 1 | 2 | 0 | 1 | 0 | | | | | | | | |
| 24 Cameron Maybin, R (1,8) OBP: 0.304, SLG: 0.301 |  | | | |  | | |  | | 3 | 0 | 0 | 0 | 0 | 1 | 0 | | | | | | | | |
| 47 Ricky Nolasco, R (1,1) OBP: 0.077, SLG: 0.077 18 Wes Helms, R (8,PH) OBP: 0.375, SLG: 0.378 (8,5) | | | | |  | | |  | | 2 | 0 | 0 | 0 | 0 | 1 | 1 | | | | | | | | |
| | | | | | | | | | | 1 | 0 | 0 | 0 | 0 | 0 | 0 | | | | | | | | |
| Inning Stats | R: 0 E: 0 K: 2 S: 9 | H: 0 LOB: 0 BB: 0 P: 13 | R: 2 E: 0 K: 0 S: 12 | H: 1 LOB: 0 BB: 1 P: 18 | R: 1 E: 0 K: 1 S: 9 | H: 1 LOB: 0 BB: 0 P: 16 | R: 0 E: 0 K: 0 S: 6 | H: 1 LOB: 0 BB: 0 P: 9 | R: 0 E: 1 K: 1 S: 10 | H: 1 LOB: 2 BB: 0 P: 16 | R: 0 E: 0 K: 2 S: 6 | H: 0 LOB: 0 BB: 0 P: 7 | R: 0 E: 0 K: 2 S: 7 | H: 0 LOB: 0 BB: 0 P: 10 | R: 0 E: 1 K: 1 S: 10 | H: 0 LOB: 1 BB: 0 P: 17 | R: 0 E: 0 K: 1 S: 7 | H: 0 LOB: 0 BB: 0 P: 10 | 1B: 2 2B: 0 3B: 0 HR: 2 | SF: 0 SAC: 0 DP: 1 HBP: 0 | WP: 0 PB: 0 SB: 0 CS: 0 | PA: 33 | | |
| PITCHER | IP WLS BF H R ER SO BB IBB HBP BLK WP HR S P ERA WHIP | 8.0 L 30 4 3 3 8 1 0 0 0 0 2 69 106 3.38 0.625 | 1.0 3 0 0 0 1 0 0 0 0 0 0 0 7 10 0.00 0.000 | | | | | | | | | | | | | | | | | | | | | |

| Batter | 1 | 2 | 3 | 4 | 5 | 6 | 7 | 8 | 9 | AB | R | H | RBI | BB | SO | LOB | BOTTOM | | | | | | |
|--|---|---|---|---------------------------------|---|---------------------------------|-------------------------------|---|------------------------------|----------------------------------|-------------------------------|----------------------------------|------------------------------|---------------------------------|-------------------------------|----------------------------------|--|----------------------------------|----------------------------------|------------------------------------|----------------------------------|--------|--|
| 1 Kosuke Fukudome, L (1,9) OBP: 0.429, SLG: 0.565 |  | |  | | | | |  | | 3 | 1 | 2 | 0 | 1 | 0 | 1 | Florida Marlins @ Chicago Cubs Wrigley Field, Chicago, IL Tue May 11 2010, 7:06 PM - 9:36 PM CDT Att: 38,007 - Overcast - 48 F | | | | | | |
| 2 Ryan Theriot, R (1,4) OBP: 0.357, SLG: 0.370 |  | |  | | | | |  | | 4 | 0 | 1 | 0 | 0 | 0 | 3 | | | | | | | |
| 24 Marlon Byrd, R (1,8) OBP: 0.360, SLG: 0.573 |  | | | |  | | |  | | 3 | 1 | 0 | 1 | 0 | 1 | 2 | | | | | | | |
| 25 Derrek Lee, R (1,3) OBP: 0.333, SLG: 0.346 |  | | | |  | | |  | | 4 | 0 | 2 | 1 | 0 | 1 | 1 | | | | | | | |
| 16 Aramis Ramirez, R (1,5) OBP: 0.227, SLG: 0.254 |  | | | |  | | |  | | 3 | 0 | 0 | 0 | 1 | 1 | 3 | | | | | | | |
| 12 Alfonso Soriano, R (1,7) OBP: 0.376, SLG: 0.636 |  | | | |  | | |  | | 4 | 0 | 0 | 0 | 0 | 1 | 1 | | | | | | | |
| 18 Geovany Soto, R (1,2) OBP: 0.476, SLG: 0.525 |  | | | | | | |  | | 4 | 0 | 0 | 0 | 0 | 1 | 0 | | | | | | | |
| 13 Starlin Castro, R (1,6) OBP: 0.400, SLG: 0.667 | | | | |  | | |  | | 4 | 0 | 2 | 0 | 0 | 0 | 0 | | | | | | | |
| 36 Randy Wells, R (1,1) OBP: 0.308, SLG: 0.333 17 Mike Fontenot, L (8,PH) OBP: 0.354, SLG: 0.367 33 Esmalin Caridad, R (9,1) | | | | |  | | |  | | 1 | 0 | 0 | 0 | 0 | 0 | 1 | | | | | | | |
| | | | | | | | | | | 1 | 0 | 0 | 0 | 0 | 0 | 0 | | | | | | | |
| Inning Stats | R: 0 E: 0 K: 1 S: 11 | H: 1 LOB: 1 BB: 0 P: 17 | R: 0 E: 0 K: 0 S: 6 | H: 0 LOB: 0 BB: 0 P: 9 | R: 0 E: 0 K: 0 S: 7 | H: 1 LOB: 1 BB: 0 P: 8 | R: 0 E: 0 K: 1 S: 18 | H: 0 LOB: 1 BB: 1 P: 24 | R: 0 E: 0 K: 0 S: 9 | H: 1 LOB: 0 BB: 0 P: 14 | R: 1 E: 0 K: 0 S: 11 | H: 2 LOB: 1 BB: 0 P: 15 | R: 0 E: 0 K: 1 S: 7 | H: 0 LOB: 0 BB: 0 P: 8 | R: 1 E: 0 K: 1 S: 17 | H: 2 LOB: 2 BB: 1 P: 28 | R: 0 E: 0 K: 1 S: 6 | H: 0 LOB: 0 BB: 0 P: 10 | 1B: 5 2B: 2 3B: 0 HR: 0 | SF: 1 SAC: 1 DP: 1 HBP: 0 | WP: 0 PB: 0 SB: 0 CS: 0 | PA: 35 | |
| PITCHER | IP WLS BF H R ER SO BB IBB HBP BLK WP HR S P ERA WHIP | 7.0 W 26 5 1 1 3 1 0 0 0 0 0 17 28 9.00 3.000 | 1.0 H 6 2 1 1 1 1 0 0 0 0 0 6 10 0.00 0.000 | | | | | | | | | | | | | | | | | | | | |



| Batter | 1 | 2 | 3 | 4 | 5 | 6 | 7 | 8 | 9 | AB | R | H | RBI | BB | SO | LOB | TOP | | | | | |
|---|------------------------------|----------------------------------|------------------------------|---------------------------------|------------------------------|----------------------------------|-------------------------------|----------------------------------|-------------------------------|----------------------------------|------------------------------|----------------------------------|-------------------------------|----------------------------------|-------------------------------|----------------------------------|--|----------------------------------|-----------------------------------|------------------------------------|----------------------------------|--------|
| 8 Chris Coghlan, L (1,7) OBP: 0.275, SLG: 0.223 | | | | | | | | | | 2 | 0 | 1 | 0 | 1 | 0 | 0 | Florida Marlins @ Chicago Cubs Wrigley Field, Chicago, IL Wed May 12 2010, 1:22 PM - 3:56 PM CDT Att: 38,637 - Cloudy - 45 F | | | | | |
| 18 Wes Helms, R (7,PH) OBP: 0.366, SLG: 0.368 | | | | | | | | | | 1 | 0 | 0 | 0 | 0 | 0 | 2 | | | | | | |
| 37 Renyel Pinto, L (7,1) | | | | | | | | | | 0 | 0 | 0 | 0 | 0 | 0 | 0 | | | | | | |
| 44 Brian Sanchez, R (8,1) | | | | | | | | | | 0 | 0 | 0 | 0 | 0 | 0 | 0 | | | | | | |
| 30 Brian Bardon, R (9,PH) OBP: 0.417, SLG: 0.300 | | | | | | | | | | 1 | 0 | 1 | 1 | 0 | 0 | 0 | | | | | | |
| 15 Gaby Sanchez, R (1,3) OBP: 0.345, SLG: 0.419 | | | | | | | | | | 5 | 0 | 1 | 0 | 0 | 0 | 2 | | | | | | |
| 2 Hanley Ramirez, R (1,6) OBP: 0.378, SLG: 0.500 | | | | | | | | | | 5 | 1 | 2 | 0 | 0 | 2 | 4 | | | | | | |
| 3 Jorge Cantu, R (1,5) OBP: 0.303, SLG: 0.489 | | | | | | | | | | 3 | 1 | 1 | 0 | 1 | 0 | 3 | | | | | | |
| 6 Dan Uggla, R (1,4) OBP: 0.359, SLG: 0.477 | | | | | | | | | | 4 | 0 | 2 | 0 | 0 | 0 | 3 | | | | | | |
| 29 Ronny Paulino, R (1,2) OBP: 0.349, SLG: 0.483 | | | | | | | | | | 3 | 0 | 1 | 2 | 0 | 0 | 2 | | | | | | |
| 21 John Baker, L (8,PH) OBP: 0.307, SLG: 0.282 | | | | | | | | | | 1 | 0 | 0 | 0 | 0 | 1 | 2 | | | | | | |
| 12 Cody Ross, R (1,8) OBP: 0.318, SLG: 0.403 | | | | | | | | | | 3 | 1 | 0 | 0 | 1 | 1 | | | | | | | |
| 25 Brett Carroll, R (1,9) OBP: 0.306, SLG: 0.418 | | | | | | | | | | 4 | 0 | 1 | 0 | 0 | 0 | 1 | | | | | | |
| 41 Chris Volstad, R (1,1) OBP: 0.231, SLG: 0.231 | | | | | | | | | | 2 | 0 | 0 | 0 | 0 | 1 | 0 | | | | | | |
| 16 Bryan Petersen, L (7,PH) OBP: 0.200, SLG: 0.111 | | | | | | | | | | 1 | 0 | 0 | 0 | 1 | 1 | | | | | | | |
| Inning Stats | R: 0 E: 1 K: 0 S: 8 | H: 1 LOB: 1 BB: 0 P: 10 | R: 0 E: 0 K: 1 S: 7 | H: 1 LOB: 0 BB: 0 P: 7 | R: 0 E: 0 K: 0 S: 8 | H: 0 LOB: 0 BB: 0 P: 10 | R: 2 E: 0 K: 0 S: 18 | H: 3 LOB: 1 BB: 0 P: 25 | R: 0 E: 0 K: 1 S: 11 | H: 0 LOB: 1 BB: 1 P: 17 | R: 0 E: 0 K: 0 S: 7 | H: 1 LOB: 1 BB: 0 P: 10 | R: 0 E: 0 K: 2 S: 12 | H: 1 LOB: 1 BB: 1 P: 17 | R: 0 E: 0 K: 2 S: 18 | H: 1 LOB: 2 BB: 1 P: 25 | R: 1 E: 0 K: 2 S: 15 | H: 2 LOB: 2 BB: 1 P: 29 | 1B: 10 2B: 3 3B: 0 HR: 0 | SF: 0 SAC: 0 DP: 3 HBP: 0 | WP: 0 PB: 0 SB: 0 CS: 0 | PA: 39 |
| PITCHER | IP | WLS | BF | H | R | ER | SO | BB | IBB | HBP | BLK | WP | HR | S | P | ERA | WHIP | | | | | |
| 52 Carlos Silva, R (1,1) ERA: 3.4 | 6.1 | W | 27 | 7 | 2 | 2 | 2 | 2 | 0 | 0 | 0 | 0 | 0 | 68 | 92 | 2.84 | 1.421 | | | | | |
| 45 Sean Marshall, L (7,1) ERA: 2.7 | 0.2 | H | 1 | 0 | 0 | 0 | 0 | 0 | 0 | 0 | 0 | 0 | 0 | 3 | 4 | 0.00 | 0.000 | | | | | |
| 38 Carlos Zambrano, R (8,1) ERA: 6.33 | 0.2 | H | 4 | 1 | 0 | 0 | 1 | 1 | 0 | 0 | 0 | 0 | 0 | 15 | 21 | 0.00 | 3.000 | | | | | |
| 49 Carlos Marmol, R (8,1) ERA: 1.13 | 1.1 | S | 7 | 2 | 1 | 1 | 3 | 1 | 0 | 0 | 0 | 0 | 0 | 18 | 33 | 6.75 | 2.250 | | | | | |

| Batter | 1 | 2 | 3 | 4 | 5 | 6 | 7 | 8 | 9 | AB | R | H | RBI | BB | SO | LOB | BOTTOM | | | | |
|---|------------------------------|---------------------------------|-------------------------------|----------------------------------|-------------------------------|----------------------------------|------------------------------|----------------------------------|-------------------------------|----------------------------------|-------------------------------|----------------------------------|------------------------------|----------------------------------|------------------------------|----------------------------------|--|------------------------------------|----------------------------------|--------|--|
| 1 Kosuke Fukudome, L (1,9) OBP: 0.422, SLG: 0.547 | | | | | | | | | | 3 | 1 | 0 | 0 | 1 | 1 | 2 | Florida Marlins @ Chicago Cubs Wrigley Field, Chicago, IL Wed May 12 2010, 1:22 PM - 3:56 PM CDT Att: 38,637 - Cloudy - 45 F | | | | |
| 13 Starlin Castro, R (1,6) OBP: 0.417, SLG: 0.636 | | | | | | | | | | 4 | 1 | 2 | 0 | 0 | 0 | 0 | | | | | |
| 24 Marion Byrd, R (1,8) OBP: 0.364, SLG: 0.578 | | | | | | | | | | 4 | 0 | 2 | 1 | 0 | 1 | 0 | | | | | |
| 25 Derrek Lee, R (1,3) OBP: 0.338, SLG: 0.351 | | | | | | | | | | 4 | 0 | 2 | 0 | 0 | 0 | 3 | | | | | |
| 18 Geovany Soto, R (1,2) OBP: 0.467, SLG: 0.506 | | | | | | | | | | 3 | 1 | 0 | 0 | 1 | 1 | 4 | | | | | |
| 12 Alfonso Soriano, R (1,7) OBP: 0.380, SLG: 0.636 | | | | | | | | | | 3 | 1 | 1 | 0 | 1 | 1 | 3 | | | | | |
| 21 Tyler Colvin, L (9,7) OBP: 0.345, SLG: 0.608 | | | | | | | | | | 0 | 0 | 0 | 0 | 0 | 0 | 0 | | | | | |
| 17 Mike Fontenot, L (1,4) OBP: 0.353, SLG: 0.397 | | | | | | | | | | 3 | 0 | 1 | 2 | 0 | 0 | 1 | | | | | |
| 28 Jeff Baker, R (1,5) OBP: 0.281, SLG: 0.385 | | | | | | | | | | 2 | 0 | 0 | 0 | 1 | 2 | 0 | | | | | |
| 52 Carlos Silva, R (1,1) OBP: 0.214, SLG: 0.167 | | | | | | | | | | 2 | 0 | 0 | 0 | 0 | 2 | 0 | | | | | |
| 45 Sean Marshall, L (7,1) ERA: 2.7 | | | | | | | | | | 0 | 0 | 0 | 0 | 0 | 0 | 0 | | | | | |
| 38 Carlos Zambrano, S (8,1) | | | | | | | | | | 0 | 0 | 0 | 0 | 0 | 0 | 0 | | | | | |
| 49 Carlos Marmol, R (8,1) | | | | | | | | | | 0 | 0 | 0 | 0 | 0 | 0 | 0 | | | | | |
| Inning Stats | R: 0 E: 0 K: 0 S: 5 | H: 0 LOB: 0 BB: 0 P: 9 | R: 2 E: 0 K: 0 S: 15 | H: 3 LOB: 2 BB: 1 P: 21 | R: 0 E: 1 K: 0 S: 11 | H: 2 LOB: 1 BB: 0 P: 16 | R: 0 E: 0 K: 1 S: 6 | H: 0 LOB: 0 BB: 1 P: 10 | R: 2 E: 0 K: 2 S: 14 | H: 2 LOB: 2 BB: 2 P: 25 | R: 0 E: 0 K: 2 S: 12 | H: 0 LOB: 0 BB: 0 P: 15 | R: 0 E: 0 K: 2 S: 7 | H: 0 LOB: 0 BB: 0 P: 14 | R: 0 E: 0 K: 1 S: 9 | H: 1 LOB: 0 BB: 0 P: 10 | 1B: 5 2B: 3 3B: 0 HR: 0 | SF: 0 SAC: 1 DP: 3 HBP: 0 | WP: 1 PB: 0 SB: 0 CS: 0 | PA: 33 | |
| PITCHER | IP | WLS | BF | H | R | ER | SO | BB | IBB | HBP | BLK | WP | HR | S | P | ERA | WHIP | | | | |
| 41 Chris Volstad, R (1,1) ERA: 4.37 | 6.0 | L | 27 | 7 | 4 | 4 | 5 | 4 | 0 | 0 | 0 | 0 | 0 | 63 | 96 | 6.00 | 1.833 | | | | |
| 37 Renyel Pinto, L (7,1) ERA: 2.7 | 1.0 | | 3 | 0 | 0 | 0 | 2 | 0 | 0 | 0 | 0 | 0 | 0 | 7 | 14 | 0.00 | 0.000 | | | | |
| 44 Brian Sanchez, R (8,1) ERA: | 1.0 | | 3 | 1 | 0 | 0 | 1 | 0 | 0 | 0 | 0 | 0 | 0 | 9 | 10 | 0.00 | 1.000 | | | | |

| | |
|-----|----|
| AB | 35 |
| R | 3 |
| H | 10 |
| RBI | 3 |
| BB | 4 |
| SO | 6 |
| LOB | 21 |



| | |
|-----|----|
| AB | 28 |
| R | 4 |
| H | 8 |
| RBI | 3 |
| BB | 4 |
| SO | 8 |
| LOB | 13 |



| Batter | 1 | 2 | 3 | 4 | 5 | 6 | 7 | 8 | 9 | AB | R | H | RBI | BB | SO | LOB | TOP | | | | |
|---|---|--|--|---|---|---|---------------------------------------|--------------------------------|---------------------------------------|--------------------------------|---------------------------------------|--------------------------------|--------------------------------------|--------------------------------|---------------------------------------|--------------------------------|--|--|-----------------------------------|---|--|
| 3 Akinori Iwamura, L (1,4) OBP: 0.255, SLG: 0.234 | F8 | F9 | | K | G3 | | K | | G3 | 6 | 0 | 0 | 0 | 0 | 2 | 4 | | | | | |
| 15 Andy LaRoche, R (1,5) OBP: 0.357, SLG: 0.398 | 22 1B | K | | FC5-4 22 1B | | G1-3 | | 22 1B 46 HR HBP | G5-3 | 5 | 2 | 1 | 0 | 0 | 1 | 1 | | | | | |
| 22 Andrew McCutchen, R (1,8) OBP: 0.390, SLG: 0.522 | 41 BB 85 BB 46 1B | | | 46 1B | | 46 2B | | 46 HR | | 5 | 5 | 5 | 2 | 1 | 0 | 0 | | | | | |
| 46 Garrett Jones, L (1,9) OBP: 0.367, SLG: 0.456 | 85 BB 41 BB 51 SF7 | | | 41 1B | | | | | | 6 | 2 | 5 | 5 | 0 | 1 | 2 | | | | | |
| 41 Ryan Doumit, S (1,2) OBP: 0.350, SLG: 0.430 | 85 BB | | | | | G6-3 | L5 | | 85 1B 5 FC5-2-5-1-6 | 5 | 0 | 2 | 0 | 1 | 0 | 2 | | | | | |
| 85 Latinos Millodes, R (1,7) OBP: 0.313, SLG: 0.311 | | | | K | | F7 | | | | 3 | 0 | 1 | 1 | 2 | 1 | 2 | | | | | |
| 51 Steve Pearce, R (1,3) ERA: 3.6 57 Zach Duke, L (1,4) ERA: 2.6 77 D.J. Carrasco, R (6,1) ERA: 2.6 2 Boggy Gonzalez, R (6,PH) ERA: 2.6 47 Evan Meek, R (6,1) ERA: 0.75 19 Ryan Church, L (8,PH) ERA: 5.4 Joel Hanrahan, R (8,1) ERA: 6.9 29 Octavio Dotel, R (9,1) | SF7 | | | P3 | | 5 BB 6 1B | | | P5 | 1 | 0 | 0 | 1 | 1 | 0 | 2 | AB 42 R 10 H 16 RBI 10 BB 6 SO 12 LOB 25 | | | | |
| 5 Ronny Cedeno, R (1,6) OBP: 0.267, SLG: 0.342 | K | | | K | | | | | FC5-2-5-1-6 | 4 | 0 | 0 | 0 | 1 | 3 | 6 | | | | | |
| 71 Brian Burres, L (1,1) OBP: 0.125, SLG: 0.125 6 Jeff Clement, L (5,PH) OBP: 0.232, SLG: 0.307 | | | | K | | 15 FC5-4 1B | | | K | 2 | 0 | 1 | 0 | 0 | 1 | 0 | WP: 0 PA: 50 PB: 0 SB: 2 CS: 0 | | | | |
| | | | | | | | | | K | 3 | 0 | 1 | 1 | 0 | 2 | 2 | | | | | |
| Inning Stats | R: 3 H: 3 E: 0 K: 1 S: 15 | H: 3 R: 2 BB: 2 P: 28 | R: 0 H: 0 E: 0 K: 2 S: 11 | H: 0 R: 0 BB: 0 P: 16 | R: 1 H: 3 E: 0 K: 2 S: 12 | H: 3 R: 0 BB: 0 P: 20 | R: 0 H: 2 E: 0 K: 2 S: 17 | H: 2 R: 0 BB: 0 P: 25 | R: 1 H: 1 E: 0 K: 0 S: 12 | H: 1 R: 0 BB: 2 P: 24 | R: 1 H: 1 E: 0 K: 1 S: 15 | H: 1 R: 0 BB: 0 P: 30 | R: 0 H: 0 E: 0 K: 3 S: 9 | H: 0 R: 0 BB: 0 P: 13 | R: 3 H: 4 E: 0 K: 1 S: 19 | H: 4 R: 2 BB: 0 P: 35 | R: 1 H: 2 E: 0 K: 0 S: 11 | H: 2 R: 1 BB: 0 P: 17 | 1B: 11 2B: 3 3B: 0 HR: 2 | SF: 1 2B: 3 SAC: 0 DP: 0 HBP: 1 | WP: 0 PA: 50 PB: 0 SB: 2 CS: 0 |
| PITCHER | IP WLS BF H R ER SO BB IBB HBP BLK WP HR S P ERA WHIP | 5.0 28 9 5 5 7 4 0 0 0 0 0 67 113 9.00 2.600 | 0.1 3 1 1 1 0 1 0 0 0 0 0 6 13 27.00 6.000 | 0.2 3 0 0 0 1 0 1 0 0 0 9 17 0.00 0.000 | 1.0 3 0 0 0 3 0 0 0 0 0 9 13 0.00 0.000 | 1.0 8 4 3 3 1 0 0 1 0 0 1 19 35 27.00 4.000 | | | | | | | | | | | 40 James Russell, L (9,1) ERA: 3.0 | 1.0 5 2 1 1 0 0 0 0 0 0 1 11 17 9.00 2.000 | | | |

Pittsburgh Pirates @ Chicago Cubs
Wrigley Field, Chicago, IL
Fri May 14 2010, 1:22 PM - 4:46 PM CDT
Att: 39,082 - Sunny - 64 F

| | |
|-----|----|
| AB | 42 |
| R | 10 |
| H | 16 |
| RBI | 10 |
| BB | 6 |
| SO | 12 |
| LOB | 25 |

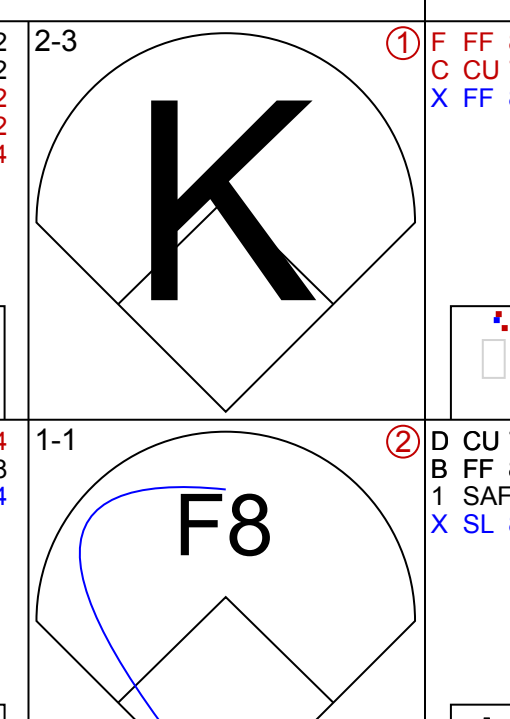
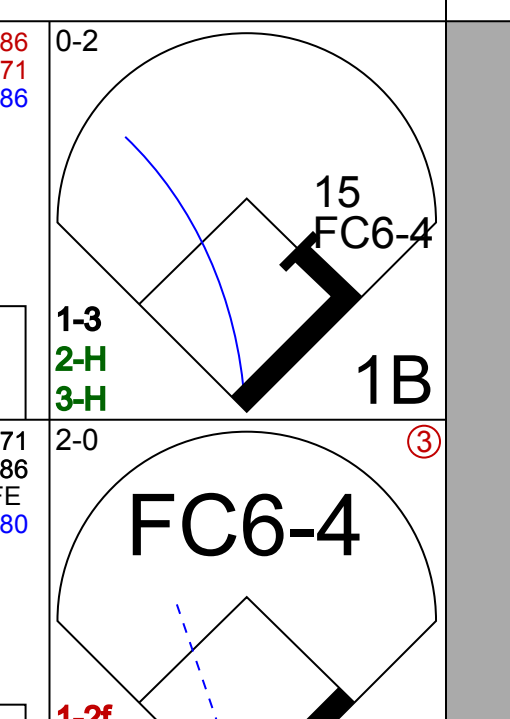
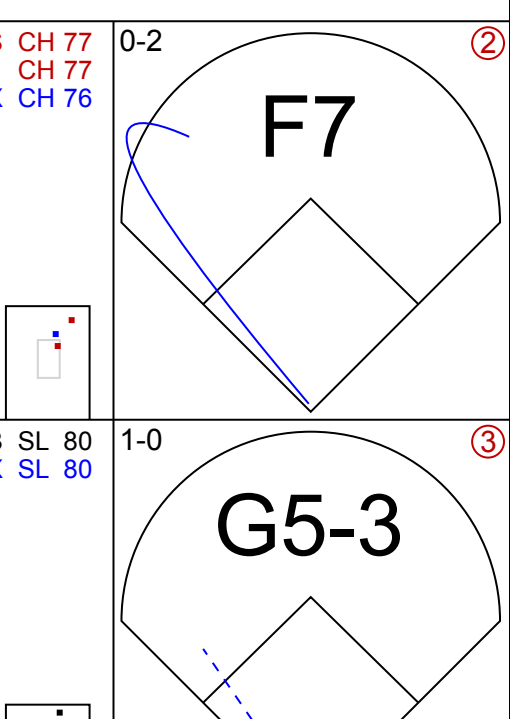
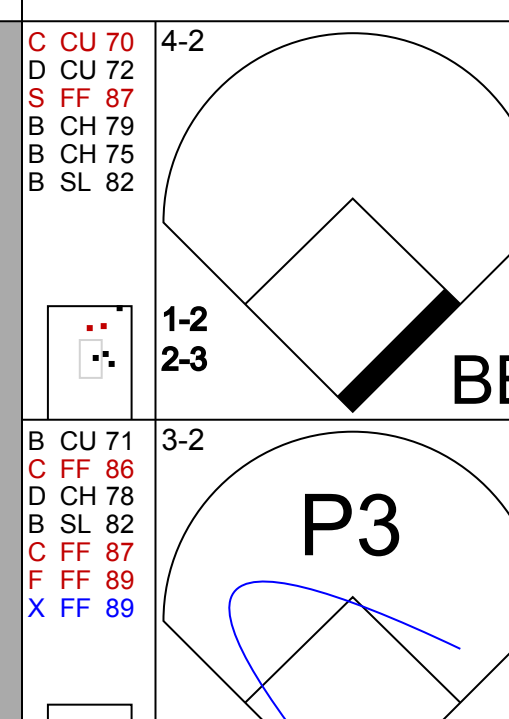
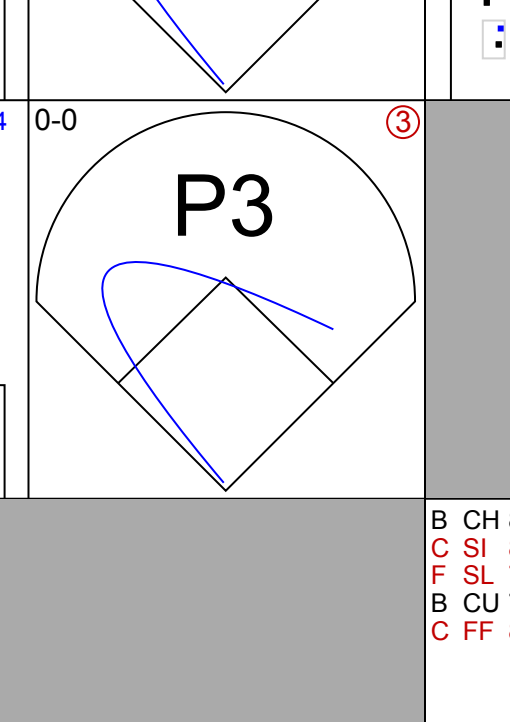
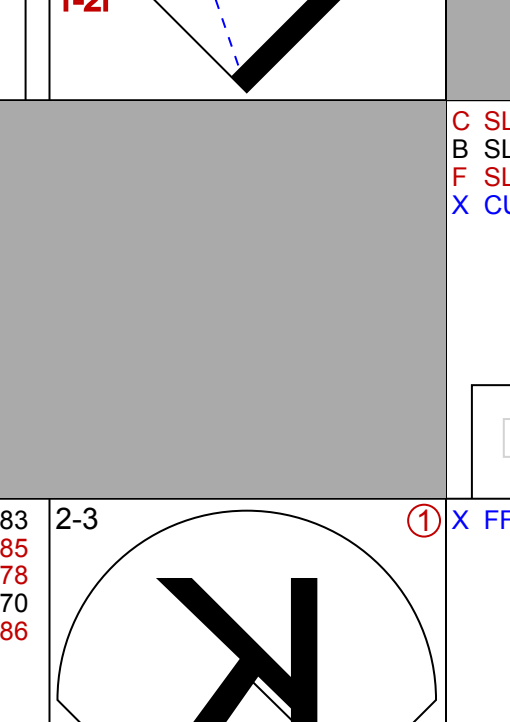


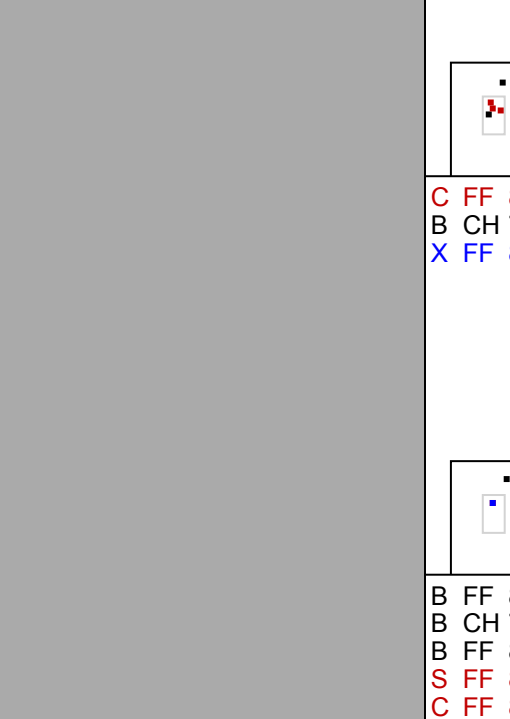
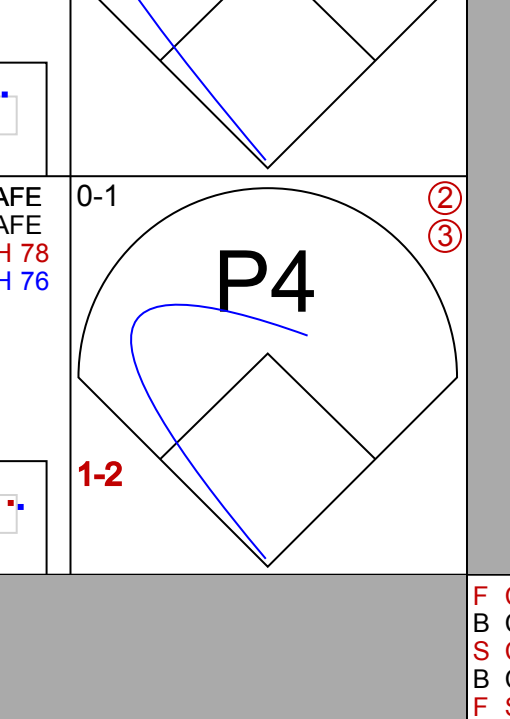

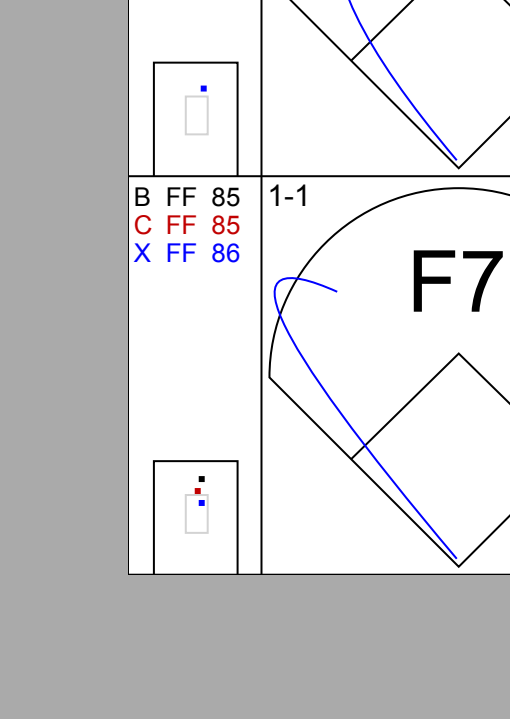
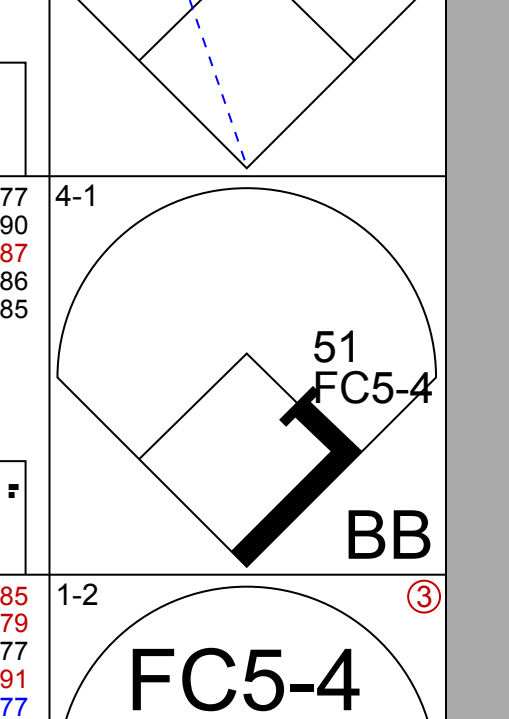
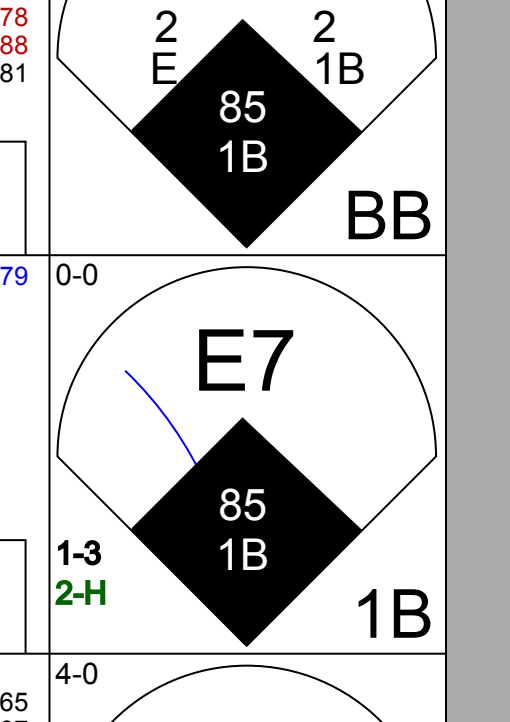
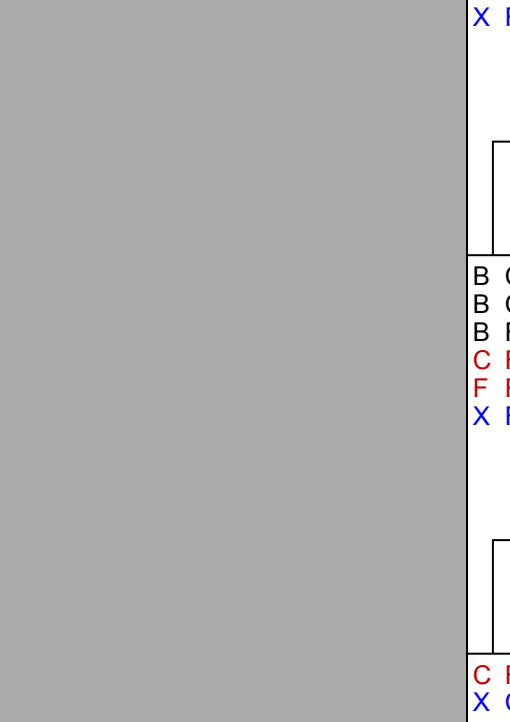

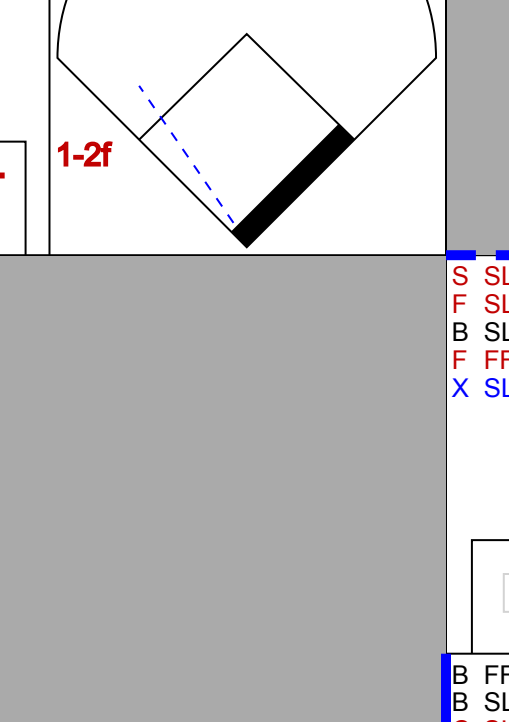
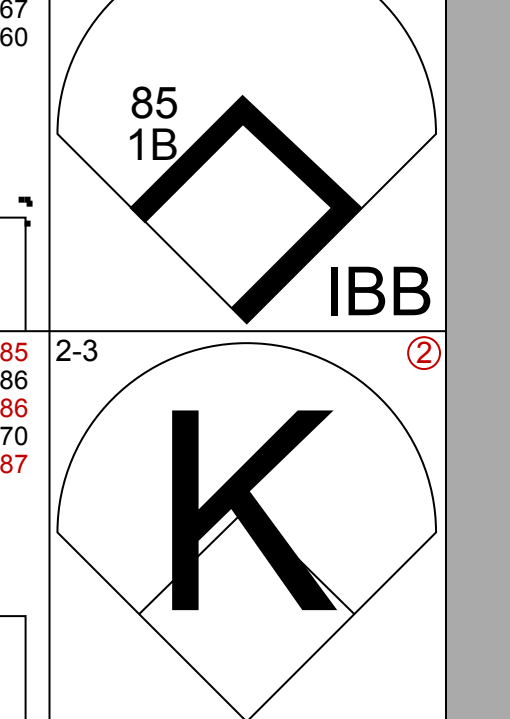

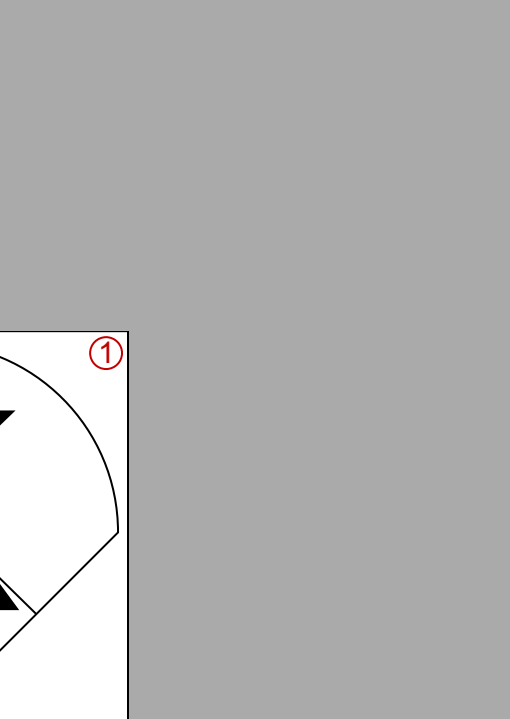

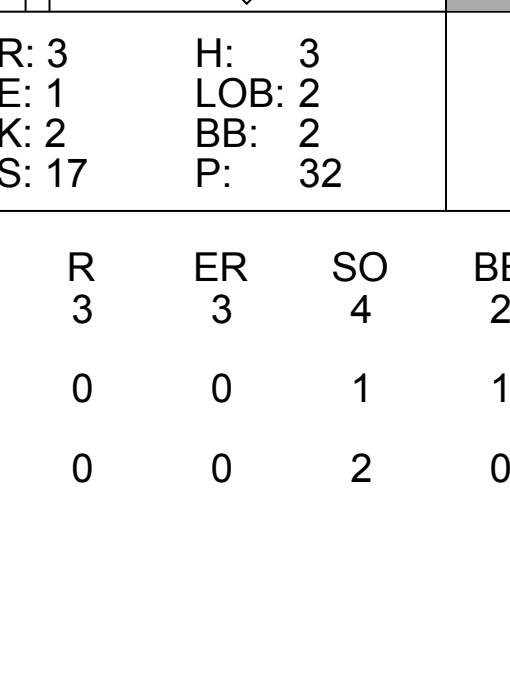
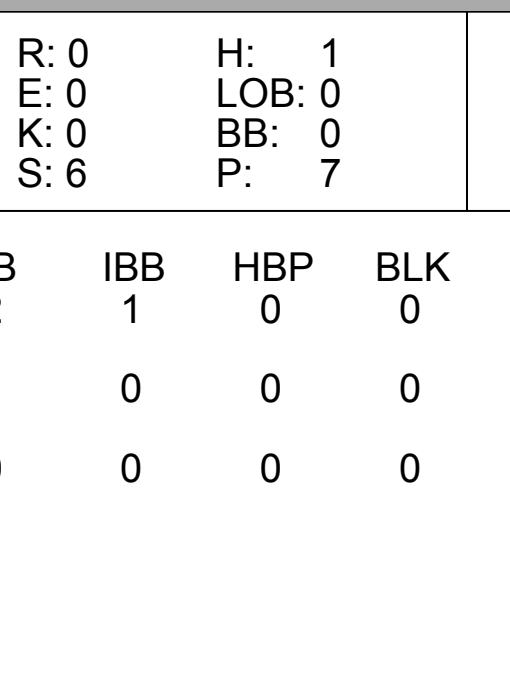
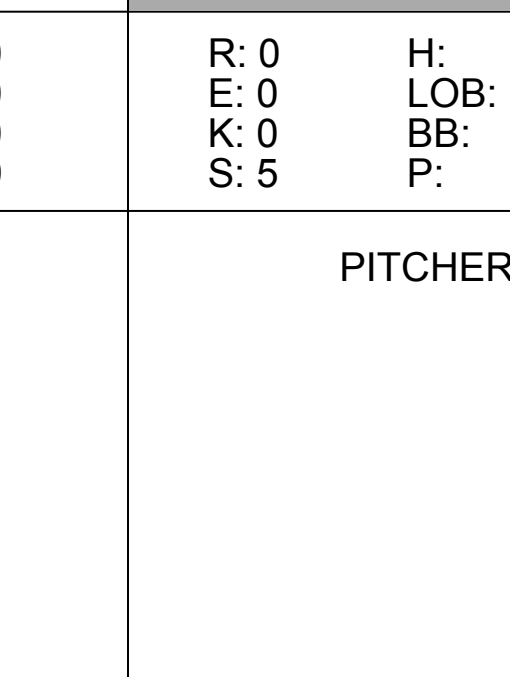
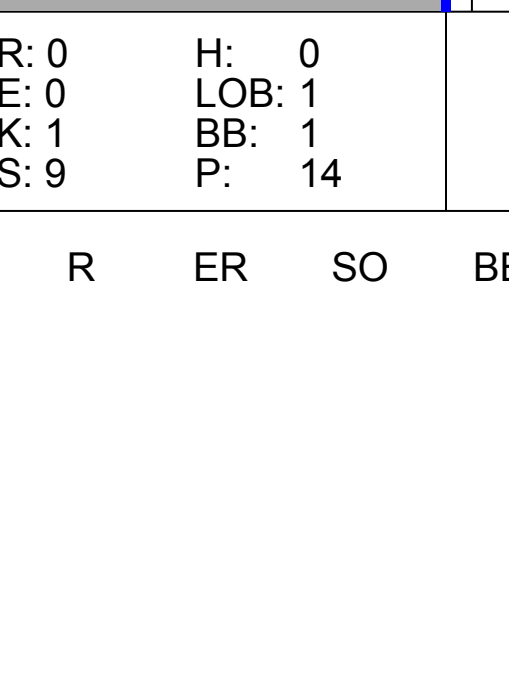
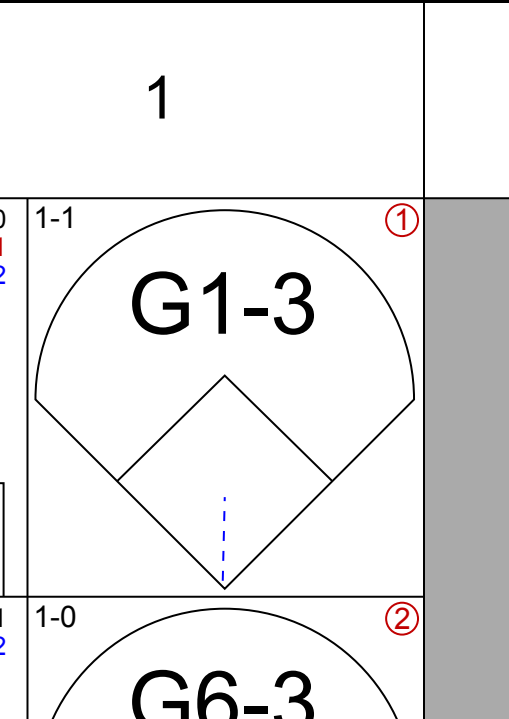
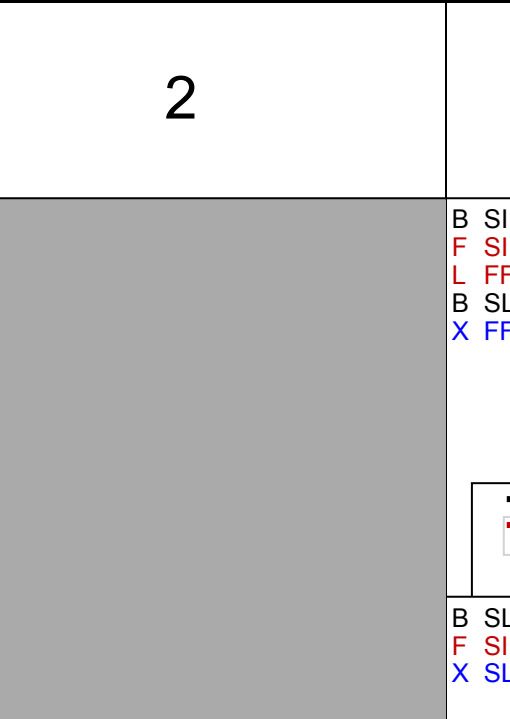

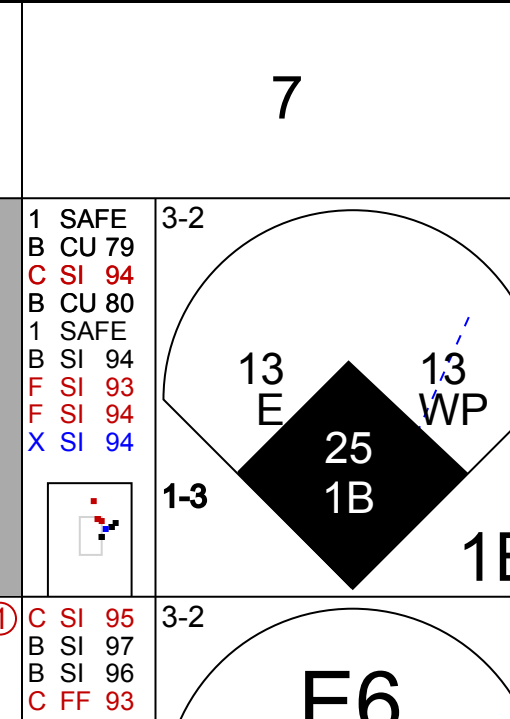
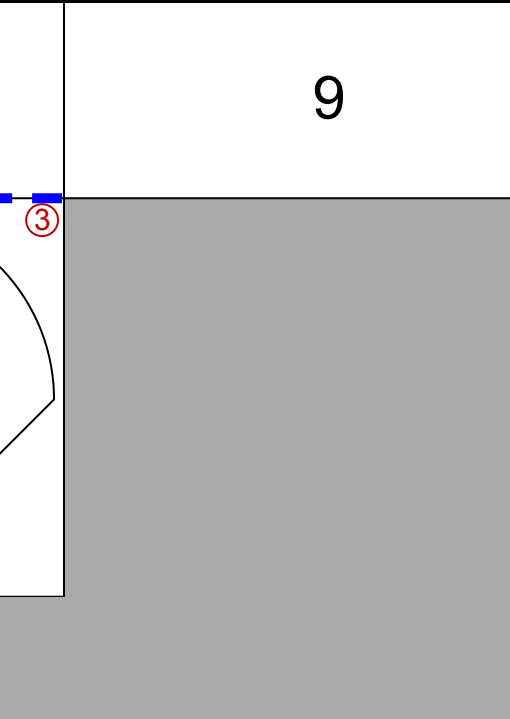

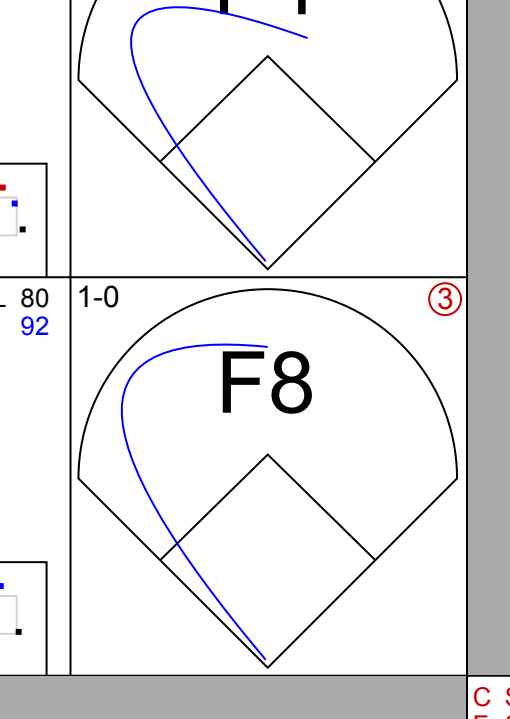
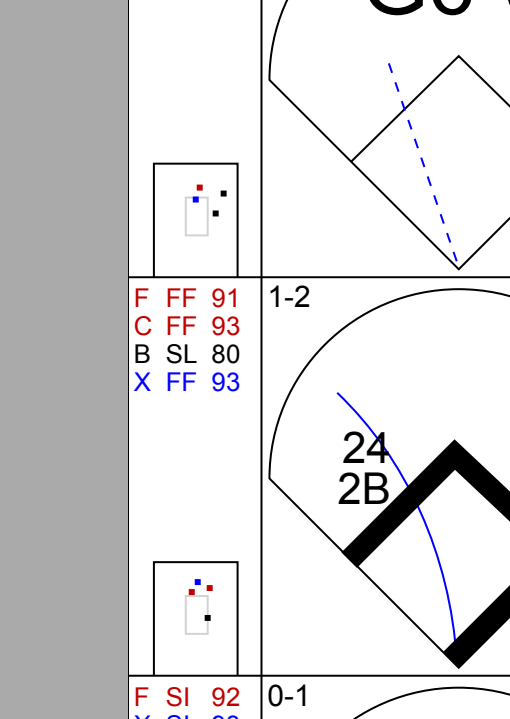

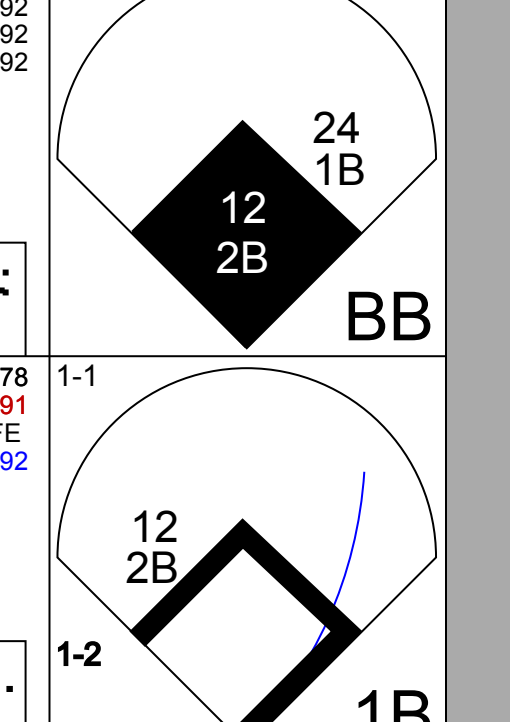
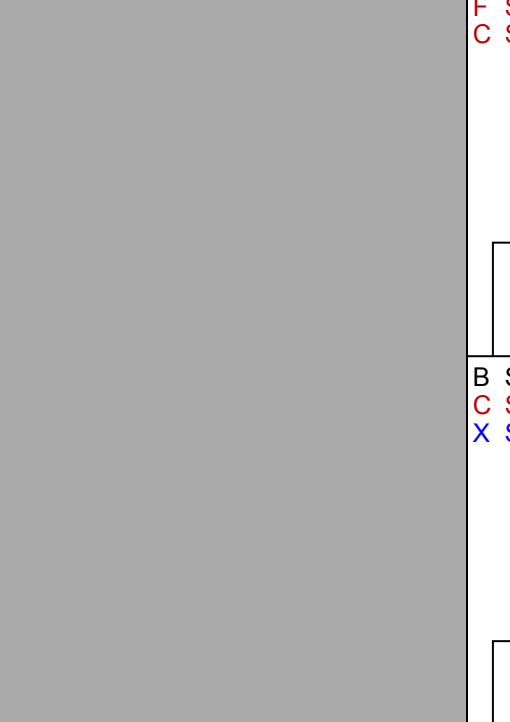

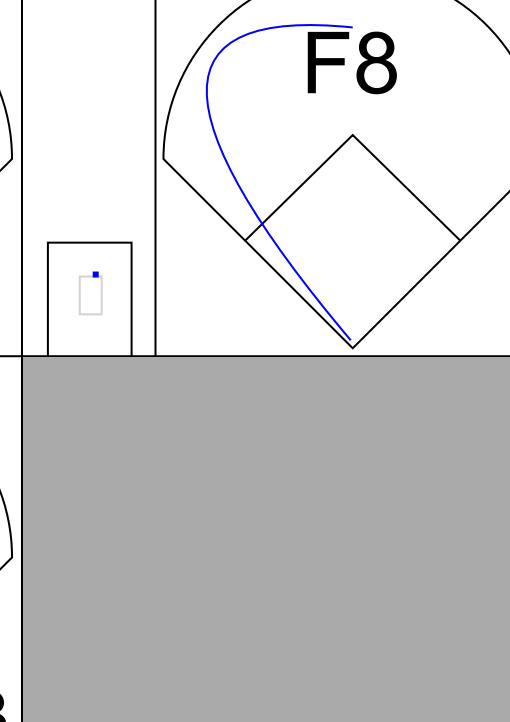
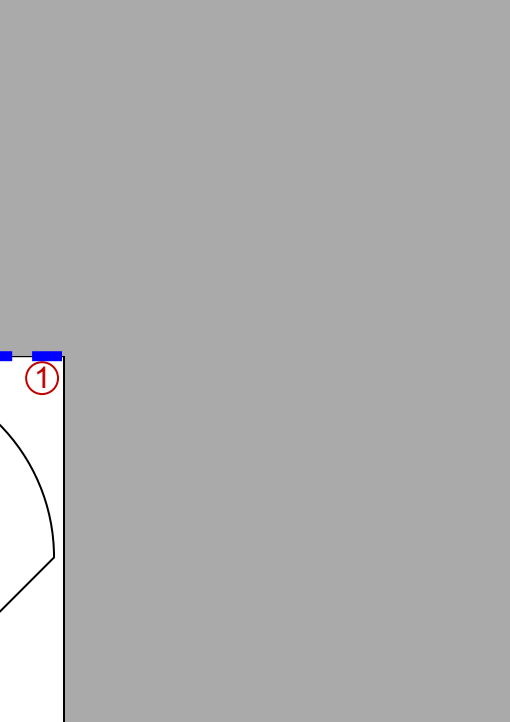
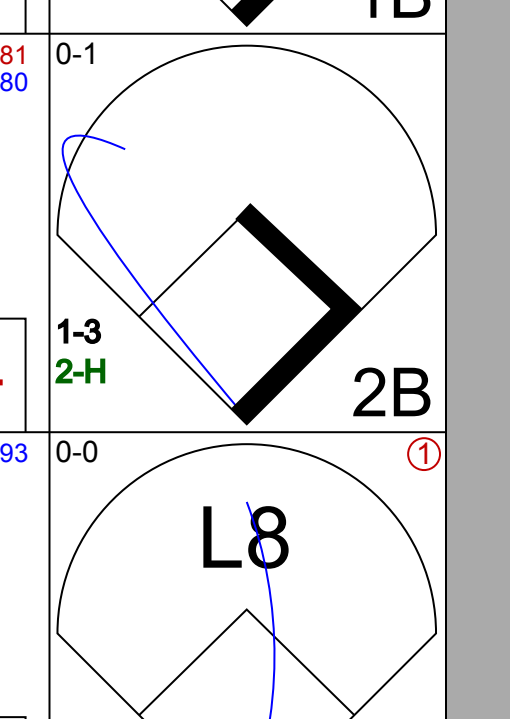

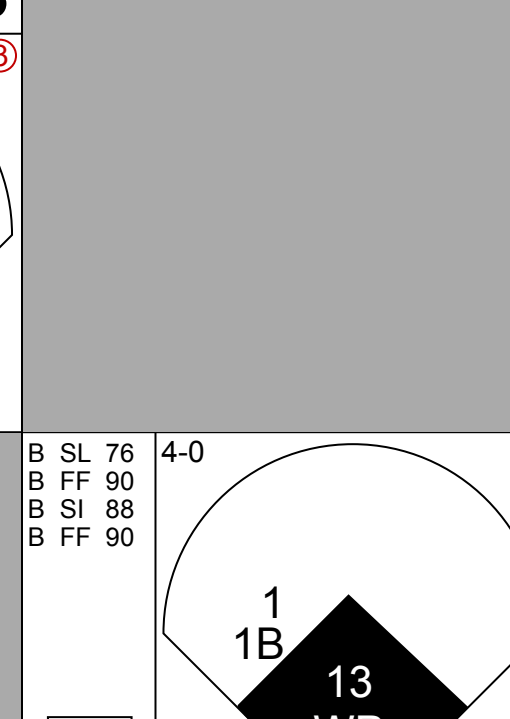
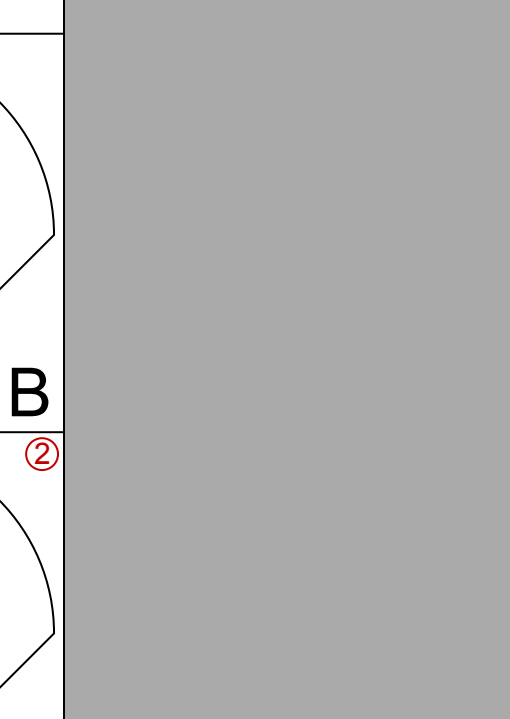


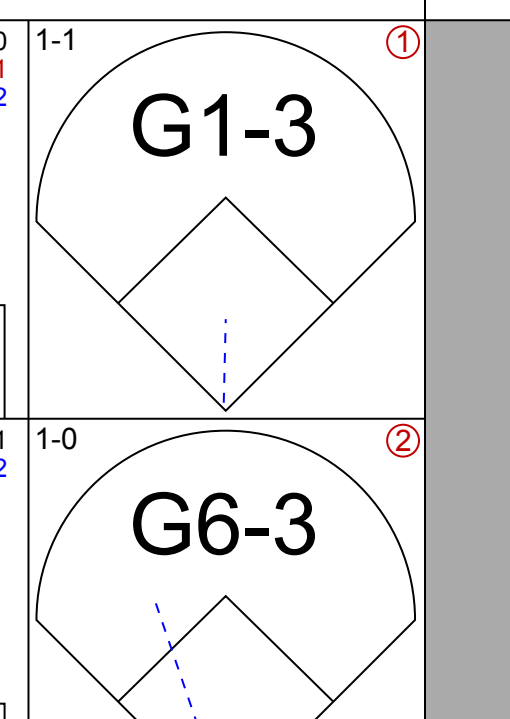
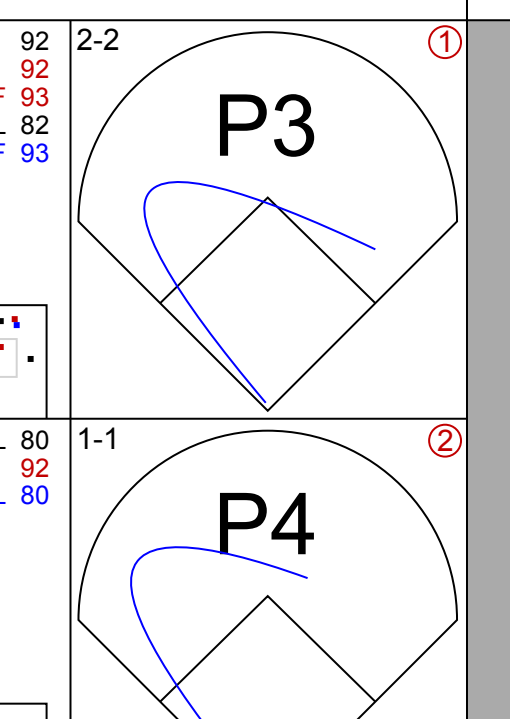
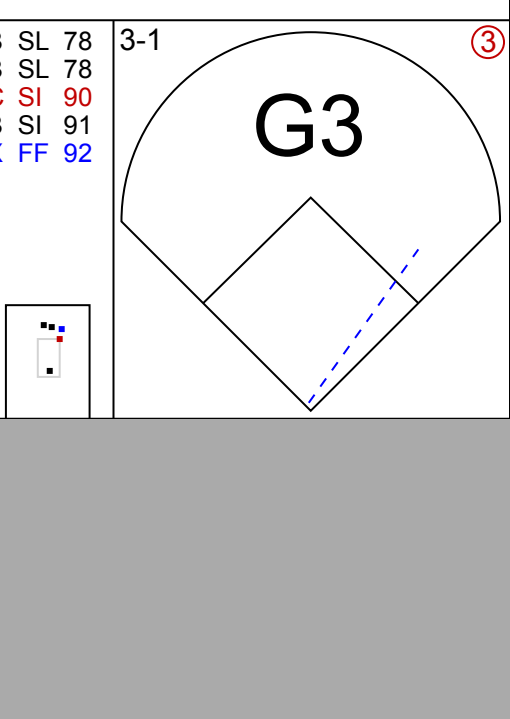
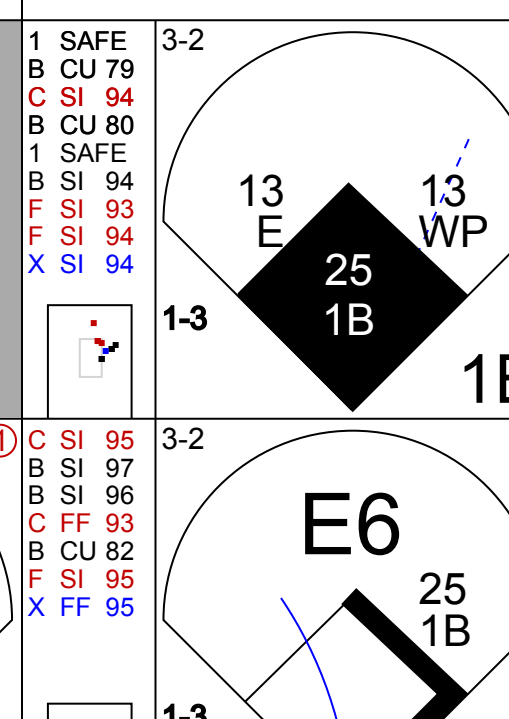
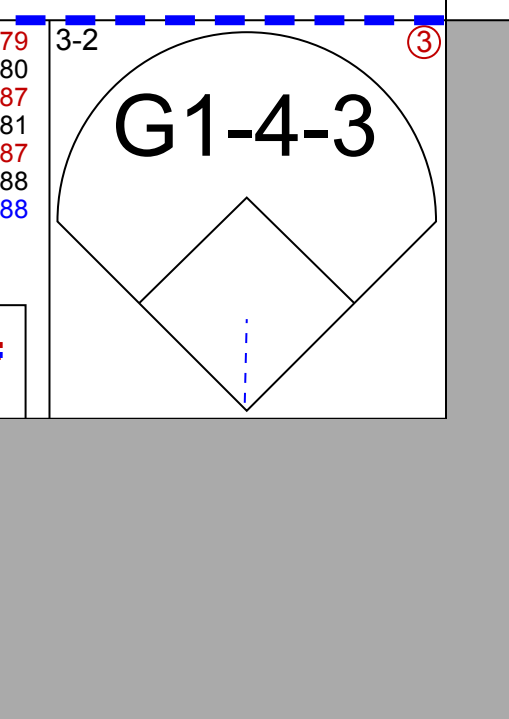
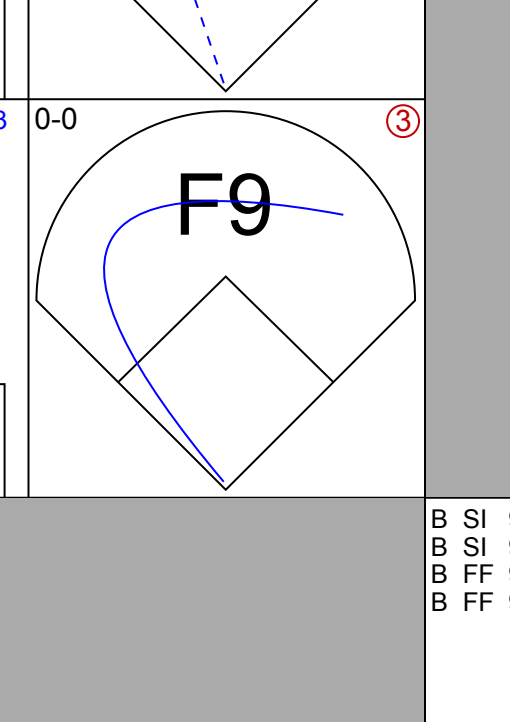
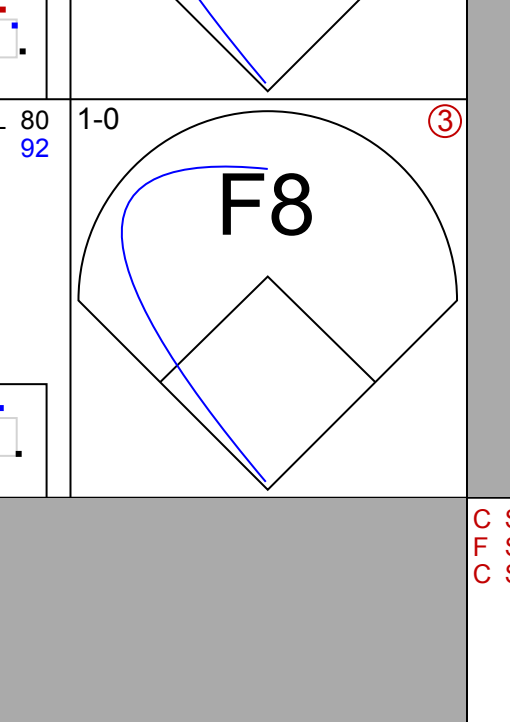

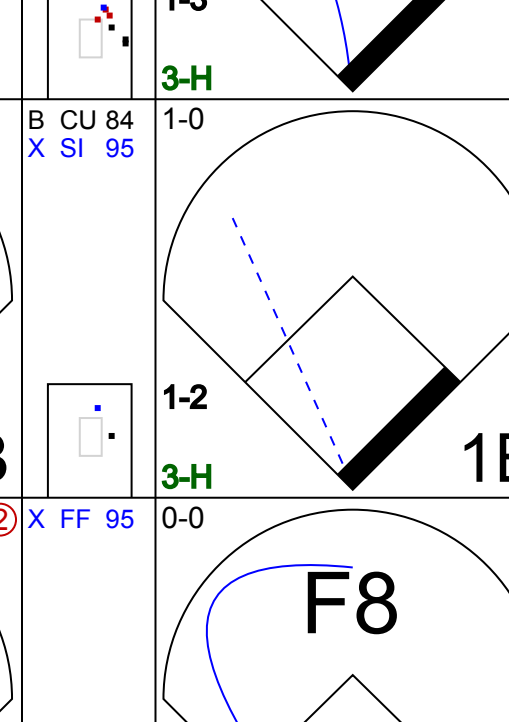

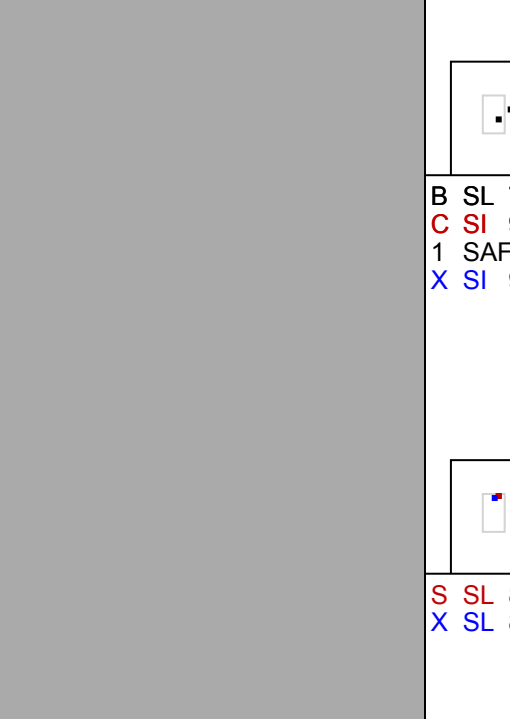


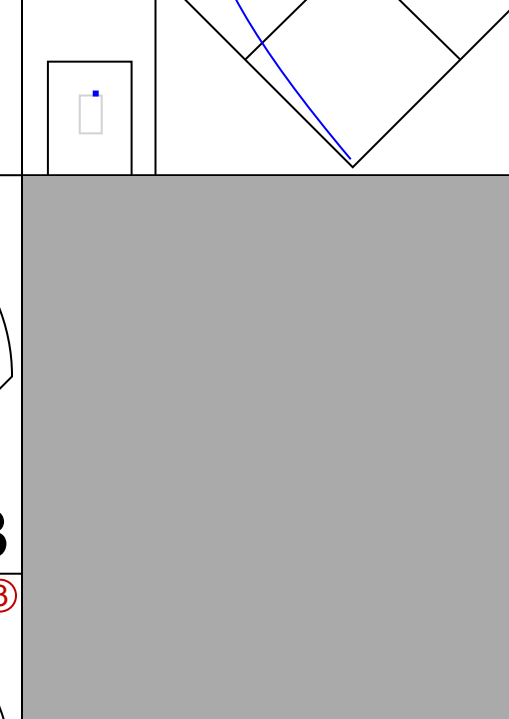
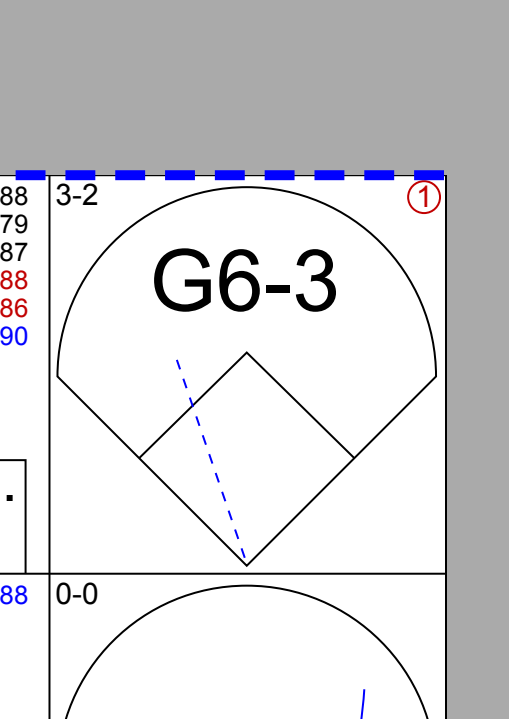
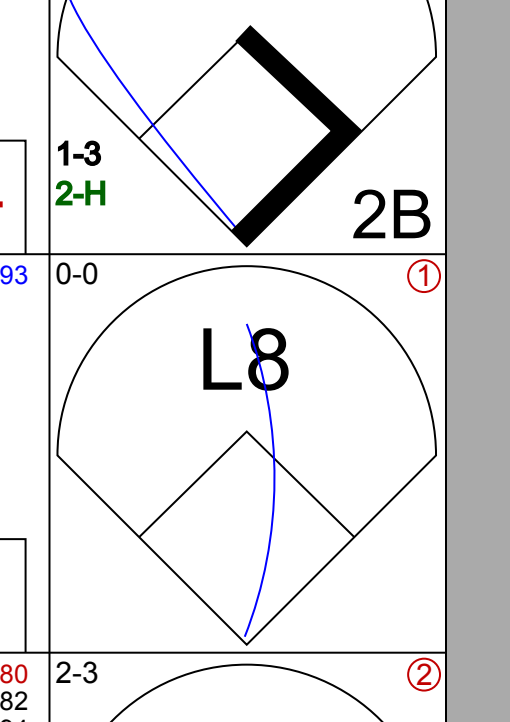
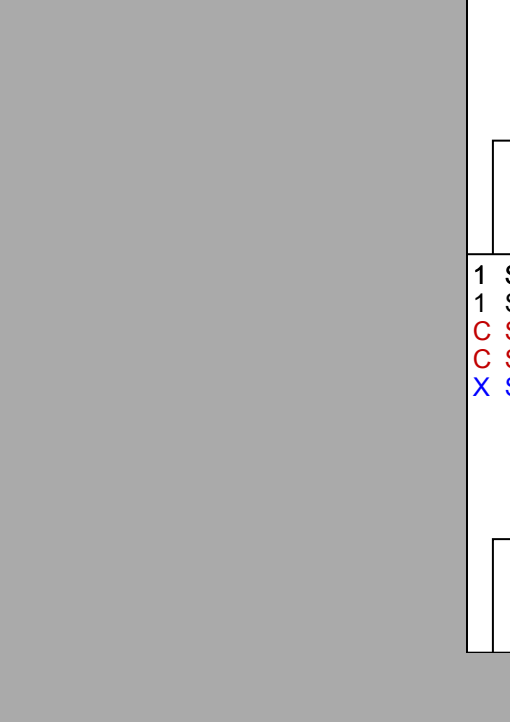

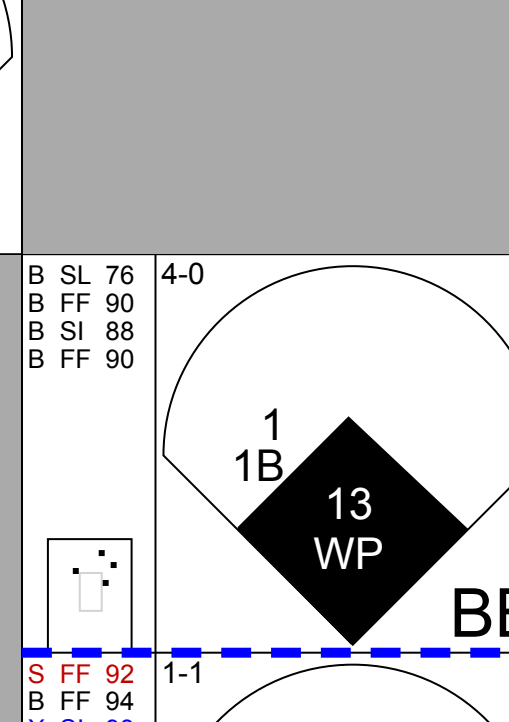
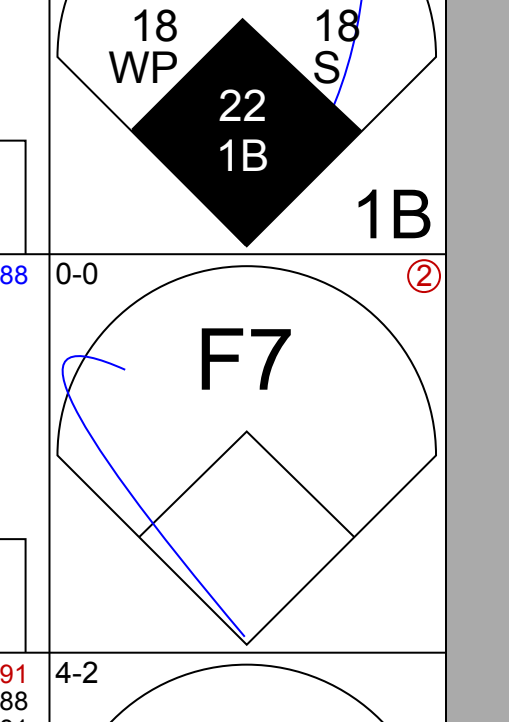
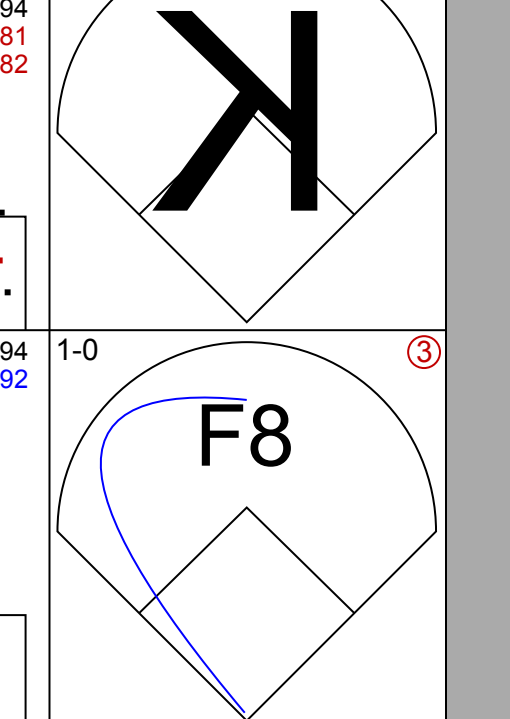

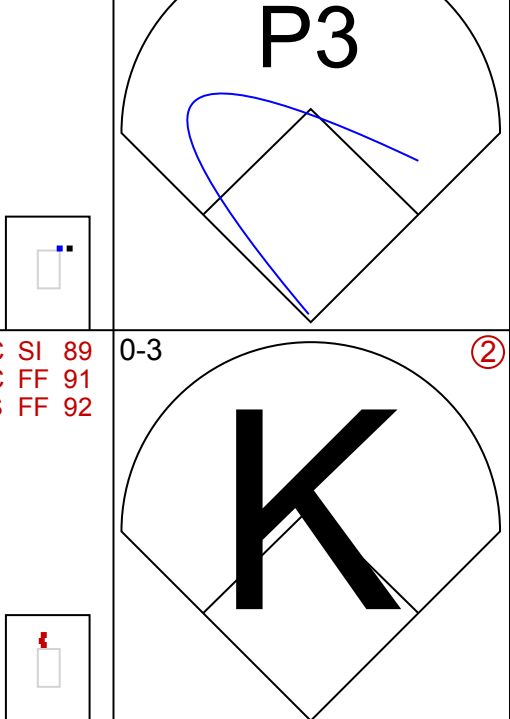
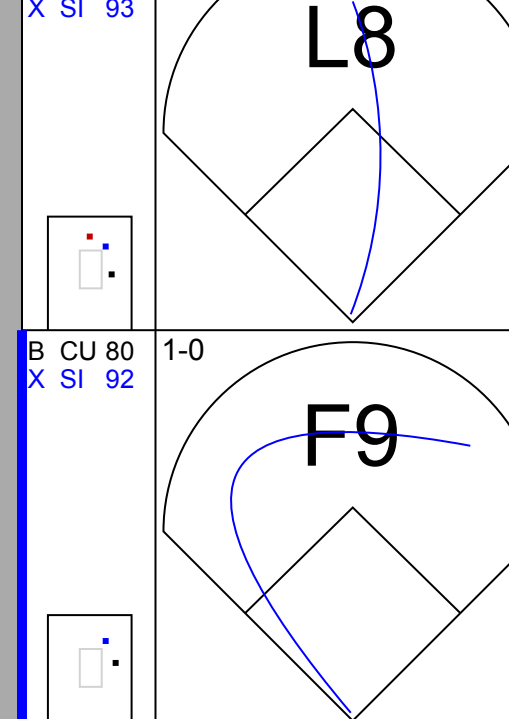
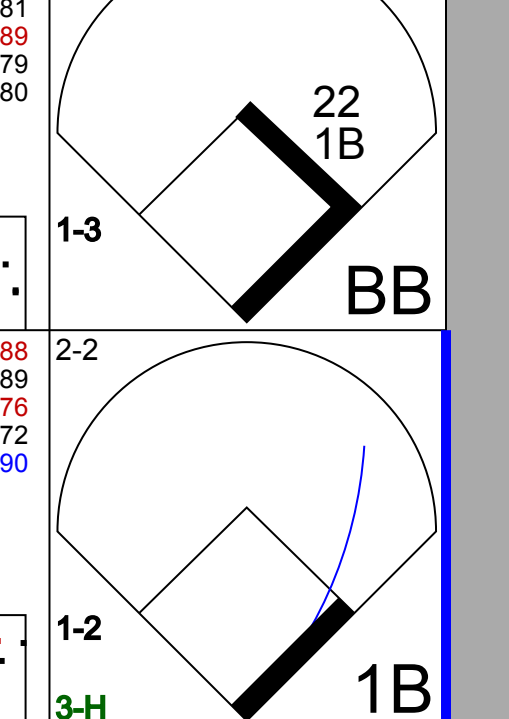
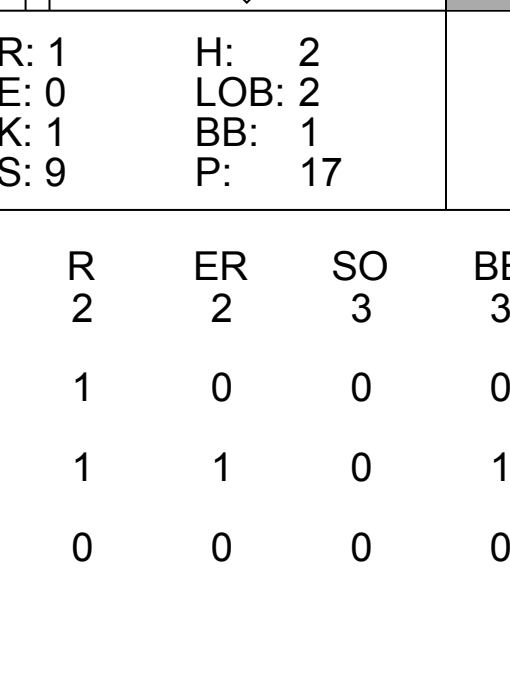
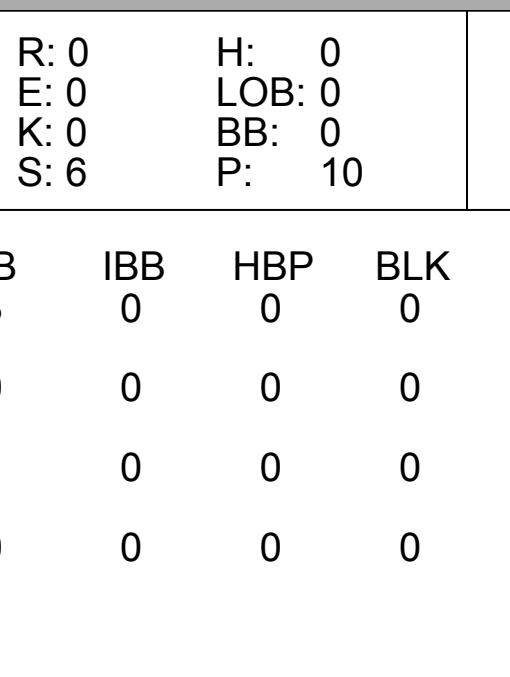
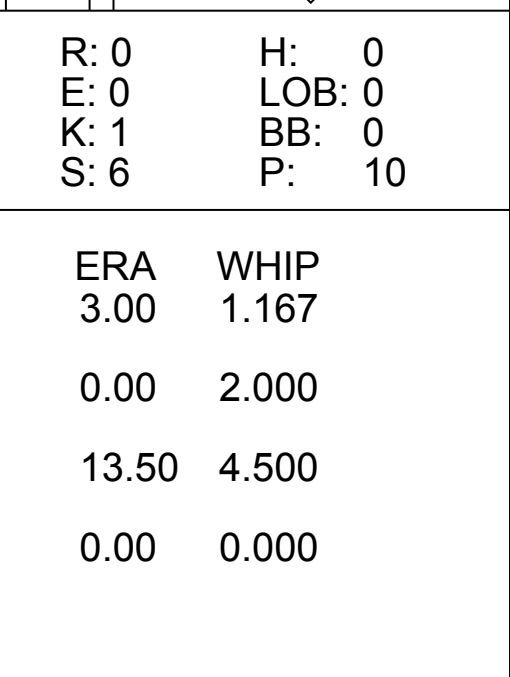
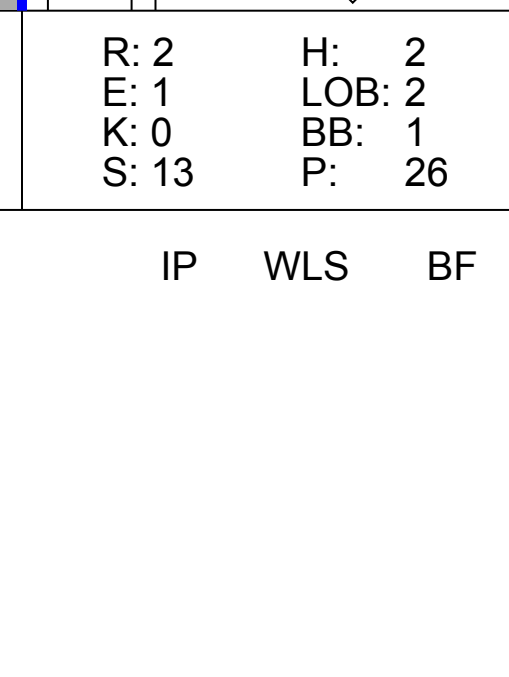
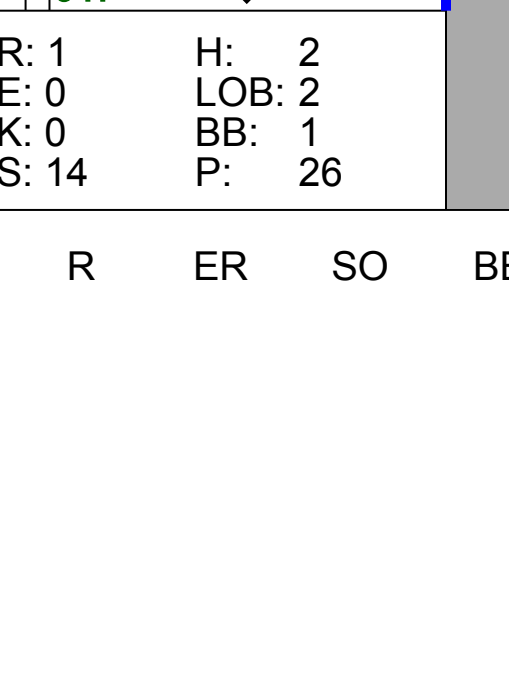
| Batter | 1 | 2 | 3 | 4 | 5 | 6 | 7 | 8 | 9 | AB | R | H | RBI | BB | SO | LOB | BOTTOM |
|---|---|--|--|--|--|--|---------------------------------------|--|---------------------------------------|--|---------------------------------------|--|---------------------------------------|--|----------------------------------|------------------------------------|--|
| 2 Ryan Theriot, R (1,4) OBP: 0.348, SLG: 0.360 43 John Grabow, L (7,1) ERA: 11.25 | G5-3 | G6-3 | L4 | | | K | | K | | 4 | 0 | 0 | 0 | 0 | 1 | 3 | |
| 38 Carlos Zambrano, S (8,1) OBP: 0.419, SLG: 0.542 40 James Russell, L (9,1) | | | | | | | | | | 0 | 0 | 0 | 0 | 0 | 0 | 0 | |
| 1 Kosuke Fukudome, L (8,PH) OBP: 0.419, SLG: 0.542 40 James Russell, L (9,1) | | | | | | | | | | 1 | 0 | 0 | 0 | 0 | 1 | 1 | |
| 24 Marlon Byrd, R (1,8) OBP: 0.372, SLG: 0.604 | 25 1B 22 SF9 | | | | | F9 | | | K | 4 | 2 | 2 | 1 | 0 | 1 | 0 | |
| 25 Derrek Lee, R (1,3) OBP: 0.340, SLG: 0.348 | 16 2B 12 2B | F8 | | G6-3 | | | | | | 4 | 1 | 1 | 0 | 1 | 1 | 1 | |
| 22 Xavier Nady, R (1,9) OBP: 0.304, SLG: 0.283 21 Tyler Colvin, L (8,9) OBP: 0.339, SLG: 0.596 | SF9 | F8 | | F9 | | | | | | 3 | 0 | 0 | 1 | 0 | 1 | 1 | |
| 16 Aramis Ramirez, R (1,5) OBP: 0.233, SLG: 0.267 | 12 2B | | | G6-3 | G5-3 | | | | | 5 | 1 | 2 | 0 | 0 | 0 | 1 | |
| 12 Alfonso Soriano, R (1,7) OBP: 0.394, SLG: 0.640 | 18 E | | | | | F7 | | | | 4 | 2 | 2 | 2 | 0 | 1 | 1 | |
| 18 Geovany Soto, R (1,2) OBP: 0.459, SLG: 0.494 | E5 | | | K | | | | | | 4 | 0 | 1 | 0 | 0 | 2 | 1 | AB 36 R 6 H 11 RBI 5 BB 3 SO 10 LOB 14 |
| 13 Starlin Castro, R (1,6) OBP: 0.464, SLG: 0.625 | | | | | | | | | | 2 | 0 | 1 | 0 | 2 | 0 | 1 | |
| 32 Tom Gorzelanny, R (1,1) ERA: 5.0 33 Esmalinn Cardad, R (6,1) ERA: 4.07 45 Sean Marshall, L (6,1) ERA: 0.75 17 Mike Fontenot, L (7,4) OBP: 0.356, SLG: 0.400 | K | | | | | | | | | 2 | 0 | 1 | 1 | 0 | 1 | 2 | |
| | | | | | | | | | | 0 | 0 | 0 | 0 | 0 | 0 | 0 | |
| | | | | | | | | | | 2 | 0 | 1 | 0 | 0 | 0 | 1 | |
| Inning Stats | R: 4 H: 4 E: 1 K: 1 S: 18 | H: 4 R: 2 LOB: 1 BB: 1 P: 30 | R: 0 H: 0 E: 0 K: 0 S: 8 | H: 0 R: 0 LOB: 0 BB: 0 P: 12 | R: 1 H: 2 E: 0 K: 1 S: 10 | H: 2 R: 1 LOB: 1 BB: 1 P: 19 | R: 1 H: 1 E: 0 K: 0 S: 11 | H: 1 R: 0 LOB: 0 BB: 0 P: 16 | R: 0 H: 1 E: 0 K: 3 S: 14 | H: 1 R: 0 LOB: 1 BB: 0 P: 22 | R: 0 H: 1 E: 0 K: 2 S: 11 | H: 1 R: 0 LOB: 1 BB: 1 P: 16 | R: 0 H: 0 E: 0 K: 2 S: 10 | H: 0 R: 0 LOB: 1 BB: 1 P: 16 | 1B: 7 2B: 3 3B: 0 HR: 1 | SF: 1 SAC: 0 DP: 1 HBP: 1 | WP: 0 PA: 41 PB: 0 SB: 0 CS: 0 |
| PITCHER | IP WLS BF H R ER SO BB IBB HBP BLK WP HR S P ERA WHIP | 4.0 23 7 6 5 2 1 1 1 0 0 0 6 6 11.25 2.000 | 1.0 3 1 0 0 0 0 0 0 0 0 0 6 6 0.00 1.000 | 2.0 7 2 0 0 4 0 0 0 0 0 0 24 38 0.00 1.000 | 1.0 4 1 0 0 2 0 0 0 0 0 0 11 19 0.00 1.000 | 1.0 4 0 0 0 2 1 0 0 0 0 0 10 16 0.00 1.000 | | | | | | | | | | | |

Pittsburgh Pirates @ Chicago Cubs
Wrigley Field, Chicago, IL
Fri May 14 2010, 1:22 PM - 4:46 PM CDT
Att: 39,082 - Sunny - 64 F

| | |
|-----|----|
| AB | 36 |
| R | 6 |
| H | 11 |
| RBI | 5 |
| BB | 3 |
| SO | 10 |
| LOB | 14 |



| Batter | 1 | 2 | 3 | 4 | 5 | 6 | 7 | 8 | 9 | AB | R | H | RBI | BB | SO | LOB | TOP | | | |
|---|---|---|---|---|---|---|---|---|---|---|---|---|---|---|---|---|--|---|---|---|
| 85 Lastings Milledge, R OBP: 0.319, SLG: 0.511 |  |  | | |  | |  | | | 3 | 0 | 1 | 2 | 1 | 1 | 0 | Pittsburgh Pirates @ Chicago Cubs Wrigley Field, Chicago, IL Sun May 16 2010, 1:23 PM - 3:58 PM CDT Att: 40,636 - Partly Cloudy - 58 F | | | |
| 15 Andy LaRoche, R OBP: 0.341, SLG: 0.373 |  |  | | |  | |  | | | 4 | 0 | 0 | 0 | 0 | 0 | 5 | | | | |
| 22 Andrew McCutchen, R OBP: 0.390, SLG: 0.518 |  | |  |  | |  | |  | | 4 | 0 | 1 | 0 | 0 | 1 | 0 | | | | |
| 19 Ryan Church, L OBP: 0.278, SLG: 0.426 | |  |  | |  | |  | | | 4 | 0 | 0 | 0 | 0 | 1 | 1 | | | | |
| 41 Ryan Doumit, S OBP: 0.344, SLG: 0.421 | |  |  | |  | |  | | | 3 | 1 | 1 | 0 | 1 | 0 | 1 | | | | |
| 51 Steve Pearce, R OBP: 0.286, SLG: 0.176 | |  |  | |  | |  | | | 3 | 1 | 1 | 0 | 1 | 0 | 1 | | | | |
| 2 Bobby Crosby, R OBP: 0.350, SLG: 0.346 |  |  | |  | |  | |  | | 4 | 1 | 2 | 1 | 0 | 0 | 0 | | | | |
| 5 Ronny Cedeno, R OBP: 0.268, SLG: 0.333 | |  |  | |  | |  | | | 2 | 0 | 0 | 0 | 1 | 0 | 2 | | | | |
| 24 Delwyn Young, S OBP: 0.236, SLG: 0.360 | |  |  | |  | |  | |  | 1 | 0 | 0 | 0 | 0 | 1 | 0 | | | | |
| 49 Ross Ohlendorf, R (1, 1) | |  | | |  | |  | |  | 3 | 0 | 0 | 0 | 0 | 2 | 5 | | | | |
| 47 Evan Meek, R (7, 1) | | | | | | | | | | 0 | 0 | 0 | 0 | 0 | 0 | 0 | | | | |
| 77 D.J. Carrasco, R (8, 1) | | | | | | | | | | 0 | 0 | 0 | 0 | 0 | 0 | 0 | | | | |
| 48 Javier López, L (8, 1) | | | | | | | | | | 0 | 0 | 0 | 0 | 0 | 0 | 0 | | | | |
| 46 Garrett Jones, L (9, PH) | | | | | | | | | | 1 | 0 | 0 | 0 | 1 | 0 | 0 | | | | |
| Inning Stats | R: 0 E: 0 K: 1 S: 6 | H: 0 LOB: 0 BB: 0 P: 9 | R: 3 E: 1 K: 2 S: 17 | H: 3 LOB: 2 BB: 2 P: 32 | R: 0 E: 0 K: 0 S: 6 | H: 1 LOB: 0 BB: 0 P: 7 | R: 0 E: 0 K: 0 S: 9 | H: 0 LOB: 0 BB: 0 P: 14 | R: 0 E: 0 K: 1 S: 7 | H: 0 LOB: 0 BB: 0 P: 9 | R: 0 E: 0 K: 0 S: 5 | H: 2 LOB: 3 BB: 1 P: 30 | R: 0 E: 0 K: 1 S: 9 | H: 0 LOB: 1 BB: 1 P: 14 | R: 0 E: 0 K: 2 S: 10 | H: 0 LOB: 0 BB: 0 P: 15 | 1B: 5 2B: 1 3B: 0 HR: 0 | SF: 0 SAC: 0 DP: 0 HBP: 0 | WP: 0 PB: 0 SB: 0 CS: 1 | PA: 36 |
| PITCHER | IP WLS BF H R ER SO BB IBB HBP BLK WP HR S P ERA WHIP | IP WLS BF H R ER SO BB IBB HBP BLK WP HR S P ERA WHIP | IP WLS BF H R ER SO BB IBB HBP BLK WP HR S P ERA WHIP | IP WLS BF H R ER SO BB IBB HBP BLK WP HR S P ERA WHIP | IP WLS BF H R ER SO BB IBB HBP BLK WP HR S P ERA WHIP | IP WLS BF H R ER SO BB IBB HBP BLK WP HR S P ERA WHIP | IP WLS BF H R ER SO BB IBB HBP BLK WP HR S P ERA WHIP | IP WLS BF H R ER SO BB IBB HBP BLK WP HR S P ERA WHIP | IP WLS BF H R ER SO BB IBB HBP BLK WP HR S P ERA WHIP | IP WLS BF H R ER SO BB IBB HBP BLK WP HR S P ERA WHIP | IP WLS BF H R ER SO BB IBB HBP BLK WP HR S P ERA WHIP | IP WLS BF H R ER SO BB IBB HBP BLK WP HR S P ERA WHIP | IP WLS BF H R ER SO BB IBB HBP BLK WP HR S P ERA WHIP | IP WLS BF H R ER SO BB IBB HBP BLK WP HR S P ERA WHIP | IP WLS BF H R ER SO BB IBB HBP BLK WP HR S P ERA WHIP | IP WLS BF H R ER SO BB IBB HBP BLK WP HR S P ERA WHIP | IP WLS BF H R ER SO BB IBB HBP BLK WP HR S P ERA WHIP | IP WLS BF H R ER SO BB IBB HBP BLK WP HR S P ERA WHIP | IP WLS BF H R ER SO BB IBB HBP BLK WP HR S P ERA WHIP | IP WLS BF H R ER SO BB IBB HBP BLK WP HR S P ERA WHIP |

| Batter | 1 | 2 | 3 | 4 | 5 | 6 | 7 | 8 | 9 | AB | R | H | RBI | BB | SO | LOB | BOTTOM | | | |
|---|---|---|---|---|---|---|---|---|---|---|---|---|---|---|---|---|--|---|---|---|
| 1 Kosuke Fukudome, L OBP: 0.411, SLG: 0.544 |  | |  | |  | |  |  | | 5 | 1 | 1 | 0 | 0 | 0 | 2 | Pittsburgh Pirates @ Chicago Cubs Wrigley Field, Chicago, IL Sun May 16 2010, 1:23 PM - 3:58 PM CDT Att: 40,636 - Partly Cloudy - 58 F | | | |
| 13 Starlin Castro, R OBP: 0.417, SLG: 0.516 |  | |  | |  |  |  | | 4 | 0 | 0 | 0 | 0 | 0 | 1 | | | | | |
| 25 Derrek Lee, R OBP: 0.341, SLG: 0.357 |  | |  | |  |  |  | | 4 | 0 | 2 | 1 | 0 | 0 | 0 | | | | | |
| 16 Aramis Ramirez, R OBP: 0.234, SLG: 0.268 | |  |  | |  |  |  | | 3 | 1 | 0 | 0 | 1 | 1 | 3 | | | | | |
| 24 Marlon Byrd, R OBP: 0.369, SLG: 0.595 | |  |  | |  |  |  | | 4 | 0 | 2 | 0 | 0 | 0 | 0 | | | | | |
| 12 Alfonso Soriano, R OBP: 0.383, SLG: 0.628 | |  |  | |  |  |  | | 3 | 1 | 2 | 1 | 1 | 0 | 2 | | | | | |
| 17 Mike Fontenot, L OBP: 0.348, SLG: 0.381 | | | | | | | | | 3 | 1 | 0 | 0 | 1 | 0 | 4 | | | | | |
| 18 Geovany Soto, R OBP: 0.454, SLG: 0.473 | | | | | | | | | 3 | 0 | 0 | 0 | 1 | 1 | 3 | | | | | |
| 30 Ted Lilly, L (1, 1) | | | | | | | | | 2 | 0 | 0 | 0 | 0 | 1 | 2 | | | | | |
| 21 Tyler Colvin, L OBP: 0.333, SLG: 0.585 | | | | | | | | | 1 | 0 | 0 | 0 | 0 | 0 | 1 | | | | | |
| 45 Sean Marshall, L (8, 1) | | | | | | | | | 0 | 0 | 0 | 0 | 0 | 0 | 0 | | | | | |
| 22 Xavier Nady, R OBP: 0.317, SLG: 0.320 | | | | | | | | | 1 | 0 | 1 | 1 | 0 | 0 | 0 | | | | | |
| 49 Carlos Marmol, R (9, 1) | | | | | | | | | 0 | 0 | 0 | 0 | 0 | 0 | 0 | | | | | |
| Inning Stats | R: 0 E: 0 K: 0 S: 4 | H: 0 LOB: 0 BB: 0 P: 6 | R: 1 E: 0 K: 1 S: 9 | H: 2 LOB: 1 BB: 1 P: 17 | R: 0 E: 0 K: 0 S: 6 | H: 0 LOB: 0 BB: 0 P: 10 | R: 0 E: 0 K: 1 S: 8 | H: 0 LOB: 1 BB: 1 P: 13 | R: 0 E: 0 K: 1 S: 6 | H: 0 LOB: 0 BB: 0 P: 10 | R: 0 E: 0 K: 0 S: 10 | H: 2 LOB: 2 BB: 0 P: 13 | R: 2 E: 1 K: 0 S: 13 | H: 2 LOB: 2 BB: 1 P: 26 | R: 1 E: 0 K: 0 S: 14 | H: 2 LOB: 2 BB: 1 P: 26 | 1B: 6 2B: 2 3B: 0 HR: 0 | SF: 0 SAC: 0 DP: 0 HBP: 0 | WP: 2 PB: 0 SB: 1 CS: 0 | PA: 37 |
| PITCHER | IP WLS BF H R ER SO BB IBB HBP BLK WP HR S P ERA WHIP | IP WLS BF H R ER SO BB IBB HBP BLK WP HR S P ERA WHIP | IP WLS BF H R ER SO BB IBB HBP BLK WP HR S P ERA WHIP | IP WLS BF H R ER SO BB IBB HBP BLK WP HR S P ERA WHIP | IP WLS BF H R ER SO BB IBB HBP BLK WP HR S P ERA WHIP | IP WLS BF H R ER SO BB IBB HBP BLK WP HR S P ERA WHIP | IP WLS BF H R ER SO BB IBB HBP BLK WP HR S P ERA WHIP | IP WLS BF H R ER SO BB IBB HBP BLK WP HR S P ERA WHIP | IP WLS BF H R ER SO BB IBB HBP BLK WP HR S P ERA WHIP | IP WLS BF H R ER SO BB IBB HBP BLK WP HR S P ERA WHIP | IP WLS BF H R ER SO BB IBB HBP BLK WP HR S P ERA WHIP | IP WLS BF H R ER SO BB IBB HBP BLK WP HR S P ERA WHIP | IP WLS BF H R ER SO BB IBB HBP BLK WP HR S P ERA WHIP | IP WLS BF H R ER SO BB IBB HBP BLK WP HR S P ERA WHIP | IP WLS BF H R ER SO BB IBB HBP BLK WP HR S P ERA WHIP | IP WLS BF H R ER SO BB IBB HBP BLK WP HR S P ERA WHIP | IP WLS BF H R ER SO BB IBB HBP BLK WP HR S P ERA WHIP | IP WLS BF H R ER SO BB IBB HBP BLK WP HR S P ERA WHIP | IP WLS BF H R ER SO BB IBB HBP BLK WP HR S P ERA WHIP | IP WLS BF H R ER SO BB IBB HBP BLK WP HR S P ERA WHIP |



| Batter | 1 | 2 | 3 | 4 | 5 | 6 | 7 | 8 | 9 | 10 | 11 | AB | R | H | RBI | BB | SO | LOB | TOP | | | | | |
|--|--|----------------------------------|--------------------------------|----------------------------------|----------------------------------|----------------------------------|-------------------------------|----------------------------------|-------------------------------|----------------------------------|------------------------------|----------------------------------|-------------------------------|----------------------------------|-------------------------------|--|------------------------------|----------------------------------|------------------------------|---------------------------------|----------------------------------|------------------------------------|----------------------------------|--------|
| 5 Carlos González, L OBP: 0.343, SLG: 0.504 | (1,8) (8,9) K | | (1,0) 7 1B | | (0,2) 11 PB 1B | | (2,1) F9 | | (0,3) K | | | 5 | 1 | 2 | 0 | 0 | 2 | 0 | | | | | | |
| 7 Seth Smith, L OBP: 0.323, SLG: 0.517 | (1,7) L3 | | (2,2) 2B | | (3,2) F8 | | | (2,1) 1B | | (1,3) K | | 5 | 1 | 2 | 1 | 0 | 1 | 1 | | | | | | |
| 11 Brad Hawpe, L OBP: 0.420, SLG: 0.632 | (1,9) F7 | | | (1,2) G1-3 | | (2,1) G4-3 | | | | (1,3) K | | 3 | 0 | 0 | 0 | 1 | 0 | 1 | | | | | | |
| 24 Dexter Fowler, S OBP: 0.343, SLG: 0.350 | (8,PR) (8,8) | | | | | | | | | | | 1 | 0 | 0 | 0 | 0 | 1 | 0 | | | | | | |
| 2 Troy Tulowitzki, R OBP: 0.361, SLG: 0.410 | | (0,1) G6-3 | | (1,2) 1B | | (1,2) G1-3 | | (3,2) F8 | | (2,3) K2-3 | | 5 | 0 | 1 | 0 | 0 | 1 | 2 | | | | | | |
| 17 Todd Helton, L OBP: 0.387, SLG: 0.301 | | | (3,1) 1B | | (0,0) 1B | | | (4,2) BB | | (4,2) BB | | 3 | 0 | 2 | 0 | 2 | 0 | 0 | | | | | | |
| 21 Miguel Olivo, R OBP: 0.343, SLG: 0.567 | | (1,2) FC1-6 | | (1,2) 1B | | (0,0) 1B | | (0,1) F9 | | (4,0) BB | | 4 | 0 | 1 | 1 | 1 | 0 | 2 | | | | | | |
| 9 Ian Stewart, L OBP: 0.361, SLG: 0.488 | | | (1,2) F7 | | (2,3) K | | (2,2) L3 | | (3,2) G6-3 | | | 5 | 0 | 0 | 0 | 0 | 2 | 8 | | | | | | |
| 12 Clint Barmes, R OBP: 0.281, SLG: 0.324 | | | (1,2) G5-3 | | (2,3) K | | | (3,2) P4 | | (3,3) K | | 4 | 0 | 0 | 0 | 0 | 2 | 3 | | | | | | |
| 28 Aaron Cook, R OBP: 0.226, SLG: 0.375 | (1,1) | | | | | | (1,2) G5-3 | | | | | 3 | 0 | 0 | 0 | 0 | 0 | 0 | | | | | | |
| 97 Joe Beimel, L ERA: 0.06 | (8,1) | | | | | | | (0,1) B1-3 | | (2,3) K | | 0 | 0 | 0 | 0 | 0 | 0 | 0 | | | | | | |
| 63 Rafael Betancourt, R ERA: 0.97 | (9,PH) | | | | | | | | | | | 1 | 0 | 0 | 0 | 0 | 1 | 0 | | | | | | |
| 23 Jason Giambi, L OBP: 0.365, SLG: 0.367 | (9,1) | | | | | | | | | | | 0 | 0 | 0 | 0 | 0 | 0 | 0 | | | | | | |
| 34 Matt Belisle, R ERA: 2.77 | (9,1) | | | | | | | | | | | 0 | 0 | 0 | 0 | 0 | 0 | 0 | | | | | | |
| Inning Stats | R: 0 E: 0 K: 1 S: 8 | H: 0 LOB: 0 BB: 0 P: 13 | R: 0 E: 0 K: 0 S: 11 | H: 1 LOB: 1 BB: 0 P: 16 | R: 1 E: 0 K: 0 S: 10 | H: 2 LOB: 1 BB: 0 P: 15 | R: 0 E: 0 K: 2 S: 17 | H: 3 LOB: 3 BB: 0 P: 23 | R: 0 E: 0 K: 0 S: 13 | H: 0 LOB: 1 BB: 1 P: 22 | R: 0 E: 0 K: 0 S: 7 | H: 0 LOB: 0 BB: 0 P: 12 | R: 1 E: 0 K: 0 S: 13 | H: 1 LOB: 3 BB: 0 P: 29 | R: 0 E: 0 K: 3 S: 13 | H: 0 LOB: 0 BB: 0 P: 18 | R: 0 E: 0 K: 3 S: 9 | H: 0 LOB: 0 BB: 0 P: 13 | R: 0 E: 0 K: 1 S: 6 | H: 0 LOB: 0 BB: 0 P: 8 | 1B: 7 2B: 1 3B: 0 HR: 0 | SF: 0 SAC: 0 DP: 1 HBP: 0 | WP: 0 PB: 1 SB: 0 CS: 0 | PA: 43 |
| PITCHER | IP ERA WLS BF H R ER SO BB IBB HBP BLK WP HR S P ERA WHIP | 36 Randy Wells, R ERA: 4.13 | 43 John Grabow, L ERA: 8.16 | 49 Carlos Marmol, R ERA: 1.37 | 45 Sean Marshall, L ERA: 2.21 | PITCHER | | | | | | | | | | IP ERA WLS BF H R ER SO BB IBB HBP BLK WP HR S P ERA WHIP | | | | | | | | |

Colorado Rockies @ Chicago Cubs
Wrigley Field, Chicago, IL
Mon May 17 2010, 7:07 PM - 10:25 PM CDT
Att: 35,760 - Cloudy - 53 F

AB 39
R 2
H 8
RBI 2
BB 4
SO 10
LOB 17



| Batter | 1 | 2 | 3 | 4 | 5 | 6 | 7 | 8 | 9 | 10 | 11 | AB | R | H | RBI | BB | SO | LOB | BOTTOM | | | | | |
|---|--|----------------------------------|-------------------------------|--------------------------------------|---------------------------------|---------------------------------|-------------------------------|----------------------------------|------------------------------|---------------------------------|------------------------------|---------------------------------|------------------------------|----------------------------------|------------------------------|--|------------------------------|----------------------------------|------------------------------|----------------------------------|----------------------------------|------------------------------------|----------------------------------|--------|
| 1 Kosuke Fukudome, L OBP: 0.411, SLG: 0.546 | (1,9) 16 1B 2B | | (1,1) G3 | | (2,1) F8 | | | (0,0) FC1-6 1B | | (2,3) K | | 5 | 1 | 2 | 0 | 0 | 1 | 0 | | | | | | |
| 13 Starlin Castro, R OBP: 0.439, SLG: 0.528 | (1,6) F7 | | (0,0) G5-4-3 1B | | (0,0) G5-4-3 1B | | | (0,0) FC1-6 1B | | (3,2) 16 HR 1B | | 5 | 1 | 3 | 0 | 0 | 0 | 2 | | | | | | |
| 25 Derrek Lee, R OBP: 0.331, SLG: 0.345 | (1,3) K | | (0,0) G5-4-3 | | (0,1) G5-4-3 | | | (1,3) K | | (1,1) L6 | | 5 | 0 | 0 | 0 | 0 | 2 | 5 | | | | | | |
| 16 Aramis Ramirez, R OBP: 0.239, SLG: 0.294 | (1,5) 1B | | | (1,0) F7 | | (1,0) L8 | | (2,2) F8 | | (1,0) HR | | 5 | 1 | 2 | 3 | 0 | 0 | 1 | | | | | | |
| 21 Tyler Colvin, L OBP: 0.344, SLG: 0.571 | (1,8) (7,7) G4-3 | | | (4,2) 17 E 1B | | (1,0) 12 G6-4-3 1B | | | | (1,3) K | | 3 | 1 | 1 | 0 | 1 | 1 | 1 | | | | | | |
| 12 Alfonso Soriano, R OBP: 0.379, SLG: 0.613 | (1,7) | (2,0) L4 | | (1,3) K | | (1,0) G6-4-3 | | | | (0,3) K | | 3 | 0 | 0 | 0 | 0 | 1 | 2 | | | | | | |
| 43 John Grabow, L ERA: 0.06 | (7,1) | | | | | | | | | | | 0 | 0 | 0 | 0 | 0 | 0 | 0 | | | | | | |
| 49 Carlos Marmol, R ERA: 1.37 | (8,1) | | | | | | | | | | | 0 | 0 | 0 | 0 | 0 | 0 | 0 | | | | | | |
| 22 Xavier Nady, R OBP: 0.311, SLG: 0.314 | (9,PH) | | | | | | | | | | | 1 | 0 | 0 | 0 | 0 | 1 | 0 | | | | | | |
| 45 Sean Marshall, L ERA: 2.21 | (10,1) | | | | | | | | | | | 0 | 0 | 0 | 0 | 0 | 0 | 0 | | | | | | |
| 17 Mike Fontenot, L OBP: 0.344, SLG: 0.386 | (1,4) | (1,1) 2B | | (2,0) E6 55 1B | | | | | | (1,1) G1-3 | | 4 | 0 | 1 | 0 | 0 | 0 | 1 | | | | | | |
| 18 Geovany Soto, R OBP: 0.454, SLG: 0.473 | (11,2) | | | | | | | | | | | 0 | 0 | 0 | 0 | 0 | 0 | 0 | | | | | | |
| 55 Kevie Hill, S OBP: 0.250, SLG: 0.290 | (1,2) | | | | | | | | | | | 3 | 0 | 1 | 1 | 0 | 0 | 1 | | | | | | |
| 2 Ryan Theriot, R OBP: 0.348, SLG: 0.355 | (10,PH) (11,4) | | | (1,2) G6-3 | | (1,2) G6-3 | | | | (3,2) F9 | | 1 | 0 | 0 | 0 | 0 | 0 | 0 | | | | | | |
| 36 Randy Wells, R OBP: 0.207, SLG: 0.286 | (1,1) | | | | | | | | | | | 2 | 0 | 0 | 0 | 0 | 0 | 3 | | | | | | |
| 24 Marlon Byrd, R OBP: 0.365, SLG: 0.587 | (7,8) | | | (1,2) FC6-4 | | | | (2,3) K | | (2,0) G6-3 | | 2 | 0 | 0 | 0 | 0 | 1 | 0 | | | | | | |
| Inning Stats | R: 1 E: 0 K: 1 S: 12 | H: 2 LOB: 1 BB: 0 P: 20 | R: 0 E: 0 K: 0 S: 7 | H: 1 LOB: 1 BB: 0 P: 11 | R: 0 E: 0 K: 0 S: 4 | H: 1 LOB: 0 BB: 0 P: 5 | R: 1 E: 1 K: 1 S: 16 | H: 1 LOB: 2 BB: 1 P: 25 | R: 0 E: 0 K: 0 S: 5 | H: 1 LOB: 0 BB: 0 P: 7 | R: 0 E: 0 K: 0 S: 3 | H: 0 LOB: 0 BB: 0 P: 6 | R: 0 E: 0 K: 1 S: 9 | H: 1 LOB: 1 BB: 0 P: 12 | R: 0 E: 0 K: 2 S: 9 | H: 0 LOB: 0 BB: 0 P: 11 | R: 0 E: 0 K: 1 S: 7 | H: 0 LOB: 0 BB: 0 P: 14 | R: 2 E: 0 K: 0 S: 6 | H: 2 LOB: 0 BB: 0 P: 11 | 1B: 7 2B: 2 3B: 0 HR: 1 | SF: 0 SAC: 0 DP: 3 HBP: 0 | WP: 0 PB: 0 SB: 1 CS: 0 | PA: 40 |
| PITCHER | IP ERA WLS BF H R ER SO BB IBB HBP BLK WP HR S P ERA WHIP | 28 Aaron Cook, R ERA: 5.13 | 97 Joe Beimel, L ERA: 0.06 | 63 Rafael Betancourt, R ERA: 4.97 | 34 Matt Belisle, R ERA: 2.77 | PITCHER | | | | | | | | | | IP ERA WLS BF H R ER SO BB IBB HBP BLK WP HR S P ERA WHIP | | | | | | | | |

Colorado Rockies @ Chicago Cubs
Wrigley Field, Chicago, IL
Mon May 17 2010, 7:07 PM - 10:25 PM CDT
Att: 35,760 - Cloudy - 53 F

AB 39
R 4
H 10
RBI 4
BB 1
SO 7
LOB 16



| Batter | 1 | 2 | 3 | 4 | 5 | 6 | 7 | 8 | 9 | AB | R | H | RBI | BB | SO | LOB | TOP | | | | | | | |
|---|---|---|-----------------------------------|--|---|---|-------------------------------|----------------------------------|------------------------------|----------------------------------|-------------------------------|----------------------------------|-------------------------------|----------------------------------|------------------------------|----------------------------------|---|----------------------------------|----------------------------------|------------------------------------|----------------------------------|--------|--|--|
| 5 Carlos González, L (1.8) OBP: 0.347, SLG: 0.504 | | | | | | | | | | 4 | 0 | 2 | 0 | 0 | 1 | 0 | Colorado Rockies @ Chicago Cubs Wrigley Field, Chicago, IL Tue May 18 2010, 7:06 PM - 10:21 PM CDT Att: 37,029 - Cloudy - 56 F | | | | | | | |
| 7 Seth Smith, L (1.7) OBP: 0.310, SLG: 0.495 | | | | | | | | | | 4 | 0 | 0 | 0 | 0 | 0 | 2 | | | | | | | | |
| 11 Brad Hawpe, L (1.9) OBP: 0.412, SLG: 0.611 | | | | | | | | | | 4 | 0 | 1 | 0 | 0 | 1 | 1 | | | | | | | | |
| 2 Troy Tulowitzki, R (1.6) OBP: 0.365, SLG: 0.408 | | | | | | | | | | 3 | 1 | 1 | 0 | 1 | 0 | 2 | | | | | | | | |
| 17 Todd Helton, L (1.3) OBP: 0.390, SLG: 0.342 | | | | | | | | | | 4 | 1 | 2 | 2 | 0 | 1 | 1 | | | | | | | | |
| 21 Miguel Olivo, R (1.2) OBP: 0.342, SLG: 0.556 | | | | | | | | | | 2 | 0 | 0 | 0 | 1 | 1 | 2 | | | | | | | | |
| 39 Paul Phillips, R (7. PR) OBP: 0.357, SLG: 0.250 | | | | | | | | | | 4 | 0 | 1 | 0 | 0 | 3 | 1 | | | | | | | | |
| 9 Ian Stewart, L (1.5) OBP: 0.358, SLG: 0.481 | | | | | | | | | | 3 | 0 | 0 | 0 | 0 | 0 | 3 | | | | | | | | |
| 12 Clint Barnes, R (1.4) OBP: 0.274, SLG: 0.315 | | | | | | | | | | 4 | 0 | 1 | 0 | 0 | 3 | 1 | | | | | | | | |
| 45 Jhoulys Chacin, R (1.1) | | | | | | | | | | 2 | 0 | 0 | 0 | 0 | 0 | 0 | | | | | | | | |
| 53 Randy Flores, L (6.1) | | | | | | | | | | 0 | 0 | 0 | 0 | 0 | 0 | 0 | | | | | | | | |
| 19 Ryan Spilborghs, R (7. PH) OBP: 0.353, SLG: 0.339 | | | | | | | | | | 0 | 0 | 0 | 0 | 1 | 1 | 0 | | | | | | | | |
| 63 Rafael Betancourt, R (7.1) | | | | | | | | | | 0 | 0 | 0 | 0 | 0 | 0 | 0 | | | | | | | | |
| 97 Joe Beimel, L (8.1) | | | | | | | | | | 0 | 0 | 0 | 0 | 0 | 0 | 0 | | | | | | | | |
| Inning Stats | R: 0 E: 0 K: 0 S: 9 | H: 1 LOB: 0 BB: 0 P: 13 | R: 0 E: 0 K: 0 S: 8 | H: 2 LOB: 2 BB: 0 P: 10 | R: 0 E: 0 K: 0 S: 7 | H: 0 LOB: 0 BB: 0 P: 7 | R: 0 E: 0 K: 1 S: 10 | H: 2 LOB: 1 BB: 0 P: 16 | R: 0 E: 0 K: 1 S: 6 | H: 0 LOB: 0 BB: 0 P: 11 | R: 0 E: 0 K: 2 S: 10 | H: 0 LOB: 0 BB: 0 P: 13 | R: 2 E: 0 K: 2 S: 23 | H: 1 LOB: 2 BB: 2 P: 40 | R: 0 E: 0 K: 0 S: 8 | H: 1 LOB: 1 BB: 0 P: 12 | R: 0 E: 0 K: 2 S: 9 | H: 0 LOB: 0 BB: 0 P: 14 | 1B: 5 2B: 1 3B: 0 HR: 1 | SF: 0 SAC: 0 DP: 2 HBP: 0 | WP: 1 PB: 0 SB: 1 CS: 0 | PA: 34 | | |
| PITCHER | IP WLS BF H R ER SO BB IBB HBP BLK WP HR S P ERA WHIP | 6.0 W 23 6 2 2 4 1 0 0 0 1 1 58 85 3.00 1.167 | 0.0 1 0 0 0 0 1 0 0 0 0 0 0 4 ∞ ∞ | 1.0 H 3 0 0 0 2 0 0 0 0 0 0 15 21 0.00 0.000 | 1.0 H 4 1 0 0 0 0 0 0 0 0 0 8 12 0.00 1.000 | 1.0 3 0 0 0 2 0 0 0 0 0 0 9 14 0.00 0.000 | | | | | | | | | | | | | | | | | | |

| | |
|-----|----|
| AB | 32 |
| R | 2 |
| H | 7 |
| RBI | 2 |
| BB | 2 |
| SO | 8 |
| LOB | 13 |



| Batter | 1 | 2 | 3 | 4 | 5 | 6 | 7 | 8 | 9 | AB | R | H | RBI | BB | SO | LOB | BOTTOM | | | | | |
|---|---|---|--|---|---|---------------------------------|-------------------------------|----------------------------------|------------------------------|----------------------------------|-------------------------------|----------------------------------|-------------------------------|----------------------------------|-------------------------------|----------------------------------|---|------------------------------------|----------------------------------|--------|--|--|
| 1 Kosuke Fukudome, L (1.9) OBP: 0.410, SLG: 0.536 | | | | | | | | | | 4 | 0 | 1 | 1 | 1 | 1 | 4 | Colorado Rockies @ Chicago Cubs Wrigley Field, Chicago, IL Tue May 18 2010, 7:06 PM - 10:21 PM CDT Att: 37,029 - Cloudy - 56 F | | | | | |
| 2 Ryan Theriot, R (1.4) OBP: 0.348, SLG: 0.356 | | | | | | | | | 5 | 0 | 2 | 2 | 0 | 1 | 2 | | | | | | | |
| 25 Derrek Lee, R (1.3) OBP: 0.328, SLG: 0.346 | | | | | | | | | 5 | 0 | 1 | 0 | 0 | 3 | 3 | | | | | | | |
| 16 Aramis Ramirez, R (1.5) OBP: 0.239, SLG: 0.288 | | | | | | | | | 3 | 1 | 0 | 0 | 1 | 0 | 3 | | | | | | | |
| 24 Marlon Byrd, R (1.8) OBP: 0.368, SLG: 0.582 | | | | | | | | | 3 | 1 | 1 | 0 | 1 | 0 | 1 | | | | | | | |
| 21 Tyler Colvin, L (1.7) OBP: 0.368, SLG: 0.583 | | | | | | | | | 4 | 2 | 3 | 1 | 0 | 1 | 3 | | | | | | | |
| 18 Geovany Soto, R (1.2) OBP: 0.463, SLG: 0.468 | | | | | | | | | 1 | 1 | 0 | 0 | 3 | 1 | 0 | | | | | | | |
| 13 Starlin Castro, R (1.6) OBP: 0.422, SLG: 0.500 | | | | | | | | | 4 | 1 | 1 | 2 | 0 | 1 | 4 | | | | | | | |
| 52 Carlos Silva, R (1.1) OBP: 0.176, SLG: 0.193 | | | | | | | | | 3 | 0 | 0 | 0 | 0 | 1 | 4 | | | | | | | |
| 33 Esmelin Canadad, R (7.1) ERA: 3.12 | | | | | | | | | | 0 | 0 | 0 | 0 | 0 | 0 | 0 | | | | | | |
| 40 James Russell, L (7.1) ERA: 2.77 | | | | | | | | | | 0 | 0 | 0 | 0 | 0 | 0 | 0 | | | | | | |
| 45 Sean Marshall, L (8.1) ERA: 2.11 | | | | | | | | | | 0 | 0 | 0 | 0 | 0 | 0 | 0 | | | | | | |
| 12 Alfonso Soriano, R (8. PH) OBP: 0.322, SLG: 0.608 | | | | | | | | | | 1 | 0 | 0 | 0 | 0 | 1 | 2 | | | | | | |
| 38 Carlos Zambrano, S (9.1) ERA: 0.63 | | | | | | | | | | 0 | 0 | 0 | 0 | 0 | 0 | 0 | | | | | | |
| Inning Stats | R: 0 E: 0 K: 2 S: 11 | H: 1 LOB: 3 BB: 2 P: 25 | R: 0 E: 0 K: 1 S: 7 | H: 0 LOB: 0 BB: 0 P: 11 | R: 0 E: 0 K: 1 S: 6 | H: 0 LOB: 0 BB: 0 P: 8 | R: 3 E: 0 K: 1 S: 18 | H: 3 LOB: 2 BB: 2 P: 35 | R: 0 E: 0 K: 0 S: 7 | H: 0 LOB: 0 BB: 0 P: 11 | R: 0 E: 0 K: 2 S: 10 | H: 1 LOB: 2 BB: 1 P: 18 | R: 0 E: 0 K: 1 S: 11 | H: 1 LOB: 1 BB: 0 P: 13 | R: 3 E: 0 K: 2 S: 24 | H: 3 LOB: 1 BB: 1 P: 35 | 1B: 8 2B: 1 3B: 0 HR: 0 | SF: 0 SAC: 0 DP: 0 HBP: 0 | WP: 1 PB: 0 SB: 2 CS: 0 | PA: 39 | | |
| PITCHER | IP WLS BF H R ER SO BB IBB HBP BLK WP HR S P ERA WHIP | 5.2 L 27 5 3 3 6 5 0 0 0 0 0 0 4 7 0.00 0.000 | 0.1 1 0 0 0 1 0 0 0 0 0 0 0 4 7 0.00 0.000 | 1.1 8 3 3 2 1 0 0 0 0 1 0 27 36 20.25 3.000 | 0.2 3 1 0 0 1 0 0 0 0 0 0 8 12 0.00 1.500 | | | | | | | | | | | | | | | | | |

| | |
|-----|----|
| AB | 33 |
| R | 6 |
| H | 9 |
| RBI | 6 |
| BB | 6 |
| SO | 10 |
| LOB | 26 |



| Batter | 1 | 2 | 3 | 4 | 5 | 6 | 7 | 8 | 9 | AB | R | H | RBI | BB | SO | LOB | TOP | | | | | |
|---|-------------------------------|----------------------------------|-------------------------------|----------------------------------|-------------------------------|----------------------------------|-------------------------------|----------------------------------|------------------------------|----------------------------------|------------------------------|----------------------------------|-------------------------------|----------------------------------|------------------------------|---------------------------------|--|----------------------------------|----------------------------------|--------------------------|----------------------------------|--------|
| 2 Ryan Theriot, R OBP: 0.347, SLG: 0.354 | | | | | | | | | | 4 | 1 | 1 | 0 | 0 | 0 | 0 | Chicago Cubs @ Philadelphia Phillies Citizens Bank Park, Philadelphia, PA Wed May 19 2010, 7:07 PM - 9:57 PM EDT Att: 45,140 - Cloudy - 64 F | | | | | |
| 13 Starlin Castro, R OBP: 0.429, SLG: 0.500 | | | | | | | | | | 4 | 0 | 2 | 1 | 0 | 1 | 0 | | | | | | |
| 25 Derrek Lee, R OBP: 0.331, SLG: 0.342 | | | | | | | | | | 2 | 1 | 0 | 0 | 2 | 0 | 1 | | | | | | |
| 24 Marlon Byrd, R OBP: 0.365, SLG: 0.571 | | | | | | | | | | 3 | 1 | 0 | 0 | 0 | 0 | 1 | | | | | | |
| 16 Aramis Ramirez, R OBP: 0.234, SLG: 0.280 | | | | | | | | | | 4 | 0 | 0 | 0 | 0 | 2 | 2 | | | | | | |
| 12 Alfonso Soriano, R OBP: 0.376, SLG: 0.609 | | | | | | | | | | 3 | 1 | 1 | 0 | 1 | 1 | 0 | | | | | | |
| 1 Kosuke Fukudome, L OBP: 0.410, SLG: 0.536 | | | | | | | | | | 0 | 0 | 0 | 0 | 0 | 0 | 0 | | | | | | |
| 28 Jeff Baker, R OBP: 0.323, SLG: 0.382 | | | | | | | | | | 3 | 0 | 1 | 1 | 0 | 2 | 0 | | | | | | |
| 21 Tyler Colvin, L OBP: 0.362, SLG: 0.574 | | | | | | | | | | 1 | 0 | 0 | 0 | 0 | 1 | 3 | | | | | | |
| 18 Geovany Soto, R OBP: 0.452, SLG: 0.454 | | | | | | | | | | 3 | 0 | 0 | 0 | 0 | 1 | 1 | | | | | | |
| 43 John Grabow, L OBP: 0.279 | | | | | | | | | | 0 | 0 | 0 | 0 | 0 | 0 | 0 | | | | | | |
| 38 Carlos Zambrano, S OBP: 0.323, SLG: 0.327 | | | | | | | | | | 0 | 0 | 0 | 0 | 0 | 0 | 0 | | | | | | |
| 22 Xavier Nady, R OBP: 0.231, SLG: 0.133 | | | | | | | | | | 1 | 0 | 1 | 2 | 0 | 0 | 0 | | | | | | |
| 49 Carlos Marmol, R OBP: 0.235, SLG: 0.273 | | | | | | | | | | 0 | 0 | 0 | 0 | 0 | 0 | 0 | | | | | | |
| 32 Tom Gorzelanny, R OBP: 0.133, SLG: 0.133 | | | | | | | | | | 2 | 0 | 0 | 0 | 0 | 1 | 0 | | | | | | |
| 55 Koyie Hill, S OBP: 0.235, SLG: 0.273 | | | | | | | | | | 2 | 0 | 0 | 0 | 0 | 2 | 2 | | | | | | |
| Inning Stats | R: 0 E: 0 K: 0 S: 12 | H: 0 LOB: 1 BB: 1 P: 21 | R: 0 E: 0 K: 1 S: 11 | H: 0 LOB: 0 BB: 0 P: 16 | R: 1 E: 0 K: 2 S: 11 | H: 2 LOB: 1 BB: 0 P: 16 | R: 0 E: 0 K: 2 S: 11 | H: 0 LOB: 0 BB: 0 P: 17 | R: 0 E: 0 K: 1 S: 9 | H: 0 LOB: 0 BB: 0 P: 14 | R: 0 E: 0 K: 1 S: 7 | H: 0 LOB: 0 BB: 0 P: 10 | R: 1 E: 0 K: 0 S: 10 | H: 2 LOB: 1 BB: 0 P: 15 | R: 0 E: 0 K: 1 S: 6 | H: 1 LOB: 0 BB: 0 P: 9 | R: 2 E: 0 K: 3 S: 17 | H: 1 LOB: 2 BB: 2 P: 31 | 1B: 5 2B: 1 3B: 0 HR: 0 | SF: 0 DP: 0 HBP: 1 | WP: 0 PB: 0 SB: 1 CS: 0 | PA: 37 |
| PITCHER | IP | WLS | BF | H | R | ER | SO | BB | IBB | HBP | BLK | WP | HR | S | P | ERA | WHIP | | | | | |
| 50 Jamie Moyer, L ERA: 4.3 | 7.0 | L | 26 | 4 | 2 | 2 | 7 | 1 | 0 | 0 | 0 | 0 | 0 | 71 | 109 | 2.57 | 0.714 | | | | | |
| 37 Chad Durbin, R ERA: 2.79 | 1.1 | | 7 | 1 | 2 | 2 | 2 | 2 | 0 | 1 | 0 | 0 | 0 | 15 | 28 | 13.50 | 2.250 | | | | | |
| 16 J.C. Romero, L ERA: 3.6 | 0.2 | | 3 | 1 | 0 | 0 | 2 | 0 | 0 | 0 | 0 | 0 | 0 | 8 | 12 | 0.00 | 1.500 | | | | | |

Chicago Cubs @ Philadelphia Phillies
 Citizens Bank Park, Philadelphia, PA
 Wed May 19 2010, 7:07 PM - 9:57 PM EDT
 Att: 45,140 - Cloudy - 64 F

AB 32
 R 4
 H 6
 RBI 4
 BB 3
 SO 11
 LOB 10



| Batter | 1 | 2 | 3 | 4 | 5 | 6 | 7 | 8 | 9 | AB | R | H | RBI | BB | SO | LOB | BOTTOM | | | | | |
|---|------------------------------|---------------------------------|-------------------------------|----------------------------------|------------------------------|---------------------------------|-------------------------------|----------------------------------|-------------------------------|----------------------------------|-------------------------------|----------------------------------|------------------------------|----------------------------------|------------------------------|----------------------------------|--|----------------------------------|----------------------------------|--------------------------|----------------------------------|--------|
| 8 Shane Victorino, S OBP: 0.315, SLG: 0.500 | | | | | | | | | | 4 | 0 | 0 | 0 | 1 | 1 | 2 | Chicago Cubs @ Philadelphia Phillies Citizens Bank Park, Philadelphia, PA Wed May 19 2010, 7:07 PM - 9:57 PM EDT Att: 45,140 - Cloudy - 64 F | | | | | |
| 27 Placido Polanco, R OBP: 0.335, SLG: 0.456 | | | | | | | | | | 4 | 1 | 1 | 0 | 0 | 0 | 1 | | | | | | |
| 26 Chase Utley, L OBP: 0.423, SLG: 0.572 | | | | | | | | | | 3 | 0 | 1 | 0 | 1 | 0 | 0 | | | | | | |
| 6 Ryan Howard, L OBP: 0.352, SLG: 0.491 | | | | | | | | | | 4 | 0 | 1 | 1 | 0 | 1 | 3 | | | | | | |
| 28 Jayson Werth, R OBP: 0.406, SLG: 0.638 | | | | | | | | | | 4 | 0 | 0 | 0 | 0 | 2 | 4 | | | | | | |
| 11 Jimmy Rollins, S OBP: 0.455, SLG: 0.600 | | | | | | | | | | 4 | 0 | 1 | 0 | 0 | 1 | 0 | | | | | | |
| 29 Raul Ibanez, L OBP: 0.344, SLG: 0.397 | | | | | | | | | | 3 | 0 | 1 | 0 | 1 | 0 | 2 | | | | | | |
| Carlos Ruiz, R OBP: 0.458, SLG: 0.441 | | | | | | | | | | 2 | 0 | 0 | 0 | 0 | 0 | 1 | | | | | | |
| 50 Jamie Moyer, L OBP: 0.250, SLG: 0.143 | | | | | | | | | | 2 | 0 | 0 | 0 | 0 | 1 | 3 | | | | | | |
| 10 Ben Francisco, R OBP: 0.231, SLG: 0.208 | | | | | | | | | | 1 | 0 | 0 | 0 | 0 | 1 | 1 | | | | | | |
| 37 Chad Durbin, R ERA: 2.79 | | | | | | | | | | 0 | 0 | 0 | 0 | 0 | 0 | 0 | | | | | | |
| 16 J.C. Romero, S ERA: 3.6 | | | | | | | | | | 0 | 0 | 0 | 0 | 0 | 0 | 0 | | | | | | |
| 3 Ross Gload, L OBP: 0.240, SLG: 0.360 | | | | | | | | | | 1 | 0 | 0 | 0 | 0 | 1 | 2 | | | | | | |
| Inning Stats | R: 0 E: 0 K: 0 S: 7 | H: 0 LOB: 0 BB: 0 P: 8 | R: 0 E: 0 K: 2 S: 15 | H: 2 LOB: 3 BB: 0 P: 27 | R: 0 E: 0 K: 0 S: 5 | H: 0 LOB: 0 BB: 0 P: 6 | R: 0 E: 0 K: 2 S: 10 | H: 0 LOB: 0 BB: 0 P: 17 | R: 0 E: 0 K: 0 S: 13 | H: 0 LOB: 0 BB: 0 P: 18 | R: 0 E: 0 K: 1 S: 10 | H: 0 LOB: 2 BB: 2 P: 19 | R: 0 E: 0 K: 1 S: 8 | H: 1 LOB: 1 BB: 0 P: 11 | R: 1 E: 0 K: 0 S: 9 | H: 2 LOB: 1 BB: 0 P: 12 | R: 0 E: 0 K: 2 S: 12 | H: 0 LOB: 2 BB: 1 P: 28 | 1B: 4 2B: 1 3B: 0 HR: 0 | SF: 0 DP: 0 HBP: 2 | WP: 0 PB: 0 SB: 1 CS: 0 | PA: 37 |
| PITCHER | IP | WLS | BF | H | R | ER | SO | BB | IBB | HBP | BLK | WP | HR | S | P | ERA | WHIP | | | | | |
| 32 Tom Gorzelanny, L ERA: 3.09 | 6.2 | W | 26 | 3 | 0 | 0 | 5 | 2 | 0 | 1 | 0 | 0 | 0 | 65 | 102 | 0.00 | 0.750 | | | | | |
| 43 John Grabow, L ERA: 9.22 | 1.0 | H | 5 | 2 | 1 | 1 | 1 | 0 | 0 | 0 | 0 | 0 | 0 | 11 | 14 | 9.00 | 2.000 | | | | | |
| 38 Carlos Zambrano, R ERA: 6.75 | 0.1 | H | 1 | 0 | 0 | 0 | 0 | 0 | 0 | 0 | 0 | 0 | 0 | 1 | 2 | 0.00 | 0.000 | | | | | |
| 49 Carlos Marmol, R ERA: 1.31 | 1.0 | S | 5 | 0 | 0 | 0 | 2 | 1 | 0 | 1 | 0 | 0 | 0 | 12 | 28 | 0.00 | 1.000 | | | | | |

Chicago Cubs @ Philadelphia Phillies
 Citizens Bank Park, Philadelphia, PA
 Wed May 19 2010, 7:07 PM - 9:57 PM EDT
 Att: 45,140 - Cloudy - 64 F

AB 32
 R 1
 H 5
 RBI 1
 BB 3
 SO 8
 LOB 19



| Batter | 1 | 2 | 3 | 4 | 5 | 6 | 7 | 8 | 9 | AB | R | H | RBI | BB | SO | LOB | TOP | | | |
|--|---|---|---|---|---|---|---|---|---|---|---|---|---|---|---|---|---|---|---|---|
| 1 Kosuke Fukudome, L (1, 9) OBP: 0.399, SLG: 0.533 | | | | | | | | | | 4 | 0 | 0 | 0 | 1 | 1 | 2 | | | | |
| 2 Ryan Theriot, R (1, 4) OBP: 0.344, SLG: 0.351 | | | | | | | | | | 3 | 0 | 2 | 0 | 0 | 1 | 0 | | | | |
| 25 Derrek Lee, R (1, 3) OBP: 0.328, SLG: 0.352 | | | | | | | | | | 3 | 0 | 0 | 0 | 1 | 2 | 2 | | | | |
| 12 Alfonso Soriano, R (1, 7) OBP: 0.383, SLG: 0.604 | | | | | | | | | | 4 | 0 | 1 | 0 | 0 | 1 | 4 | | | | |
| 24 Marlon Byrd, R (1, 8) OBP: 0.346, SLG: 0.549 | | | | | | | | | | 4 | 0 | 1 | 0 | 0 | 1 | 3 | | | | |
| 17 Mike Fontenot, L (1, 5) OBP: 0.346, SLG: 0.396 | | | | | | | | | | 4 | 1 | 1 | 0 | 0 | 1 | 2 | | | | |
| 22 Xavier Nady, R (1, 10) OBP: 0.313, SLG: 0.316 | | | | | | | | | | 4 | 0 | 1 | 0 | 0 | 0 | 0 | | | | |
| 18 Geovany Soto, R (1, 2) OBP: 0.446, SLG: 0.440 | | | | | | | | | | 2 | 0 | 0 | 0 | 1 | 1 | 1 | | | | |
| 21 Tyler Colvin, L (9, PH) OBP: 0.356, SLG: 0.597 | | | | | | | | | | 1 | 0 | 1 | 0 | 0 | 0 | 0 | | | | |
| 13 Starlin Castro, R (1, 6) OBP: 0.421, SLG: 0.481 | | | | | | | | | | 4 | 0 | 1 | 0 | 0 | 0 | 2 | | | | |
| Inning Stats | R: 0 H: 0 E: 0 K: 2 S: 16 | H: 0 LOB: 2 BB: 2 P: 30 | R: 1 H: 3 E: 1 K: 0 S: 11 | H: 3 LOB: 1 BB: 0 P: 19 | R: 0 H: 1 E: 0 K: 1 S: 9 | H: 1 LOB: 1 BB: 0 P: 12 | R: 0 H: 0 E: 0 K: 0 S: 15 | H: 0 LOB: 1 BB: 1 P: 22 | R: 0 H: 1 E: 0 K: 1 S: 11 | H: 1 LOB: 0 BB: 0 P: 15 | R: 0 H: 0 E: 0 K: 0 S: 8 | H: 0 LOB: 0 BB: 0 P: 11 | R: 0 H: 0 E: 0 K: 2 S: 14 | H: 2 LOB: 2 BB: 0 P: 18 | R: 0 H: 1 E: 0 K: 0 S: 12 | H: 1 LOB: 1 BB: 0 P: 20 | 1B: 6 2B: 2 3B: 0 HR: 0 | SF: 0 SAC: 1 DP: 1 HBP: 0 | WP: 1 PB: 0 SB: 0 CS: 0 | PA: 37 |
| PITCHER | IP WLS BF H R ER SO BB IBB HBP BLK WP HR S P ERA WHIP | IP WLS BF H R ER SO BB IBB HBP BLK WP HR S P ERA WHIP | IP WLS BF H R ER SO BB IBB HBP BLK WP HR S P ERA WHIP | IP WLS BF H R ER SO BB IBB HBP BLK WP HR S P ERA WHIP | IP WLS BF H R ER SO BB IBB HBP BLK WP HR S P ERA WHIP | IP WLS BF H R ER SO BB IBB HBP BLK WP HR S P ERA WHIP | IP WLS BF H R ER SO BB IBB HBP BLK WP HR S P ERA WHIP | IP WLS BF H R ER SO BB IBB HBP BLK WP HR S P ERA WHIP | IP WLS BF H R ER SO BB IBB HBP BLK WP HR S P ERA WHIP | IP WLS BF H R ER SO BB IBB HBP BLK WP HR S P ERA WHIP | IP WLS BF H R ER SO BB IBB HBP BLK WP HR S P ERA WHIP | IP WLS BF H R ER SO BB IBB HBP BLK WP HR S P ERA WHIP | IP WLS BF H R ER SO BB IBB HBP BLK WP HR S P ERA WHIP | IP WLS BF H R ER SO BB IBB HBP BLK WP HR S P ERA WHIP | IP WLS BF H R ER SO BB IBB HBP BLK WP HR S P ERA WHIP | IP WLS BF H R ER SO BB IBB HBP BLK WP HR S P ERA WHIP | IP WLS BF H R ER SO BB IBB HBP BLK WP HR S P ERA WHIP | IP WLS BF H R ER SO BB IBB HBP BLK WP HR S P ERA WHIP | IP WLS BF H R ER SO BB IBB HBP BLK WP HR S P ERA WHIP | IP WLS BF H R ER SO BB IBB HBP BLK WP HR S P ERA WHIP |

Chicago Cubs @ Texas Rangers
Rangers Ballpark in Arlington, Arlington, TX
Fri May 21 2010, 8:09 PM - 10:50 PM EDT
Att: 38,943 - Partly Cloudy - 85 F

AB 33
R 1
H 8
RBI 0
BB 3
SO 8
LOB 16



| Batter | 1 | 2 | 3 | 4 | 5 | 6 | 7 | 8 | 9 | AB | R | H | RBI | BB | SO | LOB | BOTTOM | | | |
|---|---|---|---|---|---|---|---|---|---|---|---|---|---|---|---|---|---|---|---|---|
| 1 Elvis Andrus, R (1, 6) OBP: 0.420, SLG: 0.369 | | | | | | | | | | 4 | 0 | 1 | 0 | 0 | 1 | 0 | | | | |
| 10 Michael Young, R (1, 5) OBP: 0.379, SLG: 0.434 | | | | | | | | | | 3 | 0 | 2 | 0 | 1 | 0 | 0 | | | | |
| 5 Ian Kinsler, R (1, 4) OBP: 0.457, SLG: 0.446 | | | | | | | | | | 2 | 1 | 1 | 0 | 2 | 0 | 2 | | | | |
| 27 Vladimir Guerrero, R (1, 10) OBP: 0.369, SLG: 0.549 | | | | | | | | | | 4 | 1 | 1 | 1 | 0 | 0 | 4 | | | | |
| 32 Josh Hamilton, L (1, 8) OBP: 0.344, SLG: 0.515 | | | | | | | | | | 3 | 0 | 1 | 0 | 0 | 1 | 2 | | | | |
| 17 Nelson Cruz, R (1, 9) OBP: 0.404, SLG: 0.717 | | | | | | | | | | 4 | 0 | 1 | 1 | 0 | 0 | 1 | | | | |
| 7 David Murphy, L (1, 7) OBP: 0.252, SLG: 0.358 | | | | | | | | | | 4 | 0 | 0 | 0 | 0 | 0 | 2 | | | | |
| 12 Justin Smoak, S (1, 3) OBP: 0.299, SLG: 0.344 | | | | | | | | | | 3 | 0 | 0 | 0 | 0 | 1 | 1 | | | | |
| 51 Max Ramirez, R (1, 2) OBP: 0.406, SLG: 0.577 | | | | | | | | | | 3 | 0 | 0 | 0 | 0 | 1 | 0 | | | | |
| 15 Matt Treanor, R (9, 2) OBP: 0.287, SLG: 0.298 | | | | | | | | | | 0 | 0 | 0 | 0 | 0 | 0 | 0 | | | | |
| Inning Stats | R: 0 H: 1 E: 0 K: 1 S: 19 | H: 0 LOB: 2 BB: 1 P: 34 | R: 0 H: 0 E: 0 K: 1 S: 7 | H: 0 LOB: 0 BB: 0 P: 10 | R: 0 H: 0 E: 0 K: 2 S: 7 | H: 0 LOB: 0 BB: 0 P: 9 | R: 2 H: 3 E: 1 K: 0 S: 18 | H: 3 LOB: 1 BB: 0 P: 22 | R: 0 H: 1 E: 0 K: 0 S: 14 | H: 1 LOB: 2 BB: 1 P: 19 | R: 0 H: 0 E: 0 K: 0 S: 5 | H: 0 LOB: 0 BB: 0 P: 6 | R: 0 H: 1 E: 0 K: 0 S: 8 | H: 1 LOB: 1 BB: 0 P: 13 | R: 0 H: 1 E: 0 K: 0 S: 9 | H: 1 LOB: 1 BB: 0 P: 11 | 1B: 4 2B: 3 3B: 0 HR: 0 | SF: 0 SAC: 1 DP: 0 HBP: 0 | WP: 0 PB: 0 SB: 3 CS: 0 | PA: 34 |
| PITCHER | IP WLS BF H R ER SO BB IBB HBP BLK WP HR S P ERA WHIP | IP WLS BF H R ER SO BB IBB HBP BLK WP HR S P ERA WHIP | IP WLS BF H R ER SO BB IBB HBP BLK WP HR S P ERA WHIP | IP WLS BF H R ER SO BB IBB HBP BLK WP HR S P ERA WHIP | IP WLS BF H R ER SO BB IBB HBP BLK WP HR S P ERA WHIP | IP WLS BF H R ER SO BB IBB HBP BLK WP HR S P ERA WHIP | IP WLS BF H R ER SO BB IBB HBP BLK WP HR S P ERA WHIP | IP WLS BF H R ER SO BB IBB HBP BLK WP HR S P ERA WHIP | IP WLS BF H R ER SO BB IBB HBP BLK WP HR S P ERA WHIP | IP WLS BF H R ER SO BB IBB HBP BLK WP HR S P ERA WHIP | IP WLS BF H R ER SO BB IBB HBP BLK WP HR S P ERA WHIP | IP WLS BF H R ER SO BB IBB HBP BLK WP HR S P ERA WHIP | IP WLS BF H R ER SO BB IBB HBP BLK WP HR S P ERA WHIP | IP WLS BF H R ER SO BB IBB HBP BLK WP HR S P ERA WHIP | IP WLS BF H R ER SO BB IBB HBP BLK WP HR S P ERA WHIP | IP WLS BF H R ER SO BB IBB HBP BLK WP HR S P ERA WHIP | IP WLS BF H R ER SO BB IBB HBP BLK WP HR S P ERA WHIP | IP WLS BF H R ER SO BB IBB HBP BLK WP HR S P ERA WHIP | IP WLS BF H R ER SO BB IBB HBP BLK WP HR S P ERA WHIP | IP WLS BF H R ER SO BB IBB HBP BLK WP HR S P ERA WHIP |

Chicago Cubs @ Texas Rangers
Rangers Ballpark in Arlington, Arlington, TX
Fri May 21 2010, 8:09 PM - 10:50 PM EDT
Att: 38,943 - Partly Cloudy - 85 F

AB 30
R 2
H 7
RBI 2
BB 3
SO 4
LOB 12



| Batter | 1 | 2 | 3 | 4 | 5 | 6 | 7 | 8 | 9 | 10 | AB | R | H | RBI | BB | SO | LOB | TOP |
|---|--|----------------------------------|-------------------------------|----------------------------------|------------------------------------|----------------------------------|-------------------------------|--|-----------------------------------|---------------------------------|------------------------------|---------------------------------|-------------------------------|----------------------------------|----------------------------------|------------------------------------|----------------------------------|--------|
| 2 Ryan Theriot, R OBP: 0.335, SLG: 0.341 | G6-3 | | F7 | | F9 | | | FC2-6 | | G4-3 | 5 | 0 | 0 | 0 | 0 | 0 | 4 | |
| 13 Starlin Castro, R OBP: 0.419, SLG: 0.518 | G6-3 | | HR | | G4-3 | | | K | | IBB | 4 | 1 | 1 | 1 | 1 | 1 | 2 | |
| 25 Derrek Lee, R OBP: 0.320, SLG: 0.341 | G6-3 | | K | | K | | | G5-3 | | FC5-4 | 5 | 0 | 0 | 1 | 0 | 1 | 3 | |
| 24 Marlon Byrd, R OBP: 0.350, SLG: 0.536 | | E3 | G6-3 | | F9 | | | P3 | | BB | 4 | 1 | 0 | 0 | 1 | 0 | 0 | |
| 16 Aramis Ramirez, R OBP: 0.225, SLG: 0.269 | | P3 | | | K | | | K | | K | 5 | 0 | 0 | 0 | 0 | 4 | 4 | |
| 12 Alfonso Soriano, R OBP: 0.379, SLG: 0.616 | | | | | P4 | | | F8 | | | 4 | 1 | 1 | 2 | 0 | 1 | 0 | |
| 55 Koyie Hill, S OBP: 0.222, SLG: 0.257 | | | | | | | | | | | 0 | 0 | 0 | 0 | 0 | 0 | 0 | |
| 22 Xavier Nady, R OBP: 0.329, SLG: 0.333 | | | | | | | | | | | | | | | | | | |
| 21 Tyler Colvin, L OBP: 0.375, SLG: 0.619 | | | | | | | | | | | | | | | | | | |
| 18 Geovany Soto, R OBP: 0.436, SLG: 0.427 | | | | | | | | | | | | | | | | | | |
| 1 Kosuke Fukudome, (10, PH) OBP: 0.403, SLG: 0.537 | | | | | | | | | | | | | | | | | | |
| 28 Jeff Baker, R OBP: 0.302, SLG: 0.414 | | | | | | | | | | | | | | | | | | |
| 17 Mike Fontenot, L OBP: 0.352, SLG: 0.402 | | | | | | | | | | | | | | | | | | |
| Inning Stats | R: 0 E: 0 K: 0 S: 11 | H: 0 LOB: 0 BB: 0 P: 17 | R: 2 E: 2 K: 1 S: 14 | H: 2 LOB: 1 BB: 0 P: 21 | R: 1 E: 0 K: 1 S: 10 | H: 1 LOB: 0 BB: 0 P: 15 | R: 0 E: 0 K: 2 S: 10 | H: 0 LOB: 0 BB: 0 P: 17 | R: 0 E: 0 K: 0 S: 4 | H: 1 LOB: 0 BB: 0 P: 8 | R: 0 E: 0 K: 2 S: 7 | H: 0 LOB: 0 BB: 0 P: 8 | R: 2 E: 0 K: 1 S: 16 | H: 3 LOB: 3 BB: 2 P: 31 | 1B: 5 2B: 2 3B: 0 HR: 2 | SF: 0 SAC: 0 DP: 1 HBP: 0 | WP: 0 PB: 0 SB: 1 CS: 0 | PA: 41 |
| PITCHER | IP WLS BF H R ER SO ERA WHIP | 45 Derek Holland, L ERA: 2.6 | 49 Chris Ray, R ERA: 2.75 | 28 Darren Oliver, L ERA: 1.59 | 50 Frank Francisco, R ERA: 4.58 | 56 Darren O'Day, R ERA: 1.93 | PITCHER | IP WLS BF H R ER SO ERA WHIP | 57 Dustin Nippert, R ERA: 5.11 | | | | | | | | | |

Chicago Cubs @ Texas Rangers
Rangers Ballpark in Arlington, Arlington, TX
Sat May 22 2010, 7:12 PM - 10:23 PM EDT
Att. 46,180 - Cloudy - 87 F

| | |
|-----|----|
| AB | 39 |
| R | 5 |
| H | 9 |
| RBI | 5 |
| BB | 2 |
| SO | 9 |
| LOB | 16 |



| Batter | 1 | 2 | 3 | 4 | 5 | 6 | 7 | 8 | 9 | 10 | AB | R | H | RBI | BB | SO | LOB | BOTTOM | | | | |
|---|--|----------------------------------|----------------------------------|----------------------------------|------------------------------|--|-----------------------------------|----------------------------------|------------------------------|----------------------------------|------------------------------|----------------------------------|------------------------------|---------------------------------|------------------------------|----------------------------------|-------------------------------|----------------------------------|----------------------------------|------------------------------------|----------------------------------|--------|
| 1 Elvis Andrus, R OBP: 0.408, SLG: 0.357 | G4-3 | | L3 | | G6-3 | | | G3-1 | | FC6-4 | 5 | 1 | 0 | 0 | 0 | 0 | 2 | | | | | |
| 10 Michael Young, R OBP: 0.375, SLG: 0.427 | K | | G4-3 | | L9 | | | 1B | | K | 5 | 0 | 1 | 0 | 0 | 2 | 1 | | | | | |
| 5 Ian Kinsler, R OBP: 0.443, SLG: 0.430 | G4-3 | | | | G3-1 | | | F8 | | 1B | 5 | 0 | 1 | 1 | 0 | 1 | 1 | | | | | |
| 27 Vladimir Guerrero, R OBP: 0.376, SLG: 0.563 | | 1B | | | HR | | | K | | K | 5 | 2 | 2 | 1 | 0 | 1 | 1 | | | | | |
| 32 Josh Hamilton, L OBP: 0.348, SLG: 0.521 | | 1B | | | G3 | | | L9 | | | 4 | 0 | 2 | 0 | 0 | 0 | 0 | | | | | |
| 17 Nelson Cruz, R OBP: 0.416, SLG: 0.747 | | 1B | | | HR | | | L3 | | IBB | 3 | 1 | 2 | 2 | 1 | 0 | 0 | | | | | |
| 12 Justin Smoak, S OBP: 0.297, SLG: 0.333 | | K | | | BB | | | K | | L8 | 3 | 0 | 0 | 0 | 1 | 2 | 4 | | | | | |
| 51 Max Ramirez, R OBP: 0.371, SLG: 0.517 | | | | | K | | | G6-3 | | | 3 | 0 | 0 | 0 | 0 | 1 | 3 | | | | | |
| 15 Matt Treanor, R OBP: 0.284, SLG: 0.294 | | G6-4-3 | | | K | | | | | | 1 | 0 | 0 | 0 | 0 | 1 | 2 | | | | | |
| 20 Julio Borbon, L OBP: 0.248, SLG: 0.270 | | | | | B1-3 | | | G4-3 | | | 3 | 0 | 1 | 0 | 0 | 0 | 0 | | | | | |
| 7 David Murphy, L OBP: 0.259, SLG: 0.358 | | | | | | | | | | BB | 0 | 0 | 0 | 0 | 1 | 0 | 0 | | | | | |
| Inning Stats | R: 0 E: 0 K: 1 S: 9 | H: 0 LOB: 0 BB: 0 P: 12 | R: 1 E: 0 K: 1 S: 10 | H: 3 LOB: 1 BB: 0 P: 15 | R: 0 E: 0 K: 0 S: 7 | H: 1 LOB: 0 BB: 0 P: 9 | R: 2 E: 0 K: 1 S: 14 | H: 2 LOB: 1 BB: 1 P: 21 | R: 0 E: 0 K: 0 S: 6 | H: 0 LOB: 0 BB: 0 P: 11 | R: 0 E: 0 K: 1 S: 9 | H: 0 LOB: 0 BB: 0 P: 13 | R: 0 E: 0 K: 1 S: 6 | H: 0 LOB: 0 BB: 0 P: 8 | R: 0 E: 0 K: 1 S: 7 | H: 1 LOB: 2 BB: 1 P: 13 | R: 1 E: 0 K: 1 S: 15 | H: 1 LOB: 1 BB: 1 P: 22 | 1B: 6 2B: 2 3B: 0 HR: 2 | SF: 0 SAC: 0 DP: 2 HBP: 0 | WP: 0 PB: 0 SB: 0 CS: 0 | PA: 40 |
| PITCHER | IP WLS BF H R ER SO ERA WHIP | 36 Randy Wells, R ERA: 3.99 | 45 Sean Marshall, L ERA: 2.05 | 49 Carlos Marmol, R ERA: 1.66 | PITCHER | IP WLS BF H R ER SO ERA WHIP | 57 Dustin Nippert, R ERA: 5.11 | | | | | | | | | | | | | | | |

Chicago Cubs @ Texas Rangers
Rangers Ballpark in Arlington, Arlington, TX
Sat May 22 2010, 7:12 PM - 10:23 PM EDT
Att. 46,180 - Cloudy - 87 F

| | |
|-----|----|
| AB | 37 |
| R | 4 |
| H | 9 |
| RBI | 4 |
| BB | 3 |
| SO | 8 |
| LOB | 14 |



| Batter | 1 | 2 | 3 | 4 | 5 | 6 | 7 | 8 | 9 | AB | R | H | RBI | BB | SO | LOB | TOP | | | | | | | |
|---|---|---|---|---|---|---|---|---|---|---|---|---|---|---|---|---|---|---|---|---|---|---|---|--|
| 2 Ryan Theriot, R OBP: 0.332, SLG: 0.337 | | | | | | | | | | 5 | 1 | 1 | 0 | 0 | 1 | 2 | | | | | | | | |
| 13 Starlin Castro, R OBP: 0.409, SLG: 0.500 | | | | | | | | | | 4 | 1 | 1 | 0 | 0 | 0 | 0 | | | | | | | | |
| 25 Derrek Lee, R OBP: 0.348, SLG: 0.341 | | | | | | | | | | 3 | 1 | 1 | 1 | 1 | 0 | 0 | | | | | | | | |
| 24 Marlon Byrd, R OBP: 0.348, SLG: 0.526 | | | | | | | | | | 3 | 0 | 0 | 1 | 1 | 0 | 2 | | | | | | | | |
| 12 Alfonso Soriano, R OBP: 0.389, SLG: 0.638 | | | | | | | | | | 3 | 1 | 2 | 2 | 1 | 1 | 0 | | | | | | | | |
| 49 Carlos Marmol, R | | | | | | | | | | 0 | 0 | 0 | 0 | 0 | 0 | 0 | | | | | | | | |
| 22 Xavier Nady, R OBP: 0.328, SLG: 0.333 | | | | | | | | | | 3 | 1 | 1 | 0 | 0 | 0 | 2 | | | | | | | | |
| 21 Tyler Colvin, L OBP: 0.370, SLG: 0.609 | | | | | | | | | | 1 | 0 | 0 | 0 | 0 | 1 | 0 | | | | | | | | |
| 28 Jeff Baker, R OBP: 0.284, SLG: 0.387 | | | | | | | | | | 4 | 0 | 0 | 0 | 0 | 2 | 2 | | | | | | | | |
| 18 Geovany Soto, R OBP: 0.426, SLG: 0.415 | | | | | | | | | | 3 | 0 | 0 | 0 | 0 | 2 | 2 | | | | | | | | |
| 1 Kosuke Fukudome, L (9, PH) | | | | | | | | | | 1 | 0 | 0 | 0 | 0 | 0 | 0 | | | | | | | | |
| 55 Koyie Hill, S OBP: 0.225, SLG: 0.256 | | | | | | | | | | 4 | 0 | 1 | 1 | 0 | 2 | 0 | | | | | | | | |
| Inning Stats | R: 4 H: 4 E: 1 K: 1 S: 18 | H: 4 LOB: 0 BB: 0 P: 23 | R: 0 H: 0 E: 0 K: 1 S: 12 | H: 0 LOB: 0 BB: 0 P: 19 | R: 0 H: 1 E: 0 K: 0 S: 8 | H: 1 LOB: 2 BB: 1 P: 18 | R: 0 H: 0 E: 0 K: 2 S: 7 | H: 0 LOB: 0 BB: 0 P: 12 | R: 0 H: 0 E: 0 K: 1 S: 9 | H: 0 LOB: 1 BB: 1 P: 16 | R: 1 H: 2 E: 0 K: 0 S: 15 | H: 2 LOB: 2 BB: 1 P: 24 | R: 0 H: 0 E: 0 K: 0 S: 6 | H: 0 LOB: 0 BB: 0 P: 9 | R: 0 H: 0 E: 0 K: 3 S: 14 | H: 0 LOB: 0 BB: 0 P: 19 | R: 0 H: 0 E: 0 K: 1 S: 7 | H: 0 LOB: 0 BB: 0 P: 12 | 1B: 6 2B: 0 3B: 0 HR: 1 | SF: 0 SAC: 0 DP: 0 HBP: 0 | WP: 0 PB: 0 SB: 0 CS: 0 | PA: 37 | | |
| PITCHER | IP WLS BF H R ER SO BB IBB HBP BLK WP HR S P ERA WHIP | IP WLS BF H R ER SO BB IBB HBP BLK WP HR S P ERA WHIP | IP WLS BF H R ER SO BB IBB HBP BLK WP HR S P ERA WHIP | IP WLS BF H R ER SO BB IBB HBP BLK WP HR S P ERA WHIP | IP WLS BF H R ER SO BB IBB HBP BLK WP HR S P ERA WHIP | IP WLS BF H R ER SO BB IBB HBP BLK WP HR S P ERA WHIP | IP WLS BF H R ER SO BB IBB HBP BLK WP HR S P ERA WHIP | IP WLS BF H R ER SO BB IBB HBP BLK WP HR S P ERA WHIP | IP WLS BF H R ER SO BB IBB HBP BLK WP HR S P ERA WHIP | IP WLS BF H R ER SO BB IBB HBP BLK WP HR S P ERA WHIP | IP WLS BF H R ER SO BB IBB HBP BLK WP HR S P ERA WHIP | IP WLS BF H R ER SO BB IBB HBP BLK WP HR S P ERA WHIP | IP WLS BF H R ER SO BB IBB HBP BLK WP HR S P ERA WHIP | IP WLS BF H R ER SO BB IBB HBP BLK WP HR S P ERA WHIP | IP WLS BF H R ER SO BB IBB HBP BLK WP HR S P ERA WHIP | IP WLS BF H R ER SO BB IBB HBP BLK WP HR S P ERA WHIP | IP WLS BF H R ER SO BB IBB HBP BLK WP HR S P ERA WHIP | IP WLS BF H R ER SO BB IBB HBP BLK WP HR S P ERA WHIP | IP WLS BF H R ER SO BB IBB HBP BLK WP HR S P ERA WHIP | IP WLS BF H R ER SO BB IBB HBP BLK WP HR S P ERA WHIP | IP WLS BF H R ER SO BB IBB HBP BLK WP HR S P ERA WHIP | IP WLS BF H R ER SO BB IBB HBP BLK WP HR S P ERA WHIP | IP WLS BF H R ER SO BB IBB HBP BLK WP HR S P ERA WHIP | |
| 36 C.J. Wilson, L ERA: 3.07 | 5.2 L | 27 7 | 5 5 | 5 5 | 3 0 | 0 0 | 0 0 | 0 0 | 0 0 | 0 0 | 0 9 | 13 13 | 0.00 0.00 | 0.00 0.00 | | | | | | | | | | |
| 49 Chris Ray, R ERA: 2.57 | 1.1 4 | 0 0 | 0 0 | 0 0 | 0 0 | 0 0 | 0 0 | 0 0 | 0 0 | 0 0 | 0 14 | 19 19 | 0.00 0.00 | 0.00 0.00 | | | | | | | | | | |
| 50 Frank Francisco, R ERA: 4.35 | 1.0 3 | 0 0 | 0 0 | 0 0 | 0 0 | 0 0 | 0 0 | 0 0 | 0 0 | 0 0 | 0 7 | 12 12 | 0.00 0.00 | 0.00 0.00 | | | | | | | | | | |
| 30 Neftali Feliz, R ERA: 3.09 | 1.0 3 | 0 0 | 0 0 | 0 0 | 0 0 | 0 0 | 0 0 | 0 0 | 0 0 | 0 0 | 0 7 | 12 12 | 0.00 0.00 | 0.00 0.00 | | | | | | | | | | |

Chicago Cubs @ Texas Rangers
Rangers Ballpark in Arlington, Arlington, TX
Sun May 23 2010, 2:06 PM - 5:09 PM EDT
Att: 37,777 - Partly Cloudy - 88 F

AB 34
R 5
H 7
RBI 5
BB 3
SO 9
LOB 10



| Batter | 1 | 2 | 3 | 4 | 5 | 6 | 7 | 8 | 9 | AB | R | H | RBI | BB | SO | LOB | BOTTOM | | | | | | |
|---|---|---|---|---|---|---|---|---|---|---|---|---|---|---|---|---|---|---|---|---|---|---|---|
| 1 Elvis Andrus, R OBP: 0.408, SLG: 0.354 | | | | | | | | | | 4 | 1 | 1 | 0 | 1 | 2 | 0 | | | | | | | |
| 10 Michael Young, R OBP: 0.376, SLG: 0.448 | | | | | | | | | | 5 | 1 | 2 | 3 | 0 | 1 | 0 | | | | | | | |
| 5 Ian Kinsler, R OBP: 0.441, SLG: 0.422 | | | | | | | | | | 4 | 0 | 1 | 0 | 1 | 0 | 2 | | | | | | | |
| 27 Vladimir Guerrero, R OBP: 0.371, SLG: 0.556 | | | | | | | | | | 4 | 0 | 1 | 0 | 1 | 1 | 1 | | | | | | | |
| 32 Josh Hamilton, L OBP: 0.346, SLG: 0.514 | | | | | | | | | | 4 | 0 | 1 | 0 | 0 | 0 | 5 | | | | | | | |
| 17 Nelson Cruz, R OBP: 0.418, SLG: 0.735 | | | | | | | | | | 3 | 1 | 1 | 0 | 1 | 0 | 1 | | | | | | | |
| 12 Justin Smoak, S OBP: 0.287, SLG: 0.320 | | | | | | | | | | 4 | 0 | 0 | 0 | 0 | 1 | 3 | | | | | | | |
| 15 Matt Treanor, R OBP: 0.283, SLG: 0.284 | | | | | | | | | | 3 | 0 | 0 | 0 | 1 | 0 | 2 | | | | | | | |
| 14 Joaquin Arias, R OBP: 0.316, SLG: 0.357 | | | | | | | | | | 0 | 0 | 0 | 0 | 0 | 0 | 0 | | | | | | | |
| 51 Max Ramirez, R OBP: 0.371, SLG: 0.517 | | | | | | | | | | 0 | 0 | 0 | 0 | 0 | 0 | 0 | | | | | | | |
| 20 Julio Borbon, L OBP: 0.258, SLG: 0.280 | | | | | | | | | | 3 | 1 | 2 | 1 | 0 | 0 | 1 | | | | | | | |
| 7 David Murphy, L (8, PH) | | | | | | | | | | 1 | 0 | 0 | 0 | 0 | 1 | 1 | | | | | | | |
| Inning Stats | R: 0 H: 2 E: 0 K: 1 S: 13 | H: 1 LOB: 1 BB: 0 P: 13 | R: 2 H: 2 E: 0 K: 0 S: 12 | H: 2 LOB: 0 BB: 0 P: 18 | R: 1 H: 1 E: 0 K: 0 S: 10 | H: 1 LOB: 0 BB: 1 P: 20 | R: 0 H: 0 E: 0 K: 0 S: 5 | H: 0 LOB: 0 BB: 0 P: 7 | R: 0 H: 1 E: 0 K: 0 S: 8 | H: 1 LOB: 1 BB: 0 P: 13 | R: 1 H: 2 E: 0 K: 0 S: 12 | H: 2 LOB: 3 BB: 2 P: 26 | R: 0 H: 0 E: 0 K: 2 S: 16 | H: 0 LOB: 1 BB: 1 P: 25 | R: 0 H: 0 E: 0 K: 3 S: 12 | H: 0 LOB: 1 BB: 1 P: 21 | 1B: 7 2B: 1 3B: 0 HR: 1 | SF: 0 SAC: 0 DP: 0 HBP: 0 | WP: 0 PB: 0 SB: 1 CS: 1 | PA: 41 | | | |
| PITCHER | IP WLS BF H R ER SO BB IBB HBP BLK WP HR S P ERA WHIP | IP WLS BF H R ER SO BB IBB HBP BLK WP HR S P ERA WHIP | IP WLS BF H R ER SO BB IBB HBP BLK WP HR S P ERA WHIP | IP WLS BF H R ER SO BB IBB HBP BLK WP HR S P ERA WHIP | IP WLS BF H R ER SO BB IBB HBP BLK WP HR S P ERA WHIP | IP WLS BF H R ER SO BB IBB HBP BLK WP HR S P ERA WHIP | IP WLS BF H R ER SO BB IBB HBP BLK WP HR S P ERA WHIP | IP WLS BF H R ER SO BB IBB HBP BLK WP HR S P ERA WHIP | IP WLS BF H R ER SO BB IBB HBP BLK WP HR S P ERA WHIP | IP WLS BF H R ER SO BB IBB HBP BLK WP HR S P ERA WHIP | IP WLS BF H R ER SO BB IBB HBP BLK WP HR S P ERA WHIP | IP WLS BF H R ER SO BB IBB HBP BLK WP HR S P ERA WHIP | IP WLS BF H R ER SO BB IBB HBP BLK WP HR S P ERA WHIP | IP WLS BF H R ER SO BB IBB HBP BLK WP HR S P ERA WHIP | IP WLS BF H R ER SO BB IBB HBP BLK WP HR S P ERA WHIP | IP WLS BF H R ER SO BB IBB HBP BLK WP HR S P ERA WHIP | IP WLS BF H R ER SO BB IBB HBP BLK WP HR S P ERA WHIP | IP WLS BF H R ER SO BB IBB HBP BLK WP HR S P ERA WHIP | IP WLS BF H R ER SO BB IBB HBP BLK WP HR S P ERA WHIP | IP WLS BF H R ER SO BB IBB HBP BLK WP HR S P ERA WHIP | IP WLS BF H R ER SO BB IBB HBP BLK WP HR S P ERA WHIP | IP WLS BF H R ER SO BB IBB HBP BLK WP HR S P ERA WHIP | IP WLS BF H R ER SO BB IBB HBP BLK WP HR S P ERA WHIP |
| 52 Carlos Silva, R ERA: 3.52 | 5.1 H | 22 6 | 3 2 | 3 1 | 1 0 | 0 0 | 0 0 | 0 0 | 0 0 | 0 0 | 0 13 | 22 22 | 9.00 3.000 | | | | | | | | | | |

| Batter | 1 | 2 | 3 | 4 | 5 | 6 | 7 | 8 | 9 | AB | R | H | RBI | BB | SO | LOB | TOP | | | | | | | |
|---|---|--|---|----------------------------------|---------------------------------------|----------------------------------|---------------------------------------|----------------------------------|--------------------------------------|---------------------------------|--------------------------------------|---------------------------------|--------------------------------------|---|--------------------------------------|----------------------------------|--------------------------------------|----------------------------------|----------------------------------|------------------------------------|----------------------------------|--------|--|--|
| 15 Rafael Furcal, S (1,6) OBP: 0.362, SLG: 0.400 | | | | | | | | | | 4 | 0 | 0 | 0 | 0 | 2 | 0 | | | | | | | | |
| 55 Russell Martin, R (1,2) OBP: 0.356, SLG: 0.373 | | | | | | | | | | 4 | 0 | 1 | 0 | 0 | 0 | 0 | | | | | | | | |
| 27 Matt Kemp, R (1,8) OBP: 0.343, SLG: 0.492 | | | | | | | | | | 4 | 0 | 0 | 0 | 0 | 2 | 1 | | | | | | | | |
| 99 Manny Ramirez, R (1,7) OBP: 0.442, SLG: 0.476 | | | | | | | | | | 3 | 0 | 1 | 0 | 1 | 1 | 0 | | | | | | | | |
| 7 James Loney, L (1,3) OBP: 0.332, SLG: 0.426 | | | | | | | | | | 3 | 0 | 0 | 0 | 0 | 0 | 3 | | | | | | | | |
| 23 Casey Blake, R (1,5) OBP: 0.352, SLG: 0.469 | | | | | | | | | | 3 | 0 | 1 | 0 | 0 | 0 | 0 | | | | | | | | |
| 30 Xavier Paul, L (1,9) OBP: 0.346, SLG: 0.449 | | | | | | | | | | 3 | 0 | 0 | 0 | 0 | 1 | 2 | | | | | | | | |
| 33 Blake DeWitt, L (1,4) OBP: 0.358, SLG: 0.393 | | | | | | | | | | 3 | 0 | 0 | 0 | 0 | 1 | 0 | | | | | | | | |
| 22 Clayton Kershaw, L (1,1) 36 Jeff Weaver, R (7,1) 9 Garret Anderson, L (6,PH) 38 Ramon Troncoso, R (8,1) | | | | | | | | | | 2 | 0 | 0 | 0 | 0 | 2 | 0 | | | | | | | | |
| Inning Stats | R: 0 H: 1 E: 0 K: 2 S: 10 | H: 1 LOB: 2 BB: 1 P: 20 | R: 0 H: 0 E: 0 K: 0 S: 6 | H: 0 LOB: 0 BB: 0 P: 12 | R: 0 H: 0 E: 0 K: 1 S: 10 | H: 0 LOB: 0 BB: 0 P: 16 | R: 0 H: 2 E: 0 K: 1 S: 10 | H: 2 LOB: 2 BB: 0 P: 14 | R: 0 H: 0 E: 0 K: 1 S: 6 | H: 0 LOB: 0 BB: 0 P: 9 | R: 0 H: 0 E: 0 K: 0 S: 4 | H: 0 LOB: 0 BB: 0 P: 5 | R: 0 H: 0 E: 0 K: 0 S: 9 | H: 0 LOB: 0 BB: 0 P: 16 | R: 0 H: 0 E: 0 K: 2 S: 9 | H: 0 LOB: 0 BB: 0 P: 12 | R: 0 H: 0 E: 0 K: 2 S: 8 | H: 0 LOB: 0 BB: 0 P: 11 | 1B: 3 2B: 0 3B: 0 HR: 0 | SF: 0 SAC: 0 DP: 0 HBP: 0 | WP: 0 PB: 0 SB: 1 CS: 0 | PA: 31 | | |
| PITCHER | IP WLS BF H R ER SO BB IBB HBP BLK WP HR S P ERA WHIP | 8.0 W 28 3 0 0 7 1 0 0 0 0 0 64 104 0.00 0.500 | 1.0 S 3 0 0 0 2 0 0 0 0 0 0 8 11 0.00 0.000 | | | | | | | | | | | IP WLS BF H R ER SO BB IBB HBP BLK WP HR S P ERA WHIP | | | | | | | | | | |

Los Angeles Dodgers @ Chicago Cubs
Wrigley Field, Chicago, IL
Tue May 25 2010, 7:08 PM - 9:26 PM CDT
Att: 34,749 - Clear - 75 F

AB 30
R 0
H 3
RBI 0
BB 1
SO 9
LOB 6



| Batter | 1 | 2 | 3 | 4 | 5 | 6 | 7 | 8 | 9 | AB | R | H | RBI | BB | SO | LOB | BOTTOM | | | | | | | | |
|--|---|--|--|--|--------------------------------------|---------------------------------|---------------------------------------|----------------------------------|---------------------------------------|----------------------------------|---------------------------------------|----------------------------------|--------------------------------------|----------------------------------|---|----------------------------------|----------------------------------|------------------------------------|----------------------------------|--------|--|--|--|--|--|
| 2 Ryan Theriot, R (1,4) OBP: 0.325, SLG: 0.330 | | | | | | | | | | 4 | 1 | 0 | 0 | 0 | 0 | 1 | | | | | | | | | |
| 13 Starlin Castro, R (1,6) OBP: 0.386, SLG: 0.469 | | | | | | | | | | 4 | 1 | 0 | 0 | 0 | 1 | 1 | | | | | | | | | |
| 25 Derrek Lee, R (1,3) OBP: 0.337, SLG: 0.376 | | | | | | | | | | 3 | 1 | 3 | 3 | 1 | 0 | 0 | | | | | | | | | |
| 24 Marlon Byrd, R (1,8) OBP: 0.351, SLG: 0.526 | | | | | | | | | | 4 | 0 | 2 | 0 | 0 | 0 | 1 | | | | | | | | | |
| 12 Alfonso Soriano, R (1,7) 49 Carlos Marmol, R (9,1) OBP: 0.385, SLG: 0.625 | | | | | | | | | | 3 | 0 | 0 | 0 | 1 | 1 | 5 | | | | | | | | | |
| 22 Xavier Nady, R (1,9) 21 Tyler Colvin, L (7,9) OBP: 0.316, SLG: 0.318 | | | | | | | | | | 3 | 0 | 0 | 0 | 0 | 0 | 5 | | | | | | | | | |
| 28 Jeff Baker, R (1,5) OBP: 0.271, SLG: 0.369 | | | | | | | | | | 3 | 0 | 0 | 0 | 0 | 0 | 1 | | | | | | | | | |
| 18 Geovany Soto, R (1,2) OBP: 0.417, SLG: 0.404 | | | | | | | | | | 3 | 0 | 0 | 0 | 0 | 1 | 0 | | | | | | | | | |
| 46 Ryan Dempster, R (1,1) 1 Kosuke Fukudome, L (9,9) OBP: 0.250, SLG: 0.300 | | | | | | | | | | 3 | 0 | 1 | 0 | 0 | 2 | 0 | | | | | | | | | |
| Inning Stats | R: 0 H: 0 E: 0 K: 0 S: 13 | H: 0 LOB: 1 BB: 1 P: 23 | R: 0 H: 0 E: 0 K: 0 S: 5 | H: 0 LOB: 0 BB: 1 P: 9 | R: 0 H: 0 E: 0 K: 1 S: 6 | H: 0 LOB: 0 BB: 0 P: 9 | R: 0 H: 2 E: 0 K: 2 S: 23 | H: 2 LOB: 2 BB: 0 P: 28 | R: 0 H: 0 E: 0 K: 1 S: 10 | H: 0 LOB: 0 BB: 0 P: 13 | R: 1 H: 2 E: 1 K: 0 S: 13 | H: 2 LOB: 2 BB: 0 P: 22 | R: 0 H: 1 E: 0 K: 1 S: 8 | H: 1 LOB: 1 BB: 0 P: 10 | R: 2 H: 1 E: 2 K: 0 S: 10 | H: 1 LOB: 0 BB: 0 P: 13 | 1B: 4 2B: 1 3B: 0 HR: 1 | SF: 0 SAC: 0 DP: 2 HBP: 0 | WP: 0 PB: 0 SB: 1 CS: 0 | PA: 33 | | | | | |
| PITCHER | IP WLS BF H R ER SO BB IBB HBP BLK WP HR S P ERA WHIP | 6.0 L 24 4 1 0 4 2 0 0 0 0 0 70 104 0.00 1.000 | 1.0 4 1 0 0 1 0 0 0 0 0 0 1 10 9.00 1.000 | 1.0 5 1 2 1 0 0 0 0 0 0 0 1 10 13 9.00 1.000 | | | | | | | | | | | IP WLS BF H R ER SO BB IBB HBP BLK WP HR S P ERA WHIP | | | | | | | | | | |

Los Angeles Dodgers @ Chicago Cubs
Wrigley Field, Chicago, IL
Tue May 25 2010, 7:08 PM - 9:26 PM CDT
Att: 34,749 - Clear - 75 F

AB 31
R 3
H 6
RBI 3
BB 2
SO 5
LOB 14



| Batter | 1 | 2 | 3 | 4 | 5 | 6 | 7 | 8 | 9 | AB | R | H | RBI | BB | SO | LOB | TOP | | | | | | | | |
|--|---|---|---|---|---|---|---|---|---|---|---|---|---|---|---|---|---|---|---|---|---|---|---|---|---|
| 15 Rafael Furcal, S OBP: 0.354, SLG: 0.389 | | | | | | | | | | 5 | 1 | 1 | 1 | 0 | 2 | 4 | Los Angeles Dodgers @ Chicago Cubs Wrigley Field, Chicago, IL Wed May 26 2010, 7:08 PM - 10:49 PM CDT Att: 35,828 - Cloudy - 78 F | | | | | | | | |
| 55 Russell Martin, R OBP: 0.352, SLG: 0.363 | | | | | | | | | | 4 | 2 | 0 | 0 | 1 | 1 | 5 | | | | | | | | | |
| 27 Matt Kemp, R OBP: 0.340, SLG: 0.489 | | | | | | | | | | 5 | 0 | 1 | 2 | 0 | 2 | 4 | | | | | | | | | |
| 99 Manny Ramirez, R OBP: 0.422, SLG: 0.448 | | | | | | | | | | 5 | 0 | 0 | 1 | 0 | 0 | 2 | | | | | | | | | |
| 14 Jamey Carroll, R OBP: 0.391, SLG: 0.311 | | | | | | | | | | 0 | 0 | 0 | 0 | 0 | 0 | 0 | | | | | | | | | |
| 23 Casey Blake, R OBP: 0.338, SLG: 0.493 | | | | | | | | | | 5 | 2 | 2 | 2 | 0 | 1 | 0 | | | | | | | | | |
| 7 James Loney, L OBP: 0.338, SLG: 0.448 | | | | | | | | | | 5 | 1 | 3 | 1 | 0 | 0 | 1 | | | | | | | | | |
| 5 Reed Johnson, R OBP: 0.312, SLG: 0.419 | | | | | | | | | | 4 | 1 | 1 | 1 | 0 | 1 | 2 | | | | | | | | | |
| 33 Blake DeWitt, L OBP: 0.369, SLG: 0.400 | | | | | | | | | | 3 | 0 | 2 | 0 | 1 | 0 | 0 | | | | | | | | | |
| 30 Xavier Paul, L OBP: 0.346, SLG: 0.449 | | | | | | | | | | 0 | 0 | 0 | 0 | 0 | 0 | 0 | | | | | | | | | |
| 58 Chad Billingsley, R OBP: 0.250, SLG: 0.118 | | | | | | | | | | 1 | 1 | 0 | 0 | 1 | 1 | 1 | | | | | | | | | |
| 54 Ronald Belisario, R OBP: 0.391, SLG: 0.311 | | | | | | | | | | 0 | 0 | 0 | 0 | 0 | 0 | 0 | | | | | | | | | |
| 56 Hung-Chih Kuo, L OBP: 0.391, SLG: 0.311 | | | | | | | | | | 0 | 0 | 0 | 0 | 0 | 0 | 0 | | | | | | | | | |
| 51 Jonathan Broxton, R OBP: 0.391, SLG: 0.311 | | | | | | | | | | 0 | 0 | 0 | 0 | 0 | 0 | 0 | | | | | | | | | |
| Inning Stats | R: 3 E: 0 K: 0 S: 20 | H: 3 LOB: 1 BB: 1 P: 30 | R: 2 E: 1 K: 1 S: 12 | H: 1 LOB: 1 BB: 1 P: 24 | R: 0 E: 1 K: 1 S: 7 | H: 0 LOB: 0 BB: 0 P: 10 | R: 0 E: 0 K: 3 S: 13 | H: 0 LOB: 1 BB: 1 P: 25 | R: 0 E: 0 K: 0 S: 4 | H: 0 LOB: 0 BB: 0 P: 6 | R: 2 E: 1 K: 1 S: 19 | H: 3 LOB: 2 BB: 0 P: 27 | R: 0 E: 0 K: 1 S: 11 | H: 1 LOB: 1 BB: 0 P: 17 | R: 0 E: 0 K: 0 S: 7 | H: 1 LOB: 1 BB: 0 P: 12 | R: 1 E: 0 K: 1 S: 10 | H: 1 LOB: 0 BB: 0 P: 15 | 1B: 4 2B: 4 3B: 1 HR: 1 | SF: 0 SAC: 2 DP: 1 HBP: 0 | WP: 0 PB: 0 SB: 0 CS: 0 | PA: 42 | | | |
| PITCHER | IP WLS BF H R ER SO BB IBB HBP BLK WP HR S P ERA WHIP | IP WLS BF H R ER SO BB IBB HBP BLK WP HR S P ERA WHIP | IP WLS BF H R ER SO BB IBB HBP BLK WP HR S P ERA WHIP | IP WLS BF H R ER SO BB IBB HBP BLK WP HR S P ERA WHIP | IP WLS BF H R ER SO BB IBB HBP BLK WP HR S P ERA WHIP | IP WLS BF H R ER SO BB IBB HBP BLK WP HR S P ERA WHIP | IP WLS BF H R ER SO BB IBB HBP BLK WP HR S P ERA WHIP | IP WLS BF H R ER SO BB IBB HBP BLK WP HR S P ERA WHIP | IP WLS BF H R ER SO BB IBB HBP BLK WP HR S P ERA WHIP | IP WLS BF H R ER SO BB IBB HBP BLK WP HR S P ERA WHIP | IP WLS BF H R ER SO BB IBB HBP BLK WP HR S P ERA WHIP | IP WLS BF H R ER SO BB IBB HBP BLK WP HR S P ERA WHIP | IP WLS BF H R ER SO BB IBB HBP BLK WP HR S P ERA WHIP | IP WLS BF H R ER SO BB IBB HBP BLK WP HR S P ERA WHIP | IP WLS BF H R ER SO BB IBB HBP BLK WP HR S P ERA WHIP | IP WLS BF H R ER SO BB IBB HBP BLK WP HR S P ERA WHIP | IP WLS BF H R ER SO BB IBB HBP BLK WP HR S P ERA WHIP | IP WLS BF H R ER SO BB IBB HBP BLK WP HR S P ERA WHIP | IP WLS BF H R ER SO BB IBB HBP BLK WP HR S P ERA WHIP | IP WLS BF H R ER SO BB IBB HBP BLK WP HR S P ERA WHIP | IP WLS BF H R ER SO BB IBB HBP BLK WP HR S P ERA WHIP | IP WLS BF H R ER SO BB IBB HBP BLK WP HR S P ERA WHIP | IP WLS BF H R ER SO BB IBB HBP BLK WP HR S P ERA WHIP | IP WLS BF H R ER SO BB IBB HBP BLK WP HR S P ERA WHIP | IP WLS BF H R ER SO BB IBB HBP BLK WP HR S P ERA WHIP |
| 32 Tom Gorzelanny, L ERA: 3.66 | 5.0 | L | 26 | 7 | 7 | 5 | 5 | 3 | 0 | 0 | 0 | 0 | 0 | 0 | 0 | 0 | 9.00 | 2.000 | | | | | | | |
| 62 Bob Howry, R ERA: 9.77 | 1.0 | | 4 | 0 | 0 | 0 | 1 | 0 | 0 | 0 | 0 | 0 | 0 | 0 | 0 | 7 | 12 | 0.00 | 0.000 | | | | | | |
| 44 Jeff Stevens, R ERA: | 1.0 | | 4 | 1 | 0 | 0 | 1 | 0 | 0 | 0 | 0 | 0 | 0 | 0 | 11 | 17 | 0.00 | 1.000 | | | | | | | |
| 40 James Russell, L ERA: 2.93 | 2.0 | | 8 | 2 | 1 | 1 | 1 | 0 | 0 | 0 | 0 | 0 | 0 | 0 | 1 | 17 | 27 | 4.50 | 1.000 | | | | | | |
| Batter | 1 | 2 | 3 | 4 | 5 | 6 | 7 | 8 | 9 | AB | R | H | RBI | BB | SO | LOB | BOTTOM | | | | | | | | |
| 1 Kosuke Fukudome, L OBP: 0.393, SLG: 0.520 | | | | | | | | | | 5 | 0 | 1 | 0 | 0 | 3 | 3 | Los Angeles Dodgers @ Chicago Cubs Wrigley Field, Chicago, IL Wed May 26 2010, 7:08 PM - 10:49 PM CDT Att: 35,828 - Cloudy - 78 F | | | | | | | | |
| 2 Ryan Theriot, R OBP: 0.327, SLG: 0.332 | | | | | | | | | | 5 | 0 | 2 | 0 | 0 | 0 | 4 | | | | | | | | | |
| 25 Derrek Lee, R OBP: 0.343, SLG: 0.382 | | | | | | | | | | 5 | 2 | 3 | 0 | 0 | 0 | 1 | | | | | | | | | |
| 12 Alfonso Soriano, R OBP: 0.380, SLG: 0.611 | | | | | | | | | | 5 | 1 | 1 | 0 | 0 | 2 | 3 | | | | | | | | | |
| 21 Tyler Colvin, L OBP: 0.364, SLG: 0.582 | | | | | | | | | | 2 | 0 | 0 | 0 | 1 | 2 | 2 | | | | | | | | | |
| 24 Marlon Byrd, R OBP: 0.347, SLG: 0.520 | | | | | | | | | | 2 | 0 | 0 | 0 | 0 | 1 | 2 | | | | | | | | | |
| 17 Mike Fontenot, L OBP: 0.370, SLG: 0.434 | | | | | | | | | | 2 | 1 | 2 | 1 | 0 | 0 | 0 | | | | | | | | | |
| 28 Jeff Baker, R OBP: 0.282, SLG: 0.409 | | | | | | | | | | 1 | 0 | 1 | 2 | 0 | 0 | 0 | | | | | | | | | |
| 13 Starlin Castro, R OBP: 0.365, SLG: 0.441 | | | | | | | | | | 4 | 0 | 0 | 0 | 0 | 1 | 6 | | | | | | | | | |
| 55 Koyie Hill, S OBP: 0.227, SLG: 0.256 | | | | | | | | | | 4 | 0 | 1 | 0 | 0 | 2 | 4 | | | | | | | | | |
| 40 James Russell, L OBP: 0.421, SLG: 0.409 | | | | | | | | | | 0 | 0 | 0 | 0 | 0 | 0 | 0 | | | | | | | | | |
| 32 Tom Gorzelanny, R OBP: 0.176, SLG: 0.176 | | | | | | | | | | 2 | 0 | 1 | 1 | 0 | 0 | 3 | | | | | | | | | |
| 62 Bob Howry, L ERA: 3.66 | 1.0 | | 3 | 2 | 2 | 0 | 0 | 0 | 0 | 0 | 0 | 0 | 0 | 0 | 0 | 0 | 0.00 | 0.000 | | | | | | | |
| 22 Xavier Nady, R OBP: 0.325, SLG: 0.373 | | | | | | | | | | 1 | 1 | 1 | 1 | 0 | 0 | 0 | | | | | | | | | |
| 44 Jeff Stevens, R ERA: | | | | | | | | | | 0 | 0 | 0 | 0 | 0 | 0 | 0 | | | | | | | | | |
| 18 Geovany Soto, R OBP: 0.421, SLG: 0.409 | | | | | | | | | | 1 | 0 | 1 | 0 | 0 | 0 | 0 | | | | | | | | | |
| Inning Stats | R: 0 E: 0 K: 1 S: 9 | H: 2 LOB: 2 BB: 0 P: 12 | R: 1 E: 0 K: 1 S: 12 | H: 1 LOB: 3 BB: 1 P: 33 | R: 0 E: 0 K: 1 S: 8 | H: 1 LOB: 0 BB: 0 P: 13 | R: 0 E: 0 K: 2 S: 8 | H: 1 LOB: 1 BB: 0 P: 13 | R: 1 E: 0 K: 0 S: 13 | H: 2 LOB: 0 BB: 0 P: 18 | R: 2 E: 1 K: 3 S: 25 | H: 3 LOB: 1 BB: 0 P: 34 | R: 0 E: 0 K: 1 S: 8 | H: 1 LOB: 0 BB: 0 P: 11 | R: 0 E: 0 K: 1 S: 8 | H: 0 LOB: 0 BB: 0 P: 11 | 1B: 10 2B: 2 3B: 1 HR: 1 | SF: 0 SAC: 0 DP: 3 HBP: 1 | WP: 0 PB: 0 SB: 0 CS: 0 | PA: 41 | | | | | |
| PITCHER | IP WLS BF H R ER SO BB IBB HBP BLK WP HR S P ERA WHIP | IP WLS BF H R ER SO BB IBB HBP BLK WP HR S P ERA WHIP | IP WLS BF H R ER SO BB IBB HBP BLK WP HR S P ERA WHIP | IP WLS BF H R ER SO BB IBB HBP BLK WP HR S P ERA WHIP | IP WLS BF H R ER SO BB IBB HBP BLK WP HR S P ERA WHIP | IP WLS BF H R ER SO BB IBB HBP BLK WP HR S P ERA WHIP | IP WLS BF H R ER SO BB IBB HBP BLK WP HR S P ERA WHIP | IP WLS BF H R ER SO BB IBB HBP BLK WP HR S P ERA WHIP | IP WLS BF H R ER SO BB IBB HBP BLK WP HR S P ERA WHIP | IP WLS BF H R ER SO BB IBB HBP BLK WP HR S P ERA WHIP | IP WLS BF H R ER SO BB IBB HBP BLK WP HR S P ERA WHIP | IP WLS BF H R ER SO BB IBB HBP BLK WP HR S P ERA WHIP | IP WLS BF H R ER SO BB IBB HBP BLK WP HR S P ERA WHIP | IP WLS BF H R ER SO BB IBB HBP BLK WP HR S P ERA WHIP | IP WLS BF H R ER SO BB IBB HBP BLK WP HR S P ERA WHIP | IP WLS BF H R ER SO BB IBB HBP BLK WP HR S P ERA WHIP | IP WLS BF H R ER SO BB IBB HBP BLK WP HR S P ERA WHIP | IP WLS BF H R ER SO BB IBB HBP BLK WP HR S P ERA WHIP | IP WLS BF H R ER SO BB IBB HBP BLK WP HR S P ERA WHIP | IP WLS BF H R ER SO BB IBB HBP BLK WP HR S P ERA WHIP | IP WLS BF H R ER SO BB IBB HBP BLK WP HR S P ERA WHIP | IP WLS BF H R ER SO BB IBB HBP BLK WP HR S P ERA WHIP | IP WLS BF H R ER SO BB IBB HBP BLK WP HR S P ERA WHIP | IP WLS BF H R ER SO BB IBB HBP BLK WP HR S P ERA WHIP | IP WLS BF H R ER SO BB IBB HBP BLK WP HR S P ERA WHIP |
| 58 Chad Billingsley, R ERA: 3.66 | 5.1 | W | 28 | 10 | 3 | 2 | 0 | 1 | 0 | 0 | 0 | 0 | 0 | 0 | 0 | 0 | 3.38 | 2.062 | | | | | | | |
| 54 Ronald Belisario, R ERA: 7.2 | 0.2 | | 3 | 2 | 2 | 2 | 0 | 0 | 0 | 0 | 0 | 0 | 0 | 0 | 0 | 14 | 20 | 27.00 | 3.000 | | | | | | |
| 56 Hung-Chih Kuo, L ERA: 1.99 | 1.1 | H | 6 | 2 | 0 | 0 | 4 | 0 | 0 | 0 | 0 | 0 | 0 | 0 | 19 | 25 | 0.00 | 1.500 | | | | | | | |
| 51 Jonathan Broxton, R ERA: 1.33 | 1.2 | S | 4 | 0 | 0 | 0 | 1 | 0 | 0 | 0 | 0 | 0 | 0 | 0 | 12 | 16 | 0.00 | 0.000 | | | | | | | |

| Batter | 1 | 2 | 3 | 4 | 5 | 6 | 7 | 8 | 9 | AB | R | H | RBI | BB | SO | LOB | TOP | | |
|---|---|---|---|---|---|---|---|---|---|---|---|---|---|---|---|---|---|---|---|
| 3 Felipe Lopez, S OBP: 0.366, SLG: 0.463 | | | | | | | | | | 5 | 1 | 2 | 0 | 0 | 1 | 1 | | | |
| 47 Ryan Ludwick, R OBP: 0.396, SLG: 0.492 | | | | | | | | | | 5 | 2 | 2 | 2 | 0 | 0 | 1 | | | |
| 5 Albert Pujols, R OBP: 0.412, SLG: 0.525 | | | | | | | | | | 4 | 1 | 1 | 2 | 1 | 0 | 1 | | | |
| 7 Matt Holliday, R OBP: 0.357, SLG: 0.444 | | | | | | | | | | 5 | 1 | 2 | 0 | 0 | 0 | 0 | | | |
| 28 Colby Rasmus, L OBP: 0.386, SLG: 0.514 | | | | | | | | | | 4 | 1 | 2 | 1 | 0 | 2 | 2 | | | |
| 4 Yadier Molina, R OBP: 0.345, SLG: 0.358 | | | | | | | | | | 3 | 0 | 1 | 2 | 1 | 0 | 1 | | | |
| 55 Skip Schumaker, L OBP: 0.314, SLG: 0.326 | | | | | | | | | | 4 | 0 | 0 | 0 | 0 | 0 | 3 | | | |
| 13 Brendan Ryan, R OBP: 0.274, SLG: 0.279 | | | | | | | | | | 4 | 0 | 0 | 0 | 0 | 0 | 2 | | | |
| 29 Chris Carpenter, R OBP: 0.297, SLG: 0.492 | | | | | | | | | | 3 | 0 | 0 | 0 | 0 | 0 | 1 | | | |
| 36 Denys Reyes, R | | | | | | | | | | 0 | 0 | 0 | 0 | 0 | 0 | 0 | | | |
| 46 Kyle McClellan, R OBP: 0.266, SLG: 0.260 | | | | | | | | | | 0 | 0 | 0 | 0 | 0 | 0 | 0 | | | |
| 30 Jason Motte, R | | | | | | | | | | 0 | 0 | 0 | 0 | 0 | 0 | 0 | | | |
| 34 Nick Stavinoha, R OBP: 0.249, SLG: 0.248 | | | | | | | | | | 0 | 0 | 0 | 0 | 0 | 0 | 0 | | | |
| 59 Fernando Salas, R | | | | | | | | | | 0 | 0 | 0 | 0 | 0 | 0 | 0 | | | |
| Inning Stats | R: 5 H: 6 E: 0 K: 0 S: 16 | H: 6 R: 1 LOB: 2 BB: 0 P: 22 | R: 0 H: 0 E: 0 K: 1 S: 12 | H: 1 R: 0 LOB: 1 BB: 1 P: 22 | R: 0 H: 0 E: 0 K: 0 S: 8 | H: 0 R: 0 LOB: 0 BB: 0 P: 11 | R: 0 H: 1 E: 0 K: 0 S: 12 | H: 1 R: 0 LOB: 1 BB: 0 P: 17 | R: 0 H: 1 E: 0 K: 0 S: 8 | H: 0 R: 0 LOB: 0 BB: 0 P: 14 | R: 0 H: 0 E: 0 K: 2 S: 10 | H: 0 R: 0 LOB: 0 BB: 0 P: 17 | R: 0 H: 0 E: 0 K: 1 S: 9 | H: 0 R: 0 LOB: 1 BB: 1 P: 16 | R: 2 H: 2 E: 0 K: 0 S: 11 | H: 2 R: 0 LOB: 0 BB: 0 P: 17 | 1B: 7 2B: 3 3B: 0 HR: 1 | SF: 0 SAC: 0 DP: 0 HBP: 0 | WP: 0 PA: 40 PB: 0 SB: 1 CS: 0 |
| PITCHER | IP WLS BF H R ER SO BB IBB HBP BLK WP HR S P ERA WHIP | IP WLS BF H R ER SO BB IBB HBP BLK WP HR S P ERA WHIP | IP WLS BF H R ER SO BB IBB HBP BLK WP HR S P ERA WHIP | IP WLS BF H R ER SO BB IBB HBP BLK WP HR S P ERA WHIP | IP WLS BF H R ER SO BB IBB HBP BLK WP HR S P ERA WHIP | IP WLS BF H R ER SO BB IBB HBP BLK WP HR S P ERA WHIP | IP WLS BF H R ER SO BB IBB HBP BLK WP HR S P ERA WHIP | IP WLS BF H R ER SO BB IBB HBP BLK WP HR S P ERA WHIP | IP WLS BF H R ER SO BB IBB HBP BLK WP HR S P ERA WHIP | IP WLS BF H R ER SO BB IBB HBP BLK WP HR S P ERA WHIP | IP WLS BF H R ER SO BB IBB HBP BLK WP HR S P ERA WHIP | IP WLS BF H R ER SO BB IBB HBP BLK WP HR S P ERA WHIP | IP WLS BF H R ER SO BB IBB HBP BLK WP HR S P ERA WHIP | IP WLS BF H R ER SO BB IBB HBP BLK WP HR S P ERA WHIP | IP WLS BF H R ER SO BB IBB HBP BLK WP HR S P ERA WHIP | IP WLS BF H R ER SO BB IBB HBP BLK WP HR S P ERA WHIP | IP WLS BF H R ER SO BB IBB HBP BLK WP HR S P ERA WHIP | IP WLS BF H R ER SO BB IBB HBP BLK WP HR S P ERA WHIP | IP WLS BF H R ER SO BB IBB HBP BLK WP HR S P ERA WHIP |
| 36 Randy Wells, R ERA: 4.79 | 40 James Russell, L ERA: 2.33 | 62 Bob Howry, R ERA: 9.18 | 44 Jeff Stevens, R ERA: 6.25 | 38 Carlos Zambrano, R ERA: 6.25 | 43 John Grabow, L ERA: 9.00 | | | | | | | | | | | | | | |

St. Louis Cardinals @ Chicago Cubs
Wrigley Field, Chicago, IL
Fri May 28 2010, 1:24 PM - 4:06 PM CDT
Att: 39,536 - Sunny - 67 F

livebaseballscores.com

AB 38
R 7
H 11
RBI 7
BB 2
SO 4
LOB 12



| Batter | 1 | 2 | 3 | 4 | 5 | 6 | 7 | 8 | 9 | AB | R | H | RBI | BB | SO | LOB | BOTTOM | | |
|---|---|---|---|---|---|---|---|---|---|---|---|---|---|---|---|---|---|---|---|
| 1 Kosuke Fukudome, L OBP: 0.392, SLG: 0.511 | | | | | | | | | | 5 | 0 | 2 | 0 | 0 | 0 | 2 | | | |
| 2 Ryan Theriot, R OBP: 0.324, SLG: 0.325 | | | | | | | | | | 3 | 0 | 1 | 0 | 0 | 1 | 1 | | | |
| 25 Derrek Lee, R OBP: 0.350, SLG: 0.388 | | | | | | | | | | 4 | 0 | 1 | 0 | 0 | 2 | 3 | | | |
| 16 Aramis Ramirez, R OBP: 0.232, SLG: 0.277 | | | | | | | | | | 3 | 0 | 1 | 0 | 1 | 0 | 4 | | | |
| 12 Alfonso Soriano, R OBP: 0.371, SLG: 0.595 | | | | | | | | | | 4 | 0 | 0 | 0 | 0 | 1 | 5 | | | |
| 43 John Grabow, L | | | | | | | | | | 0 | 0 | 0 | 0 | 0 | 0 | 0 | | | |
| 24 Marlon Byrd, R OBP: 0.335, SLG: 0.500 | | | | | | | | | | 4 | 0 | 0 | 0 | 0 | 2 | 3 | | | |
| 18 Geovany Soto, R OBP: 0.408, SLG: 0.393 | | | | | | | | | | 4 | 0 | 1 | 0 | 0 | 0 | 0 | | | |
| 13 Starlin Castro, R OBP: 0.341, SLG: 0.408 | | | | | | | | | | 4 | 0 | 1 | 0 | 0 | 1 | 1 | | | |
| 36 Randy Wells, R ERA: 2.93 | 40 James Russell, L ERA: 0.54 | 62 Bob Howry, L ERA: 2.75 | 21 Tyler Colvin, L ERA: 2.75 | 44 Jeff Stevens, R ERA: 6.25 | 17 Mike Fontenot, L ERA: 2.75 | 38 Carlos Zambrano, S ERA: 6.25 | 22 Xavier Nady, R ERA: 6.25 | | | | | | | | | | | | |
| Inning Stats | R: 0 H: 2 E: 0 K: 1 S: 12 | H: 1 R: 0 LOB: 1 BB: 0 P: 20 | R: 0 H: 1 E: 1 K: 1 S: 13 | H: 1 R: 0 LOB: 1 BB: 0 P: 18 | R: 0 H: 0 E: 0 K: 0 S: 8 | H: 0 R: 0 LOB: 0 BB: 0 P: 9 | R: 1 H: 1 E: 0 K: 1 S: 11 | H: 1 R: 0 LOB: 1 BB: 0 P: 19 | R: 0 H: 1 E: 0 K: 1 S: 8 | H: 1 R: 0 LOB: 1 BB: 0 P: 12 | R: 0 H: 1 E: 0 K: 0 S: 9 | H: 1 R: 0 LOB: 1 BB: 0 P: 12 | R: 0 H: 1 E: 0 K: 2 S: 13 | H: 1 R: 0 LOB: 2 BB: 0 P: 20 | R: 0 H: 0 E: 1 K: 0 S: 9 | H: 0 R: 0 LOB: 1 BB: 0 P: 14 | 1B: 6 2B: 2 3B: 0 HR: 1 | SF: 0 SAC: 0 DP: 2 HBP: 1 | WP: 0 PA: 37 PB: 0 SB: 0 CS: 2 |
| PITCHER | IP WLS BF H R ER SO BB IBB HBP BLK WP HR S P ERA WHIP | IP WLS BF H R ER SO BB IBB HBP BLK WP HR S P ERA WHIP | IP WLS BF H R ER SO BB IBB HBP BLK WP HR S P ERA WHIP | IP WLS BF H R ER SO BB IBB HBP BLK WP HR S P ERA WHIP | IP WLS BF H R ER SO BB IBB HBP BLK WP HR S P ERA WHIP | IP WLS BF H R ER SO BB IBB HBP BLK WP HR S P ERA WHIP | IP WLS BF H R ER SO BB IBB HBP BLK WP HR S P ERA WHIP | IP WLS BF H R ER SO BB IBB HBP BLK WP HR S P ERA WHIP | IP WLS BF H R ER SO BB IBB HBP BLK WP HR S P ERA WHIP | IP WLS BF H R ER SO BB IBB HBP BLK WP HR S P ERA WHIP | IP WLS BF H R ER SO BB IBB HBP BLK WP HR S P ERA WHIP | IP WLS BF H R ER SO BB IBB HBP BLK WP HR S P ERA WHIP | IP WLS BF H R ER SO BB IBB HBP BLK WP HR S P ERA WHIP | IP WLS BF H R ER SO BB IBB HBP BLK WP HR S P ERA WHIP | IP WLS BF H R ER SO BB IBB HBP BLK WP HR S P ERA WHIP | IP WLS BF H R ER SO BB IBB HBP BLK WP HR S P ERA WHIP | IP WLS BF H R ER SO BB IBB HBP BLK WP HR S P ERA WHIP | IP WLS BF H R ER SO BB IBB HBP BLK WP HR S P ERA WHIP | IP WLS BF H R ER SO BB IBB HBP BLK WP HR S P ERA WHIP |
| 29 Chris Carpenter, R ERA: 2.93 | 36 Denys Reyes, L ERA: 0.54 | 46 Kyle McClellan, R ERA: 2.11 | 30 Jason Motte, R ERA: 2.75 | 59 Fernando Salas, R ERA: 6.25 | | | | | | | | | | | | | | | |

St. Louis Cardinals @ Chicago Cubs
Wrigley Field, Chicago, IL
Fri May 28 2010, 1:24 PM - 4:06 PM CDT
Att: 39,536 - Sunny - 67 F

livebaseballscores.com


AB 35
R 1
H 8
RBI 1
BB 1
SO 7
LOB 22




| Batter | 1 | 2 | 3 | 4 | 5 | 6 | 7 | 8 | 9 | AB | R | H | RBI | BB | SO | LOB | TOP | | | |
|--|---|----------------------------------|-------------------------------|----------------------------------|-------------------------------|----------------------------------|------------------------------|----------------------------------|------------------------------|---------------------------------|-------------------------------|----------------------------------|-------------------------------|----------------------------------|-------------------------------|----------------------------------|---|------------------------------------|----------------------------------|--------|
| 3 Felipe Lopez, S OBP: 0.351, SLG: 0.442 | G3 | | K | | | G4-3 | | | K | 4 | 0 | 0 | 0 | 0 | 2 | 1 | St. Louis Cardinals @ Chicago Cubs Wrigley Field, Chicago, IL Sat May 29 2010, 3:13 PM - 5:43 PM CDT Att: 40,601 - Sunny - 71 F | | | |
| 47 Ryan Ludwick, R OBP: 0.395, SLG: 0.481 | K | | | G5-3 | | | P3 | | G5-3 | 4 | 0 | 0 | 0 | 0 | 1 | 0 | | | | |
| 5 Albert Pujols, R OBP: 0.409, SLG: 0.516 | K | | | G6-3 | | | P6 | | | 3 | 0 | 0 | 0 | 1 | 1 | 0 | | | | |
| 7 Matt Holliday, R OBP: 0.360, SLG: 0.451 | | 1B | | G5-3 | | | 2B | | | 4 | 0 | 2 | 0 | 0 | 0 | 1 | | | | |
| 28 Colby Rasmus, L OBP: 0.379, SLG: 0.503 | K | | | K | | | K | | | 3 | 0 | 0 | 0 | 0 | 3 | 2 | | | | |
| 23 David Freese, R OBP: 0.380, SLG: 0.434 | F8 | | | | | | | | G5-3 | 3 | 0 | 0 | 0 | 0 | 1 | 1 | | | | |
| 4 Yadier Molina, R OBP: 0.345, SLG: 0.357 | K | | | G3 | | | | | 13 1B | 3 | 0 | 1 | 0 | 0 | 1 | 1 | | | | |
| 55 Skip Schumaker, L OBP: 0.311, SLG: 0.322 | | | K | | | E6 | | | 34 G6-4-3 | 2 | 0 | 0 | 0 | 0 | 1 | 0 | | | | |
| 13 Brendan Ryan, R OBP: 0.279, SLG: 0.285 | | | K | | | G4-3 | | | 1B | 1 | 0 | 1 | 0 | 0 | 0 | 0 | | | | |
| 35 Adam Ottavino, S OBP: 0.311, SLG: 0.322 | | | K | | | K | | | G6-4-3 | 2 | 0 | 0 | 0 | 0 | 2 | 1 | | | | |
| 41 Mitchell Boggs, R OBP: 0.341, SLG: 0.478 | | | | | | | | | | 0 | 0 | 0 | 0 | 0 | 0 | 0 | | | | |
| 34 Nick Stavinoha, R OBP: 0.279, SLG: 0.285 | | | | | | | | | | 0 | 0 | 0 | 0 | 0 | 0 | 2 | | | | |
| 53 Blake Hawksworth, R OBP: 0.279, SLG: 0.285 | | | | | | | | | | 0 | 0 | 0 | 0 | 0 | 0 | 0 | | | | |
| Inning Stats | R: 0 E: 0 K: 2 S: 11 | H: 0 LOB: 0 BB: 0 P: 17 | R: 0 E: 0 K: 2 S: 11 | H: 1 LOB: 1 BB: 0 P: 15 | R: 0 E: 0 K: 3 S: 11 | H: 0 LOB: 0 BB: 0 P: 16 | R: 0 E: 0 K: 0 S: 8 | H: 0 LOB: 0 BB: 0 P: 15 | R: 0 E: 1 K: 1 S: 7 | H: 0 LOB: 0 BB: 0 P: 9 | R: 0 E: 0 K: 1 S: 10 | H: 1 LOB: 1 BB: 0 P: 16 | R: 0 E: 0 K: 0 S: 10 | H: 2 LOB: 1 BB: 0 P: 12 | R: 0 E: 0 K: 1 S: 10 | H: 0 LOB: 1 BB: 1 P: 21 | 1B: 3 2B: 1 3B: 0 HR: 0 | SF: 0 SAC: 0 DP: 2 HBP: 0 | WP: 0 PB: 0 SB: 0 CS: 0 | PA: 31 |
| PITCHER | IP WLS BF H R ER SO BB IBB HBP BLK WP HR S P ERA WHIP | | | | | | | | | | | | | | | | | | | |
| 52 Carlos Silva, R ERA: 3.12 | 7.0 W 23 2 0 0 11 0 0 0 0 0 0 0 67 100 0.00 0.286 | | | | | | | | | | | | | | | | | | | |
| 45 Sean Marshall, L ERA: 1.92 | 0.1 3 2 0 0 0 0 0 0 0 0 0 0 8 10 0.00 6.000 | | | | | | | | | | | | | | | | | | | |
| 38 Carlos Zambrano, R ERA: 6.12 | 0.2 H 1 0 0 0 0 0 0 0 0 0 0 0 2 2 0.00 0.000 | | | | | | | | | | | | | | | | | | | |
| 44 Jeff Stevens, R ERA: | 1.0 4 0 0 0 1 1 0 0 0 0 0 0 10 21 0.00 1.000 | | | | | | | | | | | | | | | | | | | |

| Batter | 1 | 2 | 3 | 4 | 5 | 6 | 7 | 8 | 9 | AB | R | H | RBI | BB | SO | LOB | BOTTOM | | | |
|---|---|----------------------------------|------------------------------|----------------------------------|------------------------------|----------------------------------|-------------------------------|----------------------------------|------------------------------|----------------------------------|------------------------------|----------------------------------|------------------------------|----------------------------------|-------------------------------|----------------------------------|---|------------------------------------|----------------------------------|--------|
| 1 Kosuke Fukudome, L OBP: 0.399, SLG: 0.507 | K | | CS | | | | | SF8 | | 1 | 0 | 0 | 2 | 3 | 1 | 0 | St. Louis Cardinals @ Chicago Cubs Wrigley Field, Chicago, IL Sat May 29 2010, 3:13 PM - 5:43 PM CDT Att: 40,601 - Sunny - 71 F | | | |
| 2 Ryan Theriot, R OBP: 0.316, SLG: 0.317 | G4-3 | | K | | FC4 | G1-3 | | G5-3 | | 5 | 0 | 0 | 0 | 0 | 1 | 7 | | | | |
| 25 Derrek Lee, R OBP: 0.349, SLG: 0.382 | | BB | | G4-3 | G4-6-3 | | | | | 3 | 0 | 0 | 0 | 1 | 1 | 2 | | | | |
| 12 Alfonso Soriano, R OBP: 0.368, SLG: 0.583 | F7 | | | 24 E | K | | | | | 3 | 1 | 0 | 0 | 1 | 2 | 2 | | | | |
| 24 Marlon Byrd, R OBP: 0.338, SLG: 0.500 | G4-3 | | | E8 | 17 3B | 1B | | G5-3 | | 4 | 2 | 2 | 1 | 0 | 0 | 0 | | | | |
| 17 Mike Fontenot, L OBP: 0.386, SLG: 0.500 | | | | 13 1B | 3B | | | | | 3 | 1 | 2 | 1 | 0 | 0 | 1 | | | | |
| 13 Starlin Castro, R OBP: 0.349, SLG: 0.413 | G4-3 | | | 55 FC4-6 | 1B | | | | | 4 | 1 | 2 | 1 | 0 | 0 | 2 | | | | |
| 55 Koyie Hill, S OBP: 0.250, SLG: 0.261 | L8 | | | FC4-6 | | | | | | 3 | 0 | 1 | 0 | 1 | 0 | 2 | | | | |
| 52 Carlos Silva, R OBP: 0.200, SLG: 0.118 | | | | | | | | | | 2 | 0 | 0 | 0 | 1 | 2 | 1 | | | | |
| 45 Sean Marshall, L ERA: 3.74 | | | | | | | | | | 0 | 0 | 0 | 0 | 0 | 0 | 0 | | | | |
| 38 Carlos Zambrano, S ERA: 3.74 | | | | | | | | | | 0 | 0 | 0 | 0 | 0 | 0 | 0 | | | | |
| 21 Tyler Colvin, L OBP: 0.375, SLG: 0.643 | | | | | | | | | | 1 | 0 | 0 | 0 | 0 | 0 | 3 | | | | |
| 44 Jeff Stevens, R ERA: | | | | | | | | | | 0 | 0 | 0 | 0 | 0 | 0 | 0 | | | | |
| Inning Stats | R: 0 E: 0 K: 1 S: 11 | H: 0 LOB: 1 BB: 1 P: 20 | R: 0 E: 0 K: 0 S: 9 | H: 1 LOB: 0 BB: 0 P: 12 | R: 0 E: 0 K: 2 S: 7 | H: 0 LOB: 0 BB: 1 P: 15 | R: 3 E: 1 K: 1 S: 13 | H: 3 LOB: 1 BB: 1 P: 24 | R: 0 E: 0 K: 1 S: 7 | H: 0 LOB: 3 BB: 3 P: 13 | R: 1 E: 0 K: 0 S: 8 | H: 1 LOB: 0 BB: 0 P: 24 | R: 0 E: 0 K: 2 S: 9 | H: 0 LOB: 0 BB: 0 P: 13 | R: 1 E: 0 K: 0 S: 14 | H: 2 LOB: 2 BB: 0 P: 19 | 1B: 5 2B: 0 3B: 2 HR: 0 | SF: 1 SAC: 0 DP: 1 HBP: 1 | WP: 0 PB: 0 SB: 1 CS: 1 | PA: 38 |
| PITCHER | IP WLS BF H R ER SO BB IBB HBP BLK WP HR S P ERA WHIP | | | | | | | | | | | | | | | | | | | |
| 35 Adam Ottavino, R ERA: 6.35 | 5.2 L 27 5 4 4 5 5 1 0 0 0 0 0 0 12 22 0.00 0.750 | | | | | | | | | | | | | | | | | | | |
| 41 Mitchell Boggs, R ERA: 3.74 | 1.1 5 0 0 0 2 1 0 0 0 0 0 0 0 14 19 9.00 2.000 | | | | | | | | | | | | | | | | | | | |
| 53 Blake Hawksworth, R ERA: 5.98 | 1.0 6 2 1 1 0 0 0 0 1 0 0 0 0 14 19 9.00 2.000 | | | | | | | | | | | | | | | | | | | |

AB 30
R 0
H 4
RBI 0
BB 1
SO 12
LOB 9



AB 29
R 5
H 7
RBI 5
SO 7
LOB 20



| Batter | 1 | 2 | 3 | 4 | 5 | 6 | 7 | 8 | 9 | AB | R | H | RBI | BB | SO | LOB | TOP | | | | | | | | |
|---|---|---|---|---|---|---|---|---|---|---|---|---|---|---|---|---|---|---|---|---|---|---|---|---|---|
| 55 Skip Schumaker, L (1.4) OBP: 0.308, SLG: 0.318 | G6-3 | | G5-3 7 47 S 1B | | F7 | | K | | K | 5 | 0 | 1 | 0 | 0 | 2 | 1 | St. Louis Cardinals @ Chicago Cubs Wrigley Field, Chicago, IL Sun May 30 2010, 1:24 PM - 4:13 PM CDT Att: 41,353 - Sunny - 84 F | | | | | | | | |
| 47 Ryan Ludwick, R (1.9) OBP: 0.360, SLG: 0.484 | F8 | | K | | 5 HR 1B | | 7 1B 2B | | K | 5 | 2 | 2 | 1 | 0 | 2 | 1 | | | | | | | | | |
| 5 Albert Pujols, R (1.3) OBP: 0.422, SLG: 0.572 | HR | | BB | | HR | | 7 1B IBB | | HR | 3 | 4 | 3 | 4 | 2 | 0 | 0 | | | | | | | | | |
| 7 Matt Holliday, R (1.7) OBP: 0.370, SLG: 0.460 | 23 1B 1B | | G5-3 2-3f | | HR | | 23 1B 1B | | HR | 5 | 1 | 4 | 1 | 0 | 0 | 2 | | | | | | | | | |
| 23 David Freese, R (1.5) OBP: 0.385, SLG: 0.456 | 1-2 1B | | | | K | | 1-2 1B | | HR | 5 | 1 | 3 | 3 | 0 | 2 | 1 | | | | | | | | | |
| 15 Jon Jay, L (1.8) OBP: 0.237, SLG: 0.297 | K | | | | K | | F9 P6 | | HR | 5 | 0 | 1 | 0 | 0 | 2 | 4 | | | | | | | | | |
| 4 Yadier Molina, R (1.2) OBP: 0.335, SLG: 0.346 | F9 | | | | G4-3 | | G1-3 | | F9 | 5 | 0 | 0 | 0 | 0 | 0 | 1 | | | | | | | | | |
| 13 Brendan Ryan, R (1.6) OBP: 0.279, SLG: 0.278 | P4 | | | | 50 E 47 S 1B BB | | K | | G5-3 | 3 | 1 | 0 | 0 | 1 | 1 | 0 | | | | | | | | | |
| 50 Adam Wainwright, R (1.1) OBP: 0.182, SLG: 0.167 | F7 | | | | G6-3 1-3 | | G6-3 | | G4-3 | 3 | 0 | 0 | 0 | 0 | 0 | 1 | | | | | | | | | |
| 34 Nick Stavinoha, R (8,PH) OBP: 0.333, SLG: 0.465 | | | | | | | | | | 1 | 0 | 0 | 0 | 0 | 0 | 0 | | | | | | | | | |
| 30 Jason Motte, R (8.1) OBP: 1.000, SLG: 1.000 | | | | | | | | | | 0 | 0 | 0 | 0 | 0 | 0 | 0 | | | | | | | | | |
| 46 Kyle McClellan, R (9.1) OBP: 1.000, SLG: 1.000 | | | | | | | | | | 0 | 0 | 0 | 0 | 0 | 0 | 0 | | | | | | | | | |
| Inning Stats | R: 1 H: 3 E: 0 K: 1 S: 13 | H: 3 LOB: 2 BB: 0 P: 21 | R: 0 H: 0 E: 0 K: 0 S: 6 | H: 0 LOB: 0 BB: 0 P: 8 | R: 0 H: 1 E: 0 K: 1 S: 8 | H: 1 LOB: 1 BB: 1 P: 17 | R: 0 H: 0 E: 0 K: 2 S: 7 | H: 0 LOB: 0 BB: 0 P: 10 | R: 3 H: 3 E: 0 K: 1 S: 23 | H: 3 LOB: 1 BB: 1 P: 37 | R: 0 H: 0 E: 0 K: 1 S: 9 | H: 0 LOB: 0 BB: 0 P: 13 | R: 2 H: 3 E: 0 K: 1 S: 16 | H: 3 LOB: 2 BB: 1 P: 25 | R: 0 H: 0 E: 0 K: 0 S: 8 | H: 0 LOB: 0 BB: 0 P: 12 | R: 3 H: 4 E: 0 K: 2 S: 22 | H: 4 LOB: 1 BB: 0 P: 31 | 1B: 9 2B: 1 3B: 0 HR: 4 | SF: 0 SAC: 0 DP: 1 HBP: 0 | WP: 0 PB: 0 SB: 2 CS: 0 | PA: 43 | | | |
| PITCHER | IP WLS BF H R ER SO BB IBB HBP BLK WP HR S P ERA WHIP | IP WLS BF H R ER SO BB IBB HBP BLK WP HR S P ERA WHIP | IP WLS BF H R ER SO BB IBB HBP BLK WP HR S P ERA WHIP | IP WLS BF H R ER SO BB IBB HBP BLK WP HR S P ERA WHIP | IP WLS BF H R ER SO BB IBB HBP BLK WP HR S P ERA WHIP | IP WLS BF H R ER SO BB IBB HBP BLK WP HR S P ERA WHIP | IP WLS BF H R ER SO BB IBB HBP BLK WP HR S P ERA WHIP | IP WLS BF H R ER SO BB IBB HBP BLK WP HR S P ERA WHIP | IP WLS BF H R ER SO BB IBB HBP BLK WP HR S P ERA WHIP | IP WLS BF H R ER SO BB IBB HBP BLK WP HR S P ERA WHIP | IP WLS BF H R ER SO BB IBB HBP BLK WP HR S P ERA WHIP | IP WLS BF H R ER SO BB IBB HBP BLK WP HR S P ERA WHIP | IP WLS BF H R ER SO BB IBB HBP BLK WP HR S P ERA WHIP | IP WLS BF H R ER SO BB IBB HBP BLK WP HR S P ERA WHIP | IP WLS BF H R ER SO BB IBB HBP BLK WP HR S P ERA WHIP | IP WLS BF H R ER SO BB IBB HBP BLK WP HR S P ERA WHIP | IP WLS BF H R ER SO BB IBB HBP BLK WP HR S P ERA WHIP | IP WLS BF H R ER SO BB IBB HBP BLK WP HR S P ERA WHIP | IP WLS BF H R ER SO BB IBB HBP BLK WP HR S P ERA WHIP | IP WLS BF H R ER SO BB IBB HBP BLK WP HR S P ERA WHIP | IP WLS BF H R ER SO BB IBB HBP BLK WP HR S P ERA WHIP | IP WLS BF H R ER SO BB IBB HBP BLK WP HR S P ERA WHIP | IP WLS BF H R ER SO BB IBB HBP BLK WP HR S P ERA WHIP | IP WLS BF H R ER SO BB IBB HBP BLK WP HR S P ERA WHIP | IP WLS BF H R ER SO BB IBB HBP BLK WP HR S P ERA WHIP |

| | |
|-----|----|
| AB | 40 |
| R | 9 |
| H | 14 |
| RBI | 9 |
| BB | 3 |
| SO | 9 |
| LOB | 11 |



| Batter | 1 | 2 | 3 | 4 | 5 | 6 | 7 | 8 | 9 | AB | R | H | RBI | BB | SO | LOB | BOTTOM | | | | | | | | |
|---|---|---|---|---|---|---|---|---|---|---|---|---|---|---|---|---|---|---|---|---|---|---|---|---|---|
| 1 Kosuke Fukudome, L (1.9) OBP: 0.389, SLG: 0.493 | F8 | | K | | G1-3 | | G4-3 | | | 4 | 0 | 0 | 0 | 0 | 1 | 1 | St. Louis Cardinals @ Chicago Cubs Wrigley Field, Chicago, IL Sun May 30 2010, 1:24 PM - 4:13 PM CDT Att: 41,353 - Sunny - 84 F | | | | | | | | |
| 2 Ryan Theriot, R (1.4) OBP: 0.315, SLG: 0.316 | G6-3 | | | | G1-3 | | | | F9 | 4 | 0 | 1 | 0 | 0 | 0 | 0 | | | | | | | | | |
| 25 Derrek Lee, R (1.3) OBP: 0.342, SLG: 0.374 | K | | G6-3 | | | | K | | K | 4 | 0 | 0 | 0 | 0 | 3 | 1 | | | | | | | | | |
| 16 Aramis Ramirez, R (1.5) OBP: 0.232, SLG: 0.276 | | | 24 G6-3 13 1B 1B | | K | | F8 | | F9 | 4 | 0 | 1 | 0 | 0 | 1 | 0 | | | | | | | | | |
| 24 Marlon Byrd, R (1.8) OBP: 0.337, SLG: 0.495 | | | G6-3 | | 12 2B 1B | | K | | G5-3 | 4 | 0 | 1 | 0 | 0 | 1 | 1 | | | | | | | | | |
| 12 Alfonso Soriano, R (1.7) OBP: 0.371, SLG: 0.585 | | | 13 1B BB | | | | K2-3 | | G6-3 | 3 | 0 | 1 | 0 | 1 | 1 | 0 | | | | | | | | | |
| 18 Geovany Soto, R (1.2) OBP: 0.411, SLG: 0.417 | | | K | | 13 G6-4-3 BB | | | | P5 | 3 | 1 | 1 | 1 | 1 | 1 | 2 | | | | | | | | | |
| 13 Starlin Castro, R (1.6) OBP: 0.360, SLG: 0.422 | | | | | G6-4-3 | | | | | 3 | 0 | 2 | 0 | 0 | 0 | 3 | | | | | | | | | |
| 46 Ryan Dempster, R (1.1) OBP: 0.227, SLG: 0.273 | | | | | G5-3 | | | | | 2 | 0 | 0 | 0 | 0 | 0 | 0 | | | | | | | | | |
| 62 Bob Howry, L (7.1) ERA: 2.51 | | | | | | | | | | 0 | 0 | 0 | 0 | 0 | 0 | 0 | | | | | | | | | |
| 21 Tyler Colvin, L (7,PH) OBP: 0.370, SLG: 0.634 | | | | | | | | | | 1 | 0 | 0 | 0 | 0 | 1 | 1 | | | | | | | | | |
| 43 John Grabow, L (8.1) ERA: 2.01 | | | | | | | | | | 0 | 0 | 0 | 0 | 0 | 0 | 0 | | | | | | | | | |
| Inning Stats | R: 0 H: 0 E: 0 K: 1 S: 8 | H: 2 LOB: 2 BB: 1 P: 23 | R: 0 H: 1 E: 0 K: 1 S: 12 | H: 1 LOB: 0 BB: 0 P: 17 | R: 0 H: 2 E: 0 K: 1 S: 10 | H: 2 LOB: 2 BB: 1 P: 15 | R: 0 H: 0 E: 0 K: 2 S: 12 | H: 0 LOB: 0 BB: 0 P: 17 | R: 1 H: 2 E: 0 K: 2 S: 10 | H: 2 LOB: 1 BB: 0 P: 14 | R: 0 H: 0 E: 0 K: 1 S: 11 | H: 0 LOB: 0 BB: 0 P: 18 | R: 0 H: 0 E: 0 K: 0 S: 9 | H: 0 LOB: 0 BB: 0 P: 11 | 1B: 5 2B: 1 3B: 0 HR: 1 | SF: 0 SAC: 0 DP: 1 HBP: 0 | WP: 0 PB: 0 SB: 0 CS: 0 | PA: 34 | | | | | | | |
| PITCHER | IP WLS BF H R ER SO BB IBB HBP BLK WP HR S P ERA WHIP | IP WLS BF H R ER SO BB IBB HBP BLK WP HR S P ERA WHIP | IP WLS BF H R ER SO BB IBB HBP BLK WP HR S P ERA WHIP | IP WLS BF H R ER SO BB IBB HBP BLK WP HR S P ERA WHIP | IP WLS BF H R ER SO BB IBB HBP BLK WP HR S P ERA WHIP | IP WLS BF H R ER SO BB IBB HBP BLK WP HR S P ERA WHIP | IP WLS BF H R ER SO BB IBB HBP BLK WP HR S P ERA WHIP | IP WLS BF H R ER SO BB IBB HBP BLK WP HR S P ERA WHIP | IP WLS BF H R ER SO BB IBB HBP BLK WP HR S P ERA WHIP | IP WLS BF H R ER SO BB IBB HBP BLK WP HR S P ERA WHIP | IP WLS BF H R ER SO BB IBB HBP BLK WP HR S P ERA WHIP | IP WLS BF H R ER SO BB IBB HBP BLK WP HR S P ERA WHIP | IP WLS BF H R ER SO BB IBB HBP BLK WP HR S P ERA WHIP | IP WLS BF H R ER SO BB IBB HBP BLK WP HR S P ERA WHIP | IP WLS BF H R ER SO BB IBB HBP BLK WP HR S P ERA WHIP | IP WLS BF H R ER SO BB IBB HBP BLK WP HR S P ERA WHIP | IP WLS BF H R ER SO BB IBB HBP BLK WP HR S P ERA WHIP | IP WLS BF H R ER SO BB IBB HBP BLK WP HR S P ERA WHIP | IP WLS BF H R ER SO BB IBB HBP BLK WP HR S P ERA WHIP | IP WLS BF H R ER SO BB IBB HBP BLK WP HR S P ERA WHIP | IP WLS BF H R ER SO BB IBB HBP BLK WP HR S P ERA WHIP | IP WLS BF H R ER SO BB IBB HBP BLK WP HR S P ERA WHIP | IP WLS BF H R ER SO BB IBB HBP BLK WP HR S P ERA WHIP | IP WLS BF H R ER SO BB IBB HBP BLK WP HR S P ERA WHIP | IP WLS BF H R ER SO BB IBB HBP BLK WP HR S P ERA WHIP |

| | |
|-----|----|
| AB | 32 |
| R | 1 |
| H | 7 |
| RBI | 1 |
| BB | 2 |
| SO | 9 |
| LOB | 9 |



| Batter | 1 | 2 | 3 | 4 | 5 | 6 | 7 | 8 | 9 | AB | R | H | RBI | BB | SO | LOB | TOP | | |
|--|---|----------------------------------|------------------------------|----------------------------------|-------------------------------|----------------------------------|-------------------------------|----------------------------------|-------------------------------|----------------------------------|------------------------------|----------------------------------|------------------------------|----------------------------------|-------------------------------|----------------------------------|----------------------------------|------------------------------------|--------------------------|
| 1 Kosuke Fukudome, L (1, 9) OBP: 0.392, SLG: 0.490 | | | | | | | | | | 3 | 0 | 1 | 0 | 1 | 1 | 0 | | | |
| 24 Marlon Byrd, R (1, 8) OBP: 0.341, SLG: 0.490 | | | | | | | | | | 2 | 0 | 0 | 0 | 1 | 1 | 3 | | | |
| 25 Derrek Lee, R (1, 3) OBP: 0.341, SLG: 0.368 | | | | | | | | | | 3 | 0 | 0 | 0 | 1 | 2 | 4 | | | |
| 16 Aramis Ramirez, R (1, 5) OBP: 0.227, SLG: 0.269 | | | | | | | | | | 4 | 0 | 0 | 0 | 0 | 2 | 6 | | | |
| 48 Andrew Cashner, R (8, 1) | | | | | | | | | | 0 | 0 | 0 | 0 | 0 | 0 | 0 | | | |
| 17 Mike Fontenot, L (1, 4) (8, 5) OBP: 0.373, SLG: 0.481 | | | | | | | | | | 4 | 0 | 0 | 0 | 0 | 0 | 1 | | | |
| 12 Alfonso Soriano, R (1, 7) OBP: 0.368, SLG: 0.589 | | | | | | | | | | 4 | 1 | 1 | 0 | 0 | 1 | 0 | | | |
| 18 Geovany Soto, R (1, 2) OBP: 0.409, SLG: 0.415 | | | | | | | | | | 3 | 0 | 1 | 1 | 0 | 0 | 0 | | | |
| 21 Tyler Colvin, L (9, PH) OBP: 0.366, SLG: 0.625 | | | | | | | | | | 1 | 0 | 0 | 0 | 0 | 0 | 0 | | | |
| 13 Starlin Castro, R (1, 6) OBP: 0.355, SLG: 0.414 | | | | | | | | | | 4 | 0 | 1 | 0 | 0 | 0 | 1 | | | |
| 36 Randy Wells, R (1, 1) OBP: 0.236, SLG: 0.290 | | | | | | | | | | 2 | 0 | 0 | 0 | 0 | 0 | 0 | | | |
| 40 James Russell, L (6, 1) | | | | | | | | | | 0 | 0 | 0 | 0 | 0 | 0 | 0 | | | |
| 44 Jeff Stevens, R (6, 1) | | | | | | | | | | 0 | 0 | 0 | 0 | 0 | 0 | 0 | | | |
| 22 Xavier Nady, R (7, PH) OBP: 0.347 | | | | | | | | | | 0 | 0 | 0 | 0 | 0 | 0 | 0 | | | |
| 62 Bob Howry, L (7, 1) | | | | | | | | | | 0 | 0 | 0 | 0 | 0 | 0 | 0 | | | |
| 45 Sean Marshall, L (8, 1) | | | | | | | | | | 0 | 0 | 0 | 0 | 0 | 0 | 0 | | | |
| 2 Ryan Theriot, R (8, 4) OBP: 0.333, SLG: 0.334 | | | | | | | | | | 1 | 0 | 0 | 0 | 0 | 1 | 1 | | | |
| Inning Stats | R: 0 E: 0 K: 2 S: 10 | H: 0 LOB: 1 BB: 0 P: 14 | R: 1 E: 0 K: 0 S: 9 | H: 1 LOB: 0 BB: 0 P: 12 | R: 0 E: 1 K: 1 S: 13 | H: 1 LOB: 2 BB: 0 P: 19 | R: 0 E: 0 K: 0 S: 10 | H: 1 LOB: 1 BB: 0 P: 16 | R: 0 E: 0 K: 2 S: 11 | H: 0 LOB: 0 BB: 2 P: 20 | R: 0 E: 0 K: 0 S: 6 | H: 0 LOB: 0 BB: 0 P: 11 | R: 0 E: 0 K: 1 S: 8 | H: 0 LOB: 1 BB: 1 P: 13 | R: 0 E: 0 K: 2 S: 10 | H: 1 LOB: 0 BB: 0 P: 14 | 1B: 3 2B: 0 3B: 1 HR: 0 | SF: 0 SAC: 0 DP: 0 HBP: 1 | WP: 0 PA: 36 CS: 1 |
| PITCHER | IP WLS BF H R ER SO BB IBB HBP BLK WP HR S P ERA WHIP | | | | | | | | | | | | | | | | | | |
| 49 Ross Ohlendorf, R (1, 1) ERA: 4.26 | 7.0 | | 28 | 3 | 1 | 1 | 6 | 2 | 0 | 1 | 0 | 0 | 0 | 0 | 67 | 103 | 1.29 | 0.714 | |
| 47 Evan Meek, R (8, 1) ERA: 0.89 | 1.0 | W | 4 | 0 | 0 | 0 | 1 | 1 | 0 | 0 | 0 | 0 | 0 | 7 | 13 | 0.00 | 1.000 | | |
| 29 Octavio Dotel, R (9, 1) ERA: 5.31 | 1.0 | S | 4 | 1 | 0 | 0 | 2 | 0 | 0 | 0 | 0 | 0 | 0 | 10 | 14 | 0.00 | 1.000 | | |

Chicago Cubs @ Pittsburgh Pirates
PNC Park, Pittsburgh, PA
Mon May 31 2010, 1:37 PM - 4:23 PM EDT
Att: 20,235 - Cloudy - 82 F

AB 32
R 1
H 4
RBI 1
BB 3
SO 9
LOB 16



| Batter | 1 | 2 | 3 | 4 | 5 | 6 | 7 | 8 | 9 | AB | R | H | RBI | BB | SO | LOB | BOTTOM | | |
|---|---|----------------------------------|------------------------------|----------------------------------|-------------------------------|----------------------------------|-------------------------------|----------------------------------|-------------------------------|----------------------------------|-------------------------------|----------------------------------|------------------------------|----------------------------------|------------------------------|----------------------------------|----------------------------------|------------------------------------|--------------------------|
| 22 Andrew McCutchen, R (1, 8) OBP: 0.382, SLG: 0.487 | | | | | | | | | | 3 | 0 | 1 | 0 | 1 | 0 | 0 | | | |
| 18 Neil Walker, S (1, 4) OBP: 0.345, SLG: 0.464 | | | | | | | | | | 4 | 0 | 2 | 0 | 0 | 0 | 0 | | | |
| 15 Andy LaRoche, R (1, 5) OBP: 0.321, SLG: 0.355 | | | | | | | | | | 3 | 0 | 0 | 0 | 1 | 0 | 4 | | | |
| 46 Garrett Jones, L (1, 9) OBP: 0.340, SLG: 0.415 | | | | | | | | | | 4 | 2 | 2 | 1 | 0 | 0 | 1 | | | |
| 19 Ryan Church, L (1, 7) OBP: 0.250, SLG: 0.347 | | | | | | | | | | 2 | 0 | 0 | 0 | 0 | 1 | 0 | | | |
| 85 Lastings Milledge, R (6, PH) OBP: 0.320, SLG: 0.317 | | | | | | | | | | 2 | 0 | 1 | 0 | 2 | 0 | 0 | | | |
| 41 Ryan Doumit, S (1, 2) OBP: 0.371, SLG: 0.451 | | | | | | | | | | 3 | 0 | 0 | 0 | 0 | 0 | 2 | | | |
| 6 Jeff Clement, L (1, 3) OBP: 0.242, SLG: 0.350 | | | | | | | | | | 1 | 0 | 1 | 1 | 0 | 0 | 0 | | | |
| 2 Bobby Crosby, R (6, PH) OBP: 0.333, SLG: 0.305 | | | | | | | | | | 4 | 0 | 0 | 0 | 0 | 1 | 3 | | | |
| 5 Ronny Cedeno, R (1, 6) OBP: 0.299, SLG: 0.376 | | | | | | | | | | 2 | 0 | 0 | 0 | 0 | 2 | 0 | | | |
| 49 Ross Ohlendorf, R (1, 1) ERA: 4.4 | 5.0 | | 21 | 3 | 0 | 0 | 3 | 3 | 0 | 0 | 0 | 0 | 0 | 0 | 0 | 0 | | | |
| 3 Akitori Iwamura, L (7, PH) OBP: 0.272, SLG: 0.248 | 0.2 | B | 4 | 2 | 1 | 1 | 0 | 0 | 0 | 0 | 0 | 0 | 0 | 0 | 0 | 0 | | | |
| 47 Evan Meek, R (8, 1) ERA: 2.1 | 0.1 | | 1 | 0 | 0 | 0 | 1 | 0 | 0 | 0 | 0 | 0 | 0 | 0 | 0 | 0 | | | |
| 29 Octavio Dotel, R (9, 1) ERA: 2.1 | 1.0 | L | 5 | 2 | 1 | 1 | 0 | 0 | 1 | 0 | 0 | 0 | 0 | 0 | 0 | 0 | | | |
| Inning Stats | R: 0 E: 0 K: 0 S: 8 | H: 0 LOB: 1 BB: 1 P: 16 | R: 0 E: 0 K: 0 S: 8 | H: 0 LOB: 0 BB: 0 P: 13 | R: 0 E: 0 K: 1 S: 12 | H: 1 LOB: 1 BB: 1 P: 21 | R: 0 E: 0 K: 1 S: 11 | H: 0 LOB: 1 BB: 1 P: 19 | R: 0 E: 0 K: 1 S: 13 | H: 2 LOB: 2 BB: 0 P: 21 | R: 1 E: 0 K: 1 S: 12 | H: 2 LOB: 1 BB: 0 P: 20 | R: 0 E: 0 K: 0 S: 7 | H: 0 LOB: 0 BB: 0 P: 12 | R: 1 E: 0 K: 0 S: 9 | H: 2 LOB: 2 BB: 1 P: 19 | 1B: 5 2B: 1 3B: 0 HR: 1 | SF: 0 SAC: 0 DP: 0 HBP: 0 | WP: 0 PA: 35 CS: 0 |
| PITCHER | IP WLS BF H R ER SO BB IBB HBP BLK WP HR S P ERA WHIP | | | | | | | | | | | | | | | | | | |
| 36 Randy Wells, R (1, 1) ERA: 4.4 | 5.0 | | 21 | 3 | 0 | 0 | 3 | 3 | 0 | 0 | 0 | 0 | 0 | 0 | 0 | 0 | | | |
| 40 James Russell, L (6, 1) ERA: 2.1 | 0.2 | B | 4 | 2 | 1 | 1 | 0 | 0 | 0 | 0 | 0 | 0 | 0 | 0 | 0 | 0 | | | |
| 44 Jeff Stevens, R (6, 1) ERA: 2.1 | 0.1 | | 1 | 0 | 0 | 0 | 1 | 0 | 0 | 0 | 0 | 0 | 0 | 0 | 0 | 0 | | | |
| 62 Bob Howry, R (7, 1) ERA: 8.5 | 1.0 | L | 5 | 2 | 1 | 1 | 0 | 0 | 1 | 0 | 0 | 0 | 0 | 0 | 0 | 0 | | | |
| 45 Sean Marshall, L (8, 1) ERA: 2.13 | 0.2 | L | 5 | 2 | 1 | 1 | 0 | 0 | 1 | 0 | 0 | 0 | 0 | 0 | 0 | 0 | | | |
| PITCHER | IP WLS BF H R ER SO BB IBB HBP BLK WP HR S P ERA WHIP | | | | | | | | | | | | | | | | | | |
| 48 Andrew Cashner, R (8, 1) ERA: 2.13 | 0.1 | | 1 | 0 | 0 | 0 | 0 | 0 | 0 | 0 | 0 | 0 | 0 | 0 | 0 | 0 | | | |

Chicago Cubs @ Pittsburgh Pirates
PNC Park, Pittsburgh, PA
Mon May 31 2010, 1:37 PM - 4:23 PM EDT
Att: 20,235 - Cloudy - 82 F

AB 31
R 2
H 7
RBI 2
BB 4
SO 4
LOB 11



| Batter | 1 | 2 | 3 | 4 | 5 | 6 | 7 | 8 | 9 | AB | R | H | RBI | BB | SO | LOB | TOP | | | | | | | | |
|---|---|---|---|---|---|---|---|---|---|---|---|---|---|---|---|---|--|---|---|---|---|---|---|---|---|
| 2 Ryan Theriot, R OBP: 0.305, SLG: 0.302 | F9 | | G4-3 | | E5 | | F9 | | G3-1 | 4 | 0 | 0 | 0 | 1 | 0 | 1 | Chicago Cubs @ Houston Astros Minute Maid Park, Houston, TX Sat Jun 05 2010, 6:06 PM - 8:54 PM CDT Att: 34,241 - Roof Closed - 73 F | | | | | | | | |
| 21 Tyler Colvin, L OBP: 0.363, SLG: 0.638 | 25 L6 | | | | K | | G3-1 | | HR | 5 | 1 | 2 | 2 | 0 | 1 | 2 | | | | | | | | | |
| 25 Derrek Lee, R OBP: 0.343, SLG: 0.371 | L6 | | | | 24 2B | | F8 | | K | 5 | 2 | 2 | 0 | 0 | 1 | 2 | | | | | | | | | |
| 24 Marlon Byrd, R OBP: 0.347, SLG: 0.510 | | G6-3 | | | 16 1B | | | | G5-3 | 5 | 1 | 3 | 1 | 0 | 0 | 1 | | | | | | | | | |
| 16 Aramis Ramirez, R OBP: 0.233, SLG: 0.291 | | HR | | | 16 1B | | P6 | | 13 1B | 4 | 2 | 3 | 2 | 0 | 0 | 1 | | | | | | | | | |
| 12 Alfonso Soriano, R OBP: 0.361, SLG: 0.572 | | P4 | | | SF9 | | F9 | | 13 1B | 2 | 1 | 0 | 1 | 1 | 0 | 1 | | | | | | | | | |
| 13 Starlin Castro, R OBP: 0.337, SLG: 0.381 | | F9 | | | G4-3 | | G6-3 | | 55 2B | 4 | 0 | 0 | 0 | 0 | 0 | 5 | | | | | | | | | |
| 55 Koyie Hill, S OBP: 0.291, SLG: 0.308 | | | | | B1-3 | | HR | | 21 HR | 3 | 1 | 2 | 2 | 1 | 0 | 0 | | | | | | | | | |
| 46 Ryan Dempster, R OBP: 0.208, SLG: 0.250 | | | | | G6-3 | | P6 | | SH2-4 | 2 | 0 | 0 | 0 | 0 | 0 | 0 | | | | | | | | | |
| 45 Sean Marshall, L (7, 1) | | | | | | | SH2-4 | | K | 1 | 0 | 0 | 0 | 0 | 0 | 1 | | | | | | | | | |
| 44 Jeff Stevens, R (8, 1) | | | | | | | | | | 0 | 0 | 0 | 0 | 0 | 0 | 0 | | | | | | | | | |
| 49 Carlos Marmol, R (9, 1) | | | | | | | | | | 0 | 0 | 0 | 0 | 0 | 0 | 0 | | | | | | | | | |
| Inning Stats | R: 0 E: 0 K: 0 S: 4 | H: 1 LOB: 0 BB: 0 P: 5 | R: 1 E: 0 K: 0 S: 10 | H: 1 LOB: 0 BB: 0 P: 14 | R: 0 E: 0 K: 0 S: 5 | H: 0 LOB: 0 BB: 0 P: 6 | R: 2 E: 0 K: 1 S: 15 | H: 3 LOB: 1 BB: 0 P: 20 | R: 0 E: 1 K: 0 S: 7 | H: 1 LOB: 1 BB: 0 P: 12 | R: 1 E: 0 K: 0 S: 10 | H: 2 LOB: 1 BB: 0 P: 13 | R: 2 E: 0 K: 0 S: 9 | H: 1 LOB: 0 BB: 1 P: 19 | R: 2 E: 0 K: 1 S: 13 | H: 3 LOB: 1 BB: 1 P: 22 | R: 0 E: 0 K: 1 S: 12 | H: 0 LOB: 1 BB: 1 P: 19 | 1B: 5 2B: 6 3B: 0 HR: 2 | SF: 1 SAC: 1 DP: 2 HBP: 0 | WP: 0 PB: 0 SB: 0 CS: 0 | PA: 40 | | | |
| PITCHER | IP WLS BF H R ER SO BB IBB HBP BLK WP HR S P ERA WHIP | IP WLS BF H R ER SO BB IBB HBP BLK WP HR S P ERA WHIP | IP WLS BF H R ER SO BB IBB HBP BLK WP HR S P ERA WHIP | IP WLS BF H R ER SO BB IBB HBP BLK WP HR S P ERA WHIP | IP WLS BF H R ER SO BB IBB HBP BLK WP HR S P ERA WHIP | IP WLS BF H R ER SO BB IBB HBP BLK WP HR S P ERA WHIP | IP WLS BF H R ER SO BB IBB HBP BLK WP HR S P ERA WHIP | IP WLS BF H R ER SO BB IBB HBP BLK WP HR S P ERA WHIP | IP WLS BF H R ER SO BB IBB HBP BLK WP HR S P ERA WHIP | IP WLS BF H R ER SO BB IBB HBP BLK WP HR S P ERA WHIP | IP WLS BF H R ER SO BB IBB HBP BLK WP HR S P ERA WHIP | IP WLS BF H R ER SO BB IBB HBP BLK WP HR S P ERA WHIP | IP WLS BF H R ER SO BB IBB HBP BLK WP HR S P ERA WHIP | IP WLS BF H R ER SO BB IBB HBP BLK WP HR S P ERA WHIP | IP WLS BF H R ER SO BB IBB HBP BLK WP HR S P ERA WHIP | IP WLS BF H R ER SO BB IBB HBP BLK WP HR S P ERA WHIP | IP WLS BF H R ER SO BB IBB HBP BLK WP HR S P ERA WHIP | IP WLS BF H R ER SO BB IBB HBP BLK WP HR S P ERA WHIP | IP WLS BF H R ER SO BB IBB HBP BLK WP HR S P ERA WHIP | IP WLS BF H R ER SO BB IBB HBP BLK WP HR S P ERA WHIP | IP WLS BF H R ER SO BB IBB HBP BLK WP HR S P ERA WHIP | IP WLS BF H R ER SO BB IBB HBP BLK WP HR S P ERA WHIP | IP WLS BF H R ER SO BB IBB HBP BLK WP HR S P ERA WHIP | IP WLS BF H R ER SO BB IBB HBP BLK WP HR S P ERA WHIP | IP WLS BF H R ER SO BB IBB HBP BLK WP HR S P ERA WHIP |

| | |
|-----|----|
| AB | 35 |
| R | 8 |
| H | 12 |
| RBI | 8 |
| BB | 3 |
| SO | 3 |
| LOB | 14 |



| Batter | 1 | 2 | 3 | 4 | 5 | 6 | 7 | 8 | 9 | AB | R | H | RBI | BB | SO | LOB | BOTTOM | | | | | | | | |
|---|---|---|---|---|---|---|---|---|---|---|---|---|---|---|---|---|--|---|---|---|---|---|---|---|---|
| 21 Michael Bourn, L OBP: 0.366, SLG: 0.350 | 8 1B | | K | | 8 1B | | K | | P6 | 4 | 1 | 1 | 0 | 1 | 2 | 1 | Chicago Cubs @ Houston Astros Minute Maid Park, Houston, TX Sat Jun 05 2010, 6:06 PM - 8:54 PM CDT Att: 34,241 - Roof Closed - 73 F | | | | | | | | |
| 8 Jeff Keppinger, R OBP: 0.347, SLG: 0.399 | G6-3 | | HR | | G4-6-3 | | | | L4 | 4 | 1 | 1 | 1 | 0 | 0 | 2 | | | | | | | | | |
| 17 Lance Berkman, S OBP: 0.369, SLG: 0.440 | 3H | | P5 | | | | L9 | | K | 4 | 0 | 1 | 1 | 0 | 1 | 0 | | | | | | | | | |
| 45 Carlos Lee, R OBP: 0.257, SLG: 0.365 | K | | G5-3 | | 77 1B | | FC6-4 | | G3 | 4 | 0 | 1 | 0 | 0 | 1 | 1 | | | | | | | | | |
| 9 Hunter Pence, R OBP: 0.308, SLG: 0.448 | G4-3 | | | | 77 1B | | K | | G6-3 | 3 | 0 | 0 | 0 | 1 | 1 | 2 | | | | | | | | | |
| 77 Pedro Feliz, R OBP: 0.255, SLG: 0.318 | F8 | | | | 1B | | FC6-4 | | 12 E | 4 | 1 | 2 | 0 | 0 | 0 | 1 | | | | | | | | | |
| 12 Tommy Manzella, R OBP: 0.253, SLG: 0.243 | K | | K | | K | | F9 | | FC6 | 4 | 1 | 0 | 0 | 0 | 2 | 3 | | | | | | | | | |
| 55 Humberto Quintero, R OBP: 0.267, SLG: 0.333 | F9 | | G6-3 | | | | HR | | 55 2B | 4 | 1 | 2 | 2 | 0 | 0 | 2 | | | | | | | | | |
| 44 Roy Oswalt, R ERA: 3.22 | | | K | | K | | G4-3 | | G6-3 | 2 | 0 | 0 | 0 | 0 | 2 | 0 | | | | | | | | | |
| 18 Cory Sullivan, L ERA: 2.03 | | | | | | | | | G6-3 | 1 | 0 | 0 | 0 | 0 | 0 | 0 | | | | | | | | | |
| 47 Jeff Fulchino, L ERA: 2.03 | | | | | | | | | | 0 | 0 | 0 | 0 | 0 | 0 | 0 | | | | | | | | | |
| 73 Gustavo Chacin, L ERA: 1.64 | | | | | | | | | | 0 | 0 | 0 | 0 | 0 | 0 | 0 | | | | | | | | | |
| 53 Wesley Wright, L ERA: 5.4 | | | | | | | | | | 0 | 0 | 0 | 0 | 0 | 0 | 0 | | | | | | | | | |
| 27 Geoff Blum, S ERA: 1.37 | | | | | | | | | | 1 | 0 | 0 | 1 | 0 | 0 | 1 | | | | | | | | | |
| Inning Stats | R: 1 E: 0 K: 1 S: 14 | H: 1 LOB: 1 BB: 1 P: 28 | R: 0 E: 0 K: 1 S: 7 | H: 0 LOB: 0 BB: 0 P: 7 | R: 1 E: 0 K: 2 S: 12 | H: 1 LOB: 0 BB: 0 P: 15 | R: 0 E: 0 K: 1 S: 12 | H: 1 LOB: 2 BB: 1 P: 21 | R: 0 E: 0 K: 1 S: 8 | H: 1 LOB: 0 BB: 0 P: 11 | R: 0 E: 0 K: 1 S: 9 | H: 1 LOB: 1 BB: 0 P: 15 | R: 1 E: 0 K: 0 S: 10 | H: 1 LOB: 0 BB: 0 P: 15 | R: 0 E: 0 K: 1 S: 10 | H: 0 LOB: 0 BB: 0 P: 15 | R: 2 E: 1 K: 0 S: 14 | H: 2 LOB: 1 BB: 0 P: 21 | 1B: 5 2B: 1 3B: 0 HR: 2 | SF: 0 SAC: 0 DP: 1 HBP: 0 | WP: 0 PB: 0 SB: 1 CS: 0 | PA: 37 | | | |
| PITCHER | IP WLS BF H R ER SO BB IBB HBP BLK WP HR S P ERA WHIP | IP WLS BF H R ER SO BB IBB HBP BLK WP HR S P ERA WHIP | IP WLS BF H R ER SO BB IBB HBP BLK WP HR S P ERA WHIP | IP WLS BF H R ER SO BB IBB HBP BLK WP HR S P ERA WHIP | IP WLS BF H R ER SO BB IBB HBP BLK WP HR S P ERA WHIP | IP WLS BF H R ER SO BB IBB HBP BLK WP HR S P ERA WHIP | IP WLS BF H R ER SO BB IBB HBP BLK WP HR S P ERA WHIP | IP WLS BF H R ER SO BB IBB HBP BLK WP HR S P ERA WHIP | IP WLS BF H R ER SO BB IBB HBP BLK WP HR S P ERA WHIP | IP WLS BF H R ER SO BB IBB HBP BLK WP HR S P ERA WHIP | IP WLS BF H R ER SO BB IBB HBP BLK WP HR S P ERA WHIP | IP WLS BF H R ER SO BB IBB HBP BLK WP HR S P ERA WHIP | IP WLS BF H R ER SO BB IBB HBP BLK WP HR S P ERA WHIP | IP WLS BF H R ER SO BB IBB HBP BLK WP HR S P ERA WHIP | IP WLS BF H R ER SO BB IBB HBP BLK WP HR S P ERA WHIP | IP WLS BF H R ER SO BB IBB HBP BLK WP HR S P ERA WHIP | IP WLS BF H R ER SO BB IBB HBP BLK WP HR S P ERA WHIP | IP WLS BF H R ER SO BB IBB HBP BLK WP HR S P ERA WHIP | IP WLS BF H R ER SO BB IBB HBP BLK WP HR S P ERA WHIP | IP WLS BF H R ER SO BB IBB HBP BLK WP HR S P ERA WHIP | IP WLS BF H R ER SO BB IBB HBP BLK WP HR S P ERA WHIP | IP WLS BF H R ER SO BB IBB HBP BLK WP HR S P ERA WHIP | IP WLS BF H R ER SO BB IBB HBP BLK WP HR S P ERA WHIP | IP WLS BF H R ER SO BB IBB HBP BLK WP HR S P ERA WHIP | IP WLS BF H R ER SO BB IBB HBP BLK WP HR S P ERA WHIP |

| | |
|-----|----|
| AB | 35 |
| R | 5 |
| H | 8 |
| RBI | 5 |
| BB | 2 |
| SO | 9 |
| LOB | 13 |



| Batter | 1 | 2 | 3 | 4 | 5 | 6 | 7 | 8 | 9 | AB | R | H | RBI | BB | SO | LOB | TOP | | | | | | | | | | |
|---|--------------------------------------|----------------------------------|--------------------------------------|----------------------------------|---------------------------------------|----------------------------------|--------------------------------------|----------------------------------|---------------------------------------|----------------------------------|--------------------------------------|----------------------------------|---------------------------------------|----------------------------------|--------------------------------------|----------------------------------|--|----------------------------------|----------------------------------|------------------------------------|----------------------------------|--------|--|--|--|--|--|
| 2 Ryan Theriot, R OBP: 0.322, SLG: 0.318 | | | | | | | | | | 3 | 4 | 2 | 0 | 2 | 0 | 1 | Chicago Cubs @ Pittsburgh Pirates PNC Park, Pittsburgh, PA Mon Jun 07 2010, 12:37 PM - 3:22 PM EDT Att: 12,768 - Cloudy - 65 F | | | | | | | | | | |
| 28 Jeff Baker, R OBP: 0.268, SLG: 0.387 | | | | | | | | | | 4 | 0 | 1 | 2 | 0 | 2 | 3 | | | | | | | | | | | |
| 25 Derrek Lee, R OBP: 0.339, SLG: 0.365 | | | | | | | | | | 5 | 1 | 1 | 1 | 0 | 0 | 3 | | | | | | | | | | | |
| 22 Xavier Nady, R OBP: 0.337, SLG: 0.420 | | | | | | | | | | 3 | 0 | 0 | 0 | 1 | 0 | 2 | | | | | | | | | | | |
| 21 Tyler Colvin, L OBP: 0.351, SLG: 0.605 | | | | | | | | | | 1 | 0 | 0 | 0 | 0 | 1 | 1 | | | | | | | | | | | |
| 24 Marlon Byrd, R OBP: 0.360, SLG: 0.519 | | | | | | | | | | 4 | 1 | 3 | 2 | 0 | 0 | 0 | | | | | | | | | | | |
| 12 Alfonso Soriano, R OBP: 0.327, SLG: 0.563 | | | | | | | | | | 3 | 0 | 0 | 0 | 2 | 1 | 5 | | | | | | | | | | | |
| 18 Geovany Soto, R OBP: 0.404, SLG: 0.415 | | | | | | | | | | 4 | 0 | 2 | 1 | 0 | 1 | 1 | | | | | | | | | | | |
| 13 Starlin Castro, R OBP: 0.321, SLG: 0.359 | | | | | | | | | | 3 | 0 | 0 | 0 | 1 | 0 | 3 | | | | | | | | | | | |
| 52 Carlos Silva, R OBP: 0.217, SLG: 0.150 | | | | | | | | | | 3 | 0 | 1 | 0 | 0 | 0 | 3 | | | | | | | | | | | |
| 16 Aramis Ramirez, R OBP: 0.232, SLG: 0.285 | | | | | | | | | | 1 | 0 | 0 | 0 | 0 | 1 | 0 | | | | | | | | | | | |
| 44 Jeff Stevens, L OBP: 0.232, SLG: 0.285 | | | | | | | | | | 0 | 0 | 0 | 0 | 0 | 0 | 0 | | | | | | | | | | | |
| 45 Sean Marshall, L OBP: 0.232, SLG: 0.285 | | | | | | | | | | 0 | 0 | 0 | 0 | 0 | 0 | 0 | | | | | | | | | | | |
| Inning Stats | R: 1 H: 1 E: 0 K: 0 S: 8 | H: 1 LOB: 0 BB: 0 P: 13 | R: 0 H: 2 E: 0 K: 0 S: 6 | H: 2 LOB: 1 BB: 1 P: 15 | R: 1 H: 2 E: 0 K: 0 S: 12 | H: 2 LOB: 1 BB: 0 P: 17 | R: 1 H: 2 E: 0 K: 0 S: 7 | H: 1 LOB: 1 BB: 0 P: 14 | R: 0 H: 0 E: 0 K: 1 S: 11 | H: 0 LOB: 1 BB: 1 P: 17 | R: 0 H: 0 E: 0 K: 1 S: 8 | H: 0 LOB: 1 BB: 2 P: 20 | R: 1 H: 1 E: 0 K: 1 S: 12 | H: 1 LOB: 3 BB: 2 P: 25 | R: 0 H: 0 E: 0 K: 1 S: 8 | H: 0 LOB: 0 BB: 0 P: 14 | R: 2 H: 3 E: 0 K: 3 S: 17 | H: 3 LOB: 1 BB: 0 P: 22 | 1B: 7 2B: 3 3B: 0 HR: 0 | SF: 1 SAC: 0 DP: 1 HBP: 1 | WP: 3 PB: 0 SB: 3 CS: 1 | PA: 42 | | | | | |
| PITCHER | IP | WLS | BF | H | R | ER | SO | BB | IBB | HBP | BLK | WP | HR | S | P | ERA | WHIP | | | | | | | | | | |
| 59 Dana Eveland, L ERA: 6.34 | 5.0 | L | 22 | 6 | 3 | 3 | 0 | 2 | 0 | 1 | 0 | 1 | 0 | 44 | 76 | 5.40 | 1.600 | | | | | | | | | | |
| 77 D.J. Carrasco, R ERA: 3.69 | 1.0 | | 5 | 0 | 0 | 0 | 1 | 1 | 1 | 0 | 0 | 0 | 0 | 8 | 20 | 0.00 | 1.000 | | | | | | | | | | |
| 43 Jack Taschner, L ERA: 6.05 | 2.0 | | 9 | 1 | 1 | 2 | 2 | 2 | 0 | 0 | 0 | 0 | 0 | 20 | 39 | 4.50 | 1.500 | | | | | | | | | | |
| Joel Hanrahan, R ERA: 5.47 | 1.0 | | 6 | 3 | 2 | 2 | 3 | 0 | 0 | 0 | 0 | 2 | 0 | 17 | 22 | 18.00 | 3.000 | | | | | | | | | | |

| Batter | 1 | 2 | 3 | 4 | 5 | 6 | 7 | 8 | 9 | AB | R | H | RBI | BB | SO | LOB | BOTTOM | | | | | | | | | | |
|---|--------------------------------------|----------------------------------|---------------------------------------|----------------------------------|--------------------------------------|----------------------------------|---------------------------------------|----------------------------------|---------------------------------------|----------------------------------|--------------------------------------|---------------------------------|---------------------------------------|----------------------------------|--------------------------------------|----------------------------------|--|----------------------------------|----------------------------------|------------------------------------|----------------------------------|--------|--|--|--|--|--|
| 22 Andrew McCutchen, R OBP: 0.381, SLG: 0.488 | | | | | | | | | | 4 | 0 | 1 | 0 | 0 | 1 | 3 | Chicago Cubs @ Pittsburgh Pirates PNC Park, Pittsburgh, PA Mon Jun 07 2010, 12:37 PM - 3:22 PM EDT Att: 12,768 - Cloudy - 65 F | | | | | | | | | | |
| 18 Neil Walker, S OBP: 0.380, SLG: 0.543 | | | | | | | | | | 4 | 0 | 1 | 0 | 0 | 1 | 1 | | | | | | | | | | | |
| 24 Delwyn Young, S OBP: 0.273, SLG: 0.417 | | | | | | | | | | 4 | 0 | 0 | 0 | 0 | 1 | 2 | | | | | | | | | | | |
| 46 Garrett Jones, L OBP: 0.339, SLG: 0.435 | | | | | | | | | | 4 | 0 | 0 | 0 | 0 | 2 | 1 | | | | | | | | | | | |
| 85 Lastings Milledge, R OBP: 0.322, SLG: 0.324 | | | | | | | | | | 4 | 1 | 1 | 0 | 0 | 0 | 0 | | | | | | | | | | | |
| 2 Bobby Crosby, R OBP: 0.320, SLG: 0.315 | | | | | | | | | | 4 | 0 | 2 | 0 | 0 | 0 | 1 | | | | | | | | | | | |
| 35 Jason Jaramillo, S OBP: 0.261, SLG: 0.293 | | | | | | | | | | 2 | 0 | 0 | 1 | 1 | 1 | 1 | | | | | | | | | | | |
| 5 Ronny Cedeno, R OBP: 0.286, SLG: 0.350 | | | | | | | | | | 4 | 0 | 1 | 0 | 0 | 1 | 2 | | | | | | | | | | | |
| 59 Dana Eveland, L ERA: 2.93 | 7.0 | | 26 | 4 | 1 | 1 | 5 | 1 | 0 | 0 | 0 | 0 | 0 | 75 | 102 | 0.714 | | P | | | | | | | | | |
| 44 Jeff Stevens, R ERA: 1.91 | 0.1 | H | 2 | 1 | 0 | 0 | 0 | 0 | 0 | 0 | 0 | 0 | 3 | 5 | 0.00 | 3.000 | | | | | | | | | | | |
| 45 Sean Marshall, L ERA: 1.91 | 1.2 | S | 7 | 1 | 0 | 0 | 2 | 1 | 0 | 0 | 0 | 0 | 0 | 13 | 20 | 0.00 | 1.200 | | | | | | | | | | |
| Inning Stats | R: 0 H: 1 E: 0 K: 1 S: 9 | H: 1 LOB: 1 BB: 0 P: 14 | R: 0 H: 0 E: 0 K: 1 S: 14 | H: 0 LOB: 0 BB: 0 P: 18 | R: 0 H: 0 E: 0 K: 1 S: 8 | H: 0 LOB: 0 BB: 0 P: 11 | R: 0 H: 0 E: 0 K: 2 S: 13 | H: 0 LOB: 0 BB: 0 P: 17 | R: 0 H: 2 E: 0 K: 0 S: 12 | H: 2 LOB: 3 BB: 1 P: 17 | R: 0 H: 0 E: 0 K: 0 S: 6 | H: 0 LOB: 0 BB: 0 P: 6 | R: 1 H: 1 E: 0 K: 0 S: 13 | H: 1 LOB: 0 BB: 0 P: 19 | R: 0 H: 1 E: 0 K: 1 S: 8 | H: 1 LOB: 1 BB: 0 P: 11 | R: 0 H: 1 E: 0 K: 1 S: 8 | H: 1 LOB: 2 BB: 1 P: 14 | 1B: 1 2B: 4 3B: 1 HR: 0 | SF: 1 SAC: 0 DP: 0 HBP: 0 | WP: 0 PB: 0 SB: 0 CS: 0 | PA: 35 | | | | | |
| PITCHER | IP | WLS | BF | H | R | ER | SO | BB | IBB | HBP | BLK | WP | HR | S | P | ERA | WHIP | | | | | | | | | | |
| 52 Carlos Silva, R ERA: 2.93 | 7.0 | | 26 | 4 | 1 | 1 | 5 | 1 | 0 | 0 | 0 | 0 | 0 | 75 | 102 | 0.714 | | | | | | | | | | | |
| 44 Jeff Stevens, R ERA: 1.91 | 0.1 | H | 2 | 1 | 0 | 0 | 0 | 0 | 0 | 0 | 0 | 0 | 0 | 3 | 5 | 0.00 | 3.000 | | | | | | | | | | |
| 45 Sean Marshall, L ERA: 1.91 | 1.2 | S | 7 | 1 | 0 | 0 | 2 | 1 | 0 | 0 | 0 | 0 | 0 | 13 | 20 | 0.00 | 1.200 | | | | | | | | | | |

| Batter | 1 | 2 | 3 | 4 | 5 | 6 | 7 | 8 | 9 | AB | R | H | RBI | BB | SO | LOB | TOP | | | |
|--|---------------------------------------|---------------------------------------|---------------------------------------|---------------------------------------|---------------------------------------|---------------------------------------|---------------------------------------|---------------------------------------|---------------------------------------|---------------------------------------|---------------------------------------|---------------------------------------|---------------------------------------|---------------------------------------|---------------------------------------|---------------------------------------|----------------------------------|------------------------------------|-----------------------------------|--|
| 2 Ryan Theriot, R (1,4) OBP: 0.315, SLG: 0.311 | G6-3 | | | F9 | FC6-4 | | | B1-3 | K | 5 | 0 | 0 | 0 | 0 | 1 | 4 | | | | |
| 1 Kosuke Fukudome, L (1,9) OBP: 0.386, SLG: 0.481 | 1B | | | K | | P6 | | 25 S 21 1B | | 4 | 1 | 2 | 0 | 0 | 1 | 0 | | | | |
| 25 Derrek Lee, R (1,3) OBP: 0.341, SLG: 0.362 | F9-3 | | | | BB | F9 | | 21 1B | | 2 | 0 | 0 | 0 | 2 | 0 | 1 | | | | |
| 21 Tyler Colvin, L (1,7) OBP: 0.356, SLG: 0.600 | | K | | F9 | | | | | | 4 | 0 | 2 | 1 | 0 | 1 | 1 | | | | |
| 24 Marlon Byrd, R (1,8) OBP: 0.358, SLG: 0.514 | G4-3 | | | | | 13 2B | | F8 | | 4 | 0 | 1 | 0 | 0 | 0 | 3 | | | | |
| 17 Mike Fontenot, L (1,5) OBP: 0.346, SLG: 0.442 | K | | | | | | | | | 4 | 0 | 0 | 0 | 0 | 2 | 1 | | | | |
| 55 Koyie Hill, S (1,2) OBP: 0.286, SLG: 0.317 | | | | P6 | | | | | | 4 | 1 | 1 | 0 | 0 | 1 | 1 | | | | |
| 13 Starlin Castro, R (1,6) OBP: 0.328, SLG: 0.374 | | | | | | | | | | 4 | 0 | 2 | 0 | 0 | 1 | 0 | | | | |
| 30 Ted Lilly, L (1,1) | | | | | | | | | | 2 | 0 | 0 | 0 | 1 | 2 | 0 | | | | |
| 12 Alfonso Soriano, R (9,PH) OBP: 0.360, SLG: 0.559 | | | | | | | | | | 1 | 0 | 0 | 1 | 0 | 0 | 1 | | | | |
| 49 Carlos Marmol, R (9,1) | | | | | | | | | | 0 | 0 | 0 | 0 | 0 | 0 | 0 | | | | |
| Inning Stats | R: 0 H: 1 E: 0 K: 0 S: 8 | H: 0 LOB: 0 BB: 0 P: 14 | R: 0 H: 0 E: 0 K: 2 S: 10 | H: 0 LOB: 0 BB: 0 P: 14 | R: 0 H: 0 E: 0 K: 2 S: 10 | H: 0 LOB: 1 BB: 1 P: 13 | R: 0 H: 0 E: 0 K: 1 S: 13 | H: 2 LOB: 3 BB: 1 P: 21 | R: 0 H: 1 E: 0 K: 0 S: 8 | H: 0 LOB: 0 BB: 0 P: 10 | R: 0 H: 0 E: 0 K: 0 S: 8 | H: 0 LOB: 0 BB: 0 P: 12 | R: 1 H: 2 E: 0 K: 1 S: 11 | H: 2 LOB: 2 BB: 1 P: 18 | R: 1 H: 2 E: 0 K: 1 S: 13 | H: 2 LOB: 1 BB: 0 P: 23 | 1B: 7 2B: 2 3B: 0 HR: 0 | SF: 0 SAC: 0 DP: 1 HBP: 0 | WP: 0 PA: 37 PB: 0 CS: 1 | |
| PITCHER | IP WLS BF H R ER SO | IP WLS BF H R ER SO | IP WLS BF H R ER SO | IP WLS BF H R ER SO | IP WLS BF H R ER SO | IP WLS BF H R ER SO | IP WLS BF H R ER SO | IP WLS BF H R ER SO | IP WLS BF H R ER SO | IP WLS BF H R ER SO | IP WLS BF H R ER SO | IP WLS BF H R ER SO | IP WLS BF H R ER SO | IP WLS BF H R ER SO | IP WLS BF H R ER SO | IP WLS BF H R ER SO | ERA WHIP | ERA WHIP | | |
| 49 Yovani Gallardo, R (1,1) ERA: 2.41 | 7.0 | 26 | 4 | 0 | 0 | 7 | 2 | 0 | 0 | 0 | 0 | 0 | 0 | 0 | 73 | 110 | 0.00 | 0.857 | | |
| 12 Carlos Villanueva, R (8,1) ERA: 3.48 | 1.0 | 6 | 2 | 1 | 1 | 1 | 1 | 0 | 0 | 0 | 0 | 0 | 0 | 11 | 18 | 9.00 | 3.000 | | | |
| 59 John Axford, R (9,1) ERA: 3.48 | 1.0 | W | 5 | 2 | 1 | 1 | 0 | 0 | 0 | 0 | 0 | 0 | 0 | 13 | 23 | 9.00 | 2.000 | | | |

Chicago Cubs @ Milwaukee Brewers
Miller Park, Milwaukee, WI
Tue Jun 08 2010, 7:12 PM - 9:44 PM CDT
Att: 30,082 - Roof Closed - 60 F

AB 34
R 2
H 8
RBI 2
BB 3
SO 9
LOB 12



| Batter | 1 | 2 | 3 | 4 | 5 | 6 | 7 | 8 | 9 | AB | R | H | RBI | BB | SO | LOB | BOTTOM | | |
|--|---------------------------------------|---------------------------------------|---------------------------------------|---------------------------------------|---------------------------------------|---------------------------------------|---------------------------------------|---------------------------------------|---------------------------------------|---------------------------------------|---------------------------------------|---------------------------------------|---------------------------------------|---------------------------------------|---------------------------------------|---------------------------------------|----------------------------------|------------------------------------|-----------------------------------|
| 23 Rickie Weeks Jr., R (1,4) OBP: 0.347, SLG: 0.434 | K | | | | | | | | | 3 | 1 | 2 | 0 | 0 | 1 | 0 | | | |
| 27 Carlos Gómez, R (1,8) OBP: 0.293, SLG: 0.393 | 1B | | | | | | | | | 4 | 0 | 1 | 0 | 0 | 0 | 3 | | | |
| 28 Prince Fielder, L (1,3) OBP: 0.406, SLG: 0.437 | F8 | | | | | | | | | 3 | 1 | 0 | 0 | 1 | 0 | 1 | | | |
| 8 Ryan Braun, R (1,7) OBP: 0.373, SLG: 0.496 | F9 | | | | | | | | | 4 | 0 | 0 | 0 | 0 | 0 | 3 | | | |
| 14 Casey McGehee, R (1,5) OBP: 0.349, SLG: 0.484 | F7 | | | | | | | | | 4 | 0 | 1 | 2 | 0 | 1 | 0 | | | |
| 1 Corey Hart, R (1,9) OBP: 0.322, SLG: 0.567 | L6 | | | | | | | | | 3 | 1 | 1 | 1 | 0 | 1 | 0 | | | |
| 21 Alcides Escobar, R (1,6) OBP: 0.290, SLG: 0.355 | K | | | | | | | | | 3 | 0 | 0 | 0 | 0 | 3 | 0 | | | |
| 16 George Kottaras, L (1,2) OBP: 0.383, SLG: 0.465 | K | | | | | | | | | 3 | 0 | 0 | 0 | 0 | 2 | 0 | | | |
| 49 Yovani Gallardo, R (1,1) OBP: 0.233, SLG: 0.429 | | | | | | | | | | 2 | 0 | 0 | 0 | 0 | 0 | 0 | | | |
| 12 Carlos Villanueva, R (8,1) | | | | | | | | | | 0 | 0 | 0 | 0 | 0 | 0 | 0 | | | |
| 15 Jim Edmonds, L (8,PH) OBP: 0.393, SLG: 0.453 | | | | | | | | | | 1 | 0 | 0 | 0 | 0 | 0 | 0 | | | |
| 59 John Axford, R (9,1) | | | | | | | | | | 0 | 0 | 0 | 0 | 0 | 0 | 0 | | | |
| Inning Stats | R: 0 H: 1 E: 0 K: 1 S: 10 | H: 0 LOB: 0 BB: 0 P: 6 | R: 0 H: 1 E: 0 K: 1 S: 8 | H: 1 LOB: 0 BB: 0 P: 14 | R: 0 H: 0 E: 0 K: 0 S: 9 | H: 0 LOB: 0 BB: 0 P: 12 | R: 0 H: 0 E: 0 K: 3 S: 10 | H: 0 LOB: 0 BB: 0 P: 12 | R: 0 H: 1 E: 0 K: 0 S: 4 | H: 0 LOB: 0 BB: 0 P: 5 | R: 0 H: 0 E: 0 K: 1 S: 13 | H: 0 LOB: 0 BB: 0 P: 17 | R: 1 H: 1 E: 0 K: 1 S: 9 | H: 1 LOB: 1 BB: 0 P: 10 | R: 2 H: 1 E: 0 K: 0 S: 7 | H: 1 LOB: 1 BB: 1 P: 18 | 1B: 4 2B: 0 3B: 0 HR: 1 | SF: 0 SAC: 0 DP: 1 HBP: 1 | WP: 0 PA: 32 PB: 0 CS: 0 |
| PITCHER | IP WLS BF H R ER SO | IP WLS BF H R ER SO | IP WLS BF H R ER SO | IP WLS BF H R ER SO | IP WLS BF H R ER SO | IP WLS BF H R ER SO | IP WLS BF H R ER SO | IP WLS BF H R ER SO | IP WLS BF H R ER SO | IP WLS BF H R ER SO | IP WLS BF H R ER SO | IP WLS BF H R ER SO | IP WLS BF H R ER SO | IP WLS BF H R ER SO | IP WLS BF H R ER SO | IP WLS BF H R ER SO | ERA WHIP | ERA WHIP | |
| 30 Ted Lilly, L (1,1) ERA: 3.28 | 8.0 | L | 5 | 1 | 2 | 2 | 0 | 0 | 0 | 0 | 0 | 0 | 0 | 0 | 0 | 0 | | | |
| 49 Carlos Marmol, R (9,1) ERA: 2.0 | 0.2 | L | 5 | 1 | 2 | 2 | 0 | 0 | 0 | 0 | 0 | 7 | 18 | 27.00 | 1.500 | | | | |

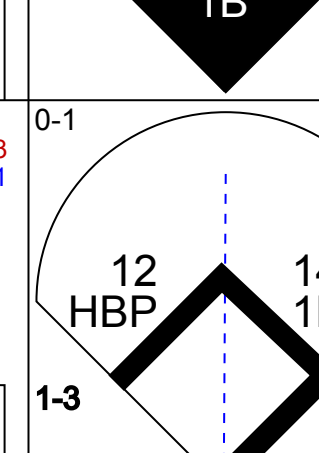

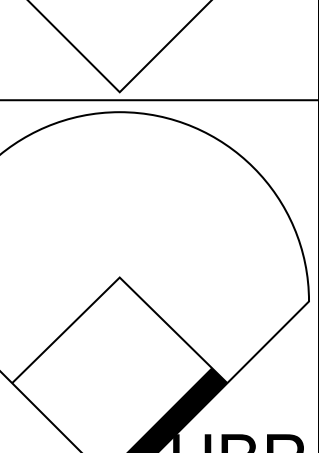
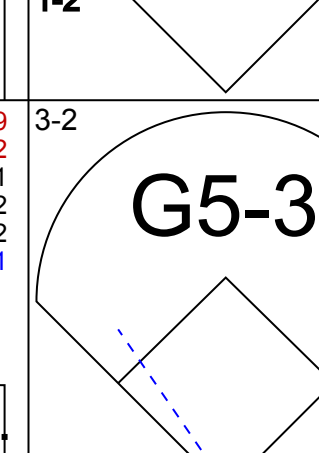

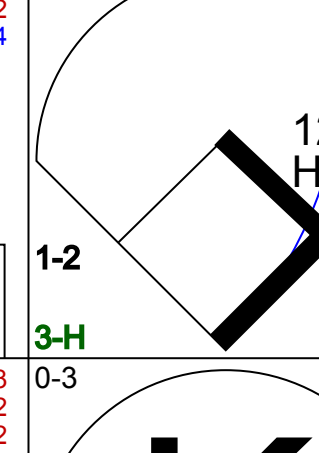
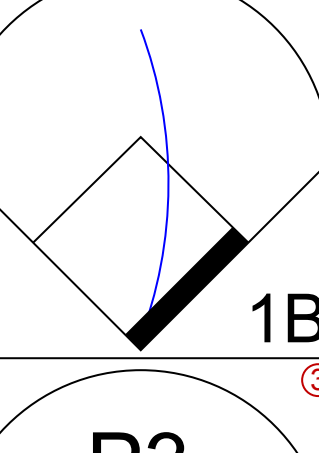
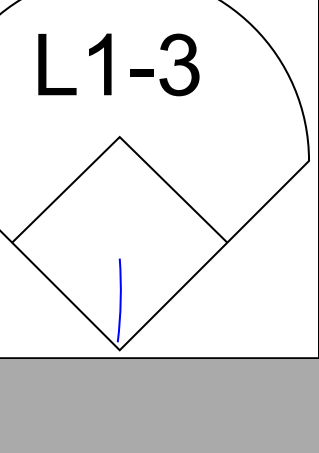
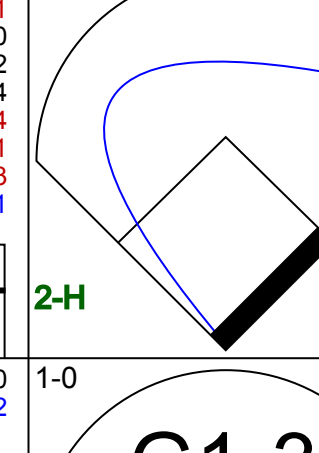

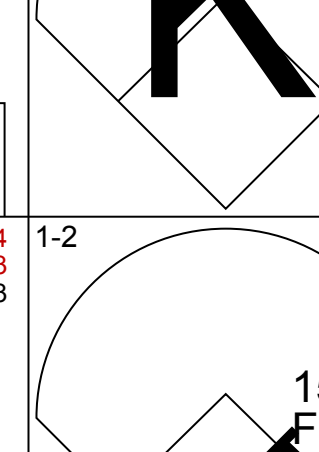
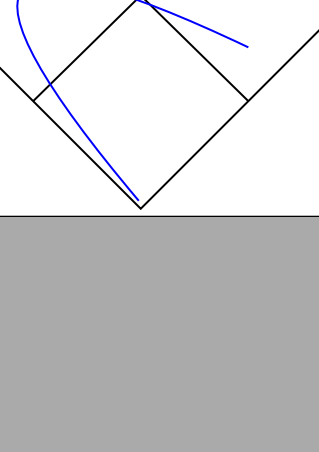

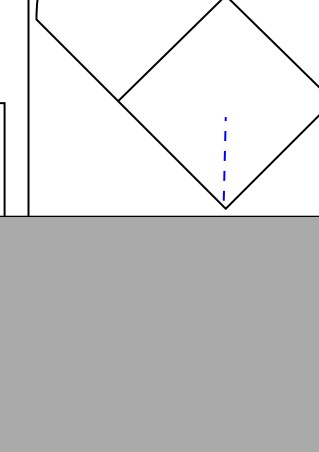
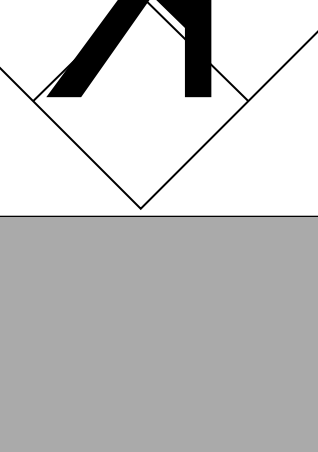
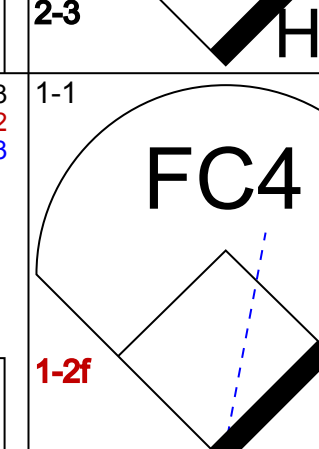






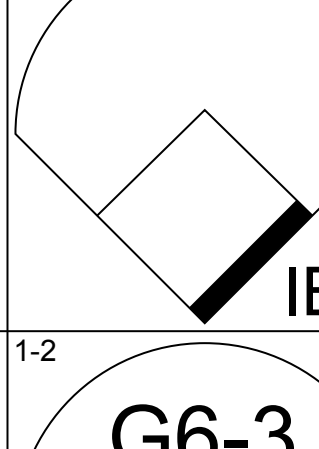


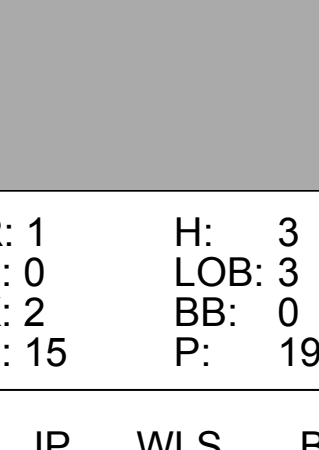
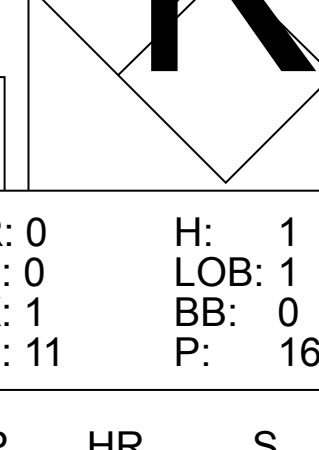
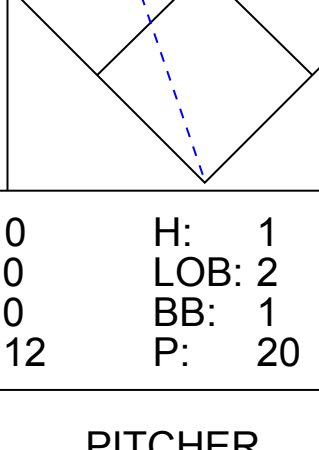
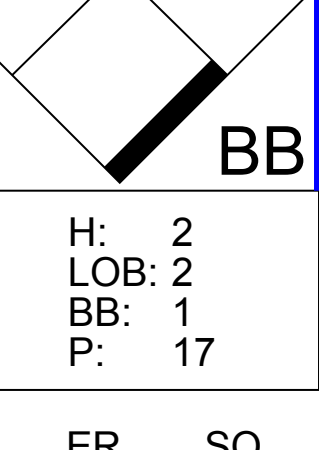
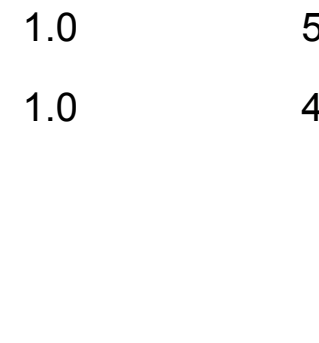









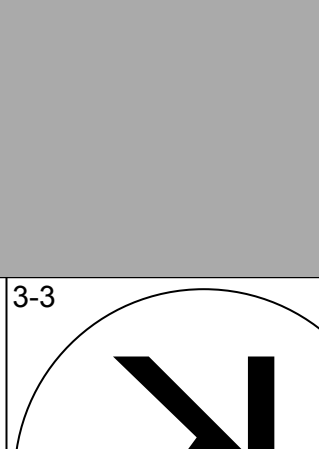
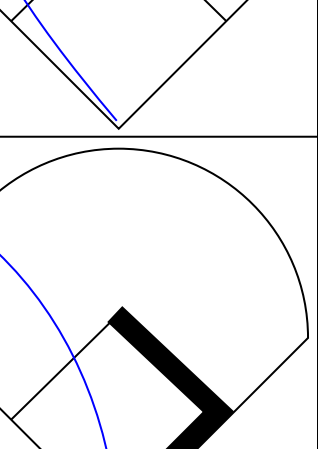
Chicago Cubs @ Milwaukee Brewers
Miller Park, Milwaukee, WI
Tue Jun 08 2010, 7:12 PM - 9:44 PM CDT
Att: 30,082 - Roof Closed - 60 F

AB 30
R 3
H 5
RBI 3
BB 1
SO 8
LOB 7



| Batter | 1 | 2 | 3 | 4 | 5 | 6 | 7 | 8 | 9 | AB | R | H | RBI | BB | SO | LOB | TOP |
|---|---|---|---|---|---|---|---|---|---|---|------------------------------------|-----------------------------------|-----|----|----|-----|--|
| 2 Ryan Theriot, R OBP: 0.313, SLG: 0.309 | G5-3 | L3 | | | G4-3 | G6-4-3 | | | 1B | 5 | 1 | 1 | 0 | 0 | 0 | 2 | Chicago Cubs @ Milwaukee Brewers Miller Park, Milwaukee, WI Wed Jun 09 2010, 7:10 PM - 10:06 PM CDT Att: 30,326 - Clear - 80 F |
| 28 Jeff Baker, R OBP: 0.287, SLG: 0.413 | 1B | FC6-4 | | | 1B | K | | | 2B | 5 | 2 | 3 | 1 | 0 | 1 | | |
| 25 Derrek Lee, R OBP: 0.339, SLG: 0.372 | P4 | | | | HR | | | | G6-3 | 5 | 1 | 1 | 2 | 0 | 0 | 2 | |
| 24 Marlon Byrd, R OBP: 0.359, SLG: 0.538 | HR | | | | G3 | HR | | | G6-3 | 5 | 2 | 2 | 3 | 0 | 0 | 1 | |
| 22 Xavier Nady, R OBP: 0.333, SLG: 0.405 | HR | | | | G1-3 | P3 | | | | 3 | 0 | 0 | 0 | 1 | 1 | 0 | |
| 45 Sean Marshall, L | BB | | | | | | | | | 0 | 0 | 0 | 0 | 0 | 0 | 0 | |
| 12 Alfonso Soriano, R OBP: 0.358, SLG: 0.550 | FC6-4 | | | | K | 18 HR | | | P2 | 3 | 1 | 0 | 0 | 1 | 1 | 1 | |
| 18 Geovany Soto, R OBP: 0.406, SLG: 0.463 | HR | | | | G5-3 | HR | | | K | 4 | 2 | 2 | 3 | 0 | 1 | 0 | |
| 13 Starlin Castro, R OBP: 0.325, SLG: 0.369 | F8 | | | | 38 WP | K | | | G4-3 | 4 | 0 | 1 | 0 | 0 | 1 | 0 | |
| 38 Carlos Zambrano, S OBP: 0.154, SLG: 0.167 | | | | | G5-3 | | | | K | 3 | 0 | 2 | 0 | 0 | 0 | 1 | |
| 40 James Russell, L | | | | | | | | | | 0 | 0 | 0 | 0 | 0 | 0 | 0 | |
| 48 Andrew Cashner, R | | | | | | | | | | 0 | 0 | 0 | 0 | 0 | 0 | 0 | |
| 21 Tyler Colvin, L OBP: 0.353, SLG: 0.593 | 1B | | | | | | | | | 1 | 0 | 0 | 0 | 0 | 1 | 0 | |
| Inning Stats | R: 2 H: 2 E: 0 K: 0 S: 15 | H: 2 R: 1 ER: 0 LOB: 1 BB: 1 P: 28 | H: 0 R: 0 ER: 0 LOB: 0 BB: 0 P: 17 | H: 1 R: 0 ER: 0 LOB: 1 BB: 0 P: 14 | H: 4 R: 5 ER: 0 LOB: 0 BB: 1 P: 27 | H: 0 R: 0 ER: 0 LOB: 0 BB: 0 P: 11 | H: 0 R: 0 ER: 0 LOB: 0 BB: 0 P: 11 | H: 0 R: 0 ER: 0 LOB: 0 BB: 0 P: 10 | H: 2 R: 1 ER: 0 LOB: 1 BB: 0 P: 15 | 1B: 6 RBI: 0 SF: 0 2B: 1 3B: 0 HR: 5 | SF: 0 SAC: 0 DP: 1 HBP: 0 | WP: 1 PA: 40 PB: 0 CS: 0 | | | | | |
| PITCHER | IP WLS BF H R ER SO BB IBB HBP BLK WP HR S P ERA WHIP | | | | | | | | | | | | | | | | |
| 43 Randy Wolf, L ERA: 5.31 | 4.2 L 25 9 8 8 1 2 0 0 0 0 1 5 56 90 15.43 2.357 | | | | | | | | | | | | | | | | |
| 52 Chris Smith, R ERA: | (5, 1) 1.1 4 1 0 0 2 0 0 0 0 0 0 0 16 22 0.00 0.750 | | | | | | | | | | | | | | | | |
| 54 David Riske, R ERA: | (7, 1) 1.0 3 0 0 0 1 0 0 0 0 0 0 7 11 0.00 0.000 | | | | | | | | | | | | | | | | |
| 51 Trevor Hoffman, R ERA: 10.42 | (8, 1) 1.0 3 0 0 0 1 0 0 0 0 0 0 7 10 0.00 0.000 | | | | | | | | | | | | | | | | |
| 21 Zach Braddock, L ERA: 6.43 | (9, 1) 1.0 5 2 1 1 1 0 0 0 0 0 0 0 12 15 9.00 2.000 | | | | | | | | | | | | | | | | |

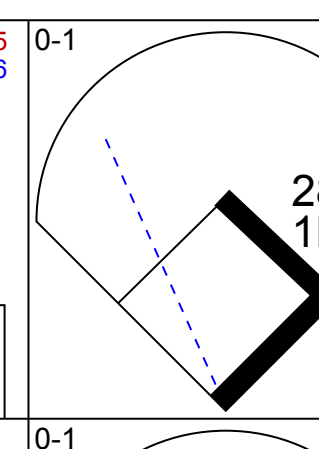
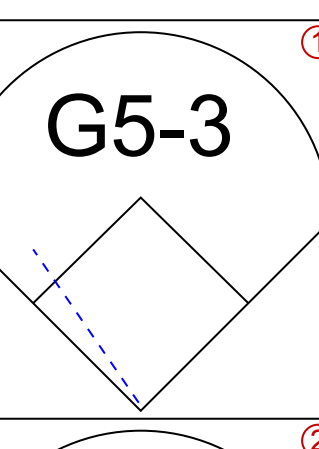
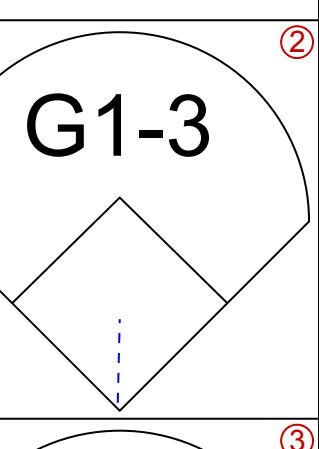
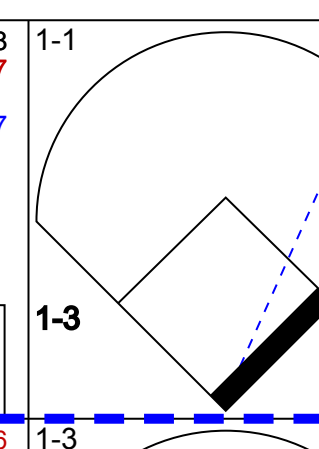
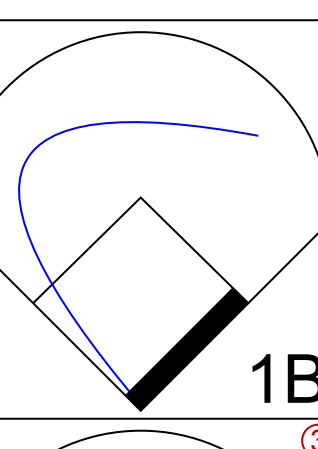
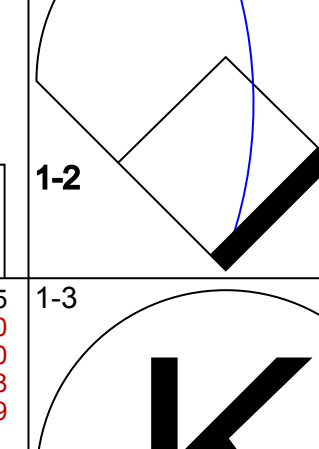
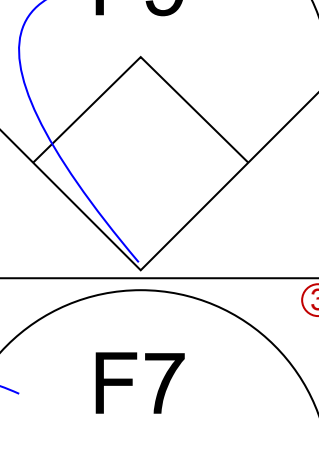
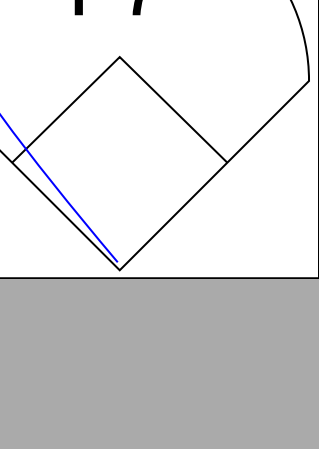


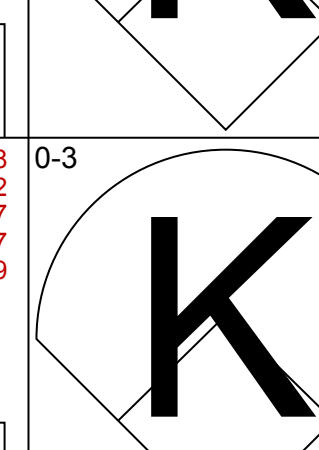
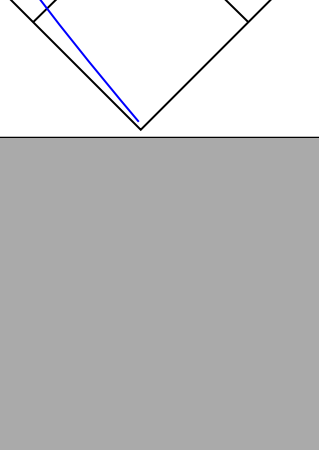
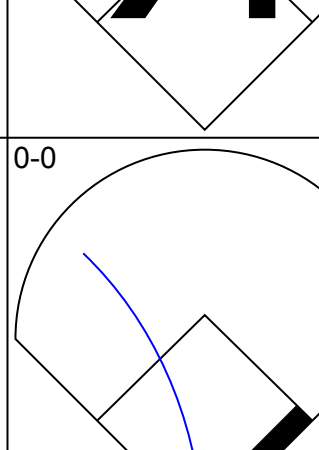
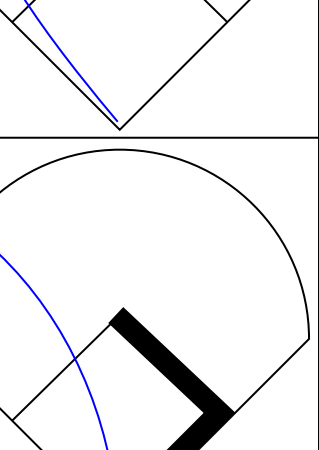
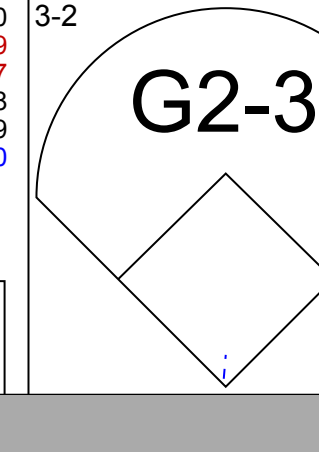
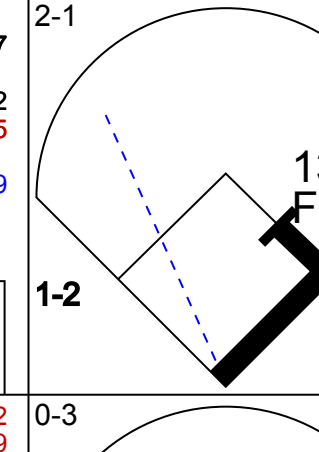
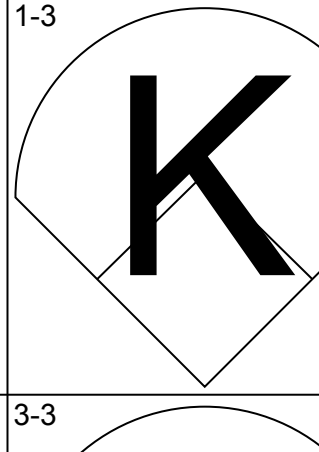
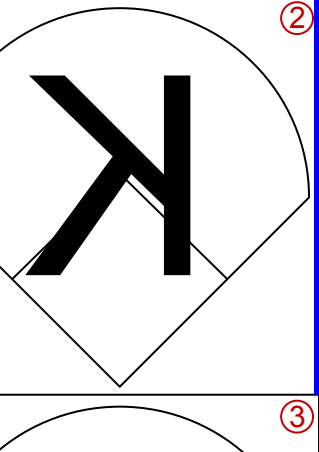

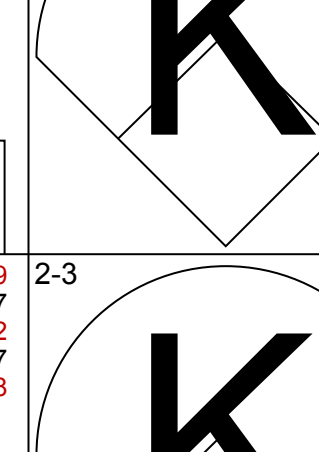

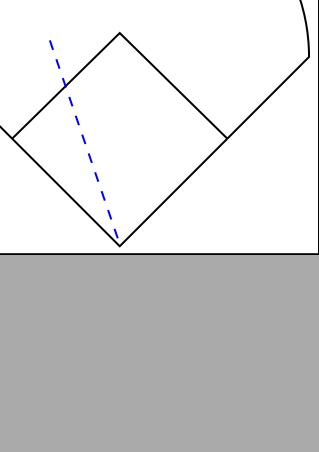

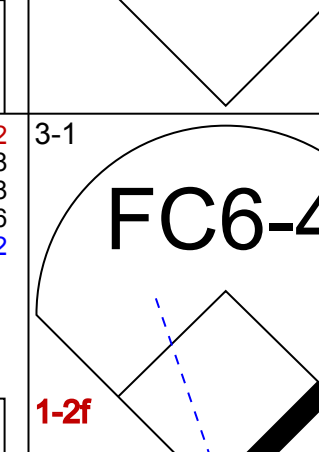





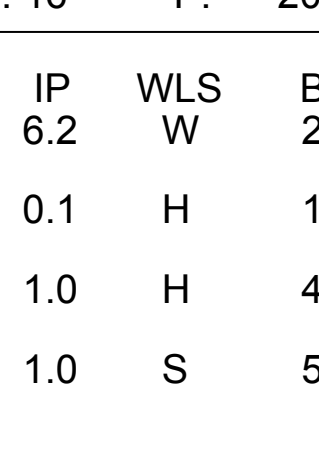
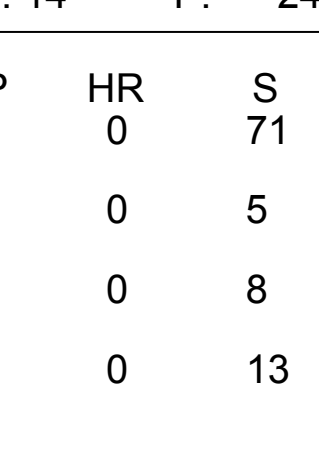

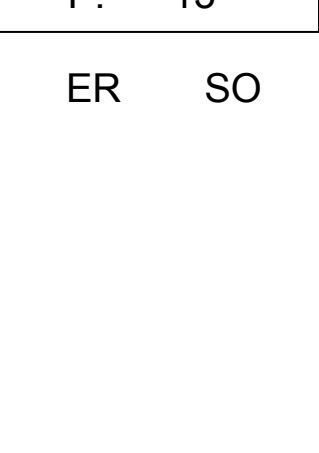
| Batter | 1 | 2 | 3 | 4 | 5 | 6 | 7 | 8 | 9 | AB | R | H | RBI | BB | SO | LOB | BOTTOM |
|--|---|---|---|---|---|---|---|---|---|---|------------------------------------|-----------------------------------|-----|----|----|-----|--|
| 30 Craig Counsell, L OBP: 0.326, SLG: 0.382 | 1B | | | | F8 | | | | P2 | 4 | 2 | 2 | 0 | 1 | 0 | 2 | Chicago Cubs @ Milwaukee Brewers Miller Park, Milwaukee, WI Wed Jun 09 2010, 7:10 PM - 10:06 PM CDT Att: 30,326 - Clear - 80 F |
| 23 Rickie Weeks Jr., R OBP: 0.348, SLG: 0.431 | HBP | | | | P4 | | | | G3-1 | 4 | 0 | 1 | 0 | 0 | 0 | 1 | |
| 28 Prince Fielder, L OBP: 0.406, SLG: 0.433 | HBP | | | | G3-1 | | | | K | 4 | 0 | 1 | 0 | 1 | 1 | 2 | |
| 8 Ryan Braun, R OBP: 0.369, SLG: 0.489 | G3 | | | | BB | | | | K | 3 | 0 | 0 | 2 | 1 | 1 | 3 | |
| 14 Casey McGehee, R OBP: 0.343, SLG: 0.475 | L9 | | | | K | | | | G1-3 | 4 | 0 | 0 | 0 | 0 | 1 | 4 | |
| 15 Jim Edmonds, L OBP: 0.383, SLG: 0.459 | F7 | | | | F7 | | | | K | 3 | 1 | 1 | 0 | 1 | 0 | 2 | |
| 1 Corey Hart, R OBP: 0.325, SLG: 0.569 | P3 | | | | BB | | | | F8 | 3 | 1 | 1 | 0 | 1 | 0 | 1 | |
| 16 George Kottaras, L OBP: 0.370, SLG: 0.444 | L8 | | | | BB | | | | F8 | 4 | 0 | 0 | 0 | 0 | 1 | 4 | |
| 43 Randy Wolf, L OBP: 0.298, SLG: 0.355 | | | | | BB | | | | F8 | 2 | 0 | 1 | 2 | 0 | 1 | 0 | |
| 52 Chris Smith, R ERA: 3.0 | | | | | BB | | | | G6-3 | 0 | 0 | 0 | 0 | 0 | 0 | 0 | |
| 27 Carlos Gómez, R OBP: 0.295, SLG: 0.390 | | | | | BB | | | | | 0 | 0 | 0 | 0 | 0 | 0 | 0 | |
| 54 David Riske, R | | | | | | | | | | 0 | 0 | 0 | 0 | 0 | 0 | 0 | |
| 51 Trevor Hoffman, R | | | | | | | | | | 0 | 0 | 0 | 0 | 0 | 0 | 0 | |
| 2 Joe Inglett, L OBP: 0.202, SLG: 0.522 | | | | | | | | | | 0 | 0 | 0 | 0 | 0 | 0 | 0 | |
| 21 Zach Braddock, L | | | | | | | | | | 0 | 0 | 0 | 0 | 0 | 0 | 0 | |
| Inning Stats | R: 1 H: 1 E: 0 K: 0 S: 9 | H: 0 R: 0 ER: 0 LOB: 0 BB: 0 P: 13 | H: 0 R: 0 ER: 0 LOB: 2 BB: 2 P: 23 | H: 1 R: 2 ER: 0 LOB: 1 BB: 2 P: 23 | H: 0 R: 0 ER: 0 LOB: 1 BB: 1 P: 15 | H: 1 R: 0 ER: 0 LOB: 2 BB: 0 P: 10 | H: 3 R: 1 ER: 0 LOB: 0 BB: 0 P: 27 | H: 1 R: 0 ER: 0 LOB: 1 BB: 0 P: 12 | H: 0 R: 0 ER: 0 LOB: 0 BB: 0 P: 11 | 1B: 4 RBI: 0 SF: 1 2B: 3 3B: 0 HR: 0 | SF: 1 SAC: 0 DP: 0 HBP: 1 | WP: 0 PA: 40 PB: 0 CS: 0 | | | | | |
| PITCHER | IP WLS BF H R ER SO BB IBB HBP BLK WP HR S P ERA WHIP | | | | | | | | | | | | | | | | |
| 38 Carlos Zambrano, R ERA: 6.05 | 5.0 W 23 9 8 3 3 2 0 0 0 0 0 0 17 25 5.40 1.400 | | | | | | | | | | | | | | | | |
| 40 James Russell, L ERA: 3.0 | (6, 1) 1.0 7 4 1 1 0 0 0 0 0 0 0 0 17 25 9.00 4.000 | | | | | | | | | | | | | | | | |
| 48 Andrew Cashner, R ERA: | (7, 1) 2.0 H 7 1 0 0 2 0 0 0 0 0 0 0 16 24 0.00 0.500 | | | | | | | | | | | | | | | | |
| 45 Sean Marshall, L ERA: 1.84 | (9, 1) 1.0 3 0 0 0 1 0 0 0 0 0 0 0 8 11 0.00 0.000 | | | | | | | | | | | | | | | | |

| Batter | 1 | 2 | 3 | 4 | 5 | 6 | 7 | 8 | 9 | AB | R | H | RBI | BB | SO | LOB | TOP | | | | | | | |
|---|---|---|---|---|---|---|---|---|---|---|---|---|---|---|---|---|---|---|---|---|---|---|---|---|
| 1 Juan Pierre, L (1,7) OBP: 0.313, SLG: 0.270 |  |  | | |  | |  |  | | 4 | 1 | 0 | 0 | 1 | 1 | 3 | | | | | | | | |
| 10 Alexei Ramirez, R (1,6) OBP: 0.299, SLG: 0.400 |  | |  | |  | |  | |  | 5 | 1 | 1 | 0 | 0 | 2 | 1 | | | | | | | | |
| 51 Alex Rios, R (1,8) OBP: 0.380, SLG: 0.581 |  | |  | |  | |  | |  | 4 | 0 | 1 | 0 | 0 | 1 | 1 | | | | | | | | |
| 14 Paul Konerko, R (1,3) OBP: 0.401, SLG: 0.608 |  | |  | |  | |  | |  | 4 | 0 | 3 | 2 | 0 | 0 | 1 | | | | | | | | |
| 20 Carlos Quentin, R (1,9) OBP: 0.305, SLG: 0.389 |  | |  | | |  |  | |  | 5 | 0 | 0 | 0 | 0 | 2 | 5 | | | | | | | | |
| 45 Bobby Jenks, R (9,1) | | | | | | | | | | 0 | 0 | 0 | 0 | 0 | 0 | 0 | | | | | | | | |
| 12 A.J. Pierzynski, L (1,2) OBP: 0.276, SLG: 0.376 |  | | |  | |  | |  | | 3 | 0 | 1 | 0 | 0 | 0 | 0 | | | | | | | | |
| 15 Gordon Beckham, R (1,4) OBP: 0.284, SLG: 0.296 |  | | |  | |  | |  | | 3 | 0 | 1 | 0 | 0 | 0 | 3 | | | | | | | | |
| 5 Jayson Nix, R (1,5) OBP: 0.286, SLG: 0.238 | | |  | |  |  | |  | | 3 | 0 | 2 | 0 | 1 | 1 | 0 | | | | | | | | |
| 56 Mark Buehrle, L (1,1) | | | |  | |  | |  | | 3 | 0 | 0 | 0 | 0 | 1 | 3 | | | | | | | | |
| 46 Sergio Santos, R (7,1) | | | | | | | |  | | 0 | 0 | 0 | 0 | 0 | 0 | 0 | | | | | | | | |
| 7 Mark Kotsay, L (8,PH) OBP: 0.299, SLG: 0.364 | | | | | | | | | | 0 | 0 | 0 | 0 | 1 | 0 | 0 | | | | | | | | |
| 40 J.J. Putz, R (8,1) | | | | | | | | | | 0 | 0 | 0 | 0 | 0 | 0 | 0 | | | | | | | | |
| 25 Andruw Jones, R (9,9) OBP: 0.329, SLG: 0.479 | | | | | | | | | | 0 | 0 | 0 | 0 | 0 | 0 | 0 | | | | | | | | |
| Inning Stats | R: 1 E: 0 K: 2 S: 15 | H: 3 LOB: 3 BB: 0 P: 19 | R: 0 E: 0 K: 1 S: 10 | H: 0 LOB: 0 BB: 0 P: 15 | R: 0 E: 0 K: 0 S: 9 | H: 1 LOB: 1 BB: 0 P: 14 | R: 0 E: 0 K: 1 S: 11 | H: 1 LOB: 1 BB: 0 P: 16 | R: 0 E: 0 K: 1 S: 9 | H: 0 LOB: 0 BB: 0 P: 11 | R: 0 E: 0 K: 0 S: 12 | H: 1 LOB: 2 BB: 1 P: 20 | R: 1 E: 0 K: 1 S: 16 | H: 1 LOB: 1 BB: 1 P: 28 | R: 0 E: 0 K: 0 S: 9 | H: 2 LOB: 2 BB: 1 P: 17 | R: 0 E: 0 K: 2 S: 11 | H: 0 LOB: 0 BB: 0 P: 18 | 1B: 8 2B: 1 3B: 0 HR: 0 | SF: 0 SAC: 1 DP: 1 HBP: 3 | WP: 0 PB: 0 SB: 1 CS: 0 | PA: 41 | | |
| PITCHER | IP WLS BF H R ER SO BB IBB HBP BLK WP HR S P ERA WHIP | IP WLS BF H R ER SO BB IBB HBP BLK WP HR S P ERA WHIP | IP WLS BF H R ER SO BB IBB HBP BLK WP HR S P ERA WHIP | IP WLS BF H R ER SO BB IBB HBP BLK WP HR S P ERA WHIP | IP WLS BF H R ER SO BB IBB HBP BLK WP HR S P ERA WHIP | IP WLS BF H R ER SO BB IBB HBP BLK WP HR S P ERA WHIP | IP WLS BF H R ER SO BB IBB HBP BLK WP HR S P ERA WHIP | IP WLS BF H R ER SO BB IBB HBP BLK WP HR S P ERA WHIP | IP WLS BF H R ER SO BB IBB HBP BLK WP HR S P ERA WHIP | IP WLS BF H R ER SO BB IBB HBP BLK WP HR S P ERA WHIP | IP WLS BF H R ER SO BB IBB HBP BLK WP HR S P ERA WHIP | IP WLS BF H R ER SO BB IBB HBP BLK WP HR S P ERA WHIP | IP WLS BF H R ER SO BB IBB HBP BLK WP HR S P ERA WHIP | IP WLS BF H R ER SO BB IBB HBP BLK WP HR S P ERA WHIP | IP WLS BF H R ER SO BB IBB HBP BLK WP HR S P ERA WHIP | IP WLS BF H R ER SO BB IBB HBP BLK WP HR S P ERA WHIP | IP WLS BF H R ER SO BB IBB HBP BLK WP HR S P ERA WHIP | IP WLS BF H R ER SO BB IBB HBP BLK WP HR S P ERA WHIP | IP WLS BF H R ER SO BB IBB HBP BLK WP HR S P ERA WHIP | IP WLS BF H R ER SO BB IBB HBP BLK WP HR S P ERA WHIP | IP WLS BF H R ER SO BB IBB HBP BLK WP HR S P ERA WHIP | IP WLS BF H R ER SO BB IBB HBP BLK WP HR S P ERA WHIP | IP WLS BF H R ER SO BB IBB HBP BLK WP HR S P ERA WHIP | IP WLS BF H R ER SO BB IBB HBP BLK WP HR S P ERA WHIP |

Chicago White Sox @ Chicago Cubs
Wrigley Field, Chicago, IL
Sat Jun 12 2010, 3:12 PM - 6:06 PM CDT
Att: 40,397 - Overcast - 63 F

| | |
|-----|----|
| AB | 34 |
| R | 2 |
| H | 9 |
| RBI | 2 |
| BB | 3 |
| SO | 8 |
| LOB | 17 |



| Batter | 1 | 2 | 3 | 4 | 5 | 6 | 7 | 8 | 9 | AB | R | H | RBI | BB | SO | LOB | BOTTOM | | | | | | | | |
|---|---|---|---|---|---|---|---|---|---|---|---|---|---|---|---|---|---|---|---|---|---|---|---|---|---|
| 2 Ryan Theriot, R (1,4) OBP: 0.326, SLG: 0.322 |  | |  | |  | |  | |  | 5 | 0 | 3 | 1 | 0 | 0 | 0 | | | | | | | | | |
| 28 Jeff Baker, R (1,5) OBP: 0.293, SLG: 0.412 |  | |  | |  | |  | |  | 3 | 0 | 1 | 0 | 0 | 0 | 0 | | | | | | | | | |
| 9 Chad Tracy, L (7,PH) OBP: 0.294, SLG: 0.281 |  | |  | | |  | |  | | 4 | 0 | 0 | 0 | 0 | 2 | 2 | | | | | | | | | |
| 25 Derrek Lee, R (1,3) OBP: 0.335, SLG: 0.363 |  | | |  | |  | |  | | 4 | 0 | 3 | 0 | 0 | 1 | 2 | | | | | | | | | |
| 24 Marlon Byrd, R (1,8) OBP: 0.376, SLG: 0.547 |  | | |  | |  | |  | | 4 | 0 | 1 | 0 | 0 | 2 | 4 | | | | | | | | | |
| 22 Xavier Nady, R (1,9) OBP: 0.330, SLG: 0.424 |  | | |  | |  | |  | | 0 | 0 | 0 | 0 | 0 | 0 | 0 | | | | | | | | | |
| 49 Carlos Marmol, R (9,1) OBP: 0.364, SLG: 0.600 | | | |  | |  | |  | | 4 | 0 | 0 | 0 | 0 | 2 | 4 | | | | | | | | | |
| 12 Alfonso Soriano, R (1,7) OBP: 0.346, SLG: 0.542 |  | | |  | |  | |  | | 4 | 0 | 0 | 0 | 0 | 2 | 4 | | | | | | | | | |
| 18 Geovany Soto, R (1,2) OBP: 0.407, SLG: 0.453 | | | | | | | | | | 3 | 1 | 1 | 0 | 1 | 1 | 2 | | | | | | | | | |
| 13 Starlin Castro, R (1,6) OBP: 0.313, SLG: 0.347 | | | | | | | | | | 3 | 0 | 0 | 0 | 0 | 0 | 3 | | | | | | | | | |
| 17 Mike Fontenot, L (9,PH) OBP: 0.346, SLG: 0.434 | | | | | | | | | | 1 | 0 | 0 | 0 | 0 | 1 | 1 | | | | | | | | | |
| 52 Carlos Silva, R (1,1) OBP: 0.200, SLG: 0.136 | | | | | | | | | | 2 | 0 | 0 | 0 | 0 | 0 | 1 | | | | | | | | | |
| 21 Tyler Colvin, L (7,PH) OBP: 0.364, SLG: 0.600 | | | | | | | | | | 1 | 0 | 1 | 0 | 0 | 0 | 0 | | | | | | | | | |
| 48 Andrew Cashner, R (8,1) | | | | | | | | | | 0 | 0 | 0 | 0 | 0 | 0 | 0 | | | | | | | | | |
| 1 Kosuke Fukudome, L (9,9) OBP: 0.370, SLG: 0.453 | | | | | | | | | | 1 | 0 | 0 | 0 | 0 | 0 | 1 | | | | | | | | | |
| Inning Stats | R: 0 E: 0 K: 2 S: 16 | H: 2 LOB: 2 BB: 0 P: 20 | R: 0 E: 0 K: 0 S: 9 | H: 1 LOB: 1 BB: 0 P: 14 | R: 0 E: 0 K: 0 S: 7 | H: 0 LOB: 0 BB: 0 P: 13 | R: 0 E: 0 K: 2 S: 14 | H: 2 LOB: 2 BB: 0 P: 24 | R: 0 E: 0 K: 0 S: 8 | H: 0 LOB: 0 BB: 0 P: 10 | R: 0 E: 0 K: 3 S: 10 | H: 1 LOB: 1 BB: 0 P: 17 | R: 0 E: 0 K: 1 S: 12 | H: 2 LOB: 2 BB: 0 P: 16 | R: 0 E: 0 K: 1 S: 8 | H: 1 LOB: 1 BB: 0 P: 13 | R: 1 E: 0 K: 2 S: 13 | H: 1 LOB: 1 BB: 1 P: 22 | 1B: 9 2B: 1 3B: 0 HR: 0 | SF: 0 SAC: 0 DP: 0 HBP: 0 | WP: 0 PB: 0 SB: 0 CS: 0 | PA: 38 | | | |
| PITCHER | IP WLS BF H R ER SO BB IBB HBP BLK WP HR S P ERA WHIP | IP WLS BF H R ER SO BB IBB HBP BLK WP HR S P ERA WHIP | IP WLS BF H R ER SO BB IBB HBP BLK WP HR S P ERA WHIP | IP WLS BF H R ER SO BB IBB HBP BLK WP HR S P ERA WHIP | IP WLS BF H R ER SO BB IBB HBP BLK WP HR S P ERA WHIP | IP WLS BF H R ER SO BB IBB HBP BLK WP HR S P ERA WHIP | IP WLS BF H R ER SO BB IBB HBP BLK WP HR S P ERA WHIP | IP WLS BF H R ER SO BB IBB HBP BLK WP HR S P ERA WHIP | IP WLS BF H R ER SO BB IBB HBP BLK WP HR S P ERA WHIP | IP WLS BF H R ER SO BB IBB HBP BLK WP HR S P ERA WHIP | IP WLS BF H R ER SO BB IBB HBP BLK WP HR S P ERA WHIP | IP WLS BF H R ER SO BB IBB HBP BLK WP HR S P ERA WHIP | IP WLS BF H R ER SO BB IBB HBP BLK WP HR S P ERA WHIP | IP WLS BF H R ER SO BB IBB HBP BLK WP HR S P ERA WHIP | IP WLS BF H R ER SO BB IBB HBP BLK WP HR S P ERA WHIP | IP WLS BF H R ER SO BB IBB HBP BLK WP HR S P ERA WHIP | IP WLS BF H R ER SO BB IBB HBP BLK WP HR S P ERA WHIP | IP WLS BF H R ER SO BB IBB HBP BLK WP HR S P ERA WHIP | IP WLS BF H R ER SO BB IBB HBP BLK WP HR S P ERA WHIP | IP WLS BF H R ER SO BB IBB HBP BLK WP HR S P ERA WHIP | IP WLS BF H R ER SO BB IBB HBP BLK WP HR S P ERA WHIP | IP WLS BF H R ER SO BB IBB HBP BLK WP HR S P ERA WHIP | IP WLS BF H R ER SO BB IBB HBP BLK WP HR S P ERA WHIP | IP WLS BF H R ER SO BB IBB HBP BLK WP HR S P ERA WHIP | IP WLS BF H R ER SO BB IBB HBP BLK WP HR S P ERA WHIP |

Chicago White Sox @ Chicago Cubs
Wrigley Field, Chicago, IL
Sat Jun 12 2010, 3:12 PM - 6:06 PM CDT
Att: 40,397 - Overcast - 63 F

| | |
|-----|----|
| AB | 37 |
| R | 1 |
| H | 10 |
| RBI | 1 |
| BB | 1 |
| SO | 11 |
| LOB | 23 |



| Batter | 1 | 2 | 3 | 4 | 5 | 6 | 7 | 8 | 9 | AB | R | H | RBI | BB | SO | LOB | TOP | | | | | |
|--|--------------------------------|----------------------------------|--------------------------------|----------------------------------|--------------------------------|----------------------------------|--------------------------------|----------------------------------|--------------------------------|----------------------------------|--------------------------------|----------------------------------|--------------------------------|----------------------------------|--------------------------------|---------------------------------|--|------------------------------------|----------------------------------|--------------------------------|--------------------------------|-------|
| 28 Conor Jackson, R OBP: 0.333, SLG: 0.335 | | | | | | | | | | 3 | 1 | 2 | 0 | 1 | 0 | 0 | Oakland Athletics @ Chicago Cubs Wrigley Field, Chicago, IL Wed Jun 16 20:10, 7:06 PM - 9:38 PM CDT Att: 36,244 - Partly Cloudy - 73 F | | | | | |
| 10 Danic Barton, L OBP: 0.396, SLG: 0.425 | | | | | | | | | | 4 | 0 | 2 | 1 | 0 | 0 | 2 | | | | | | |
| Ryan Sweeney, L OBP: 0.348, SLG: 0.396 | | | | | | | | | | 3 | 0 | 1 | 1 | 0 | 1 | 2 | | | | | | |
| 5 Kevin Kouzmanoff, R OBP: 0.327, SLG: 0.408 | | | | | | | | | | 3 | 0 | 0 | 0 | 1 | 2 | 3 | | | | | | |
| 8 Kurt Suzuki, R OBP: 0.330, SLG: 0.467 | | | | | | | | | | 4 | 0 | 1 | 0 | 0 | 0 | 4 | | | | | | |
| 32 Jack Cust, L OBP: 0.327, SLG: 0.391 | | | | | | | | | | 4 | 0 | 1 | 0 | 0 | 2 | 1 | | | | | | |
| 7 Adam Rosales, R OBP: 0.330, SLG: 0.399 | | | | | | | | | | 2 | 0 | 0 | 0 | 0 | 1 | 0 | | | | | | |
| 66 Tyson Ross, R | | | | | | | | | | 0 | 0 | 0 | 0 | 0 | 0 | 0 | | | | | | |
| 57 Cedrick Bowers, R | | | | | | | | | | 0 | 0 | 0 | 0 | 0 | 0 | 0 | | | | | | |
| 1 Eric Patterson, L OBP: 0.259, SLG: 0.416 | | | | | | | | | | 1 | 0 | 0 | 0 | 0 | 0 | 0 | | | | | | |
| 14 Mark Ellis, R OBP: 0.355, SLG: 0.360 | | | | | | | | | | 4 | 0 | 1 | 0 | 0 | 1 | 1 | | | | | | |
| 47 Gio González, R | | | | | | | | | | 2 | 0 | 0 | 0 | 0 | 2 | 2 | | | | | | |
| 2 Cliff Pennington, S OBP: 0.294, SLG: 0.336 | | | | | | | | | | 2 | 1 | 1 | 0 | 0 | 1 | 0 | | | | | | |
| Inning Stats | R: 1 E: 0 K: 0 S: 14 | H: 2 LOB: 1 BB: 1 P: 24 | R: 0 E: 0 K: 2 S: 10 | H: 1 LOB: 1 BB: 0 P: 16 | R: 0 E: 0 K: 1 S: 11 | H: 1 LOB: 2 BB: 1 P: 20 | R: 0 E: 0 K: 1 S: 8 | H: 0 LOB: 0 BB: 0 P: 14 | R: 0 E: 0 K: 2 S: 8 | H: 0 LOB: 0 BB: 0 P: 11 | R: 1 E: 0 K: 0 S: 13 | H: 2 LOB: 1 BB: 0 P: 21 | R: 0 E: 0 K: 1 S: 9 | H: 1 LOB: 0 BB: 0 P: 11 | R: 0 E: 0 K: 2 S: 8 | H: 0 LOB: 0 BB: 0 P: 8 | 1B: 9 2B: 0 3B: 0 HR: 0 | SF: 1 SAC: 1 DP: 2 HBP: 0 | WP: 2 PB: 0 SB: 0 CS: 0 | PA: 36 | | |
| PITCHER | IP WLS BF ERA WHIP | IP WLS BF ERA WHIP | IP WLS BF ERA WHIP | IP WLS BF ERA WHIP | IP WLS BF ERA WHIP | IP WLS BF ERA WHIP | IP WLS BF ERA WHIP | IP WLS BF ERA WHIP | IP WLS BF ERA WHIP | IP WLS BF ERA WHIP | IP WLS BF ERA WHIP | IP WLS BF ERA WHIP | IP WLS BF ERA WHIP | IP WLS BF ERA WHIP | IP WLS BF ERA WHIP | IP WLS BF ERA WHIP | IP WLS BF ERA WHIP | IP WLS BF ERA WHIP | IP WLS BF ERA WHIP | IP WLS BF ERA WHIP | IP WLS BF ERA WHIP | |
| 46 Ryan Dempster, R ERA: 3.67 | 6.2 | W | 29 | 8 | 2 | 2 | 7 | 2 | 2 | 0 | 0 | 0 | 0 | 0 | 0 | 0 | 2 | 0 | 72 | 120 | 2.70 | 1.500 |
| 45 Sean Marshall, L ERA: 1.53 | 1.1 | | 4 | 1 | 0 | 0 | 1 | 0 | 0 | 0 | 0 | 0 | 0 | 0 | 0 | 0 | 0 | 0 | 11 | 14 | 0.00 | 0.750 |
| 49 Carlos Marmol, R ERA: 1.8 | 1.0 | | 3 | 0 | 0 | 0 | 2 | 0 | 0 | 0 | 0 | 0 | 0 | 0 | 0 | 0 | 0 | 0 | 8 | 8 | 0.00 | 0.000 |

| | |
|-----|----|
| AB | 32 |
| R | 2 |
| H | 9 |
| RBI | 2 |
| BB | 2 |
| SO | 10 |
| LOB | 15 |



| Batter | 1 | 2 | 3 | 4 | 5 | 6 | 7 | 8 | 9 | AB | R | H | RBI | BB | SO | LOB | BOTTOM | | | | | |
|--|--------------------------------|----------------------------------|--------------------------------|----------------------------------|--------------------------------|---------------------------------|--------------------------------|----------------------------------|--------------------------------|----------------------------------|--------------------------------|----------------------------------|--------------------------------|----------------------------------|--------------------------------|----------------------------------|--|------------------------------------|----------------------------------|--------------------------------|--------------------------------|-------|
| 2 Ryan Theriot, R OBP: 0.314, SLG: 0.310 | | | | | | | | | | 4 | 0 | 0 | 0 | 0 | 1 | 1 | Oakland Athletics @ Chicago Cubs Wrigley Field, Chicago, IL Wed Jun 16 20:10, 7:06 PM - 9:38 PM CDT Att: 36,244 - Partly Cloudy - 73 F | | | | | |
| 28 Jeff Baker, R OBP: 0.296, SLG: 0.404 | | | | | | | | | | 3 | 1 | 1 | 0 | 1 | 1 | 0 | | | | | | |
| 24 Marion Byrd, R OBP: 0.372, SLG: 0.529 | | | | | | | | | | 3 | 1 | 0 | 0 | 1 | 0 | 1 | | | | | | |
| 25 Derrek Lee, R OBP: 0.336, SLG: 0.370 | | | | | | | | | | 4 | 2 | 2 | 1 | 0 | 2 | 2 | | | | | | |
| 22 Xavier Nady, R OBP: 0.339, SLG: 0.432 | | | | | | | | | | 3 | 1 | 2 | 1 | 0 | 0 | 0 | | | | | | |
| 21 Tyler Colvin, L OBP: 0.365, SLG: 0.621 | | | | | | | | | | 1 | 0 | 1 | 0 | 0 | 0 | 0 | | | | | | |
| 12 Alfonso Soriano, R OBP: 0.353, SLG: 0.545 | | | | | | | | | | 2 | 1 | 1 | 2 | 1 | 0 | 1 | | | | | | |
| 18 Geovany Soto, R OBP: 0.409, SLG: 0.458 | | | | | | | | | | 3 | 0 | 1 | 0 | 1 | 2 | 1 | | | | | | |
| 13 Starlin Castro, R OBP: 0.322, SLG: 0.346 | | | | | | | | | | 1 | 0 | 1 | 2 | 2 | 0 | 0 | | | | | | |
| 46 Ryan Dempster, R OBP: 0.179, SLG: 0.214 | | | | | | | | | | 3 | 0 | 0 | 0 | 0 | 1 | 4 | | | | | | |
| 45 Sean Marshall, L | | | | | | | | | | 0 | 0 | 0 | 0 | 0 | 0 | 0 | | | | | | |
| 38 Carlos Zambrano, S OBP: 0.176, SLG: 0.188 | | | | | | | | | | 1 | 0 | 0 | 0 | 0 | 1 | 2 | | | | | | |
| 49 Carlos Marmol, R | | | | | | | | | | 0 | 0 | 0 | 0 | 0 | 0 | 0 | | | | | | |
| Inning Stats | R: 0 E: 0 K: 0 S: 10 | H: 0 LOB: 0 BB: 0 P: 13 | R: 2 E: 0 K: 1 S: 13 | H: 3 LOB: 1 BB: 1 P: 22 | R: 0 E: 0 K: 1 S: 7 | H: 0 LOB: 0 BB: 0 P: 9 | R: 1 E: 0 K: 0 S: 11 | H: 2 LOB: 2 BB: 1 P: 20 | R: 3 E: 0 K: 1 S: 13 | H: 3 LOB: 1 BB: 1 P: 25 | R: 0 E: 0 K: 2 S: 11 | H: 0 LOB: 1 BB: 1 P: 17 | R: 0 E: 0 K: 1 S: 7 | H: 0 LOB: 0 BB: 1 P: 12 | R: 0 E: 0 K: 2 S: 9 | H: 1 LOB: 2 BB: 1 P: 19 | 1B: 5 2B: 3 3B: 0 HR: 1 | SF: 1 SAC: 1 DP: 1 HBP: 0 | WP: 0 PB: 0 SB: 0 CS: 0 | PA: 36 | | |
| PITCHER | IP WLS BF ERA WHIP | IP WLS BF ERA WHIP | IP WLS BF ERA WHIP | IP WLS BF ERA WHIP | IP WLS BF ERA WHIP | IP WLS BF ERA WHIP | IP WLS BF ERA WHIP | IP WLS BF ERA WHIP | IP WLS BF ERA WHIP | IP WLS BF ERA WHIP | IP WLS BF ERA WHIP | IP WLS BF ERA WHIP | IP WLS BF ERA WHIP | IP WLS BF ERA WHIP | IP WLS BF ERA WHIP | IP WLS BF ERA WHIP | IP WLS BF ERA WHIP | IP WLS BF ERA WHIP | IP WLS BF ERA WHIP | IP WLS BF ERA WHIP | IP WLS BF ERA WHIP | |
| 47 Gio González, L ERA: 4.21 | 5.0 | L | 24 | 8 | 0 | 6 | 3 | 2 | 2 | 0 | 0 | 0 | 0 | 0 | 0 | 0 | 2 | 1 | 0 | 0 | 0 | 0 |
| 66 Tyson Ross, R ERA: 5.94 | 2.0 | | 7 | 0 | 0 | 0 | 3 | 2 | 0 | 0 | 0 | 0 | 0 | 0 | 0 | 0 | 0 | 0 | 18 | 29 | 0.00 | 1.000 |
| 57 Cedrick Bowers, L ERA: 4.05 | 1.0 | | 5 | 1 | 0 | 0 | 2 | 0 | 1 | 0 | 0 | 0 | 0 | 0 | 0 | 0 | 0 | 0 | 9 | 19 | 0.00 | 1.000 |

| | |
|-----|----|
| AB | 28 |
| R | 6 |
| H | 9 |
| RBI | 6 |
| BB | 6 |
| SO | 8 |
| LOB | 12 |



| Batter | 1 | 2 | 3 | 4 | 5 | 6 | 7 | 8 | 9 | AB | R | H | RBI | BB | SO | LOB | TOP | | | | | |
|---|---------------------------------------|----------------------------------|--------------------------------------|----------------------------------|--------------------------------------|----------------------------------|---------------------------------------|----------------------------------|---------------------------------------|-------------------------------------|---------------------------------------|----------------------------------|---------------------------------------|----------------------------------|--------------------------------------|-------------------------------------|---|----------------------------------|----------------------------------|------------------------------------|---|--|
| 11 Rajai Davis, R OBP: 0.316, SLG: 0.367 | | | | | | | | | | 4 | 0 | 2 | 1 | 1 | 0 | 2 | Oakland Athletics @ Chicago Cubs Wrigley Field, Chicago, IL Thu Jun 17 2010, 1:24 PM - 4:12 PM CDT Att: 36,942 - Sunny - 73 F | | | | | |
| 28 Conor Jackson, R OBP: 0.331, SLG: 0.340 | | | | | | | | | | 4 | 0 | 1 | 0 | 0 | 0 | 3 | | | | | | |
| 10 Daric Barton, L OBP: 0.390, SLG: 0.418 | | | | | | | | | | 4 | 0 | 0 | 0 | 0 | 2 | 2 | | | | | | |
| 8 Kurt Suzuki, R OBP: 0.322, SLG: 0.456 | | | | | | | | | | 4 | 0 | 0 | 0 | 0 | 0 | 1 | | | | | | |
| 5 Kevin Kouzmanoff, R OBP: 0.328, SLG: 0.405 | | | | | | | | | | 4 | 0 | 1 | 0 | 0 | 1 | 0 | | | | | | |
| 32 Jack Cust, L OBP: 0.295, SLG: 0.378 | | | | | | | | | | 3 | 0 | 0 | 0 | 0 | 2 | 1 | | | | | | |
| 31 Brad Ziegler, R ERA: 3.78 | | | | | | | | | | 0 | 0 | 0 | 0 | 0 | 0 | 0 | | | | | | |
| 56 Craig Breslow, L ERA: 3.1 | | | | | | | | | | 0 | 0 | 0 | 0 | 0 | 0 | 0 | | | | | | |
| 48 Michael Wuerz, R ERA: 6.35 | | | | | | | | | | 0 | 0 | 0 | 0 | 0 | 0 | 0 | | | | | | |
| 40 Andrew Bailey, R ERA: 1.69 | | | | | | | | | | 1 | 0 | 1 | 0 | 0 | 0 | 0 | | | | | | |
| 14 Mark Ellis, R OBP: 0.359, SLG: 0.391 | | | | | | | | | | 4 | 1 | 2 | 1 | 0 | 0 | 1 | | | | | | |
| 2 Cliff Pennington, S OBP: 0.297, SLG: 0.336 | | | | | | | | | | 3 | 1 | 1 | 0 | 1 | 0 | 1 | | | | | | |
| 51 Dallas Braden, L ERA: 4.92 | | | | | | | | | | 1 | 0 | 0 | 0 | 0 | 0 | 0 | | | | | | |
| 18 Gabe Gross, L OBP: 0.299, SLG: 0.350 | | | | | | | | | | 2 | 0 | 0 | 0 | 0 | 1 | 2 | | | | | | |
| 13 Jerry Blevins, L ERA: 1.76 | | | | | | | | | | 0 | 0 | 0 | 0 | 0 | 0 | 0 | | | | | | |
| Inning Stats | R: 0 H: 1 E: 0 K: 1 S: 13 | H: 1 LOB: 1 BB: 0 P: 20 | R: 0 H: 1 E: 0 K: 0 S: 8 | H: 1 LOB: 1 BB: 0 P: 13 | R: 0 H: 1 E: 0 K: 0 S: 9 | H: 1 LOB: 1 BB: 0 P: 15 | R: 0 H: 0 E: 0 K: 2 S: 10 | H: 0 LOB: 0 BB: 0 P: 15 | R: 1 H: 2 E: 1 K: 0 S: 14 | H: 2 LOB: 1 BB: 0 P: 23 | R: 0 H: 1 E: 0 K: 2 S: 10 | H: 1 LOB: 1 BB: 0 P: 16 | R: 1 H: 1 E: 0 K: 1 S: 14 | H: 1 LOB: 1 BB: 1 P: 27 | R: 0 H: 0 E: 0 K: 0 S: 4 | H: 0 LOB: 0 BB: 0 P: 7 | R: 0 H: 1 E: 0 K: 0 S: 8 | H: 1 LOB: 2 BB: 1 P: 15 | 1B: 5 2B: 2 3B: 0 HR: 1 | SF: 0 SAC: 1 DP: 0 HBP: 0 | WP: 2 PA: 37 ERA: 2.57 WHIP: 1.143 | |
| PITCHER | IP: 7.0 WLS: 29 BF: 7 | WLS: 2 ER: 2 SO: 6 | BB: 1 IBB: 0 HBP: 0 BLK: 0 | IBB: 0 HBP: 0 BLK: 0 | WP: 1 HR: 1 S: 78 P: 129 | ERA: 2.57 WHIP: 1.143 | PITCHER | IP: 1.1 WLS: 5 BF: 1 | WLS: 0 ER: 0 SO: 0 | BB: 0 IBB: 0 HBP: 0 BLK: 0 | WP: 0 HR: 0 S: 9 P: 14 | ERA: 0.00 WHIP: 0.750 | PITCHER | IP: 0.2 WLS: 3 BF: 0 | WLS: 0 ER: 0 SO: 0 | BB: 0 IBB: 0 HBP: 0 BLK: 0 | WP: 0 HR: 0 S: 3 P: 8 | ERA: 0.00 WHIP: 1.500 | | | | |

| | |
|-----|----|
| AB | 34 |
| R | 2 |
| H | 8 |
| RBI | 2 |
| BB | 2 |
| SO | 6 |
| LOB | 13 |



| Batter | 1 | 2 | 3 | 4 | 5 | 6 | 7 | 8 | 9 | AB | R | H | RBI | BB | SO | LOB | BOTTOM | | | | |
|---|---------------------------------------|----------------------------------|--------------------------------------|---------------------------------|--------------------------------------|---------------------------------|--------------------------------------|----------------------------------|---------------------------------------|-------------------------------------|--------------------------------------|----------------------------------|---------------------------------------|----------------------------------|---------------------------------------|----------------------------------|---|----------------------------------|----------------------------------|------------------------------------|--|
| 2 Ryan Theriot, R OBP: 0.312, SLG: 0.305 | | | | | | | | | | 4 | 0 | 0 | 0 | 1 | 2 | 1 | Oakland Athletics @ Chicago Cubs Wrigley Field, Chicago, IL Thu Jun 17 2010, 1:24 PM - 4:12 PM CDT Att: 36,942 - Sunny - 73 F | | | | |
| 28 Jeff Baker, R OBP: 0.300, SLG: 0.435 | | | | | | | | | | 3 | 1 | 1 | 1 | 0 | 0 | 1 | | | | | |
| 1 Kosuke Fukudome, L OBP: 0.379, SLG: 0.462 | | | | | | | | | | 2 | 1 | 2 | 1 | 0 | 0 | 0 | | | | | |
| 24 Marion Byrd, R OBP: 0.374, SLG: 0.529 | | | | | | | | | | 4 | 0 | 2 | 0 | 0 | 0 | 0 | | | | | |
| 25 Derrek Lee, R OBP: 0.338, SLG: 0.367 | | | | | | | | | | 2 | 0 | 0 | 0 | 2 | 0 | 0 | | | | | |
| 22 Xavier Nady, R OBP: 0.336, SLG: 0.429 | | | | | | | | | | 3 | 0 | 1 | 1 | 0 | 1 | 0 | | | | | |
| 17 Mike Fontenot, L OBP: 0.343, SLG: 0.431 | | | | | | | | | | 0 | 0 | 0 | 0 | 0 | 0 | 0 | | | | | |
| 12 Alfonso Soriano, R OBP: 0.346, SLG: 0.535 | | | | | | | | | | 4 | 0 | 0 | 0 | 0 | 2 | 5 | | | | | |
| 18 Geovany Soto, R OBP: 0.417, SLG: 0.462 | | | | | | | | | | 3 | 1 | 2 | 0 | 1 | 0 | 3 | | | | | |
| 13 Starlin Castro, R OBP: 0.322, SLG: 0.353 | | | | | | | | | | 3 | 0 | 1 | 0 | 0 | 1 | 2 | | | | | |
| 36 Randy Wells, R OBP: 0.238, SLG: 0.250 | | | | | | | | | | 1 | 0 | 0 | 0 | 0 | 0 | 0 | | | | | |
| 21 Tyler Colvin, L OBP: 0.362, SLG: 0.615 | | | | | | | | | | 1 | 0 | 0 | 0 | 0 | 1 | 1 | | | | | |
| 48 Andrew Cashner, R ERA: 2.76 | | | | | | | | | | 0 | 0 | 0 | 0 | 0 | 0 | 0 | | | | | |
| 49 Carlos Marmol, R ERA: 1.69 | | | | | | | | | | 0 | 0 | 0 | 0 | 0 | 0 | 0 | | | | | |
| 55 Koyie Hill, S OBP: 0.276, SLG: 0.292 | | | | | | | | | | 0 | 0 | 0 | 0 | 1 | 0 | 0 | | | | | |
| Inning Stats | R: 1 H: 3 E: 0 K: 2 S: 17 | H: 3 LOB: 3 BB: 1 P: 28 | R: 0 H: 1 E: 0 K: 1 S: 6 | H: 1 LOB: 0 BB: 0 P: 8 | R: 0 H: 0 E: 0 K: 1 S: 9 | H: 0 LOB: 0 BB: 0 P: 9 | R: 0 H: 1 E: 0 K: 0 S: 8 | H: 1 LOB: 0 BB: 0 P: 12 | R: 0 H: 0 E: 0 K: 0 S: 11 | H: 0 LOB: 0 BB: 0 P: 15 | R: 0 H: 0 E: 0 K: 0 S: 7 | H: 0 LOB: 0 BB: 0 P: 11 | R: 0 H: 1 E: 0 K: 2 S: 15 | H: 1 LOB: 1 BB: 0 P: 22 | R: 1 H: 2 E: 0 K: 1 S: 13 | H: 2 LOB: 2 BB: 1 P: 21 | R: 1 H: 1 E: 0 K: 0 S: 6 | H: 1 LOB: 3 BB: 3 P: 19 | 1B: 7 2B: 1 3B: 0 HR: 1 | SF: 1 SAC: 2 DP: 1 HBP: 0 | WP: 0 PA: 38 ERA: 27.00 WHIP: 9.000 |
| PITCHER | IP: 6.0 WLS: 23 BF: 23 | WLS: 3 ER: 1 SO: 4 | BB: 1 IBB: 0 HBP: 0 BLK: 0 | IBB: 0 HBP: 0 BLK: 0 | WP: 0 HR: 1 S: 58 P: 83 | ERA: 1.50 WHIP: 1.000 | PITCHER | IP: 0.1 WLS: 5 BF: 1 | WLS: 0 ER: 1 SO: 0 | BB: 2 IBB: 1 HBP: 0 BLK: 0 | WP: 0 HR: 0 S: 6 P: 19 | ERA: 4.44 WHIP: 9.000 | | | | | | | | | |

| | |
|-----|----|
| AB | 30 |
| R | 3 |
| H | 9 |
| RBI | 3 |
| BB | 5 |
| SO | 7 |
| LOB | 13 |



| Batter | 1 | 2 | 3 | 4 | 5 | 6 | 7 | 8 | 9 | AB | R | H | RBI | BB | SO | LOB | TOP | | | | | |
|---|--|---|--|--|--------------------------------------|--|---------------------------------------|--|---------------------------------------|--|---------------------------------------|--|---------------------------------------|--|--|---|--|--|-----------------------------------|------------------------------------|----------------------------------|--------|
| 47 Howie Kendrick, R OBP: 0.306, SLG: 0.423 | | | | | | | | | | 6 | 1 | 3 | 3 | 0 | 1 | 1 | Los Angeles Angels @ Chicago Cubs Wrigley Field, Chicago, IL Sat Jun 19 2010, 12:07 PM - 3:06 PM CDT Att: 40,008 - Sunny - 82 F | | | | | |
| 18 Kevin Frandsen, R OBP: 0.360, SLG: 0.433 | | | | | | | | | | 5 | 1 | 2 | 1 | 1 | 0 | 2 | | | | | | |
| 53 Bobby Abreu, L OBP: 0.359, SLG: 0.419 | | | | | | | | | | 5 | 2 | 4 | 1 | 1 | 0 | 3 | | | | | | |
| 48 Tori Hunter, R 77 Reggie Willits, S OBP: 0.364, SLG: 0.298 | | | | | | | | | | 2 | 1 | 1 | 2 | 3 | 1 | 2 | | | | | | |
| 44 Mike Napoli, R 62 Scot Shields, R OBP: 0.326, SLG: 0.477 | | | | | | | | | | 4 | 1 | 0 | 0 | 1 | 1 | 6 | | | | | | |
| 20 Juan Rivera, R OBP: 0.308, SLG: 0.436 | | | | | | | | | | 4 | 0 | 1 | 3 | 1 | 1 | 0 | | | | | | |
| 46 Bobby Wilson, R OBP: 0.268, SLG: 0.351 | | | | | | | | | | 4 | 2 | 1 | 0 | 1 | 1 | 4 | | | | | | |
| 3 Brandon Wood, R OBP: 0.180, SLG: 0.221 | | | | | | | | | | 5 | 2 | 2 | 1 | 0 | 2 | 2 | | | | | | |
| 36 Jered Weaver, R 39 Robb Quinlan, R OBP: 0.200, SLG: 0.200 | | | | | | | | | | 4 | 1 | 1 | 0 | 0 | 2 | 1 | | | | | | |
| 39 Robb Quinlan, R OBP: 0.176, SLG: 0.168 | | | | | | | | | | 1 | 1 | 0 | 0 | 0 | 0 | 0 | | | | | | |
| Inning Stats | R: 4 H: 4 E: 0 K: 3 S: 23 | H: 4 R: 1 LOB: 1 BB: 1 P: 35 | R: 0 H: 0 E: 0 K: 2 S: 7 | H: 0 R: 0 LOB: 0 BB: 0 P: 8 | R: 0 H: 1 E: 0 K: 1 S: 9 | H: 1 R: 2 LOB: 2 BB: 2 P: 18 | R: 0 H: 0 E: 0 K: 1 S: 11 | H: 0 R: 0 LOB: 0 BB: 0 P: 14 | R: 2 H: 2 E: 0 K: 0 S: 12 | H: 2 R: 0 LOB: 0 BB: 0 P: 17 | R: 2 H: 3 E: 1 K: 0 S: 17 | H: 3 R: 0 LOB: 3 BB: 1 P: 32 | R: 1 H: 2 E: 0 K: 1 S: 15 | H: 2 R: 0 LOB: 3 BB: 2 P: 30 | R: 0 H: 0 E: 0 K: 1 S: 7 | H: 0 R: 0 LOB: 0 BB: 1 P: 11 | R: 3 H: 3 E: 1 K: 1 S: 16 | H: 3 R: 0 LOB: 2 BB: 1 P: 30 | 1B: 10 2B: 3 3B: 0 HR: 2 | SF: 0 SAC: 0 DP: 2 HBP: 0 | WP: 1 PB: 0 SB: 1 CS: 0 | PA: 50 |
| PITCHER | IP: 5.1 WLS: L BF: 28 H: 9 R: 8 ER: 6 SO: 7 BB: 2 IBB: 1 HBP: 0 BLK: 0 WP: 1 HR: 2 S: 71 P: 104 ERA: 10.12 WHIP: 2.062 | IP: 1.1 WLS: 10 BF: 3 H: 1 R: 1 ER: 1 SO: 1 BB: 0 IBB: 0 HBP: 0 BLK: 0 WP: 0 HR: 19 S: 45 P: 6.75 ERA: 4.500 | IP: 1.1 WLS: 4 BF: 0 H: 0 R: 0 ER: 0 SO: 1 BB: 0 IBB: 0 HBP: 0 BLK: 0 WP: 0 HR: 16 S: 16 P: 0.00 ERA: 0.750 | IP: 1.0 WLS: 8 BF: 3 H: 3 R: 3 ER: 1 SO: 1 BB: 0 IBB: 0 HBP: 0 BLK: 0 WP: 0 HR: 16 S: 30 P: 9.00 ERA: 4.000 | PITCHER | | | | | | | | | | IP: 5.1 WLS: L BF: 28 H: 9 R: 8 ER: 6 SO: 7 BB: 2 IBB: 1 HBP: 0 BLK: 0 WP: 1 HR: 2 S: 71 P: 104 ERA: 10.12 WHIP: 2.062 | IP: 1.1 WLS: 10 BF: 3 H: 1 R: 1 ER: 1 SO: 1 BB: 0 IBB: 0 HBP: 0 BLK: 0 WP: 0 HR: 19 S: 45 P: 6.75 ERA: 4.500 | IP: 1.1 WLS: 4 BF: 0 H: 0 R: 0 ER: 0 SO: 1 BB: 0 IBB: 0 HBP: 0 BLK: 0 WP: 0 HR: 16 S: 16 P: 0.00 ERA: 0.750 | IP: 1.0 WLS: 8 BF: 3 H: 3 R: 3 ER: 1 SO: 1 BB: 0 IBB: 0 HBP: 0 BLK: 0 WP: 0 HR: 16 S: 30 P: 9.00 ERA: 4.000 | | | | |

| Batter | 1 | 2 | 3 | 4 | 5 | 6 | 7 | 8 | 9 | AB | R | H | RBI | BB | SO | LOB | BOTTOM | | | | | |
|---|--|--|---------------------------------------|--|---------------------------------------|--|---------------------------------------|--|--------------------------------------|--|---------------------------------------|--|--|--|---------------------------------------|--|---|--------------------------------------|---|----------------------------------|------------------------------------|----------------------------------|
| 1 Kosuke Fukudome, L OBP: 0.370, SLG: 0.449 | | | | | | | | | | 4 | 0 | 0 | 0 | 0 | 0 | 0 | Los Angeles Angels @ Chicago Cubs Wrigley Field, Chicago, IL Sat Jun 19 2010, 12:07 PM - 3:06 PM CDT Att: 40,008 - Sunny - 82 F | | | | | |
| 21 Tyler Colvin, L OBP: 0.360, SLG: 0.616 | | | | | | | | | | 4 | 0 | 0 | 0 | 0 | 1 | 0 | | | | | | |
| 24 Marlon Byrd, R OBP: 0.365, SLG: 0.514 | | | | | | | | | | 4 | 0 | 1 | 0 | 0 | 2 | 1 | | | | | | |
| 25 Derrek Lee, R OBP: 0.339, SLG: 0.389 | | | | | | | | | | 3 | 0 | 0 | 0 | 0 | 1 | 1 | | | | | | |
| 9 Chad Tracy, L OBP: 0.318, SLG: 0.300 | | | | | | | | | | 3 | 0 | 0 | 0 | 0 | 3 | 1 | | | | | | |
| 17 Mike Fontenot, L OBP: 0.343, SLG: 0.429 | | | | | | | | | | 3 | 0 | 1 | 0 | 0 | 1 | 0 | | | | | | |
| 55 Koyie Hill, S 44 Jeff Stevens, R 43 John Grabow, L 2 Ryan Theriot, R 62 Bob Howry, L OBP: 0.313, SLG: 0.302 | | | | | | | | | | 2 | 0 | 0 | 0 | 0 | 1 | 1 | | | | | | |
| 13 Starlin Castro, R OBP: 0.320, SLG: 0.353 | | | | | | | | | | 3 | 0 | 0 | 0 | 0 | 1 | 0 | | | | | | |
| 30 Ted Lilly, L 18 Geovany Soto, R OBP: 0.406, SLG: 0.450 | | | | | | | | | | 1 | 0 | 0 | 0 | 0 | 1 | 0 | | | | | | |
| Inning Stats | R: 0 H: 0 E: 0 K: 1 S: 11 | H: 1 R: 0 LOB: 0 BB: 0 P: 15 | R: 0 H: 1 E: 0 K: 3 S: 11 | H: 1 R: 0 LOB: 0 BB: 0 P: 18 | R: 0 H: 0 E: 0 K: 1 S: 10 | H: 0 R: 0 LOB: 0 BB: 0 P: 14 | R: 0 H: 1 E: 0 K: 1 S: 11 | H: 1 R: 0 LOB: 1 BB: 0 P: 17 | R: 0 H: 0 E: 0 K: 0 S: 6 | H: 0 R: 0 LOB: 0 BB: 0 P: 12 | R: 0 H: 0 E: 0 K: 3 S: 16 | H: 0 R: 0 LOB: 1 BB: 0 P: 20 | R: 0 H: 0 E: 0 K: 2 S: 9 | H: 0 R: 0 LOB: 0 BB: 0 P: 13 | R: 0 H: 0 E: 0 K: 1 S: 10 | H: 0 R: 0 LOB: 0 BB: 0 P: 15 | | R: 0 H: 0 E: 0 K: 0 S: 5 | H: 0 R: 0 LOB: 0 BB: 0 P: 8 | 1B: 2 2B: 0 3B: 0 HR: 0 | SF: 0 SAC: 0 DP: 0 HBP: 0 | WP: 1 PB: 0 SB: 0 CS: 0 |
| PITCHER | IP: 7.0 WLS: W BF: 24 H: 2 R: 0 ER: 0 SO: 11 BB: 0 IBB: 0 HBP: 0 BLK: 0 WP: 1 HR: 0 S: 15 P: 109 ERA: 0.00 WHIP: 0.286 | IP: 2.0 WLS: 6 BF: 0 H: 0 R: 0 ER: 0 SO: 1 BB: 0 IBB: 0 HBP: 0 BLK: 0 WP: 0 HR: 15 S: 23 P: 0.00 ERA: 0.000 | PITCHER | | | | | | | | | | IP: 7.0 WLS: W BF: 24 H: 2 R: 0 ER: 0 SO: 11 BB: 0 IBB: 0 HBP: 0 BLK: 0 WP: 1 HR: 0 S: 15 P: 109 ERA: 0.00 WHIP: 0.286 | IP: 2.0 WLS: 6 BF: 0 H: 0 R: 0 ER: 0 SO: 1 BB: 0 IBB: 0 HBP: 0 BLK: 0 WP: 0 HR: 15 S: 23 P: 0.00 ERA: 0.000 | | | | | | | | |



| Batter | 1 | 2 | 3 | 4 | 5 | 6 | 7 | 8 | 9 | AB | R | H | RBI | BB | SO | LOB | TOP | | | | | | | | | | |
|---|---------------------------------------|----------------------------------|--------------------------------------|----------------------------------|--------------------------------------|----------------------------------|---------------------------------------|----------------------------------|---------------------------------------|----------------------------------|--------------------------------------|----------------------------------|--------------------------------------|----------------------------------|---------------------------------------|----------------------------------|--|----------------------------------|------------------------------------|----------------------------------|--------|--|--|--|--|--|--|
| 47 Howie Kendrick, R OBP: 0.305, SLG: 0.421 | | | | | | | | | | 4 | 0 | 1 | 0 | 0 | 1 | 0 | Los Angeles Angels @ Chicago Cubs Wrigley Field, Chicago, IL Sun Jun 20 2010, 1:23 PM - 4:21 PM CDT Att: 39,850 - Sunny - 74 F | | | | | | | | | | |
| 18 Kevin Frandsen, R OBP: 0.387, SLG: 0.437 | | | | | | | | | | 4 | 1 | 2 | 0 | 0 | 0 | 1 | | | | | | | | | | | |
| 53 Bobby Abreu, L OBP: 0.359, SLG: 0.416 | | | | | | | | | | 2 | 0 | 0 | 0 | 1 | 2 | 2 | | | | | | | | | | | |
| 77 Reggie Williams, S OBP: 0.357, SLG: 0.292 | | | | | | | | | | 1 | 0 | 0 | 0 | 0 | 0 | 1 | | | | | | | | | | | |
| 48 Torii Hunter, R OBP: 0.367, SLG: 0.528 | | | | | | | | | | 3 | 0 | 1 | 1 | 0 | 0 | 1 | | | | | | | | | | | |
| 39 Robb Quinlan, R OBP: 0.171, SLG: 0.182 | | | | | | | | | | 1 | 0 | 0 | 0 | 0 | 0 | 1 | | | | | | | | | | | |
| 55 Hideki Matsui, L OBP: 0.337, SLG: 0.432 | | | | | | | | | | 4 | 0 | 2 | 0 | 0 | 2 | 2 | | | | | | | | | | | |
| 44 Mike Napoli, R OBP: 0.325, SLG: 0.478 | | | | | | | | | | 4 | 0 | 2 | 0 | 0 | 2 | 1 | | | | | | | | | | | |
| 5 Jeff Mathis, R OBP: 0.333, SLG: 0.452 | | | | | | | | | | 4 | 0 | 1 | 0 | 0 | 3 | 4 | | | | | | | | | | | |
| 3 Brandon Wood, R OBP: 0.182, SLG: 0.221 | | | | | | | | | | 4 | 0 | 1 | 0 | 0 | 0 | 3 | | | | | | | | | | | |
| 51 Joe Saunders, L 37 Sean O'Sullivan, R 20 Juan Rivera, R 45 Francisco Rodriguez, R 40 Brian Fuentes, L 70 Trevor Bell, L | | | | | | | | | | 1 | 0 | 0 | 0 | 0 | 0 | 0 | | | | | | | | | | | |
| Inning Stats | R: 0 H: 0 E: 0 K: 0 S: 12 | H: 0 LOB: 0 BB: 1 P: 21 | R: 0 H: 0 E: 1 K: 2 S: 8 | H: 0 LOB: 0 BB: 0 P: 14 | R: 0 H: 1 E: 0 K: 0 S: 8 | H: 1 LOB: 0 BB: 0 P: 12 | R: 1 H: 2 E: 0 K: 2 S: 17 | H: 2 LOB: 1 BB: 0 P: 25 | R: 0 H: 1 E: 0 K: 1 S: 11 | H: 1 LOB: 1 BB: 0 P: 17 | R: 0 H: 3 E: 0 K: 1 S: 9 | H: 3 LOB: 2 BB: 0 P: 12 | R: 0 H: 1 E: 0 K: 1 S: 9 | H: 1 LOB: 1 BB: 0 P: 14 | R: 0 H: 1 E: 0 K: 2 S: 12 | H: 1 LOB: 1 BB: 0 P: 19 | | 1B: 8 2B: 3 3B: 0 HR: 0 | SF: 0 SAC: 0 DP: 3 HBP: 0 | WP: 0 PB: 0 SB: 1 CS: 1 | PA: 36 | | | | | | |
| PITCHER | IP | WLS | BF | H | R | ER | SO | BB | IBB | HBP | BLK | WP | HR | S | P | ERA | WHIP | | | | | | | | | | |
| 38 Carlos Zambrano, R ERA: 5.1 | 7.0 | W | 27 | 8 | 1 | 1 | 7 | 1 | 0 | 0 | 1 | 0 | 0 | 73 | 114 | 1.29 | 1.286 | | | | | | | | | | |
| 48 Andrew Cashner, R ERA: 1.71 | 1.0 | | 4 | 1 | 0 | 0 | 1 | 0 | 0 | 0 | 0 | 0 | 0 | 9 | 14 | 0.00 | 1.000 | | | | | | | | | | |
| 49 Carlos Marmol, R ERA: 1.71 | 1.0 | | 4 | 1 | 0 | 0 | 2 | 0 | 0 | 0 | 0 | 0 | 0 | 12 | 19 | 0.00 | 1.000 | | | | | | | | | | |

| Batter | 1 | 2 | 3 | 4 | 5 | 6 | 7 | 8 | 9 | AB | R | H | RBI | BB | SO | LOB | BOTTOM | | | | | | | | | | |
|---|---------------------------------------|----------------------------------|---------------------------------------|----------------------------------|---------------------------------------|----------------------------------|--------------------------------------|----------------------------------|---------------------------------------|----------------------------------|--------------------------------------|---------------------------------|---------------------------------------|----------------------------------|---------------------------------------|----------------------------------|--|------------------------------------|----------------------------------|--------|--|--|--|--|--|--|--|
| 24 Marlon Byrd, R OBP: 0.364, SLG: 0.517 | | | | | | | | | | 6 | 2 | 2 | 0 | 0 | 1 | 5 | Los Angeles Angels @ Chicago Cubs Wrigley Field, Chicago, IL Sun Jun 20 2010, 1:23 PM - 4:21 PM CDT Att: 39,850 - Sunny - 74 F | | | | | | | | | | |
| 28 Jeff Baker, R OBP: 0.305, SLG: 0.436 | | | | | | | | | | 6 | 1 | 2 | 1 | 0 | 2 | 7 | | | | | | | | | | | |
| 25 Derrek Lee, R OBP: 0.340, SLG: 0.395 | | | | | | | | | | 4 | 0 | 2 | 4 | 0 | 0 | 3 | | | | | | | | | | | |
| 22 Xavier Nady, R OBP: 0.339, SLG: 0.437 | | | | | | | | | | 5 | 2 | 2 | 0 | 0 | 2 | 4 | | | | | | | | | | | |
| 49 Carlos Marmol, R ERA: 1.71 | | | | | | | | | | 0 | 0 | 0 | 0 | 0 | 0 | 0 | | | | | | | | | | | |
| 18 Geovany Soto, R OBP: 0.406, SLG: 0.465 | | | | | | | | | | 4 | 1 | 1 | 1 | 1 | 1 | 1 | | | | | | | | | | | |
| 12 Alfonso Soriano, R OBP: 0.342, SLG: 0.521 | | | | | | | | | | 5 | 0 | 2 | 1 | 0 | 0 | 1 | | | | | | | | | | | |
| 13 Starlin Castro, R OBP: 0.323, SLG: 0.350 | | | | | | | | | | 4 | 2 | 1 | 0 | 1 | 0 | 3 | | | | | | | | | | | |
| 2 Ryan Theriot, R OBP: 0.322, SLG: 0.312 | | | | | | | | | | 4 | 3 | 3 | 1 | 1 | 0 | 1 | | | | | | | | | | | |
| 38 Carlos Zambrano, S ERA: 5.07 | 2.2 | L | 21 | 9 | 8 | 5 | 2 | 2 | 0 | 0 | 0 | 0 | 0 | 0 | 0 | 0 | | | | | | | | | | | |
| 48 Andrew Cashner, R ERA: 2.7 | 3.1 | | 13 | 3 | 1 | 1 | 1 | 0 | 0 | 0 | 0 | 0 | 0 | 31 | 43 | 2.70 | 0.900 | | | | | | | | | | |
| 45 Francisco Rodriguez, R ERA: 2.92 | 1.0 | | 5 | 2 | 0 | 0 | 1 | 0 | 0 | 0 | 0 | 0 | 0 | 11 | 17 | 0.00 | 2.000 | | | | | | | | | | |
| 40 Brian Fuentes, L ERA: 6.23 | 0.2 | | 7 | 4 | 3 | 3 | 1 | 1 | 0 | 0 | 0 | 0 | 0 | 12 | 22 | 40.50 | 7.500 | | | | | | | | | | |
| 70 Trevor Bell, R ERA: 5.94 | 0.1 | | 1 | 0 | 0 | 0 | 1 | 0 | 0 | 0 | 0 | 0 | 0 | 3 | 3 | 0.00 | 0.000 | | | | | | | | | | |
| Inning Stats | R: 2 H: 3 E: 1 K: 0 S: 17 | H: 3 LOB: 2 BB: 1 P: 30 | R: 2 H: 2 E: 0 K: 1 S: 17 | H: 2 LOB: 0 BB: 0 P: 24 | R: 4 H: 4 E: 1 K: 1 S: 23 | H: 4 LOB: 2 BB: 1 P: 34 | R: 0 H: 1 E: 0 K: 0 S: 9 | H: 1 LOB: 1 BB: 0 P: 14 | R: 1 H: 2 E: 0 K: 1 S: 13 | H: 2 LOB: 1 BB: 0 P: 17 | R: 0 H: 0 E: 0 K: 0 S: 5 | H: 0 LOB: 0 BB: 0 P: 8 | R: 0 H: 2 E: 0 K: 1 S: 11 | H: 2 LOB: 2 BB: 0 P: 17 | R: 0 H: 2 E: 0 K: 2 S: 15 | H: 4 LOB: 2 BB: 1 P: 25 | 1B: 11 2B: 6 3B: 0 HR: 1 | SF: 1 SAC: 0 DP: 0 HBP: 0 | WP: 0 PB: 0 SB: 0 CS: 0 | PA: 47 | | | | | | | |
| PITCHER | IP | WLS | BF | H | R | ER | SO | BB | IBB | HBP | BLK | WP | HR | S | P | ERA | WHIP | | | | | | | | | | |
| 51 Joe Saunders, L ERA: 5.07 | 2.2 | L | 21 | 9 | 8 | 5 | 2 | 2 | 0 | 0 | 0 | 0 | 0 | 0 | 0 | 0 | 4.125 | | | | | | | | | | |
| 37 Sean O'Sullivan, R ERA: 2.7 | 3.1 | | 13 | 3 | 1 | 1 | 1 | 0 | 0 | 0 | 0 | 0 | 0 | 31 | 43 | 2.70 | 0.900 | | | | | | | | | | |
| 45 Francisco Rodriguez, R ERA: 2.92 | 1.0 | | 5 | 2 | 0 | 0 | 1 | 0 | 0 | 0 | 0 | 0 | 0 | 11 | 17 | 0.00 | 2.000 | | | | | | | | | | |
| 40 Brian Fuentes, L ERA: 6.23 | 0.2 | | 7 | 4 | 3 | 3 | 1 | 1 | 0 | 0 | 0 | 0 | 0 | 12 | 22 | 40.50 | 7.500 | | | | | | | | | | |
| 70 Trevor Bell, R ERA: 5.94 | 0.1 | | 1 | 0 | 0 | 0 | 1 | 0 | 0 | 0 | 0 | 0 | 0 | 3 | 3 | 0.00 | 0.000 | | | | | | | | | | |

| Batter | 1 | 2 | 3 | 4 | 5 | 6 | 7 | 8 | 9 | AB | R | H | RBI | BB | SO | LOB | TOP | | | | | | | | | | |
|---|-------------------------------|----------------------------------|------------------------------|----------------------------------|-------------------------------|----------------------------------|------------------------------|----------------------------------|------------------------------|---------------------------------|------------------------------|----------------------------------|-------------------------------|----------------------------------|------------------------------|----------------------------------|---|----------------------------------|----------------------------------|------------------------------------|----------------------------------|--------|--|--|--|--|--|
| 24 Marlon Byrd, R OBP: 0.366, SLG: 0.521 | | | | | | | | | | 4 | 0 | 2 | 0 | 0 | 1 | 2 | Chicago Cubs @ Seattle Mariners Safeco Field, Seattle, WA Tue Jun 22 2010, 7:12 PM - 9:24 PM PDT Att: 27,985 - Clear - 70 F | | | | | | | | | | |
| 28 Jeff Baker, R OBP: 0.301, SLG: 0.423 | | | | | | | | | | 3 | 0 | 0 | 0 | 0 | 2 | 2 | | | | | | | | | | | |
| 9 Chad Tracy, L OBP: 0.311, SLG: 0.293 | | | | | | | | | | 1 | 0 | 0 | 0 | 0 | 0 | 1 | | | | | | | | | | | |
| 25 Derrek Lee, R OBP: 0.336, SLG: 0.389 | | | | | | | | | | 4 | 0 | 0 | 0 | 0 | 1 | 1 | | | | | | | | | | | |
| 22 Xavier Nady, R OBP: 0.328, SLG: 0.421 | | | | | | | | | | 4 | 0 | 0 | 0 | 0 | 0 | 1 | | | | | | | | | | | |
| 18 Geovany Soto, R OBP: 0.408, SLG: 0.459 | | | | | | | | | | 2 | 0 | 0 | 0 | 2 | 1 | 0 | | | | | | | | | | | |
| 12 Alfonso Soriano, R OBP: 0.349, SLG: 0.530 | | | | | | | | | | 4 | 0 | 3 | 0 | 0 | 1 | 0 | | | | | | | | | | | |
| 21 Tyler Colvin, L OBP: 0.354, SLG: 0.598 | | | | | | | | | | 4 | 0 | 0 | 0 | 0 | 1 | 5 | | | | | | | | | | | |
| 13 Starlin Castro, R OBP: 0.323, SLG: 0.345 | | | | | | | | | | 2 | 0 | 0 | 0 | 1 | 1 | 0 | | | | | | | | | | | |
| 2 Ryan Theriot, R OBP: 0.322, SLG: 0.313 | | | | | | | | | | 3 | 0 | 1 | 0 | 0 | 0 | 0 | | | | | | | | | | | |
| Inning Stats | R: 0 E: 0 K: 2 S: 10 | H: 1 LOB: 1 BB: 0 P: 12 | R: 0 E: 0 K: 1 S: 7 | H: 0 LOB: 0 BB: 0 P: 10 | R: 0 E: 0 K: 1 S: 11 | H: 1 LOB: 1 BB: 0 P: 13 | R: 0 E: 0 K: 1 S: 9 | H: 0 LOB: 0 BB: 0 P: 16 | R: 0 E: 0 K: 2 S: 5 | H: 1 LOB: 2 BB: 0 P: 8 | R: 0 E: 0 K: 0 S: 8 | H: 0 LOB: 0 BB: 0 P: 11 | R: 0 E: 0 K: 0 S: 15 | H: 1 LOB: 2 BB: 1 P: 24 | R: 0 E: 0 K: 0 S: 5 | H: 1 LOB: 1 BB: 1 P: 12 | R: 0 E: 0 K: 1 S: 9 | H: 1 LOB: 2 BB: 1 P: 18 | 1B: 4 2B: 3 3B: 0 HR: 0 | SF: 0 SAC: 0 DP: 2 HBP: 0 | WP: 0 PB: 0 SB: 0 CS: 0 | PA: 34 | | | | | |
| PITCHER | IP | WLS | BF | H | R | ER | SO | BB | IBB | HBP | BLK | WP | HR | S | P | ERA | WHIP | | | | | | | | | | |
| 38 Jason Vargas, L ERA: 2.66 | 7.0 | W | 25 | 4 | 0 | 0 | 7 | 1 | 0 | 0 | 0 | 0 | 0 | 65 | 94 | 0.00 | 0.714 | | | | | | | | | | |
| 43 Brandon League, R ERA: 3.32 | 1.0 | H | 4 | 1 | 0 | 0 | 0 | 1 | 0 | 0 | 0 | 0 | 0 | 5 | 12 | 0.00 | 2.000 | | | | | | | | | | |
| 53 David Aardsma, R ERA: 5.09 | 1.0 | S | 5 | 1 | 0 | 0 | 1 | 1 | 0 | 0 | 0 | 0 | 0 | 9 | 18 | 0.00 | 2.000 | | | | | | | | | | |

| | |
|-----|----|
| AB | 31 |
| R | 0 |
| H | 6 |
| RBI | 0 |
| BB | 3 |
| SO | 8 |
| LOB | 12 |



| Batter | 1 | 2 | 3 | 4 | 5 | 6 | 7 | 8 | 9 | AB | R | H | RBI | BB | SO | LOB | BOTTOM | | | | | | | | | | |
|--|------------------------------|----------------------------------|------------------------------|----------------------------------|-------------------------------|----------------------------------|------------------------------|---------------------------------|-------------------------------|----------------------------------|------------------------------|----------------------------------|-------------------------------|----------------------------------|------------------------------|----------------------------------|---|------------------------------------|----------------------------------|--------|--|--|--|--|--|--|--|
| 51 Ichiro Suzuki, L OBP: 0.389, SLG: 0.437 | | | | | | | | | | 3 | 0 | 1 | 0 | 1 | 0 | 2 | Chicago Cubs @ Seattle Mariners Safeco Field, Seattle, WA Tue Jun 22 2010, 7:12 PM - 9:24 PM PDT Att: 27,985 - Clear - 70 F | | | | | | | | | | |
| 16 Josh Wilson, R OBP: 0.343, SLG: 0.386 | | | | | | | | | | 4 | 0 | 1 | 0 | 0 | 1 | 2 | | | | | | | | | | | |
| 15 Milton Bradley, S OBP: 0.302, SLG: 0.354 | | | | | | | | | | 3 | 0 | 0 | 0 | 1 | 2 | 0 | | | | | | | | | | | |
| 4 Jose Lopez, R OBP: 0.266, SLG: 0.322 | | | | | | | | | | 4 | 1 | 1 | 0 | 0 | 1 | 2 | | | | | | | | | | | |
| 21 Franklin Gutierrez, R OBP: 0.348, SLG: 0.407 | | | | | | | | | | 3 | 1 | 1 | 2 | 0 | 1 | 0 | | | | | | | | | | | |
| 20 Mike Carp, L OBP: 0.242, SLG: 0.172 | | | | | | | | | | 3 | 0 | 0 | 0 | 0 | 0 | 0 | | | | | | | | | | | |
| 13 Casey Kotchman, L OBP: 0.265, SLG: 0.291 | | | | | | | | | | 0 | 0 | 0 | 0 | 0 | 0 | 0 | | | | | | | | | | | |
| 41 Eleizer Alfonso, R OBP: 0.250, SLG: 0.361 | | | | | | | | | | 3 | 0 | 1 | 0 | 0 | 0 | 0 | | | | | | | | | | | |
| 2 Jack Wilson, R OBP: 0.265, SLG: 0.333 | | | | | | | | | | 3 | 0 | 0 | 0 | 0 | 2 | 2 | | | | | | | | | | | |
| 55 Michael Saunders, L OBP: 0.289, SLG: 0.384 | | | | | | | | | | 3 | 0 | 0 | 0 | 0 | 1 | 2 | | | | | | | | | | | |
| Inning Stats | R: 0 E: 0 K: 0 S: 6 | H: 0 LOB: 0 BB: 1 P: 13 | R: 2 E: 0 K: 0 S: 9 | H: 2 LOB: 0 BB: 0 P: 14 | R: 0 E: 0 K: 0 S: 12 | H: 1 LOB: 2 BB: 1 P: 19 | R: 0 E: 0 K: 1 S: 8 | H: 0 LOB: 0 BB: 0 P: 9 | R: 0 E: 0 K: 1 S: 17 | H: 1 LOB: 1 BB: 0 P: 21 | R: 0 E: 0 K: 1 S: 9 | H: 0 LOB: 0 BB: 0 P: 15 | R: 0 E: 1 K: 2 S: 11 | H: 1 LOB: 2 BB: 0 P: 12 | R: 0 E: 0 K: 2 S: 9 | H: 0 LOB: 0 BB: 0 P: 13 | 1B: 4 2B: 0 3B: 0 HR: 1 | SF: 0 SAC: 0 DP: 1 HBP: 0 | WP: 0 PB: 0 SB: 0 CS: 0 | PA: 31 | | | | | | | |
| PITCHER | IP | WLS | BF | H | R | ER | SO | BB | IBB | HBP | BLK | WP | HR | S | P | ERA | WHIP | | | | | | | | | | |
| 46 Ryan Dempster, R ERA: 3.56 | 8.0 | L | 31 | 5 | 2 | 2 | 8 | 2 | 0 | 0 | 0 | 0 | 1 | 81 | 116 | 2.25 | 0.875 | | | | | | | | | | |

| | |
|-----|----|
| AB | 29 |
| R | 2 |
| H | 5 |
| RBI | 2 |
| BB | 2 |
| SO | 8 |
| LOB | 10 |



| Batter | 1 | 2 | 3 | 4 | 5 | 6 | 7 | 8 | 9 | AB | R | H | RBI | BB | SO | LOB | TOP | | | | | |
|---|---|----------------------------------|-------------------------------|----------------------------------|-------------------------------|----------------------------------|------------------------------|----------------------------------|-------------------------------|---------------------------------|-------------------------------|----------------------------------|-------------------------------|----------------------------------|------------------------------|---------------------------------|-------------------------------|----------------------------------|----------------------------------|------------------------------------|----------------------------------|--------|
| 24 Marlon Byrd, R OBP: 0.368, SLG: 0.521 | | | | | | | | | | 4 | 0 | 2 | 0 | 0 | 0 | 1 | | | | | | |
| 28 Jeff Baker, R OBP: 0.299, SLG: 0.417 | | | | | | | | | | 4 | 0 | 1 | 0 | 0 | 0 | 3 | | | | | | |
| 25 Derrek Lee, R OBP: 0.334, SLG: 0.387 | | | | | | | | | | 4 | 0 | 1 | 0 | 0 | 1 | 5 | | | | | | |
| 22 Xavier Nady, R OBP: 0.317, SLG: 0.405 | | | | | | | | | | 4 | 0 | 0 | 0 | 0 | 2 | 5 | | | | | | |
| 18 Geovany Soto, R OBP: 0.405, SLG: 0.460 | | | | | | | | | | 4 | 0 | 1 | 0 | 0 | 0 | 0 | | | | | | |
| 12 Alfonso Soriano, R OBP: 0.351, SLG: 0.534 | | | | | | | | | | 4 | 0 | 2 | 0 | 0 | 2 | 0 | | | | | | |
| 21 Tyler Colvin, L OBP: 0.351, SLG: 0.612 | | | | | | | | | | 4 | 1 | 1 | 1 | 0 | 1 | 3 | | | | | | |
| 13 Starlin Castro, R OBP: 0.317, SLG: 0.338 | | | | | | | | | | 3 | 0 | 0 | 0 | 0 | 3 | 2 | | | | | | |
| 2 Ryan Theriot, R OBP: 0.322, SLG: 0.313 | | | | | | | | | | 3 | 0 | 1 | 0 | 0 | 0 | 2 | | | | | | |
| Inning Stats | R: 0 E: 0 K: 0 S: 12 | H: 2 LOB: 1 BB: 0 P: 15 | R: 1 E: 0 K: 2 S: 10 | H: 1 LOB: 0 BB: 0 P: 11 | R: 0 E: 0 K: 0 S: 13 | H: 0 LOB: 0 BB: 0 P: 16 | R: 0 E: 0 K: 0 S: 7 | H: 1 LOB: 0 BB: 0 P: 13 | R: 0 E: 0 K: 2 S: 11 | H: 0 LOB: 0 BB: 0 P: 9 | R: 0 E: 1 K: 2 S: 11 | H: 1 LOB: 2 BB: 0 P: 12 | R: 0 E: 0 K: 1 S: 11 | H: 2 LOB: 2 BB: 0 P: 15 | R: 0 E: 0 K: 0 S: 8 | H: 1 LOB: 1 BB: 0 P: 9 | R: 0 E: 0 K: 2 S: 11 | H: 1 LOB: 0 BB: 0 P: 15 | 1B: 6 2B: 2 3B: 0 HR: 1 | SF: 0 SAC: 0 DP: 3 HBP: 0 | WP: 0 PB: 0 SB: 0 CS: 0 | PA: 34 |
| PITCHER 36 Cliff Lee, L ERA: 2.39 | IP: 9.0 WLS: W BF: 34 H: 9 R: 1 ER: 1 SO: 9 BB: 0 IBB: 0 HBP: 0 BLK: 0 WP: 0 HR: 1 S: 90 P: 115 ERA: 1.00 WHIP: 1.000 | | | | | | | | | | | | | | | PITCHER | | | | | | |

Chicago Cubs @ Seattle Mariners
Safeco Field, Seattle, WA
Wed Jun 23 2010, 7:12 PM - 9:39 PM PDT
Att: 31,394 - Clear - 73 F

livebaseballscores.com

AB 34
R 1
H 9
RBI 1
BB 0
SO 9
LOB 21

| Batter | 1 | 2 | 3 | 4 | 5 | 6 | 7 | 8 | 9 | AB | R | H | RBI | BB | SO | LOB | BOTTOM | | | |
|---|--|---------------------------------|------------------------------|----------------------------------|------------------------------|----------------------------------|-------------------------------|----------------------------------|------------------------------|----------------------------------|-------------------------------|----------------------------------|------------------------------|----------------------------------|-------------------------------|----------------------------------|----------------------------------|------------------------------------|----------------------------------|--------|
| 51 Ichiro Suzuki, L OBP: 0.392, SLG: 0.438 | | | | | | | | | | 4 | 0 | 2 | 2 | 1 | 0 | 1 | | | | |
| 9 Chone Figgins, S OBP: 0.334, SLG: 0.279 | | | | | | | | | | 5 | 0 | 0 | 1 | 0 | 0 | 6 | | | | |
| 15 Milton Bradley, S OBP: 0.296, SLG: 0.346 | | | | | | | | | | 4 | 0 | 0 | 0 | 0 | 1 | 1 | | | | |
| 4 Jose Lopez, R OBP: 0.266, SLG: 0.321 | | | | | | | | | | 4 | 1 | 1 | 0 | 0 | 1 | 0 | | | | |
| 21 Franklin Gutierrez, R OBP: 0.351, SLG: 0.409 | | | | | | | | | | 4 | 1 | 2 | 0 | 0 | 0 | 0 | | | | |
| 16 Josh Wilson, R OBP: 0.347, SLG: 0.389 | | | | | | | | | | 4 | 1 | 2 | 0 | 0 | 0 | 1 | | | | |
| 13 Casey Kotchman, L OBP: 0.269, SLG: 0.292 | | | | | | | | | | 3 | 1 | 1 | 1 | 1 | 1 | 0 | | | | |
| 32 Rob Johnson, R OBP: 0.314, SLG: 0.316 | | | | | | | | | | 3 | 2 | 1 | 0 | 1 | 2 | 4 | | | | |
| 55 Michael Saunders, L OBP: 0.289, SLG: 0.438 | | | | | | | | | | 3 | 2 | 2 | 4 | 1 | 0 | 1 | | | | |
| Inning Stats | R: 0 E: 0 K: 0 S: 6 | H: 0 LOB: 0 BB: 0 P: 9 | R: 0 E: 0 K: 0 S: 9 | H: 1 LOB: 0 BB: 0 P: 16 | R: 0 E: 1 K: 1 S: 9 | H: 0 LOB: 2 BB: 1 P: 21 | R: 0 E: 0 K: 2 S: 17 | H: 5 LOB: 2 BB: 1 P: 33 | R: 0 E: 0 K: 0 S: 5 | H: 1 LOB: 1 BB: 0 P: 10 | R: 2 E: 1 K: 0 S: 15 | H: 3 LOB: 1 BB: 0 P: 20 | R: 0 E: 0 K: 1 S: 8 | H: 0 LOB: 0 BB: 0 P: 14 | R: 2 E: 0 K: 1 S: 19 | H: 1 LOB: 2 BB: 0 P: 31 | 1B: 9 2B: 1 3B: 0 HR: 1 | SF: 0 SAC: 0 DP: 1 HBP: 0 | WP: 0 PB: 0 SB: 1 CS: 0 | PA: 39 |
| PITCHER 36 Randy Wells, R ERA: 5.21 44 Jeff Stevens, R ERA: 2.51 45 Sean Marshall, L ERA: 2.41 | IP: 6.0 WLS: L BF: 30 H: 10 R: 6 ER: 6 SO: 3 BB: 0 IBB: 0 HBP: 0 BLK: 0 WP: 0 HR: 0 S: 61 P: 109 ERA: 9.00 WHIP: 2.000 | | | | | | | | | | | | | | | PITCHER | | | | |

Chicago Cubs @ Seattle Mariners
Safeco Field, Seattle, WA
Wed Jun 23 2010, 7:12 PM - 9:39 PM PDT
Att: 31,394 - Clear - 73 F

livebaseballscores.com

AB 34
R 8
H 11
RBI 8
BB 4
SO 5
LOB 14

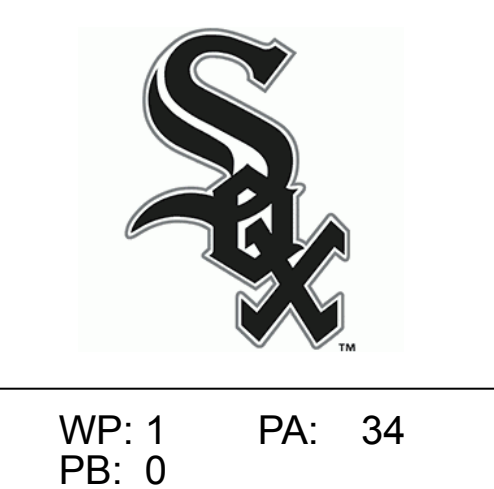
| Batter | 1 | 2 | 3 | 4 | 5 | 6 | 7 | 8 | 9 | AB | R | H | RBI | BB | SO | LOB | TOP | | | | | | | | | | |
|---|-------------------------------|----------------------------------|-------------------------------|----------------------------------|-------------------------------|----------------------------------|------------------------------|---------------------------------|------------------------------|----------------------------------|------------------------------|---------------------------------|-------------------------------|----------------------------------|-------------------------------|----------------------------------|---|---------------------------------|----------------------------------|------------------------------------|----------------------------------|--------|--|--|--|--|--|
| 1 Kosuke Fukudome, L (1, 9) OBP: 0.364, SLG: 0.432 | | | | | | | | | | 3 | 0 | 0 | 0 | 1 | 0 | 2 | Chicago Cubs @ Chicago White Sox U.S. Cellular Field, Chicago, IL Fri Jun 25 2010, 4:08 PM - 6:29 PM EDT Att: 39,364 - Partly Cloudy - 85 F | | | | | | | | | | |
| 21 Tyler Colvin, L (1, 7) OBP: 0.336, SLG: 0.577 | | | | | | | | | | 4 | 0 | 0 | 0 | 0 | 2 | 3 | | | | | | | | | | | |
| 24 Marlon Byrd, R (1, 8) OBP: 0.362, SLG: 0.507 | | | | | | | | | | 4 | 0 | 0 | 0 | 0 | 2 | 1 | | | | | | | | | | | |
| 25 Derrek Lee, R (1, 3) OBP: 0.333, SLG: 0.383 | | | | | | | | | | 4 | 0 | 1 | 0 | 0 | 3 | 0 | | | | | | | | | | | |
| 16 Aramis Ramirez, R (1, 5) OBP: 0.233, SLG: 0.280 | | | | | | | | | | 3 | 0 | 0 | 0 | 1 | 2 | 0 | | | | | | | | | | | |
| 12 Alfonso Soriano, R (1, 10) OBP: 0.348, SLG: 0.525 | | | | | | | | | | 4 | 0 | 0 | 0 | 0 | 1 | 2 | | | | | | | | | | | |
| 17 Mike Fontenot, L (1, 6) OBP: 0.331, SLG: 0.414 | | | | | | | | | | 3 | 0 | 1 | 0 | 0 | 1 | 0 | | | | | | | | | | | |
| 18 Geovany Soto, R (1, 2) OBP: 0.404, SLG: 0.454 | | | | | | | | | | 2 | 0 | 0 | 0 | 1 | 0 | 3 | | | | | | | | | | | |
| 2 Ryan Theriot, R (1, 4) OBP: 0.319, SLG: 0.307 | | | | | | | | | | 3 | 0 | 1 | 0 | 0 | 1 | 0 | | | | | | | | | | | |
| Inning Stats | R: 0 E: 0 K: 1 S: 12 | H: 0 LOB: 0 BB: 0 P: 15 | R: 0 E: 0 K: 3 S: 11 | H: 0 LOB: 0 BB: 0 P: 15 | R: 0 E: 0 K: 1 S: 14 | H: 1 LOB: 2 BB: 1 P: 19 | R: 0 E: 0 K: 2 S: 7 | H: 0 LOB: 0 BB: 0 P: 8 | R: 0 E: 0 K: 1 S: 9 | H: 0 LOB: 0 BB: 0 P: 14 | R: 0 E: 0 K: 1 S: 5 | H: 0 LOB: 0 BB: 0 P: 8 | R: 0 E: 0 K: 1 S: 15 | H: 2 LOB: 3 BB: 1 P: 20 | R: 0 E: 0 K: 2 S: 10 | H: 0 LOB: 1 BB: 1 P: 18 | R: 0 E: 0 K: 1 S: 7 | H: 0 LOB: 0 BB: 0 P: 8 | 1B: 3 2B: 0 3B: 0 HR: 0 | SF: 0 SAC: 0 DP: 0 HBP: 0 | WP: 0 PB: 0 SB: 0 CS: 0 | PA: 33 | | | | | |
| PITCHER | IP | WLS | BF | H | R | ER | SO | BB | IBB | HBP | BLK | WP | HR | S | P | ERA | WHIP | | | | | | | | | | |
| 44 Jake Peavy, R (1, 1) ERA: 4.71 | 7.0 | W | 26 | 3 | 0 | 0 | 9 | 2 | 0 | 0 | 0 | 0 | 0 | 73 | 99 | 0.00 | 0.714 | | | | | | | | | | |
| 46 Sergio Santos, R (8, 1) ERA: 2.33 | 1.0 | | 4 | 0 | 0 | 0 | 2 | 1 | 0 | 0 | 0 | 0 | 0 | 10 | 18 | 0.00 | 1.000 | | | | | | | | | | |
| 57 Ramon Pena, R (9, 1) ERA: 4.33 | 1.0 | | 3 | 0 | 0 | 0 | 1 | 0 | 0 | 0 | 0 | 0 | 0 | 7 | 8 | 0.00 | 0.000 | | | | | | | | | | |

| | |
|-----|----|
| AB | 30 |
| R | 0 |
| H | 3 |
| RBI | 0 |
| BB | 3 |
| SO | 12 |
| LOB | 11 |



| Batter | 1 | 2 | 3 | 4 | 5 | 6 | 7 | 8 | 9 | AB | R | H | RBI | BB | SO | LOB | BOTTOM | | | | | | | | | | |
|--|-------------------------------|----------------------------------|------------------------------|---------------------------------|------------------------------|---------------------------------|-------------------------------|----------------------------------|-------------------------------|----------------------------------|-------------------------------|----------------------------------|------------------------------|----------------------------------|------------------------------|----------------------------------|---|----------------------------------|----------------------------------|------------------------------------|----------------------------------|--------|--|--|--|--|--|
| 1 Juan Pierre, L (1, 7) OBP: 0.314, SLG: 0.280 | | | | | | | | | | 4 | 1 | 1 | 0 | 0 | 0 | 2 | Chicago Cubs @ Chicago White Sox U.S. Cellular Field, Chicago, IL Fri Jun 25 2010, 4:08 PM - 6:29 PM EDT Att: 39,364 - Partly Cloudy - 85 F | | | | | | | | | | |
| 11 Omar Vizquel, S (1, 5) OBP: 0.322, SLG: 0.333 | | | | | | | | | | 4 | 0 | 0 | 0 | 0 | 1 | 1 | | | | | | | | | | | |
| 51 Alex Rios, R (1, 8) OBP: 0.371, SLG: 0.545 | | | | | | | | | | 4 | 1 | 1 | 1 | 0 | 1 | 1 | | | | | | | | | | | |
| 14 Paul Konerko, R (1, 3) OBP: 0.395, SLG: 0.573 | | | | | | | | | | 4 | 1 | 1 | 0 | 0 | 2 | 1 | | | | | | | | | | | |
| 20 Carlos Quentin, R (1, 9) OBP: 0.324, SLG: 0.458 | | | | | | | | | | 3 | 2 | 2 | 3 | 1 | 1 | 0 | | | | | | | | | | | |
| 7 Mark Kotsay, L (1, 10) OBP: 0.322, SLG: 0.378 | | | | | | | | | | 2 | 0 | 0 | 0 | 1 | 1 | 1 | | | | | | | | | | | |
| 25 Andruw Jones, R (8, PH) OBP: 0.314, SLG: 0.443 | | | | | | | | | | 1 | 0 | 0 | 0 | 0 | 0 | 0 | | | | | | | | | | | |
| 12 A.J. Pierzynski, L (1, 2) OBP: 0.281, SLG: 0.368 | | | | | | | | | | 4 | 0 | 0 | 0 | 0 | 1 | 3 | | | | | | | | | | | |
| 10 Alexei Ramirez, R (1, 6) OBP: 0.299, SLG: 0.394 | | | | | | | | | | 3 | 0 | 1 | 0 | 0 | 1 | 1 | | | | | | | | | | | |
| 15 Gordon Beckham, R (1, 4) OBP: 0.270, SLG: 0.266 | | | | | | | | | | 2 | 1 | 1 | 2 | 0 | 0 | 0 | | | | | | | | | | | |
| Inning Stats | R: 4 E: 0 K: 1 S: 15 | H: 4 LOB: 0 BB: 0 P: 21 | R: 0 E: 0 K: 0 S: 6 | H: 0 LOB: 0 BB: 0 P: 7 | R: 0 E: 0 K: 2 S: 7 | H: 0 LOB: 0 BB: 0 P: 9 | R: 0 E: 0 K: 2 S: 15 | H: 0 LOB: 1 BB: 1 P: 26 | R: 1 E: 0 K: 1 S: 14 | H: 1 LOB: 1 BB: 0 P: 19 | R: 1 E: 0 K: 0 S: 12 | H: 2 LOB: 2 BB: 1 P: 24 | R: 0 E: 0 K: 0 S: 9 | H: 0 LOB: 0 BB: 0 P: 11 | R: 0 E: 0 K: 1 S: 7 | H: 0 LOB: 0 BB: 0 P: 10 | R: 0 E: 0 K: 1 S: 7 | H: 0 LOB: 0 BB: 0 P: 10 | 1B: 2 2B: 3 3B: 0 HR: 2 | SF: 1 SAC: 0 DP: 0 HBP: 0 | WP: 1 PB: 0 SB: 0 CS: 0 | PA: 34 | | | | | |
| PITCHER | IP | WLS | BF | H | R | ER | SO | BB | IBB | HBP | BLK | WP | HR | S | P | ERA | WHIP | | | | | | | | | | |
| 38 Carlos Zambrano, R (1, 1) ERA: 5.66 | 1.0 | L | 7 | 4 | 4 | 4 | 4 | 0 | 0 | 0 | 0 | 0 | 1 | 15 | 21 | 36.00 | 4.000 | | | | | | | | | | |
| 32 Tom Gorzelanny, L (2, 1) ERA: 3.41 | 3.1 | | 13 | 1 | 1 | 1 | 4 | 1 | 0 | 0 | 0 | 0 | 1 | 32 | 47 | 2.70 | 0.600 | | | | | | | | | | |
| 44 Jeff Stevens, R (5, 1) ERA: 2.81 | 1.2 | | 8 | 2 | 1 | 1 | 2 | 1 | 0 | 0 | 0 | 1 | 0 | 22 | 38 | 5.40 | 1.800 | | | | | | | | | | |
| 62 Bob Howry, R (7, 1) ERA: 6.39 | 1.0 | | 3 | 0 | 0 | 0 | 0 | 0 | 0 | 0 | 0 | 0 | 0 | 9 | 11 | 0.00 | 0.000 | | | | | | | | | | |
| 45 Sean Marshall, L (8, 1) ERA: 2.29 | 1.0 | | 3 | 0 | 0 | 0 | 1 | 0 | 0 | 0 | 0 | 0 | 0 | 7 | 10 | 0.00 | 0.000 | | | | | | | | | | |

| | |
|-----|----|
| AB | 31 |
| R | 6 |
| H | 7 |
| RBI | 6 |
| BB | 2 |
| SO | 8 |
| LOB | 10 |



| Batter | 1 | 2 | 3 | 4 | 5 | 6 | 7 | 8 | 9 | AB | R | H | RBI | BB | SO | LOB | TOP | | | | | | | | | | |
|--|------------------------------|---------------------------------|-------------------------------|----------------------------------|-------------------------------|----------------------------------|------------------------------|---------------------------------|------------------------------|----------------------------------|------------------------------|----------------------------------|-------------------------------|----------------------------------|-------------------------------|----------------------------------|---|----------------------------------|----------------------------------|------------------------------------|----------------------------------|--------|--|--|--|--|--|
| 1 Kosuke Fukudome, L (1, 9) OBP: 0.362, SLG: 0.429 | | | | | | | | | | 4 | 0 | 1 | 0 | 0 | 0 | 1 | Chicago Cubs @ Chicago White Sox U.S. Cellular Field, Chicago, IL Sat Jun 26 2010, 7:12 PM - 9:46 PM EDT Att: 39,479 - Clear - 79 F | | | | | | | | | | |
| 24 Marlon Byrd, R (1, 8) OBP: 0.361, SLG: 0.504 | | | | | | | | | | 4 | 0 | 1 | 0 | 0 | 1 | 1 | | | | | | | | | | | |
| 25 Derrek Lee, R (1, 10) | | | | | | | | | | 4 | 0 | 1 | 1 | 0 | 1 | 0 | | | | | | | | | | | |
| 22 Xavier Nady, R (1, 3) OBP: 0.311, SLG: 0.387 | | | | | | | | | | 4 | 0 | 0 | 0 | 0 | 0 | 2 | | | | | | | | | | | |
| 16 Aramis Ramirez, R (1, 5) OBP: 0.238, SLG: 0.297 | | | | | | | | | | 3 | 1 | 1 | 1 | 1 | 0 | 0 | | | | | | | | | | | |
| 21 Tyler Colvin, L (9, PR) OBP: 0.336, SLG: 0.577 | | | | | | | | | | 0 | 0 | 0 | 0 | 0 | 0 | 0 | | | | | | | | | | | |
| 12 Alfonso Soriano, R (1, 7) OBP: 0.350, SLG: 0.529 | | | | | | | | | | 4 | 0 | 2 | 0 | 0 | 0 | 1 | | | | | | | | | | | |
| 13 Starlin Castro, R (1, 6) OBP: 0.317, SLG: 0.338 | | | | | | | | | | 2 | 0 | 1 | 0 | 0 | 0 | 1 | | | | | | | | | | | |
| 18 Geovany Soto, R (1, 2) OBP: 0.398, SLG: 0.446 | | | | | | | | | | 3 | 0 | 0 | 0 | 0 | 2 | 2 | | | | | | | | | | | |
| 2 Ryan Theriot, R (1, 4) OBP: 0.319, SLG: 0.308 | | | | | | | | | | 3 | 1 | 1 | 0 | 0 | 1 | 1 | | | | | | | | | | | |
| Inning Stats | R: 0 E: 0 K: 0 S: 7 | H: 0 LOB: 0 BB: 0 P: 9 | R: 0 E: 1 K: 0 S: 10 | H: 1 LOB: 1 BB: 0 P: 19 | R: 0 E: 0 K: 3 S: 13 | H: 1 LOB: 1 BB: 0 P: 19 | R: 0 E: 0 K: 1 S: 6 | H: 0 LOB: 0 BB: 0 P: 7 | R: 0 E: 0 K: 0 S: 8 | H: 1 LOB: 0 BB: 0 P: 11 | R: 1 E: 0 K: 0 S: 8 | H: 3 LOB: 1 BB: 0 P: 12 | R: 1 E: 0 K: 1 S: 10 | H: 2 LOB: 1 BB: 0 P: 17 | R: 0 E: 0 K: 0 S: 13 | H: 0 LOB: 0 BB: 0 P: 18 | R: 0 E: 0 K: 0 S: 15 | H: 0 LOB: 1 BB: 1 P: 24 | 1B: 6 2B: 1 3B: 0 HR: 1 | SF: 0 SAC: 1 DP: 2 HBP: 0 | WP: 0 PB: 0 SB: 0 CS: 1 | PA: 33 | | | | | |
| PITCHER | IP | WLS | BF | H | R | ER | SO | BB | IBB | HBP | BLK | WP | HR | S | P | ERA | WHIP | | | | | | | | | | |
| 43 Freddy Garcia, R (1, 1) ERA: 4.66 | 7.0 | | 27 | 8 | 2 | 2 | 5 | 0 | 0 | 0 | 0 | 0 | 1 | 62 | 94 | 2.57 | 1.143 | | | | | | | | | | |
| 40 J.J. Putz, R (8, 1) ERA: 1.95 | 1.0 | W | 3 | 0 | 0 | 0 | 0 | 0 | 0 | 0 | 0 | 0 | 0 | 13 | 18 | 0.00 | 0.000 | | | | | | | | | | |
| 37 Matt Thornton, L (9, 1) ERA: 3.13 | 1.0 | S | 3 | 0 | 0 | 0 | 0 | 1 | 0 | 0 | 0 | 0 | 0 | 15 | 24 | 0.00 | 1.000 | | | | | | | | | | |

| | |
|-----|----|
| AB | 31 |
| R | 2 |
| H | 8 |
| RBI | 2 |
| BB | 1 |
| SO | 5 |
| LOB | 9 |



| Batter | 1 | 2 | 3 | 4 | 5 | 6 | 7 | 8 | 9 | AB | R | H | RBI | BB | SO | LOB | BOTTOM | | | | | | | | | | |
|---|-------------------------------|----------------------------------|-------------------------------|----------------------------------|-------------------------------|----------------------------------|-------------------------------|----------------------------------|-------------------------------|----------------------------------|------------------------------|----------------------------------|------------------------------|---------------------------------|-------------------------------|----------------------------------|---|----------------------------------|------------------------------------|----------------------------------|--------|--|--|--|--|--|--|
| 1 Juan Pierre, L (1, 7) OBP: 0.313, SLG: 0.277 | | | | | | | | | | 3 | 0 | 0 | 0 | 0 | 0 | 1 | Chicago Cubs @ Chicago White Sox U.S. Cellular Field, Chicago, IL Sat Jun 26 2010, 7:12 PM - 9:46 PM EDT Att: 39,479 - Clear - 79 F | | | | | | | | | | |
| 11 Omar Vizquel, S (1, 5) OBP: 0.312, SLG: 0.321 | | | | | | | | | | 4 | 0 | 0 | 0 | 0 | 1 | 2 | | | | | | | | | | | |
| 51 Alex Rios, R (1, 8) OBP: 0.369, SLG: 0.541 | | | | | | | | | | 4 | 0 | 1 | 1 | 0 | 1 | 1 | | | | | | | | | | | |
| 14 Paul Konerko, R (1, 3) OBP: 0.396, SLG: 0.583 | | | | | | | | | | 3 | 2 | 1 | 1 | 1 | 0 | 1 | | | | | | | | | | | |
| 20 Carlos Quentin, R (1, 9) OBP: 0.327, SLG: 0.454 | | | | | | | | | | 2 | 0 | 0 | 0 | 0 | 0 | 0 | | | | | | | | | | | |
| 7 Mark Kotsay, L (1, 10) OBP: 0.314, SLG: 0.368 | | | | | | | | | | 4 | 0 | 0 | 0 | 0 | 2 | 3 | | | | | | | | | | | |
| 10 Alexei Ramirez, R (1, 6) OBP: 0.300, SLG: 0.399 | | | | | | | | | | 2 | 0 | 1 | 1 | 0 | 0 | 1 | | | | | | | | | | | |
| 27 Ramon Castro, R (1, 2) OBP: 0.385, SLG: 0.500 | | | | | | | | | | 3 | 0 | 0 | 0 | 0 | 1 | 4 | | | | | | | | | | | |
| 15 Gordon Beckham, R (1, 4) OBP: 0.271, SLG: 0.275 | | | | | | | | | | 3 | 1 | 1 | 0 | 0 | 0 | 0 | | | | | | | | | | | |
| Inning Stats | R: 0 E: 0 K: 1 S: 10 | H: 0 LOB: 0 BB: 0 P: 13 | R: 0 E: 1 K: 0 S: 11 | H: 0 LOB: 2 BB: 0 P: 19 | R: 1 E: 0 K: 0 S: 10 | H: 2 LOB: 1 BB: 0 P: 14 | R: 0 E: 0 K: 2 S: 10 | H: 1 LOB: 0 BB: 0 P: 14 | R: 0 E: 0 K: 1 S: 20 | H: 0 LOB: 1 BB: 0 P: 31 | R: 1 E: 0 K: 0 S: 7 | H: 0 LOB: 1 BB: 1 P: 18 | R: 0 E: 0 K: 0 S: 5 | H: 0 LOB: 0 BB: 0 P: 7 | R: 1 E: 0 K: 1 S: 15 | H: 1 LOB: 0 BB: 0 P: 21 | | 1B: 1 2B: 1 3B: 1 HR: 1 | SF: 1 SAC: 0 DP: 0 HBP: 3 | WP: 0 PB: 0 SB: 1 CS: 0 | PA: 33 | | | | | | |
| PITCHER | IP | WLS | BF | H | R | ER | SO | BB | IBB | HBP | BLK | WP | HR | S | P | ERA | WHIP | | | | | | | | | | |
| 52 Carlos Silva, R (1, 1) ERA: 3.01 | 6.0 | | 26 | 3 | 2 | 2 | 4 | 1 | 0 | 0 | 0 | 0 | 1 | 68 | 109 | 3.00 | 0.667 | | | | | | | | | | |
| 48 Andrew Cashner, R (7, 1) ERA: 1.46 | 2.0 | L | 7 | 1 | 1 | 1 | 1 | 0 | 0 | 0 | 0 | 0 | 1 | 20 | 28 | 4.50 | 0.500 | | | | | | | | | | |

| | |
|-----|----|
| AB | 28 |
| R | 3 |
| H | 4 |
| RBI | 3 |
| BB | 1 |
| SO | 5 |
| LOB | 13 |



| Batter | 1 | 2 | 3 | 4 | 5 | 6 | 7 | 8 | 9 | AB | R | H | RBI | BB | SO | LOB | TOP | | | | | | | | |
|---|------------------------------|----------------------------------|------------------------------|---------------------------------|-------------------------------|----------------------------------|-------------------------------|----------------------------------|-------------------------------|----------------------------------|-------------------------------|----------------------------------|------------------------------|----------------------------------|-------------------------------|----------------------------------|------------------------------|---------------------------------|----------------------------------|------------------------------------|----------------------------------|--------|--|--|--|
| 21 Tyler Colvin, L OBP: 0.345, SLG: 0.600 | G6-3 | | 1-H 2-H HR | | 25 WP 25 2B 1B | K | | 2-H 1B | | 5 | 2 | 3 | 4 | 0 | 1 | 1 | | | | | | | | | |
| 24 Marlon Byrd, R OBP: 0.358, SLG: 0.498 | G1-3 | | G6-3 | | 25 WP 25 2B 1B | | F9 | L4 | | 5 | 1 | 1 | 0 | 0 | 0 | 1 | | | | | | | | | |
| 25 Derrek Lee, R OBP: 0.333, SLG: 0.385 | G6-3 | | K | | 1-H 2-H 2B | | | | K | 5 | 0 | 2 | 2 | 0 | 2 | 0 | | | | | | | | | |
| 22 Xavier Nady, R OBP: 0.307, SLG: 0.379 | | K | | K | G6-3 | | F8 | | 16 G6-4-3 1B | 5 | 0 | 1 | 0 | 0 | 2 | 2 | | | | | | | | | |
| 16 Aramis Ramirez, R OBP: 0.237, SLG: 0.300 | F9 | | | | P3 | | L6 | | G6-4-3 | 5 | 0 | 1 | 0 | 0 | 0 | 3 | | | | | | | | | |
| 12 Alfonso Soriano, R OBP: 0.357, SLG: 0.541 | F9 | | | BB | | | | HR | | 2 | 2 | 1 | 1 | 2 | 0 | 0 | | | | | | | | | |
| 18 Geovany Soto, R OBP: 0.405, SLG: 0.459 | | | 13 1B 21 HR 1B | L8 | | | | 28 G6-4-3 1B | | 4 | 1 | 3 | 1 | 0 | 0 | 2 | | | | | | | | | |
| 28 Jeff Baker, R OBP: 0.289, SLG: 0.402 | | | K | K | | | | G6-4-3 | | 4 | 0 | 0 | 0 | 0 | 3 | 5 | | | | | | | | | |
| 13 Starlin Castro, R OBP: 0.322, SLG: 0.348 | | | 21 HR 1B | | G5-3 | | G5-3 | 21 1B 2B | | 4 | 2 | 2 | 0 | 0 | 0 | 1 | | | | | | | | | |
| Inning Stats | R: 0 E: 0 K: 0 S: 9 | H: 0 LOB: 0 BB: 0 P: 11 | R: 0 E: 0 K: 1 S: 6 | H: 0 LOB: 0 BB: 0 P: 8 | R: 3 E: 0 K: 2 S: 16 | H: 3 LOB: 0 BB: 0 P: 25 | R: 0 E: 0 K: 2 S: 17 | H: 1 LOB: 2 BB: 1 P: 24 | R: 2 E: 0 K: 0 S: 15 | H: 3 LOB: 1 BB: 0 P: 22 | R: 1 E: 0 K: 2 S: 11 | H: 1 LOB: 1 BB: 1 P: 16 | R: 0 E: 0 K: 0 S: 9 | H: 1 LOB: 0 BB: 0 P: 12 | R: 2 E: 0 K: 0 S: 11 | H: 4 LOB: 1 BB: 0 P: 16 | R: 0 E: 0 K: 1 S: 6 | H: 1 LOB: 0 BB: 0 P: 9 | 1B: 8 2B: 4 3B: 0 HR: 2 | SF: 0 SAC: 0 DP: 2 HBP: 0 | WP: 1 PB: 0 SB: 0 CS: 0 | PA: 41 | | | |
| PITCHER | IP | WLS | BF | H | R | ER | SO | BB | IBB | HBP | BLK | WP | HR | S | P | ERA | WHIP | | | | | | | | |
| 50 John Danks, L ERA: 3.62 | 5.0 | L | 24 | 7 | 6 | 6 | 5 | 2 | 0 | 0 | 0 | 1 | 1 | 64 | 95 | 10.80 | 1.800 | | | | | | | | |
| 57 Ramon Pena, R ERA: 4.34 | 2.0 | | 10 | 4 | 2 | 2 | 2 | 0 | 0 | 0 | 0 | 0 | 1 | 24 | 28 | 9.00 | 2.000 | | | | | | | | |
| 67 Randy Williams, L ERA: 5.04 | 1.0 | | 4 | 2 | 0 | 0 | 0 | 0 | 0 | 0 | 0 | 0 | 0 | 6 | 11 | 0.00 | 2.000 | | | | | | | | |
| 71 Scott Linebrink, R ERA: 5.47 | 1.0 | | 3 | 1 | 0 | 0 | 1 | 0 | 0 | 0 | 0 | 0 | 0 | 6 | 9 | 0.00 | 1.000 | | | | | | | | |

Chicago Cubs @ Chicago White Sox
U.S. Cellular Field, Chicago, IL
Sun Jun 27 2010, 2:08 PM - 5:04 PM EDT
Att: 39,682 - Overcast - 85 F

livebaseballscorecards.com

AB 39
R 8
H 14
RBI 8
BB 2
SO 8
LOB 15



| Batter | 1 | 2 | 3 | 4 | 5 | 6 | 7 | 8 | 9 | AB | R | H | RBI | BB | SO | LOB | BOTTOM | | | | | | | | |
|---|-------------------------------|----------------------------------|-------------------------------|----------------------------------|------------------------------|----------------------------------|-------------------------------|----------------------------------|------------------------------|---------------------------------|-------------------------------|----------------------------------|------------------------------|----------------------------------|------------------------------|---------------------------------|-------------------------------|----------------------------------|----------------------------------|------------------------------------|----------------------------------|--------|--|--|--|
| 1 Juan Pierre, L OBP: 0.314, SLG: 0.277 | G4-3 | | 11 S BB | | G4-3 | | K | | 25 DI 1B | 4 | 0 | 1 | 2 | 1 | 1 | 0 | | | | | | | | | |
| 11 Omar Vizquel, S OBP: 0.320, SLG: 0.330 | | | | | | | | | | 3 | 1 | 2 | 0 | 0 | 0 | 1 | | | | | | | | | |
| 24 Davan Vicedo, R OBP: 0.222, SLG: 0.222 | | G6-3 | | | 51 G6-4-3 1B | | | | | 1 | 0 | 0 | 0 | 0 | 0 | 0 | | | | | | | | | |
| 25 Andrew Jones, R OBP: 0.317, SLG: 0.443 | 51 1B | | | | | | | | | 0 | 0 | 0 | 0 | 1 | 0 | 0 | | | | | | | | | |
| 18 Brent Lillibridge, R OBP: 0.333, SLG: 1.000 | | | | | | | | | | 0 | 0 | 0 | 0 | 0 | 0 | 0 | | | | | | | | | |
| 51 Alex Rios, R OBP: 0.369, SLG: 0.538 | 14 S 20 1B 1B | | 14 CS 1B | | G6-4-3 | | | | | 5 | 1 | 2 | 0 | 0 | 1 | 3 | | | | | | | | | |
| 14 Paul Konerko, R OBP: 0.394, SLG: 0.589 | K | | K | | HR | | | L8 | | 4 | 1 | 1 | 1 | 0 | 2 | 3 | | | | | | | | | |
| 20 Carlos Quentin, R OBP: 0.326, SLG: 0.450 | 12 WP 7 1B 1B | | | | G5-3 | | G6-3 | | K | 4 | 0 | 1 | 2 | 0 | 1 | 0 | | | | | | | | | |
| 7 Mark Kotsay, L OBP: 0.318, SLG: 0.368 | 12 WP 1B | | | | | | K | | 12 BB 15 2B BB | 3 | 1 | 1 | 0 | 1 | 1 | 0 | | | | | | | | | |
| 12 A.J. Pierzynski, L OBP: 0.281, SLG: 0.363 | K | | | | K2-3 | | K | | 15 2B 1 1B BB | 3 | 1 | 0 | 0 | 1 | 3 | 2 | | | | | | | | | |
| 10 Alexei Ramirez, R OBP: 0.303, SLG: 0.401 | | | 15 K2 1B | | | | | | | 4 | 0 | 2 | 0 | 0 | 0 | 2 | | | | | | | | | |
| 15 Gordon Beckham, R OBP: 0.271, SLG: 0.279 | | | K2 | | G6-3 | | G3 | | 1 1B 2B | 4 | 1 | 1 | 1 | 0 | 1 | 2 | | | | | | | | | |
| Inning Stats | R: 2 E: 0 K: 2 S: 18 | H: 4 LOB: 2 BB: 0 P: 24 | R: 0 E: 0 K: 1 S: 15 | H: 1 LOB: 1 BB: 1 P: 22 | R: 0 E: 0 K: 1 S: 9 | H: 1 LOB: 0 BB: 0 P: 17 | R: 0 E: 0 K: 1 S: 14 | H: 1 LOB: 1 BB: 0 P: 16 | R: 0 E: 0 K: 0 S: 5 | H: 1 LOB: 0 BB: 0 P: 9 | R: 1 E: 0 K: 2 S: 14 | H: 1 LOB: 0 BB: 0 P: 20 | R: 0 E: 0 K: 1 S: 8 | H: 0 LOB: 0 BB: 0 P: 14 | R: 0 E: 0 K: 0 S: 5 | H: 0 LOB: 0 BB: 0 P: 7 | R: 3 E: 0 K: 2 S: 18 | H: 2 LOB: 2 BB: 3 P: 34 | 1B: 9 2B: 2 3B: 0 HR: 1 | SF: 0 SAC: 0 DP: 2 HBP: 0 | WP: 1 PB: 0 SB: 2 CS: 1 | PA: 39 | | | |
| PITCHER | IP | WLS | BF | H | R | ER | SO | BB | IBB | HBP | BLK | WP | HR | S | P | ERA | WHIP | | | | | | | | |
| 46 Ryan Dempster, R ERA: 3.58 | 7.0 | W | 28 | 9 | 3 | 3 | 8 | 1 | 0 | 0 | 0 | 1 | 1 | 83 | 122 | 3.86 | 1.429 | | | | | | | | |
| 45 Sean Marshall, L ERA: 2.23 | 1.0 | | 3 | 0 | 0 | 0 | 0 | 0 | 0 | 0 | 0 | 0 | 0 | 5 | 7 | 0.00 | 0.000 | | | | | | | | |
| 49 Carlos Marmol, R ERA: 2.38 | 1.0 | | 8 | 2 | 3 | 3 | 2 | 3 | 0 | 0 | 0 | 0 | 0 | 18 | 34 | 27.00 | 5.000 | | | | | | | | |

Chicago Cubs @ Chicago White Sox
U.S. Cellular Field, Chicago, IL
Sun Jun 27 2010, 2:08 PM - 5:04 PM EDT
Att: 39,682 - Overcast - 85 F

livebaseballscorecards.com

AB 35
R 6
H 11
RBI 6
BB 4
SO 10
LOB 13



| Batter | 1 | 2 | 3 | 4 | 5 | 6 | 7 | 8 | 9 | AB | R | H | RBI | BB | SO | LOB | TOP | | | | | | | | | | |
|---|------------------------------|----------------------------------|-------------------------------|----------------------------------|-------------------------------|----------------------------------|-------------------------------|----------------------------------|-------------------------------|----------------------------------|------------------------------|----------------------------------|------------------------------|----------------------------------|-------------------------------|----------------------------------|-------------------------------|----------------------------------|----------------------------------|------------------------------------|----------------------------------|--------|--|--|--|--|--|
| 31 Jose Tabata, R OBP: 0.325, SLG: 0.371 | L3 | | G4-3 BB | | F8 | | K | | 2B | 4 | 1 | 1 | 1 | 1 | 1 | 2 | | | | | | | | | | | |
| 2 Bobby Crosby, R OBP: 0.326, SLG: 0.338 | | | G4-3 | | G3-1 | | | | G6-3 | 1 | 0 | 0 | 0 | 1 | 0 | 1 | | | | | | | | | | | |
| 24 Delwyn Young, S OBP: 0.263, SLG: 0.402 | | | | | | | | | G6-3 | 3 | 0 | 1 | 0 | 0 | 0 | 3 | | | | | | | | | | | |
| 22 Andrew McCutchen, R OBP: 0.379, SLG: 0.459 | K | | | | K | | | | K | 5 | 0 | 1 | 1 | 0 | 3 | 5 | | | | | | | | | | | |
| 46 Garrett Jones, L OBP: 0.352, SLG: 0.446 | | G3-1 | L8 | | | G3-1 | | | | 3 | 0 | 0 | 0 | 1 | 0 | 1 | | | | | | | | | | | |
| 85 Lastings Milledge, R OBP: 0.345, SLG: 0.378 | | | | | K | | | | G6-3 | 3 | 0 | 0 | 0 | 1 | 1 | 2 | | | | | | | | | | | |
| 24 Pedro Alvarez, L OBP: 0.209, SLG: 0.184 | | | | | | G4-3 | | | K | 3 | 0 | 1 | 0 | 1 | 1 | 2 | | | | | | | | | | | |
| 41 Ryan Doumit, S OBP: 0.335, SLG: 0.403 | | | F6 | | K | | | | G5-3 | 4 | 1 | 1 | 0 | 0 | 1 | 3 | | | | | | | | | | | |
| 5 Ronny Cedeno, R OBP: 0.266, SLG: 0.319 | | FC5-4 | | | K | | | | 1B | 3 | 0 | 1 | 0 | 0 | 1 | 3 | | | | | | | | | | | |
| 28 Paul Maholm, L OBP: 0.065, SLG: 0.033 | | | | | | | | | | 3 | 0 | 1 | 0 | 0 | 2 | 1 | | | | | | | | | | | |
| 19 Ryan Church, L OBP: 0.221, SLG: 0.292 | | | | | | | | | | 0 | 0 | 0 | 0 | 1 | 0 | 0 | | | | | | | | | | | |
| 29 Octavio Dotel, R OBP: 0.221, SLG: 0.292 | | | | | | | | | | 0 | 0 | 0 | 0 | 0 | 0 | 0 | | | | | | | | | | | |
| Inning Stats | R: 0 E: 0 K: 1 S: 7 | H: 0 LOB: 1 BB: 1 P: 14 | R: 0 E: 0 K: 0 S: 14 | H: 1 LOB: 2 BB: 1 P: 24 | R: 1 E: 0 K: 1 S: 13 | H: 1 LOB: 1 BB: 1 P: 24 | R: 0 E: 0 K: 3 S: 10 | H: 0 LOB: 1 BB: 1 P: 18 | R: 0 E: 0 K: 1 S: 11 | H: 1 LOB: 0 BB: 0 P: 16 | R: 0 E: 0 K: 0 S: 7 | H: 0 LOB: 0 BB: 0 P: 13 | R: 0 E: 0 K: 2 S: 9 | H: 1 LOB: 1 BB: 0 P: 16 | R: 0 E: 0 K: 1 S: 14 | H: 1 LOB: 2 BB: 1 P: 20 | R: 1 E: 0 K: 1 S: 14 | H: 2 LOB: 2 BB: 1 P: 22 | 1B: 5 2B: 2 3B: 1 HR: 0 | SF: 0 SAC: 1 DP: 1 HBP: 0 | WP: 0 PB: 0 SB: 2 CS: 1 | PA: 39 | | | | | |
| PITCHER | IP | WLS | BF | H | R | ER | SO | BB | IBB | HBP | BLK | WP | HR | S | P | ERA | WHIP | | | | | | | | | | |
| 36 Randy Wells, R ERA: 4.96 | 6.0 | | 24 | 3 | 1 | 1 | 6 | 4 | 0 | 0 | 0 | 0 | 0 | 62 | 109 | 1.50 | 1.167 | | | | | | | | | | |
| 43 John Grabow, L ERA: 7.36 | 0.1 | | 2 | 1 | 0 | 0 | 0 | 0 | 0 | 0 | 0 | 0 | 0 | 3 | 5 | 0.00 | 3.000 | | | | | | | | | | |
| 51 Brian Schlitler, R ERA: 1.98 | 0.2 | | 2 | 0 | 0 | 0 | 2 | 0 | 0 | 0 | 0 | 0 | 0 | 6 | 11 | 0.00 | 0.000 | | | | | | | | | | |
| 48 Andrew Cashner, R ERA: 2.34 | 1.1 | L | 8 | 2 | 1 | 1 | 1 | 2 | 0 | 0 | 0 | 0 | 0 | 18 | 29 | 6.75 | 3.000 | | | | | | | | | | |
| 49 Carlos Marmol, R ERA: 2.34 | 0.2 | | 3 | 1 | 0 | 0 | 1 | 0 | 0 | 0 | 0 | 0 | 0 | 10 | 13 | 0.00 | 1.500 | | | | | | | | | | |

Pittsburgh Pirates @ Chicago Cubs
Wrigley Field, Chicago, IL
Mon Jun 28 2010, 7:06 PM - 9:52 PM CDT
Att: 38,512 - Cloudy - 76 F

AB 32
R 2
H 7
RBI 2
BB 6
SO 10
LOB 23



| Batter | 1 | 2 | 3 | 4 | 5 | 6 | 7 | 8 | 9 | AB | R | H | RBI | BB | SO | LOB | BOTTOM | | | | | | | | | | |
|---|-------------------------------|----------------------------------|-------------------------------|----------------------------------|------------------------------|----------------------------------|------------------------------|----------------------------------|------------------------------|----------------------------------|------------------------------|----------------------------------|------------------------------|----------------------------------|------------------------------|----------------------------------|-------------------------------|----------------------------------|----------------------------------|------------------------------------|----------------------------------|--------|--|--|--|--|--|
| 2 Ryan Theriot, R OBP: 0.321, SLG: 0.310 | | F9 | | | | | G6-4-3 | | | 4 | 0 | 2 | 0 | 0 | 0 | 4 | | | | | | | | | | | |
| 21 Tyler Colvin, L OBP: 0.336, SLG: 0.583 | FC4-6 1B | | G6-3 | | F9 | | | | K | 4 | 0 | 0 | 0 | 0 | 1 | 2 | | | | | | | | | | | |
| 24 Marion Byrd, R OBP: 0.354, SLG: 0.491 | | | | | | | | | K | 4 | 0 | 0 | 0 | 0 | 0 | 2 | | | | | | | | | | | |
| 49 Carlos Marmol, R OBP: 0.332, SLG: 0.384 | G5-3 | | P3 | | G4-3 | | | | F7 | 0 | 0 | 0 | 0 | 0 | 0 | 0 | | | | | | | | | | | |
| 25 Derrek Lee, R OBP: 0.332, SLG: 0.384 | | | | | | | | | F8 | 4 | 0 | 1 | 0 | 0 | 1 | 1 | | | | | | | | | | | |
| 16 Aramis Ramirez, R OBP: 0.242, SLG: 0.301 | | | P3 | | | | | | | 3 | 1 | 1 | 0 | 0 | 0 | 1 | | | | | | | | | | | |
| 12 Alfonso Soriano, R OBP: 0.351, SLG: 0.532 | | | | | G3 | | | | K | 4 | 0 | 0 | 0 | 0 | 1 | 2 | | | | | | | | | | | |
| 18 Geovany Soto, R OBP: 0.402, SLG: 0.460 | | | | | | | | | | 4 | 0 | 1 | 0 | 0 | 1 | 1 | | | | | | | | | | | |
| 13 Starlin Castro, R OBP: 0.322, SLG: 0.354 | | | | | | | | | | 3 | 0 | 1 | 1 | 0 | 0 | 1 | | | | | | | | | | | |
| 22 Xavier Nady, R OBP: 0.305, SLG: 0.376 | | | | | | | | | | 1 | 0 | 0 | 0 | 0 | 1 | 1 | | | | | | | | | | | |
| 36 Randy Wells, R ERA: 4.96 | | | | | | | | | | 2 | 0 | 0 | 0 | 0 | 0 | 2 | | | | | | | | | | | |
| 43 John Grabow, L ERA: 7.36 | | | | | | | | | | 0 | 0 | 0 | 0 | 0 | 0 | 0 | | | | | | | | | | | |
| 51 Brian Schlitler, R ERA: 1.98 | | | | | | | | | | 0 | 0 | 0 | 0 | 0 | 0 | 0 | | | | | | | | | | | |
| 28 Jeff Baker, R OBP: 0.296, SLG: 0.407 | | | | | | | | | | 1 | 0 | 1 | 0 | 0 | 0 | 0 | | | | | | | | | | | |
| 48 Andrew Cashner, R ERA: 2.34 | | | | | | | | | | 0 | 0 | 0 | 0 | 0 | 0 | 0 | | | | | | | | | | | |
| 1 Kosuke Fukudome, L OBP: 0.302, SLG: 0.429 | | | | | | | | | | 0 | 0 | 0 | 0 | 0 | 0 | 0 | | | | | | | | | | | |
| Inning Stats | R: 0 E: 0 K: 1 S: 10 | H: 1 LOB: 0 BB: 0 P: 13 | R: 1 E: 1 K: 0 S: 11 | H: 2 LOB: 0 BB: 0 P: 15 | R: 0 E: 0 K: 0 S: 9 | H: 1 LOB: 1 BB: 0 P: 15 | R: 0 E: 0 K: 0 S: 9 | H: 0 LOB: 0 BB: 0 P: 12 | R: 0 E: 0 K: 0 S: 8 | H: 1 LOB: 1 BB: 0 P: 11 | R: 0 E: 0 K: 0 S: 8 | H: 0 LOB: 0 BB: 0 P: 13 | R: 0 E: 0 K: 0 S: 8 | H: 2 LOB: 1 BB: 0 P: 11 | R: 0 E: 0 K: 1 S: 7 | H: 0 LOB: 0 BB: 0 P: 11 | R: 0 E: 0 K: 3 S: 13 | H: 0 LOB: 1 BB: 0 P: 22 | 1B: 5 2B: 2 3B: 0 HR: 0 | SF: 0 SAC: 0 DP: 1 HBP: 1 | WP: 0 PB: 0 SB: 1 CS: 0 | PA: 35 | | | | | |
| PITCHER | IP | WLS | BF | H | R | ER | SO | BB | IBB | HBP | BLK | WP | HR | S | P | ERA | WHIP | | | | | | | | | | |
| 28 Paul Maholm, L ERA: 3.98 | 8.0 | | 31 | 7 | 1 | 1 | 2 | 0 | 0 | 0 | 0 | 0 | 0 | 70 | 101 | 1.12 | 0.875 | | | | | | | | | | |
| 29 Octavio Dotel, R ERA: 4.85 | 1.0 | S | 4 | 0 | 0 | 0 | 3 | 0 | 0 | 1 | 0 | 0 | 0 | 13 | 22 | 0.00 | 0.000 | | | | | | | | | | |

Pittsburgh Pirates @ Chicago Cubs
Wrigley Field, Chicago, IL
Mon Jun 28 2010, 7:06 PM - 9:52 PM CDT
Att: 38,512 - Cloudy - 76 F

AB 34
R 1
H 7
RBI 1
BB 0
SO 5
LOB 17



| Batter | 1 | 2 | 3 | 4 | 5 | 6 | 7 | 8 | 9 | 10 | AB | R | H | RBI | BB | SO | LOB | TOP | | | | | | | |
|---|-------------------------------|----------------------------------|-------------------------------|----------------------------------|-------------------------------|----------------------------------|-------------------------------|----------------------------------|------------------------------|----------------------------------|------------------------------|----------------------------------|------------------------------|----------------------------------|-------------------------------|----------------------------------|-------------------------------|----------------------------------|-----------------------------------|------------------------------------|----------------------------------|--------|--|--|--|
| 4 Brandon Phillips, R OBP: 0.368, SLG: 0.474 | G5-3 | K | | P4 | | | G4-3 | | BB | G4-3 | 5 | 0 | 0 | 0 | 1 | 1 | 6 | | | | | | | | |
| 2 Orlando Cabrera, R OBP: 0.287, SLG: 0.339 | G6-3 | | 27 1B | P3 | | | | 19 F7 31 1B | K | | 5 | 1 | 2 | 0 | 0 | 1 | 3 | | | | | | | | |
| 19 Joey Votto, L OBP: 0.413, SLG: 0.570 | 27 3B | | K | | | | F7 | | K | | 5 | 1 | 2 | 0 | 0 | 2 | 5 | | | | | | | | |
| 27 Scott Rolen, R OBP: 0.307, SLG: 0.581 | 1B | | | G6-3 | | | | F9 | | G6-3 | 5 | 0 | 2 | 1 | 0 | 0 | 1 | | | | | | | | |
| 31 Jonny Gomes, R OBP: 0.337, SLG: 0.479 | | | | | | | | | | | 4 | 0 | 2 | 1 | 0 | 2 | 3 | | | | | | | | |
| 62 Jordan Smith, R | | | | | | | | | | | 0 | 0 | 0 | 0 | 0 | 0 | 0 | | | | | | | | |
| 43 Miguel Cairo, R OBP: 0.330, SLG: 0.396 | | | | | | | | | | | 1 | 1 | 1 | 0 | 0 | 0 | 0 | | | | | | | | |
| 48 Francisco Cordero, R | | | | | | | | | | | 0 | 0 | 0 | 0 | 0 | 0 | 0 | | | | | | | | |
| 32 Jay Bruce, L OBP: 0.356, SLG: 0.476 | | 37 1B | | F8 | | | | | | | 5 | 0 | 2 | 0 | 0 | 1 | 4 | | | | | | | | |
| 6 Drew Stubbs, R OBP: 0.310, SLG: 0.383 | | 2B | | | | | | | | | 5 | 0 | 1 | 1 | 0 | 1 | 3 | | | | | | | | |
| 37 Corky Miller, R OBP: 0.257, SLG: 0.242 | | | | F7 | | | | | | | 5 | 0 | 2 | 0 | 0 | 0 | 1 | | | | | | | | |
| 30 Travis Wood, R OBP: 0.500, SLG: 0.500 | | | | L7 | | | | | | | 2 | 0 | 1 | 0 | 0 | 1 | 0 | | | | | | | | |
| 40 Nick Masset, R | | | | | | | | | | | 0 | 0 | 0 | 0 | 0 | 0 | 0 | | | | | | | | |
| 17 Laynce Nix, L OBP: 0.267, SLG: 0.416 | | | | | | | | | | | 1 | 0 | 1 | 0 | 0 | 0 | 0 | | | | | | | | |
| 28 Chris Heisey, R OBP: 0.375, SLG: 0.566 | | | | | | | | | | | 0 | 0 | 0 | 0 | 1 | 0 | 0 | | | | | | | | |
| Inning Stats | R: 1 E: 0 K: 1 S: 10 | H: 2 LOB: 1 BB: 0 P: 12 | R: 0 E: 0 K: 2 S: 13 | H: 2 LOB: 2 BB: 0 P: 20 | R: 0 E: 0 K: 2 S: 12 | H: 2 LOB: 2 BB: 0 P: 15 | R: 0 E: 0 K: 0 S: 11 | H: 1 LOB: 1 BB: 0 P: 17 | R: 0 E: 0 K: 0 S: 8 | H: 1 LOB: 0 BB: 0 P: 10 | R: 0 E: 0 K: 0 S: 8 | H: 0 LOB: 0 BB: 0 P: 13 | R: 1 E: 0 K: 1 S: 9 | H: 2 LOB: 1 BB: 0 P: 11 | R: 0 E: 0 K: 2 S: 14 | H: 2 LOB: 3 BB: 1 P: 25 | R: 1 E: 0 K: 0 S: 11 | H: 3 LOB: 3 BB: 1 P: 18 | 1B: 13 2B: 2 3B: 1 HR: 0 | SF: 0 SAC: 1 DP: 0 HBP: 0 | WP: 0 PB: 0 SB: 0 CS: 1 | PA: 46 | | | |
| PITCHER | IP 7.2 | WLS 32 | BF 11 | H 2 | R 2 | ER 2 | SO 6 | BB 0 | IBB 0 | HBP 0 | BLK 0 | WP 0 | HR 0 | S 74 | P 105 | ERA 2.35 | WHIP 1.435 | | | | | | | | |
| 52 Carlos Silva, R ERA: 2.96 | | | | | | | | | | | | | | | | | | | | | | | | | |
| 40 James Russell, L ERA: 4.84 | | | | | | | | | | | | | | | | | | | | | | | | | |
| 49 Carlos Marmol, R ERA: 2.21 | | | | | | | | | | | | | | | | | | | | | | | | | |
| 62 Bob Howry, R ERA: 6.41 | | | | | | | | | | | | | | | | | | | | | | | | | |
| 45 Sean Marshall, L ERA: 2.11 | | | | | | | | | | | | | | | | | | | | | | | | | |

Cincinnati Reds @ Chicago Cubs
Wrigley Field, Chicago, IL
Thu Jul 01 2010, 1:22 PM - 4:20 PM CDT
Att. 36,880 - Sunny - 69 F

AB 43
R 3
H 16
RBI 3
BB 2
SO 9
LOB 26

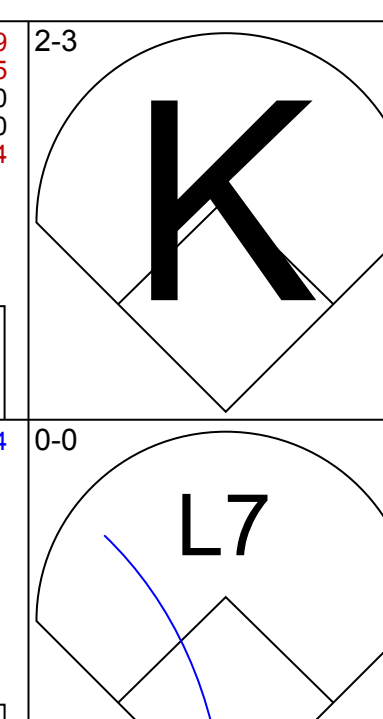
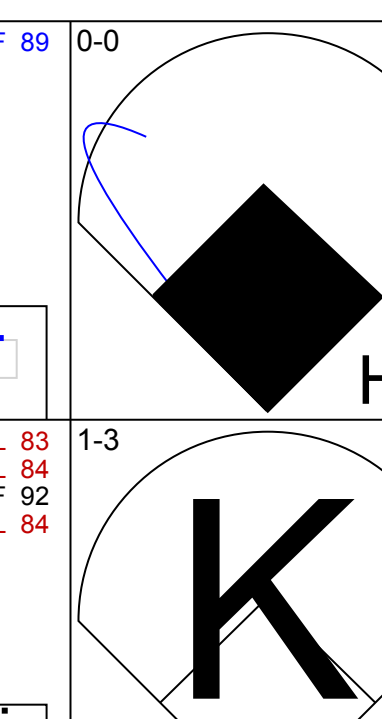
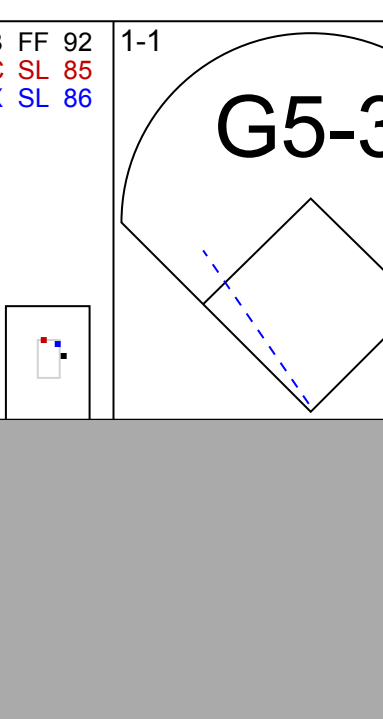
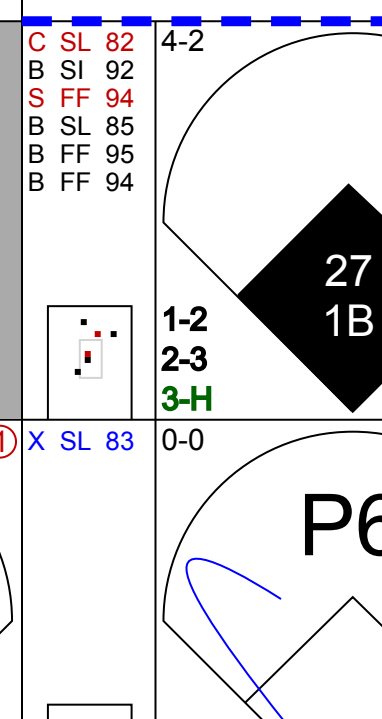
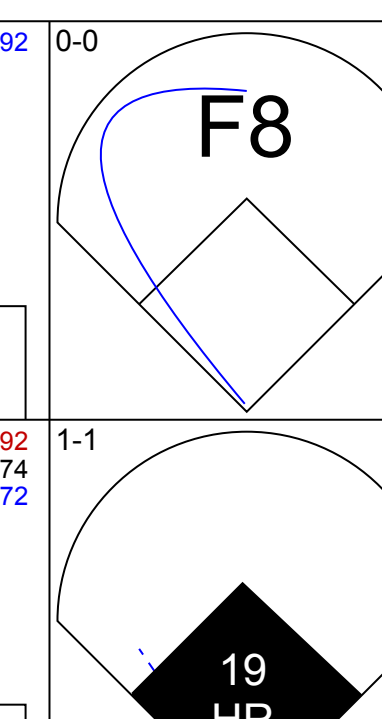
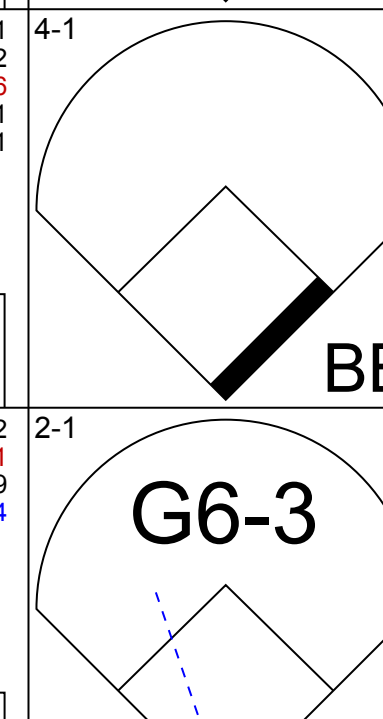
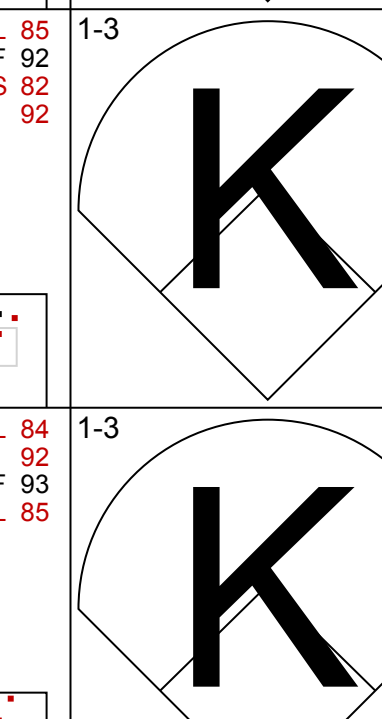
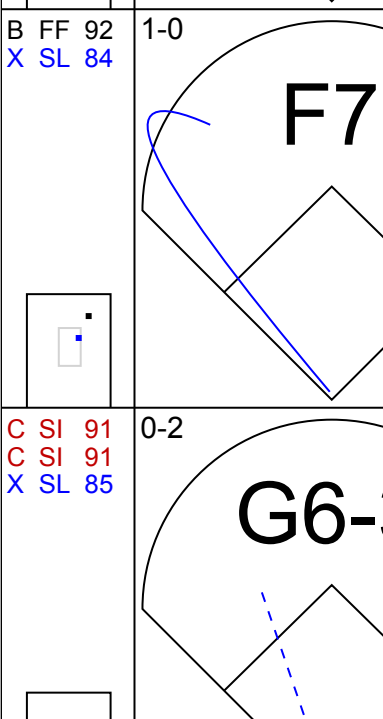
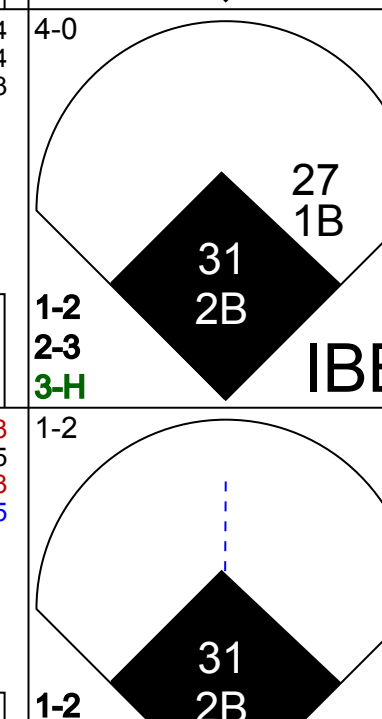
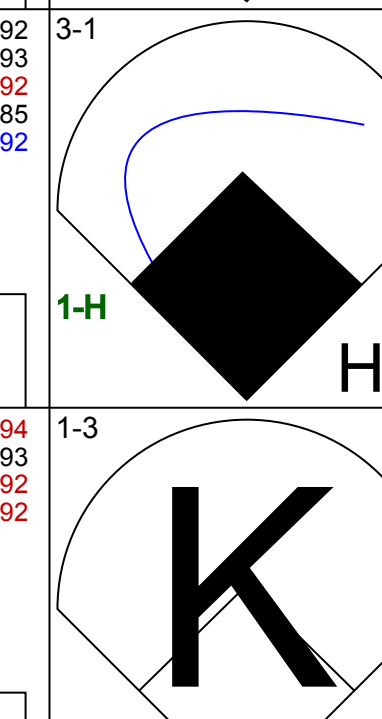



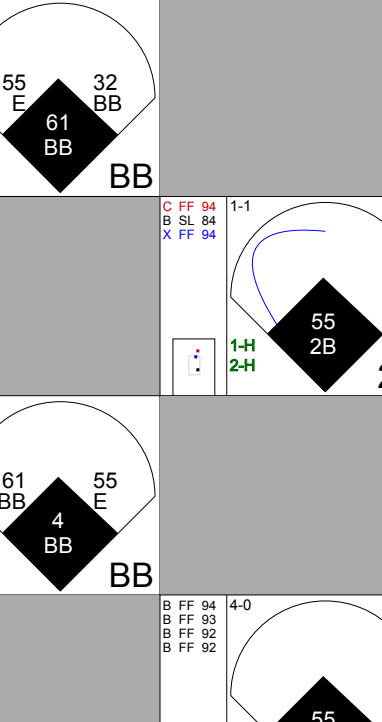

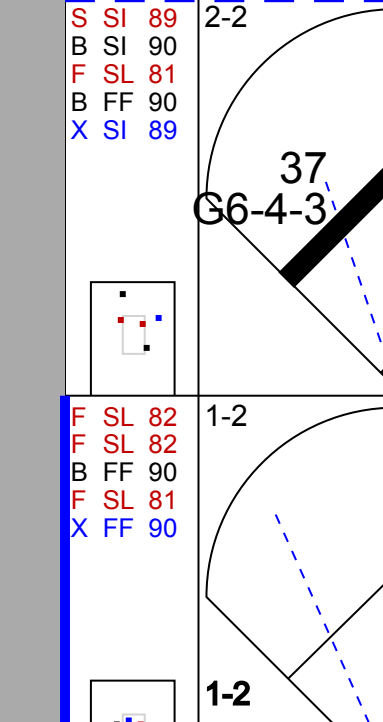



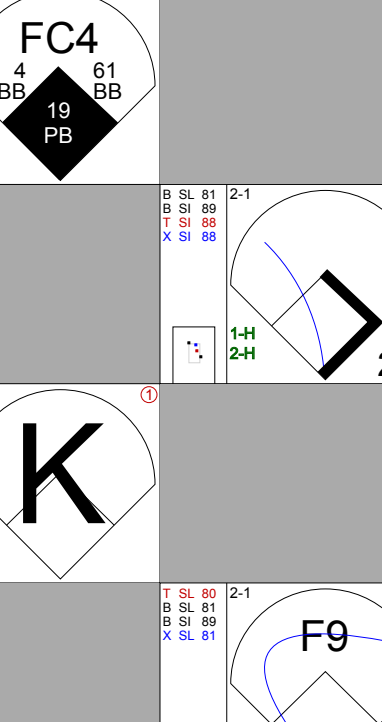


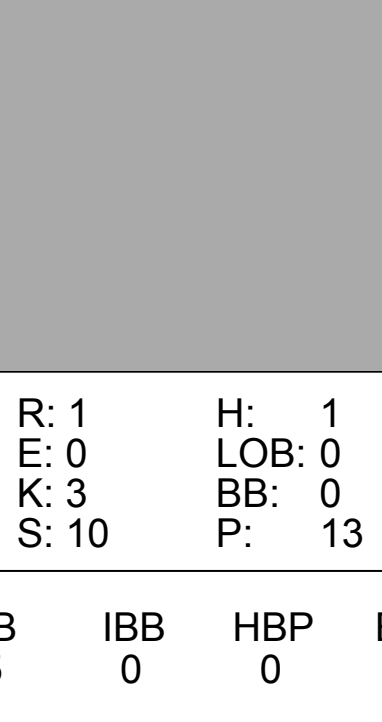
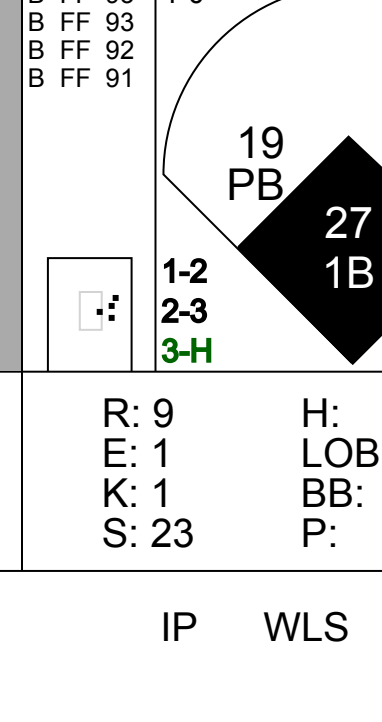
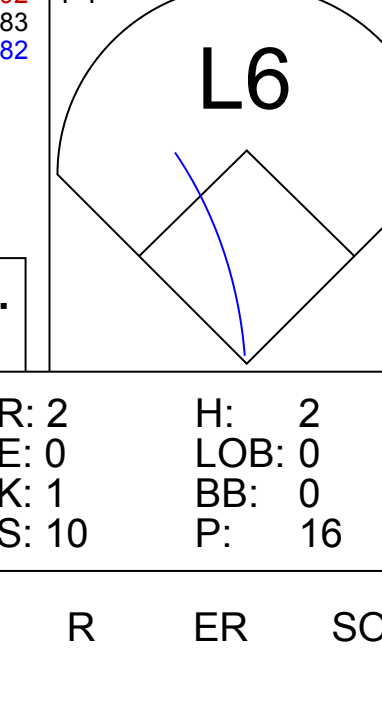
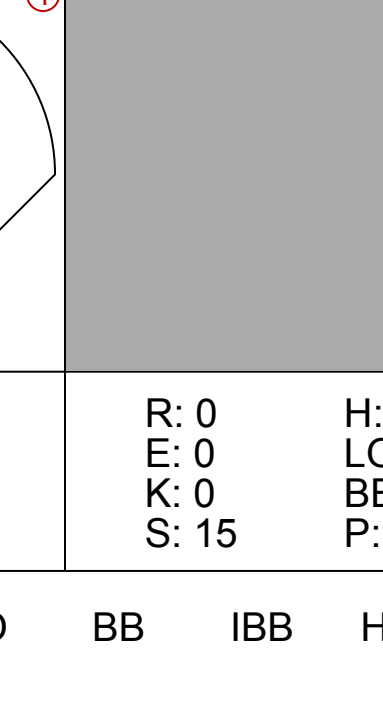
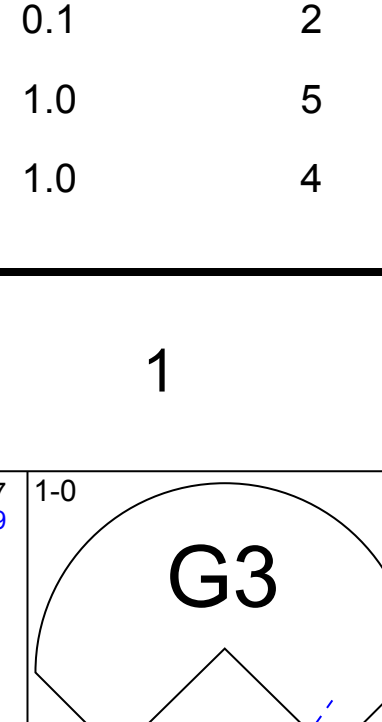
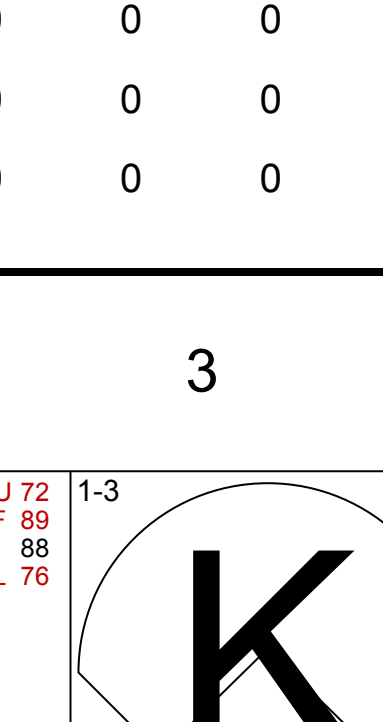
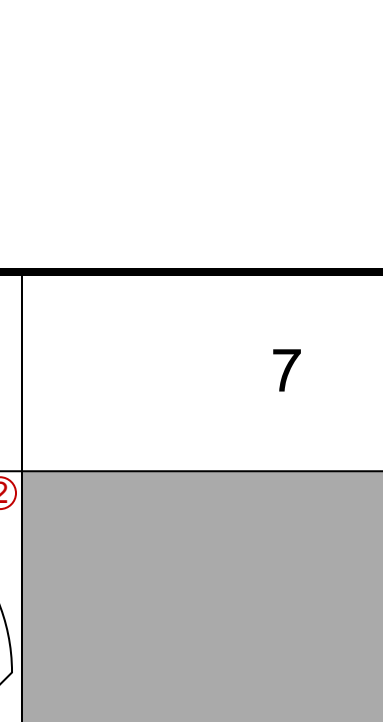
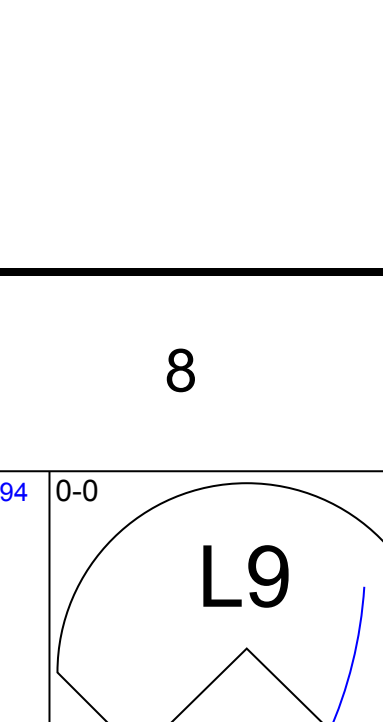
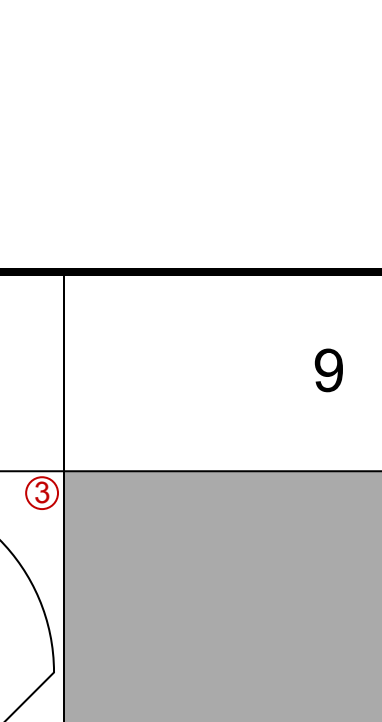
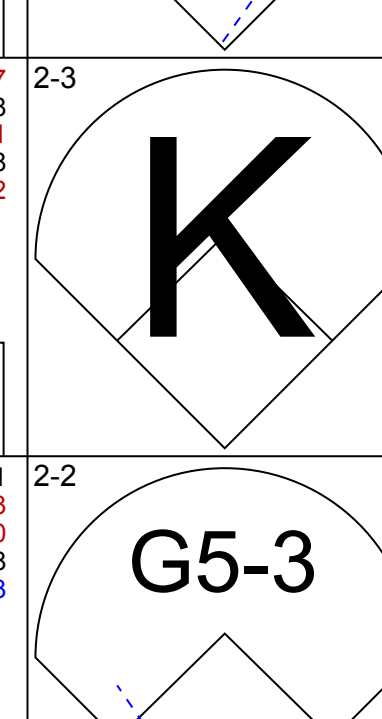
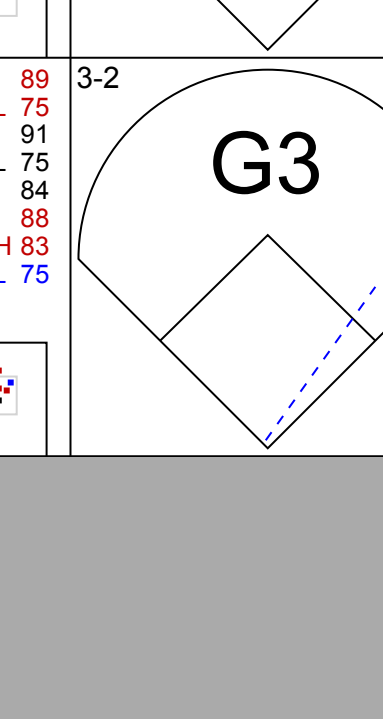



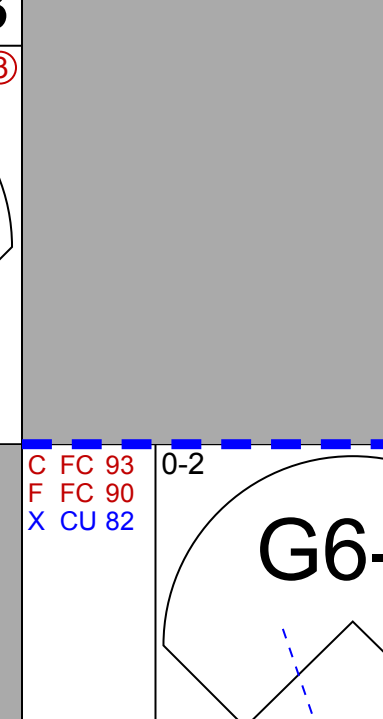


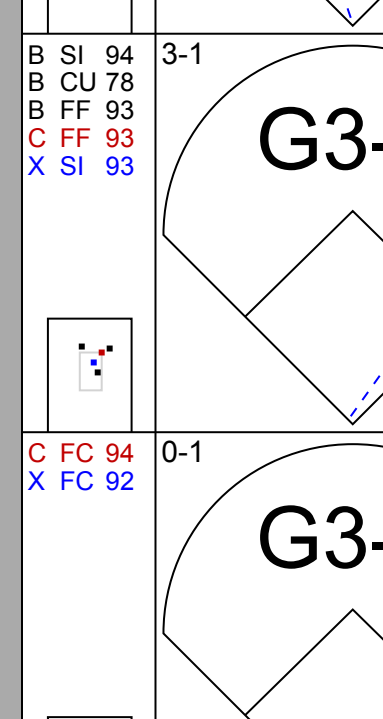




| Batter | 1 | 2 | 3 | 4 | 5 | 6 | 7 | 8 | 9 | 10 | AB | R | H | RBI | BB | SO | LOB | BOTTOM | | | | | | | |
|---|------------------------------|---------------------------------|------------------------------|----------------------------------|-------------------------------|----------------------------------|------------------------------|---------------------------------|------------------------------|---------------------------------|-------------------------------|----------------------------------|------------------------------|---------------------------------|-------------------------------|----------------------------------|------------------------------|----------------------------------|------------------------------|----------------------------------|----------------------------------|------------------------------------|----------------------------------|--------|--|
| 21 Tyler Colvin, L OBP: 0.321, SLG: 0.550 | P6 | | F7 | | | G4-3 | | | | G6-4-3 | 5 | 0 | 1 | 2 | 0 | 0 | 3 | | | | | | | | |
| 28 Jeff Baker, R OBP: 0.287, SLG: 0.416 | | | | | | | | | | | 3 | 0 | 0 | 0 | 0 | 0 | 1 | | | | | | | | |
| 17 Mike Fontenot, L OBP: 0.340, SLG: 0.403 | F9 | | | | | | | | | | 1 | 0 | 1 | 0 | 0 | 0 | 0 | | | | | | | | |
| 49 Carlos Marmol, R | | | | | | | | | | | 0 | 0 | 0 | 0 | 0 | 0 | 0 | | | | | | | | |
| 62 Bob Howry, L | | | | | | | | | | | 0 | 0 | 0 | 0 | 0 | 0 | 0 | | | | | | | | |
| 45 Sean Marshall, L | | | | | | | | | | | 0 | 0 | 0 | 0 | 0 | 0 | 0 | | | | | | | | |
| 44 Jeff Stevens, R | | | | | | | | | | | 0 | 0 | 0 | 0 | 0 | 0 | 0 | | | | | | | | |
| 25 Derrek Lee, R OBP: 0.326, SLG: 0.372 | F7 | | | | | | | | | | 4 | 0 | 0 | 0 | 0 | 1 | 3 | | | | | | | | |
| 16 Aramis Ramirez, R OBP: 0.247, SLG: 0.302 | | | | | | | | | | | 4 | 0 | 1 | 0 | 0 | 2 | 0 | | | | | | | | |
| 24 Marlon Byrd, R OBP: 0.345, SLG: 0.481 | | | | | | | | | | | 4 | 0 | 0 | 0 | 0 | 0 | 1 | | | | | | | | |
| 12 Alfonso Soriano, R OBP: 0.348, SLG: 0.545 | | | | | | | | | | | 4 | 0 | 1 | 0 | 0 | 1 | 1 | | | | | | | | |
| 18 Geovany Soto, R OBP: 0.401, SLG: 0.455 | | | | | | | | | | | 2 | 0 | 0 | 0 | 1 | 0 | 1 | | | | | | | | |
| 2 Ryan Theriot, R OBP: 0.318, SLG: 0.305 | | | | | | | | | | | 1 | 1 | 0 | 0 | 0 | 0 | 0 | | | | | | | | |
| 13 Starlin Castro, R OBP: 0.337, SLG: 0.372 | | | | | | | | | | | 2 | 1 | 1 | 0 | 2 | 0 | 0 | | | | | | | | |
| 52 Carlos Silva, R OBP: 0.172, SLG: 0.115 | | | | | | | | | | | 1 | 0 | 0 | 0 | 0 | 0 | 0 | | | | | | | | |
| 40 James Russell, L ERA: 5.71 | | | | | | | | | | | 0 | 0 | 0 | 0 | 0 | 0 | 0 | | | | | | | | |
| 22 Xavier Nady, R OBP: 0.303, SLG: 0.373 | | | | | | | | | | | 0 | 0 | 0 | 0 | 0 | 0 | 0 | | | | | | | | |
| 1 Kosuke Fukudome, L OBP: 0.358, SLG: 0.418 | | | | | | | | | | | 0 | 0 | 0 | 0 | 0 | 0 | 0 | | | | | | | | |
| 55 Koyie Hill, S OBP: 0.273, SLG: 0.301 | | | | | | | | | | | 0 | 0 | 0 | 0 | 1 | 0 | 0 | | | | | | | | |
| Inning Stats | R: 0 E: 0 K: 0 S: 6 | H: 0 LOB: 0 BB: 0 P: 9 | R: 0 E: 0 K: 1 S: 8 | H: 1 LOB: 1 BB: 0 P: 11 | R: 0 E: 0 K: 1 S: 11 | H: 0 LOB: 1 BB: 1 P: 19 | R: 0 E: 0 K: 2 S: 7 | H: 0 LOB: 0 BB: 0 P: 9 | R: 0 E: 0 K: 0 S: 4 | H: 0 LOB: 0 BB: 0 P: 6 | R: 0 E: 0 K: 0 S: 10 | H: 0 LOB: 0 BB: 0 P: 16 | R: 0 E: 0 K: 0 S: 6 | H: 1 LOB: 1 BB: 0 P: 9 | R: 2 E: 0 K: 0 S: 17 | H: 2 LOB: 2 BB: 2 P: 31 | R: 0 E: 0 K: 1 S: 9 | H: 0 LOB: 0 BB: 0 P: 12 | R: 0 E: 0 K: 0 S: 9 | H: 1 LOB: 1 BB: 1 P: 15 | 1B: 5 2B: 0 3B: 0 HR: 0 | SF: 0 SAC: 2 DP: 2 HBP: 0 | WP: 0 PB: 0 SB: 0 CS: 0 | PA: 37 | |
| PITCHER | IP 7.0 | WLS 26 | BF 2 | H 2 | R 2 | ER 2 | SO 4 | BB 3 | IBB 0 | HBP 0 | BLK 0 | WP 0 | HR 0 | S 56 | P 91 | ERA 2.57 | WHIP 0.714 | | | | | | | | |
| 30 Travis Wood, L ERA: 2.57 | | | | | | | | | | | | | | | | | | | | | | | | | |
| 40 Nick Masset, R | | | | | | | | | | | | | | | | | | | | | | | | | |
| 62 Jordan Smith, R | | | | | | | | | | | | | | | | | | | | | | | | | |
| 48 Francisco Cordero, R ERA: 4.03 | | | | | | | | | | | | | | | | | | | | | | | | | |

Cincinnati Reds @ Chicago Cubs
Wrigley Field, Chicago, IL
Thu Jul 01 2010, 1:22 PM - 4:20 PM CDT
Att. 36,880 - Sunny - 69 F

AB 31
R 2
H 5
RBI 2
BB 4
SO 5
LOB 10

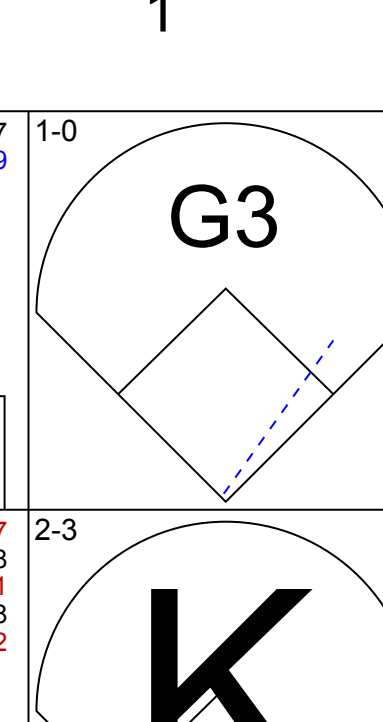
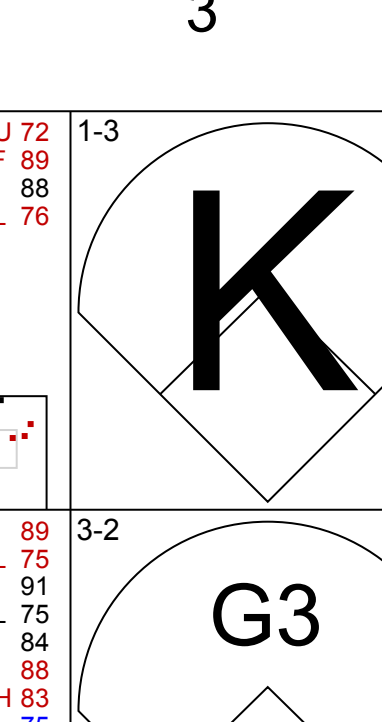
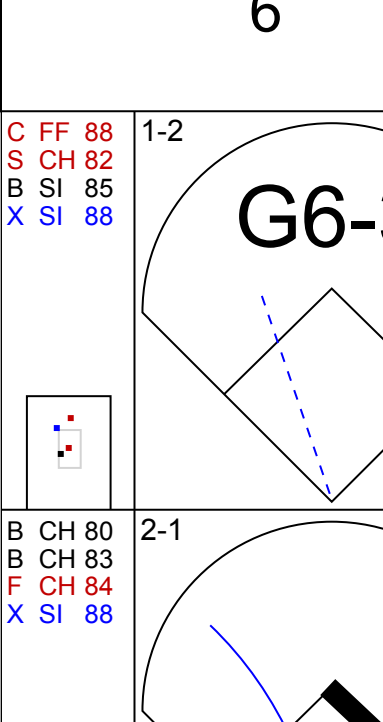
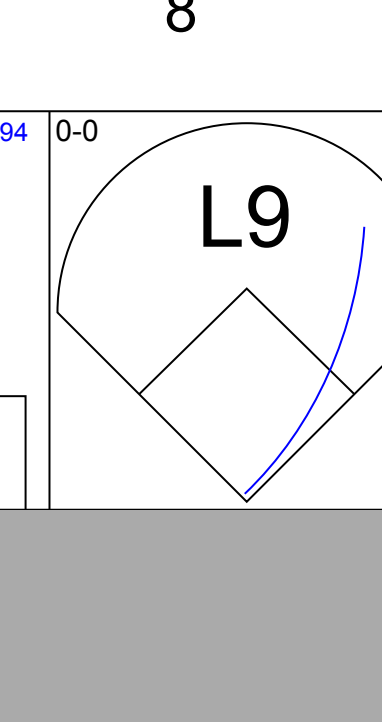
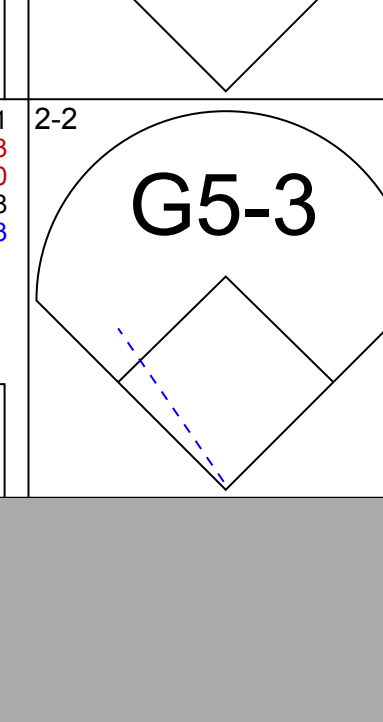

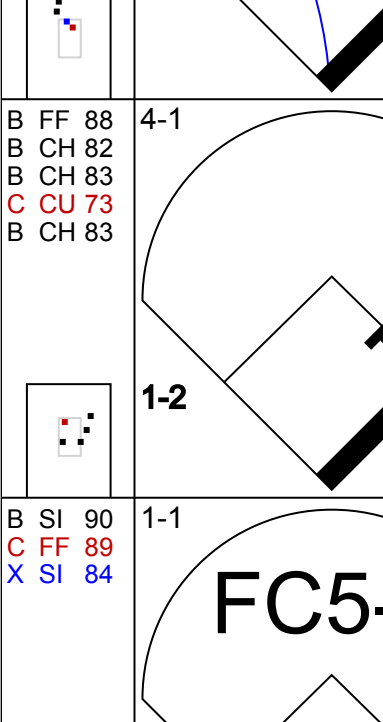
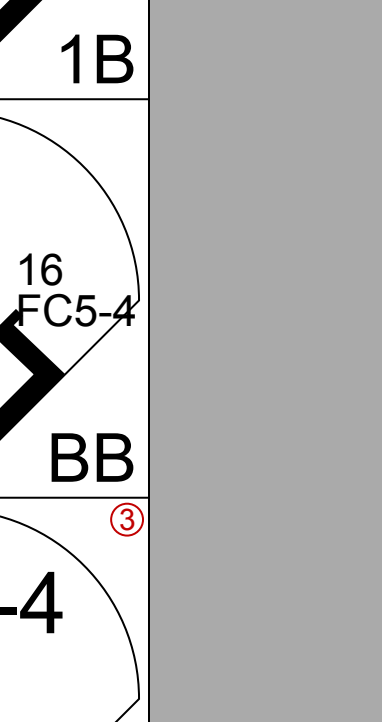

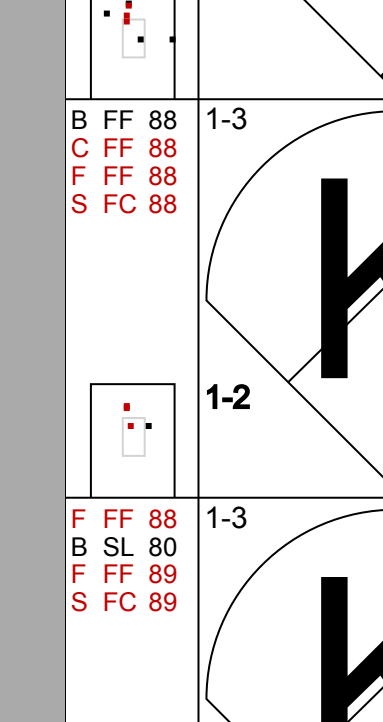

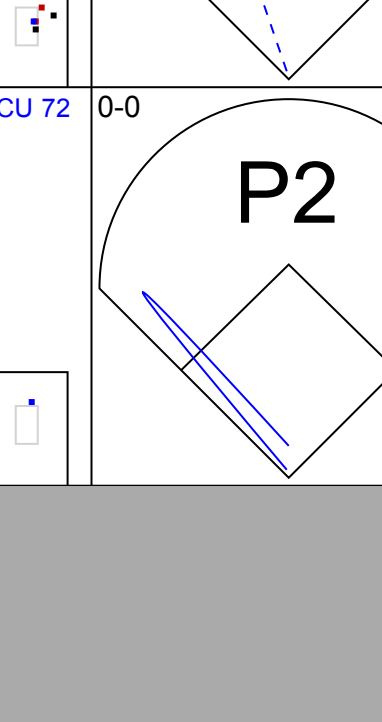

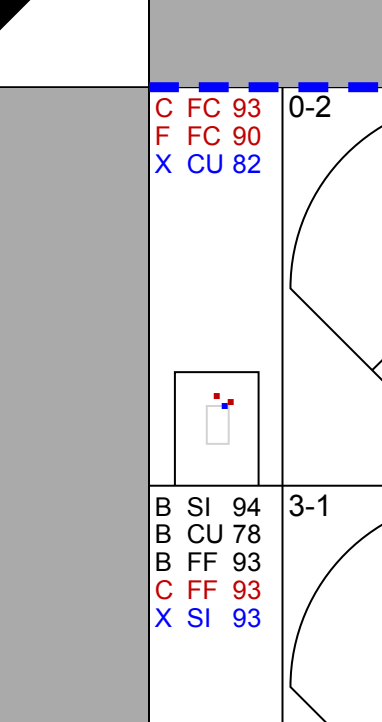




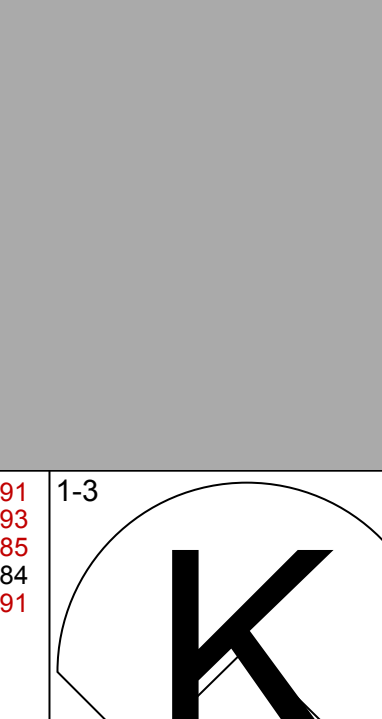

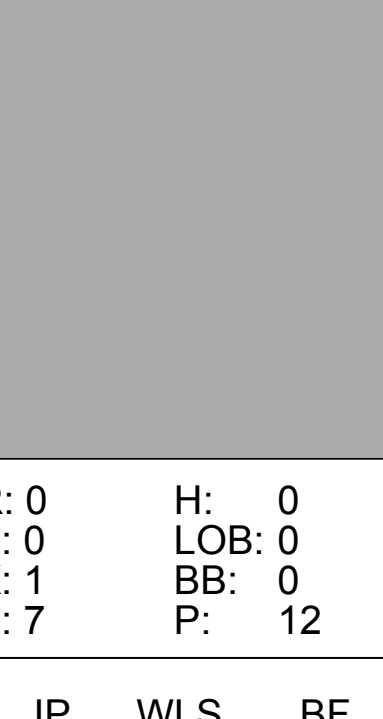
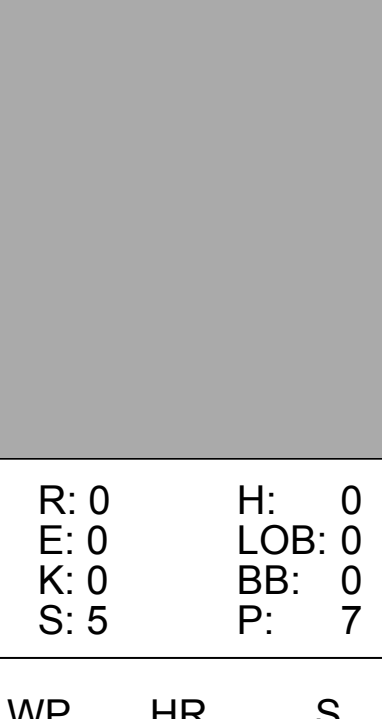
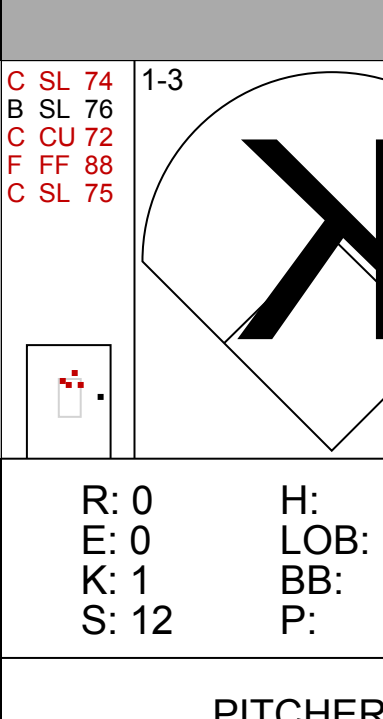
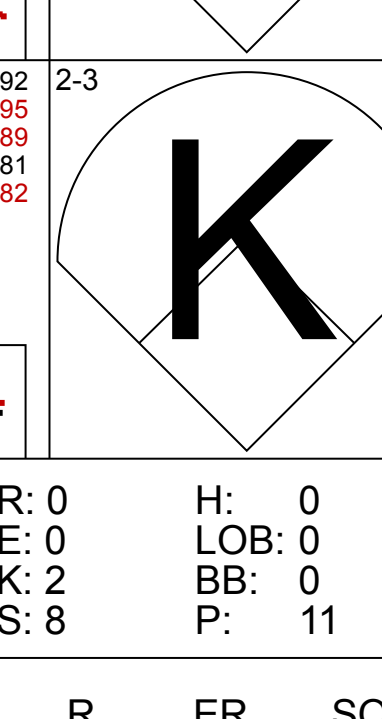
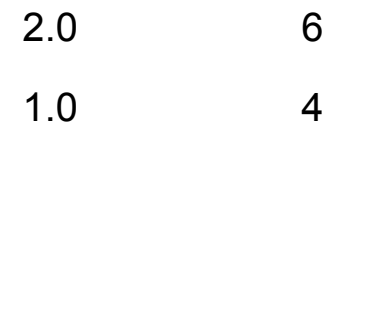





| Batter | 1 | 2 | 3 | 4 | 5 | 6 | 7 | 8 | 9 | AB | R | H | RBI | BB | SO | LOB | TOP | | | | | |
|---|---|----------------------------------|---|----------------------------------|---|---|--|---|---|----------------------------------|------------------------------|----------------------------------|-------------------------------|----------------------------------|-------------------------------|----------------------------------|-------------------------------|----------------------------------|----------------------------------|------------------------------------|----------------------------------|--------|
| 4 Brandon Phillips, R OBP: 0.369, SLG: 0.481 7 Paul Janish, R OBP: 0.340, SLG: 0.356 |  | |  | |  | |  |  | | 3 | 2 | 1 | 2 | 1 | 1 | 0 | | | | | | |
| 2 Orlando Cabrera, R OBP: 0.285, SLG: 0.337 |  | |  | | |  |  |  | | 5 | 1 | 1 | 0 | 0 | 1 | 3 | | | | | | |
| 19 Joey Votto, L OBP: 0.416, SLG: 0.579 |  | |  | | |  |  |  |  | 3 | 2 | 1 | 2 | 2 | 1 | 0 | | | | | | |
| 27 Scott Rolen, R OBP: 0.366, SLG: 0.576 66 Logan Ondrusek, R OBP: 0.214, SLG: 0.429 |  | |  | | |  |  |  | | 4 | 1 | 1 | 2 | 0 | 1 | 1 | | | | | | |
| 31 Jonny Gomes, R OBP: 0.345, SLG: 0.486 |  | |  | | |  | |  |  | 3 | 2 | 2 | 2 | 2 | 0 | 0 | | | | | | |
| 32 Jay Bruce, L OBP: 0.358, SLG: 0.472 28 Chris Heisey, R OBP: 0.385, SLG: 0.574 |  | |  | | |  | |  |  | 2 | 2 | 0 | 0 | 2 | 1 | 1 | | | | | | |
| 55 Ramon Hernandez, R OBP: 0.371, SLG: 0.400 37 Corky Miller, R OBP: 0.250, SLG: 0.235 |  | |  | | |  | |  | | 4 | 1 | 1 | 2 | 0 | 2 | 3 | | | | | | |
| 6 Drew Stubbs, R OBP: 0.308, SLG: 0.380 |  | | | | |  | |  | | 5 | 0 | 1 | 0 | 0 | 1 | 5 | | | | | | |
| 61 Bronson Arroyo, R OBP: 0.229, SLG: 0.294 43 Miguel Cairo, R OBP: 0.327, SLG: 0.391 |  | | | | |  | |  |  | 2 | 1 | 0 | 1 | 1 | 1 | 2 | | | | | | |
| Inning Stats | R: 0 E: 0 K: 1 S: 7 | H: 0 LOB: 1 BB: 1 P: 15 | R: 0 E: 0 K: 1 S: 11 | H: 1 LOB: 2 BB: 1 P: 22 | R: 1 E: 0 K: 3 S: 10 | H: 1 LOB: 0 BB: 0 P: 13 | R: 0 E: 0 K: 2 S: 10 | H: 0 LOB: 0 BB: 0 P: 16 | R: 0 E: 0 K: 1 S: 8 | H: 0 LOB: 0 BB: 0 P: 12 | R: 0 E: 0 K: 0 S: 7 | H: 0 LOB: 0 BB: 0 P: 10 | R: 0 E: 0 K: 1 S: 23 | H: 3 LOB: 1 BB: 6 P: 58 | R: 2 E: 0 K: 1 S: 10 | H: 2 LOB: 0 BB: 0 P: 16 | R: 0 E: 0 K: 0 S: 15 | H: 2 LOB: 0 BB: 0 P: 21 | 1B: 5 2B: 2 3B: 0 HR: 2 | SF: 0 SAC: 0 DP: 1 HBP: 0 | WP: 0 PB: 1 SB: 1 CS: 0 | PA: 44 |
| PITCHER | IP | WLS | BF | H | R | ER | SO | BB | IBB | HBP | BLK | WP | HR | S | P | ERA | WHIP | | | | | |
| 46 Ryan Dempster, R ERA: 3.54 | 6.1 | L | 27 | 2 | 5 | 5 | 9 | 5 | 0 | 0 | 0 | 0 | 1 | 64 | 116 | 7.11 | 1.105 | | | | | |
| 51 Brian Schiller, R ERA: 15.0 | 0.1 | | 6 | 2 | 3 | 0 | 0 | 2 | 1 | 0 | 0 | 0 | 0 | 8 | 22 | 0.00 | 12.000 | | | | | |
| 62 Bob Howry, R ERA: 6.33 | 0.1 | | 2 | 1 | 2 | 2 | 0 | 0 | 0 | 0 | 0 | 0 | 0 | 4 | 8 | 54.00 | 3.000 | | | | | |
| 44 Jeff Stevens, R ERA: 3.83 | 1.0 | | 5 | 2 | 2 | 2 | 1 | 0 | 0 | 0 | 0 | 0 | 1 | 10 | 16 | 18.00 | 2.000 | | | | | |
| 40 James Russell, L ERA: 4.43 | 1.0 | | 4 | 2 | 0 | 0 | 0 | 0 | 0 | 0 | 0 | 0 | 0 | 15 | 21 | 0.00 | 2.000 | | | | | |

Cincinnati Reds @ Chicago Cubs
Wrigley Field, Chicago, IL
Fri Jul 02 2010, 1:24 PM - 4:14 PM CDT
Att: 40,361 - Sunny - 81 F

| | |
|-----|----|
| AB | 36 |
| R | 12 |
| H | 9 |
| RBI | 11 |
| BB | 8 |
| SO | 10 |
| LOB | 17 |



| Batter | 1 | 2 | 3 | 4 | 5 | 6 | 7 | 8 | 9 | AB | R | H | RBI | BB | SO | LOB | BOTTOM | | | | | |
|---|---|----------------------------------|---|----------------------------------|---|---|---|---|---|----------------------------------|-------------------------------|----------------------------------|------------------------------|----------------------------------|------------------------------|----------------------------------|-------------------------------|----------------------------------|----------------------------------|------------------------------------|----------------------------------|--------|
| 21 Tyler Colvin, L OBP: 0.313, SLG: 0.536 |  | |  | | |  | |  | | 4 | 0 | 0 | 0 | 0 | 1 | 0 | | | | | | |
| 17 Mike Fontenot, L OBP: 0.338, SLG: 0.411 |  | |  | | |  |  |  |  | 3 | 0 | 1 | 0 | 1 | 1 | 0 | | | | | | |
| 25 Derrek Lee, R OBP: 0.325, SLG: 0.369 |  | | | |  | |  |  |  | 3 | 0 | 0 | 0 | 1 | 1 | 1 | | | | | | |
| 16 Aramis Ramirez, R OBP: 0.242, SLG: 0.297 |  | |  | | |  | |  |  | 4 | 0 | 0 | 0 | 0 | 1 | 3 | | | | | | |
| 24 Marlon Byrd, R OBP: 0.347, SLG: 0.478 |  | | | |  | |  | |  | 4 | 0 | 1 | 0 | 0 | 1 | 1 | | | | | | |
| 1 Kosuke Fukudome, L OBP: 0.288, SLG: 0.414 |  | |  | | |  | |  | | 2 | 0 | 0 | 0 | 1 | 0 | 0 | | | | | | |
| 13 Starlin Castro, R OBP: 0.332, SLG: 0.565 | | | | | | | | | | 3 | 0 | 0 | 0 | 0 | 0 | 2 | | | | | | |
| 55 Koyie Hill, S OBP: 0.264, SLG: 0.291 | | | | | | | | | | 3 | 0 | 0 | 0 | 0 | 1 | 2 | | | | | | |
| 46 Ryan Dempster, R ERA: 4.25 51 Brian Schiller, R ERA: 5.11 62 Bob Howry, L ERA: 6.33 44 Jeff Stevens, R ERA: 3.83 22 Xavier Nady, R OBP: 0.302, SLG: 0.370 40 James Russell, L ERA: 4.43 | | | | | | | | | | 2 | 0 | 0 | 0 | 0 | 1 | 0 | | | | | | |
| Inning Stats | R: 0 E: 0 K: 1 S: 7 | H: 0 LOB: 0 BB: 0 P: 12 | R: 0 E: 0 K: 0 S: 7 | H: 1 LOB: 2 BB: 1 P: 16 | R: 0 E: 0 K: 1 S: 10 | H: 0 LOB: 0 BB: 0 P: 15 | R: 0 E: 0 K: 0 S: 5 | H: 0 LOB: 0 BB: 0 P: 7 | R: 0 E: 0 K: 0 S: 13 | H: 0 LOB: 0 BB: 0 P: 18 | R: 0 E: 0 K: 1 S: 12 | H: 1 LOB: 2 BB: 1 P: 21 | R: 0 E: 0 K: 0 S: 7 | H: 0 LOB: 0 BB: 0 P: 10 | R: 0 E: 0 K: 2 S: 8 | H: 0 LOB: 0 BB: 0 P: 11 | R: 0 E: 0 K: 3 S: 13 | H: 0 LOB: 1 BB: 1 P: 19 | 1B: 2 2B: 0 3B: 0 HR: 0 | SF: 0 SAC: 0 DP: 0 HBP: 0 | WP: 0 PB: 0 SB: 0 CS: 0 | PA: 32 |
| PITCHER | IP | WLS | BF | H | R | ER | SO | BB | IBB | HBP | BLK | WP | HR | S | P | ERA | WHIP | | | | | |
| 61 Bronson Arroyo, R ERA: 4.25 | 6.0 | W | 22 | 2 | 0 | 0 | 3 | 2 | 0 | 0 | 0 | 0 | 0 | 15 | 21 | 0.00 | 0.667 | | | | | |
| 66 Logan Ondrusek, R ERA: 5.11 | 2.0 | | 6 | 0 | 0 | 0 | 2 | 0 | 0 | 0 | 0 | 0 | 0 | 15 | 21 | 0.00 | 0.000 | | | | | |
| 33 Micah Owings, R ERA: 4.55 | 1.0 | | 4 | 0 | 0 | 0 | 3 | 1 | 0 | 0 | 0 | 0 | 0 | 13 | 19 | 0.00 | 1.000 | | | | | |

Cincinnati Reds @ Chicago Cubs
Wrigley Field, Chicago, IL
Fri Jul 02 2010, 1:24 PM - 4:14 PM CDT
Att: 40,361 - Sunny - 81 F

| | |
|-----|----|
| AB | 29 |
| R | 0 |
| H | 2 |
| RBI | 0 |
| BB | 3 |
| SO | 8 |
| LOB | 9 |



| Batter | 1 | 2 | 3 | 4 | 5 | 6 | 7 | 8 | 9 | AB | R | H | RBI | BB | SO | LOB | TOP | | |
|--|---|---|--|----------------------------------|------------------------------|----------------------------------|------------------------------|---------------------------------|------------------------------|----------------------------------|-------------------------------|----------------------------------|-------------------------------|----------------------------------|------------------------------|----------------------------------|--|------------------------------------|--|
| 4 Brandon Phillips, R OBP: 0.368, SLG: 0.479 | F9 | | G5-3 | | | G6-3 | | | | 4 | 0 | 1 | 0 | 0 | 0 | 1 | Cincinnati Reds @ Chicago Cubs Wrigley Field, Chicago, IL Sat Jul 03 2010, 12:07 PM - 2:55 PM CDT Att: 40,677 - Sunny - 81 F | | |
| 28 Chris Heisey, R OBP: 0.377, SLG: 0.552 45 Bill Bray, L | K | | | F8 | | | | F7 | | 4 | 0 | 1 | 0 | 0 | 1 | 1 | | | |
| 19 Joey Votto, L OBP: 0.414, SLG: 0.574 | G4-3 | | | F9 | | | | | K2-3 | 4 | 0 | 1 | 0 | 0 | 1 | 0 | | | |
| 27 Scott Rolen, R OBP: 0.368, SLG: 0.577 | K | | | F9 | | | | | | 3 | 0 | 1 | 0 | 1 | 1 | 0 | | | |
| 32 Jay Bruce, L OBP: 0.353, SLG: 0.466 | F8 | | | G4-3 | | | | | P6 | 4 | 0 | 0 | 0 | 0 | 1 | 3 | | | |
| 55 Ramon Hernandez, R | F9 | | | K | | | | | L6 | 4 | 0 | 0 | 0 | 0 | 1 | 3 | | | |
| 17 Laynce Nix, L OBP: 0.269, SLG: 0.423 | | | G6-3 | | | | | | | 3 | 1 | 1 | 0 | 0 | 1 | 0 | | | |
| 7 Paul Janish, R OBP: 0.345, SLG: 0.348 2 Orlando Cabrera, R | | | | | | P3 | | G4-3 | | 1 | 0 | 0 | 0 | 1 | 0 | 0 | | | |
| 47 Johnny Cueto, R OBP: 0.138, SLG: 0.138 43 Miguel Cairo, R 62 Jordan Smith, R 40 Nick Masset, R 31 Jonny Gomes, R | | | SH3-4 | | | F9 | | F9 | | 0 | 0 | 0 | 0 | 0 | 0 | 0 | | | |
| | | | | | | | | | | 1 | 0 | 0 | 0 | 0 | 0 | 0 | | | |
| Inning Stats | R: 0 E: 0 K: 1 S: 8 | H: 0 LOB: 0 BB: 0 P: 11 | R: 0 E: 0 K: 1 S: 8 | H: 0 LOB: 0 BB: 0 P: 13 | R: 0 E: 0 K: 0 S: 8 | H: 0 LOB: 1 BB: 1 P: 15 | R: 0 E: 0 K: 0 S: 6 | H: 0 LOB: 0 BB: 0 P: 8 | R: 0 E: 0 K: 2 S: 9 | H: 0 LOB: 0 BB: 0 P: 11 | R: 0 E: 0 K: 1 S: 14 | H: 3 LOB: 2 BB: 0 P: 17 | R: 1 E: 1 K: 0 S: 12 | H: 2 LOB: 1 BB: 0 P: 15 | R: 0 E: 0 K: 1 S: 9 | H: 0 LOB: 1 BB: 1 P: 15 | 1B: 3 2B: 2 3B: 0 HR: 0 | SF: 0 SAC: 1 DP: 0 HBP: 0 | WP: 0 PA: 33 PB: 0 SB: 0 CS: 0 |
| PITCHER | IP WLS BF H R ER SO BB IBB HBP BLK WP HR S P ERA WHIP | 7.2 W 28 5 1 1 5 1 0 0 0 0 0 71 99 1.17 0.783 | 1.1 S 5 0 0 0 1 1 0 0 0 0 0 0 10 17 0.00 0.750 | | | | | | | | | | | | | | | | |

| | |
|-----|----|
| AB | 30 |
| R | 1 |
| H | 5 |
| RBI | 1 |
| BB | 2 |
| SO | 6 |
| LOB | 8 |



| Batter | 1 | 2 | 3 | 4 | 5 | 6 | 7 | 8 | 9 | AB | R | H | RBI | BB | SO | LOB | BOTTOM | | |
|--|---|---|---|--|---|----------------------------------|-------------------------------|----------------------------------|-------------------------------|----------------------------------|-------------------------------|----------------------------------|-------------------------------|----------------------------------|------------------------------|----------------------------------|--|------------------------------------|--|
| 2 Ryan Theriot, R OBP: 0.317, SLG: 0.303 | F9 | P6 | | | | G6-3 | | | | 5 | 0 | 1 | 0 | 0 | 1 | 2 | Cincinnati Reds @ Chicago Cubs Wrigley Field, Chicago, IL Sat Jul 03 2010, 12:07 PM - 2:55 PM CDT Att: 40,677 - Sunny - 81 F | | |
| 21 Tyler Colvin, L OBP: 0.316, SLG: 0.532 | G3-1 | | | | | | | F8 | | 5 | 1 | 2 | 0 | 0 | 1 | 2 | | | |
| 25 Derrek Lee, R OBP: 0.329, SLG: 0.372 | | | | | | | | | | 3 | 1 | 1 | 0 | 2 | 1 | 3 | | | |
| 24 Marlon Byrd, R OBP: 0.357, SLG: 0.485 | | | | | | | | | | 2 | 1 | 2 | 0 | 2 | 0 | 0 | | | |
| 12 Alfonso Soriano, R OBP: 0.349, SLG: 0.540 49 Carlos Marmol, R | | | | | | | | | | 4 | 0 | 1 | 1 | 1 | 0 | 6 | | | |
| | | | | | | | | | | 0 | 0 | 0 | 0 | 0 | 0 | 0 | | | |
| 17 Mike Fontenot, L OBP: 0.342, SLG: 0.417 28 Jeff Baker, R | | | | | | | | | | 3 | 0 | 1 | 0 | 1 | 0 | 5 | | | |
| | | | | | | | | | | 1 | 0 | 0 | 0 | 0 | 1 | 0 | | | |
| 18 Geovany Soto, R OBP: 0.396, SLG: 0.453 | | | | | | | | | | 5 | 0 | 1 | 2 | 0 | 1 | 6 | | | |
| | | | | | | | | | | | | | | | | | | | |
| 13 Starlin Castro, R OBP: 0.344, SLG: 0.367 | | | | | | | | | | 2 | 0 | 1 | 0 | 3 | 1 | 0 | | | |
| 36 Randy Wells, R OBP: 0.200, SLG: 0.208 1 Kosuke Fukudome, L | | | | | | | | | | 2 | 0 | 0 | 0 | 0 | 0 | 6 | | | |
| | | | | | | | | | | 0 | 0 | 0 | 0 | 0 | 0 | 0 | | | |
| Inning Stats | R: 0 E: 0 K: 0 S: 9 | H: 1 LOB: 2 BB: 1 P: 19 | R: 0 E: 0 K: 0 S: 12 | H: 1 LOB: 2 BB: 1 P: 25 | R: 0 E: 0 K: 1 S: 11 | H: 2 LOB: 3 BB: 1 P: 20 | R: 0 E: 0 K: 1 S: 10 | H: 2 LOB: 2 BB: 0 P: 14 | R: 0 E: 0 K: 0 S: 12 | H: 1 LOB: 3 BB: 2 P: 23 | R: 3 E: 0 K: 0 S: 16 | H: 3 LOB: 3 BB: 2 P: 30 | R: 0 E: 0 K: 1 S: 10 | H: 0 LOB: 2 BB: 2 P: 21 | R: 0 E: 0 K: 3 S: 9 | H: 0 LOB: 0 BB: 0 P: 15 | 1B: 6 2B: 4 3B: 0 HR: 0 | SF: 0 SAC: 2 DP: 0 HBP: 1 | WP: 0 PA: 44 PB: 0 SB: 1 CS: 0 |
| PITCHER | IP WLS BF H R ER SO BB IBB HBP BLK WP HR S P ERA WHIP | 5.0 L 7 3 3 3 0 1 0 1 0 0 0 0 15 25 40.50 6.000 | 0.2 L 7 3 3 3 0 1 0 1 0 0 0 0 15 25 40.50 6.000 | 1.1 7 0 0 0 1 2 1 0 0 0 0 0 11 26 0.00 1.500 | 1.0 3 0 0 0 3 0 0 0 0 0 0 9 15 0.00 0.000 | | | | | | | | | | | | | | |

| | |
|-----|----|
| AB | 32 |
| R | 3 |
| H | 10 |
| RBI | 3 |
| BB | 9 |
| SO | 6 |
| LOB | 30 |



| Batter | 1 | 2 | 3 | 4 | 5 | 6 | 7 | 8 | 9 | AB | R | H | RBI | BB | SO | LOB | TOP | | | | | | | |
|---|---|--|---|---|---|----------------------------------|------------------------------|----------------------------------|-------------------------------|----------------------------------|-------------------------------|----------------------------------|------------------------------|----------------------------------|------------------------------|----------------------------------|--|----------------------------------|----------------------------------|------------------------------------|----------------------------------|--------|--|--|
| 1 Kosuke Fukudome, L (1.9) OBP: 0.366, SLG: 0.431 | | | | | | | | | | 3 | 2 | 2 | 1 | 2 | 1 | 1 | Chicago Cubs @ Arizona Diamondbacks Chase Field, Phoenix, AZ Mon Jul 05 2010, 1:11 PM - 4:17 PM MST Att: 26,250 - Roof Closed - 76 F | | | | | | | |
| 2 Ryan Theriot, R (1.4) OBP: 0.314, SLG: 0.304 | | | | | | | | | | 5 | 0 | 1 | 0 | 0 | 0 | 3 | | | | | | | | |
| 24 Marlon Byrd, R (1.8) OBP: 0.350, SLG: 0.474 | | | | | | | | | | 5 | 0 | 0 | 1 | 0 | 1 | 3 | | | | | | | | |
| 21 Tyler Colvin, L (1.7) OBP: 0.313, SLG: 0.554 | | | | | | | | | | 4 | 0 | 0 | 0 | 0 | 1 | 2 | | | | | | | | |
| 22 Xavier Nady, R (1.3) OBP: 0.306, SLG: 0.369 | | | | | | | | | | 3 | 2 | 1 | 0 | 0 | 2 | 0 | | | | | | | | |
| 16 Aramis Ramirez, R (1.5) OBP: 0.243, SLG: 0.296 | | | | | | | | | | 4 | 1 | 1 | 0 | 0 | 0 | 1 | | | | | | | | |
| 13 Starlin Castro, R (1.6) OBP: 0.340, SLG: 0.379 | | | | | | | | | | 4 | 1 | 1 | 2 | 0 | 2 | 1 | | | | | | | | |
| 18 Geovany Soto, R (1.2) OBP: 0.404, SLG: 0.468 | | | | | | | | | | 4 | 2 | 3 | 2 | 0 | 1 | 0 | | | | | | | | |
| 32 Tom Gorzelanny, R (1.1) ERA: 4.16 | | | | | | | | | | 1 | 0 | 0 | 0 | 0 | 0 | 0 | | | | | | | | |
| 17 Mike Fontenot, L (6.1) OBP: 0.300, SLG: 0.420 | | | | | | | | | | 0 | 0 | 0 | 0 | 0 | 0 | 0 | | | | | | | | |
| 48 Andrew Cashner, R (6.1) ERA: 5.08 | | | | | | | | | | 0 | 0 | 0 | 0 | 0 | 0 | 0 | | | | | | | | |
| 40 James Russell, L (6.1) ERA: 4.18 | | | | | | | | | | 0 | 0 | 0 | 0 | 0 | 0 | 0 | | | | | | | | |
| 64 Justin Berg, R (6.1) ERA: 6.14 | | | | | | | | | | 0 | 0 | 0 | 0 | 0 | 0 | 0 | | | | | | | | |
| 45 Sean Marshall, L (7.1) ERA: 2.03 | | | | | | | | | | 0 | 0 | 0 | 0 | 0 | 0 | 0 | | | | | | | | |
| 12 Alfonso Soriano, R (9.1) OBP: 0.303, SLG: 0.398 | | | | | | | | | | 1 | 1 | 1 | 2 | 0 | 0 | 0 | | | | | | | | |
| 49 Carlos Marmol, R (9.1) ERA: 9.04 | | | | | | | | | | 0 | 0 | 0 | 0 | 0 | 0 | 0 | | | | | | | | |
| Inning Stats | R: 1 E: 0 K: 2 S: 11 | H: 1 LOB: 0 BB: 0 P: 19 | R: 3 E: 0 K: 1 S: 13 | H: 4 LOB: 1 BB: 0 P: 20 | R: 0 E: 0 K: 1 S: 6 | H: 0 LOB: 0 BB: 0 P: 11 | R: 0 E: 0 K: 2 S: 8 | H: 0 LOB: 0 BB: 0 P: 14 | R: 1 E: 0 K: 0 S: 10 | H: 2 LOB: 1 BB: 0 P: 17 | R: 2 E: 0 K: 0 S: 11 | H: 2 LOB: 1 BB: 0 P: 19 | R: 0 E: 0 K: 0 S: 7 | H: 0 LOB: 1 BB: 1 P: 15 | R: 0 E: 0 K: 2 S: 9 | H: 0 LOB: 0 BB: 0 P: 11 | R: 2 E: 0 K: 0 S: 12 | H: 2 LOB: 0 BB: 1 P: 20 | 1B: 6 2B: 3 3B: 1 HR: 2 | SF: 0 SAC: 1 DP: 1 HBP: 1 | WP: 0 PB: 0 SB: 0 CS: 1 | PA: 40 | | |
| PITCHER | IP WLS BF H R ER SO BB IBB HBP BLK WP HR S P ERA WHIP | 5.2 L 27 9 7 7 6 0 0 0 1 0 0 1 58 97 11.12 1.588 | 0.1 0 0 0 0 0 0 0 0 0 0 0 0 7 15 0.00 1.000 | 1.0 4 0 0 0 0 1 0 0 0 0 0 0 9 11 0.00 0.000 | 1.0 5 2 2 2 0 1 0 0 0 0 0 1 12 20 18.00 3.000 | | | | | | | | | | | | | | | | | | | |

Chicago Cubs @ Arizona Diamondbacks
 Chase Field, Phoenix, AZ
 Mon Jul 05 2010, 1:11 PM - 4:17 PM MST
 Att: 26,250 - Roof Closed - 76 F

| | |
|-----|----|
| AB | 35 |
| R | 9 |
| H | 11 |
| RBI | 9 |
| BB | 2 |
| SO | 8 |
| LOB | 11 |



| Batter | 1 | 2 | 3 | 4 | 5 | 6 | 7 | 8 | 9 | AB | R | H | RBI | BB | SO | LOB | BOTTOM | | | | | | |
|--|---|---|--|---|---|----------------------------------|-------------------------------|----------------------------------|-------------------------------|----------------------------------|-------------------------------|----------------------------------|-------------------------------|----------------------------------|------------------------------|----------------------------------|--|----------------------------------|----------------------------------|------------------------------------|----------------------------------|--------|--|
| 24 Chris Young, R (1.8) OBP: 0.332, SLG: 0.483 | | | | | | | | | | 3 | 2 | 2 | 0 | 2 | 0 | 0 | Chicago Cubs @ Arizona Diamondbacks Chase Field, Phoenix, AZ Mon Jul 05 2010, 1:11 PM - 4:17 PM MST Att: 26,250 - Roof Closed - 76 F | | | | | | |
| 2 Kelly Johnson, L (1.4) OBP: 0.387, SLG: 0.485 | | | | | | | | | | 3 | 0 | 1 | 2 | 1 | 1 | 1 | | | | | | | |
| 10 Justin Upton, R (1.9) OBP: 0.348, SLG: 0.451 | | | | | | | | | | 4 | 0 | 0 | 0 | 1 | 3 | 4 | | | | | | | |
| 26 Miguel Montero, L (1.2) OBP: 0.453, SLG: 0.562 | | | | | | | | | | 2 | 0 | 0 | 1 | 2 | 1 | 1 | | | | | | | |
| 27 Mark Reynolds, R (1.5) OBP: 0.334, SLG: 0.484 | | | | | | | | | | 2 | 0 | 0 | 0 | 2 | 1 | 3 | | | | | | | |
| 25 Adam LaRoche, L (1.3) OBP: 0.333, SLG: 0.462 | | | | | | | | | | 4 | 1 | 1 | 1 | 0 | 2 | 6 | | | | | | | |
| 6 Stephen Drew, L (1.6) OBP: 0.334, SLG: 0.407 | | | | | | | | | | 4 | 0 | 1 | 0 | 0 | 0 | 1 | | | | | | | |
| 5 Cole Gillespie, R (1.7) OBP: 0.302, SLG: 0.390 | | | | | | | | | | 3 | 1 | 0 | 0 | 1 | 2 | 1 | | | | | | | |
| 31 Ian Kennedy, R (1.1) ERA: 3.31 | | | | | | | | | | 2 | 0 | 0 | 0 | 0 | 1 | 0 | | | | | | | |
| 32 Estimering Vasquez, R (6.1) ERA: 2.93 | | | | | | | | | | 0 | 0 | 0 | 0 | 0 | 0 | 0 | | | | | | | |
| 48 Andrew Cashner, R (6.1) ERA: 5.08 | | | | | | | | | | 0 | 0 | 0 | 0 | 0 | 0 | 0 | | | | | | | |
| 40 James Russell, L (6.1) ERA: 4.18 | | | | | | | | | | 0 | 0 | 0 | 0 | 0 | 0 | 0 | | | | | | | |
| 64 Justin Berg, R (6.1) ERA: 6.14 | | | | | | | | | | 0 | 0 | 0 | 0 | 0 | 0 | 0 | | | | | | | |
| 45 Sean Marshall, L (7.1) ERA: 2.03 | | | | | | | | | | 0 | 0 | 0 | 0 | 0 | 0 | 0 | | | | | | | |
| 4 Rusty Ryan, R (8.1) OBP: 0.303, SLG: 0.398 | | | | | | | | | | 1 | 0 | 0 | 0 | 0 | 1 | 0 | | | | | | | |
| 58 Juan Gutierrez, R (9.1) ERA: 9.04 | | | | | | | | | | 0 | 0 | 0 | 0 | 0 | 0 | 0 | | | | | | | |
| Inning Stats | R: 0 E: 0 K: 1 S: 15 | H: 1 LOB: 3 BB: 2 P: 29 | R: 0 E: 0 K: 0 S: 6 | H: 1 LOB: 0 BB: 0 P: 8 | R: 1 E: 0 K: 0 S: 18 | H: 0 LOB: 1 BB: 3 P: 32 | R: 1 E: 0 K: 2 S: 11 | H: 1 LOB: 0 BB: 0 P: 16 | R: 1 E: 0 K: 1 S: 11 | H: 2 LOB: 2 BB: 1 P: 19 | R: 1 E: 0 K: 1 S: 13 | H: 1 LOB: 2 BB: 2 P: 30 | R: 0 E: 0 K: 2 S: 10 | H: 0 LOB: 1 BB: 1 P: 17 | R: 0 E: 0 K: 2 S: 9 | H: 0 LOB: 0 BB: 0 P: 13 | R: 0 E: 0 K: 3 S: 10 | H: 0 LOB: 0 BB: 0 P: 12 | 1B: 4 2B: 0 3B: 1 HR: 1 | SF: 2 SAC: 0 DP: 2 HBP: 0 | WP: 0 PB: 0 SB: 2 CS: 0 | PA: 40 | |
| PITCHER | IP WLS BF H R ER SO BB IBB HBP BLK WP HR S P ERA WHIP | 5.0 W 24 9 3 3 4 0 0 0 0 0 0 7 20 27.00 9.000 | 0.1 4 1 1 1 0 2 0 0 0 0 0 0 7 20 27.00 9.000 | 1.0 5 0 0 0 0 1 0 0 0 0 0 9 11 0.00 0.000 | 1.0 5 2 2 2 0 1 0 0 0 0 0 1 12 20 18.00 3.000 | | | | | | | | | | | | | | | | | | |

Chicago Cubs @ Arizona Diamondbacks
 Chase Field, Phoenix, AZ
 Mon Jul 05 2010, 1:11 PM - 4:17 PM MST
 Att: 26,250 - Roof Closed - 76 F


| | |
|-----|----|
| AB | 29 |
| R | 4 |
| H | 6 |
| RBI | 4 |
| BB | 9 |
| SO | 12 |
| LOB | 17 |



| Batter | 1 | 2 | 3 | 4 | 5 | 6 | 7 | 8 | 9 | AB | R | H | RBI | BB | SO | LOB | TOP | | | | | |
|---|--|---|---|---|---|---|-------------------------------|----------------------------------|------------------------------|----------------------------------|-------------------------------|----------------------------------|-------------------------------|----------------------------------|-------------------------------|----------------------------------|------------------------------|----------------------------------|----------------------------------|------------------------------------|----------------------------------|--------|
| 1 Kosuke Fukudome, L (1,9) OBP: 0.362, SLG: 0.440 | | | | | | | | | | 5 | 1 | 1 | 1 | 0 | 3 | 2 | | | | | | |
| 2 Ryan Theriot, R (1,4) OBP: 0.315, SLG: 0.309 | | | | | | | | | | 5 | 0 | 2 | 1 | 0 | 0 | 0 | | | | | | |
| 25 Derrek Lee, R (1,3) OBP: 0.327, SLG: 0.370 | | | | | | | | | | 5 | 1 | 2 | 0 | 0 | 1 | 2 | | | | | | |
| 21 Tyler Colvin, L (1,8) OBP: 0.317, SLG: 0.550 | | | | | | | | | | 3 | 1 | 1 | 0 | 1 | 1 | 2 | | | | | | |
| 16 Aramis Ramirez, R (1,5) OBP: 0.247, SLG: 0.327 | | | | | | | | | | 4 | 2 | 2 | 4 | 0 | 0 | 1 | | | | | | |
| 12 Alfonso Soriano, R (1,7) OBP: 0.345, SLG: 0.539 | | | | | | | | | | 3 | 0 | 0 | 0 | 1 | 2 | 0 | | | | | | |
| 13 Starlin Castro, R (1,6) OBP: 0.338, SLG: 0.387 | | | | | | | | | | 4 | 0 | 1 | 0 | 0 | 1 | 1 | | | | | | |
| 18 Geovany Soto, R (1,2) OBP: 0.406, SLG: 0.474 | | | | | | | | | | 4 | 1 | 2 | 0 | 0 | 1 | 1 | | | | | | |
| 52 Carlos Silva, R (1,1) OBP: 0.161, SLG: 0.107 | | | | | | | | | | 2 | 0 | 0 | 0 | 0 | 0 | 1 | | | | | | |
| 22 Xavier Nady, R (7,PH) OBP: 0.311, SLG: 0.369 | | | | | | | | | | 0 | 0 | 0 | 0 | 1 | 0 | 0 | | | | | | |
| 45 Sean Marshall, L (7,1) OBP: 0.311, SLG: 0.369 | | | | | | | | | | 1 | 0 | 0 | 0 | 0 | 1 | 1 | | | | | | |
| 49 Carlos Marmol, R (8,1) OBP: 0.311, SLG: 0.369 | | | | | | | | | | 0 | 0 | 0 | 0 | 0 | 0 | 0 | | | | | | |
| Inning Stats | R: 0 E: 0 K: 1 S: 10 | H: 1 LOB: 1 BB: 0 P: 13 | R: 0 E: 0 K: 2 S: 11 | H: 0 LOB: 0 BB: 0 P: 16 | R: 0 E: 0 K: 1 S: 6 | H: 0 LOB: 0 BB: 0 P: 8 | R: 0 E: 0 K: 0 S: 10 | H: 1 LOB: 1 BB: 0 P: 14 | R: 0 E: 0 K: 0 S: 8 | H: 1 LOB: 1 BB: 1 P: 13 | R: 3 E: 0 K: 2 S: 13 | H: 4 LOB: 0 BB: 0 P: 19 | R: 1 E: 0 K: 2 S: 13 | H: 2 LOB: 2 BB: 1 P: 21 | R: 2 E: 0 K: 2 S: 16 | H: 2 LOB: 1 BB: 1 P: 27 | R: 0 E: 0 K: 0 S: 9 | H: 0 LOB: 0 BB: 0 P: 10 | 1B: 4 2B: 3 3B: 1 HR: 3 | SF: 0 SAC: 0 DP: 1 HBP: 0 | WP: 2 PB: 0 SB: 0 CS: 0 | PA: 39 |
| PITCHER | IP: 5.2 WLS: L BF: 23 H: 7 R: 3 ER: 3 SO: 5 BB: 1 IBB: 0 HBP: 0 BLK: 0 WP: 0 HR: 2 S: 55 P: 78 ERA: 4.76 WHIP: 1.412 | IP: 0.2 WLS: L BF: 4 H: 1 R: 1 ER: 1 SO: 1 BB: 0 IBB: 0 HBP: 0 BLK: 0 WP: 0 HR: 0 S: 7 P: 15 ERA: 13.50 WHIP: 3.000 | IP: 0.1 WLS: L BF: 1 H: 0 R: 0 ER: 0 SO: 1 BB: 0 IBB: 0 HBP: 0 BLK: 0 WP: 0 HR: 3 S: 4 P: 4 ERA: 0.00 WHIP: 0.000 | IP: 0.1 WLS: L BF: 2 H: 1 R: 0 ER: 0 SO: 1 BB: 0 IBB: 0 HBP: 0 BLK: 0 WP: 0 HR: 6 S: 7 P: 7 ERA: 0.00 WHIP: 3.000 | IP: 1.0 WLS: L BF: 6 H: 2 R: 2 ER: 2 SO: 2 BB: 1 IBB: 0 HBP: 0 BLK: 0 WP: 0 HR: 16 S: 27 P: 27 ERA: 18.00 WHIP: 3.000 | IP: 9.1 WLS: L BF: 3 H: 0 R: 0 ER: 0 SO: 0 BB: 0 IBB: 0 HBP: 0 BLK: 0 WP: 0 HR: 9 S: 10 P: 10 ERA: 0.00 WHIP: 0.000 | | | | | | | | | | | | | | | | |

Chicago Cubs @ Arizona Diamondbacks
Chase Field, Phoenix, AZ
Tue Jul 06 2010, 6:41 PM - 9:23 PM MST
Att: 20,093 - Roof Closed - 78 F


AB 36
R 6
H 11
RBI 6
BB 3
SO 10
LOB 11



| Batter | 1 | 2 | 3 | 4 | 5 | 6 | 7 | 8 | 9 | AB | R | H | RBI | BB | SO | LOB | BOTTOM | | | | | |
|---|--|--|---|---|-------------------------------|----------------------------------|------------------------------|----------------------------------|------------------------------|---------------------------------|-------------------------------|----------------------------------|------------------------------|---------------------------------|-------------------------------|----------------------------------|-------------------------------|----------------------------------|----------------------------------|------------------------------------|----------------------------------|--------|
| 24 Chris Young, R (1,8) OBP: 0.328, SLG: 0.477 | | | | | | | | | | 4 | 1 | 0 | 0 | 0 | 0 | 1 | | | | | | |
| 2 Kelly Johnson, L (1,4) OBP: 0.368, SLG: 0.495 | | | | | | | | | | 4 | 1 | 2 | 2 | 0 | 0 | 0 | | | | | | |
| 10 Justin Upton, R (1,9) OBP: 0.349, SLG: 0.451 | | | | | | | | | | 4 | 0 | 2 | 1 | 0 | 1 | 0 | | | | | | |
| 26 Miguel Montero, L (1,2) OBP: 0.444, SLG: 0.545 | | | | | | | | | | 4 | 0 | 1 | 0 | 0 | 2 | 2 | | | | | | |
| 27 Mark Reynolds, R (1,5) OBP: 0.333, SLG: 0.478 | | | | | | | | | | 3 | 1 | 0 | 0 | 1 | 2 | 4 | | | | | | |
| 25 Adam LaRoche, L (1,3) OBP: 0.332, SLG: 0.463 | | | | | | | | | | 4 | 0 | 1 | 0 | 0 | 2 | 2 | | | | | | |
| 6 Stephen Drew, L (1,6) OBP: 0.330, SLG: 0.403 | | | | | | | | | | 3 | 0 | 0 | 1 | 0 | 1 | 1 | | | | | | |
| 8 Gerardo Parra, L (1,7) OBP: 0.302, SLG: 0.396 | | | | | | | | | | 2 | 0 | 0 | 0 | 0 | 0 | 1 | | | | | | |
| 3 Tony Abreu, S (8,PH) OBP: 0.256, SLG: 0.301 | | | | | | | | | | 1 | 0 | 0 | 0 | 0 | 1 | 0 | | | | | | |
| 55 Blaine Boyer, R (9,1) OBP: 0.352, SLG: 0.435 | | | | | | | | | | 0 | 0 | 0 | 0 | 0 | 0 | 0 | | | | | | |
| 19 Chris Snyder, R (9,PH) OBP: 0.352, SLG: 0.435 | | | | | | | | | | 1 | 0 | 0 | 0 | 0 | 0 | 1 | | | | | | |
| 54 Barry Enright, R (1,1) OBP: 0.161, SLG: 0.107 | | | | | | | | | | 2 | 0 | 0 | 0 | 0 | 0 | 0 | | | | | | |
| 38 Sam Demel, R (8,1) OBP: 0.311, SLG: 0.369 | | | | | | | | | | 0 | 0 | 0 | 0 | 0 | 0 | 0 | | | | | | |
| 39 Jordan Norberto, L (7,1) OBP: 0.311, SLG: 0.369 | | | | | | | | | | 0 | 0 | 0 | 0 | 0 | 0 | 0 | | | | | | |
| 32 Esmerling Vasquez, R (7,1) OBP: 0.311, SLG: 0.369 | | | | | | | | | | 0 | 0 | 0 | 0 | 0 | 0 | 0 | | | | | | |
| 22 Aaron Heilman, R (8,1) OBP: 0.311, SLG: 0.369 | | | | | | | | | | 0 | 0 | 0 | 0 | 0 | 0 | 0 | | | | | | |
| 4 Rusty Ryan, R (8,PH) OBP: 0.307, SLG: 0.411 | | | | | | | | | | 2 | 1 | 1 | 0 | 0 | 1 | 1 | | | | | | |
| Inning Stats | R: 0 E: 0 K: 0 S: 7 | H: 0 LOB: 0 BB: 0 P: 12 | R: 1 E: 0 K: 0 S: 11 | H: 1 LOB: 1 BB: 1 P: 16 | R: 0 E: 0 K: 0 S: 10 | H: 0 LOB: 0 BB: 0 P: 12 | R: 0 E: 0 K: 1 S: 8 | H: 2 LOB: 1 BB: 0 P: 15 | R: 0 E: 0 K: 0 S: 4 | H: 0 LOB: 0 BB: 0 P: 6 | R: 1 E: 0 K: 2 S: 10 | H: 1 LOB: 0 BB: 0 P: 13 | R: 0 E: 0 K: 1 S: 8 | H: 0 LOB: 0 BB: 0 P: 9 | R: 2 E: 1 K: 3 S: 21 | H: 3 LOB: 2 BB: 0 P: 30 | R: 0 E: 0 K: 3 S: 16 | H: 0 LOB: 1 BB: 0 P: 18 | 1B: 4 2B: 2 3B: 0 HR: 1 | SF: 1 SAC: 0 DP: 1 HBP: 0 | WP: 2 PB: 0 SB: 0 CS: 0 | PA: 36 |
| PITCHER | IP: 6.0 WLS: W BF: 22 H: 4 R: 2 ER: 2 SO: 2 BB: 1 IBB: 0 HBP: 0 BLK: 0 WP: 1 HR: 1 S: 50 P: 74 ERA: 3.00 WHIP: 0.833 | IP: 1.1 WLS: H BF: 7 H: 2 R: 2 ER: 1 SO: 2 BB: 0 IBB: 0 HBP: 0 BLK: 0 WP: 0 HR: 20 S: 26 P: 26 ERA: 6.75 WHIP: 1.500 | IP: 1.2 WLS: S BF: 7 H: 1 R: 0 ER: 0 SO: 5 BB: 0 IBB: 0 HBP: 0 BLK: 0 WP: 1 HR: 0 S: 25 P: 31 ERA: 0.00 WHIP: 0.600 | IP: 9.1 WLS: L BF: 3 H: 0 R: 0 ER: 0 SO: 0 BB: 0 IBB: 0 HBP: 0 BLK: 0 WP: 0 HR: 9 S: 10 P: 10 ERA: 0.00 WHIP: 0.000 | | | | | | | | | | | | | | | | | | |

Chicago Cubs @ Arizona Diamondbacks
Chase Field, Phoenix, AZ
Tue Jul 06 2010, 6:41 PM - 9:23 PM MST
Att: 20,093 - Roof Closed - 78 F

AB 34
R 4
H 7
RBI 4
BB 1
SO 10
LOB 13



| Batter | 1 | 2 | 3 | 4 | 5 | 6 | 7 | 8 | 9 | AB | R | H | RBI | BB | SO | LOB | TOP | | | | | | | |
|---|---|---|---|---|---|---|---|---|---|---|---|---|---|---|---|---|---|---|---|---|---|---|---|---|
| 1 Kosuke Fukudome, L (1.9) OBP: 0.359, SLG: 0.431 | | | | | | | | | | 4 | 0 | 0 | 0 | 1 | 0 | 2 | | | | | | | | |
| 2 Ryan Theriot, R (1.4) OBP: 0.317, SLG: 0.310 | | | | | | | | | | 5 | 2 | 2 | 0 | 0 | 0 | 1 | | | | | | | | |
| 25 Derrek Lee, R (1.3) OBP: 0.331, SLG: 0.372 | | | | | | | | | | 4 | 2 | 2 | 0 | 1 | 1 | 1 | | | | | | | | |
| 24 Marlon Byrd, R (1.8) OBP: 0.351, SLG: 0.476 | | | | | | | | | | 5 | 2 | 2 | 1 | 0 | 1 | 4 | | | | | | | | |
| 16 Aramis Ramirez, R (1.5) OBP: 0.250, SLG: 0.342 | | | | | | | | | | 5 | 2 | 2 | 3 | 0 | 0 | 3 | | | | | | | | |
| 12 Alfonso Soriano, R (1.7) OBP: 0.348, SLG: 0.539 | | | | | | | | | | 2 | 0 | 1 | 1 | 0 | 1 | 0 | | | | | | | | |
| 21 Tyler Colvin, L (5.7) OBP: 0.314, SLG: 0.544 | | | | | | | | | | 2 | 0 | 0 | 0 | 0 | 0 | 1 | | | | | | | | |
| 13 Starlin Castro, R (1.6) OBP: 0.335, SLG: 0.382 | | | | | | | | | | 5 | 0 | 1 | 2 | 0 | 1 | 3 | | | | | | | | |
| 18 Geovany Soto, R (1.2) OBP: 0.408, SLG: 0.469 | | | | | | | | | | 2 | 0 | 0 | 0 | 2 | 0 | 0 | | | | | | | | |
| 46 Ryan Dempster, R (1.1) OBP: 0.352, SLG: 0.492 | | | | | | | | | | 3 | 0 | 0 | 1 | 0 | 0 | 5 | | | | | | | | |
| 40 James Russell, L (6.1) OBP: 0.333, SLG: 0.493 | | | | | | | | | | 0 | 0 | 0 | 0 | 0 | 0 | 0 | | | | | | | | |
| 48 Andrew Cashner, R (6.1) ERA: 2.65 | | | | | | | | | | 0 | 0 | 0 | 0 | 0 | 0 | 0 | | | | | | | | |
| 17 Mike Fontenot, L (6.9) OBP: 0.346, SLG: 0.529 | | | | | | | | | | 0 | 0 | 0 | 0 | 0 | 0 | 0 | | | | | | | | |
| 45 Sean Marshall, L (8.1) ERA: 2.13 | | | | | | | | | | 0 | 0 | 0 | 0 | 0 | 0 | 0 | | | | | | | | |
| 64 Justin Berg, R (9.1) ERA: 5.74 | | | | | | | | | | 0 | 0 | 0 | 0 | 0 | 0 | 0 | | | | | | | | |
| Inning Stats | R: 0 E: 0 K: 0 S: 13 | H: 0 LOB: 1 BB: 1 P: 21 | R: 0 E: 0 K: 1 S: 6 | H: 0 LOB: 0 BB: 0 P: 9 | R: 0 E: 0 K: 1 S: 8 | H: 0 LOB: 1 BB: 1 P: 16 | R: 3 E: 0 K: 0 S: 20 | H: 4 LOB: 2 BB: 1 P: 29 | R: 2 E: 1 K: 0 S: 15 | H: 2 LOB: 3 BB: 1 P: 25 | R: 0 E: 0 K: 1 S: 9 | H: 0 LOB: 0 BB: 0 P: 12 | R: 0 E: 0 K: 1 S: 8 | H: 1 LOB: 1 BB: 0 P: 11 | R: 0 E: 0 K: 1 S: 8 | H: 0 LOB: 0 BB: 0 P: 10 | R: 3 E: 0 K: 2 S: 12 | H: 3 LOB: 0 BB: 0 P: 18 | 1B: 8 2B: 1 3B: 0 HR: 1 | SF: 0 SAC: 0 DP: 0 HBP: 1 | WP: 0 PB: 0 SB: 1 CS: 0 | PA: 43 | | |
| PITCHER | IP WLS BF H R ER SO BB IBB HBP BLK WP HR S P ERA WHIP | IP WLS BF H R ER SO BB IBB HBP BLK WP HR S P ERA WHIP | IP WLS BF H R ER SO BB IBB HBP BLK WP HR S P ERA WHIP | IP WLS BF H R ER SO BB IBB HBP BLK WP HR S P ERA WHIP | IP WLS BF H R ER SO BB IBB HBP BLK WP HR S P ERA WHIP | IP WLS BF H R ER SO BB IBB HBP BLK WP HR S P ERA WHIP | IP WLS BF H R ER SO BB IBB HBP BLK WP HR S P ERA WHIP | IP WLS BF H R ER SO BB IBB HBP BLK WP HR S P ERA WHIP | IP WLS BF H R ER SO BB IBB HBP BLK WP HR S P ERA WHIP | IP WLS BF H R ER SO BB IBB HBP BLK WP HR S P ERA WHIP | IP WLS BF H R ER SO BB IBB HBP BLK WP HR S P ERA WHIP | IP WLS BF H R ER SO BB IBB HBP BLK WP HR S P ERA WHIP | IP WLS BF H R ER SO BB IBB HBP BLK WP HR S P ERA WHIP | IP WLS BF H R ER SO BB IBB HBP BLK WP HR S P ERA WHIP | IP WLS BF H R ER SO BB IBB HBP BLK WP HR S P ERA WHIP | IP WLS BF H R ER SO BB IBB HBP BLK WP HR S P ERA WHIP | IP WLS BF H R ER SO BB IBB HBP BLK WP HR S P ERA WHIP | IP WLS BF H R ER SO BB IBB HBP BLK WP HR S P ERA WHIP | IP WLS BF H R ER SO BB IBB HBP BLK WP HR S P ERA WHIP | IP WLS BF H R ER SO BB IBB HBP BLK WP HR S P ERA WHIP | IP WLS BF H R ER SO BB IBB HBP BLK WP HR S P ERA WHIP | IP WLS BF H R ER SO BB IBB HBP BLK WP HR S P ERA WHIP | IP WLS BF H R ER SO BB IBB HBP BLK WP HR S P ERA WHIP | IP WLS BF H R ER SO BB IBB HBP BLK WP HR S P ERA WHIP |

Chicago Cubs @ Arizona Diamondbacks
Chase Field, Phoenix, AZ
Wed Jul 07 2010, 6:40 PM - 9:43 PM MST
Att: 20,898 - Roof Closed - 78 F

livebaseballscores.com

AB 38
R 8
H 10
RBI 8
BB 4
SO 5
LOB 20

| Batter | 1 | 2 | 3 | 4 | 5 | 6 | 7 | 8 | 9 | AB | R | H | RBI | BB | SO | LOB | BOTTOM | | | | | | | |
|--|---|---|---|---|---|---|---|---|---|---|---|---|---|---|---|---|---|---|---|---|---|---|---|---|
| 24 Chris Young, R (1.8) OBP: 0.329, SLG: 0.476 | | | | | | | | | | 5 | 0 | 2 | 2 | 0 | 1 | 0 | | | | | | | | |
| 2 Kelly Johnson, L (1.4) OBP: 0.386, SLG: 0.488 | | | | | | | | | | 4 | 0 | 0 | 0 | 1 | 1 | 4 | | | | | | | | |
| 10 Justin Upton, R (1.9) OBP: 0.347, SLG: 0.447 | | | | | | | | | | 5 | 0 | 1 | 0 | 0 | 1 | 2 | | | | | | | | |
| 26 Miguel Montero, L (1.2) OBP: 0.436, SLG: 0.531 | | | | | | | | | | 4 | 0 | 1 | 0 | 0 | 2 | 2 | | | | | | | | |
| 27 Mark Reynolds, R (1.5) OBP: 0.332, SLG: 0.479 | | | | | | | | | | 4 | 1 | 1 | 0 | 0 | 1 | 1 | | | | | | | | |
| 25 Adam LaRoche, L (1.3) OBP: 0.331, SLG: 0.460 | | | | | | | | | | 4 | 0 | 1 | 0 | 0 | 2 | 1 | | | | | | | | |
| 6 Stephen Drew, L (1.6) OBP: 0.335, SLG: 0.406 | | | | | | | | | | 3 | 1 | 2 | 0 | 0 | 0 | 0 | | | | | | | | |
| 8 Gerardo Parra, L (1.7) OBP: 0.301, SLG: 0.393 | | | | | | | | | | 4 | 1 | 1 | 0 | 0 | 1 | 4 | | | | | | | | |
| 36 Edwin Jackson, R (1.1) ERA: 3.61 | | | | | | | | | | 2 | 0 | 1 | 1 | 0 | 0 | 0 | | | | | | | | |
| 55 Blaine Boyer, R (6.1) ERA: 4.13 | | | | | | | | | | 0 | 0 | 0 | 0 | 0 | 0 | 0 | | | | | | | | |
| 48 Andrew Cashner, R (6.1) ERA: 2.65 | | | | | | | | | | 0 | 0 | 0 | 0 | 0 | 0 | 0 | | | | | | | | |
| 45 Sean Marshall, L (8.1) ERA: 2.13 | | | | | | | | | | 0 | 0 | 0 | 0 | 0 | 0 | 0 | | | | | | | | |
| 64 Justin Berg, R (9.1) ERA: 5.74 | | | | | | | | | | 0 | 0 | 0 | 0 | 0 | 0 | 0 | | | | | | | | |
| Inning Stats | R: 0 E: 0 K: 1 S: 9 | H: 3 LOB: 2 BB: 0 P: 21 | R: 0 E: 0 K: 1 S: 14 | H: 1 LOB: 2 BB: 1 P: 25 | R: 3 E: 0 K: 1 S: 16 | H: 4 LOB: 2 BB: 0 P: 27 | R: 0 E: 0 K: 2 S: 10 | H: 0 LOB: 0 BB: 0 P: 14 | R: 0 E: 1 K: 1 S: 13 | H: 1 LOB: 2 BB: 0 P: 18 | R: 0 E: 0 K: 2 S: 11 | H: 0 LOB: 0 BB: 0 P: 16 | R: 0 E: 0 K: 0 S: 5 | H: 1 LOB: 1 BB: 0 P: 6 | R: 0 E: 0 K: 1 S: 9 | H: 0 LOB: 0 BB: 0 P: 14 | 1B: 9 2B: 1 3B: 0 HR: 0 | SF: 0 SAC: 0 DP: 0 HBP: 1 | WP: 0 PB: 0 SB: 0 CS: 1 | PA: 39 | | | | |
| PITCHER | IP WLS BF H R ER SO BB IBB HBP BLK WP HR S P ERA WHIP | IP WLS BF H R ER SO BB IBB HBP BLK WP HR S P ERA WHIP | IP WLS BF H R ER SO BB IBB HBP BLK WP HR S P ERA WHIP | IP WLS BF H R ER SO BB IBB HBP BLK WP HR S P ERA WHIP | IP WLS BF H R ER SO BB IBB HBP BLK WP HR S P ERA WHIP | IP WLS BF H R ER SO BB IBB HBP BLK WP HR S P ERA WHIP | IP WLS BF H R ER SO BB IBB HBP BLK WP HR S P ERA WHIP | IP WLS BF H R ER SO BB IBB HBP BLK WP HR S P ERA WHIP | IP WLS BF H R ER SO BB IBB HBP BLK WP HR S P ERA WHIP | IP WLS BF H R ER SO BB IBB HBP BLK WP HR S P ERA WHIP | IP WLS BF H R ER SO BB IBB HBP BLK WP HR S P ERA WHIP | IP WLS BF H R ER SO BB IBB HBP BLK WP HR S P ERA WHIP | IP WLS BF H R ER SO BB IBB HBP BLK WP HR S P ERA WHIP | IP WLS BF H R ER SO BB IBB HBP BLK WP HR S P ERA WHIP | IP WLS BF H R ER SO BB IBB HBP BLK WP HR S P ERA WHIP | IP WLS BF H R ER SO BB IBB HBP BLK WP HR S P ERA WHIP | IP WLS BF H R ER SO BB IBB HBP BLK WP HR S P ERA WHIP | IP WLS BF H R ER SO BB IBB HBP BLK WP HR S P ERA WHIP | IP WLS BF H R ER SO BB IBB HBP BLK WP HR S P ERA WHIP | IP WLS BF H R ER SO BB IBB HBP BLK WP HR S P ERA WHIP | IP WLS BF H R ER SO BB IBB HBP BLK WP HR S P ERA WHIP | IP WLS BF H R ER SO BB IBB HBP BLK WP HR S P ERA WHIP | IP WLS BF H R ER SO BB IBB HBP BLK WP HR S P ERA WHIP | IP WLS BF H R ER SO BB IBB HBP BLK WP HR S P ERA WHIP |

Chicago Cubs @ Arizona Diamondbacks
Chase Field, Phoenix, AZ
Wed Jul 07 2010, 6:40 PM - 9:43 PM MST
Att: 20,898 - Roof Closed - 78 F

livebaseballscores.com

AB 37
R 3
H 10
RBI 3
BB 1
SO 10
LOB 16

| Batter | 1 | 2 | 3 | 4 | 5 | 6 | 7 | 8 | 9 | AB | R | H | RBI | BB | SO | LOB | TOP | | | |
|---|---|----------------------------------|--------------------------------------|----------------------------------|--------------------------------------|----------------------------------|---------------------------------------|----------------------------------|--------------------------------------|----------------------------------|--------------------------------------|---------------------------------|--------------------------------------|----------------------------------|---------------------------------------|----------------------------------|---|------------------------------------|----------------------------------|--------|
| 2 Ryan Theriot, R OBP: 0.316, SLG: 0.310 | | | | | | | | | | 4 | 0 | 1 | 0 | 0 | 2 | 0 | <p>Chicago Cubs @ Los Angeles Dodgers Dodger Stadium, Los Angeles, CA Thu Jul 08 2010, 7:12 PM - 9:26 PM PDT Att. 43,640 - Clear - 68 F</p> | | | |
| 24 Marlon Byrd, R OBP: 0.355, SLG: 0.480 | | | | | | | | | | 4 | 0 | 3 | 0 | 0 | 1 | 0 | | | | |
| 25 Derrek Lee, R OBP: 0.327, SLG: 0.367 | | | | | | | | | | 4 | 0 | 0 | 0 | 0 | 0 | 2 | | | | |
| 16 Aramis Ramirez, R OBP: 0.254, SLG: 0.350 | | | | | | | | | | 4 | 1 | 2 | 0 | 0 | 1 | 2 | | | | |
| 17 Mike Fontenot, L OBP: 0.348, SLG: 0.420 | | | | | | | | | | 0 | 0 | 0 | 0 | 0 | 0 | 0 | | | | |
| 18 Geovany Soto, R OBP: 0.407, SLG: 0.467 | | | | | | | | | | 3 | 0 | 1 | 1 | 0 | 1 | 0 | | | | |
| 1 Kosuke Fukudome, L OBP: 0.357, SLG: 0.429 | | | | | | | | | | 1 | 0 | 0 | 0 | 0 | 0 | 1 | | | | |
| 12 Alfonso Soriano, R OBP: 0.348, SLG: 0.548 | | | | | | | | | | 3 | 1 | 1 | 1 | 0 | 1 | 1 | | | | |
| 22 Xavier Nady, R OBP: 0.305, SLG: 0.361 | | | | | | | | | | 3 | 0 | 0 | 0 | 0 | 2 | 2 | | | | |
| 21 Tyler Colvin, L OBP: 0.314, SLG: 0.544 | | | | | | | | | | 0 | 0 | 0 | 0 | 0 | 0 | 0 | | | | |
| 13 Starlin Castro, R OBP: 0.330, SLG: 0.376 | | | | | | | | | | 3 | 0 | 0 | 0 | 0 | 2 | 0 | | | | |
| 36 Randy Wells, R OBP: 0.185, SLG: 0.192 | | | | | | | | | | 2 | 0 | 0 | 0 | 0 | 2 | 0 | | | | |
| 28 Jeff Baker, R OBP: 0.293, SLG: 0.390 | | | | | | | | | | 1 | 0 | 0 | 0 | 0 | 1 | 0 | | | | |
| 40 James Russell, L OBP: 0.314, SLG: 0.544 | | | | | | | | | | 0 | 0 | 0 | 0 | 0 | 0 | 0 | | | | |
| Inning Stats | R: 0 H: 1 E: 0 K: 2 S: 8 | H: 1 LOB: 1 BB: 0 P: 11 | R: 1 H: 1 E: 0 K: 2 S: 9 | H: 1 LOB: 0 BB: 0 P: 13 | R: 0 H: 2 E: 0 K: 1 S: 8 | H: 2 LOB: 1 BB: 0 P: 12 | R: 1 H: 2 E: 0 K: 1 S: 13 | H: 2 LOB: 1 BB: 0 P: 18 | R: 0 H: 0 E: 0 K: 2 S: 9 | H: 0 LOB: 0 BB: 0 P: 12 | R: 0 H: 1 E: 0 K: 0 S: 7 | H: 1 LOB: 0 BB: 0 P: 8 | R: 0 H: 0 E: 0 K: 2 S: 8 | H: 0 LOB: 0 BB: 0 P: 11 | R: 0 H: 0 E: 0 K: 1 S: 12 | H: 1 LOB: 1 BB: 0 P: 14 | 1B: 6 2B: 1 3B: 0 HR: 1 | SF: 0 SAC: 0 DP: 2 HBP: 0 | WP: 1 PB: 0 SB: 0 CS: 1 | PA: 32 |
| PITCHER | IP WLS BF H R ER SO BB IBB HBP BLK WP HR S P ERA WHIP | | | | | | | | | | | | | | | | | | | |
| 22 Clayton Kershaw, L ERA: 2.96 | 8.0 W 28 7 2 2 12 0 0 0 0 1 1 70 97 2.25 0.875 | | | | | | | | | | | | | | | | | | | |
| 51 Jonathan Broxton, R ERA: 1.93 | 1.0 S 4 1 0 0 1 0 0 0 0 0 0 0 12 14 0.00 1.000 | | | | | | | | | | | | | | | | | | | |

Chicago Cubs @ Los Angeles Dodgers
Dodger Stadium, Los Angeles, CA
Thu Jul 08 2010, 7:12 PM - 9:26 PM PDT
Att. 43,640 - Clear - 68 F

livebaseballscorecards.com

AB 32
R 2
H 8
RBI 2
BB 0
SO 13
LOB 8

| Batter | 1 | 2 | 3 | 4 | 5 | 6 | 7 | 8 | 9 | AB | R | H | RBI | BB | SO | LOB | BOTTOM | |
|---|---|----------------------------------|--------------------------------------|----------------------------------|---------------------------------------|----------------------------------|--------------------------------------|----------------------------------|--------------------------------------|----------------------------------|--------------------------------------|---------------------------------|--------------------------------------|----------------------------------|----------------------------------|------------------------------------|---|--------|
| 15 Rafael Furcal, S OBP: 0.386, SLG: 0.522 | | | | | | | | | | 3 | 2 | 3 | 2 | 0 | 0 | 0 | <p>Chicago Cubs @ Los Angeles Dodgers Dodger Stadium, Los Angeles, CA Thu Jul 08 2010, 7:12 PM - 9:26 PM PDT Att. 43,640 - Clear - 68 F</p> | |
| 27 Matt Kemp, R OBP: 0.322, SLG: 0.478 | | | | | | | | | | 3 | 0 | 0 | 0 | 1 | 1 | 3 | | |
| 16 Andre Ethier, L OBP: 0.373, SLG: 0.557 | | | | | | | | | | 4 | 0 | 0 | 0 | 0 | 1 | 3 | | |
| 7 James Loney, L OBP: 0.358, SLG: 0.433 | | | | | | | | | | 4 | 0 | 2 | 1 | 0 | 1 | 0 | | |
| 23 Casey Blake, R OBP: 0.332, SLG: 0.422 | | | | | | | | | | 4 | 0 | 0 | 0 | 0 | 1 | 2 | | |
| 30 Xavier Paul, L OBP: 0.291, SLG: 0.338 | | | | | | | | | | 3 | 0 | 0 | 0 | 0 | 1 | 1 | | |
| 5 Reed Johnson, R OBP: 0.316, SLG: 0.386 | | | | | | | | | | 0 | 0 | 0 | 0 | 0 | 0 | 0 | | |
| 55 Russell Martin, R OBP: 0.350, SLG: 0.327 | | | | | | | | | | 3 | 1 | 1 | 0 | 0 | 1 | 0 | | |
| 33 Blake DeWitt, L OBP: 0.357, SLG: 0.374 | | | | | | | | | | 3 | 0 | 0 | 0 | 0 | 1 | 1 | | |
| 14 Jamey Carroll, R OBP: 0.389, SLG: 0.329 | | | | | | | | | | 0 | 0 | 0 | 0 | 0 | 0 | 0 | | |
| 22 Clayton Kershaw, L OBP: 0.094, SLG: 0.095 | | | | | | | | | | 2 | 0 | 0 | 0 | 0 | 1 | 0 | | |
| 51 Jonathan Broxton, R ERA: 3.96 | | | | | | | | | | 0 | 0 | 0 | 0 | 0 | 0 | 0 | | |
| Inning Stats | R: 1 H: 2 E: 0 K: 0 S: 9 | H: 2 LOB: 1 BB: 1 P: 20 | R: 0 H: 0 E: 0 K: 2 S: 9 | H: 0 LOB: 0 BB: 0 P: 12 | R: 0 H: 1 E: 0 K: 2 S: 13 | H: 1 LOB: 0 BB: 0 P: 17 | R: 0 H: 0 E: 0 K: 0 S: 6 | H: 0 LOB: 0 BB: 0 P: 10 | R: 0 H: 1 E: 0 K: 2 S: 9 | H: 1 LOB: 0 BB: 0 P: 14 | R: 2 H: 2 E: 0 K: 0 S: 5 | H: 2 LOB: 0 BB: 0 P: 7 | R: 0 H: 0 E: 0 K: 1 S: 6 | H: 0 LOB: 0 BB: 0 P: 11 | 1B: 4 2B: 1 3B: 0 HR: 1 | SF: 0 SAC: 1 DP: 1 HBP: 1 | WP: 0 PB: 0 SB: 1 CS: 0 | PA: 32 |
| PITCHER | IP WLS BF H R ER SO BB IBB HBP BLK WP HR S P ERA WHIP | | | | | | | | | | | | | | | | | |
| 36 Randy Wells, R ERA: 4.61 | 7.0 L 29 6 3 3 7 1 0 0 0 0 1 1 66 106 3.86 1.000 | | | | | | | | | | | | | | | | | |
| 40 James Russell, L ERA: 3.96 | 1.0 3 0 0 0 1 0 0 0 0 0 0 0 6 11 0.00 0.000 | | | | | | | | | | | | | | | | | |

Chicago Cubs @ Los Angeles Dodgers
Dodger Stadium, Los Angeles, CA
Thu Jul 08 2010, 7:12 PM - 9:26 PM PDT
Att. 43,640 - Clear - 68 F

livebaseballscorecards.com

AB 29
R 3
H 6
RBI 3
BB 1
SO 8
LOB 10

| Batter | 1 | 2 | 3 | 4 | 5 | 6 | 7 | 8 | 9 | AB | R | H | RBI | BB | SO | LOB | TOP | | | |
|---|---|---|---|---|---|---|---|---|---|---|---|---|---|---|---|---|---|------------------------------------|----------------------------------|--------|
| 1 Kosuke Fukudome, L OBP: 0.354, SLG: 0.424 | G1-3 | | K | K | | G3 | | | 2 16 3B | 5 | 1 | 1 | 0 | 0 | 2 | 1 | Chicago Cubs @ Los Angeles Dodgers Dodger Stadium, Los Angeles, CA Fri Jul 09 2010, 7:11 PM - 10:12 PM PDT Att: 43,790 - Clear - 69 F | | | |
| 2 Ryan Theriot, R OBP: 0.314, SLG: 0.308 | G6-3 | | G6-3 | | K2-3 | | L4 | | G4-3 | 5 | 0 | 1 | 0 | 0 | 1 | 1 | | | | |
| 25 Derrek Lee, R OBP: 0.328, SLG: 0.366 | G6-3 | | 16 1B | 24 1B | | 16 2B | 24 G6-3 | | K | 4 | 2 | 1 | 0 | 1 | 1 | 2 | | | | |
| 16 Aramis Ramirez, R OBP: 0.265, SLG: 0.370 | | 21 BB | 24 1B | 21 BB | 24 1B | 21 WP | | | 24 1B | 4 | 2 | 3 | 1 | 1 | 1 | 0 | | | | |
| 24 Marlon Byrd, R OBP: 0.362, SLG: 0.485 | G3-1 | | G6-3 | | G6-3 | | | | 21 BB | 5 | 1 | 4 | 3 | 0 | 0 | 1 | | | | |
| 21 Tyler Colvin, L OBP: 0.321, SLG: 0.546 | G3-1 | | 17 G3-1 | | K2-3 | | | | 21 DI | 3 | 1 | 1 | 0 | 2 | 2 | 2 | | | | |
| 17 Mike Fontenot, L OBP: 0.341, SLG: 0.412 | G3-1 | | G3-1 | | G6-3 | | | | 55 WP | 3 | 0 | 0 | 1 | 0 | 1 | 5 | | | | |
| 28 Jeff Baker, R OBP: 0.281, SLG: 0.387 | G3-1 | | K | | G6-3 | | | | 55 SF8 | 1 | 0 | 0 | 0 | 0 | 1 | 2 | | | | |
| 55 Koyie Hill, S OBP: 0.253, SLG: 0.281 | K | | K | | G3-1 | | | | K | 3 | 0 | 0 | 1 | 0 | 1 | 2 | | | | |
| 30 Ted Lilly, L 60 Mitch Atkins, R 22 Xavier Nady, R 62 Bob Howry, L 12 Alfonso Soriano, R 64 Justin Berg, R | K | | K | | K | | E9 | | K | 2 | 0 | 0 | 0 | 0 | 0 | 2 | | | | |
| Inning Stats | R: 0 E: 0 K: 0 S: 8 | H: 1 LOB: 0 BB: 0 P: 12 | R: 1 E: 0 K: 2 S: 11 | H: 1 LOB: 2 BB: 2 P: 23 | R: 1 E: 0 K: 2 S: 16 | H: 3 LOB: 3 BB: 1 P: 27 | R: 0 E: 0 K: 2 S: 7 | H: 0 LOB: 0 BB: 0 P: 10 | R: 1 E: 0 K: 2 S: 14 | H: 1 LOB: 1 BB: 1 P: 22 | R: 0 E: 0 K: 1 S: 9 | H: 0 LOB: 0 BB: 0 P: 13 | R: 2 E: 0 K: 2 S: 13 | H: 2 LOB: 0 BB: 0 P: 22 | R: 2 E: 0 K: 2 S: 15 | H: 3 LOB: 1 BB: 0 P: 23 | 1B: 8 2B: 2 3B: 1 HR: 0 | SF: 1 SAC: 0 DP: 1 HBP: 0 | WP: 2 PB: 0 SB: 1 CS: 0 | PA: 42 |
| PITCHER | IP WLS BF H R ER SO BB IBB HBP BLK WP HR S P ERA WHIP | IP WLS BF H R ER SO BB IBB HBP BLK WP HR S P ERA WHIP | IP WLS BF H R ER SO BB IBB HBP BLK WP HR S P ERA WHIP | IP WLS BF H R ER SO BB IBB HBP BLK WP HR S P ERA WHIP | IP WLS BF H R ER SO BB IBB HBP BLK WP HR S P ERA WHIP | IP WLS BF H R ER SO BB IBB HBP BLK WP HR S P ERA WHIP | IP WLS BF H R ER SO BB IBB HBP BLK WP HR S P ERA WHIP | IP WLS BF H R ER SO BB IBB HBP BLK WP HR S P ERA WHIP | IP WLS BF H R ER SO BB IBB HBP BLK WP HR S P ERA WHIP | IP WLS BF H R ER SO BB IBB HBP BLK WP HR S P ERA WHIP | IP WLS BF H R ER SO BB IBB HBP BLK WP HR S P ERA WHIP | IP WLS BF H R ER SO BB IBB HBP BLK WP HR S P ERA WHIP | IP WLS BF H R ER SO BB IBB HBP BLK WP HR S P ERA WHIP | IP WLS BF H R ER SO BB IBB HBP BLK WP HR S P ERA WHIP | IP WLS BF H R ER SO BB IBB HBP BLK WP HR S P ERA WHIP | IP WLS BF H R ER SO BB IBB HBP BLK WP HR S P ERA WHIP | IP WLS BF H R ER SO BB IBB HBP BLK WP HR S P ERA WHIP | | | |

| | |
|-----|----|
| AB | 37 |
| R | 7 |
| H | 11 |
| RBI | 6 |
| BB | 4 |
| SO | 13 |
| LOB | 18 |



| Batter | 1 | 2 | 3 | 4 | 5 | 6 | 7 | 8 | 9 | AB | R | H | RBI | BB | SO | LOB | BOTTOM | | | |
|--|---|---|---|---|---|---|---|---|---|---|---|---|---|---|---|---|---|------------------------------------|----------------------------------|--------|
| 15 Rafael Furcal, S OBP: 0.383, SLG: 0.519 | F7 | | 14 SH | 16 1B | | K | | | G4-3 | 5 | 1 | 1 | 0 | 0 | 1 | 1 | Chicago Cubs @ Los Angeles Dodgers Dodger Stadium, Los Angeles, CA Fri Jul 09 2010, 7:11 PM - 10:12 PM PDT Att: 43,790 - Clear - 69 F | | | |
| 14 Jamey Carroll, R OBP: 0.392, SLG: 0.330 | P2 | | 16 1B | 27 2B | | 16 1B | | | G4-3 | 3 | 2 | 1 | 0 | 1 | 0 | 0 | | | | |
| 16 Andre Ethier, L OBP: 0.377, SLG: 0.558 | F7 | | 27 2B | 23 SF8 | | 7 2B | | | G4-3 | 5 | 1 | 3 | 2 | 0 | 0 | 0 | | | | |
| 27 Matt Kemp, R OBP: 0.321, SLG: 0.478 | F9 | | 55 S | | | F9 | | | K | 4 | 0 | 1 | 1 | 0 | 1 | 4 | | | | |
| 7 James Loney, L OBP: 0.362, SLG: 0.438 | 55 HR | | L6 | | | 23 2B | | | 1-3 2-H | 3 | 2 | 2 | 1 | 1 | 0 | 2 | | | | |
| 23 Casey Blake, R OBP: 0.334, SLG: 0.426 | 55 HR | | SF8 | | | G5-3 | | | | 2 | 1 | 1 | 2 | 1 | 0 | 2 | | | | |
| 55 Russell Martin, R OBP: 0.349, SLG: 0.337 | 1-H 2-H | | F8 | | | K | | | G5-3 | 4 | 1 | 1 | 3 | 0 | 1 | 2 | | | | |
| 30 Xavier Paul, L OBP: 0.289, SLG: 0.333 | F8 | | | | | L8 | | | P6 | 4 | 1 | 1 | 0 | 0 | 0 | 1 | | | | |
| 58 Chad Billingsley, R OBP: 0.235, SLG: 0.194 | G3-1 | | SH5-4 | | | F9 | | | G4-3 | 3 | 0 | 0 | 0 | 0 | 0 | 1 | | | | |
| 52 George Sherrill, L 45 Justin Miller, R 51 Jonathan Broxton, R | G3-1 | | SH5-4 | | | F9 | | | G4-3 | 0 | 0 | 0 | 0 | 0 | 0 | 0 | | | | |
| Inning Stats | R: 0 E: 0 K: 0 S: 7 | H: 0 LOB: 0 BB: 0 P: 13 | R: 3 E: 0 K: 0 S: 11 | H: 2 LOB: 1 BB: 1 P: 19 | R: 3 E: 1 K: 0 S: 14 | H: 3 LOB: 1 BB: 1 P: 21 | R: 1 E: 0 K: 1 S: 15 | H: 2 LOB: 2 BB: 1 P: 23 | R: 1 E: 0 K: 1 S: 16 | H: 3 LOB: 0 BB: 0 P: 23 | R: 0 E: 0 K: 0 S: 5 | H: 0 LOB: 0 BB: 0 P: 7 | R: 0 E: 0 K: 0 S: 5 | H: 0 LOB: 0 BB: 0 P: 8 | R: 0 E: 0 K: 0 S: 5 | H: 0 LOB: 0 BB: 0 P: 8 | 1B: 6 2B: 4 3B: 0 HR: 1 | SF: 1 SAC: 2 DP: 0 HBP: 0 | WP: 0 PB: 0 SB: 1 CS: 0 | PA: 39 |
| PITCHER | IP WLS BF H R ER SO BB IBB HBP BLK WP HR S P ERA WHIP | IP WLS BF H R ER SO BB IBB HBP BLK WP HR S P ERA WHIP | IP WLS BF H R ER SO BB IBB HBP BLK WP HR S P ERA WHIP | IP WLS BF H R ER SO BB IBB HBP BLK WP HR S P ERA WHIP | IP WLS BF H R ER SO BB IBB HBP BLK WP HR S P ERA WHIP | IP WLS BF H R ER SO BB IBB HBP BLK WP HR S P ERA WHIP | IP WLS BF H R ER SO BB IBB HBP BLK WP HR S P ERA WHIP | IP WLS BF H R ER SO BB IBB HBP BLK WP HR S P ERA WHIP | IP WLS BF H R ER SO BB IBB HBP BLK WP HR S P ERA WHIP | IP WLS BF H R ER SO BB IBB HBP BLK WP HR S P ERA WHIP | IP WLS BF H R ER SO BB IBB HBP BLK WP HR S P ERA WHIP | IP WLS BF H R ER SO BB IBB HBP BLK WP HR S P ERA WHIP | IP WLS BF H R ER SO BB IBB HBP BLK WP HR S P ERA WHIP | IP WLS BF H R ER SO BB IBB HBP BLK WP HR S P ERA WHIP | IP WLS BF H R ER SO BB IBB HBP BLK WP HR S P ERA WHIP | IP WLS BF H R ER SO BB IBB HBP BLK WP HR S P ERA WHIP | IP WLS BF H R ER SO BB IBB HBP BLK WP HR S P ERA WHIP | | | |

| | |
|-----|----|
| AB | 33 |
| R | 9 |
| H | 11 |
| RBI | 9 |
| BB | 3 |
| SO | 3 |
| LOB | 13 |



| Batter | 1 | 2 | 3 | 4 | 5 | 6 | 7 | 8 | 9 | AB | R | H | RBI | BB | SO | LOB | TOP | | | | | |
|--|---|---|---|---|-------------------------------|----------------------------------|------------------------------|----------------------------------|-------------------------------|----------------------------------|-------------------------------|----------------------------------|------------------------------|---------------------------------|---|----------------------------------|--|----------------------------------|----------------------------------|------------------------------------|----------------------------------|--------|
| 11 Jimmy Rollins, S OBP: 0.340, SLG: 0.416 | | | | | | | | | | 4 | 0 | 0 | 0 | 0 | 1 | 0 | Philadelphia Phillies @ Chicago Cubs Wrigley Field, Chicago, IL Fri Jul 16 2010, 1:22 PM - 3:33 PM CDT Att: 40,622 - Sunny - 90 F | | | | | |
| 8 Shane Victorino, S OBP: 0.317, SLG: 0.454 | | | | | | | | | | 4 | 1 | 1 | 1 | 0 | 2 | 0 | | | | | | |
| 28 Jayson Werth, R OBP: 0.363, SLG: 0.502 | | | | | | | | | | 3 | 1 | 0 | 0 | 1 | 3 | 0 | | | | | | |
| 6 Ryan Howard, L OBP: 0.352, SLG: 0.533 | | | | | | | | | | 4 | 1 | 1 | 2 | 0 | 1 | 0 | | | | | | |
| 10 Ben Francisco, R OBP: 0.294, SLG: 0.333 | | | | | | | | | | 4 | 0 | 0 | 0 | 0 | 3 | 0 | | | | | | |
| 12 Cody Ransom, R OBP: 0.263, SLG: 0.389 | | | | | | | | | | 3 | 0 | 1 | 0 | 0 | 0 | 0 | | | | | | |
| 51 Carlos Ruiz, R OBP: 0.395, SLG: 0.380 | | | | | | | | | | 3 | 0 | 1 | 0 | 0 | 0 | 0 | | | | | | |
| 21 Wilson Valdez, R OBP: 0.272, SLG: 0.389 | | | | | | | | | | 3 | 0 | 0 | 0 | 0 | 2 | 2 | | | | | | |
| 56 Joe Blanton, R OBP: 0.226, SLG: 0.172 | | | | | | | | | | 2 | 0 | 0 | 0 | 0 | 1 | 2 | | | | | | |
| 7 Juan Castro, R (8, PH) | | | | | | | | | 1 | 0 | 0 | 0 | 0 | 1 | 0 | | | | | | | |
| 46 Ryan Madson, L (8, 1) | | | | | | | | | 0 | 0 | 0 | 0 | 0 | 0 | 0 | | | | | | | |
| Inning Stats | R: 0 E: 0 K: 2 S: 8 | H: 0 LOB: 0 BB: 0 P: 12 | R: 0 E: 0 K: 0 S: 6 | H: 0 LOB: 0 BB: 0 P: 12 | R: 0 E: 0 K: 1 S: 11 | H: 0 LOB: 0 BB: 0 P: 16 | R: 1 E: 0 K: 1 S: 9 | H: 1 LOB: 0 BB: 0 P: 17 | R: 0 E: 0 K: 3 S: 16 | H: 2 LOB: 2 BB: 0 P: 24 | R: 2 E: 0 K: 3 S: 13 | H: 1 LOB: 0 BB: 1 P: 21 | R: 0 E: 0 K: 0 S: 7 | H: 0 LOB: 0 BB: 0 P: 8 | R: 0 E: 0 K: 1 S: 8 | H: 0 LOB: 0 BB: 0 P: 10 | R: 0 E: 0 K: 3 S: 9 | H: 0 LOB: 0 BB: 0 P: 14 | 1B: 2 2B: 0 3B: 0 HR: 2 | SF: 0 SAC: 0 DP: 0 HBP: 0 | WP: 1 PB: 0 SB: 0 CS: 0 | PA: 32 |
| PITCHER | IP WLS BF H R ER SO BB IBB HBP BLK WP HR S P ERA WHIP | 7.0 0 26 4 3 3 10 1 0 0 0 1 2 70 110 3.86 0.714 | 1.0 W 3 0 0 0 1 0 0 0 0 0 0 8 10 0.00 0.000 | 1.0 S 3 0 0 0 3 0 0 0 0 0 0 9 14 0.00 0.000 | | | | | | | | | | | IP WLS BF H R ER SO BB IBB HBP BLK WP HR S P ERA WHIP | | | | | | | |

| Batter | 1 | 2 | 3 | 4 | 5 | 6 | 7 | 8 | 9 | AB | R | H | RBI | BB | SO | LOB | BOTTOM | | | | | |
|---|---|--|--|----------------------------------|------------------------------|----------------------------------|------------------------------|----------------------------------|-------------------------------|----------------------------------|-------------------------------|----------------------------------|-------------------------------|---|-------------------------------|----------------------------------|--|----------------------------------|----------------------------------|------------------------------------|----------------------------------|--------|
| 2 Ryan Theriot, R OBP: 0.315, SLG: 0.311 | | | | | | | | | | 4 | 0 | 0 | 0 | 0 | 2 | 4 | Philadelphia Phillies @ Chicago Cubs Wrigley Field, Chicago, IL Fri Jul 16 2010, 1:22 PM - 3:33 PM CDT Att: 40,622 - Sunny - 90 F | | | | | |
| 21 Tyler Colvin, L OBP: 0.314, SLG: 0.524 | | | | | | | | | | 4 | 0 | 0 | 0 | 0 | 1 | 0 | | | | | | |
| 25 Derrek Lee, R OBP: 0.329, SLG: 0.375 | | | | | | | | | | 4 | 0 | 0 | 0 | 0 | 1 | 0 | | | | | | |
| 16 Aramis Ramirez, R OBP: 0.278, SLG: 0.411 | | | | | | | | | | 4 | 3 | 3 | 1 | 0 | 0 | 0 | | | | | | |
| 24 Marlon Byrd, R OBP: 0.370, SLG: 0.487 | | | | | | | | | | 4 | 1 | 2 | 2 | 0 | 0 | 1 | | | | | | |
| 12 Alfonso Soriano, R OBP: 0.346, SLG: 0.542 | | | | | | | | | | 2 | 0 | 0 | 0 | 1 | 1 | 1 | | | | | | |
| 13 Starlin Castro, R OBP: 0.341, SLG: 0.404 | | | | | | | | | | 3 | 0 | 1 | 0 | 0 | 0 | 2 | | | | | | |
| 18 Geovany Soto, R OBP: 0.402, SLG: 0.483 | | | | | | | | | | 2 | 0 | 0 | 0 | 1 | 1 | 1 | | | | | | |
| 30 Ted Lilly, L (1, 1) | | | | | | | | | | 1 | 0 | 0 | 1 | 1 | 1 | 0 | | | | | | |
| 1 Kosuke Fukudome, L (7, PH) | | | | | | | | | 1 | 0 | 0 | 0 | 0 | 1 | 1 | | | | | | | |
| 45 Sean Marshall, L (8, 1) | | | | | | | | | 0 | 0 | 0 | 0 | 0 | 0 | 0 | 0 | | | | | | |
| 49 Carlos Marmol, R (9, 1) | | | | | | | | | 0 | 0 | 0 | 0 | 0 | 0 | 0 | 0 | | | | | | |
| Inning Stats | R: 0 E: 0 K: 1 S: 7 | H: 0 LOB: 0 BB: 0 P: 9 | R: 0 E: 0 K: 0 S: 8 | H: 1 LOB: 0 BB: 0 P: 11 | R: 0 E: 0 K: 2 S: 8 | H: 0 LOB: 0 BB: 0 P: 12 | R: 0 E: 0 K: 0 S: 6 | H: 0 LOB: 0 BB: 0 P: 11 | R: 0 E: 0 K: 0 S: 13 | H: 1 LOB: 3 BB: 3 P: 28 | R: 2 E: 0 K: 3 S: 12 | H: 2 LOB: 0 BB: 0 P: 18 | R: 0 E: 0 K: 2 S: 13 | H: 1 LOB: 0 BB: 0 P: 20 | R: 1 E: 0 K: 0 S: 10 | H: 1 LOB: 0 BB: 0 P: 16 | R: 0 E: 0 K: 3 S: 9 | H: 0 LOB: 0 BB: 0 P: 14 | 1B: 3 2B: 1 3B: 0 HR: 2 | SF: 0 SAC: 0 DP: 1 HBP: 0 | WP: 0 PB: 0 SB: 0 CS: 0 | PA: 32 |
| PITCHER | IP WLS BF H R ER SO BB IBB HBP BLK WP HR S P ERA WHIP | 7.0 0 28 5 3 3 8 2 0 0 0 1 67 109 3.86 1.000 | 1.0 L 4 1 1 1 0 0 0 0 0 0 0 1 10 16 9.00 1.000 | | | | | | | | | | | IP WLS BF H R ER SO BB IBB HBP BLK WP HR S P ERA WHIP | | | | | | | | |

livebaseballscorecards.com

AB 31
R 3
H 4
RBI 3
BB 1
SO 14
LOB 4

livebaseballscorecards.com

AB 29
R 4
H 6
RBI 4
BB 3
SO 8
LOB 10

| Batter | 1 | 2 | 3 | 4 | 5 | 6 | 7 | 8 | 9 | AB | R | H | RBI | BB | SO | LOB | TOP |
|---|---|---|---|---|---|---|---|---|---|---|---|---|---|---|---|---|--|
| 8 Shane Victorino, S (1, 8) OBP: 0.318, SLG: 0.454 | F9 | | 1B | | F8 | | 1B | | K | 5 | 0 | 2 | 0 | 0 | 1 | 3 | Philadelphia Phillies @ Chicago Cubs Wrigley Field, Chicago, IL Sat Jul 17 2010, 12:08 PM - 3:11 PM CDT Att: 40,924 - Partly Cloudy - 88 F |
| 27 Placido Polanco, R (1, 5) OBP: 0.346, SLG: 0.429 | K | | P3 | | G4-3 | | G6-3 | | 1B | 5 | 1 | 1 | 1 | 0 | 1 | 2 | |
| 11 Jimmy Rollins, S (1, 6) OBP: 0.336, SLG: 0.493 | E1 | | | | G6-3 | | G4-3 | | G6-3 | 4 | 1 | 0 | 0 | 1 | 0 | 0 | |
| 6 Ryan Howard, L (1, 3) OBP: 0.358, SLG: 0.532 | 1B | | | | HBP | | G4-3 | | BB | 2 | 0 | 1 | 0 | 2 | 0 | 0 | |
| 28 Jayson Werth, R (1, 9) OBP: 0.367, SLG: 0.505 | K | | | | 1B | | 2B | | BB | 4 | 0 | 2 | 1 | 1 | 2 | 3 | |
| 29 Raul Ibanez, L (1, 7) OBP: 0.331, SLG: 0.399 | 1B | | | | G3 | | IBB | | 1B | 4 | 0 | 2 | 1 | 1 | 1 | 3 | |
| 51 Carlos Ruiz, R (1, 2) OBP: 0.394, SLG: 0.375 | K | | | | F8 | | BB | | F7 | 2 | 0 | 0 | 0 | 1 | 1 | 3 | |
| 19 Greg Dobbs, L (9, PH) OBP: 0.259, SLG: 0.320 | K | | | | | | | | FC6-4 | 1 | 0 | 0 | 0 | 0 | 0 | 0 | |
| 12 Cody Ransom, R (9, PH) OBP: 0.250, SLG: 0.368 | K | | | | | | | | FC6-4 | 1 | 0 | 0 | 0 | 0 | 0 | 3 | |
| 21 Wilson Valdez, R (1, 4) OBP: 0.273, SLG: 0.388 | L6 | | | | G3-1 | | | | BB | 3 | 0 | 1 | 0 | 0 | 0 | 4 | |
| 23 Brian Schneider, L (9, PH) OBP: 0.329, SLG: 0.389 | 1B | | | | 1B | | | | BB | 0 | 1 | 0 | 0 | 1 | 0 | 0 | |
| 35 Cole Hamels, L (1, 1) OBP: 0.158, SLG: 0.211 | K | | | | K | | G6-3 | | BB | 3 | 0 | 0 | 0 | 0 | 2 | 1 | |
| 37 Chad Durbin, R (8, 1) OBP: 0.260, SLG: 0.408 | K | | | | K | | | | BB | 0 | 0 | 1 | 0 | 0 | 0 | 0 | |
| 3 Ross Gload, L (9, PH) OBP: 0.260, SLG: 0.408 | K | | | | K | | | | BB | 0 | 1 | 0 | 0 | 1 | 0 | 0 | |
| 54 Brad Lidge, R (9, 1) OBP: 0.260, SLG: 0.408 | K | | | | K | | | | BB | 0 | 0 | 0 | 0 | 0 | 0 | 0 | |
| Inning Stats | R: 0 H: 1 E: 1 K: 2 S: 14 | H: 1 LOB: 2 BB: 0 P: 21 | R: 0 H: 1 E: 0 K: 1 S: 10 | H: 1 LOB: 0 BB: 0 P: 13 | R: 0 H: 1 E: 0 K: 1 S: 8 | H: 1 LOB: 2 BB: 0 P: 14 | R: 0 H: 1 E: 0 K: 0 S: 6 | H: 1 LOB: 3 BB: 2 P: 27 | R: 0 H: 1 E: 0 K: 0 S: 12 | H: 0 LOB: 1 BB: 1 P: 22 | R: 4 H: 2 E: 0 K: 1 S: 20 | H: 2 LOB: 3 BB: 5 P: 46 | 1B: 8 2B: 1 3B: 0 HR: 0 | SF: 0 SAC: 0 DP: 0 HBP: 1 | WP: 1 PB: 0 SB: 2 CS: 2 | PA: 43 | |
| PITCHER | IP WLS BF H R ER SO BB IBB HBP BLK WP HR S P ERA WHIP | IP WLS BF H R ER SO BB IBB HBP BLK WP HR S P ERA WHIP | IP WLS BF H R ER SO BB IBB HBP BLK WP HR S P ERA WHIP | IP WLS BF H R ER SO BB IBB HBP BLK WP HR S P ERA WHIP | IP WLS BF H R ER SO BB IBB HBP BLK WP HR S P ERA WHIP | IP WLS BF H R ER SO BB IBB HBP BLK WP HR S P ERA WHIP | IP WLS BF H R ER SO BB IBB HBP BLK WP HR S P ERA WHIP | IP WLS BF H R ER SO BB IBB HBP BLK WP HR S P ERA WHIP | IP WLS BF H R ER SO BB IBB HBP BLK WP HR S P ERA WHIP | IP WLS BF H R ER SO BB IBB HBP BLK WP HR S P ERA WHIP | IP WLS BF H R ER SO BB IBB HBP BLK WP HR S P ERA WHIP | IP WLS BF H R ER SO BB IBB HBP BLK WP HR S P ERA WHIP | IP WLS BF H R ER SO BB IBB HBP BLK WP HR S P ERA WHIP | IP WLS BF H R ER SO BB IBB HBP BLK WP HR S P ERA WHIP | IP WLS BF H R ER SO BB IBB HBP BLK WP HR S P ERA WHIP | IP WLS BF H R ER SO BB IBB HBP BLK WP HR S P ERA WHIP | |
| 36 Randy Wells, R (1, 1) ERA: 4.33 | 7.0 | | | | | | | | | | | | | | | | |
| 45 Sean Marshall, L (8, 1) ERA: 1.91 | 1.0 | H | 4 | 0 | 0 | 2 | 1 | 0 | 0 | 0 | 0 | 0 | 0 | 0 | 0 | 0 | |
| 49 Carlos Marmol, R (9, 1) ERA: 2.91 | 0.2 | L | 8 | 1 | 4 | 4 | 1 | 0 | 0 | 0 | 1 | 0 | 15 | 38 | 54.00 | 7.500 | |
| 40 James Russell, L (9, 1) ERA: 3.62 | 0.0 | | 1 | 1 | 0 | 0 | 0 | 0 | 0 | 0 | 0 | 0 | 3 | 5 | ∞ | ∞ | |
| 48 Andrew Cashner, R (9, 1) ERA: 2.33 | 0.1 | | 1 | 0 | 0 | 0 | 0 | 0 | 0 | 0 | 0 | 0 | 2 | 3 | 0.00 | 0.000 | |
| Batter | 1 | 2 | 3 | 4 | 5 | 6 | 7 | 8 | 9 | AB <td>R <td>H <td>RBI <td>BB <td>SO <td>LOB <td>BOTTOM</td> </td></td></td></td></td></td> | R <td>H <td>RBI <td>BB <td>SO <td>LOB <td>BOTTOM</td> </td></td></td></td></td> | H <td>RBI <td>BB <td>SO <td>LOB <td>BOTTOM</td> </td></td></td></td> | RBI <td>BB <td>SO <td>LOB <td>BOTTOM</td> </td></td></td> | BB <td>SO <td>LOB <td>BOTTOM</td> </td></td> | SO <td>LOB <td>BOTTOM</td> </td> | LOB <td>BOTTOM</td> | BOTTOM |
| 2 Ryan Theriot, R (1, 4) OBP: 0.314, SLG: 0.309 | G6-3 | | G6-3 | | G5-3 | | 1B | | F9 | 5 | 0 | 1 | 1 | 0 | 0 | 1 | Philadelphia Phillies @ Chicago Cubs Wrigley Field, Chicago, IL Sat Jul 17 2010, 12:08 PM - 3:11 PM CDT Att: 40,924 - Partly Cloudy - 88 F |
| 21 Tyler Colvin, L (1, 9) OBP: 0.313, SLG: 0.524 | 2B | | G4-3 | | K | | G4-3 | | | 4 | 0 | 1 | 0 | 0 | 1 | | |
| 25 Derrek Lee, R (1, 3) OBP: 0.331, SLG: 0.376 | K | | F7 | | 1B | | 1B | | 1B | 4 | 0 | 2 | 0 | 0 | 1 | | |
| 16 Aramis Ramirez, R (1, 5) OBP: 0.277, SLG: 0.406 | K | | BB | | K | | K | | F7 | 3 | 0 | 0 | 0 | 1 | 2 | 3 | |
| 24 Marlon Byrd, R (1, 8) OBP: 0.374, SLG: 0.488 | G5-3 | | 1B | | 1B | | 1B | | BB | 3 | 0 | 2 | 0 | 1 | 0 | 0 | |
| 12 Alfonso Soriano, R (1, 7) OBP: 0.342, SLG: 0.534 | F7 | | G5-4-3 | | F8 | | | | K | 4 | 0 | 0 | 0 | 0 | 1 | 5 | |
| 49 Carlos Marmol, R (9, 1) ERA: 2.91 | | | | | | | | | | 0 | 0 | 0 | 0 | 0 | 0 | 0 | |
| 40 James Russell, L (9, 1) ERA: 3.62 | | | | | | | | | | 0 | 0 | 0 | 0 | 0 | 0 | 0 | |
| 48 Andrew Cashner, R (9, 1) ERA: 2.33 | | | | | | | | | | 0 | 0 | 0 | 0 | 0 | 0 | 0 | |
| 18 Geovany Soto, R (1, 2) OBP: 0.405, SLG: 0.484 | 1B | | BB | | K | | | | K | 2 | 0 | 1 | 0 | 1 | 1 | 2 | |
| 17 Mike Fontenot, L (9, PH) OBP: 0.337, SLG: 0.406 | 1B | | FC4-6 | | 1B | | | | | 1 | 0 | 0 | 0 | 0 | 1 | 0 | |
| 13 Starlin Castro, R (1, 6) OBP: 0.343, SLG: 0.411 | 1B | | 1B | | 2B | | | | G1-3 | 4 | 1 | 2 | 0 | 0 | 0 | 2 | |
| 36 Randy Wells, R (1, 1) OBP: 0.172, SLG: 0.179 | K | | 1B | | G6-3 | | | | BB | 2 | 0 | 0 | 0 | 0 | 1 | 2 | |
| 22 Xavier Nady, R (7, PH) OBP: 0.293, SLG: 0.345 | K | | | | G1-3 | | | | BB | 1 | 0 | 0 | 0 | 0 | 0 | 1 | |
| 45 Sean Marshall, L (8, 1) ERA: 1.91 | K | | | | | | | | | 0 | 0 | 0 | 0 | 0 | 0 | 0 | |
| 1 Kosuke Fukudome, L (9, 9) OBP: 0.349, SLG: 0.413 | K | | | | | | | | BB | 0 | 0 | 0 | 1 | 0 | 0 | 0 | |
| Inning Stats | R: 0 H: 1 E: 0 K: 2 S: 14 | H: 2 LOB: 2 BB: 0 P: 16 | R: 0 H: 0 E: 0 K: 0 S: 5 | H: 0 LOB: 0 BB: 0 P: 6 | R: 0 H: 1 E: 0 K: 0 S: 14 | H: 1 LOB: 2 BB: 2 P: 27 | R: 0 H: 0 E: 0 K: 1 S: 7 | H: 2 LOB: 2 BB: 0 P: 11 | R: 0 H: 2 E: 0 K: 0 S: 9 | H: 1 LOB: 1 BB: 1 P: 20 | R: 0 H: 0 E: 0 K: 1 S: 14 | H: 0 LOB: 1 BB: 1 P: 23 | 1B: 7 2B: 2 3B: 0 HR: 0 | SF: 0 SAC: 0 DP: 1 HBP: 0 | WP: 0 PB: 0 SB: 0 CS: 2 | PA: 37 | |
| PITCHER | IP WLS BF H R ER SO BB IBB HBP BLK WP HR S P ERA WHIP | IP WLS BF H R ER SO BB IBB HBP BLK WP HR S P ERA WHIP | IP WLS BF H R ER SO BB IBB HBP BLK WP HR S P ERA WHIP | IP WLS BF H R ER SO BB IBB HBP BLK WP HR S P ERA WHIP | IP WLS BF H R ER SO BB IBB HBP BLK WP HR S P ERA WHIP | IP WLS BF H R ER SO BB IBB HBP BLK WP HR S P ERA WHIP | IP WLS BF H R ER SO BB IBB HBP BLK WP HR S P ERA WHIP | IP WLS BF H R ER SO BB IBB HBP BLK WP HR S P ERA WHIP | IP WLS BF H R ER SO BB IBB HBP BLK WP HR S P ERA WHIP | IP WLS BF H R ER SO BB IBB HBP BLK WP HR S P ERA WHIP | IP WLS BF H R ER SO BB IBB HBP BLK WP HR S P ERA WHIP | IP WLS BF H R ER SO BB IBB HBP BLK WP HR S P ERA WHIP | IP WLS BF H R ER SO BB IBB HBP BLK WP HR S P ERA WHIP | IP WLS BF H R ER SO BB IBB HBP BLK WP HR S P ERA WHIP | IP WLS BF H R ER SO BB IBB HBP BLK WP HR S P ERA WHIP | IP WLS BF H R ER SO BB IBB HBP BLK WP HR S P ERA WHIP | |
| 35 Cole Hamels, L (1, 1) ERA: 3.63 | 7.0 | | | | | | | | | | | | | | | | |
| 37 Chad Durbin, R (8, 1) ERA: 3.13 | 1.0 | W | 4 | 1 | 0 | 0 | 1 | 1 | 0 | 0 | 0 | 0 | 11 | 20 | 0.00 | 2.000 | |
| 54 Brad Lidge, R (9, 1) ERA: 4.32 | 1.0 | S | 4 | 0 | 0 | 0 | 1 | 1 | 0 | 0 | 0 | 0 | 14 | 23 | 0.00 | 1.000 | |

| Batter | 1 | 2 | 3 | 4 | 5 | 6 | 7 | 8 | 9 | AB | R | H | RBI | BB | SO | LOB | TOP | | | |
|---|---|----------------------------------|------------------------------|----------------------------------|-------------------------------|----------------------------------|------------------------------|----------------------------------|------------------------------|---------------------------------|-------------------------------|----------------------------------|------------------------------|----------------------------------|-------------------------------|----------------------------------|---|------------------------------------|----------------------------------|--------|
| 21 Michael Bourn, L OBP: 0.328, SLG: 0.328 | | | F7 | | G4-3 | | | | P5 | 5 | 1 | 2 | 0 | 1 | 0 | 1 | Houston Astros @ Chicago Cubs Wrigley Field, Chicago, IL Mon Jul 19 2010, 7:07 PM - 9:56 PM CDT Att: 35,514 - Overcast - 80 F | | | |
| 36 Angel Sanchez, R OBP: 0.302, SLG: 0.366 | | | F9 | | | E6 | | | 2B | 6 | 1 | 3 | 0 | 0 | 0 | 3 | | | | |
| 17 Lance Berkman, S OBP: 0.328, SLG: 0.448 | | | F8 | | G4-6-3 | K | | | BB | 4 | 1 | 1 | 0 | 2 | 1 | 3 | | | | |
| 9 Hunter Pence, R OBP: 0.318, SLG: 0.431 | | | G5-3 | | E6 | | | G5-3 | K | 6 | 1 | 1 | 2 | 0 | 2 | 3 | | | | |
| 45 Carlos Lee, R OBP: 0.283, SLG: 0.390 | | | P3 | | G5-3 | | | G5-3 | | 5 | 1 | 2 | 2 | 0 | 0 | 1 | | | | |
| 48 Tim Byrdak, L | | | | | | | | | | 0 | 0 | 0 | 0 | 0 | 0 | 0 | | | | |
| 56 Gary Majewski, R | | | | | | | | | | 0 | 0 | 0 | 0 | 0 | 0 | 0 | | | | |
| 8 Jeff Keppinger, R OBP: 0.316, SLG: 0.390 | | | P4 | | | | | | BB | 2 | 3 | 1 | 0 | 3 | 0 | 1 | | | | |
| 23 Chris Johnson, R OBP: 0.323, SLG: 0.452 | | | G6-4-3 | | G6-3 | | | | | 5 | 2 | 3 | 3 | 0 | 0 | 1 | | | | |
| 15 Jason Castro, L OBP: 0.277, SLG: 0.310 | | | HR | | P5 | | G4-3 | F9 | | 5 | 1 | 2 | 3 | 0 | 0 | 1 | | | | |
| 51 Wandy Rodriguez, S OBP: 0.297, SLG: 0.314 | | | G1-3 | | | | | | P4 | 3 | 0 | 2 | 0 | 0 | 0 | 0 | | | | |
| 77 Pedro Feliz, R OBP: 0.239, SLG: 0.295 | | | | | | | | | | 1 | 0 | 0 | 0 | 0 | 1 | 0 | | | | |
| 59 Wilton Lopez, R | | | | | | | | | | 0 | 0 | 0 | 0 | 0 | 0 | 0 | | | | |
| 4 Jason Michaels, R OBP: 0.265, SLG: 0.449 | | | | | | | | | | 1 | 0 | 0 | 0 | 0 | 0 | 0 | | | | |
| Inning Stats | R: 5 E: 0 K: 0 S: 25 | H: 7 LOB: 3 BB: 2 P: 41 | R: 0 E: 0 K: 1 S: 7 | H: 1 LOB: 0 BB: 0 P: 12 | R: 3 E: 0 K: 0 S: 15 | H: 2 LOB: 1 BB: 1 P: 26 | R: 0 E: 0 K: 0 S: 9 | H: 1 LOB: 1 BB: 0 P: 11 | R: 0 E: 0 K: 0 S: 9 | H: 0 LOB: 1 BB: 0 P: 9 | R: 2 E: 0 K: 2 S: 16 | H: 3 LOB: 2 BB: 1 P: 23 | R: 1 E: 0 K: 0 S: 9 | H: 1 LOB: 1 BB: 1 P: 19 | R: 0 E: 0 K: 1 S: 17 | H: 1 LOB: 2 BB: 1 P: 29 | 1B: 11 2B: 4 3B: 1 HR: 2 | SF: 0 SAC: 0 DP: 3 HBP: 0 | WP: 0 PB: 0 SB: 0 CS: 1 | PA: 49 |
| PITCHER | IP WLS BF H R ER SO BB IBB HBP BLK WP HR S P ERA WHIP | | | | | | | | | | | | | | | | | | | |
| 52 Carlos Silva, R ERA: 3.86 | 1.0 L 11 7 5 5 0 2 0 0 0 0 0 0 25 41 45.00 9.000 | | | | | | | | | | | | | | | | | | | |
| 60 Mitch Atkins, R ERA: 6.43 | 4.0 17 5 3 3 1 1 0 0 0 0 1 40 64 6.75 1.500 | | | | | | | | | | | | | | | | | | | |
| 64 Justin Berg, R ERA: 5.59 | 2.0 11 3 2 2 2 1 0 0 0 0 1 23 32 9.00 2.000 | | | | | | | | | | | | | | | | | | | |
| 62 Bob Howry, R ERA: 6.82 | 2.0 10 2 1 1 1 2 0 0 0 0 0 26 48 4.50 2.000 | | | | | | | | | | | | | | | | | | | |

| Batter | 1 | 2 | 3 | 4 | 5 | 6 | 7 | 8 | 9 | AB | R | H | RBI | BB | SO | LOB | BOTTOM | | | | | |
|---|---|----------------------------------|------------------------------|---------------------------------|-------------------------------|----------------------------------|-------------------------------|----------------------------------|------------------------------|----------------------------------|------------------------------|----------------------------------|-------------------------------|----------------------------------|-------------------------------|----------------------------------|---|----------------------------------|----------------------------------|------------------------------------|----------------------------------|--------|
| 21 Tyler Colvin, L OBP: 0.318, SLG: 0.535 | K | | G3 | | | | | G3 | | 4 | 1 | 1 | 2 | 0 | 1 | 1 | Houston Astros @ Chicago Cubs Wrigley Field, Chicago, IL Mon Jul 19 2010, 7:07 PM - 9:56 PM CDT Att: 35,514 - Overcast - 80 F | | | | | |
| 13 Starlin Castro, R OBP: 0.345, SLG: 0.409 | G6-3 | | P3 | | | G4-3 | | G4-3 | | 4 | 0 | 0 | 0 | 0 | 0 | 1 | | | | | | |
| 25 Derrek Lee, R OBP: 0.333, SLG: 0.387 | P3 | | | | 16 WP | 16 HR | | | | 4 | 2 | 3 | 0 | 0 | 0 | 0 | | | | | | |
| 16 Aramis Ramirez, R OBP: 0.277, SLG: 0.414 | | | SF7 | | | | | F9 | | 3 | 1 | 2 | 3 | 0 | 0 | 1 | | | | | | |
| 24 Marlon Byrd, R OBP: 0.374, SLG: 0.481 | G5-4-3 | | F8 | | | F9 | | | | 4 | 0 | 0 | 0 | 0 | 0 | 1 | | | | | | |
| 12 Alfonso Soriano, R OBP: 0.343, SLG: 0.540 | F8 | | F8 | | | | | G6-3 | | 4 | 0 | 1 | 0 | 0 | 0 | 0 | | | | | | |
| 18 Geovany Soto, R OBP: 0.412, SLG: 0.505 | | | 28 2B | | 22 G6-4-3 | | | | | 3 | 1 | 2 | 0 | 1 | 1 | 0 | | | | | | |
| 28 Jeff Baker, R OBP: 0.289, SLG: 0.397 | | | 21 G3 | | | | | L1 | | 4 | 0 | 1 | 0 | 0 | 1 | 2 | | | | | | |
| 52 Carlos Silva, R ERA: 3.86 | | | | | | | | | | 0 | 0 | 0 | 0 | 0 | 0 | 0 | | | | | | |
| 60 Mitch Atkins, R ERA: 6.43 | | | | | | | | | | 1 | 0 | 0 | 0 | 0 | 2 | | | | | | | |
| 22 Xavier Nady, R OBP: 0.285, SLG: 0.343 | | | | | | | | | | 0 | 0 | 0 | 0 | 0 | 0 | 0 | | | | | | |
| 64 Justin Berg, R ERA: 5.59 | | | | | | | | | | 0 | 0 | 0 | 0 | 0 | 0 | 0 | | | | | | |
| 17 Mike Fontenot, L OBP: 0.306, SLG: 0.364 | | | | | | | | | | 1 | 0 | 0 | 0 | 0 | 0 | 0 | | | | | | |
| 62 Bob Howry, L ERA: 6.82 | | | | | | | | | | 0 | 0 | 0 | 0 | 0 | 0 | 0 | | | | | | |
| Inning Stats | R: 0 E: 0 K: 1 S: 10 | H: 0 LOB: 0 BB: 0 P: 13 | R: 0 E: 0 K: 0 S: 3 | H: 1 LOB: 0 BB: 0 P: 5 | R: 1 E: 0 K: 0 S: 12 | H: 2 LOB: 1 BB: 0 P: 17 | R: 1 E: 0 K: 0 S: 14 | H: 1 LOB: 0 BB: 0 P: 21 | R: 0 E: 0 K: 1 S: 9 | H: 0 LOB: 1 BB: 1 P: 17 | R: 3 E: 0 K: 0 S: 9 | H: 4 LOB: 1 BB: 0 P: 16 | R: 0 E: 0 K: 1 S: 10 | H: 0 LOB: 0 BB: 0 P: 16 | R: 0 E: 0 K: 0 S: 11 | H: 1 LOB: 1 BB: 0 P: 13 | R: 0 E: 0 K: 0 S: 9 | H: 1 LOB: 1 BB: 0 P: 13 | 1B: 4 2B: 4 3B: 0 HR: 2 | SF: 1 SAC: 0 DP: 2 HBP: 0 | WP: 1 PB: 0 SB: 0 CS: 0 | PA: 35 |
| PITCHER | IP WLS BF H R ER SO BB IBB HBP BLK WP HR S P ERA WHIP | | | | | | | | | | | | | | | | | | | | | |
| 51 Wandy Rodriguez, L ERA: 5.11 | 6.0 W 24 8 5 5 0 1 0 0 0 0 0 0 10 16 7.50 1.500 | | | | | | | | | | | | | | | | | | | | | |
| 59 Wilton Lopez, R ERA: 4.21 | 1.0 3 0 0 0 1 0 0 0 0 0 0 0 11 13 0.00 1.000 | | | | | | | | | | | | | | | | | | | | | |
| 48 Tim Byrdak, L ERA: 4.13 | 1.0 4 1 0 0 0 0 0 0 0 0 0 0 9 13 0.00 1.000 | | | | | | | | | | | | | | | | | | | | | |
| 56 Gary Majewski, R ERA: 6.82 | 1.0 4 1 0 0 0 0 0 0 0 0 0 0 9 13 0.00 1.000 | | | | | | | | | | | | | | | | | | | | | |

| | |
|-----|----|
| AB | 43 |
| R | 11 |
| H | 17 |
| RBI | 10 |
| BB | 6 |
| SO | 4 |
| LOB | 14 |



| Batter | 1 | 2 | 3 | 4 | 5 | 6 | 7 | 8 | 9 | AB | R | H | RBI | BB | SO | LOB | TOP | | | | | | | | | | | | | | | | | | |
|---|---|----------------------------------|-------------------------------|----------------------------------|------------------------------|----------------------------------|-------------------------------|----------------------------------|-------------------------------|----------------------------------|------------------------------|---------------------------------|------------------------------|----------------------------------|------------------------------|---------------------------------|---|----------------------------------|----------------------------------|------------------------------------|----------------------------------|--------|--|--|--|--|--|--|--|--|--|--|--|--|--|
| 21 Michael Bourn, L (1,8) OBP: 0.329, SLG: 0.327 | | | | | | | | | | 4 | 0 | 1 | 0 | 1 | 1 | 0 | Houston Astros @ Chicago Cubs Wrigley Field, Chicago, IL Tue Jul 20 2010, 7:08 PM - 10:13 PM CDT Att: 36,401 - Clear - 80 F | | | | | | | | | | | | | | | | | | |
| 36 Angel Sanchez, R (1,6) OBP: 0.313, SLG: 0.378 | | | | | | | | | | 4 | 1 | 1 | 1 | 0 | 1 | 1 | | | | | | | | | | | | | | | | | | | |
| 17 Lance Berkman, S (1,3) OBP: 0.372, SLG: 0.443 | | | | | | | | | | 3 | 1 | 0 | 1 | 2 | 2 | 0 | | | | | | | | | | | | | | | | | | | |
| 9 Hunter Pence, R (1,9) OBP: 0.316, SLG: 0.427 | | | | | | | | | | 5 | 0 | 1 | 1 | 0 | 0 | 3 | | | | | | | | | | | | | | | | | | | |
| 45 Carlos Lee, R (1,7) OBP: 0.285, SLG: 0.393 | | | | | | | | | | 5 | 1 | 2 | 1 | 0 | 0 | 0 | | | | | | | | | | | | | | | | | | | |
| 8 Jeff Keppinger, R (1,4) OBP: 0.338, SLG: 0.389 | | | | | | | | | | 3 | 1 | 1 | 0 | 1 | 0 | 2 | | | | | | | | | | | | | | | | | | | |
| 23 Chris Johnson, R (1,5) OBP: 0.330, SLG: 0.485 | | | | | | | | | | 4 | 2 | 2 | 2 | 0 | 1 | 1 | | | | | | | | | | | | | | | | | | | |
| 37 Brandon Lyon, R (7,1) | | | | | | | | | | 0 | 0 | 0 | 0 | 0 | 0 | 0 | | | | | | | | | | | | | | | | | | | |
| 56 Gary Majewski, R (8,1) | | | | | | | | | | 0 | 0 | 0 | 0 | 0 | 0 | 0 | | | | | | | | | | | | | | | | | | | |
| 15 Jason Castro, L (1,2) OBP: 0.261, SLG: 0.290 | | | | | | | | | | 4 | 1 | 0 | 0 | 0 | 0 | 2 | | | | | | | | | | | | | | | | | | | |
| 53 Wesley Wright, R (1,1) | | | | | | | | | | 3 | 0 | 0 | 0 | 0 | 0 | 2 | | | | | | | | | | | | | | | | | | | |
| 59 Wilton Lopez, R (5,1) | | | | | | | | | | 0 | 0 | 0 | 0 | 0 | 0 | 0 | | | | | | | | | | | | | | | | | | | |
| 43 Chris Sampson, R (6,1) | | | | | | | | | | 0 | 0 | 0 | 0 | 0 | 0 | 0 | | | | | | | | | | | | | | | | | | | |
| 48 Tim Byrdak, L (6,1) | | | | | | | | | | 0 | 0 | 0 | 0 | 0 | 0 | 0 | | | | | | | | | | | | | | | | | | | |
| 77 Pedro Feliz, R (7,5) OBP: 0.238, SLG: 0.294 | | | | | | | | | | 1 | 0 | 0 | 0 | 0 | 0 | 0 | | | | | | | | | | | | | | | | | | | |
| Inning Stats | R: 0 E: 0 K: 1 S: 10 | H: 0 LOB: 0 BB: 0 P: 13 | R: 4 E: 1 K: 0 S: 15 | H: 2 LOB: 3 BB: 3 P: 32 | R: 0 E: 0 K: 0 S: 9 | H: 1 LOB: 1 BB: 0 P: 14 | R: 2 E: 0 K: 0 S: 18 | H: 3 LOB: 2 BB: 1 P: 28 | R: 1 E: 0 K: 0 S: 17 | H: 2 LOB: 0 BB: 0 P: 26 | R: 0 E: 0 K: 0 S: 4 | H: 0 LOB: 0 BB: 0 P: 5 | R: 0 E: 0 K: 1 S: 9 | H: 0 LOB: 0 BB: 0 P: 11 | R: 0 E: 0 K: 2 S: 7 | H: 0 LOB: 0 BB: 0 P: 7 | R: 0 E: 0 K: 1 S: 9 | H: 0 LOB: 0 BB: 0 P: 14 | 1B: 5 2B: 2 3B: 0 HR: 1 | SF: 0 SAC: 0 DP: 0 HBP: 1 | WP: 0 PB: 0 SB: 1 CS: 0 | PA: 41 | | | | | | | | | | | | | |
| PITCHER | IP WLS BF H R ER SO BB IBB HBP BLK WP HR S P ERA WHIP | | | | | | | | | | | | | | | | | | | | | | | | | | | | | | | | | | |
| 46 Ryan Dempster, R (1,1) ERA: 3.7 | 5.0 | W 29 | 8 | 7 | 4 | 1 | 4 | 0 | 1 | 0 | 0 | 0 | 0 | 0 | 1 | 69 | 113 | 7.20 | 2.400 | | | | | | | | | | | | | | | | |
| 48 Andrew Cashner, R (6,1) ERA: 2.39 | 2.0 | W 6 | 0 | 0 | 0 | 1 | 0 | 0 | 0 | 0 | 0 | 0 | 0 | 0 | 0 | 13 | 16 | 0.00 | 0.000 | | | | | | | | | | | | | | | | |
| 45 Sean Marshall, L (8,1) ERA: 1.88 | 1.0 | H 3 | 0 | 0 | 0 | 2 | 0 | 0 | 0 | 0 | 0 | 0 | 0 | 0 | 7 | 7 | 0.00 | 0.000 | | | | | | | | | | | | | | | | | |
| 49 Carlos Marmol, R (9,1) ERA: 2.84 | 1.0 | 3 | 0 | 0 | 0 | 1 | 0 | 0 | 0 | 0 | 0 | 0 | 0 | 0 | 9 | 14 | 0.00 | 0.000 | | | | | | | | | | | | | | | | | |

| Batter | 1 | 2 | 3 | 4 | 5 | 6 | 7 | 8 | 9 | AB | R | H | RBI | BB | SO | LOB | BOTTOM | | | |
|---|---|----------------------------------|------------------------------|----------------------------------|------------------------------|----------------------------------|-------------------------------|----------------------------------|-------------------------------|----------------------------------|-------------------------------|----------------------------------|-------------------------------|----------------------------------|-------------------------------|----------------------------------|---|--|----------------------------------|--------|
| 21 Tyler Colvin, L (1,9) OBP: 0.320, SLG: 0.529 | | | | | | | | | | 4 | 2 | 1 | 0 | 0 | 1 | 1 | Houston Astros @ Chicago Cubs Wrigley Field, Chicago, IL Tue Jul 20 2010, 7:08 PM - 10:13 PM CDT Att: 36,401 - Clear - 80 F | | | |
| 13 Starlin Castro, R (1,6) OBP: 0.350, SLG: 0.418 | | | | | | | | | | 5 | 2 | 3 | 1 | 0 | 0 | 2 | | | | |
| 25 Derrek Lee, R (1,3) OBP: 0.337, SLG: 0.391 | | | | | | | | | | 4 | 3 | 2 | 3 | 1 | 1 | 1 | | | | |
| 16 Aramis Ramirez, R (1,5) OBP: 0.282, SLG: 0.452 | | | | | | | | | | 5 | 3 | 3 | 7 | 0 | 2 | 2 | | | | |
| 24 Marlon Byrd, R (1,8) OBP: 0.374, SLG: 0.479 | | | | | | | | | | 4 | 0 | 1 | 0 | 1 | 0 | 1 | | | | |
| 12 Alfonso Soriano, R (1,7) OBP: 0.340, SLG: 0.534 | | | | | | | | | | 5 | 0 | 1 | 1 | 0 | 2 | 2 | | | | |
| 18 Geovany Soto, R (1,2) OBP: 0.412, SLG: 0.516 | | | | | | | | | | 5 | 2 | 2 | 1 | 0 | 1 | 2 | | | | |
| 2 Ryan Theriot, R (1,4) OBP: 0.310, SLG: 0.306 | | | | | | | | | | 4 | 1 | 1 | 0 | 0 | 0 | 1 | | | | |
| 46 Ryan Dempster, R (1,1) ERA: 3.7 | 4.2 | W 23 | 6 | 6 | 1 | 0 | 2 | 0 | 0 | 0 | 0 | 0 | 0 | 0 | 0 | 0 | | PITCHER 56 Gary Majewski, R (8,1) ERA: 22.5 | | |
| 59 Wilton Lopez, R (5,1) ERA: 4.17 | 0.1 | 1 | 0 | 0 | 0 | 1 | 0 | 0 | 0 | 0 | 3 | 6 | 0.00 | 0.000 | | | | | | |
| 43 Chris Sampson, R (6,1) ERA: 6.04 | 0.2 | B 3 | 1 | 1 | 1 | 1 | 0 | 0 | 0 | 0 | 8 | 10 | 13.50 | 1.500 | | | | | | |
| 48 Tim Byrdak, L (6,1) ERA: 4.07 | 0.1 | 1 | 0 | 0 | 0 | 0 | 0 | 0 | 0 | 0 | 2 | 2 | 0.00 | 0.000 | | | | | | |
| 37 Brandon Lyon, R (7,1) ERA: 3.98 | 1.0 | L 6 | 3 | 2 | 2 | 1 | 0 | 0 | 0 | 0 | 13 | 20 | 18.00 | 3.000 | | | | | | |
| Inning Stats | R: 0 E: 0 K: 2 S: 13 | H: 1 LOB: 1 BB: 0 P: 20 | R: 0 E: 0 K: 0 S: 6 | H: 0 LOB: 1 BB: 1 P: 11 | R: 0 E: 0 K: 1 S: 8 | H: 1 LOB: 1 BB: 0 P: 11 | R: 1 E: 0 K: 1 S: 12 | H: 1 LOB: 0 BB: 0 P: 19 | R: 5 E: 1 K: 2 S: 21 | H: 3 LOB: 1 BB: 1 P: 37 | R: 1 E: 0 K: 1 S: 10 | H: 1 LOB: 0 BB: 0 P: 12 | R: 2 E: 0 K: 1 S: 13 | H: 3 LOB: 1 BB: 0 P: 20 | R: 5 E: 1 K: 1 S: 18 | H: 4 LOB: 1 BB: 1 P: 27 | 1B: 8 2B: 2 3B: 0 HR: 4 | SF: 0 SAC: 1 DP: 1 HBP: 1 | WP: 0 PB: 1 SB: 1 CS: 0 | PA: 43 |
| PITCHER | IP WLS BF H R ER SO BB IBB HBP BLK WP HR S P ERA WHIP | | | | | | | | | | | | | | | | | | | |
| 53 Wesley Wright, L (1,1) ERA: 4.4 | 4.2 | W 23 | 6 | 6 | 1 | 0 | 2 | 0 | 0 | 0 | 0 | 0 | 0 | 0 | 0 | 0 | PITCHER 56 Gary Majewski, R (8,1) ERA: 22.5 | | | |

| | |
|-----|----|
| AB | 36 |
| R | 7 |
| H | 8 |
| RBI | 6 |
| BB | 4 |
| SO | 5 |
| LOB | 11 |



| | |
|-----|----|
| AB | 38 |
| R | 14 |
| H | 14 |
| RBI | 13 |
| BB | 3 |
| SO | 9 |
| LOB | 13 |



| Batter | 1 | 2 | 3 | 4 | 5 | 6 | 7 | 8 | 9 | 10 | 11 | AB | R | H | RBI | BB | SO | LOB | TOP | | |
|---|--|----------------------------------|---------------------------------|----------------------------------|--|---|---|---|---|---|---|---|---|---|---|---|---|---|---|---|---|
| 3 Felipe Lopez, S OBP: 0.341, SLG: 0.408 | (1,5) G3-1 | (1,2) BB | | | (2) G4-3 | | (2) P5 | | (2) K | | (2) HR | 5 | 1 | 1 | 1 | 1 | 1 | 1 | | | |
| 47 Ryan Ludwick, R OBP: 0.340, SLG: 0.482 | (1,9) FC6-4 | (9,1) K | | | (9) G5-3 | | (9) 1B | | (9) K | | (9) F9 | 5 | 0 | 2 | 0 | 0 | 0 | 2 | | | |
| 44 Randy Winn, S OBP: 0.327, SLG: 0.387 | (11,PH) FC6-4 | (11,1) K | | | | | | | | | | 1 | 0 | 0 | 0 | 0 | 0 | 0 | | | |
| 46 Kyle McClellan, R OBP: 0.500, SLG: 0.500 | (11,1) 1B | | | | | | | | | | | 0 | 0 | 0 | 0 | 0 | 0 | 0 | | | |
| 36 Denmys Reyes, R OBP: 0.406, SLG: 0.561 | (1,3) G5-3 | | | | | | (3) HR | | (3) F7 | | | 4 | 1 | 1 | 1 | 1 | 0 | 1 | | | |
| 7 Matt Holliday, R OBP: 0.382, SLG: 0.527 | (1,7) FC6-4 | | | | | | (2) G4-3 | | (2) G1-3 | | | 5 | 0 | 1 | 0 | 0 | 0 | 2 | | | |
| 19 Jon Jay, L OBP: 0.437, SLG: 0.624 | (1,8) 2-6-2 | | | | | | (2) K2-3 | | (2) F8 | | | 5 | 1 | 2 | 0 | 0 | 1 | 0 | | | |
| 55 Skjo Schumaker, L OBP: 0.325, SLG: 0.341 | (1,4) 3-H | | | | | | (2) 29 1B | | (2) 4 1B | | | 4 | 1 | 4 | 1 | 1 | 0 | 0 | | | |
| 4 Yadier Molina, R OBP: 0.315, SLG: 0.313 | (1,2) K | | | | | | (2) G5-4-3 | | (2) 12 1B | | | 4 | 0 | 1 | 0 | 1 | 1 | 5 | | | |
| 29 Chris Carpenter, R OBP: 0.159, SLG: 0.119 | (1,1) SH3-4 | | | | | | (2) K | | (2) FC6-4 | | | 2 | 0 | 1 | 0 | 0 | 1 | 0 | | | |
| 12 Aaron Miles, S OBP: 0.350, SLG: 0.357 | (8,PH) SH3-4 | | | | | | (2) K | | (2) FC6-4 | | | 1 | 0 | 0 | 0 | 0 | 0 | 2 | | | |
| 30 Jason Motte, R OBP: 0.348, SLG: 0.505 | (8,9) 1-2 | | | | | | (2) 1B | | (2) 1-2 | | | 1 | 0 | 0 | 0 | 0 | 1 | 0 | | | |
| 13 Brendan Ryan, R OBP: 0.261, SLG: 0.282 | (1,6) 2-H | | | | | | (2) G4-3 | | (2) G5-3 | | | 5 | 0 | 2 | 1 | 0 | 0 | 0 | | | |
| Inning Stats | R: 0 E: 0 K: 0 S: 10 | H: 1 LOB: 2 BB: 1 P: 19 | R: 2 E: 0 K: 2 S: 13 | H: 3 LOB: 2 BB: 1 P: 22 | R: 0 E: 0 K: 1 S: 6 | H: 0 LOB: 0 BB: 0 P: 12 | R: 0 E: 0 K: 1 S: 7 | H: 0 LOB: 0 BB: 0 P: 11 | R: 0 E: 0 K: 0 S: 6 | H: 2 LOB: 1 BB: 0 P: 12 | R: 0 E: 0 K: 2 S: 17 | H: 0 LOB: 2 BB: 0 P: 19 | R: 0 E: 0 K: 0 S: 7 | H: 3 LOB: 2 BB: 0 P: 18 | R: 1 E: 0 K: 1 S: 11 | H: 1 LOB: 0 BB: 0 P: 16 | 1B: 11 2B: 1 3B: 1 HR: 2 | SF: 0 SAC: 1 DP: 2 HBP: 0 | WP: 0 PB: 0 SB: 1 CS: 1 | PA: 47 | |
| PITCHER | IP: 7.0 WLS: 3 BF: 31 ERA: 3.71 | WLS: 1.0 BF: 5 ERA: 1.74 | WLS: 3.0 BF: 13 ERA: 2.68 | WLS: 2.0 BF: 9 ERA: 10.8 | IP: 6.0 WLS: 3 BF: 25 ERA: 3.86 | IP: 6.0 WLS: 3 BF: 25 ERA: 1.714 | IP: 6.0 WLS: 3 BF: 25 ERA: 0.000 | IP: 6.0 WLS: 3 BF: 25 ERA: 0.000 | IP: 6.0 WLS: 3 BF: 25 ERA: 2.000 | IP: 6.0 WLS: 3 BF: 25 ERA: 2.000 | IP: 6.0 WLS: 3 BF: 25 ERA: 2.000 | IP: 6.0 WLS: 3 BF: 25 ERA: 2.000 | IP: 6.0 WLS: 3 BF: 25 ERA: 2.000 | IP: 6.0 WLS: 3 BF: 25 ERA: 2.000 | IP: 6.0 WLS: 3 BF: 25 ERA: 2.000 | IP: 6.0 WLS: 3 BF: 25 ERA: 2.000 | IP: 6.0 WLS: 3 BF: 25 ERA: 2.000 | IP: 6.0 WLS: 3 BF: 25 ERA: 2.000 | IP: 6.0 WLS: 3 BF: 25 ERA: 2.000 | IP: 6.0 WLS: 3 BF: 25 ERA: 2.000 | IP: 6.0 WLS: 3 BF: 25 ERA: 2.000 |

St. Louis Cardinals @ Chicago Cubs
Wrigley Field, Chicago, IL
Sun Jul 25 2010, 7:11 PM - 10:50 PM CDT
Att: 41,406 - Clear - 73 F

AB 42
R 4
H 15
RBI 4
BB 4
SO 7
LOB 13

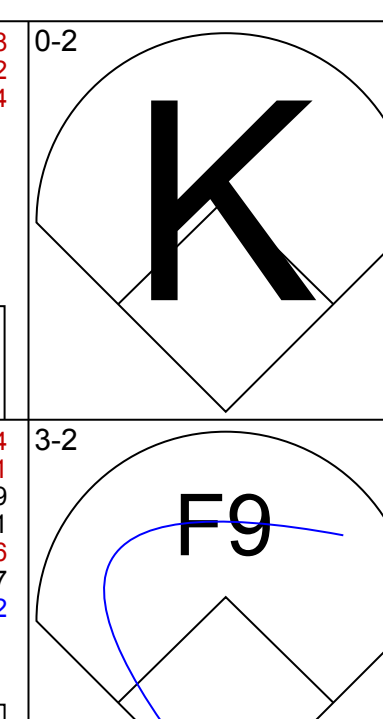
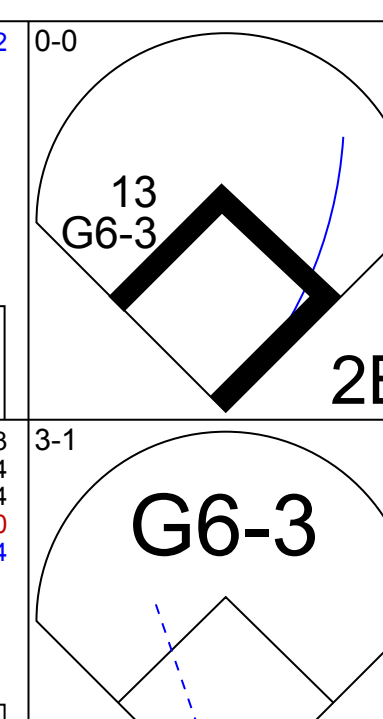
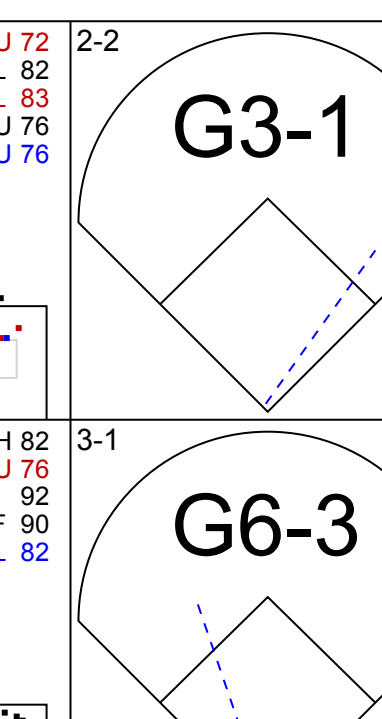
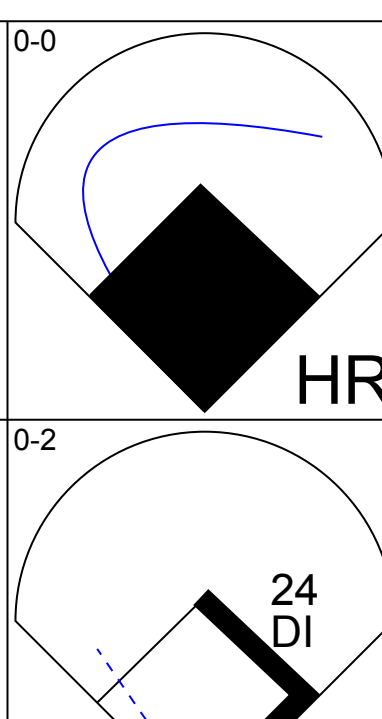
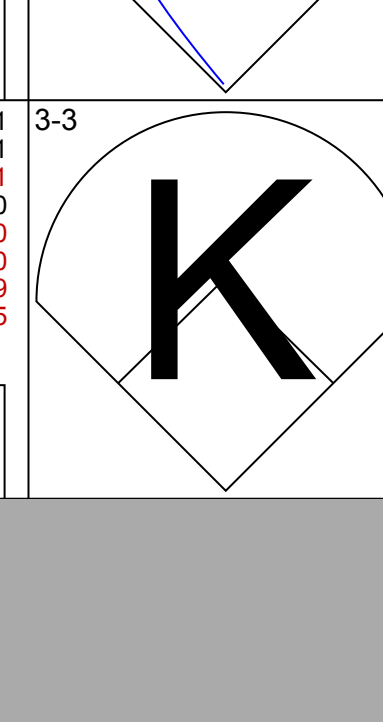
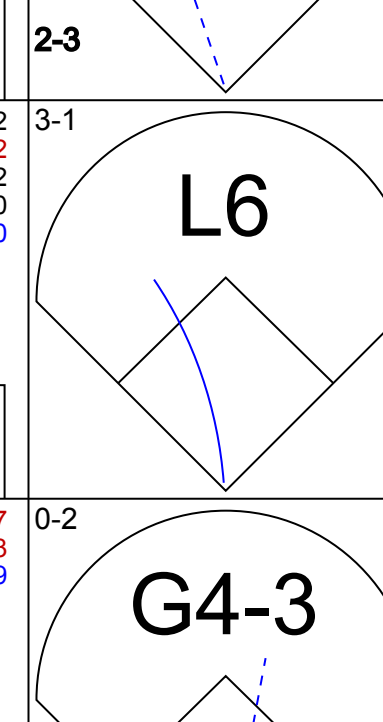

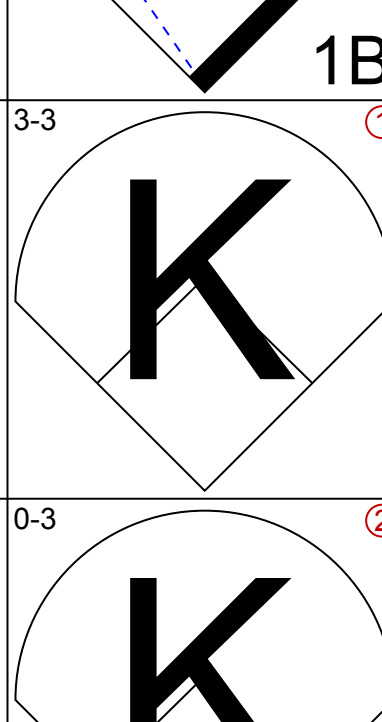


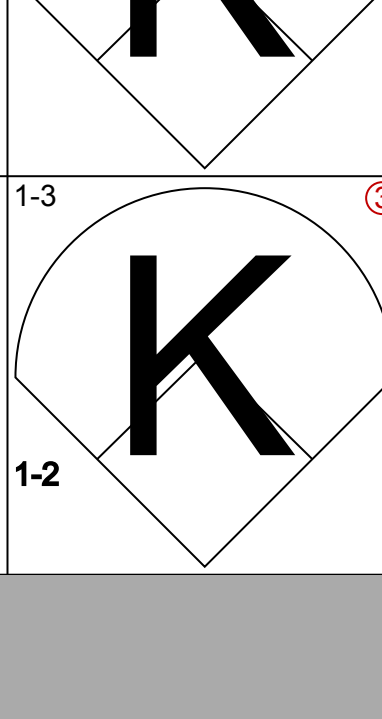
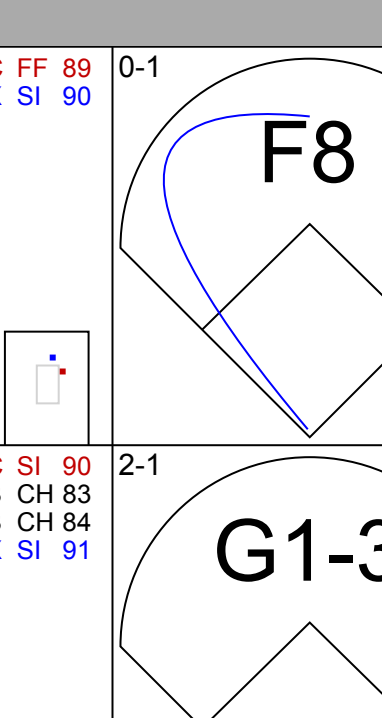


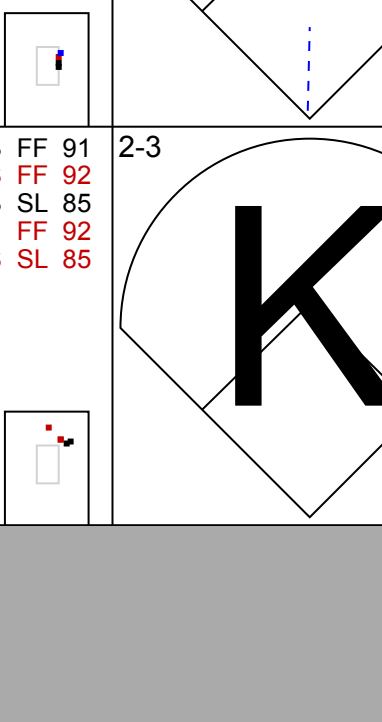
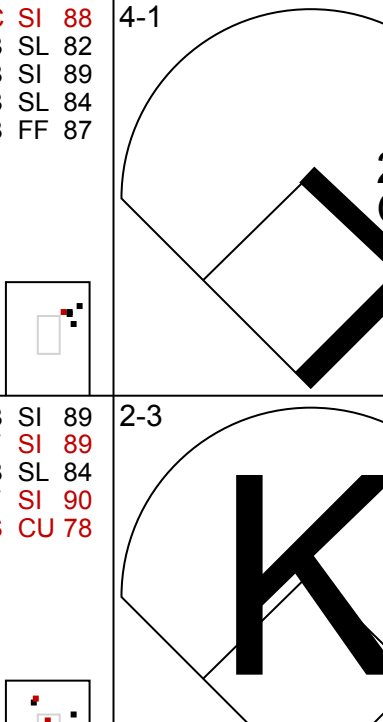


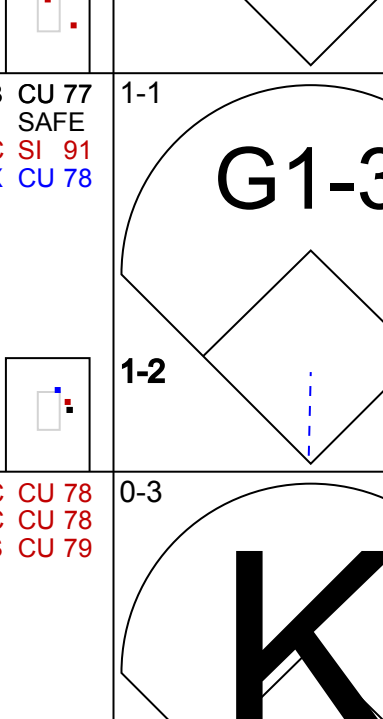

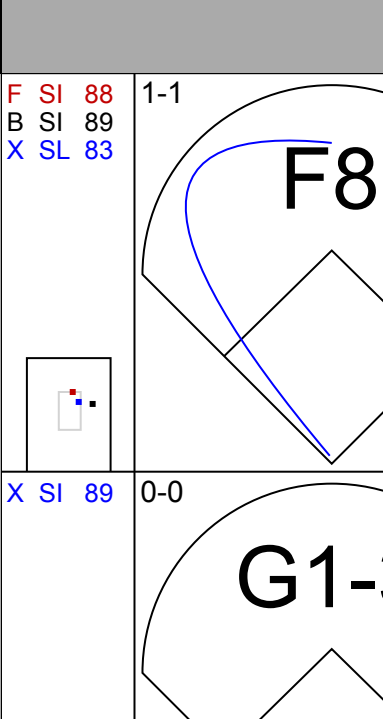

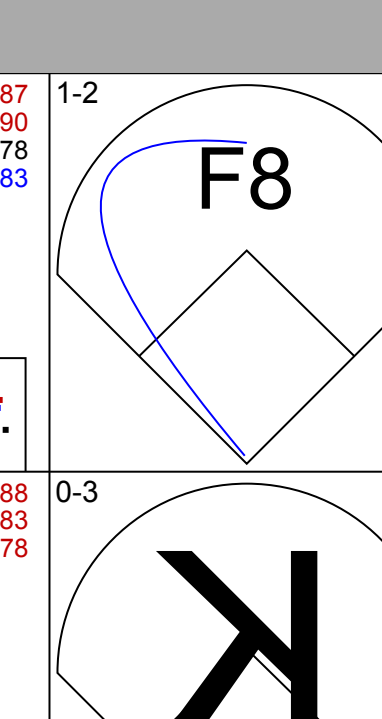
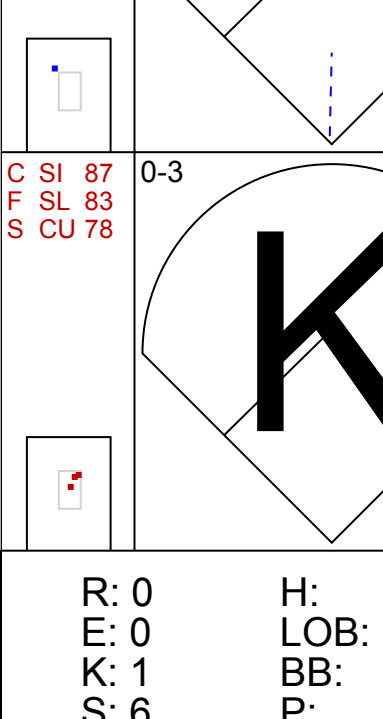
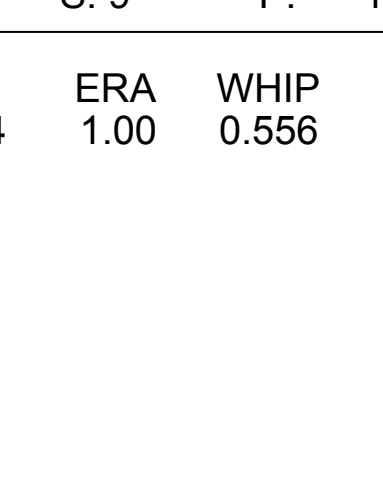
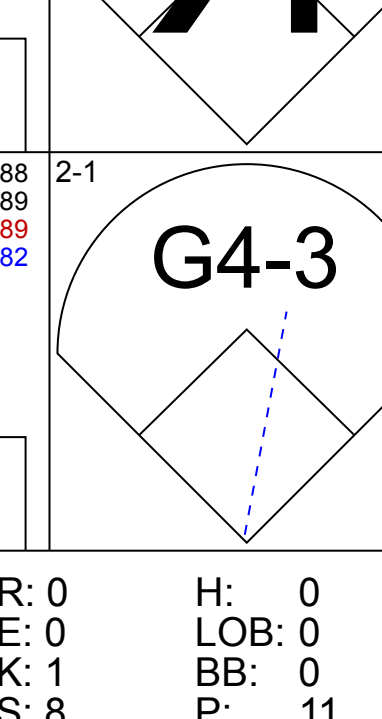
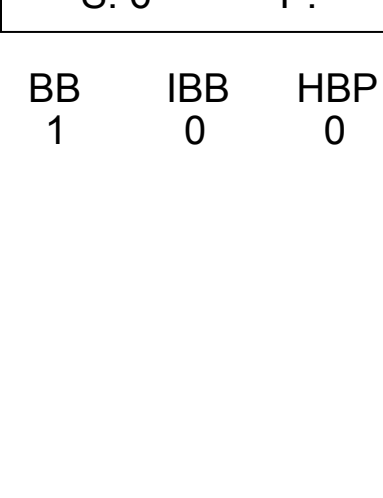
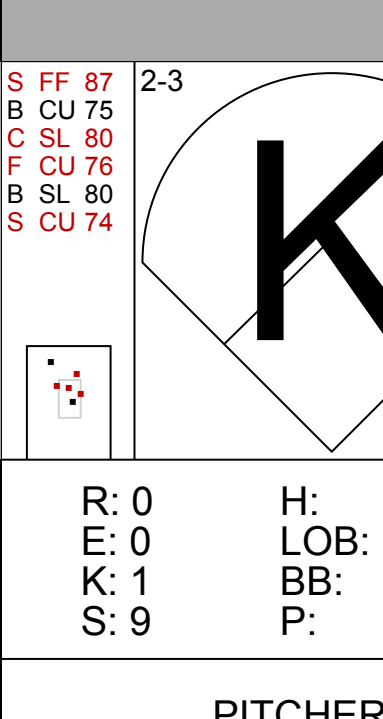



| Batter | 1 | 2 | 3 | 4 | 5 | 6 | 7 | 8 | 9 | 10 | 11 | AB | R | H | RBI | BB | SO | LOB | BOTTOM | | |
|---|--|----------------------------------|---------------------------------|----------------------------------|--|---|---|---|---|---|---|---|---|---|---|---|---|---|---|---|---|
| 21 Tyler Colvin, L OBP: 0.318, SLG: 0.529 | (1,9) 13 CS | | | | | | (2) K | | (2) K | | | 5 | 0 | 1 | 0 | 0 | 3 | 3 | | | |
| 13 Starlin Castro, R OBP: 0.369, SLG: 0.445 | (1,6) G6-3 | | | | | | (2) F9 | | (2) G5-3 | | | 4 | 0 | 1 | 1 | 0 | 0 | 2 | | | |
| 25 Derrek Lee, R OBP: 0.338, SLG: 0.391 | (1,3) F7 | | | | | | (2) 24 1B | | (2) F8 | | | 5 | 1 | 1 | 0 | 0 | 0 | 3 | | | |
| 16 Aramis Ramirez, R OBP: 0.284, SLG: 0.439 | (1,5) FC5-4 | | | | | | (2) G5-3 | | (2) P2 | | | 5 | 0 | 1 | 0 | 0 | 0 | 3 | | | |
| 24 Marlon Byrd, R OBP: 0.374, SLG: 0.471 | (1,8) FC5-4 | | | | | | (2) 12 1B | | (2) G6-3 | | | 5 | 0 | 2 | 1 | 0 | 1 | 4 | | | |
| 12 Alfonso Soriano, R OBP: 0.338, SLG: 0.531 | (1,7) F7 | | | | | | (2) G6-4-3 | | (2) G6-3 | | | 4 | 0 | 2 | 0 | 0 | 0 | 2 | | | |
| 51 Brian Schmitter, R OBP: 0.292, SLG: 0.343 | (10,1) F7 | | | | | | (2) G6-4-3 | | (2) 18 1B | | | 1 | 0 | 1 | 0 | 0 | 0 | 0 | | | |
| 18 Geovany Soto, R OBP: 0.404, SLG: 0.521 | (1,2) FC6-4 | | | | | | (2) 2 3B | | (2) G6-4-3 | | | 4 | 1 | 0 | 0 | 1 | 0 | 5 | | | |
| 28 Jeff Baker, R OBP: 0.294, SLG: 0.397 | (11,PR) FC6-4 | | | | | | (2) 13 1B | | (2) G6-3 | | | 0 | 0 | 0 | 0 | 0 | 0 | 0 | | | |
| 2 Ryan Theriot, R OBP: 0.318, SLG: 0.318 | (1,4) SH2-4 | | | | | | (2) 46 SH2-4 | | (2) G3-1 | | | 5 | 1 | 2 | 1 | 0 | 1 | 2 | | | |
| 46 Ryan Dempster, R OBP: 0.135, SLG: 0.102 | (1,1) SH2-4 | | | | | | (2) G5-3 | | (2) K | | | 1 | 0 | 0 | 0 | 0 | 0 | 1 | | | |
| 17 Mike Fontenot, L OBP: 0.333, SLG: 0.401 | (7,PH) SH2-4 | | | | | | (2) G5-3 | | (2) K | | | 1 | 0 | 0 | 0 | 0 | 0 | 0 | | | |
| 45 Sean Marshall, L OBP: 0.333, SLG: 0.401 | (8,1) SH2-4 | | | | | | (2) G5-3 | | (2) K | | | 0 | 0 | 0 | 0 | 0 | 0 | 0 | | | |
| 49 Carlos Marmol, R OBP: 0.294, SLG: 0.397 | (9,1) SH2-4 | | | | | | (2) G5-3 | | (2) K | | | 2 | 0 | 1 | 0 | 0 | 1 | 2 | | | |
| 1 Kousuke Fukudome, L OBP: 0.356, SLG: 0.410 | (10,9) SH2-4 | | | | | | (2) G5-3 | | (2) K | | | 2 | 0 | 1 | 0 | 0 | 1 | 2 | | | |
| Inning Stats | R: 0 E: 0 K: 0 S: 11 | H: 1 LOB: 0 BB: 0 P: 18 | R: 0 E: 0 K: 0 S: 9 | H: 1 LOB: 1 BB: 0 P: 14 | R: 0 E: 0 K: 1 S: 8 | H: 1 LOB: 1 BB: 0 P: 11 | R: 1 E: 0 K: 0 S: 10 | H: 2 LOB: 0 BB: 0 P: 13 | R: 0 E: 0 K: 0 S: 9 | H: 0 LOB: 0 BB: 0 P: 15 | R: 0 E: 0 K: 0 S: 10 | H: 0 LOB: 1 BB: 0 P: 15 | R: 0 E: 0 K: 0 S: 7 | H: 1 LOB: 3 BB: 0 P: 27 | R: 0 E: 0 K: 2 S: 9 | H: 1 LOB: 2 BB: 0 P: 17 | 1B: 10 2B: 1 3B: 1 HR: 0 | SF: 0 SAC: 1 DP: 2 HBP: 1 | WP: 0 PB: 0 SB: 2 CS: 1 | PA: 45 | |
| PITCHER | IP: 7.0 WLS: 3 BF: 28 ERA: 3.09 | WLS: 1.0 BF: 3 ERA: 2.38 | WLS: 3.0 BF: 13 ERA: 3.12 | WLS: 2.0 BF: 9 ERA: 10.8 | IP: 6.0 WLS: 3 BF: 25 ERA: 3.86 | IP: 6.0 WLS: 3 BF: 25 ERA: 1.714 | IP: 6.0 WLS: 3 BF: 25 ERA: 0.000 | IP: 6.0 WLS: 3 BF: 25 ERA: 0.000 | IP: 6.0 WLS: 3 BF: 25 ERA: 2.000 | IP: 6.0 WLS: 3 BF: 25 ERA: 2.000 | IP: 6.0 WLS: 3 BF: 25 ERA: 2.000 | IP: 6.0 WLS: 3 BF: 25 ERA: 2.000 | IP: 6.0 WLS: 3 BF: 25 ERA: 2.000 | IP: 6.0 WLS: 3 BF: 25 ERA: 2.000 | IP: 6.0 WLS: 3 BF: 25 ERA: 2.000 | IP: 6.0 WLS: 3 BF: 25 ERA: 2.000 | IP: 6.0 WLS: 3 BF: 25 ERA: 2.000 | IP: 6.0 WLS: 3 BF: 25 ERA: 2.000 | IP: 6.0 WLS: 3 BF: 25 ERA: 2.000 | IP: 6.0 WLS: 3 BF: 25 ERA: 2.000 | IP: 6.0 WLS: 3 BF: 25 ERA: 2.000 |

St. Louis Cardinals @ Chicago Cubs
Wrigley Field, Chicago, IL
Sun Jul 25 2010, 7:11 PM - 10:50 PM CDT
Att: 41,406 - Clear - 73 F

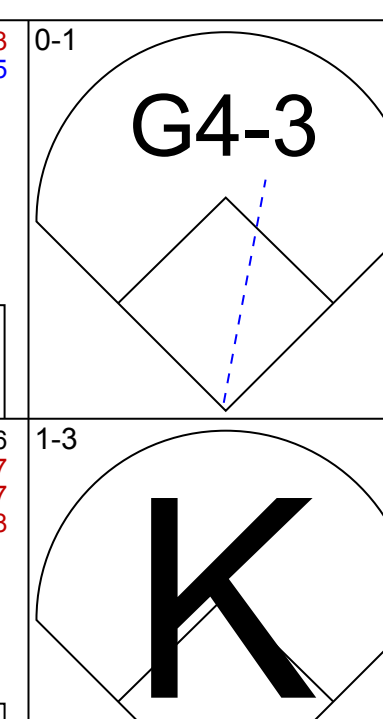
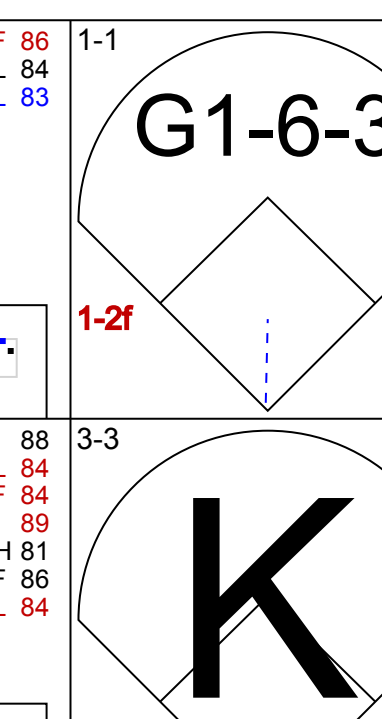
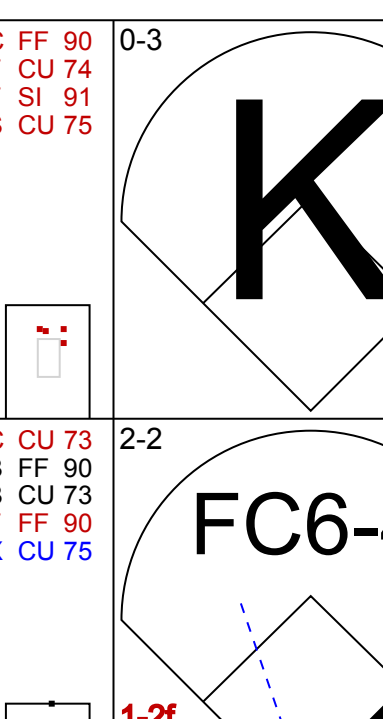
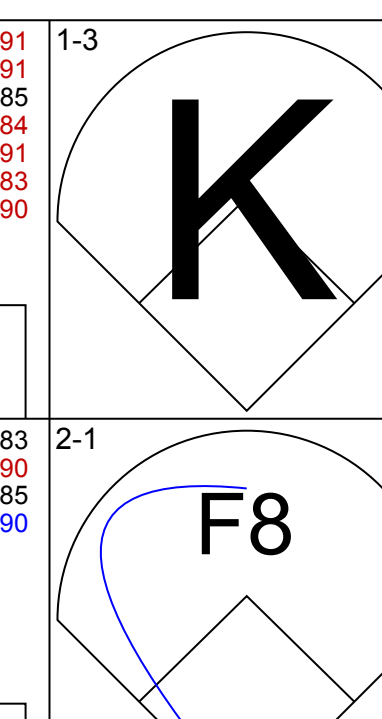
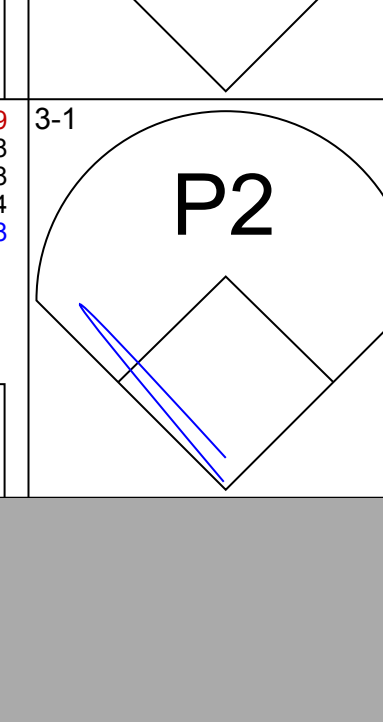




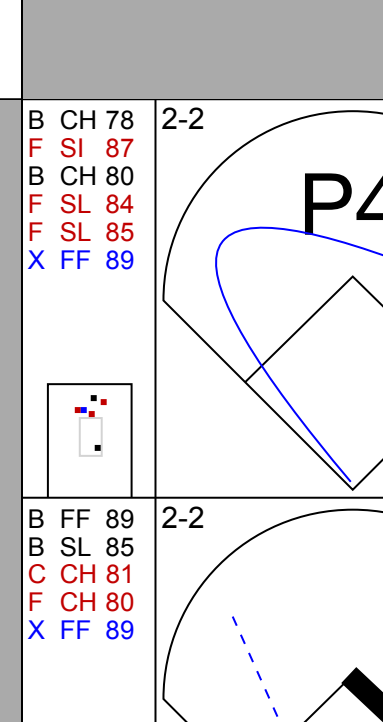
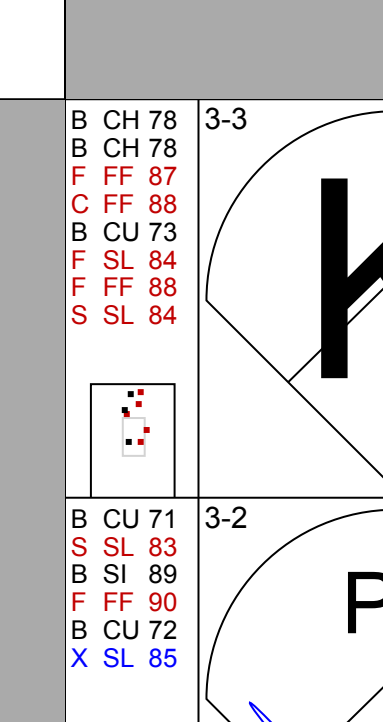
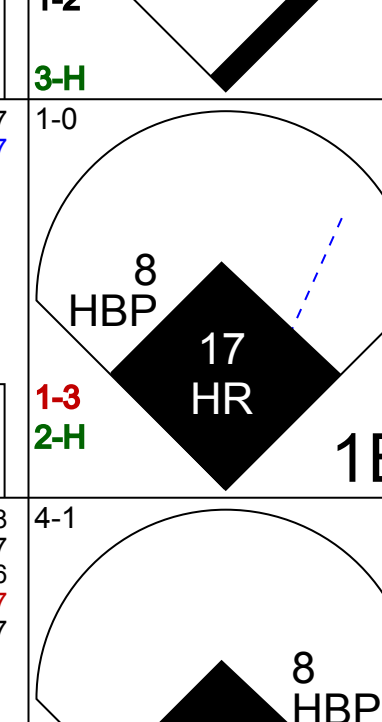
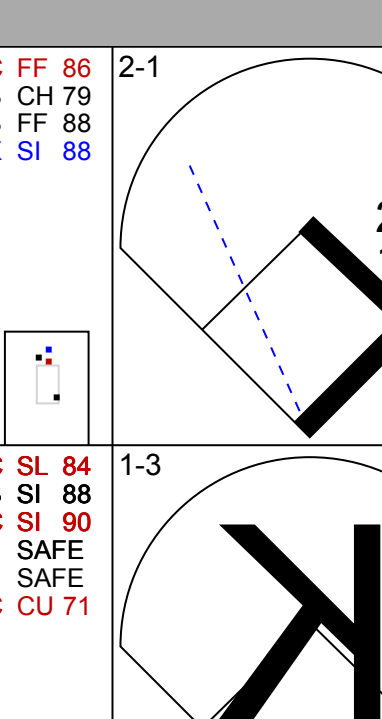
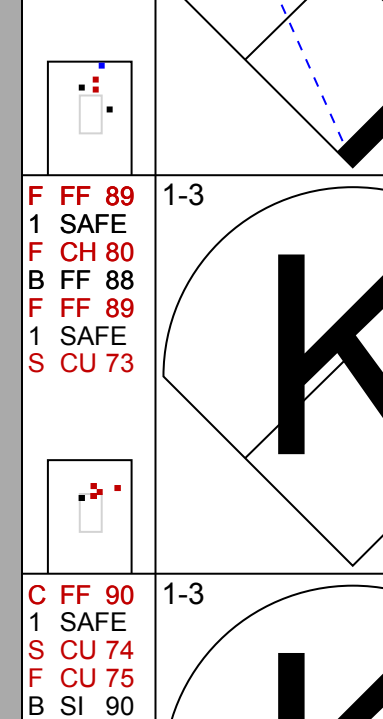
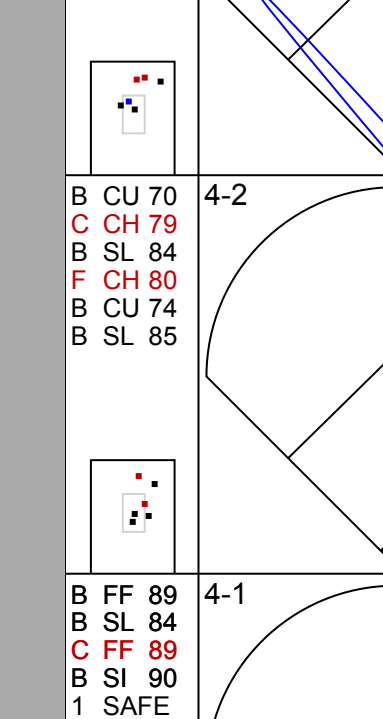
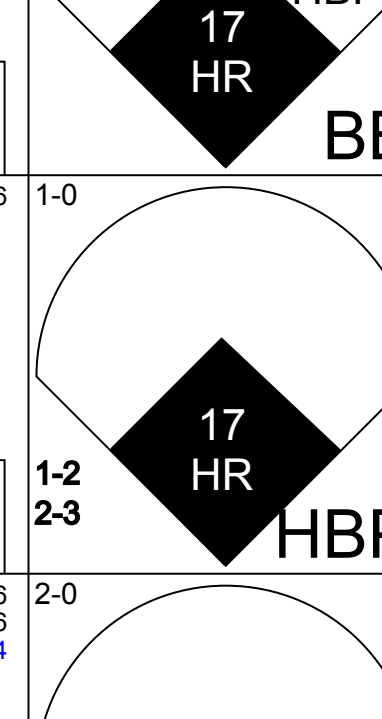
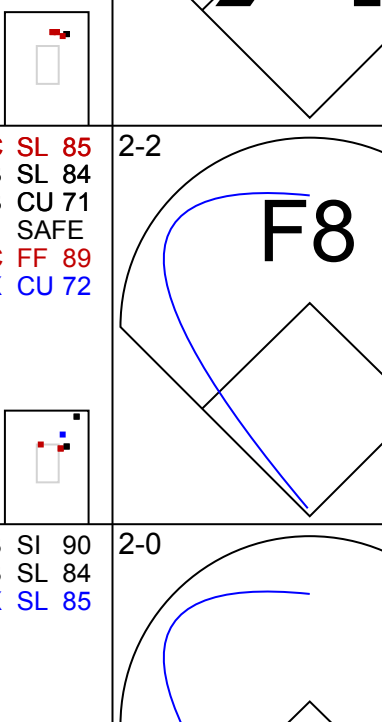
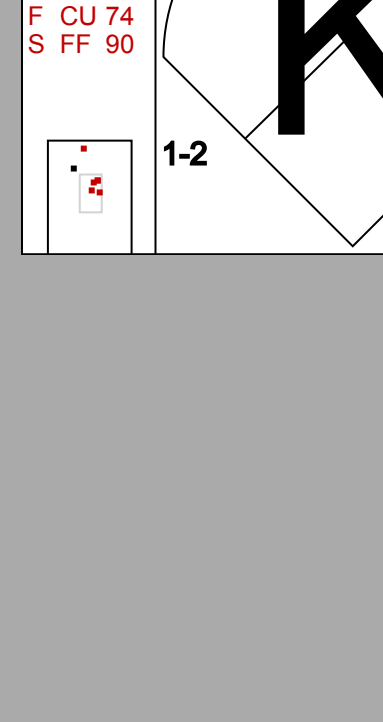
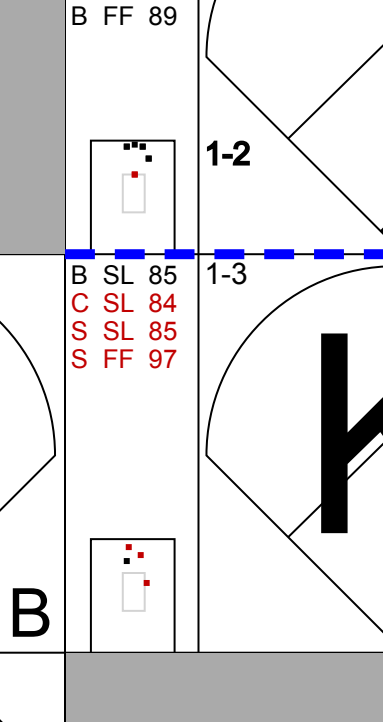
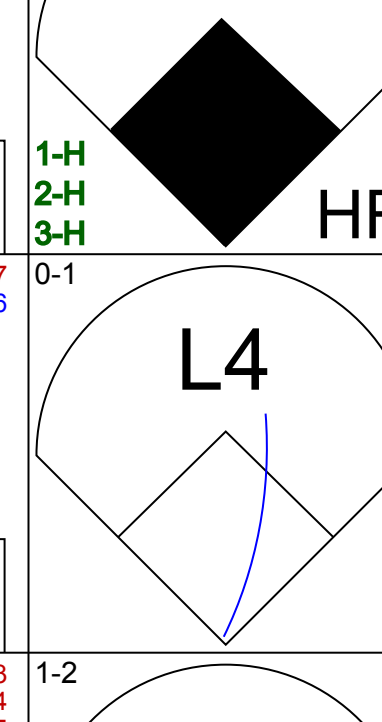
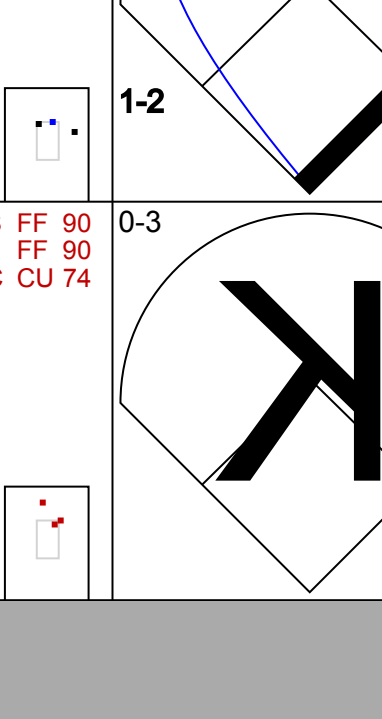

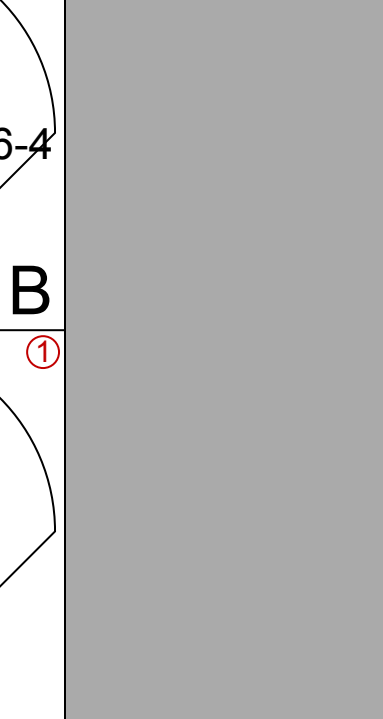
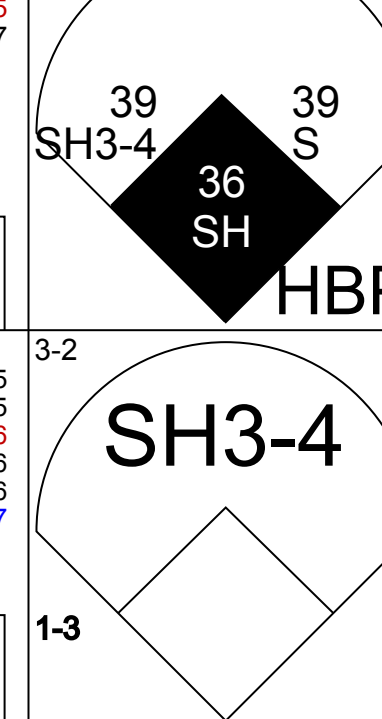
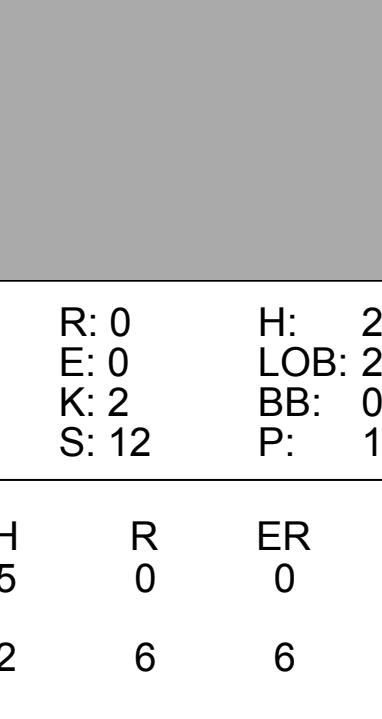
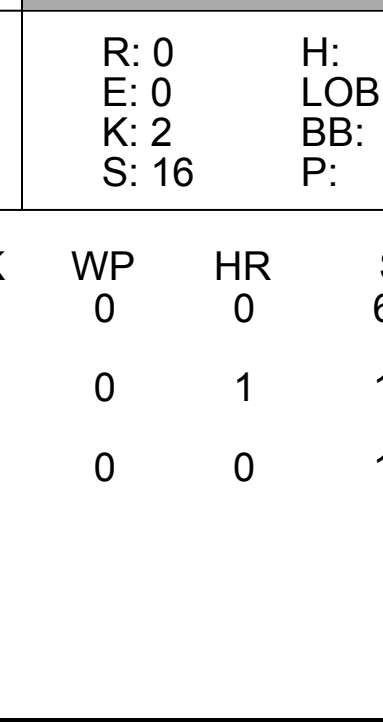
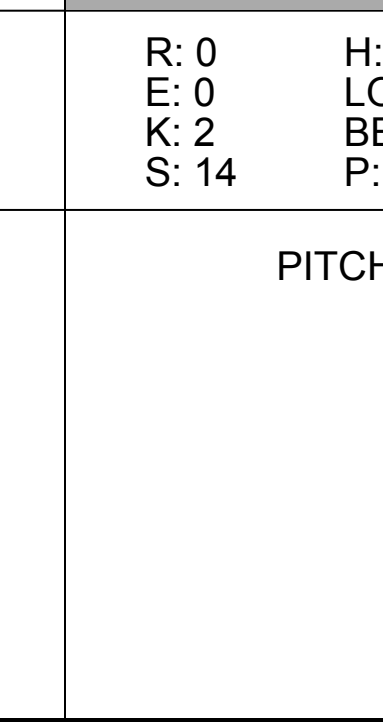
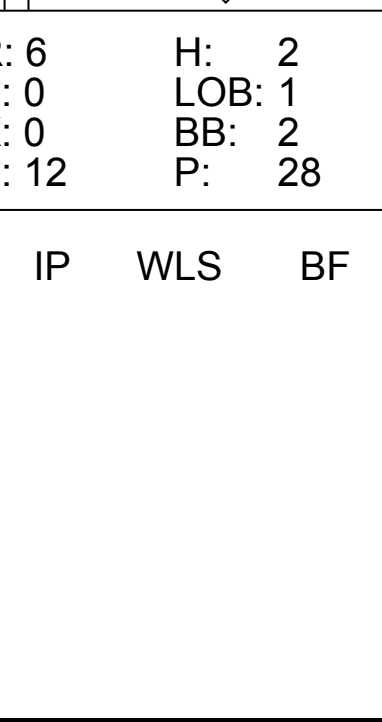

AB 42
R 3
H 12
RBI 3
BB 1
SO 7
LOB 27



| Batter | 1 | 2 | 3 | 4 | 5 | 6 | 7 | 8 | 9 | AB | R | H | RBI | BB | SO | LOB | TOP | | | | | |
|--|---|--|---|--|--|---|------------------------------|----------------------------------|---|----------------------------------|------------------------------|----------------------------------|------------------------------|----------------------------------|------------------------------|----------------------------------|---|----------------------------------|----------------------------------|------------------------------------|----------------------------------|--------|
| 21 Tyler Colvin, L (1,9) OBP: 0.319, SLG: 0.548 |  | | |  | |  | | |  | 4 | 1 | 2 | 1 | 0 | 1 | 0 | Chicago Cubs @ Houston Astros Minute Maid Park, Houston, TX Tue Jul 27 2010, 7:05 PM - 9:47 PM CDT Att: 28,047 - Roof Closed - 73 F | | | | | |
| 13 Starlin Castro, R (1,6) OBP: 0.356, SLG: 0.445 |  | | |  | |  | | |  | 4 | 0 | 1 | 0 | 0 | 0 | 1 | | | | | | |
| 25 Derrek Lee, R (1,3) OBP: 0.333, SLG: 0.387 |  | | |  | | | | |  | 4 | 0 | 0 | 0 | 0 | 3 | 2 | | | | | | |
| 16 Aramis Ramirez, R (1,5) OBP: 0.283, SLG: 0.432 | |  | |  | | | | |  | 4 | 0 | 0 | 0 | 0 | 1 | 2 | | | | | | |
| 24 Marlon Byrd, R (1,8) OBP: 0.376, SLG: 0.469 | |  | | |  | | | |  | 3 | 0 | 1 | 0 | 1 | 1 | 1 | | | | | | |
| 12 Alfonso Soriano, R (1,7) OBP: 0.335, SLG: 0.532 | |  | | |  | | | |  | 3 | 0 | 0 | 0 | 0 | 2 | 2 | | | | | | |
| 2 Ryan Theriot, R (1,4) OBP: 0.318, SLG: 0.325 | | |  | |  | | | |  | 3 | 0 | 0 | 0 | 0 | 0 | 1 | | | | | | |
| 55 Koyie Hill, S (1,2) OBP: 0.233, SLG: 0.258 | | |  | |  | | | |  | 3 | 0 | 0 | 0 | 0 | 2 | 1 | | | | | | |
| 30 Ted Lilly, L (1,1) OBP: 0.118, SLG: 0.032 | | |  | | |  | | |  | 2 | 0 | 0 | 0 | 0 | 2 | 0 | | | | | | |
| 48 Andrew Cashner, R (6, 1) | | | | | | | | | | 0 | 0 | 0 | 0 | 0 | 0 | 0 | | | | | | |
| 1 Kosuke Fukudome, L (6, PH) OBP: 0.354, SLG: 0.409 | | | | | | | | | | 1 | 0 | 0 | 0 | 0 | 0 | 0 | | | | | | |
| 62 Bob Howry, L (8, 1) | | | | | | | | | | 0 | 0 | 0 | 0 | 0 | 0 | 0 | | | | | | |
| Inning Stats | R: 0 E: 0 K: 2 S: 12 | H: 0 LOB: 0 BB: 0 P: 18 | R: 0 E: 0 K: 1 S: 7 | H: 0 LOB: 0 BB: 0 P: 11 | R: 0 E: 0 K: 1 S: 6 | H: 0 LOB: 0 BB: 1 P: 7 | R: 0 E: 0 K: 0 S: 8 | H: 1 LOB: 1 BB: 0 P: 14 | R: 0 E: 0 K: 2 S: 9 | H: 0 LOB: 1 BB: 1 P: 16 | R: 0 E: 0 K: 1 S: 9 | H: 0 LOB: 0 BB: 0 P: 16 | R: 0 E: 0 K: 1 S: 9 | H: 1 LOB: 1 BB: 0 P: 11 | R: 0 E: 0 K: 1 S: 8 | H: 0 LOB: 0 BB: 0 P: 11 | R: 1 E: 0 K: 3 S: 16 | H: 2 LOB: 1 BB: 0 P: 20 | 1B: 2 2B: 1 3B: 0 HR: 1 | SF: 0 SAC: 0 DP: 0 HBP: 0 | WP: 0 PB: 0 SB: 0 CS: 0 | PA: 32 |
| PITCHER | IP WLS BF H R ER SO BB IBB HBP BLK WP HR S P ERA WHIP | | | | | | | | | | | | | | | | | | | | | |
| 39 Brett Myers, R (1, 1) ERA: 3.1 | 9.0 W 32 4 1 1 12 1 0 0 0 0 1 84 124 1.00 0.556 | | | | | | | | | | | | | | | | | | | | | |

| | |
|-----|----|
| AB | 31 |
| R | 1 |
| H | 4 |
| RBI | 1 |
| BB | 1 |
| SO | 12 |
| LOB | 10 |



| Batter | 1 | 2 | 3 | 4 | 5 | 6 | 7 | 8 | 9 | AB | R | H | RBI | BB | SO | LOB | BOTTOM | | | |
|---|---|---|---|---|--|---|-------------------------------|----------------------------------|---|----------------------------------|-------------------------------|----------------------------------|-------------------------------|----------------------------------|-------------------------------|----------------------------------|---|------------------------------------|----------------------------------|--------|
| 21 Michael Bourn, L (1,8) OBP: 0.327, SLG: 0.329 |  | |  | |  | | | |  | 4 | 1 | 0 | 0 | 1 | 2 | 4 | Chicago Cubs @ Houston Astros Minute Maid Park, Houston, TX Tue Jul 27 2010, 7:05 PM - 9:47 PM CDT Att: 28,047 - Roof Closed - 73 F | | | |
| 36 Angel Sanchez, R (1,6) OBP: 0.333, SLG: 0.373 |  | |  | |  | | | |  | 4 | 0 | 0 | 1 | 0 | 2 | 3 | | | | |
| 9 Hunter Pence, R (1,9) OBP: 0.317, SLG: 0.439 |  | | |  | |  | | |  | 4 | 1 | 1 | 1 | 0 | 1 | 0 | | | | |
| 45 Carlos Lee, R (1,7) OBP: 0.281, SLG: 0.382 | |  | |  | |  | | |  | 3 | 1 | 2 | 0 | 1 | 0 | 0 | | | | |
| 18 Anderson Hernandez, S (8, 4) OBP: 0.250, SLG: 0.273 | |  | |  | |  | | |  | 0 | 0 | 0 | 0 | 0 | 0 | 0 | | | | |
| 8 Jeff Keppinger, R (1,4) OBP: 0.345, SLG: 0.388 | |  | |  | |  | | |  | 2 | 1 | 0 | 0 | 1 | 2 | 2 | | | | |
| 15 Jason Castro, L (8, 2) OBP: 0.256, SLG: 0.260 | |  | |  | |  | | |  | 0 | 0 | 0 | 0 | 0 | 0 | 0 | | | | |
| 17 Lance Berkman, S (1,3) OBP: 0.383, SLG: 0.429 | |  | | | | | | | | 3 | 1 | 1 | 4 | 1 | 1 | 2 | | | | |
| 23 Chris Johnson, R (1,5) OBP: 0.347, SLG: 0.496 | | | | | | | | | | 4 | 0 | 2 | 0 | 0 | 1 | 3 | | | | |
| 55 Humberto Quintero, R (1,2) OBP: 0.271, SLG: 0.333 | | | | | | | | | | 2 | 0 | 1 | 0 | 0 | 1 | 2 | | | | |
| 11 Jason Bourgeois, R (7, PR) OBP: 0.333, SLG: 0.282 | | | | | | | | | | 1 | 1 | 1 | 0 | 0 | 0 | 0 | | | | |
| 39 Brett Myers, R (1, 1) OBP: 0.190, SLG: 0.150 | | | | | | | | | | 2 | 0 | 0 | 0 | 1 | 0 | 3 | | | | |
| Inning Stats | R: 0 E: 0 K: 1 S: 7 | H: 2 LOB: 2 BB: 0 P: 11 | R: 0 E: 0 K: 2 S: 12 | H: 2 LOB: 0 BB: 0 P: 19 | R: 0 E: 0 K: 1 S: 6 | H: 0 LOB: 0 BB: 1 P: 14 | R: 0 E: 0 K: 2 S: 16 | H: 1 LOB: 1 BB: 0 P: 22 | R: 0 E: 0 K: 1 S: 15 | H: 2 LOB: 2 BB: 2 P: 22 | R: 0 E: 0 K: 2 S: 14 | H: 0 LOB: 2 BB: 2 P: 29 | R: 6 E: 0 K: 0 S: 12 | H: 2 LOB: 1 BB: 2 P: 28 | R: 0 E: 0 K: 1 S: 11 | H: 1 LOB: 1 BB: 0 P: 14 | 1B: 6 2B: 1 3B: 0 HR: 1 | SF: 0 SAC: 2 DP: 1 HBP: 2 | WP: 0 PB: 0 SB: 2 CS: 0 | PA: 38 |
| PITCHER | IP WLS BF H R ER SO BB IBB HBP BLK WP HR S P ERA WHIP | | | | | | | | | | | | | | | | | | | |
| 30 Ted Lilly, L (1, 1) ERA: 3.69 | 5.2 L 24 2 6 6 1 1 1 2 0 0 0 1 15 32 40.50 2.250 | | | | | | | | | | | | | | | | | | | |
| 48 Andrew Cashner, R (6, 1) ERA: 4.29 | 1.1 10 2 6 6 1 1 1 2 0 0 0 1 15 32 40.50 2.250 | | | | | | | | | | | | | | | | | | | |
| 62 Bob Howry, R (8, 1) ERA: 7.08 | 1.0 4 1 0 0 1 0 0 0 0 0 0 0 11 14 0.00 1.000 | | | | | | | | | | | | | | | | | | | |

| | |
|-----|----|
| AB | 29 |
| R | 6 |
| H | 8 |
| RBI | 6 |
| BB | 5 |
| SO | 10 |
| LOB | 19 |



| Batter | 1 | 2 | 3 | 4 | 5 | 6 | 7 | 8 | 9 | AB | R | H | RBI | BB | SO | LOB | TOP | | | | | | | |
|---|---|---|---|--|-------------------------------|----------------------------------|------------------------------|----------------------------------|------------------------------|----------------------------------|------------------------------|---------------------------------|-------------------------------|----------------------------------|------------------------------|----------------------------------|---|----------------------------------|----------------------------------|------------------------------------|----------------------------------|--------|--|--|
| 2 Ryan Theriot, R OBP: 0.321, SLG: 0.329 | | | | | | | | | | 5 | 1 | 3 | 0 | 0 | 0 | 2 | Chicago Cubs @ Houston Astros Minute Maid Park, Houston, TX Wed Jul 28 2010, 1:06 PM - 4:03 PM CDT Att: 28,046 - Roof Closed - 73 F | | | | | | | |
| 13 Starlin Castro, R OBP: 0.360, SLG: 0.446 | | | | | | | | | | 4 | 0 | 2 | 0 | 0 | 1 | 2 | | | | | | | | |
| 21 Tyler Colvin, L OBP: 0.325, SLG: 0.547 | | | | | | | | | | 2 | 0 | 1 | 0 | 2 | 0 | 2 | | | | | | | | |
| 16 Aramis Ramirez, R OBP: 0.279, SLG: 0.428 | | | | | | | | | | 3 | 0 | 0 | 1 | 0 | 0 | 5 | | | | | | | | |
| 22 Xavier Nady, R OBP: 0.289, SLG: 0.338 | | | | | | | | | | 4 | 0 | 0 | 0 | 0 | 1 | 4 | | | | | | | | |
| 1 Kosuke Fukudome, L OBP: 0.356, SLG: 0.405 | | | | | | | | | | 2 | 0 | 0 | 0 | 2 | 1 | 0 | | | | | | | | |
| 28 Jeff Baker, R OBP: 0.286, SLG: 0.385 | | | | | | | | | | 4 | 0 | 0 | 0 | 0 | 2 | 4 | | | | | | | | |
| 55 Koyie Hill, S OBP: 0.234, SLG: 0.257 | | | | | | | | | | 4 | 0 | 1 | 0 | 0 | 3 | 0 | | | | | | | | |
| 36 Randy Wells, R OBP: 0.188, SLG: 0.194 | | | | | | | | | | 2 | 0 | 0 | 0 | 0 | 0 | 0 | | | | | | | | |
| 40 James Russell, L OBP: 0.350, SLG: 0.396 | | | | | | | | | | 1 | 0 | 0 | 0 | 0 | 0 | 0 | | | | | | | | |
| 17 Mike Fontenot, L OBP: 0.271, SLG: 0.396 | | | | | | | | | | 0 | 0 | 0 | 0 | 0 | 0 | 0 | | | | | | | | |
| 51 Brian Schmitter, R OBP: 0.271, SLG: 0.396 | | | | | | | | | | 0 | 0 | 0 | 0 | 0 | 0 | 0 | | | | | | | | |
| 62 Bob Howry, L OBP: 0.271, SLG: 0.396 | | | | | | | | | | 0 | 0 | 0 | 0 | 0 | 0 | 0 | | | | | | | | |
| 64 Justin Berg, R OBP: 0.271, SLG: 0.396 | | | | | | | | | | 0 | 0 | 0 | 0 | 0 | 0 | 0 | | | | | | | | |
| 12 Alfonso Soriano, R OBP: 0.234, SLG: 0.338 | | | | | | | | | | 1 | 0 | 0 | 0 | 0 | 0 | 2 | | | | | | | | |
| Inning Stats | R: 1 E: 0 K: 2 S: 16 | H: 1 LOB: 3 BB: 2 P: 29 | R: 0 E: 0 K: 2 S: 8 | H: 0 LOB: 0 BB: 0 P: 11 | R: 0 E: 0 K: 0 S: 11 | H: 1 LOB: 1 BB: 1 P: 16 | R: 0 E: 0 K: 2 S: 8 | H: 0 LOB: 0 BB: 0 P: 13 | R: 0 E: 0 K: 1 S: 9 | H: 2 LOB: 2 BB: 0 P: 10 | R: 0 E: 0 K: 1 S: 5 | H: 0 LOB: 0 BB: 0 P: 7 | R: 0 E: 0 K: 2 S: 12 | H: 1 LOB: 1 BB: 0 P: 18 | R: 0 E: 0 K: 0 S: 6 | H: 1 LOB: 0 BB: 0 P: 10 | R: 0 E: 0 K: 0 S: 10 | H: 1 LOB: 2 BB: 1 P: 19 | 1B: 7 2B: 0 3B: 0 HR: 0 | SF: 1 SAC: 0 DP: 2 HBP: 0 | WP: 0 PB: 0 SB: 1 CS: 0 | PA: 37 | | |
| PITCHER | IP WLS BF H R ER SO BB IBB HBP BLK WP HR S P ERA WHIP | 6.0 W 25 4 1 0 7 3 0 0 0 0 0 57 86 0.00 1.167 | 1.0 H 4 1 0 0 2 0 0 0 0 0 0 6 18 0.00 1.000 | 1.0 3 1 0 0 0 0 0 0 0 0 0 10 19 0.00 2.000 | | | | | | | | | | | | | | | | | | | | |

| Batter | 1 | 2 | 3 | 4 | 5 | 6 | 7 | 8 | 9 | AB | R | H | RBI | BB | SO | LOB | BOTTOM | | | | | |
|--|---|---|--|---|---|--|-------------------------------|----------------------------------|-------------------------------|----------------------------------|-------------------------------|----------------------------------|-------------------------------|----------------------------------|----------------------------------|------------------------------------|---|--------|--|--|--|--|
| 21 Michael Bourn, L OBP: 0.328, SLG: 0.326 | | | | | | | | | | 3 | 0 | 0 | 0 | 2 | 0 | 3 | Chicago Cubs @ Houston Astros Minute Maid Park, Houston, TX Wed Jul 28 2010, 1:06 PM - 4:03 PM CDT Att: 28,046 - Roof Closed - 73 F | | | | | |
| 36 Angel Sanchez, R OBP: 0.325, SLG: 0.361 | | | | | | | | | | 5 | 1 | 1 | 1 | 0 | 1 | 2 | | | | | | |
| 17 Lance Berkman, S OBP: 0.372, SLG: 0.436 | | | | | | | | | | 2 | 3 | 2 | 0 | 3 | 0 | 0 | | | | | | |
| 9 Hunter Pence, R OBP: 0.321, SLG: 0.444 | | | | | | | | | | 5 | 1 | 3 | 2 | 0 | 0 | 3 | | | | | | |
| 45 Carlos Lee, R OBP: 0.283, SLG: 0.399 | | | | | | | | | | 4 | 2 | 2 | 4 | 0 | 0 | 4 | | | | | | |
| 37 Brandon Lyon, R OBP: 0.238, SLG: 0.303 | | | | | | | | | | 0 | 0 | 0 | 0 | 0 | 0 | 0 | | | | | | |
| 77 Pedro Feliz, R OBP: 0.238, SLG: 0.303 | | | | | | | | | | 1 | 0 | 0 | 0 | 0 | 0 | 2 | | | | | | |
| 58 Fernando Abad, L OBP: 0.348, SLG: 0.350 | | | | | | | | | | 0 | 0 | 0 | 0 | 0 | 0 | 0 | | | | | | |
| 23 Chris Johnson, R OBP: 0.349, SLG: 0.488 | | | | | | | | | | 4 | 0 | 1 | 0 | 1 | 0 | 2 | | | | | | |
| 15 Jason Castro, L OBP: 0.264, SLG: 0.269 | | | | | | | | | | 5 | 0 | 2 | 0 | 0 | 1 | 4 | | | | | | |
| 18 Anderson Hernandez, S OBP: 0.250, SLG: 0.271 | | | | | | | | | | 4 | 0 | 1 | 0 | 0 | 1 | 2 | | | | | | |
| 20 Bud Norris, R OBP: 0.125, SLG: 0.167 | | | | | | | | | | 2 | 0 | 0 | 0 | 0 | 1 | 0 | | | | | | |
| 4 Jason Michaels, R OBP: 0.271, SLG: 0.466 | | | | | | | | | | 1 | 0 | 0 | 0 | 0 | 0 | 2 | | | | | | |
| 59 Wilton Lopez, R OBP: 0.271, SLG: 0.466 | | | | | | | | | | 0 | 0 | 0 | 0 | 0 | 0 | 0 | | | | | | |
| 11 Jason Bourgeois, R OBP: 0.348, SLG: 0.350 | | | | | | | | | | 1 | 1 | 1 | 0 | 0 | 0 | 0 | | | | | | |
| Inning Stats | R: 0 E: 0 K: 0 S: 8 | H: 0 LOB: 0 BB: 0 P: 7 | R: 0 E: 0 K: 1 S: 7 | H: 0 LOB: 0 BB: 0 P: 9 | R: 0 E: 0 K: 1 S: 13 | H: 1 LOB: 2 BB: 1 P: 22 | R: 0 E: 0 K: 2 S: 10 | H: 0 LOB: 1 BB: 1 P: 18 | R: 3 E: 0 K: 0 S: 12 | H: 4 LOB: 2 BB: 1 P: 23 | R: 2 E: 0 K: 0 S: 16 | H: 4 LOB: 2 BB: 0 P: 21 | R: 3 E: 0 K: 0 S: 24 | H: 4 LOB: 2 BB: 1 P: 44 | 1B: 8 2B: 2 3B: 1 HR: 2 | SF: 0 SAC: 0 DP: 0 HBP: 0 | WP: 1 PB: 0 SB: 0 CS: 0 | PA: 43 | | | | |
| PITCHER | IP WLS BF H R ER SO BB IBB HBP BLK WP HR S P ERA WHIP | 5.2 L 27 5 3 3 4 5 0 0 0 0 0 0 53 93 4.76 1.765 | 0.1 1 0 0 0 0 0 0 0 0 0 0 1 3 0.00 0.000 | 1.0 7 2 2 0 0 0 0 0 0 0 1 16 21 18.00 4.000 | 0.2 7 4 3 3 0 1 0 0 0 1 0 20 37 40.50 7.500 | 0.1 1 0 0 0 0 0 0 0 0 0 0 4 7 0.00 0.000 | | | | | | | | | | | | | | | | |

| | |
|-----|----|
| AB | 32 |
| R | 1 |
| H | 7 |
| RBI | 1 |
| BB | 4 |
| SO | 9 |
| LOB | 21 |



| | |
|-----|----|
| AB | 37 |
| R | 8 |
| H | 13 |
| RBI | 7 |
| BB | 6 |
| SO | 4 |
| LOB | 24 |



| Batter | 1 | 2 | 3 | 4 | 5 | 6 | 7 | 8 | 9 | AB | R | H | RBI | BB | SO | LOB | TOP | | | | | |
|---|--|--|---|---|---|---|---|---|---|---|---------------------------------------|----------------------------------|--------------------------------------|---------------------------------|---------------------------------------|----------------------------------|--------------------------------------|---------------------------------|----------------------------------|------------------------------------|----------------------------------|--------|
| 21 Tyler Colvin, L (1,9) OBP: 0.327, SLG: 0.548 | P4 | | F8 | | | G4-3 | | 25 HR | | 4 | 1 | 1 | 0 | 0 | 0 | 1 | | | | | | |
| 13 Starlin Castro, R (1,6) OBP: 0.353, SLG: 0.436 | G5-3 | | | G3 | | | 25 FC5-4 | K | | 4 | 0 | 1 | 0 | 0 | 0 | 1 | | | | | | |
| 25 Derrek Lee, R (1,3) OBP: 0.330, SLG: 0.390 | G6-3 | | | G3 | | FC5-4 | | HR | | 4 | 1 | 1 | 3 | 0 | 0 | 1 | | | | | | |
| 16 Aramis Ramirez, R (1,5) OBP: 0.276, SLG: 0.421 | | 24 G4-6-3 | | G6-3 | | | | F8 | | 4 | 0 | 1 | 0 | 0 | 1 | 1 | | | | | | |
| 24 Marlon Byrd, R (1,8) OBP: 0.374, SLG: 0.464 | | G4-6-3 | | | | | | | | 4 | 1 | 1 | 0 | 0 | 0 | 1 | | | | | | |
| 12 Alfonso Soriano, R (1,7) OBP: 0.331, SLG: 0.525 | | | | | | | | | | 4 | 1 | 1 | 1 | 0 | 0 | 0 | | | | | | |
| 18 Geovany Soto, R (1,2) OBP: 0.397, SLG: 0.514 | | | | | | | | | | 3 | 0 | 0 | 1 | 0 | 1 | 0 | | | | | | |
| 17 Mike Fontenot, L (1,4) OBP: 0.328, SLG: 0.393 | | | | | | | | | | 3 | 1 | 1 | 0 | 0 | 1 | 1 | | | | | | |
| 32 Tom Gorzelanny, R (1,1) OBP: 0.154, SLG: 0.154 | | | | | | | | | | 1 | 0 | 0 | 0 | 0 | 1 | 0 | | | | | | |
| 38 Carlos Zambrano, S (7,1) OBP: 0.238, SLG: 0.250 | | | | | | | | | | 0 | 0 | 0 | 0 | 0 | 0 | 0 | | | | | | |
| 1 Kosuke Fukudome, L (8,PH) OBP: 0.355, SLG: 0.403 | | | | | | | | | | 1 | 0 | 0 | 0 | 0 | 1 | 1 | | | | | | |
| 45 Sean Marshall, L (8,1) OBP: 0.342, SLG: 0.449 | | | | | | | | | | 0 | 0 | 0 | 0 | 0 | 0 | 0 | | | | | | |
| Inning Stats | R: 0 H: 0 E: 0 K: 0 S: 6 | H: 0 LOB: 0 BB: 0 P: 8 | R: 0 H: 1 E: 0 K: 0 S: 5 | H: 1 LOB: 0 BB: 0 P: 8 | R: 0 H: 0 E: 1 K: 1 S: 9 | H: 0 LOB: 1 BB: 0 P: 10 | R: 0 H: 0 E: 0 K: 0 S: 6 | H: 0 LOB: 0 BB: 0 P: 7 | R: 2 H: 2 E: 0 K: 1 S: 11 | H: 2 LOB: 0 BB: 0 P: 18 | R: 0 H: 1 E: 0 K: 1 S: 10 | H: 1 LOB: 1 BB: 0 P: 14 | R: 0 H: 0 E: 0 K: 1 S: 7 | H: 0 LOB: 0 BB: 0 P: 9 | R: 3 H: 3 E: 0 K: 2 S: 17 | H: 3 LOB: 0 BB: 0 P: 23 | R: 0 H: 0 E: 0 K: 0 S: 5 | H: 0 LOB: 0 BB: 0 P: 5 | 1B: 5 2B: 1 3B: 0 HR: 1 | SF: 1 SAC: 1 DP: 1 HBP: 0 | WP: 0 PB: 0 SB: 0 CS: 0 | PA: 34 |
| PITCHER | IP: 7.1 WLS: 28 BF: 6 H: 4 R: 4 ER: 4 SO: 5 BB: 0 IBB: 0 HBP: 0 BLK: 0 WP: 0 HR: 0 S: 60 P: 83 ERA: 4.91 WHIP: 0.818 | IP: 0.2 WLS: 3 BF: 1 H: 1 R: 1 ER: 1 SO: 1 BB: 0 IBB: 0 HBP: 0 BLK: 0 WP: 0 HR: 1 S: 11 P: 14 ERA: 13.50 WHIP: 1.500 | IP: 1.0 WLS: 3 BF: 3 H: 0 R: 0 ER: 0 SO: 0 BB: 0 IBB: 0 HBP: 0 BLK: 0 WP: 0 HR: 0 S: 5 P: 5 ERA: 0.00 WHIP: 0.000 | IP: 0.0 WLS: 0 BF: 0 H: 0 R: 0 ER: 0 SO: 0 BB: 0 IBB: 0 HBP: 0 BLK: 0 WP: 0 HR: 0 S: 0 P: 0 ERA: 0.00 WHIP: 0.000 | IP: 0.0 WLS: 0 BF: 0 H: 0 R: 0 ER: 0 SO: 0 BB: 0 IBB: 0 HBP: 0 BLK: 0 WP: 0 HR: 0 S: 0 P: 0 ERA: 0.00 WHIP: 0.000 | IP: 0.0 WLS: 0 BF: 0 H: 0 R: 0 ER: 0 SO: 0 BB: 0 IBB: 0 HBP: 0 BLK: 0 WP: 0 HR: 0 S: 0 P: 0 ERA: 0.00 WHIP: 0.000 | IP: 0.0 WLS: 0 BF: 0 H: 0 R: 0 ER: 0 SO: 0 BB: 0 IBB: 0 HBP: 0 BLK: 0 WP: 0 HR: 0 S: 0 P: 0 ERA: 0.00 WHIP: 0.000 | IP: 0.0 WLS: 0 BF: 0 H: 0 R: 0 ER: 0 SO: 0 BB: 0 IBB: 0 HBP: 0 BLK: 0 WP: 0 HR: 0 S: 0 P: 0 ERA: 0.00 WHIP: 0.000 | IP: 0.0 WLS: 0 BF: 0 H: 0 R: 0 ER: 0 SO: 0 BB: 0 IBB: 0 HBP: 0 BLK: 0 WP: 0 HR: 0 S: 0 P: 0 ERA: 0.00 WHIP: 0.000 | IP: 0.0 WLS: 0 BF: 0 H: 0 R: 0 ER: 0 SO: 0 BB: 0 IBB: 0 HBP: 0 BLK: 0 WP: 0 HR: 0 S: 0 P: 0 ERA: 0.00 WHIP: 0.000 | | | | | | | | | | | | |

Chicago Cubs @ Colorado Rockies
Coors Field, Denver, CO
Sat Jul 31 2010, 6:11 PM - 8:36 PM MDT
Att: 48,065 - Partly Cloudy - 87 F

| | |
|-----|----|
| AB | 32 |
| R | 5 |
| H | 7 |
| RBI | 5 |
| BB | 0 |
| SO | 6 |
| LOB | 8 |



| Batter | 1 | 2 | 3 | 4 | 5 | 6 | 7 | 8 | 9 | AB | R | H | RBI | BB | SO | LOB | BOTTOM | | | |
|---|---|--|---|---|---|---|---|---|---|---|---------------------------------------|----------------------------------|---------------------------------------|----------------------------------|--------------------------------------|---------------------------------|----------------------------------|------------------------------------|----------------------------------|--------|
| 24 Dexter Fowler, S (1,8) OBP: 0.347, SLG: 0.385 | K | | | | L3 | | 12 1B | 12 S | | 5 | 1 | 2 | 0 | 0 | 2 | 0 | | | | |
| 12 Clint Barmes, R (1,4) OBP: 0.316, SLG: 0.386 | G5-3 | | P5 | | F7 | | 6 1B | L7 | | 5 | 0 | 1 | 0 | 0 | 0 | 1 | | | | |
| 5 Carlos González, L (1,7) OBP: 0.350, SLG: 0.554 | 1B | | 6 1B | | 2B | | SF8 | | | 4 | 2 | 4 | 2 | 0 | 0 | 0 | | | | |
| 2 Troy Tulowitzki, R (1,6) OBP: 0.374, SLG: 0.496 | G6-3 | | P6 | | G6-3 | | 3-H | HR | | 3 | 0 | 0 | 0 | 1 | 0 | 3 | | | | |
| 6 Melvin Mora, R (1,5) OBP: 0.362, SLG: 0.390 | | 19 BB | | | | | 11 G3 | | | 4 | 1 | 4 | 1 | 0 | 0 | 0 | | | | |
| 19 Ryan Spillborghs, R (1,9) OBP: 0.361, SLG: 0.465 | | | | | | | 1-2 | 1B | | 2 | 1 | 0 | 0 | 1 | 0 | 2 | | | | |
| 7 Seth Smith, L (7,PH) OBP: 0.343, SLG: 0.540 | | | F8 | | | | F9 | K | | 1 | 0 | 0 | 0 | 0 | 1 | 3 | | | | |
| 11 Brad Hawpe, L (1,3) OBP: 0.342, SLG: 0.449 | | | | | P5 | | G3 | P6 | | 4 | 0 | 0 | 0 | 0 | 1 | 6 | | | | |
| 21 Miguel Olivo, R (1,2) OBP: 0.359, SLG: 0.526 | | | | | K | | | K | | 3 | 1 | 1 | 3 | 1 | 2 | 0 | | | | |
| 46 Jason Hammel, R (1,1) OBP: 0.143, SLG: 0.147 | | | | | | | | | | 3 | 0 | 0 | 0 | 0 | 1 | 2 | | | | |
| 63 Rafael Betancourt, R (8,1) OBP: 0.333, SLG: 0.539 | | | | | | | | | | 0 | 0 | 0 | 0 | 0 | 0 | 0 | | | | |
| 18 Jonathan Herrera, S (8,PH) OBP: 0.333, SLG: 0.539 | | | | | | | | | | 1 | 0 | 0 | 0 | 0 | 0 | 0 | | | | |
| 16 Huston Street, R (9,1) ERA: 2.65 | | | | | | | | | | 0 | 0 | 0 | 0 | 0 | 0 | 0 | | | | |
| Inning Stats | R: 0 H: 1 E: 0 K: 1 S: 9 | H: 2 LOB: 1 BB: 0 P: 13 | R: 3 H: 2 E: 0 K: 2 S: 12 | H: 2 LOB: 1 BB: 1 P: 20 | R: 1 H: 2 E: 0 K: 0 S: 10 | H: 2 LOB: 1 BB: 0 P: 15 | R: 0 H: 0 E: 0 K: 2 S: 9 | H: 0 LOB: 0 BB: 0 P: 13 | R: 0 H: 1 E: 0 K: 0 S: 8 | H: 1 LOB: 2 BB: 1 P: 14 | R: 1 H: 3 E: 0 K: 1 S: 14 | H: 3 LOB: 3 BB: 1 P: 22 | R: 0 H: 1 E: 0 K: 1 S: 13 | H: 1 LOB: 1 BB: 0 P: 17 | R: 1 H: 1 E: 0 K: 0 S: 1 | H: 1 LOB: 0 BB: 0 P: 1 | 1B: 8 2B: 1 3B: 1 HR: 2 | SF: 1 SAC: 0 DP: 0 HBP: 0 | WP: 0 PB: 0 SB: 2 CS: 0 | PA: 39 |
| PITCHER | IP: 6.1 WLS: 30 BF: 30 H: 5 R: 5 ER: 5 SO: 5 BB: 1 IBB: 0 HBP: 0 BLK: 0 WP: 0 HR: 1 S: 61 P: 92 ERA: 7.11 WHIP: 1.579 | IP: 0.2 WLS: 4 BF: 1 H: 0 R: 0 ER: 0 SO: 1 BB: 0 IBB: 0 HBP: 0 BLK: 0 WP: 0 HR: 0 S: 9 P: 15 ERA: 0.00 WHIP: 3.000 | IP: 1.0 WLS: 5 BF: 2 H: 1 R: 1 ER: 1 SO: 1 BB: 0 IBB: 0 HBP: 0 BLK: 0 WP: 0 HR: 1 S: 14 P: 18 ERA: 9.00 WHIP: 2.000 | IP: 0.0 WLS: 0 BF: 0 H: 0 R: 0 ER: 0 SO: 0 BB: 0 IBB: 0 HBP: 0 BLK: 0 WP: 0 HR: 0 S: 0 P: 0 ERA: 0.00 WHIP: 0.000 | IP: 0.0 WLS: 0 BF: 0 H: 0 R: 0 ER: 0 SO: 0 BB: 0 IBB: 0 HBP: 0 BLK: 0 WP: 0 HR: 0 S: 0 P: 0 ERA: 0.00 WHIP: 0.000 | IP: 0.0 WLS: 0 BF: 0 H: 0 R: 0 ER: 0 SO: 0 BB: 0 IBB: 0 HBP: 0 BLK: 0 WP: 0 HR: 0 S: 0 P: 0 ERA: 0.00 WHIP: 0.000 | IP: 0.0 WLS: 0 BF: 0 H: 0 R: 0 ER: 0 SO: 0 BB: 0 IBB: 0 HBP: 0 BLK: 0 WP: 0 HR: 0 S: 0 P: 0 ERA: 0.00 WHIP: 0.000 | IP: 0.0 WLS: 0 BF: 0 H: 0 R: 0 ER: 0 SO: 0 BB: 0 IBB: 0 HBP: 0 BLK: 0 WP: 0 HR: 0 S: 0 P: 0 ERA: 0.00 WHIP: 0.000 | IP: 0.0 WLS: 0 BF: 0 H: 0 R: 0 ER: 0 SO: 0 BB: 0 IBB: 0 HBP: 0 BLK: 0 WP: 0 HR: 0 S: 0 P: 0 ERA: 0.00 WHIP: 0.000 | IP: 0.0 WLS: 0 BF: 0 H: 0 R: 0 ER: 0 SO: 0 BB: 0 IBB: 0 HBP: 0 BLK: 0 WP: 0 HR: 0 S: 0 P: 0 ERA: 0.00 WHIP: 0.000 | | | | | | | | | | |

Chicago Cubs @ Colorado Rockies
Coors Field, Denver, CO
Sat Jul 31 2010, 6:11 PM - 8:36 PM MDT
Att: 48,065 - Partly Cloudy - 87 F

| | |
|-----|----|
| AB | 35 |
| R | 6 |
| H | 12 |
| RBI | 6 |
| BB | 3 |
| SO | 7 |
| LOB | 17 |



| Batter | 1 | 2 | 3 | 4 | 5 | 6 | 7 | 8 | 9 | AB | R | H | RBI | BB | SO | LOB | TOP | | | | | | | | | | | |
|---|---|---|---|---|---|---|---|---|---|---|---|---|---|---|---|---|--|---|---|---|---|---|---|---|---|---|-------|-------|
| 23 Rickie Weeks Jr. R OBP: 0.373, SLG: 0.484 | | | | | | | | | | 4 | 2 | 1 | 0 | 1 | 3 | 2 | Milwaukee Brewers @ Chicago Cubs Wrigley Field, Chicago, IL Tue Aug 03 2010, 7:08 PM - 10:26 PM CDT Att: 36,183 - Partly Cloudy - 81 F | | | | | | | | | | | |
| 1 Corey Hart R OBP: 0.348, SLG: 0.561 | | | | | | | | | | 4 | 0 | 0 | 0 | 1 | 3 | 2 | | | | | | | | | | | | |
| 8 Ryan Braun, R OBP: 0.339, SLG: 0.466 | | | | | | | | | | 4 | 1 | 3 | 0 | 1 | 1 | 2 | | | | | | | | | | | | |
| 28 Prince Fielder, L OBP: 0.402, SLG: 0.499 | | | | | | | | | | 4 | 0 | 2 | 1 | 0 | 1 | 2 | | | | | | | | | | | | |
| 14 Casey McGehee, R OBP: 0.336, SLG: 0.445 | | | | | | | | | | 3 | 0 | 1 | 2 | 0 | 1 | 2 | | | | | | | | | | | | |
| 50 Kameron Loe, R | | | | | | | | | | 0 | 0 | 0 | 0 | 0 | 0 | 0 | | | | | | | | | | | | |
| 59 John Axford, R | | | | | | | | | | 0 | 0 | 0 | 0 | 0 | 0 | 0 | | | | | | | | | | | | |
| 15 Jim Edmonds, L OBP: 0.348, SLG: 0.495 | | | | | | | | | | 4 | 0 | 0 | 0 | 0 | 1 | 6 | | | | | | | | | | | | |
| 21 Alcides Escobar, R OBP: 0.304, SLG: 0.335 | | | | | | | | | | 4 | 0 | 1 | 0 | 0 | 1 | 0 | | | | | | | | | | | | |
| 20 Jonathan Lucroy, R OBP: 0.299, SLG: 0.355 | | | | | | | | | | 4 | 1 | 1 | 0 | 0 | 0 | 1 | | | | | | | | | | | | |
| 38 Chris Narveson, L OBP: 0.353, SLG: 0.344 | | | | | | | | | | 3 | 0 | 1 | 1 | 0 | 2 | 1 | | | | | | | | | | | | |
| 60 Todd Coffey, R | | | | | | | | | | 0 | 0 | 0 | 0 | 0 | 0 | 0 | | | | | | | | | | | | |
| 21 Zach Braddock, L | | | | | | | | | | 0 | 0 | 0 | 0 | 0 | 0 | 0 | | | | | | | | | | | | |
| 30 Craig Counsell, L OBP: 0.317, SLG: 0.313 | | | | | | | | | | 1 | 0 | 1 | 0 | 0 | 0 | 0 | | | | | | | | | | | | |
| Inning Stats | R: 1 E: 0 K: 3 S: 15 | H: 2 LOB: 2 BB: 1 P: 29 | R: 0 E: 0 K: 2 S: 8 | H: 0 LOB: 0 BB: 0 P: 9 | R: 1 E: 0 K: 2 S: 19 | H: 1 LOB: 1 BB: 2 P: 32 | R: 1 E: 0 K: 2 S: 15 | H: 2 LOB: 1 BB: 0 P: 24 | R: 0 E: 0 K: 0 S: 6 | H: 1 LOB: 0 BB: 0 P: 7 | R: 0 E: 0 K: 1 S: 16 | H: 1 LOB: 1 BB: 0 P: 21 | R: 1 E: 0 K: 0 S: 13 | H: 2 LOB: 2 BB: 0 P: 19 | R: 0 E: 0 K: 1 S: 12 | H: 1 LOB: 1 BB: 0 P: 15 | R: 0 E: 0 K: 2 S: 12 | H: 1 LOB: 0 BB: 0 P: 17 | 1B: 10 2B: 1 3B: 0 HR: 0 | SF: 1 SAC: 0 DP: 1 HBP: 1 | WP: 0 PB: 0 SB: 0 CS: 1 | PA: 40 | | | | | | |
| PITCHER | IP WLS BF H R ER SO BB IBB HBP BLK WP HR S P ERA WHIP | IP WLS BF H R ER SO BB IBB HBP BLK WP HR S P ERA WHIP | IP WLS BF H R ER SO BB IBB HBP BLK WP HR S P ERA WHIP | IP WLS BF H R ER SO BB IBB HBP BLK WP HR S P ERA WHIP | IP WLS BF H R ER SO BB IBB HBP BLK WP HR S P ERA WHIP | IP WLS BF H R ER SO BB IBB HBP BLK WP HR S P ERA WHIP | IP WLS BF H R ER SO BB IBB HBP BLK WP HR S P ERA WHIP | IP WLS BF H R ER SO BB IBB HBP BLK WP HR S P ERA WHIP | IP WLS BF H R ER SO BB IBB HBP BLK WP HR S P ERA WHIP | IP WLS BF H R ER SO BB IBB HBP BLK WP HR S P ERA WHIP | IP WLS BF H R ER SO BB IBB HBP BLK WP HR S P ERA WHIP | IP WLS BF H R ER SO BB IBB HBP BLK WP HR S P ERA WHIP | IP WLS BF H R ER SO BB IBB HBP BLK WP HR S P ERA WHIP | IP WLS BF H R ER SO BB IBB HBP BLK WP HR S P ERA WHIP | IP WLS BF H R ER SO BB IBB HBP BLK WP HR S P ERA WHIP | IP WLS BF H R ER SO BB IBB HBP BLK WP HR S P ERA WHIP | IP WLS BF H R ER SO BB IBB HBP BLK WP HR S P ERA WHIP | IP WLS BF H R ER SO BB IBB HBP BLK WP HR S P ERA WHIP | IP WLS BF H R ER SO BB IBB HBP BLK WP HR S P ERA WHIP | IP WLS BF H R ER SO BB IBB HBP BLK WP HR S P ERA WHIP | IP WLS BF H R ER SO BB IBB HBP BLK WP HR S P ERA WHIP | IP WLS BF H R ER SO BB IBB HBP BLK WP HR S P ERA WHIP | IP WLS BF H R ER SO BB IBB HBP BLK WP HR S P ERA WHIP | IP WLS BF H R ER SO BB IBB HBP BLK WP HR S P ERA WHIP | | | | |
| 21 Tyler Colvin, L OBP: 0.321, SLG: 0.530 | | | | | | | | | | 4 | 0 | 0 | 0 | 1 | 0 | 1 | Milwaukee Brewers @ Chicago Cubs Wrigley Field, Chicago, IL Tue Aug 03 2010, 7:08 PM - 10:26 PM CDT Att: 36,183 - Partly Cloudy - 81 F | | | | | | | | | | | |
| 13 Starlin Castro, R OBP: 0.357, SLG: 0.441 | | | | | | | | | | 4 | 1 | 2 | 1 | 1 | 1 | 1 | | | | | | | | | | | | |
| 25 Derrek Lee, R OBP: 0.332, SLG: 0.388 | | | | | | | | | | 5 | 0 | 2 | 1 | 0 | 1 | 1 | | | | | | | | | | | | |
| 16 Aramis Ramirez, R OBP: 0.273, SLG: 0.414 | | | | | | | | | | 4 | 0 | 1 | 0 | 0 | 0 | 3 | | | | | | | | | | | | |
| 24 Marlon Byrd, R OBP: 0.378, SLG: 0.473 | | | | | | | | | | 4 | 0 | 2 | 0 | 0 | 2 | 3 | | | | | | | | | | | | |
| 12 Alfonso Soriano, R OBP: 0.325, SLG: 0.526 | | | | | | | | | | 4 | 0 | 0 | 0 | 0 | 2 | 3 | | | | | | | | | | | | |
| 18 Geovany Soto, R OBP: 0.395, SLG: 0.506 | | | | | | | | | | 4 | 0 | 1 | 0 | 0 | 2 | 3 | | | | | | | | | | | | |
| 9 Blake DeWitt, L OBP: 0.352, SLG: 0.375 | | | | | | | | | | 4 | 0 | 1 | 0 | 0 | 0 | 3 | | | | | | | | | | | | |
| 20 Thomas Diamond, R | | | | | | | | | | 2 | 0 | 0 | 0 | 0 | 2 | 2 | | | | | | | | | | | | |
| 64 Justin Berg, R | | | | | | | | | | 0 | 0 | 0 | 0 | 0 | 0 | 0 | | | | | | | | | | | | |
| 40 James Russell, L | | | | | | | | | | 0 | 0 | 0 | 0 | 0 | 0 | 0 | | | | | | | | | | | | |
| 1 Kozuka Fukudome, L | | | | | | | | | | 0 | 0 | 0 | 0 | 0 | 0 | 0 | | | | | | | | | | | | |
| 48 Andrew Cashner, R | | | | | | | | | | 0 | 0 | 0 | 0 | 0 | 0 | 0 | | | | | | | | | | | | |
| 49 Carlos Marmol, R | | | | | | | | | | 0 | 0 | 0 | 0 | 0 | 0 | 0 | | | | | | | | | | | | |
| 17 Mike Fontenot, L OBP: 0.326, SLG: 0.336 | | | | | | | | | | 1 | 1 | 1 | 0 | 0 | 0 | 0 | | | | | | | | | | | | |
| Inning Stats | R: 1 E: 0 K: 1 S: 10 | H: 2 LOB: 1 BB: 0 P: 16 | R: 0 E: 0 K: 1 S: 15 | H: 1 LOB: 0 BB: 0 P: 24 | R: 0 E: 0 K: 2 S: 19 | H: 1 LOB: 2 BB: 1 P: 27 | R: 0 E: 0 K: 2 S: 9 | H: 1 LOB: 0 BB: 0 P: 15 | R: 0 E: 0 K: 0 S: 6 | H: 0 LOB: 0 BB: 0 P: 9 | R: 0 E: 0 K: 1 S: 7 | H: 1 LOB: 1 BB: 0 P: 12 | R: 1 E: 0 K: 0 S: 6 | H: 1 LOB: 1 BB: 1 P: 13 | R: 0 E: 0 K: 2 S: 10 | H: 2 LOB: 2 BB: 0 P: 15 | R: 1 E: 0 K: 1 S: 10 | H: 2 LOB: 0 BB: 0 P: 16 | 1B: 7 2B: 3 3B: 0 HR: 1 | SF: 0 SAC: 0 DP: 0 HBP: 0 | WP: 0 PB: 0 SB: 0 CS: 0 | PA: 39 | | | | | | |
| PITCHER | IP WLS BF H R ER SO BB IBB HBP BLK WP HR S P ERA WHIP | IP WLS BF H R ER SO BB IBB HBP BLK WP HR S P ERA WHIP | IP WLS BF H R ER SO BB IBB HBP BLK WP HR S P ERA WHIP | IP WLS BF H R ER SO BB IBB HBP BLK WP HR S P ERA WHIP | IP WLS BF H R ER SO BB IBB HBP BLK WP HR S P ERA WHIP | IP WLS BF H R ER SO BB IBB HBP BLK WP HR S P ERA WHIP | IP WLS BF H R ER SO BB IBB HBP BLK WP HR S P ERA WHIP | IP WLS BF H R ER SO BB IBB HBP BLK WP HR S P ERA WHIP | IP WLS BF H R ER SO BB IBB HBP BLK WP HR S P ERA WHIP | IP WLS BF H R ER SO BB IBB HBP BLK WP HR S P ERA WHIP | IP WLS BF H R ER SO BB IBB HBP BLK WP HR S P ERA WHIP | IP WLS BF H R ER SO BB IBB HBP BLK WP HR S P ERA WHIP | IP WLS BF H R ER SO BB IBB HBP BLK WP HR S P ERA WHIP | IP WLS BF H R ER SO BB IBB HBP BLK WP HR S P ERA WHIP | IP WLS BF H R ER SO BB IBB HBP BLK WP HR S P ERA WHIP | IP WLS BF H R ER SO BB IBB HBP BLK WP HR S P ERA WHIP | IP WLS BF H R ER SO BB IBB HBP BLK WP HR S P ERA WHIP | IP WLS BF H R ER SO BB IBB HBP BLK WP HR S P ERA WHIP | IP WLS BF H R ER SO BB IBB HBP BLK WP HR S P ERA WHIP | IP WLS BF H R ER SO BB IBB HBP BLK WP HR S P ERA WHIP | IP WLS BF H R ER SO BB IBB HBP BLK WP HR S P ERA WHIP | IP WLS BF H R ER SO BB IBB HBP BLK WP HR S P ERA WHIP | IP WLS BF H R ER SO BB IBB HBP BLK WP HR S P ERA WHIP | IP WLS BF H R ER SO BB IBB HBP BLK WP HR S P ERA WHIP | IP WLS BF H R ER SO BB IBB HBP BLK WP HR S P ERA WHIP | | | |
| 38 Chris Narveson, L ERA: 5.88 | 5.2 | W | 24 | H | 6 | R | 1 | ER | 1 | SO | 6 | BB | 1 | IBB | 0 | HBP | 0 | BLK | 0 | WP | 0 | HR | 5 | S | 9 | P | 13.50 | 1.235 |
| 60 Todd Coffey, R ERA: 4.43 | 0.2 | H | 3 | 1 | 1 | 1 | 1 | 1 | 1 | 1 | 1 | 0 | 0 | 0 | 0 | 0 | 0 | 0 | 0 | 0 | 1 | 5 | 9 | 13.50 | 1.500 | | | |
| 21 Zach Braddock, L ERA: 3.74 | 0.1 | H | 2 | 0 | 0 | 0 | 0 | 0 | 0 | 0 | 0 | 1 | 0 | 0 | 0 | 0 | 0 | 0 | 0 | 0 | 0 | 2 | 7 | 0.00 | 3.000 | | | |
| 50 Kameron Loe, R ERA: 2.43 | 1.1 | H | 6 | 2 | 0 | 0 | 2 | 0 | 0 | 0 | 0 | 0 | 0 | 0 | 0 | 0 | 0 | 0 | 0 | 0 | 0 | 12 | 18 | 0.00 | 1.500 | | | |
| 59 John Axford, R ERA: 2.33 | 1.0 | S | 4 | 2 | 1 | 1 | 1 | 0 | 0 | 0 | 0 | 0 | 0 | 0 | 0 | 0 | 0 | 0 | 0 | 0 | 0 | 10 | 16 | 9.00 | 2.000 | | | |

| Batter | 1 | 2 | 3 | 4 | 5 | 6 | 7 | 8 | 9 | AB | R | H | RBI | BB | SO | LOB | TOP | | | | | |
|---|---|----------------------------------|------------------------------|----------------------------------|------------------------------|----------------------------------|------------------------------|---------------------------------|-------------------------------|----------------------------------|------------------------------|----------------------------------|-------------------------------|----------------------------------|-------------------------------|----------------------------------|--|----------------------------------|----------------------------------|------------------------------------|----------------------------------|--------|
| 23 Rickie Weeks Jr. R OBP: 0.346, SLG: 0.479 | P3 | | K | | E5 | | K | | K | 5 | 1 | 0 | 0 | 0 | 3 | 4 | Milwaukee Brewers @ Chicago Cubs Wrigley Field, Chicago, IL Wed Aug 04 2010, 1:24 PM - 4:30 PM CDT Att: 38,425 - Cloudy - 81 F | | | | | |
| 1 Cory Hart R OBP: 0.346, SLG: 0.559 | F8 | | G6-3 | | | | F9 | | K | 5 | 0 | 1 | 2 | 0 | 1 | 3 | | | | | | |
| 8 Ryan Braun, R OBP: 0.340, SLG: 0.465 | | | | | | | | | | 3 | 0 | 1 | 0 | 1 | 0 | 1 | | | | | | |
| 28 Prince Fielder, L OBP: 0.399, SLG: 0.494 | K | | | | | | | | | 4 | 0 | 0 | 0 | 0 | 2 | 2 | | | | | | |
| 14 Casey McGehee, R OBP: 0.333, SLG: 0.441 | | | | | | | | | | 4 | 0 | 0 | 0 | 0 | 1 | 1 | | | | | | |
| 15 Jim Edmonds, L OBP: 0.355, SLG: 0.502 | | | | | | | | | | 3 | 1 | 2 | 0 | 1 | 1 | 0 | | | | | | |
| 20 Jonathan Lucroy, R OBP: 0.298, SLG: 0.352 | | | | | | | | | | 4 | 0 | 1 | 0 | 0 | 1 | 4 | | | | | | |
| 30 Craig Counsell, L OBP: 0.310, SLG: 0.305 | | | | | | | | | | 4 | 0 | 0 | 0 | 0 | 2 | 3 | | | | | | |
| 26 Manny Parra, L OBP: 0.333, SLG: 0.300 | | | | | | | | | | 1 | 1 | 0 | 0 | 1 | 1 | 0 | | | | | | |
| 60 Todd Coffey, R ERA: 5.67 | | | | | | | | | | 0 | 0 | 0 | 0 | 0 | 0 | 0 | | | | | | |
| 2 Joe Inglett, L OBP: 0.275, SLG: 0.426 | | | | | | | | | | 0 | 0 | 0 | 0 | 0 | 0 | 0 | | | | | | |
| 32 LaTroy Hawkins, R ERA: 9.64 | | | | | | | | | | 0 | 0 | 0 | 0 | 0 | 0 | 0 | | | | | | |
| 54 David Riske, R ERA: 5.31 | | | | | | | | | | 0 | 0 | 0 | 0 | 0 | 0 | 0 | | | | | | |
| 39 Chris Capuano, L ERA: 4.64 | | | | | | | | | | 1 | 0 | 1 | 0 | 0 | 0 | 0 | | | | | | |
| 21 Alcides Escobar, R OBP: 0.285, SLG: 0.337 | | | | | | | | | | 1 | 0 | 1 | 0 | 0 | 0 | 0 | | | | | | |
| Inning Stats | R: 0 E: 0 K: 1 S: 7 | H: 0 LOB: 1 BB: 1 P: 15 | R: 0 E: 0 K: 1 S: 8 | H: 0 LOB: 1 BB: 1 P: 18 | R: 0 E: 0 K: 2 S: 8 | H: 0 LOB: 0 BB: 0 P: 14 | R: 0 E: 0 K: 0 S: 6 | H: 1 LOB: 0 BB: 0 P: 8 | R: 3 E: 1 K: 0 S: 15 | H: 2 LOB: 1 BB: 1 P: 30 | R: 0 E: 0 K: 1 S: 6 | H: 0 LOB: 0 BB: 0 P: 10 | R: 0 E: 0 K: 2 S: 10 | H: 1 LOB: 2 BB: 1 P: 17 | R: 0 E: 1 K: 2 S: 12 | H: 1 LOB: 1 BB: 0 P: 16 | R: 0 E: 1 K: 3 S: 16 | H: 1 LOB: 1 BB: 0 P: 22 | 1B: 4 2B: 2 3B: 0 HR: 0 | SF: 0 SAC: 0 DP: 1 HBP: 0 | WP: 0 PB: 0 SB: 0 CS: 0 | PA: 38 |
| PITCHER | IP WLS BF H R ER SO BB IBB HBP BLK WP HR S P ERA WHIP | | | | | | | | | | | | | | | | | | | | | |
| 46 Ryan Dempster, R ERA: 3.76 | 6.0 W 24 3 3 0 5 3 0 0 0 0 0 50 95 0.00 1.000 | | | | | | | | | | | | | | | | | | | | | |
| 38 Carlos Zambrano, R ERA: 5.61 | 1.0 5 1 0 0 2 1 0 0 0 0 0 10 17 0.00 2.000 | | | | | | | | | | | | | | | | | | | | | |
| 45 Sean Marshall, L ERA: 2.6 | 1.0 5 1 0 0 2 0 0 0 0 0 0 12 16 0.00 1.000 | | | | | | | | | | | | | | | | | | | | | |
| 60 Mitch Atkins, R ERA: 5.63 | 1.0 4 1 0 0 3 0 0 0 0 0 0 16 22 0.00 1.000 | | | | | | | | | | | | | | | | | | | | | |

| Batter | 1 | 2 | 3 | 4 | 5 | 6 | 7 | 8 | 9 | AB | R | H | RBI | BB | SO | LOB | BOTTOM | | | |
|---|---|----------------------------------|------------------------------|---------------------------------|------------------------------|----------------------------------|------------------------------|----------------------------------|------------------------------|----------------------------------|-------------------------------|----------------------------------|-------------------------------|----------------------------------|-------------------------------|----------------------------------|--|------------------------------------|----------------------------------|--------|
| 21 Tyler Colvin, L OBP: 0.319, SLG: 0.535 | K2-3 | | | | K | | G4-3 | | F7 | 5 | 1 | 1 | 1 | 0 | 2 | 0 | Milwaukee Brewers @ Chicago Cubs Wrigley Field, Chicago, IL Wed Aug 04 2010, 1:24 PM - 4:30 PM CDT Att: 38,425 - Cloudy - 81 F | | | |
| 13 Starlin Castro, R OBP: 0.364, SLG: 0.458 | G5-3 | | | | | | | | | 5 | 2 | 4 | 0 | 0 | 0 | 0 | | | | |
| 25 Derrek Lee, R OBP: 0.337, SLG: 0.393 | | | | | | | | | | 3 | 2 | 2 | 1 | 2 | 1 | 1 | | | | |
| 24 Marlon Byrd, R OBP: 0.378, SLG: 0.471 | | | | | | | | | | 4 | 2 | 1 | 0 | 1 | 1 | 4 | | | | |
| 18 Geovany Soto, R OBP: 0.398, SLG: 0.519 | | | | | | | | | | 5 | 3 | 3 | 5 | 0 | 0 | 0 | | | | |
| 12 Alfonso Soriano, R OBP: 0.326, SLG: 0.522 | | | | | | | | | | 4 | 1 | 1 | 0 | 0 | 1 | 2 | | | | |
| 9 Blake DeWitt, L OBP: 0.353, SLG: 0.386 | | | | | | | | | | 5 | 2 | 2 | 4 | 0 | 3 | 1 | | | | |
| 28 Jeff Baker, R OBP: 0.288, SLG: 0.380 | | | | | | | | | | 4 | 1 | 1 | 1 | 1 | 0 | 0 | | | | |
| 46 Ryan Dempster, R OBP: 0.125, SLG: 0.150 | | | | | | | | | | 2 | 0 | 0 | 0 | 0 | 1 | 0 | | | | |
| 16 Aramis Ramirez, R OBP: 0.275, SLG: 0.426 | | | | | | | | | | 1 | 1 | 1 | 3 | 0 | 0 | 0 | | | | |
| 38 Carlos Zambrano, S OBP: 0.217, SLG: 0.227 | | | | | | | | | | 1 | 0 | 0 | 0 | 0 | 0 | 2 | | | | |
| 45 Sean Marshall, L ERA: 5.31 | | | | | | | | | | 0 | 0 | 0 | 0 | 0 | 0 | 0 | | | | |
| 60 Mitch Atkins, R ERA: 4.64 | | | | | | | | | | 0 | 0 | 0 | 0 | 0 | 0 | 0 | | | | |
| Inning Stats | R: 0 E: 0 K: 1 S: 9 | H: 0 LOB: 1 BB: 1 P: 17 | R: 0 E: 0 K: 1 S: 6 | H: 0 LOB: 0 BB: 0 P: 8 | R: 1 E: 0 K: 2 S: 9 | H: 2 LOB: 1 BB: 1 P: 19 | R: 0 E: 0 K: 1 S: 6 | H: 0 LOB: 0 BB: 0 P: 11 | R: 0 E: 0 K: 1 S: 7 | H: 0 LOB: 0 BB: 0 P: 12 | R: 6 E: 0 K: 2 S: 21 | H: 5 LOB: 5 BB: 1 P: 34 | R: 3 E: 0 K: 1 S: 21 | H: 4 LOB: 2 BB: 1 P: 36 | R: 5 E: 0 K: 0 S: 16 | H: 5 LOB: 0 BB: 0 P: 24 | 1B: 9 2B: 2 3B: 1 HR: 4 | SF: 0 SAC: 0 DP: 0 HBP: 1 | WP: 1 PB: 0 SB: 0 CS: 1 | PA: 44 |
| PITCHER | IP WLS BF H R ER SO BB IBB HBP BLK WP HR S P ERA WHIP | | | | | | | | | | | | | | | | | | | |
| 26 Manny Parra, L ERA: 5.67 | 5.2 L 26 6 6 6 0 3 0 0 0 0 0 1 4 7 27.00 3.000 | | | | | | | | | | | | | | | | | | | |
| 60 Todd Coffey, R ERA: 4.6 | 0.1 2 1 1 1 0 0 0 0 0 0 0 1 4 7 27.00 3.000 | | | | | | | | | | | | | | | | | | | |
| 32 LaTroy Hawkins, R ERA: 9.64 | 0.1 5 4 3 3 0 0 0 1 0 0 0 1 14 24 81.00 12.000 | | | | | | | | | | | | | | | | | | | |
| 54 David Riske, R ERA: 5.31 | 1.1 9 4 4 4 1 1 0 0 0 0 0 21 31 27.00 3.750 | | | | | | | | | | | | | | | | | | | |
| 39 Chris Capuano, L ERA: 4.64 | 0.1 2 1 1 1 0 0 0 0 0 0 0 1 2 5 27.00 3.000 | | | | | | | | | | | | | | | | | | | |

| | |
|-----|----|
| AB | 34 |
| R | 3 |
| H | 6 |
| RBI | 2 |
| BB | 4 |
| SO | 12 |
| LOB | 18 |



| Batter | 1 | 2 | 3 | 4 | 5 | 6 | 7 | 8 | 9 | AB R H RBI BB SO LOB | TOP | | | | | | | | | |
|---|---|--|--|--|-------------------------------|----------------------------------|------------------------------|----------------------------------|-------------------------------|----------------------------------|---|----------------------------------|-------------------------------|----------------------------------|---|----------------------------------|----------------------------------|------------------------------------|----------------------------------|--------|
| 4 Brandon Phillips, R OBP: 0.345, SLG: 0.465 | | | | | | | | | | 5 0 1 1 0 0 2 | Cincinnati Reds @ Chicago Cubs Wrigley Field, Chicago, IL Fri Aug 06 2010, 1:21 PM - 4:03 PM CDT Att: 40,696 - Sunny - 79 F | | | | | | | | | |
| 28 Chris Haisey, R OBP: 0.376, SLG: 0.549 | | | | | | | | | | 4 0 0 0 0 1 2 | | | | | | | | | | |
| 19 Joey Volto, L OBP: 0.424, SLG: 0.601 | | | | | | | | | 2 0 0 0 2 1 0 | | | | | | | | | | | |
| 27 Scott Rolen, R OBP: 0.371, SLG: 0.553 | | | | | | | | | | 4 0 2 0 0 1 2 | | | | | | | | | | |
| 31 Jonny Gomes, R OBP: 0.321, SLG: 0.449 | | | | | | | | | | 4 0 0 0 0 3 5 | | | | | | | | | | |
| 32 Jay Bruce, L OBP: 0.323, SLG: 0.408 | | | | | | | | | | 3 1 1 0 1 0 2 | | | | | | | | | | |
| 29 Ryan Hanigan, R OBP: 0.401, SLG: 0.430 | | | | | | | | | 4 1 1 2 0 1 2 | | | | | | | | | | | |
| 7 Paul Janish, R OBP: 0.388, SLG: 0.459 | | | | | | | | | | 4 1 1 0 0 0 0 | | | | | | | | | | |
| 61 Bronson Arroyo, R OBP: 0.200, SLG: 0.229 | | | | | | | | | 1 0 0 0 1 0 0 | | | | | | | | | | | |
| 53 Arthur Rhodes, L ERA: 5.64 | | | | | | | | | 0 0 0 0 0 0 0 | | | | | | | | | | | |
| 64 Juan Francisco, L OBP: 0.385, SLG: 0.538 | | | | | | | | | 1 0 1 0 0 0 0 | | | | | | | | | | | |
| 48 Francisco Cordero, R ERA: 4.73 | | | | | | | | | 0 0 0 0 0 0 0 | | | | | | | | | | | |
| Inning Stats | R: 0 E: 0 K: 1 S: 14 | H: 0 LOB: 2 BB: 1 P: 22 | R: 2 E: 0 K: 0 S: 13 | H: 1 LOB: 0 BB: 2 P: 25 | R: 0 E: 0 K: 2 S: 12 | H: 1 LOB: 2 BB: 1 P: 19 | R: 0 E: 0 K: 0 S: 9 | H: 0 LOB: 0 BB: 0 P: 10 | R: 0 E: 0 K: 2 S: 10 | H: 0 LOB: 0 BB: 0 P: 14 | R: 1 E: 0 K: 0 S: 12 | H: 2 LOB: 1 BB: 0 P: 18 | R: 0 E: 0 K: 2 S: 15 | H: 2 LOB: 2 BB: 0 P: 21 | R: 0 E: 0 K: 0 S: 11 | H: 1 LOB: 1 BB: 0 P: 16 | 1B: 5 2B: 1 3B: 0 HR: 1 | SF: 0 SAC: 1 DP: 1 HBP: 1 | WP: 0 PB: 0 SB: 0 CS: 0 | PA: 38 |
| PITCHER | IP WLS BF H R ER SO BB IBB HBP BLK WP HR S P ERA WHIP | 7.0 L 29 4 3 3 5 4 0 1 0 0 1 76 117 3.86 1.143 | 1.0 5 2 0 0 2 0 0 0 0 0 0 15 21 0.00 2.000 | 1.0 4 1 0 0 0 0 0 0 0 0 0 11 16 0.00 1.000 | | | | | | | | | | | IP WLS BF H R ER SO BB IBB HBP BLK WP HR S P ERA WHIP | | | | | |

| | |
|-----|----|
| AB | 32 |
| R | 3 |
| H | 7 |
| RBI | 3 |
| BB | 4 |
| SO | 7 |
| LOB | 15 |



| Batter | 1 | 2 | 3 | 4 | 5 | 6 | 7 | 8 | 9 | AB R H RBI BB SO LOB | BOTTOM | | | | | | | | | | | |
|--|---|---|--|----------------------------------|------------------------------|----------------------------------|-------------------------------|----------------------------------|-------------------------------|----------------------------------|---|---------------------------------|------------------------------|---|-------------------------------|----------------------------------|-------------------------------|----------------------------------|----------------------------------|------------------------------------|----------------------------------|--------|
| 21 Tyler Colvin, L OBP: 0.315, SLG: 0.527 | | | | | | | | | | 4 0 0 0 0 1 3 | Cincinnati Reds @ Chicago Cubs Wrigley Field, Chicago, IL Fri Aug 06 2010, 1:21 PM - 4:03 PM CDT Att: 40,696 - Sunny - 79 F | | | | | | | | | | | |
| 13 Starlin Castro, R OBP: 0.359, SLG: 0.452 | | | | | | | | | | 4 0 0 0 0 1 2 | | | | | | | | | | | | |
| 25 Derrek Lee, R OBP: 0.334, SLG: 0.389 | | | | | | | | | | 4 0 0 0 0 2 0 | | | | | | | | | | | | |
| 16 Aramis Ramirez, R OBP: 0.278, SLG: 0.425 | | | | | | | | | | 3 0 1 0 1 0 0 | | | | | | | | | | | | |
| 24 Marlon Byrd, R OBP: 0.377, SLG: 0.469 | | | | | | | | | | 4 0 1 0 0 2 1 | | | | | | | | | | | | |
| 1 Kosuke Fukudome, L OBP: 0.357, SLG: 0.414 | | | | | | | | | | 3 0 1 0 1 1 2 | | | | | | | | | | | | |
| 9 Blake DeWitt, L OBP: 0.352, SLG: 0.384 | | | | | | | | | | 4 0 1 0 0 1 3 | | | | | | | | | | | | |
| 18 Geovany Soto, R OBP: 0.401, SLG: 0.519 | | | | | | | | | | 2 0 1 0 1 0 0 | | | | | | | | | | | | |
| 32 Tom Gorzelanny, R OBP: 0.148, SLG: 0.148 | | | | | | | | | | 1 0 0 0 0 1 2 | | | | | | | | | | | | |
| 48 Andrew Cashner, R ERA: 1.42 | | | | | | | | | | 0 0 0 0 0 0 0 | | | | | | | | | | | | |
| 28 Jeff Baker, R OBP: 0.286, SLG: 0.378 | | | | | | | | | | 1 0 0 0 0 0 0 | | | | | | | | | | | | |
| 64 Justin Berg, R ERA: 3.78 | | | | | | | | | | 0 0 0 0 0 0 0 | | | | | | | | | | | | |
| Inning Stats | R: 0 E: 0 K: 1 S: 7 | H: 0 LOB: 0 BB: 0 P: 9 | R: 0 E: 0 K: 2 S: 8 | H: 0 LOB: 0 BB: 0 P: 13 | R: 0 E: 0 K: 1 S: 8 | H: 0 LOB: 1 BB: 1 P: 16 | R: 0 E: 0 K: 0 S: 17 | H: 2 LOB: 2 BB: 0 P: 25 | R: 0 E: 0 K: 2 S: 15 | H: 2 LOB: 2 BB: 0 P: 21 | R: 0 E: 0 K: 0 S: 5 | H: 0 LOB: 0 BB: 0 P: 7 | R: 0 E: 0 K: 1 S: 8 | H: 1 LOB: 0 BB: 0 P: 14 | R: 0 E: 0 K: 0 S: 10 | H: 0 LOB: 0 BB: 0 P: 17 | R: 0 E: 0 K: 2 S: 13 | H: 0 LOB: 2 BB: 2 P: 28 | 1B: 5 2B: 1 3B: 0 HR: 0 | SF: 0 SAC: 1 DP: 1 HBP: 0 | WP: 1 PB: 0 SB: 0 CS: 1 | PA: 34 |
| PITCHER | IP WLS BF H R ER SO BB IBB HBP BLK WP HR S P ERA WHIP | 7.0 W 26 4 0 0 7 1 0 0 0 0 0 10 17 0.00 0.000 | 1.0 H 3 0 0 0 0 0 0 0 0 0 0 13 28 0.00 2.000 | | | | | | | | | | | IP WLS BF H R ER SO BB IBB HBP BLK WP HR S P ERA WHIP | | | | | | | | |

| | |
|-----|----|
| AB | 30 |
| R | 0 |
| H | 5 |
| RBI | 0 |
| BB | 3 |
| SO | 9 |
| LOB | 13 |



| Batter | 1 | 2 | 3 | 4 | 5 | 6 | 7 | 8 | 9 | AB | R | H | RBI | BB | SO | LOB | TOP | | | | | | | |
|---|------------------------------|----------------------------------|------------------------------|----------------------------------|-------------------------------|----------------------------------|------------------------------|----------------------------------|------------------------------|---------------------------------|------------------------------|---------------------------------|------------------------------|---------------------------------|-------------------------------|----------------------------------|-------------------------------|----------------------------------|----------------------------------|------------------------------------|----------------------------------|--------|--|--|
| 4 Brandon Phillips, R OBP: 0.342, SLG: 0.461 43 Miguel Cairo, R OBP: 0.366, SLG: 0.417 | F7 | | L9-3 | | | F9 | | G6-4-3 | | 4 | 0 | 0 | 0 | 0 | 0 | 3 | | | | | | | | |
| 7 Paul Janish, R OBP: 0.382, SLG: 0.449 | P2 | | | F7 | | L9 | | | | 4 | 0 | 1 | 1 | 0 | 0 | 0 | | | | | | | | |
| 19 Joey Volto, L OBP: 0.420, SLG: 0.595 | G3 | | | L6 | | G4-3 | | G1-3 | | 4 | 0 | 0 | 0 | 0 | 0 | 2 | | | | | | | | |
| 27 Scott Rolen, R OBP: 0.370, SLG: 0.550 | | F9 | | | | | F7 | | K | 4 | 0 | 1 | 0 | 0 | 1 | 0 | | | | | | | | |
| 17 Lavnce Nix, L OBP: 0.324, SLG: 0.462 | | L6 | | | | G3-1 | | E4 | | 3 | 1 | 0 | 0 | 1 | 0 | 0 | | | | | | | | |
| 32 Jay Bruce, L OBP: 0.320, SLG: 0.405 66 Logan Ondrusek, R OBP: 0.357, SLG: 0.500 64 Juan Francisco, L OBP: 0.357, SLG: 0.500 48 Francisco Cordero, R OBP: 0.399, SLG: 0.426 40 Nick Masset, R OBP: 0.399, SLG: 0.426 | | L6 | | | | G3-1 | | P2 | | 3 | 0 | 0 | 0 | 0 | 1 | 2 | | | | | | | | |
| 6 Drew Stubbs, R OBP: 0.301, SLG: 0.406 | | | | | | | | | | 4 | 2 | 3 | 2 | 0 | 0 | 0 | | | | | | | | |
| 55 Ramon Hernandez, R OBP: 0.357, SLG: 0.412 61 Bronson Arroyo, R OBP: 0.200, SLG: 0.229 29 Ryan Hanigan, R OBP: 0.399, SLG: 0.426 | | | | | | | | | | 3 | 0 | 2 | 1 | 0 | 0 | 0 | | | | | | | | |
| 36 Edinson Volquez, R OBP: 0.391, SLG: 0.549 | | | | | | | | | | 2 | 0 | 0 | 0 | 0 | 2 | 1 | | | | | | | | |
| Inning Stats | R: 0 E: 0 K: 0 S: 6 | H: 0 LOB: 0 BB: 0 P: 11 | R: 0 E: 0 K: 0 S: 6 | H: 0 LOB: 0 BB: 0 P: 10 | R: 1 E: 0 K: 1 S: 11 | H: 2 LOB: 0 BB: 0 P: 13 | R: 0 E: 0 K: 0 S: 8 | H: 1 LOB: 2 BB: 0 P: 15 | R: 0 E: 0 K: 0 S: 7 | H: 0 LOB: 0 BB: 0 P: 9 | R: 0 E: 0 K: 0 S: 6 | H: 0 LOB: 0 BB: 0 P: 7 | R: 0 E: 0 K: 1 S: 5 | H: 0 LOB: 0 BB: 0 P: 7 | R: 2 E: 0 K: 0 S: 12 | H: 3 LOB: 2 BB: 1 P: 20 | R: 1 E: 0 K: 1 S: 14 | H: 1 LOB: 1 BB: 0 P: 23 | 1B: 5 2B: 2 3B: 0 HR: 1 | SF: 0 SAC: 0 DP: 2 HBP: 0 | WP: 0 PB: 0 SB: 0 CS: 0 | PA: 35 | | |
| PITCHER | IP | WLS | BF | H | R | ER | SO | BB | IBB | HBP | BLK | WP | HR | S | P | ERA | WHIP | | | | | | | |
| 36 Randy Wells, R ERA: 4.37 64 Justin Berg, R ERA: 4.51 45 Sean Marshall, L ERA: 2.59 49 Carlos Mammol, R ERA: 2.45 | 7.0 | L | 27 | 5 | 3 | 3 | 3 | 2 | 0 | 0 | 0 | 0 | 1 | 55 | 83 | 3.86 | 1.000 | | | | | | | |

Cincinnati Reds @ Chicago Cubs
Wrigley Field, Chicago, IL
Sat Aug 07 2010, 12:08 PM - 3:02 PM CDT
Att: 41,227 - Cloudy - 78 F

| | |
|-----|----|
| AB | 33 |
| R | 4 |
| H | 7 |
| RBI | 4 |
| BB | 2 |
| SO | 4 |
| LOB | 10 |



| Batter | 1 | 2 | 3 | 4 | 5 | 6 | 7 | 8 | 9 | AB | R | H | RBI | BB | SO | LOB | BOTTOM | | | | | | | |
|--|------------------------------|----------------------------------|-------------------------------|----------------------------------|-------------------------------|----------------------------------|-------------------------------|----------------------------------|------------------------------|---------------------------------|------------------------------|----------------------------------|-------------------------------|----------------------------------|-------------------------------|----------------------------------|-------------------------------|----------------------------------|----------------------------------|------------------------------------|----------------------------------|--------|--|--|
| 1 Kosuke Fukudome, L OBP: 0.365, SLG: 0.419 | G2-3 | | | | | G6-3 | | | | 2 | 1 | 1 | 0 | 3 | 0 | 0 | | | | | | | | |
| 13 Starlin Castro, R OBP: 0.360, SLG: 0.449 | G2-3 | | | | | G5-3 | | | | 4 | 0 | 1 | 1 | 0 | 0 | 3 | | | | | | | | |
| 25 Derrek Lee, R OBP: 0.333, SLG: 0.386 | G5-3 | | | | | G1-4-3 | | | | 3 | 0 | 0 | 1 | 1 | 1 | 4 | | | | | | | | |
| 16 Aramis Ramirez, R OBP: 0.280, SLG: 0.423 | G6-3 | | | | | | | | | 4 | 0 | 1 | 1 | 1 | 0 | 3 | | | | | | | | |
| 24 Marlon Byrd, R OBP: 0.375, SLG: 0.465 | | | | | | | | | | 5 | 0 | 1 | 0 | 0 | 2 | 5 | | | | | | | | |
| 12 Alfonso Soriano, R OBP: 0.325, SLG: 0.522 | | | | | | | | | | 4 | 0 | 1 | 0 | 0 | 1 | 3 | | | | | | | | |
| 9 Blake DeWitt, L OBP: 0.357, SLG: 0.385 | | | | | | | | | | 2 | 1 | 1 | 0 | 2 | 0 | 0 | | | | | | | | |
| 55 Koyie Hill, S OBP: 0.230, SLG: 0.245 | | | | | | | | | | 3 | 0 | 0 | 0 | 1 | 1 | 5 | | | | | | | | |
| 36 Randy Wells, R OBP: 0.167, SLG: 0.171 64 Justin Berg, R ERA: 3.15 45 Sean Marshall, L ERA: 4.11 49 Carlos Mammol, R ERA: 4.11 17 Mike Fontenot, L OBP: 0.331, SLG: 0.398 | | | | | | | | | | 3 | 0 | 0 | 0 | 0 | 1 | 3 | | | | | | | | |
| Inning Stats | R: 0 E: 0 K: 0 S: 7 | H: 0 LOB: 1 BB: 1 P: 14 | R: 0 E: 0 K: 1 S: 11 | H: 2 LOB: 1 BB: 0 P: 17 | R: 1 E: 0 K: 1 S: 11 | H: 2 LOB: 1 BB: 0 P: 18 | R: 0 E: 0 K: 0 S: 13 | H: 1 LOB: 2 BB: 1 P: 23 | R: 0 E: 0 K: 0 S: 5 | H: 0 LOB: 0 BB: 0 P: 7 | R: 0 E: 0 K: 0 S: 7 | H: 1 LOB: 0 BB: 0 P: 11 | R: 0 E: 0 K: 0 S: 10 | H: 0 LOB: 2 BB: 2 P: 18 | R: 0 E: 0 K: 1 S: 10 | H: 0 LOB: 1 BB: 1 P: 15 | R: 2 E: 0 K: 3 S: 19 | H: 0 LOB: 3 BB: 4 P: 38 | 1B: 4 2B: 3 3B: 0 HR: 0 | SF: 1 SAC: 0 DP: 2 HBP: 1 | WP: 0 PB: 0 SB: 0 CS: 0 | PA: 41 | | |
| PITCHER | IP | WLS | BF | H | R | ER | SO | BB | IBB | HBP | BLK | WP | HR | S | P | ERA | WHIP | | | | | | | |
| 36 Edinson Volquez, R ERA: 4.34 66 Logan Ondrusek, R ERA: 3.15 48 Francisco Cordero, R ERA: 4.11 40 Nick Masset, R ERA: 4.29 | 6.2 | W | 5 | 6 | 0 | 0 | 1 | 1 | 0 | 0 | 0 | 0 | 0 | 12 | 18 | 0.00 | 0.750 | | | | | | | |

Cincinnati Reds @ Chicago Cubs
Wrigley Field, Chicago, IL
Sat Aug 07 2010, 12:08 PM - 3:02 PM CDT
Att: 41,227 - Cloudy - 78 F

| | |
|-----|----|
| AB | 30 |
| R | 3 |
| H | 6 |
| RBI | 3 |
| BB | 9 |
| SO | 6 |
| LOB | 26 |



| Batter | 1 | 2 | 3 | 4 | 5 | 6 | 7 | 8 | 9 | AB | R | H | RBI | BB | SO | LOB | TOP |
|--|---|---|---|---|---|---|---|---|---|---|---|---|---|---|---|---|---|
| 28 Chris Heisey, R OBP: 0.397, SLG: 0.543 | | | | | | | | | | 3 | 1 | 1 | 1 | 0 | 0 | 0 | Cincinnati Reds @ Chicago Cubs Wrigley Field, Chicago, IL Sun Aug 08 2010, 1:35 PM - 4:15 PM CDT Att: 39,016 - Partly Cloudy - 75 F |
| 43 Miguel Cairo, R OBP: 0.361, SLG: 0.407 | | | | | | | | | | 6 | 1 | 1 | 0 | 0 | 0 | 3 | |
| 19 Joey Votto, L OBP: 0.421, SLG: 0.603 | | | | | | | | | | 5 | 4 | 2 | 2 | 1 | 1 | 3 | |
| 31 Jonny Gomes, R OBP: 0.330, SLG: 0.450 | | | | | | | | | | 1 | 4 | 1 | 0 | 4 | 0 | 0 | |
| 62 Jordan Smith, R | | | | | | | | | | 0 | 0 | 0 | 0 | 0 | 0 | 0 | |
| 32 Jay Bruce, L OBP: 0.326, SLG: 0.411 | | | | | | | | | | 4 | 0 | 3 | 2 | 1 | 1 | 1 | |
| 64 Juan Francisco, L OBP: 0.316, SLG: 0.421 | | | | | | | | | | 5 | 0 | 1 | 2 | 0 | 2 | 7 | |
| 29 Ryan Hanigan, R OBP: 0.392, SLG: 0.424 | | | | | | | | | | 3 | 1 | 1 | 2 | 0 | 0 | 4 | |
| 7 Paul Janish, R OBP: 0.383, SLG: 0.446 | | | | | | | | | | 5 | 0 | 2 | 1 | 0 | 0 | 2 | |
| 30 Travis Wood, R OBP: 0.100, SLG: 0.200 | | | | | | | | | | 3 | 0 | 0 | 0 | 0 | 0 | 2 | |
| 45 Bill Bray, L | | | | | | | | | | 0 | 0 | 0 | 0 | 0 | 0 | 0 | |
| 6 Drew Stubbs, R OBP: 0.300, SLG: 0.405 | | | | | | | | | | 1 | 0 | 0 | 0 | 0 | 0 | 0 | |
| Inning Stats | R: 2 H: 1 E: 1 K: 1 S: 13 | H: 1 R: 1 ER: 0 LOB: 1 BB: 1 P: 24 | R: 1 H: 2 E: 0 K: 0 S: 13 | H: 2 R: 2 ER: 1 LOB: 1 BB: 0 P: 15 | R: 2 H: 0 E: 0 K: 0 S: 11 | H: 0 R: 0 ER: 0 LOB: 1 BB: 2 P: 24 | R: 0 H: 1 E: 0 K: 0 S: 7 | H: 1 R: 0 ER: 0 LOB: 1 BB: 2 P: 21 | R: 0 H: 1 E: 0 K: 0 S: 7 | H: 1 R: 0 ER: 0 LOB: 2 BB: 1 P: 20 | R: 2 H: 4 E: 0 K: 1 S: 17 | H: 4 R: 0 ER: 1 LOB: 2 BB: 0 P: 26 | R: 1 H: 0 E: 1 K: 1 S: 17 | H: 0 R: 0 ER: 1 LOB: 1 BB: 0 P: 24 | 1B: 9 2B: 2 3B: 0 HR: 1 | SF: 3 SAC: 1 DP: 0 HBP: 2 | WP: 1 PA: 48 PB: 0 SB: 0 CS: 0 |
| PITCHER | IP WLS BF H R ER SO BB IBB HBP BLK WP HR S P ERA WHIP | IP WLS BF H R ER SO BB IBB HBP BLK WP HR S P ERA WHIP | IP WLS BF H R ER SO BB IBB HBP BLK WP HR S P ERA WHIP | IP WLS BF H R ER SO BB IBB HBP BLK WP HR S P ERA WHIP | IP WLS BF H R ER SO BB IBB HBP BLK WP HR S P ERA WHIP | IP WLS BF H R ER SO BB IBB HBP BLK WP HR S P ERA WHIP | IP WLS BF H R ER SO BB IBB HBP BLK WP HR S P ERA WHIP | IP WLS BF H R ER SO BB IBB HBP BLK WP HR S P ERA WHIP | IP WLS BF H R ER SO BB IBB HBP BLK WP HR S P ERA WHIP | IP WLS BF H R ER SO BB IBB HBP BLK WP HR S P ERA WHIP | IP WLS BF H R ER SO BB IBB HBP BLK WP HR S P ERA WHIP | IP WLS BF H R ER SO BB IBB HBP BLK WP HR S P ERA WHIP | IP WLS BF H R ER SO BB IBB HBP BLK WP HR S P ERA WHIP | IP WLS BF H R ER SO BB IBB HBP BLK WP HR S P ERA WHIP | IP WLS BF H R ER SO BB IBB HBP BLK WP HR S P ERA WHIP | IP WLS BF H R ER SO BB IBB HBP BLK WP HR S P ERA WHIP | IP WLS BF H R ER SO BB IBB HBP BLK WP HR S P ERA WHIP |
| 20 Thomas Diamond, R (1, 1) | 3.0 L 17 4 5 5 1 3 0 1 0 0 0 37 63 15.00 2.333 | 3.0 13 2 2 2 0 2 0 0 0 1 0 24 41 6.00 1.333 | 1.0 6 2 1 1 1 1 0 0 0 0 0 11 20 9.00 3.000 | 2.0 12 4 3 2 2 0 0 1 0 0 1 34 50 9.00 2.000 | | | | | | | | | | | | | |
| 27 Casey Coleman, R (4, 1) | | | | | | | | | | | | | | | | | |
| 40 James Russell, L (7, 1) | | | | | | | | | | | | | | | | | |
| 60 Mitch Atkins, R (8, 1) | | | | | | | | | | | | | | | | | |

Cincinnati Reds @ Chicago Cubs
 Wrigley Field, Chicago, IL
 Sun Aug 08 2010, 1:35 PM - 4:15 PM CDT
 Att: 39,016 - Partly Cloudy - 75 F

AB 36
R 11
H 12
RBI 10
BB 6
SO 4
LOB 22



| Batter | 1 | 2 | 3 | 4 | 5 | 6 | 7 | 8 | 9 | AB | R | H | RBI | BB | SO | LOB | BOTTOM | | | |
|---|---|---|---|---|---|---|---|---|---|---|---|---|---|---|---|---|---|---|------------------------------------|--|
| 13 Starlin Castro, R OBP: 0.356, SLG: 0.443 | | | | | | | | | | 4 | 0 | 0 | 0 | 0 | 1 | 1 | Cincinnati Reds @ Chicago Cubs Wrigley Field, Chicago, IL Sun Aug 08 2010, 1:35 PM - 4:15 PM CDT Att: 39,016 - Partly Cloudy - 75 F | | | |
| 28 Jeff Baker, R OBP: 0.285, SLG: 0.395 | | | | | | | | | | 4 | 1 | 1 | 1 | 0 | 0 | 0 | | | | |
| 25 Derrek Lee, R OBP: 0.332, SLG: 0.383 | | | | | | | | | | 3 | 1 | 0 | 0 | 1 | 0 | 0 | | | | |
| 16 Aramis Ramirez, R OBP: 0.280, SLG: 0.424 | | | | | | | | | | 4 | 1 | 1 | 0 | 0 | 2 | 0 | | | | |
| 24 Marlon Byrd, R OBP: 0.372, SLG: 0.461 | | | | | | | | | | 4 | 1 | 0 | 1 | 0 | 0 | 0 | | | | |
| 12 Alfonso Soriano, R OBP: 0.322, SLG: 0.516 | | | | | | | | | | 4 | 0 | 0 | 0 | 0 | 0 | 1 | | | | |
| 22 Xavier Nady, R OBP: 0.298, SLG: 0.344 | | | | | | | | | | 2 | 0 | 1 | 1 | 1 | 1 | 0 | | | | |
| 55 Koyie Hill, S OBP: 0.233, SLG: 0.248 | | | | | | | | | | 3 | 0 | 1 | 0 | 0 | 1 | 2 | | | | |
| 20 Thomas Diamond, R (1, 1) | | | | | | | | | | | | | | | | | | Cincinnati Reds @ Chicago Cubs Wrigley Field, Chicago, IL Sun Aug 08 2010, 1:35 PM - 4:15 PM CDT Att: 39,016 - Partly Cloudy - 75 F | | |
| 9 Blake DeWitt, L (3, PH) | | | | | | | | | | | | | | | | | | | | |
| 27 Casey Coleman, L (4, 1) | | | | | | | | | | | | | | | | | | | | |
| 21 Tyler Colvin, L (6, PH) | | | | | | | | | | | | | | | | | | | | |
| 40 James Russell, L (7, 1) | | | | | | | | | | | | | | | | | | | | |
| 38 Carlos Zambrano, S (7, PH) | | | | | | | | | | | | | | | | | | | | |
| 60 Mitch Atkins, R (8, 1) | | | | | | | | | | | | | | | | | | | | |
| Inning Stats | R: 0 H: 0 E: 0 K: 1 S: 7 | H: 0 R: 0 ER: 0 LOB: 0 BB: 0 P: 8 | R: 0 H: 0 E: 0 K: 0 S: 4 | H: 0 R: 0 ER: 0 LOB: 0 BB: 0 P: 6 | R: 0 H: 0 E: 0 K: 0 S: 4 | H: 0 R: 0 ER: 0 LOB: 1 BB: 1 P: 9 | R: 0 H: 0 E: 0 K: 0 S: 8 | H: 0 R: 0 ER: 0 LOB: 0 BB: 0 P: 13 | R: 0 H: 1 E: 0 K: 1 S: 8 | H: 1 R: 4 ER: 1 LOB: 1 BB: 1 P: 11 | R: 4 H: 3 E: 1 K: 1 S: 21 | H: 3 R: 0 ER: 0 LOB: 0 BB: 0 P: 30 | R: 0 H: 0 E: 0 K: 0 S: 6 | H: 0 R: 0 ER: 0 LOB: 0 BB: 0 P: 9 | R: 0 H: 0 E: 0 K: 1 S: 9 | H: 0 R: 0 ER: 0 LOB: 0 BB: 0 P: 12 | 1B: 1 2B: 2 3B: 0 HR: 1 | | SF: 0 SAC: 0 DP: 1 HBP: 0 | WP: 1 PA: 33 PB: 0 SB: 0 CS: 0 |
| PITCHER | IP WLS BF H R ER SO BB IBB HBP BLK WP HR S P ERA WHIP | IP WLS BF H R ER SO BB IBB HBP BLK WP HR S P ERA WHIP | IP WLS BF H R ER SO BB IBB HBP BLK WP HR S P ERA WHIP | IP WLS BF H R ER SO BB IBB HBP BLK WP HR S P ERA WHIP | IP WLS BF H R ER SO BB IBB HBP BLK WP HR S P ERA WHIP | IP WLS BF H R ER SO BB IBB HBP BLK WP HR S P ERA WHIP | IP WLS BF H R ER SO BB IBB HBP BLK WP HR S P ERA WHIP | IP WLS BF H R ER SO BB IBB HBP BLK WP HR S P ERA WHIP | IP WLS BF H R ER SO BB IBB HBP BLK WP HR S P ERA WHIP | IP WLS BF H R ER SO BB IBB HBP BLK WP HR S P ERA WHIP | IP WLS BF H R ER SO BB IBB HBP BLK WP HR S P ERA WHIP | IP WLS BF H R ER SO BB IBB HBP BLK WP HR S P ERA WHIP | IP WLS BF H R ER SO BB IBB HBP BLK WP HR S P ERA WHIP | IP WLS BF H R ER SO BB IBB HBP BLK WP HR S P ERA WHIP | IP WLS BF H R ER SO BB IBB HBP BLK WP HR S P ERA WHIP | IP WLS BF H R ER SO BB IBB HBP BLK WP HR S P ERA WHIP | IP WLS BF H R ER SO BB IBB HBP BLK WP HR S P ERA WHIP | | | |
| 30 Travis Wood, L (1, 1) | 6.1 W 25 4 4 3 3 2 0 0 0 0 1 0 6 9 0.00 0.000 | 0.2 2 0 0 0 1 0 0 0 0 1 0 6 9 0.00 0.000 | 2.0 6 0 0 0 1 0 0 0 0 0 0 0 15 21 0.00 0.000 | | | | | | | | | | | | | | | | | |
| 45 Bill Bray, L (7, 1) | | | | | | | | | | | | | | | | | | | | |
| 62 Jordan Smith, R (8, 1) | | | | | | | | | | | | | | | | | | | | |

Cincinnati Reds @ Chicago Cubs
 Wrigley Field, Chicago, IL
 Sun Aug 08 2010, 1:35 PM - 4:15 PM CDT
 Att: 39,016 - Partly Cloudy - 75 F

AB 31
R 4
H 4
RBI 3
BB 2
SO 5
LOB 6



| Batter | 1 | 2 | 3 | 4 | 5 | 6 | 7 | 8 | 9 | 10 | 11 | AB | R | H | RBI | BB | SO | LOB | TOP | | | | | | |
|---|-----------------------------------|----------------------------------|---------------------------------|------------------------------------|---------------------------------|----------------------------------|-------------------------------|----------------------------------|------------------------------|----------------------------------|-------------------------------|----------------------------------|------------------------------|----------------------------------|-------------------------------|----------------------------------|-------------------------------|----------------------------------|------------------------------|----------------------------------|----------------------------------|------------------------------------|----------------------------------|--------|--|
| 21 Tyler Colvin, L OBP: 0.312, SLG: 0.519 | F7 | G6-4-3 | | G4-3 | | FC6-5 | | CI | | | K | 5 | 0 | 1 | 1 | 0 | 1 | 1 | | | | | | | |
| 13 Starlin Castro, R OBP: 0.355, SLG: 0.444 | 2B | | G4-3 | | G4-3 | FC6-5 | | K | | K | | 6 | 1 | 2 | 0 | 0 | 1 | 3 | | | | | | | |
| 22 Xavier Nady, R OBP: 0.299, SLG: 0.344 | L9 | | | 2B | | | | | | | G6-3 | 6 | 0 | 2 | 0 | 0 | 2 | 3 | | | | | | | |
| 16 Aramis Ramirez, R OBP: 0.278, SLG: 0.419 | 2B | | | F9 | | | | | | G4-3 | | 4 | 1 | 0 | 0 | 1 | 1 | 2 | | | | | | | |
| 24 Marlon Byrd, R OBP: 0.372, SLG: 0.460 | 1B | | | E5 | | | | | | | 1B | 5 | 0 | 2 | 1 | 0 | 0 | 2 | | | | | | | |
| 12 Alfonso Soriano, R OBP: 0.353, SLG: 0.516 | 2B | | | IBB | | | | | | | F9 | 4 | 0 | 1 | 1 | 1 | 1 | 1 | | | | | | | |
| 9 Blake DeWitt, L OBP: 0.354, SLG: 0.382 | K | | | G4-3 | | | | | | | | 4 | 1 | 1 | 0 | 0 | 1 | 5 | | | | | | | |
| 62 Marcos Mateo, R | | | | | | | | | | | | 0 | 0 | 0 | 0 | 0 | 0 | 0 | | | | | | | |
| 55 Koyie Hill, S OBP: 0.231, SLG: 0.246 | | G6-4-3 | | G6-3 | | G6-3 | | G4-3 | | | G3-1 | 5 | 0 | 1 | 0 | 0 | 0 | 3 | | | | | | | |
| 38 Carlos Zambrano, S ERA: 3.36 | K | | | K | | | | | | | | 3 | 0 | 0 | 0 | 0 | 0 | 2 | 1 | | | | | | |
| 64 Justin Berg, R ERA: 4.82 | | | | | | | | | | | | 0 | 0 | 0 | 0 | 0 | 0 | 0 | 0 | | | | | | |
| 40 James Russell, L ERA: 4.25 | | | | | | | | | | | | 0 | 0 | 0 | 0 | 0 | 0 | 0 | 0 | | | | | | |
| 48 Andrew Cashner, R ERA: 5.52 | | | | | | | | | | | | 0 | 0 | 0 | 0 | 0 | 0 | 0 | 0 | | | | | | |
| 45 Sean Marshall, L ERA: 2.5 | | | | | | | | | | | | 0 | 0 | 0 | 0 | 0 | 0 | 0 | 0 | | | | | | |
| 17 Mike Fontenot, L OBP: 0.307, SLG: 0.419 | | | | | | | | | | | | 2 | 0 | 0 | 0 | 0 | 2 | 0 | | | | | | | |
| 1 Kosuke Fukudome, L OBP: 0.307, SLG: 0.419 | | | | | | | | | | | | 0 | 0 | 0 | 0 | 1 | 0 | 0 | | | | | | | |
| Inning Stats | R: 2 E: 0 K: 1 S: 16 | H: 3 LOB: 2 BB: 1 P: 26 | R: 0 E: 0 K: 1 S: 10 | H: 1 LOB: 0 BB: 0 P: 10 | R: 0 E: 1 K: 0 S: 12 | H: 1 LOB: 3 BB: 1 P: 21 | R: 0 E: 0 K: 1 S: 10 | H: 0 LOB: 0 BB: 0 P: 11 | R: 0 E: 0 K: 0 S: 9 | H: 1 LOB: 1 BB: 0 P: 18 | R: 1 E: 0 K: 0 S: 11 | H: 3 LOB: 2 BB: 0 P: 15 | R: 0 E: 0 K: 1 S: 7 | H: 0 LOB: 0 BB: 0 P: 12 | R: 0 E: 1 K: 3 S: 13 | H: 0 LOB: 1 BB: 0 P: 19 | R: 0 E: 0 K: 0 S: 13 | H: 1 LOB: 2 BB: 1 P: 23 | R: 0 E: 0 K: 2 S: 9 | H: 1 LOB: 1 BB: 0 P: 14 | 1B: 9 2B: 2 3B: 0 HR: 0 | SF: 0 SAC: 0 DP: 1 HBP: 0 | WP: 0 PB: 0 SB: 1 CS: 0 | PA: 48 | |
| PITCHER | IP 5.2 | WLS 2 | BF 28 | H 9 | R 3 | ER 3 | SO 3 | BB 1 | IBB 1 | HBP 0 | BLK 0 | WP 0 | HR 0 | S 67 | P 100 | ERA 4.76 | WHIP 1.765 | | | | | | | | |
| 40 Madison Bumgarner, L ERA: 3.36 | 59 Guillermo Mota, R ERA: 3.16 | 54 Sergio Romo, R ERA: 2.19 | 38 Brian Wilson, R ERA: 2.19 | 52 Ramon E Ramirez, R ERA: 4.14 | 49 Javier Lopez, L ERA: 2.51 | 47 Chris Ray, R ERA: 3.22 | | | | | | | | | | | | | | | | | | | |

Chicago Cubs @ San Francisco Giants
AT&T Park, San Francisco, CA
Mon Aug 09 2010, 7:16 PM - 10:54 PM PDT
Att. 41,943 - Party Cloudy - 60 F

livebaseballscores.com

AB 44
R 3
H 11
RBI 3
BB 3
SO 11
LOB 21




| Batter | 1 | 2 | 3 | 4 | 5 | 6 | 7 | 8 | 9 | 10 | 11 | AB | R | H | RBI | BB | SO | LOB | BOTTOM | | | | | |
|---|--------------------------------|----------------------------------|-----------------------------------|----------------------------------|---------------------------------|----------------------------------|-------------------------------|----------------------------------|-------------------------------|----------------------------------|------------------------------|----------------------------------|------------------------------|----------------------------------|------------------------------|----------------------------------|-------------------------------|----------------------------------|------------------------------|---------------------------------|----------------------------------|------------------------------------|----------------------------------|--------|
| 56 Andres Torres, S OBP: 0.374, SLG: 0.505 | P5 | K | | | 1B | E7 | | K | | | 2B | 5 | 1 | 2 | 1 | 1 | 2 | 5 | | | | | | |
| 16 Edgar Renteria, R OBP: 0.341, SLG: 0.362 | F8 | | G1-4-3 | | 1B | F8 | | F9 | | | | 6 | 2 | 2 | 0 | 0 | 0 | 3 | | | | | | |
| 17 Aubrey Huff, L OBP: 0.395, SLG: 0.535 | BB | | | BB | | | | | | | | 4 | 0 | 1 | 0 | 2 | 1 | 2 | | | | | | |
| 28 Buster Posey, R OBP: 0.388, SLG: 0.515 | L4 | | L4-3 | | 2B | | | | | | | 5 | 0 | 1 | 1 | 1 | 1 | 2 | | | | | | |
| 9 Pat Burrell, R OBP: 0.353, SLG: 0.444 | | | | | | | | | | | | 3 | 0 | 2 | 1 | 2 | 1 | 1 | | | | | | |
| 40 Pablo Sandoz, R ERA: 5.46 | | | | | | | | | | | | 3 | 0 | 0 | 0 | 0 | 0 | 2 | | | | | | |
| 12 Neil Schonholz, L ERA: 4.25 | | | | | | | | | | | | 1 | 0 | 0 | 0 | 0 | 0 | 1 | | | | | | |
| 38 Brian Wilson, R ERA: 2.19 | | | | | | | | | | | | 1 | 0 | 0 | 0 | 0 | 0 | 1 | | | | | | |
| 40 James Russell, L ERA: 4.25 | | | | | | | | | | | | 0 | 0 | 0 | 0 | 0 | 0 | 1 | | | | | | |
| 48 Andrew Cashner, R ERA: 5.52 | | | | | | | | | | | | 0 | 0 | 0 | 0 | 0 | 0 | 1 | | | | | | |
| 45 Sean Marshall, L ERA: 2.5 | | | | | | | | | | | | 0 | 0 | 0 | 0 | 0 | 0 | 1 | | | | | | |
| 5 Juan Uribe, R OBP: 0.319, SLG: 0.446 | G6-4-3 | | | | | | | | | | | 3 | 0 | 0 | 0 | 2 | 1 | 2 | | | | | | |
| 35 Travis Ishikawa, L OBP: 0.354, SLG: 0.462 | BB | | | | | | | | | | | 3 | 1 | 2 | 0 | 1 | 1 | 2 | | | | | | |
| 40 Madison Bumgarner, R ERA: 3.36 | | | | | | | | | | | | 1 | 0 | 0 | 0 | 1 | 0 | 2 | | | | | | |
| 2 Emmanuel Burriss, S ERA: 4.25 | | | | | | | | | | | | 1 | 0 | 0 | 0 | 0 | 0 | 1 | | | | | | |
| 21 Freddy Sanchez, R OBP: 0.315, SLG: 0.321 | | | | | | | | | | | | 1 | 0 | 0 | 0 | 1 | 1 | 1 | | | | | | |
| Inning Stats | R: 0 E: 0 K: 0 S: 10 | H: 0 LOB: 1 BB: 1 P: 18 | R: 0 E: 0 K: 1 S: 8 | H: 1 LOB: 3 BB: 3 P: 20 | R: 0 E: 0 K: 0 S: 5 | H: 1 LOB: 2 BB: 1 P: 12 | R: 2 E: 0 K: 1 S: 14 | H: 2 LOB: 1 BB: 1 P: 26 | R: 1 E: 1 K: 0 S: 11 | H: 2 LOB: 2 BB: 0 P: 16 | R: 0 E: 0 K: 1 S: 8 | H: 0 LOB: 0 BB: 1 P: 13 | R: 0 E: 0 K: 1 S: 9 | H: 0 LOB: 2 BB: 0 P: 18 | R: 0 E: 0 K: 1 S: 9 | H: 1 LOB: 1 BB: 0 P: 14 | R: 0 E: 0 K: 2 S: 11 | H: 2 LOB: 2 BB: 0 P: 16 | R: 1 E: 0 K: 0 S: 4 | H: 2 LOB: 2 BB: 1 P: 9 | 1B: 7 2B: 5 3B: 0 HR: 0 | SF: 1 SAC: 1 DP: 2 HBP: 0 | WP: 1 PB: 0 SB: 0 CS: 0 | PA: 50 |
| PITCHER | IP 5.0 | WLS 2 | BF 24 | H 4 | R 2 | ER 2 | SO 3 | BB 1 | IBB 0 | HBP 0 | BLK 0 | WP 0 | HR 0 | S 49 | P 95 | ERA 3.60 | WHIP 2.200 | | | | | | | |
| 38 Carlos Zambrano, R ERA: 5.46 | 64 Justin Berg, R ERA: 4.82 | 40 James Russell, L ERA: 4.25 | 48 Andrew Cashner, R ERA: 5.52 | 45 Sean Marshall, L ERA: 2.5 | 62 Marcos Mateo, R ERA: 6.75 | | | | | | | | | | | | | | | | | | | |

Chicago Cubs @ San Francisco Giants
AT&T Park, San Francisco, CA
Mon Aug 09 2010, 7:16 PM - 10:54 PM PDT
Att. 41,943 - Party Cloudy - 60 F

livebaseballscores.com

AB 37
R 4
H 11
RBI 3
BB 11
SO 8
LOB 25



| Batter | 1 | 2 | 3 | 4 | 5 | 6 | 7 | 8 | 9 | AB | R | H | RBI | BB | SO | LOB | TOP | | | | | | | | |
|---|---|---|---|---|---|---|---|---|---|---|---|---|---|---|---|---|---|---|---|---|---|---|---|---|---|
| 21 Tyler Colvin, L OBP: 0.313, SLG: 0.515 | | | | | | | | | | 4 | 1 | 1 | 0 | 1 | 1 | 2 | | | | | | | | | |
| 13 Starlin Castro, R OBP: 0.356, SLG: 0.443 | | | | | | | | | | 5 | 1 | 2 | 3 | 0 | 0 | 0 | | | | | | | | | |
| 6 Micah Hoffpauir, L OBP: 0.367, SLG: 0.431 | | | | | | | | | | 5 | 0 | 0 | 0 | 0 | 2 | 3 | | | | | | | | | |
| 16 Aramis Ramirez, R OBP: 0.286, SLG: 0.423 | | | | | | | | | | 4 | 1 | 3 | 1 | 0 | 0 | 0 | | | | | | | | | |
| 1 Kosuke Fukudome, L OBP: 0.321, SLG: 0.511 | | | | | | | | | | 5 | 1 | 2 | 2 | 0 | 2 | 2 | | | | | | | | | |
| 12 Alfonso Soriano, R OBP: 0.321, SLG: 0.511 | | | | | | | | | | 5 | 1 | 1 | 0 | 0 | 0 | 3 | | | | | | | | | |
| 9 Blake DeWitt, L OBP: 0.353, SLG: 0.380 | | | | | | | | | | 4 | 0 | 1 | 0 | 0 | 2 | 1 | | | | | | | | | |
| 55 Koyie Hill, S OBP: 0.240, SLG: 0.254 | | | | | | | | | | 4 | 2 | 2 | 0 | 0 | 0 | 1 | | | | | | | | | |
| 46 Ryan Dempster, R OBP: 0.143, SLG: 0.167 | | | | | | | | | | 2 | 1 | 1 | 0 | 0 | 1 | 0 | | | | | | | | | |
| 48 Andrew Cashner, R OBP: 0.332, SLG: 0.402 | | | | | | | | | | 0 | 0 | 0 | 0 | 0 | 0 | 0 | | | | | | | | | |
| 45 Sean Marshall, L OBP: 0.332, SLG: 0.402 | | | | | | | | | | 0 | 0 | 0 | 0 | 0 | 0 | 0 | | | | | | | | | |
| 49 Carlos Marmol, R OBP: 0.332, SLG: 0.402 | | | | | | | | | | 0 | 0 | 0 | 0 | 0 | 0 | 0 | | | | | | | | | |
| Inning Stats | R: 4 H: 4 E: 0 K: 0 S: 21 | L: 4 LOB: 0 BB: 0 P: 34 | R: 0 H: 0 E: 0 K: 1 S: 9 | H: 0 LOB: 0 BB: 0 P: 15 | R: 0 H: 1 E: 0 K: 1 S: 11 | H: 1 LOB: 1 BB: 0 P: 15 | R: 2 H: 3 E: 0 K: 2 S: 14 | H: 3 LOB: 2 BB: 1 P: 25 | R: 0 H: 0 E: 0 K: 1 S: 6 | H: 0 LOB: 0 BB: 0 P: 10 | R: 0 H: 1 E: 0 K: 0 S: 6 | H: 1 LOB: 1 BB: 0 P: 6 | R: 0 H: 0 E: 0 K: 1 S: 8 | H: 0 LOB: 0 BB: 0 P: 11 | R: 2 H: 3 E: 0 K: 2 S: 13 | H: 3 LOB: 1 BB: 0 P: 21 | R: 0 H: 2 E: 0 K: 0 S: 9 | H: 2 LOB: 2 BB: 0 P: 13 | 1B: 12 2B: 2 3B: 0 HR: 1 | SF: 0 SAC: 1 DP: 1 HBP: 1 | WP: 0 PB: 0 SB: 2 CS: 0 | PA: 42 | | | |
| PITCHER | IP WLS BF H R ER SO BB IBB HBP BLK WP HR S P ERA WHIP | IP WLS BF H R ER SO BB IBB HBP BLK WP HR S P ERA WHIP | IP WLS BF H R ER SO BB IBB HBP BLK WP HR S P ERA WHIP | IP WLS BF H R ER SO BB IBB HBP BLK WP HR S P ERA WHIP | IP WLS BF H R ER SO BB IBB HBP BLK WP HR S P ERA WHIP | IP WLS BF H R ER SO BB IBB HBP BLK WP HR S P ERA WHIP | IP WLS BF H R ER SO BB IBB HBP BLK WP HR S P ERA WHIP | IP WLS BF H R ER SO BB IBB HBP BLK WP HR S P ERA WHIP | IP WLS BF H R ER SO BB IBB HBP BLK WP HR S P ERA WHIP | IP WLS BF H R ER SO BB IBB HBP BLK WP HR S P ERA WHIP | IP WLS BF H R ER SO BB IBB HBP BLK WP HR S P ERA WHIP | IP WLS BF H R ER SO BB IBB HBP BLK WP HR S P ERA WHIP | IP WLS BF H R ER SO BB IBB HBP BLK WP HR S P ERA WHIP | IP WLS BF H R ER SO BB IBB HBP BLK WP HR S P ERA WHIP | IP WLS BF H R ER SO BB IBB HBP BLK WP HR S P ERA WHIP | IP WLS BF H R ER SO BB IBB HBP BLK WP HR S P ERA WHIP | IP WLS BF H R ER SO BB IBB HBP BLK WP HR S P ERA WHIP | IP WLS BF H R ER SO BB IBB HBP BLK WP HR S P ERA WHIP | IP WLS BF H R ER SO BB IBB HBP BLK WP HR S P ERA WHIP | IP WLS BF H R ER SO BB IBB HBP BLK WP HR S P ERA WHIP | IP WLS BF H R ER SO BB IBB HBP BLK WP HR S P ERA WHIP | IP WLS BF H R ER SO BB IBB HBP BLK WP HR S P ERA WHIP | IP WLS BF H R ER SO BB IBB HBP BLK WP HR S P ERA WHIP | IP WLS BF H R ER SO BB IBB HBP BLK WP HR S P ERA WHIP | IP WLS BF H R ER SO BB IBB HBP BLK WP HR S P ERA WHIP |

Chicago Cubs @ San Francisco Giants
 AT&T Park, San Francisco, CA
 Tue Aug 10 2010, 7:16 PM - 10:25 PM PDT
 Att: 35,389 - Partly Cloudy - 58 F

livebaseballscorecards.com

AB 39
 R 8
 H 14
 RBI 8
 BB 1
 SO 8
 LOB 12

| Batter | 1 | 2 | 3 | 4 | 5 | 6 | 7 | 8 | 9 | AB | R | H | RBI | BB | SO | LOB | BOTTOM |
|--|---------------------------------------|----------------------------------|----------------------------|---|---|---|---|---|---|----|---|---|-----|----|----|-----|--------|
| 56 Andres Torres, S OBP: 0.370, SLG: 0.499 | | | | | | | | | | 5 | 0 | 0 | 0 | 0 | 2 | 6 | |
| 16 Edgar Renteria, R OBP: 0.342, SLG: 0.364 | | | | | | | | | | 2 | 1 | 1 | 0 | 0 | 0 | 2 | |
| 2 Emmanuel Burriss, S OBP: 0.500, SLG: 0.500 | | | | | | | | | | 3 | 2 | 2 | 0 | 0 | 1 | 0 | |
| 17 Aubrey Huff, L OBP: 0.393, SLG: 0.530 | | | | | | | | | | 4 | 1 | 0 | 0 | 1 | 0 | 2 | |
| 28 Buster Posey, R OBP: 0.388, SLG: 0.517 | | | | | | | | | | 5 | 1 | 2 | 2 | 0 | 0 | 0 | |
| 9 Pat Burrell, R OBP: 0.351, SLG: 0.439 | | | | | | | | | | 5 | 0 | 1 | 0 | 0 | 1 | 3 | |
| 48 Pablo Sandoval, S OBP: 0.325, SLG: 0.382 | | | | | | | | | | 5 | 0 | 3 | 1 | 0 | 0 | 0 | |
| 5 Juan Uribe, R OBP: 0.320, SLG: 0.448 | | | | | | | | | | 5 | 1 | 2 | 0 | 0 | 2 | 4 | |
| 35 Travis Ishikawa, L OBP: 0.348, SLG: 0.452 | | | | | | | | | | 5 | 0 | 1 | 1 | 0 | 0 | 5 | |
| 55 Tim Lincecum, L OBP: 0.311, SLG: 0.394 | | | | | | | | | | 0 | 0 | 0 | 0 | 0 | 0 | 0 | |
| 12 Nate Schierholz, L OBP: 0.310, SLG: 0.390 | | | | | | | | | | 0 | 0 | 0 | 0 | 0 | 0 | 0 | |
| 46 Santiago Casilla, R OBP: 0.310, SLG: 0.390 | | | | | | | | | | 0 | 0 | 0 | 0 | 0 | 0 | 0 | |
| 33 Aaron Rowand, R OBP: 0.310, SLG: 0.390 | | | | | | | | | | 0 | 0 | 0 | 0 | 0 | 0 | 0 | |
| 59 Guillermo Mota, R OBP: 0.310, SLG: 0.390 | | | | | | | | | | 0 | 0 | 0 | 0 | 0 | 0 | 0 | |
| 21 Freddy Sanchez, R OBP: 0.310, SLG: 0.390 | | | | | | | | | | 0 | 0 | 0 | 0 | 0 | 0 | 0 | |
| 52 Ramon E Ramirez, R OBP: 0.310, SLG: 0.390 | | | | | | | | | | 0 | 0 | 0 | 0 | 0 | 0 | 0 | |
| Inning Stats | R: 1 H: 2 E: 1 K: 1 S: 16 | H: 2 LOB: 1 BB: 0 P: 22 | R: 1 H: 2 E: 1 K: | | | | | | | | | | | | | | |

| Batter | 1 | 2 | 3 | 4 | 5 | 6 | 7 | 8 | 9 | AB | R | H | RBI | BB | SO | LOB | TOP | | | | | | | |
|--|---|--|--|--|------------------------------|----------------------------------|------------------------------|----------------------------------|------------------------------|----------------------------------|-------------------------------|----------------------------------|-------------------------------|----------------------------------|------------------------------|---------------------------------|---|----------------------------------|----------------------------------|------------------------------------|----------------------------------|--------|--|--|
| 21 Tyler Colvin, L (1,9) OBP: 0.315, SLG: 0.524 | | | | | | | | | | 5 | 1 | 2 | 1 | 0 | 0 | 1 | Chicago Cubs @ San Francisco Giants AT&T Park, San Francisco, CA Wed Aug 11 2010, 7:16 PM - 9:47 PM PDT Att: 36,139 - Overcast - 59 F | | | | | | | |
| 13 Starlin Castro, R (1,6) OBP: 0.360, SLG: 0.444 | | | | | | | | | | 4 | 1 | 2 | 0 | 0 | 1 | 2 | | | | | | | | |
| 22 Xavier Nady, R (1,3) OBP: 0.298, SLG: 0.348 | | | | | | | | | | 4 | 1 | 1 | 1 | 0 | 1 | 3 | | | | | | | | |
| 24 Marlon Byrd, R (1,8) OBP: 0.371, SLG: 0.465 | | | | | | | | | | 4 | 1 | 1 | 1 | 0 | 0 | 3 | | | | | | | | |
| 12 Alfonso Soriano, R (1,7) OBP: 0.323, SLG: 0.510 | | | | | | | | | | 3 | 0 | 1 | 1 | 1 | 0 | 0 | | | | | | | | |
| 28 Jeff Baker, R (1,5) OBP: 0.284, SLG: 0.391 | | | | | | | | | | 4 | 0 | 1 | 0 | 0 | 1 | 1 | | | | | | | | |
| 9 Blake DeWitt, L (1,4) OBP: 0.352, SLG: 0.378 | | | | | | | | | | 4 | 0 | 1 | 0 | 0 | 0 | 2 | | | | | | | | |
| 53 Welington Castillo, R (1,2) OBP: 0.333, SLG: 0.667 | | | | | | | | | | 3 | 0 | 1 | 0 | 0 | 2 | 2 | | | | | | | | |
| 6 Micah Hoffpauir, L (9,PH) | | | | | | | | | | 1 | 0 | 0 | 0 | 0 | 0 | 0 | | | | | | | | |
| 32 Tom Gorzelanny, R (1,1) OBP: 0.138, SLG: 0.138 | | | | | | | | | | 2 | 0 | 0 | 0 | 0 | 2 | 0 | | | | | | | | |
| 38 Carlos Zambrano, S (7,PH) OBP: 0.214, SLG: 0.222 | | | | | | | | | | 1 | 0 | 0 | 0 | 0 | 0 | 0 | | | | | | | | |
| 40 James Russell, L (7,1) OBP: 0.284, SLG: 0.391 | | | | | | | | | | 0 | 0 | 0 | 0 | 0 | 0 | 0 | | | | | | | | |
| 64 Justin Berg, R (7,1) OBP: 0.284, SLG: 0.391 | | | | | | | | | | 0 | 0 | 0 | 0 | 0 | 0 | 0 | | | | | | | | |
| 1 Kosuke Fukudome, L (9,PH) OBP: 0.369, SLG: 0.433 | | | | | | | | | | 1 | 0 | 1 | 0 | 0 | 0 | 0 | | | | | | | | |
| Inning Stats | R: 0 E: 0 K: 0 S: 9 | H: 1 LOB: 1 BB: 0 P: 16 | R: 0 E: 0 K: 0 S: 7 | H: 2 LOB: 2 BB: 0 P: 10 | R: 0 E: 0 K: 1 S: 7 | H: 1 LOB: 1 BB: 0 P: 11 | R: 1 E: 0 K: 0 S: 9 | H: 1 LOB: 0 BB: 1 P: 15 | R: 0 E: 0 K: 2 S: 9 | H: 0 LOB: 0 BB: 0 P: 13 | R: 2 E: 0 K: 1 S: 15 | H: 4 LOB: 2 BB: 0 P: 21 | R: 1 E: 0 K: 1 S: 10 | H: 1 LOB: 0 BB: 0 P: 12 | R: 0 E: 0 K: 1 S: 6 | H: 0 LOB: 0 BB: 0 P: 8 | R: 0 E: 0 K: 2 S: 14 | H: 1 LOB: 1 BB: 0 P: 22 | 1B: 7 2B: 2 3B: 0 HR: 2 | SF: 0 SAC: 0 DP: 1 HBP: 1 | WP: 0 PB: 0 SB: 0 CS: 0 | PA: 38 | | |
| PITCHER | IP WLS BF H R ER SO BB IBB HBP BLK WP HR S P ERA WHIP | 6.1 28 10 4 4 4 1 0 0 0 0 2 60 90 5.68 1.737 | 1.2 W 6 0 0 0 2 0 0 0 1 0 0 0 12 16 0.00 0.000 | 1.0 S 4 1 0 0 2 0 0 0 0 0 0 0 0 14 22 0.00 1.000 | | | | | | | | | | | | | | | | | | | | |

| Batter | 1 | 2 | 3 | 4 | 5 | 6 | 7 | 8 | 9 | AB | R | H | RBI | BB | SO | LOB | BOTTOM | | | | | | |
|--|---|---|---|--|------------------------------|---------------------------------|-------------------------------|----------------------------------|------------------------------|----------------------------------|------------------------------|----------------------------------|------------------------------|----------------------------------|------------------------------|---------------------------------|---|----------------------------------|----------------------------------|------------------------------------|----------------------------------|--------|--|
| 56 Andres Torres, S (1,9) OBP: 0.373, SLG: 0.503 | | | | | | | | | | 3 | 1 | 2 | 0 | 1 | 0 | 0 | Chicago Cubs @ San Francisco Giants AT&T Park, San Francisco, CA Wed Aug 11 2010, 7:16 PM - 9:47 PM PDT Att: 36,139 - Overcast - 59 F | | | | | | |
| 21 Freddy Sanchez, R (1,4) OBP: 0.317, SLG: 0.319 | | | | | | | | | | 2 | 1 | 0 | 0 | 1 | 0 | 1 | | | | | | | |
| 17 Aubrey Huff, L (1,3) OBP: 0.394, SLG: 0.535 | | | | | | | | | | 4 | 1 | 2 | 0 | 0 | 2 | 2 | | | | | | | |
| 28 Buster Posey, R (1,2) OBP: 0.382, SLG: 0.508 | | | | | | | | | | 4 | 0 | 0 | 1 | 0 | 1 | 4 | | | | | | | |
| 9 Pat Burrell, R (1,7) OBP: 0.353, SLG: 0.453 | | | | | | | | | | 4 | 1 | 2 | 3 | 0 | 0 | 1 | | | | | | | |
| 38 Brian Wilson, R (9,1) OBP: 0.369, SLG: 0.433 | | | | | | | | | | 4 | 0 | 1 | 0 | 0 | 1 | 1 | | | | | | | |
| 5 Juan Uribe, R (1,6) OBP: 0.320, SLG: 0.446 | | | | | | | | | | 4 | 0 | 2 | 0 | 0 | 0 | 1 | | | | | | | |
| 48 Pablo Sandoval, S (1,5) OBP: 0.327, SLG: 0.385 | | | | | | | | | | 4 | 1 | 1 | 1 | 0 | 1 | 3 | | | | | | | |
| 33 Aaron Rowand, R (1,8) OBP: 0.302, SLG: 0.404 | | | | | | | | | | 4 | 1 | 1 | 1 | 0 | 1 | 3 | | | | | | | |
| 75 Barry Zito, L (1,1) OBP: 0.150, SLG: 0.128 | | | | | | | | | | 3 | 0 | 0 | 0 | 0 | 2 | 0 | | | | | | | |
| 54 Sergio Romo, R (7,1) ERA: 4.17 | | | | | | | | | | 0 | 0 | 0 | 0 | 0 | 0 | 0 | | | | | | | |
| 35 Travis Ishikawa, L (6,PH) OBP: 0.346, SLG: 0.448 | | | | | | | | | | 1 | 0 | 0 | 0 | 0 | 0 | 1 | | | | | | | |
| Inning Stats | R: 3 E: 0 K: 1 S: 21 | H: 4 LOB: 2 BB: 1 P: 34 | R: 0 E: 0 K: 2 S: 10 | H: 1 LOB: 1 BB: 0 P: 13 | R: 0 E: 0 K: 1 S: 7 | H: 1 LOB: 0 BB: 0 P: 9 | R: 0 E: 0 K: 1 S: 10 | H: 1 LOB: 1 BB: 0 P: 16 | R: 1 E: 0 K: 0 S: 7 | H: 1 LOB: 0 BB: 0 P: 10 | R: 0 E: 0 K: 1 S: 7 | H: 0 LOB: 1 BB: 1 P: 15 | R: 1 E: 0 K: 1 S: 9 | H: 2 LOB: 1 BB: 0 P: 14 | R: 0 E: 0 K: 1 S: 6 | H: 0 LOB: 0 BB: 0 P: 8 | R: 1 E: 0 K: 2 S: 14 | H: 1 LOB: 1 BB: 0 P: 22 | 1B: 5 2B: 2 3B: 1 HR: 2 | SF: 0 SAC: 1 DP: 0 HBP: 0 | WP: 0 PB: 0 SB: 2 CS: 0 | PA: 36 | |
| PITCHER | IP WLS BF H R ER SO BB IBB HBP BLK WP HR S P ERA WHIP | 6.0 27 8 4 4 5 1 0 0 0 0 0 64 95 6.00 1.500 | 0.2 3 0 0 0 1 1 0 0 0 0 0 5 12 0.00 1.500 | 1.1 L 6 2 1 1 1 0 0 0 0 0 1 11 17 6.75 1.500 | | | | | | | | | | | | | | | | | | | |

| | |
|-----|----|
| AB | 36 |
| R | 4 |
| H | 11 |
| RBI | 4 |
| BB | 1 |
| SO | 8 |
| LOB | 14 |



| | |
|-----|----|
| AB | 33 |
| R | 5 |
| H | 10 |
| RBI | 5 |
| BB | 2 |
| SO | 7 |
| LOB | 14 |



| Batter | 1 | 2 | 3 | 4 | 5 | 6 | 7 | 8 | 9 | AB | R | H | RBI | BB | SO | LOB | TOP | | | |
|---|--|----------------------------------|-------------------------------------|-----------------------------------|-------------------------------|--|--------------------------------|-------------------------------------|---------------------------------|----------------------------------|-------------------------------|----------------------------------|-------------------------------|----------------------------------|------------------------------|----------------------------------|-----------------------------------|------------------------------------|----------------------------------|--------|
| 21 Tyler Colvin, L OBP: 0.313, SLG: 0.518 | | | | | | | | | | 5 | 1 | 1 | 1 | 0 | 3 | 3 | | | | |
| 13 Starlin Castro, R OBP: 0.366, SLG: 0.450 | | | | | | | | | | 5 | 2 | 4 | 1 | 0 | 0 | 0 | | | | |
| 1 Kosuke Fukudome, L OBP: 0.370, SLG: 0.437 | | | | | | | | | | 5 | 0 | 2 | 1 | 0 | 2 | 3 | | | | |
| 24 Marlon Byrd, R OBP: 0.369, SLG: 0.462 | | | | | | | | | | 5 | 0 | 1 | 0 | 0 | 1 | 3 | | | | |
| 22 Xavier Nady, R OBP: 0.301, SLG: 0.352 | | | | | | | | | | 4 | 0 | 1 | 2 | 1 | 1 | 2 | | | | |
| 9 Blake DeWitt, L OBP: 0.355, SLG: 0.378 | | | | | | | | | | 3 | 2 | 1 | 0 | 2 | 1 | 2 | | | | |
| 48 Andrew Cashner, R OBP: 0.248, SLG: 0.270 | | | | | | | | | | 4 | 1 | 2 | 1 | 0 | 0 | 1 | | | | |
| 28 Jeff Baker, R OBP: 0.281, SLG: 0.385 | | | | | | | | | | 5 | 1 | 1 | 0 | 0 | 1 | 3 | | | | |
| 55 Koyie Hill, S OBP: 0.248, SLG: 0.270 | | | | | | | | | | 4 | 1 | 2 | 1 | 0 | 0 | 1 | | | | |
| 36 Randy Wells, R OBP: 0.449, SLG: 0.339 | | | | | | | | | | 2 | 0 | 1 | 1 | 0 | 1 | 0 | | | | |
| 62 Marcos Mateo, R ERA: 3.35 | | | | | | | | | | 0 | 0 | 0 | 0 | 0 | 0 | 0 | | | | |
| 6 Micah Hoffpauir, L ERA: 11.37 | | | | | | | | | | 0 | 0 | 0 | 0 | 0 | 0 | 0 | | | | |
| 27 Casey Coleman, L ERA: 11.37 | | | | | | | | | | 0 | 0 | 0 | 0 | 0 | 0 | 0 | | | | |
| 12 Alfonso Soriano, R ERA: 2.41 | | | | | | | | | | 0 | 0 | 0 | 0 | 0 | 0 | 0 | | | | |
| 45 Sean Marshall, L ERA: 5.68 | | | | | | | | | | 0 | 0 | 0 | 0 | 0 | 0 | 0 | | | | |
| 15 Darwin Barney, R ERA: 5.68 | | | | | | | | | | 0 | 0 | 0 | 0 | 0 | 0 | 0 | | | | |
| Inning Stats | R: 2 E: 0 K: 3 S: 23 | H: 3 LOB: 1 BB: 0 P: 31 | R: 0 E: 0 K: 1 S: 8 | H: 0 LOB: 0 BB: 0 P: 14 | R: 0 E: 0 K: 1 S: 13 | H: 2 LOB: 1 BB: 0 P: 21 | R: 1 E: 0 K: 2 S: 20 | H: 2 LOB: 2 BB: 1 P: 29 | R: 0 E: 0 K: 1 S: 7 | H: 1 LOB: 1 BB: 0 P: 16 | R: 1 E: 0 K: 2 S: 15 | H: 3 LOB: 2 BB: 0 P: 27 | R: 3 E: 0 K: 0 S: 15 | H: 3 LOB: 1 BB: 1 P: 28 | R: 0 E: 0 K: 0 S: 9 | H: 0 LOB: 1 BB: 1 P: 16 | 1B: 10 2B: 4 3B: 0 HR: 0 | SF: 0 SAC: 0 DP: 0 HBP: 0 | WP: 0 PB: 0 SB: 0 CS: 1 | PA: 43 |
| PITCHER | IP: 6.0 WLS: 1 BF: 26 ERA: 3.11 | H: 3 R: 3 ER: 3 SO: 9 | BB: 1 IBB: 0 HBP: 0 BLK: 0 | WP: 0 HR: 0 S: 82 P: 121 | ERA: 4.50 WHIP: 1.500 | IP: 1.0 WLS: 0 BF: 4 ERA: 2.1 | H: 1 R: 0 ER: 0 SO: 0 | BB: 1 IBB: 0 HBP: 0 BLK: 0 | WP: 0 HR: 0 S: 9 P: 16 | ERA: 0.00 WHIP: 1.000 | | | | | | | | | | |
| 18 Matt Cain, R ERA: 3.11 | | | | | | | | | | | | | | | | | | | | |
| 47 Chris Ray, R ERA: 3.35 | | | | | | | | | | | | | | | | | | | | |
| 49 Javier López, L ERA: 2.72 | | | | | | | | | | | | | | | | | | | | |
| 59 Guillermo Mota, R ERA: 3.92 | | | | | | | | | | | | | | | | | | | | |
| 54 Sergio Romo, R ERA: 2.06 | | | | | | | | | | | | | | | | | | | | |
| Batter | 1 | 2 | 3 | 4 | 5 | 6 | 7 | 8 | 9 | AB | R | H | RBI | BB | SO | LOB | BOTTOM | | | |
| 33 Aaron Rowand, R OBP: 0.301, SLG: 0.401 | | | | | | | | | | 5 | 2 | 1 | 0 | 0 | 1 | 2 | | | | |
| 21 Freddy Sanchez, R OBP: 0.324, SLG: 0.327 | | | | | | | | | 2 | 0 | 2 | 0 | 1 | 0 | 0 | 0 | | | | |
| 17 Aubrey Huff, L OBP: 0.394, SLG: 0.531 | | | | | | | | | 3 | 1 | 0 | 0 | 2 | 0 | 3 | | | | | |
| 28 Buster Posey, R OBP: 0.383, SLG: 0.502 | | | | | | | | | 3 | 1 | 0 | 0 | 2 | 0 | 1 | | | | | |
| 9 Pat Burrell, R OBP: 0.295, SLG: 0.479 | | | | | | | | | 4 | 2 | 2 | 5 | 0 | 1 | 0 | 0 | | | | |
| 49 Javier López, L ERA: 2.72 | | | | | | | | | | 0 | 0 | 0 | 0 | 0 | 0 | 0 | | | | |
| 59 Guillermo Mota, R ERA: 3.92 | | | | | | | | | | 0 | 0 | 0 | 0 | 0 | 0 | 0 | | | | |
| 54 Sergio Romo, R ERA: 2.06 | | | | | | | | | | 0 | 0 | 0 | 0 | 0 | 0 | 0 | | | | |
| 38 Brian Wilson, R ERA: 2.06 | | | | | | | | | | 0 | 0 | 0 | 0 | 0 | 0 | 0 | | | | |
| 56 Andruw Jones, S OBP: 0.370, SLG: 0.534 | | | | | | | | | | 1 | 0 | 1 | 1 | 0 | 0 | 0 | | | | |
| 48 Pablo Sandoval, S OBP: 0.328, SLG: 0.398 | | | | | | | | | 4 | 2 | 2 | 1 | 0 | 0 | 0 | 0 | | | | |
| 5 Juan Uribe, R OBP: 0.321, SLG: 0.446 | | | | | | | | | 4 | 0 | 2 | 1 | 0 | 1 | 0 | 0 | | | | |
| 35 Travis Ishikawa, L OBP: 0.343, SLG: 0.442 | | | | | | | | | 4 | 0 | 1 | 0 | 0 | 0 | 1 | 0 | | | | |
| 18 Matt Cain, R OBP: 0.109, SLG: 0.111 | | | | | | | | | 2 | 0 | 0 | 0 | 0 | 1 | 2 | | | | | |
| 14 Mike Fontenot, L OBP: 0.330, SLG: 0.400 | | | | | | | | | | 1 | 0 | 0 | 0 | 1 | 0 | | | | | |
| 47 Chris Ray, R ERA: 3.35 | | | | | | | | | | 0 | 0 | 0 | 0 | 0 | 0 | 0 | | | | |
| 12 Nate Schierholz, L OBP: 0.312, SLG: 0.361 | | | | | | | | | | 1 | 0 | 0 | 0 | 1 | 0 | | | | | |
| Inning Stats | R: 0 E: 0 K: 1 S: 11 | H: 1 LOB: 1 BB: 0 P: 18 | R: 1 E: 0 K: 1 S: 12 | H: 3 LOB: 2 BB: 0 P: 19 | R: 0 E: 0 K: 0 S: 8 | H: 0 LOB: 0 BB: 1 P: 17 | R: 2 E: 0 K: 0 S: 11 | H: 2 LOB: 0 BB: 0 P: 20 | R: 4 E: 0 K: 1 S: 10 | H: 2 LOB: 1 BB: 0 P: 15 | R: 0 E: 0 K: 1 S: 6 | H: 0 LOB: 0 BB: 0 P: 12 | R: 0 E: 0 K: 2 S: 9 | H: 0 LOB: 0 BB: 0 P: 13 | R: 1 E: 0 K: 0 S: 7 | H: 2 LOB: 3 BB: 2 P: 17 | 1B: 6 2B: 1 3B: 1 HR: 3 | SF: 0 SAC: 2 DP: 1 HBP: 0 | WP: 0 PB: 0 SB: 1 CS: 0 | PA: 41 |
| PITCHER | IP: 5.0 WLS: 1 BF: 26 ERA: 4.6 | H: 1 R: 0 ER: 0 SO: 6 | BB: 3 IBB: 0 HBP: 0 BLK: 0 | WP: 0 HR: 0 S: 53 P: 102 | ERA: 10.80 WHIP: 2.200 | IP: 1.0 WLS: 0 BF: 4 ERA: 2.1 | H: 1 R: 0 ER: 0 SO: 0 | BB: 1 IBB: 0 HBP: 0 BLK: 0 | WP: 0 HR: 0 S: 9 P: 16 | ERA: 0.00 WHIP: 1.000 | | | | | | | | | | |
| 36 Randy Wells, R ERA: 4.6 | | | | | | | | | | | | | | | | | | | | |
| 62 Marcos Mateo, R ERA: 3.96 | | | | | | | | | | | | | | | | | | | | |
| 27 Casey Coleman, R ERA: 11.37 | | | | | | | | | | | | | | | | | | | | |
| 45 Sean Marshall, L ERA: 2.41 | | | | | | | | | | | | | | | | | | | | |
| 48 Andrew Cashner, R ERA: 5.68 | | | | | | | | | | | | | | | | | | | | |

Chicago Cubs @ San Francisco Giants
AT&T Park, San Francisco, CA
Thu Aug 12 2010, 12:47 PM - 4:01 PM PDT
Att: 40,872 - Sunny - 64 F

AB 40
R 7
H 14
RBI 7
BB 3
SO 11
LOB 19



livebaseballscorecards.com

Chicago Cubs @ San Francisco Giants
AT&T Park, San Francisco, CA
Thu Aug 12 2010, 12:47 PM - 4:01 PM PDT
Att: 40,872 - Sunny - 64 F

AB 34
R 8
H 11
RBI 8
BB 5
SO 6
LOB 9



livebaseballscorecards.com

| Batter | 1 | 2 | 3 | 4 | 5 | 6 | 7 | 8 | 9 | AB | R | H | RBI | BB | SO | LOB | TOP |
|---|---|---|---|---|---|---|---|---|---|---|--|----------------------------------|--------|----|----|-----|--|
| 1 Kosuke Fukudome, L (1.9) OBP: 0.368, SLG: 0.431 | G3 | BB | | | G1-3 | | G5-3 | | | 3 | 0 | 0 | 0 | 1 | 0 | 0 | Chicago Cubs @ St. Louis Cardinals Busch Stadium, St. Louis, MO Fri Aug 13 2010, 7:16 PM - 10:00 PM CDT Att: 45,546 - Partly Cloudy - 92 F |
| 13 Starlin Castro, R (1.6) OBP: 0.365, SLG: 0.447 | 25 24 1B | P3 | | | K | | | F8 | | 4 | 1 | 1 | 0 | 0 | 1 | 1 | |
| 25 Derrek Lee, R (1.3) OBP: 0.333, SLG: 0.394 | 24 1B | | | | K | | | G6-3 | | 4 | 2 | 2 | 1 | 0 | 1 | 0 | |
| 24 Marlon Byrd, R (1.8) OBP: 0.368, SLG: 0.460 | 2B | | | | G4-3 | | | G1 | | 4 | 0 | 1 | 2 | 0 | 1 | 0 | |
| 9 Blake DeWitt, L (1.5) OBP: 0.354, SLG: 0.379 | 1B | | | | G6-3 | | | G1-3 | | 4 | 0 | 1 | 0 | 0 | 0 | 0 | |
| 12 Alfonso Soriano, R (1.7) OBP: 0.322, SLG: 0.506 | 2B | | | | G6-3 | | | G3-1 | | 4 | 0 | 1 | 0 | 0 | 1 | 2 | |
| 15 Darwin Barney, R (1.4) | F7 | | | | G5-3 | | | K | | 4 | 0 | 0 | 0 | 0 | 1 | 2 | |
| 55 Koyie Hill, S (1.2) | | | | | F8 | | | G6-3 | | 4 | 0 | 0 | 0 | 0 | 0 | 3 | |
| 20 Thomas Diamond, R (1.1) | | | | | G3 | | | G4-3 | | 4 | 0 | 1 | 0 | 0 | 0 | 0 | |
| 27 Casey Coleman, L (5.1) | | | | | G6-3 | | | G4-3 | | 2 | 0 | 0 | 0 | 0 | 1 | 1 | |
| 22 Xavier Nady, R (7. PH) OBP: 0.299, SLG: 0.349 | | | | | K | | | G5-3 | | 0 | 0 | 0 | 0 | 0 | 0 | 0 | |
| 64 Justin Berg, R (7.1) | | | | | | | | | | 1 | 0 | 0 | 0 | 0 | 0 | 0 | |
| | | | | | | | | | | 0 | 0 | 0 | 0 | 0 | 0 | 0 | |
| Inning Stats | R: 2 H: 4 E: 0 K: 0 S: 17 | WLS: 2 BF: 27 | H: 0 R: 0 ER: 0 SO: 10 | H: 0 R: 0 ER: 0 SO: 15 | H: 0 R: 0 ER: 0 SO: 14 | H: 1 R: 0 ER: 0 SO: 11 | H: 0 R: 0 ER: 0 SO: 9 | H: 0 R: 0 ER: 0 SO: 13 | H: 1 R: 0 ER: 0 SO: 18 | 1B: 4 2B: 2 3B: 0 HR: 1 | SF: 0 SAC: 0 DP: 0 HBP: 0 | WP: 0 PB: 0 SB: 0 CS: 0 | PA: 35 | | | | |
| PITCHER | IP: 6.0 WLS: 1 BF: 25 H: 6 R: 2 ER: 2 SO: 3 | WLS: 3 BF: 3 H: 1 R: 1 ER: 1 SO: 0 | WLS: 0 BF: 0 H: 0 R: 0 ER: 0 SO: 0 | WLS: 0 BF: 0 H: 0 R: 0 ER: 0 SO: 0 | WLS: 0 BF: 0 H: 0 R: 0 ER: 0 SO: 0 | WLS: 0 BF: 0 H: 0 R: 0 ER: 0 SO: 0 | WLS: 0 BF: 0 H: 0 R: 0 ER: 0 SO: 0 | WLS: 0 BF: 0 H: 0 R: 0 ER: 0 SO: 0 | WLS: 0 BF: 0 H: 0 R: 0 ER: 0 SO: 0 | WLS: 0 BF: 0 H: 0 R: 0 ER: 0 SO: 0 | IP: 6.0 WLS: 1 BF: 103 H: 6 R: 8 ER: 13 SO: 10 | ERA: 3.00 WHIP: 1.167 | | | | | |

| Batter | 1 | 2 | 3 | 4 | 5 | 6 | 7 | 8 | 9 | AB | R | H | RBI | BB | SO | LOB | BOTTOM |
|--|---|---|---|---|---|---|---|---|---|---|--|---|---|---|---|---|--|
| 3 Felipe Lopez, S (1.5) OBP: 0.327, SLG: 0.369 | F7 | | | | G6-3 | | | K | | 4 | 1 | 0 | 0 | 1 | 2 | 1 | Chicago Cubs @ St. Louis Cardinals Busch Stadium, St. Louis, MO Fri Aug 13 2010, 7:16 PM - 10:00 PM CDT Att: 45,546 - Partly Cloudy - 92 F |
| 19 Jon Jay, L (1.9) OBP: 0.411, SLG: 0.547 | K | | | | F7 | | | F9 | | 5 | 0 | 1 | 1 | 0 | 1 | 1 | |
| 5 Albert Pujols, R (1.3) OBP: 0.408, SLG: 0.579 | HR | | | | G6-3 | | | F9 | | 5 | 3 | 3 | 1 | 0 | 0 | 2 | |
| 7 Matt Holliday, R (1.7) | K | | | | E5 | | | 2B | | 4 | 1 | 2 | 1 | 0 | 1 | 0 | |
| 28 Colby Rasmus, L (1.8) | | | | | BB | | | BB | | 0 | 0 | 0 | 0 | 4 | 0 | 0 | |
| 4 Yadier Molina, R (1.2) OBP: 0.326, SLG: 0.333 | BB | | | | K | | | SF9 | | 2 | 0 | 1 | 2 | 0 | 1 | 2 | |
| 55 Skip Schumaker, L (1.4) OBP: 0.325, SLG: 0.340 | 1B | | | | F7 | | | FC4-6 | | 4 | 0 | 0 | 0 | 0 | 0 | 7 | |
| 35 Jake Westbrook, R (1.1) OBP: 0.222, SLG: 0.250 | | | | | F7 | | | FC4-6 | | 2 | 1 | 1 | 0 | 1 | 1 | 2 | |
| 53 Blake Hawksworth, R (7.1) ERA: 6.64 | | | | | K | | | F8 | | 0 | 0 | 0 | 0 | 0 | 0 | 0 | |
| 44 Randy Winn, S (7. PH) OBP: 0.314, SLG: 0.358 | | | | | SH3-4 | | | | | 1 | 0 | 0 | 0 | 0 | 0 | 1 | |
| 59 Fernando Salas, R (8.1) | | | | | 1B | | | | | 0 | 0 | 0 | 0 | 0 | 0 | 0 | |
| 31 Ryan Franklin, R (9.1) | | | | | 2B | | | | | 0 | 0 | 0 | 0 | 0 | 0 | 0 | |
| 13 Brendan Ryan, R (1.6) OBP: 0.278, SLG: 0.296 | F8 | | | | SH3-4 | | | G5-3 | | 3 | 0 | 0 | 0 | 0 | 0 | 2 | |
| | | | | | | | | | | 1B: 4 2B: 4 3B: 0 HR: 1 | SF: 2 SAC: 1 DP: 1 HBP: 0 | WP: 1 PB: 1 SB: 0 CS: 0 | PA: 39 | | | | |
| Inning Stats | R: 1 H: 1 E: 0 K: 2 S: 10 | WLS: 1 BF: 13 | H: 1 R: 0 ER: 0 SO: 9 | H: 1 R: 0 ER: 0 SO: 19 | H: 2 R: 2 ER: 0 SO: 34 | H: 2 R: 1 ER: 0 SO: 20 | H: 0 R: 0 ER: 0 SO: 18 | H: 0 R: 0 ER: 0 SO: 10 | H: 2 R: 2 ER: 1 SO: 26 | IP: 4.0 WLS: 1 BF: 21 H: 6 R: 4 ER: 4 SO: 4 | IP: 4.0 WLS: 1 BF: 21 H: 6 R: 4 ER: 4 SO: 4 | IP: 4.0 WLS: 1 BF: 21 H: 6 R: 4 ER: 4 SO: 4 | IP: 4.0 WLS: 1 BF: 21 H: 6 R: 4 ER: 4 SO: 4 | IP: 4.0 WLS: 1 BF: 21 H: 6 R: 4 ER: 4 SO: 4 | IP: 4.0 WLS: 1 BF: 21 H: 6 R: 4 ER: 4 SO: 4 | IP: 4.0 WLS: 1 BF: 21 H: 6 R: 4 ER: 4 SO: 4 | |
| PITCHER | IP: 4.0 WLS: 1 BF: 21 H: 6 R: 4 ER: 4 SO: 4 | IP: 4.0 WLS: 1 BF: 21 H: 6 R: 4 ER: 4 SO: 4 | IP: 4.0 WLS: 1 BF: 21 H: 6 R: 4 ER: 4 SO: 4 | IP: 4.0 WLS: 1 BF: 21 H: 6 R: 4 ER: 4 SO: 4 | IP: 4.0 WLS: 1 BF: 21 H: 6 R: 4 ER: 4 SO: 4 | IP: 4.0 WLS: 1 BF: 21 H: 6 R: 4 ER: 4 SO: 4 | IP: 4.0 WLS: 1 BF: 21 H: 6 R: 4 ER: 4 SO: 4 | IP: 4.0 WLS: 1 BF: 21 H: 6 R: 4 ER: 4 SO: 4 | IP: 4.0 WLS: 1 BF: 21 H: 6 R: 4 ER: 4 SO: 4 | IP: 4.0 WLS: 1 BF: 21 H: 6 R: 4 ER: 4 SO: 4 | IP: 8.0 WLS: 1 BF: 103 H: 6 R: 8 ER: 13 SO: 10 | ERA: 9.00 WHIP: 2.250 | | | | | |

| Batter | 1 | 2 | 3 | 4 | 5 | 6 | 7 | 8 | 9 | AB | R | H | RBI | BB | SO | LOB | TOP |
|---|---|---|--|--|---------------------------------------|--|--------------------------------------|--|--------------------------------------|--|---------------------------------------|--|----------------------------------|--------------------------|----------------------------------|--------|-----|
| 15 Jerry Hairston, R OBP: 0.305, SLG: 0.368 | | | | | | | | | | 4 | 1 | 1 | 0 | 0 | 0 | 1 | |
| 10 Miguel Tejada, R OBP: 0.317, SLG: 0.372 | | | | | | | | | | 3 | 0 | 1 | 0 | 1 | 1 | 0 | |
| 23 Adrián González, L OBP: 0.385, SLG: 0.500 | | | | | | | | | | 4 | 0 | 0 | 0 | 0 | 0 | 3 | |
| 47 Ryan Ludwick, R OBP: 0.342, SLG: 0.481 | | | | | | | | | | 3 | 0 | 0 | 0 | 0 | 0 | 0 | |
| 7 Chase Headley, S OBP: 0.335, SLG: 0.394 | | | | | | | | | | 3 | 0 | 0 | 1 | 1 | 0 | 2 | |
| 8 Yovit Torresblat, R OBP: 0.373, SLG: 0.389 | | | | | | | | | | 3 | 0 | 0 | 0 | 1 | 1 | 4 | |
| 25 Will Venable, L OBP: 0.323, SLG: 0.407 | | | | | | | | | | 3 | 0 | 1 | 0 | 1 | 2 | 2 | |
| 13 Chris Denorfia, R OBP: 0.346, SLG: 0.476 | | | | | | | | | | 3 | 0 | 0 | 0 | 0 | 1 | 2 | |
| 16 Matt Stairs, L OBP: 0.290, SLG: 0.333 | | | | | | | | | | 1 | 0 | 0 | 0 | 0 | 1 | 1 | |
| 21 Heath Bell, R OBP: 0.314, SLG: 0.301 | | | | | | | | | | 0 | 0 | 0 | 0 | 0 | 0 | 0 | |
| 27 Jon Garland, R OBP: 0.250, SLG: 0.186 | | | | | | | | | | 3 | 0 | 0 | 0 | 0 | 2 | 1 | |
| 37 Mike Adams, R OBP: 0.314, SLG: 0.301 | | | | | | | | | | 0 | 0 | 0 | 0 | 0 | 0 | 0 | |
| 18 Tony Gwynn Jr., L OBP: 0.314, SLG: 0.301 | | | | | | | | | | 0 | 0 | 0 | 0 | 0 | 0 | 0 | |
| Inning Stats | R: 1 H: 1 E: 0 K: 0 S: 8 | H: 1 R: 1 ER: 1 SO: 1 BB: 1 P: 19 | R: 0 H: 1 E: 0 K: 1 S: 14 | H: 1 R: 0 ER: 0 SO: 0 BB: 0 P: 21 | R: 0 H: 0 E: 0 K: 1 S: 14 | H: 0 R: 0 ER: 0 SO: 0 BB: 0 P: 24 | R: 0 H: 1 E: 0 K: 1 S: 9 | H: 0 R: 0 ER: 0 SO: 0 BB: 0 P: 13 | R: 0 H: 0 E: 0 K: 0 S: 9 | H: 0 R: 0 ER: 0 SO: 0 BB: 0 P: 15 | R: 0 H: 0 E: 0 K: 2 S: 10 | H: 0 R: 0 ER: 0 SO: 0 BB: 1 P: 18 | 1B: 2 2B: 1 3B: 0 HR: 0 | SF: 0 DP: 1 HBP: 1 | WP: 0 PB: 0 SB: 2 CS: 0 | PA: 35 | |
| PITCHER | IP: 7.0 WLS: L BF: 28 H: 3 R: 1 ER: 1 SO: 6 BB: 3 IBB: 0 HBP: 1 BLK: 0 WP: 0 HR: 0 S: 72 P: 122 ERA: 1.29 WHIP: 0.857 | IP: 1.0 WLS: 3 BF: 0 H: 0 R: 0 ER: 0 SO: 0 BB: 0 IBB: 0 HBP: 0 BLK: 0 WP: 0 HR: 9 S: 15 P: 0.00 ERA: 0.000 | IP: 1.0 WLS: 4 BF: 0 H: 0 R: 0 ER: 0 SO: 2 BB: 1 IBB: 0 HBP: 0 BLK: 0 WP: 0 HR: 10 S: 18 P: 0.00 ERA: 1.000 | | | | | | | | | | | | | | |

San Diego Padres @ Chicago Cubs
Wrigley Field, Chicago, IL
Tue Aug 17 2010, 7:08 PM - 9:48 PM CDT
Att: 33,664 - Clear - 72 F

AB 30
R 1
H 3
RBI 1
BB 4
SO 8
LOB 16



| Batter | 1 | 2 | 3 | 4 | 5 | 6 | 7 | 8 | 9 | AB | R | H | RBI | BB | SO | LOB | BOTTOM | |
|---|--------------------------------------|--|---------------------------------------|--|---------------------------------------|--|--------------------------------------|---|--------------------------------------|---|--------------------------------------|--|---------------------------------------|--|----------------------------------|--------------------------|----------------------------------|--------|
| 1 Kosuke Fukudome, L OBP: 0.363, SLG: 0.426 | | | | | | | | | | 3 | 0 | 0 | 0 | 1 | 0 | 1 | | |
| 13 Starlin Castro, R OBP: 0.382, SLG: 0.439 | | | | | | | | | | 3 | 0 | 2 | 0 | 1 | 0 | 0 | | |
| 24 Marlon Byrd, R OBP: 0.366, SLG: 0.455 | | | | | | | | | | 3 | 0 | 0 | 0 | 1 | 0 | 3 | | |
| 16 Aramis Ramirez, R OBP: 0.286, SLG: 0.424 | | | | | | | | | | 4 | 0 | 1 | 0 | 0 | 0 | 3 | | |
| 15 Darwin Barney, R OBP: 0.311, SLG: 0.222 | | | | | | | | | | 0 | 0 | 0 | 0 | 0 | 0 | 0 | | |
| 22 Xavier Nady, R OBP: 0.312, SLG: 0.354 | | | | | | | | | | 3 | 0 | 1 | 0 | 1 | 1 | 1 | | |
| 12 Alfonso Soriano, R OBP: 0.322, SLG: 0.504 | | | | | | | | | | 4 | 0 | 1 | 0 | 0 | 2 | 2 | | |
| 9 Blake DeWitt, L OBP: 0.353, SLG: 0.383 | | | | | | | | | | 4 | 0 | 0 | 0 | 0 | 0 | 4 | | |
| 55 Koyie Hill, S OBP: 0.245, SLG: 0.273 | | | | | | | | | | 3 | 0 | 0 | 0 | 0 | 2 | 2 | | |
| 36 Randy Wells, R OBP: 0.200, SLG: 0.231 | | | | | | | | | | 2 | 0 | 1 | 0 | 0 | 0 | 0 | | |
| 45 Sean Marshall, L ERA: 1.89 | | | | | | | | | | 1 | 0 | 0 | 0 | 0 | 0 | 0 | | |
| 21 Tyler Colvin, L OBP: 0.311, SLG: 0.512 | | | | | | | | | | 0 | 0 | 0 | 0 | 0 | 0 | 0 | | |
| 49 Carlos Marmol, R ERA: 1.71 | | | | | | | | | | 0 | 0 | 0 | 0 | 0 | 0 | 0 | | |
| Inning Stats | R: 0 H: 0 E: 0 K: 0 S: 9 | H: 1 R: 0 ER: 0 SO: 1 BB: 1 P: 15 | R: 0 H: 1 E: 0 K: 1 S: 10 | H: 1 R: 0 ER: 0 SO: 0 BB: 1 P: 18 | R: 0 H: 2 E: 0 K: 0 S: 14 | H: 0 R: 0 ER: 0 SO: 0 BB: 0 P: 24 | R: 0 H: 1 E: 0 K: 1 S: 8 | H: 0 R: 0 ER: 0 SO: 0 BB: 0 P: 8 | R: 0 H: 0 E: 0 K: 0 S: 6 | H: 0 R: 0 ER: 0 SO: 0 BB: 0 P: 8 | R: 0 H: 1 E: 0 K: 0 S: 9 | H: 1 R: 0 ER: 0 SO: 0 BB: 1 P: 15 | R: 0 H: 1 E: 0 K: 2 S: 10 | H: 1 R: 0 ER: 0 SO: 0 BB: 0 P: 14 | 1B: 5 2B: 1 3B: 0 HR: 0 | SF: 0 DP: 3 HBP: 0 | WP: 0 PB: 0 SB: 0 CS: 0 | PA: 34 |
| PITCHER </ | | | | | | | | | | | | | | | | | | |

| Batter | 1 | 2 | 3 | 4 | 5 | 6 | 7 | 8 | 9 | AB | R | H | RBI | BB | SO | LOB | TOP | | | | | | | | | | |
|---|------------------------------|----------------------------------|-------------------------------|----------------------------------|-------------------------------|----------------------------------|------------------------------|---------------------------------|-------------------------------|----------------------------------|-------------------------------|----------------------------------|------------------------------|----------------------------------|-------------------------------|----------------------------------|----------------------------------|------------------------------------|--|--|--|--|--|--|--|--|--|
| 15 Jerry Hairston, R OBP: 0.307, SLG: 0.364 | | | | | | | | | | 4 | 0 | 0 | 1 | 1 | 0 | 4 | | | | | | | | | | | |
| 10 Miguel Tejada, R OBP: 0.316, SLG: 0.358 | | | | | | | | | | 4 | 1 | 0 | 0 | 1 | 1 | 4 | | | | | | | | | | | |
| 23 Adrián González, L OBP: 0.389, SLG: 0.506 | | | | | | | | | | 5 | 1 | 1 | 0 | 0 | 1 | 1 | | | | | | | | | | | |
| 47 Ryan Ludwick, R OBP: 0.342, SLG: 0.477 | | | | | | | | | | 4 | 1 | 1 | 1 | 1 | 1 | 0 | | | | | | | | | | | |
| 7 Chase Headley, S OBP: 0.338, SLG: 0.394 | | | | | | | | | | 4 | 0 | 2 | 0 | 1 | 0 | 2 | | | | | | | | | | | |
| 8 Yovit Torresblat, R OBP: 0.374, SLG: 0.387 | | | | | | | | | | 4 | 1 | 1 | 0 | 1 | 1 | 4 | | | | | | | | | | | |
| 25 Will Venable, L OBP: 0.326, SLG: 0.406 | | | | | | | | | | 3 | 1 | 1 | 2 | 1 | 1 | 2 | | | | | | | | | | | |
| 13 Chris Denorfia, R OBP: 0.353, SLG: 0.477 | | | | | | | | | | 3 | 0 | 2 | 0 | 1 | 0 | 1 | | | | | | | | | | | |
| 38 Mat Latos, R OBP: 0.140, SLG: 0.256 | | | | | | | | | | 3 | 0 | 0 | 0 | 0 | 0 | 5 | | | | | | | | | | | |
| 54 Joe Thatcher, L | | | | | | | | | | 0 | 0 | 0 | 0 | 0 | 0 | 0 | | | | | | | | | | | |
| 57 Luke Gregerson, L | | | | | | | | | | 0 | 0 | 0 | 0 | 0 | 0 | 0 | | | | | | | | | | | |
| 21 Heath Bell, R | | | | | | | | | | 0 | 0 | 0 | 0 | 0 | 0 | 0 | | | | | | | | | | | |
| Inning Stats | R: 0 E: 0 K: 0 S: 8 | H: 0 LOB: 2 BB: 2 P: 17 | R: 1 E: 0 K: 0 S: 17 | H: 1 LOB: 2 BB: 2 P: 31 | R: 0 E: 0 K: 0 S: 14 | H: 1 LOB: 1 BB: 1 P: 26 | R: 0 E: 0 K: 0 S: 5 | H: 1 LOB: 1 BB: 0 P: 8 | R: 0 E: 0 K: 1 S: 10 | H: 0 LOB: 1 BB: 1 P: 18 | R: 4 E: 0 K: 2 S: 18 | H: 4 LOB: 1 BB: 1 P: 25 | R: 0 E: 0 K: 2 S: 8 | H: 0 LOB: 0 BB: 0 P: 13 | R: 0 E: 0 K: 2 S: 11 | H: 0 LOB: 0 BB: 0 P: 17 | 1B: 8 2B: 0 3B: 0 HR: 0 | SF: 0 SAC: 1 DP: 0 HBP: 0 | WP: 0 PA: 42 PB: 0 SB: 0 CS: 0 | | | | | | | | |
| PITCHER | IP | WLS | BF | H | R | ER | SO | BB | IBB | HBP | BLK | WP | HR | S | P | ERA | WHIP | | | | | | | | | | |
| 38 Carlos Zambrano, R | 6.0 | | 28 | 4 | 1 | 1 | 1 | 6 | 0 | 0 | 0 | 0 | 0 | 62 | 112 | 1.50 | 1.667 | | | | | | | | | | |
| 45 Sean Marshall, L | 0.1 | L | 6 | 4 | 4 | 4 | 0 | 1 | 0 | 0 | 0 | 0 | 0 | 4 | 20 | 108.00 | 15.000 | | | | | | | | | | |
| 64 Justin Berg, R | 0.2 | | 2 | 0 | 0 | 0 | 0 | 0 | 0 | 0 | 0 | 0 | 0 | 14 | 5 | 0.00 | 0.000 | | | | | | | | | | |
| 62 Marcos Mateo, R | 1.0 | | 3 | 0 | 0 | 0 | 2 | 0 | 0 | 0 | 0 | 0 | 0 | 8 | 13 | 0.00 | 0.000 | | | | | | | | | | |
| 48 Andrew Cashner, R | 1.0 | | 3 | 0 | 0 | 0 | 2 | 0 | 0 | 0 | 0 | 0 | 0 | 11 | 17 | 0.00 | 0.000 | | | | | | | | | | |

San Diego Padres @ Chicago Cubs
Wrigley Field, Chicago, IL
Thu Aug 19 2010, 1:22 PM - 4:10 PM CDT
Att: 30,687 - Partly Cloudy - 82 F

AB 34
R 5
H 8
RBI 4
BB 7
SO 5
LOB 23



| Batter | 1 | 2 | 3 | 4 | 5 | 6 | 7 | 8 | 9 | AB | R | H | RBI | BB | SO | LOB | BOTTOM | | | | | | | | | | |
|---|------------------------------|---------------------------------|------------------------------|----------------------------------|-------------------------------|----------------------------------|------------------------------|----------------------------------|------------------------------|----------------------------------|-------------------------------|----------------------------------|-------------------------------|----------------------------------|------------------------------|----------------------------------|-------------------------------|----------------------------------|----------------------------------|------------------------------------|--|--|--|--|--|--|--|
| 1 Kosuke Fukudome, L OBP: 0.365, SLG: 0.425 | | | | | | | | | | 3 | 1 | 1 | 0 | 1 | 1 | 0 | | | | | | | | | | | |
| 13 Starlin Castro, R OBP: 0.359, SLG: 0.432 | | | | | | | | | | 4 | 0 | 0 | 0 | 0 | 1 | 2 | | | | | | | | | | | |
| 24 Marlon Byrd, R OBP: 0.364, SLG: 0.453 | | | | | | | | | | 4 | 1 | 1 | 1 | 0 | 1 | 0 | | | | | | | | | | | |
| 16 Aramis Ramirez, R OBP: 0.285, SLG: 0.422 | | | | | | | | | | 4 | 0 | 2 | 1 | 0 | 1 | 0 | | | | | | | | | | | |
| 22 Xavier Nady, R OBP: 0.309, SLG: 0.352 | | | | | | | | | | 4 | 0 | 0 | 0 | 0 | 2 | 2 | | | | | | | | | | | |
| 12 Alfonso Soriano, R OBP: 0.323, SLG: 0.504 | | | | | | | | | | 4 | 1 | 1 | 0 | 0 | 1 | 1 | | | | | | | | | | | |
| 9 Blake DeWitt, L OBP: 0.354, SLG: 0.383 | | | | | | | | | | 4 | 0 | 2 | 1 | 0 | 2 | 1 | | | | | | | | | | | |
| 55 Koyie Hill, S OBP: 0.238, SLG: 0.266 | | | | | | | | | | 4 | 0 | 0 | 0 | 0 | 2 | 2 | | | | | | | | | | | |
| 38 Carlos Zambrano, S | | | | | | | | | | 1 | 0 | 0 | 0 | 0 | 0 | 0 | | | | | | | | | | | |
| 5 Sean Fiala, L | | | | | | | | | | 1 | 0 | 0 | 0 | 0 | 0 | 0 | | | | | | | | | | | |
| 45 Sean Marshall, L | | | | | | | | | | 0 | 0 | 0 | 0 | 0 | 0 | 0 | | | | | | | | | | | |
| 64 Justin Berg, R | | | | | | | | | | 0 | 0 | 0 | 0 | 0 | 0 | 0 | | | | | | | | | | | |
| 21 Tyler Colvin, L | | | | | | | | | | 1 | 0 | 0 | 0 | 0 | 1 | 1 | | | | | | | | | | | |
| 62 Marcos Mateo, R | | | | | | | | | | 0 | 0 | 0 | 0 | 0 | 0 | 0 | | | | | | | | | | | |
| 48 Andrew Cashner, R | | | | | | | | | | 0 | 0 | 0 | 0 | 0 | 0 | 0 | | | | | | | | | | | |
| Inning Stats | R: 0 E: 0 K: 1 S: 5 | H: 0 LOB: 0 BB: 0 P: 6 | R: 0 E: 0 K: 1 S: 8 | H: 1 LOB: 1 BB: 0 P: 12 | R: 0 E: 0 K: 1 S: 12 | H: 0 LOB: 1 BB: 1 P: 20 | R: 0 E: 0 K: 3 S: 9 | H: 0 LOB: 0 BB: 0 P: 10 | R: 0 E: 0 K: 2 S: 8 | H: 0 LOB: 0 BB: 0 P: 14 | R: 2 E: 0 K: 1 S: 11 | H: 3 LOB: 1 BB: 0 P: 13 | R: 0 E: 0 K: 1 S: 10 | H: 1 LOB: 1 BB: 0 P: 16 | R: 0 E: 0 K: 1 S: 9 | H: 0 LOB: 0 BB: 0 P: 11 | R: 1 E: 0 K: 1 S: 12 | H: 2 LOB: 1 BB: 0 P: 17 | 1B: 5 2B: 2 3B: 0 HR: 0 | SF: 0 SAC: 0 DP: 0 HBP: 0 | WP: 0 PA: 35 PB: 0 SB: 0 CS: 0 | | | | | | |
| PITCHER | IP | WLS | BF | H | R | ER | SO | BB | IBB | HBP | BLK | WP | HR | S | P | ERA | WHIP | | | | | | | | | | |
| 38 Mat Latos, R | 7.0 | | 27 | 5 | 2 | 2 | 10 | 1 | 0 | 0 | 0 | 0 | 0 | 63 | 91 | 2.57 | 0.857 | | | | | | | | | | |
| 54 Joe Thatcher, L | 0.1 | H | 1 | 0 | 0 | 0 | 1 | 0 | 0 | 0 | 0 | 0 | 0 | 4 | 6 | 0.00 | 0.000 | | | | | | | | | | |
| 57 Luke Gregerson, R | 0.2 | H | 2 | 0 | 0 | 0 | 0 | 0 | 0 | 0 | 0 | 0 | 0 | 5 | 5 | 0.00 | 0.000 | | | | | | | | | | |
| 21 Heath Bell, R | 1.0 | S | 5 | 2 | 1 | 1 | 1 | 0 | 0 | 0 | 0 | 0 | 0 | 12 | 17 | 9.00 | 2.000 | | | | | | | | | | |

San Diego Padres @ Chicago Cubs
Wrigley Field, Chicago, IL
Thu Aug 19 2010, 1:22 PM - 4:10 PM CDT
Att: 30,687 - Partly Cloudy - 82 F

AB 34
R 3
H 7
RBI 3
BB 1
SO 12
LOB 9



| Batter | 1 | 2 | 3 | 4 | 5 | 6 | 7 | 8 | 9 | AB | R | H | RBI | BB | SO | LOB | TOP | | | | | | | |
|--|---|----------------------------------|------------------------------|---------------------------------|------------------------------|----------------------------------|-------------------------------|----------------------------------|------------------------------|----------------------------------|------------------------------|----------------------------------|-------------------------------|----------------------------------|------------------------------|----------------------------------|--|----------------------------------|----------------------------------|------------------------------------|----------------------------------|--------|--|--|
| 4 Omar Infante, R OBP: 0.375, SLG: 0.437 | | | | | | | | | | 4 | 1 | 2 | 1 | 0 | 1 | 0 | Atlanta Braves @ Chicago Cubs Wrigley Field, Chicago, IL Fri Aug 20 2010, 1:23 PM - 3:57 PM CDT Att: 39,345 - Partly Cloudy - 90 F | | | | | | | |
| 22 Jason Heyward, L OBP: 0.397, SLG: 0.430 | | | | | | | | | | 3 | 0 | 0 | 0 | 1 | 1 | | | | | | | | | |
| Martin Prado, R OBP: 0.363, SLG: 0.487 | | | | | | | | | | 2 | 2 | 0 | 0 | 2 | 1 | 2 | | | | | | | | |
| 27 Derrek Lee, R OBP: 0.332, SLG: 0.412 | | | | | | | | | | 4 | 0 | 0 | 0 | 0 | 2 | 4 | | | | | | | | |
| 16 Brian McCann, L OBP: 0.380, SLG: 0.465 | | | | | | | | | | 3 | 0 | 0 | 0 | 1 | 0 | 2 | | | | | | | | |
| 24 Diory Hernandez, R(9, PH) OBP: 0.333, SLG: 1.333 | | | | | | | | | | 0 | 1 | 0 | 0 | 0 | 0 | 0 | | | | | | | | |
| 8 David Ross, R OBP: 0.393, SLG: 0.414 | | | | | | | | | | 0 | 0 | 0 | 0 | 0 | 0 | 0 | | | | | | | | |
| 2 Alex Gonzalez, R OBP: 0.305, SLG: 0.479 | | | | | | | | | | 3 | 1 | 1 | 1 | 1 | 1 | 0 | | | | | | | | |
| 53 Melky Cabrera, S OBP: 0.323, SLG: 0.375 | | | | | | | | | | 4 | 0 | 2 | 3 | 0 | 1 | 0 | | | | | | | | |
| 28 Rick Ankiel, L OBP: 0.323, SLG: 0.408 | | | | | | | | | | 2 | 0 | 0 | 0 | 0 | 0 | 1 | | | | | | | | |
| 49 Jair Jurrjens, R OBP: 0.156, SLG: 0.069 | | | | | | | | | | 1 | 0 | 0 | 0 | 0 | 0 | 0 | | | | | | | | |
| 7 Brooks Conrad, S(8, PH) | | | | | | | | | | 0 | 0 | 0 | 0 | 0 | 0 | 0 | | | | | | | | |
| 58 Peter Moylan, R(8, PH) | | | | | | | | | | 0 | 0 | 0 | 0 | 0 | 0 | 0 | | | | | | | | |
| 20 Eric Hinske, L(9, PH) | | | | | | | | | | 1 | 0 | 0 | 0 | 0 | 1 | 2 | | | | | | | | |
| 13 Billy Wagner, R(9, PH) | | | | | | | | | | 0 | 0 | 0 | 0 | 0 | 0 | 0 | | | | | | | | |
| Inning Stats | R: 0 E: 0 K: 0 S: 7 | H: 1 LOB: 1 BB: 0 P: 10 | R: 0 E: 0 K: 0 S: 6 | H: 0 LOB: 0 BB: 0 P: 8 | R: 1 E: 0 K: 1 S: 8 | H: 2 LOB: 0 BB: 0 P: 14 | R: 1 E: 0 K: 1 S: 11 | H: 1 LOB: 1 BB: 0 P: 21 | R: 0 E: 0 K: 1 S: 6 | H: 0 LOB: 0 BB: 0 P: 10 | R: 0 E: 0 K: 1 S: 6 | H: 0 LOB: 0 BB: 1 P: 12 | R: 0 E: 0 K: 2 S: 13 | H: 0 LOB: 0 BB: 0 P: 17 | R: 0 E: 0 K: 1 S: 9 | H: 0 LOB: 0 BB: 0 P: 14 | R: 3 E: 0 K: 3 S: 15 | H: 1 LOB: 2 BB: 3 P: 30 | 1B: 1 2B: 2 3B: 1 HR: 1 | SF: 0 SAC: 0 DP: 1 HBP: 0 | WP: 1 PB: 0 SB: 0 CS: 0 | PA: 36 | | |
| PITCHER | IP WLS BF H R ER SO BB IBB HBP BLK WP HR S P ERA WHIP | | | | | | | | | | | | | | | | | | | | | | | |
| 46 Ryan Dempster, R ERA: 3.56 | 8.0 | L | 29 | 4 | 2 | 2 | 7 | 2 | 0 | 0 | 0 | 0 | 1 | 1 | 66 | 106 | 2.25 | 0.750 | | | | | | |
| 49 Carlos Marmol, R ERA: 3.02 | 1.0 | L | 7 | 1 | 3 | 3 | 3 | 3 | 0 | 0 | 0 | 0 | 0 | 0 | 15 | 30 | 27.00 | 4.000 | | | | | | |

| Batter | 1 | 2 | 3 | 4 | 5 | 6 | 7 | 8 | 9 | AB | R | H | RBI | BB | SO | LOB | BOTTOM | | | | | | | |
|----------------------------------|---|---------------------------------|-------------------------------|----------------------------------|------------------------------|---------------------------------|------------------------------|----------------------------------|------------------------------|----------------------------------|-------------------------------|----------------------------------|-------------------------------|----------------------------------|------------------------------|---------------------------------|--|----------------------------------|----------------------------------|------------------------------------|----------------------------------|--------|--|--|
| 1 Kosuke Fukudome, L(1, 9) | | | | | | | | | | 4 | 0 | 2 | 0 | 0 | 0 | 0 | Atlanta Braves @ Chicago Cubs Wrigley Field, Chicago, IL Fri Aug 20 2010, 1:23 PM - 3:57 PM CDT Att: 39,345 - Partly Cloudy - 90 F | | | | | | | |
| 13 Starlin Castro, R(1, 6) | | | | | | | | | | 4 | 0 | 0 | 0 | 0 | 2 | | | | | | | | | |
| 24 Marion Byrd, R(1, 8) | | | | | | | | | | 4 | 1 | 1 | 0 | 0 | 1 | | | | | | | | | |
| 16 Aramis Ramirez, R(1, 5) | | | | | | | | | | 4 | 1 | 2 | 2 | 0 | 0 | 0 | | | | | | | | |
| 12 Alfonso Soriano, R(1, 7) | | | | | | | | | | 4 | 0 | 0 | 0 | 0 | 1 | 1 | | | | | | | | |
| 49 Carlos Marmol, R(9, 1) | | | | | | | | | | 2 | 1 | 1 | 0 | 1 | 0 | 0 | | | | | | | | |
| 9 Blake DeWitt, L(1, 4) | | | | | | | | | | 4 | 0 | 1 | 0 | 0 | 2 | 3 | | | | | | | | |
| 22 Xavier Nady, R(1, 3) | | | | | | | | | | 4 | 0 | 2 | 1 | 0 | 1 | 1 | | | | | | | | |
| 55 Koyie Hill, S(1, 2) | | | | | | | | | | 3 | 0 | 0 | 0 | 0 | 0 | 2 | | | | | | | | |
| 46 Ryan Dempster, R(1, 1) | | | | | | | | | | 1 | 0 | 0 | 0 | 0 | 0 | 1 | | | | | | | | |
| 5 Sam Fuld, L(9, 7) | | | | | | | | | | 0 | 0 | 0 | 0 | 0 | 0 | 0 | | | | | | | | |
| 28 Jeff Baker, R(9, PH) | | | | | | | | | | 1 | 0 | 0 | 0 | 0 | 0 | 1 | | | | | | | | |
| Inning Stats | R: 0 E: 0 K: 0 S: 4 | H: 1 LOB: 0 BB: 0 P: 7 | R: 1 E: 0 K: 0 S: 10 | H: 3 LOB: 2 BB: 0 P: 17 | R: 0 E: 0 K: 0 S: 5 | H: 0 LOB: 0 BB: 0 P: 8 | R: 1 E: 0 K: 1 S: 9 | H: 1 LOB: 0 BB: 0 P: 10 | R: 0 E: 0 K: 0 S: 6 | H: 1 LOB: 0 BB: 0 P: 11 | R: 1 E: 0 K: 1 S: 16 | H: 2 LOB: 1 BB: 1 P: 26 | R: 0 E: 0 K: 0 S: 10 | H: 1 LOB: 1 BB: 0 P: 15 | R: 0 E: 0 K: 0 S: 6 | H: 0 LOB: 0 BB: 0 P: 8 | R: 0 E: 0 K: 2 S: 13 | H: 1 LOB: 1 BB: 0 P: 16 | 1B: 6 2B: 2 3B: 1 HR: 1 | SF: 0 SAC: 0 DP: 1 HBP: 0 | WP: 0 PB: 0 SB: 0 CS: 0 | PA: 36 | | |
| PITCHER | IP WLS BF H R ER SO BB IBB HBP BLK WP HR S P ERA WHIP | | | | | | | | | | | | | | | | | | | | | | | |
| 49 Jair Jurrjens, R ERA: 3.91 | 7.0 | W | 3 | 0 | 0 | 0 | 0 | 0 | 0 | 0 | 0 | 0 | 0 | 0 | 6 | 8 | 0.00 | 0.000 | | | | | | |
| 58 Peter Moylan, R ERA: 2.92 | 1.0 | S | 4 | 1 | 0 | 0 | 2 | 0 | 0 | 0 | 0 | 0 | 0 | 0 | 13 | 16 | 0.00 | 1.000 | | | | | | |
| 13 Billy Wagner, L ERA: 1.68 | 1.0 | S | 4 | 1 | 0 | 0 | 2 | 0 | 0 | 0 | 0 | 0 | 0 | 0 | 13 | 16 | 0.00 | 1.000 | | | | | | |



| Batter | 1 | 2 | 3 | 4 | 5 | 6 | 7 | 8 | 9 | AB | R | H | RBI | BB | SO | LOB | TOP | | | | | |
|--|-------------------------------|----------------------------------|-------------------------------|----------------------------------|-------------------------------|----------------------------------|-------------------------------|----------------------------------|-------------------------------|----------------------------------|-------------------------------|----------------------------------|------------------------------|----------------------------------|-------------------------------|----------------------------------|------------------------------|----------------------------------|----------------------------------|------------------------------------|----------------------------------|--------|
| 4 Omar Infante, R OBP: 0.375, SLG: 0.435 | G6-3 | | F9 | | 2B | | K | 22 HBP IBB | | 4 | 0 | 1 | 0 | 1 | 1 | 0 | | | | | | |
| 22 Jason Heyward, L OBP: 0.369, SLG: 0.430 | BB | | 1B | | F9 | | K | 1-2 2-3 HBP | | 4 | 0 | 2 | 0 | 0 | 0 | 1 | | | | | | |
| Martin Prado, R OBP: 0.387, SLG: 0.487 39 Jonny Venters, L | 1-2 BB | | F8 | | 2B | | G5-3 | G6-3 | | 4 | 0 | 1 | 0 | 1 | 0 | 4 | | | | | | |
| 27 Derrek Lee, R OBP: 0.333, SLG: 0.409 | F7 | | K | | F8 | | | 8 BB 7 2B BB | | 3 | 1 | 0 | 0 | 2 | 1 | 5 | | | | | | |
| 23 Matt Diaz, R OBP: 0.288, SLG: 0.430 20 Eric Hinske, L | L9 | | G4-3 | | G5-3 | | 2B | F8 | | 4 | 1 | 1 | 0 | 0 | 1 | 3 | | | | | | |
| 2 Alex Gonzalez, R OBP: 0.308, SLG: 0.481 | BB | | G5-3 | | G5-3 | | 2B | K | | 4 | 1 | 2 | 1 | 1 | 1 | 1 | | | | | | |
| 8 David Ross, R OBP: 0.379, SLG: 0.422 16 Brian McCann, L | F9 | | 2B | | G1-3 | | 7 BB 7 E BB | K | | 3 | 1 | 1 | 0 | 1 | 0 | 2 | | | | | | |
| 28 Rick Ankiel, L OBP: 0.317, SLG: 0.400 53 Melky Cabrera, S | K | | K | | K | | K | K | | 3 | 0 | 0 | 0 | 0 | 3 | 3 | | | | | | |
| 48 Tommy Hanson, R OBP: 0.122, SLG: 0.125 24 Dion Hernandez, R OBP: 0.286, SLG: 1.070 34 Eric O'Flaherty, L OBP: 0.322, SLG: 0.374 43 Kyle Farnsworth, R OBP: 0.338, SLG: 0.517 | K | | K | | K | | K | E6 22 HBP 2B | | 2 | 0 | 0 | 0 | 0 | 2 | 1 | | | | | | |
| Inning Stats | R: 0 E: 0 K: 0 S: 11 | H: 1 LOB: 2 BB: 1 P: 22 | R: 0 E: 0 K: 2 S: 11 | H: 0 LOB: 1 BB: 1 P: 18 | R: 0 E: 0 K: 1 S: 10 | H: 1 LOB: 1 BB: 0 P: 16 | R: 0 E: 0 K: 1 S: 10 | H: 1 LOB: 1 BB: 0 P: 17 | R: 0 E: 0 K: 1 S: 13 | H: 2 LOB: 2 BB: 0 P: 16 | R: 1 E: 0 K: 2 S: 14 | H: 2 LOB: 1 BB: 0 P: 19 | R: 0 E: 0 K: 2 S: 8 | H: 0 LOB: 0 BB: 0 P: 12 | R: 3 E: 1 K: 2 S: 14 | H: 2 LOB: 3 BB: 3 P: 31 | R: 0 E: 0 K: 2 S: 9 | H: 0 LOB: 1 BB: 1 P: 16 | 1B: 4 2B: 5 3B: 0 HR: 0 | SF: 0 SAC: 0 DP: 0 HBP: 1 | WP: 0 PB: 0 SB: 0 CS: 0 | PA: 43 |
| PITCHER | IP | WLS | BF | H | R | ER | SO | BB | IBB | HBP | BLK | WP | HR | S | P | ERA | WHIP | | | | | |
| 32 Tom Gorzelanny, L ERA: 3.7 | 7.0 | W | 30 | 7 | 1 | 1 | 9 | 2 | 0 | 0 | 0 | 0 | 0 | 77 | 120 | 1.29 | 1.286 | | | | | |
| 48 Andrew Cashner, R ERA: 6.89 | 0.1 | | 4 | 1 | 3 | 3 | 1 | 2 | 0 | 0 | 0 | 0 | 0 | 6 | 15 | 81.00 | 9.000 | | | | | |
| 45 Sean Marshall, L ERA: 2.83 | 0.2 | H | 5 | 1 | 0 | 0 | 1 | 0 | 1 | 1 | 0 | 0 | 0 | 8 | 16 | 0.00 | 1.500 | | | | | |
| 49 Carlos Mammol, R ERA: 2.97 | 1.0 | S | 4 | 0 | 0 | 0 | 2 | 1 | 0 | 0 | 0 | 0 | 0 | 9 | 16 | 0.00 | 1.000 | | | | | |

Atlanta Braves @ Chicago Cubs
Wrigley Field, Chicago, IL
Sat Aug 21 2010, 3:12 PM - 6:11 PM CDT
Att: 41,099 - Sunny - 79 F

AB 36
R 4
H 9
RBI 3
BB 6
SO 13
LOB 26



| Batter | 1 | 2 | 3 | 4 | 5 | 6 | 7 | 8 | 9 | AB | R | H | RBI | BB | SO | LOB | BOTTOM | | | | | |
|---|------------------------------|----------------------------------|------------------------------|----------------------------------|-------------------------------|----------------------------------|-------------------------------|----------------------------------|-------------------------------|----------------------------------|------------------------------|----------------------------------|-------------------------------|----------------------------------|-------------------------------|----------------------------------|----------------------------------|------------------------------------|----------------------------------|--------|--|--|
| 1 Kosuke Fukudome, L OBP: 0.370, SLG: 0.435 | 16 E 2B | | G6-3 | | 13 S BB | | 13 B | K | | 4 | 1 | 2 | 0 | 1 | 1 | 0 | | | | | | |
| 13 Starlin Castro, R OBP: 0.357, SLG: 0.426 | K2-3 | | 16 BB 1B | | F7 | | 24 BB 1B | G5-4-3 | | 3 | 1 | 1 | 0 | 1 | 1 | 2 | | | | | | |
| 24 Marlon Byrd, R OBP: 0.362, SLG: 0.453 | F8 | | 16 BB 21 BB 1B | | K | | G5-4-3 | 1-2 | | 3 | 1 | 0 | 0 | 1 | 1 | 4 | | | | | | |
| 16 Aramis Ramirez, R OBP: 0.292, SLG: 0.438 | E5 21 BB 1B | | 21 BB 9 BB 1B | | E5 | | 21 BB G4-6-3 | 1B | | 4 | 2 | 3 | 2 | 0 | 0 | 0 | | | | | | |
| 21 Tyler Colvin, L OBP: 0.312, SLG: 0.509 | 1B | | 9 BB 1B | | G4-6-3 | | K | 1B | | 4 | 0 | 2 | 2 | 0 | 1 | 2 | | | | | | |
| 22 Xavier Nady, R OBP: 0.307, SLG: 0.347 | F8 | | L9 | | E2 | | K | K | | 4 | 0 | 1 | 0 | 0 | 1 | 4 | | | | | | |
| 9 Blake DeWitt, L OBP: 0.358, SLG: 0.383 45 Sean Marshall, L 49 Carlos Mammol, R | G1-3 | | 1-3 2H 1B | | 1B | | K | K | | 3 | 0 | 1 | 1 | 1 | 1 | 1 | | | | | | |
| 55 Koyie Hill, S OBP: 0.239, SLG: 0.265 | K | | F7 | | L1 | | K | G1-3 | | 4 | 0 | 0 | 0 | 0 | 1 | 4 | | | | | | |
| 32 Tom Gorzelanny, R OBP: 0.147, SLG: 0.147 48 Andrew Cashner, R 15 Darwin Barney, R OBP: 0.200, SLG: 0.267 | K | | F7 | | F7 | | K | K | | 3 | 0 | 0 | 0 | 0 | 1 | 0 | | | | | | |
| Inning Stats | R: 2 E: 1 K: 1 S: 9 | H: 3 LOB: 1 BB: 0 P: 13 | R: 0 E: 0 K: 2 S: 9 | H: 0 LOB: 0 BB: 0 P: 12 | R: 3 E: 0 K: 0 S: 11 | H: 3 LOB: 2 BB: 2 P: 23 | R: 0 E: 0 K: 1 S: 15 | H: 0 LOB: 1 BB: 1 P: 23 | R: 0 E: 2 K: 0 S: 12 | H: 1 LOB: 2 BB: 1 P: 23 | R: 0 E: 0 K: 0 S: 9 | H: 2 LOB: 1 BB: 0 P: 10 | R: 0 E: 0 K: 3 S: 14 | H: 1 LOB: 1 BB: 0 P: 17 | R: 0 E: 0 K: 2 S: 10 | H: 0 LOB: 0 BB: 0 P: 14 | 1B: 9 2B: 1 3B: 0 HR: 0 | SF: 0 SAC: 0 DP: 2 HBP: 0 | WP: 0 PB: 0 SB: 1 CS: 0 | PA: 37 | | |
| PITCHER | IP | WLS | BF | H | R | ER | SO | BB | IBB | HBP | BLK | WP | HR | S | P | ERA | WHIP | | | | | |
| 48 Tommy Hanson, R ERA: 3.53 | 5.0 | L | 26 | 7 | 5 | 4 | 4 | 3 | 1 | 0 | 0 | 0 | 0 | 56 | 94 | 7.20 | 2.000 | | | | | |
| 34 Eric O'Flaherty, L ERA: 2.23 | 1.0 | | 4 | 2 | 0 | 0 | 0 | 0 | 0 | 0 | 0 | 0 | 0 | 9 | 10 | 0.00 | 2.000 | | | | | |
| 43 Kyle Farnsworth, R ERA: 3.33 | 1.0 | | 4 | 1 | 0 | 0 | 3 | 0 | 0 | 0 | 0 | 0 | 0 | 14 | 17 | 0.00 | 1.000 | | | | | |
| 39 Jonny Venters, L ERA: 1.15 | 1.0 | | 3 | 0 | 0 | 0 | 2 | 0 | 0 | 0 | 0 | 0 | 0 | 10 | 14 | 0.00 | 0.000 | | | | | |

Atlanta Braves @ Chicago Cubs
Wrigley Field, Chicago, IL
Sat Aug 21 2010, 3:12 PM - 6:11 PM CDT
Att: 41,099 - Sunny - 79 F

AB 33
R 5
H 10
RBI 5
BB 4
SO 9
LOB 17



| Batter | 1 | 2 | 3 | 4 | 5 | 6 | 7 | 8 | 9 | AB | R | H | RBI | BB | SO | LOB | TOP | | | |
|---|---|---|---|---|---|---|---|---|---|---|---|---|---|---|---|---|--|------------------------------------|----------------------------------|--------|
| 9 Blake DeWitt, L (1.4) OBP: 0.358, SLG: 0.396 | G3-1 | L4 | | G3 | | | G5-3 | | | 4 | 0 | 0 | 0 | 0 | 0 | 1 | Chicago Cubs @ Washington Nationals Nationals Park, Washington, DC Tue Aug 24 2010, 7:08 PM - 9:44 PM EDT Att: 18,250 - Cloudy - 72 F | | | |
| 13 Starlin Castro, R (1.6) OBP: 0.361, SLG: 0.439 | | FC6-4 | | | L5 | | | G6-3 | | 4 | 0 | 1 | 0 | 0 | 0 | 1 | | | | |
| 22 Xavier Nady, R (1.3) OBP: 0.320, SLG: 0.363 | | | | | | | | | | 4 | 0 | 1 | 0 | 0 | 1 | 1 | | | | |
| 49 Carlos Marmol, R (8.1) | F8 | | | G1-3 | | | | K | | 0 | 0 | 0 | 0 | 0 | 0 | 0 | | | | |
| 16 Aramis Ramirez, R (1.5) OBP: 0.298, SLG: 0.444 | K | | | P4 | | | G6-4-3 | | K | 4 | 0 | 0 | 0 | 0 | 2 | 2 | | | | |
| 28 Jeff Baker, R (1.9) OBP: 0.274, SLG: 0.375 | | | | | | | | | | 3 | 1 | 1 | 0 | 0 | 0 | 0 | | | | |
| 1 Kosuke Fukudome, L (7.9) OBP: 0.374, SLG: 0.438 | | | G5-3 | | | | G4-3 | | | 1 | 0 | 1 | 0 | 0 | 0 | 0 | | | | |
| 18 Geovany Soto, R (1.2) OBP: 0.402, SLG: 0.511 | | | | | | | | | | 4 | 1 | 1 | 0 | 0 | 3 | 1 | | | | |
| 12 Alfonso Soriano, R (1.7) OBP: 0.319, SLG: 0.510 | | | | | | | | | | 4 | 2 | 1 | 3 | 0 | 0 | 1 | | | | |
| 21 Tyler Colvin, L (1.8) OBP: 0.314, SLG: 0.513 | | | | | | | | | | 3 | 1 | 2 | 2 | 0 | 0 | 0 | | | | |
| 38 Carlos Zambrano, S (1.1) OBP: 0.200, SLG: 0.206 | | | | | | | | | | 3 | 0 | 0 | 0 | 0 | 1 | 1 | | | | |
| 45 Sean Marshall, L (8.1) | | | | | | | | | | 0 | 0 | 0 | 0 | 0 | 0 | 0 | | | | |
| 6 Micah Hoffpauir, L (8.3) | | | | | | | | | | 0 | 0 | 0 | 0 | 0 | 0 | 0 | | | | |
| Inning Stats | R: 0 H: 1 E: 0 K: 1 S: 14 | H: 1 LOB: 1 BB: 0 P: 19 | R: 3 H: 4 E: 0 K: 1 S: 16 | H: 4 LOB: 1 BB: 0 P: 27 | R: 0 H: 0 E: 0 K: 0 S: 7 | H: 0 LOB: 0 BB: 0 P: 12 | R: 2 H: 1 E: 1 K: 1 S: 9 | H: 1 LOB: 0 BB: 0 P: 13 | R: 0 H: 0 E: 0 K: 0 S: 5 | H: 0 LOB: 0 BB: 0 P: 12 | R: 0 H: 0 E: 0 K: 0 S: 7 | H: 0 LOB: 0 BB: 0 P: 11 | R: 0 H: 0 E: 0 K: 2 S: 9 | H: 0 LOB: 0 BB: 0 P: 14 | R: 0 H: 1 E: 0 K: 1 S: 7 | H: 0 LOB: 0 BB: 0 P: 11 | 1B: 5 2B: 1 3B: 0 HR: 2 | SF: 0 SAC: 0 DP: 2 HBP: 0 | WP: 0 PB: 0 SB: 0 CS: 0 | PA: 34 |
| PITCHER | IP WLS BF H R ER SO BB IBB HBP BLK WP HR S P ERA WHIP | IP WLS BF H R ER SO BB IBB HBP BLK WP HR S P ERA WHIP | IP WLS BF H R ER SO BB IBB HBP BLK WP HR S P ERA WHIP | IP WLS BF H R ER SO BB IBB HBP BLK WP HR S P ERA WHIP | IP WLS BF H R ER SO BB IBB HBP BLK WP HR S P ERA WHIP | IP WLS BF H R ER SO BB IBB HBP BLK WP HR S P ERA WHIP | IP WLS BF H R ER SO BB IBB HBP BLK WP HR S P ERA WHIP | IP WLS BF H R ER SO BB IBB HBP BLK WP HR S P ERA WHIP | IP WLS BF H R ER SO BB IBB HBP BLK WP HR S P ERA WHIP | IP WLS BF H R ER SO BB IBB HBP BLK WP HR S P ERA WHIP | IP WLS BF H R ER SO BB IBB HBP BLK WP HR S P ERA WHIP | IP WLS BF H R ER SO BB IBB HBP BLK WP HR S P ERA WHIP | IP WLS BF H R ER SO BB IBB HBP BLK WP HR S P ERA WHIP | IP WLS BF H R ER SO BB IBB HBP BLK WP HR S P ERA WHIP | IP WLS BF H R ER SO BB IBB HBP BLK WP HR S P ERA WHIP | IP WLS BF H R ER SO BB IBB HBP BLK WP HR S P ERA WHIP | ERA WHIP | ERA WHIP | | |
| 31 John Lannan, L (1.1) ERA: 5.23 | 5.0 | L | 22 | 7 | 5 | 4 | 3 | 0 | 0 | 0 | 0 | 0 | 0 | 0 | 0 | 0 | 7.20 | 1.400 | | |
| 43 Miguel Batista, R (8.1) ERA: 4.21 | 2.0 | | 6 | 0 | 0 | 0 | 1 | 0 | 0 | 0 | 0 | 0 | 0 | 0 | 0 | 14 | 23 | 0.00 | 0.000 | |
| 99 Collin Balester, R (8.1) ERA: 4.7 | 1.0 | | 3 | 0 | 0 | 0 | 2 | 0 | 0 | 0 | 0 | 0 | 0 | 0 | 0 | 0 | 14 | 23 | 0.00 | 0.000 |
| 35 Craig Stammen, R (9.1) ERA: 5.18 | 1.0 | | 3 | 1 | 0 | 0 | 1 | 0 | 0 | 0 | 0 | 0 | 0 | 0 | 0 | 7 | 11 | 0.00 | 1.000 | |

Chicago Cubs @ Washington Nationals
 Nationals Park, Washington, DC
 Tue Aug 24 2010, 7:08 PM - 9:44 PM EDT
 Att: 18,250 - Cloudy - 72 F

AB 34
 R 5
 H 8
 RBI 5
 BB 0
 SO 7
 LOB 8



| Batter | 1 | 2 | 3 | 4 | 5 | 6 | 7 | 8 | 9 | AB | R | H | RBI | BB | SO | LOB | BOTTOM | | | | | |
|--|---|---|---|---|---|---|---|---|---|---|---|---|---|---|---|---|--|----------------------------------|----------------------------------|------------------------------------|----------------------------------|--------|
| 1 Nnyer Morgan, L (1.8) OBP: 0.316, SLG: 0.325 | G4-3 | | F7 | | G1-3 | | | | | 5 | 0 | 1 | 0 | 0 | 1 | 5 | Chicago Cubs @ Washington Nationals Nationals Park, Washington, DC Tue Aug 24 2010, 7:08 PM - 9:44 PM EDT Att: 18,250 - Cloudy - 72 F | | | | | |
| 20 Adam Kennedy, L (1.4) OBP: 0.328, SLG: 0.346 | | | F8 | | | | | | | 5 | 0 | 2 | 3 | 0 | 1 | 3 | | | | | | |
| 11 Ryan Zimmerman, R (1.5) OBP: 0.388, SLG: 0.536 | | | | | | | | | | 4 | 0 | 1 | 1 | 1 | 0 | 2 | | | | | | |
| 44 Adam Dunn, L (1.3) OBP: 0.355, SLG: 0.546 | | | | | | | | | | 2 | 0 | 0 | 0 | 2 | 1 | 2 | | | | | | |
| 2 Roger Bernadina, L (1.7) OBP: 0.325, SLG: 0.416 | | | | | | | | | | 3 | 0 | 0 | 0 | 0 | 2 | 3 | | | | | | |
| 6 Ian Desmond, R (8. PH) OBP: 0.314, SLG: 0.415 | | | | | | | | | | 1 | 0 | 0 | 0 | 0 | 1 | 3 | | | | | | |
| 35 Craig Stammen, R (9.1) OBP: 0.296, SLG: 0.324 | | | | | | | | | | 0 | 0 | 0 | 0 | 0 | 0 | 0 | | | | | | |
| 7 Ivan Rodriguez, R (1.2) OBP: 0.290, SLG: 0.343 | | | | | | | | | | 4 | 0 | 0 | 0 | 0 | 3 | 0 | | | | | | |
| 38 Michael Morse, R (1.9) OBP: 0.315, SLG: 0.484 | | | | | | | | | | 3 | 1 | 1 | 0 | 1 | 1 | 0 | | | | | | |
| 12 Alberto Gonzalez, R (1.6) OBP: 0.302, SLG: 0.350 | | | | | | | | | | 4 | 2 | 2 | 0 | 0 | 0 | 1 | | | | | | |
| 31 John Lannan, L (1.1) OBP: 0.286, SLG: 0.299 | | | | | | | | | | 0 | 0 | 0 | 0 | 0 | 0 | 0 | | | | | | |
| 30 Justin Maxwell, R (8. PH) OBP: 0.289, SLG: 0.220 | | | | | | | | | | 1 | 0 | 0 | 0 | 0 | 0 | 0 | | | | | | |
| 43 Miguel Batista, R (8.1) OBP: 0.325, SLG: 0.415 | | | | | | | | | | 0 | 0 | 0 | 0 | 0 | 0 | 0 | | | | | | |
| 99 Collin Balester, R (8.1) ERA: 2.51 | | | | | | | | | | 0 | 0 | 0 | 0 | 0 | 0 | 0 | | | | | | |
| 22 Willie Harris, L (8. PH) OBP: 0.281, SLG: 0.331 | | | | | | | | | | 1 | 1 | 0 | 0 | 1 | 0 | 0 | | | | | | |
| Inning Stats | R: 0 H: 1 E: 1 K: 0 S: 11 | H: 1 LOB: 1 BB: 0 P: 17 | R: 0 H: 0 E: 0 K: 3 S: 9 | H: 0 LOB: 0 BB: 0 P: 12 | R: 1 H: 2 E: 0 K: 0 S: 12 | H: 2 LOB: 3 BB: 1 P: 22 | R: 0 H: 0 E: 0 K: 1 S: 5 | H: 0 LOB: 0 BB: 0 P: 8 | R: 0 H: 0 E: 0 K: 2 S: 11 | H: 0 LOB: 0 BB: 0 P: 15 | R: 0 H: 0 E: 0 K: 2 S: 8 | H: 0 LOB: 0 BB: 0 P: 14 | R: 0 H: 1 E: 0 K: 0 S: 7 | H: 1 LOB: 3 BB: 0 P: 12 | R: 0 H: 1 E: 0 K: 1 S: 15 | H: 1 LOB: 2 BB: 2 P: 28 | R: 3 H: 2 E: 0 K: 2 S: 18 | H: 2 LOB: 1 BB: 2 P: 30 | 1B: 6 2B: 1 3B: 0 HR: 0 | SF: 0 SAC: 1 DP: 2 HBP: 0 | WP: 0 PB: 0 SB: 0 CS: 0 | PA: 39 |
| PITCHER | IP WLS BF H R ER SO BB IBB HBP BLK WP HR S P ERA WHIP | IP WLS BF H R ER SO BB IBB HBP BLK WP HR S P ERA WHIP | IP WLS BF H R ER SO BB IBB HBP BLK WP HR S P ERA WHIP | IP WLS BF H R ER SO BB IBB HBP BLK WP HR S P ERA WHIP | IP WLS BF H R ER SO BB IBB HBP BLK WP HR S P ERA WHIP | IP WLS BF H R ER SO BB IBB HBP BLK WP HR S P ERA WHIP | IP WLS BF H R ER SO BB IBB HBP BLK WP HR S P ERA WHIP | IP WLS BF H R ER SO BB IBB HBP BLK WP HR S P ERA WHIP | IP WLS BF H R ER SO BB IBB HBP BLK WP HR S P ERA WHIP | IP WLS BF H R ER SO BB IBB HBP BLK WP HR S P ERA WHIP | IP WLS BF H R ER SO BB IBB HBP BLK WP HR S P ERA WHIP | IP WLS BF H R ER SO BB IBB HBP BLK WP HR S P ERA WHIP | IP WLS BF H R ER SO BB IBB HBP BLK WP HR S P ERA WHIP | IP WLS BF H R ER SO BB IBB HBP BLK WP HR S P ERA WHIP | IP WLS BF H R ER SO BB IBB HBP BLK WP HR S P ERA WHIP | IP WLS BF H R ER SO BB IBB HBP BLK WP HR S P ERA WHIP | ERA WHIP | ERA WHIP | | | | |
| 38 Carlos Zambrano, R (1.1) ERA: 4.64 | 7.1 | W | 28 | 5 | 1 | 1 | 0 | 1 | 0 | 0 | 0 | 0 | 0 | 0 | 0 | 0 | 1.23 | 0.818 | | | | |
| 45 Sean Marshall, L (8.1) ERA: 2.51 | 0.1 | | 3 | 0 | 0 | 0 | 0 | 2 | 0 | 0 | 0 | 0 | 0 | 0 | 0 | 7 | 17 | 0.00 | 6.000 | | | |
| 49 Carlos Marmol, R (8.1) ERA: 3.36 | 1.1 | S | 8 | 2 | 3 | 3 | 3 | 2 | 0 | 0 | 1 | 0 | 0 | 0 | 21 | 33 | 20.25 | 3.000 | | | | |

Chicago Cubs @ Washington Nationals
 Nationals Park, Washington, DC
 Tue Aug 24 2010, 7:08 PM - 9:44 PM EDT
 Att: 18,250 - Cloudy - 72 F

AB 33
 R 4
 H 7
 RBI 4
 BB 5
 SO 11
 LOB 19



| Batter | 1 | 2 | 3 | 4 | 5 | 6 | 7 | 8 | 9 | AB | R | H | RBI | BB | SO | LOB | TOP | | | | | | | | | | |
|--|-------------------------------|----------------------------------|------------------------------|----------------------------------|------------------------------|---------------------------------|------------------------------|----------------------------------|------------------------------|----------------------------------|-------------------------------|----------------------------------|-------------------------------|----------------------------------|-------------------------------|----------------------------------|--|------------------------------------|----------------------------------|--------|--|--|--|--|--|--|--|
| 1 Kosuke Fukudome, L (1, 9) OBP: 0.375, SLG: 0.434 | | | | | | | | | | 2 | 0 | 0 | 0 | 2 | 0 | 2 | Chicago Cubs @ Washington Nationals Nationals Park, Washington, DC Wed Aug 25 2010, 7:10 PM - 9:38 PM EDT Att: 18,344 - Partly Cloudy - 81 F | | | | | | | | | | |
| 13 Starlin Castro, R (1, 6) OBP: 0.360, SLG: 0.440 | | | | | | | | | | 4 | 1 | 1 | 1 | 0 | 1 | 4 | | | | | | | | | | | |
| 24 Marlon Byrd, R (1, 8) OBP: 0.362, SLG: 0.449 | | | | | | | | | | 4 | 0 | 0 | 0 | 0 | 1 | 2 | | | | | | | | | | | |
| 16 Aramis Ramirez, R (1, 5) OBP: 0.300, SLG: 0.453 | | | | | | | | | | 4 | 1 | 2 | 2 | 0 | 0 | 2 | | | | | | | | | | | |
| 6 Micah Hoffpauir, L (1, 3) OBP: 0.083, SLG: 0.083 | | | | | | | | | | 4 | 0 | 1 | 0 | 0 | 0 | 3 | | | | | | | | | | | |
| 12 Alfonso Soriano, R (1, 7) OBP: 0.319, SLG: 0.515 | | | | | | | | | | 4 | 1 | 1 | 1 | 0 | 0 | 1 | | | | | | | | | | | |
| 9 Blake DeWitt, L (1, 4) OBP: 0.354, SLG: 0.391 | | | | | | | | | | 4 | 0 | 0 | 0 | 0 | 0 | 0 | | | | | | | | | | | |
| 18 Geovany Soto, R (1, 2) OBP: 0.400, SLG: 0.507 | | | | | | | | | | 4 | 0 | 1 | 0 | 0 | 2 | 0 | | | | | | | | | | | |
| 46 Ryan Dempster, R (1, 1) OBP: 0.163, SLG: 0.184 | | | | | | | | | | 1 | 0 | 1 | 0 | 0 | 0 | 0 | | | | | | | | | | | |
| 21 Tyler Colvin, L (8, PH) OBP: 0.316, SLG: 0.513 | | | | | | | | | | 0 | 1 | 0 | 0 | 0 | 0 | 0 | | | | | | | | | | | |
| 48 Andrew Cashner, R (8, 1) | | | | | | | | | | 0 | 0 | 0 | 0 | 0 | 0 | 0 | | | | | | | | | | | |
| 22 Xavier Nady, R (8, PH) | | | | | | | | | | 1 | 0 | 0 | 0 | 0 | 0 | 0 | | | | | | | | | | | |
| 49 Carlos Marmol, R (9, 1) | | | | | | | | | | 0 | 0 | 0 | 0 | 0 | 0 | 0 | | | | | | | | | | | |
| Inning Stats | R: 0 E: 1 K: 1 S: 11 | H: 0 LOB: 2 BB: 1 P: 20 | R: 0 E: 0 K: 0 S: 7 | H: 0 LOB: 0 BB: 0 P: 12 | R: 0 E: 0 K: 0 S: 6 | H: 1 LOB: 0 BB: 0 P: 9 | R: 0 E: 0 K: 0 S: 7 | H: 1 LOB: 1 BB: 0 P: 16 | R: 0 E: 0 K: 0 S: 7 | H: 1 LOB: 2 BB: 1 P: 11 | R: 0 E: 0 K: 1 S: 11 | H: 0 LOB: 0 BB: 0 P: 10 | R: 3 E: 0 K: 1 S: 16 | H: 2 LOB: 0 BB: 1 P: 24 | R: 1 E: 0 K: 1 S: 16 | H: 1 LOB: 0 BB: 0 P: 19 | 1B: 4 2B: 1 3B: 0 HR: 2 | SF: 0 SAC: 1 DP: 2 HBP: 0 | WP: 0 PB: 0 SB: 1 CS: 1 | PA: 36 | | | | | | | |
| PITCHER | IP | WLS | BF | H | R | ER | SO | BB | IBB | HBP | BLK | WP | HR | S | P | ERA | WHIP | | | | | | | | | | |
| 21 Jason Marquis, R (1, 1) ERA: 8.79 | 7.1 | L | 28 | 4 | 1 | 1 | 2 | 3 | 0 | 0 | 1 | 0 | 0 | 57 | 98 | 1.23 | 0.955 | | | | | | | | | | |
| 36 Tyler Clippard, R (8, 1) ERA: 3.22 | 0.2 | | 4 | 2 | 2 | 2 | 1 | 0 | 0 | 0 | 0 | 0 | 1 | 14 | 17 | 27.00 | 3.000 | | | | | | | | | | |
| 17 Sean Burnett, L (9, 1) ERA: 2.93 | 0.1 | | 2 | 1 | 1 | 1 | 0 | 0 | 0 | 0 | 0 | 0 | 1 | 9 | 12 | 27.00 | 3.000 | | | | | | | | | | |
| 22 Drew Storen, R (9, 1) ERA: 2.43 | 0.2 | | 2 | 0 | 0 | 0 | 1 | 0 | 0 | 0 | 0 | 0 | 0 | 7 | 7 | 0.00 | 0.000 | | | | | | | | | | |

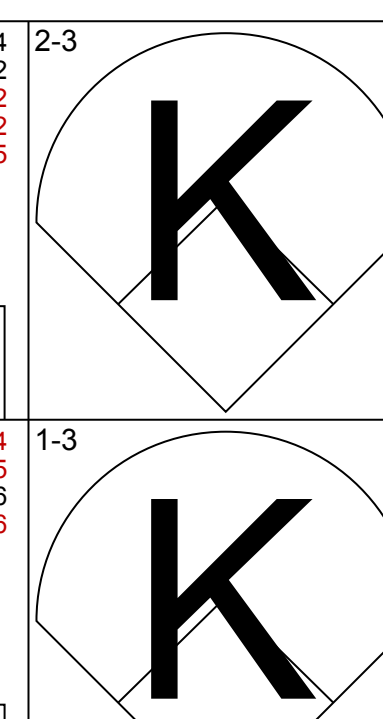
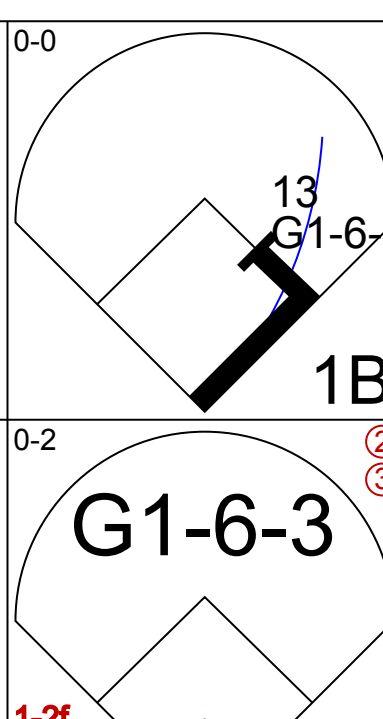
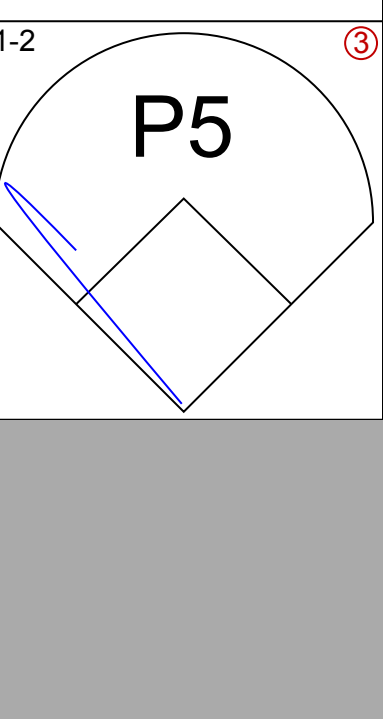
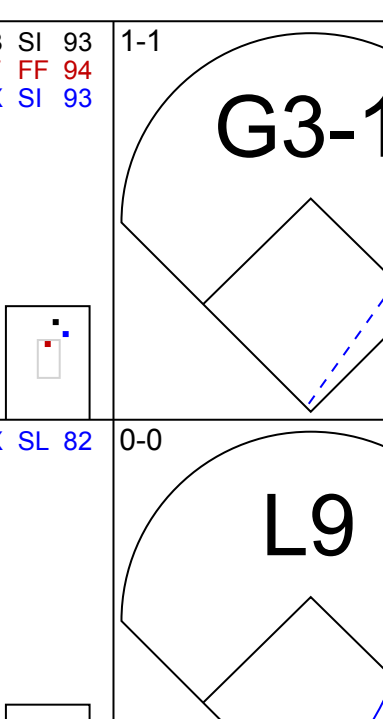
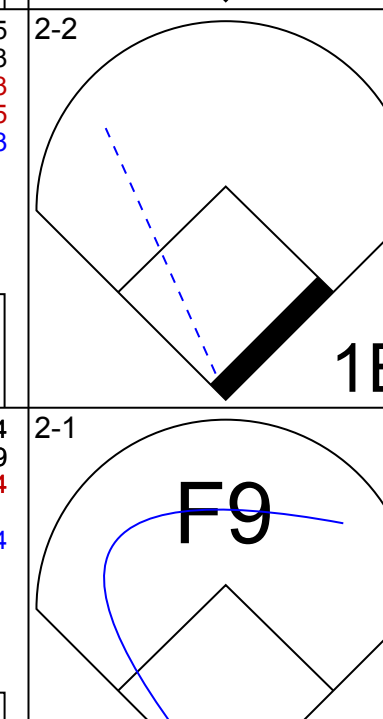

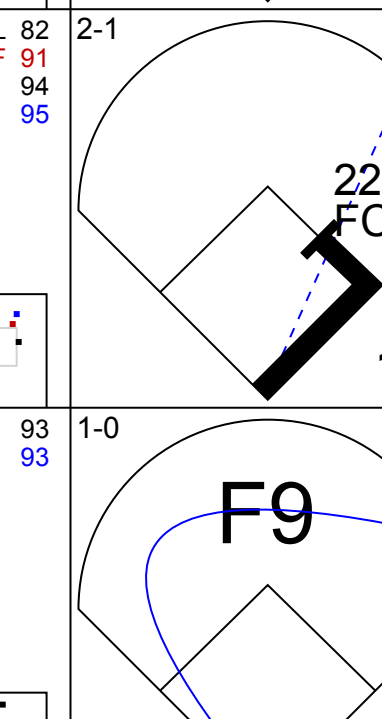


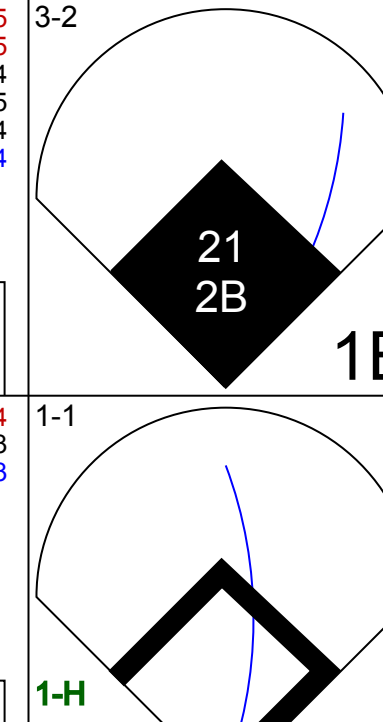
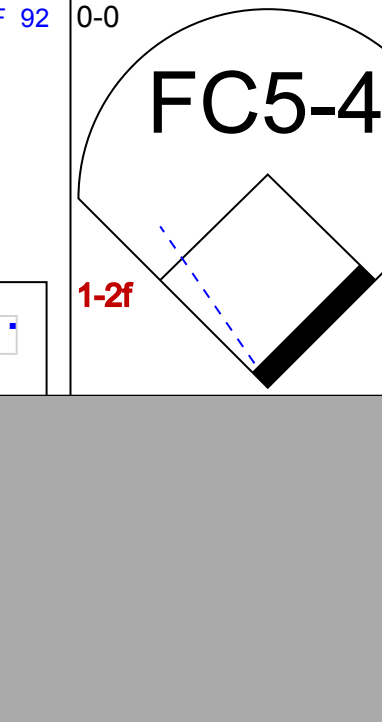
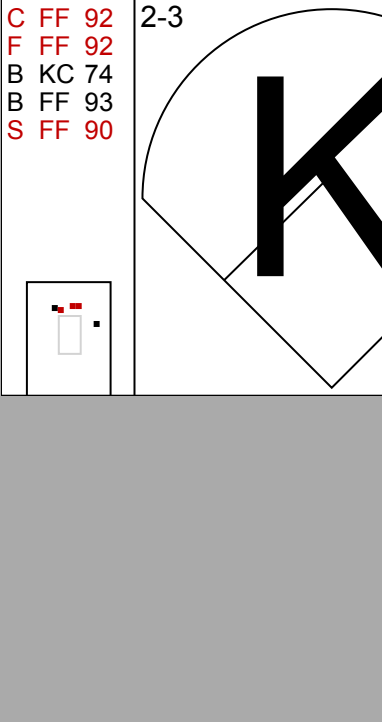





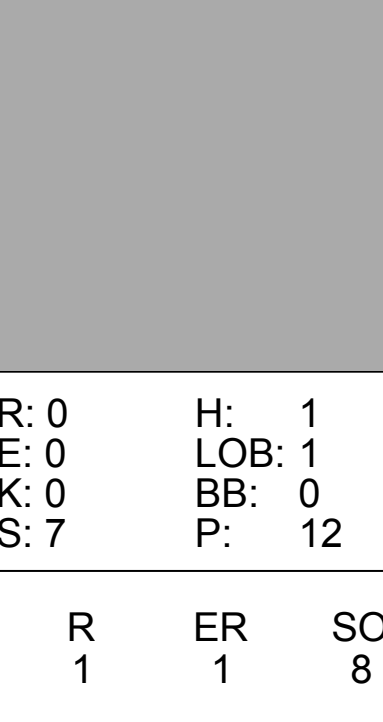

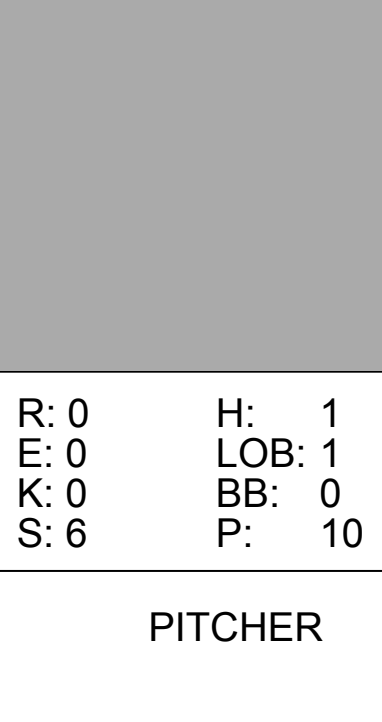
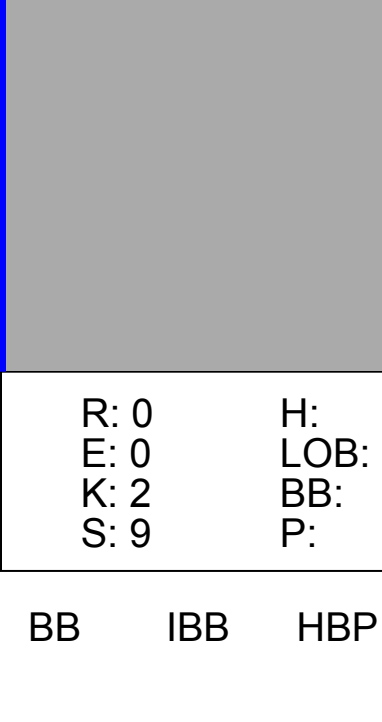
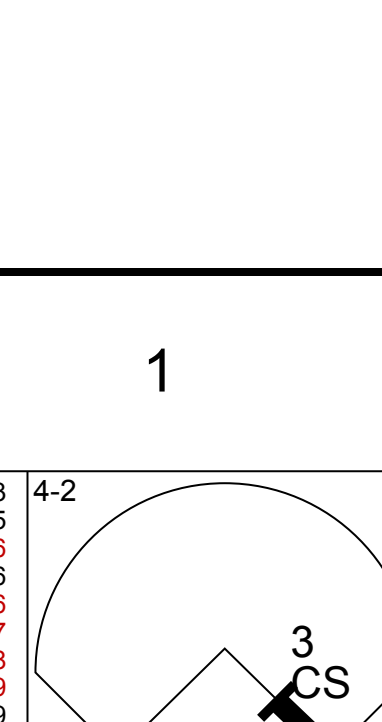
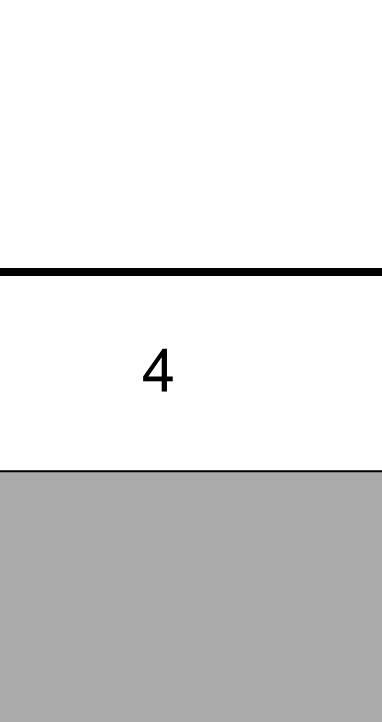
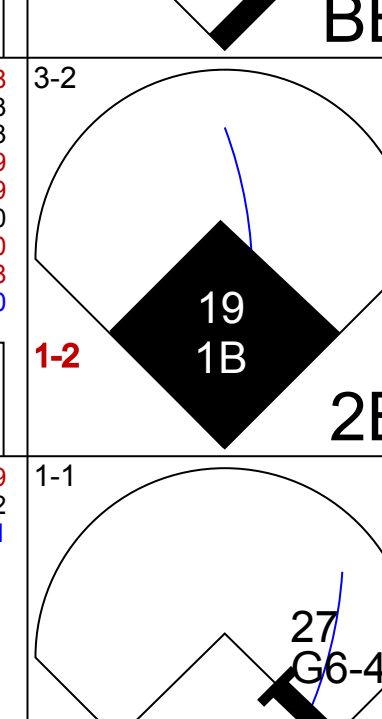

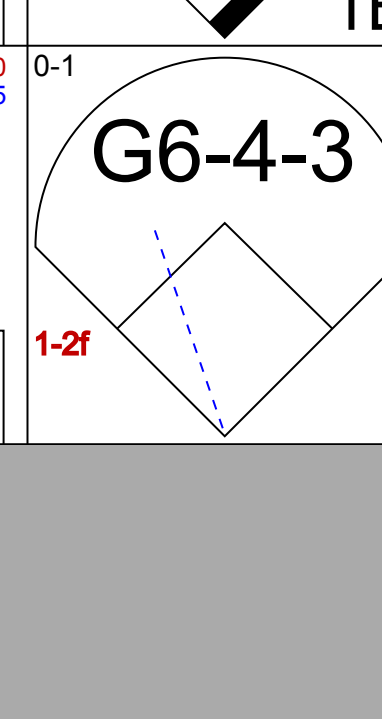
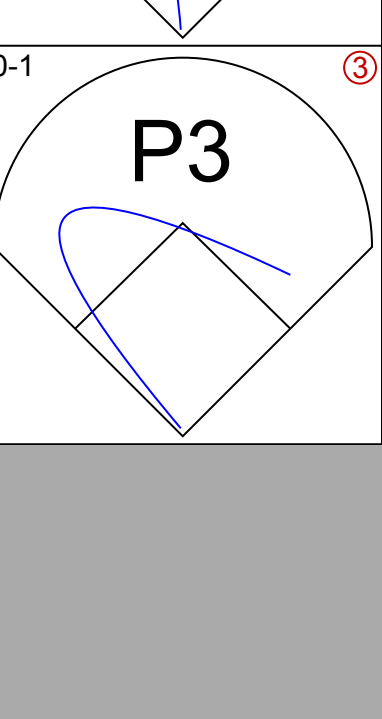
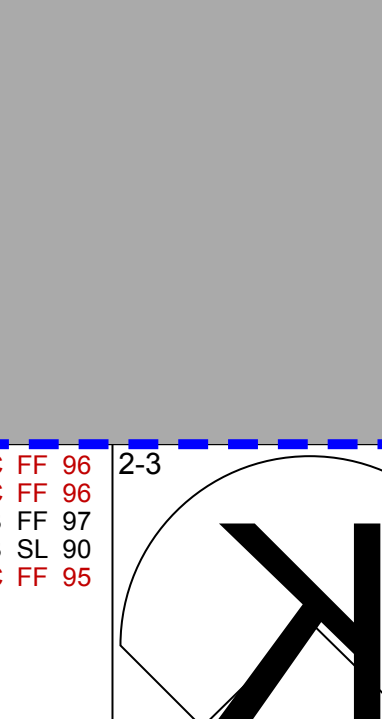
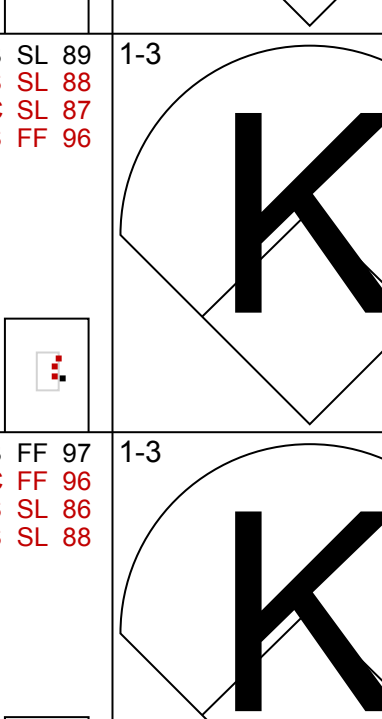
| | |
|-----|----|
| AB | 32 |
| R | 4 |
| H | 7 |
| RBI | 4 |
| BB | 3 |
| SO | 4 |
| LOB | 14 |



| Batter | 1 | 2 | 3 | 4 | 5 | 6 | 7 | 8 | 9 | AB | R | H | RBI | BB | SO | LOB | BOTTOM | | | | | | | | | | |
|---|------------------------------|----------------------------------|------------------------------|---------------------------------|-------------------------------|----------------------------------|------------------------------|----------------------------------|-------------------------------|----------------------------------|------------------------------|---------------------------------|------------------------------|----------------------------------|-------------------------------|----------------------------------|--|----------------------------------|----------------------------------|------------------------------------|----------------------------------|--------|--|--|--|--|--|
| 1 Nnyer Morgan, L (1, 8) OBP: 0.316, SLG: 0.323 | | | | | | | | | | 3 | 0 | 0 | 0 | 0 | 1 | 1 | Chicago Cubs @ Washington Nationals Nationals Park, Washington, DC Wed Aug 25 2010, 7:10 PM - 9:38 PM EDT Att: 18,344 - Partly Cloudy - 81 F | | | | | | | | | | |
| 6 Ian Desmond, R (1, 6) OBP: 0.314, SLG: 0.412 | | | | | | | | | | 3 | 0 | 0 | 0 | 1 | 0 | 1 | | | | | | | | | | | |
| 11 Ryan Zimmerman, R (1, 5) OBP: 0.387, SLG: 0.533 | | | | | | | | | | 4 | 0 | 1 | 0 | 0 | 1 | 1 | | | | | | | | | | | |
| 44 Adam Dunn, L (1, 3) OBP: 0.352, SLG: 0.541 | | | | | | | | | | 4 | 0 | 0 | 0 | 0 | 3 | 1 | | | | | | | | | | | |
| 2 Roger Bernadina, L (1, 7) OBP: 0.322, SLG: 0.412 | | | | | | | | | | 3 | 0 | 0 | 0 | 0 | 2 | 0 | | | | | | | | | | | |
| 38 Michael Morse, R (1, 9) OBP: 0.310, SLG: 0.475 | | | | | | | | | | 3 | 0 | 0 | 0 | 0 | 2 | 0 | | | | | | | | | | | |
| 20 Adam Kennedy, L (1, 4) OBP: 0.329, SLG: 0.346 | | | | | | | | | | 3 | 0 | 0 | 0 | 0 | 1 | 0 | | | | | | | | | | | |
| 23 Wil Nieves, R (1, 2) OBP: 0.235, SLG: 0.301 | | | | | | | | | | 3 | 0 | 0 | 0 | 0 | 1 | 0 | | | | | | | | | | | |
| 21 Jason Marquis, L (1, 1) OBP: 0.182, SLG: 0.273 | | | | | | | | | | 3 | 0 | 1 | 0 | 0 | 1 | 0 | | | | | | | | | | | |
| 36 Tyler Clippard, R (8, 1) ERA: 3.42 | | | | | | | | | | 3 | 0 | 1 | 0 | 0 | 0 | 1 | | | | | | | | | | | |
| 22 Willie Harris, L (8, PH) OBP: 0.279, SLG: 0.330 | | | | | | | | | | 1 | 0 | 0 | 0 | 0 | 0 | 0 | | | | | | | | | | | |
| 17 Sean Burnett, L (9, 1) ERA: 2.93 | | | | | | | | | | 0 | 0 | 0 | 0 | 0 | 0 | 0 | | | | | | | | | | | |
| 22 Drew Storen, S (9, 1) OBP: 0.500, SLG: 0.500 | | | | | | | | | | 0 | 0 | 0 | 0 | 0 | 0 | 0 | | | | | | | | | | | |
| Inning Stats | R: 0 E: 0 K: 1 S: 6 | H: 0 LOB: 0 BB: 1 P: 11 | R: 0 E: 0 K: 1 S: 6 | H: 0 LOB: 0 BB: 0 P: 7 | R: 0 E: 0 K: 1 S: 12 | H: 1 LOB: 1 BB: 0 P: 15 | R: 0 E: 0 K: 2 S: 9 | H: 0 LOB: 0 BB: 0 P: 13 | R: 0 E: 0 K: 1 S: 11 | H: 0 LOB: 1 BB: 0 P: 15 | R: 0 E: 0 K: 0 S: 4 | H: 1 LOB: 0 BB: 0 P: 5 | R: 0 E: 0 K: 2 S: 9 | H: 0 LOB: 0 BB: 0 P: 13 | R: 0 E: 0 K: 2 S: 10 | H: 1 LOB: 1 BB: 0 P: 13 | R: 0 E: 0 K: 0 S: 8 | H: 1 LOB: 1 BB: 0 P: 11 | 1B: 4 2B: 0 3B: 0 HR: 0 | SF: 0 SAC: 2 DP: 1 HBP: 0 | WP: 1 PB: 0 SB: 0 CS: 0 | PA: 31 | | | | | |
| PITCHER | IP | WLS | BF | H | R | ER | SO | BB | IBB | HBP | BLK | WP | HR | S | P | ERA | WHIP | | | | | | | | | | |
| 46 Ryan Dempster, R (1, 1) ERA: 3.42 | 7.0 | W | 23 | 2 | 0 | 0 | 0 | 1 | 0 | 0 | 0 | 0 | 0 | 57 | 79 | 0.00 | 0.429 | | | | | | | | | | |
| 48 Andrew Cashner, R (8, 1) ERA: 6.21 | 1.0 | H | 4 | 1 | 0 | 0 | 2 | 0 | 0 | 0 | 1 | 0 | 0 | 10 | 13 | 0.00 | 1.000 | | | | | | | | | | |
| 49 Carlos Marmol, R (9, 1) ERA: 3.3 | 1.0 | | 4 | 1 | 0 | 0 | 0 | 0 | 0 | 0 | 0 | 0 | 0 | 8 | 11 | 0.00 | 1.000 | | | | | | | | | | |

| | |
|-----|----|
| AB | 28 |
| R | 0 |
| H | 4 |
| RBI | 0 |
| BB | 1 |
| SO | 10 |
| LOB | 6 |



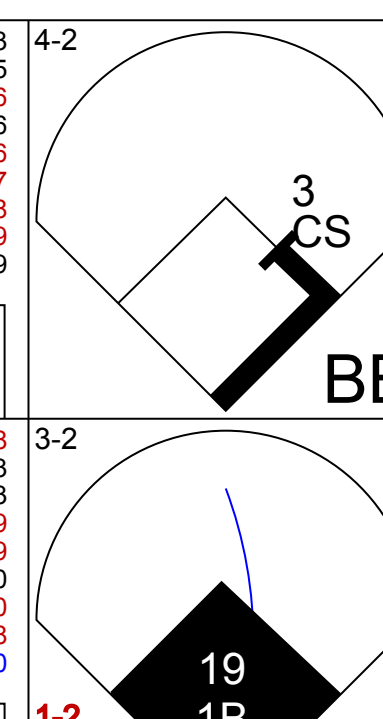
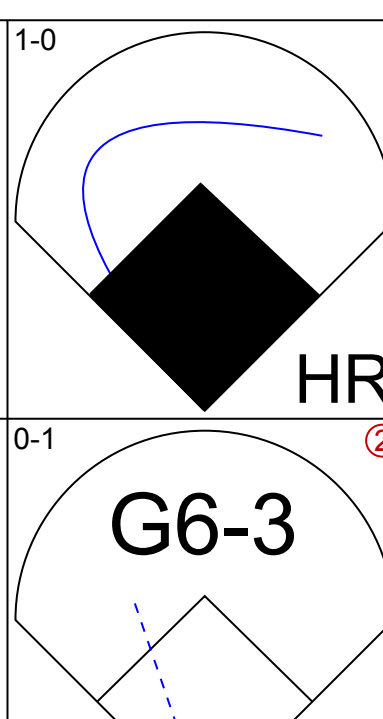
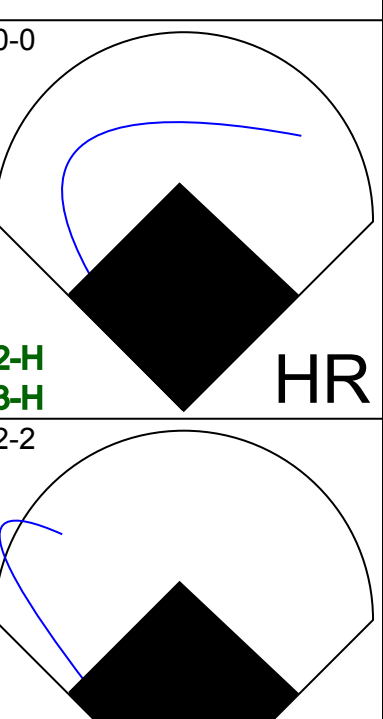

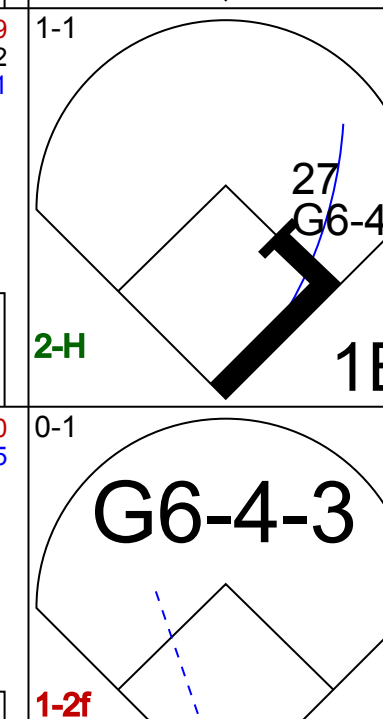
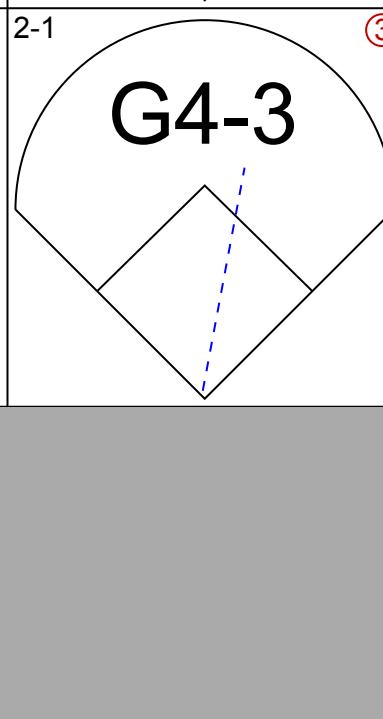
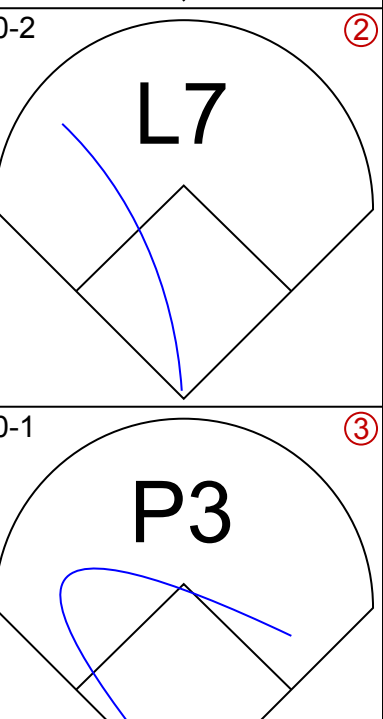




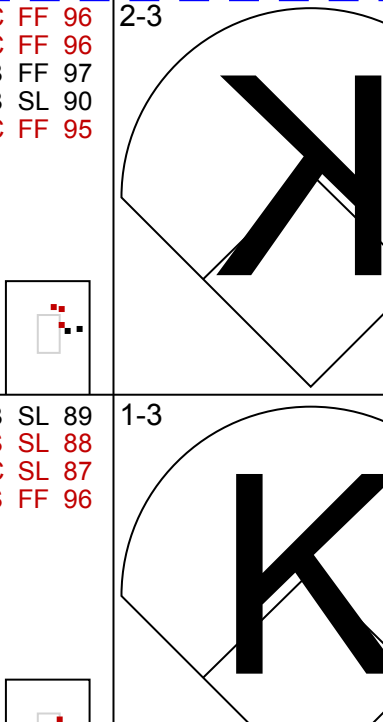


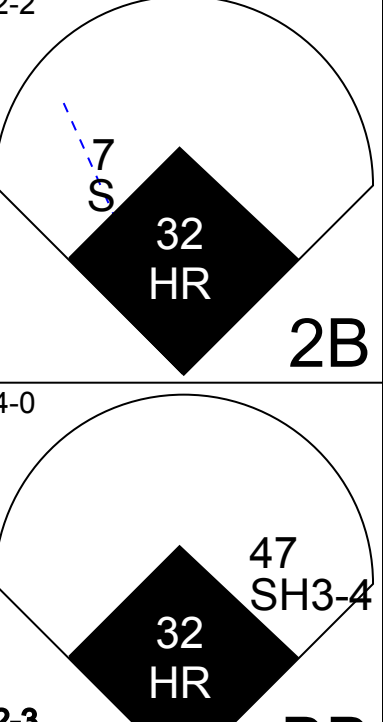

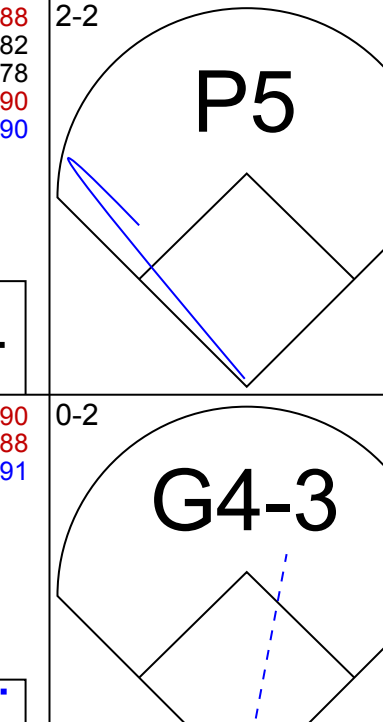
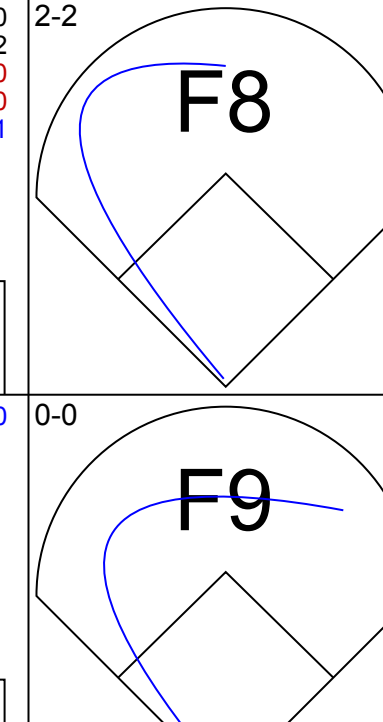
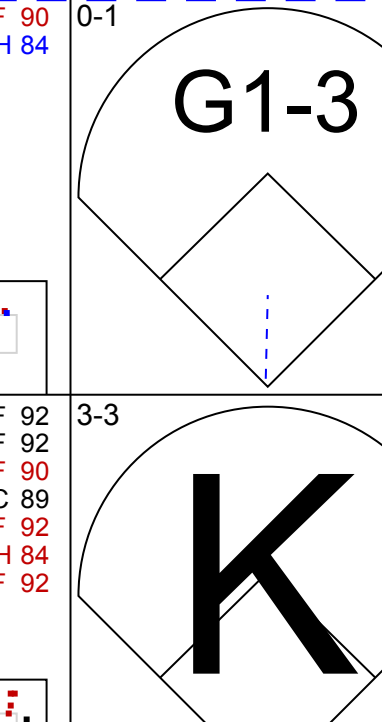

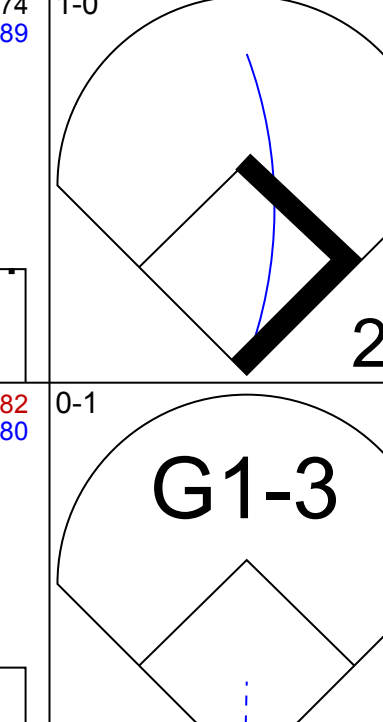

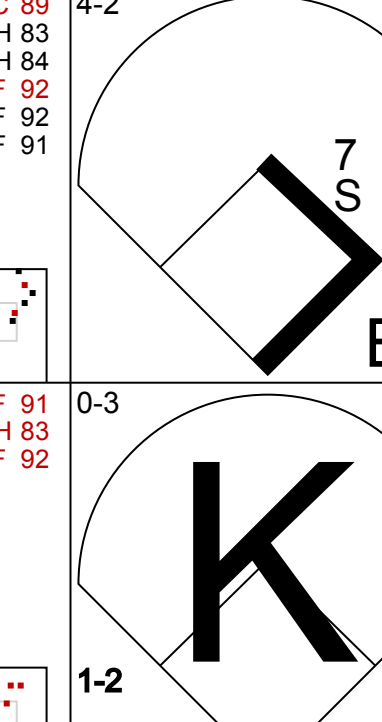


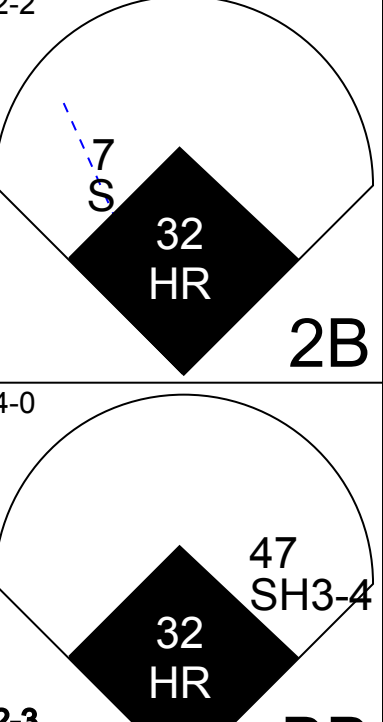
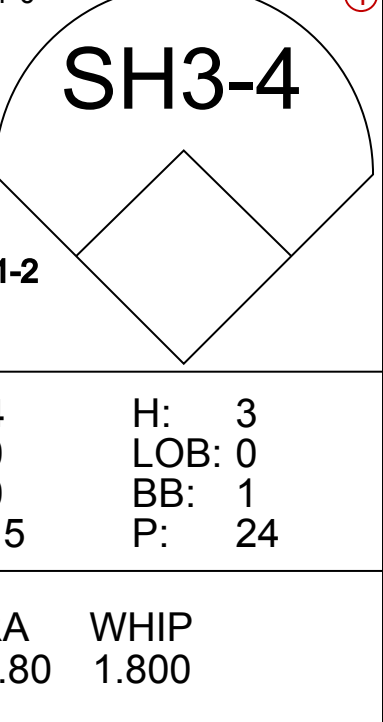
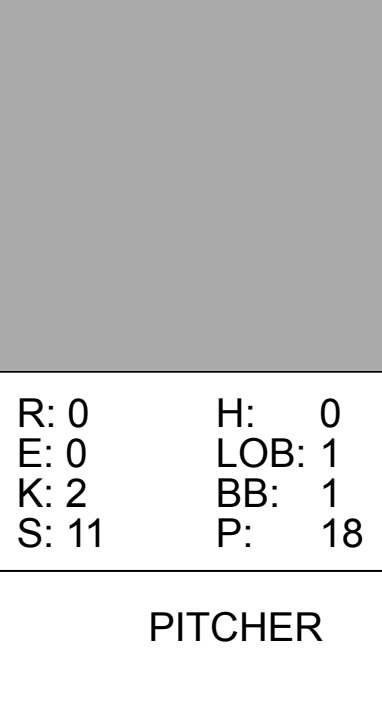

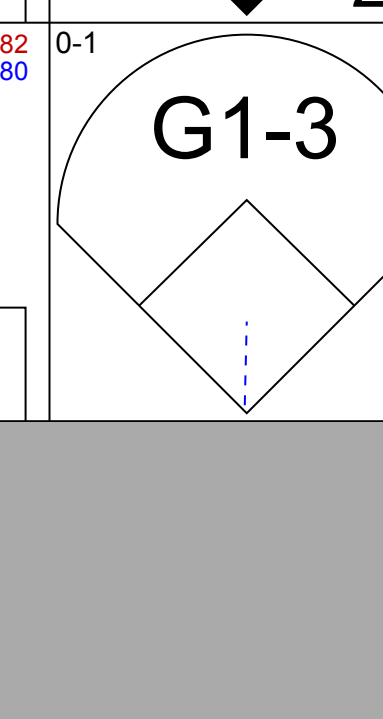
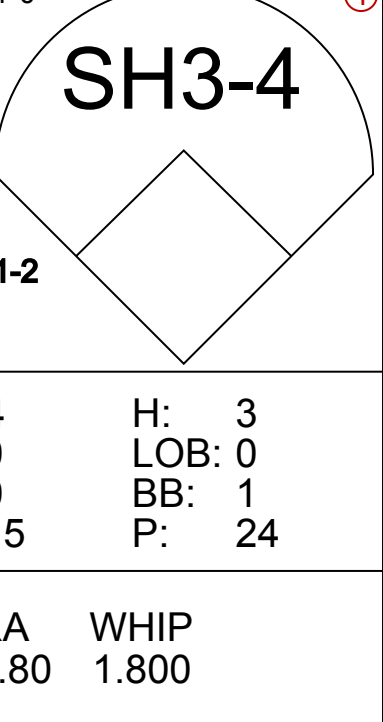
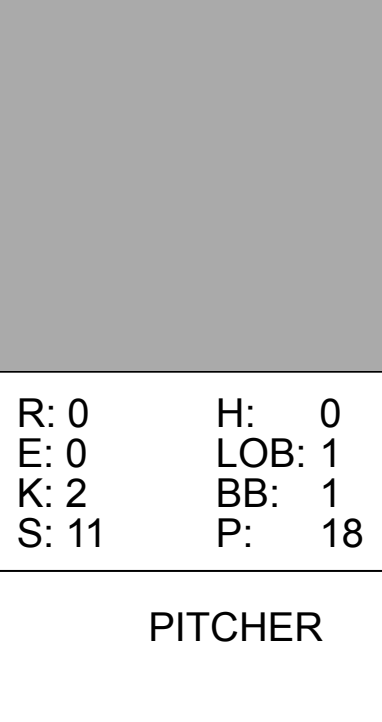
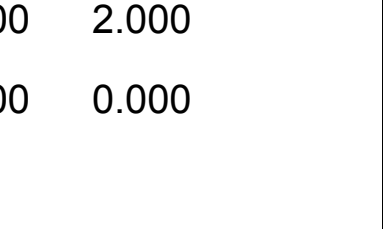
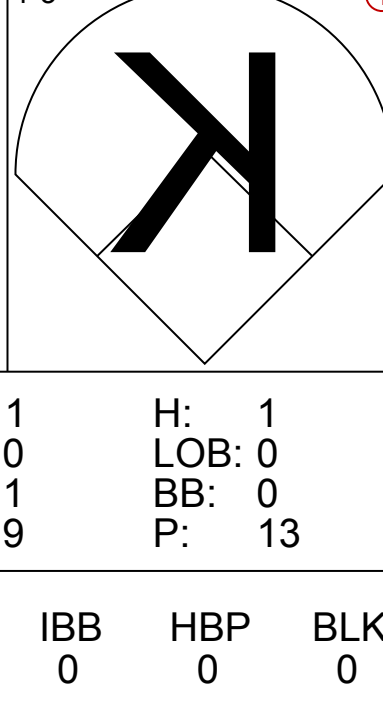
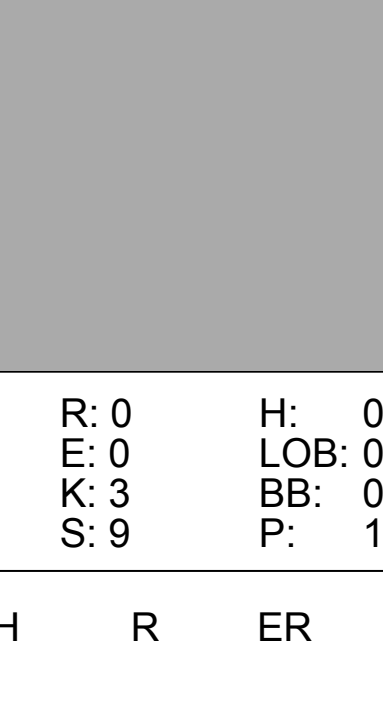
| Batter | 1 | 2 | 3 | 4 | 5 | 6 | 7 | 8 | 9 | AB | R | H | RBI | BB | SO | LOB | TOP | | | | | |
|---|---|---|---|---|------------------------------|---|-------------------------------|---|---|----------------------------------|------------------------------|----------------------------------|-------------------------------|----------------------------------|------------------------------|----------------------------------|------------------------------|----------------------------------|----------------------------------|------------------------------------|----------------------------------|--------|
| 9 Blake DeWitt, L (1,4) OBP: 0.353, SLG: 0.389 |  | |  | | |  | |  | | 4 | 0 | 1 | 0 | 0 | 1 | 0 | | | | | | |
| 13 Starlin Castro, R (1,6) OBP: 0.356, SLG: 0.435 |  | |  | | |  | |  | | 4 | 0 | 0 | 0 | 0 | 1 | 1 | | | | | | |
| 24 Marlon Byrd, R (1,8) OBP: 0.363, SLG: 0.450 |  | | |  | |  | | |  | 4 | 0 | 2 | 0 | 0 | 2 | 0 | | | | | | |
| 16 Aramis Ramirez, R (1,5) OBP: 0.297, SLG: 0.448 |  | | |  | |  | |  | | 4 | 0 | 0 | 0 | 0 | 0 | 2 | | | | | | |
| 22 Xavier Nady, R (1,3) OBP: 0.322, SLG: 0.364 |  |  | |  | |  | | |  | 4 | 1 | 2 | 0 | 0 | 1 | 1 | | | | | | |
| 21 Tyler Colvin, L (1,9) OBP: 0.316, SLG: 0.515 |  | | |  | | | | | | 3 | 0 | 1 | 1 | 0 | 1 | 1 | | | | | | |
| 12 Alfonso Soriano, R (1,7) OBP: 0.317, SLG: 0.511 |  | | |  | | | | | | 3 | 0 | 0 | 0 | 0 | 2 | 2 | | | | | | |
| 18 Geovany Soto, R (1,2) OBP: 0.396, SLG: 0.502 |  | | | | |  | |  | | 3 | 0 | 0 | 0 | 0 | 0 | 1 | | | | | | |
| 32 Tom Gorzelanny, R (1,1) OBP: 0.139, SLG: 0.139 | | | | | | | | | | 2 | 0 | 0 | 0 | 0 | 2 | 0 | | | | | | |
| 20 Thomas Diamond, R (6,1) | | | | | | | | | | 0 | 0 | 0 | 0 | 0 | 0 | 0 | | | | | | |
| 57 Scott Maine, L (7,1) | | | | | | | | | | 0 | 0 | 0 | 0 | 0 | 0 | 0 | | | | | | |
| 6 Micah Hoffpauir, L (8,PH) | | | | | | | | | | 1 | 0 | 0 | 0 | 0 | 0 | 0 | | | | | | |
| 62 Marcos Mateo, R (8,1) | | | | | | | |  | | 0 | 0 | 0 | 0 | 0 | 0 | 0 | | | | | | |
| Inning Stats | R: 0 E: 0 K: 2 S: 11 | H: 1 LOB: 1 BB: 0 P: 18 | R: 0 E: 0 K: 0 S: 7 | H: 1 LOB: 1 BB: 0 P: 12 | R: 0 E: 0 K: 1 S: 7 | H: 1 LOB: 0 BB: 0 P: 9 | R: 1 E: 0 K: 2 S: 13 | H: 2 LOB: 1 BB: 0 P: 19 | R: 0 E: 0 K: 1 S: 12 | H: 0 LOB: 0 BB: 0 P: 16 | R: 0 E: 0 K: 0 S: 6 | H: 1 LOB: 1 BB: 0 P: 10 | R: 0 E: 0 K: 2 S: 11 | H: 0 LOB: 0 BB: 0 P: 16 | R: 0 E: 0 K: 0 S: 8 | H: 0 LOB: 0 BB: 0 P: 12 | R: 0 E: 0 K: 2 S: 9 | H: 0 LOB: 0 BB: 0 P: 16 | 1B: 5 2B: 1 3B: 0 HR: 0 | SF: 0 SAC: 0 DP: 1 HBP: 0 | WP: 0 PB: 0 SB: 0 CS: 0 | PA: 32 |
| PITCHER | IP | WLS | BF | H | R | ER | SO | BB | IBB | HBP | BLK | WP | HR | S | P | ERA | WHIP | | | | | |
| 47 Johnny Cueto, R (1,1) ERA: 3.49 | 8.0 | W | 29 | 6 | 1 | 1 | 8 | 0 | 0 | 0 | 0 | 0 | 0 | 75 | 112 | 1.12 | 0.750 | | | | | |
| 63 Sam LeCure, R (9,1) ERA: 5.06 | 1.0 | | 3 | 0 | 0 | 0 | 2 | 0 | 0 | 0 | 0 | 0 | 0 | 9 | 16 | 0.00 | 0.000 | | | | | |

Chicago Cubs @ Cincinnati Reds
Great American Ball Park, Cincinnati, OH
Fri Aug 27 2010, 7:11 PM - 9:25 PM EDT
Att: 36,219 - Clear - 82 F

livebaseballscores.com



AB 32
R 1
H 6
RBI 1
BB 0
SO 10
LOB 8

| Batter | 1 | 2 | 3 | 4 | 5 | 6 | 7 | 8 | 9 | AB | R | H | RBI | BB | SO | LOB | BOTTOM | | | | |
|---|---|---|---|--|--|---|---|---|-------------------------------|----------------------------------|-------------------------------|----------------------------------|------------------------------|----------------------------------|------------------------------|----------------------------------|----------------------------------|------------------------------------|----------------------------------|--------|--|
| 32 Jay Bruce, L (1,9) OBP: 0.339, SLG: 0.452 |  | |  | |  | |  | | | 3 | 3 | 3 | 5 | 1 | 0 | 0 | | | | | |
| 3 Chris Valaika, R (1,4) OBP: 0.429, SLG: 1.000 |  | |  | |  | |  | | | 4 | 2 | 2 | 1 | 0 | 0 | 0 | | | | | |
| 19 Joey Volto, L (1,3) OBP: 0.424, SLG: 0.601 |  | |  | |  | |  | | | 3 | 0 | 1 | 1 | 1 | 0 | 0 | | | | | |
| 27 Scott Rolen, R (1,5) OBP: 0.364, SLG: 0.526 |  | | |  |  | |  | | | 4 | 0 | 0 | 0 | 0 | 0 | 2 | | | | | |
| 31 Jonny Gomes, R (1,7) OBP: 0.324, SLG: 0.427 | |  | |  | |  | |  | | 4 | 0 | 0 | 0 | 0 | 1 | 0 | | | | | |
| 55 Ramon Hernandez, R (1,2) OBP: 0.360, SLG: 0.440 | |  | |  | |  | |  | | 4 | 0 | 0 | 0 | 0 | 2 | 0 | | | | | |
| 6 Drew Stubbs, R (1,8) OBP: 0.306, SLG: 0.413 |  | | |  |  |  | |  | | 3 | 1 | 2 | 0 | 1 | 1 | 0 | | | | | |
| 7 Paul Janish, R (1,6) OBP: 0.365, SLG: 0.407 | |  | | |  |  | | | | 2 | 1 | 0 | 0 | 1 | 1 | 2 | | | | | |
| 47 Johnny Cueto, R (1,1) OBP: 0.116, SLG: 0.116 | | | | |  | | | | | 2 | 0 | 0 | 0 | 0 | 2 | 0 | | | | | |
| 63 Sam LeCure, R (9,1) OBP: 0.091, SLG: 0.162 | | |  | | | | |  | | 0 | 0 | 0 | 0 | 0 | 0 | 0 | | | | | |
| Inning Stats | R: 1 E: 0 K: 0 S: 15 | H: 2 LOB: 0 BB: 1 P: 23 | R: 0 E: 0 K: 0 S: 9 | H: 1 LOB: 0 BB: 0 P: 12 | R: 1 E: 0 K: 1 S: 9 | H: 1 LOB: 0 BB: 0 P: 13 | R: 0 E: 0 K: 0 S: 6 | H: 0 LOB: 0 BB: 0 P: 11 | R: 4 E: 0 K: 0 S: 15 | H: 3 LOB: 0 BB: 1 P: 24 | R: 0 E: 0 K: 2 S: 11 | H: 0 LOB: 1 BB: 1 P: 18 | R: 1 E: 0 K: 1 S: 6 | H: 1 LOB: 1 BB: 1 P: 13 | R: 0 E: 0 K: 3 S: 9 | H: 0 LOB: 0 BB: 0 P: 13 | 1B: 1 2B: 3 3B: 0 HR: 4 | SF: 0 SAC: 1 DP: 1 HBP: 0 | WP: 0 PB: 0 SB: 2 CS: 1 | PA: 34 | |
| PITCHER | IP | WLS | BF | H | R | ER | SO | BB | IBB | HBP | BLK | WP | HR | S | P | ERA | WHIP | | | | |
| 32 Tom Gorzelanny, L (1,1) ERA: 3.98 | 5.0 | L | 22 | 7 | 6 | 6 | 1 | 2 | 0 | 0 | 0 | 0 | 0 | 11 | 83 | 10.80 | 1.800 | | | | |
| 20 Thomas Diamond, R (6,1) ERA: 6.23 | 1.0 | | 4 | 0 | 0 | 0 | 2 | 1 | 0 | 0 | 0 | 0 | 0 | 1 | 18 | 0.00 | 1.000 | | | | |
| 57 Scott Maine, L (7,1) ERA: 9.0 | 1.0 | | 5 | 1 | 1 | 1 | 1 | 1 | 0 | 0 | 0 | 0 | 1 | 6 | 13 | 9.00 | 2.000 | | | | |
| 62 Marcos Mateo, R (8,1) ERA: 9.82 | 1.0 | | 3 | 0 | 0 | 0 | 3 | 0 | 0 | 0 | 0 | 0 | 0 | 9 | 13 | 0.00 | 0.000 | | | | |

Chicago Cubs @ Cincinnati Reds
Great American Ball Park, Cincinnati, OH
Fri Aug 27 2010, 7:11 PM - 9:25 PM EDT
Att: 36,219 - Clear - 82 F

livebaseballscores.com



AB 29
R 7
H 8
RBI 7
BB 4
SO 7
LOB 4

| Batter | 1 | 2 | 3 | 4 | 5 | 6 | 7 | 8 | 9 | AB | R | H | RBI | BB | SO | LOB | TOP | | | | | | | |
|--|---|---|---|---|---|---|---|---|---|---|---|---|---|---|---|---|--|---|---|---|---|---|---|---|
| 9 Blake DeWitt, L (1,4) OBP: 0.352, SLG: 0.388 | | | | | | | | | | 4 | 0 | 1 | 0 | 0 | 0 | 1 | Chicago Cubs @ Cincinnati Reds Great American Ball Park, Cincinnati, OH Sat Aug 28 2010, 7:10 PM - 9:40 PM EDT Att. 41,292 - Clear - 85 F | | | | | | | |
| 13 Starlin Castro, R (1,6) OBP: 0.353, SLG: 0.431 | | | | | | | | | | 4 | 0 | 0 | 0 | 0 | 3 | 2 | | | | | | | | |
| 24 Marlon Byrd, R (1,8) OBP: 0.360, SLG: 0.446 | | | | | | | | | | 4 | 0 | 0 | 0 | 0 | 1 | 0 | | | | | | | | |
| 16 Aramis Ramirez, R (1,5) OBP: 0.294, SLG: 0.443 | | | | | | | | | | 4 | 0 | 0 | 0 | 0 | 1 | 0 | | | | | | | | |
| 22 Xavier Nady, R (1,3) OBP: 0.321, SLG: 0.376 | | | | | | | | | | 4 | 1 | 1 | 1 | 0 | 1 | 0 | | | | | | | | |
| 21 Tyler Colvin, L (1,7) OBP: 0.317, SLG: 0.513 | | | | | | | | | | 3 | 1 | 1 | 0 | 0 | 0 | 0 | | | | | | | | |
| 1 Kosuke Fukudome, L (1,9) OBP: 0.378, SLG: 0.447 | | | | | | | | | | 3 | 1 | 2 | 2 | 0 | 0 | 0 | | | | | | | | |
| 55 Koyie Hill, S (1,2) OBP: 0.235, SLG: 0.259 | | | | | | | | | | 3 | 0 | 1 | 0 | 0 | 1 | 0 | | | | | | | | |
| 36 Randy Wells, R (1,1) OBP: 0.186, SLG: 0.214 | | | | | | | | | | 1 | 0 | 0 | 0 | 0 | 0 | 0 | | | | | | | | |
| 40 James Russell, L (7,1) | | | | | | | | | | 0 | 0 | 0 | 0 | 0 | 0 | 0 | | | | | | | | |
| 12 Alfonso Soriano, R (6,PH) OBP: 0.316, SLG: 0.510 | | | | | | | | | | 1 | 0 | 0 | 0 | 0 | 1 | 0 | | | | | | | | |
| 48 Andrew Cashner, R (8,1) | | | | | | | | | | 0 | 0 | 0 | 0 | 0 | 0 | 0 | | | | | | | | |
| 49 Carlos Marmol, R (9,1) | | | | | | | | | | 0 | 0 | 0 | 0 | 0 | 0 | 0 | | | | | | | | |
| Inning Stats | R: 0 E: 0 K: 1 S: 10 | H: 0 LOB: 0 BB: 0 P: 13 | R: 1 E: 0 K: 0 S: 8 | H: 1 LOB: 0 BB: 0 P: 12 | R: 0 E: 0 K: 0 S: 7 | H: 1 LOB: 1 BB: 0 P: 13 | R: 0 E: 0 K: 3 S: 9 | H: 0 LOB: 0 BB: 0 P: 11 | R: 2 E: 0 K: 0 S: 13 | H: 2 LOB: 0 BB: 0 P: 19 | R: 0 E: 0 K: 1 S: 9 | H: 0 LOB: 0 BB: 0 P: 11 | R: 0 E: 0 K: 0 S: 9 | H: 1 LOB: 1 BB: 0 P: 13 | R: 0 E: 0 K: 3 S: 12 | H: 1 LOB: 1 BB: 0 P: 15 | R: 0 E: 0 K: 0 S: 5 | H: 0 LOB: 0 BB: 0 P: 5 | 1B: 4 2B: 0 3B: 0 HR: 2 | SF: 0 SAC: 1 DP: 0 HBP: 0 | WP: 0 PB: 0 SB: 0 CS: 1 | PA: 33 | | |
| PITCHER | IP WLS BF H R ER SO BB IBB HBP BLK WP HR S P ERA WHIP | IP WLS BF H R ER SO BB IBB HBP BLK WP HR S P ERA WHIP | IP WLS BF H R ER SO BB IBB HBP BLK WP HR S P ERA WHIP | IP WLS BF H R ER SO BB IBB HBP BLK WP HR S P ERA WHIP | IP WLS BF H R ER SO BB IBB HBP BLK WP HR S P ERA WHIP | IP WLS BF H R ER SO BB IBB HBP BLK WP HR S P ERA WHIP | IP WLS BF H R ER SO BB IBB HBP BLK WP HR S P ERA WHIP | IP WLS BF H R ER SO BB IBB HBP BLK WP HR S P ERA WHIP | IP WLS BF H R ER SO BB IBB HBP BLK WP HR S P ERA WHIP | IP WLS BF H R ER SO BB IBB HBP BLK WP HR S P ERA WHIP | IP WLS BF H R ER SO BB IBB HBP BLK WP HR S P ERA WHIP | IP WLS BF H R ER SO BB IBB HBP BLK WP HR S P ERA WHIP | IP WLS BF H R ER SO BB IBB HBP BLK WP HR S P ERA WHIP | IP WLS BF H R ER SO BB IBB HBP BLK WP HR S P ERA WHIP | IP WLS BF H R ER SO BB IBB HBP BLK WP HR S P ERA WHIP | IP WLS BF H R ER SO BB IBB HBP BLK WP HR S P ERA WHIP | IP WLS BF H R ER SO BB IBB HBP BLK WP HR S P ERA WHIP | IP WLS BF H R ER SO BB IBB HBP BLK WP HR S P ERA WHIP | IP WLS BF H R ER SO BB IBB HBP BLK WP HR S P ERA WHIP | IP WLS BF H R ER SO BB IBB HBP BLK WP HR S P ERA WHIP | IP WLS BF H R ER SO BB IBB HBP BLK WP HR S P ERA WHIP | IP WLS BF H R ER SO BB IBB HBP BLK WP HR S P ERA WHIP | IP WLS BF H R ER SO BB IBB HBP BLK WP HR S P ERA WHIP | IP WLS BF H R ER SO BB IBB HBP BLK WP HR S P ERA WHIP |

Chicago Cubs @ Cincinnati Reds
Great American Ball Park, Cincinnati, OH
Sat Aug 28 2010, 7:10 PM - 9:40 PM EDT
Att. 41,292 - Clear - 85 F

AB 31
R 3
H 6
RBI 3
BB 0
SO 8
LOB 3



| Batter | 1 | 2 | 3 | 4 | 5 | 6 | 7 | 8 | 9 | AB | R | H | RBI | BB | SO | LOB | BOTTOM | | | | | | | |
|---|---|---|---|---|---|---|---|---|---|---|---|---|---|---|---|---|--|---|---|---|---|---|---|---|
| 32 Jay Bruce, L (1,9) OBP: 0.340, SLG: 0.451 | | | | | | | | | | 3 | 0 | 1 | 0 | 1 | 2 | 1 | Chicago Cubs @ Cincinnati Reds Great American Ball Park, Cincinnati, OH Sat Aug 28 2010, 7:10 PM - 9:40 PM EDT Att. 41,292 - Clear - 85 F | | | | | | | |
| 3 Chris Valaika, R (1,4) OBP: 0.394, SLG: 0.727 | | | | | | | | | | 4 | 0 | 1 | 0 | 0 | 1 | 3 | | | | | | | | |
| 19 Joey Volto, L (1,3) OBP: 0.423, SLG: 0.604 | | | | | | | | | | 4 | 1 | 1 | 1 | 0 | 1 | 2 | | | | | | | | |
| 27 Scott Rolen, R (1,5) OBP: 0.366, SLG: 0.528 | | | | | | | | | | 3 | 1 | 1 | 0 | 1 | 1 | 0 | | | | | | | | |
| 31 Jonny Gomes, R (1,7) OBP: 0.324, SLG: 0.426 | | | | | | | | | | 4 | 0 | 1 | 0 | 0 | 0 | 1 | | | | | | | | |
| 29 Ryan Hanigan, R (1,2) OBP: 0.380, SLG: 0.412 | | | | | | | | | | 4 | 0 | 2 | 1 | 0 | 0 | 1 | | | | | | | | |
| 6 Drew Stubbs, R (1,8) OBP: 0.303, SLG: 0.408 | | | | | | | | | | 4 | 0 | 0 | 0 | 0 | 1 | 4 | | | | | | | | |
| 7 Paul Janish, R (1,6) OBP: 0.356, SLG: 0.396 | | | | | | | | | | 4 | 0 | 0 | 0 | 0 | 1 | 2 | | | | | | | | |
| 61 Bronson Arroyo, R (1,1) OBP: 0.172, SLG: 0.196 | | | | | | | | | | 2 | 0 | 0 | 0 | 0 | 0 | 1 | | | | | | | | |
| 25 Juan Francisco, L (7,PH) OBP: 0.333, SLG: 0.391 | | | | | | | | | | 1 | 0 | 0 | 0 | 0 | 1 | 0 | | | | | | | | |
| 40 Nick Masset, R (8,1) | | | | | | | | | | 0 | 0 | 0 | 0 | 0 | 0 | 0 | | | | | | | | |
| 55 Ramon Hernandez, R (PH) OBP: 0.359, SLG: 0.438 | | | | | | | | | | 1 | 0 | 0 | 0 | 0 | 0 | 0 | | | | | | | | |
| Inning Stats | R: 0 E: 0 K: 0 S: 3 | H: 0 LOB: 0 BB: 1 P: 10 | R: 0 E: 0 K: 2 S: 16 | H: 1 LOB: 1 BB: 0 P: 26 | R: 0 E: 0 K: 0 S: 9 | H: 1 LOB: 1 BB: 0 P: 11 | R: 1 E: 0 K: 0 S: 13 | H: 1 LOB: 1 BB: 1 P: 23 | R: 0 E: 0 K: 2 S: 11 | H: 0 LOB: 1 BB: 0 P: 15 | R: 1 E: 0 K: 0 S: 9 | H: 3 LOB: 2 BB: 0 P: 15 | R: 0 E: 0 K: 0 S: 7 | H: 1 LOB: 0 BB: 0 P: 8 | R: 0 E: 0 K: 1 S: 7 | H: 0 LOB: 0 BB: 0 P: 10 | 1B: 5 2B: 1 3B: 0 HR: 1 | SF: 0 SAC: 0 DP: 1 HBP: 0 | WP: 0 PB: 0 SB: 0 CS: 0 | PA: 36 | | | | |
| PITCHER | IP WLS BF H R ER SO BB IBB HBP BLK WP HR S P ERA WHIP | IP WLS BF H R ER SO BB IBB HBP BLK WP HR S P ERA WHIP | IP WLS BF H R ER SO BB IBB HBP BLK WP HR S P ERA WHIP | IP WLS BF H R ER SO BB IBB HBP BLK WP HR S P ERA WHIP | IP WLS BF H R ER SO BB IBB HBP BLK WP HR S P ERA WHIP | IP WLS BF H R ER SO BB IBB HBP BLK WP HR S P ERA WHIP | IP WLS BF H R ER SO BB IBB HBP BLK WP HR S P ERA WHIP | IP WLS BF H R ER SO BB IBB HBP BLK WP HR S P ERA WHIP | IP WLS BF H R ER SO BB IBB HBP BLK WP HR S P ERA WHIP | IP WLS BF H R ER SO BB IBB HBP BLK WP HR S P ERA WHIP | IP WLS BF H R ER SO BB IBB HBP BLK WP HR S P ERA WHIP | IP WLS BF H R ER SO BB IBB HBP BLK WP HR S P ERA WHIP | IP WLS BF H R ER SO BB IBB HBP BLK WP HR S P ERA WHIP | IP WLS BF H R ER SO BB IBB HBP BLK WP HR S P ERA WHIP | IP WLS BF H R ER SO BB IBB HBP BLK WP HR S P ERA WHIP | IP WLS BF H R ER SO BB IBB HBP BLK WP HR S P ERA WHIP | IP WLS BF H R ER SO BB IBB HBP BLK WP HR S P ERA WHIP | IP WLS BF H R ER SO BB IBB HBP BLK WP HR S P ERA WHIP | IP WLS BF H R ER SO BB IBB HBP BLK WP HR S P ERA WHIP | IP WLS BF H R ER SO BB IBB HBP BLK WP HR S P ERA WHIP | IP WLS BF H R ER SO BB IBB HBP BLK WP HR S P ERA WHIP | IP WLS BF H R ER SO BB IBB HBP BLK WP HR S P ERA WHIP | IP WLS BF H R ER SO BB IBB HBP BLK WP HR S P ERA WHIP | IP WLS BF H R ER SO BB IBB HBP BLK WP HR S P ERA WHIP |

Chicago Cubs @ Cincinnati Reds
Great American Ball Park, Cincinnati, OH
Sat Aug 28 2010, 7:10 PM - 9:40 PM EDT
Att. 41,292 - Clear - 85 F

AB 34
R 2
H 7
RBI 2
BB 2
SO 8
LOB 15



| Batter | 1 | 2 | 3 | 4 | 5 | 6 | 7 | 8 | 9 | AB | R | H | RBI | BB | SO | LOB | TOP | | | | | |
|---|---|--|--|--|--|--|------------------------------|----------------------------------|-------------------------------|----------------------------------|------------------------------|---------------------------------|------------------------------|---------------------------------|-------------------------------|----------------------------------|------------------------------|---------------------------------|-----------------------------------|------------------------------------|--|--|
| 28 Jeff Baker, R OBP: 0.283, SLG: 0.378 | | | | | | | | | | 4 | 0 | 2 | 0 | 1 | 1 | 1 | | | | | | |
| 13 Starlin Castro, R OBP: 0.353, SLG: 0.430 | | | | | | | | | | 5 | 0 | 2 | 1 | 0 | 0 | 3 | | | | | | |
| 24 Marlon Byrd, R OBP: 0.361, SLG: 0.448 | | | | | | | | | | 5 | 1 | 2 | 0 | 0 | 2 | 2 | | | | | | |
| 16 Aramis Ramirez, R OBP: 0.293, SLG: 0.440 | | | | | | | | | | 5 | 0 | 1 | 0 | 0 | 0 | 1 | | | | | | |
| 22 Xavier Nady, R OBP: 0.322, SLG: 0.377 | | | | | | | | | | 5 | 1 | 2 | 0 | 0 | 2 | 3 | | | | | | |
| 12 Alfonso Soriano, R OBP: 0.315, SLG: 0.510 | | | | | | | | | | 4 | 0 | 1 | 1 | 0 | 1 | 4 | | | | | | |
| 45 Sean Marshall, L | | | | | | | | | | 0 | 0 | 0 | 0 | 0 | 0 | 0 | | | | | | |
| 48 Andrew Cashner, R | | | | | | | | | | 0 | 0 | 0 | 0 | 0 | 0 | 0 | | | | | | |
| 9 Blake DeWitt, L | | | | | | | | | | 1 | 0 | 0 | 0 | 0 | 0 | 0 | | | | | | |
| 18 Geovany Soto, R OBP: 0.401, SLG: 0.507 | | | | | | | | | | 3 | 1 | 2 | 1 | 1 | 0 | 1 | | | | | | |
| 1 Kosuke Fukudome, L | | | | | | | | | | 3 | 1 | 1 | 2 | 1 | 0 | 2 | | | | | | |
| 27 Casey Coleman, L | | | | | | | | | | 3 | 1 | 0 | 0 | 0 | 2 | 4 | | | | | | |
| 62 Marcos Mateo, R | | | | | | | | | | 0 | 0 | 0 | 0 | 0 | 0 | 0 | | | | | | |
| 21 Tyler Colvin, L | | | | | | | | | | 1 | 0 | 1 | 0 | 0 | 0 | 0 | | | | | | |
| Inning Stats | R: 0 E: 0 K: 1 S: 17 | H: 3 LOB: 3 BB: 0 P: 26 | R: 1 E: 0 K: 0 S: 9 | H: 2 LOB: 2 BB: 1 P: 20 | R: 0 E: 0 K: 1 S: 7 | H: 1 LOB: 1 BB: 0 P: 11 | R: 0 E: 0 K: 1 S: 8 | H: 1 LOB: 2 BB: 1 P: 14 | R: 2 E: 0 K: 1 S: 13 | H: 3 LOB: 2 BB: 1 P: 22 | R: 0 E: 0 K: 1 S: 8 | H: 0 LOB: 0 BB: 0 P: 8 | R: 0 E: 0 K: 1 S: 5 | H: 0 LOB: 0 BB: 0 P: 8 | R: 2 E: 0 K: 1 S: 15 | H: 4 LOB: 1 BB: 0 P: 20 | R: 0 E: 0 K: 1 S: 6 | H: 0 LOB: 0 BB: 0 P: 9 | 1B: 10 2B: 3 3B: 0 HR: 1 | SF: 0 SAC: 0 DP: 1 HBP: 0 | WP: 0 PA: 42 PB: 0 SB: 0 CS: 0 | |
| PITCHER | IP WLS BF H R ER SO BB IBB HBP BLK WP HR S P ERA WHIP | 5.0 27 10 3 3 4 2 1 0 0 0 0 54 93 5.40 2.400 | 2.0 6 0 0 0 2 0 0 0 0 0 0 13 19 0.00 0.000 | 0.1 B 5 4 2 2 1 0 0 0 0 0 0 1 12 16 54.00 12.000 | 0.2 W 1 0 0 0 0 0 0 0 0 0 0 0 3 4 0.00 0.000 | 1.0 S 3 0 0 0 1 0 0 0 0 0 0 0 6 9 0.00 0.000 | | | | | | | | | | | | | | | | |

Chicago Cubs @ Cincinnati Reds
Great American Ball Park, Cincinnati, OH
Sun Aug 29 2010, 1:11 PM - 4:01 PM EDT
Att: 30,809 - Sunny - 89 F

AB 39
R 5
H 14
RBI 5
BB 3
SO 8
LOB 21

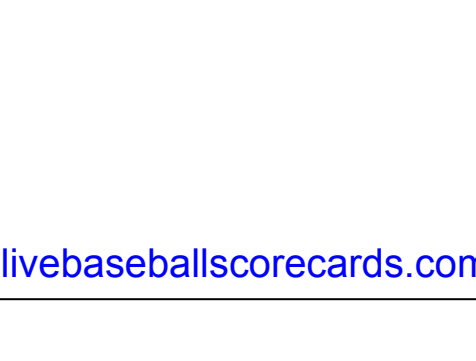


livebaseballscores.com

AB 36
R 7
H 14
RBI 6
BB 0
SO 3
LOB 14

Chicago Cubs @ Cincinnati Reds
Great American Ball Park, Cincinnati, OH
Sun Aug 29 2010, 1:11 PM - 4:01 PM EDT
Att: 30,809 - Sunny - 89 F

AB 36
R 7
H 14
RBI 6
BB 0
SO 3
LOB 14



livebaseballscores.com

| Batter | 1 | 2 | 3 | 4 | 5 | 6 | 7 | 8 | 9 | AB | R | H | RBI | BB | SO | LOB | TOP | | | | | |
|---|--|----------------------------------|---------------------------------------|-----------------------------------|---------------------------------------|---|--------------------------------------|-------------------------------------|--------------------------------------|----------------------------------|---|----------------------------------|--------------------------------------|----------------------------------|---------------------------------------|----------------------------------|---|----------------------------------|----------------------------------|------------------------------------|----------------------------------|--------|
| 22 Andrew McCutchen, R OBP: 0.341, SLG: 0.429 | | | | | | | | | | 3 | 0 | 1 | 0 | 2 | 2 | 1 | Pittsburgh Pirates @ Chicago Cubs Wrigley Field, Chicago, IL Mon Aug 30 2010, 7:08 PM - 10:16 PM CDT Att: 29,538 - Partly Cloudy - 83 F | | | | | |
| 31 Jose Tabata, R OBP: 0.356, SLG: 0.415 | | | | | | | | | | 5 | 0 | 0 | 0 | 0 | 1 | 4 | | | | | | |
| 18 Neil Walker, S OBP: 0.341, SLG: 0.454 | | | | | | | | | | 4 | 2 | 1 | 0 | 0 | 1 | 2 | | | | | | |
| 46 Garrett Jones, L OBP: 0.306, SLG: 0.414 | | | | | | | | | 4 | 0 | 2 | 0 | 0 | 1 | 2 | | | | | | | |
| 24 Pedro Alvarez, L OBP: 0.315, SLG: 0.407 | | | | | | | | | 4 | 0 | 1 | 1 | 0 | 2 | 4 | | | | | | | |
| 41 Ryan Doumit, S OBP: 0.330, SLG: 0.420 | | | | | | | | | 2 | 0 | 0 | 1 | 2 | 0 | 1 | | | | | | | |
| 85 Lastings Milledge, R OBP: 0.329, SLG: 0.376 | | | | | | | | | 4 | 0 | 0 | 0 | 0 | 1 | 4 | | | | | | | |
| 5 Ronny Cedeno, R OBP: 0.290, SLG: 0.362 | | | | | | | | | | 4 | 0 | 1 | 0 | 0 | 1 | 2 | | | | | | |
| 28 Paul Maholm, L OBP: 0.118, SLG: 0.190 | | | | | | | | | | 1 | 0 | 0 | 0 | 0 | 1 | 0 | | | | | | |
| 15 Andy LaRoche, R OBP: 0.286, SLG: 0.286 | | | | | | | | | | 1 | 0 | 0 | 0 | 0 | 1 | 0 | | | | | | |
| 71 Brian Burres, L OBP: 0.331, SLG: 0.331 | | | | | | | | | | 1 | 0 | 0 | 0 | 0 | 1 | 0 | | | | | | |
| 36 Wilfredo Ledezma, L OBP: 0.321, SLG: 0.336 | | | | | | | | | | 1 | 0 | 0 | 0 | 0 | 1 | 0 | | | | | | |
| Inning Stats | R: 0 H: 2 E: 0 K: 2 S: 18 | H: 2 LOB: 2 BB: 0 P: 29 | R: 0 H: 0 E: 0 K: 1 S: 11 | H: 0 LOB: 0 BB: 0 P: 17 | R: 0 H: 0 E: 0 K: 2 S: 12 | H: 0 LOB: 1 BB: 1 P: 19 | R: 0 H: 1 E: 0 K: 0 S: 5 | H: 1 LOB: 1 BB: 1 P: 10 | R: 0 H: 0 E: 0 K: 1 S: 9 | H: 0 LOB: 2 BB: 1 P: 19 | R: 1 H: 1 E: 1 K: 2 S: 20 | H: 1 LOB: 2 BB: 1 P: 35 | R: 0 H: 0 E: 0 K: 2 S: 9 | H: 0 LOB: 0 BB: 0 P: 14 | R: 1 H: 1 E: 1 K: 1 S: 14 | H: 1 LOB: 1 BB: 0 P: 20 | R: 0 H: 1 E: 0 K: 1 S: 10 | H: 1 LOB: 1 BB: 0 P: 15 | 1B: 4 2B: 2 3B: 0 HR: 0 | SF: 0 SAC: 0 DP: 0 HBP: 0 | WP: 0 PB: 0 SB: 1 CS: 0 | PA: 38 |
| PITCHER | IP: 5.1 WLS: W BF: 24 ERA: 4.36 | H: 4 R: 1 ER: 0 SO: 7 | BB: 4 IBB: 0 HBP: 0 BLK: 0 | WP: 0 HR: 0 S: 63 P: 112 | ERA: 0.00 WHIP: 1.500 | IP: 1.2 WLS: 0 BF: 5 ERA: 5.69 | H: 0 R: 0 ER: 0 SO: 3 | BB: 0 IBB: 0 HBP: 0 BLK: 0 | WP: 0 HR: 0 S: 21 P: 31 | ERA: 0.00 WHIP: 0.000 | IP: 1.0 WLS: 1 BF: 5 ERA: 4.65 | H: 1 R: 1 ER: 1 SO: 1 | BB: 0 IBB: 0 HBP: 0 BLK: 0 | WP: 0 HR: 0 S: 14 P: 15 | ERA: 0.00 WHIP: 1.000 | | | | | | | |

| | |
|-----|----|
| AB | 34 |
| R | 2 |
| H | 6 |
| RBI | 2 |
| BB | 4 |
| SO | 12 |
| LOB | 21 |



| Batter | 1 | 2 | 3 | 4 | 5 | 6 | 7 | 8 | 9 | AB | R | H | RBI | BB | SO | LOB | BOTTOM | | | |
|---|--|----------------------------------|---------------------------------------|----------------------------------|--------------------------------------|---|---------------------------------------|-------------------------------------|---------------------------------------|----------------------------------|--|----------------------------------|---------------------------------------|----------------------------------|--------------------------------------|---|---|-------------------------------------|----------------------------------|--------------------------|
| 28 Jeff Baker, R OBP: 0.291, SLG: 0.386 | | | | | | | | | | 4 | 2 | 2 | 2 | 1 | 0 | 0 | Pittsburgh Pirates @ Chicago Cubs Wrigley Field, Chicago, IL Mon Aug 30 2010, 7:08 PM - 10:16 PM CDT Att: 29,538 - Partly Cloudy - 83 F | | | |
| 13 Starlin Castro, R OBP: 0.356, SLG: 0.438 | | | | | | | | | | 5 | 3 | 3 | 0 | 0 | 1 | | | | | |
| 24 Marion Byrd, R OBP: 0.361, SLG: 0.449 | | | | | | | | | | 5 | 2 | 2 | 2 | 0 | 2 | | | | | |
| 16 Aramis Ramirez, R OBP: 0.297, SLG: 0.444 | | | | | | | | | | 3 | 1 | 2 | 4 | 0 | 0 | | | | | |
| 6 Micah Hoffpauir, L OBP: 0.143, SLG: 0.214 | | | | | | | | | | 1 | 1 | 1 | 0 | 0 | 0 | | | | | |
| 22 Xavier Nady, R OBP: 0.325, SLG: 0.384 | | | | | | | | | | 4 | 0 | 2 | 1 | 0 | 1 | 2 | | | | |
| 15 Darwin Barney, R OBP: 0.190, SLG: 0.286 | | | | | | | | | | 1 | 0 | 1 | 1 | 0 | 0 | 0 | | | | |
| 12 Alfonso Soriano, R OBP: 0.316, SLG: 0.510 | | | | | | | | | | 4 | 1 | 1 | 1 | 1 | 1 | 4 | | | | |
| 21 Tyler Colvin, L OBP: 0.317, SLG: 0.510 | | | | | | | | | | 5 | 1 | 1 | 0 | 0 | 2 | 5 | | | | |
| 55 Koyie Hill, S OBP: 0.240, SLG: 0.264 | | | | | | | | | | 5 | 2 | 2 | 1 | 0 | 0 | 0 | | | | |
| 38 Carlos Zambrano, S OBP: 0.216, SLG: 0.306 | | | | | | | | | | 2 | 1 | 1 | 2 | 0 | 1 | 0 | | | | |
| 20 Thomas Diamond, R OBP: 0.306, SLG: 0.306 | | | | | | | | | | 1 | 0 | 0 | 0 | 0 | 1 | 0 | | | | |
| 40 James Russell, L OBP: 0.190, SLG: 0.286 | | | | | | | | | | 1 | 0 | 0 | 0 | 0 | 1 | 0 | | | | |
| 57 Scott Maine, L OBP: 0.190, SLG: 0.286 | | | | | | | | | | 0 | 0 | 0 | 0 | 0 | 0 | 0 | | | | |
| Inning Stats | R: 2 H: 3 E: 0 K: 0 S: 13 | H: 3 LOB: 2 BB: 0 P: 26 | R: 0 H: 1 E: 0 K: 1 S: 10 | H: 1 LOB: 1 BB: 0 P: 17 | R: 0 H: 0 E: 0 K: 2 S: 7 | H: 0 LOB: 0 BB: 0 P: 10 | R: 7 H: 7 E: 0 K: 1 S: 18 | H: 7 LOB: 1 BB: 1 P: 33 | R: 4 H: 5 E: 0 K: 1 S: 19 | H: 5 LOB: 2 BB: 1 P: 29 | R: 0 H: 0 E: 0 K: 1 S: 8 | H: 0 LOB: 0 BB: 0 P: 16 | R: 1 H: 2 E: 0 K: 1 S: 14 | H: 2 LOB: 1 BB: 0 P: 22 | R: 0 H: 0 E: 0 K: 2 S: 9 | H: 0 LOB: 0 BB: 0 P: 12 | 1B: 8 2B: 9 3B: 0 HR: 1 | SF: 0 SAC: 1 DP: 0 HBP: 1 | WP: 0 PB: 0 SB: 1 CS: 0 | PA: 45 |
| PITCHER | IP: 3.1 WLS: L BF: 21 ERA: 5.18 | H: 8 R: 8 ER: 8 SO: 8 | BB: 1 IBB: 0 HBP: 0 BLK: 0 | WP: 0 HR: 0 S: 40 P: 73 | ERA: 21.60 WHIP: 3.000 | IP: 0.2 WLS: 0 BF: 4 ERA: 5.72 | H: 2 R: 1 ER: 1 SO: 1 | BB: 0 IBB: 0 HBP: 0 BLK: 0 | WP: 0 HR: 0 S: 8 P: 13 | ERA: 13.50 WHIP: 3.000 | IP: 3.0 WLS: 0 BF: 17 ERA: 5.31 | H: 7 R: 5 ER: 5 SO: 3 | BB: 1 IBB: 0 HBP: 0 BLK: 0 | WP: 0 HR: 0 S: 41 P: 67 | ERA: 15.00 WHIP: 2.667 | IP: 1.0 WLS: 0 BF: 3 ERA: 6.91 | H: 0 R: 0 ER: 0 SO: 2 | BB: 0 IBB: 0 HBP: 0 BLK: 0 | WP: 0 HR: 0 S: 9 P: 12 | ERA: 0.00 WHIP: 0.000 |



| Batter | 1 | 2 | 3 | 4 | 5 | 6 | 7 | 8 | 9 | AB | R | H | RBI | BB | SO | LOB | TOP | | | | | |
|---|---|---|---|---|---|---|---|---|---|--|--|-------------------------------------|--|--|--|----------------------------------|--|-------------------------------|----------------------------------|----------------------------------|------------------------------------|----------------------------------|
| 22 Andrew McCutchen, R (1.8) OBP: 0.354, SLG: 0.433 | | | | | | | | | | 4 | 0 | 1 | 2 | 1 | 0 | 0 | Pittsburgh Pirates @ Chicago Cubs Wrigley Field, Chicago, IL Wed Sep 01 2010, 1:22 PM - 4:31 PM CDT Att: 33,555 - Partly Cloudy - 78 F | | | | | |
| 31 Jose Tabata, R (1.7) OBP: 0.350, SLG: 0.420 | | | | | | | | | | 4 | 0 | 0 | 0 | 0 | 1 | 3 | | | | | | |
| 18 Neil Walker, S (1.4) OBP: 0.352, SLG: 0.487 | | | | | | | | | | 5 | 1 | 3 | 1 | 0 | 1 | 2 | | | | | | |
| 46 Garrett Jones, L (1.3) OBP: 0.308, SLG: 0.416 | | | | | | | | | | 3 | 0 | 0 | 0 | 2 | 2 | 3 | | | | | | |
| 24 Pedro Alvarez, L (1.5) OBP: 0.311, SLG: 0.400 | | | | | | | | | | 4 | 0 | 0 | 0 | 1 | 2 | 3 | | | | | | |
| 41 Ryan Doumit, S (1.9) OBP: 0.329, SLG: 0.413 | | | | | | | | | | 4 | 1 | 0 | 0 | 1 | 2 | 2 | | | | | | |
| 5 Ronny Cedeno, R (1.6) OBP: 0.292, SLG: 0.368 | | | | | | | | | | 4 | 0 | 2 | 0 | 0 | 1 | 1 | | | | | | |
| 19 Chris Snyder, R (1.2) OBP: 0.331, SLG: 0.398 | | | | | | | | | | 3 | 0 | 0 | 0 | 1 | 2 | 3 | | | | | | |
| 53 James McDonald, L (1.1) 14 John Bowker, L (6.0) 34 Daniel McCutchen, R (6.1) 36 Wilfredo Ledezma, L (7.1) 61 Chan Ho Park, R (7.1) 24 Delwyn Young, S (8.0) Joel Hanrahan, R (8.1) | | | | | | | | | | 1 | 1 | 0 | 0 | 1 | 0 | 1 | | | | | | |
| Inning Stats | R: 0 E: 0 K: 1 S: 10 | H: 1 LOB: 2 BB: 1 P: 20 | R: 0 E: 0 K: 0 S: 7 | H: 1 LOB: 1 BB: 0 P: 11 | R: 1 E: 0 K: 0 S: 7 | H: 1 LOB: 0 BB: 0 P: 13 | R: 0 E: 0 K: 2 S: 10 | H: 0 LOB: 0 BB: 0 P: 16 | R: 1 E: 0 K: 2 S: 14 | H: 1 LOB: 2 BB: 1 P: 24 | R: 0 E: 0 K: 1 S: 11 | H: 1 LOB: 2 BB: 2 P: 22 | R: 0 E: 0 K: 1 S: 11 | H: 1 LOB: 1 BB: 0 P: 15 | R: 1 E: 0 K: 3 S: 21 | H: 0 LOB: 3 BB: 3 P: 36 | | R: 0 E: 0 K: 2 S: 10 | H: 0 LOB: 1 BB: 1 P: 16 | 1B: 2 2B: 3 3B: 0 HR: 1 | SF: 0 SAC: 0 DP: 1 HBP: 1 | WP: 0 PB: 0 SB: 0 CS: 0 |
| PITCHER | IP WLS BF H R ER SO BB IBB HBP BLK WP HR S P ERA WHIP | IP WLS BF H R ER SO BB IBB HBP BLK WP HR S P ERA WHIP | IP WLS BF H R ER SO BB IBB HBP BLK WP HR S P ERA WHIP | IP WLS BF H R ER SO BB IBB HBP BLK WP HR S P ERA WHIP | IP WLS BF H R ER SO BB IBB HBP BLK WP HR S P ERA WHIP | IP WLS BF H R ER SO BB IBB HBP BLK WP HR S P ERA WHIP | IP WLS BF H R ER SO BB IBB HBP BLK WP HR S P ERA WHIP | IP WLS BF H R ER SO BB IBB HBP BLK WP HR S P ERA WHIP | IP WLS BF H R ER SO BB IBB HBP BLK WP HR S P ERA WHIP | 32 Tom Gorzelanny, L (1.1) ERA: 3.9 | 20 Thomas Diamond, R (3.1) ERA: 8.1 | 57 Scott Maine, L (5.1) ERA: 2.7 | 48 Andrew Cashner, R (6.1) ERA: 5.8 | 45 Sean Marshall, L (7.1) ERA: 2.81 | 49 Carlos Marmol, R (8.1) ERA: 3.13 | 0.00 1.125 | 10.80 1.800 | 0.00 2.000 | 0.00 1.000 | 0.00 2.250 | | |

| Batter | 1 | 2 | 3 | 4 | 5 | 6 | 7 | 8 | 9 | AB | R | H | RBI | BB | SO | LOB | BOTTOM | | | |
|---|---|---|---|---|---|---|---|---|---|---|--|--|---------------------------------------|-------------------------------------|-------------------------------|----------------------------------|--|------------------------------------|----------------------------------|--------|
| 9 Blake DeWitt, L (1.4) OBP: 0.343, SLG: 0.377 | | | | | | | | | | 4 | 0 | 0 | 0 | 0 | 1 | 1 | Pittsburgh Pirates @ Chicago Cubs Wrigley Field, Chicago, IL Wed Sep 01 2010, 1:22 PM - 4:31 PM CDT Att: 33,555 - Partly Cloudy - 78 F | | | |
| 45 Sean Marshall, L (7.1) OBP: 0.294, SLG: 0.440 | | | | | | | | | | 0 | 0 | 0 | 0 | 0 | 0 | 0 | | | | |
| 16 Aramis Ramirez, R (8.5) OBP: 0.294, SLG: 0.440 | | | | | | | | | | 1 | 0 | 0 | 0 | 0 | 1 | 0 | | | | |
| 13 Starlin Castro, R (1.6) OBP: 0.381, SLG: 0.439 | | | | | | | | | | 4 | 2 | 2 | 0 | 0 | 0 | 0 | | | | |
| 1 Kosuke Fukudome, L (1.9) OBP: 0.386, SLG: 0.468 | | | | | | | | | | 3 | 2 | 3 | 1 | 1 | 0 | 0 | | | | |
| 6 Micah Hoffpauir, L (1.3) OBP: 0.211, SLG: 0.316 | | | | | | | | | | 4 | 0 | 1 | 1 | 0 | 1 | 4 | | | | |
| 21 Tyler Colvin, L (1.8) OBP: 0.313, SLG: 0.503 | | | | | | | | | | 4 | 0 | 1 | 1 | 0 | 1 | 4 | | | | |
| 12 Alfonso Soriano, R (1.7) OBP: 0.318, SLG: 0.507 | | | | | | | | | | 2 | 0 | 0 | 0 | 1 | 1 | 1 | | | | |
| 48 Andrew Cashner, R (6.1) ERA: 7.8 | | | | | | | | | | 0 | 0 | 0 | 0 | 0 | 0 | 0 | | | | |
| 28 Jeff Baker, R (7.5) ERA: 5.44 | | | | | | | | | | 1 | 0 | 1 | 1 | 0 | 0 | 0 | | | | |
| 49 Carlos Marmol, R (8.1) ERA: 3.75 | | | | | | | | | | 0 | 0 | 0 | 0 | 0 | 0 | 0 | | | | |
| 15 Darwin Barney, R (1.5) OBP: 0.259, SLG: 0.333 | | | | | | | | | | 4 | 1 | 2 | 0 | 0 | 1 | 5 | | | | |
| 55 Koyie Hill, S (1.2) OBP: 0.251, SLG: 0.304 | | | | | | | | | | 4 | 0 | 1 | 1 | 0 | 1 | 3 | | | | |
| 32 Tom Gorzelanny, R (1.1) OBP: 0.135, SLG: 0.135 | | | | | | | | | | 1 | 0 | 0 | 0 | 0 | 0 | 1 | | | | |
| 20 Thomas Diamond, R (3.1) ERA: 8.1 | | | | | | | | | | 1 | 0 | 0 | 0 | 0 | 1 | 1 | | | | |
| 57 Scott Maine, L (5.1) ERA: 2.7 | | | | | | | | | | 0 | 0 | 0 | 0 | 0 | 0 | 0 | | | | |
| 22 Xavier Nady, R (6.3) OBP: 0.321, SLG: 0.378 | | | | | | | | | | 2 | 0 | 0 | 0 | 0 | 1 | 0 | | | | |
| Inning Stats | R: 0 E: 0 K: 1 S: 11 | H: 0 LOB: 1 BB: 1 P: 17 | R: 1 E: 0 K: 2 S: 10 | H: 2 LOB: 1 BB: 0 P: 16 | R: 2 E: 0 K: 1 S: 12 | H: 3 LOB: 1 BB: 0 P: 23 | R: 0 E: 0 K: 2 S: 11 | H: 1 LOB: 1 BB: 0 P: 15 | R: 0 E: 0 K: 0 S: 15 | H: 2 LOB: 3 BB: 1 P: 27 | R: 0 E: 0 K: 0 S: 7 | H: 0 LOB: 0 BB: 0 P: 9 | R: 2 E: 0 K: 1 S: 13 | H: 3 LOB: 2 BB: 0 P: 19 | R: 0 E: 0 K: 2 S: 10 | H: 0 LOB: 0 BB: 0 P: 12 | 1B: 7 2B: 4 3B: 0 HR: 0 | SF: 0 SAC: 0 DP: 0 HBP: 1 | WP: 2 PB: 0 SB: 2 CS: 0 | PA: 38 |
| PITCHER | IP WLS BF H R ER SO BB IBB HBP BLK WP HR S P ERA WHIP | IP WLS BF H R ER SO BB IBB HBP BLK WP HR S P ERA WHIP | IP WLS BF H R ER SO BB IBB HBP BLK WP HR S P ERA WHIP | IP WLS BF H R ER SO BB IBB HBP BLK WP HR S P ERA WHIP | IP WLS BF H R ER SO BB IBB HBP BLK WP HR S P ERA WHIP | IP WLS BF H R ER SO BB IBB HBP BLK WP HR S P ERA WHIP | IP WLS BF H R ER SO BB IBB HBP BLK WP HR S P ERA WHIP | IP WLS BF H R ER SO BB IBB HBP BLK WP HR S P ERA WHIP | IP WLS BF H R ER SO BB IBB HBP BLK WP HR S P ERA WHIP | 53 James McDonald, R (1.1) ERA: 5.62 | 34 Daniel McCutchen, R (6.1) ERA: 5.6 | 36 Wilfredo Ledezma, L (7.1) ERA: 7.8 | 61 Chan Ho Park, R (7.1) ERA: 5.44 | Joel Hanrahan, R (8.1) ERA: 3.75 | 0.00 5.40 | 9.00 6.000 | 0.00 13.500 | 0.00 0.000 | 0.00 2.250 | |



| Batter | 1 | 2 | 3 | 4 | 5 | 6 | 7 | 8 | 9 | AB | R | H | RBI | BB | SO | LOB | TOP | | | | | | | | | | |
|---|---|--|--|--|---|--|--------------------------------------|---------------------------------|---------------------------------------|---------------------------------|---------------------------------------|---------------------------------|--------------------------------------|---------------------------------|---------------------------------------|---------------------------------|--|------------------------------------|----------------------------------|--------|---|---|----|----|------|-------|-------|
| 16 Angel Pagán, S OBP: 0.350, SLG: 0.448 | | | | | | | | | | 5 | 2 | 3 | 0 | 0 | 0 | 2 | New York Mets @ Chicago Cubs Wrigley Field, Chicago, IL Fri Sep 03 2010, 1:22 PM - 3:57 PM CDT Att: 31,424 - Cloudy - 66 F | | | | | | | | | | |
| 21 Lucas Duda, L OBP: 0.154, SLG: 0.167 | | | | | | | | | | 4 | 1 | 1 | 1 | 1 | 1 | 3 | | | | | | | | | | | |
| 23 Chris Carter, L OBP: 0.315, SLG: 0.371 | | | | | | | | | | 2 | 0 | 0 | 0 | 1 | 0 | 2 | | | | | | | | | | | |
| 15 Carlos Beltrán, S OBP: 0.317, SLG: 0.329 | | | | | | | | | | 2 | 0 | 0 | 0 | 0 | 0 | 1 | | | | | | | | | | | |
| 5 David Wright, R OBP: 0.366, SLG: 0.512 | | | | | | | | | | 5 | 2 | 3 | 3 | 0 | 1 | 0 | | | | | | | | | | | |
| 29 Ike Davis, L OBP: 0.337, SLG: 0.419 | | | | | | | | | | 3 | 0 | 1 | 0 | 2 | 1 | 2 | | | | | | | | | | | |
| 12 Joaquin Arias, R OBP: 0.287, SLG: 0.333 | | | | | | | | | | 4 | 0 | 0 | 1 | 1 | 1 | 5 | | | | | | | | | | | |
| 30 Josh Thole, L OBP: 0.369, SLG: 0.384 | | | | | | | | | | 4 | 0 | 0 | 0 | 1 | 1 | 5 | | | | | | | | | | | |
| 11 Rubén Tejada, R OBP: 0.275, SLG: 0.213 | | | | | | | | | | 3 | 0 | 1 | 0 | 0 | 1 | 0 | | | | | | | | | | | |
| 19 Mike Hesselman, R OBP: 0.292, SLG: 0.295 | | | | | | | | | | 1 | 0 | 0 | 0 | 0 | 0 | 1 | | | | | | | | | | | |
| 36 Manny Acosta, R OBP: 0.357, SLG: 0.539 | | | | | | | | | | 1 | 1 | 1 | 1 | 0 | 0 | 0 | | | | | | | | | | | |
| 3 Luis Hernandez, S OBP: 0.357, SLG: 0.539 | | | | | | | | | | 1 | 1 | 1 | 1 | 0 | 0 | 0 | | | | | | | | | | | |
| Inning Stats | R: 3 H: 3 E: 0 K: 1 S: 13 | H: 3 R: 1 BB: 1 P: 23 | R: 0 H: 1 E: 0 K: 1 S: 7 | H: 1 R: 0 LOB: 1 P: 12 | R: 0 H: 0 E: 0 K: 1 S: 8 | H: 0 R: 0 LOB: 1 P: 15 | R: 0 H: 1 E: 0 K: 0 S: 7 | H: 1 R: 0 LOB: 2 P: 13 | R: 0 H: 1 E: 0 K: 1 S: 16 | H: 2 R: 0 LOB: 1 P: 20 | R: 1 H: 1 E: 0 K: 1 S: 13 | H: 1 R: 0 LOB: 1 P: 22 | R: 1 H: 1 E: 0 K: 1 S: 9 | H: 1 R: 0 LOB: 0 P: 10 | R: 0 H: 0 E: 0 K: 1 S: 12 | H: 0 R: 0 LOB: 1 P: 20 | 1B: 6 2B: 2 3B: 0 HR: 2 | SF: 0 SAC: 0 DP: 0 HBP: 0 | WP: 0 PB: 0 SB: 0 CS: 0 | PA: 43 | | | | | | | |
| PITCHER | IP WLS BF H R ER SO BB IBB HBP BLK WP HR S P ERA WHIP | 5.2 29 8 4 4 4 4 0 0 0 0 0 0 60 103 6.35 2.118 | 0.1 W 1 0 0 0 0 0 0 0 0 0 0 0 4 7 0.00 0.000 | 1.0 H 5 1 1 1 1 1 0 0 0 0 0 0 1 13 22 9.00 2.000 | 1.0 H 4 1 1 1 1 0 0 0 0 0 0 1 9 10 9.00 1.000 | 1.0 S 4 0 0 0 1 1 0 0 0 0 0 0 12 20 0.00 1.000 | PITCHER | | | | | | | | | | IP WLS BF H R ER SO BB IBB HBP BLK WP HR S P ERA WHIP | | | | | | | | | | |
| 36 Randy Wells, R ERA: 4.56 | | | | | | | | | | | 5.2 | 29 | 8 | 4 | 4 | 4 | 4 | 0 | 0 | 0 | 0 | 0 | 0 | 60 | 103 | 6.35 | 2.118 |
| 40 James Russell, L ERA: 4.5 | | | | | | | | | | | 0.1 | W | 1 | 0 | 0 | 0 | 0 | 0 | 0 | 0 | 0 | 0 | 0 | 4 | 7 | 0.00 | 0.000 |
| 48 Andrew Cashner, R ERA: 5.88 | | | | | | | | | | | 1.0 | H | 5 | 1 | 1 | 1 | 1 | 0 | 0 | 0 | 0 | 0 | 1 | 13 | 22 | 9.00 | 2.000 |
| 45 Sean Marshall, L ERA: 2.9 | | | | | | | | | | | 1.0 | H | 4 | 1 | 1 | 1 | 0 | 0 | 0 | 0 | 0 | 1 | 9 | 10 | 9.00 | 1.000 | |
| 49 Carlos Marmol, R ERA: 3.09 | | | | | | | | | | | 1.0 | S | 4 | 0 | 0 | 0 | 1 | 1 | 0 | 0 | 0 | 0 | 12 | 20 | 0.00 | 1.000 | |
| Batter | 1 | 2 | 3 | 4 | 5 | 6 | 7 | 8 | 9 | AB | R | H | RBI | BB | SO | LOB | BOTTOM | | | | | | | | | | |
| 1 Kosuke Fukudome, L OBP: 0.382, SLG: 0.462 | | | | | | | | | | 4 | 0 | 0 | 0 | 0 | 2 | 1 | New York Mets @ Chicago Cubs Wrigley Field, Chicago, IL Fri Sep 03 2010, 1:22 PM - 3:57 PM CDT Att: 31,424 - Cloudy - 66 F | | | | | | | | | | |
| 13 Starlin Castro, R OBP: 0.382, SLG: 0.440 | | | | | | | | | | 4 | 1 | 2 | 0 | 0 | 0 | 0 | | | | | | | | | | | |
| 24 Marlon Byrd, R OBP: 0.359, SLG: 0.446 | | | | | | | | | | 4 | 1 | 2 | 0 | 0 | 0 | 1 | | | | | | | | | | | |
| 16 Aramis Ramirez, R OBP: 0.294, SLG: 0.437 | | | | | | | | | | 3 | 1 | 0 | 0 | 1 | 0 | 3 | | | | | | | | | | | |
| 22 Xavier Nady, R OBP: 0.328, SLG: 0.384 | | | | | | | | | | 4 | 2 | 3 | 1 | 0 | 1 | 0 | | | | | | | | | | | |
| 18 Geovany Soto, R OBP: 0.396, SLG: 0.500 | | | | | | | | | | 4 | 0 | 0 | 0 | 0 | 1 | 5 | | | | | | | | | | | |
| 12 Alfonso Soriano, R OBP: 0.320, SLG: 0.517 | | | | | | | | | | 4 | 1 | 2 | 3 | 0 | 0 | 2 | | | | | | | | | | | |
| 49 Carlos Marmol, R ERA: 3.09 | | | | | | | | | | 0 | 0 | 0 | 0 | 0 | 0 | 0 | | | | | | | | | | | |
| 9 Blake DeWitt, L OBP: 0.345, SLG: 0.387 | | | | | | | | | | 4 | 1 | 2 | 3 | 0 | 1 | 1 | | | | | | | | | | | |
| 36 Randy Wells, R OBP: 0.182, SLG: 0.209 | | | | | | | | | | 1 | 0 | 0 | 0 | 0 | 0 | 0 | | | | | | | | | | | |
| 40 James Russell, L ERA: 4.5 | | | | | | | | | | | | | | | | | | | | | | | | | | | |

| Batter | 1 | 2 | 3 | 4 | 5 | 6 | 7 | 8 | 9 | AB | R | H | RBI | BB | SO | LOB | TOP | | | | | |
|--|------------------------------|----------------------------------|-------------------------------|----------------------------------|------------------------------|----------------------------------|------------------------------|----------------------------------|------------------------------|----------------------------------|------------------------------|----------------------------------|------------------------------|----------------------------------|-------------------------------|----------------------------------|------------------------------|---------------------------------|----------------------------------|------------------------------------|----------------------------------|--------|
| 21 Michael Bourn, L (1, 8) OBP: 0.334, SLG: 0.331 | | | | | | | | | | 3 | 1 | 2 | 0 | 2 | 0 | 0 | | | | | | |
| 8 Jeff Keppinger, R (1, 4) OBP: 0.348, SLG: 0.393 | | | | | | | | | | 4 | 0 | 1 | 1 | 0 | 0 | 2 | | | | | | |
| 9 Hunter Pence, R (1, 9) OBP: 0.332, SLG: 0.480 | | | | | | | | | | 5 | 0 | 1 | 1 | 0 | 0 | 2 | | | | | | |
| 45 Carlos Lee, R (1, 3) OBP: 0.289, SLG: 0.420 | | | | | | | | | | 4 | 0 | 1 | 0 | 0 | 1 | 4 | | | | | | |
| 23 Chris Johnson, R (1, 5) OBP: 0.354, SLG: 0.486 | | | | | | | | | | 3 | 1 | 2 | 1 | 1 | 1 | 1 | | | | | | |
| 19 Brian Bojusevic, L (1, 7) OBP: 0.167, SLG: 0.333 | | | | | | | | | | 4 | 0 | 0 | 0 | 0 | 2 | 3 | | | | | | |
| 16 Matt Downs, R (1, 6) OBP: 0.308, SLG: 0.375 | | | | | | | | | | 2 | 1 | 1 | 0 | 1 | 0 | 0 | | | | | | |
| 18 Anderson Hernandez, 3B, PH (8, PH) | | | | | | | | | | 1 | 0 | 0 | 0 | 0 | 0 | 0 | | | | | | |
| 59 Wilton Lopez, R (8, 1) | | | | | | | | | | 0 | 0 | 0 | 0 | 0 | 0 | 0 | | | | | | |
| 15 Jason Castro, L (1, 2) OBP: 0.297, SLG: 0.301 | | | | | | | | | | 3 | 1 | 1 | 0 | 1 | 0 | 0 | | | | | | |
| 51 Wandy Rodriguez, S (1, 1) OBP: 0.207, SLG: 0.214 | | | | | | | | | | 3 | 0 | 0 | 0 | 0 | 0 | 4 | | | | | | |
| 27 Geoff Blum, S (8, PH) OBP: 0.308, SLG: 0.329 | | | | | | | | | | 1 | 0 | 0 | 0 | 0 | 1 | 0 | | | | | | |
| 12 Tommy Manzella, R (8, 6) OBP: 0.261, SLG: 0.254 | | | | | | | | | | 0 | 0 | 0 | 0 | 0 | 0 | 0 | | | | | | |
| Inning Stats | R: 0 E: 0 K: 0 S: 9 | H: 1 LOB: 1 BB: 0 P: 13 | R: 4 E: 1 K: 1 S: 19 | H: 4 LOB: 2 BB: 2 P: 38 | R: 0 E: 0 K: 1 S: 9 | H: 2 LOB: 2 BB: 1 P: 21 | R: 0 E: 0 K: 1 S: 9 | H: 1 LOB: 1 BB: 0 P: 16 | R: 0 E: 0 K: 0 S: 6 | H: 0 LOB: 0 BB: 1 P: 14 | R: 0 E: 0 K: 0 S: 9 | H: 0 LOB: 1 BB: 1 P: 15 | R: 0 E: 0 K: 2 S: 9 | H: 1 LOB: 1 BB: 0 P: 16 | R: 0 E: 0 K: 1 S: 10 | H: 0 LOB: 0 BB: 0 P: 12 | R: 0 E: 0 K: 0 S: 6 | H: 0 LOB: 0 BB: 0 P: 8 | 1B: 6 2B: 2 3B: 0 HR: 1 | SF: 0 SAC: 1 DP: 2 HBP: 0 | WP: 1 PB: 0 SB: 1 CS: 0 | PA: 39 |
| PITCHER | IP | WLS | BF | H | R | ER | SO | BB | IBB | HBP | BLK | WP | HR | S | P | ERA | WHIP | | | | | |
| 27 Casey Coleman, R (1, 1) ERA: 5.81 | 6.0 | | 29 | 8 | 4 | 4 | 2 | 5 | 0 | 0 | 0 | 1 | 1 | 61 | 117 | 6.00 | 2.167 | | | | | |
| 62 Marcos Mateo, R (7, 1) ERA: 9.49 | 1.0 | | 4 | 1 | 0 | 0 | 2 | 0 | 0 | 0 | 0 | 0 | 0 | 9 | 16 | 0.00 | 1.000 | | | | | |
| 48 Andrew Cashner, R (8, 1) ERA: 5.82 | 1.0 | W | 3 | 0 | 0 | 0 | 1 | 0 | 0 | 0 | 0 | 0 | 0 | 10 | 12 | 0.00 | 0.000 | | | | | |
| 49 Carlos Marmol, R (9, 1) ERA: 2.98 | 1.0 | S | 3 | 0 | 0 | 0 | 0 | 0 | 0 | 0 | 0 | 0 | 0 | 6 | 8 | 0.00 | 0.000 | | | | | |

Houston Astros @ Chicago Cubs
Wrigley Field, Chicago, IL
Mon Sep 06 2010, 1:23 PM - 3:47 PM CDT
Att: 31,647 - Cloudy - 79 F

| | |
|-----|----|
| AB | 33 |
| R | 4 |
| H | 9 |
| RBI | 3 |
| BB | 5 |
| SO | 5 |
| LOB | 16 |



| Batter | 1 | 2 | 3 | 4 | 5 | 6 | 7 | 8 | 9 | AB | R | H | RBI | BB | SO | LOB | BOTTOM | | | | |
|---|------------------------------|----------------------------------|------------------------------|---------------------------------|-------------------------------|----------------------------------|------------------------------|----------------------------------|-------------------------------|----------------------------------|------------------------------|---------------------------------|-------------------------------|----------------------------------|-------------------------------|----------------------------------|----------------------------------|------------------------------------|----------------------------------|--------|--|
| 28 Jeff Baker, R (1, 5) OBP: 0.313, SLG: 0.408 | | | | | | | | | | 4 | 0 | 2 | 1 | 0 | 0 | 2 | | | | | |
| 9 Blake DeWitt, L (1, 4) OBP: 0.346, SLG: 0.384 | | | | | | | | | | 4 | 1 | 1 | 0 | 0 | 0 | 1 | | | | | |
| 24 Marion Byrd, R (1, 8) OBP: 0.362, SLG: 0.452 | | | | | | | | | | 4 | 1 | 1 | 2 | 0 | 2 | 3 | | | | | |
| 18 Geovany Soto, R (1, 2) OBP: 0.399, SLG: 0.521 | | | | | | | | | | 3 | 1 | 1 | 1 | 1 | 0 | 1 | | | | | |
| 22 Xavier Nady, R (1, 3) OBP: 0.320, SLG: 0.373 | | | | | | | | | | 4 | 0 | 0 | 0 | 0 | 4 | 0 | | | | | |
| 21 Tyler Colvin, L (1, 9) OBP: 0.309, SLG: 0.498 | | | | | | | | | | 3 | 0 | 0 | 0 | 0 | 0 | 0 | | | | | |
| 12 Alfonso Soriano, R (1, 7) OBP: 0.319, SLG: 0.512 | | | | | | | | | | 3 | 0 | 0 | 0 | 0 | 0 | 0 | | | | | |
| 15 Darwin Barney, R (1, 6) OBP: 0.290, SLG: 0.355 | | | | | | | | | | 3 | 2 | 2 | 0 | 0 | 0 | 0 | | | | | |
| 27 Casey Coleman, L (1, 1) OBP: 0.083, SLG: 0.083 | | | | | | | | | | 2 | 0 | 0 | 0 | 0 | 2 | 2 | | | | | |
| 62 Marcos Mateo, R (7, 1) ERA: 9.49 | | | | | | | | | | 0 | 0 | 0 | 0 | 0 | 0 | 0 | | | | | |
| 53 Wellington Castillo, R (7, PH) OBP: 0.296, SLG: 0.429 | | | | | | | | | | 1 | 0 | 1 | 0 | 0 | 0 | 0 | | | | | |
| 48 Andrew Cashner, R (8, 1) ERA: 5.82 | | | | | | | | | | 0 | 0 | 0 | 0 | 0 | 0 | 0 | | | | | |
| 49 Carlos Marmol, R (9, 1) ERA: 2.98 | | | | | | | | | | 0 | 0 | 0 | 0 | 0 | 0 | 0 | | | | | |
| Inning Stats | R: 0 E: 0 K: 0 S: 8 | H: 2 LOB: 1 BB: 0 P: 14 | R: 0 E: 0 K: 1 S: 7 | H: 0 LOB: 0 BB: 0 P: 9 | R: 3 E: 1 K: 1 S: 15 | H: 2 LOB: 0 BB: 1 P: 26 | R: 0 E: 0 K: 1 S: 7 | H: 0 LOB: 0 BB: 0 P: 10 | R: 1 E: 0 K: 2 S: 13 | H: 2 LOB: 1 BB: 0 P: 18 | R: 0 E: 0 K: 1 S: 6 | H: 0 LOB: 0 BB: 0 P: 6 | R: 0 E: 0 K: 0 S: 10 | H: 1 LOB: 1 BB: 0 P: 14 | R: 1 E: 0 K: 2 S: 11 | H: 1 LOB: 0 BB: 0 P: 15 | 1B: 5 2B: 1 3B: 0 HR: 2 | SF: 0 SAC: 0 DP: 1 HBP: 0 | WP: 1 PB: 1 SB: 0 CS: 1 | PA: 33 | |
| PITCHER | IP | WLS | BF | H | R | ER | SO | BB | IBB | HBP | BLK | WP | HR | S | P | ERA | WHIP | | | | |
| 51 Wandy Rodriguez, L (1, 1) ERA: 3.61 | 7.0 | | 28 | 7 | 4 | 1 | 6 | 1 | 0 | 0 | 0 | 0 | 1 | 66 | 97 | 1.29 | 1.143 | | | | |
| 59 Wilton Lopez, R (8, 1) ERA: 3.15 | 1.0 | L | 4 | 1 | 1 | 1 | 2 | 0 | 0 | 0 | 0 | 0 | 1 | 11 | 15 | 9.00 | 1.000 | | | | |

Houston Astros @ Chicago Cubs
Wrigley Field, Chicago, IL
Mon Sep 06 2010, 1:23 PM - 3:47 PM CDT
Att: 31,647 - Cloudy - 79 F

| | |
|-----|----|
| AB | 31 |
| R | 5 |
| H | 8 |
| RBI | 4 |
| BB | 1 |
| SO | 8 |
| LOB | 9 |



| Batter | 1 | 2 | 3 | 4 | 5 | 6 | 7 | 8 | 9 | AB | R | H | RBI | BB | SO | LOB | TOP | | | |
|--|---|---|--|--|--|----------------------------------|------------------------------|---------------------------------|-------------------------------|----------------------------------|------------------------------|----------------------------------|------------------------------|----------------------------------|------------------------------|----------------------------------|----------------------------------|------------------------------------|--|--|
| 21 Michael Bourn, L (1, 8) OBP: 0.335, SLG: 0.337 | G6-3 | G5-3 | | | G6-3 | G6-3 | | | G3 | 4 | 0 | 0 | 0 | 1 | 0 | 1 | | | | |
| 8 Jeff Keppinger, R (1, 4) OBP: 0.349, SLG: 0.393 | 1B | | G5-3 | | 1B | G6-3 | | | G5-3 | 5 | 1 | 2 | 1 | 0 | 0 | 2 | | | | |
| 9 Hunter Pence, R (1, 9) OBP: 0.332, SLG: 0.484 | F8 | | | HR | 1B | G6-3 | | | P4 | 4 | 1 | 1 | 1 | 1 | 0 | 3 | | | | |
| 45 Carlos Lee, R (1, 7) OBP: 0.285, SLG: 0.413 | E6 | | F8 | | L6 | | | | F8 | 4 | 0 | 0 | 0 | 0 | 0 | 3 | | | | |
| 11 Jason Bourgeois, R (9, 7) OBP: 0.321, SLG: 0.314 | | | F8 | | | | | | | 0 | 0 | 0 | 0 | 0 | 0 | 0 | | | | |
| 23 Chris Johnson, R (1, 5) OBP: 0.355, SLG: 0.485 | K | | 2B | | 1B | | | | K | 4 | 0 | 2 | 1 | 0 | 2 | 2 | | | | |
| 29 Brett Wallace, L (1, 3) OBP: 0.284, SLG: 0.258 | | K | F9 | | F7 | | | | K | 4 | 0 | 0 | 0 | 0 | 2 | 3 | | | | |
| 12 Tommy Manzella, R (1, 6) OBP: 0.265, SLG: 0.263 | | 2B | | | P3 | | | | F9 | 4 | 2 | 2 | 0 | 0 | 0 | 0 | | | | |
| 55 Humberto Quintero, R (1, 2) OBP: 0.261, SLG: 0.308 | | 1B | | | G5-3 | 1B | | | F9 | 4 | 0 | 2 | 1 | 0 | 0 | 0 | | | | |
| 39 Brett Myers, R (1, 1) OBP: 0.287, SLG: 0.196 | | 1B | | | G5-3 | 2B | | | F9 | 2 | 0 | 0 | 0 | 0 | 1 | 2 | | | | |
| 18 Anderson Hernandez, S (8, PH) OBP: 0.286, SLG: 0.290 | | SH2-4 | | | F9 | | | | K | 2 | 0 | 0 | 0 | 0 | 0 | 0 | | | | |
| 58 Fernando Abad, L (8, PH) OBP: 0.286, SLG: 0.290 | | | | | F9 | | | | K | 0 | 0 | 0 | 0 | 0 | 0 | 0 | | | | |
| 22 Matt Lindstrom, R (8, 1) OBP: 0.286, SLG: 0.290 | | | | | F9 | | | | K | 0 | 0 | 0 | 0 | 0 | 0 | 0 | | | | |
| 48 Tim Byrdak, L (9, 1) OBP: 0.286, SLG: 0.290 | | | | | F9 | | | | K | 0 | 0 | 0 | 0 | 0 | 0 | 0 | | | | |
| 59 Wilton Lopez, R (9, 1) OBP: 0.286, SLG: 0.290 | | | | | F9 | | | | K | 0 | 0 | 0 | 0 | 0 | 0 | 0 | | | | |
| Inning Stats | R: 0 E: 1 K: 1 S: 11 | H: 1 LOB: 2 BB: 0 P: 14 | R: 1 E: 0 K: 1 S: 11 | H: 2 LOB: 1 BB: 0 P: 18 | R: 1 E: 0 K: 0 S: 10 | H: 2 LOB: 1 BB: 0 P: 15 | R: 0 E: 0 K: 0 S: 5 | H: 0 LOB: 0 BB: 0 P: 8 | R: 1 E: 0 K: 1 S: 11 | H: 2 LOB: 2 BB: 1 P: 23 | R: 0 E: 0 K: 2 S: 8 | H: 0 LOB: 0 BB: 0 P: 12 | R: 0 E: 0 K: 1 S: 8 | H: 0 LOB: 0 BB: 0 P: 12 | R: 0 E: 0 K: 0 S: 8 | H: 0 LOB: 0 BB: 0 P: 13 | 1B: 5 2B: 3 3B: 0 HR: 1 | SF: 0 SAC: 1 DP: 0 HBP: 0 | WP: 0 PA: 39 PB: 0 SB: 0 CS: 0 | |
| PITCHER | IP WLS BF H R ER SO BB IBB HBP BLK WP HR S P ERA WHIP | 6.0 L 30 9 4 4 3 1 1 0 0 0 1 60 98 6.00 1.667 | 7.1 1.2 5 0 0 0 2 0 0 0 0 0 0 12 18 0.00 0.000 | 8.3 0.1 1 0 0 0 1 0 0 0 0 0 0 4 6 0.00 0.000 | 8.1 2.87 1.0 3 0 0 0 0 0 0 0 0 0 8 13 0.00 0.000 | | | | | | | | | | | | | | | |

Houston Astros @ Chicago Cubs
Wrigley Field, Chicago, IL
Wed Sep 08 2010, 7:06 PM - 9:39 PM CDT
Att: 33,623 - Clear - 61 F

AB 36
R 4
H 9
RBI 4
BB 2
SO 6
LOB 16



| Batter | 1 | 2 | 3 | 4 | 5 | 6 | 7 | 8 | 9 | AB | R | H | RBI | BB | SO | LOB | BOTTOM | | | | |
|--|---|--|--|--|--|--|------------------------------|----------------------------------|-------------------------------|----------------------------------|------------------------------|----------------------------------|-------------------------------|----------------------------------|-------------------------------|----------------------------------|-------------------------------|----------------------------------|----------------------------------|------------------------------------|--|
| 9 Blake DeWitt, L (1, 4) OBP: 0.341, SLG: 0.377 | G4-3 | | | F9 | | G4-3 | | | 1B | 4 | 0 | 1 | 0 | 0 | 0 | 0 | | | | | |
| 13 Starlin Castro, R (1, 6) OBP: 0.359, SLG: 0.436 | K | | | G4-3 | | E5 | | | 1B | 4 | 0 | 1 | 0 | 0 | 1 | 0 | | | | | |
| 24 Marlon Byrd, R (1, 8) OBP: 0.358, SLG: 0.447 | G6-3 | | | L6 | | G6-3 | | | 1B | 4 | 0 | 0 | 0 | 0 | 0 | 3 | | | | | |
| 22 Xavier Nady, R (1, 3) OBP: 0.314, SLG: 0.366 | | K | | F9 | | F8 | | | K | 4 | 0 | 0 | 0 | 0 | 2 | 2 | | | | | |
| 21 Tyler Colvin, L (1, 9) OBP: 0.310, SLG: 0.504 | | K2-3 | | K | | 2B | | | P6 | 4 | 0 | 1 | 0 | 0 | 2 | 0 | | | | | |
| 18 Geovany Soto, R (1, 2) OBP: 0.401, SLG: 0.519 | | K | | BB | | 1B | | | G6-3 | 3 | 0 | 1 | 0 | 1 | 1 | 0 | | | | | |
| 12 Alfonso Soriano, R (1, 7) OBP: 0.318, SLG: 0.509 | | | | F8 | | P4 | | | L8 | 4 | 0 | 1 | 0 | 0 | 0 | 2 | | | | | |
| 15 Darwin Barney, R (1, 5) OBP: 0.270, SLG: 0.324 | | | | K | | 1B | | | | 2 | 0 | 0 | 0 | 0 | 1 | 2 | | | | | |
| 6 Micah Hoffpauir, L (7, PH) OBP: 0.240, SLG: 0.292 | | | | K | | G6-3 | | | K | 1 | 0 | 0 | 0 | 0 | 1 | 2 | | | | | |
| 19 Bobby Seales, S (8, 5) OBP: 0.240, SLG: 0.292 | | | | K | | G6-3 | | | K | 0 | 0 | 0 | 0 | 0 | 0 | 0 | | | | | |
| 36 Randy Wells, R (1, 1) OBP: 0.178, SLG: 0.205 | | | | G5-3 | | K | | | F9 | 1 | 0 | 0 | 0 | 0 | 0 | 0 | | | | | |
| 5 Sam Fuld, L (8, PH) OBP: 0.178, SLG: 0.205 | | | | G5-3 | | K | | | F9 | 1 | 0 | 0 | 0 | 0 | 0 | 0 | | | | | |
| 62 Marcos Mateo, R (7, 1) OBP: 0.178, SLG: 0.205 | | | | G5-3 | | K | | | F9 | 0 | 0 | 0 | 0 | 0 | 0 | 0 | | | | | |
| 45 Sean Marshall, L (8, 1) OBP: 0.178, SLG: 0.205 | | | | G5-3 | | K | | | F9 | 0 | 0 | 0 | 0 | 0 | 0 | 0 | | | | | |
| 26 Jeff Baker, R (8, PH) OBP: 0.178, SLG: 0.205 | | | | G5-3 | | K | | | F9 | 1 | 0 | 0 | 0 | 0 | 0 | 0 | | | | | |
| 64 Justin Berg, R (9, 1) OBP: 0.178, SLG: 0.205 | | | | G5-3 | | K | | | F9 | 0 | 0 | 0 | 0 | 0 | 0 | 0 | | | | | |
| Inning Stats | R: 0 E: 0 K: 1 S: 8 | H: 0 LOB: 0 BB: 0 P: 11 | R: 0 E: 0 K: 3 S: 10 | H: 0 LOB: 0 BB: 0 P: 14 | R: 0 E: 0 K: 1 S: 8 | H: 0 LOB: 0 BB: 0 P: 12 | R: 0 E: 0 K: 0 S: 7 | H: 0 LOB: 0 BB: 0 P: 12 | R: 0 E: 0 K: 1 S: 12 | H: 1 LOB: 2 BB: 1 P: 20 | R: 0 E: 1 K: 1 S: 9 | H: 0 LOB: 1 BB: 0 P: 15 | R: 0 E: 0 K: 1 S: 10 | H: 2 LOB: 2 BB: 0 P: 17 | R: 0 E: 0 K: 1 S: 14 | H: 2 LOB: 2 BB: 0 P: 24 | R: 0 E: 0 K: 0 S: 10 | H: 0 LOB: 0 BB: 0 P: 13 | 1B: 4 2B: 1 3B: 0 HR: 0 | SF: 0 SAC: 0 DP: 0 HBP: 0 | WP: 0 PA: 34 PB: 0 SB: 0 CS: 0 |
| PITCHER | IP WLS BF H R ER SO BB IBB HBP BLK WP HR S P ERA WHIP | 7.0 W 26 3 0 0 0 1 0 0 0 0 0 64 101 0.00 0.571 | 8.1 0.1 2 1 0 0 0 1 0 0 0 0 0 4 7 0.00 3.000 | 8.1 0.2 3 1 0 0 1 0 0 0 0 0 0 10 17 0.00 1.500 | 8.1 0.1 1 0 0 0 0 0 0 0 0 0 0 3 4 0.00 0.000 | 8.1 0.2 2 0 0 0 0 0 0 0 0 0 0 7 9 0.00 0.000 | | | | | | | | | | | | | | | |

Houston Astros @ Chicago Cubs
Wrigley Field, Chicago, IL
Wed Sep 08 2010, 7:06 PM - 9:39 PM CDT
Att: 33,623 - Clear - 61 F

AB 33
R 0
H 5
RBI 0
BB 1
SO 9
LOB 11



| Batter | 1 | 2 | 3 | 4 | 5 | 6 | 7 | 8 | 9 | AB | R | H | RBI | BB | SO | LOB | TOP | | | |
|--|---|---|---|---|---|---|---|---|---|---|---|---|---|---|---|---|---|------------------------------------|----------------------------------|--------|
| 1 Kosuke Fukudome, L (1, 9) OBP: 0.380, SLG: 0.456 | | | | | | | | | | 4 | 0 | 0 | 0 | 1 | 0 | 4 | | | | |
| 13 Starlin Castro, R (1, 6) OBP: 0.357, SLG: 0.435 | | | | | | | | | | 4 | 0 | 1 | 1 | 0 | 0 | 1 | | | | |
| 24 Marlon Byrd, R (1, 8) OBP: 0.357, SLG: 0.445 | | | | | | | | | | 5 | 0 | 1 | 0 | 0 | 1 | 2 | | | | |
| 6 Micah Hoffpauir, L (1, 3) OBP: 0.200, SLG: 0.241 | | | | | | | | | | 5 | 0 | 0 | 0 | 0 | 4 | 3 | | | | |
| 49 Carlos Marmol, R (9, 1) | | | | | | | | | | 0 | 0 | 0 | 0 | 0 | 0 | 0 | | | | |
| 18 Geovany Soto, R (1, 2) OBP: 0.396, SLG: 0.512 | | | | | | | | | | 4 | 0 | 0 | 0 | 0 | 3 | 1 | | | | |
| 12 Alfonso Soriano, R (1, 7) OBP: 0.318, SLG: 0.506 | | | | | | | | | | 3 | 0 | 0 | 0 | 1 | 1 | 0 | | | | |
| 9 Blake DeWitt, L (1, 4) OBP: 0.343, SLG: 0.375 | | | | | | | | | | 2 | 1 | 0 | 0 | 2 | 1 | 0 | | | | |
| 15 Darwin Barney, R (1, 5) OBP: 0.293, SLG: 0.341 | | | | | | | | | | 4 | 2 | 2 | 0 | 0 | 0 | 2 | | | | |
| 38 Carlos Zambrano, S (1, 1) OBP: 0.267, SLG: 0.341 | | | | | | | | | | 4 | 1 | 3 | 1 | 0 | 0 | 0 | | | | |
| 22 Xavier Nady, R (9, 3) OBP: 0.314, SLG: 0.366 | | | | | | | | | | 0 | 0 | 0 | 0 | 0 | 0 | 0 | | | | |
| Inning Stats | R: 0 E: 0 K: 1 S: 10 | H: 0 LOB: 0 BB: 0 P: 17 | R: 0 E: 0 K: 1 S: 6 | H: 0 LOB: 0 BB: 0 P: 11 | R: 2 E: 1 K: 1 S: 14 | H: 2 LOB: 1 BB: 0 P: 23 | R: 0 E: 0 K: 2 S: 12 | H: 0 LOB: 2 BB: 2 P: 24 | R: 0 E: 0 K: 1 S: 13 | H: 1 LOB: 2 BB: 1 P: 22 | R: 1 E: 0 K: 0 S: 10 | H: 1 LOB: 1 BB: 0 P: 14 | R: 1 E: 2 K: 1 S: 11 | H: 1 LOB: 1 BB: 0 P: 13 | R: 0 E: 0 K: 1 S: 5 | H: 0 LOB: 0 BB: 0 P: 9 | 1B: 7 2B: 0 3B: 0 HR: 0 | SF: 1 SAC: 0 DP: 0 HBP: 0 | WP: 1 PB: 0 SB: 0 CS: 0 | PA: 40 |
| PITCHER | IP WLS BF H R ER SO BB IBB HBP BLK WP HR S P ERA WHIP | IP WLS BF H R ER SO BB IBB HBP BLK WP HR S P ERA WHIP | IP WLS BF H R ER SO BB IBB HBP BLK WP HR S P ERA WHIP | IP WLS BF H R ER SO BB IBB HBP BLK WP HR S P ERA WHIP | IP WLS BF H R ER SO BB IBB HBP BLK WP HR S P ERA WHIP | IP WLS BF H R ER SO BB IBB HBP BLK WP HR S P ERA WHIP | IP WLS BF H R ER SO BB IBB HBP BLK WP HR S P ERA WHIP | IP WLS BF H R ER SO BB IBB HBP BLK WP HR S P ERA WHIP | IP WLS BF H R ER SO BB IBB HBP BLK WP HR S P ERA WHIP | IP WLS BF H R ER SO BB IBB HBP BLK WP HR S P ERA WHIP | IP WLS BF H R ER SO BB IBB HBP BLK WP HR S P ERA WHIP | IP WLS BF H R ER SO BB IBB HBP BLK WP HR S P ERA WHIP | IP WLS BF H R ER SO BB IBB HBP BLK WP HR S P ERA WHIP | IP WLS BF H R ER SO BB IBB HBP BLK WP HR S P ERA WHIP | IP WLS BF H R ER SO BB IBB HBP BLK WP HR S P ERA WHIP | IP WLS BF H R ER SO BB IBB HBP BLK WP HR S P ERA WHIP | IP WLS BF H R ER SO BB IBB HBP BLK WP HR S P ERA WHIP | | | |

Chicago Cubs @ Milwaukee Brewers
Miller Park, Milwaukee, WI
Fri Sep 10 2010, 7:11 PM - 9:47 PM CDT
Att: 30,975 - Clear - 64 F

| | |
|-----|----|
| AB | 35 |
| R | 4 |
| H | 7 |
| RBI | 2 |
| BB | 4 |
| SO | 10 |
| LOB | 13 |

| Batter | 1 | 2 | 3 | 4 | 5 | 6 | 7 | 8 | 9 | AB | R | H | RBI | BB | SO | LOB | BOTTOM | | | | | |
|---|---|---|---|---|---|---|---|---|---|---|---|---|---|---|---|---|---|----------------------------------|----------------------------------|------------------------------------|----------------------------------|--------|
| 23 Rickie Weeks Jr., R (1, 4) OBP: 0.363, SLG: 0.468 | | | | | | | | | | 4 | 0 | 0 | 0 | 0 | 3 | 0 | | | | | | |
| 1 Corey Hart, R (1, 9) OBP: 0.333, SLG: 0.531 | | | | | | | | | | 4 | 0 | 0 | 0 | 0 | 2 | 0 | | | | | | |
| 8 Ryan Braun, R (1, 7) OBP: 0.360, SLG: 0.482 | | | | | | | | | | 4 | 0 | 1 | 0 | 0 | 1 | 0 | | | | | | |
| 28 Prince Fielder, L (1, 3) OBP: 0.408, SLG: 0.503 | | | | | | | | | | 3 | 0 | 1 | 0 | 1 | 0 | 1 | | | | | | |
| 14 Casey McGehee, R (1, 5) OBP: 0.339, SLG: 0.465 | | | | | | | | | | 3 | 0 | 0 | 0 | 1 | 1 | 3 | | | | | | |
| 7 Chris Dickerson, L (1, 8) OBP: 0.258, SLG: 0.286 | | | | | | | | | | 2 | 0 | 0 | 0 | 1 | 0 | 2 | | | | | | |
| 21 Alcides Escobar, R (1, 6) OBP: 0.298, SLG: 0.344 | | | | | | | | | | 3 | 0 | 0 | 0 | 0 | 0 | 3 | | | | | | |
| 20 Jonathan Lucroy, R (1, 2) OBP: 0.309, SLG: 0.363 | | | | | | | | | | 3 | 0 | 1 | 0 | 0 | 0 | 1 | | | | | | |
| 31 Dave Bush, R (1, 1) OBP: 0.196, SLG: 0.149 | | | | | | | | | | 2 | 0 | 0 | 0 | 0 | 1 | 2 | | | | | | |
| 61 Brandon Kintzler, R (6, 1) | | | | | | | | | | 0 | 0 | 0 | 0 | 0 | 0 | 0 | | | | | | |
| 50 Kameron Loe, R (8, 1) | | | | | | | | | | 0 | 0 | 0 | 0 | 0 | 0 | 0 | | | | | | |
| 2 Joe Inglett, L (8, PH) OBP: 0.331, SLG: 0.402 | | | | | | | | | | 1 | 0 | 0 | 0 | 0 | 1 | 0 | | | | | | |
| 37 Mark Rogers, R (9, 1) ERA: 2.97 | | | | | | | | | | 0 | 0 | 0 | 0 | 0 | 0 | 0 | | | | | | |
| Inning Stats | R: 0 E: 0 K: 3 S: 9 | H: 0 LOB: 0 BB: 0 P: 15 | R: 0 E: 0 K: 0 S: 3 | H: 0 LOB: 2 BB: 2 P: 14 | R: 0 E: 0 K: 1 S: 10 | H: 1 LOB: 0 BB: 0 P: 12 | R: 0 E: 0 K: 0 S: 11 | H: 1 LOB: 1 BB: 0 P: 17 | R: 0 E: 0 K: 1 S: 9 | H: 0 LOB: 0 BB: 0 P: 15 | R: 0 E: 0 K: 1 S: 9 | H: 0 LOB: 0 BB: 0 P: 13 | R: 0 E: 0 K: 1 S: 6 | H: 0 LOB: 0 BB: 0 P: 9 | R: 0 E: 0 K: 1 S: 9 | H: 0 LOB: 0 BB: 0 P: 13 | R: 0 E: 1 K: 1 S: 8 | H: 1 LOB: 2 BB: 0 P: 12 | 1B: 3 2B: 1 3B: 0 HR: 0 | SF: 0 SAC: 0 DP: 2 HBP: 0 | WP: 0 PB: 0 SB: 0 CS: 0 | PA: 32 |
| PITCHER | IP WLS BF H R ER SO BB IBB HBP BLK WP HR S P ERA WHIP | IP WLS BF H R ER SO BB IBB HBP BLK WP HR S P ERA WHIP | IP WLS BF H R ER SO BB IBB HBP BLK WP HR S P ERA WHIP | IP WLS BF H R ER SO BB IBB HBP BLK WP HR S P ERA WHIP | IP WLS BF H R ER SO BB IBB HBP BLK WP HR S P ERA WHIP | IP WLS BF H R ER SO BB IBB HBP BLK WP HR S P ERA WHIP | IP WLS BF H R ER SO BB IBB HBP BLK WP HR S P ERA WHIP | IP WLS BF H R ER SO BB IBB HBP BLK WP HR S P ERA WHIP | IP WLS BF H R ER SO BB IBB HBP BLK WP HR S P ERA WHIP | IP WLS BF H R ER SO BB IBB HBP BLK WP HR S P ERA WHIP | IP WLS BF H R ER SO BB IBB HBP BLK WP HR S P ERA WHIP | IP WLS BF H R ER SO BB IBB HBP BLK WP HR S P ERA WHIP | IP WLS BF H R ER SO BB IBB HBP BLK WP HR S P ERA WHIP | IP WLS BF H R ER SO BB IBB HBP BLK WP HR S P ERA WHIP | IP WLS BF H R ER SO BB IBB HBP BLK WP HR S P ERA WHIP | IP WLS BF H R ER SO BB IBB HBP BLK WP HR S P ERA WHIP | IP WLS BF H R ER SO BB IBB HBP BLK WP HR S P ERA WHIP | | | | | |

Chicago Cubs @ Milwaukee Brewers
Miller Park, Milwaukee, WI
Fri Sep 10 2010, 7:11 PM - 9:47 PM CDT
Att: 30,975 - Clear - 64 F

| | |
|-----|----|
| AB | 29 |
| R | 0 |
| H | 3 |
| RBI | 0 |
| BB | 3 |
| SO | 9 |
| LOB | 12 |

| Batter | 1 | 2 | 3 | 4 | 5 | 6 | 7 | 8 | 9 | AB | R | H | RBI | BB | SO | LOB | TOP | | | | | |
|---|-------------------------------|----------------------------------|-------------------------------|----------------------------------|------------------------------|---------------------------------|------------------------------|----------------------------------|-------------------------------|----------------------------------|-------------------------------|----------------------------------|-------------------------------|----------------------------------|------------------------------|---------------------------------|------------------------------|----------------------------------|----------------------------------|------------------------------------|----------------------------------|--------|
| 28 Jeff Baker, R OBP: 0.314, SLG: 0.406 | | | | | | | | | | 4 | 0 | 2 | 0 | 0 | 0 | 0 | | | | | | |
| 13 Starlin Castro, R OBP: 0.354, SLG: 0.430 | | | | | | | | | | 4 | 0 | 0 | 0 | 0 | 0 | 2 | | | | | | |
| 24 Marion Byrd, R OBP: 0.356, SLG: 0.443 | | | | | | | | | | 4 | 0 | 1 | 0 | 0 | 1 | 1 | | | | | | |
| 18 Geovany Soto, R OBP: 0.392, SLG: 0.505 | | | | | | | | | | 4 | 0 | 0 | 0 | 0 | 1 | 1 | | | | | | |
| 22 Xavier Nady, R OBP: 0.314, SLG: 0.378 | | | | | | | | | | 3 | 1 | 1 | 1 | 0 | 0 | 0 | | | | | | |
| 1 Kosuke Fukudome, L OBP: 0.377, SLG: 0.451 | | | | | | | | | | 3 | 0 | 0 | 0 | 0 | 0 | 0 | | | | | | |
| 12 Alfonso Soriano, R 5 Sam Fuld, L | | | | | | | | | | 2 | 0 | 0 | 0 | 0 | 1 | 2 | AB 30 | | | | | |
| 9 Blake DeWitt, L | | | | | | | | | | 3 | 0 | 0 | 0 | 0 | 1 | 1 | R 1 | | | | | |
| 46 Ryan Dempster, R 21 Tyler Colvin, L 48 Andrew Cashner, R 45 Sean Marshall, L 49 Carlos Marmol, R | | | | | | | | | | 2 | 0 | 0 | 0 | 0 | 1 | 0 | H 4 | | | | | |
| | | | | | | | | | | 1 | 0 | 0 | 0 | 0 | 0 | 0 | RBI 1 | | | | | |
| | | | | | | | | | | 0 | 0 | 0 | 0 | 0 | 0 | 0 | BB 1 | | | | | |
| | | | | | | | | | | 0 | 0 | 0 | 0 | 0 | 0 | 0 | SO 6 | | | | | |
| | | | | | | | | | | 0 | 0 | 0 | 0 | 0 | 0 | 0 | LOB 5 | | | | | |
| Inning Stats | R: 0 E: 0 K: 1 S: 11 | H: 2 LOB: 1 BB: 0 P: 15 | R: 0 E: 0 K: 1 S: 10 | H: 0 LOB: 0 BB: 0 P: 15 | R: 0 E: 0 K: 1 S: 6 | H: 0 LOB: 0 BB: 0 P: 9 | R: 0 E: 0 K: 1 S: 8 | H: 0 LOB: 0 BB: 0 P: 12 | R: 0 E: 0 K: 1 S: 14 | H: 0 LOB: 1 BB: 0 P: 22 | R: 0 E: 0 K: 0 S: 10 | H: 1 LOB: 0 BB: 0 P: 13 | R: 1 E: 0 K: 1 S: 12 | H: 1 LOB: 0 BB: 0 P: 18 | R: 0 E: 0 K: 0 S: 9 | H: 0 LOB: 0 BB: 0 P: 9 | R: 0 E: 0 K: 0 S: 7 | H: 0 LOB: 0 BB: 0 P: 11 | 1B: 2 2B: 1 3B: 0 HR: 1 | SF: 0 SAC: 0 DP: 1 HBP: 0 | WP: 0 PB: 0 SB: 0 CS: 0 | PA: 31 |
| PITCHER | IP | WLS | BF | H | R | ER | SO | BB | IBB | HBP | BLK | WP | HR | S | P | ERA | WHIP | | | | | |
| 43 Randy Wolf, L ERA: 4.53 | 8.0 | L | 28 | 4 | 1 | 1 | 6 | 1 | 0 | 0 | 0 | 0 | 1 | 80 | 113 | 1.12 | 0.625 | | | | | |
| 41 Jeremy Jeffress, R ERA: 6.0 | 1.0 | | 3 | 0 | 0 | 0 | 0 | 0 | 0 | 0 | 0 | 0 | 0 | 7 | 11 | 0.00 | 0.000 | | | | | |

Chicago Cubs @ Milwaukee Brewers
Miller Park, Milwaukee, WI
Sat Sep 11 2010, 6:11 PM - 8:36 PM CDT
Att: 41,463 - Partly Cloudy - 71 F

livebaseballscorecards.com

| Batter | 1 | 2 | 3 | 4 | 5 | 6 | 7 | 8 | 9 | AB | R | H | RBI | BB | SO | LOB | BOTTOM | | | | | |
|---|-------------------------------|----------------------------------|------------------------------|----------------------------------|------------------------------|----------------------------------|-------------------------------|----------------------------------|------------------------------|----------------------------------|-------------------------------|----------------------------------|-------------------------------|----------------------------------|-------------------------------|----------------------------------|------------------------------|---------------------------------|----------------------------------|------------------------------------|----------------------------------|--------|
| 23 Rickie Weeks Jr., R OBP: 0.360, SLG: 0.465 | | | | | | | | | | 4 | 0 | 0 | 0 | 0 | 2 | 2 | | | | | | |
| 1 Corey Hart, R OBP: 0.333, SLG: 0.528 | | | | | | | | | | 3 | 0 | 0 | 0 | 1 | 2 | 0 | | | | | | |
| 8 Ryan Braun, R OBP: 0.358, SLG: 0.478 | | | | | | | | | | 4 | 0 | 0 | 0 | 0 | 2 | 2 | | | | | | |
| 28 Prince Fielder, L OBP: 0.406, SLG: 0.499 | | | | | | | | | | 4 | 0 | 0 | 0 | 0 | 3 | 2 | | | | | | |
| 14 Casey McGehee, R OBP: 0.340, SLG: 0.464 | | | | | | | | | | 3 | 0 | 1 | 0 | 1 | 1 | 0 | | | | | | |
| 36 Lorenzo Cain, R OBP: 0.316, SLG: 0.326 | | | | | | | | | | 3 | 0 | 0 | 0 | 1 | 1 | 1 | | | | | | |
| 21 Alcides Escobar, R OBP: 0.298, SLG: 0.344 | | | | | | | | | | 4 | 0 | 1 | 0 | 0 | 1 | 2 | AB 30 | | | | | |
| 16 George Kottaras, L OBP: 0.308, SLG: 0.413 | | | | | | | | | | 3 | 0 | 0 | 0 | 0 | 3 | | R 0 | | | | | |
| 43 Randy Wolf, L 2 Joe Inglett, L 27 Carlos Gómez, R 41 Jeremy Jeffress, R | | | | | | | | | | 2 | 0 | 1 | 0 | 0 | 0 | 0 | H 3 | | | | | |
| | | | | | | | | | | 0 | 0 | 0 | 0 | 0 | 0 | 0 | RBI 0 | | | | | |
| | | | | | | | | | | 0 | 0 | 0 | 0 | 0 | 0 | 0 | BB 3 | | | | | |
| | | | | | | | | | | 0 | 0 | 0 | 0 | 0 | 0 | 0 | SO 12 | | | | | |
| | | | | | | | | | | 0 | 0 | 0 | 0 | 0 | 0 | 0 | LOB 12 | | | | | |
| Inning Stats | R: 0 E: 0 K: 2 S: 12 | H: 0 LOB: 0 BB: 0 P: 19 | R: 0 E: 0 K: 0 S: 8 | H: 0 LOB: 2 BB: 2 P: 17 | R: 0 E: 0 K: 1 S: 8 | H: 0 LOB: 0 BB: 0 P: 11 | R: 0 E: 0 K: 2 S: 10 | H: 1 LOB: 0 BB: 0 P: 16 | R: 0 E: 0 K: 1 S: 9 | H: 1 LOB: 1 BB: 0 P: 12 | R: 0 E: 0 K: 1 S: 11 | H: 0 LOB: 0 BB: 0 P: 16 | R: 0 E: 0 K: 1 S: 11 | H: 1 LOB: 1 BB: 0 P: 14 | R: 0 E: 0 K: 3 S: 14 | H: 0 LOB: 2 BB: 1 P: 20 | R: 0 E: 0 K: 1 S: 7 | H: 0 LOB: 0 BB: 0 P: 9 | 1B: 3 2B: 0 3B: 0 HR: 0 | SF: 0 SAC: 0 DP: 0 HBP: 1 | WP: 0 PB: 0 SB: 1 CS: 0 | PA: 34 |
| PITCHER | IP | WLS | BF | H | R | ER | SO | BB | IBB | HBP | BLK | WP | HR | S | P | ERA | WHIP | | | | | |
| 46 Ryan Dempster, R ERA: 3.62 | 7.0 | W | 26 | 3 | 0 | 0 | 8 | 2 | 0 | 0 | 0 | 0 | 0 | 69 | 105 | 0.00 | 0.714 | | | | | |
| 48 Andrew Cashner, R ERA: 5.73 | 0.2 | H | 4 | 0 | 0 | 0 | 2 | 1 | 0 | 1 | 0 | 0 | 0 | 10 | 16 | 0.00 | 1.500 | | | | | |
| 45 Sean Marshall, L ERA: 2.86 | 0.1 | H | 1 | 0 | 0 | 0 | 1 | 0 | 0 | 0 | 0 | 0 | 0 | 4 | 4 | 0.00 | 0.000 | | | | | |
| 49 Carlos Marmol, R ERA: 2.93 | 1.0 | S | 3 | 0 | 0 | 0 | 1 | 0 | 0 | 0 | 0 | 0 | 0 | 7 | 9 | 0.00 | 0.000 | | | | | |

Chicago Cubs @ Milwaukee Brewers
Miller Park, Milwaukee, WI
Sat Sep 11 2010, 6:11 PM - 8:36 PM CDT
Att: 41,463 - Partly Cloudy - 71 F

livebaseballscorecards.com

| Batter | 1 | 2 | 3 | 4 | 5 | 6 | 7 | 8 | 9 | AB | R | H | RBI | BB | SO | LOB | TOP | | | | | | | | | | |
|--|------------------------------|----------------------------------|-------------------------------|----------------------------------|------------------------------|----------------------------------|-------------------------------|----------------------------------|------------------------------|---------------------------------|------------------------------|----------------------------------|-------------------------------|----------------------------------|-------------------------------|----------------------------------|---|------------------------------------|----------------------------------|--------|--|--|--|--|--|--|--|
| 9 Blake DeWitt, L (1,4) OBP: 0.337, SLG: 0.368 | G3 | | G3-1 | | | | K | | | 4 | 0 | 0 | 0 | 0 | 2 | 0 | Chicago Cubs @ Milwaukee Brewers Miller Park, Milwaukee, WI Sun Sep 12 2010, 1:11 PM - 3:43 PM CDT Att: 37,317 - Sunny - 75 F | | | | | | | | | | |
| 13 Starlin Castro, R (1,6) OBP: 0.353, SLG: 0.429 | K | | G5-3 | | | | | K | | 4 | 0 | 1 | 0 | 0 | 2 | 0 | | | | | | | | | | | |
| 1 Kosuke Fukudome, L (1,9) OBP: 0.378, SLG: 0.453 | | | K | | | | | G4-3 | | 3 | 0 | 1 | 0 | 1 | 1 | 0 | | | | | | | | | | | |
| 22 Xavier Nady, R (1,3) | P4 | | | | | | | | | 4 | 0 | 1 | 0 | 0 | 1 | 3 | | | | | | | | | | | |
| 21 Tyler Colvin, L (1,8) OBP: 0.306, SLG: 0.497 | | P6 | | | | | | | | 4 | 0 | 0 | 0 | 0 | 0 | 1 | | | | | | | | | | | |
| 18 Geovany Soto, R (1,2) OBP: 0.326, SLG: 0.503 | | | | | | | | | | 3 | 0 | 1 | 0 | 1 | 1 | 0 | | | | | | | | | | | |
| 12 Alfonso Soriano, R (1,7) OBP: 0.320, SLG: 0.502 | | | | | | | | | | 3 | 0 | 1 | 0 | 1 | 0 | 1 | | | | | | | | | | | |
| 15 Darwin Barney, R (1,5) OBP: 0.295, SLG: 0.326 | | | | | | | | | | 2 | 0 | 0 | 0 | 1 | 0 | 2 | | | | | | | | | | | |
| 16 Aramis Ramirez, R (9, PH) OBP: 0.296, SLG: 0.453 | | | | | | | | | | 1 | 0 | 0 | 0 | 0 | 0 | 1 | | | | | | | | | | | |
| 27 Casey Coleman, L (1,1) OBP: 0.271, SLG: 0.271 | | | | | | | | | | 2 | 0 | 0 | 0 | 0 | 1 | 2 | | | | | | | | | | | |
| 24 Marlon Byrd, R (7, PH) OBP: 0.289, SLG: 0.442 | | | | | | | | | | 1 | 0 | 0 | 0 | 0 | 0 | 0 | | | | | | | | | | | |
| 62 Marcos Mateo, R (7,1) | | | | | | | | | | 0 | 0 | 0 | 0 | 0 | 0 | 0 | | | | | | | | | | | |
| 40 James Russell, L (8,1) | | | | | | | | | | 0 | 0 | 0 | 0 | 0 | 0 | 0 | | | | | | | | | | | |
| 20 Thomas Diamond, R (8,1) | | | | | | | | | | 0 | 0 | 0 | 0 | 0 | 0 | 0 | | | | | | | | | | | |
| 6 Mitch Hoffbauer, L (8, PH) OBP: 0.194, SLG: 0.223 | | | | | | | | | | 1 | 0 | 0 | 0 | 0 | 1 | 1 | | | | | | | | | | | |
| Inning Stats | R: 0 E: 0 K: 1 S: 7 | H: 1 LOB: 1 BB: 0 P: 12 | R: 0 E: 0 K: 1 S: 13 | H: 0 LOB: 2 BB: 2 P: 26 | R: 0 E: 0 K: 1 S: 7 | H: 0 LOB: 0 BB: 0 P: 10 | R: 0 E: 0 K: 1 S: 13 | H: 2 LOB: 2 BB: 0 P: 19 | R: 0 E: 0 K: 0 S: 4 | H: 0 LOB: 0 BB: 0 P: 6 | R: 0 E: 0 K: 1 S: 9 | H: 0 LOB: 0 BB: 0 P: 14 | R: 0 E: 0 K: 1 S: 13 | H: 1 LOB: 1 BB: 0 P: 18 | R: 0 E: 0 K: 2 S: 12 | H: 0 LOB: 1 BB: 1 P: 18 | 1B: 4 2B: 1 3B: 0 HR: 0 | SF: 0 SAC: 0 DP: 0 HBP: 0 | WP: 1 PB: 0 SB: 0 CS: 0 | PA: 36 | | | | | | | |
| PITCHER | IP | WLS | BF | H | R | ER | SO | BB | IBB | HBP | BLK | WP | HR | S | P | ERA | WHIP | | | | | | | | | | |
| 49 Yovani Gallardo, R (1,1) ERA: 3.64 | 7.0 | W | 28 | 4 | 0 | 0 | 6 | 3 | 0 | 0 | 0 | 0 | 0 | 66 | 108 | 0.00 | 1.000 | | | | | | | | | | |
| 50 Kameron Loe, R (8,1) ERA: 2.77 | 0.2 | H | 3 | 1 | 0 | 0 | 1 | 0 | 0 | 0 | 0 | 0 | 0 | 12 | 17 | 0.00 | 1.500 | | | | | | | | | | |
| 59 John Axford, R (8,1) ERA: 2.28 | 1.1 | S | 5 | 0 | 0 | 0 | 2 | 1 | 0 | 0 | 0 | 1 | 0 | 13 | 19 | 0.00 | 0.750 | | | | | | | | | | |

| | |
|-----|----|
| AB | 32 |
| R | 0 |
| H | 5 |
| RBI | 0 |
| BB | 4 |
| SO | 9 |
| LOB | 11 |



| Batter | 1 | 2 | 3 | 4 | 5 | 6 | 7 | 8 | 9 | AB | R | H | RBI | BB | SO | LOB | BOTTOM | | | | | | | | | | |
|--|------------------------------|----------------------------------|------------------------------|----------------------------------|------------------------------|----------------------------------|------------------------------|---------------------------------|-------------------------------|----------------------------------|------------------------------|----------------------------------|------------------------------|----------------------------------|------------------------------|----------------------------------|---|------------------------------------|----------------------------------|--------|--|--|--|--|--|--|--|
| 23 Rickie Weeks Jr., R (1,4) OBP: 0.359, SLG: 0.462 | K | | G6-3 | | | | | | | 4 | 0 | 0 | 0 | 0 | 2 | 1 | Chicago Cubs @ Milwaukee Brewers Miller Park, Milwaukee, WI Sun Sep 12 2010, 1:11 PM - 3:43 PM CDT Att: 37,317 - Sunny - 75 F | | | | | | | | | | |
| 1 Corey Hart, R (1,9) OBP: 0.334, SLG: 0.526 | | | | | | | | | | 3 | 0 | 1 | 0 | 1 | 1 | 1 | | | | | | | | | | | |
| 8 Ryan Braun, R (1,7) OBP: 0.359, SLG: 0.480 | | | | | | | | | | 4 | 0 | 2 | 1 | 0 | 0 | 1 | | | | | | | | | | | |
| 28 Prince Fielder, L (1,3) OBP: 0.406, SLG: 0.497 | | | | | | | | | | 2 | 0 | 0 | 0 | 2 | 1 | 2 | | | | | | | | | | | |
| 14 Casey McGehee, R (1,5) OBP: 0.339, SLG: 0.469 | | | | | | | | | | 4 | 1 | 1 | 1 | 0 | 0 | 5 | | | | | | | | | | | |
| 36 Lorenzo Cain, R (1,8) OBP: 0.314, SLG: 0.323 | | | | | | | | | | 4 | 0 | 1 | 0 | 0 | 1 | 0 | | | | | | | | | | | |
| 21 Alcides Escobar, R (1,6) OBP: 0.296, SLG: 0.341 | | | | | | | | | | 3 | 0 | 0 | 0 | 0 | 1 | 1 | | | | | | | | | | | |
| 20 Jonathan Lucroy, R (1,2) OBP: 0.305, SLG: 0.358 | | | | | | | | | | 3 | 0 | 0 | 0 | 0 | 0 | 1 | | | | | | | | | | | |
| 49 Yovani Gallardo, R (1,1) OBP: 0.339, SLG: 0.554 | | | | | | | | | | 2 | 1 | 1 | 0 | 0 | 0 | 0 | | | | | | | | | | | |
| 24 Mat Gamel, L (7, PH) ERA: 7.63 | | | | | | | | | | 1 | 0 | 0 | 0 | 0 | 0 | 0 | | | | | | | | | | | |
| 50 Kameron Loe, R (8,1) | | | | | | | | | | 0 | 0 | 0 | 0 | 0 | 0 | 0 | | | | | | | | | | | |
| 59 John Axford, R (8,1) | | | | | | | | | | 0 | 0 | 0 | 0 | 0 | 0 | 0 | | | | | | | | | | | |
| Inning Stats | R: 0 E: 0 K: 1 S: 9 | H: 2 LOB: 1 BB: 0 P: 16 | R: 0 E: 0 K: 1 S: 7 | H: 1 LOB: 1 BB: 0 P: 11 | R: 0 E: 1 K: 0 S: 7 | H: 0 LOB: 3 BB: 2 P: 22 | R: 0 E: 0 K: 0 S: 5 | H: 0 LOB: 0 BB: 0 P: 9 | R: 1 E: 0 K: 1 S: 12 | H: 2 LOB: 2 BB: 1 P: 22 | R: 0 E: 0 K: 0 S: 8 | H: 0 LOB: 0 BB: 0 P: 11 | R: 0 E: 0 K: 1 S: 7 | H: 0 LOB: 0 BB: 0 P: 12 | R: 1 E: 0 K: 2 S: 9 | H: 1 LOB: 0 BB: 0 P: 11 | 1B: 3 2B: 2 3B: 0 HR: 1 | SF: 0 SAC: 0 DP: 1 HBP: 0 | WP: 0 PB: 0 SB: 0 CS: 0 | PA: 33 | | | | | | | |
| PITCHER | IP | WLS | BF | H | R | ER | SO | BB | IBB | HBP | BLK | WP | HR | S | P | ERA | WHIP | | | | | | | | | | |
| 27 Casey Coleman, R (1,1) ERA: 5.11 | 6.0 | L | 26 | 5 | 1 | 1 | 3 | 1 | 2 | 0 | 0 | 0 | 0 | 48 | 91 | 1.50 | 1.000 | | | | | | | | | | |
| 62 Marcos Mateo, R (7,1) ERA: 7.63 | 1.1 | | 4 | 0 | 0 | 0 | 1 | 0 | 0 | 0 | 0 | 0 | 0 | 9 | 15 | 0.00 | 0.000 | | | | | | | | | | |
| 40 James Russell, L (8,1) ERA: 5.32 | 0.1 | | 1 | 0 | 0 | 0 | 1 | 0 | 0 | 0 | 0 | 0 | 0 | 3 | 4 | 0.00 | 0.000 | | | | | | | | | | |
| 20 Thomas Diamond, R (8,1) ERA: 7.5 | 0.1 | | 2 | 1 | 1 | 1 | 1 | 0 | 0 | 0 | 0 | 0 | 1 | 4 | 4 | 27.00 | 3.000 | | | | | | | | | | |

| | |
|-----|----|
| AB | 30 |
| R | 2 |
| H | 6 |
| RBI | 2 |
| BB | 3 |
| SO | 6 |
| LOB | 12 |



| Batter | 1 | 2 | 3 | 4 | 5 | 6 | 7 | 8 | 9 | AB | R | H | RBI | BB | SO | LOB | TOP | | | | | | | | |
|---|------------------------------|---------------------------------|-------------------------------|----------------------------------|-------------------------------|----------------------------------|------------------------------|---------------------------------|------------------------------|----------------------------------|-------------------------------|----------------------------------|------------------------------|---------------------------------|-------------------------------|----------------------------------|-------------------------------|----------------------------------|----------------------------------|------------------------------------|----------------------------------|--------|--|--|--|
| 28 Jeff Baker, R OBP: 0.307, SLG: 0.396 | G5-3 | FC4-6 | G5-3 | G5-3 | F9 | F9 | F9 | F9 | | 5 | 0 | 0 | 0 | 0 | 0 | 4 | | | | | | | | | |
| 15 Darwin Barney, R OBP: 0.286, SLG: 0.313 | G5-3 | | 18 BB 12 1B 24 E | G6-3 | | G4-3 | G4-3 | G5-3 | | 5 | 1 | 1 | 0 | 0 | 0 | 0 | | | | | | | | | |
| 24 Marlon Byrd, R OBP: 0.353, SLG: 0.438 | F9 | | FC6 12 1B 18 BB | F7 | | K | K | K | | 5 | 1 | 0 | 0 | 0 | 2 | 1 | | | | | | | | | |
| 16 Aramis Ramirez, R OBP: 0.295, SLG: 0.452 | | 22 1B 18 1B | F9 | | G5-3 | G4-3 | G4-3 | P6 | | 5 | 1 | 1 | 0 | 0 | 0 | 2 | | | | | | | | | |
| 22 Xavier Nady, R OBP: 0.316, SLG: 0.377 | | 29 1B 18 1B | K | | L9 | | | 12 WP 18 1B | | 4 | 2 | 2 | 0 | 0 | 1 | 2 | | | | | | | | | |
| 18 Geovany Soto, R OBP: 0.395, SLG: 0.508 | | 29 1B | 21 HBP 12 1B | | | | | 1 1B 12 WP | | 3 | 0 | 3 | 1 | 1 | 0 | 0 | | | | | | | | | |
| 12 Alfonso Soriano, R OBP: 0.319, SLG: 0.500 | | K | 21 HBP | | P3 | | | G5-3 | | 4 | 0 | 1 | 2 | 0 | 1 | 5 | | | | | | | | | |
| 21 Tyler Colvin, L OBP: 0.307, SLG: 0.496 | | | 1-2 2-H 3-H | | | | | | | 1 | 0 | 0 | 0 | 0 | 1 | 2 | | | | | | | | | |
| 1 Kosuke Fukudome, L OBP: 0.379, SLG: 0.454 | | | HBP | | | G4-3 | | 48 SH1-3 | | 2 | 0 | 1 | 1 | 0 | 0 | 0 | | | | | | | | | |
| 29 Jeff Samardzija, R OBP: 0.333, SLG: 0.333 | | | G5-3 | | | K | | SH1-3 | | 3 | 0 | 1 | 1 | 0 | 1 | 3 | | | | | | | | | |
| 57 Scott Maine, L | | | | | | | | | | 0 | 0 | 0 | 0 | 0 | 0 | 0 | | | | | | | | | |
| 48 Andrew Cashner, R | | | | | | | | | | 0 | 0 | 0 | 0 | 0 | 0 | 0 | | | | | | | | | |
| 45 Sean Marshall, L | | | | | | | | | | 0 | 0 | 0 | 0 | 0 | 0 | 0 | | | | | | | | | |
| 49 Carlos Marmol, R | | | | | | | | | | 0 | 0 | 0 | 0 | 0 | 0 | 0 | | | | | | | | | |
| Inning Stats | R: 0 E: 0 K: 0 S: 4 | H: 0 LOB: 0 BB: 0 P: 6 | R: 2 E: 0 K: 2 S: 14 | H: 4 LOB: 2 BB: 0 P: 20 | R: 2 E: 1 K: 1 S: 17 | H: 2 LOB: 3 BB: 1 P: 28 | R: 0 E: 0 K: 0 S: 4 | H: 0 LOB: 0 BB: 0 P: 6 | R: 0 E: 0 K: 1 S: 8 | H: 1 LOB: 1 BB: 0 P: 12 | R: 0 E: 0 K: 1 S: 10 | H: 0 LOB: 0 BB: 0 P: 15 | R: 0 E: 0 K: 1 S: 6 | H: 0 LOB: 0 BB: 0 P: 7 | R: 1 E: 0 K: 0 S: 13 | H: 3 LOB: 2 BB: 0 P: 22 | R: 0 E: 0 K: 1 S: 12 | H: 0 LOB: 0 BB: 0 P: 18 | 1B: 9 2B: 1 3B: 0 HR: 0 | SF: 0 SAC: 1 DP: 0 HBP: 1 | WP: 1 PB: 0 SB: 0 CS: 0 | PA: 40 | | | |
| PITCHER | IP | WLS | BF | H | R | ER | SO | BB | IBB | HBP | BLK | WP | HR | S | P | ERA | WHIP | | | | | | | | |
| 54 Jaime Garcia, L | 6.0 | L | 28 | 7 | 4 | 2 | 4 | 1 | 0 | 1 | 0 | 0 | 0 | 57 | 87 | 3.00 | 1.333 | | | | | | | | |
| 37 Jeff Suppan, R | 1.1 | | 6 | 2 | 1 | 1 | 1 | 0 | 0 | 0 | 0 | 1 | 0 | 11 | 16 | 6.75 | 1.500 | | | | | | | | |
| 36 Dennyys Reyes, L | 0.2 | | 3 | 1 | 0 | 0 | 0 | 0 | 0 | 0 | 0 | 0 | 0 | 8 | 13 | 0.00 | 1.500 | | | | | | | | |
| 48 Mike MacDougal, R | 1.0 | | 3 | 0 | 0 | 0 | 1 | 0 | 0 | 0 | 0 | 0 | 0 | 12 | 18 | 0.00 | 0.000 | | | | | | | | |

Chicago Cubs @ St. Louis Cardinals
 Busch Stadium, St. Louis, MO
 Mon Sep 13 2010, 7:17 PM - 10:22 PM CDT
 Att: 40,720 - Clear - 79 F

livebaseballscores.com

AB 37
 R 5
 H 10
 RBI 5
 BB 1
 SO 6
 LOB 19



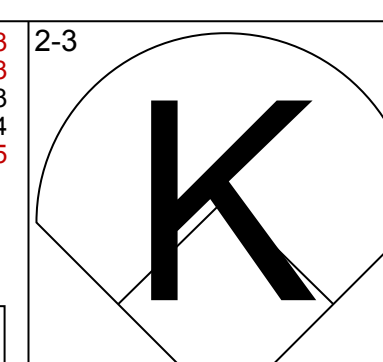
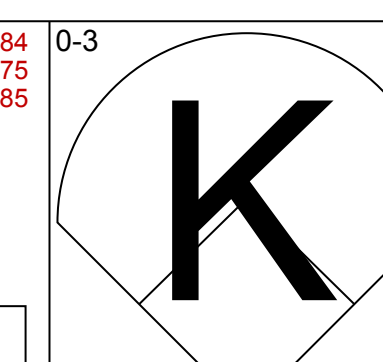
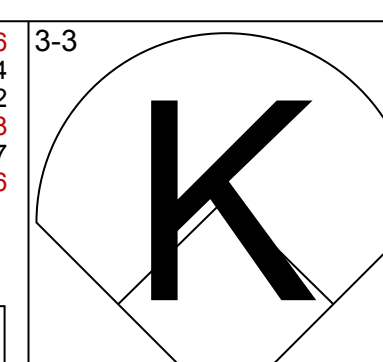
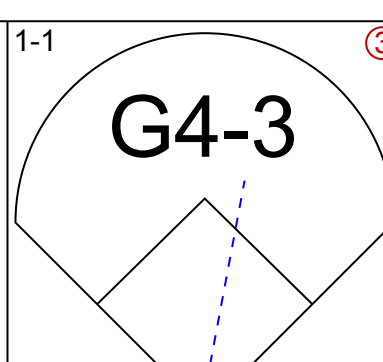
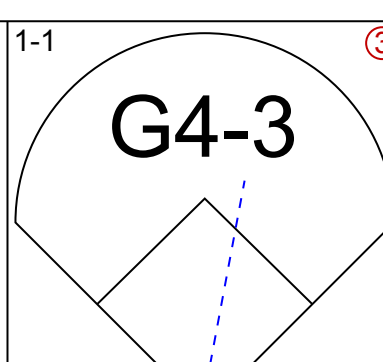
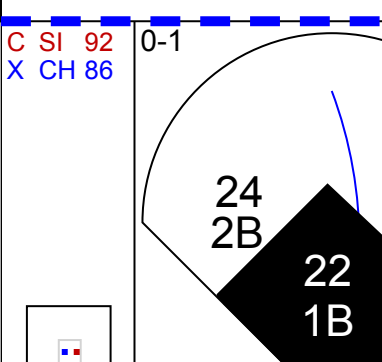
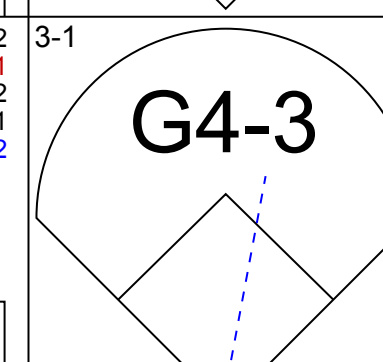
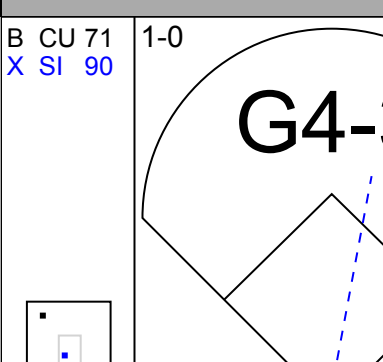

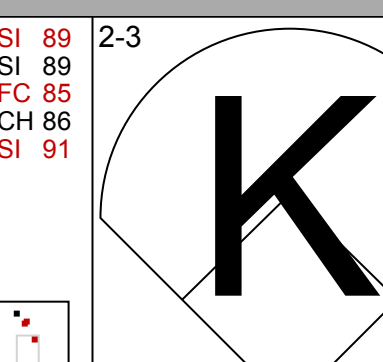
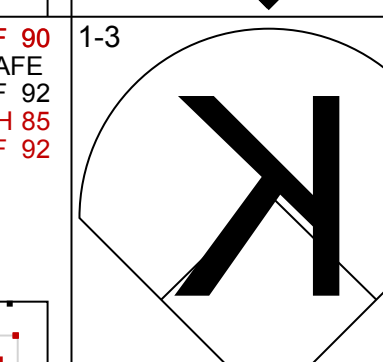
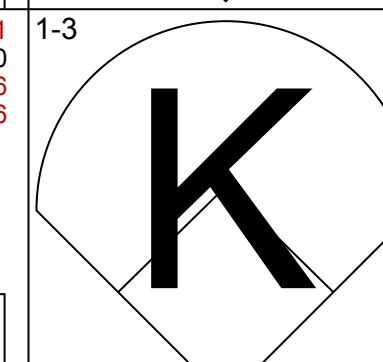
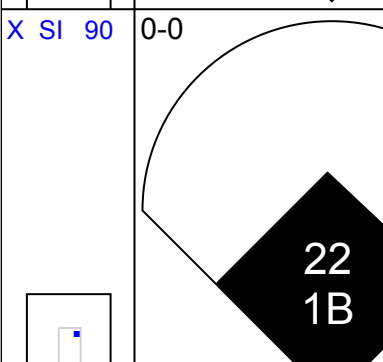

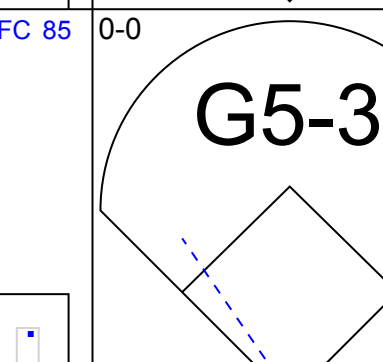
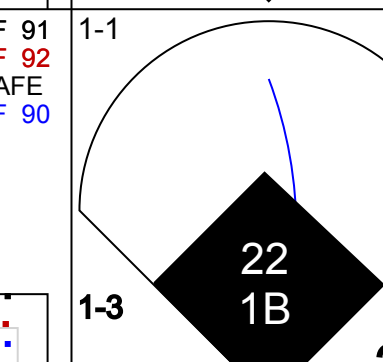
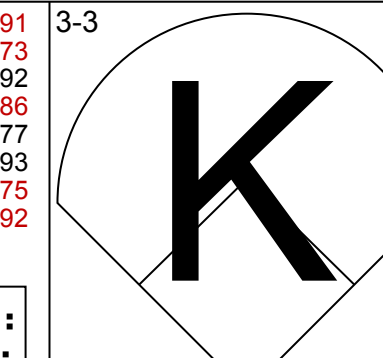
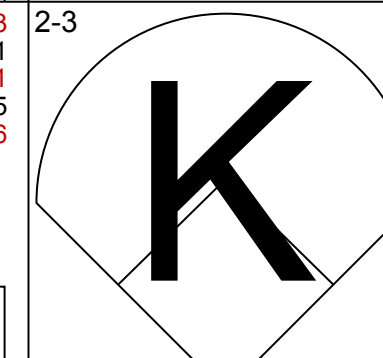

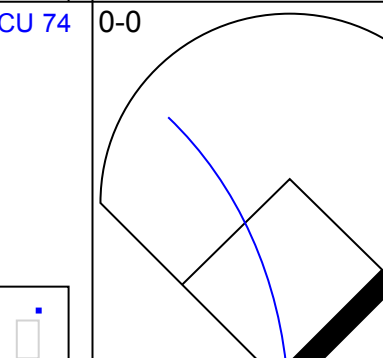
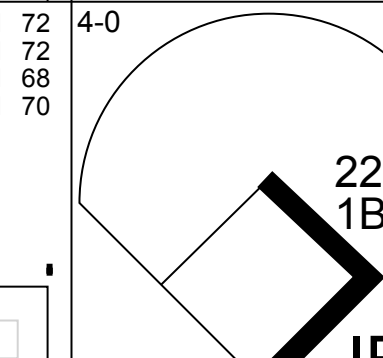

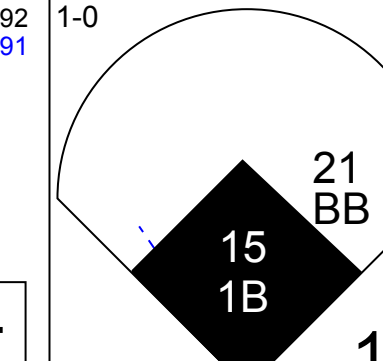


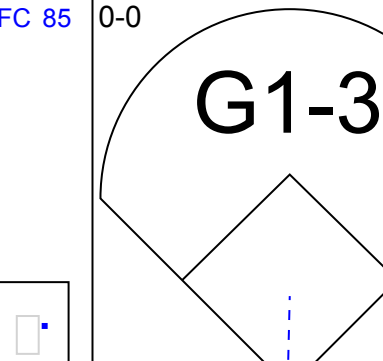
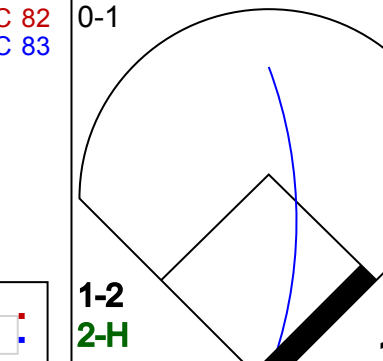

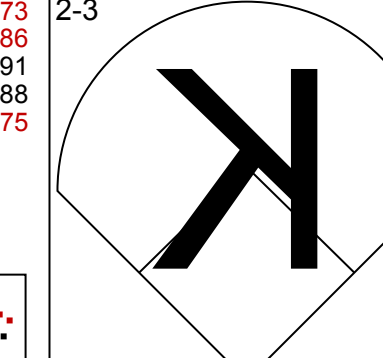
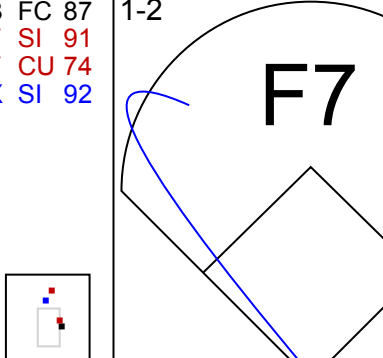
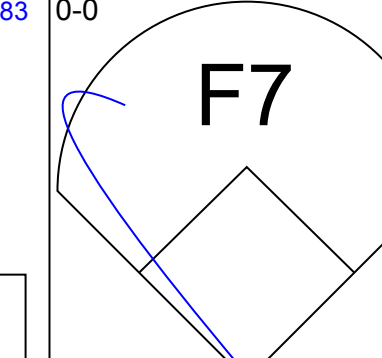
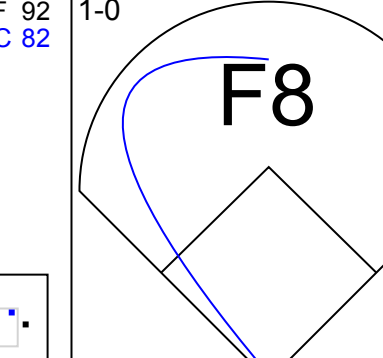

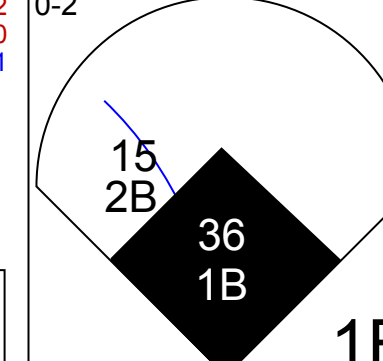


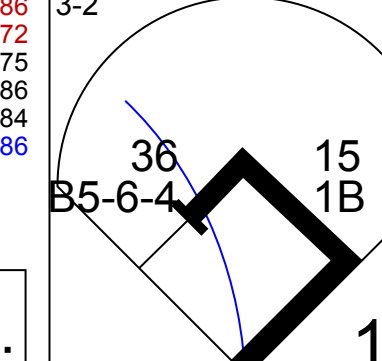
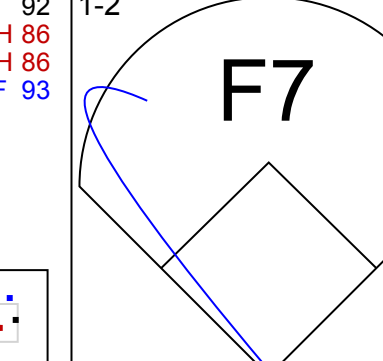

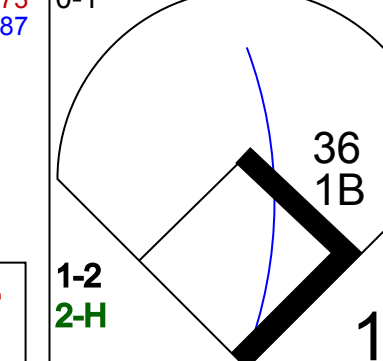
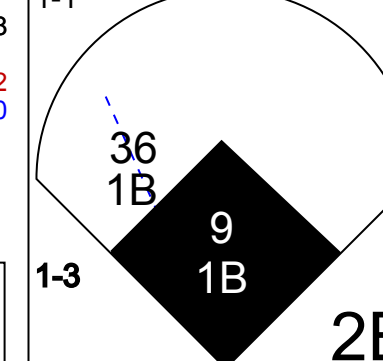
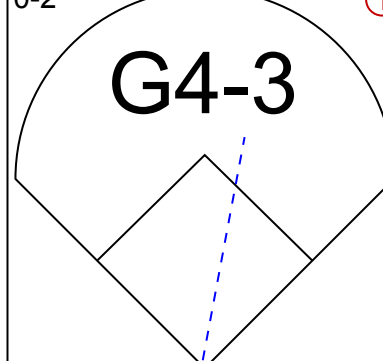
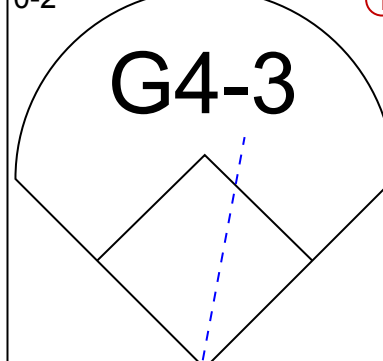
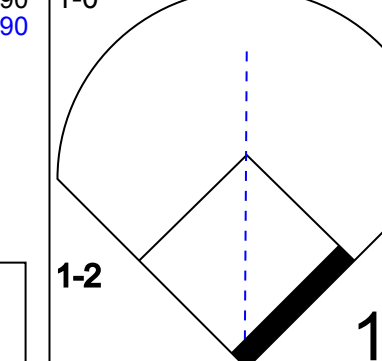


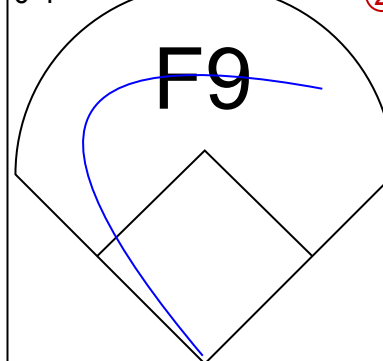


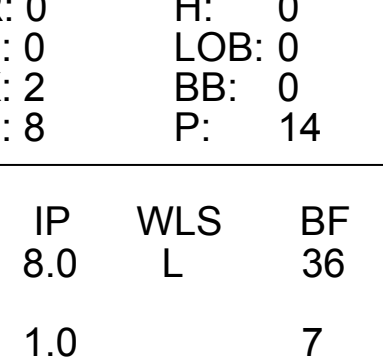
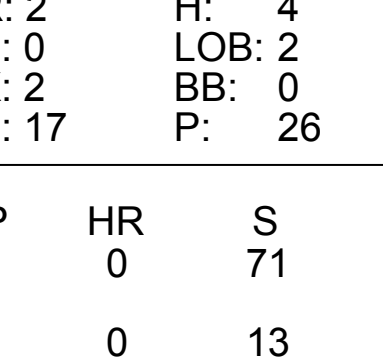
| Batter | 1 | 2 | 3 | 4 | 5 | 6 | 7 | 8 | 9 | AB | R | H | RBI | BB | SO | LOB | BOTTOM | | | | | | | | |
|--|-------------------------------|----------------------------------|------------------------------|----------------------------------|-------------------------------|----------------------------------|------------------------------|---------------------------------|-------------------------------|----------------------------------|------------------------------|----------------------------------|-------------------------------|----------------------------------|-------------------------------|----------------------------------|-------------------------------|----------------------------------|----------------------------------|------------------------------------|----------------------------------|--------|--|--|--|
| 55 Skip Schumaker, L OBP: 0.333, SLG: 0.354 | 7 1B | | G4-3 | | G3-1 | | G5-3 | K | | 3 | 0 | 1 | 0 | 0 | 0 | 1 | | | | | | | | | |
| 12 Aaron Miles, S OBP: 0.328, SLG: 0.333 | | | | | | | | | | 1 | 0 | 0 | 0 | 0 | 0 | 0 | | | | | | | | | |
| 27 Tyler Greene, R OBP: 0.326, SLG: 0.350 | 1B | | | | | | | | | 1 | 0 | 0 | 0 | 0 | 1 | 2 | | | | | | | | | |
| 19 Jon Jay, L OBP: 0.366, SLG: 0.451 | F7 | | G3-1 | | | | | | | 3 | 0 | 1 | 0 | 0 | 0 | 2 | | | | | | | | | |
| 44 Randy Winn, S OBP: 0.318, SLG: 0.374 | | | | | 5 HBP | | | 7 1B | | 2 | 1 | 1 | 0 | 0 | 0 | 0 | | | | | | | | | |
| 5 Albert Pujols, R OBP: 0.401, SLG: 0.595 | F7 | | 7 BB | | | | | | | 3 | 0 | 0 | 0 | 1 | 1 | 2 | | | | | | | | | |
| 7 Matt Holliday, R OBP: 0.380, SLG: 0.535 | 1B | | | | | | | | | 4 | 0 | 2 | 1 | 1 | 1 | 2 | | | | | | | | | |
| 28 Colby Rasmus, L OBP: 0.355, SLG: 0.501 | K | | F9 | | | | | | | 4 | 0 | 0 | 0 | 0 | 1 | 6 | | | | | | | | | |
| 4 Yadier Molina, R OBP: 0.326, SLG: 0.332 | | 77 G5-4-3 | | | 77 G6-4-3 | | | | | 2 | 0 | 2 | 0 | 2 | 0 | 0 | | | | | | | | | |
| 77 Pedro Feliz, R OBP: 0.240, SLG: 0.299 | | | | | | | | | | 2 | 0 | 2 | 0 | 2 | 0 | 0 | | | | | | | | | |
| 3 Felipe Lopez, S OBP: 0.314, SLG: 0.345 | | G5-4-3 | | | G6-4-3 | | P4 | | | 3 | 0 | 0 | 0 | 0 | 0 | 3 | | | | | | | | | |
| 54 Jaime Garcia, L | | | | | | | | | | 1 | 0 | 0 | 0 | 0 | 0 | 0 | | | | | | | | | |
| 34 Nick Stavinoha, R | | | | | | | | | | 1 | 0 | 0 | 0 | 0 | 0 | 0 | | | | | | | | | |
| 37 Jeff Suppan, R | | | | | | | | | | 0 | 0 | 0 | 0 | 0 | 0 | 0 | | | | | | | | | |
| 36 Dennyys Reyes, R | | | | | | | | | | 0 | 0 | 0 | 0 | 0 | 0 | 0 | | | | | | | | | |
| 16 Bryan Anderson, L | | | | | | | | | | 1 | 0 | 0 | 0 | 0 | 1 | 1 | | | | | | | | | |
| 48 Mike MacDougal, S | | | | | | | | | | 0 | 0 | 0 | 0 | 0 | 0 | 0 | | | | | | | | | |
| 13 Brendan Ryan, R OBP: 0.284, SLG: 0.303 | | | 19 G3-1 | | 55 G4-3 | | L9 | | | 3 | 0 | 1 | 0 | 1 | 0 | 2 | | | | | | | | | |
| Inning Stats | R: 0 E: 0 K: 1 S: 12 | H: 2 LOB: 2 BB: 0 P: 18 | R: 0 E: 0 K: 0 S: 9 | H: 1 LOB: 0 BB: 0 P: 13 | R: 0 E: 0 K: 0 S: 15 | H: 0 LOB: 3 BB: 3 P: 29 | R: 0 E: 0 K: 0 S: 6 | H: 1 LOB: 0 BB: 0 P: 6 | R: 0 E: 0 K: 0 S: 16 | H: 1 LOB: 2 BB: 0 P: 27 | R: 0 E: 0 K: 0 S: 7 | H: 1 LOB: 2 BB: 1 P: 13 | R: 1 E: 0 K: 1 S: 10 | H: 2 LOB: 1 BB: 0 P: 17 | R: 0 E: 0 K: 3 S: 14 | H: 1 LOB: 1 BB: 1 P: 25 | R: 0 E: 0 K: 1 S: 11 | H: 0 LOB: 0 BB: 0 P: 14 | 1B: 8 2B: 1 3B: 0 HR: 0 | SF: 0 SAC: 0 DP: 2 HBP: 1 | WP: 0 PB: 0 SB: 0 CS: 0 | PA: 40 | | | |
| PITCHER | IP | WLS | BF | H | R | ER | SO | BB | IBB | HBP | BLK | WP | HR | S | P | ERA | WHIP | | | | | | | | |
| 29 Jeff Samardzija, R | 5.2 | W | 26 | 6 | 0 | 0 | 0 | 4 | 0 | 1 | 0 | 0 | 0 | 64 | 105 | 0.00 | 1.765 | | | | | | | | |
| 57 Scott Maine, L | 0.2 | H | 3 | 1 | 1 | 1 | 0 | 0 | 0 | 0 | 0 | 0 | 0 | 4 | 7 | 13.50 | 1.500 | | | | | | | | |
| 48 Andrew Cashner, R | 1.1 | | 7 | 2 | 0 | 0 | 3 | 1 | 0 | 0 | 0 | 0 | 0 | 18 | 33 | 0.00 | 2.250 | | | | | | | | |
| 45 Sean Marshall, L | 0.1 | H | 1 | 0 | 0 | 0 | 1 | 0 | 0 | 0 | 0 | 0 | 0 | 3 | 3 | 0.00 | 0.000 | | | | | | | | |
| 48 Carlos Marmol, R | 1.0 | | 3 | 0 | 0 | 0 | 1 | 0 | 0 | 0 | 0 | 0 | 0 | 11 | 14 | 0.00 | 0.000 | | | | | | | | |

Chicago Cubs @ St. Louis Cardinals
 Busch Stadium, St. Louis, MO
 Mon Sep 13 2010, 7:17 PM - 10:22 PM CDT
 Att: 40,720 - Clear - 79 F

livebaseballscores.com

AB 34
 R 1
 H 9
 RBI 1
 BB 5
 SO 6
 LOB 22



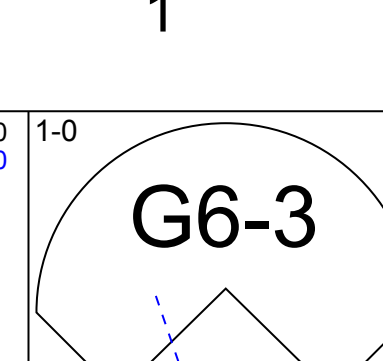
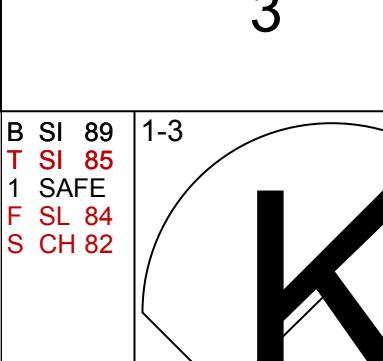
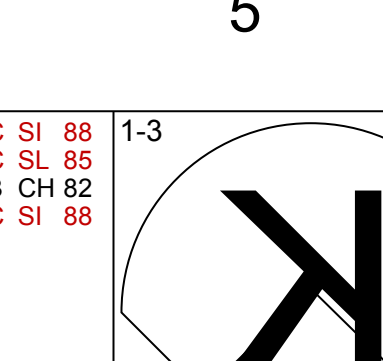
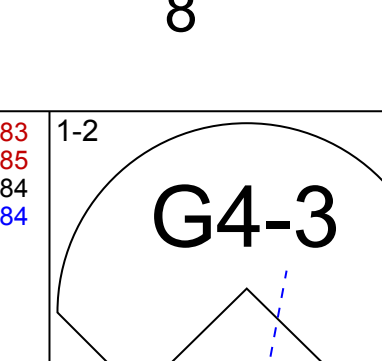
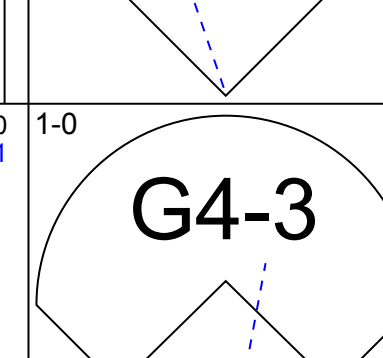
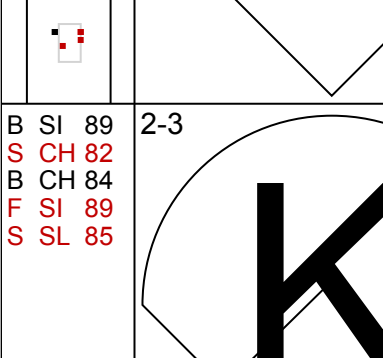
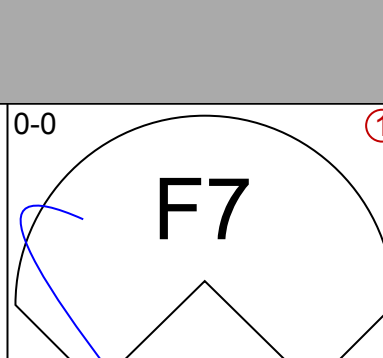
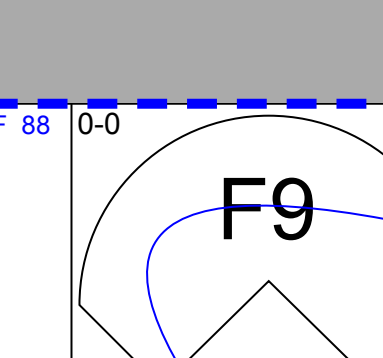
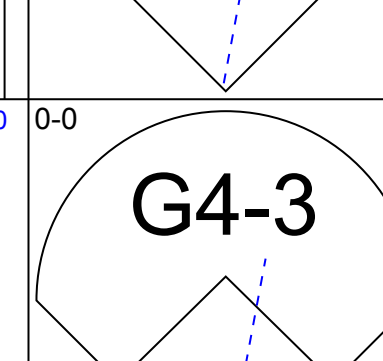
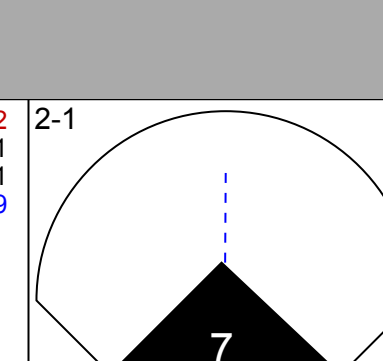
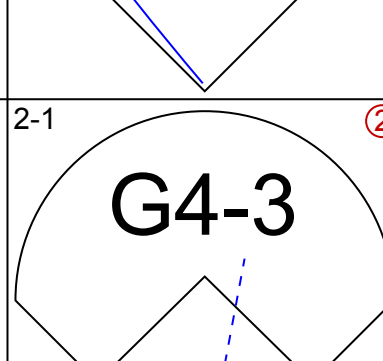
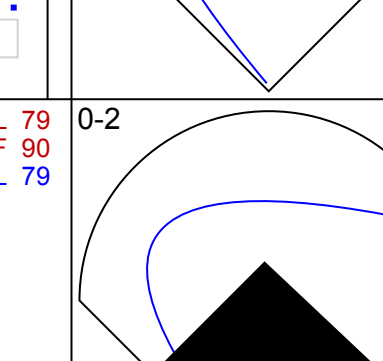
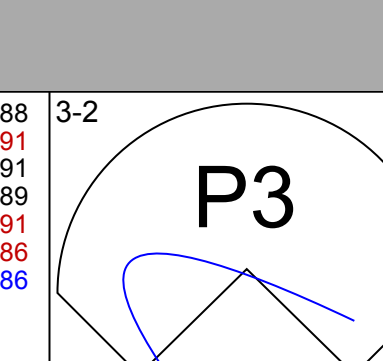
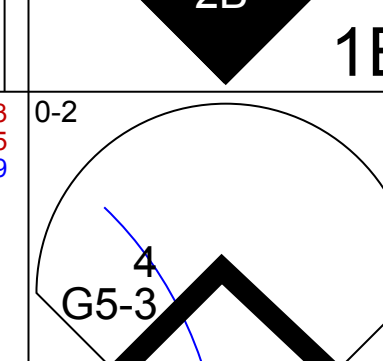
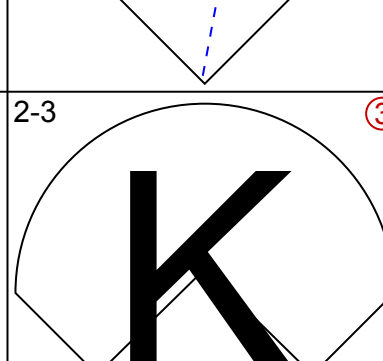

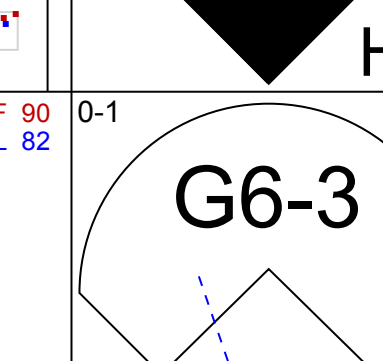
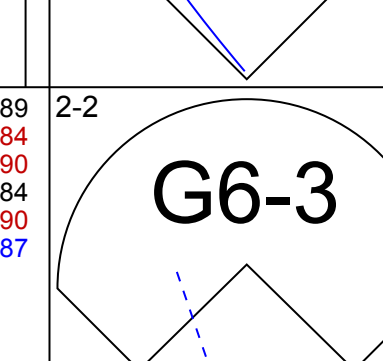
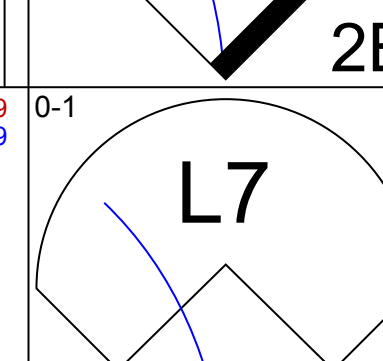
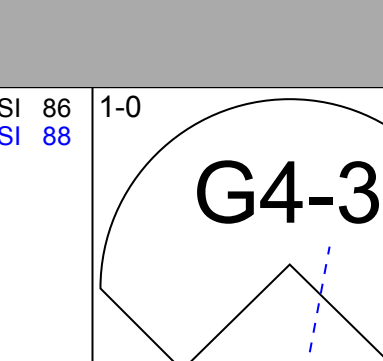
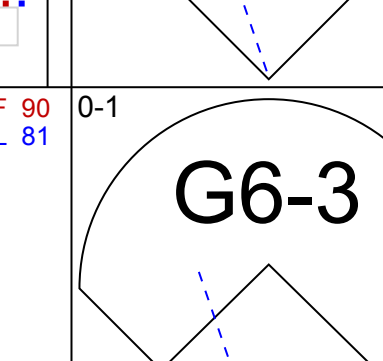
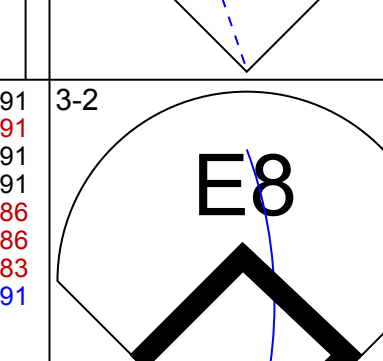
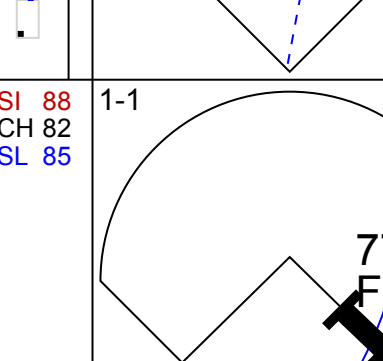
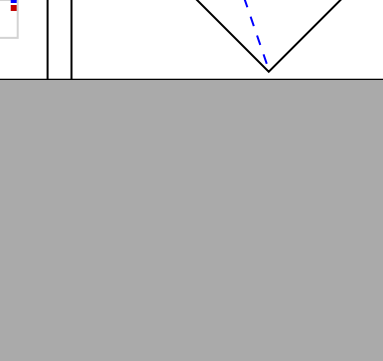
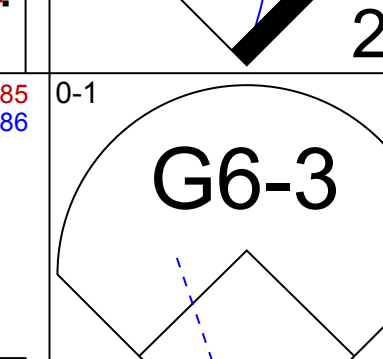
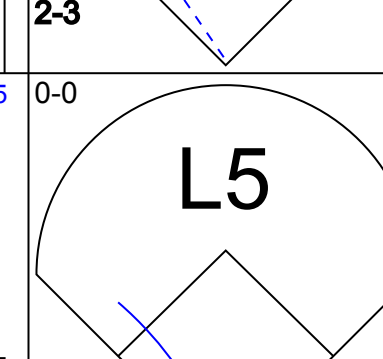
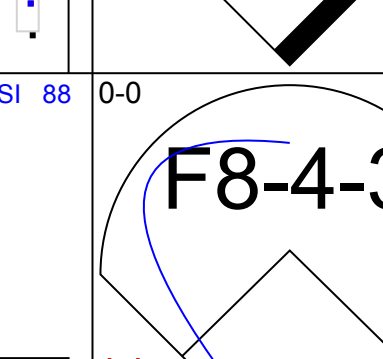
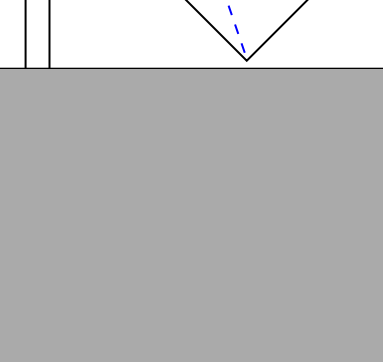
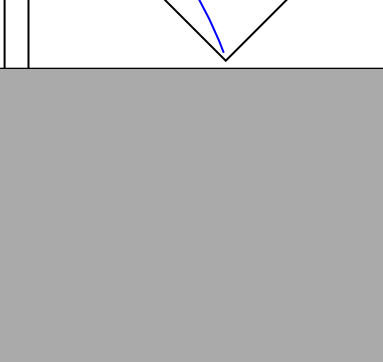
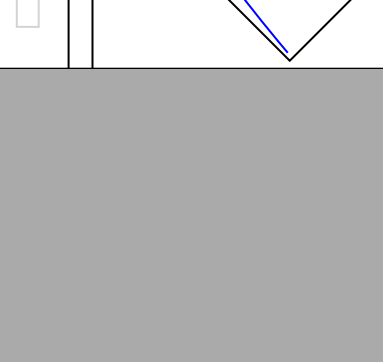
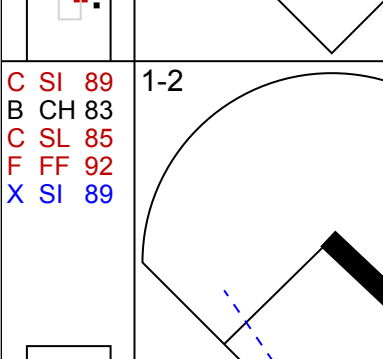
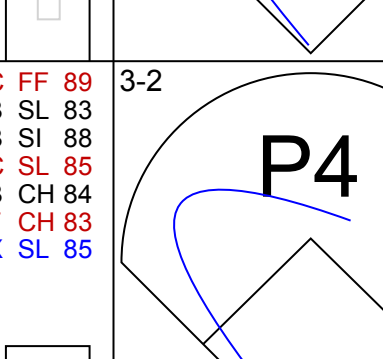
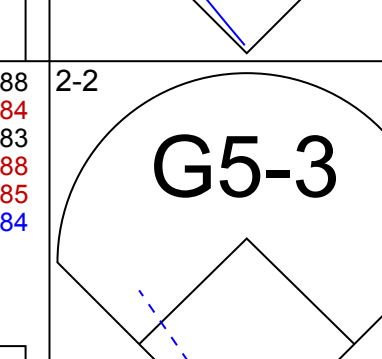
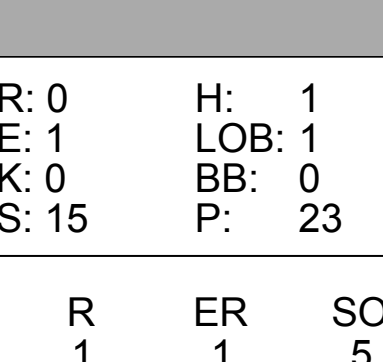
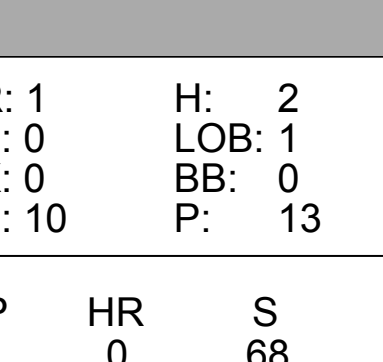
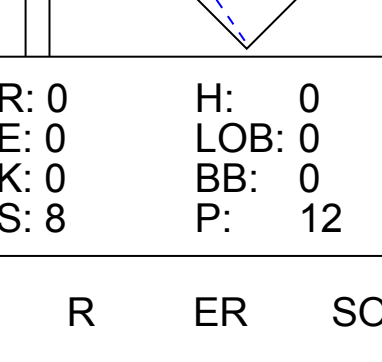
| Batter | 1 | 2 | 3 | 4 | 5 | 6 | 7 | 8 | 9 | AB | R | H | RBI | BB | SO | LOB | TOP | | | |
|--|---|---|---|--|---|--|---|--|---|---------------------------------|------------------------------|---------------------------------|------------------------------|---|-------------------------------|----------------------------------|-----------------------------------|------------------------------------|----------------------------------|--------|
| 1 Kosuke Fukudome, L (1,9) OBP: 0.376, SLG: 0.450 |  |  |  |  | |  | | |  | 5 | 1 | 1 | 0 | 0 | 3 | 4 | | | | |
| 9 Blake DeWitt, L (1,4) OBP: 0.336, SLG: 0.366 |  | |  |  | | |  | |  | 5 | 0 | 1 | 1 | 0 | 2 | 1 | | | | |
| 24 Marlon Byrd, R (1,8) OBP: 0.353, SLG: 0.442 |  | |  |  | | |  | |  | 5 | 2 | 2 | 0 | 0 | 1 | 2 | | | | |
| 16 Aramis Ramirez, R (1,5) OBP: 0.396, SLG: 0.450 | |  |  |  | | |  | |  | 4 | 0 | 1 | 0 | 1 | 2 | 3 | | | | |
| 22 Xavier Nady, R (1,3) OBP: 0.321, SLG: 0.382 |  |  |  | |  | |  | |  | 5 | 1 | 3 | 3 | 0 | 0 | 1 | | | | |
| 18 Geovany Soto, R (1,2) OBP: 0.394, SLG: 0.500 |  |  | | |  | | |  |  | 5 | 0 | 0 | 0 | 0 | 1 | 4 | | | | |
| 21 Tyler Colvin, L (1,7) OBP: 0.311, SLG: 0.496 |  | |  |  |  | | |  |  | 4 | 2 | 2 | 0 | 1 | 0 | 2 | | | | |
| 15 Darwin Barney, R (1,6) OBP: 0.321, SLG: 0.365 |  |  |  |  | |  | |  | | 4 | 1 | 3 | 1 | 0 | 0 | 0 | | | | |
| 36 Randy Wells, R (1,1) OBP: 0.204, SLG: 0.229 |  | | |  |  | |  | |  | 4 | 0 | 2 | 2 | 0 | 0 | 2 | | | | |
| 40 James Russell, L (9,1) |  | | |  | | | | | | 0 | 0 | 0 | 0 | 0 | 0 | 0 | | | | |
| Inning Stats | R: 0 E: 0 K: 2 S: 8 | H: 0 LOB: 0 BB: 0 P: 14 | R: 2 E: 0 K: 3 S: 15 | H: 3 LOB: 2 BB: 1 P: 25 | R: 1 E: 0 K: 0 S: 6 | H: 2 LOB: 1 BB: 0 P: 9 | R: 2 E: 0 K: 2 S: 17 | H: 4 LOB: 2 BB: 0 P: 26 | R: 0 E: 0 K: 0 S: 6 | H: 0 LOB: 0 BB: 0 P: 8 | R: 0 E: 0 K: 1 S: 7 | H: 1 LOB: 1 BB: 0 P: 8 | R: 0 E: 0 K: 0 S: 6 | H: 2 LOB: 1 BB: 0 P: 12 | R: 2 E: 0 K: 1 S: 13 | H: 3 LOB: 2 BB: 1 P: 21 | 1B: 12 2B: 3 3B: 0 HR: 0 | SF: 0 SAC: 0 DP: 1 HBP: 0 | WP: 0 PB: 0 SB: 0 CS: 0 | PA: 43 |
| PITCHER | IP WLS BF H R ER SO BB IBB HBP BLK WP HR S P ERA WHIP | 8.0 L 36 12 5 5 8 1 0 0 0 0 0 71 110 5.62 1.625 | 1.0 7 3 2 2 1 0 1 0 0 0 0 0 13 21 18.00 3.000 | PITCHER | | | | | | | | | | IP WLS BF H R ER SO BB IBB HBP BLK WP HR S P ERA WHIP | | | | | | |

Chicago Cubs @ St. Louis Cardinals
 Busch Stadium, St. Louis, MO
 Tue Sep 14 2010, 7:18 PM - 9:39 PM CDT
 Att. 40,509 - Clear - 78 F

livebaseballscores.com

AB 41
 R 7
 H 15
 RBI 7
 BB 2
 SO 9
 LOB 19



| Batter | 1 | 2 | 3 | 4 | 5 | 6 | 7 | 8 | 9 | AB | R | H | RBI | BB | SO | LOB | BOTTOM | | | | | |
|---|---|---|---|---|---|---|---|---|---|----------------------------------|------------------------------|----------------------------------|------------------------------|---|------------------------------|----------------------------------|------------------------------|---------------------------------|----------------------------------|------------------------------------|----------------------------------|--------|
| 55 Skip Schumaker, L (1,4) OBP: 0.330, SLG: 0.350 |  | |  | |  | | |  | | 4 | 0 | 0 | 0 | 0 | 2 | 1 | | | | | | |
| 3 Felipe Lopez, S (1,3) OBP: 0.311, SLG: 0.341 |  | |  | | |  | | |  | 4 | 0 | 0 | 0 | 0 | 1 | 1 | | | | | | |
| 28 Colby Rasmus, L (1,8) OBP: 0.356, SLG: 0.509 |  | | |  |  | | |  | | 4 | 2 | 2 | 1 | 0 | 0 | 0 | | | | | | |
| 7 Matt Holliday, R (1,7) OBP: 0.380, SLG: 0.535 | |  |  |  |  | | |  | | 4 | 0 | 1 | 1 | 0 | 1 | 0 | | | | | | |
| 19 Jon Jay, L (1,9) OBP: 0.362, SLG: 0.446 | |  | |  | | |  | |  | 3 | 0 | 0 | 0 | 0 | 0 | 1 | | | | | | |
| 34 Nick Stavinoha, R (9,PH) OBP: 0.281, SLG: 0.321 | |  | | | | |  | |  | 1 | 0 | 0 | 0 | 0 | 0 | 0 | | | | | | |
| 4 Yadier Molina, R (1,2) OBP: 0.328, SLG: 0.336 | |  | |  | | |  | | | 3 | 0 | 2 | 0 | 0 | 0 | 1 | | | | | | |
| 77 Pedro Feliz, R (1,5) OBP: 0.238, SLG: 0.297 | |  | |  | | |  | | | 3 | 0 | 0 | 0 | 0 | 0 | 3 | | | | | | |
| 50 Adam Wainwright, R (1,1) OBP: 0.235, SLG: 0.218 | | |  | | |  | |  | | 2 | 0 | 0 | 0 | 0 | 1 | 0 | | | | | | |
| 44 Randy Winn, S (9,PH) OBP: 0.316, SLG: 0.372 | | | | | | | | | | 1 | 0 | 0 | 0 | 0 | 0 | 0 | | | | | | |
| 59 Fernando Salas, R (9,1) ERA: 2.55 | | | | | | | | | | 0 | 0 | 0 | 0 | 0 | 0 | 0 | | | | | | |
| 13 Brendan Ryan, R (1,6) OBP: 0.284, SLG: 0.303 | |  | |  | | | |  | | 3 | 0 | 1 | 0 | 0 | 0 | 0 | | | | | | |
| Inning Stats | R: 0 E: 0 K: 0 S: 3 | H: 0 LOB: 0 BB: 0 P: 5 | R: 0 E: 0 K: 0 S: 15 | H: 1 LOB: 1 BB: 0 P: 23 | R: 0 E: 0 K: 3 S: 13 | H: 1 LOB: 1 BB: 0 P: 19 | R: 1 E: 0 K: 0 S: 10 | H: 2 LOB: 1 BB: 0 P: 13 | R: 0 E: 0 K: 1 S: 8 | H: 0 LOB: 0 BB: 0 P: 12 | R: 0 E: 0 K: 1 S: 7 | H: 0 LOB: 0 BB: 0 P: 11 | R: 0 E: 0 K: 0 S: 4 | H: 1 LOB: 0 BB: 0 P: 6 | R: 0 E: 0 K: 0 S: 8 | H: 0 LOB: 0 BB: 0 P: 12 | R: 1 E: 0 K: 0 S: 8 | H: 1 LOB: 0 BB: 0 P: 8 | 1B: 3 2B: 3 3B: 0 HR: 1 | SF: 0 SAC: 0 DP: 1 HBP: 0 | WP: 0 PB: 0 SB: 1 CS: 0 | PA: 32 |
| PITCHER | IP WLS BF H R ER SO BB IBB HBP BLK WP HR S P ERA WHIP | 8.0 W 28 5 1 1 0 0 0 0 0 0 1 8 8 9.00 1.000 | | PITCHER | | | | | | | | | | IP WLS BF H R ER SO BB IBB HBP BLK WP HR S P ERA WHIP | | | | | | | | |

Chicago Cubs @ St. Louis Cardinals
 Busch Stadium, St. Louis, MO
 Tue Sep 14 2010, 7:18 PM - 9:39 PM CDT
 Att. 40,509 - Clear - 78 F

livebaseballscores.com

AB 32
 R 2
 H 6
 RBI 2
 BB 0
 SO 5
 LOB 7



| Batter | 1 | 2 | 3 | 4 | 5 | 6 | 7 | 8 | 9 | AB | R | H | RBI | BB | SO | LOB | TOP | | | |
|---|-------------------------------|----------------------------------|-------------------------------|----------------------------------|-------------------------------|----------------------------------|-------------------------------|----------------------------------|-------------------------------|----------------------------------|-------------------------------|----------------------------------|------------------------------|----------------------------------|------------------------------|----------------------------------|----------------------------------|------------------------------------|----------------------------------|--------|
| 1 Kosuke Fukudome, L (1.9) OBP: 0.380, SLG: 0.448 | | | | | | | | | | 1 | 0 | 0 | 0 | 3 | 0 | 0 | | | | |
| 13 Starlin Castro, R (1.6) OBP: 0.350, SLG: 0.424 | | | | | | | | | | 4 | 0 | 0 | 0 | 0 | 0 | 2 | | | | |
| 24 Marlon Byrd, R (1.8) OBP: 0.352, SLG: 0.441 | | | | | | | | | | 4 | 0 | 0 | 0 | 0 | 1 | 1 | | | | |
| 16 Aramis Ramirez, R (1.5) OBP: 0.296, SLG: 0.456 | | | | | | | | | | 4 | 0 | 0 | 0 | 0 | 2 | 1 | | | | |
| 22 Xavier Nady, R (1.3) OBP: 0.323, SLG: 0.383 | | | | | | | | | | 4 | 1 | 2 | 0 | 0 | 0 | 0 | | | | |
| 18 Geovany Soto, R (1.2) OBP: 0.395, SLG: 0.500 | | | | | | | | | | 4 | 1 | 1 | 1 | 0 | 2 | 1 | | | | |
| 12 Alfonso Soriano, R (1.7) OBP: 0.320, SLG: 0.499 | | | | | | | | | | 4 | 0 | 2 | 1 | 0 | 1 | 0 | | | | |
| 49 Carlos Marmol, R (9.1) | | | | | | | | | | 0 | 0 | 0 | 0 | 0 | 0 | 0 | | | | |
| 9 Blake DeWitt, L (1.4) OBP: 0.332, SLG: 0.360 | | | | | | | | | | 2 | 0 | 0 | 0 | 1 | 0 | 0 | | | | |
| 46 Ryan Dempster, R (1.1) OBP: 0.143, SLG: 0.161 | | | | | | | | | | 3 | 0 | 0 | 0 | 0 | 0 | 2 | | | | |
| 48 Andrew Cashner, R (8.1) | | | | | | | | | | 0 | 0 | 0 | 0 | 0 | 0 | 0 | | | | |
| 45 Sean Marshall, L (8.1) | | | | | | | | | | 0 | 0 | 0 | 0 | 0 | 0 | 0 | | | | |
| 5 Sam Fuld, L (9.7) | | | | | | | | | | 0 | 0 | 0 | 0 | 0 | 0 | 0 | | | | |
| Inning Stats | R: 0 E: 0 K: 0 S: 11 | H: 0 LOB: 0 BB: 0 P: 14 | R: 1 E: 0 K: 0 S: 16 | H: 2 LOB: 2 BB: 1 P: 26 | R: 0 E: 0 K: 1 S: 15 | H: 0 LOB: 1 BB: 1 P: 24 | R: 0 E: 0 K: 1 S: 12 | H: 0 LOB: 0 BB: 0 P: 16 | R: 0 E: 0 K: 1 S: 10 | H: 3 LOB: 2 BB: 1 P: 16 | R: 0 E: 0 K: 1 S: 11 | H: 0 LOB: 0 BB: 1 P: 18 | R: 0 E: 0 K: 1 S: 7 | H: 0 LOB: 0 BB: 0 P: 10 | R: 0 E: 0 K: 2 S: 8 | H: 0 LOB: 0 BB: 0 P: 10 | 1B: 3 2B: 2 3B: 0 HR: 0 | SF: 0 SAC: 0 DP: 0 HBP: 0 | WP: 0 PB: 0 SB: 0 CS: 1 | PA: 35 |
| PITCHER | IP | WLS | BF | H | R | ER | SO | BB | IBB | HBP | BLK | WP | HR | S | P | ERA | WHIP | | | |
| 59 Alex Sanabia, R (1.1) ERA: 3.88 | 5.2 | L | 24 | 4 | 2 | 2 | 3 | 2 | 1 | 0 | 0 | 0 | 0 | 72 | 109 | 3.18 | 1.059 | | | |
| 31 Burke Badenhop, R (6.1) ERA: 3.69 | 1.1 | | 4 | 1 | 0 | 0 | 0 | 1 | 0 | 0 | 0 | 0 | 0 | 14 | 22 | 0.00 | 1.500 | | | |
| 43 Jose Veras, R (8.1) ERA: 2.74 | 1.0 | | 3 | 0 | 0 | 0 | 1 | 0 | 0 | 0 | 0 | 0 | 0 | 7 | 11 | 0.00 | 0.000 | | | |
| 44 Brian Sanches, R (9.1) ERA: 2.44 | 1.0 | | 3 | 0 | 0 | 0 | 2 | 0 | 0 | 0 | 0 | 0 | 0 | 8 | 10 | 0.00 | 0.000 | | | |

Chicago Cubs @ Florida Marlins
Sun Life Stadium, Miami, FL
Fri Sep 17 2010, 7:12 PM - 10:00 PM EDT
Att: 22,751 - Partly Cloudy - 85 F

| | |
|-----|----|
| AB | 30 |
| R | 2 |
| H | 5 |
| RBI | 2 |
| BB | 4 |
| SO | 6 |
| LOB | 7 |



| Batter | 1 | 2 | 3 | 4 | 5 | 6 | 7 | 8 | 9 | AB | R | H | RBI | BB | SO | LOB | BOTTOM | | | |
|---|------------------------------|----------------------------------|-------------------------------|----------------------------------|-------------------------------|----------------------------------|-------------------------------|----------------------------------|------------------------------|----------------------------------|-------------------------------|----------------------------------|-------------------------------|----------------------------------|-------------------------------|----------------------------------|----------------------------------|------------------------------------|----------------------------------|--------|
| 1 Emilio Bonifacio, S (1.6) OBP: 0.340, SLG: 0.382 | | | | | | | | | | 5 | 0 | 0 | 0 | 0 | 2 | 4 | | | | |
| 20 Logan Morrison, L (1.7) OBP: 0.421, SLG: 0.489 | | | | | | | | | | 4 | 0 | 1 | 0 | 1 | 1 | 2 | | | | |
| 15 Gaby Sanchez, R (1.3) OBP: 0.347, SLG: 0.463 | | | | | | | | | | 4 | 0 | 1 | 0 | 0 | 0 | 2 | | | | |
| 6 Dan Uggla, R (1.4) OBP: 0.367, SLG: 0.504 | | | | | | | | | | 3 | 0 | 1 | 0 | 1 | 0 | 1 | | | | |
| 3 Chad Tracy, L (1.5) OBP: 0.312, SLG: 0.339 | | | | | | | | | | 3 | 0 | 1 | 0 | 1 | 1 | 3 | | | | |
| 27 Giancarlo Stanton, R (1.9) OBP: 0.315, SLG: 0.518 | | | | | | | | | | 2 | 0 | 0 | 0 | 1 | 1 | 2 | | | | |
| 24 Cameron Maybin, R (1.8) OBP: 0.303, SLG: 0.381 | | | | | | | | | | 3 | 0 | 1 | 0 | 1 | 0 | 4 | | | | |
| 6 Brad Davis, R (1.2) OBP: 0.280, SLG: 0.409 | | | | | | | | | | 3 | 0 | 0 | 0 | 1 | 1 | 4 | | | | |
| | | | | | | | | | | 2 | 0 | 0 | 0 | 0 | 1 | 0 | | | | |
| Inning Stats | R: 0 E: 0 K: 0 S: 7 | H: 0 LOB: 1 BB: 1 P: 16 | R: 0 E: 0 K: 1 S: 11 | H: 2 LOB: 2 BB: 1 P: 20 | R: 0 E: 0 K: 1 S: 11 | H: 0 LOB: 0 BB: 0 P: 16 | R: 0 E: 0 K: 0 S: 12 | H: 0 LOB: 2 BB: 1 P: 21 | R: 0 E: 0 K: 1 S: 8 | H: 1 LOB: 1 BB: 0 P: 14 | R: 0 E: 0 K: 2 S: 14 | H: 1 LOB: 2 BB: 0 P: 24 | R: 0 E: 0 K: 2 S: 14 | H: 0 LOB: 2 BB: 1 P: 23 | R: 0 E: 0 K: 1 S: 11 | H: 0 LOB: 2 BB: 2 P: 20 | 1B: 3 2B: 2 3B: 0 HR: 0 | SF: 0 SAC: 0 DP: 0 HBP: 1 | WP: 0 PB: 0 SB: 1 CS: 1 | PA: 39 |
| PITCHER | IP | WLS | BF | H | R | ER | SO | BB | IBB | HBP | BLK | WP | HR | S | P | ERA | WHIP | | | |
| 46 Ryan Dempster, R (1.1) ERA: 3.5 | 7.0 | W | 28 | 4 | 0 | 0 | 5 | 3 | 0 | 1 | 0 | 0 | 0 | 72 | 123 | 0.00 | 1.000 | | | |
| 48 Andrew Cashner, R (8.1) ERA: 5.39 | 0.1 | H | 3 | 1 | 0 | 0 | 1 | 1 | 0 | 0 | 0 | 0 | 0 | 8 | 15 | 0.00 | 6.000 | | | |
| 45 Sean Marshall, L (8.1) ERA: 2.82 | 0.2 | H | 2 | 0 | 0 | 0 | 1 | 0 | 0 | 0 | 0 | 0 | 0 | 6 | 8 | 0.00 | 0.000 | | | |
| 49 Carlos Marmol, R (9.1) ERA: 2.82 | 1.0 | S | 5 | 0 | 0 | 0 | 1 | 2 | 0 | 0 | 0 | 0 | 0 | 11 | 20 | 0.00 | 2.000 | | | |

Chicago Cubs @ Florida Marlins
Sun Life Stadium, Miami, FL
Fri Sep 17 2010, 7:12 PM - 10:00 PM EDT
Att: 22,751 - Partly Cloudy - 85 F

| | |
|-----|----|
| AB | 31 |
| R | 0 |
| H | 5 |
| RBI | 0 |
| BB | 6 |
| SO | 8 |
| LOB | 26 |



| Batter | 1 | 2 | 3 | 4 | 5 | 6 | 7 | 8 | 9 | AB | R | H | RBI | BB | SO | LOB | TOP | | | | | |
|--|---|----------------------------------|-------------------------------|----------------------------------|-------------------------------|----------------------------------|------------------------------|---------------------------------|-------------------------------|----------------------------------|-------------------------------|----------------------------------|-------------------------------|----------------------------------|-------------------------------|----------------------------------|---|----------------------------------|------------------------------------|----------------------------------|------------------------------------|----------------------------------|
| 9 Blake DeWitt, L OBP: 0.337, SLG: 0.368 | | | | | | | | | | 3 | 1 | 2 | 1 | 2 | 0 | 0 | Chicago Cubs @ Florida Marlins Sun Life Stadium, Miami, FL Sat Sep 18 2010, 7:11 PM - 9:58 PM EDT Att: 28,716 - Clear - 84 F | | | | | |
| 13 Starlin Castro, R OBP: 0.350, SLG: 0.421 | | | | | | | | | | 3 | 1 | 0 | 0 | 2 | 1 | 4 | | | | | | |
| 24 Marlon Byrd, R OBP: 0.350, SLG: 0.440 | | | | | | | | | | 5 | 1 | 1 | 2 | 0 | 1 | 2 | | | | | | |
| 16 Aramis Ramirez, R OBP: 0.297, SLG: 0.456 | | | | | | | | | | 4 | 0 | 1 | 1 | 1 | 2 | 2 | | | | | | |
| 22 Xavier Nady, R OBP: 0.321, SLG: 0.380 | | | | | | | | | | 5 | 0 | 1 | 0 | 0 | 2 | 2 | | | | | | |
| 18 Geovany Soto, R OBP: 0.395, SLG: 0.497 | | | | | | | | | | 4 | 1 | 1 | 0 | 1 | 2 | 2 | | | | | | |
| 12 Alfonso Soriano, R 5 Sam Fuld, L | | | | | | | | | | 4 | 0 | 0 | 0 | 0 | 1 | 4 | | | | | | |
| 21 Tyler Colvin, L OBP: 0.315, SLG: 0.501 | | | | | | | | | | 2 | 1 | 1 | 0 | 2 | 0 | 0 | | | | | | |
| 27 Casey Coleman, L 40 James Russell, L 64 Justin Berg, R 1 Kosuke Fukudome, L 48 Andrew Cashner, R 49 Carlos Marmol, R | | | | | | | | | | 2 | 0 | 0 | 0 | 0 | 2 | 2 | | | | | | |
| Inning Stats | R: 0 E: 0 K: 1 S: 10 | H: 0 LOB: 1 BB: 1 P: 18 | R: 0 E: 0 K: 1 S: 11 | H: 1 LOB: 2 BB: 1 P: 21 | R: 0 E: 0 K: 2 S: 10 | H: 1 LOB: 1 BB: 0 P: 14 | R: 0 E: 0 K: 1 S: 6 | H: 0 LOB: 0 BB: 0 P: 9 | R: 4 E: 1 K: 1 S: 20 | H: 3 LOB: 2 BB: 3 P: 34 | R: 0 E: 0 K: 1 S: 12 | H: 0 LOB: 0 BB: 1 P: 19 | R: 0 E: 0 K: 1 S: 5 | H: 0 LOB: 0 BB: 0 P: 7 | R: 1 E: 0 K: 1 S: 15 | H: 2 LOB: 2 BB: 1 P: 26 | | R: 0 E: 0 K: 2 S: 12 | H: 0 LOB: 1 BB: 1 P: 21 | 1B: 3 2B: 4 3B: 0 HR: 0 | SF: 0 SAC: 1 DP: 0 HBP: 0 | WP: 0 PB: 0 SB: 1 CS: 0 |
| PITCHER | IP WLS BF H R ER SO BB IBB HBP BLK WP HR S P ERA WHIP | | | | | | | | | | | | | | | | | | | | | |
| 19 Anibal Sánchez, R ERA: 3.46 | 5.0 L 25 5 4 4 6 4 1 0 0 0 0 0 0 57 96 7.20 1.800 | | | | | | | | | | | | | | | | | | | | | |
| 34 Jorge Sosa, R ERA: 6.23 | 2.0 7 0 0 0 2 1 0 0 0 0 0 0 0 17 26 0.00 0.500 | | | | | | | | | | | | | | | | | | | | | |
| 31 Burke Badenhop, R ERA: 3.79 | 0.1 3 1 1 1 0 1 0 0 0 0 0 0 0 6 12 27.00 6.000 | | | | | | | | | | | | | | | | | | | | | |
| 43 Jose Veras, R ERA: 2.7 | 0.2 3 1 0 0 1 0 0 0 0 0 0 0 0 9 14 0.00 1.500 | | | | | | | | | | | | | | | | | | | | | |
| 32 Clay Hensley, R ERA: 2.35 | 1.0 4 0 0 0 2 1 0 0 0 0 0 0 0 12 21 0.00 1.000 | | | | | | | | | | | | | | | | | | | | | |
| Batter | 1 | 2 | 3 | 4 | 5 | 6 | 7 | 8 | 9 | AB | R | H | RBI | BB | SO | LOB | BOTTOM | | | | | |
| 1 Emilio Bonifacio, S OBP: 0.335, SLG: 0.372 | | | | | | | | | | 4 | 0 | 0 | 0 | 1 | 1 | 1 | Chicago Cubs @ Florida Marlins Sun Life Stadium, Miami, FL Sat Sep 18 2010, 7:11 PM - 9:58 PM EDT Att: 28,716 - Clear - 84 F | | | | | |
| 20 Logan Morrison, L OBP: 0.425, SLG: 0.497 | | | | | | | | | | 5 | 1 | 3 | 1 | 0 | 0 | 1 | | | | | | |
| 15 Gaby Sanchez, R OBP: 0.347, SLG: 0.462 | | | | | | | | | | 4 | 0 | 1 | 0 | 0 | 1 | 3 | | | | | | |
| 6 Dan Uggla, R OBP: 0.366, SLG: 0.501 | | | | | | | | | | 3 | 0 | 0 | 0 | 1 | 1 | 2 | | | | | | |
| 27 Giancarlo Stanton, R OBP: 0.318, SLG: 0.516 | | | | | | | | | | 3 | 0 | 1 | 1 | 1 | 0 | 0 | | | | | | |
| 18 Wes Helms, R OBP: 0.315, SLG: 0.361 32 Clay Hensley, R | | | | | | | | | | 2 | 0 | 0 | 0 | 2 | 0 | 1 | | | | | | |
| 24 Cameron Maybin, R OBP: 0.302, SLG: 0.383 | | | | | | | | | | 4 | 1 | 1 | 0 | 0 | 1 | 4 | | | | | | |
| 6 Brad Davis, R OBP: 0.278, SLG: 0.414 | | | | | | | | | | 4 | 1 | 1 | 1 | 0 | 3 | 1 | | | | | | |
| 19 Anibal Sánchez, R 34 Jorge Sosa, R 33 Scott Cousins, L 31 Burke Badenhop, R 43 Jose Veras, R 3 Chad Tracy, L | | | | | | | | | | 2 | 0 | 0 | 0 | 0 | 0 | 0 | | | | | | |
| Inning Stats | R: 1 E: 0 K: 1 S: 16 | H: 2 LOB: 3 BB: 2 P: 31 | R: 0 E: 1 K: 1 S: 8 | H: 1 LOB: 0 BB: 0 P: 10 | R: 0 E: 0 K: 1 S: 6 | H: 0 LOB: 0 BB: 1 P: 10 | R: 0 E: 0 K: 1 S: 6 | H: 0 LOB: 0 BB: 0 P: 9 | R: 0 E: 0 K: 0 S: 7 | H: 0 LOB: 0 BB: 0 P: 10 | R: 2 E: 0 K: 1 S: 14 | H: 4 LOB: 2 BB: 0 P: 23 | R: 0 E: 0 K: 3 S: 10 | H: 0 LOB: 1 BB: 1 P: 19 | R: 0 E: 0 K: 1 S: 7 | H: 0 LOB: 0 BB: 0 P: 9 | | 1B: 4 2B: 3 3B: 0 HR: 0 | SF: 0 SAC: 0 DP: 2 HBP: 0 | WP: 1 PB: 0 SB: 0 CS: 0 | PA: 38 | |
| PITCHER | IP WLS BF H R ER SO BB IBB HBP BLK WP HR S P ERA WHIP | | | | | | | | | | | | | | | | | | | | | |
| 27 Casey Coleman, R ERA: 5.02 | 6.0 W 26 5 3 3 5 4 0 0 0 0 0 0 0 55 91 4.50 1.500 | | | | | | | | | | | | | | | | | | | | | |
| 40 James Russell, L ERA: 5.32 | 0.1 H 1 0 0 0 1 0 0 0 0 0 1 0 3 5 0.00 0.000 | | | | | | | | | | | | | | | | | | | | | |
| 64 Justin Berg, R ERA: 5.5 | 0.2 H 4 2 0 0 0 0 0 0 0 0 0 0 6 11 0.00 3.000 | | | | | | | | | | | | | | | | | | | | | |
| 48 Andrew Cashner, R ERA: 5.25 | 1.0 H 4 0 0 0 3 1 0 0 0 0 0 0 10 19 0.00 1.000 | | | | | | | | | | | | | | | | | | | | | |
| 49 Carlos Marmol, R ERA: 2.79 | 1.0 S 3 0 0 0 1 0 0 0 0 0 0 0 7 9 0.00 0.000 | | | | | | | | | | | | | | | | | | | | | |

| Batter | 1 | 2 | 3 | 4 | 5 | 6 | 7 | 8 | 9 | AB | R | H | RBI | BB | SO | LOB | TOP | | | |
|--|---------------------------------------|---------------------------------------|---------------------------------------|---------------------------------------|---------------------------------------|---------------------------------------|---------------------------------------|---------------------------------------|---------------------------------------|---------------------------------------|---------------------------------------|---------------------------------------|---------------------------------------|---------------------------------------|---------------------------------------|---------------------------------------|--|------------------------------------|----------------------------------|--------|
| 5 Sam Fuld, L (1, 8) OBP: 0.222, SLG: 0.333 | G6-3 | | | | P6 | | P5 | | 2B | 6 | 2 | 2 | 1 | 0 | 0 | 3 | Chicago Cubs @ Florida Marlins Sun Life Stadium, Miami, FL Sun Sep 19 2010, 1:11 PM - 4:26 PM EDT Att: 20,203 - Partly Cloudy - 88 F | | | |
| 15 Darwin Barney, R (1, 6) OBP: 0.313, SLG: 0.317 | 2B 1B | BB | F8 | | BB | | F9 | | G5-3 | 3 | 3 | 0 | 0 | 3 | 0 | 1 | | | | |
| 28 Jeff Baker, R (1, 4) OBP: 0.321, SLG: 0.416 | 2B | BB | BB | | BB | | | | 2B | 5 | 2 | 4 | 2 | 1 | 1 | 0 | | | | |
| 6 Micah Hoffpauer, L (1, 3) OBP: 0.256, SLG: 0.257 | BB | BB | BB | | F8 | | | | G2-3 | 4 | 1 | 0 | 1 | 2 | 0 | 3 | | | | |
| 21 Tyler Colvin, L (1, 9) OBP: 0.316, SLG: 0.500 | BB | BB | BB | | F8 | | | | G4-3 | 1 | 1 | 0 | 1 | 1 | 1 | 3 | | | | |
| 9 Blake DeWitt, L (2, 4) OBP: 0.334, SLG: 0.364 | BB | BB | BB | | F8 | | | | G6-3 | 4 | 0 | 0 | 0 | 0 | 2 | 2 | | | | |
| 19 Bobby Seales, S (1, 5) OBP: 0.400, SLG: 0.250 | BB | BB | BB | | BB | | | | F7 | 4 | 0 | 1 | 2 | 1 | 2 | 4 | | | | |
| 56 Brad Snyder, L (1, 7) OBP: 0.286, SLG: 0.167 | F7 | BB | BB | | BB | | | | F8 | 4 | 1 | 1 | 2 | 1 | 0 | 3 | | | | |
| 53 Wellington Castillo, R (1, 2) OBP: 0.417, SLG: 0.818 | BB | BB | BB | | BB | | | | HR | 4 | 2 | 2 | 3 | 1 | 2 | 2 | | | | |
| 29 Jeff Samardzija, R (1, 1) OBP: 0.400, SLG: 0.250 | SH1-4 | | | | BB | | | | BB | 1 | 0 | 0 | 0 | 1 | 1 | 0 | | | | |
| 13 Starlin Castro, R (7, PH) OBP: 0.349, SLG: 0.420 | | | | | BB | | | | BB | 1 | 0 | 0 | 0 | 0 | 1 | 0 | | | | |
| 62 Marcos Mateo, R (7, 1) | | | | | | | | | BB | 0 | 0 | 0 | 0 | 0 | 0 | 0 | | | | |
| 20 Thomas Diamond, R (8, 1) | | | | | | | | | BB | 0 | 1 | 0 | 0 | 1 | 0 | 0 | | | | |
| 57 Scott Maine, L (9, 1) | | | | | | | | | BB | 0 | 0 | 0 | 0 | 0 | 0 | 0 | | | | |
| Inning Stats | R: 2 H: 2 E: 0 K: 1 S: 13 | L: 2 LOB: 2 P: 25 | R: 6 H: 3 E: 0 K: 1 S: 23 | H: 3 LOB: 3 BB: 6 P: 56 | R: 0 H: 0 E: 0 K: 1 S: 11 | H: 0 LOB: 0 BB: 0 P: 15 | R: 0 H: 0 E: 0 K: 2 S: 10 | H: 0 LOB: 1 BB: 1 P: 20 | R: 1 H: 1 E: 0 K: 1 S: 15 | H: 1 LOB: 1 BB: 1 P: 25 | R: 0 H: 0 E: 0 K: 2 S: 11 | H: 0 LOB: 0 BB: 0 P: 16 | R: 0 H: 1 E: 0 K: 1 S: 12 | H: 1 LOB: 1 BB: 0 P: 18 | R: 4 H: 3 E: 1 K: 0 S: 16 | H: 3 LOB: 1 BB: 1 P: 29 | 1B: 5 2B: 4 3B: 0 HR: 1 | SF: 0 SAC: 1 DP: 0 HBP: 0 | WP: 0 PB: 2 SB: 0 CS: 0 | PA: 50 |
| PITCHER | IP WLS BF H R ER SO | IP WLS BF H R ER SO | IP WLS BF H R ER SO | IP WLS BF H R ER SO | IP WLS BF H R ER SO | IP WLS BF H R ER SO | IP WLS BF H R ER SO | IP WLS BF H R ER SO | IP WLS BF H R ER SO | IP WLS BF H R ER SO | IP WLS BF H R ER SO | IP WLS BF H R ER SO | IP WLS BF H R ER SO | IP WLS BF H R ER SO | IP WLS BF H R ER SO | IP WLS BF H R ER SO | ERA WHIP | ERA WHIP | ERA WHIP | |
| 23 Andrew Miller, L (1, 1) ERA: 8.17 | 1.1 L 11 3 5 5 1 | | | | | | | | | | | | | | | | 33.75 5.250 | | | |
| 61 Brett Sinkbeil, R (2, 1) ERA: 22.0 | 0.2 8 2 3 3 1 | | | | | | | | | | | | | | | | 40.50 9.000 | | | |
| 50 Jose Ceda, R (3, 1) ERA: 7.94 | 2.0 7 0 0 0 3 | | | | | | | | | | | | | | | | 0.00 0.500 | | | |
| 34 Jorge Sosa, R (5, 1) ERA: 6.0 | 1.0 5 1 1 0 1 | | | | | | | | | | | | | | | | 0.00 2.000 | | | |
| 44 Brian Sanchez, R (6, 1) ERA: 2.35 | 2.0 7 0 0 0 3 | | | | | | | | | | | | | | | | 0.00 0.500 | | | |
| 46 Juan Carlos Oviedo, R (8, 1) ERA: 3.73 | 1.0 4 1 0 0 1 | | | | | | | | | | | | | | | | 0.00 1.000 | | | |
| 31 Burke Badenhop, R (9, 1) ERA: 4.18 | 1.0 8 3 4 3 0 | | | | | | | | | | | | | | | | 27.00 4.000 | | | |

Chicago Cubs @ Florida Marlins
 Sun Life Stadium, Miami, FL
 Sun Sep 19 2010, 1:11 PM - 4:26 PM EDT
 Att: 20,203 - Partly Cloudy - 88 F

| | |
|-----|----|
| AB | 37 |
| R | 13 |
| H | 10 |
| RBI | 12 |
| BB | 12 |
| SO | 10 |
| LOB | 21 |



| Batter | 1 | 2 | 3 | 4 | 5 | 6 | 7 | 8 | 9 | AB | R | H | RBI | BB | SO | LOB | BOTTOM | | | | | |
|--|---------------------------------------|---------------------------------------|---------------------------------------|---------------------------------------|---------------------------------------|---------------------------------------|---------------------------------------|---------------------------------------|---------------------------------------|---------------------------------------|---------------------------------------|---------------------------------------|---------------------------------------|---------------------------------------|---------------------------------------|---------------------------------------|--|----------------------------------|----------------------------------|------------------------------------|----------------------------------|--------|
| 1 Emilio Bonifacio, S (1, 6) OBP: 0.327, SLG: 0.362 | F8 | | | | F7 | | FC4-6 | | K | 4 | 0 | 0 | 0 | 0 | 0 | 1 | Chicago Cubs @ Florida Marlins Sun Life Stadium, Miami, FL Sun Sep 19 2010, 1:11 PM - 4:26 PM EDT Att: 20,203 - Partly Cloudy - 88 F | | | | | |
| 39 Chris Hatcher, R (9, PH) | | | | | | | 24 BB | | K | 1 | 0 | 0 | 0 | 0 | 1 | 1 | | | | | | |
| 24 Cameron Maybin, R (1, 8) OBP: 0.394, SLG: 0.375 | BB | | | | F8 | | | | K | 3 | 0 | 0 | 0 | 2 | 1 | 1 | | | | | | |
| 20 Logan Morrison, L (1, 7) OBP: 0.427, SLG: 0.492 | BB | | | | BB | | | | K | 2 | 1 | 0 | 0 | 2 | 0 | 2 | | | | | | |
| 6 Dan Uggla, R (1, 4) OBP: 0.367, SLG: 0.506 | F7 | | | | HR | | | | K | 3 | 1 | 1 | 2 | 0 | 1 | 2 | | | | | | |
| 15 Gaby Sanchez, R (1, 3) OBP: 0.346, SLG: 0.460 | FC6-4 | | | | HR | | | | K | 4 | 0 | 1 | 0 | 0 | 1 | 2 | | | | | | |
| 27 Giancarlo Stanton, R (1, 9) OBP: 0.317, SLG: 0.511 | | | | | F9 | | | | BB | 3 | 0 | 0 | 0 | 1 | 0 | 2 | | | | | | |
| 18 Wes Helms, R (1, 5) OBP: 0.310, SLG: 0.355 | | | | | K | | | | K | 4 | 0 | 0 | 0 | 0 | 3 | 3 | | | | | | |
| 11 Mike Rivera, R (1, 2) | | | | | G3 | | | | F8 | 3 | 0 | 0 | 0 | 0 | 0 | 0 | | | | | | |
| 23 Andrew Miller, L (1, 1) ERA: 8.17 | | | | | K | | | | BB | 0 | 0 | 0 | 0 | 0 | 0 | 0 | | | | | | |
| 61 Brett Sinkbeil, R (2, 1) ERA: 22.0 | | | | | HR | | | | BB | 0 | 0 | 0 | 0 | 0 | 0 | 0 | | | | | | |
| 50 Jose Ceda, R (3, 1) ERA: 7.94 | | | | | | | | | BB | 0 | 0 | 0 | 0 | 0 | 0 | 0 | | | | | | |
| 34 Jorge Sosa, R (5, 1) ERA: 6.0 | | | | | | | | | BB | 0 | 1 | 1 | 1 | 0 | 1 | 0 | | | | | | |
| 44 Brian Sanchez, R (6, 1) ERA: 2.35 | | | | | | | | | BB | 0 | 0 | 0 | 0 | 0 | 0 | 0 | | | | | | |
| 46 Juan Carlos Oviedo, R (8, 1) ERA: 3.73 | | | | | | | | | BB | 0 | 0 | 0 | 0 | 0 | 0 | 0 | | | | | | |
| 31 Burke Badenhop, R (9, 1) ERA: 4.18 | | | | | | | | | BB | 0 | 0 | 0 | 0 | 0 | 0 | 0 | | | | | | |
| Inning Stats | R: 0 H: 0 E: 0 K: 0 S: 10 | H: 0 LOB: 2 BB: 2 P: 23 | R: 0 H: 0 E: 0 K: 0 S: 8 | H: 0 LOB: 0 BB: 0 P: 11 | R: 0 H: 0 E: 0 K: 1 S: 8 | H: 0 LOB: 0 BB: 0 P: 11 | R: 2 H: 1 E: 0 K: 2 S: 14 | H: 1 LOB: 0 BB: 1 P: 22 | R: 1 H: 1 E: 0 K: 0 S: 8 | H: 1 LOB: 0 BB: 0 P: 12 | R: 0 H: 1 E: 0 K: 1 S: 9 | H: 0 LOB: 2 BB: 1 P: 13 | R: 0 H: 0 E: 0 K: 1 S: 11 | H: 0 LOB: 1 BB: 1 P: 23 | R: 0 H: 0 E: 0 K: 2 S: 9 | H: 0 LOB: 1 BB: 1 P: 16 | R: 0 H: 0 E: 0 K: 2 S: 8 | H: 0 LOB: 1 BB: 1 P: 15 | 1B: 1 2B: 0 3B: 0 HR: 2 | SF: 0 SAC: 0 DP: 0 HBP: 2 | WP: 0 PB: 0 SB: 0 CS: 0 | PA: 38 |
| PITCHER | IP WLS BF H R ER SO | IP WLS BF H R ER SO | IP WLS BF H R ER SO | IP WLS BF H R ER SO | IP WLS BF H R ER SO | IP WLS BF H R ER SO | IP WLS BF H R ER SO | IP WLS BF H R ER SO | IP WLS BF H R ER SO | IP WLS BF H R ER SO | IP WLS BF H R ER SO | IP WLS BF H R ER SO | IP WLS BF H R ER SO | IP WLS BF H R ER SO | IP WLS BF H R ER SO | IP WLS BF H R ER SO | ERA WHIP | ERA WHIP | ERA WHIP | | | |
| 29 Jeff Samardzija, R (1, 1) ERA: 6.0 | 6.0 W 25 3 3 3 4 | | | | | | | | | | | | | | | | 4.50 1.000 | | | | | |
| 62 Marcos Mateo, R (7, 1) ERA: 7.16 | 1.0 5 0 0 0 1 | | | | | | | | | | | | | | | | 0.00 1.000 | | | | | |
| 20 Thomas Diamond, R (8, 1) ERA: 7.2 | 1.0 4 0 0 0 2 | | | | | | | | | | | | | | | | 0.00 1.000 | | | | | |
| 57 Scott Maine, L (9, 1) ERA: 3.38 | 1.0 4 0 0 0 2 | | | | | | | | | | | | | | | | 0.00 1.000 | | | | | |

Chicago Cubs @ Florida Marlins
 Sun Life Stadium, Miami, FL
 Sun Sep 19 2010, 1:11 PM - 4:26 PM EDT
 Att: 20,203 - Partly Cloudy - 88 F

| | |
|-----|----|
| AB | 30 |
| R | 3 |
| H | 3 |
| RBI | 3 |
| BB | 6 |
| SO | 9 |
| LOB | 15 |



| Batter | 1 | 2 | 3 | 4 | 5 | 6 | 7 | 8 | 9 | AB | R | H | RBI | BB | SO | LOB | TOP | | | | | | | |
|--|---|---|---|---|---|---|---|---|---|---|---|---|---|---|---|---|--|---|---|---|---|---|---|---|
| 13 Cody Ross, R (1,8) OBP: 0.313, SLG: 0.387 | | | | | | | | | | 3 | 0 | 1 | 0 | 1 | 2 | 0 | San Francisco Giants @ Chicago Cubs Wrigley Field, Chicago, IL Tue Sep 21 2010, 8:19 PM - 10:36 PM CDT Att: 36,364 - Overcast - 70 F | | | | | | | |
| 21 Freddy Sanchez, R (1,4) OBP: 0.339, SLG: 0.375 | | | | | | | | | | 2 | 0 | 0 | 0 | 1 | 1 | 3 | | | | | | | | |
| 17 Aubrey Huff, L (1,3) OBP: 0.382, SLG: 0.510 | | | | | | | | | | 3 | 0 | 0 | 0 | 1 | 0 | 2 | | | | | | | | |
| 28 Buster Posey, R (1,2) | | | | | | | | | | 4 | 1 | 1 | 1 | 0 | 1 | 4 | | | | | | | | |
| 9 Pat Burrell, R (1,7) OBP: 0.351, SLG: 0.466 | | | | | | | | | | 3 | 0 | 0 | 0 | 1 | 1 | 0 | | | | | | | | |
| 12 Nate Schierholz, L (8,9) OBP: 0.320, SLG: 0.319 | | | | | | | | | | 0 | 0 | 0 | 0 | 0 | 0 | 0 | | | | | | | | |
| 6 Jose Guillen, R (1,9) OBP: 0.319, SLG: 0.430 | | | | | | | | | | 4 | 0 | 0 | 0 | 0 | 2 | 1 | | | | | | | | |
| 54 Sergio Romo, R (8,1) | | | | | | | | | | 0 | 0 | 0 | 0 | 0 | 0 | 0 | | | | | | | | |
| 38 Brian Wilson, R (9,1) | | | | | | | | | | 0 | 0 | 0 | 0 | 0 | 0 | 0 | | | | | | | | |
| 48 Pablo Sandoval, S (1,5) OBP: 0.319, SLG: 0.401 | | | | | | | | | | 3 | 0 | 1 | 0 | 1 | 1 | 0 | | | | | | | | |
| 5 Juan Uribe, R (1,6) OBP: 0.311, SLG: 0.427 | | | | | | | | | | 4 | 0 | 2 | 0 | 0 | 0 | 1 | | | | | | | | |
| 18 Matt Cain, R (1,1) OBP: 0.113, SLG: 0.115 | | | | | | | | | | 1 | 0 | 0 | 0 | 0 | 1 | 3 | | | | | | | | |
| 35 Travis Ishikawa, L (7,PH) OBP: 0.311, SLG: 0.395 | | | | | | | | | | 1 | 0 | 0 | 0 | 0 | 0 | 0 | | | | | | | | |
| 52 Ramon E Ramirez, R (7,1) OBP: 0.263, SLG: 0.333 | | | | | | | | | | 0 | 0 | 0 | 0 | 0 | 0 | 0 | | | | | | | | |
| 8 Eugenio Velez, S (8,7) OBP: 0.263, SLG: 0.333 | | | | | | | | | | 1 | 0 | 0 | 0 | 0 | 0 | 0 | | | | | | | | |
| Inning Stats | R: 0 E: 0 K: 1 S: 6 | H: 0 LOB: 0 BB: 0 P: 13 | R: 0 E: 0 K: 3 S: 15 | H: 2 LOB: 3 BB: 1 P: 25 | R: 0 E: 0 K: 1 S: 9 | H: 0 LOB: 1 BB: 1 P: 20 | R: 0 E: 0 K: 3 S: 10 | H: 0 LOB: 0 BB: 0 P: 18 | R: 0 E: 0 K: 0 S: 12 | H: 1 LOB: 3 BB: 2 P: 24 | R: 0 E: 0 K: 0 S: 8 | H: 0 LOB: 0 BB: 0 P: 16 | R: 0 E: 0 K: 1 S: 8 | H: 1 LOB: 0 BB: 0 P: 9 | R: 1 E: 0 K: 0 S: 12 | H: 1 LOB: 0 BB: 0 P: 18 | R: 0 E: 0 K: 0 S: 8 | H: 0 LOB: 0 BB: 0 P: 11 | 1B: 4 2B: 0 3B: 0 HR: 1 | SF: 0 SAC: 1 DP: 1 HBP: 1 | WP: 0 PB: 0 SB: 0 CS: 1 | PA: 36 | | |
| PITCHER | IP WLS BF H R ER SO BB IBB HBP BLK WP HR S P ERA WHIP | IP WLS BF H R ER SO BB IBB HBP BLK WP HR S P ERA WHIP | IP WLS BF H R ER SO BB IBB HBP BLK WP HR S P ERA WHIP | IP WLS BF H R ER SO BB IBB HBP BLK WP HR S P ERA WHIP | IP WLS BF H R ER SO BB IBB HBP BLK WP HR S P ERA WHIP | IP WLS BF H R ER SO BB IBB HBP BLK WP HR S P ERA WHIP | IP WLS BF H R ER SO BB IBB HBP BLK WP HR S P ERA WHIP | IP WLS BF H R ER SO BB IBB HBP BLK WP HR S P ERA WHIP | IP WLS BF H R ER SO BB IBB HBP BLK WP HR S P ERA WHIP | IP WLS BF H R ER SO BB IBB HBP BLK WP HR S P ERA WHIP | IP WLS BF H R ER SO BB IBB HBP BLK WP HR S P ERA WHIP | IP WLS BF H R ER SO BB IBB HBP BLK WP HR S P ERA WHIP | IP WLS BF H R ER SO BB IBB HBP BLK WP HR S P ERA WHIP | IP WLS BF H R ER SO BB IBB HBP BLK WP HR S P ERA WHIP | IP WLS BF H R ER SO BB IBB HBP BLK WP HR S P ERA WHIP | IP WLS BF H R ER SO BB IBB HBP BLK WP HR S P ERA WHIP | IP WLS BF H R ER SO BB IBB HBP BLK WP HR S P ERA WHIP | IP WLS BF H R ER SO BB IBB HBP BLK WP HR S P ERA WHIP | IP WLS BF H R ER SO BB IBB HBP BLK WP HR S P ERA WHIP | IP WLS BF H R ER SO BB IBB HBP BLK WP HR S P ERA WHIP | IP WLS BF H R ER SO BB IBB HBP BLK WP HR S P ERA WHIP | IP WLS BF H R ER SO BB IBB HBP BLK WP HR S P ERA WHIP | IP WLS BF H R ER SO BB IBB HBP BLK WP HR S P ERA WHIP | IP WLS BF H R ER SO BB IBB HBP BLK WP HR S P ERA WHIP |

| | |
|-----|----|
| AB | 29 |
| R | 1 |
| H | 5 |
| RBI | 1 |
| BB | 5 |
| SO | 9 |
| LOB | 14 |



| Batter | 1 | 2 | 3 | 4 | 5 | 6 | 7 | 8 | 9 | AB | R | H | RBI | BB | SO | LOB | BOTTOM | | | | | | | |
|---|---|---|---|---|---|---|---|---|---|---|---|---|---|---|---|---|--|---|---|---|---|---|---|---|
| 9 Blake DeWitt, L (1,4) OBP: 0.333, SLG: 0.363 | | | | | | | | | | 4 | 0 | 1 | 0 | 0 | 0 | 0 | San Francisco Giants @ Chicago Cubs Wrigley Field, Chicago, IL Tue Sep 21 2010, 8:19 PM - 10:36 PM CDT Att: 36,364 - Overcast - 70 F | | | | | | | |
| 13 Starlin Castro, R (1,6) OBP: 0.311, SLG: 0.418 | | | | | | | | | | 2 | 0 | 0 | 0 | 1 | 1 | 0 | | | | | | | | |
| 24 Marion Byrd, R (1,8) OBP: 0.348, SLG: 0.437 | | | | | | | | | | 4 | 0 | 0 | 0 | 0 | 0 | 3 | | | | | | | | |
| 16 Aramis Ramirez, R (1,5) OBP: 0.295, SLG: 0.453 | | | | | | | | | | 3 | 0 | 0 | 0 | 0 | 1 | 1 | | | | | | | | |
| 22 Xavier Nady, R (1,3) OBP: 0.318, SLG: 0.375 | | | | | | | | | | 3 | 0 | 0 | 0 | 0 | 0 | 1 | | | | | | | | |
| 1 Kosuke Fukudome, L (1,9) OBP: 0.379, SLG: 0.446 | | | | | | | | | | 3 | 0 | 1 | 0 | 0 | 1 | 0 | | | | | | | | |
| 12 Alfonso Soriano, R (1,7) OBP: 0.315, SLG: 0.491 | | | | | | | | | | 3 | 0 | 0 | 0 | 0 | 0 | 1 | | | | | | | | |
| 55 Koyie Hill, S (1,2) OBP: 0.247, SLG: 0.302 | | | | | | | | | | 3 | 0 | 0 | 0 | 0 | 1 | 0 | | | | | | | | |
| 38 Carlos Zambrano, S (1,1) OBP: 0.250, SLG: 0.319 | | | | | | | | | | 1 | 0 | 0 | 0 | 0 | 0 | 0 | | | | | | | | |
| 5 Sam Fuld, L (6,PH) OBP: 0.200, SLG: 0.300 | | | | | | | | | | 1 | 0 | 0 | 0 | 0 | 0 | 0 | | | | | | | | |
| 48 Andrew Cashner, R (7,1) OBP: 0.333, SLG: 0.200 | | | | | | | | | | 0 | 0 | 0 | 0 | 0 | 0 | 0 | | | | | | | | |
| 19 Bobby Seales, S (8,PH) OBP: 0.333, SLG: 0.200 | | | | | | | | | | 0 | 0 | 0 | 0 | 0 | 0 | 0 | | | | | | | | |
| 57 Scott Maine, L (9,1) ERA: 1.84 | | | | | | | | | | 0 | 0 | 0 | 0 | 0 | 0 | 0 | | | | | | | | |
| Inning Stats | R: 0 E: 0 K: 0 S: 10 | H: 0 LOB: 0 BB: 1 P: 16 | R: 0 E: 0 K: 0 S: 7 | H: 1 LOB: 0 BB: 0 P: 13 | R: 0 E: 0 K: 0 S: 4 | H: 0 LOB: 0 BB: 0 P: 10 | R: 0 E: 0 K: 1 S: 11 | H: 0 LOB: 1 BB: 0 P: 14 | R: 0 E: 0 K: 1 S: 6 | H: 0 LOB: 0 BB: 0 P: 11 | R: 0 E: 0 K: 0 S: 11 | H: 1 LOB: 1 BB: 0 P: 18 | R: 0 E: 0 K: 1 S: 8 | H: 0 LOB: 0 BB: 0 P: 11 | R: 0 E: 0 K: 1 S: 9 | H: 0 LOB: 0 BB: 0 P: 14 | R: 0 E: 0 K: 0 S: 8 | H: 0 LOB: 0 BB: 0 P: 12 | 1B: 2 2B: 0 3B: 0 HR: 0 | SF: 0 SAC: 0 DP: 1 HBP: 1 | WP: 0 PB: 0 SB: 0 CS: 1 | PA: 30 | | |
| PITCHER | IP WLS BF H R ER SO BB IBB HBP BLK WP HR S P ERA WHIP | IP WLS BF H R ER SO BB IBB HBP BLK WP HR S P ERA WHIP | IP WLS BF H R ER SO BB IBB HBP BLK WP HR S P ERA WHIP | IP WLS BF H R ER SO BB IBB HBP BLK WP HR S P ERA WHIP | IP WLS BF H R ER SO BB IBB HBP BLK WP HR S P ERA WHIP | IP WLS BF H R ER SO BB IBB HBP BLK WP HR S P ERA WHIP | IP WLS BF H R ER SO BB IBB HBP BLK WP HR S P ERA WHIP | IP WLS BF H R ER SO BB IBB HBP BLK WP HR S P ERA WHIP | IP WLS BF H R ER SO BB IBB HBP BLK WP HR S P ERA WHIP | IP WLS BF H R ER SO BB IBB HBP BLK WP HR S P ERA WHIP | IP WLS BF H R ER SO BB IBB HBP BLK WP HR S P ERA WHIP | IP WLS BF H R ER SO BB IBB HBP BLK WP HR S P ERA WHIP | IP WLS BF H R ER SO BB IBB HBP BLK WP HR S P ERA WHIP | IP WLS BF H R ER SO BB IBB HBP BLK WP HR S P ERA WHIP | IP WLS BF H R ER SO BB IBB HBP BLK WP HR S P ERA WHIP | IP WLS BF H R ER SO BB IBB HBP BLK WP HR S P ERA WHIP | IP WLS BF H R ER SO BB IBB HBP BLK WP HR S P ERA WHIP | IP WLS BF H R ER SO BB IBB HBP BLK WP HR S P ERA WHIP | IP WLS BF H R ER SO BB IBB HBP BLK WP HR S P ERA WHIP | IP WLS BF H R ER SO BB IBB HBP BLK WP HR S P ERA WHIP | IP WLS BF H R ER SO BB IBB HBP BLK WP HR S P ERA WHIP | IP WLS BF H R ER SO BB IBB HBP BLK WP HR S P ERA WHIP | IP WLS BF H R ER SO BB IBB HBP BLK WP HR S P ERA WHIP | IP WLS BF H R ER SO BB IBB HBP BLK WP HR S P ERA WHIP |



| Batter | 1 | 2 | 3 | 4 | 5 | 6 | 7 | 8 | 9 | AB | R | H | RBI | BB | SO | LOB | TOP |
|---|---|---|--|--|--------------------------------------|---------------------------------|--------------------------------------|----------------------------------|--------------------------------------|----------------------------------|---------------------------------------|----------------------------------|---------------------------------------|----------------------------------|----------------------------------|------------------------------------|--|
| 13 Cody Ross, R OBP: 0.313, SLG: 0.388 | | | | | | | | | | 4 | 0 | 1 | 0 | 0 | 0 | 0 | San Francisco Giants @ Chicago Cubs Wrigley Field, Chicago, IL Wed Sep 22 2010, 7:07 PM - 9:29 PM CDT Att: 37,285 - Cloudy - 64 F |
| 21 Freddy Sanchez, R OBP: 0.341, SLG: 0.379 | | | | | | | | | | 4 | 0 | 2 | 0 | 0 | 1 | 2 | |
| 17 Aubrey Huff, L OBP: 0.361, SLG: 0.508 | | | | | | | | | | 4 | 0 | 1 | 0 | 0 | 1 | 1 | |
| 28 Buster Posey, R OBP: 0.369, SLG: 0.516 | | | | | | | | | | 4 | 0 | 0 | 0 | 0 | 3 | 2 | |
| 9 Pat Burrell, R OBP: 0.353, SLG: 0.464 2 Emmanuel Burriss, S OBP: 0.500, SLG: 0.950 | | | | | | | | | | 3 | 0 | 1 | 0 | 1 | 1 | 2 | |
| 6 Jose Guillen, R OBP: 0.318, SLG: 0.431 | | | | | | | | | | 4 | 0 | 1 | 0 | 0 | 2 | 2 | |
| 48 Pablo Sandoval, S 14 Mike Fontenot, L OBP: 0.332, SLG: 0.383 | | | | | | | | | | 2 | 0 | 0 | 0 | 0 | 1 | 1 | |
| 5 Juan Uribe, R OBP: 0.309, SLG: 0.424 | | | | | | | | | | 3 | 0 | 0 | 0 | 0 | 1 | 1 | |
| 57 Jonathan Sánchez, L 47 Chris Ray, R 35 Travis Ishikawa, L 46 Santiago Casilla, R | | | | | | | | | | 2 | 0 | 0 | 0 | 0 | 0 | 1 | |
| Inning Stats | R: 0 H: 2 E: 0 K: 2 S: 13 | H: 2 LOB: 2 BB: 0 P: 18 | R: 0 H: 1 E: 0 K: 0 S: 7 | H: 1 LOB: 1 BB: 0 P: 10 | R: 0 H: 0 E: 0 K: 0 S: 6 | H: 0 LOB: 0 BB: 0 P: 9 | R: 0 H: 0 E: 0 K: 2 S: 8 | H: 0 LOB: 0 BB: 0 P: 10 | R: 0 H: 1 E: 0 K: 0 S: 8 | H: 1 LOB: 0 BB: 0 P: 11 | R: 0 H: 1 E: 0 K: 1 S: 10 | H: 1 LOB: 2 BB: 1 P: 17 | R: 0 H: 0 E: 0 K: 3 S: 11 | H: 0 LOB: 1 BB: 1 P: 20 | 1B: 3 2B: 4 3B: 0 HR: 0 | SF: 0 SAC: 0 DP: 2 HBP: 0 | |
| PITCHER | IP WLS BF H R ER SO BB IBB HBP BLK WP HR S P ERA WHIP | 7.2 W 28 6 0 0 6 1 0 0 0 0 0 64 91 0.00 0.913 | 1.1 S 5 0 0 0 4 1 0 0 0 0 0 14 24 0.00 0.750 | PITCHER IP WLS BF H R ER SO BB IBB HBP BLK WP HR S P ERA WHIP | | | | | | | | | | | | | |

| Batter | 1 | 2 | 3 | 4 | 5 | 6 | 7 | 8 | 9 | AB | R | H | RBI | BB | SO | LOB | BOTTOM | | |
|--|---|--|--|--|--|----------------------------------|---------------------------------------|----------------------------------|---------------------------------------|----------------------------------|---------------------------------------|----------------------------------|---------------------------------------|----------------------------------|---------------------------------------|----------------------------------|--|----------------------------------|------------------------------------|
| 15 Darwin Barney, R OBP: 0.309, SLG: 0.302 | | | | | | | | | | 3 | 0 | 0 | 0 | 1 | 0 | 1 | San Francisco Giants @ Chicago Cubs Wrigley Field, Chicago, IL Wed Sep 22 2010, 7:07 PM - 9:29 PM CDT Att: 37,285 - Cloudy - 64 F | | |
| 13 Starlin Castro, R | | | | | | | | | | 4 | 0 | 1 | 0 | 0 | 0 | 0 | | | |
| 24 Marlon Byrd, R OBP: 0.347, SLG: 0.436 | | | | | | | | | | 4 | 0 | 1 | 0 | 0 | 2 | 2 | | | |
| 16 Aramis Ramirez, R OBP: 0.292, SLG: 0.449 | | | | | | | | | | 4 | 0 | 0 | 0 | 0 | 0 | 1 | | | |
| 22 Xavier Nady, R OBP: 0.317, SLG: 0.371 | | | | | | | | | | 3 | 0 | 0 | 0 | 1 | 1 | 1 | | | |
| 12 Alfonso Soriano, R 5 Sam Fuld, L OBP: 0.200, SLG: 0.300 | | | | | | | | | | 3 | 0 | 1 | 0 | 0 | 1 | 1 | | | |
| 1 Kosuke Fukudome, L OBP: 0.381, SLG: 0.455 | | | | | | | | | | 2 | 1 | 1 | 1 | 1 | 1 | 1 | | | |
| 55 Koyie Hill, S OBP: 0.249, SLG: 0.308 | | | | | | | | | | 3 | 1 | 1 | 0 | 0 | 1 | 1 | | | |
| 36 Randy Wells, R 49 Carlos Marmol, R | | | | | | | | | | 2 | 0 | 0 | 0 | 1 | 2 | 0 | | | |
| Inning Stats | R: 0 H: 0 E: 0 K: 1 S: 10 | H: 0 LOB: 0 BB: 0 P: 13 | R: 0 H: 0 E: 0 K: 1 S: 7 | H: 0 LOB: 0 BB: 0 P: 10 | R: 1 H: 2 E: 0 K: 2 S: 18 | H: 2 LOB: 1 BB: 1 P: 32 | R: 0 H: 1 E: 0 K: 1 S: 12 | H: 1 LOB: 0 BB: 0 P: 19 | R: 1 H: 1 E: 0 K: 1 S: 10 | H: 1 LOB: 0 BB: 0 P: 14 | R: 0 H: 0 E: 0 K: 1 S: 14 | H: 0 LOB: 1 BB: 1 P: 21 | R: 0 H: 0 E: 0 K: 1 S: 10 | H: 0 LOB: 2 BB: 2 P: 20 | R: 0 H: 1 E: 0 K: 0 S: 10 | H: 1 LOB: 1 BB: 0 P: 14 | | 1B: 3 2B: 1 3B: 0 HR: 1 | SF: 0 SAC: 0 DP: 0 HBP: 0 |
| PITCHER | IP WLS BF H R ER SO BB IBB HBP BLK WP HR S P ERA WHIP | 5.2 L 23 4 2 1 6 2 0 0 0 0 0 65 102 1.59 1.059 | 1.1 S 5 0 0 0 2 2 0 0 0 0 0 16 27 0.00 1.500 | 1.0 S 4 1 0 0 0 0 0 0 0 0 0 10 14 0.00 1.000 | PITCHER IP WLS BF H R ER SO BB IBB HBP BLK WP HR S P ERA WHIP | | | | | | | | | | | | | | |

| Batter | 1 | 2 | 3 | 4 | 5 | 6 | 7 | 8 | 9 | AB | R | H | RBI | BB | SO | LOB | TOP | | | | | | | | | | |
|---|---|---|--|---|--|----------------------------------|--|---|--|---|--|---|--|---|--|---|--|---|--|---|--|---|--|---|--|---|--|
| 14 Mike Fontenot, L (1.5) OBP: 0.332, SLG: 0.386 | | | | | | | | | | 6 | 2 | 2 | 0 | 0 | 0 | 4 | San Francisco Giants @ Chicago Cubs Wrigley Field, Chicago, IL Thu Sep 23 20:10, 6:08 PM - 8:55 PM CDT Att: 34,481 - Cloudy - 85 F | | | | | | | | | | |
| 21 Freddy Sanchez, R (1.4) OBP: 0.366, SLG: 0.387 | | | | | | | | | | 5 | 1 | 4 | 1 | 0 | 0 | 0 | | | | | | | | | | | |
| 2 Emmanuel Burriss, S (7.4) OBP: 0.400, SLG: 0.400 | | | | | | | | | | 1 | 0 | 0 | 0 | 0 | 0 | 0 | | | | | | | | | | | |
| 17 Aubrey Huff, L (1.3) OBP: 0.311, SLG: 0.524 | | | | | | | | | | 2 | 0 | 0 | 0 | 1 | 1 | 3 | | | | | | | | | | | |
| 35 Travis Ishikawa, L (3.3) OBP: 0.315, SLG: 0.390 | | | | | | | | | | 2 | 0 | 0 | 0 | 1 | 0 | 0 | | | | | | | | | | | |
| 28 Buster Posey, R (1.2) OBP: 0.370, SLG: 0.524 | | | | | | | | | | 4 | 2 | 2 | 2 | 0 | 0 | 4 | | | | | | | | | | | |
| 22 Eli Whiteside, R (6.2) OBP: 0.299, SLG: 0.397 | | | | | | | | | | 1 | 1 | 1 | 0 | 0 | 0 | 0 | | | | | | | | | | | |
| 9 Pat Burrell, R (1.7) OBP: 0.351, SLG: 0.460 | | | | | | | | | | 3 | 1 | 0 | 0 | 1 | 1 | 3 | | | | | | | | | | | |
| 33 Aaron Rowand, R (5.8) OBP: 0.279, SLG: 0.367 | | | | | | | | | | 1 | 0 | 1 | 0 | 0 | 0 | 0 | | | | | | | | | | | |
| 6 Joss Guillen, R (1.9) OBP: 0.322, SLG: 0.432 | | | | | | | | | | 1 | 2 | 1 | 0 | 0 | 0 | 0 | | | | | | | | | | | |
| 12 Nate Schierholz, L (4.9) OBP: 0.317, SLG: 0.374 | | | | | | | | | | 2 | 0 | 0 | 0 | 0 | 1 | 2 | | | | | | | | | | | |
| 5 Juan Uribe, R (1.6) OBP: 0.323, SLG: 0.437 | | | | | | | | | | 4 | 2 | 2 | 6 | 0 | 0 | 1 | | | | | | | | | | | |
| 48 Pablo Sandoval, S (8. PH) OBP: 0.319, SLG: 0.401 | | | | | | | | | | 1 | 0 | 1 | 1 | 0 | 0 | 0 | | | | | | | | | | | |
| 13 Cody Ross, R (5.8) OBP: 0.315, SLG: 0.396 | | | | | | | | | | 5 | 1 | 3 | 1 | 0 | 1 | 2 | | | | | | | | | | | |
| 59 Guillermo Mota, R (8.1) OBP: 0.299, SLG: 0.397 | | | | | | | | | | 0 | 0 | 0 | 0 | 0 | 0 | 0 | | | | | | | | | | | |
| 45 Dan Runzler, L (9.1) OBP: 0.299, SLG: 0.397 | | | | | | | | | | 0 | 0 | 0 | 0 | 0 | 0 | 0 | | | | | | | | | | | |
| 40 Madison Bumgarner, R (1.1) OBP: 0.225, SLG: 0.211 | | | | | | | | | | 4 | 1 | 2 | 0 | 0 | 1 | 2 | | | | | | | | | | | |
| 8 Eugenio Velez, S (8. PH) OBP: 0.259, SLG: 0.327 | | | | | | | | | | 1 | 0 | 0 | 0 | 0 | 0 | 2 | | | | | | | | | | | |
| Inning Stats | R: 1 E: 0 K: 0 S: 7 | H: 2 LOB: 1 BB: 1 P: 14 | R: 9 E: 0 K: 2 S: 35 | H: 8 LOB: 2 BB: 1 P: 56 | R: 1 E: 0 K: 1 S: 12 | H: 2 LOB: 0 BB: 0 P: 21 | R: 0 E: 0 K: 1 S: 12 | H: 2 LOB: 2 BB: 0 P: 20 | R: 0 E: 0 K: 0 S: 10 | H: 1 LOB: 0 BB: 1 P: 16 | R: 1 E: 0 K: 1 S: 10 | H: 1 LOB: 0 BB: 0 P: 17 | R: 0 E: 0 K: 0 S: 6 | H: 0 LOB: 0 BB: 0 P: 10 | R: 1 E: 0 K: 0 S: 14 | H: 3 LOB: 2 BB: 0 P: 22 | R: 0 E: 0 K: 0 S: 6 | H: 0 LOB: 0 BB: 0 P: 9 | 1B: 13 2B: 2 3B: 0 HR: 4 | SF: 0 SAC: 0 DP: 3 HBP: 2 | WP: 1 PB: 0 SB: 0 CS: 0 | PA: 48 | | | | | |
| PITCHER | IP: 1.2 WLS: L BF: 15 H: 7 R: 8 ER: 9 SO: 2 BB: 2 IBB: 0 HBP: 2 BLK: 0 WP: 1 HR: 1 S: 30 P: 53 ERA: 48.60 WHIP: 5.400 | IP: 2.2 WLS: 16 BF: 8 H: 2 R: 2 ER: 2 SO: 1 BB: 0 IBB: 0 HBP: 0 BLK: 0 WP: 2 HR: 43 S: 69 P: 6.75 ERA: 3.375 | IP: 1.2 WLS: 5 BF: 1 H: 1 R: 1 ER: 1 SO: 2 BB: 0 IBB: 0 HBP: 0 BLK: 0 WP: 1 HR: 13 S: 22 P: 5.40 ERA: 6.000 | IP: 1.0 WLS: 3 BF: 0 H: 0 R: 0 ER: 0 SO: 0 BB: 0 IBB: 0 HBP: 0 BLK: 0 WP: 0 HR: 6 S: 10 P: 0.00 ERA: 0.000 | IP: 1.0 WLS: 6 BF: 3 H: 0 R: 0 ER: 0 SO: 0 BB: 0 IBB: 0 HBP: 0 BLK: 0 WP: 0 HR: 14 S: 22 P: 9.00 ERA: 3.000 | PITCHER | IP: 1.0 WLS: 3 BF: 0 H: 0 R: 0 ER: 0 SO: 0 BB: 0 IBB: 0 HBP: 0 BLK: 0 WP: 0 HR: 6 S: 9 P: 0.00 ERA: 0.000 | IP: 1.0 WLS: 16 BF: 8 H: 2 R: 2 ER: 2 SO: 1 BB: 0 IBB: 0 HBP: 0 BLK: 0 WP: 2 HR: 43 S: 69 P: 6.75 ERA: 3.375 | IP: 1.2 WLS: 5 BF: 1 H: 1 R: 1 ER: 1 SO: 2 BB: 0 IBB: 0 HBP: 0 BLK: 0 WP: 1 HR: 13 S: 22 P: 5.40 ERA: 6.000 | IP: 1.0 WLS: 3 BF: 0 H: 0 R: 0 ER: 0 SO: 0 BB: 0 IBB: 0 HBP: 0 BLK: 0 WP: 0 HR: 6 S: 10 P: 0.00 ERA: 0.000 | IP: 1.0 WLS: 6 BF: 3 H: 0 R: 0 ER: 0 SO: 0 BB: 0 IBB: 0 HBP: 0 BLK: 0 WP: 0 HR: 14 S: 22 P: 9.00 ERA: 3.000 | IP: 1.0 WLS: 16 BF: 8 H: 2 R: 2 ER: 2 SO: 1 BB: 0 IBB: 0 HBP: 0 BLK: 0 WP: 2 HR: 43 S: 69 P: 6.75 ERA: 3.375 | IP: 1.2 WLS: 5 BF: 1 H: 1 R: 1 ER: 1 SO: 2 BB: 0 IBB: 0 HBP: 0 BLK: 0 WP: 1 HR: 13 S: 22 P: 5.40 ERA: 6.000 | IP: 1.0 WLS: 3 BF: 0 H: 0 R: 0 ER: 0 SO: 0 BB: 0 IBB: 0 HBP: 0 BLK: 0 WP: 0 HR: 6 S: 10 P: 0.00 ERA: 0.000 | IP: 1.0 WLS: 6 BF: 3 H: 0 R: 0 ER: 0 SO: 0 BB: 0 IBB: 0 HBP: 0 BLK: 0 WP: 0 HR: 14 S: 22 P: 9.00 ERA: 3.000 | IP: 1.0 WLS: 16 BF: 8 H: 2 R: 2 ER: 2 SO: 1 BB: 0 IBB: 0 HBP: 0 BLK: 0 WP: 2 HR: 43 S: 69 P: 6.75 ERA: 3.375 | IP: 1.2 WLS: 5 BF: 1 H: 1 R: 1 ER: 1 SO: 2 BB: 0 IBB: 0 HBP: 0 BLK: 0 WP: 1 HR: 13 S: 22 P: 5.40 ERA: 6.000 | IP: 1.0 WLS: 3 BF: 0 H: 0 R: 0 ER: 0 SO: 0 BB: 0 IBB: 0 HBP: 0 BLK: 0 WP: 0 HR: 6 S: 10 P: 0.00 ERA: 0.000 | IP: 1.0 WLS: 6 BF: 3 H: 0 R: 0 ER: 0 SO: 0 BB: 0 IBB: 0 HBP: 0 BLK: 0 WP: 0 HR: 14 S: 22 P: 9.00 ERA: 3.000 | IP: 1.0 WLS: 16 BF: 8 H: 2 R: 2 ER: 2 SO: 1 BB: 0 IBB: 0 HBP: 0 BLK: 0 WP: 2 HR: 43 S: 69 P: 6.75 ERA: 3.375 | IP: 1.2 WLS: 5 BF: 1 H: 1 R: 1 ER: 1 SO: 2 BB: 0 IBB: 0 HBP: 0 BLK: 0 WP: 1 HR: 13 S: 22 P: 5.40 ERA: 6.000 | IP: 1.0 WLS: 3 BF: 0 H: 0 R: 0 ER: 0 SO: 0 BB: 0 IBB: 0 HBP: 0 BLK: 0 WP: 0 HR: 6 S: 10 P: 0.00 ERA: 0.000 | IP: 1.0 WLS: 6 BF: 3 H: 0 R: 0 ER: 0 SO: 0 BB: 0 IBB: 0 HBP: 0 BLK: 0 WP: 0 HR: 14 S: 22 P: 9.00 ERA: 3.000 | IP: 1.0 WLS: 16 BF: 8 H: 2 R: 2 ER: 2 SO: 1 BB: 0 IBB: 0 HBP: 0 BLK: 0 WP: 2 HR: 43 S: 69 P: 6.75 ERA: 3.375 | IP: 1.2 WLS: 5 BF: 1 H: 1 R: 1 ER: 1 SO: 2 BB: 0 IBB: 0 HBP: 0 BLK: 0 WP: 1 HR: 13 S: 22 P: 5.40 ERA: 6.000 | IP: 1.0 WLS: 3 BF: 0 H: 0 R: 0 ER: 0 SO: 0 BB: 0 IBB: 0 HBP: 0 BLK: 0 WP: 0 HR: 6 S: 10 P: 0.00 ERA: 0.000 | IP: 1.0 WLS: 6 BF: 3 H: 0 R: 0 ER: 0 SO: 0 BB: 0 IBB: 0 HBP: 0 BLK: 0 WP: 0 HR: 14 S: 22 P: 9.00 ERA: 3.000 |
| 15 Darwin Barney, R (1.4) OBP: 0.319, SLG: 0.303 | | | | | | | | | | 3 | 0 | 1 | 0 | 1 | 1 | 2 | San Francisco Giants @ Chicago Cubs Wrigley Field, Chicago, IL Thu Sep 23 20:10, 6:08 PM - 8:55 PM CDT Att: 34,481 - Cloudy - 85 F | | | | | | | | | | |
| 13 Starlin Castro, R (1.6) OBP: 0.351, SLG: 0.418 | | | | | | | | | | 4 | 0 | 2 | 0 | 0 | 0 | 1 | | | | | | | | | | | |
| 24 Marion Byrd, R (1.8) OBP: 0.345, SLG: 0.433 | | | | | | | | | | 3 | 0 | 0 | 0 | 0 | 1 | 3 | | | | | | | | | | | |
| 5 Sam Fuld, L (7.8) OBP: 0.182, SLG: 0.273 | | | | | | | | | | 1 | 0 | 0 | 0 | 0 | 0 | 0 | | | | | | | | | | | |
| 16 Aramis Ramirez, R (1.5) OBP: 0.293, SLG: 0.448 | | | | | | | | | | 3 | 0 | 1 | 0 | 0 | 0 | 0 | | | | | | | | | | | |
| 19 Bobby Seales, S (7.5) OBP: 0.296, SLG: 0.167 | | | | | | | | | | 1 | 0 | 0 | 0 | 0 | 1 | 0 | | | | | | | | | | | |
| 22 Xavier Nady, R (1.3) OBP: 0.314, SLG: 0.367 | | | | | | | | | | 3 | 0 | 0 | 0 | 0 | 0 | 2 | | | | | | | | | | | |
| 40 James Russell, L (7.1) OBP: 0.293, SLG: 0.448 | | | | | | | | | | 0 | 0 | 0 | 0 | 0 | 0 | 0 | | | | | | | | | | | |
| 64 Justin Berg, R (8.1) OBP: 0.293, SLG: 0.448 | | | | | | | | | | 0 | 0 | 0 | 0 | 0 | 0 | 0 | | | | | | | | | | | |
| 45 Sean Marshall, L (9.1) OBP: 0.293, SLG: 0.448 | | | | | | | | | | 1 | 0 | 0 | 0 | 0 | 1 | 0 | | | | | | | | | | | |
| 53 Wellington Castillo, R (9. PH) OBP: 0.355, SLG: 0.750 | | | | | | | | | | 4 | 0 | 2 | 0 | 0 | 0 | 0 | | | | | | | | | | | |
| 12 Alfonso Soriano, R (1.7) OBP: 0.317, SLG: 0.495 | | | | | | | | | | 4 | 0 | 2 | 0 | 0 | 0 | 0 | | | | | | | | | | | |
| 1 Kosuke Fukudome, L (1.9) OBP: 0.379, SLG: 0.453 | | | | | | | | | | 2 | 0 | 0 | 0 | 0 | 0 | 1 | | | | | | | | | | | |
| 62 Marcos Mateo, R (5.1) OBP: 0.244, SLG: 0.243 | | | | | | | | | | 0 | 0 | 0 | 0 | 0 | 0 | 0 | | | | | | | | | | | |
| 6 Micah Hoffpauir, L (7.3) OBP: 0.244, SLG: 0.243 | | | | | | | | | | 2 | 0 | 0 | 0 | 0 | 2 | 1 | | | | | | | | | | | |
| 55 Koyie Hill, S (1.2) OBP: 0.250, SLG: 0.309 | | | | | | | | | | 3 | 0 | 1 | 0 | 0 | 1 | 0 | | | | | | | | | | | |
| 46 Ryan Dempster, R (1.1) OB | | | | | | | | | | | | | | | | | | | | | | | | | | | |

| Batter | 1 | 2 | 3 | 4 | 5 | 6 | 7 | 8 | 9 | AB | R | H | RBI | BB | SO | LOB | TOP | | | | | | | |
|---|--|--|---|---|--|--|-------------------------------|----------------------------------|------------------------------|----------------------------------|------------------------------|----------------------------------|------------------------------|----------------------------------|------------------------------|---------------------------------|---|----------------------------------|----------------------------------|------------------------------------|----------------------------------|--------|--|--|
| 12 Aaron Miles, S OBP: 0.324, SLG: 0.336 | G4-3 | F8 | | 5 BB 19 BB 28 BB 1B | G4-3 | | | G4-3 | | 5 | 1 | 1 | 0 | 0 | 0 | 2 | St. Louis Cardinals @ Chicago Cubs Wrigley Field, Chicago, IL Fri Sep 24 2010, 1:21 PM - 3:57 PM CDT Att: 36,563 - Partly Cloudy - 61 F | | | | | | | |
| 28 Colby Rasmus, L OBP: 0.363, SLG: 0.510 | K | K | | 19 BB 5 BB 1-2 | | | | F7 | | 4 | 0 | 0 | 0 | 1 | 3 | 1 | | | | | | | | |
| 5 Albert Pujols, R OBP: 0.409, SLG: 0.596 | 7 HR 21 BB | | | 21 S 7 BB G4-6-3 BB | 19 BB 1-2 2-3 | | | K | | 2 | 2 | 1 | 0 | 3 | 1 | 0 | | | | | | | | |
| 7 Matt Holliday, R OBP: 0.390, SLG: 0.540 | 21 HR 1B | | | 21 G4-6-3 BB | | | | G4-3-6 1B | | 3 | 1 | 1 | 0 | 2 | 1 | 4 | | | | | | | | |
| 21 Allen Craig, R OBP: 0.271, SLG: 0.356 | | | | | | | | | | | | | | | | | | | | | | | | |
| 19 Josh Loya, L OBP: 0.359, SLG: 0.429 | | | | | | | | | | | | | | | | | | | | | | | | |
| 46 Kyle McClellan, R OBP: 0.299, SLG: 0.394 | | | | | | | | | | | | | | | | | | | | | | | | |
| 34 Nick Swanson, R OBP: 0.299, SLG: 0.394 | | | | | | | | | | | | | | | | | | | | | | | | |
| 31 Ryan Franklin, R OBP: 0.299, SLG: 0.394 | | | | | | | | | | | | | | | | | | | | | | | | |
| 77 Pedro Feliz, R OBP: 0.239, SLG: 0.296 | F9 | | | 19 2B | F9 | | | G6-3 | | 4 | 1 | 1 | 0 | 0 | 0 | 3 | | | | | | | | |
| 19 Matt Paganzzi, R OBP: 0.188, SLG: 0.250 | | F9 | | | | | | G1-3 | | 4 | 0 | 1 | 1 | 0 | 0 | 0 | | | | | | | | |
| 13 Brendan Ryan, R OBP: 0.273, SLG: 0.293 | | 50 2B | | | | | | G6-3 | | 4 | 1 | 2 | 0 | 0 | 1 | 1 | | | | | | | | |
| 50 Adam Wainwright, R OBP: 0.231, SLG: 0.226 | | | | | | | | | | 3 | 0 | 1 | 1 | 0 | 2 | 1 | | | | | | | | |
| 44 Randy Winn, S OBP: 0.311, SLG: 0.365 | | | | | | | | | | 1 | 0 | 0 | 0 | 0 | 0 | 0 | | | | | | | | |
| 56 Skip Schumaker, L OBP: 0.331, SLG: 0.345 | | | | | | | | | | 0 | 0 | 0 | 0 | 0 | 0 | 0 | | | | | | | | |
| Inning Stats | R: 3 E: 0 K: 1 S: 15 | H: 2 LOB: 0 BB: 1 P: 27 | R: 1 E: 0 K: 1 S: 11 | H: 2 LOB: 1 BB: 0 P: 16 | R: 2 E: 0 K: 1 S: 11 | H: 2 LOB: 1 BB: 2 P: 23 | R: 1 E: 0 K: 2 S: 14 | H: 1 LOB: 3 BB: 3 P: 30 | R: 0 E: 0 K: 3 S: 9 | H: 1 LOB: 1 BB: 1 P: 14 | R: 0 E: 0 K: 3 S: 9 | H: 0 LOB: 0 BB: 1 P: 16 | R: 0 E: 0 K: 0 S: 8 | H: 0 LOB: 0 BB: 0 P: 13 | R: 0 E: 0 K: 0 S: 7 | H: 0 LOB: 0 BB: 0 P: 9 | R: 0 E: 0 K: 0 S: 10 | H: 1 LOB: 0 BB: 0 P: 18 | 1B: 5 2B: 3 3B: 0 HR: 1 | SF: 0 SAC: 0 DP: 2 HBP: 0 | WP: 0 PB: 0 SB: 1 CS: 0 | PA: 41 | | |
| PITCHER | IP ERA WLS BF H R ER SO BB IBB HBP BLK WP HR S P ERA WHIP | 3.1 4.28 L 21 7 7 7 4 5 0 0 0 0 1 44 82 18.90 3.600 | 4.1 5.35 L 6 1 0 0 2 1 0 0 0 0 16 28 0.00 1.200 | 6.1 2.53 L 6 0 0 0 3 1 0 0 0 0 16 25 0.00 0.600 | 7.1 6.52 L 4 0 0 0 0 0 0 0 0 10 13 0.00 0.000 | 9.1 5.1 L 3 1 0 0 0 0 0 0 0 0 10 18 0.00 1.000 | | | | | | | | | | | | | | | | | | |

| Batter | 1 | 2 | 3 | 4 | 5 | 6 | 7 | 8 | 9 | AB | R | H | RBI | BB | SO | LOB | BOTTOM | | | | | | |
|--|--|--|--|---|------------------------------|----------------------------------|------------------------------|----------------------------------|------------------------------|----------------------------------|------------------------------|---------------------------------|------------------------------|----------------------------------|------------------------------|----------------------------------|---|------------------------------------|----------------------------------|--------|--|--|--|
| 5 Sam Fuld, L OBP: 0.133, SLG: 0.200 | F7 | | G4-3 | | | | | | | 4 | 0 | 0 | 0 | 0 | 1 | 0 | St. Louis Cardinals @ Chicago Cubs Wrigley Field, Chicago, IL Fri Sep 24 2010, 1:21 PM - 3:57 PM CDT Att: 36,563 - Partly Cloudy - 61 F | | | | | | |
| 13 Starlin Castro, R OBP: 0.351, SLG: 0.417 | F9 | | | | | | | | | 3 | 0 | 1 | 0 | 0 | 0 | 0 | | | | | | | |
| 57 Scott Maine, L | F9 | | | | | | | | | 0 | 0 | 0 | 0 | 0 | 0 | 0 | | | | | | | |
| 6 Micah Hoffpauir, L OBP: 0.238, SLG: 0.237 | | | | | | | | | | 1 | 0 | 0 | 0 | 0 | 0 | 0 | | | | | | | |
| 24 Marion Byrd, R OBP: 0.344, SLG: 0.432 | F8 | | | | | | | | | 2 | 0 | 0 | 0 | 0 | 1 | 1 | | | | | | | |
| 1 Kosuke Fukudome, L OBP: 0.380, SLG: 0.451 | | | | | | | | | | 1 | 0 | 0 | 0 | 1 | 0 | 0 | | | | | | | |
| 16 Aramis Ramirez, R OBP: 0.294, SLG: 0.458 | | HR | | | | | | | | 4 | 1 | 2 | 1 | 0 | 1 | 2 | | | | | | | |
| 22 Xavier Nady, R OBP: 0.313, SLG: 0.366 | G6-3 | | | | | | | | | 4 | 0 | 1 | 0 | 0 | 1 | 1 | | | | | | | |
| 9 Blake DeWitt, L OBP: 0.333, SLG: 0.364 | | | | | | | | | | 4 | 0 | 1 | 0 | 0 | 0 | 2 | | | | | | | |
| 56 Brad Snyder, L OBP: 0.250, SLG: 0.182 | | | | | | | | | | 3 | 0 | 1 | 0 | 0 | 1 | 3 | | | | | | | |
| 62 Marcos Mateo, R | K | | | | | | | | | 0 | 0 | 0 | 0 | 0 | 0 | 0 | | | | | | | |
| 40 James Russell, L | | | | | | | | | | 0 | 0 | 0 | 0 | 0 | 0 | 0 | | | | | | | |
| 19 Bobby Scales, S OBP: 0.250, SLG: 0.143 | | | | | | | | | | 1 | 0 | 0 | 0 | 0 | 1 | 0 | | | | | | | |
| 55 Koyie Hill, S OBP: 0.250, SLG: 0.304 | | | | | | | | | | 3 | 0 | 0 | 0 | 1 | 1 | 1 | | | | | | | |
| 32 Tom Gorzelanny, R OBP: 0.132, SLG: 0.132 | | | | | | | | | | 1 | 0 | 0 | 0 | 0 | 1 | 2 | | | | | | | |
| 64 Justin Berg, R | | | | | | | | | | 0 | 0 | 0 | 0 | 0 | 0 | 0 | | | | | | | |
| 15 Darwin Barney, R OBP: 0.311, SLG: 0.294 | | | | | | | | | | 2 | 0 | 0 | 0 | 0 | 0 | 0 | | | | | | | |
| Inning Stats | R: 0 E: 0 K: 0 S: 4 | H: 0 LOB: 0 BB: 0 P: 6 | R: 1 E: 0 K: 2 S: 14 | H: 2 LOB: 2 BB: 1 P: 21 | R: 0 E: 0 K: 2 S: 9 | H: 1 LOB: 1 BB: 0 P: 14 | R: 0 E: 0 K: 2 S: 9 | H: 1 LOB: 0 BB: 0 P: 14 | R: 0 E: 0 K: 0 S: 5 | H: 2 LOB: 2 BB: 0 P: 14 | R: 0 E: 0 K: 0 S: 9 | H: 0 LOB: 0 BB: 0 P: 8 | R: 0 E: 0 K: 0 S: 9 | H: 0 LOB: 1 BB: 1 P: 14 | R: 0 E: 0 K: 1 S: 8 | H: 0 LOB: 0 BB: 0 P: 13 | 1B: 3 2B: 2 3B: 0 HR: 1 | SF: 0 SAC: 0 DP: 0 HBP: 0 | WP: 0 PB: 0 SB: 0 CS: 0 | PA: 35 | | | |
| PITCHER | IP ERA WLS BF H R ER SO BB IBB HBP BLK WP HR S P ERA WHIP | 6.0 2.42 L 25 6 1 1 0 1 0 0 0 0 14 22 1.50 1.167 | 7.1 2.39 L 7 0 0 0 1 0 0 0 0 14 22 0.00 0.500 | 8.1 3.52 L 3 0 0 0 1 0 0 0 0 8 13 0.00 0.000 | | | | | | | | | | | | | | | | | | | |



| Batter | 1 | 2 | 3 | 4 | 5 | 6 | 7 | 8 | 9 | AB | R | H | RBI | BB | SO | LOB | TOP | | | |
|--|------------------------------|----------------------------------|-------------------------------|----------------------------------|-------------------------------|----------------------------------|------------------------------|----------------------------------|------------------------------|----------------------------------|------------------------------|---------------------------------|-------------------------------|----------------------------------|-------------------------------|----------------------------------|----------------------------------|------------------------------------|----------------------------------|--------|
| 55 Skip Schumaker, L OBP: 0.329, SLG: 0.342 (1.4) | | | | | | | | | | 4 | 0 | 0 | 0 | 1 | 2 | 2 | | | | |
| 19 Jon Jay, L OBP: 0.359, SLG: 0.428 (1.9) | | | | | | | | | | 3 | 1 | 1 | 0 | 0 | 0 | 1 | | | | |
| 12 Aaron Miles, S OBP: 0.321, SLG: 0.333 (8.4) | | | | | | | | | | 3 | 1 | 2 | 1 | 1 | 1 | 1 | | | | |
| 5 Albert Pujols, R OBP: 0.588, SLG: 0.599 (1.3) | | | | | | | | | | 4 | 0 | 0 | 0 | 0 | 0 | 3 | | | | |
| 7 Matt Holliday, R OBP: 0.388, SLG: 0.537 (1.7) | | | | | | | | | | 4 | 0 | 0 | 0 | 0 | 0 | 3 | | | | |
| 28 Colby Rasmus, L OBP: 0.363, SLG: 0.508 (1.8) | | | | | | | | | | 4 | 0 | 1 | 0 | 0 | 0 | 2 | | | | |
| 33 Daniel Descalso, L OBP: 0.500, SLG: 0.615 (1.5) | | | | | | | | | | 4 | 1 | 1 | 0 | 0 | 1 | 1 | | | | |
| 13 Brendan Ryan, R OBP: 0.275, SLG: 0.294 (1.6) | | | | | | | | | | 3 | 0 | 1 | 0 | 0 | 0 | 0 | | | | |
| 16 Bryan Anderson, L OBP: 0.300, SLG: 0.333 (1.2) | | | | | | | | | | 2 | 0 | 0 | 1 | 1 | 1 | 0 | | | | |
| 29 Chris Carpenter, R OBP: 0.441, SLG: 0.159 (5.1) | | | | | | | | | | 2 | 0 | 0 | 0 | 0 | 0 | 1 | | | | |
| 53 Blake Hawksworth, R ERA: 4.98 (5.1) | | | | | | | | | | 2 | 0 | 0 | 0 | 0 | 0 | 0 | | | | |
| 59 Fernando Salas, R ERA: 3.95 (5.1) | | | | | | | | | | 0 | 0 | 0 | 0 | 0 | 0 | 0 | | | | |
| 44 Randy Winn, S ERA: 3.66 (7.1) | | | | | | | | | | 1 | 0 | 0 | 0 | 0 | 0 | 0 | | | | |
| 48 Mike MacDougal, S ERA: 3.66 (7.1) | | | | | | | | | | 0 | 0 | 0 | 0 | 0 | 0 | 0 | | | | |
| 64 Mark Hamilton, L ERA: 6.11 (8.1) | | | | | | | | | | 1 | 0 | 0 | 0 | 0 | 1 | 2 | | | | |
| Inning Stats | R: 0 E: 0 K: 0 S: 7 | H: 0 LOB: 1 BB: 1 P: 17 | R: 1 E: 0 K: 0 S: 10 | H: 3 LOB: 1 BB: 0 P: 14 | R: 2 E: 1 K: 1 S: 12 | H: 2 LOB: 1 BB: 0 P: 16 | R: 0 E: 0 K: 2 S: 8 | H: 0 LOB: 0 BB: 0 P: 13 | R: 0 E: 0 K: 1 S: 9 | H: 0 LOB: 0 BB: 1 P: 15 | R: 0 E: 0 K: 0 S: 5 | H: 0 LOB: 0 BB: 0 P: 9 | R: 0 E: 0 K: 0 S: 12 | H: 1 LOB: 1 BB: 0 P: 20 | R: 0 E: 0 K: 3 S: 12 | H: 0 LOB: 2 BB: 1 P: 23 | 1B: 5 2B: 1 3B: 0 HR: 0 | SF: 1 SAC: 0 DP: 0 HBP: 1 | WP: 0 PB: 0 SB: 0 CS: 1 | PA: 37 |
| PITCHER | IP | WLS | BF | H | R | ER | SO | BB | IBB | HBP | BLK | WP | HR | S | P | ERA | WHIP | | | |
| 27 Casey Coleman, R ERA: 4.68 (1.1) | 7.0 | W | 28 | 5 | 3 | 2 | 4 | 2 | 0 | 0 | 0 | 0 | 0 | 56 | 93 | 2.57 | 1.000 | | | |
| 45 Sean Marshall, L ERA: 2.74 (8.1) | 1.0 | | 4 | 1 | 0 | 0 | 0 | 0 | 0 | 0 | 0 | 0 | 0 | 12 | 20 | 0.00 | 1.000 | | | |
| 49 Carlos Marmol, R ERA: 2.69 (9.1) | 1.0 | | 5 | 0 | 0 | 0 | 3 | 1 | 0 | 1 | 0 | 0 | 0 | 12 | 23 | 0.00 | 1.000 | | | |

St. Louis Cardinals @ Chicago Cubs
Wrigley Field, Chicago, IL
Sat Sep 25 2010, 12:06 PM - 2:49 PM CDT
Att: 39,316 - Partly Cloudy - 55 F

| | |
|-----|----|
| AB | 32 |
| R | 3 |
| H | 6 |
| RBI | 2 |
| BB | 3 |
| SO | 7 |
| LOB | 13 |



| Batter | 1 | 2 | 3 | 4 | 5 | 6 | 7 | 8 | 9 | AB | R | H | RBI | BB | SO | LOB | BOTTOM | | | |
|---|------------------------------|----------------------------------|------------------------------|----------------------------------|-------------------------------|----------------------------------|-------------------------------|----------------------------------|-------------------------------|----------------------------------|------------------------------|----------------------------------|------------------------------|----------------------------------|------------------------------|----------------------------------|----------------------------------|------------------------------------|----------------------------------|--------|
| 9 Blake DeWitt, L OBP: 0.333, SLG: 0.372 (1.4) | | | | | | | | | | 5 | 1 | 2 | 2 | 0 | 0 | 1 | | | | |
| 13 Starlin Castro, R OBP: 0.312, SLG: 0.418 (1.6) | | | | | | | | | | 4 | 1 | 1 | 0 | 1 | 0 | 3 | | | | |
| 1 Kosuke Fukudome, L OBP: 0.380, SLG: 0.447 (1.9) | | | | | | | | | | 3 | 1 | 0 | 0 | 2 | 0 | 2 | | | | |
| 16 Aramis Ramirez, R OBP: 0.296, SLG: 0.458 (1.5) | | | | | | | | | | 4 | 1 | 2 | 2 | 0 | 0 | 1 | | | | |
| 6 Micah Hoffpauir, L OBP: 0.239, SLG: 0.238 (1.3) | | | | | | | | | | 4 | 1 | 1 | 0 | 0 | 0 | 2 | | | | |
| 12 Alfonso Soriano, R OBP: 0.318, SLG: 0.494 (1.7) | | | | | | | | | | 3 | 0 | 1 | 0 | 1 | 1 | 0 | | | | |
| 5 Sam Fuld, L OBP: 0.211, SLG: 0.263 (1.8) | | | | | | | | | | 4 | 1 | 2 | 2 | 0 | 0 | 1 | | | | |
| 55 Koyie Hill, S OBP: 0.245, SLG: 0.297 (1.2) | | | | | | | | | | 4 | 0 | 0 | 0 | 0 | 1 | 4 | | | | |
| 27 Casey Coleman, L OBP: 0.105, SLG: 0.056 ERA: 3.31 (1.1) | | | | | | | | | | 2 | 1 | 0 | 0 | 1 | 1 | 0 | | | | |
| 45 Sean Marshall, L ERA: 4.98 (8.1) | | | | | | | | | | 0 | 0 | 0 | 0 | 0 | 0 | 0 | | | | |
| 56 Brad Snyder, L OBP: 0.308, SLG: 0.333 ERA: 3.95 (6.1) | | | | | | | | | | 1 | 0 | 1 | 0 | 0 | 0 | 0 | | | | |
| 49 Carlos Marmol, R ERA: 6.11 (9.1) | | | | | | | | | | 0 | 0 | 0 | 0 | 0 | 0 | 0 | | | | |
| Inning Stats | R: 0 E: 0 K: 0 S: 8 | H: 0 LOB: 1 BB: 1 P: 15 | R: 0 E: 0 K: 0 S: 7 | H: 1 LOB: 0 BB: 0 P: 14 | R: 4 E: 1 K: 0 S: 21 | H: 4 LOB: 2 BB: 2 P: 38 | R: 1 E: 0 K: 1 S: 17 | H: 2 LOB: 1 BB: 1 P: 28 | R: 2 E: 0 K: 2 S: 19 | H: 2 LOB: 1 BB: 1 P: 28 | R: 0 E: 0 K: 0 S: 7 | H: 0 LOB: 0 BB: 0 P: 12 | R: 0 E: 0 K: 0 S: 7 | H: 0 LOB: 0 BB: 0 P: 12 | R: 0 E: 0 K: 0 S: 8 | H: 1 LOB: 0 BB: 0 P: 14 | 1B: 6 2B: 3 3B: 1 HR: 0 | SF: 0 SAC: 0 DP: 0 HBP: 0 | WP: 1 PB: 0 SB: 0 CS: 0 | PA: 39 |
| PITCHER | IP | WLS | BF | H | R | ER | SO | BB | IBB | HBP | BLK | WP | HR | S | P | ERA | WHIP | | | |
| 29 Chris Carpenter, R ERA: 3.31 (1.1) | 4.0 | L | 23 | 7 | 5 | 2 | 1 | 3 | 1 | 0 | 0 | 0 | 0 | 5 | 6 | 27.00 | 3.000 | | | |
| 53 Blake Hawksworth, R ERA: 4.98 (5.1) | 0.1 | | 2 | 1 | 1 | 1 | 1 | 0 | 0 | 0 | 0 | 0 | 0 | 5 | 6 | 27.00 | 3.000 | | | |
| 59 Fernando Salas, R ERA: 3.95 (5.1) | 1.2 | | 7 | 1 | 1 | 1 | 1 | 1 | 0 | 0 | 0 | 0 | 0 | 21 | 34 | 5.40 | 1.200 | | | |
| 48 Mike MacDougal, R ERA: 6.11 (7.1) | 2.0 | | 7 | 1 | 0 | 0 | 0 | 0 | 0 | 0 | 0 | 0 | 0 | 15 | 26 | 0.00 | 0.500 | | | |

St. Louis Cardinals @ Chicago Cubs
Wrigley Field, Chicago, IL
Sat Sep 25 2010, 12:06 PM - 2:49 PM CDT
Att: 39,316 - Partly Cloudy - 55 F

| | |
|-----|----|
| AB | 34 |
| R | 7 |
| H | 10 |
| RBI | 6 |
| BB | 5 |
| SO | 3 |
| LOB | 14 |



| Batter | 1 | 2 | 3 | 4 | 5 | 6 | 7 | 8 | 9 | AB | R | H | RBI | BB | SO | LOB | TOP | | | | | |
|--|---|----------------------------------|------------------------------|----------------------------------|-------------------------------|----------------------------------|------------------------------|----------------------------------|-------------------------------|----------------------------------|------------------------------|---------------------------------|-------------------------------|----------------------------------|-------------------------------|----------------------------------|------------------------------|----------------------------------|----------------------------------|------------------------------------|----------------------------------|--------|
| 1 Kosuke Fukudome, L (1, 9) OBP: 0.374, SLG: 0.443 | | | | | | | | | | 4 | 0 | 0 | 0 | 0 | 1 | 2 | | | | | | |
| 13 Starlin Castro, R (1, 6) OBP: 0.345, SLG: 0.409 | | | | | | | | | | 4 | 0 | 0 | 0 | 0 | 0 | 0 | | | | | | |
| 24 Marlon Byrd, R (1, 8) OBP: 0.347, SLG: 0.436 | | | | | | | | | | 4 | 0 | 3 | 0 | 0 | 1 | 0 | | | | | | |
| 16 Aramis Ramirez, R (1, 5) OBP: 0.296, SLG: 0.455 | | | | | | | | | | 3 | 0 | 0 | 0 | 1 | 0 | 2 | | | | | | |
| 22 Xavier Nady, R (1, 3) OBP: 0.308, SLG: 0.358 | | | | | | | | | | 4 | 0 | 0 | 0 | 0 | 0 | 2 | | | | | | |
| 12 Alfonso Soriano, R (1, 7) OBP: 0.315, SLG: 0.488 | | | | | | | | | | 4 | 1 | 1 | 0 | 0 | 0 | 0 | | | | | | |
| 5 Sam Fuld, L (9, 7) OBP: 0.250, SLG: 0.227 | | | | | | | | | | 0 | 0 | 0 | 0 | 0 | 0 | 0 | | | | | | |
| 9 Blake DeWitt, L (1, 4) OBP: 0.340, SLG: 0.379 | | | | | | | | | | 4 | 0 | 3 | 1 | 0 | 0 | 0 | | | | | | |
| 55 Koyie Hill, S (1, 2) OBP: 0.245, SLG: 0.293 | | | | | | | | | | 3 | 0 | 0 | 0 | 1 | 1 | 2 | | | | | | |
| 38 Carlos Zambrano, S (1, 1) OBP: 0.255, SLG: 0.306 | | | | | | | | | | 3 | 0 | 0 | 0 | 1 | 1 | 2 | | | | | | |
| 45 Sean Marshall, L (8, 1) OBP: 0.255, SLG: 0.256 | | | | | | | | | | 0 | 0 | 0 | 0 | 0 | 0 | 0 | | | | | | |
| 6 Micah Hoffpauir, L (9, PH) OBP: 0.320, SLG: 0.414 | | | | | | | | | | 0 | 0 | 0 | 0 | 0 | 0 | 0 | | | | | | |
| 28 Jeff Baker, R (9, PH) OBP: 0.320, SLG: 0.414 | | | | | | | | | | 1 | 0 | 0 | 0 | 0 | 0 | 2 | | | | | | |
| 49 Carlos Marmol, R (9, 1) OBP: 0.320, SLG: 0.414 | | | | | | | | | | 0 | 0 | 0 | 0 | 0 | 0 | 0 | | | | | | |
| Inning Stats | R: 0 E: 0 K: 0 S: 8 | H: 1 LOB: 1 BB: 0 P: 13 | R: 0 E: 0 K: 0 S: 8 | H: 0 LOB: 0 BB: 0 P: 10 | R: 0 E: 0 K: 2 S: 10 | H: 0 LOB: 0 BB: 0 P: 15 | R: 0 E: 0 K: 0 S: 6 | H: 1 LOB: 1 BB: 1 P: 10 | R: 0 E: 0 K: 1 S: 12 | H: 0 LOB: 2 BB: 1 P: 21 | R: 0 E: 0 K: 1 S: 6 | H: 0 LOB: 0 BB: 0 P: 8 | R: 1 E: 0 K: 1 S: 10 | H: 2 LOB: 1 BB: 0 P: 17 | R: 0 E: 0 K: 0 S: 13 | H: 1 LOB: 2 BB: 1 P: 18 | R: 0 E: 0 K: 0 S: 9 | H: 1 LOB: 1 BB: 1 P: 15 | 1B: 4 2B: 3 3B: 0 HR: 0 | SF: 0 SAC: 0 DP: 1 HBP: 0 | WP: 0 PB: 0 SB: 0 CS: 0 | PA: 36 |
| PITCHER | IP WLS BF H R ER SO BB IBB HBP BLK WP HR S P ERA WHIP | | | | | | | | | | | | | | | | | | | | | |
| 46 Tim Stauffer, R (1, 1) ERA: 1.89 | 7.0 L 27 5 1 1 5 2 0 0 0 0 0 0 60 94 1.29 1.000 | | | | | | | | | | | | | | | | | | | | | |
| 57 Luke Gregerson, R (8, 1) ERA: 3.29 | 1.0 4 1 0 0 0 0 0 0 0 0 0 0 13 18 0.00 1.000 | | | | | | | | | | | | | | | | | | | | | |
| 58 Ryan Webb, R (9, 1) ERA: 2.83 | 0.2 4 1 0 0 0 1 0 0 0 0 0 0 8 14 0.00 3.000 | | | | | | | | | | | | | | | | | | | | | |
| 54 Joe Thatcher, L (9, 1) ERA: 1.3 | 0.1 1 0 0 0 0 0 0 0 0 0 0 0 1 1 0.00 0.000 | | | | | | | | | | | | | | | | | | | | | |

Chicago Cubs @ San Diego Padres
PETCO Park, San Diego, CA
Mon Sep 27 2010, 10:08 PM - 12:40 AM EDT
Att: 22,739 - Clear - 79 F

| | |
|-----|----|
| AB | 33 |
| R | 1 |
| H | 7 |
| RBI | 1 |
| BB | 3 |
| SO | 5 |
| LOB | 11 |



| Batter | 1 | 2 | 3 | 4 | 5 | 6 | 7 | 8 | 9 | AB | R | H | RBI | BB | SO | LOB | BOTTOM | | | | | |
|--|---|----------------------------------|------------------------------|----------------------------------|-------------------------------|----------------------------------|------------------------------|----------------------------------|------------------------------|----------------------------------|------------------------------|---------------------------------|------------------------------|----------------------------------|------------------------------|----------------------------------|-------------------------------|----------------------------------|----------------------------------|------------------------------------|----------------------------------|--------|
| 22 David Eckstein, R (1, 4) OBP: 0.322, SLG: 0.329 | | | | | | | | | | 4 | 0 | 1 | 0 | 0 | 1 | 1 | | | | | | |
| 10 Miguel Tejada, R (1, 6) OBP: 0.313, SLG: 0.388 | | | | | | | | | | 4 | 0 | 1 | 0 | 0 | 0 | 1 | | | | | | |
| 23 Adrián González, L (1, 3) OBP: 0.392, SLG: 0.514 | | | | | | | | | | 4 | 0 | 0 | 0 | 0 | 2 | 2 | | | | | | |
| 47 Ryan Ludwick, R (1, 9) OBP: 0.334, SLG: 0.426 | | | | | | | | | | 4 | 0 | 1 | 0 | 0 | 2 | 0 | | | | | | |
| 16 Matt Stairs, L (1, 7) OBP: 0.305, SLG: 0.441 | | | | | | | | | | 2 | 0 | 0 | 0 | 1 | 0 | 2 | | | | | | |
| 13 Chris Denorfia, R (7, PR) OBP: 0.332, SLG: 0.435 | | | | | | | | | | 0 | 0 | 0 | 0 | 0 | 0 | 0 | | | | | | |
| 23 Mike Baxter, L (9, PH) OBP: 0.111, SLG: 0.125 | | | | | | | | | | 1 | 0 | 0 | 0 | 0 | 1 | 0 | | | | | | |
| 8 Yovani Torresas, R (1, 2) OBP: 0.350, SLG: 0.393 | | | | | | | | | | 3 | 0 | 1 | 0 | 1 | 1 | 1 | | | | | | |
| 2 Everth Cabrera, S (9, PR) OBP: 0.279, SLG: 0.278 | | | | | | | | | | 0 | 0 | 0 | 0 | 0 | 0 | 0 | | | | | | |
| 7 Chase Headley, S (1, 5) OBP: 0.320, SLG: 0.373 | | | | | | | | | | 2 | 0 | 0 | 0 | 1 | 1 | 1 | | | | | | |
| 3 Luis Durango, S (9, PR) OBP: 0.300, SLG: 0.255 | | | | | | | | | | 0 | 0 | 0 | 0 | 0 | 0 | 0 | | | | | | |
| 18 Tony Gwynn Jr., L (1, 8) OBP: 0.304, SLG: 0.287 | | | | | | | | | | 3 | 0 | 0 | 0 | 1 | 0 | 2 | | | | | | |
| 46 Tim Stauffer, R (1, 1) ERA: 1.89 | 7.0 W 27 5 1 1 5 2 0 0 0 0 0 0 60 94 1.29 1.000 | | | | | | | | | | | | | | | | | | | | | |
| 14 Oscar Salazar, R (7, PR) OBP: 0.320, SLG: 0.390 | 1.0 H 3 0 0 0 2 0 0 0 0 0 0 0 8 10 0.00 0.000 | | | | | | | | | | | | | | | | | | | | | |
| 57 Luke Gregerson, L (8, 1) ERA: 2.7 | 0.2 S 6 1 0 0 0 1 0 0 0 0 0 0 8 14 0.00 3.000 | | | | | | | | | | | | | | | | | | | | | |
| 58 Ryan Webb, R (9, 1) ERA: 2.83 | 0.1 1 0 0 0 0 0 0 0 0 0 0 0 1 1 0.00 0.000 | | | | | | | | | | | | | | | | | | | | | |
| 4 Nick Hundley, R (9, PH) OBP: 0.300, SLG: 0.400 | | | | | | | | | | 1 | 0 | 0 | 0 | 1 | 1 | 0 | | | | | | |
| Inning Stats | R: 0 E: 0 K: 0 S: 12 | H: 2 LOB: 2 BB: 0 P: 18 | R: 0 E: 0 K: 0 S: 5 | H: 0 LOB: 0 BB: 1 P: 11 | R: 0 E: 0 K: 2 S: 14 | H: 1 LOB: 1 BB: 0 P: 21 | R: 0 E: 0 K: 1 S: 9 | H: 0 LOB: 0 BB: 0 P: 12 | R: 0 E: 0 K: 1 S: 9 | H: 0 LOB: 1 BB: 1 P: 18 | R: 0 E: 0 K: 1 S: 6 | H: 0 LOB: 0 BB: 0 P: 9 | R: 0 E: 0 K: 0 S: 4 | H: 0 LOB: 2 BB: 2 P: 17 | R: 0 E: 0 K: 2 S: 8 | H: 0 LOB: 0 BB: 0 P: 10 | R: 0 E: 0 K: 2 S: 15 | H: 1 LOB: 3 BB: 1 P: 28 | 1B: 4 2B: 1 3B: 0 HR: 0 | SF: 0 SAC: 0 DP: 1 HBP: 1 | WP: 0 PB: 0 SB: 1 CS: 0 | PA: 36 |
| PITCHER | IP WLS BF H R ER SO BB IBB HBP BLK WP HR S P ERA WHIP | | | | | | | | | | | | | | | | | | | | | |
| 38 Carlos Zambrano, R (1, 1) ERA: 3.36 | 7.0 W 27 5 1 1 5 2 0 0 0 0 0 0 60 94 1.29 1.000 | | | | | | | | | | | | | | | | | | | | | |
| 45 Sean Marshall, L (8, 1) ERA: 2.7 | 1.0 H 3 0 0 0 2 0 0 0 0 0 0 0 8 10 0.00 0.000 | | | | | | | | | | | | | | | | | | | | | |
| 49 Carlos Marmol, R (9, 1) ERA: 2.65 | 1.0 S 6 1 0 0 2 1 0 0 1 0 0 0 15 28 0.00 2.000 | | | | | | | | | | | | | | | | | | | | | |

Chicago Cubs @ San Diego Padres
PETCO Park, San Diego, CA
Mon Sep 27 2010, 10:08 PM - 12:40 AM EDT
Att: 22,739 - Clear - 79 F

| | |
|-----|----|
| AB | 30 |
| R | 0 |
| H | 4 |
| RBI | 0 |
| BB | 5 |
| SO | 9 |
| LOB | 15 |



| Batter | 1 | 2 | 3 | 4 | 5 | 6 | 7 | 8 | 9 | AB | R | H | RBI | BB | SO | LOB | TOP | | | | | | | | | | |
|---|---------------------------------------|----------------------------------|--------------------------------------|----------------------------------|--------------------------------------|---------------------------------|---------------------------------------|----------------------------------|---------------------------------------|----------------------------------|---------------------------------------|----------------------------------|---------------------------------------|----------------------------------|---------------------------------------|----------------------------------|--|----------------------------------|----------------------------------|------------------------------------|----------------------------------|--------|--|--|--|--|--|
| 1 Kosuke Fukudome, L (1.9) OBP: 0.372, SLG: 0.442 | | | | | | | | | | 5 | 1 | 1 | 1 | 0 | 1 | 1 | Chicago Cubs @ San Diego Padres PETCO Park, San Diego, CA Tue Sep 28 2010, 10:08 PM - 1:00 AM EDT Att: 27,619 - Partly Cloudy - 73 F | | | | | | | | | | |
| 13 Starlin Castro, R (1.6) OBP: 0.346, SLG: 0.409 | | | | | | | | | | 5 | 0 | 2 | 0 | 0 | 3 | 0 | | | | | | | | | | | |
| 24 Marion Byrd, R (1.8) OBP: 0.351, SLG: 0.437 | | | | | | | | | | 3 | 0 | 2 | 0 | 2 | 0 | 0 | | | | | | | | | | | |
| 16 Aramis Ramirez, R (1.5) OBP: 0.295, SLG: 0.452 | | | | | | | | | | 5 | 0 | 1 | 0 | 0 | 2 | 6 | | | | | | | | | | | |
| 22 Xavier Nady, R (1.3) OBP: 0.307, SLG: 0.357 | | | | | | | | | | 4 | 1 | 1 | 0 | 0 | 2 | 3 | | | | | | | | | | | |
| 12 Alfonso Soriano, R (1.7) OBP: 0.316, SLG: 0.501 | | | | | | | | | | 4 | 2 | 2 | 3 | 0 | 0 | 2 | | | | | | | | | | | |
| 9 Blake DeWitt, L (1.4) OBP: 0.337, SLG: 0.376 | | | | | | | | | | 4 | 0 | 0 | 0 | 0 | 0 | 0 | | | | | | | | | | | |
| 55 Koyie Hill, S (1.2) OBP: 0.245, SLG: 0.292 | | | | | | | | | | 4 | 1 | 1 | 0 | 0 | 2 | 0 | | | | | | | | | | | |
| 46 Ryan Dempster, R (1.1) OBP: 0.140, SLG: 0.158 | | | | | | | | | | 1 | 0 | 0 | 0 | 0 | 0 | 0 | | | | | | | | | | | |
| 56 Brad Snyder, L (8,PH) OBP: 0.333, SLG: 0.357 | | | | | | | | | | 1 | 0 | 0 | 0 | 0 | 1 | 0 | | | | | | | | | | | |
| 48 Andrew Cashner, R (8.1) | | | | | | | | | | 0 | 0 | 0 | 0 | 0 | 0 | 0 | | | | | | | | | | | |
| 49 Carlos Marmol, R (9.1) | | | | | | | | | | 0 | 0 | 0 | 0 | 0 | 0 | 0 | | | | | | | | | | | |
| Inning Stats | R: 0 H: 0 E: 0 K: 1 S: 11 | H: 0 LOB: 1 BB: 1 P: 19 | R: 0 H: 0 E: 0 K: 0 S: 8 | H: 0 LOB: 0 BB: 0 P: 10 | R: 0 H: 0 E: 0 K: 2 S: 7 | H: 0 LOB: 0 BB: 0 P: 9 | R: 0 H: 1 E: 0 K: 2 S: 13 | H: 1 LOB: 2 BB: 1 P: 19 | R: 2 H: 3 E: 2 K: 1 S: 15 | H: 3 LOB: 2 BB: 0 P: 22 | R: 2 H: 3 E: 0 K: 0 S: 14 | H: 3 LOB: 1 BB: 0 P: 20 | R: 0 H: 0 E: 1 K: 2 S: 12 | H: 0 LOB: 1 BB: 0 P: 19 | R: 1 H: 1 E: 0 K: 2 S: 10 | H: 1 LOB: 0 BB: 0 P: 14 | R: 0 H: 2 E: 0 K: 1 S: 12 | H: 2 LOB: 1 BB: 0 P: 19 | 1B: 7 2B: 1 3B: 0 HR: 2 | SF: 0 SAC: 2 DP: 0 HBP: 0 | WP: 0 PB: 0 SB: 0 CS: 2 | PA: 40 | | | | | |
| PITCHER | IP | WLS | BF | H | R | ER | SO | BB | IBB | HBP | BLK | WP | HR | S | P | ERA | WHIP | | | | | | | | | | |
| 38 Mat Latos, R (1.1) ERA: 2.92 | 5.2 | L | 27 | 7 | 4 | 2 | 6 | 2 | 0 | 0 | 0 | 0 | 0 | 65 | 94 | 3.18 | 1.588 | | | | | | | | | | |
| 54 Joe Thatcher, L (6.1) ERA: 1.23 | 0.1 | | 1 | 0 | 0 | 0 | 0 | 0 | 0 | 0 | 0 | 0 | 0 | 3 | 5 | 0.00 | 0.000 | | | | | | | | | | |
| 39 Ernesto Frieri, R (7.1) ERA: 1.76 | 1.0 | | 4 | 0 | 0 | 0 | 2 | 0 | 0 | 0 | 0 | 0 | 0 | 12 | 19 | 0.00 | 0.000 | | | | | | | | | | |
| 37 Mike Adams, R (8.1) ERA: 1.86 | 1.0 | | 4 | 1 | 1 | 1 | 2 | 0 | 0 | 0 | 0 | 0 | 1 | 10 | 14 | 9.00 | 1.000 | | | | | | | | | | |
| 45 Edward Mujica, R (9.1) ERA: 3.62 | 1.0 | | 4 | 2 | 0 | 0 | 1 | 0 | 0 | 0 | 0 | 0 | 0 | 12 | 19 | 0.00 | 2.000 | | | | | | | | | | |

| | |
|-----|----|
| AB | 36 |
| R | 5 |
| H | 10 |
| RBI | 4 |
| BB | 2 |
| SO | 11 |
| LOB | 12 |



| Batter | 1 | 2 | 3 | 4 | 5 | 6 | 7 | 8 | 9 | AB | R | H | RBI | BB | SO | LOB | BOTTOM | | | | | | | | | | |
|--|--------------------------------------|---------------------------------|--------------------------------------|----------------------------------|---------------------------------------|----------------------------------|--------------------------------------|----------------------------------|---------------------------------------|----------------------------------|--------------------------------------|----------------------------------|---------------------------------------|----------------------------------|--------------------------------------|----------------------------------|--|----------------------------------|----------------------------------|------------------------------------|----------------------------------|--------|--|--|--|--|--|
| 22 David Eckstein, R (1.4) OBP: 0.320, SLG: 0.325 | | | | | | | | | | 4 | 0 | 0 | 0 | 0 | 0 | 1 | Chicago Cubs @ San Diego Padres PETCO Park, San Diego, CA Tue Sep 28 2010, 10:08 PM - 1:00 AM EDT Att: 27,619 - Partly Cloudy - 73 F | | | | | | | | | | |
| 10 Miguel Tejada, R (1.6) OBP: 0.313, SLG: 0.387 | | | | | | | | | | 4 | 0 | 1 | 0 | 0 | 0 | 0 | | | | | | | | | | | |
| 23 Adrián González, L (1.3) OBP: 0.390, SLG: 0.510 | | | | | | | | | | 4 | 0 | 0 | 0 | 0 | 1 | 1 | | | | | | | | | | | |
| 47 Ryan Ludwick, R (1.9) OBP: 0.331, SLG: 0.423 | | | | | | | | | | 4 | 0 | 0 | 0 | 0 | 2 | 1 | | | | | | | | | | | |
| 16 Matt Stairs, L (1.7) OBP: 0.303, SLG: 0.443 | | | | | | | | | | 4 | 0 | 1 | 0 | 0 | 1 | 0 | | | | | | | | | | | |
| 7 Chase Headley, S (1.5) OBP: 0.322, SLG: 0.372 | | | | | | | | | | 1 | 1 | 0 | 0 | 3 | 1 | 0 | | | | | | | | | | | |
| 4 Nick Hundley, R (1.2) OBP: 0.308, SLG: 0.418 | | | | | | | | | | 4 | 1 | 1 | 2 | 0 | 2 | 3 | | | | | | | | | | | |
| 13 Chris Denorfia, R (1.8) OBP: 0.332, SLG: 0.434 | | | | | | | | | | 3 | 0 | 1 | 0 | 0 | 1 | 2 | | | | | | | | | | | |
| 38 Mat Latos, R (1.1) OBP: 0.116, SLG: 0.212 | | | | | | | | | | 2 | 0 | 0 | 0 | 0 | 2 | 1 | | | | | | | | | | | |
| 54 Joe Thatcher, L (6.1) | | | | | | | | | | 0 | 0 | 0 | 0 | 0 | 0 | 0 | | | | | | | | | | | |
| 39 Ernesto Frieri, R (7.1) | | | | | | | | | | 0 | 0 | 0 | 0 | 0 | 0 | 0 | | | | | | | | | | | |
| 8 Yorvit Torrealba, R (7,PH) OBP: 0.349, SLG: 0.396 | | | | | | | | | | 1 | 0 | 0 | 0 | 0 | 1 | 2 | | | | | | | | | | | |
| 37 Mike Adams, R (8.1) | | | | | | | | | | 0 | 0 | 0 | 0 | 0 | 0 | 0 | | | | | | | | | | | |
| 45 Edward Mujica, R (9.1) | | | | | | | | | | 0 | 0 | 0 | 0 | 0 | 0 | 0 | | | | | | | | | | | |
| Inning Stats | R: 0 H: 1 E: 0 K: 0 S: 6 | H: 0 LOB: 0 BB: 0 P: 8 | R: 0 H: 0 E: 0 K: 1 S: 8 | H: 0 LOB: 0 BB: 0 P: 13 | R: 0 H: 0 E: 0 K: 1 S: 10 | H: 0 LOB: 0 BB: 0 P: 13 | R: 0 H: 0 E: 0 K: 1 S: 9 | H: 0 LOB: 0 BB: 0 P: 13 | R: 2 H: 2 E: 0 K: 2 S: 18 | H: 2 LOB: 1 BB: 1 P: 27 | R: 0 H: 0 E: 0 K: 1 S: 8 | H: 0 LOB: 0 BB: 0 P: 13 | R: 0 H: 1 E: 0 K: 3 S: 12 | H: 1 LOB: 2 BB: 1 P: 21 | R: 0 H: 0 E: 0 K: 1 S: 9 | H: 0 LOB: 0 BB: 0 P: 12 | R: 0 H: 0 E: 0 K: 1 S: 14 | H: 0 LOB: 1 BB: 1 P: 25 | 1B: 2 2B: 1 3B: 0 HR: 1 | SF: 0 SAC: 0 DP: 0 HBP: 0 | WP: 0 PB: 0 SB: 0 CS: 0 | PA: 34 | | | | | |
| PITCHER | IP | WLS | BF | H | R | ER | SO | BB | IBB | HBP | BLK | WP | HR | S | P | ERA | WHIP | | | | | | | | | | |
| 46 Ryan Dempster, R (1.1) ERA: 3.83 | 7.0 | W | 27 | 4 | 2 | 2 | 9 | 2 | 0 | 0 | 0 | 0 | 0 | 71 | 108 | 2.57 | 0.857 | | | | | | | | | | |
| 48 Andrew Cashner, R (8.1) ERA: 5.02 | 1.0 | H | 3 | 0 | 0 | 0 | 1 | 0 | 0 | 0 | 0 | 0 | 0 | 9 | 12 | 0.00 | 0.000 | | | | | | | | | | |
| 49 Carlos Marmol, R (9.1) ERA: 2.62 | 1.0 | S | 4 | 0 | 0 | 0 | 1 | 1 | 0 | 0 | 0 | 0 | 0 | 14 | 25 | 0.00 | 1.000 | | | | | | | | | | |

| | |
|-----|----|
| AB | 31 |
| R | 2 |
| H | 4 |
| RBI | 2 |
| BB | 3 |
| SO | 11 |
| LOB | 11 |



| Batter | 1 | 2 | 3 | 4 | 5 | 6 | 7 | 8 | 9 | AB | R | H | RBI | BB | SO | LOB | TOP |
|--|---|----------------------------------|-------------------------------|----------------------------------|-------------------------------|----------------------------------|------------------------------|----------------------------------|-------------------------------|----------------------------------|-------------------------------|----------------------------------|----------------------------------|------------------------------------|----------------------------------|--------|---|
| 1 Kosuke Fukudome, L (1, 9) OBP: 0.371, SLG: 0.439 | | | | | | | | | | 3 | 0 | 0 | 0 | 1 | 2 | 0 | <p>Chicago Cubs @ San Diego Padres PETCO Park, San Diego, CA Wed Sep 29 2010, 10:10 PM - 12:35 AM EDT Att: 29,400 - Clear - 72 F</p> |
| 13 Starlin Castro, R (1, 6) OBP: 0.345, SLG: 0.408 | | | | | | | | | | 4 | 0 | 1 | 0 | 0 | 0 | 0 | |
| 24 Marlon Byrd, R (1, 8) OBP: 0.350, SLG: 0.436 | | | | | | | | | | 4 | 0 | 1 | 0 | 0 | 0 | 2 | |
| 16 Aramis Ramirez, R (1, 5) OBP: 0.294, SLG: 0.451 | | | | | | | | | | 4 | 0 | 1 | 0 | 0 | 1 | 3 | |
| 22 Xavier Nady, R (1, 3) OBP: 0.303, SLG: 0.352 | | | | | | | | | | 4 | 0 | 0 | 0 | 0 | 1 | 3 | |
| 12 Alfonso Soriano, R (1, 7) OBP: 0.316, SLG: 0.498 | | | | | | | | | | 3 | 0 | 0 | 0 | 1 | 2 | 1 | |
| 9 Blake DeWitt, L (1, 4) OBP: 0.335, SLG: 0.373 | | | | | | | | | | 3 | 0 | 0 | 0 | 0 | 2 | 1 | |
| 55 Koyie Hill, S (1, 2) OBP: 0.247, SLG: 0.298 | | | | | | | | | | 3 | 0 | 1 | 0 | 0 | 1 | 1 | |
| 36 Randy Wells, R (1, 1) OBP: 0.204, SLG: 0.212 | | | | | | | | | | 2 | 0 | 0 | 0 | 0 | 2 | 1 | |
| 5 Sam Fuld, L (8, PH) OBP: 0.240, SLG: 0.217 | | | | | | | | | | 1 | 0 | 0 | 0 | 0 | 0 | 0 | |
| 57 Scott Maine, L (8, 1) | | | | | | | | | | 0 | 0 | 0 | 0 | 0 | 0 | 0 | |
| Inning Stats | R: 0 E: 0 K: 2 S: 14 | H: 1 LOB: 2 BB: 1 P: 22 | R: 0 E: 0 K: 1 S: 10 | H: 1 LOB: 1 BB: 0 P: 16 | R: 0 E: 0 K: 0 S: 10 | H: 0 LOB: 1 BB: 1 P: 16 | R: 0 E: 0 K: 1 S: 9 | H: 0 LOB: 0 BB: 0 P: 12 | R: 0 E: 0 K: 3 S: 10 | H: 0 LOB: 0 BB: 0 P: 11 | R: 0 E: 0 K: 1 S: 10 | H: 1 LOB: 1 BB: 0 P: 14 | 1B: 3 2B: 1 3B: 0 HR: 0 | SF: 0 SAC: 0 DP: 0 HBP: 0 | WP: 0 PB: 0 SB: 2 CS: 0 | PA: 33 | |
| PITCHER | IP WLS BF H R ER SO BB IBB HBP BLK WP HR S P ERA WHIP | | | | | | | | | | | | | | | | |
| 32 Chris Young, R (1, 1) ERA: 0.9 | 5.0 W 20 3 0 0 6 2 0 0 0 0 0 0 51 82 0.00 1.000 | | | | | | | | | | | | | | | | |
| 58 Ryan Webb, R (6, 1) ERA: 2.78 | 1.0 H 3 0 0 0 0 0 0 0 0 0 0 0 6 8 0.00 0.000 | | | | | | | | | | | | | | | | |
| 57 Luke Gregerson, R (7, 1) ERA: 3.24 | 1.0 H 3 0 0 0 3 0 0 0 0 0 0 0 10 11 0.00 0.000 | | | | | | | | | | | | | | | | |
| 37 Mike Adams, R (8, 1) ERA: 1.83 | 1.0 H 3 0 0 0 1 0 0 0 0 0 0 0 10 14 0.00 0.000 | | | | | | | | | | | | | | | | |
| 21 Heath Bell, R (9, 1) ERA: 1.76 | 1.0 S 4 1 0 0 1 0 0 0 0 0 0 0 10 14 0.00 1.000 | | | | | | | | | | | | | | | | |

| Batter | 1 | 2 | 3 | 4 | 5 | 6 | 7 | 8 | 9 | AB | R | H | RBI | BB | SO | LOB | BOTTOM | |
|---|---|----------------------------------|-------------------------------|----------------------------------|------------------------------|----------------------------------|------------------------------|----------------------------------|------------------------------|----------------------------------|------------------------------|----------------------------------|------------------------------|---------------------------------|----------------------------------|------------------------------------|---|--------|
| 25 Will Venable, L (1, 8) OBP: 0.331, SLG: 0.421 | | | | | | | | | | 4 | 0 | 1 | 0 | 0 | 0 | 1 | <p>Chicago Cubs @ San Diego Padres PETCO Park, San Diego, CA Wed Sep 29 2010, 10:10 PM - 12:35 AM EDT Att: 29,400 - Clear - 72 F</p> | |
| 22 David Eckstein, R (1, 4) OBP: 0.319, SLG: 0.327 | | | | | | | | | | 4 | 0 | 1 | 1 | 0 | 1 | 1 | | |
| 10 Miguel Tejada, R (1, 6) OBP: 0.312, SLG: 0.385 | | | | | | | | | | 3 | 0 | 0 | 0 | 0 | 0 | 1 | | |
| 23 Adrián González, L (1, 3) OBP: 0.391, SLG: 0.509 | | | | | | | | | | 2 | 1 | 0 | 0 | 2 | 0 | 2 | | |
| 47 Ryan Ludwick, R (1, 9) OBP: 0.331, SLG: 0.423 | | | | | | | | | | 4 | 1 | 1 | 0 | 0 | 0 | 3 | | |
| 18 Tony Gwynn Jr., L (9, 8) OBP: 0.304, SLG: 0.287 | | | | | | | | | | 0 | 0 | 0 | 0 | 0 | 0 | 0 | | |
| 8 Yorvit Torrealba, R (1, 2) OBP: 0.349, SLG: 0.391 | | | | | | | | | | 3 | 0 | 1 | 0 | 0 | 0 | 0 | | |
| 28 Aaron Cunningham, R (1, 7) OBP: 0.333, SLG: 0.422 | | | | | | | | | | 2 | 0 | 0 | 0 | 1 | 1 | 2 | | |
| 7 Chase Headley, S (1, 5) OBP: 0.324, SLG: 0.374 | | | | | | | | | | 3 | 0 | 2 | 1 | 0 | 0 | 1 | | |
| 32 Chris Young, R (1, 1) ERA: 0.9 | | | | | | | | | | 1 | 0 | 0 | 0 | 0 | 0 | 0 | | |
| 3 Luis Durango, S (5, PH) OBP: 0.174, SLG: 0.205 | | | | | | | | | | 0 | 1 | 0 | 0 | 0 | 0 | 0 | | |
| 58 Ryan Weir, R (8, 1) OBP: 0.266, SLG: 0.339 | | | | | | | | | | 0 | 0 | 0 | 0 | 0 | 0 | 0 | | |
| 12 Scott Hairston, R (6, PH) OBP: 0.266, SLG: 0.339 | | | | | | | | | | 1 | 0 | 0 | 0 | 0 | 0 | 1 | | |
| 57 Luke Gregerson, L (7, 1) ERA: 3.24 | | | | | | | | | | 0 | 0 | 0 | 0 | 0 | 0 | 0 | | |
| 37 Mike Adams, R (8, 1) ERA: 1.83 | | | | | | | | | | 0 | 0 | 0 | 0 | 0 | 0 | 0 | | |
| 21 Heath Bell, R (9, 1) ERA: 1.76 | | | | | | | | | | 0 | 0 | 0 | 0 | 0 | 0 | 0 | | |
| Inning Stats | R: 0 E: 0 K: 0 S: 11 | H: 2 LOB: 2 BB: 1 P: 13 | R: 0 E: 0 K: 1 S: 10 | H: 1 LOB: 2 BB: 0 P: 16 | R: 1 E: 0 K: 0 S: 9 | H: 1 LOB: 0 BB: 1 P: 17 | R: 1 E: 0 K: 1 S: 6 | H: 1 LOB: 2 BB: 2 P: 22 | R: 0 E: 0 K: 1 S: 7 | H: 1 LOB: 0 BB: 0 P: 10 | R: 0 E: 0 K: 0 S: 7 | H: 0 LOB: 0 BB: 0 P: 15 | R: 0 E: 0 K: 0 S: 5 | H: 0 LOB: 0 BB: 0 P: 7 | 1B: 4 2B: 2 3B: 0 HR: 0 | SF: 0 SAC: 1 DP: 1 HBP: 1 | WP: 1 PB: 0 SB: 2 CS: 0 | PA: 33 |
| PITCHER | IP WLS BF H R ER SO BB IBB HBP BLK WP HR S P ERA WHIP | | | | | | | | | | | | | | | | | |
| 36 Randy Wells, R (1, 1) ERA: 4.26 | 7.0 L 30 6 3 3 3 3 1 1 0 0 0 0 57 109 3.86 1.286 | | | | | | | | | | | | | | | | | |
| 57 Scott Maine, L (8, 1) ERA: 2.13 | 1.0 3 0 0 0 0 0 0 0 0 0 0 0 5 7 0.00 0.000 | | | | | | | | | | | | | | | | | |

| | |
|-----|----|
| AB | 31 |
| R | 0 |
| H | 4 |
| RBI | 0 |
| BB | 2 |
| SO | 11 |
| LOB | 12 |



| | |
|-----|----|
| AB | 27 |
| R | 3 |
| H | 6 |
| RBI | 2 |
| BB | 4 |
| SO | 2 |
| LOB | 12 |



| Batter | 1 | 2 | 3 | 4 | 5 | 6 | 7 | 8 | 9 | AB | R | H | RBI | BB | SO | LOB | TOP | | | |
|---|------------------------------|----------------------------------|-------------------------------|----------------------------------|------------------------------|----------------------------------|------------------------------|----------------------------------|------------------------------|----------------------------------|-------------------------------|----------------------------------|------------------------------|----------------------------------|-------------------------------|----------------------------------|----------------------------------|------------------------------------|--|--|
| 9 Blake DeWitt, L (1,4) OBP: 0.336, SLG: 0.376 | 1B | | F8 | | | | | G3 | | 4 | 0 | 2 | 0 | 0 | 0 | 0 | | | | |
| 13 Starlin Castro, R (1,6) OBP: 0.342, SLG: 0.404 | FC1-6 | | | G5-3 | | | | K | | 4 | 0 | 0 | 0 | 0 | 2 | 2 | | | | |
| 24 Marlon Byrd, R (1,8) OBP: 0.348, SLG: 0.433 | K | | | G5-3 | | | | F8 | | 4 | 0 | 0 | 0 | 0 | 1 | 2 | | | | |
| 16 Aramis Ramirez, R (1,5) OBP: 0.294, SLG: 0.449 | F8 | | | | F9 | | | | | | | | | | | | | | | |
| 15 Darwin Barney, R (9, PR) OBP: 0.307, SLG: 0.290 | F8 | | | | | | | | | | | | | | | | | | | |
| 22 Xavier Nady, R (1,3) OBP: 0.304, SLG: 0.352 | | K | | | | | | | | | | | | | | | | | | |
| 56 Brad Snyder, L (1,9) OBP: 0.316, SLG: 0.333 | | K | | | | | | | | | | | | | | | | | | |
| 12 Alfonso Soriano, R (1,7) OBP: 0.315, SLG: 0.495 | | | F9 | | | | | | | | | | | | | | | | | |
| 49 Carlos Marmol, R (9, 1) | | | | | | | | | | | | | | | | | | | | |
| 55 Koyie Hill, S (1,2) OBP: 0.251, SLG: 0.298 | | | | | | | | | | | | | | | | | | | | |
| 32 Tom Gorzelanny, R (1,1) OBP: 0.125, SLG: 0.125 | | | | | | | | | | | | | | | | | | | | |
| 19 Bobby Seales, S (7, PH) OBP: 0.429, SLG: 0.200 | | | | | | | | | | | | | | | | | | | | |
| 48 Andrew Cashner, R (7, 1) | | | | | | | | | | | | | | | | | | | | |
| 45 Sean Marshall, L (8, 1) | | | | | | | | | | | | | | | | | | | | |
| 5 Sam Fuld, L (9, 7) OBP: 0.240, SLG: 0.217 | | | | | | | | | | | | | | | | | | | | |
| Inning Stats | R: 0 E: 0 K: 1 S: 9 | H: 1 LOB: 1 BB: 0 P: 11 | R: 0 E: 0 K: 2 S: 11 | H: 0 LOB: 0 BB: 0 P: 16 | R: 0 E: 0 K: 2 S: 7 | H: 0 LOB: 0 BB: 0 P: 12 | R: 0 E: 0 K: 0 S: 9 | H: 0 LOB: 0 BB: 0 P: 13 | R: 0 E: 0 K: 2 S: 9 | H: 1 LOB: 2 BB: 0 P: 16 | R: 0 E: 0 K: 3 S: 18 | H: 1 LOB: 2 BB: 1 P: 25 | R: 0 E: 0 K: 1 S: 9 | H: 0 LOB: 0 BB: 0 P: 13 | R: 1 E: 0 K: 1 S: 12 | H: 2 LOB: 1 BB: 0 P: 16 | 1B: 5 2B: 1 3B: 0 HR: 0 | SF: 0 SAC: 1 DP: 0 HBP: 0 | WP: 0 PA: 35 PB: 0 SB: 0 CS: 0 | |
| PITCHER | IP | WLS | BF | H | R | ER | SO | BB | IBB | HBP | BLK | WP | HR | S | P | ERA | WHIP | | | |
| 27 Jon Garland, R (1,1) ERA: 3.47 | 6.1 | | 24 | 4 | 0 | 0 | 8 | 1 | 0 | 0 | 0 | 0 | 0 | 64 | 95 | 0.00 | 0.789 | | | |
| 57 Luke Gregerson, R (7, 1) ERA: 3.21 | 0.2 | | 3 | 0 | 0 | 0 | 2 | 1 | 0 | 0 | 0 | 0 | 0 | 8 | 14 | 0.00 | 1.500 | | | |
| 37 Mike Adams, R (8, 1) ERA: 1.8 | 1.0 | | 3 | 0 | 0 | 0 | 1 | 0 | 0 | 0 | 0 | 0 | 0 | 9 | 13 | 0.00 | 0.000 | | | |
| 21 Heath Bell, R (9, 1) ERA: 1.86 | 1.0 | L | 5 | 2 | 1 | 1 | 1 | 0 | 0 | 0 | 0 | 0 | 0 | 12 | 16 | 9.00 | 2.000 | | | |

Chicago Cubs @ San Diego Padres
 PETCO Park, San Diego, CA
 Thu Sep 30 2010, 6:57 PM - 9:45 PM EDT
 Att: 28,576 - Overcast - 69 F

AB 32
 R 1
 H 6
 RBI 1
 BB 2
 SO 12
 LOB 14



| Batter | 1 | 2 | 3 | 4 | 5 | 6 | 7 | 8 | 9 | AB | R | H | RBI | BB | SO | LOB | BOTTOM | | | | |
|--|-------------------------------|----------------------------------|------------------------------|----------------------------------|------------------------------|---------------------------------|-------------------------------|----------------------------------|-------------------------------|----------------------------------|------------------------------|----------------------------------|-------------------------------|----------------------------------|------------------------------|---------------------------------|-------------------------------|----------------------------------|----------------------------------|------------------------------------|--|
| 25 Will Venable, L (1,8) OBP: 0.328, SLG: 0.417 | K | | | | | | | | | 4 | 0 | 0 | 0 | 3 | 1 | | | | | | |
| 22 David Eckstein, R (1,4) OBP: 0.321, SLG: 0.327 | 1B | | | | | | | | | 3 | 0 | 1 | 0 | 1 | 0 | | | | | | |
| 10 Miguel Tejada, R (1,6) OBP: 0.312, SLG: 0.383 | G5-3 | | | | | | | | | 3 | 0 | 0 | 0 | 1 | 0 | 1 | | | | | |
| 23 Adrián González, L (1,3) OBP: 0.390, SLG: 0.506 | IBB | | | | | | | | | 3 | 0 | 0 | 0 | 1 | 2 | | | | | | |
| 47 Ryan Ludwick, R (1,9) OBP: 0.328, SLG: 0.420 | FC6-4 | | | | | | | | | 4 | 0 | 0 | 0 | 0 | 2 | 3 | | | | | |
| 8 Yorvit Torrealba, R (1,2) OBP: 0.349, SLG: 0.390 | 1B | | | | | | | | | 3 | 0 | 1 | 0 | 0 | 1 | 0 | | | | | |
| 28 Aaron Cunningham, R (1,7) OBP: 0.326, SLG: 0.412 | P4 | | | | | | | | | 3 | 0 | 0 | 0 | 0 | 1 | 1 | | | | | |
| 7 Chase Headley, S (1,5) OBP: 0.324, SLG: 0.373 | 1B | | | | | | | | | 3 | 0 | 1 | 0 | 0 | 0 | 0 | | | | | |
| 27 Jon Garland, R (1,1) OBP: 0.286, SLG: 0.232 | F9 | | | | | | | | | 1 | 0 | 0 | 0 | 1 | 0 | 1 | | | | | |
| 57 Luke Gregerson, L (7, 1) ERA: 4.89 | | | | | | | | | | 0 | 0 | 0 | 0 | 0 | 0 | 0 | | | | | |
| 37 Mike Adams, R (8, 1) ERA: 2.68 | | | | | | | | | | 0 | 0 | 0 | 0 | 0 | 0 | 0 | | | | | |
| 13 Chris Denorfia, R (8, PH) OBP: 0.331, SLG: 0.432 | | | | | | | | | | 1 | 0 | 0 | 0 | 0 | 0 | 0 | | | | | |
| 21 Heath Bell, R (9, 1) ERA: 2.58 | | | | | | | | | | 0 | 0 | 0 | 0 | 0 | 0 | 0 | | | | | |
| Inning Stats | R: 0 E: 0 K: 1 S: 10 | H: 1 LOB: 2 BB: 1 P: 20 | R: 0 E: 0 K: 0 S: 8 | H: 2 LOB: 1 BB: 0 P: 11 | R: 0 E: 0 K: 0 S: 4 | H: 0 LOB: 0 BB: 0 P: 8 | R: 0 E: 0 K: 1 S: 10 | H: 0 LOB: 0 BB: 0 P: 12 | R: 0 E: 0 K: 1 S: 10 | H: 0 LOB: 1 BB: 1 P: 18 | R: 0 E: 0 K: 0 S: 7 | H: 0 LOB: 1 BB: 2 P: 20 | R: 0 E: 0 K: 2 S: 11 | H: 0 LOB: 0 BB: 0 P: 17 | R: 0 E: 0 K: 1 S: 7 | H: 0 LOB: 0 BB: 0 P: 9 | R: 0 E: 0 K: 2 S: 11 | H: 0 LOB: 0 BB: 0 P: 16 | 1B: 3 2B: 0 3B: 0 HR: 0 | SF: 0 SAC: 0 DP: 1 HBP: 0 | WP: 0 PA: 32 PB: 0 SB: 1 CS: 1 |
| PITCHER | IP | WLS | BF | H | R | ER | SO | BB | IBB | HBP | BLK | WP | HR | S | P | ERA | WHIP | | | | |
| 32 Tom Gorzelanny, L (1,1) ERA: 4.09 | 6.0 | | 23 | 3 | 0 | 0 | 3 | 3 | 1 | 0 | 0 | 0 | 0 | 12 | 18 | 0.00 | 1.000 | | | | |
| 48 Andrew Cashner, R (7, 1) ERA: 4.89 | 1.1 | | 4 | 0 | 0 | 0 | 2 | 0 | 0 | 0 | 0 | 0 | 0 | 6 | 8 | 0.00 | 0.000 | | | | |
| 45 Sean Marshall, L (8, 1) ERA: 2.68 | 0.2 | W | 2 | 0 | 0 | 0 | 1 | 0 | 0 | 0 | 0 | 0 | 0 | 6 | 8 | 0.00 | 0.000 | | | | |
| 49 Carlos Marmol, R (9, 1) ERA: 2.58 | 1.0 | S | 3 | 0 | 0 | 0 | 2 | 0 | 0 | 0 | 0 | 0 | 0 | 11 | 16 | 0.00 | 0.000 | | | | |

Chicago Cubs @ San Diego Padres
 PETCO Park, San Diego, CA
 Thu Sep 30 2010, 6:57 PM - 9:45 PM EDT
 Att: 28,576 - Overcast - 69 F

AB 28
 R 0
 H 3
 RBI 0
 BB 4
 SO 8
 LOB 9



| Batter | 1 | 2 | 3 | 4 | 5 | 6 | 7 | 8 | 9 | AB | R | H | RBI | BB | SO | LOB | TOP | | | | | |
|---|-------------------------------|--------------------------------|-------------------------------------|----------------------------------|-------------------------------|----------------------------------|-------------------------------|----------------------------------|-------------------------------------|----------------------------------|-------------------------------|----------------------------------|-------------------------------|----------------------------------|------------------------------|----------------------------------|-------------------------------|----------------------------------|----------------------------------|------------------------------------|----------------------------------|--------|
| 28 Jeff Baker, R (1,4) OBP: 0.323, SLG: 0.413 | | | | | | | | | | 3 | 3 | 1 | 0 | 1 | 0 | 0 | | | | | | |
| 15 Darwin Barney, R (8,PH) OBP: 0.284, SLG: 0.287 | | | | | | | | | | 1 | 0 | 0 | 0 | 0 | 1 | 0 | | | | | | |
| 13 Starlin Castro, R (1,6) OBP: 0.347, SLG: 0.408 | | | | | | | | | | 3 | 2 | 2 | 0 | 1 | 1 | 0 | | | | | | |
| 24 Marlon Byrd, R (1,8) OBP: 0.348, SLG: 0.432 | | | | | | | | | | 5 | 1 | 2 | 3 | 0 | 1 | 2 | | | | | | |
| 16 Aramis Ramirez, R (1,5) OBP: 0.296, SLG: 0.455 | | | | | | | | | | 3 | 1 | 1 | 4 | 1 | 0 | 3 | | | | | | |
| 19 Bobby Seals, S (7,5) OBP: 0.379, SLG: 0.333 | | | | | | | | | | 1 | 0 | 1 | 0 | 0 | 0 | 0 | | | | | | |
| 22 Xavier Nady, R (1,3) OBP: 0.304, SLG: 0.351 | | | | | | | | | | 5 | 0 | 1 | 0 | 0 | 1 | 6 | | | | | | |
| 12 Alfonso Soriano, R (1,7) OBP: 0.280, SLG: 0.496 | | | | | | | | | | 4 | 0 | 2 | 1 | 1 | 1 | 1 | | | | | | |
| 6 Micah Hoffpauir, L (1,9) OBP: 0.246, SLG: 0.231 | | | | | | | | | | 5 | 0 | 1 | 0 | 0 | 1 | 6 | | | | | | |
| 55 Koyie Hill, S (1,2) OBP: 0.254, SLG: 0.302 | | | | | | | | | | 4 | 0 | 1 | 0 | 1 | 1 | 1 | | | | | | |
| 38 Carlos Zambrano, S (1,1) OBP: 0.256, SLG: 0.290 | | | | | | | | | | 3 | 1 | 0 | 0 | 0 | 1 | 2 | | | | | | |
| 40 James Russell, L (7,1) OBP: 0.312, SLG: 0.344 | | | | | | | | | | 0 | 0 | 0 | 0 | 0 | 0 | 0 | | | | | | |
| 64 Justin Berg, R (8,1) ERA: 5.18 | | | | | | | | | | 0 | 0 | 0 | 0 | 0 | 0 | 0 | | | | | | |
| 57 Scott Maine, L (8,1) ERA: 2.08 | | | | | | | | | | 1 | 0 | 0 | 0 | 0 | 1 | 3 | | | | | | |
| 56 Brad Snyder, L (9,PH) OBP: 0.252, SLG: 0.319 | | | | | | | | | | 0 | 0 | 0 | 0 | 0 | 0 | 0 | | | | | | |
| 62 Marcos Mateo, R (9,1) ERA: 4.39 | | | | | | | | | | 0 | 0 | 0 | 0 | 0 | 0 | 0 | | | | | | |
| Inning Stats | R: 2 E: 0 K: 2 S: 19 | H: 2 LOB: 2 P: 34 | R: 2 E: 0 K: 0 S: 13 | H: 2 LOB: 2 BB: 2 P: 22 | R: 0 E: 0 K: 1 S: 10 | H: 1 LOB: 1 BB: 1 P: 19 | R: 4 E: 1 K: 0 S: 18 | H: 4 LOB: 0 BB: 0 P: 25 | R: 0 E: 0 K: 0 S: 6 | H: 0 LOB: 0 BB: 0 P: 8 | R: 0 E: 0 K: 1 S: 11 | H: 0 LOB: 1 BB: 0 P: 17 | R: 0 E: 0 K: 2 S: 12 | H: 1 LOB: 1 BB: 0 P: 16 | R: 0 E: 0 K: 2 S: 9 | H: 0 LOB: 0 BB: 0 P: 12 | R: 0 E: 0 K: 1 S: 14 | H: 2 LOB: 3 BB: 1 P: 21 | 1B: 8 2B: 4 3B: 0 HR: 1 | SF: 0 SAC: 0 DP: 2 HBP: 1 | WP: 1 PB: 0 SB: 0 CS: 0 | PA: 45 |
| PITCHER | IP: 3.0 WLS: L BF: 22 | H: 8 R: 8 ER: 7 SO: 3 | BB: 5 IBB: 0 HBP: 0 BLK: 0 | WP: 0 HR: 1 S: 52 P: 89 | ERA: 21.00 WHIP: 4.333 | PITCHER | IP: 3.0 WLS: L BF: 22 | H: 8 R: 8 ER: 7 SO: 3 | BB: 5 IBB: 0 HBP: 0 BLK: 0 | WP: 0 HR: 1 S: 52 P: 89 | ERA: 21.00 WHIP: 4.333 | | | | | | | | | | | |
| 30 J.A. Happ, L (1,1) ERA: 3.4 | 2.0 | 6 | 1 | 0 | 0 | 0 | 0 | 0 | 0 | 14 | 19 | 0.00 | 0.500 | | | | | | | | | |
| 56 Henry Villar, R (4,1) ERA: 4.5 | 1.0 | 4 | 0 | 0 | 0 | 1 | 0 | 0 | 0 | 11 | 17 | 0.00 | 0.000 | | | | | | | | | |
| 47 Jeff Fulchino, R (6,1) ERA: 5.51 | 2.0 | 7 | 1 | 0 | 0 | 4 | 0 | 0 | 0 | 21 | 28 | 0.00 | 0.500 | | | | | | | | | |
| 52 Felipe Paulino, R (7,1) OBP: 0.346, SLG: 0.333 | 1.0 | 6 | 2 | 0 | 0 | 1 | 1 | 0 | 0 | 14 | 21 | 0.00 | 3.000 | | | | | | | | | |
| 22 Matt Lindstrom, R (9,1) ERA: 4.39 | 1.0 | 6 | 2 | 0 | 0 | 1 | 1 | 0 | 0 | 14 | 21 | 0.00 | 3.000 | | | | | | | | | |

Chicago Cubs @ Houston Astros
Minute Maid Park, Houston, TX
Sat Oct 02 2010, 6:06 PM - 8:57 PM CDT
Att: 36,098 - Clear - 82 F

| | |
|-----|----|
| AB | 38 |
| R | 8 |
| H | 12 |
| RBI | 8 |
| BB | 6 |
| SO | 9 |
| LOB | 24 |




| Batter | 1 | 2 | 3 | 4 | 5 | 6 | 7 | 8 | 9 | AB | R | H | RBI | BB | SO | LOB | BOTTOM | | | | | |
|--|------------------------------|---------------------------------|-------------------------------------|----------------------------------|-------------------------------------|----------------------------------|------------------------------|----------------------------------|-------------------------------------|----------------------------------|-------------------------------|----------------------------------|-------------------------------|----------------------------------|-------------------------------|----------------------------------|-------------------------------|----------------------------------|----------------------------------|------------------------------------|----------------------------------|--------|
| 18 Anderson Hernandez, S (1,4) OBP: 0.296, SLG: 0.266 | | | | | | | | | | 3 | 0 | 0 | 0 | 1 | 0 | 2 | | | | | | |
| 36 Angel Sanchez, R (1,6) OBP: 0.312, SLG: 0.344 | | | | | | | | | | 3 | 0 | 0 | 0 | 0 | 1 | 2 | | | | | | |
| 52 Felipe Paulino, R (7,1) OBP: 0.346, SLG: 0.333 | | | | | | | | | | 0 | 0 | 0 | 0 | 0 | 0 | 0 | | | | | | |
| 11 Jason Bourgeois, R (8,PH) OBP: 0.294, SLG: 0.288 | | | | | | | | | | 1 | 0 | 0 | 0 | 0 | 0 | 0 | | | | | | |
| 9 Hunter Pence, R (1,9) OBP: 0.327, SLG: 0.464 | | | | | | | | | | 4 | 1 | 0 | 0 | 0 | 1 | 0 | | | | | | |
| 45 Carlos Lee, R (1,7) OBP: 0.288, SLG: 0.410 | | | | | | | | | | 2 | 0 | 0 | 0 | 1 | 0 | 0 | | | | | | |
| 19 Brian Bogusevic, L (1,8) OBP: 0.296, SLG: 0.333 | | | | | | | | | | 2 | 1 | 0 | 0 | 1 | 1 | 0 | | | | | | |
| 8 Jeff Keppinger, R (8,PH) OBP: 0.352, SLG: 0.394 | | | | | | | | | | 1 | 0 | 0 | 0 | 0 | 0 | 1 | | | | | | |
| 22 Matt Lindstrom, R (9,1) ERA: 4.39 | | | | | | | | | | 0 | 0 | 0 | 0 | 0 | 0 | 0 | | | | | | |
| 23 Chris Johnson, R (1,5) OBP: 0.338, SLG: 0.484 | | | | | | | | | | 4 | 1 | 1 | 1 | 0 | 1 | 2 | | | | | | |
| 29 Brett Wallace, L (1,3) OBP: 0.297, SLG: 0.307 | | | | | | | | | | 4 | 0 | 1 | 2 | 0 | 1 | 1 | | | | | | |
| 15 Jason Castro, L (1,2) OBP: 0.286, SLG: 0.287 | | | | | | | | | | 2 | 0 | 1 | 0 | 0 | 0 | 0 | | | | | | |
| 4 Jason Michaels, R (7,PH) OBP: 0.312, SLG: 0.470 | | | | | | | | | | 1 | 0 | 0 | 0 | 0 | 0 | 1 | | | | | | |
| 55 Humberto Quintero, R (8,2) OBP: 0.252, SLG: 0.319 | | | | | | | | | | 1 | 0 | 0 | 0 | 0 | 0 | 0 | | | | | | |
| 30 J.A. Happ, L (1,1) ERA: 3.33 | 6.1 | W | 25 | H: 6 R: 3 ER: 2 SO: 5 | BB: 3 IBB: 0 HBP: 0 BLK: 0 | WP: 1 HR: 0 S: 59 P: 92 | ERA: 2.84 WHIP: 0.947 | | | | | | | | | | | | | | | |
| 56 Henry Villar, R (4,1) ERA: 4.5 | 0.2 | 3 | 0 | 0 | 0 | 0 | 0 | 0 | 6 | 10 | 0.00 | 0.000 | | | | | | | | | | |
| 47 Jeff Fulchino, R (6,1) ERA: 5.18 | 0.2 | 3 | 0 | 0 | 0 | 1 | 0 | 0 | 9 | 14 | 0.00 | 0.000 | | | | | | | | | | |
| 16 Matt Downs, R (6,PH) OBP: 0.294, SLG: 0.320 | 0.1 | 1 | 0 | 0 | 0 | 0 | 0 | 0 | 2 | 2 | 0.00 | 0.000 | | | | | | | | | | |
| 62 Marcos Mateo, R (9,1) ERA: 4.39 | 1.0 | 3 | 0 | 0 | 0 | 0 | 0 | 0 | 10 | 12 | 0.00 | 0.000 | | | | | | | | | | |
| Inning Stats | R: 0 E: 0 K: 0 S: 7 | H: 0 LOB: 0 BB: 0 P: 9 | R: 0 E: 0 K: 0 S: 12 | H: 1 LOB: 1 BB: 0 P: 15 | R: 0 E: 0 K: 0 S: 7 | H: 1 LOB: 1 BB: 1 P: 13 | R: 0 E: 0 K: 1 S: 6 | H: 0 LOB: 0 BB: 0 P: 11 | R: 0 E: 0 K: 2 S: 9 | H: 0 LOB: 0 BB: 0 P: 13 | R: 0 E: 0 K: 2 S: 10 | H: 0 LOB: 0 BB: 0 P: 14 | R: 3 E: 1 K: 0 S: 14 | H: 1 LOB: 2 BB: 2 P: 27 | R: 0 E: 0 K: 1 S: 11 | H: 0 LOB: 1 BB: 0 P: 16 | R: 0 E: 0 K: 0 S: 10 | H: 0 LOB: 0 BB: 0 P: 12 | 1B: 2 2B: 1 3B: 0 HR: 0 | SF: 0 SAC: 1 DP: 1 HBP: 2 | WP: 1 PB: 0 SB: 0 CS: 0 | PA: 35 |
| PITCHER | IP: 6.1 WLS: W BF: 25 | H: 6 R: 3 ER: 2 SO: 5 | BB: 3 IBB: 0 HBP: 0 BLK: 0 | WP: 1 HR: 0 S: 59 P: 92 | ERA: 2.84 WHIP: 0.947 | PITCHER | IP: 6.1 WLS: W BF: 25 | H: 6 R: 3 ER: 2 SO: 5 | BB: 3 IBB: 0 HBP: 0 BLK: 0 | WP: 1 HR: 0 S: 59 P: 92 | ERA: 2.84 WHIP: 0.947 | | | | | | | | | | | |
| 38 Carlos Zambrano, R (1,1) ERA: 3.33 | 0.2 | 3 | 0 | 0 | 0 | 0 | 0 | 0 | 6 | 10 | 0.00 | 0.000 | | | | | | | | | | |
| 40 James Russell, L (7,1) ERA: 4.5 | 0.2 | 3 | 0 | 0 | 0 | 1 | 0 | 0 | 9 | 14 | 0.00 | 0.000 | | | | | | | | | | |
| 64 Justin Berg, R (8,1) ERA: 5.18 | 0.1 | 1 | 0 | | | | | | | | | | | | | | | | | | | |

| Batter | 1 | 2 | 3 | 4 | 5 | 6 | 7 | 8 | 9 | AB | R | H | RBI | BB | SO | LOB | TOP | | | |
|---|-------------------------------|----------------------------------|-------------------------------|----------------------------------|-------------------------------|----------------------------------|------------------------------|----------------------------------|-------------------------------|----------------------------------|-------------------------------|----------------------------------|-------------------------------|----------------------------------|-------------------------------|----------------------------------|----------------------------------|------------------------------------|----------------------------------|--------|
| 9 Blake DeWitt, L (1,4) OBP: 0.336, SLG: 0.373 | | | | | | | | | | 3 | 0 | 0 | 0 | 1 | 1 | 1 | | | | |
| 15 Darwin Barney, R (1,6) OBP: 0.294, SLG: 0.291 | | | | | | | | | | 4 | 0 | 2 | 0 | 0 | 0 | 1 | | | | |
| 24 Marion Byrd, R (1,8) OBP: 0.346, SLG: 0.429 | | | | | | | | | | 4 | 0 | 0 | 0 | 0 | 3 | 4 | | | | |
| 20 Thomas Diamond, R (7,1) | | | | | | | | | | 0 | 0 | 0 | 0 | 0 | 0 | 0 | | | | |
| 62 Marcos Mateo, R (8,1) | | | | | | | | | | 0 | 0 | 0 | 0 | 0 | 0 | 0 | | | | |
| 45 Sean Marshall, L (8,1) | | | | | | | | | | 0 | 0 | 0 | 0 | 0 | 0 | 0 | | | | |
| 16 Aramis Ramirez, R (1,5) OBP: 0.294, SLG: 0.452 | | | | | | | | | | 3 | 0 | 0 | 0 | 0 | 1 | 1 | | | | |
| 19 Bobby Seales, S (5,5) OBP: 0.250, SLG: 0.398 | | | | | | | | | | 1 | 0 | 0 | 0 | 0 | 0 | 0 | | | | |
| 22 Xavier Nady, R (1,3) OBP: 0.306, SLG: 0.353 | | | | | | | | | | 4 | 0 | 2 | 0 | 0 | 2 | 0 | | | | |
| 12 Alfonso Soriano, R (1,7) OBP: 0.322, SLG: 0.496 | | | | | | | | | | 4 | 0 | 2 | 0 | 0 | 1 | 1 | | | | |
| 56 Brad Snyder, L (1,9) OBP: 0.214, SLG: 0.222 | | | | | | | | | | 4 | 0 | 0 | 0 | 0 | 1 | 4 | | | | |
| 55 Koyie Hill, S (1,2) OBP: 0.254, SLG: 0.298 | | | | | | | | | | 3 | 0 | 0 | 0 | 1 | 0 | 1 | | | | |
| 46 Ryan Dempster, R (1,1) OBP: 0.136, SLG: 0.153 | | | | | | | | | | 2 | 0 | 0 | 0 | 0 | 2 | 3 | | | | |
| 28 Jeff Baker, R (7,PH) OBP: 0.326, SLG: 0.413 | | | | | | | | | | 0 | 0 | 0 | 0 | 1 | 0 | 0 | | | | |
| 5 Sam Fuld, L (7,8) OBP: 0.226, SLG: 0.179 | | | | | | | | | | 1 | 0 | 0 | 0 | 0 | 1 | 0 | | | | |
| Inning Stats | R: 0 E: 0 K: 2 S: 11 | H: 0 LOB: 0 BB: 0 P: 14 | R: 0 E: 0 K: 0 S: 11 | H: 1 LOB: 1 BB: 0 P: 15 | R: 0 E: 0 K: 2 S: 14 | H: 1 LOB: 2 BB: 1 P: 23 | R: 0 E: 0 K: 2 S: 9 | H: 2 LOB: 3 BB: 1 P: 14 | R: 0 E: 0 K: 1 S: 12 | H: 1 LOB: 1 BB: 0 P: 16 | R: 0 E: 0 K: 2 S: 13 | H: 0 LOB: 1 BB: 1 P: 17 | R: 0 E: 0 K: 1 S: 10 | H: 0 LOB: 0 BB: 0 P: 14 | R: 0 E: 0 K: 1 S: 10 | H: 0 LOB: 0 BB: 0 P: 13 | 1B: 5 2B: 1 3B: 0 HR: 0 | SF: 0 SAC: 0 DP: 0 HBP: 0 | WP: 0 PB: 0 SB: 0 CS: 0 | PA: 36 |
| PITCHER | IP | WLS | BF | H | R | ER | SO | BB | IBB | HBP | BLK | WP | HR | S | P | ERA | WHIP | | | |
| 28 Nelson Figueroa, R (1,1) ERA: 3.29 | 6.0 | W | 26 | 6 | 0 | 0 | 8 | 1 | 1 | 0 | 0 | 0 | 0 | 70 | 103 | 0.00 | 1.167 | | | |
| 58 Fernando Abad, L (7,1) ERA: 2.94 | 0.2 | | 3 | 0 | 0 | 0 | 0 | 1 | 0 | 0 | 0 | 0 | 0 | 8 | 14 | 0.00 | 1.500 | | | |
| 59 Wilton Lopez, R (7,1) ERA: 2.96 | 1.1 | | 4 | 0 | 0 | 0 | 3 | 0 | 0 | 0 | 0 | 0 | 0 | 13 | 17 | 0.00 | 0.000 | | | |
| 37 Brandon Lyon, R (9,1) ERA: 3.12 | 1.0 | | 3 | 0 | 0 | 0 | 1 | 0 | 0 | 0 | 0 | 0 | 0 | 10 | 13 | 0.00 | 0.000 | | | |

Chicago Cubs @ Houston Astros
Minute Maid Park, Houston, TX
Sun Oct 03 2010, 1:06 PM - 3:40 PM CDT
Att: 31,105 - Sunny - 73 F

AB 33
R 0
H 6
RBI 0
BB 3
SO 12
LOB 16



| Batter | 1 | 2 | 3 | 4 | 5 | 6 | 7 | 8 | 9 | AB | R | H | RBI | BB | SO | LOB | BOTTOM | | | |
|---|-------------------------------|----------------------------------|-------------------------------|----------------------------------|-------------------------------|----------------------------------|-------------------------------|----------------------------------|-------------------------------|----------------------------------|-------------------------------|----------------------------------|-------------------------------|----------------------------------|------------------------------|----------------------------------|----------------------------------|------------------------------------|----------------------------------|--------|
| 19 Brian Bogusevic, L (1,8) OBP: 0.258, SLG: 0.286 | | | | | | | | | | 4 | 0 | 0 | 0 | 0 | 4 | 3 | | | | |
| 8 Jeff Keppinger, R (1,4) OBP: 0.351, SLG: 0.393 | | | | | | | | | | 4 | 0 | 1 | 0 | 0 | 0 | 0 | | | | |
| 9 Hunter Pence, R (1,9) OBP: 0.325, SLG: 0.461 | | | | | | | | | | 4 | 0 | 0 | 0 | 0 | 2 | 1 | | | | |
| 45 Carlos Lee, R (1,7) OBP: 0.291, SLG: 0.417 | | | | | | | | | | 3 | 1 | 2 | 1 | 1 | 0 | 0 | | | | |
| 11 Jason Bourgeois, R (8,PR) OBP: 0.294, SLG: 0.269 | | | | | | | | | | 4 | 1 | 1 | 0 | 0 | 1 | 3 | | | | |
| 23 Chris Johnson, R (1,5) OBP: 0.337, SLG: 0.481 | | | | | | | | | | 4 | 1 | 1 | 0 | 0 | 2 | 2 | | | | |
| 29 Brett Wallace, L (1,3) OBP: 0.296, SLG: 0.319 | | | | | | | | | | 4 | 1 | 1 | 0 | 0 | 2 | 2 | | | | |
| 55 Humberto Quintero, R (1,2) OBP: 0.262, SLG: 0.317 | | | | | | | | | | 4 | 1 | 1 | 0 | 0 | 1 | 3 | | | | |
| 12 Tommy Manzella, R (1,6) OBP: 0.267, SLG: 0.264 | | | | | | | | | | 2 | 0 | 2 | 2 | 1 | 0 | 0 | | | | |
| 28 Nelson Figueroa, R (1,1) OBP: 0.235, SLG: 0.294 | | | | | | | | | | 1 | 0 | 1 | 0 | 0 | 0 | 0 | | | | |
| 4 Jason Michaels, R (6,PH) OBP: 0.310, SLG: 0.468 | | | | | | | | | | 1 | 0 | 0 | 0 | 0 | 0 | 1 | | | | |
| 58 Fernando Abad, L (7,1) ERA: 5.82 | | | | | | | | | | 0 | 0 | 0 | 0 | 0 | 0 | 0 | | | | |
| 59 Wilton Lopez, R (7,1) | | | | | | | | | | 0 | 0 | 0 | 0 | 0 | 0 | 0 | | | | |
| 37 Brandon Lyon, R (9,1) | | | | | | | | | | 0 | 0 | 0 | 0 | 0 | 0 | 0 | | | | |
| Inning Stats | R: 0 E: 0 K: 1 S: 11 | H: 0 LOB: 0 BB: 0 P: 17 | R: 2 E: 1 K: 2 S: 18 | H: 4 LOB: 2 BB: 0 P: 30 | R: 1 E: 0 K: 1 S: 11 | H: 1 LOB: 0 BB: 0 P: 19 | R: 1 E: 0 K: 1 S: 13 | H: 2 LOB: 1 BB: 0 P: 22 | R: 0 E: 0 K: 1 S: 13 | H: 2 LOB: 1 BB: 0 P: 16 | R: 0 E: 0 K: 1 S: 11 | H: 0 LOB: 1 BB: 1 P: 20 | R: 0 E: 0 K: 1 S: 12 | H: 0 LOB: 0 BB: 0 P: 15 | R: 0 E: 0 K: 2 S: 8 | H: 0 LOB: 2 BB: 1 P: 14 | 1B: 7 2B: 0 3B: 1 HR: 1 | SF: 0 SAC: 1 DP: 1 HBP: 0 | WP: 0 PB: 0 SB: 1 CS: 0 | PA: 34 |
| PITCHER | IP | WLS | BF | H | R | ER | SO | BB | IBB | HBP | BLK | WP | HR | S | P | ERA | WHIP | | | |
| 46 Ryan Dempster, R (1,1) ERA: 3.85 | 6.0 | L | 27 | 9 | 4 | 3 | 7 | 1 | 0 | 0 | 0 | 0 | 0 | 12 | 15 | 0.00 | 0.000 | | | |
| 20 Thomas Diamond, R (7,1) ERA: 6.53 | 1.0 | | 3 | 0 | 0 | 0 | 1 | 0 | 0 | 0 | 0 | 0 | 0 | 3 | 7 | 0.00 | 3.000 | | | |
| 62 Marcos Mateo, R (8,1) ERA: 5.82 | 0.1 | | 2 | 0 | 0 | 0 | 1 | 1 | 0 | 0 | 0 | 0 | 0 | 3 | 7 | 0.00 | 3.000 | | | |
| 45 Sean Marshall, L (8,1) ERA: 2.85 | 0.2 | | 2 | 0 | 0 | 0 | 1 | 0 | 0 | 0 | 0 | 0 | 0 | 5 | 7 | 0.00 | 0.000 | | | |

Chicago Cubs @ Houston Astros
Minute Maid Park, Houston, TX
Sun Oct 03 2010, 1:06 PM - 3:40 PM CDT
Att: 31,105 - Sunny - 73 F

AB 31
R 4
H 9
RBI 3
BB 2
SO 10
LOB 13

