

Chicago Cubs - 2011

Batter	1	2	3	4	5	6	7	8	9	AB	R	H	RBI	BB	SO	LOB	TOP								
27 Carlos Gómez, R OBP: 0.500, SLG: 0.500 96 D'Vontrey Richardson, R										2 1 1 0 0 0 1 3 0 0 0 0 1 2															
30 Craig Counsell, L OBP: 0.667, SLG: 0.500 68 Edwin Maysonet, R										2 0 0 0 0 0 1 2 1 1 0 1 0 0															
8 Ryan Braun, R OBP: 0.500, SLG: 1.000 97 Brandon Jones, L										2 1 1 0 0 0 2 3 0 0 0 0 0 4															
25 Mark Kotsay, L OBP: 0.500, SLG: 0.500 93 Taylor Green, L										2 0 1 1 0 0 1 3 0 1 0 0 0 1															
9 Luis Alfonso Cruz, R OBP: 0.333, SLG: 0.333 3 Scooter Gennett, L										3 1 1 1 0 0 0 1 1 0 0 0 1 0 0 0															
33 Wil Nieves, R OBP: 0.500, SLG: 0.500 76 Anderson De La Rosa, R										2 0 1 1 0 0 0 0 3 0 0 0 0 0 1 3 0 0 0 0 0 0 0 0															
53 Tyler Roberts, R										4 0 0 0 0 0 1 4															
77 Caleb Gindl, L OBP: 0.667, SLG: 1.500 94 Reggie Keen, R										2 1 1 1 1 1 1 1 0 0 0 0 1 0 0 0															
75 Zelous Wheeler, R OBP: 0.667, SLG: 1.000 92 Cutter Dykstra, R										3 0 2 1 0 0 0 1 1 0 0 0 0 0 1 1															
Inning Stats	R: 0 E: 1 K: 0 S: 4	H: 1 LOB: 1 BB: 0 P: 4	R: 0 E: 0 K: 1 S: 6	H: 1 LOB: 1 BB: 0 P: 6	R: 2 E: 1 K: 0 S: 6	H: 3 LOB: 1 BB: 0 P: 8	R: 0 E: 0 K: 0 S: 3	H: 0 LOB: 1 BB: 1 P: 7	R: 0 E: 1 K: 0 S: 4	H: 0 LOB: 1 BB: 1 P: 4	R: 2 E: 0 K: 2 S: 10	H: 3 LOB: 1 BB: 0 P: 10	R: 1 E: 0 K: 0 S: 5	H: 2 LOB: 2 BB: 1 P: 9	R: 0 E: 0 K: 1 S: 5	H: 0 LOB: 2 BB: 2 P: 13	R: 0 E: 0 K: 1 S: 5	H: 0 LOB: 0 BB: 0 P: 5	1B: 7 2B: 2 3B: 1 HR: 0	SF: 0 SAC: 0 DP: 1 HBP: 0	WP: 2 PB: 0 SB: 2 CS: 0	PA: 42			
PITCHER	IP WLS BF H R ER SO BB IBB HBP BLK WP HR S P ERA WHIP	IP WLS BF H R ER SO BB IBB HBP BLK WP HR S P ERA WHIP	IP WLS BF H R ER SO BB IBB HBP BLK WP HR S P ERA WHIP	IP WLS BF H R ER SO BB IBB HBP BLK WP HR S P ERA WHIP	IP WLS BF H R ER SO BB IBB HBP BLK WP HR S P ERA WHIP	IP WLS BF H R ER SO BB IBB HBP BLK WP HR S P ERA WHIP	IP WLS BF H R ER SO BB IBB HBP BLK WP HR S P ERA WHIP	IP WLS BF H R ER SO BB IBB HBP BLK WP HR S P ERA WHIP	IP WLS BF H R ER SO BB IBB HBP BLK WP HR S P ERA WHIP	IP WLS BF H R ER SO BB IBB HBP BLK WP HR S P ERA WHIP	IP WLS BF H R ER SO BB IBB HBP BLK WP HR S P ERA WHIP	IP WLS BF H R ER SO BB IBB HBP BLK WP HR S P ERA WHIP	IP WLS BF H R ER SO BB IBB HBP BLK WP HR S P ERA WHIP	IP WLS BF H R ER SO BB IBB HBP BLK WP HR S P ERA WHIP	IP WLS BF H R ER SO BB IBB HBP BLK WP HR S P ERA WHIP	IP WLS BF H R ER SO BB IBB HBP BLK WP HR S P ERA WHIP	IP WLS BF H R ER SO BB IBB HBP BLK WP HR S P ERA WHIP	IP WLS BF H R ER SO BB IBB HBP BLK WP HR S P ERA WHIP	IP WLS BF H R ER SO BB IBB HBP BLK WP HR S P ERA WHIP	IP WLS BF H R ER SO BB IBB HBP BLK WP HR S P ERA WHIP	IP WLS BF H R ER SO BB IBB HBP BLK WP HR S P ERA WHIP	IP WLS BF H R ER SO BB IBB HBP BLK WP HR S P ERA WHIP	IP WLS BF H R ER SO BB IBB HBP BLK WP HR S P ERA WHIP	IP WLS BF H R ER SO BB IBB HBP BLK WP HR S P ERA WHIP	
36 Randy Wells, R ERA: 9.0	2.0	8	2	0	0	1	0	0	0	0	0	0	0	0	10	10	0.00	1.000							
48 Andrew Cashner, R ERA: 9.0	2.0	10	3	2	2	0	1	0	0	0	1	0	9	15	9.00	2.000									
65 Jay Jackson, R ERA: 18.0	1.0	4	0	0	0	0	0	0	0	0	0	0	4	4	0.00	0.000									
34 Kerry Wood, R ERA: 18.0	1.0	6	3	2	2	2	0	0	0	0	0	0	10	10	18.00	3.000									
54 John Gaub, L ERA: 9.0	1.0	6	2	1	1	0	1	0	0	0	1	0	5	9	9.00	3.000									
PITCHER	IP WLS BF H R ER SO BB IBB HBP BLK WP HR S P ERA WHIP	IP WLS BF H R ER SO BB IBB HBP BLK WP HR S P ERA WHIP	IP WLS BF H R ER SO BB IBB HBP BLK WP HR S P ERA WHIP	IP WLS BF H R ER SO BB IBB HBP BLK WP HR S P ERA WHIP	IP WLS BF H R ER SO BB IBB HBP BLK WP HR S P ERA WHIP	IP WLS BF H R ER SO BB IBB HBP BLK WP HR S P ERA WHIP	IP WLS BF H R ER SO BB IBB HBP BLK WP HR S P ERA WHIP	IP WLS BF H R ER SO BB IBB HBP BLK WP HR S P ERA WHIP	IP WLS BF H R ER SO BB IBB HBP BLK WP HR S P ERA WHIP	IP WLS BF H R ER SO BB IBB HBP BLK WP HR S P ERA WHIP	IP WLS BF H R ER SO BB IBB HBP BLK WP HR S P ERA WHIP	IP WLS BF H R ER SO BB IBB HBP BLK WP HR S P ERA WHIP	IP WLS BF H R ER SO BB IBB HBP BLK WP HR S P ERA WHIP	IP WLS BF H R ER SO BB IBB HBP BLK WP HR S P ERA WHIP	IP WLS BF H R ER SO BB IBB HBP BLK WP HR S P ERA WHIP	IP WLS BF H R ER SO BB IBB HBP BLK WP HR S P ERA WHIP	IP WLS BF H R ER SO BB IBB HBP BLK WP HR S P ERA WHIP	IP WLS BF H R ER SO BB IBB HBP BLK WP HR S P ERA WHIP	IP WLS BF H R ER SO BB IBB HBP BLK WP HR S P ERA WHIP	IP WLS BF H R ER SO BB IBB HBP BLK WP HR S P ERA WHIP	IP WLS BF H R ER SO BB IBB HBP BLK WP HR S P ERA WHIP	IP WLS BF H R ER SO BB IBB HBP BLK WP HR S P ERA WHIP	IP WLS BF H R ER SO BB IBB HBP BLK WP HR S P ERA WHIP	IP WLS BF H R ER SO BB IBB HBP BLK WP HR S P ERA WHIP	
60 Chris Carpenter, R ERA: 9.0	1.0	5	0	0	0	1	2	0	0	0	0	0	0	1	0	0	0.00	2.000							
45 Sean Marshall, L ERA: 9.0	1.0	3	0	0	0	1	0	0	0	0	0	0	5	5	0.00	0.000									
Batter	1	2	3	4	5	6	7	8	9	AB	R	H	RBI	BB	SO	LOB	BOTTOM								
5 Reed Johnson, R OBP: 0.667, SLG: 0.667 3 Fernando Perez, R										3 1 2 0 0 0 1 1 0 1 0 1 0 0															
15 Darwin Barney, R OBP: 0.250, SLG: 0.500 50 Augie Ojeda, S										2 0 0 0 0 1 3 3 0 0 0 0 0 5															
21 Tyler Colvin, L OBP: 0.200, SLG: 0.600 56 Brad Snyder, L										2 0 1 1 0 0 2 2 0 0 0 1 0 0															
12 Alfonso Soriano, R OBP: 0.500, SLG: 1.000 54 John Gaub, R										3 1 1 0 0 0 1 1 0 0 0 0 1 1 0 0 0 0 0 0 0 0 0 0 1 0 0 0 0 0 0 0															
19 Bobby Seales, S ERA: 9.0										2 0 0 0 0 0 0 3 0 1 0 0 1 4															
60 Chris Carpenter, R ERA: 9.0										2 0 0 0 0 0 0 3 0 2 1 0 0 1															
73 Marquies Smith, R OBP: 0.500, SLG: 1.000 58 Matt Camp, L										2 0 1 0 0 0 0 2 0 0 0 0 0 3															
55 Koyie Hill, S										2 0 0 0 0 0 1 2 1 2 0 0 0 0															
36 Randy Wells, R ERA: 9.0										0 0 0 0 0 0 0 0 1 0 0 0 0 0 0 0 0 0 0 0 0 0 0 0 1 0 0 0 0 0 0 1 0 0 0 0 0 0 0 0 2 0 0 0 0 0 0 3															
Inning Stats	R: 1 E: 0 K: 0 S: 4	H: 2 LOB: 0 BB: 0 P: 4	R: 0 E: 0 K: 0 S: 3	H: 0 LOB: 0 BB: 0 P: 3	R: 0 E: 0 K: 1 S: 7	H: 2 LOB: 2 BB: 0 P: 7	R: 0 E: 0 K: 1 S: 5	H: 0 LOB: 0 BB: 0 P: 5	R: 0 E: 0 K: 0 S: 4	H: 1 LOB: 1 BB: 0 P: 4	R: 1 E: 1 K: 0 S: 6	H: 2 LOB: 2 BB: 0 P: 6	R: 1 E: 0 K: 1 S: 7	H: 2 LOB: 3 BB: 2 P: 15	R: 0 E: 0 K: 0 S: 5	H: 2 LOB: 3 BB: 1 P: 9	R: 0 E: 0 K: 1 S: 6	H: 1 LOB: 1 BB: 0 P: 6	1B: 7 2B: 5 3B: 1 HR: 0	SF: 0 SAC: 0 DP: 1 HBP: 0	WP: 0 PB: 0 SB: 0 CS: 0	PA: 42			
PITCHER	IP WLS BF H R ER SO BB IBB HBP BLK WP HR S P ERA WHIP	IP WLS BF H R ER SO BB IBB HBP BLK WP HR S P ERA WHIP	IP WLS BF H R ER SO BB IBB HBP BLK WP HR S P ERA WHIP	IP WLS BF H R ER SO BB IBB HBP BLK WP HR S P ERA WHIP	IP WLS BF H R ER SO BB IBB HBP BLK WP HR S P ERA WHIP	IP WLS BF H R ER SO BB IBB HBP BLK WP HR S P ERA WHIP	IP WLS BF H R ER SO BB IBB HBP BLK WP HR S P ERA WHIP	IP WLS BF H R ER SO BB IBB HBP BLK WP HR S P ERA WHIP	IP WLS BF H R ER SO BB IBB HBP BLK WP HR S P ERA WHIP	IP WLS BF H R ER SO BB IBB HBP BLK WP HR S P ERA WHIP	IP WLS BF H R ER SO BB IBB HBP BLK WP HR S P ERA WHIP	IP WLS BF H R ER SO BB IBB HBP BLK WP HR S P ERA WHIP	IP WLS BF H R ER SO BB IBB HBP BLK WP HR S P ERA WHIP	IP WLS BF H R ER SO BB IBB HBP BLK WP HR S P ERA WHIP	IP WLS BF H R ER SO BB IBB HBP BLK WP HR S P ERA WHIP	IP WLS BF H R ER SO BB IBB HBP BLK WP HR S P ERA WHIP	IP WLS BF H R ER SO BB IBB HBP BLK WP HR S P ERA WHIP	IP WLS BF H R ER SO BB IBB HBP BLK WP HR S P ERA WHIP	IP WLS BF H R ER SO BB IBB HBP BLK WP HR S P ERA WHIP	IP WLS BF H R ER SO BB IBB HBP BLK WP HR S P ERA WHIP	IP WLS BF H R ER SO BB IBB HBP BLK WP HR S P ERA WHIP	IP WLS BF H R ER SO BB IBB HBP BLK WP HR S P ERA WHIP	IP WLS BF H R ER SO BB IBB HBP BLK WP HR S P ERA WHIP		
48 Tim Lillard, R ERA: 4.5	2.0	7	2	1	1	0	0	0	0	0	0	0	7	7	4.50	1.000									
72 Cody Scarpetta, R ERA: 4.5	1.0	5	2	0	0	1	0	0	0	0	0	0	7	7	0.00	2.000									
96 Frankie De La Cruz, R ERA: 4.5	1.0	3	0	0	0	1	0	0	0	0	0	0	5	5	0.00	0.000									
47 Amaury Rivas, R ERA: 4.5	1.2	9	3	1	0	0	0	0	0	0	0	0	9	9	0.00	1.800									
99 Jim Henderson, R ERA: 4.5	0.1	1	0	0	0	0	0	0	0	0	0	0	1	1	0.00	0.000									
PITCHER	IP WLS BF H R ER SO BB IBB HBP BLK WP HR S P ERA WHIP	IP WLS BF H R ER SO BB IBB HBP BLK WP HR S P ERA WHIP	IP WLS BF H R ER SO BB IBB HBP BLK WP HR S P ERA WHIP	IP WLS BF H R ER SO BB IBB HBP BLK WP HR S P ERA WHIP	IP WLS BF H R ER SO BB IBB HBP BLK WP HR S P ERA WHIP	IP WLS BF H R ER SO BB IBB HBP BLK WP HR S P ERA WHIP	IP WLS BF H R ER SO BB IBB HBP BLK WP HR S P ERA WHIP	IP WLS BF H R ER SO BB IBB HBP BLK WP HR S P ERA WHIP	IP WLS BF H R ER SO BB IBB HBP BLK WP HR S P ERA WHIP	IP WLS BF H R ER SO BB IBB HBP BLK WP HR S P ERA WHIP	IP WLS BF H R ER SO BB IBB HBP BLK WP HR S P ERA WHIP	IP WLS BF H R ER SO BB IBB HBP BLK WP HR S P ERA WHIP	IP WLS BF H R ER SO BB IBB HBP BLK WP HR S P ERA WHIP	IP WLS BF H R ER SO BB IBB HBP BLK WP HR S P ERA WHIP	IP WLS BF H R ER SO BB IBB HBP BLK WP HR S P ERA WHIP	IP WLS BF H R ER SO BB IBB HBP BLK WP HR S P ERA WHIP	IP WLS BF H R ER SO BB IBB HBP BLK WP HR S P ERA WHIP	IP WLS BF H R ER SO BB IBB HBP BLK WP HR S P ERA WHIP	IP WLS BF H R ER SO BB IBB HBP BLK WP HR S P ERA WHIP	IP WLS BF H R ER SO BB IBB HBP BLK WP HR S P ERA WHIP	IP WLS BF H R ER SO BB IBB HBP BLK WP HR S P ERA WHIP	IP WLS BF H R ER SO BB IBB HBP BLK WP HR S P ERA WHIP	IP WLS BF H R ER SO BB IBB HBP BLK WP HR S P ERA WHIP	IP WLS BF H R ER SO BB IBB HBP BLK WP HR S P ERA WHIP	
66 Roque Mercedes, R ERA: 13.5	0.2	6	2	1	0	0	2	0	0	0	0	0	8	12	0.00	6.000									
64 Robert Hinton, R ERA: 13.5	1.1	7	2	0	0	1	1	0	0	0	0	0	8	12	0.00	2.250									
43 Brian Garman, L ERA: 13.5	1.0	4	1	0	0	1	0	0	0	0	0	0	6	6	0.00	1.000									

Milwaukee Brewers @ Chicago Cubs
Hohokam Park, Mesa, AZ
Mon Feb 28 2011, 3:07 PM - 6:22 PM EST
Att: 5,405 - Sunny - 61 F

AB 38
R 5
H 10
RBI 3
BB 4
SO 5
LOB 23



Milwaukee Brewers @ Chicago Cubs
Hohokam Park, Mesa, AZ
Mon Feb 28 2011, 3:07 PM - 6:22 PM EST
Att: 5,405 - Sunny - 61 F

AB 39
R 3
H 12
RBI 3
BB 3
SO 4
LOB 25



Batter	1	2	3	4	5	6	7	8	9	AB	R	H	RBI	BB	SO	LOB	TOP																		
1 Kosuke Fukudome, L (1.9) OBP: 0.333, SLG: 0.200 63 James Adduci, L (6.9)	F7			F7		F7	K		F7	3	1	1	0	0	0	0																			
13 Starlin Castro, R (1.6) OBP: 0.667, SLG: 0.667 50 Augie Ojeda, S (6.6)	E6			24 K2-3-2 1B		24 1B				3	1	2	0	0	0	0																			
24 Marion Byrd, R (1.8) OBP: 0.667, SLG: 0.667 59 Brett Jackson, L (6.8)	K2-3-2			1B		16 2B	G4-3			3	1	2	1	0	1	1																			
16 Aramis Ramirez, R (1.5) OBP: 0.333, SLG: 0.500 61 Josh Vitters, R (6.5)		F9		K		9 WP 1-H 2-H 2B		F9		3	0	1	2	0	1	2																			
18 Geovany Soto, R (1.2) OBP: 0.167, SLG: 0.167 51 Max Ramirez, R (6.2)	P4			K		L4		P4		3	0	0	0	0	1	3																			
9 Blake DeWitt, L (1.4) 19 Bobby Seales, S (6.4)	G3-1					G3		F8		3	0	0	0	0	0	1																			
5 Reed Johnson, R (1.7) OBP: 0.500, SLG: 0.500 39 Luis Montanez, R (6.7)			G5-3			F9				3	0	1	0	0	0	1																			
6 Bryan LaHair, L (1.3) OBP: 0.375, SLG: 0.429 56 Brad Snyder, L (7.3)	F9			F9		K		G3-1		2	0	0	0	1	1	1																			
46 Ryan Dempster, R (1.1) 32 Todd Wellemeyer, R (4.1) 27 Casey Coleman, L (6.1) 73 Marquez Smith, R (7.9) 44 Jeff Stevens, R (7.1) 57 Scott Maine, L (8.1) 30 Scott Moore, R (9.9) 33 Esmalin Caridad, R (9.1)	K			K		K		G4-3		1	0	0	0	0	1	0																			
Inning Stats	R: 0 E: 1 K: 1 S: 5	H: 0 LOB: 1 BB: 0 P: 5	R: 0 E: 0 K: 0 S: 3	H: 0 LOB: 0 BB: 0 P: 3	R: 0 E: 0 K: 1 S: 5	H: 0 LOB: 0 BB: 0 P: 5	R: 0 E: 0 K: 2 S: 9	H: 2 LOB: 2 BB: 0 P: 9	R: 0 E: 0 K: 2 S: 8	H: 1 LOB: 1 BB: 0 P: 8	R: 3 E: 0 K: 0 S: 7	H: 4 LOB: 1 BB: 0 P: 8	R: 0 E: 0 K: 2 S: 7	H: 0 LOB: 2 BB: 2 P: 15	R: 0 E: 0 K: 0 S: 3	H: 0 LOB: 0 BB: 0 P: 3	R: 0 E: 0 K: 0 S: 4	H: 1 LOB: 1 BB: 0 P: 4	1B: 6 2B: 3 3B: 0 HR: 0	SF: 0 SAC: 0 DP: 1 HBP: 0	WP: 1 PB: 0 SB: 0 CS: 0	PA: 37													
PITCHER	IP 3.0	WLS L	BF 9	H 6	R 3	ER 3	SO 4	BB 0	IBB 0	HBP 0	BLK 0	WP 0	HR 0	S 20	P 13	ERA 13.50	WHIP 3.000	PITCHER	IP 1.0	WLS S	BF 4	H 1	R 0	ER 0	SO 0	BB 0	IBB 0	HBP 0	BLK 0	WP 0	HR 0	S 4	P 4	ERA 0.00	WHIP 1.000

Chicago Cubs @ San Francisco Giants
 Scottsdale Stadium, Scottsdale, AZ
 Tue Mar 01 2011, 3:09 PM - 5:50 PM EST
 Att: 6,848 - Partly Cloudy - 71 F

AB	35
R	3
H	8
RBI	3
BB	2
SO	8
LOB	17



Batter	1	2	3	4	5	6	7	8	9	AB	R	H	RBI	BB	SO	LOB	BOTTOM																		
21 Freddy Sanchez, R (1.4) 2 Emmanuel Burriss, S (6.4)	L3								E4	3	0	0	0	0	0	0																			
10 Miguel Tejada, R (1.6) OBP: 0.333, SLG: 0.250 14 Mike Fontenot, L (6.6) OBP: 0.300, SLG: 0.250	F7								E4	2	0	0	0	1	0	0																			
17 Aubrey Huff, L (1.3) 35 Travis Ishikawa, L (6.3) OBP: 0.400, SLG: 0.444	G3								E4	1	0	0	0	1	0	1																			
28 Buster Posey, R (1.2) 86 Gary Brown, R (6.9) 61 Héctor Sánchez, R (7.2) 62 Francisco Peguero, S (6.9) 83 Chris Stewart, R (9.2) 9 Brandon Bell, L (9.6)									E4	2	1	1	0	1	0	2																			
13 Cody Ross, R (1.9) OBP: 0.500, SLG: 0.714 8 Terry Evans, R (7.9)									E4	3	0	0	0	0	3	4																			
5 Pat Burrell, R (1.7) OBP: 0.333, SLG: 0.286 63 Thomas Neal, R (7.7) OBP: 0.250, SLG: 0.143	G3								E4	1	0	1	1	0	0	0																			
48 Pablo Sandoval, S (1.5) 29 Ryan Rohlinger, R (7.5) OBP: 0.286, SLG: 0.286									E4	3	0	2	1	0	0	2																			
33 Aaron Rowand, R (1.8) OBP: 0.100, SLG: 0.200 79 Juan Carlos Perez, R (8.8)									E4	1	0	0	0	0	0	2																			
55 Tim Lincecum, L (1.1) 40 Madison Bumgarner, R (4.1) 45 Dan Runzler, L (6.1) 76 Ryan Verdugo, L (7.1) 50 Conor Gillaspie, L (7.9) 59 Guillermo Mota, R (8.1) 6 Brad Eldred, R (8.9) 52 Ramon E Ramirez, R (9.1)									E4	1	0	0	0	0	0	0																			
Inning Stats	R: 0 E: 0 K: 0 S: 3	H: 0 LOB: 0 BB: 0 P: 3	R: 1 E: 1 K: 2 S: 10	H: 2 LOB: 2 BB: 0 P: 10	R: 0 E: 1 K: 1 S: 6	H: 0 LOB: 2 BB: 1 P: 10	R: 0 E: 0 K: 1 S: 6	H: 1 LOB: 1 BB: 0 P: 6	R: 0 E: 0 K: 1 S: 5	H: 0 LOB: 0 BB: 0 P: 5	R: 0 E: 0 K: 1 S: 5	H: 0 LOB: 2 BB: 1 P: 10	R: 0 E: 0 K: 0 S: 4	H: 1 LOB: 1 BB: 0 P: 4	R: 1 E: 0 K: 1 S: 7	H: 2 LOB: 3 BB: 1 P: 12	R: 0 E: 1 K: 0 S: 3	H: 0 LOB: 1 BB: 1 P: 7	1B: 4 2B: 2 3B: 0 HR: 0	SF: 0 SAC: 0 DP: 1 HBP: 1	WP: 0 PB: 0 SB: 2 CS: 0	PA: 40													
PITCHER	IP 3.0	WLS W	BF 14	H 2	R 1	ER 1	SO 3	BB 1	IBB 0	HBP 0	BLK 0	WP 0	HR 0	S 19	P 23	ERA 3.00	WHIP 1.000	PITCHER	IP 1.0	WLS S	BF 4	H 0	R 0	ER 0	SO 0	BB 1	IBB 0	HBP 0	BLK 0	WP 0	HR 0	S 3	P 7	ERA 0.00	WHIP 1.000

Chicago Cubs @ San Francisco Giants
 Scottsdale Stadium, Scottsdale, AZ
 Tue Mar 01 2011, 3:09 PM - 5:50 PM EST
 Att: 6,848 - Partly Cloudy - 71 F

AB	35
R	2
H	6
RBI	2
BB	4
SO	7
LOB	30



Batter	1	2	3	4	5	6	7	8	9	10	AB	R	H	RBI	BB	SO	LOB	
62 Trayvon Robinson, S OBP: 0.214, SLG: 0.385 63 Jamie Hoffmann, R OBP: 0.462, SLG: 0.500											3	0	0	1	0	1	1	
10 Tony Gwynn Jr., L OBP: 0.357, SLG: 0.250 35 Cabe Kapler, R OBP: 0.200, SLG: 0.267											2	0	1	0	0	0	0	
31 Jay Gibbons, L OBP: 0.111, SLG: 0.111 33 Marcus Thames, R OBP: 0.357, SLG: 0.417											2	0	1	0	0	0	1	
30 Dioner Navarro, S 17 A.J. Ellis, R OBP: 0.273, SLG: 0.111											2	0	0	1	0	0	1	
3 Xavier Paul, L OBP: 0.111, SLG: 0.231 68 Jerry Sands, R OBP: 0.500, SLG: 0.636											2	0	0	0	0	2	0	
13 Iván De Jesús Jr., R OBP: 0.273, SLG: 0.273 9 Eugenio Velez, S											2	0	0	0	0	1	0	
75 Russell Mitchell, R OBP: 0.214, SLG: 0.167 76 John Lindsey, R OBP: 0.250, SLG: 0.500											2	0	0	0	0	1	0	
6 Aaron Miles, S OBP: 0.333, SLG: 0.533 13 Juan Castro, R OBP: 0.364, SLG: 0.727											1	1	1	0	0	0	0	
72 Justin Sellers, R OBP: 0.385, SLG: 0.111 70 Dee Strange-Gordon, L OBP: 0.222, SLG: 0.222											1	0	0	0	1	0	1	
Inning Stats	R: 0 E: 0 K: 0 S: 4	H: 1 LOB: 1 BB: 0 P: 4	R: 0 E: 0 K: 2 S: 7	H: 0 LOB: 0 BB: 0 P: 7	R: 1 E: 0 K: 0 S: 5	H: 2 LOB: 1 BB: 0 P: 6	R: 0 E: 0 K: 1 S: 5	H: 0 LOB: 0 BB: 0 P: 5	R: 0 E: 0 K: 3 S: 9	H: 1 LOB: 1 BB: 0 P: 6	R: 0 E: 0 K: 1 S: 6	H: 1 LOB: 1 BB: 0 P: 6	R: 0 E: 0 K: 1 S: 7	H: 0 LOB: 0 BB: 0 P: 5	R: 0 E: 0 K: 0 S: 3	H: 0 LOB: 0 BB: 0 P: 3	1B: 3 2B: 3 3B: 1 HR: 0	SF: 1 SAC: 0 DP: 0 HBP: 0

Los Angeles Dodgers @ Chicago Cubs
Hohokam Park, Mesa, AZ
Sun Mar 06 2011, 3:09 PM - 5:50 PM EST
Att: 8,669 - Cloudy - 76 F

livebaseballscorecards.com

AB	36
R	3
H	7
RBI	3
BB	2
SO	10
LOB	11

WP: 0 PA: 39
PB: 0
SB: 1
CS: 0

Batter	1	2	3	4	5	6	7	8	9	10	AB	R	H	RBI	BB	SO	LOB	
1 Kosuke Fukudome, L OBP: 0.368, SLG: 0.294 44 Jeff Stevens, R											4	1	1	1	0	0	0	
62 Marcos Mateo, R 33 Esmailin Caridad, R 89 DJ LeMahieu, R OBP: 1.000, SLG: 4.000											4	0	0	0	0	0	2	
5 Reed Johnson, R OBP: 0.294, SLG: 0.200											3	1	3	1	0	0	0	
24 Marlon Byrd, R OBP: 0.947, SLG: 0.887 3 Fernando Perez, R OBP: 0.600, SLG: 0.500											1	0	0	0	0	0	0	
16 Aramis Ramirez, R OBP: 0.412, SLG: 0.400 61 Josh Vitters, R OBP: 0.375, SLG: 0.286											3	0	0	0	0	0	3	
6 Bryan LaHair, L OBP: 0.250, SLG: 0.333											4	0	0	0	0	0	4	
18 Geovany Soto, R OBP: 0.267, SLG: 0.286 51 Max Ramirez, R											2	0	0	0	1	0	1	
28 Jeff Baker, R OBP: 0.400, SLG: 0.308 19 Bobby Seales, S OBP: 0.444, SLG: 0.714											3	0	1	1	0	1	0	
15 Darwin Barney, R OBP: 0.308, SLG: 0.462											4	0	0	0	0	0	3	
46 Ryan Dempster, R 49 Carlos Marmol, R 98 Tony Campana, L 20 Thomas Diamond, R 74 Steve Clevenger, L 39 Luis Montanez, R											1	0	0	0	0	1	0	
Inning Stats	R: 1 E: 1 K: 0 S: 5	H: 1 LOB: 1 BB: 0 P: 5	R: 0 E: 0 K: 1 S: 5	H: 0 LOB: 0 BB: 0 P: 5	R: 0 E: 0 K: 1 S: 5	H: 0 LOB: 0 BB: 0 P: 5	R: 1 E: 0 K: 0 S: 5	H: 2 LOB: 2 BB: 1 P: 10	R: 0 E: 0 K: 0 S: 3	H: 1 LOB: 1 BB: 0 P: 4	R: 0 E: 0 K: 0 S: 4	H: 1 LOB: 0 BB: 0 P: 3	R: 0 E: 0 K: 0 S: 4	H: 1 LOB: 0 BB: 0 P: 4	R: 2 E: 0 K: 0 S: 1	H: 1 LOB: 0 BB: 1 P: 6	1B: 5 2B: 4 3B: 0 HR: 1	SF: 0 SAC: 0 DP: 1 HBP: 0

Los Angeles Dodgers @ Chicago Cubs
Hohokam Park, Mesa, AZ
Sun Mar 06 2011, 3:09 PM - 5:50 PM EST
Att: 8,669 - Cloudy - 76 F

livebaseballscorecards.com

AB	35
R	5
H	9
RBI	5
BB	2
SO	2
LOB	13

WP: 1 PA: 37
PB: 0
SB: 0
CS: 1

Batter	1	2	3	4	5	6	7	8	9	AB	R	H	RBI	BB	SO	LOB	TOP								
2 Erick Aybar, S OBP: 0.300, SLG: 0.316 81 Tyson Auer, R	G4-3					G5-3	K		G6-3	4	1	1	1	0	0	2									
25 Peter Bourjos, R OBP: 0.499, SLG: 0.313 72 Darwin Perez, S	F8			F7	L7		K			4	1	1	1	0	0	1									
47 Howie Kendrick, R OBP: 0.474, SLG: 0.444 76 Alexi Amarista, L OBP: 0.267, SLG: 0.214				K		F7			G5-3	3	1	2	1	0	1	0									
44 Mark Trumbo, R OBP: 0.400, SLG: 0.875 74 Gabe Jacobo, R OBP: 0.500, SLG: 0.333									G5-3	4	3	4	2	0	0	0									
6 Alberto Callaspo, S OBP: 0.278, SLG: 0.278 90 Mike Trout, R OBP: 0.462, SLG: 0.300										4	1	3	1	0	0	1									
77 Reggie Willits, S OBP: 0.308, SLG: 0.364 83 Angel Castillo, R OBP: 0.429, SLG: 0.200										4	1	1	1	0	0	4									
3 Brandon Wood, R OBP: 0.188, SLG: 0.500										5	2	2	3	0	1	0									
46 Bobby Wilson, R OBP: 0.364, SLG: 0.455 69 Carlos Ramirez, R										4	2	2	0	0	0	2									
49 Jeremy Moore, L OBP: 0.214, SLG: 0.083										0	0	0	0	0	0	0									
33 Chris Pettit, R OBP: 0.500, SLG: 0.444 92 Travis Winterspoon, R OBP: 0.250, SLG: 0.250 86 Efrén Navarro, L OBP: 0.444, SLG: 0.556 98 Kevin Richardson, R OBP: 0.250, SLG: 0.250										3	1	2	2	0	0	0									
Inning Stats	R: 0 E: 0 K: 0 S: 4	H: 2 LOB: 2 BB: 0 P: 4	R: 0 E: 0 K: 0 S: 4	H: 1 LOB: 0 BB: 0 P: 4	R: 8 E: 1 K: 0 S: 11	H: 8 LOB: 1 BB: 0 P: 12	R: 1 E: 0 K: 1 S: 9	H: 2 LOB: 1 BB: 0 P: 9	R: 1 E: 0 K: 1 S: 7	H: 2 LOB: 1 BB: 0 P: 7	R: 2 E: 1 K: 0 S: 6	H: 2 LOB: 1 BB: 0 P: 6	R: 0 E: 0 K: 2 S: 7	H: 0 LOB: 0 BB: 0 P: 7	R: 0 E: 0 K: 1 S: 6	H: 1 LOB: 1 BB: 0 P: 6	R: 1 E: 0 K: 1 S: 8	H: 1 LOB: 0 BB: 0 P: 11	1B: 13 2B: 3 3B: 1 HR: 2	SF: 0 SAC: 0 DP: 0 HBP: 1	WP: 0 PB: 0 SB: 0 CS: 1	PA: 46			
PITCHER	IP	WLS	BF	H	R	ER	SO	BB	IBB	HBP	BLK	WP	HR	S	P	ERA	WHIP								
52 Carlos Silva, R ERA: 29.7	2.1		16	10	8	8	0	0	0	0	0	0	0	16	17	30.86	4.286								
60 Chris Carpenter, R ERA:	0.2		3	1	0	0	0	0	0	0	0	0	0	3	3	0.00	1.500								
40 James Russell, L ERA: 10.8	3.0		16	6	4	3	2	0	0	0	0	0	1	22	22	9.00	2.000								
34 Kerry Wood, R ERA: 6.0	1.0		3	0	0	0	2	0	0	0	0	0	0	7	7	0.00	0.000								
57 Scott Maine, L ERA: 3.0	1.0		4	1	0	0	1	0	0	0	0	0	0	6	6	0.00	1.000								
PITCHER	IP	WLS	BF	H	R	ER	SO	BB	IBB	HBP	BLK	WP	HR	S	P	ERA	WHIP								
29 Jeff Samardzija, R ERA: 4.15	1.0		4	1	1	1	1	0	0	0	0	0	0	1	11	9.00	1.000								

Los Angeles Angels @ Chicago Cubs
Hohokam Park, Mesa, AZ
Mon Mar 07 2011, 3:07 PM - 6:37 PM EST
Att: 6,804 - Partly Cloudy - 68 F

AB 45
R 13
H 19
RBI 12
BB 0
SO 6
LOB 11



Batter	1	2	3	4	5	6	7	8	9	AB	R	H	RBI	BB	SO	LOB	BOTTOM								
9 Blake DeWitt, L OBP: 0.211, SLG: 0.222 30 Scott Moore, L OBP: 0.400, SLG: 0.643	G4-1		G3			K				3	0	0	0	0	1	1									
21 Tyler Colvin, L OBP: 0.283, SLG: 0.579 39 Luis Montanez, R OBP: 0.308, SLG: 0.417	G4-3									3	0	0	0	0	0	1									
24 Marion Byrd, R OBP: 0.650, SLG: 0.833 3 Fernando Perez, R OBP: 0.714, SLG: 0.600	G6-3									3	1	2	0	0	0	0									
16 Aramis Ramirez, R OBP: 0.450, SLG: 0.471 61 Josh Vitters, R OBP: 0.455, SLG: 0.500										3	0	2	0	0	0	0									
22 Carlos Pena, L OBP: 0.263, SLG: 0.125 6 Bryan LaHair, L OBP: 0.350, SLG: 0.353										2	1	1	0	1	0	2									
12 Alfonso Soriano, R OBP: 0.400, SLG: 0.650 58 Matt Camp, L OBP: 0.500, SLG: 0.455										3	2	2	1	0	0	1									
53 Wellington Castillo, R OBP: 0.500, SLG: 0.500 51 Max Ramirez, R OBP: 0.375, SLG: 0.500										2	0	1	1	0	1	1									
50 Augie Ojeda, S OBP: 0.417, SLG: 0.250 15 Darwin Barney, R OBP: 0.286, SLG: 0.429										3	1	2	3	0	1	0									
Inning Stats	R: 0 E: 0 K: 0 S: 3	H: 0 LOB: 0 BB: 0 P: 3	R: 0 E: 0 K: 3 S: 9	H: 0 LOB: 1 BB: 1 P: 13	R: 0 E: 0 K: 0 S: 3	H: 0 LOB: 0 BB: 0 P: 3	R: 2 E: 0 K: 0 S: 7	H: 5 LOB: 2 BB: 0 P: 7	R: 0 E: 0 K: 1 S: 7	H: 2 LOB: 2 BB: 0 P: 7	R: 7 E: 0 K: 3 S: 15	H: 6 LOB: 3 BB: 3 P: 27	R: 0 E: 0 K: 0 S: 3	H: 0 LOB: 0 BB: 0 P: 3	R: 4 E: 1 K: 0 S: 7	H: 4 LOB: 2 BB: 2 P: 15	R: 1 E: 0 K: 0 S: 3	H: 1 LOB: 1 BB: 1 P: 8	1B: 13 2B: 4 3B: 0 HR: 1	SF: 0 SAC: 1 DP: 1 HBP: 0	WP: 0 PB: 0 SB: 1 CS: 0	PA: 50			
PITCHER	IP	WLS	BF	H	R	ER	SO	BB	IBB	HBP	BLK	WP	HR	S	P	ERA	WHIP								
24 Dan Haren, R ERA: 5.4	3.0		10	0	0	0	3	1	0	0	0	0	0	15	19	0.00	0.333								
56 Fernando Rodney, R ERA: 6.0	1.0		7	5	2	2	0	0	0	0	0	0	0	7	7	18.00	5.000								
58 Michael Kohn, R ERA:	1.0		5	2	0	0	1	0	0	0	0	0	0	7	7	0.00	2.000								
68 Ysmael Cammona, R ERA: 40.5	0.2		5	1	3	3	2	2	0	0	0	0	0	7	15	40.50	4.500								
55 Ryan Braun, R ERA: 40.5	0.0		6	5	4	4	0	1	0	0	0	0	1	5	9	∞	∞								
PITCHER	IP	WLS	BF	H	R	ER	SO	BB	IBB	HBP	BLK	WP	HR	S	P	ERA	WHIP								
65 Eric Junge, R ERA: 6.35	6.1		9	3	4	4	1	1	0	0	0	0	0	10	14	21.60	2.400								
91 Ryan Brasier, R ERA: 15.0	8.1		1.1	L	8	2	1	1	0	2	0	0	0	6	15	6.75	3.000								

Los Angeles Angels @ Chicago Cubs
Hohokam Park, Mesa, AZ
Mon Mar 07 2011, 3:07 PM - 6:37 PM EST
Att: 6,804 - Partly Cloudy - 68 F

AB 42
R 14
H 18
RBI 14
BB 7
SO 7
LOB 16



Batter	1	2	3	4	5	6	7	8	9	AB	R	H	RBI	BB	SO	LOB	TOP							
6 Lorenzo Cain, R OBP: 0.409, SLG: 0.421 1 Jarrod Dyson, L OBP: 0.400, SLG: 0.308	4-1 13 BB 16 1B BB	0-3 K2-3	0-0 F9	0-0 F8	0-0 F7			0-0 1B	0-0 1B	3	1	0	0	1	1	1								
13 Mike Aviles, R OBP: 0.577, SLG: 0.810 23 Jeff Bianchi, R OBP: 0.154, SLG: 0.167	4-0 21 BB 53 3B 16 1B BB	4-0 24 FC6-4 BB	0-0 16 1B 24 SF7 1B		0-0 G5-3			0-3 K	0-0 G1-3	1	2	1	0	2	0	0								
16 Billy Butler, R OBP: 0.304, SLG: 0.478 30 Kila Ka'aihue, L OBP: 0.381, SLG: 0.800	0-0 21 BB 53 3B 1B	0-0 F8	0-0 1B		0-3 K			0-0 P5		3	1	2	1	0	0	1								
24 Wilson Betemit, S 72 Irving Falu, S OBP: 0.182, SLG: 0.100	0-3 K	0-0 FC6-4	0-0 SF7		0-3 K			0-0 G4-3		3	0	0	1	0	2	3								
21 Jeff Francoeur, R OBP: 0.304, SLG: 0.400 12 Mitch Maier, L OBP: 0.700, SLG: 0.941	4-0 53 3B 1-2 2-3 BB		0-0 G5-3	0-0 L9				4-0 7 FC5 46 HBP BB	1-0 HR	2	1	0	0	1	0	1								
53 Melky Cabrera, S OBP: 0.542, SLG: 0.850 46 Brett Carroll, R	0-0 4 1B 1-H 2-H 3-H 3B		0-3 K		0-0 4 2B			1-2 64 1B 7 FC5 HBP	1-0 64 3B HBP	3	1	2	3	0	1	0								
4 Alex Gordon, L OBP: 0.533, SLG: 0.316 7 Gregor Blanco, L OBP: 0.294, SLG: 0.250	0-0 3-H 1B		0-0 28 1B 28 S 1B		0-0 2-H 2B			0-0 FC5 64 1B 3 G3-1	0-3 K	3	1	3	2	0	0	0								
28 Manny Pina, R OBP: 0.364, SLG: 0.222 3 Brayan Peña, S	0-3 K		1-0 1B		0-0 G6-3			0-0 G3-1	0-0 P6	3	0	1	1	0	1	2								
2 Alcides Escobar, R OBP: 0.412, SLG: 0.333 64 Lance Zawadzki, L OBP: 0.538, SLG: 1.083	0-0 G2-3		0-0 F9		0-0 F9			0-0 2-H 3-H 1B	0-0 1-H 1B 3B	3	0	0	0	0	0	3								
Inning Stats	R: 5 E: 0 K: 2 S: 11	H: 3 LOB: 1 BB: 3 P: 23	R: 0 E: 0 K: 1 S: 5	H: 0 LOB: 1 BB: 1 P: 9	R: 1 E: 0 K: 1 S: 7	H: 2 LOB: 1 BB: 0 P: 8	R: 1 E: 0 K: 0 S: 5	H: 2 LOB: 1 BB: 0 P: 5	R: 1 E: 0 K: 0 S: 5	H: 2 LOB: 1 BB: 0 P: 5	R: 0 E: 0 K: 2 S: 7	H: 0 LOB: 0 BB: 0 P: 7	R: 2 E: 0 K: 0 S: 4	H: 1 LOB: 1 BB: 1 P: 9	R: 0 E: 0 K: 1 S: 5	H: 0 LOB: 0 BB: 0 P: 5	R: 3 E: 0 K: 1 S: 8	H: 3 LOB: 1 BB: 0 P: 10	1B: 8 2B: 2 3B: 2 HR: 1	SF: 1 SAC: 0 DP: 0 HBP: 2	WP: 0 PB: 0 SB: 1 CS: 0	PA: 47		
PITCHER	IP WLS BF H R ER SO BB IBB HBP BLK WP HR S P ERA WHIP	17 Matt Garza, R ERA: 14.85	2.2 L 16 4 6 6 4 4 0 0 0 0 0 12 13 20.25 3.000	65 Jay Jackson, R ERA: 5.88	3.1 2.1 12 5 2 2 0 0 0 0 0 0 0 7 7 7.71 2.143	49 Carlos Marmol, R ERA: 5.88	6.1 1.0 3 0 0 0 2 0 0 0 0 0 0 4 9 0.00 0.000	64 Justin Berg, R ERA: 60.75	7.1 1.0 6 1 2 2 0 1 0 1 0 0 0 4 9 18.00 2.000	44 Jeff Stevens, R ERA: 3.0	8.1 1.0 3 0 0 0 1 0 0 0 0 0 0 5 5 0.00 0.000	PITCHER	IP WLS BF H R ER SO BB IBB HBP BLK WP HR S P ERA WHIP	33 Esmailin Caridad, R ERA: 7.38	9.1 1.0 7 3 3 3 1 0 0 1 0 0 0 1 8 10 27.00 3.000									
Batter	1	2	3	4	5	6	7	8	9	AB	R	H	RBI	BB	SO	LOB	BOTTOM							
28 Jeff Baker, R OBP: 0.364, SLG: 0.263	4-0 24 1B 16 G4-3 BB		0-3 K		0-3 K			0-0 F9	0-0 59 G4-3 15 1B 2-3 1B	4	1	1	0	1	2	2								
13 Starlin Castro, R OBP: 0.400, SLG: 0.640 15 Darwin Barney, R OBP: 0.313, SLG: 0.438	0-0 F7		0-3 K		0-0 G4-6-3			0-0 F9	0-0 59 G4-3 1B	3	0	0	0	0	1	2								
24 Marion Byrd, R OBP: 0.318, SLG: 1.000 59 Brett Jackson, L OBP: 0.222, SLG: 0.133	0-0 16 G4-3 1-3 1B		0-1 HR		0-3 K			0-0 G3	0-0 G4-3	2	1	2	1	0	0	0								
16 Aramis Ramirez, R OBP: 0.409, SLG: 0.421 61 Josh Vitters, R OBP: 0.429, SLG: 0.538	0-0 G4-3		0-0 F7		0-0 5 2B			0-0 F9	0-0 G3-1	2	0	0	1	0	0	1								
18 Geovany Soto, R OBP: 0.350, SLG: 0.389 51 Max Ramirez, R OBP: 0.455, SLG: 0.500	4-0 BB		0-0 1B		0-0 5 2B BB			0-0 F9	0-0 1B	1	0	1	0	1	0	0								
12 Alfonso Soriano, R OBP: 0.364, SLG: 0.591 5 Reed Johnson, R OBP: 0.300, SLG: 0.278	0-3 K		0-0 F9		0-0 1-3 2-H 2B			0-3 K		2	0	0	0	0	1	3								
22 Carlos Pena, L OBP: 0.318, SLG: 1.118 6 Bryan LaHair, L OBP: 0.333, SLG: 0.333	4-0 1 G6-4-3 BB		0-3 K		0-0 63 G4-6-3 BB			0-0 F7		1	0	0	0	2	1	1								
1 Kosuke Fukudome, L OBP: 0.348, SLG: 0.250 63 James Adduci, L OBP: 0.083, SLG: 0.083	0-0 G6-4-3		0-0 F8		0-0 G4-6-3			0-3 K		2	0	0	0	0	2									
17 Matt Capps, R 65 Jay Jackson, R 53 Wagnell Castello, R 49 Carlos Marmol, R 64 Justin Berg, R 30 Kila Ka'aihue, L 44 Jeff Stevens, R 33 Esmailin Caridad, R 72 Irving Falu, S	0-0 F9		0-0 13 G4-6-3 1B		0-0 59 WP 1B			0-0 28 1B 15 1B 2B		1	0	0	0	0	0	0								
Inning Stats	R: 1 E: 0 K: 1 S: 6	H: 1 LOB: 2 BB: 2 P: 14	R: 0 E: 0 K: 0 S: 2	H: 0 LOB: 1 BB: 1 P: 6	R: 1 E: 0 K: 2 S: 9	H: 1 LOB: 0 BB: 0 P: 9	R: 0 E: 0 K: 1 S: 6	H: 1 LOB: 1 BB: 0 P: 6	R: 0 E: 0 K: 1 S: 6	H: 1 LOB: 1 BB: 0 P: 6	R: 0 E: 0 K: 1 S: 6	H: 1 LOB: 1 BB: 0 P: 6	R: 0 E: 0 K: 1 S: 6	H: 1 LOB: 1 BB: 0 P: 6	R: 1 E: 0 K: 1 S: 8	H: 3 LOB: 2 BB: 0 P: 8	1B: 7 2B: 3 3B: 0 HR: 1	SF: 0 SAC: 0 DP: 3 HBP: 0	WP: 1 PB: 0 SB: 0 CS: 0	PA: 40				
PITCHER	IP WLS BF H R ER SO BB IBB HBP BLK WP HR S P ERA WHIP	52 Bruce Chen, L ERA: 3.38	4.0 W 17 3 2 2 4 3 0 0 0 0 0 5 5 4.50 1.500	50 Kanekoa Teixeira, R ERA: 22.85	6.1 2.0 10 3 1 1 1 2 0 0 0 1 0 10 19 4.50 2.500	61 Everett Teaford, L ERA: 22.85	8.1 1.0 4 1 0 0 1 0 0 0 0 0 0 6 6 0.00 1.000	55 Brandon Sisk, L ERA: 3.0	9.1 1.0 6 3 1 1 1 0 0 0 0 0 0 0 8 8 9.00 3.000	PITCHER	IP WLS BF H R ER SO BB IBB HBP BLK WP HR S P ERA WHIP													

Kansas City Royals @ Chicago Cubs
Hohokam Park, Mesa, AZ
Wed Mar 09 2011, 3:11 PM - 6:08 PM EST
Att.: 5,520 - Sunny - 74 F

AB 39
R 13
H 13
RBI 13
BB 5
SO 8
LOB 19



Kansas City Royals @ Chicago Cubs
Hohokam Park, Mesa, AZ
Wed Mar 09 2011, 3:11 PM - 6:08 PM EST
Att.: 5,520 - Sunny - 74 F

AB 35
R 4
H 11
RBI 4
BB 5
SO 8
LOB 22



Batter	1	2	3	4	5	6	7	8	9	AB	R	H	RBI	BB	SO	LOB	TOP					
23 Michael Brantley, L (1.8) 65 Ezequiel Carrera, L (8.8)	G6-3		G4-3			G4-3		G6-4-3		4	0	1	0	0	0	1	Cleveland Indians @ Chicago Cubs Hohokam Park, Mesa, AZ Thu Mar 10 2011, 3:10 PM - 5:32 PM EST Att: 7,186 - Sunny - 79 F					
12 Jayson Nix, R (1.4) 72 Jason Kipnis, L (6.4)	P6		F8			HR		G6-4-3		3	1	1	1	0	0	1						
41 Carlos Santana, S (1.2) 74 Chun-Hsiu Chen, R (7.2)	G4-3			L8		L8		K		3	0	0	0	0	0	0						
48 Travis Hafner, L (1.10)		G6-3		G6-3				G3-1		4	0	1	0	0	0	0						
7 Matt LaPorta, R (1.3) 9 Jack Hannahan, L (7.3)		K		F9		P3		G6-3		3	0	0	0	0	1	1						
28 Travis Buck, L (1.9)		BB						K		3	0	1	0	1	1	0						
47 Shelley Duncan, R (1.7) 84 Donnie Webb, S (7.7)		K				G4-3				3	0	0	0	0	2	2						
1 Luis Valbuena, L (1.6) 86 Juan Diaz, L (7.6)			G4-3			K				2	0	0	0	1	1	1						
16 Jason Donald, R (1.5) 76 Lonnie Chisenhall, L (6.5)						K				2	0	1	0	0	1	1						
										1	0	0	0	0	1	1						
Inning Stats	R: 0 E: 0 K: 0 S: 3	H: 0 LOB: 0 BB: 0 P: 3	R: 0 E: 0 K: 2 S: 7	H: 0 LOB: 1 BB: 1 P: 11	R: 0 E: 0 K: 0 S: 4	H: 1 LOB: 1 BB: 0 P: 4	R: 0 E: 0 K: 0 S: 3	H: 0 LOB: 0 BB: 0 P: 3	R: 0 E: 0 K: 3 S: 10	H: 1 LOB: 1 BB: 0 P: 10	R: 1 E: 0 K: 0 S: 6	H: 2 LOB: 1 BB: 0 P: 8	R: 0 E: 0 K: 1 S: 5	H: 0 LOB: 0 BB: 1 P: 9	R: 0 E: 0 K: 1 S: 5	H: 1 LOB: 0 BB: 0 P: 5	R: 0 E: 0 K: 1 S: 5	H: 0 LOB: 0 BB: 0 P: 5	1B: 4 2B: 0 3B: 0 HR: 1	SF: 0 SAC: 0 DP: 1 HBP: 0	WP: 0 PB: 0 SB: 0 CS: 0	PA: 33
PITCHER	IP	WLS	BF	H	R	ER	SO	BB	IBB	HBP	BLK	WP	HR	S	P	ERA	WHIP					
36 Randy Wells, R (1.1) 34 Kerry Wood, R (5.1) 48 Andrew Cashner, R (6.1)	4.0		14	1	0	0	2	1	0	0	0	0	0	17	21	0.00	0.500					
	1.0		4	1	0	0	3	0	0	0	0	0	0	10	10	0.00	1.000					
	4.0	W	15	3	1	1	3	1	0	0	0	0	1	21	27	2.25	1.000					

AB	31
R	1
H	5
RBI	1
BB	2
SO	8
LOB	9



Batter	1	2	3	4	5	6	7	8	9	AB	R	H	RBI	BB	SO	LOB	BOTTOM					
1 Kosuke Fukudome, L (1.9) 63 James Adduci, L (7.9)	K			K		P3			SH	3	0	0	0	0	2	1	Cleveland Indians @ Chicago Cubs Hohokam Park, Mesa, AZ Thu Mar 10 2011, 3:10 PM - 5:32 PM EST Att: 7,186 - Sunny - 79 F					
5 Read Johnson, R (1.8) 3 Fernando Perez, R (7.8)	K			L5		F7		SH		2	0	0	0	0	1	0						
21 Tyler Colvin, L (1.3) 30 Scott Moore, L (7.3)	K			K		G4-3		P6		2	0	0	0	0	2	0						
16 Aramis Ramirez, R (1.5) 61 Josh Vitters, R (7.5)		K				F7		F9		2	0	0	0	0	2	0						
39 Luis Montanez, R (1.7) 59 Brett Jackson, L (7.7)		G4-3				F9		P5		2	0	0	0	0	0	0						
9 Blake DeWitt, L (1.4) 73 Marquez Smith, R (7.4)		G3				F8		WP		2	0	0	0	0	0	0						
15 Darwin Barney, R (1.6) 58 Matt Camp, L (7.6)				F9		G4-3		BB		0	0	0	0	1	0	0						
55 Koyie Hill, S (1.2) 53 Wellington Castillo, R (7.2)				G5-3		CS		F9		1	0	0	0	1	0	0						
36 Randy Wells, R (1.1) 34 Kerry Wood, R (5.1) 48 Andrew Cashner, R (6.1)				K				G5-3		1	0	0	0	0	1	0						
										2	0	1	0	0	0	1						
Inning Stats	R: 0 E: 0 K: 3 S: 9	H: 0 LOB: 0 BB: 0 P: 9	R: 0 E: 0 K: 1 S: 5	H: 0 LOB: 0 BB: 0 P: 5	R: 0 E: 0 K: 1 S: 5	H: 0 LOB: 0 BB: 0 P: 5	R: 0 E: 0 K: 2 S: 7	H: 0 LOB: 0 BB: 0 P: 7	R: 0 E: 0 K: 1 S: 5	H: 0 LOB: 0 BB: 0 P: 5	R: 0 E: 0 K: 0 S: 3	H: 1 LOB: 1 BB: 1 P: 8	R: 0 E: 0 K: 0 S: 3	H: 0 LOB: 0 BB: 0 P: 3	R: 1 E: 0 K: 0 S: 4	H: 1 LOB: 1 BB: 1 P: 9	R: 1 E: 0 K: 0 S: 5	H: 2 LOB: 1 BB: 0 P: 5	1B: 3 2B: 1 3B: 0 HR: 0	SF: 0 SAC: 1 DP: 0 HBP: 0	WP: 1 PB: 1 SB: 0 CS: 1	PA: 32
PITCHER	IP	WLS	BF	H	R	ER	SO	BB	IBB	HBP	BLK	WP	HR	S	P	ERA	WHIP					
63 Justin Masterson, R (1.1) 58 Jeanmar Gómez, R (4.1) 33 Joe Martinez, R (7.1) 56 Frank Herrmann, R (8.1) 52 Vinnie Pestano, R (9.1)	3.0		10	1	0	0	3	1	0	0	0	0	0	15	20	0.00	0.667					
	1.0	H	3	0	0	0	0	0	0	0	0	0	0	3	3	0.00	0.000					
	1.0	B	5	1	1	1	0	1	0	0	0	1	0	4	9	9.00	2.000					
	0.2	L	5	2	1	1	0	0	0	0	0	0	0	5	5	13.50	3.000					

AB	29
R	2
H	4
RBI	1
BB	2
SO	8
LOB	7



Batter	1	2	3	4	5	6	7	8	9	AB	R	H	RBI	BB	SO	LOB	TOP				
1 Kosuke Fukudome, L (1.9) OBP: 0.345, SLG: 0.208 59 Brett Jackson, L (7.7) OBP: 0.318, SLG: 0.316 98 Tony Campana, L (8.9)	4-1 13 HR BB		2-1 L7		4-1 13 HR BB		2-1 21 1B 58 G3 39 SF7 1B		2-3 K2-3	1 2 0 0 2 0 0 1 1 1 0 0 0 0 1 0 0 0 0 1 0											
13 Starlin Castro, R (1.6) OBP: 0.452, SLG: 0.833 58 Matt Camp, L (7.6) OBP: 0.471, SLG: 0.400	1-2 HR		1-0 21 1B		0-0 HR		2-1 G3		0-0 21 S 1B	3 2 3 4 0 0 0 2 0 1 0 0 0 2											
21 Tyler Colvin, L (1.10) OBP: 0.313, SLG: 0.484	2-2 12 G6-4-3 1B		2-1 12 F9-6 1B		1-2 30 2-6 1B		0-0 30 1B 1B		3-3 K	5 0 4 1 0 1 1											
12 Alfonso Soriano, R (1.7) OBP: 0.286, SLG: 0.464 39 Luis Montanez, R (7.7) OBP: 0.217, SLG: 0.286	1-2 G6-4-3		0-1 F9-6		0-0 F8		1-0 SF7		1-1 G6-3	3 0 0 0 0 0 4 1 0 0 1 0 0 1											
30 Scott Moore, L (1.3) OBP: 0.400, SLG: 0.792	1-0 HR				1-2 2-6		3-2 1B		3-2 1-3 1B	4 2 4 2 0 0 0											
28 Jeff Baker, R (1.5) OBP: 0.393, SLG: 0.400 73 Marquez Smith, R (7.5) OBP: 0.353, SLG: 0.500	2-1 G6-3				0-0 9 G3-6-3 1B		0-0 F9		1-0 G5-3	3 0 1 0 0 0 1 1 0 0 0 0 0 2											
9 Blake DeWitt, L (1.4) OBP: 0.214, SLG: 0.259 6 Bryan LaHair, L (7.3) OBP: 0.304, SLG: 0.300			0-0 G3-1		1-0 G3-6-3		1-3 K		0-1 G4-3	3 0 0 0 0 1 2 1 0 0 0 0 0 0											
5 Reed Johnson, R (1.8) OBP: 0.231, SLG: 0.288			1-2 G6-3		0-0 F8		1-3 K		2-3 K	4 0 0 0 0 2 1											
55 Koyie Hill, S (1.2) OBP: 0.105, SLG: 0.111 51 Max Ramirez, R (7.2) OBP: 0.417, SLG: 0.444			1-1 G5-3				1-2 G5-3		2-3 K	3 1 1 0 0 0 0 1 0 0 0 0 1 0											
Inning Stats	R: 3 E: 0 K: 0 S: 14	H: 3 LOB: 0 BB: 1 P: 25	R: 0 E: 0 K: 0 S: 7	H: 0 LOB: 0 BB: 0 P: 9	R: 0 E: 0 K: 0 S: 7	H: 2 LOB: 1 BB: 0 P: 12	R: 1 E: 0 K: 0 S: 6	H: 2 LOB: 1 BB: 0 P: 8	R: 2 E: 0 K: 2 S: 11	H: 1 LOB: 1 BB: 0 P: 15	R: 0 E: 0 K: 2 S: 10	H: 4 LOB: 2 BB: 0 P: 20	R: 0 E: 0 K: 2 S: 8	H: 0 LOB: 0 BB: 0 P: 12	R: 0 E: 0 K: 2 S: 9	H: 1 LOB: 1 BB: 0 P: 15	1B: 10 2B: 2 3B: 0 HR: 4	SF: 1 SAC: 0 DP: 3 HBP: 0	WP: 0 PB: 0 SB: 1 CS: 0	PA: 40	
PITCHER	IP WLS BF H R ER SO BB IBB HBP BLK WP HR S P ERA WHIP	IP WLS BF H R ER SO BB IBB HBP BLK WP HR S P ERA WHIP	IP WLS BF H R ER SO BB IBB HBP BLK WP HR S P ERA WHIP	IP WLS BF H R ER SO BB IBB HBP BLK WP HR S P ERA WHIP	IP WLS BF H R ER SO BB IBB HBP BLK WP HR S P ERA WHIP	IP WLS BF H R ER SO BB IBB HBP BLK WP HR S P ERA WHIP	IP WLS BF H R ER SO BB IBB HBP BLK WP HR S P ERA WHIP	IP WLS BF H R ER SO BB IBB HBP BLK WP HR S P ERA WHIP	IP WLS BF H R ER SO BB IBB HBP BLK WP HR S P ERA WHIP	IP WLS BF H R ER SO BB IBB HBP BLK WP HR S P ERA WHIP	IP WLS BF H R ER SO BB IBB HBP BLK WP HR S P ERA WHIP	IP WLS BF H R ER SO BB IBB HBP BLK WP HR S P ERA WHIP	IP WLS BF H R ER SO BB IBB HBP BLK WP HR S P ERA WHIP	IP WLS BF H R ER SO BB IBB HBP BLK WP HR S P ERA WHIP	IP WLS BF H R ER SO BB IBB HBP BLK WP HR S P ERA WHIP	IP WLS BF H R ER SO BB IBB HBP BLK WP HR S P ERA WHIP	IP WLS BF H R ER SO BB IBB HBP BLK WP HR S P ERA WHIP	IP WLS BF H R ER SO BB IBB HBP BLK WP HR S P ERA WHIP	IP WLS BF H R ER SO BB IBB HBP BLK WP HR S P ERA WHIP	IP WLS BF H R ER SO BB IBB HBP BLK WP HR S P ERA WHIP	IP WLS BF H R ER SO BB IBB HBP BLK WP HR S P ERA WHIP

Chicago Cubs @ Cincinnati Reds
Cashman Field, Las Vegas, NV
Sat Mar 12 2011, 4:07 PM - 6:53 PM EST
Att: 9,047 - Partly Cloudy - 72 F

AB	37
R	8
H	15
RBI	8
BB	2
SO	6
LOB	14



Batter	1	2	3	4	5	6	7	8	9	AB	R	H	RBI	BB	SO	LOB	BOTTOM					
6 Drew Stubbs, R (1.8) OBP: 0.289, SLG: 0.375 90 Andrew Means, R (5.8) OBP: 0.111, SLG: 0.222	2-0 G6-3		1-3 K		1-3 K		0-0 G5-4-3		1-2 G6-3	3 0 0 0 0 2 4 2 0 0 0 0 0 1												
60 Zack Cozart, R (1.6) OBP: 0.478, SLG: 0.714 82 Billy Hamilton, S (6.6) OBP: 0.333, SLG: 0.200	3-1 19 BB 25 1B		2-0 19 1B 2B		1-0 76 2B 1B		1-1 G6-3		0-1 G4-3	3 2 3 2 0 0 0 2 0 0 0 0 0 1												
19 Joey Votto, L (1.3) OBP: 0.130, SLG: 0.300 76 Danny Dorn, L (5.3) OBP: 0.375, SLG: 0.500	1 SAFE 4-2 15 FC5-4 25 1B		1-2 2H 1B		1-0 1-3 2H 2B		0-1 HR		4-2 88 FC4-6 BB	1 0 1 1 1 0 0 2 1 2 2 1 0 0												
25 Juan Francisco, L (1.5) OBP: 0.207, SLG: 0.370 88 David Vidal, R (6.5)	0-0 15 FC5-4 1B		0-1 G3		4-2 BB		2-2 G5-3		1-0 FC4-6	2 0 1 1 1 0 1 2 0 0 0 0 0 1												
15 Fred Lewis, L (1.7) OBP: 0.273, SLG: 0.250 91 Juan Duran, R (6.7) OBP: 0.333, SLG: 0.375	0-0 FC5-4		1-2 F8		1-3 K		2-2 G5-3		1-3 K	3 0 0 0 0 1 5 2 0 0 0 0 1 0												
29 Ryan Hanigan, R (1.2) OBP: 0.381, SLG: 0.500 65 Devin Mesoraco, R (5.2) OBP: 0.474, SLG: 0.611	1 SAFE 1-3 K		4-1 70 L6-3 BB		1-0 L7		2-0 85 1B 86 1B 1B		1-0 86 1B 71 1B 1B	1 0 0 0 1 1 2 3 2 2 0 0 0 0												
70 Todd Frazier, R (1.9) OBP: 0.130, SLG: 0.174 85 Michael Griffin, R (6.9) OBP: 0.400, SLG: 0.400	2-2 E5 3 FC5-4 60 2B 77 1B		0-0 L6-3		0-1 F9		1-2 86 1B 1B		2-2 86 1B 71 1B 1B	3 1 0 0 0 0 1 2 1 2 0 0 0 0												
77 Dave Sappelt, R (1.10) OBP: 0.520, SLG: 0.826 86 Chris McMurray, R (7.7) OBP: 1.000, SLG: 1.000	2-2 FC5-4 1B		2-2 6 CS 3 HBP BB		2-0 G6-3		1-2 1B		1-0 71 1B 1B	2 0 1 0 1 0 0 2 0 2 1 0 0 0												
3 Chris Valaika, R (1.4) OBP: 0.462, SLG: 0.583 71 Kristopher Negron, R (6.7) OBP: 0.533, SLG: 0.727	1-1 FC5-4 1B		2-1 60 1B 76 2B HBP		0-2 G5-4-3 1B		1-2 F8		2-2 1B	2 2 1 0 0 0 2 2 0 1 2 0 0 2												
Inning Stats	R: 1 E: 0 K: 1 S: 11	H: 2 LOB: 2 BB: 1 P: 21	R: 3 E: 1 K: 1 S: 17	H: 3 LOB: 1 BB: 0 P: 26	R: 0 E: 0 K: 0 S: 5	H: 0 LOB: 0 BB: 1 P: 10	R: 1 E: 0 K: 2 S: 14	H: 2 LOB: 3 BB: 2 P: 28	R: 0 E: 0 K: 0 S: 4	H: 0 LOB: 0 BB: 0 P: 7	R: 0 E: 0 K: 0 S: 6	H: 1 LOB: 1 BB: 0 P: 7	R: 2 E: 0 K: 0 S: 19	H: 4 LOB: 2 BB: 0 P: 28	R: 0 E: 0 K: 0 S: 8	H: 0 LOB: 1 BB: 1 P: 14	R: 2 E: 0 K: 1 S: 11	H: 4 LOB: 2 BB: 0 P: 18	1B: 13 2B: 4 3B: 0 HR: 1	SF: 0 SAC: 0 DP: 3 HBP: 1	WP: 0 PB: 0 SB: 0 CS: 1	PA: 45
PITCHER	IP WLS BF H R ER SO BB IBB HBP BLK WP HR S P ERA WHIP	IP WLS BF H R ER SO BB IBB HBP BLK WP HR S P ERA WHIP	IP WLS BF H R ER SO BB IBB HBP BLK WP HR S P ERA WHIP	IP WLS BF H R ER SO BB IBB HBP BLK WP HR S P ERA WHIP	IP WLS BF H R ER SO BB IBB HBP BLK WP HR S P ERA WHIP	IP WLS BF H R ER SO BB IBB HBP BLK WP HR S P ERA WHIP	IP WLS BF H R ER SO BB IBB HBP BLK WP HR S P ERA WHIP	IP WLS BF H R ER SO BB IBB HBP BLK WP HR S P ERA WHIP	IP WLS BF H R ER SO BB IBB HBP BLK WP HR S P ERA WHIP	IP WLS BF H R ER SO BB IBB HBP BLK WP HR S P ERA WHIP	IP WLS BF H R ER SO BB IBB HBP BLK WP HR S P ERA WHIP	IP WLS BF H R ER SO BB IBB HBP BLK WP HR S P ERA WHIP	IP WLS BF H R ER SO BB IBB HBP BLK WP HR S P ERA WHIP	IP WLS BF H R ER SO BB IBB HBP BLK WP HR S P ERA WHIP	IP WLS BF H R ER SO BB IBB HBP BLK WP HR S P ERA WHIP	IP WLS BF H R ER SO BB IBB HBP BLK WP HR S P ERA WHIP	IP WLS BF H R ER SO BB IBB HBP BLK WP HR S P ERA WHIP	IP WLS BF H R ER SO BB IBB HBP BLK WP HR S P ERA WHIP	IP WLS BF H R ER SO BB IBB HBP BLK WP HR S P ERA WHIP	IP WLS BF H R ER SO BB IBB HBP BLK WP HR S P ERA WHIP	IP WLS BF H R ER SO BB IBB HBP BLK WP HR S P ERA WHIP	

Chicago Cubs @ Cincinnati Reds
Cashman Field, Las Vegas, NV
Sat Mar 12 2011, 4:07 PM - 6:53 PM EST
Att: 9,047 - Partly Cloudy - 72 F

AB	39
R	9
H	16
RBI	9
BB	5
SO	5
LOB	20



Batter	1	2	3	4	5	6	7	8	9	AB	R	H	RBI	BB	SO	LOB	TOP										
16 Edgar Renteria, R (1, 6) OBP: 0.368, SLG: 0.421 7 Paul Janish, R (6, 6) OBP: 0.400, SLG: 0.368	L7		G6-4-3		K		SH1-3	FC6-4		3	0	1	1	0	1	0											
4 Brandon Phillips, R (1, 4) OBP: 0.176, SLG: 0.176 81 Miguel Rojas, R (6, 4) OBP: 0.333, SLG: 0.200	G6-3		G6-4-3			F9	SH1-3		G4-3	3	0	0	0	0	0	1											
32 Jay Bruce, L (1, 9) OBP: 0.238, SLG: 0.200 89 Ryan LaMarre, R (7, PH) (7, 9)	P6			F8		27 1B 31 2B	G6-3			3	1	1	0	0	0	0											
27 Scott Rolen, R (1, 5) OBP: 0.316, SLG: 0.368 43 Miguel Cairo, R (6, 5) OBP: 0.350, SLG: 0.188		P4		F9		31 2B 28 BB	E5		F9	3	1	1	0	0	0	0											
31 Jonny Gomes, R (1, 10) OBP: 0.100, SLG: 0.300 87 Henry Alejandro Rodriguez, R (7, 10) OBP: 0.500, SLG: 0.500		F8		F8		28 BB			P5	3	0	1	1	0	0	0											
26 Jeremy Hermida, L (1, 7) OBP: 0.545, SLG: 0.750 82 Cody Puckett, R (7, PH) (7, 7)			K		HR	28 BB			F8	2	1	1	1	1	1	0											
28 Chris Heisey, R (1, 8) OBP: 0.375, SLG: 0.591 88 Felix Perez, L (7, 8) OBP: 0.500, SLG: 0.429							G6-3		G6-3	2	1	1	2	1	0	0											
23 Yonder Alonso, L (1, 3) OBP: 0.450, SLG: 0.667 83 Mike Costanzo, L (7, 3) OBP: 1.000, SLG: 1.000			G4-3							3	1	1	0	0	1	3											
55 Ramon Hernandez, R (1, 2) OBP: 0.214, SLG: 0.462 73 Yasmani Grandal, S (7, 2) OBP: 0.222, SLG: 0.250							SF8		F9	2	1	1	1	0	0	3											
Inning Stats	R: 0 E: 0 K: 0 S: 3	H: 0 LOB: 0 BB: 0 P: 3	R: 0 E: 0 K: 1 S: 5	H: 0 LOB: 0 BB: 0 P: 5	R: 2 E: 0 K: 0 S: 6	H: 3 LOB: 0 BB: 0 P: 6	R: 0 E: 0 K: 0 S: 3	H: 0 LOB: 0 BB: 0 P: 3	R: 2 E: 0 K: 1 S: 9	H: 2 LOB: 0 BB: 0 P: 11	R: 2 E: 0 K: 1 S: 8	H: 3 LOB: 3 BB: 2 P: 16	R: 1 E: 1 K: 0 S: 5	H: 1 LOB: 2 BB: 1 P: 9	R: 0 E: 0 K: 1 S: 6	H: 1 LOB: 1 BB: 0 P: 6	R: 0 E: 0 K: 0 S: 3	H: 0 LOB: 1 BB: 1 P: 8	1B: 5 2B: 2 HR: 2	SF: 1 SAC: 1 HBP: 0	WP: 1 PB: 0 SB: 0 CS: 0	PA: 41					
PITCHER	IP	WLS	BF	H	R	ER	SO	BB	IBB	HBP	BLK	WP	HR	S	P	ERA	WHIP										
52 Carlos Silva, R (1, 1) ERA: 16.2	5.0		19	5	4	4	2	0	0	0	0	0	2	26	28	7.20	1.000										
32 Todd Wellemeyer, R (6, 1) ERA: 4.5	2.0	L	14	4	3	2	1	3	0	0	0	0	0	13	25	9.00	3.500										
71 Trey McNutt, R (8, 1) ERA: 21.6	1.0		4	1	0	0	1	0	0	0	0	0	0	6	6	0.00	1.000										
64 Justin Berg, R (9, 1) ERA: 34.71	1.0		4	0	0	0	0	1	0	0	0	1	0	3	8	0.00	1.000										

Cincinnati Reds @ Chicago Cubs
Hohokam Park, Mesa, AZ
Sat Mar 12 2011, 3:08 PM - 6:01 PM EST
Att: 10,327 - Partly Cloudy - 75 F

AB 35
R 7
H 10
RBI 6
BB 4
SO 4
LOB 14



Batter	1	2	3	4	5	6	7	8	9	AB	R	H	RBI	BB	SO	LOB	BOTTOM										
3 Fernando Perez, R (1, 7) OBP: 0.353, SLG: 0.267 86 Jae-Hoon Ha, R (8, 7) (8, 7)	K	FC6		G6-3	15 1B			K2-3		4	0	1	3	0	1	3											
15 Darwin Barney, R (1, 6) OBP: 0.318, SLG: 0.409 97 Marwin Gonzalez, S (8, 6) (8, 6)	24 1B		F7	G4-3	1B			F9		4	0	2	1	0	0	1											
24 Marion Byrd, R (1, 8) OBP: 0.621, SLG: 0.846 96 Evan Crawford, R (8, 8) (8, 8)	1B		16 2B		1B			K		3	1	2	0	1	0	2											
16 Aramis Ramirez, R (1, 5) OBP: 0.393, SLG: 0.440 61 Josh Vitters, R (8, 5) OBP: 0.375, SLG: 0.467 86 Matt Cerda, L (9, 5) (9, 5)	K				18 BB 19 1B		P6		L6	4	1	2	0	0	1	2											
22 Carlos Pena, L (1, 3) OBP: 0.310, SLG: 0.292 99 Rebel Ridling, R (8, 3) (8, 3)	K		K		F7		L1		L9	4	0	0	0	0	2	6											
18 Geovany Soto, R (1, 2) OBP: 0.370, SLG: 0.375 53 Wellington Castillo, R (8, 2) OBP: 0.800, SLG: 0.556		G6-3	P4		63 E 3 1B		F7			3	1	0	0	1	0	0											
19 Bobby Scales, S (1, 4) OBP: 0.593, SLG: 0.769					52 SH1-4 3 G6-3				G4-3	5	2	3	2	0	1	1											
63 James Adduci, L (1, 9) OBP: 0.278, SLG: 0.188					3 FC6 3 BB					2	1	1	0	2	0	2											
52 Carlos Silva, R (1, 1) ERA: 5.19 90 Tyler Burke, L (5, PH) 32 Todd Wellemeyer, R (6, 1) 89 DJ LeMahieu, R (7, PH) 71 Trey McNutt, R (8, 1) 64 Justin Berg, R (9, 1)					3 SH1-4 52 BB					1	0	0	0	0	1	2											
Inning Stats	R: 0 E: 0 K: 3 S: 11	H: 2 LOB: 2 BB: 0 P: 11	R: 0 E: 0 K: 1 S: 6	H: 1 LOB: 1 BB: 1 P: 10	R: 0 E: 0 K: 1 S: 7	H: 2 LOB: 0 BB: 0 P: 7	R: 1 E: 0 K: 0 S: 4	H: 1 LOB: 1 BB: 1 P: 8	R: 5 E: 1 K: 1 S: 10	H: 4 LOB: 2 BB: 2 P: 18	R: 0 E: 0 K: 0 S: 3	H: 0 LOB: 0 BB: 0 P: 3	R: 0 E: 0 K: 1 S: 5	H: 1 LOB: 0 BB: 0 P: 5	R: 0 E: 0 K: 2 S: 7	H: 0 LOB: 0 BB: 0 P: 7	R: 0 E: 0 K: 0 S: 3	H: 0 LOB: 1 BB: 1 P: 7	1B: 9 2B: 2 HR: 0	SF: 0 SAC: 1 HBP: 0	WP: 0 PB: 0 SB: 0 CS: 0	PA: 43					
PITCHER	IP	WLS	BF	H	R	ER	SO	BB	IBB	HBP	BLK	WP	HR	S	P	ERA	WHIP										
34 Homer Bailey, R (1, 1) ERA: 3.38	4.0		20	6	1	1	5	2	0	0	0	0	0	3	11	54.00	12.000										
62 Jordan Smith, R (5, 1) ERA: 3.35	1.2	W	8	2	1	0	1	0	0	0	0	0	0	10	10	0.00	1.200										
52 Daniel Herrera, L (7, 1) ERA: 3.6	1.0	H	3	1	0	0	1	0	0	0	0	0	0	5	5	1.000	1.000										
66 Logan Ondrusek, R (8, 1) ERA: 14.2	2.0	S	7	0	0	0	2	1	0	0	0	0	0	10	14	0.00	0.500										

Cincinnati Reds @ Chicago Cubs
Hohokam Park, Mesa, AZ
Sat Mar 12 2011, 3:08 PM - 6:01 PM EST
Att: 10,327 - Partly Cloudy - 75 F

AB 37
R 6
H 11
RBI 6
BB 5
SO 9
LOB 25



Batter	1	2	3	4	5	6	7	8	9	AB	R	H	RBI	BB	SO	LOB	TOP			
3 Fernando Perez, R OBP: 0.364, SLG: 0.222										3	1	0	1	2	2	3	Chicago Cubs @ Arizona Diamondbacks Salt River Fields at Talking Stick, Scottsdale, AZ Sun Mar 13 2011, 4:11 PM - 7:02 PM EDT Att: 12,346 - Sunny - 81°F			
15 Darwin Barney, R OBP: 0.308, SLG: 0.423 97 Marwin Gonzalez, S (8, PH)										4	0	1	1	0	0	3				
24 Marion Byrd, R OBP: 0.545, SLG: 0.733 93 Michael Burgess, L (7, PH) 82 Matt Szczur, R (9, PH)										4	0	0	0	0	1	1				
16 Aramis Ramirez, R OBP: 0.355, SLG: 0.393 61 Josh Vitters, R OBP: 0.333, SLG: 0.412										3	0	0	0	0	0	2				
22 Carlos Pena, L OBP: 0.333, SLG: 0.429 99 Rebel Ridling, R (7, 3)										4	2	2	1	0	1	0				
18 Geovany Soto, R OBP: 0.367, SLG: 0.370 75 Chris Robinson, R OBP: 0.167, SLG: 0.333										3	2	1	0	0	0	0				
19 Bobby Seales, S OBP: 0.550, SLG: 0.688										3	1	1	0	1	1	1				
63 James Adduci, L OBP: 0.273, SLG: 0.158										3	0	0	0	0	1	3				
41 Braden Looper, R OBP: 0.287, SLG: 1.500 65 Jay Jackson, R 34 Kerry Wood, R 81 Junior Lake, R 66 Rafael Dolis, R 57 Scott Maine, L										2	1	2	1	0	0	0				
Inning Stats	R: 0 E: 0 K: 1 S: 5	H: 0 LOB: 0 BB: 0 P: 5	R: 0 E: 0 K: 1 S: 5	H: 0 LOB: 0 BB: 0 P: 5	R: 2 E: 1 K: 2 S: 10	H: 2 LOB: 2 BB: 1 P: 14	R: 2 E: 1 K: 1 S: 8	H: 2 LOB: 1 BB: 0 P: 9	R: 0 E: 0 K: 1 S: 5	H: 0 LOB: 0 BB: 0 P: 5	R: 0 E: 0 K: 0 S: 3	H: 0 LOB: 0 BB: 0 P: 3	R: 1 E: 0 K: 0 S: 4	H: 1 LOB: 2 BB: 1 P: 9	R: 0 E: 0 K: 1 S: 5	H: 0 LOB: 0 BB: 0 P: 5		1B: 5 2B: 2 3B: 0 HR: 1	SF: 0 SAC: 0 DP: 1 HBP: 1	WP: 0 PB: 0 SB: 0 CS: 0
PITCHER	IP WLS BF H R ER SO BB IBB HBP BLK WP HR S P ERA WHIP																			
41 Daniel Hudson, L ERA: 3.48	3.1 L 16 3 1 0 2 4 1 0 0 0 0 0 1 23 28 5.40 1.200																			
39 Jordan Norberto, L ERA: 1.93	0.2 3 1 0 0 1 0 0 0 0 0 0 0 0 5 5 0.00 1.500																			
30 David Hernandez, R ERA: 1.5	1.0 3 0 0 0 1 0 0 0 0 0 0 0 0 5 5 0.00 0.000																			
49 Carlos Rosa, R ERA: 3.18	1.0 7 3 2 1 1 1 0 0 0 0 0 0 0 8 12 9.00 4.000																			
49 Rafael Rodriguez, R ERA: 1.5	1.0 3 0 0 0 0 0 0 0 0 0 0 0 0 3 3 0.00 0.000																			
PITCHER	IP WLS BF H R ER SO BB IBB HBP BLK WP HR S P ERA WHIP																			
50 Leyson Septimo, L ERA: 2.25	1.0 6 1 1 1 0 1 0 0 1 0 0 0 0 4 9 9.00 2.000																			
38 Sam Demel, R ERA: 1.5	1.0 3 0 0 0 1 0 0 0 0 0 0 0 0 5 5 0.00 0.000																			

AB	37
R	7
H	8
RBI	5
BB	3
SO	8
LOB	18



Batter	1	2	3	4	5	6	7	8	9	AB	R	H	RBI	BB	SO	LOB	BOTTOM			
6 Stephen Drew, L OBP: 0.324, SLG: 0.485 13 Tony Abreu, S OBP: 0.314, SLG: 0.455										3	0	1	0	0	0	0	Chicago Cubs @ Arizona Diamondbacks Salt River Fields at Talking Stick, Scottsdale, AZ Sun Mar 13 2011, 4:11 PM - 7:02 PM EDT Att: 12,346 - Sunny - 81°F			
2 Kelly Johnson, L OBP: 0.438, SLG: 0.517 31 AJ Pollock, R OBP: 0.400, SLG: 0.552										3	0	2	0	0	0	1				
10 Justin Upton, R OBP: 0.270, SLG: 0.371 9 Collin Cowgill, R OBP: 0.188, SLG: 0.406										3	0	0	0	0	1	2				
75 Russell Bryanan, L OBP: 0.500, SLG: 0.833 8 Gerardo Parra, L OBP: 0.371, SLG: 0.424										2	1	1	0	0	0	0				
24 Chris Young, R OBP: 0.289, SLG: 0.543 8 Chris Owings, R OBP: 0.100, SLG: 0.053										3	0	1	0	0	0	1				
29 Brandon Allen, L OBP: 0.371, SLG: 0.576 63 Paul Goldschmidt, R OBP: 0.500, SLG: 0.824										3	1	2	1	0	1	2				
14 Ryan Roberts, R OBP: 0.658, SLG: 0.607										3	0	1	1	1	1	1				
12 Henry Blanco, R OBP: 0.286, SLG: 0.524 26 Miguel Montero, L OBP: 0.286, SLG: 0.296										1	0	0	0	0	0	2				
41 Daniel Hudson, R 39 Jordan Norberto, L 30 David Hernandez, R 49 Carlos Rosa, R 49 Rafael Rodriguez, R Leyson Septimo, L 18 Willy Mo Pena, R 16 Willy Mo Pena, R										1	0	0	0	0	0	2				
Inning Stats	R: 0 E: 0 K: 0 S: 3	H: 1 LOB: 0 BB: 0 P: 3	R: 1 E: 0 K: 1 S: 8	H: 3 LOB: 2 BB: 0 P: 8	R: 0 E: 0 K: 1 S: 5	H: 1 LOB: 0 BB: 0 P: 6	R: 1 E: 0 K: 1 S: 8	H: 1 LOB: 1 BB: 0 P: 9	R: 0 E: 0 K: 0 S: 6	H: 1 LOB: 0 BB: 0 P: 6	R: 0 E: 0 K: 0 S: 3	H: 1 LOB: 0 BB: 0 P: 3	R: 0 E: 0 K: 0 S: 3	H: 1 LOB: 0 BB: 0 P: 3	R: 3 E: 1 K: 0 S: 6	H: 3 LOB: 1 BB: 1 P: 10		1B: 11 2B: 1 3B: 0 HR: 1	SF: 0 SAC: 0 DP: 5 HBP: 0	WP: 0 PB: 0 SB: 0 CS: 1
PITCHER	IP WLS BF H R ER SO BB IBB HBP BLK WP HR S P ERA WHIP																			
41 Braden Looper, R ERA: 5.19	3.2 W 14 5 1 1 2 0 0 0 0 0 0 1 15 16 3.86 1.286																			
65 Jay Jackson, R ERA: 5.19	2.1 H 9 3 1 1 2 0 0 0 0 0 0 1 15 16 3.86 1.286																			
34 Kerry Wood, R ERA: 3.6	1.0 3 1 0 0 0 0 0 0 0 0 0 0 3 3 0.00 1.000																			
66 Rafael Dolis, R ERA: 13.5	1.0 3 1 0 0 0 0 0 0 0 0 0 0 3 3 0.00 1.000																			
57 Scott Maine, L ERA: 5.4	1.0 7 3 3 2 0 1 0 0 0 0 0 0 6 10 18.00 4.000																			

AB	35
R	5
H	13
RBI	5
BB	1
SO	4
LOB	18



Batter	1	2	3	4	5	6	7	8	9	10	AB	R	H	RBI	BB	SO	LOB	TOP					
15 Rafael Furcal, S OBP: 0.200, SLG: 0.200 70 Dee Strange-Gordon, L OBP: 0.235, SLG: 0.284											3	0	2	1	0	0	0						
3 Xavier Paul, L OBP: 0.250, SLG: 0.360 63 Jamie Hoffmann, R OBP: 0.400, SLG: 0.389											3	0	1	0	0	1	3						
7 James Loney, L OBP: 0.351, SLG: 0.350 9 Hector Gimenez, S OBP: 0.360, SLG: 0.429											3	0	1	0	0	0	1						
27 Matt Kemp, R OBP: 0.313, SLG: 0.563											5	0	0	0	0	2	4						
5 Juan Uribe, R OBP: 0.346, SLG: 0.368 9 Eugenio Velez, S OBP: 0.190, SLG: 0.056												2	0	0	0	0	1						
31 Jay Gibbons, L OBP: 0.130, SLG: 0.091 68 Jerry Sands, R OBP: 0.522, SLG: 0.895												2	0	1	0	1	0						
62 Trayvon Robinson, S OBP: 0.222, SLG: 0.423 49 Trent Oeltjen, L OBP: 0.420, SLG: 0.615												2	0	1	0	0	1						
28 Rod Barajas, R OBP: 0.304, SLG: 0.600 61 Damaso Espino, R OBP: 0.167, SLG: 0.167												1	1	0	0	1	0						
6 Aaron Miles, S OBP: 0.346, SLG: 0.692 75 Russell Mitchell, R OBP: 0.192, SLG: 0.091											2	0	1	0	0	1	0						
Inning Stats	R: 0 E: 0 K: 0 S: 4	H: 2 LOB: 1 BB: 0 P: 5	R: 0 E: 0 K: 1 S: 9	H: 1 LOB: 1 BB: 0 P: 13	R: 0 E: 0 K: 1 S: 7	H: 0 LOB: 0 BB: 0 P: 7	R: 0 E: 0 K: 0 S: 9	H: 1 LOB: 1 BB: 0 P: 13	R: 1 E: 0 K: 1 S: 15	H: 2 LOB: 2 BB: 1 P: 26	R: 0 E: 1 K: 0 S: 8	H: 0 LOB: 0 BB: 0 P: 12	R: 1 E: 1 K: 0 S: 5	H: 1 LOB: 3 BB: 2 P: 20	R: 1 E: 0 K: 1 S: 15	H: 2 LOB: 1 BB: 0 P: 25	R: 0 E: 0 K: 3 S: 12	H: 1 LOB: 3 BB: 2 P: 14	1B: 9 2B: 2 3B: 0 HR: 1	SF: 0 SAC: 1 DP: 1 HBP: 0	WP: 2 PB: 0 SB: 1 CS: 0	PA: 44	
PITCHER	IP	WLS	BF	H	R	ER	SO	BB	IBB	HBP	BLK	WP	HR	S	P	ERA	WHIP						
38 Carlos Zambrano, R ERA: 1.38	5.0		20	6	1	1	3	1	0	0	0	0	0	44	64	1.80	1.400						
76 Alberto Cabrera, R ERA: 3.0	1.0		3	0	0	0	0	0	0	0	0	1	0	8	12	0.00	0.000						
70 Scott Rice, L ERA: 3.0	0.2		5	1	1	0	0	2	0	0	0	0	0	4	17	0.00	4.500						
78 Kyle Smit, R ERA: 8.1	0.1		1	0	0	0	0	0	0	0	0	1	0	1	3	0.00	0.000						
60 Chris Carpenter, R ERA: 3.39	1.0	B	5	2	1	1	1	0	0	0	0	0	1	15	25	9.00	2.000						

Los Angeles Dodgers @ Chicago Cubs
Cashman Field, Las Vegas, NV
Sun Mar 13 2011, 4:10 PM - 7:26 PM EDT
Att. 11,051 - Sunny - 70 F

AB 38
R 3
H 11
RBI 2
BB 5
SO 8
LOB 18




Batter	1	2	3	4	5	6	7	8	9	10	AB	R	H	RBI	BB	SO	LOB	BOTTOM					
1 Kosuke Fukudome, L OBP: 0.353, SLG: 0.250											4	0	1	1	1	1	1						
13 Starlin Castro, R OBP: 0.500, SLG: 0.848 58 Matt Camp, L OBP: 0.421, SLG: 0.353											3	0	3	1	0	0	0						
21 Tyler Colvin, L OBP: 0.270, SLG: 0.417											5	0	0	0	0	3	6						
12 Alfonso Soriano, R OBP: 0.258, SLG: 0.419 39 Luis Montanez, R OBP: 0.200, SLG: 0.281											3	0	0	0	0	0	1						
9 Blake DeWitt, L OBP: 0.260, SLG: 0.267 70 Scott Rice, L OBP: 0.267, SLG: 0.267 78 Kyle Smit, R OBP: 0.267, SLG: 0.267 74 Steve Clevenger, L OBP: 0.833, SLG: 1.000												3	0	1	0	0	0						
5 Reed Johnson, R OBP: 0.214, SLG: 0.192 98 Tony Campana, L OBP: 0.200, SLG: 0.200												2	0	0	0	0	1						
73 Marquez Smith, R OBP: 0.409, SLG: 0.500												3	0	1	0	0	1						
55 Koyie Hill, S OBP: 0.201, SLG: 0.096 60 Chris Carpenter, R OBP: 0.201, SLG: 0.096 30 Scott Moore, L OBP: 0.201, SLG: 0.096 29 Jeff Samardzija, R OBP: 0.201, SLG: 0.096 44 Jeff Stevens, R OBP: 0.201, SLG: 0.096 51 Max Ramirez, R OBP: 0.201, SLG: 0.096												3	0	0	0	0	1						
38 Carlos Zambrano, S OBP: 0.200, SLG: 0.400 76 Alberto Cabrera, R OBP: 0.200, SLG: 0.400 28 Jeff Baker, R OBP: 0.452, SLG: 0.500												2	1	1	0	0	0						
Inning Stats	R: 0 E: 0 K: 1 S: 9	H: 1 LOB: 1 BB: 0 P: 13	R: 0 E: 1 K: 1 S: 10	H: 0 LOB: 1 BB: 0 P: 15	R: 0 E: 0 K: 1 S: 8	H: 1 LOB: 1 BB: 0 P: 9	R: 0 E: 0 K: 1 S: 8	H: 1 LOB: 1 BB: 0 P: 11	R: 1 E: 0 K: 1 S: 11	H: 2 LOB: 1 BB: 0 P: 16	R: 0 E: 0 K: 0 S: 6	H: 0 LOB: 0 BB: 0 P: 10	R: 2 E: 0 K: 0 S: 11	H: 3 LOB: 1 BB: 0 P: 14	R: 0 E: 0 K: 1 S: 13	H: 2 LOB: 2 BB: 1 P: 21	R: 0 E: 0 K: 2 S: 8	H: 1 LOB: 2 BB: 1 P: 16	1B: 11 2B: 3 3B: 0 HR: 0	SF: 0 SAC: 0 DP: 1 HBP: 0	WP: 2 PB: 0 SB: 1 CS: 0	PA: 45	
PITCHER	IP	WLS	BF	H	R	ER	SO	BB	IBB	HBP	BLK	WP	HR	S	P	ERA	WHIP						
78 Rubby De La Rosa, R ERA: 3.0	(1.1)		8	1	0	0	2	0	0	0	0	0	0	19	28	0.00	0.500						
37 Carlos Monasterios, R ERA: 3.0	(3.1)		8	2	0	0	2	0	0	0	0	0	0	16	20	0.00	1.000						
67 Wilkin De La Rosa, L ERA: 3.96	(5.1)	2.0	B	8	2	1	1	0	0	0	0	0	0	17	26	4.50	1.000						
87 David Pfeiffer, L ERA: 18.0	(7.1)	1.0	B	6	3	2	2	0	0	0	0	0	1	11	14	18.00	3.000						
91 Juan Rincon, R ERA: 2.7	(8.1)	1.0		5	2	0	0	1	0	0	0	0	0	13	21	0.00	3.000						


Los Angeles Dodgers @ Chicago Cubs
Cashman Field, Las Vegas, NV
Sun Mar 13 2011, 4:10 PM - 7:26 PM EDT
Att. 11,051 - Sunny - 70 F

AB 43
R 4
H 14
RBI 3
BB 2
SO 8
LOB 23



Batter	1	2	3	4	5	6	7	8	9	AB	R	H	RBI	BB	SO	LOB	TOP
1 Kosuke Fukudome, L (1,9) OBP: 0.324, SLG: 0.226 63 James Adduci, L (4,9) OBP: 0.292, SLG: 0.190										3	0	0	0	0	0	3	
5 Reed Johnson, R (1,8) OBP: 0.219, SLG: 0.172 82 Matt Szczur, R (7,8) OBP: 0.500, SLG: 0.500										3	1	0	0	1	0	4	
30 Scott Moore, L (1,4) OBP: 0.387, SLG: 0.690										4	1	1	0	1	1	2	
39 Luis Montanez, R (1,7) OBP: 0.241, SLG: 0.333 90 Kyler Burke, L (7,7)										4	0	2	0	0	0	2	
6 Bryan LaHair, L (1,3) OBP: 0.321, SLG: 0.400										5	0	2	2	0	1	3	
61 Josh Vitters, R (1,5) OBP: 0.318, SLG: 0.350 20 Thomas Diamond, R (7,1)										3	0	0	0	1	0	4	
81 Wes Darvill, L (9,PH) OBP: 1.000, SLG: 1.000										1	0	1	0	0	0	0	
53 Wellington Castillo, R (1,2) 51 Max Ramirez, R (7,PH) OBP: 0.333, SLG: 0.333										2	0	2	0	1	0	0	
15 Darwin Barney, R (1,6) 88 Ryan Flaherty, L (8,6)										4	1	2	0	0	0	2	
17 Matt Garza, R (1,1) 45 Sean Marshall, L (5,1)										0	0	0	0	0	0	0	
75 Chris Robinson, R (6,PH) 83 Austin Bibens-Dirkx, R (6,1)										1	0	1	0	0	0	0	
73 Marquez Smith, R (7,5) OBP: 0.391, SLG: 0.476										1	0	0	0	0	0	1	
Inning Stats	R: 2 H: 2 E: 0 K: 0 S: 14	R: 0 H: 1 E: 0 K: 0 S: 10	R: 0 H: 1 E: 0 K: 0 S: 8	R: 0 H: 1 E: 0 K: 0 S: 7	R: 0 H: 1 E: 0 K: 0 S: 9	R: 0 H: 2 E: 1 K: 0 S: 13	R: 0 H: 1 E: 0 K: 3 S: 15	R: 1 H: 3 E: 0 K: 0 S: 10	R: 0 H: 1 E: 0 K: 0 S: 4	1B: 10 2B: 3 3B: 0 HR: 0	SF: 0 SAC: 2 DP: 2 HBP: 0	WP: 3 PB: 0 SB: 0 CS: 0	PA: 43	AB 37 R 3 H 13 RBI 3 BB 4 SO 3 LOB 27			
PITCHER	58 Doug Fister, R (1,1) ERA: 4.73	60 Chris Smith, R (5,1) ERA:	37 Cesar Jimenez, L (6,1) ERA: 8.44	39 David Pauley, R (7,1) ERA: 1.29	49 Garrett Olson, L (8,1) ERA: 5.4	41 Justin Miller, R (9,1) ERA: 6.35	PITCHER	IP 1.0 WLS S BF 4 H 1 R 0 ER 0 SO 0 BB 0 IBB 0 HBP 0 BLK 0 WP 0 HR 0 S 44 P 78 ERA 4.15 WHIP 2.077	IP 1.0 WLS S BF 4 H 1 R 0 ER 0 SO 0 BB 0 IBB 0 HBP 0 BLK 0 WP 0 HR 0 S 13 P 20 ERA 0.00 WHIP 0.000	IP 1.0 WLS W BF 5 H 2 R 0 ER 0 SO 0 BB 0 IBB 0 HBP 0 BLK 0 WP 0 HR 0 S 9 P 9 ERA 0.00 WHIP 2.000	IP 1.0 WLS H BF 5 H 1 R 0 ER 0 SO 3 BB 1 IBB 0 HBP 0 BLK 0 WP 2 HR 0 S 15 P 27 ERA 0.00 WHIP 3.000	IP 1.0 WLS S BF 4 H 1 R 0 ER 0 SO 0 BB 0 IBB 0 HBP 0 BLK 0 WP 0 HR 0 S 13 P 20 ERA 0.00 WHIP 1.000	IP 1.0 WLS S BF 4 H 1 R 0 ER 0 SO 0 BB 0 IBB 0 HBP 0 BLK 0 WP 0 HR 0 S 13 P 20 ERA 0.00 WHIP 1.000				
Batter	1	2	3	4	5	6	7	8	9	AB	R	H	RBI	BB	SO	LOB	BOTTOM
51 Ichiro Suzuki, L (1,9) OBP: 0.395, SLG: 0.357 12 Ryan Langerhans, L (7,9) OBP: 0.455, SLG: 0.600										4	0	0	0	0	0	4	
9 Chone Figgins, S (1,5) OBP: 0.433, SLG: 0.423 5 Chris Gimenez, R (8,5) OBP: 0.357, SLG: 0.273										3	0	2	2	1	0	0	
21 Franklin Gutierrez, R (1,8) Greg Halman, R (6,8) OBP: 0.278, SLG: 0.412										3	0	0	0	0	3	4	
29 Jack Cust, L (1,10) OBP: 0.290, SLG: 0.414 8 Gabe Gross, L (7,PH) OBP: 0.291, SLG: 0.316										2	1	0	0	1	1	2	
17 Justin Smoak, S (1,3) 27 Matt Tuiasosopo, R (7,3) OBP: 0.450, SLG: 0.500										3	1	2	0	0	0	0	
4 Adam Kennedy, L (1,7) Mike Carp, L (7,7) OBP: 0.300, SLG: 0.368										3	1	1	2	0	0	1	
26 Brendan Ryan, R (1,4) OBP: 0.192, SLG: 0.167 13 Dustin Ackley, L (7,4) OBP: 0.519, SLG: 0.550										2	0	0	0	1	0	1	
16 Josh Wilson, R (1,6) OBP: 0.276, SLG: 0.240 72 Sean Kazmar Jr., R (7,6) OBP: 0.167, SLG: 0.294										1	0	1	0	0	0	0	
10 Adam Moore, R (1,2) OBP: 0.500, SLG: 0.600 3 Josh Bard, S (7,2) OBP: 0.529, SLG: 0.500										1	0	0	1	1	1	1	
Inning Stats	R: 0 H: 0 E: 0 K: 1 S: 8	R: 0 H: 1 E: 0 K: 1 S: 8	R: 1 H: 2 E: 0 K: 1 S: 13	R: 0 H: 0 E: 0 K: 0 S: 6	R: 1 H: 2 E: 0 K: 2 S: 14	R: 3 H: 2 E: 1 K: 0 S: 14	R: 0 H: 0 E: 0 K: 1 S: 9	R: 0 H: 2 E: 0 K: 0 S: 8	R: 0 H: 1 E: 0 K: 0 S: 4	1B: 7 2B: 3 3B: 0 HR: 0	SF: 1 SAC: 1 DP: 2 HBP: 0	WP: 0 PB: 0 SB: 3 CS: 1	PA: 35	AB 29 R 5 H 9 RBI 5 BB 4 SO 6 LOB 15			
PITCHER	17 Matt Garza, R (1,1) ERA: 10.13	45 Sean Marshall, L (5,1) ERA: 3.38	83 Austin Bibens-Dirkx, R (6,1) ERA: 27.4	20 Thomas Diamond, R (7,1) ERA: 4.05	PITCHER	IP 4.0 WLS B BF 5 H 2 R 1 ER 1 SO 3 BB 2 IBB 0 HBP 0 BLK 0 WP 0 HR 0 S 35 P 64 ERA 2.25 WHIP 1.250	IP 1.0 WLS L BF 7 H 2 R 3 ER 3 SO 0 BB 2 IBB 0 HBP 0 BLK 0 WP 0 HR 0 S 14 P 26 ERA 9.00 WHIP 4.000	IP 1.0 WLS L BF 2 H 1 R 0 ER 0 SO 0 BB 0 IBB 0 HBP 0 BLK 0 WP 0 HR 0 S 17 P 29 ERA 0.00 WHIP 1.000									

Batter	1	2	3	4	5	6	7	8	9	AB	R	H	RBI	BB	SO	LOB	TOP										
3 Fernando Perez, R OBP: 0.308, SLG: 0.182 96 Evan Crawford, R (7, 8)	G5-3		E5 13 CS			G5-3	FC3-6		F9	4	0	0	0	0	0	2	 <p>Chicago Cubs @ Oakland Athletics Phoenix Municipal Stadium, Phoenix, AZ Tue Mar 15 2011, 4:07 PM - 7:00 PM EDT Att: 4,655 - Partly Cloudy - 80 F</p>										
13 Starlin Castro, R OBP: 0.459, SLG: 0.778 81 Junior Lake, R OBP: 0.667, SLG: 0.667 (7, PH) (7, 6)	F9		CS	G6-3		E6 21 FC3-6 51 1B	P6		F9 82 BB 19 BB 53 2B	3	1	0	0	0	0	0											
28 Jeff Baker, R OBP: 0.471, SLG: 0.590 19 Bobby Seales, S OBP: 0.545, SLG: 0.647 (6, 4)				F8		4-0 21 FC3-6 BB		F8	4-0 82 BB 53 2B BB	2	0	1	0	1	0	0											
21 Tyler Colvin, L OBP: 0.268, SLG: 0.475 82 Matt Szczur, R OBP: 0.697, SLG: 0.500 (1, 9) (8, 9)	G4-3			K		0-0 51 1B	FC3-6		HR 53 2B 90 G3 BB	4	1	1	1	0	1	3											
51 Max Ramirez, R OBP: 0.333, SLG: 0.333 53 Weington Castillo, R OBP: 0.733, SLG: 1.000 (1, 2) (7, 2)		K				0-0 1-2 3H 1B		HR	90 G3 2B	3	0	1	1	0	2	0											
39 Luis Montanez, R OBP: 0.250, SLG: 0.333 90 Kyler Burke, L OBP: 0.250, SLG: 0.250 (1, 7) (6, 7)	F8			F8		0-0 6 FC3-6 1B	G4-3		G3	3	0	1	0	0	0	2											
6 Bryan LaHair, L OBP: 0.303, SLG: 0.367 (1, 3)	F7			FC3-6 73 FC5-4 1B		0-0 1-2		HR	2-3 3H G3	5	0	1	0	0	1	3											
73 Marquez Smith, R OBP: 0.370, SLG: 0.417 (1, 5)			K	FC5-4 1B		0-0 1-2		P6		3	0	0	0	1	1	2											
59 Brett Jackson, L OBP: 0.320, SLG: 0.455 87 Logan Watkins, L (9, PH) (9, 10)	G3					1-2 HR	K		19 BB 82 BB 81 1B HBP	3	1	1	1	0	1	2											
Inning Stats	R: 0 E: 0 K: 0 S: 4	H: 1 LOB: 1 BB: 0 P: 4	R: 0 E: 0 K: 1 S: 5	H: 0 LOB: 0 BB: 0 P: 5	R: 0 E: 0 K: 1 S: 5	H: 0 LOB: 0 BB: 0 P: 5	R: 0 E: 0 K: 1 S: 6	H: 1 LOB: 1 BB: 0 P: 6	R: 2 E: 1 K: 0 S: 8	H: 2 LOB: 2 BB: 1 P: 13	R: 0 E: 0 K: 1 S: 6	H: 1 LOB: 2 BB: 1 P: 10	R: 2 E: 0 K: 1 S: 11	H: 3 LOB: 1 BB: 0 P: 14	R: 4 E: 0 K: 0 S: 5	H: 2 LOB: 1 BB: 2 P: 14		1B: 6 2B: 1 3B: 0 HR: 3	SF: 0 SAC: 0 DP: 0 HBP: 1	WP: 0 PB: 0 SB: 0 CS: 1	PA: 44						
PITCHER	IP	WLS	BF	H	R	ER	SO	BB	IBB	HBP	BLK	WP	HR	S	P	ERA	WHIP										
49 Brett Anderson, L ERA: 4.5	5.2	L	22	3	2	1	4	1	0	0	0	0	1	31	36	1.59	0.706										
64 Trystan Magnuson, R ERA: 7.11	0.1		2	1	0	0	0	0	0	0	0	0	0	2	2	0.00	3.000										
48 Michael Wuerz, R ERA: 7.0	1.0		5	1	0	0	1	1	0	0	0	0	0	6	10	0.00	2.000										
Jon Hurton, R ERA: 27.0	0.2		5	3	2	2	1	0	0	0	0	0	2	10	13	27.00	4.500										
45 Willie Eyre, R ERA: 9.82	1.1		9	2	4	4	0	2	0	1	0	0	0	6	15	27.00	3.000										

Batter	1	2	3	4	5	6	7	8	9	AB	R	H	RBI	BB	SO	LOB	BOTTOM										
4 Coco Crisp, S OBP: 0.500, SLG: 0.882 39 Jermaine Mitchell, L (7, 7)	10 1B 2B		G4-3				L6			3	1	1	0	0	0	0	 <p>Chicago Cubs @ Oakland Athletics Phoenix Municipal Stadium, Phoenix, AZ Tue Mar 15 2011, 4:07 PM - 7:00 PM EDT Att: 4,655 - Partly Cloudy - 80 F</p>										
10 Daric Barton, L OBP: 0.409, SLG: 0.550 83 Anthony Aliotti, L OBP: 0.333, SLG: 0.333 (1, 3) (7, 3)	16 FC6 2H 1B		16 HBP BB		F9		K			2	0	1	1	1	0	0											
16 Josh Willingham, R OBP: 0.314, SLG: 0.310 58 Jai Miller, R OBP: 0.500, SLG: 0.364 (1, 7) (5, 7) (7, 8)	FC6 BB		55 C4-6-3 HBP		55 L HBP		BB			1	0	0	0	0	0	1											
55 Hideki Matsui, L OBP: 0.270, SLG: 0.200 (1, 10)	K		G4-6-3		L7		F9			4	0	0	0	0	1	5											
8 Kurt Suzuki, R OBP: 0.429, SLG: 0.542 19 Anthony Recker, R OBP: 0.316, SLG: 0.500 (1, 2) (8, 2)	1-2 BB			K		F8		L7		2	0	0	0	1	1	0											
15 Ryan Sweeney, L OBP: 0.500, SLG: 0.556 91 Matthew Sulentic, L (1, 9) (7, 9)	G1-3			67 1B BB		G1-3		G4-3		2	0	0	0	1	0	2											
5 Kevin Kouzmanoff, R OBP: 0.485, SLG: 0.643 73 Josh Horton, L OBP: 0.200, SLG: 0.111 (1, 5) (7, 5)			G4-3		K		G6-3		K	3	0	0	0	0	1	1											
67 Wes Timmons, R OBP: 0.366, SLG: 0.212 (1, 4) (8, 6)	F8						K		K	4	0	1	0	0	2	0											
36 Eric Sogard, L OBP: 0.238, SLG: 0.300 1 Conner Crumbless, L (1, 6) (8, 4)	G6-3						F8			3	0	0	0	0	0	2											
Inning Stats	R: 1 E: 1 K: 1 S: 7	H: 2 LOB: 2 BB: 1 P: 11	R: 0 E: 0 K: 0 S: 3	H: 0 LOB: 0 BB: 0 P: 3	R: 0 E: 0 K: 2 S: 8	H: 1 LOB: 2 BB: 1 P: 12	R: 0 E: 0 K: 0 S: 3	H: 0 LOB: 0 BB: 0 P: 3	R: 0 E: 0 K: 1 S: 5	H: 0 LOB: 1 BB: 1 P: 9	R: 0 E: 0 K: 2 S: 7	H: 0 LOB: 0 BB: 0 P: 7	R: 0 E: 0 K: 1 S: 5	H: 0 LOB: 1 BB: 1 P: 9	R: 0 E: 0 K: 2 S: 7	H: 0 LOB: 0 BB: 0 P: 7		1B: 2 2B: 1 3B: 0 HR: 0	SF: 0 SAC: 0 DP: 1 HBP: 2	WP: 0 PB: 0 SB: 0 CS: 0	PA: 35						
PITCHER	IP	WLS	BF	H	R	ER	SO	BB	IBB	HBP	BLK	WP	HR	S	P	ERA	WHIP										
48 Andrew Cashner, R ERA: 3.97	3.1		15	2	1	1	2	3	0	1	0	0	0	8	10	0.00	0.600										
71 Trey McNutt, R ERA: 10.8	1.2	W	7	1	0	0	1	0	0	1	0	0	0	8	10	0.00	0.600										
70 Scott Rice, L ERA: 1.8	2.0	H	6	0	0	0	1	0	0	0	0	0	0	8	8	0.00	0.000										
Robert Coello, R ERA: 6.23	1.0	H	4	0	0	0	1	1	0	0	0	0	0	5	9	0.00	1.000										
60 Chris Carpenter, R ERA: 2.45	1.0		3	0	0	0	2	0	0	0	0	0	0	7	7	0.00	0.000										

Batter	1	2	3	4	5	6	7	8	9	AB	R	H	RBI	BB	SO	LOB	TOP											
3 Willy Taveras, R (1.8) OBP: 0.289, SLG: 0.324 92 Radames Nazario, R (7.4) OBP: 0.500, SLG: 1.000										4	0	0	0	0	2	1	Colorado Rockies @ Chicago Cubs Hohokam Park, Mesa, AZ Tue Mar 15 2011, 4:08 PM - 6:48 PM EDT Att: 10,246 - Partly Cloudy - 76 F AB 29 R 4 H 4 RBI 3 BB 6 SO 5 LOB 13 livebaseballscorecards.com											
7 Seth Smith, L (1.9) OBP: 0.382, SLG: 0.448 87 Scott Beener, R (7.9)										3	0	0	0	1	1	1												
5 Carlos González, L (1.7) OBP: 0.394, SLG: 0.333 70 Charlie Blackmon, L (6.7) OBP: 0.406, SLG: 0.519 (7.8)										3	1	1	0	0	0	1												
22 Jose Lopez, R (1.5) OBP: 0.303, SLG: 0.233 99 Alfredo Amezaga, S (6.6)										3	0	1	0	0	0	1												
17 Todd Helton, L (1.3) OBP: 0.393, SLG: 0.458 72 Ben Paulsen, L (6, PR) OBP: 0.583, SLG: 1.050 (6.3)										1	0	0	1	1	0	0												
20 Chris Iannetta, R (1.2) OBP: 0.441, SLG: 0.550 34 Matt Belisle, R (7.1) 27 Matt Lindstrom, R (7.1) Wilin Rosario, R (8, PH) 16 Huston Street, R (8.1) Edgmer Escalona, R (8.1)										0	1	0	0	2	0	0												
Chris Nelson, R (1.6) OBP: 0.222, SLG: 0.261 (6.5)										3	0	0	0	0	0	5												
Cole Garner, R (7.7) OBP: 0.393, SLG: 0.462										1	0	0	0	0	1													
76 Hernan Inbarren, L (1.4) OBP: 0.333, SLG: 0.364 (7.5)										3	1	1	0	0	0	0												
91 Nolan Arenado, R (8.5)										1	0	0	0	0	0													
48 Esmil Rogers, R (1.1)										1	0	0	1	0	0	0												
26 Jose Morales, S (6.2) OBP: 0.471, SLG: 0.500										1	0	0	0	1	0													
Inning Stats	R: 0 E: 0 K: 1 S: 5	H: 0 LOB: 0 BB: 0 P: 5	R: 0 E: 0 K: 0 S: 3	H: 0 LOB: 1 BB: 0 P: 4	R: 0 E: 0 K: 0 S: 3	H: 0 LOB: 0 BB: 0 P: 3	R: 1 E: 0 K: 0 S: 5	H: 2 LOB: 0 BB: 0 P: 5	R: 2 E: 1 K: 1 S: 7	H: 1 LOB: 0 BB: 1 P: 11	R: 0 E: 0 K: 0 S: 3	H: 0 LOB: 3 BB: 3 P: 15	R: 0 E: 1 K: 1 S: 6	H: 0 LOB: 1 BB: 0 P: 6	R: 1 E: 0 K: 0 S: 4	H: 1 LOB: 1 BB: 1 P: 8		R: 0 E: 0 K: 2 S: 7	H: 0 LOB: 1 BB: 1 P: 11	1B: 4 2B: 0 3B: 0 HR: 0	SF: 2 SAC: 0 DP: 0 HBP: 1	WP: 0 PA: 39 PB: 0 SB: 2 CS: 1						
PITCHER	IP	WLS	BF	H	R	ER	SO	BB	IBB	HBP	BLK	WP	HR	S	P	ERA		WHIP										
36 Randy Wells, R (1.1) ERA: 1.29	5.0	L	19	3	3	2	2	1	0	1	0	0	0	23	28	3.60		0.800										
49 Carlos Marmol, R (6.1) ERA: 1.5	1.0		6	0	0	0	0	3	0	0	0	0	0	3	15	0.00		3.000										
Kyle Smit, R (7.1) ERA: 6.23	1.0		4	0	0	0	1	0	0	0	0	0	0	6	6	0.00	0.000											
64 Justin Berg, R (8.1) ERA: 22.5	1.2		8	1	1	1	1	2	0	0	0	0	0	8	16	5.40	1.800											
44 Jeff Stevens, R (9.1) ERA: 1.93	0.1		1	0	0	0	1	0	0	0	0	0	0	3	3	0.00	0.000											

Batter	1	2	3	4	5	6	7	8	9	AB	R	H	RBI	BB	SO	LOB	BOTTOM											
58 Matt Camp, L (1.6) OBP: 0.348, SLG: 0.286										4	0	0	0	0	1	4	Colorado Rockies @ Chicago Cubs Hohokam Park, Mesa, AZ Tue Mar 15 2011, 4:08 PM - 6:48 PM EDT Att: 10,246 - Partly Cloudy - 76 F AB 33 R 2 H 8 RBI 2 BB 0 SO 6 LOB 10 livebaseballscorecards.com											
9 Blake DeWitt, L (1.4) OBP: 0.200, SLG: 0.235										4	0	0	0	0	1	2												
24 Marion Byrd, R (1.8) OBP: 0.500, SLG: 0.667 98 Tony Campana, L (8.8) OBP: 0.333, SLG: 0.333										3	0	0	0	0	1	0												
16 Aramis Ramirez, R (1.5) OBP: 0.353, SLG: 0.387 61 Josh Vitters, R (7, PR) OBP: 0.348, SLG: 0.429 (8.5)										3	0	1	0	0	0	0												
22 Carlos Pena, L (1.3) OBP: 0.333, SLG: 0.419 64 Justin Berg, R (8.1) 44 Jeff Stevens, R (9.1) 74 Steve Clevenger, L (8, PH) OBP: 0.714, SLG: 1.000										3	0	1	0	0	1	1												
12 Alfonso Soriano, R (1.7) OBP: 0.235, SLG: 0.382 86 Jae-Hoon Ha, R (9.7) OBP: 0.500, SLG: 1.000										0	0	0	0	0	0	0												
18 Geovany Soto, R (1.2) OBP: 0.344, SLG: 0.345 55 Koyie Hill, S (7.2) OBP: 0.083, SLG: 0.087										3	0	0	0	0	1	0												
63 James Adduci, L (1.9) OBP: 0.333, SLG: 0.250										3	0	2	0	0	0	0												
36 Randy Wells, R (1.1) 49 Carlos Marmol, R (6.1) 30 Scott Moore, L (6, PH) OBP: 0.406, SLG: 0.700 Kyle Smit, R (7.1) 88 Ryan Flaherty, L (8.3)										1	0	0	0	0	0	0												
										1	0	1	0	0	0	0												
										1	0	0	0	0	0	2												
Inning Stats	R: 0 E: 0 K: 0 S: 3	H: 0 LOB: 0 BB: 0 P: 3	R: 0 E: 0 K: 1 S: 5	H: 1 LOB: 0 BB: 0 P: 5	R: 0 E: 0 K: 0 S: 3	H: 0 LOB: 0 BB: 0 P: 3	R: 0 E: 0 K: 1 S: 5	H: 0 LOB: 0 BB: 0 P: 5	R: 0 E: 0 K: 0 S: 5	H: 2 LOB: 2 BB: 0 P: 5	R: 0 E: 0 K: 1 S: 5	H: 1 LOB: 1 BB: 0 P: 5	R: 0 E: 0 K: 0 S: 5	H: 1 LOB: 2 BB: 0 P: 5	R: 2 E: 0 K: 2 S: 10	H: 3 LOB: 1 BB: 0 P: 10		1B: 6 2B: 2 3B: 0 HR: 0	SF: 1 SAC: 0 DP: 1 HBP: 0	WP: 0 PA: 34 PB: 0 SB: 0 CS: 0								
PITCHER	IP	WLS	BF	H	R	ER	SO	BB	IBB	HBP	BLK	WP	HR	S	P	ERA		WHIP										
48 Esmil Rogers, R (1.1) ERA: 3.86	5.0	W	15	1	0	0	3	0	0	0	0	0	0	5	5	0.00		2.000										
34 Matt Belisle, R (6.1) ERA: 3.0	1.0	H	5	2	0	0	0	0	0	0	0	0	0	5	5	0.00		1.000										
27 Matt Lindstrom, R (7.1) ERA: 3.0	1.0	H	3	1	0	0	1	0	0	0	0	0	0	5	5	0.00		1.000										
16 Huston Street, R (8.1) ERA: 4.5	1.0		5	1	0	0	0	0	0	0	0	0	0	5	5	0.00	1.000											
Edgmer Escalona, R (9.1) ERA: 9.0	1.0		6	3	2	2	2	0	0	0	0	0	0	10	10	18.00	3.000											

Batter	1	2	3	4	5	6	7	8	9	AB	R	H	RBI	BB	SO	LOB	TOP					
28 Jeff Baker, R (1,4) OBP: 0.459, SLG: 0.485	F9		G6-4-3				G6-4-3			3	0	1	0	0	0	1	Chicago Cubs @ Oakland Athletics Phoenix Municipal Stadium, Phoenix, AZ Thu Mar 17 2011, 4:07 PM - 6:36 PM EDT Att: 8,425 - Partly Cloudy - 87 F					
9 Blake DeWitt, L (6,4) OBP: 0.194, SLG: 0.229										1	0	0	0	0	0	1						
13 Starlin Castro, R (1,6) OBP: 0.425, SLG: 0.718	L8			P3						3	0	0	0	0	1	1						
15 Darwin Barney, R (6,6) OBP: 0.355, SLG: 0.433						K				0	1	0	0	1	0	0						
24 Marlon Byrd, R (1,8) OBP: 0.213, SLG: 0.687				G1-3						3	0	2	0	0	0	0						
5 Reed Johnson, R (6,8) OBP: 0.242, SLG: 0.300							1B			1	1	1	2	0	0	0						
16 Aramis Ramirez, R (1,5) OBP: 0.324, SLG: 0.353										3	0	0	0	0	2	3						
30 Scott Moore, L (6,5) OBP: 0.394, SLG: 0.677	K									1	0	0	0	0	0	0						
18 Geovany Soto, R (1,2) OBP: 0.343, SLG: 0.438			G6-3							3	1	1	1	0	0	0						
55 Koyie Hill, S (7,2) OBP: 0.080, SLG: 0.083										1	0	0	0	0	0	0						
22 Carlos Pena, L (1,3) OBP: 0.359, SLG: 0.424										2	1	1	0	1	0	0						
21 Tyler Colvin, L (7,9) OBP: 0.262, SLG: 0.463	P4									1	0	0	0	0	0	0						
12 Alfonso Soriano, R (1,7) OBP: 0.243, SLG: 0.459										3	1	1	2	0	1	1						
3 Fernando Perez, R (7,7) OBP: 0.296, SLG: 0.174										1	0	0	0	0	0	0						
1 Kosuke Fukudome, L (1,9) OBP: 0.325, SLG: 0.212										2	0	0	0	1	0	1						
43 John Grabow, L (7,1) OBP: 0.316, SLG: 0.313										0	0	0	0	0	0	0						
34 Kerry Wood, R (8,1) OBP: 0.296, SLG: 0.174										0	0	0	0	0	0	0						
51 Max Ramirez, R (9,PH) OBP: 0.296, SLG: 0.174										1	0	0	0	0	0	0						
45 Sean Marshall, L (9,1) OBP: 0.296, SLG: 0.174										0	0	0	0	0	0	0						
46 Ryan Dempster, R (1,1) OBP: 0.296, SLG: 0.174										2	0	0	0	0	2	1						
19 Bobby Seales, S (7,PH) OBP: 0.542, SLG: 0.611										1	0	0	0	1	0	0						
Inning Stats	R: 0 E: 0 K: 1 S: 6	H: 1 LOB: 1 BB: 0 P: 6	R: 0 E: 0 K: 1 S: 5	H: 0 LOB: 0 BB: 0 P: 5	R: 0 E: 0 K: 1 S: 4	H: 0 LOB: 0 BB: 1 P: 8	R: 0 E: 0 K: 1 S: 5	H: 0 LOB: 0 BB: 0 P: 5	R: 0 E: 0 K: 0 S: 4	H: 1 LOB: 1 BB: 0 P: 4	R: 0 E: 0 K: 2 S: 9	H: 2 LOB: 2 BB: 0 P: 9	R: 3 E: 0 K: 0 S: 4	H: 2 LOB: 0 BB: 2 P: 12	R: 2 E: 0 K: 0 S: 4	H: 1 LOB: 0 BB: 1 P: 8	R: 0 E: 0 K: 0 S: 3	H: 0 LOB: 0 BB: 0 P: 3	1B: 4 2B: 0 3B: 0 HR: 3	SF: 0 SAC: 0 DP: 2 HBP: 0	WP: 0 PB: 0 SB: 0 CS: 0	PA: 36
PITCHER	IP WLS BF H R ER SO BB IBB HBP BLK WP HR S P ERA WHIP																					
47 Gio González, L (1,1) ERA: 1.76	6.0		24	5	2	2	6	2	0	0	0	0	0	0	1	34	42	3.00	1.167			
31 Brad Ziegler, R (7,1) ERA: 1.35	1.0	B	4	1	1	1	0	1	0	0	0	0	0	1	3	7	9.00	2.000				
50 Grant Balfour, R (8,1) ERA: 12.0	1.0		5	1	2	2	0	1	0	0	0	0	1	4	8	18.00	2.000					
57 Brian Fuentes, L (9,1) ERA:	1.0	W	3	0	0	0	0	0	0	0	0	0	0	3	3	0.00	0.000					

Batter	1	2	3	4	5	6	7	8	9	AB	R	H	RBI	BB	SO	LOB	BOTTOM			
4 Coco Crisp, S (1,8) OBP: 0.462, SLG: 0.811	G4-3									3	0	0	0	0	0	0	Chicago Cubs @ Oakland Athletics Phoenix Municipal Stadium, Phoenix, AZ Thu Mar 17 2011, 4:07 PM - 6:36 PM EDT Att: 8,425 - Partly Cloudy - 87 F			
15 Ryan Sweeney, L (8,8) OBP: 0.583, SLG: 0.636										2	1	2	0	0	0	0				
10 Daric Barton, L (1,3) OBP: 0.400, SLG: 0.522										3	0	1	0	0	2	0				
21 Andy LaRoche, R (8,3) OBP: 0.419, SLG: 0.649										2	0	1	1	0	0	2				
12 David DeJesus, L (1,9) OBP: 0.250, SLG: 0.300										3	0	1	0	0	1	1				
28 Conor Jackson, R (8,9) OBP: 0.184, SLG: 0.171										2	0	1	1	0	0	2				
16 Josh Willingham, R (1,7) OBP: 0.289, SLG: 0.281										3	0	0	0	0	2	0				
25 Matt Carson, R (8,7) OBP: 0.297, SLG: 0.514										1	0	1	1	0	0	0				
55 Hideki Matsui, L (1,10) OBP: 0.300, SLG: 0.242										3	1	2	0	0	0	0				
58 Jai Miller, R (7,PR) OBP: 0.500, SLG: 0.364										0	0	0	0	0	0	0				
22 Chris Carter, R (8,PH) OBP: 0.417, SLG: 0.474										0	0	0	0	1	0	0				
8 Kurt Suzuki, R (1,2) OBP: 0.419, SLG: 0.630										3	1	1	2	0	0	1				
11 Landon Powell, S (8,2) OBP: 0.250, SLG: 0.346										1	0	0	0	0	3	0				
14 Mark Ellis, R (1,4) OBP: 0.243, SLG: 0.258										3	0	0	0	0	0	1				
36 Eric Sogard, L (8,4) OBP: 0.227, SLG: 0.286										1	1	0	0	0	0	0				
5 Kevin Kouzmanoff, R (1,5) OBP: 0.444, SLG: 0.581										3	0	0	0	0	0	1				
67 Wes Timmons, R (8,5) OBP: 0.381, SLG: 0.235										1	0	1	1	0	0	0				
59 Jermie Weeks, S (9,PR) OBP: 0.480, SLG: 0.500										0	1	0	0	0	0	0				
2 Cliff Pennington, S (1,6) OBP: 0.238, SLG: 0.350										3	0	1	0	0	0	0				
30 Steve Tolleson, R (8,PR) OBP: 0.364, SLG: 0.200										1	1	0	0	0	0	1				
Inning Stats	R: 0 E: 0 K: 0 S: 4	H: 1 LOB: 1 BB: 0 P: 4	R: 2 E: 0 K: 0 S: 5	H: 2 LOB: 0 BB: 0 P: 5	R: 0 E: 0 K: 1 S: 6	H: 1 LOB: 1 BB: 0 P: 6	R: 0 E: 0 K: 0 S: 3	H: 0 LOB: 0 BB: 0 P: 3	R: 0 E: 0 K: 2 S: 7	H: 0 LOB: 0 BB: 0 P: 7	R: 0 E: 0 K: 0 S: 4	H: 1 LOB: 1 BB: 0 P: 4	R: 1 E: 0 K: 0 S: 6	H: 3 LOB: 3 BB: 1 P: 10	R: 3 E: 1 K: 0 S: 6	H: 4 LOB: 3 BB: 0 P: 6	1B: 10 2B: 1 3B: 0 HR: 1	SF: 0 SAC: 0 DP: 0 HBP: 0	WP: 0 PB: 0 SB: 0 CS: 0	PA: 39
PITCHER	IP WLS BF H R ER SO BB IBB HBP BLK WP HR S P ERA WHIP																			
46 Ryan Dempster, R (1,1) ERA: 2.0	6.0		22	4	2	2	3	0	0	0	0	0	0	0	0	28	28	3.00	0.667	
43 John Grabow, L (7,1) ERA: 9.0	1.0	H	4	1	0	0	0	0	0	0	0	4	4	0.00	1.000					
34 Kerry Wood, R (8,1) ERA: 4.5	1.0	H	7	3	1	1	0	1	0	0	0	6	10	9.00	4.000					
45 Sean Marshall, L (9,1) ERA: 6.35	0.1	L	6	4	3	2	0	0	0	0	0	6	6	54.00	12.000					

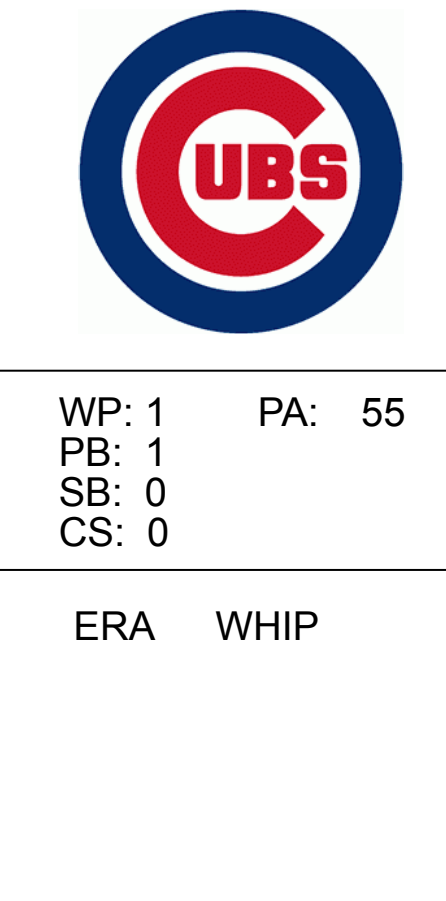


Batter	1	2	3	4	5	6	7	8	9	AB	R	H	RBI	BB	SO	LOB	TOP														
6 Drew Stubbs, R OBP: 0.306, SLG: 0.364 77 Dave Sappelt, R OBP: 0.567, SLG: 0.926										4	2	2	1	0	2	0	Cincinnati Reds @ Chicago Cubs Hohokam Park, Mesa, AZ Fri Mar 18 2011, 4:07 PM - 7:34 PM EDT Att: 13,182 - Sunny - 83 F														
4 Brandon Phillips, R OBP: 0.300, SLG: 0.296 71 Kristopher Negron, R OBP: 0.455, SLG: 0.529										3	2	2	1	1	0	1															
19 Joey Votto, L OBP: 0.364, SLG: 0.414 23 Yonder Alonso, L OBP: 0.379, SLG: 0.519										3	2	2	3	1	1	1															
27 Scott Rolen, R OBP: 0.241, SLG: 0.393 25 Juan Francisco, L OBP: 0.212, SLG: 0.355										4	1	1	3	0	0	2															
32 Jay Bruce, L OBP: 0.313, SLG: 0.419 26 Jeremy Hermida, L OBP: 0.500, SLG: 0.619										4	0	2	0	0	1	0															
31 Jonny Gomes, R OBP: 0.192, SLG: 0.313 15 Fred Lewis, L OBP: 0.233, SLG: 0.250										4	2	2	0	0	0	2															
29 Ryan Hanigan, R OBP: 0.429, SLG: 0.542 65 Devin Mesoraco, R OBP: 0.458, SLG: 0.565										3	1	2	2	1	0	0															
7 Paul Janish, R OBP: 0.267, SLG: 0.241 56 Matt Maloney, L OBP: 0.233, SLG: 0.250										4	0	0	0	0	0	4															
63 Sam LeCure, R OBP: 0.244, SLG: 0.463 52 Daniel Herrera, L OBP: 0.310, SLG: 0.200 51 Jared Burton, R OBP: 0.310, SLG: 0.200 60 Zack Cozart, R OBP: 0.467, SLG: 0.643										1	0	0	0	0	0	1															
Inning Stats	R: 0 E: 0 K: 2 S: 7	H: 0 LOB: 1 BB: 1 P: 11	R: 1 E: 0 K: 1 S: 7	H: 2 LOB: 1 BB: 0 P: 7	R: 3 E: 0 K: 1 S: 7	H: 3 LOB: 0 BB: 1 P: 11	R: 0 E: 0 K: 0 S: 3	H: 0 LOB: 0 BB: 0 P: 3	R: 2 E: 0 K: 1 S: 5	H: 2 LOB: 0 BB: 0 P: 5	R: 4 E: 1 K: 1 S: 11	H: 5 LOB: 1 BB: 0 P: 11	R: 0 E: 0 K: 0 S: 3	H: 1 LOB: 1 BB: 1 P: 7	R: 4 E: 0 K: 0 S: 9	H: 5 LOB: 2 BB: 0 P: 9		R: 0 E: 0 K: 2 S: 7	H: 0 LOB: 1 BB: 1 P: 11	1B: 11 2B: 5 3B: 0 HR: 2	SF: 1 SAC: 0 DP: 1 HBP: 0	WP: 0 PB: 0 SB: 1 CS: 1	PA: 49								
PITCHER	IP WLS BF H R ER SO BB IBB HBP BLK WP HR S P ERA WHIP																														
38 Carlos Zambrano, R ERA: 4.08 40 James Russell, L ERA: 7.56 52 Carlos Silva, R ERA: 15.88 62 Marcos Mateo, R ERA: 2.25	4.2 0.1 3.0 1.0	22 1 L 4	7 0 0 0	6 0 8 0	0 0 5 0	4 0 1 2	0 0 0 0	2 0 1 0	0 0 0 0	0 0 0 0	0 0 23 7	2 1 1 11	36 1 27 11	11.57 0.00 15.00 0.00	1.929 0.000 4.000 1.000																

Batter	1	2	3	4	5	6	7	8	9	AB	R	H	RBI	BB	SO	LOB	BOTTOM											
21 Tyler Colvin, L OBP: 0.283, SLG: 0.489 1 Kosuke Fukudome, L OBP: 0.349, SLG: 0.229										4	1	2	1	0	1	1	Cincinnati Reds @ Chicago Cubs Hohokam Park, Mesa, AZ Fri Mar 18 2011, 4:07 PM - 7:34 PM EDT Att: 13,182 - Sunny - 83 F											
13 Starlin Castro, R OBP: 0.409, SLG: 0.744 58 Matt Camp, L OBP: 0.320, SLG: 0.261										4	1	1	3	0	0	2												
24 Marion Byrd, R OBP: 0.244, SLG: 0.641 3 Fernando Perez, R OBP: 0.310, SLG: 0.200										3	1	1	0	1	1	0												
16 Aramis Ramirez, R OBP: 0.341, SLG: 0.368 30 Scott Moore, L OBP: 0.400, SLG: 0.697										4	1	2	0	0	1	1												
22 Carlos Pena, L OBP: 0.395, SLG: 0.486 28 Jeff Baker, R OBP: 0.462, SLG: 0.486										4	2	3	1	0	0	1												
18 Geovany Soto, R OBP: 0.359, SLG: 0.429 53 Wellington Castillo, R OBP: 0.765, SLG: 1.000										3	0	1	0	1	0	2												
12 Alfonso Soriano, R OBP: 0.244, SLG: 0.463 5 Reed Johnson, R OBP: 0.257, SLG: 0.313										4	1	1	1	0	0	5												
9 Blake DeWitt, L OBP: 0.190, SLG: 0.225										5	2	1	3	0	0	3												
15 Darwin Barney, R OBP: 0.432, SLG: 0.471										4	1	3	1	2	0	0												
Inning Stats	R: 0 E: 0 K: 0 S: 3	H: 0 LOB: 1 BB: 1 P: 7	R: 2 E: 0 K: 0 S: 7	H: 4 LOB: 2 BB: 0 P: 7	R: 4 E: 0 K: 1 S: 10	H: 5 LOB: 1 BB: 0 P: 11	R: 0 E: 0 K: 1 S: 7	H: 2 LOB: 3 BB: 1 P: 11	R: 3 E: 0 K: 1 S: 10	H: 3 LOB: 1 BB: 0 P: 11	R: 0 E: 0 K: 0 S: 3	H: 0 LOB: 0 BB: 0 P: 3	R: 0 E: 0 K: 0 S: 5	H: 1 LOB: 2 BB: 1 P: 9	R: 3 E: 0 K: 0 S: 7	H: 4 LOB: 2 BB: 1 P: 11		R: 0 E: 0 K: 0 S: 6	H: 3 LOB: 3 BB: 1 P: 10	1B: 17 2B: 4 3B: 0 HR: 1	SF: 1 SAC: 0 DP: 0 HBP: 0	WP: 1 PB: 1 SB: 0 CS: 0	PA: 55					
PITCHER	IP WLS BF H R ER SO BB IBB HBP BLK WP HR S P ERA WHIP																											
63 Sam LeCure, R ERA: 5.79 52 Daniel Herrera, L ERA: 3.99 51 Jared Burton, R ERA: 7.0 56 Matt Maloney, L ERA: 4.91 79 Jeremy Horst, L ERA: 2.25	2.1 1.2 2.0 2.0 1.0	16 9 W H S	8 3 10 5 3	6 0 3 3 1	0 0 3 3 0	0 2 1 0 0	0 1 0 0 0	0 1 13 12 6	15 17 14 20 10	19 17 14 20 10	9.00 23.14 13.50 13.50 9.00	3.857 2.400 1.500 3.500 4.000																

AB	43
R	14
H	18
RBI	14
BB	4
SO	7
LOB	19

AB	49
R	13
H	22
RBI	13
BB	5
SO	3
LOB	27



Batter	1	2	3	4	5	6	7	8	9	10	AB	R	H	RBI	BB	SO	LOB	TOP			
2 Emmanuel Burriss, S OBP: 0.226, SLG: 0.290 86 Brock Bond, S (8, PR)											3	1	1	0	0	2	0	San Francisco Giants @ Chicago Cubs Hohokam Park, Mesa, AZ Sun Mar 20 2011, 4:08 PM - 6:50 PM EDT Att: 13,465 - Partly Cloudy - 60 F			
14 Mike Fontenot, L OBP: 0.326, SLG: 0.429											4	0	1	1	0	1	1				
48 Pablo Sandoval, S OBP: 0.317, SLG: 0.542 51 Jackson Williams, R OBP: 0.364, SLG: 0.300											4	0	1	0	0	0	1				
5 Pat Burrell, R OBP: 0.370, SLG: 0.487 81 Ben Copeland, L (7, 7)											3	0	0	0	0	2	2				
12 Nate Schierholtz, L OBP: 0.396, SLG: 0.426											4	0	0	0	0	1	2				
33 Aaron Rowand, R OBP: 0.250, SLG: 0.250 83 Justin Christian, R (7, 8)											3	0	0	0	0	1	1				
35 Travis Ishikawa, L OBP: 0.311, SLG: 0.275											3	1	1	0	1	0	0				
22 Eli Whiteside, R OBP: 0.304, SLG: 0.250 80 Josh Banks, R (10, 1)											4	0	1	0	0	0	2				
66 Shane Loux, R 64 Casey Daigle, R 70 Felix Romero, R 65 Steve Edlefsen, R 47 Marc Kroon, R 82 Wellington Castillo, R 88 Chris Dominguez, R											1	0	0	0	0	0	0				
Inning Stats	R: 1 E: 0 K: 1 S: 7	H: 2 LOB: 1 BB: 0 P: 8	R: 0 E: 0 K: 0 S: 3	H: 0 LOB: 0 BB: 0 P: 3	R: 0 E: 0 K: 2 S: 7	H: 0 LOB: 0 BB: 0 P: 7	R: 0 E: 0 K: 1 S: 5	H: 0 LOB: 1 BB: 0 P: 5	R: 0 E: 0 K: 2 S: 7	H: 0 LOB: 0 BB: 0 P: 7	R: 0 E: 0 K: 1 S: 6	H: 1 LOB: 1 BB: 0 P: 7	R: 1 E: 0 K: 1 S: 7	H: 2 LOB: 1 BB: 0 P: 8	R: 0 E: 0 K: 0 S: 3	H: 0 LOB: 0 BB: 0 P: 3	S: 9 P: 13		1B: 4 2B: 1 3B: 0 HR: 0	SF: 0 SAC: 0 DP: 0 HBP: 0	WP: 1 PB: 0 SB: 3 CS: 0
PITCHER	IP 6.0	WLS 20	BF 2	H 1	R 1	ER 1	SO 7	BB 0	IBB 0	HBP 0	BLK 0	WP 0	HR 0	S 34	P 35	ERA 1.50	WHIP 0.333				
36 Randy Wells, R ERA: 1.35	(1, 1)	1.0	H 4	1 0	0 0	1 1	0 0	0 0	0 0	0 0	0 0	0 0	0 0	6 7	8	9.00	2.000				
43 John Grabow, L ERA: 6.0	(7, 1)	1.0	B 3	0 0	0 0	0 0	0 0	0 0	0 0	0 0	0 0	0 0	0 0	3 3	3	0.00	0.000				
45 Sean Marshall, L ERA: 6.75	(8, 1)	1.0	W 5	0 0	0 0	0 2	1 0	0 0	0 0	0 0	0 0	0 0	0 0	9 13	13	0.00	1.000				
49 Carlos Marmol, R ERA: 1.29	(9, 1)	1.0																			
62 Marcos Mateo, R ERA: 1.8	(10, 1)	1.0																			


AB	36
R	2
H	5
RBI	1
BB	1
SO	11
LOB	15




Batter	1	2	3	4	5	6	7	8	9	10	AB	R	H	RBI	BB	SO	LOB	BOTTOM						
58 Matt Camp, L OBP: 0.273, SLG: 0.200											3	0	0	0	1	1	0	San Francisco Giants @ Chicago Cubs Hohokam Park, Mesa, AZ Sun Mar 20 2011, 4:08 PM - 6:50 PM EDT Att: 13,465 - Partly Cloudy - 60 F						
13 Starlin Castro, R OBP: 0.396, SLG: 0.702											4	0	1	0	0	0	1							
24 Marlon Byrd, R OBP: 0.343, SLG: 0.659 3 Fernando Perez, R OBP: 0.285, SLG: 0.167											2	1	2	0	1	0	0							
12 Alfonso Soriano, R OBP: 0.227, SLG: 0.432 Ty Wright, R (8, 7)											3	0	0	0	0	0	3							
30 Scott Moore, L OBP: 0.400, SLG: 0.676 86 Jae-Hoon Ha, R OBP: 0.500, SLG: 1.000 62 Marcos Mateo, R (10, 1)											3	1	1	1	1	0	0							
19 Bobby Seales, S OBP: 0.517, SLG: 0.565											4	1	2	1	0	0	0							
61 Josh Vitters, R OBP: 0.296, SLG: 0.360											4	0	0	0	0	0	2							
55 Kevie Hill, S OBP: 0.071, SLG: 0.074 45 Sean Marshall, L (8, 1) 49 Carlos Marmol, R (9, 1) 51 Max Ramirez, R OBP: 0.381, SLG: 0.529											3	0	0	0	0	1	0							
36 Randy Wells, R (1, 1) 43 John Grabow, L (7, 1) 53 Wellington Castillo, R OBP: 0.737, SLG: 0.941											2	0	0	0	0	0	0							
Inning Stats	R: 0 E: 1 K: 0 S: 4	H: 1 LOB: 1 BB: 0 P: 4	R: 0 E: 0 K: 0 S: 3	H: 0 LOB: 0 BB: 0 P: 3	R: 0 E: 0 K: 0 S: 3	H: 0 LOB: 0 BB: 0 P: 3	R: 2 E: 0 K: 0 S: 6	H: 3 LOB: 1 BB: 0 P: 6	R: 0 E: 0 K: 0 S: 3	H: 0 LOB: 1 BB: 1 P: 7	R: 0 E: 0 K: 1 S: 2	H: 0 LOB: 0 BB: 0 P: 6	R: 0 E: 0 K: 1 S: 5	H: 0 LOB: 0 BB: 0 P: 5	R: 0 E: 0 K: 1 S: 6	H: 1 LOB: 0 BB: 0 P: 6	R: 0 E: 0 K: 0 S: 2		H: 0 LOB: 1 BB: 1 P: 6	R: 1 E: 0 K: 0 S: 3	H: 2 LOB: 2 BB: 1 P: 7	1B: 6 2B: 1 3B: 0 HR: 0	SF: 0 SAC: 0 DP: 1 HBP: 0	WP: 0 PB: 0 SB: 1 CS: 1
PITCHER	IP 3.2	WLS 13	BF 7	H 2	R 1	ER 1	SO 0	BB 0	IBB 0	HBP 0	BLK 0	WP 0	HR 0	S 13	P 13	ERA 0.00	WHIP 1.000							
66 Shane Loux, R ERA: 2.16	(1, 1)	1.1	B 7	2 1	1 1	0 0	0 0	0 0	0 0	0 0	0 0	0 0	0 0	6 10	6	6.75	2.250							
64 Casey Daigle, R ERA: 6.14	(4, 1)	1.0																						
70 Felix Romero, R ERA: 6.14	(6, 1)	1.0																						
65 Steve Edlefsen, R ERA: 6.14	(7, 1)	1.0																						
47 Marc Kroon, R ERA: 2.57	(8, 1)	1.0																						
PITCHER	IP 1.0	WLS 3	BF 4	H 2	R 0	ER 0	SO 0	BB 1	IBB 0	HBP 0	BLK 0	WP 0	HR 0	S 6	P 6	ERA 27.00	WHIP 9.000							
92 Ronnie Ray, R ERA: 27.0	(9, 1)	0.1	L 4	2 1	0 0	0 0	0 0	0 0	0 0	0 0	0 0	0 0	0 0	0 0	0 0	0 0	0 0							
80 Josh Banks, R ERA: 27.0	(10, 1)	0.1																						

AB	32
R	3
H	7
RBI	3
BB	4
SO	2
LOB	6



Batter	1	2	3	4	5	6	7	8	9	AB R H RBI BB SO LOB	TOP																								
											<p style="text-align: center;">Chicago Cubs @ Los Angeles Angels Tempe Diablo Stadium, Tempe, AZ Mon Mar 21 2011, 4:05 PM EDT</p> <p style="text-align: right;">livebaseballscorecards.com</p> <p> AB 0 R 0 H 0 RBI 0 BB 0 SO 0 LOB 0 </p> 																								
Inning Stats										1B: 0 SF: 0 WP: 0 PA: 0 2B: 0 SAC: 0 FB: 0 3B: 0 DP: 0 SB: 0 HR: 0 HBP: 0 CS: 0																									
PITCHER	IP	WLS	BF	H	R	ER	SO	BB	IBB	HBP	BLK	WP	HR	S	P	ERA	WHIP	PITCHER	IP	WLS	BF	H	R	ER	SO	BB	IBB	HBP	BLK	WP	HR	S	P	ERA	WHIP

Batter	1	2	3	4	5	6	7	8	9	AB R H RBI BB SO LOB	BOTTOM																								
											<p style="text-align: center;">Chicago Cubs @ Los Angeles Angels Tempe Diablo Stadium, Tempe, AZ Mon Mar 21 2011, 4:05 PM EDT</p> <p style="text-align: right;">livebaseballscorecards.com</p> <p> AB 0 R 0 H 0 RBI 0 BB 0 SO 0 LOB 0 </p> 																								
Inning Stats										1B: 0 SF: 0 WP: 0 PA: 0 2B: 0 SAC: 0 FB: 0 3B: 0 DP: 0 SB: 0 HR: 0 HBP: 0 CS: 0																									
PITCHER	IP	WLS	BF	H	R	ER	SO	BB	IBB	HBP	BLK	WP	HR	S	P	ERA	WHIP	PITCHER	IP	WLS	BF	H	R	ER	SO	BB	IBB	HBP	BLK	WP	HR	S	P	ERA	WHIP

Batter	1	2	3	4	5	6	7	8	9	AB	R	H	RBI	BB	SO	LOB	TOP				
4 Coco Crisp, S OBP: 0.448, SLG: 0.783										4	1	1	0	0	1	0	<p>Oakland Athletics @ Chicago Cubs Hohokam Park, Mesa, AZ Wed Mar 23 2011, 4:08 PM - 6:17 PM EDT Att: 9,061 - Sunny - 67 F</p> <p>AB 30 R 1 H 4 RBI 1 BB 0 SO 4 LOB 5</p>				
15 Ryan Sweeney, L OBP: 0.461, SLG: 0.660										4	0	1	0	0	1	1					
16 Josh Willingham, R OBP: 0.321, SLG: 0.347										4	0	1	1	0	0	1					
55 Hideki Matsui, L OBP: 0.264, SLG: 0.200										3	0	0	0	0	0	1					
8 Kurt Suzuki, R OBP: 0.409, SLG: 0.541										3	0	0	0	0	1	1					
29 Josh Donaldson, R OBP: 0.344, SLG: 0.433										0	0	0	0	0	0	0					
14 Mark Ellis, R OBP: 0.294, SLG: 0.239										3	0	0	0	0	0	0					
67 Wes Timmons, R OBP: 0.388, SLG: 0.211										0	0	0	0	0	0	0					
28 Conor Jackson, R OBP: 0.189, SLG: 0.180										3	0	0	0	0	1	0					
83 Anthony Aliotti, L OBP: 0.333, SLG: 0.333										0	0	0	0	0	0	0					
2 Cliff Pennington, S OBP: 0.206, SLG: 0.281										3	0	1	0	0	0	0					
39 Jermaine Mitchell, L OBP: 0.392, SLG: 0.591										0	0	0	0	0	0	0					
21 Andy LaRoche, R OBP: 0.392, SLG: 0.591										0	0	0	0	0	0	0					
36 Eric Sogard, L OBP: 0.222, SLG: 0.314										3	0	0	0	0	0	1					
Inning Stats	R: 1 E: 0 K: 2 S: 9	H: 2 LOB: 1 BB: 0 P: 9	R: 0 E: 0 K: 0 S: 3	H: 0 LOB: 0 BB: 0 P: 3	R: 0 E: 0 K: 1 S: 6	H: 1 LOB: 1 BB: 0 P: 6	R: 0 E: 0 K: 0 S: 3	H: 0 LOB: 0 BB: 0 P: 3	R: 0 E: 0 K: 0 S: 3	H: 0 LOB: 0 BB: 0 P: 3	R: 0 E: 0 K: 0 S: 3	H: 0 LOB: 0 BB: 0 P: 3	R: 0 E: 0 K: 1 S: 6	H: 1 LOB: 1 BB: 0 P: 6	R: 0 E: 0 K: 0 S: 3	H: 0 LOB: 0 BB: 0 P: 3	1B: 3 2B: 1 3B: 0 HR: 0	SF: 0 SAC: 0 DP: 0 HBP: 0	WP: 0 PB: 0 SB: 0 CS: 1	PA: 31	
PITCHER	IP WLS BF H R ER SO BB IBB HBP BLK WP HR S P ERA WHIP																				
52 Carlos Silva, R ERA: 10.9	6.0 W 21	H 3 R 1 ER 1 SO 3	BB 0 IBB 0 HBP 0 BLK 0	WP 0 HR 0 S 27 P 27	ERA 1.50 WHIP 0.500																
27 Casey Coleman, R ERA: 5.63	1.0 H 3	H 0 R 0 ER 0 SO 0	BB 0 IBB 0 HBP 0 BLK 0	WP 0 HR 0 S 3 P 3	ERA 0.00 WHIP 0.000																
62 Marcos Mateo, R ERA: 1.5	1.0 H 3	H 1 R 0 ER 0 SO 1	BB 0 IBB 0 HBP 0 BLK 0	WP 0 HR 0 S 6 P 6	ERA 0.00 WHIP 1.000																
34 Kerry Wood, R ERA: 3.86	1.0 S 3	H 0 R 0 ER 0 SO 0	BB 0 IBB 0 HBP 0 BLK 0	WP 0 HR 0 S 3 P 3	ERA 0.00 WHIP 0.000																

Batter	1	2	3	4	5	6	7	8	9	AB	R	H	RBI	BB	SO	LOB	BOTTOM				
5 Reed Johnson, R OBP: 0.286, SLG: 0.333										4	2	2	0	0	1	0	<p>Oakland Athletics @ Chicago Cubs Hohokam Park, Mesa, AZ Wed Mar 23 2011, 4:08 PM - 6:17 PM EDT Att: 9,061 - Sunny - 67 F</p> <p>AB 27 R 3 H 5 RBI 3 BB 5 SO 8 LOB 15</p>				
13 Starlin Castro, R OBP: 0.392, SLG: 0.673										2	1	0	0	1	1	0					
58 Matt Camp, L OBP: 0.273, SLG: 0.200										0	0	0	0	0	0	0					
28 Jeff Baker, R OBP: 0.408, SLG: 0.489										3	0	0	0	0	1	2					
27 Casey Coleman, L OBP: 0.392, SLG: 0.673										0	0	0	0	0	0	0					
62 Marcos Mateo, R OBP: 0.392, SLG: 0.673										0	0	0	0	0	0	0					
9 Blake DeWitt, L OBP: 0.180, SLG: 0.250										2	0	1	0	1	0	2					
16 Aramis Ramirez, R OBP: 0.364, SLG: 0.375										0	0	0	0	1	0	0					
30 Scott Moore, L OBP: 0.405, SLG: 0.658										0	0	0	0	1	0	0					
18 Geovany Soto, R OBP: 0.347, SLG: 0.372										3	0	1	1	0	0	2					
53 Wellington Castillo, R OBP: 0.714, SLG: 0.889										0	0	0	0	1	0	0					
12 Alfonso Soriano, R OBP: 0.250, SLG: 0.426										3	0	1	2	0	2	1					
34 Kerry Wood, R OBP: 0.237, SLG: 0.147										0	0	0	0	0	0	0					
21 Tyler Colvin, L OBP: 0.310, SLG: 0.444										3	0	0	0	1	2	5					
3 Fernando Perez, R OBP: 0.237, SLG: 0.147										3	0	0	0	0	0	1					
52 Carlos Silva, R OBP: 0.237, SLG: 0.147										2	0	0	0	0	1	1					
19 Bobby Seales, S OBP: 0.500, SLG: 0.542										1	0	0	0	0	0	0					
Inning Stats	R: 2 E: 0 K: 2 S: 10	H: 3 LOB: 2 BB: 1 P: 15	R: 0 E: 0 K: 2 S: 7	H: 0 LOB: 0 BB: 0 P: 7	R: 0 E: 0 K: 1 S: 5	H: 0 LOB: 1 BB: 1 P: 9	R: 0 E: 0 K: 1 S: 5	H: 0 LOB: 1 BB: 0 P: 5	R: 0 E: 0 K: 1 S: 5	H: 1 LOB: 1 BB: 0 P: 5	R: 0 E: 0 K: 0 S: 3	H: 0 LOB: 0 BB: 0 P: 3	R: 1 E: 0 K: 1 S: 6	H: 1 LOB: 3 BB: 2 P: 15	R: 0 E: 0 K: 0 S: 6	H: 0 LOB: 0 BB: 0 P: 3	1B: 5 2B: 0 3B: 0 HR: 0	SF: 0 SAC: 1 DP: 1 HBP: 1	WP: 1 PB: 0 SB: 0 CS: 0	PA: 34	
PITCHER	IP WLS BF H R ER SO BB IBB HBP BLK WP HR S P ERA WHIP																				
47 Gio González, L ERA: 2.14	5.2 L 23	H 4 R 2 ER 2 SO 6	BB 3 IBB 0 HBP 0 BLK 0	WP 1 HR 0 S 32 P 45	ERA 3.18 WHIP 1.235																
50 Grant Balfour, R ERA: 9.82	0.1	H 0 R 0 ER 0 SO 1	BB 0 IBB 0 HBP 0 BLK 0	WP 0 HR 0 S 3 P 3	ERA 0.00 WHIP 0.000																
54 Vinnie Chulk, R ERA: 10.13	1.0	H 3 R 0 ER 0 SO 0	BB 0 IBB 0 HBP 0 BLK 0	WP 0 HR 0 S 3 P 3	ERA 0.00 WHIP 0.000																
31 Brad Ziegler, R ERA: 2.08	1.0	H 7 R 1 ER 1 SO 1	BB 1 IBB 1 HBP 0 BLK 0	WP 0 HR 0 S 6 P 15	ERA 9.00 WHIP 2.000																

Batter	1	2	3	4	5	6	7	8	9	AB	R	H	RBI	BB	SO	LOB	TOP					
1 Juan Pierre, L OBP: 0.377, SLG: 0.396 18 Brent Lillibridge, R OBP: 0.250, SLG: 0.341	L6		G6-4-3 1B		K	L6		L8		3	0	1	0	0	1	1	Chicago White Sox @ Chicago Cubs Hohokam Park, Mesa, AZ Thu Mar 24 2011, 5:10 PM - 8:06 PM EDT Att: 13,282 - Sunny - 73 F					
11 Omar Vizquel, S OBP: 0.394, SLG: 0.561	F8		G6-4-3 1B		HR	L6		2B		5	1	2	2	0	0	4						
44 Adam Dunn, L OBP: 0.288, SLG: 0.328	K		K		K		G6-3	G6-3		5	0	0	0	0	3	2						
14 Paul Konerko, R OBP: 0.323, SLG: 0.500 86 Drew Garcia, S OBP: 0.296, SLG: 0.429		F8		G6-4-3 20 1B 51 1B BB	1B		51 FC4-6 BB	55 2B 88 G5-3 1B		3	1	2	0	2	0	0						
51 Alex Rios, R OBP: 0.351, SLG: 0.654		12 F8 20 1B BB		20 G6-4-3 1B	L4		FC4-6	K		4	0	1	0	1	1	3						
20 Carlos Quentin, R OBP: 0.394, SLG: 0.642 88 José Martínez, R OBP: 0.250, SLG: 0.500			G6-4-3		G6-4-3		P5	G5-3		4	1	2	0	0	0	3						
12 A.J. Pierzynski, L OBP: 0.267, SLG: 0.500 55 Donny Lucy, R OBP: 0.267, SLG: 0.500	F8		10 FC6-4 1B		F8		10 1B 18 1B 2B	2B		3	0	1	1	0	0	3						
10 Alexei Ramirez, R OBP: 0.344, SLG: 0.632	FC6-4		1B		P4		18 1B 1B	HR		5	1	2	1	0	1	5						
22 Brent Morel, R OBP: 0.317, SLG: 0.339			11 G6-4-3 1B		11 HR 1B		P3	K		4	1	2	0	0	1	2						
Inning Stats	R: 0 E: 0 K: 1 S: 5	H: 0 LOB: 0 BB: 0 P: 5	R: 0 E: 0 K: 0 S: 4	H: 1 LOB: 2 BB: 1 P: 8	R: 0 E: 0 K: 1 S: 6	H: 2 LOB: 1 BB: 0 P: 6	R: 1 E: 0 K: 0 S: 4	H: 2 LOB: 1 BB: 1 P: 8	R: 2 E: 0 K: 2 S: 11	H: 3 LOB: 2 BB: 0 P: 11	R: 1 E: 0 K: 0 S: 6	H: 3 LOB: 2 BB: 0 P: 6	R: 0 E: 0 K: 0 S: 3	H: 0 LOB: 1 BB: 1 P: 7	R: 2 E: 0 K: 1 S: 8	H: 3 LOB: 1 BB: 0 P: 9		R: 1 E: 0 K: 2 S: 9	H: 2 LOB: 2 BB: 0 P: 9	1B: 10 2B: 3 3B: 0 HR: 3	SF: 0 SAC: 0 DP: 2 HBP: 0	WP: 0 PB: 0 SB: 1 CS: 0
PITCHER	IP WLS BF H R ER SO BB IBB HBP BLK WP HR S P ERA WHIP																					
17 Matt Garza, R ERA: 8.68	5.0 W 23 8 3 3 4 2 0 0 0 0 1 30 38 5.40 2.000																					
41 Braden Looper, R ERA: 9.95	2.0 10 3 1 1 0 1 0 0 0 0 0 9 13 4.50 2.000																					
40 James Russell, L ERA: 8.68	1.0 6 3 2 2 1 0 0 0 0 0 2 8 9 18.00 3.000																					
49 Carlos Marmol, R ERA: 2.25	1.0 S 5 2 1 1 2 0 0 0 0 0 0 9 9 9.00 2.000																					
Batter	1	2	3	4	5	6	7	8	9	AB	R	H	RBI	BB	SO	LOB	BOTTOM					
1 Kosuke Fukudome, L OBP: 0.357, SLG: 0.209	13 2B 24 SF9 BB	SF8			G6-3	K		5 FC6-4 BB		2	1	0	1	2	1	0	Chicago White Sox @ Chicago Cubs Hohokam Park, Mesa, AZ Thu Mar 24 2011, 5:10 PM - 8:06 PM EDT Att: 13,282 - Sunny - 73 F					
13 Starlin Castro, R OBP: 0.393, SLG: 0.660	24 SF9 16 2B	G1-3			24 WP 1B BB	F7		K		4	2	1	0	1	1	4						
24 Marlon Byrd, R OBP: 0.509, SLG: 0.612 5 Reed Johnson, R OBP: 0.278, SLG: 0.325	SF9		G6-3		12 1B 1B	K		FC6-4		3	1	1	2	0	1	0						
16 Aramis Ramirez, R OBP: 0.383, SLG: 0.405 88 Ryan Flaherty, L	2B		P5		12 1B 15 3B BB	G3				2	1	1	1	1	0	0						
22 Carlos Pena, L OBP: 0.352, SLG: 0.391	K		K		K	F8				4	0	0	0	0	3	3						
12 Alfonso Soriano, R OBP: 0.269, SLG: 0.490 40 James Russell, L OBP: 1.000, SLG: 1.000 49 Carlos Marmol, R	K		HR		15 3B 1B	K				4	2	2	2	0	2	1						
15 Darwin Barney, R OBP: 0.413, SLG: 0.488		17 G4-3 55 BB 1 SF8 1B		F9	1H 2H 3B	G4-3				4	1	2	2	0	0	0						
55 Kevie Hill, S OBP: 0.129, SLG: 0.071 53 Wellington Castillo, R OBP: 0.277, SLG: 0.889		17 G4-3 BB		F8	97 FC6 BB	1 BB 21 1B BB				1	0	0	0	2	0	0						
17 Matt Garza, R OBP: 0.200, SLG: 0.200 97 Marwin Gonzalez, S, PH		G4-3		K	FC6	1 BB 1B				2	0	0	0	0	1	2						
41 Braden Looper, R OBP: 0.667, SLG: 1.500 21 Tyler Colvin, L OBP: 0.322, SLG: 0.455		1B		K	1B					1	0	0	0	0	0	0						
Inning Stats	R: 2 E: 0 K: 2 S: 9	H: 2 LOB: 1 BB: 1 P: 13	R: 1 E: 0 K: 0 S: 4	H: 1 LOB: 1 BB: 1 P: 8	R: 0 E: 0 K: 1 S: 5	H: 0 LOB: 0 BB: 0 P: 5	R: 1 E: 0 K: 1 S: 8	H: 1 LOB: 0 BB: 0 P: 11	R: 4 E: 0 K: 1 S: 9	H: 3 LOB: 2 BB: 3 P: 21	R: 0 E: 0 K: 2 S: 7	H: 0 LOB: 0 BB: 0 P: 7	R: 0 E: 0 K: 1 S: 5	H: 0 LOB: 0 BB: 0 P: 5	R: 0 E: 0 K: 1 S: 6	H: 1 LOB: 3 BB: 2 P: 14	1B: 4 2B: 2 3B: 1 HR: 1	SF: 2 SAC: 0 DP: 0 HBP: 0	WP: 1 PB: 0 SB: 0 CS: 0	PA: 39		
PITCHER	IP WLS BF H R ER SO BB IBB HBP BLK WP HR S P ERA WHIP																					
41 Philip Humber, R ERA: 5.87	4.1 L 22 5 2 1 1 1 1 0 0 0 0 0 6 10 13.50 4.500																					
77 Will Ohman, L ERA: 3.86	0.2 5 2 1 1 1 1 0 0 0 0 0 0 6 10 13.50 4.500																					
49 Chris Sale, L ERA: 5.23	1.0 3 0 0 0 2 0 0 0 0 0 0 7 7 0.00 0.000																					
46 Sergio Santos, R ERA	1.0 3 0 0 0 1 0 0 0 0 0 0 5 5 0.00 0.000																					
40 Brian Bruney, R ERA: 3.38	1.0 6 1 0 0 1 2 0 0 0 0 0 6 14 0.00 3.000																					
UBS																						

Batter	1	2	3	4	5	6	7	8	9	AB	R	H	RBI	BB	SO	LOB	TOP										
2 Jack Wilson, R OBP: 0.442, SLG: 0.526	4-0 G4-3 26 29 1B BB		0-0 L5		0-0 L4		0-3 K			3	1	0	0	1	1	0											
26 Brendan Ryan, R OBP: 0.286, SLG: 0.395	1-0 G4-3		0-0 G6-3		0-0 G4-3 29 1B			4-0 BB		3	0	1	0	1	0	1											
29 Jack Cust, L OBP: 0.276, SLG: 0.463	0-0 17 2B 1B		0-0 F8		1-3 K			0-3 K		4	1	1	1	0	2	2											
17 Justin Smoak, S OBP: 0.320, SLG: 0.357	0-0 1-H 2B		0-0 10 1B 2B		0-3 K		0-3 K	0-0 L7		4	1	2	1	0	1	1											
12 Ryan Langerhans, L OBP: 0.370, SLG: 0.628	0-3 K		0-3 K		0-3 K		0-3 K	0-0 G5-3		3	0	0	0	0	3	2											
99 Denny Almonte, S OBP: 0.298, SLG: 0.279	0-3 K		0-0 G4-3		4-0 BB			0-3 K		2	0	0	0	1	1	2											
1 Luis Antonio Rodriguez, S OBP: 0.288, SLG: 0.279	0-3 K		0-0 G6-3		0-0 P6			0-3 K		4	0	1	1	0	1	1											
91 Kyle Seager, L OBP: 0.393, SLG: 0.348	4-0 44 CS BB		0-0 G1-3		0-0 F8			0-0 G5-3		3	0	0	0	1	0	1											
44 Mike Wilson, R OBP: 0.333, SLG: 0.393	0-3 K		0-3 K		0-3 K			0-0 G5-3		3	0	0	0	0	2	1											
Inning Stats	R: 2 E: 0 K: 2 S: 9	H: 2 LOB: 1 BB: 1 P: 14	R: 0 E: 0 K: 1 S: 4	H: 0 LOB: 1 BB: 1 P: 8	R: 0 E: 0 K: 1 S: 3	H: 0 LOB: 0 BB: 0 P: 3	R: 1 E: 0 K: 1 S: 7	H: 2 LOB: 1 BB: 0 P: 7	R: 0 E: 0 K: 2 S: 8	H: 0 LOB: 1 BB: 1 P: 11	R: 0 E: 0 K: 1 S: 5	H: 0 LOB: 0 BB: 0 P: 5	R: 0 E: 0 K: 1 S: 5	H: 0 LOB: 1 BB: 1 P: 9	R: 0 E: 0 K: 2 S: 7	H: 0 LOB: 0 BB: 0 P: 7	1B: 3 2B: 3 3B: 0 HR: 0	SF: 0 SAC: 0 DP: 1 HBP: 0	WP: 1 PB: 0 SB: 1 CS: 1	PA: 35							
PITCHER	IP	WLS	BF	H	R	ER	SO	BB	IBB	HBP	BLK	WP	HR	S	P	ERA	WHIP										
36 Randy Wells, R ERA: 2.1	5.2		24	5	3	3	8	3	0	0	0	1	0	37	51	4.76	1.412										
29 Jeff Samardzija, R ERA: 6.0	0.1	1	0	0	0	0	0	0	0	0	0	0	0	1	1	0.00	0.000										
45 Sean Marshall, L ERA: 5.19	1.0	W	3	0	0	0	1	0	0	0	0	0	0	5	5	0.00	0.000										
43 John Grabow, L ERA: 3.6	1.0	H	4	0	0	0	1	1	0	0	0	0	0	5	9	0.00	1.000										
62 Marcos Mateo, R ERA: 1.29	1.0	S	3	0	0	0	2	0	0	0	0	0	0	7	7	0.00	0.000										

Seattle Mariners @ Chicago Cubs
Hohokam Park, Mesa, AZ
Fri Mar 25 2011, 4:07 PM - 6:43 PM EDT
Att: 11,187 - Sunny - 70 F

AB 31
R 3
H 5
RBI 3
BB 4
SO 12
LOB 12



Batter	1	2	3	4	5	6	7	8	9	AB	R	H	RBI	BB	SO	LOB	BOTTOM										
28 Jeff Baker, R OBP: 0.392, SLG: 0.468	0-0 G4-3		0-3 K		2-1 HR		0-0 13 2B 1B			2	0	0	0	0	1	0											
9 Blake DeWitt, L OBP: 0.212, SLG: 0.340	0-0 F9		0-0 G5-3		0-0 F9		0-0 5 CS 2B			4	0	1	3	0	0	0											
13 Starlin Castro, R OBP: 0.383, SLG: 0.649	0-0 F9		0-0 L5		0-0 G5-3		0-0 5 CS 2B HBP			3	1	1	0	0	0	0											
55 Koyie Hill, S OBP: 0.129, SLG: 0.071	0-0 1B		0-0 G5-3		0-0 G5-3		0-0 5 CS 2B			0	0	0	0	0	0	0											
24 Marlon Byrd, R OBP: 0.508, SLG: 0.596	0-0 F9		0-0 G4-3		0-0 G5-3		0-0 2B			3	1	1	0	0	0	0											
43 John Grabow, L OBP: 0.380, SLG: 0.422	0-0 F9		0-0 G4-3		0-0 G5-3		0-0 2B			1	0	0	0	2	0	1											
62 Marcos Mateo, R OBP: 0.295, SLG: 0.396	0-0 F9		0-0 G4-3		0-0 G5-3		0-0 2B			1	0	1	1	0	0	0											
16 Aramis Ramirez, R OBP: 0.365, SLG: 0.364	4-0 21 1B BB		0-0 G4-3		0-0 G5-3		0-0 BB			0	0	0	0	1	0	0											
5 Reed Johnson, R OBP: 0.413, SLG: 0.488	0-3 K		0-0 G3		0-3 K		0-0 F9			4	0	0	1	0	2	4											
18 Geovany Soto, R OBP: 0.351, SLG: 0.205	0-3 K		0-3 K		0-0 P6		0-0 G4-3			3	0	0	0	0	2	1											
1 Kosuke Fukudome, L OBP: 0.351, SLG: 0.205	0-0 K		0-0 K		0-0 G4-3		0-0 G4-3			1	0	0	0	0	0	0											
21 Tyler Colvin, L OBP: 0.333, SLG: 0.448	0-0 36 FC6-4 1B		0-0 G3-1		0-0 G3-1		4-0 61 2B 13 2B BB			3	1	1	0	1	0	0											
36 Randy Wells, R ERA: 1.8	0-0 FC6-4		0-3 K		0-3 K		0-0 13 2B BB			2	0	0	0	0	1	2											
29 Jeff Samardzija, R ERA: 3.0	0-0 F9		0-0 P6		0-0 G4-3		0-0 P3			0	0	0	0	0	0	0											
45 Sean Marshall, L ERA: 10.8	0-0 F9		0-0 P6		0-0 G4-3		0-0 P3			0	0	0	0	0	0	0											
61 Josh Vitters, R OBP: 0.310, SLG: 0.407	1-2 1B		0-0 G3-1		0-0 G3-1		0-0 13 2B BB			2	1	1	0	0	0	0											
Inning Stats	R: 0 E: 0 K: 0 S: 4	H: 1 LOB: 0 BB: 0 P: 4	R: 0 E: 0 K: 2 S: 8	H: 1 LOB: 2 BB: 1 P: 12	R: 0 E: 0 K: 1 S: 5	H: 0 LOB: 0 BB: 0 P: 5	R: 1 E: 0 K: 1 S: 6	H: 1 LOB: 0 BB: 0 P: 6	R: 1 E: 0 K: 1 S: 7	H: 1 LOB: 0 BB: 0 P: 9	R: 0 E: 0 K: 1 S: 5	H: 0 LOB: 1 BB: 1 P: 9	R: 4 E: 0 K: 0 S: 6	H: 4 LOB: 2 BB: 2 P: 15	R: 0 E: 0 K: 0 S: 3	H: 0 LOB: 0 BB: 0 P: 3	1B: 3 2B: 4 3B: 0 HR: 1	SF: 0 SAC: 0 DP: 0 HBP: 1	WP: 0 PB: 0 SB: 0 CS: 2	PA: 36							
PITCHER	IP	WLS	BF	H	R	ER	SO	BB	IBB	HBP	BLK	WP	HR	S	P	ERA	WHIP										
32 Aaron Laffey, L ERA: 1.8	4.0		16	3	1	1	4	1	0	0	0	0	1	23	27	4.50	1.000										
54 Tom Wilhelmson, R ERA: 3.0	2.0	H	8	1	1	1	2	1	0	0	0	0	0	12	18	4.50	1.000										
37 Cesar Jimenez, L ERA: 10.8	0.2	L	8	4	4	4	0	2	0	1	0	0	0	5	14	54.00	9.000										
99 Steven Richard, R ERA: 4.5	0.1	1	0	0	0	0	0	0	0	0	0	0	0	1	1	0.00	0.000										
46 Chris Ray, R ERA: 4.5	1.0	3	0	0	0	0	0	0	0	0	0	0	0	3	3	0.00	0.000										

Seattle Mariners @ Chicago Cubs
Hohokam Park, Mesa, AZ
Fri Mar 25 2011, 4:07 PM - 6:43 PM EDT
Att: 11,187 - Sunny - 70 F

AB 31
R 6
H 8
RBI 6
BB 4
SO 6
LOB 9



Batter	1	2	3	4	5	6	7	8	9	AB	R	H	RBI	BB	SO	LOB	TOP		
24 Dexter Fowler, S OBP: 0.347, SLG: 0.349 91 Delta Cleary Jr., S OBP: 0.353, SLG: 0.400	G3-1		G1-3		K		SF8		G4-3	3	0	1	0	0	1	0	Colorado Rockies @ Chicago Cubs Hohokam Park, Mesa, AZ Sun Mar 27 2011, 4:08 PM - 6:37 PM EDT Att: 11,318 - Sunny - 68 F		
18 Jonathan Herrera, S OBP: 0.415, SLG: 0.569 54 Eric Stults, L OBP: 0.375, SLG: 0.449 73 Billy Buckner, R	F9		G1-3		G6-3		1B		K	4	0	1	1	0	0	1			
5 Carlos González, L OBP: 0.392, SLG: 0.451 Jason Botts, S OBP: 0.500, SLG: 0.500	K		G4-3		F7		1B		K	3	0	0	0	0	1	1			
23 Jason Giambi, L OBP: 0.417, SLG: 0.645 Mike Paulk, L OBP: 0.500, SLG: 0.500					P4		G4-3			2	1	1	0	0	0	0			
7 Seth Smith, L OBP: 0.375, SLG: 0.449 93 Eric Duncan, L							F8			3	1	1	0	0	0	1			
9 Ian Stewart, L OBP: 0.266, SLG: 0.227 Matt Daley, R							L3			2	1	0	0	1	0	1			
92 Radames Nazario, R OBP: 0.500, SLG: 0.667										1	0	1	0	0	0	0			
26 Jose Morales, S OBP: 0.375, SLG: 0.652 87 Scott Beerer, R										2	0	2	3	0	0	0			
49 Tug Hulett, L OBP: 0.600, SLG: 0.667										2	1	1	0	2	0	0			
59 Clayton Mortensen, R OBP: 0.318, SLG: 0.381										2	0	0	0	0	1	2			
Inning Stats	R: 0 E: 0 K: 1 S: 5	H: 0 LOB: 0 BB: 0 P: 5	R: 2 E: 0 K: 0 S: 4	H: 2 LOB: 0 BB: 1 P: 8	R: 0 E: 0 K: 1 S: 6	H: 1 LOB: 1 BB: 0 P: 6	R: 1 E: 0 K: 0 S: 5	H: 2 LOB: 2 BB: 1 P: 9	R: 0 E: 0 K: 1 S: 3	H: 0 LOB: 0 BB: 0 P: 3	R: 2 E: 0 K: 0 S: 6	H: 4 LOB: 2 BB: 0 P: 6	R: 1 E: 0 K: 2 S: 8	H: 2 LOB: 2 BB: 1 P: 12	R: 0 E: 0 K: 2 S: 7	H: 0 LOB: 0 BB: 0 P: 7	1B: 7 2B: 4 3B: 0 HR: 0	SF: 1 SAC: 0 DP: 0 HBP: 0	WP: 0 PA: 39 PB: 0 SB: 1 CS: 0
PITCHER	IP WLS BF H R ER SO BB IBB HBP BLK WP HR S P ERA WHIP	IP WLS BF H R ER SO BB IBB HBP BLK WP HR S P ERA WHIP	IP WLS BF H R ER SO BB IBB HBP BLK WP HR S P ERA WHIP	IP WLS BF H R ER SO BB IBB HBP BLK WP HR S P ERA WHIP	IP WLS BF H R ER SO BB IBB HBP BLK WP HR S P ERA WHIP	IP WLS BF H R ER SO BB IBB HBP BLK WP HR S P ERA WHIP	IP WLS BF H R ER SO BB IBB HBP BLK WP HR S P ERA WHIP	IP WLS BF H R ER SO BB IBB HBP BLK WP HR S P ERA WHIP	IP WLS BF H R ER SO BB IBB HBP BLK WP HR S P ERA WHIP	IP WLS BF H R ER SO BB IBB HBP BLK WP HR S P ERA WHIP	IP WLS BF H R ER SO BB IBB HBP BLK WP HR S P ERA WHIP	IP WLS BF H R ER SO BB IBB HBP BLK WP HR S P ERA WHIP	IP WLS BF H R ER SO BB IBB HBP BLK WP HR S P ERA WHIP	IP WLS BF H R ER SO BB IBB HBP BLK WP HR S P ERA WHIP	IP WLS BF H R ER SO BB IBB HBP BLK WP HR S P ERA WHIP	IP WLS BF H R ER SO BB IBB HBP BLK WP HR S P ERA WHIP	IP WLS BF H R ER SO BB IBB HBP BLK WP HR S P ERA WHIP	IP WLS BF H R ER SO BB IBB HBP BLK WP HR S P ERA WHIP	
46 Ryan Dempster, R ERA: 2.57 40 James Russell, L ERA: 8.03 43 John Grabow, L ERA: 3.0 49 Carlos Marmol, R ERA: 2.0	4.0 L 18 5 3 3 2 2 0 0 0 0 0 0 20 28 6.75 1.750	3.0 12 4 2 2 1 0 0 0 0 0 0 0 14 14 6.00 1.333	1.0 6 2 1 0 1 1 0 0 0 0 0 0 8 12 0.00 3.000	1.0 3 0 0 0 2 0 0 0 0 0 0 0 7 7 0.00 0.000															

AB	35
R	6
H	11
RBI	5
BB	3
SO	6
LOB	10



Batter	1	2	3	4	5	6	7	8	9	AB	R	H	RBI	BB	SO	LOB	BOTTOM	
59 Brett Jackson, L OBP: 0.345, SLG: 0.462	F8		F8							4	1	2	0	0	0	1	Colorado Rockies @ Chicago Cubs Hohokam Park, Mesa, AZ Sun Mar 27 2011, 4:08 PM - 6:37 PM EDT Att: 11,318 - Sunny - 68 F	
13 Starlin Castro, R OBP: 0.381, SLG: 0.633 58 Matt Camp, L OBP: 0.294, SLG: 0.200	G5-3									3	0	1	0	0	0	0		
21 Tyler Colvin, L OBP: 0.328, SLG: 0.484	F8									4	1	1	4	0	1	2		
16 Aramis Ramirez, R OBP: 0.377, SLG: 0.417 55 Koyie Hill, S OBP: 0.125, SLG: 0.069										3	0	1	0	0	0	0		
18 Geovany Soto, R OBP: 0.390, SLG: 0.431 88 Ryan Flaherty, L										3	0	2	0	0	0	1		
12 Alfonso Soriano, R OBP: 0.241, SLG: 0.439 Ty Wright, R										3	0	0	0	0	0	2		
9 Blake DeWitt, L OBP: 0.203, SLG: 0.316 89 DJ LeMahieu, R OBP: 0.333, SLG: 1.333										1	0	0	0	0	0	1		
6 Bryan LaHair, L OBP: 0.297, SLG: 0.353										4	0	1	0	0	1	2		
46 Ryan Dempster, R ERA: 0.82 40 James Russell, L OBP: 0.290, SLG: 0.200 43 John Grabow, L ERA: 8.14 51 Max Ramirez, R OBP: 0.145, SLG: 0.042 49 Carlos Marmol, R OBP: 0.296, SLG: 0.342										0	0	0	0	0	0	0		
Inning Stats	R: 0 E: 0 K: 0 S: 3	H: 1 LOB: 0 BB: 0 P: 3	R: 0 E: 0 K: 0 S: 3	H: 1 LOB: 0 BB: 0 P: 3	R: 0 E: 0 K: 1 S: 5	H: 0 LOB: 0 BB: 0 P: 5	R: 0 E: 0 K: 0 S: 4	H: 2 LOB: 1 BB: 0 P: 4	R: 0 E: 0 K: 0 S: 4	H: 1 LOB: 1 BB: 0 P: 4	R: 4 E: 0 K: 2 S: 9	H: 2 LOB: 2 BB: 2 P: 17	R: 0 E: 0 K: 1 S: 5	H: 0 LOB: 1 BB: 1 P: 9	1B: 6 2B: 1 3B: 0 HR: 1	SF: 0 SAC: 1 DP: 2 HBP: 0		WP: 0 PA: 36 PB: 0 SB: 0 CS: 0
PITCHER	IP WLS BF H R ER SO BB IBB HBP BLK WP HR S P ERA WHIP	IP WLS BF H R ER SO BB IBB HBP BLK WP HR S P ERA WHIP	IP WLS BF H R ER SO BB IBB HBP BLK WP HR S P ERA WHIP	IP WLS BF H R ER SO BB IBB HBP BLK WP HR S P ERA WHIP	IP WLS BF H R ER SO BB IBB HBP BLK WP HR S P ERA WHIP	IP WLS BF H R ER SO BB IBB HBP BLK WP HR S P ERA WHIP	IP WLS BF H R ER SO BB IBB HBP BLK WP HR S P ERA WHIP	IP WLS BF H R ER SO BB IBB HBP BLK WP HR S P ERA WHIP	IP WLS BF H R ER SO BB IBB HBP BLK WP HR S P ERA WHIP	IP WLS BF H R ER SO BB IBB HBP BLK WP HR S P ERA WHIP	IP WLS BF H R ER SO BB IBB HBP BLK WP HR S P ERA WHIP	IP WLS BF H R ER SO BB IBB HBP BLK WP HR S P ERA WHIP	IP WLS BF H R ER SO BB IBB HBP BLK WP HR S P ERA WHIP	IP WLS BF H R ER SO BB IBB HBP BLK WP HR S P ERA WHIP	IP WLS BF H R ER SO BB IBB HBP BLK WP HR S P ERA WHIP	IP WLS BF H R ER SO BB IBB HBP BLK WP HR S P ERA WHIP	IP WLS BF H R ER SO BB IBB HBP BLK WP HR S P ERA WHIP	
59 Clayton Mortensen, R ERA: 0.82 Matt Daley, R ERA: 8.14 54 Eric Stults, L ERA: 5.14 73 Billy Buckner, R ERA: 8.1	5.0 W 17 3 0 0 0 0 0 0 0 0 0 4 4 0.00 2.000	1.0 H 4 2 0 0 0 0 0 0 0 0 0 4 4 0.00 1.000	1.0 4 1 0 0 0 0 0 0 0 0 0 0 4 4 0.00 1.000	2.0 11 2 4 4 3 3 0 0 0 0 0 1 14 26 18.00 2.500														



Batter	1	2	3	4	5	6	7	8	9	AB	R	H	RBI	BB	SO	LOB	TOP								
1 Kosuke Fukudome, L (1, 9) OBP: 0.338, SLG: 0.196 62 Marcos Mateo, R (8, 1)	G4-3		F7			K		G4-3		4	0	0	0	0	1	0									
13 Starlin Castro, R (1, 6) OBP: 0.373, SLG: 0.609	L4					G6-3			F9	4	0	1	0	0	0	0									
24 Marlon Byrd, R (1, 8) OBP: 0.477, SLG: 0.586 43 John Grabow, L (7, 1) 21 Tyler Colvin, L (8, 9) OBP: 0.338, SLG: 0.484	G5-3					K		F9	HBP	3	0	0	0	0	1	1									
16 Aramis Ramirez, R (1, 5) OBP: 0.404, SLG: 0.431		P3				K			HBP	3	1	2	0	1	0	0									
22 Carlos Pena, L (1, 3) OBP: 0.333, SLG: 0.421 63 James Adduci, L (9, PR) OBP: 0.333, SLG: 0.250						K			BB	4	1	2	2	0	0	3									
12 Alfonso Soriano, R (1, 7) OBP: 0.242, SLG: 0.426						G4-6-3		FC3-5		0	0	0	0	0	0	0									
15 Darwin Barney, R (1, 4) OBP: 0.400, SLG: 0.440						G4-3			2B	4	0	1	0	0	1	1									
55 Koyie Hill, S (1, 2) OBP: 0.139, SLG: 0.063						G3			BB	3	0	0	0	1	0	2									
38 Carlos Zambrano, S (1, 1) OBP: 0.167, SLG: 0.333 93 Michael Burgess, L (6, PH) 60 Chris Carpenter, R (6, 1) 5 Reed Johnson, R (7, 8) OBP: 0.275, SLG: 0.362						G3			HBP	3	0	0	0	0	2	0									
						K				1	0	0	0	0	1	0									
						K				1	0	0	0	0	1	0									
						K				0	0	0	0	0	0	0									
						K				2	0	0	0	0	1	3									
Inning Stats	R: 0 E: 0 K: 0 S: 3	H: 0 LOB: 0 BB: 4 P: 4	R: 1 E: 0 K: 0 S: 4	H: 1 LOB: 0 BB: 4 P: 4	R: 0 E: 0 K: 1 S: 5	H: 0 LOB: 0 BB: 5 P: 5	R: 0 E: 0 K: 1 S: 6	H: 2 LOB: 1 BB: 0 P: 6	R: 0 E: 0 K: 1 S: 5	H: 0 LOB: 0 BB: 0 P: 5	R: 0 E: 0 K: 2 S: 7	H: 0 LOB: 2 BB: 0 P: 7	R: 0 E: 0 K: 0 S: 5	H: 2 LOB: 2 BB: 0 P: 5	R: 0 E: 0 K: 1 S: 5	H: 0 LOB: 0 BB: 5 P: 5	R: 2 E: 0 K: 2 S: 8	H: 1 LOB: 3 BB: 2 P: 19	1B: 4 2B: 1 3B: 0 HR: 1	SF: 0 SAC: 0 DP: 1 HBP: 2	WP: 1 PB: 0 SB: 0 CS: 0	PA: 36			
PITCHER	IP	WLS	BF	H	R	ER	SO	BB	IBB	HBP	BLK	WP	HR	S	P	ERA	WHIP								
59 Carlos Carrasco, R (1, 1) ERA: 5.96	6.0	W	20	3	1	1	5	0	0	0	0	0	1	30	31	1.50	0.500								
39 Justin Germano, R (7, 1) ERA:	1.0	H	5	2	0	0	0	0	0	0	0	0	0	5	5	0.00	2.000								
56 Frank Herrmann, R (8, 1) ERA: 1.69	1.0	H	3	0	0	0	1	0	0	0	0	0	0	5	5	0.00	0.000								
54 Chris Perez, R (9, 1) ERA: 3.0	0.2	H	6	1	2	2	1	2	0	1	0	1	0	5	15	27.00	4.500								
52 Vinnie Pestano, R (9, 1) ERA: 1.13	0.1	S	2	0	0	0	1	0	0	1	0	0	0	3	4	0.00	0.000								

Chicago Cubs @ Cleveland Indians
Goodyear Ballpark, Goodyear, AZ
Mon Mar 28 2011, 4:07 PM - 6:34 PM EDT
Att: 4,456 - Sunny - 73 F

AB 32
R 3
H 6
RBI 2
BB 2
SO 8
LOB 10





Batter	1	2	3	4	5	6	7	8	9	AB	R	H	RBI	BB	SO	LOB	BOTTOM								
24 Grady Sizemore, L (1, 10) OBP: 0.250, SLG: 0.200	G3-1					FC6-4		G4-3		3	1	0	0	2	0	2									
13 Adrián Beltrán, S (1, 6) OBP: 0.448, SLG: 0.635 90 Kyle Bellows, R (8, 5)	K					K				4	1	1	0	0	2	3									
28 Travis Buck, L (1, 9) OBP: 0.475, SLG: 0.717	P6					K				0	0	0	0	0	0	0									
41 Carlos Santana, S (1, 2) OBP: 0.397, SLG: 0.560						K				1	1	1	1	3	0	0									
26 Austin Kearns, R (1, 7) OBP: 0.392, SLG: 0.455						K				4	0	1	1	0	0	6									
20 Orlando Cabrera, R (1, 4) OBP: 0.306, SLG: 0.400						K				4	0	1	1	0	0	5									
7 Matt LaPorta, R (1, 3) OBP: 0.448, SLG: 0.375 35 Jordan Brown, L (8, 3) OBP: 0.276, SLG: 0.333						K				2	0	1	1	0	0	2									
9 Jack Hannahan, L (1, 5) OBP: 0.448, SLG: 0.460 8 Adam Everett, R (6, PH) ERA: 1.93 OBP: 0.408, SLG: 0.293						K				1	0	0	0	0	1	0									
23 Michael Brantley, L (1, 8) OBP: 0.300, SLG: 0.351 90 Bo Greenwell, L (8, PH) OBP: 0.500, SLG: 0.500						K				2	0	0	0	0	0	3									
						K				2	0	0	0	0	1	1									
						K				2	0	0	0	0	1	1									
						K				3	0	0	0	0	0	1									
						K				1	0	1	0	0	0	0									
Inning Stats	R: 0 E: 0 K: 1 S: 5	H: 0 LOB: 0 BB: 0 P: 5	R: 1 E: 0 K: 0 S: 5	H: 2 LOB: 1 BB: 0 P: 5	R: 0 E: 0 K: 1 S: 4	H: 0 LOB: 1 BB: 1 P: 8	R: 1 E: 0 K: 0 S: 4	H: 1 LOB: 2 BB: 2 P: 12	R: 2 E: 1 K: 0 S: 5	H: 1 LOB: 2 BB: 2 P: 13	R: 0 E: 0 K: 1 S: 6	H: 1 LOB: 2 BB: 1 P: 11	R: 0 E: 0 K: 0 S: 2	H: 0 LOB: 1 BB: 1 P: 7	R: 0 E: 0 K: 1 S: 6	H: 1 LOB: 1 BB: 0 P: 6	1B: 5 2B: 2 3B: 0 HR: 0	SF: 1 SAC: 0 DP: 2 HBP: 1	WP: 1 PB: 0 SB: 1 CS: 1	PA: 37					
PITCHER	IP	WLS	BF	H	R	ER	SO	BB	IBB	HBP	BLK	WP	HR	S	P	ERA	WHIP								
38 Carlos Zambrano, R (1, 1) ERA: 3.97	5.0	L	24	4	4	2	2	5	0	0	0	0	0	23	43	3.60	1.800								
60 Chris Carpenter, R (6, 1) ERA: 1.93	1.0		5	1	0	0	1	1	0	0	0	0	0	6	11	0.00	2.000								
43 John Grabow, L (7, 1) ERA: 2.57	1.0		4	0	0	0	0	1	0	1	0	0	0	2	7	0.00	1.000								
62 Marcos Mateo, R (8, 1) ERA: 1.13	1.0		4	1	0	0	1	0	0	0	0	0	0	6	6	0.00	1.000								

Chicago Cubs @ Cleveland Indians
Goodyear Ballpark, Goodyear, AZ
Mon Mar 28 2011, 4:07 PM - 6:34 PM EDT
Att: 4,456 - Sunny - 73 F

AB 28
R 4
H 6
RBI 4
BB 7
SO 4
LOB 23



Batter	1	2	3	4	5	6	7	8	9	AB R H RBI BB SO LOB	TOP																								
												<p style="text-align: center;">Chicago Cubs @ Chicago Cubs Hohokam Park, Mesa, AZ Wed Mar 30 2011, 2:05 PM EDT</p> <p style="text-align: right;">livebaseballscorecards.com</p> <p>AB 0 R 0 H 0 RBI 0 BB 0 SO 0 LOB 0</p> 																							
Inning Stats											1B: 0 SF: 0 WP: 0 PA: 0 2B: 0 SAC: 0 PB: 0 3B: 0 DP: 0 SB: 0 HR: 0 HBP: 0 CS: 0																								
PITCHER	IP	WLS	BF	H	R	ER	SO	BB	IBB	HBP	BLK	WP	HR	S	P	ERA	WHIP	PITCHER	IP	WLS	BF	H	R	ER	SO	BB	IBB	HBP	BLK	WP	HR	S	P	ERA	WHIP

Batter	1	2	3	4	5	6	7	8	9	AB R H RBI BB SO LOB	BOTTOM																								
												<p style="text-align: center;">Chicago Cubs @ Chicago Cubs Hohokam Park, Mesa, AZ Wed Mar 30 2011, 2:05 PM EDT</p> <p style="text-align: right;">livebaseballscorecards.com</p> <p>AB 0 R 0 H 0 RBI 0 BB 0 SO 0 LOB 0</p> 																							
Inning Stats											1B: 0 SF: 0 WP: 0 PA: 0 2B: 0 SAC: 0 PB: 0 3B: 0 DP: 0 SB: 0 HR: 0 HBP: 0 CS: 0																								
PITCHER	IP	WLS	BF	H	R	ER	SO	BB	IBB	HBP	BLK	WP	HR	S	P	ERA	WHIP	PITCHER	IP	WLS	BF	H	R	ER	SO	BB	IBB	HBP	BLK	WP	HR	S	P	ERA	WHIP

Batter	1	2	3	4	5	6	7	8	9	AB	R	H	RBI	BB	SO	LOB	TOP								
31 Jose Tabata, R OBP: 0.500, SLG: 0.333										2	2	1	0	1	1	1	Pittsburgh Pirates @ Chicago Cubs Wrigley Field, Chicago, IL Sat Apr 02 2011, 12:07 PM - 2:58 PM CDT Att: 35,782 - Partly Cloudy - 46 F								
18 Neil Walker, S OBP: 0.444, SLG: 1.000										4	0	1	1	0	3	3									
22 Andrew McCutchen, R OBP: 0.444, SLG: 0.857										3	0	0	0	1	0	2									
37 Lyle Overbay, L OBP: 0.333, SLG: 0.286										3	0	0	0	1	1	2									
24 Pedro Alvarez, L OBP: 0.125, SLG: 0.125										4	0	1	1	0	1	2									
41 Ryan Doumit, S OBP: 0.250, SLG: 0.143										4	0	0	0	0	1	2									
46 Garrett Jones, L OBP: 0.286, SLG: 0.667										4	1	1	1	0	2	0									
5 Ronny Cedeno, R (1, 6)										3	0	0	0	1	1	0									
28 Paul Maholm, L OBP: 0.333, SLG: 0.333										3	0	1	0	0	0	1									
43 Jose Veras, R (7, 1)										0	0	0	0	0	0	0									
47 Evan Meek, R (8, 1)										0	0	0	0	0	0	0									
30 Chris Resop, R (8, 1)										0	0	0	0	0	0	0									
Inning Stats	R: 1 E: 0 K: 1 S: 15	H: 1 LOB: 2 BB: 2 P: 24	R: 0 E: 0 K: 0 S: 9	H: 0 LOB: 0 BB: 0 P: 13	R: 1 E: 0 K: 1 S: 10	H: 2 LOB: 1 BB: 1 P: 20	R: 0 E: 0 K: 1 S: 6	H: 0 LOB: 0 BB: 0 P: 10	R: 0 E: 0 K: 1 S: 9	H: 1 LOB: 1 BB: 0 P: 13	R: 0 E: 0 K: 0 S: 9	H: 0 LOB: 0 BB: 0 P: 14	R: 1 E: 0 K: 2 S: 14	H: 1 LOB: 1 BB: 1 P: 22	R: 0 E: 0 K: 1 S: 9	H: 0 LOB: 0 BB: 0 P: 16	R: 0 E: 0 K: 3 S: 11	H: 0 LOB: 0 BB: 0 P: 15	1B: 3 2B: 1 3B: 0 HR: 1	SF: 0 SAC: 1 DP: 1 HBP: 0	WP: 0 PB: 0 SB: 0 CS: 0	PA: 35			
PITCHER	IP WLS BF ERA: 4.5	WLS BF ERA: 4.5	H R ER SO BB IBB HBP BLK	H R ER SO BB IBB HBP BLK	H R ER SO BB IBB HBP BLK	H R ER SO BB IBB HBP BLK	H R ER SO BB IBB HBP BLK	H R ER SO BB IBB HBP BLK	H R ER SO BB IBB HBP BLK	H R ER SO BB IBB HBP BLK	H R ER SO BB IBB HBP BLK	H R ER SO BB IBB HBP BLK	H R ER SO BB IBB HBP BLK	H R ER SO BB IBB HBP BLK	H R ER SO BB IBB HBP BLK	H R ER SO BB IBB HBP BLK	H R ER SO BB IBB HBP BLK	H R ER SO BB IBB HBP BLK	H R ER SO BB IBB HBP BLK	WP HR S P ERA WHIP	WP HR S P ERA WHIP	ERA WHIP			
38 Carlos Zambrano, R ERA: 4.5	6.0	25	5	3	3	4	3	0	0	0	0	0	0	0	0	0	0	0	0	0	1	59	95	4.50	1.333
34 Kerry Wood, R ERA:	1.0	4	0	0	0	2	1	0	0	0	0	0	0	0	0	0	0	0	0	0	13	21	0.00	1.000	
45 Sean Marshall, L ERA:	1.0	W	3	0	0	1	0	0	0	0	0	0	0	0	0	0	0	0	0	9	16	0.00	0.000		
49 Carlos Marmol, R ERA:	1.0	S	3	0	0	0	0	0	0	0	0	0	0	0	0	0	0	0	0	11	15	0.00	0.000		

Batter	1	2	3	4	5	6	7	8	9	AB	R	H	RBI	BB	SO	LOB	BOTTOM								
28 Jeff Baker, R OBP: 0.333, SLG: 0.667										3	0	1	0	0	0	1	Pittsburgh Pirates @ Chicago Cubs Wrigley Field, Chicago, IL Sat Apr 02 2011, 12:07 PM - 2:58 PM CDT Att: 35,782 - Partly Cloudy - 46 F								
1 Kosuke Fukudome, L OBP: 0.571, SLG: 0.400										1	1	0	0	1	0	2									
13 Starlin Castro, R OBP: 0.556, SLG: 0.667										4	1	2	1	0	0	1									
24 Marlon Byrd, R OBP: 0.111, SLG: 0.111										4	1	0	0	0	0	2									
16 Aramis Ramirez, R OBP: 0.333, SLG: 0.250										3	0	0	0	1	0	2									
18 Geovany Soto, R OBP: 0.250, SLG: 0.250											4	1	2	0	0	0		2							
22 Carlos Pena, L OBP: 0.375, SLG: 0.167											3	0	0	0	1	3									
12 Alfonso Soriano, R OBP: 0.500, SLG: 1.000										4	1	1	1	0	1	2									
49 Carlos Marmol, R ERA:										0	0	0	0	0	0	0									
21 Tyler Colvin, L OBP: 0.400, SLG: 0.250										3	0	1	0	1	0	1									
38 Carlos Zambrano, S OBP: 0.500, SLG: 1.000										2	0	1	0	0	1	2									
34 Kerry Wood, R ERA:										0	0	0	0	0	0	0									
5 Reed Johnson, R ERA:										1	0	0	0	0	0	1									
45 Sean Marshall, L ERA:										0	0	0	0	0	0	0									
9 Blake DeWitt, L OBP: 0.500, SLG: 0.500										1	0	1	2	0	0	0									
15 Darwin Barney, R OBP: 0.500, SLG: 0.500										0	0	0	0	0	0	0									
Inning Stats	R: 0 E: 0 K: 0 S: 5	H: 0 LOB: 0 BB: 0 P: 7	R: 0 E: 0 K: 0 S: 5	H: 0 LOB: 0 BB: 0 P: 7	R: 0 E: 0 K: 0 S: 12	H: 1 LOB: 1 BB: 0 P: 18	R: 0 E: 0 K: 0 S: 4	H: 1 LOB: 0 BB: 0 P: 7	R: 0 E: 0 K: 2 S: 14	H: 2 LOB: 2 BB: 0 P: 18	R: 0 E: 0 K: 0 S: 13	H: 1 LOB: 2 BB: 1 P: 19	R: 0 E: 0 K: 1 S: 13	H: 0 LOB: 1 BB: 1 P: 20	R: 5 E: 1 K: 0 S: 27	H: 4 LOB: 2 BB: 2 P: 41	R: 1B: 5 2B: 4 3B: 0 HR: 0	SF: 0 SAC: 0 DP: 1 HBP: 0	WP: 2 PB: 0 SB: 0 CS: 0	PA: 37					
PITCHER	IP WLS BF ERA	WLS BF ERA	H R ER SO BB IBB HBP BLK	H R ER SO BB IBB HBP BLK	H R ER SO BB IBB HBP BLK	H R ER SO BB IBB HBP BLK	H R ER SO BB IBB HBP BLK	H R ER SO BB IBB HBP BLK	H R ER SO BB IBB HBP BLK	H R ER SO BB IBB HBP BLK	H R ER SO BB IBB HBP BLK	H R ER SO BB IBB HBP BLK	H R ER SO BB IBB HBP BLK	H R ER SO BB IBB HBP BLK	H R ER SO BB IBB HBP BLK	H R ER SO BB IBB HBP BLK	H R ER SO BB IBB HBP BLK	H R ER SO BB IBB HBP BLK	WP HR S P ERA WHIP	WP HR S P ERA WHIP	ERA WHIP				
28 Paul Maholm, L ERA:	6.2	26	5	3	0	0	0	0	0	0	0	0	0	0	0	0	0	0	0	0	63	92	0.00	1.050	
43 Jose Veras, R ERA:	0.1	H	1	0	0	0	0	0	0	0	0	0	0	0	0	0	0	0	0	3	4	0.00	0.000		
47 Evan Meek, R ERA: 10.8	0.2	L	7	3	5	2	0	1	0	0	0	0	0	0	0	0	0	0	0	1	0	20	29	27.00	6.000
30 Chris Resop, R ERA:	0.1	3	1	0	0	0	0	1	0	0	0	0	0	0	0	0	0	0	0	0	7	12	0.00	6.000	



Batter	1	2	3	4	5	6	7	8	9	AB	R	H	RBI	BB	SO	LOB	TOP			
31 Jose Tabata, R OBP: 0.538, SLG: 0.455										5	2	3	0	0	1	4				
46 Garrett Jones, L OBP: 0.417, SLG: 0.600										4	1	2	0	1	1	1				
18 Neil Walker, S OBP: 0.357, SLG: 0.692										5	1	1	0	0	2	5				
37 Lyle Overbay, L OBP: 0.385, SLG: 0.364										4	0	2	1	0	2	2				
24 Pedro Alvarez, L OBP: 0.308, SLG: 0.308										5	1	3	3	0	1	3				
23 Matt Diaz, R OBP: 0.187, SLG: 0.167										5	0	1	0	0	2	5				
35 Jason Jaramillo, S OBP: 0.250, SLG: 0.250										4	0	1	0	0	2	2				
5 Ronny Cedeno, R OBP: 0.333, SLG: 0.200										4	0	2	1	0	1	0				
49 Ross Ohlendorf, R OBP: 0.333, SLG: 0.333										3	0	1	0	0	1	2				
60 Michael Crotta, R										0	0	0	0	0	0	0				
14 John Bowker, L										1	0	0	0	0	0	2				
27 Jeff Karstens, R										0	0	0	0	0	0	0				
Joel Hanrahan, R										0	0	0	0	0	0	0				
Inning Stats	R: 0 E: 0 K: 1 S: 6	H: 1 LOB: 0 BB: 0 P: 7	R: 1 E: 0 K: 2 S: 17	H: 3 LOB: 2 BB: 0 P: 22	R: 1 E: 0 K: 2 S: 14	H: 3 LOB: 2 BB: 0 P: 22	R: 0 E: 0 K: 1 S: 8	H: 0 LOB: 0 BB: 0 P: 10	R: 1 E: 0 K: 3 S: 16	H: 3 LOB: 2 BB: 0 P: 21	R: 0 E: 0 K: 3 S: 10	H: 1 LOB: 1 BB: 0 P: 12	R: 0 E: 1 K: 1 S: 8	H: 2 LOB: 2 BB: 0 P: 10	R: 2 E: 0 K: 0 S: 7	H: 2 LOB: 0 BB: 1 P: 13	1B: 16 2B: 1 3B: 0 HR: 0	SF: 0 SAC: 1 DP: 2 HBP: 0	WP: 0 PB: 0 SB: 0 CS: 1	PA: 42
PITCHER	IP	WLS	BF	H	R	ER	SO	BB	IBB	HBP	BLK	WP	HR	S	P	ERA	WHIP			
17 Matt Garza, R ERA: 3.86	7.0		32	12	3	3	12	0	0	0	0	0	0	80	106	3.86	1.714			
34 Kerry Wood, R ERA:	1.0	H	5	2	0	0	1	0	0	0	0	0	0	8	10	0.00	2.000			
49 Carlos Marmol, R ERA: 9.0	1.0	L	5	2	2	2	0	1	0	0	0	0	0	7	13	18.00	3.000			

Pittsburgh Pirates @ Chicago Cubs
Wrigley Field, Chicago, IL
Sun Apr 03 2011, 1:25 PM - 4:08 PM CDT
Att: 30,857 - Overcast - 64 F

AB	40
R	5
H	16
RBI	5
BB	1
SO	13
LOB	26



Batter	1	2	3	4	5	6	7	8	9	AB	R	H	RBI	BB	SO	LOB	BOTTOM			
13 Starlin Castro, R OBP: 0.643, SLG: 1.000										4	1	3	0	1	0	0				
15 Darwin Barney, R OBP: 0.333, SLG: 0.375										4	1	1	1	0	0	3				
24 Marlon Byrd, R OBP: 0.143, SLG: 0.143										5	1	1	0	0	2	2				
16 Aramis Ramirez, R OBP: 0.462, SLG: 0.364										3	0	2	0	1	0	0				
22 Carlos Pena, L OBP: 0.455, SLG: 0.375										2	0	1	2	1	1	0				
18 Geovany Soto, R OBP: 0.167, SLG: 0.167										4	0	0	0	0	0	5				
12 Alfonso Soriano, R OBP: 0.167, SLG: 0.417										4	1	1	1	0	0	3				
49 Carlos Marmol, R										0	0	0	0	0	0	0				
21 Tyler Colvin, L OBP: 0.333, SLG: 0.143										3	0	0	0	1	0	0				
17 Matt Garza, R										3	0	0	0	0	1	3				
34 Kerry Wood, R										0	0	0	0	0	0	0				
5 Reed Johnson, R										1	0	0	0	0	1	0				
Inning Stats	R: 0 E: 0 K: 1 S: 8	H: 0 LOB: 0 BB: 1 P: 13	R: 0 E: 0 K: 0 S: 10	H: 1 LOB: 1 BB: 0 P: 10	R: 0 E: 0 K: 1 S: 7	H: 0 LOB: 0 BB: 0 P: 8	R: 2 E: 0 K: 0 S: 20	H: 4 LOB: 3 BB: 1 P: 31	R: 1 E: 0 K: 0 S: 8	H: 2 LOB: 1 BB: 0 P: 10	R: 0 E: 0 K: 1 S: 6	H: 0 LOB: 0 BB: 0 P: 8	R: 0 E: 0 K: 0 S: 9	H: 0 LOB: 0 BB: 0 P: 14	R: 0 E: 1 K: 1 S: 8	H: 1 LOB: 1 BB: 0 P: 12	1B: 5 2B: 1 3B: 2 HR: 1	SF: 1 SAC: 1 DP: 2 HBP: 0	WP: 1 PB: 0 SB: 0 CS: 0	PA: 39
PITCHER	IP	WLS	BF	H	R	ER	SO	BB	IBB	HBP	BLK	WP	HR	S	P	ERA	WHIP			
49 Ross Ohlendorf, R ERA: 6.0	6.0		29	8	4	4	3	3	1	0	0	0	0	64	96	6.00	1.833			
60 Michael Crotta, R ERA:	1.0		3	0	0	0	1	0	0	0	0	0	0	6	8	0.00	0.000			
27 Jeff Karstens, R ERA:	1.0	W	3	0	0	0	0	0	0	0	0	0	0	9	14	0.00	0.000			
Joel Hanrahan, R ERA:	1.0	S	4	1	0	0	1	0	0	0	0	0	0	8	12	0.00	1.000			

Pittsburgh Pirates @ Chicago Cubs
Wrigley Field, Chicago, IL
Sun Apr 03 2011, 1:25 PM - 4:08 PM CDT
Att: 30,857 - Overcast - 64 F

AB	33
R	4
H	9
RBI	4
BB	4
SO	5
LOB	16




Batter	1	2	3	4	5	6	7	8	9	AB	R	H	RBI	BB	SO	LOB	TOP										
18 Willie Bloomquist, R OBP: 0.400, SLG: 0.556	G4-3		G6-3														4 0 1 2 1 1 1										
2 Kelly Johnson, L OBP: 0.211, SLG: 0.222	G3			G3													4 0 0 0 0 1 3										
10 Justin Upton, R OBP: 0.263, SLG: 0.444	G5-3			F9													4 0 1 0 0 1 1										
26 Miguel Montero, L OBP: 0.529, SLG: 0.733		G1-3															3 0 1 0 1 0 1										
24 Chris Young, R OBP: 0.222, SLG: 0.235		K			FC6-4												4 1 0 0 0 2 2										
46 Juan Miranda, L OBP: 0.500, SLG: 0.375		G5-3															3 1 1 0 1 0 0										
14 Ryan Roberts, R OBP: 0.417, SLG: 0.600																	3 3 1 1 1 1 1										
8 Gerardo Parra, L OBP: 0.313, SLG: 0.286																	3 0 1 1 0 0 0										
4 Melvin Mora, R OBP: 0.167, SLG: 0.167																	1 0 1 0 0 0 0										
54 Barry Enright, R 33 Russell Branyan, L 38 Sam Demel, R 47 Joe Paterson, R 58 Juan Gutierrez, R 30 David Hernandez, R 22 Xavier Nady, R																	2 0 0 0 0 0 0 1 0 0 0 0 0 1 0 0 0 0 0 0 0 0 0 0 0 0 0 0 0 0 0 0 0 0 0 0 0 0 0 0 0 0 1 0 0 1 0 0 1										
Inning Stats	R: 0 E: 0 K: 0 S: 6	H: 0 LOB: 0 BB: 0 P: 9	R: 0 E: 0 K: 1 S: 10	H: 0 LOB: 0 BB: 0 P: 16	R: 1 E: 0 K: 0 S: 7	H: 1 LOB: 0 BB: 0 P: 13	R: 0 E: 0 K: 0 S: 7	H: 1 LOB: 1 BB: 0 P: 11	R: 0 E: 0 K: 1 S: 9	H: 0 LOB: 0 BB: 0 P: 14	R: 0 E: 0 K: 2 S: 11	H: 0 LOB: 1 BB: 1 P: 22	R: 3 E: 0 K: 1 S: 16	H: 2 LOB: 2 BB: 3 P: 35	R: 0 E: 0 K: 1 S: 11	H: 1 LOB: 0 BB: 0 P: 15	R: 1 E: 0 K: 1 S: 12	H: 2 LOB: 1 BB: 0 P: 18	1B: 6 2B: 0 3B: 0 HR: 1	SF: 0 SAC: 0 DP: 1 HBP: 0	WP: 0 PB: 0 SB: 1 CS: 0	PA: 37					
PITCHER	IP	WLS	BF	H	R	ER	SO	BB	IBB	HBP	BLK	WP	HR	S	P	ERA	WHIP										
48 Andrew Cashner, R ERA: 1.69	5.1		19	2	1	1	2	1	0	0	0	0	1	43	72	1.69	0.562										
29 Jeff Samardzija, R ERA: 9.0	1.0	H	5	0	2	2	2	2	0	0	0	0	0	12	27	18.00	2.000										
62 Marcos Mateo, R ERA: 27.0	0.0		2	1	0	0	0	1	0	0	0	0	0	2	8	∞	∞										
40 James Russell, L ERA:	1.2	W	6	2	1	1	2	0	0	0	0	0	0	20	28	5.40	1.200										
45 Sean Marshall, L ERA: 3.89	1.0	S	5	2	1	1	1	0	0	0	0	0	0	12	18	9.00	2.000										

Arizona Diamondbacks @ Chicago Cubs
Wrigley Field, Chicago, IL
Tue Apr 05 2011, 1:23 PM - 4:39 PM CDT
Att: 27,039 - Partly Cloudy - 48 F

livebaseballscores.com

AB 33
R 5
H 7
RBI 5
BB 4
SO 7
LOB 13



Batter	1	2	3	4	5	6	7	8	9	AB	R	H	RBI	BB	SO	LOB	BOTTOM										
1 Kosuke Fukudome, L OBP: 0.467, SLG: 0.273				L7													3 0 1 0 2 1 1										
45 Sean Marshall, L																	0 0 0 0 0 0 0										
13 Starlin Castro, R OBP: 0.522, SLG: 0.762	L5																5 1 2 1 0 0 2										
24 Marion Byrd, R OBP: 0.273, SLG: 0.318																	4 1 3 1 0 1 0										
16 Aramis Ramirez, R OBP: 0.429, SLG: 0.389	F7																3 0 0 0 1 0 3										
21 Tyler Colvin, L OBP: 0.357, SLG: 0.455	K																3 1 1 3 1 1 2										
12 Alfonso Soriano, R OBP: 0.350, SLG: 0.611		G5-3															3 0 1 0 1 1 3										
15 Darwin Barney, R OBP: 0.308, SLG: 0.333																	3 1 1 0 0 0 2										
5 Reed Johnson, R																	0 0 0 0 0 0 0										
55 Koyie Hill, S																	3 1 0 0 1 0 1										
48 Andrew Cashner, R																	1 0 0 0 0 1 0										
29 Jeff Samardzija, R																	0 0 0 0 0 0 0										
62 Marcos Mateo, R																	0 0 0 0 0 0 0										
40 James Russell, L																	1 0 0 0 0 0 3										
28 Jeff Baker, R OBP: 0.333, SLG: 0.444																	2 1 1 0 0 0 0										
Inning Stats	R: 0 E: 0 K: 1 S: 12	H: 2 LOB: 2 BB: 0 P: 16	R: 2 E: 2 K: 0 S: 11	H: 2 LOB: 2 BB: 2 P: 22	R: 2 E: 0 K: 0 S: 10	H: 3 LOB: 0 BB: 0 P: 17	R: 0 E: 0 K: 1 S: 7	H: 0 LOB: 0 BB: 0 P: 9	R: 0 E: 0 K: 1 S: 8	H: 0 LOB: 0 BB: 0 P: 14	R: 0 E: 0 K: 0 S: 14	H: 0 LOB: 1 BB: 1 P: 22	R: 2 E: 0 K: 2 S: 17	H: 3 LOB: 3 BB: 2 P: 34	R: 0 E: 0 K: 1 S: 7	H: 0 LOB: 1 BB: 1 P: 15	1B: 7 2B: 2 3B: 0 HR: 1	SF: 0 SAC: 1 DP: 1 HBP: 0	WP: 0 PB: 0 SB: 0 CS: 0	PA: 38							
PITCHER	IP	WLS	BF	H	R	ER	SO	BB	IBB	HBP	BLK	WP	HR	S	P	ERA	WHIP										
54 Barry Enright, R ERA: 6.0	6.0		26	7	4	4	3	3	0	0	0	0	0	11	20	6.00	1.667										
38 Sam Demel, R ERA: 9.0	0.1	L	5	3	2	2	1	0	1	0	0	0	0	4	∞	∞	∞										
47 Joe Paterson, L ERA:	0.0		1	0	0	0	0	1	0	0	0	0	0	0	4	∞	∞										
58 Juan Gutierrez, R ERA:	0.2		2	0	0	0	1	0	0	0	0	0	0	6	10	0.00	0.000										
30 David Hernandez, R ERA:	1.0		4	0	0	0	1	1	0	0	0	0	0	7	15	0.00	1.000										

Arizona Diamondbacks @ Chicago Cubs
Wrigley Field, Chicago, IL
Tue Apr 05 2011, 1:23 PM - 4:39 PM CDT
Att: 27,039 - Partly Cloudy - 48 F

livebaseballscores.com

AB 31
R 6
H 10
RBI 5
BB 6
SO 6
LOB 17



Batter	1	2	3	4	5	6	7	8	9	AB	R	H	RBI	BB	SO	LOB	TOP										
18 Willie Bloomquist, R OBP: 0.400, SLG: 0.522	G1-3		24 S E 1B		24 E 1B		L9		L9	5	2	2	1	0	0	2											
24 Chris Young, R OBP: 0.261, SLG: 0.409	G5-3		E7 1-H 3B		E2 2 2B		G4-3		B2	5	2	2	2	0	0	2											
2 Kelly Johnson, L OBP: 0.208, SLG: 0.261	K		K				F8		F7	5	0	1	1	0	2	2											
10 Justin Upton, R OBP: 0.217, SLG: 0.364		G5-3		G6-3	G6-3			K		4	0	0	0	0	1	1											
26 Miguel Montero, L OBP: 0.524, SLG: 0.842		K			G6-3					4	1	2	1	0	1	1											
4 Melvin Mora, R OBP: 0.200, SLG: 0.200				F9			F9		HR	4	0	1	0	0	0	1											
46 Juan Miranda, L OBP: 0.357, SLG: 0.250		P4					G4-3			4	0	0	0	0	2	2											
8 Gerardo Parra, L OBP: 0.400, SLG: 0.444					18 1B 2B					4	1	3	0	0	0	0											
59 Armando Galarraga, R ERA: 6.59									E4 22 1B	3	0	0	0	0	2	2											
58 Juan Gutierrez, R ERA: 3.85										0	0	0	0	0	0	0											
22 Xavier Nady, R OBP: 0.200, SLG: 0.200										1	0	1	0	0	0	0											
40 J.J. Putz, R ERA: 6.75										0	0	0	0	0	0	0											
Inning Stats	R: 0 H: 0 E: 0 K: 1 S: 9	H: 0 LOB: 0 BB: 0 P: 11	R: 0 H: 1 E: 0 K: 1 S: 7	H: 1 LOB: 1 BB: 0 P: 9	R: 2 H: 3 E: 1 K: 2 S: 12	H: 3 LOB: 0 BB: 0 P: 15	R: 0 H: 1 E: 0 K: 1 S: 8	H: 1 LOB: 1 BB: 0 P: 13	R: 3 H: 4 E: 1 K: 1 S: 20	H: 4 LOB: 1 BB: 0 P: 26	R: 0 H: 1 E: 0 K: 0 S: 6	H: 1 LOB: 1 BB: 0 P: 8	R: 0 H: 0 E: 0 K: 0 S: 6	H: 0 LOB: 0 BB: 0 P: 12	R: 1 H: 1 E: 0 K: 2 S: 9	H: 1 LOB: 0 BB: 0 P: 9	R: 0 H: 1 E: 1 K: 0 S: 7	H: 1 LOB: 2 BB: 0 P: 14	1B: 7 2B: 3 3B: 1 HR: 1	SF: 0 SAC: 0 DP: 0 HBP: 0	WP: 0 PB: 0 SB: 1 CS: 0	PA: 39					
PITCHER	IP	WLS	BF	H	R	ER	SO	BB	IBB	HBP	BLK	WP	HR	S	P	ERA	WHIP										
46 Ryan Dempster, R	7.0	L	30	10	5	4	6	0	0	0	0	0	0	68	94	5.14	1.429										
43 John Grabow, L	1.0		6	2	1	1	2	0	0	0	0	0	1	11	13	9.00	2.000										
62 Marcos Mateo, R	1.0		3	0	0	0	0	0	0	0	0	0	0	5	10	0.00	0.000										

Arizona Diamondbacks @ Chicago Cubs
 Wrigley Field, Chicago, IL
 Wed Apr 06 2011, 1:22 PM - 3:47 PM CDT
 Att: 32,272 - Cloudy - 48 F

AB	39
R	6
H	12
RBI	5
BB	0
SO	8
LOB	13

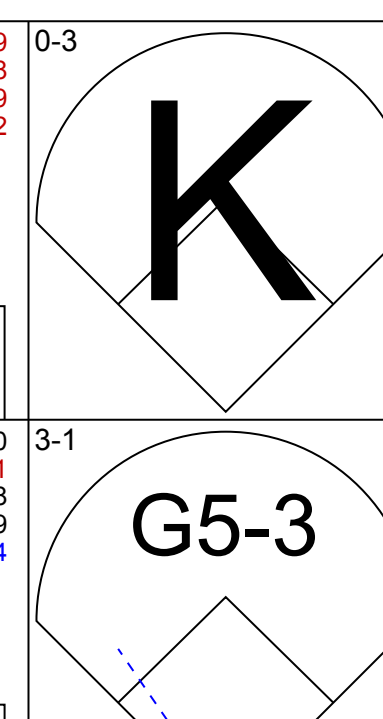
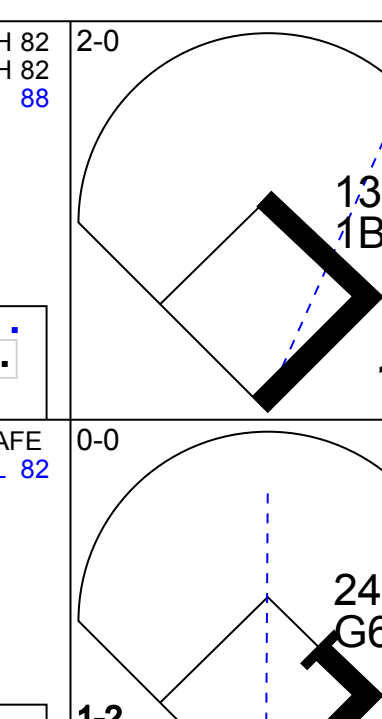
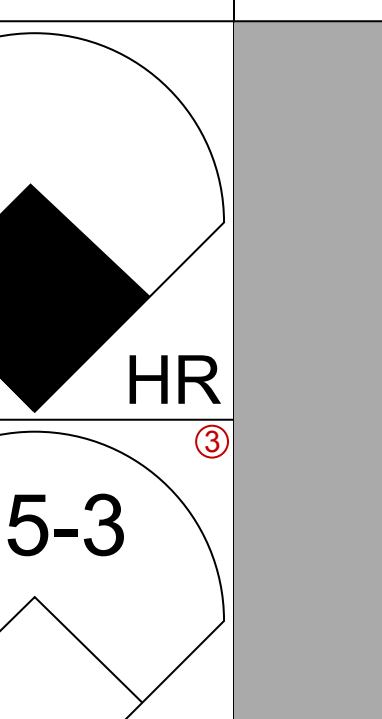
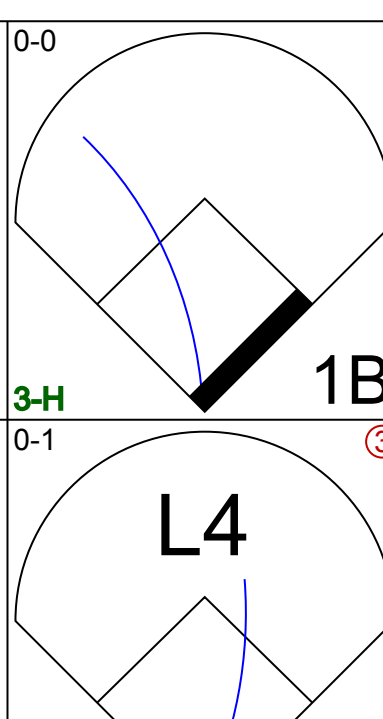
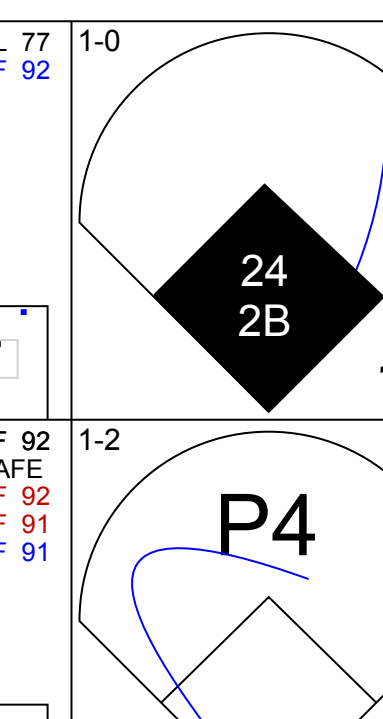
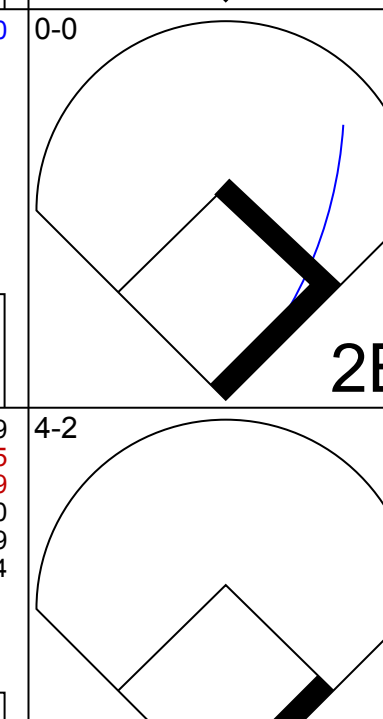
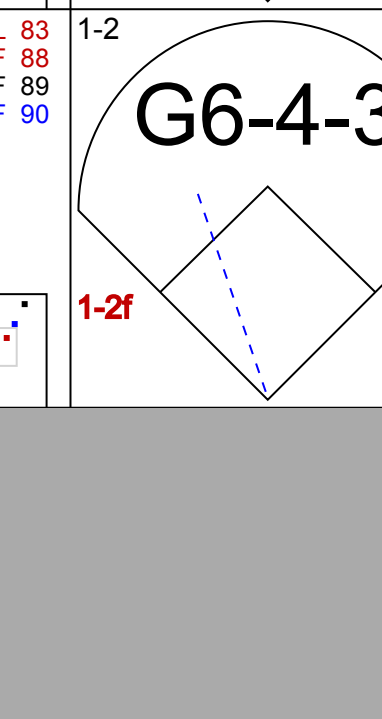
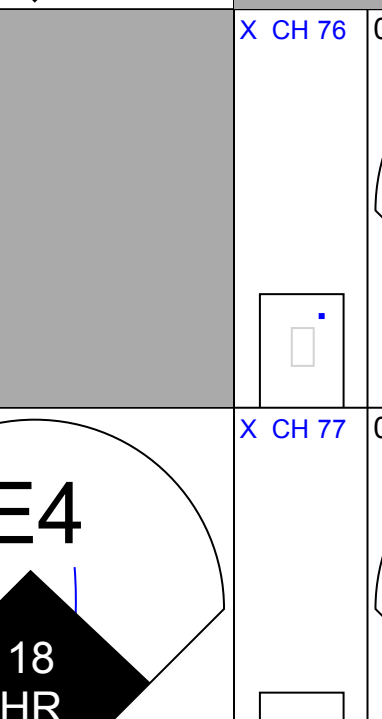

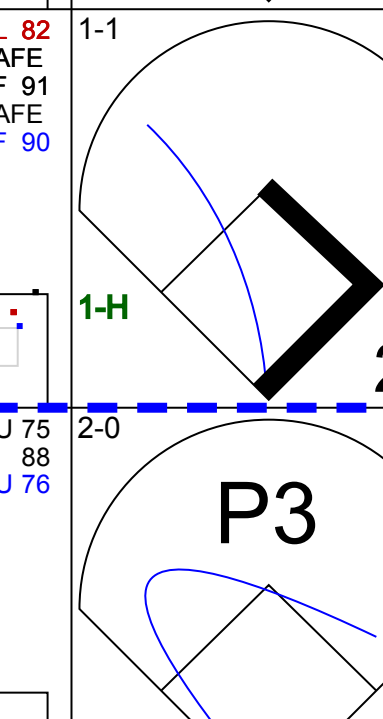
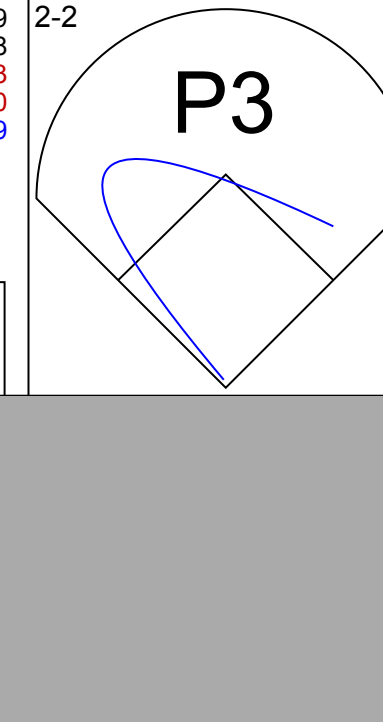

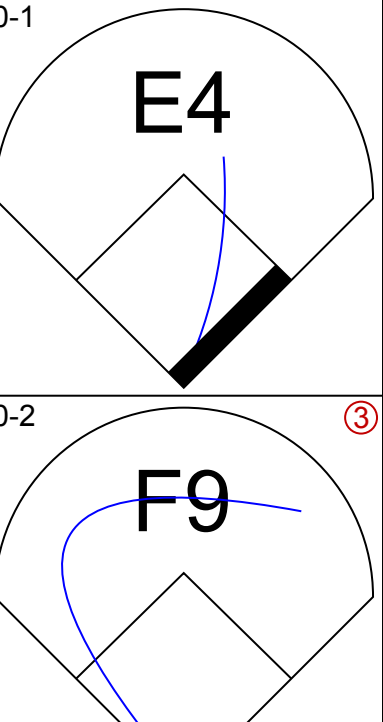
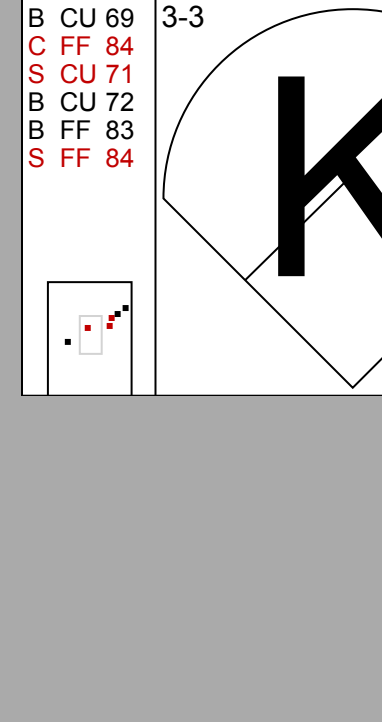
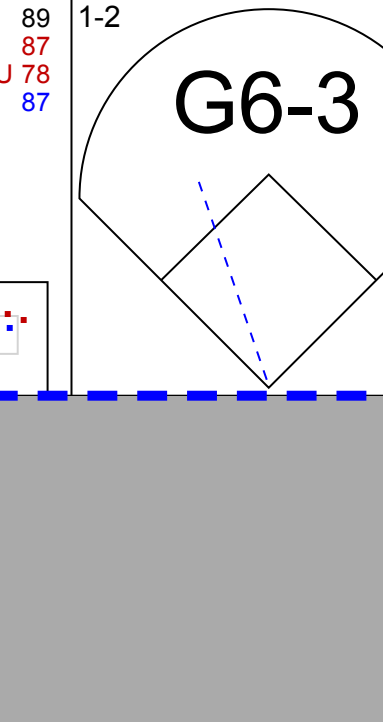






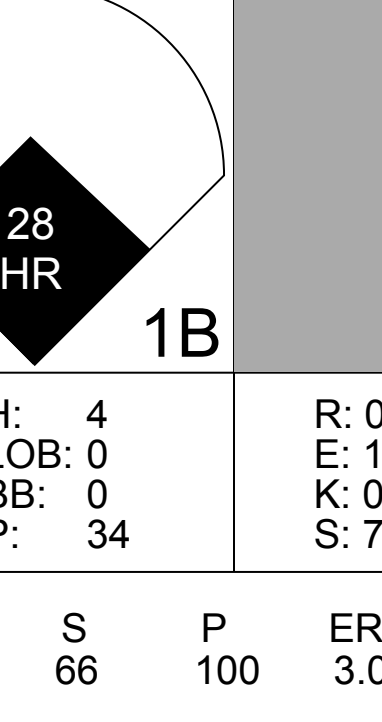
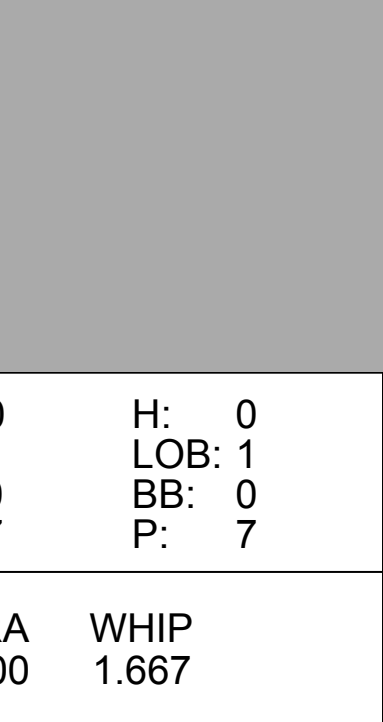
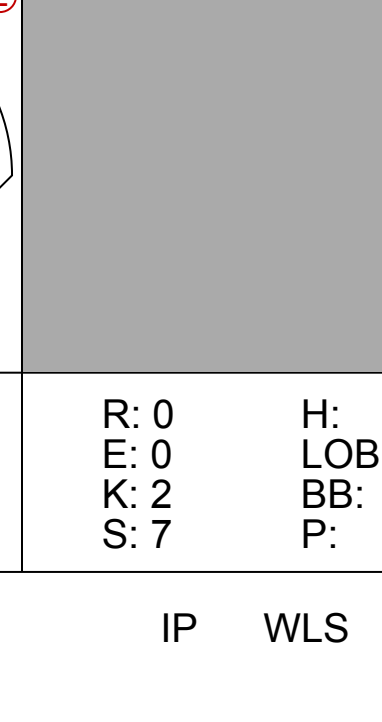
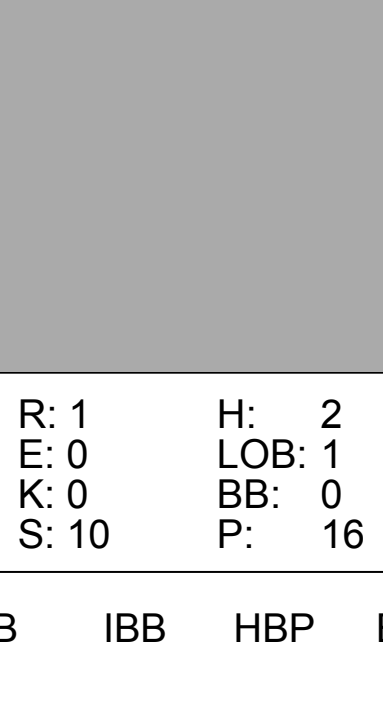
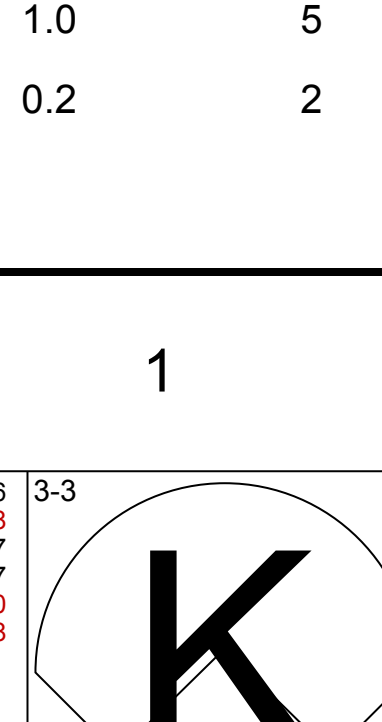
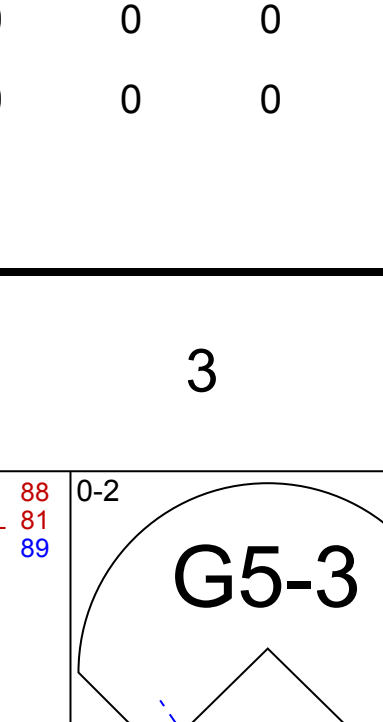
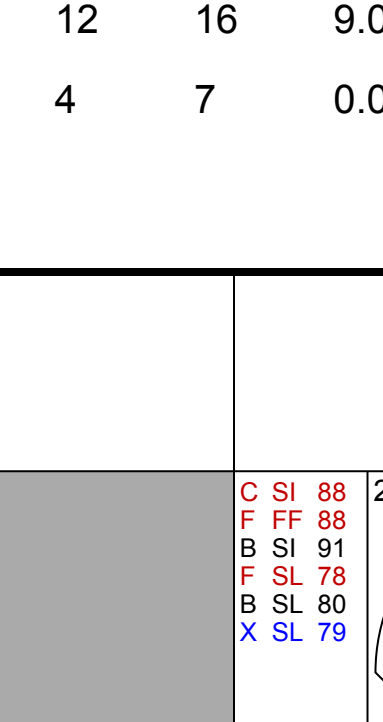
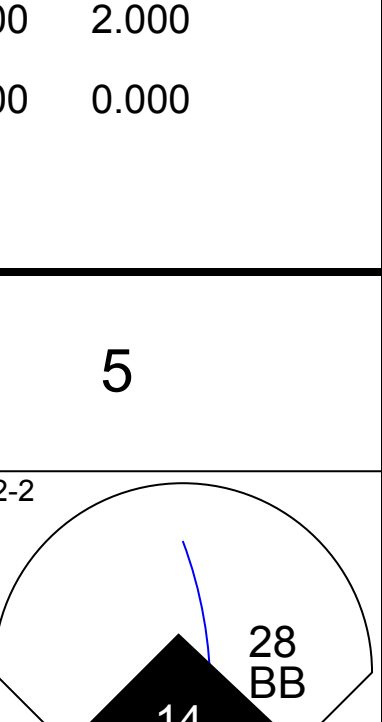
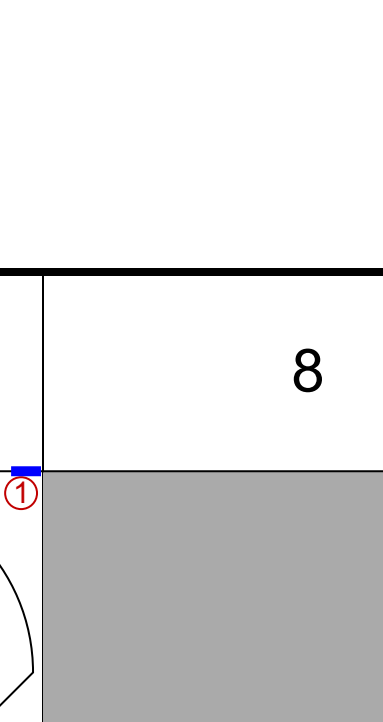
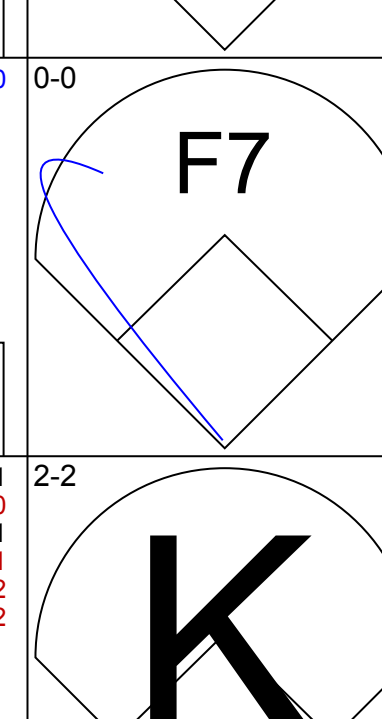
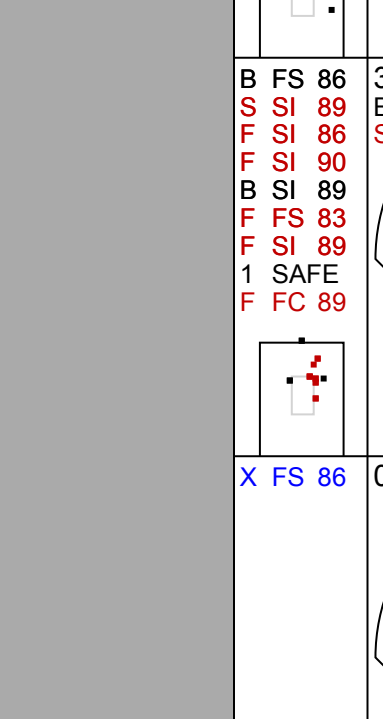
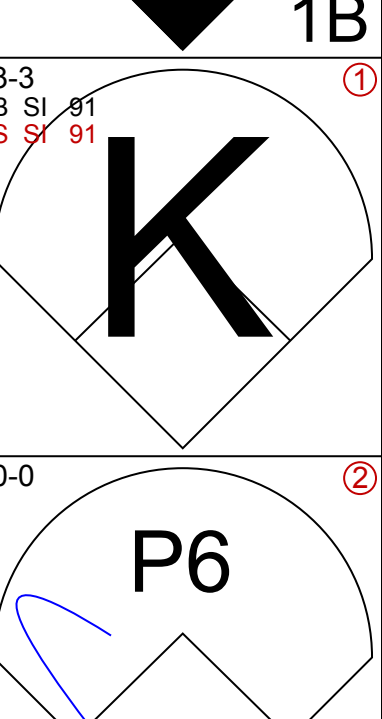

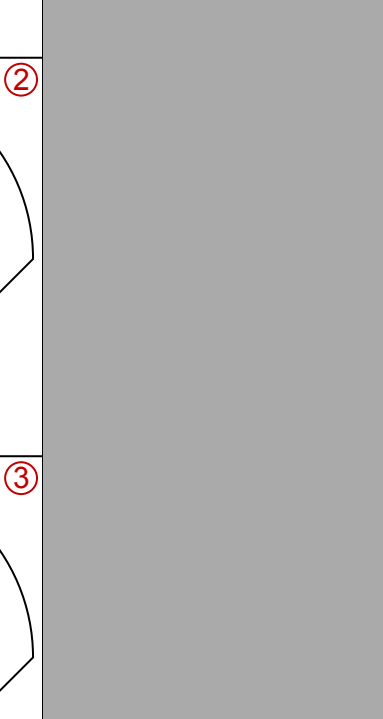

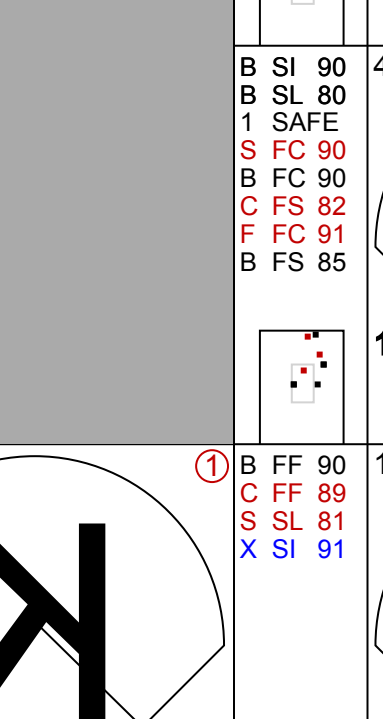
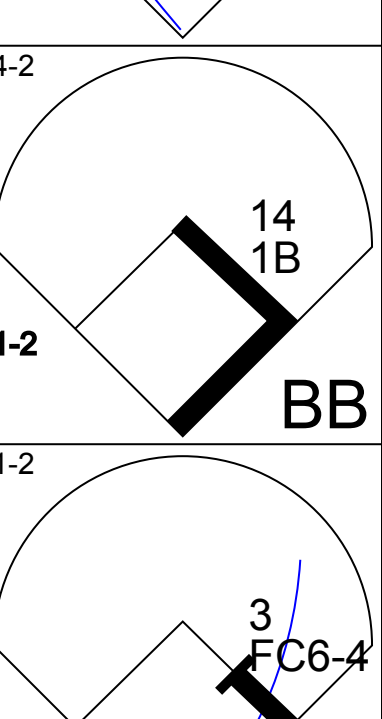



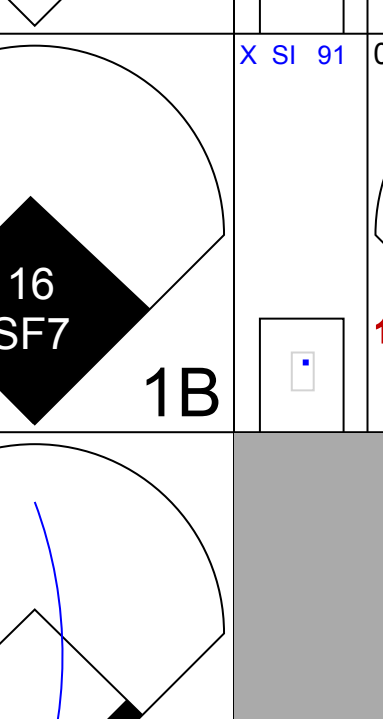
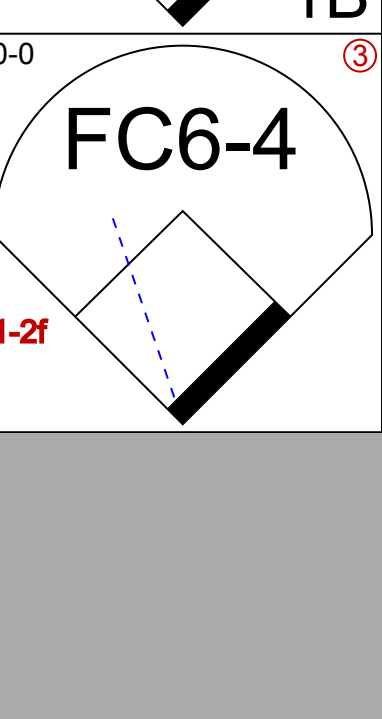
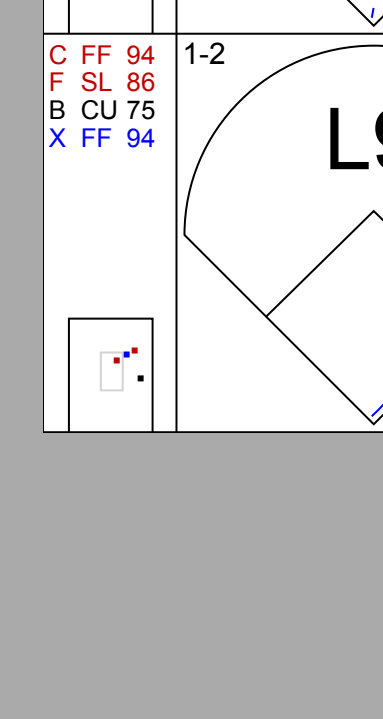


Batter	1	2	3	4	5	6	7	8	9	AB	R	H	RBI	BB	SO	LOB	BOTTOM										
1 Kosuke Fukudome, L OBP: 0.526, SLG: 0.357	L8									3	0	2	0	1	0	0											
13 Starlin Castro, R OBP: 0.444, SLG: 0.640	L8									4	1	0	0	0	1	4											
24 Marlon Byrd, R OBP: 0.308, SLG: 0.346	K									4	1	2	0	0	2	0											
16 Aramis Ramirez, R OBP: 0.440, SLG: 0.524		P4								3	1	1	2	1	0	0											
21 Tyler Colvin, L OBP: 0.278, SLG: 0.333										4	0	0	1	0	1	2											
12 Alfonso Soriano, R OBP: 0.333, SLG: 0.682										4	1	1	1	0	1	2											
18 Geovany Soto, R OBP: 0.250, SLG: 0.316										4	0	0	0	0	1	0											
9 Blake DeWitt, L OBP: 0.333, SLG: 0.400										3	0	0	0	1	0	0											
46 Ryan Dempster, R ERA: 5.14										1	0	0	0	0	0	0											
15 Darwin Barney, R OBP: 0.286, SLG: 0.308										1	0	0	0	0	0	0											
43 John Grabow, L ERA: 3.85										0	0	0	0	0	0	0											
62 Marcos Mateo, R ERA: 6.75										0	0	0	0	0	0	0											
28 Jeff Baker, R OBP: 0.300, SLG: 0.400										1	0	0	0	0	1	0											
Inning Stats	R: 0 H: 0 E: 0 K: 1 S: 6	H: 0 LOB: 0 BB: 0 P: 9	R: 0 H: 0 E: 0 K: 1 S: 9	H: 0 LOB: 0 BB: 0 P: 13	R: 0 H: 0 E: 0 K: 1 S: 12	H: 0 LOB: 2 BB: 2 P: 23	R: 2 H: 2 E: 0 K: 0 S: 11	H: 2 LOB: 0 BB: 0 P: 14	R: 0 H: 1 E: 0 K: 0 S: 7	H: 1 LOB: 1 BB: 0 P: 12	R: 0 H: 0 E: 0 K: 1 S: 7	H: 0 LOB: 0 BB: 0 P: 10	R: 1 H: 1 E: 0 K: 1 S: 8	H: 1 LOB: 0 BB: 0 P: 12	R: 1 H: 2 E: 0 K: 1 S: 13	H: 2 LOB: 2 BB: 1 P: 20	R: 0 H: 0 E: 0 K: 1 S: 8	H: 0 LOB: 0 BB: 0 P: 10	1B: 4 2B: 0 3B: 0 HR: 2	SF: 0 SAC: 1 DP: 0 HBP: 0	WP: 0 PB: 0 SB: 0 CS: 0	PA: 36					
PITCHER	IP	WLS	BF	H	R	ER	SO	BB	IBB	HBP	BLK	WP	HR	S	P	ERA	WHIP										
59 Armando Galarraga, R	7.0	W	28	5	4	4	5	2	0	0	0	0	0	12	19	0.00	2.000										
58 Juan Gutierrez, R	1.0	H	5	1	0	0	1	1	0	0	0	0	0	8	10	0.00	0.000										
40 J.J. Putz, R	1.0	S	3	0	0	0	1	0	0	0	0	0	0	8	10	0.00	0.000										

Arizona Diamondbacks @ Chicago Cubs
 Wrigley Field, Chicago, IL
 Wed Apr 06 2011, 1:22 PM - 3:47 PM CDT
 Att: 32,272 - Cloudy - 48 F


AB	32
R	4
H	6
RBI	4
BB	3
SO	7
LOB	8

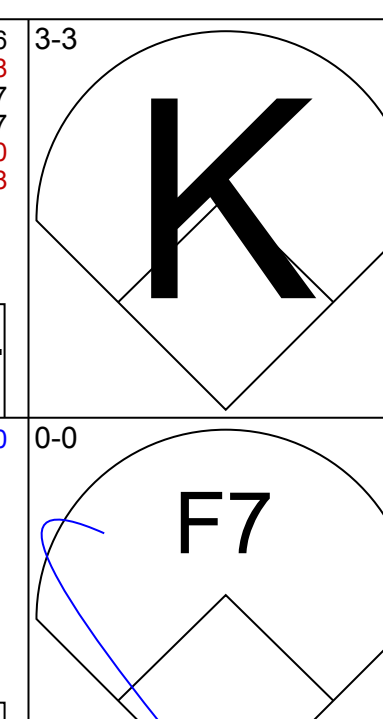
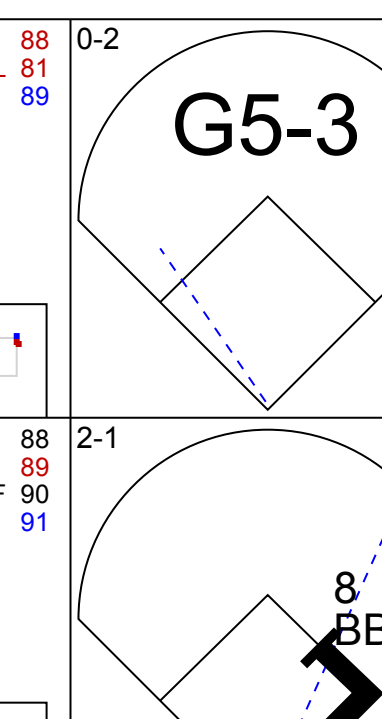
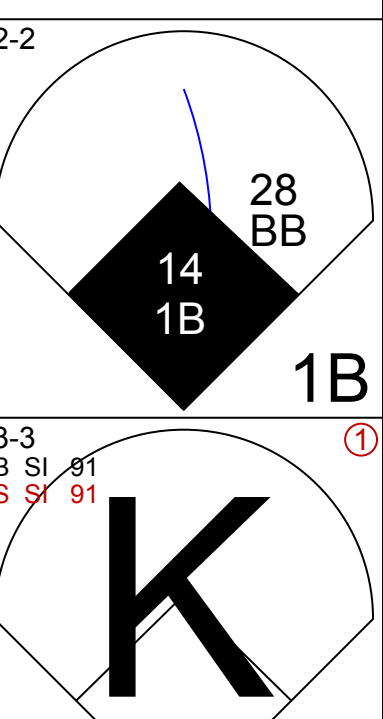
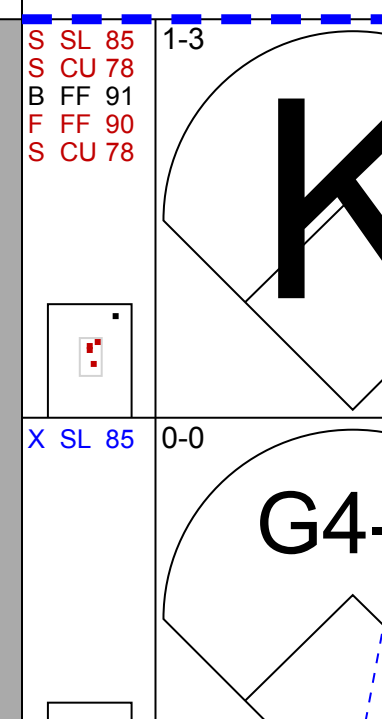
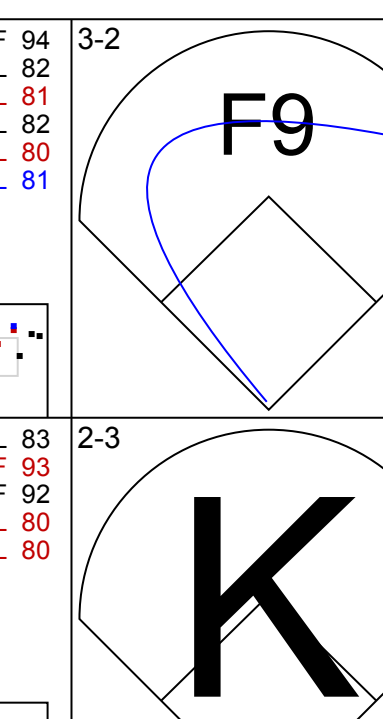

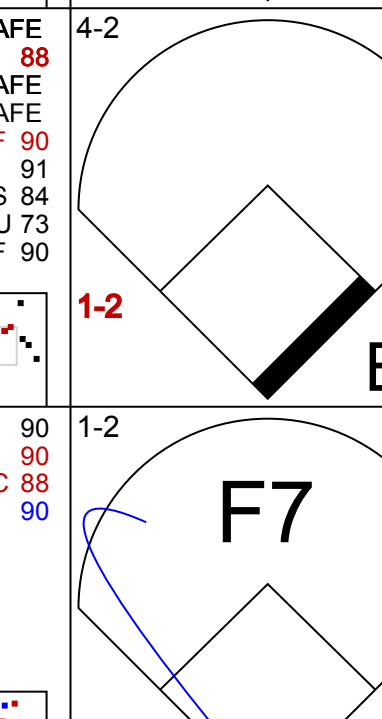
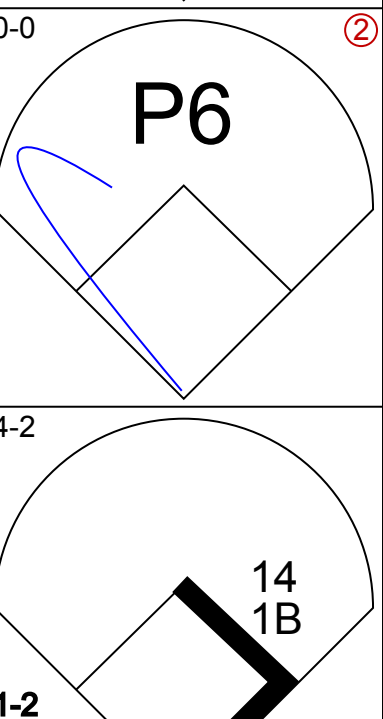
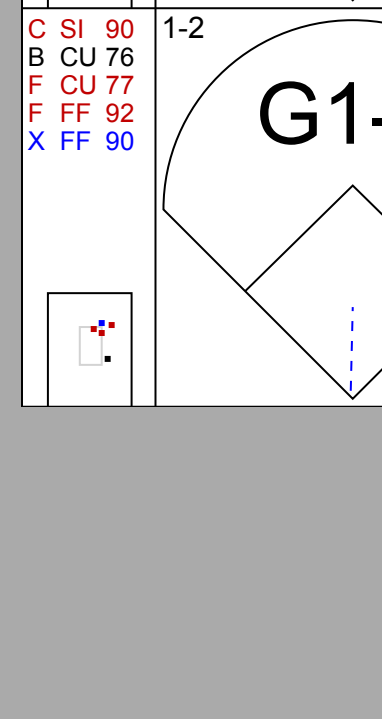



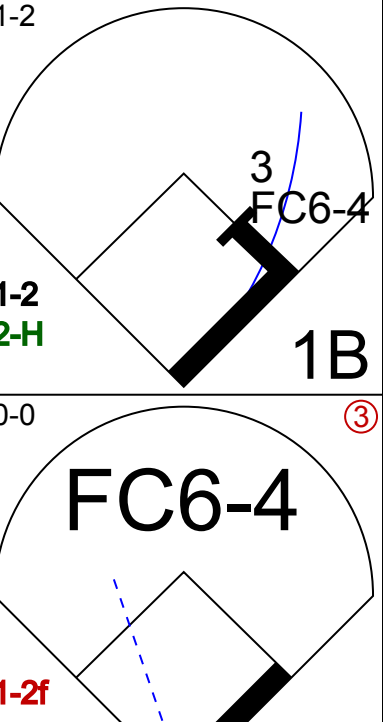

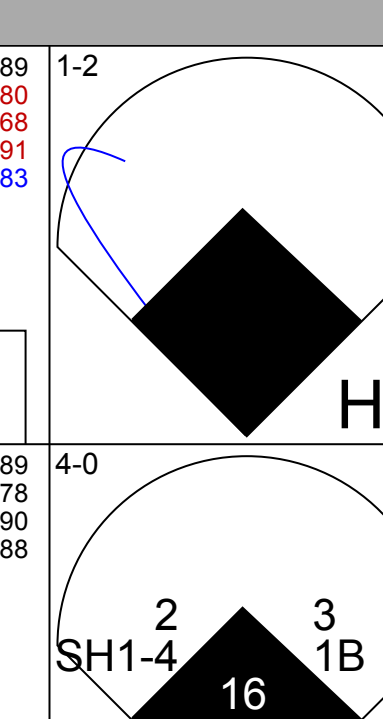
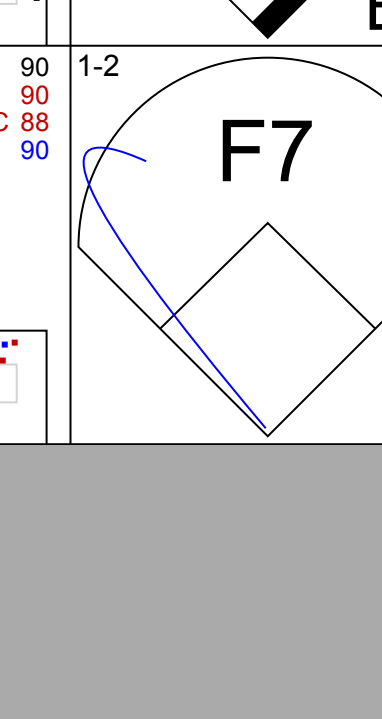
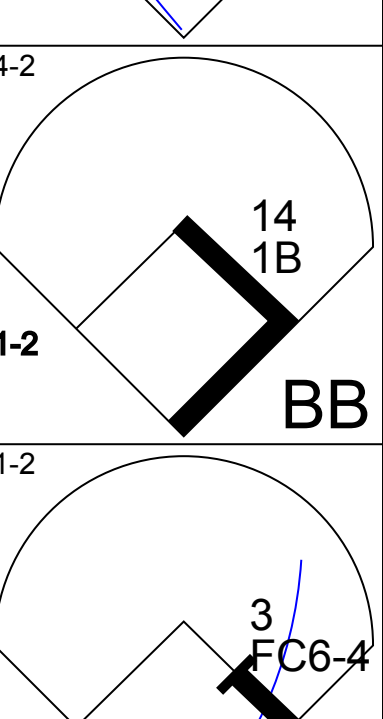
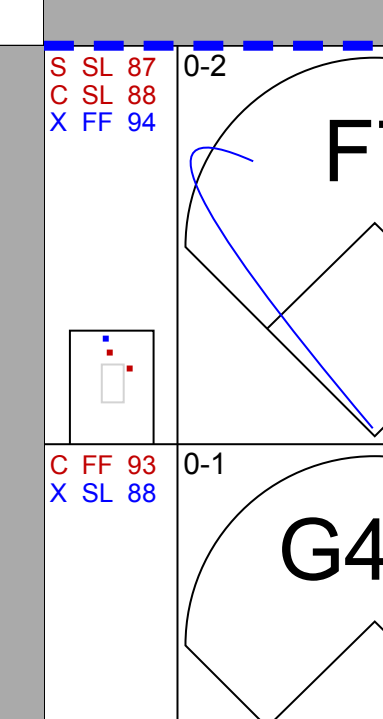
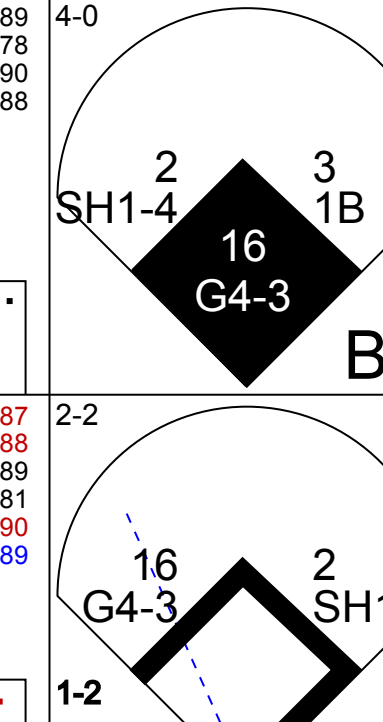
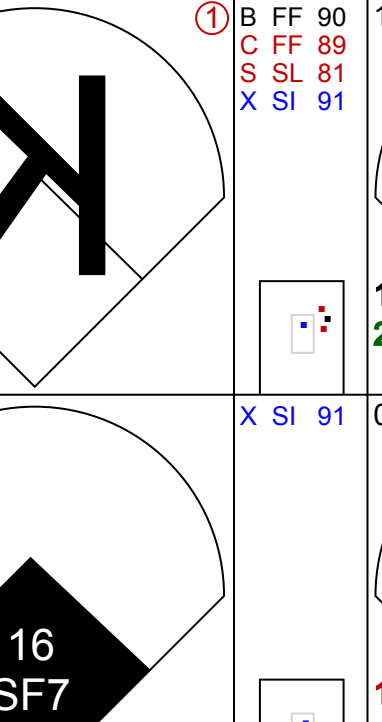
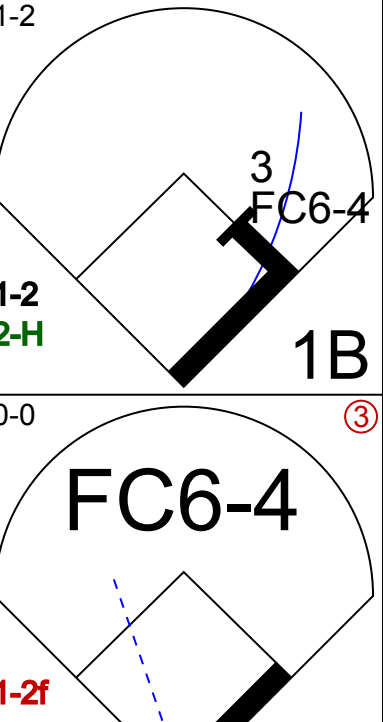
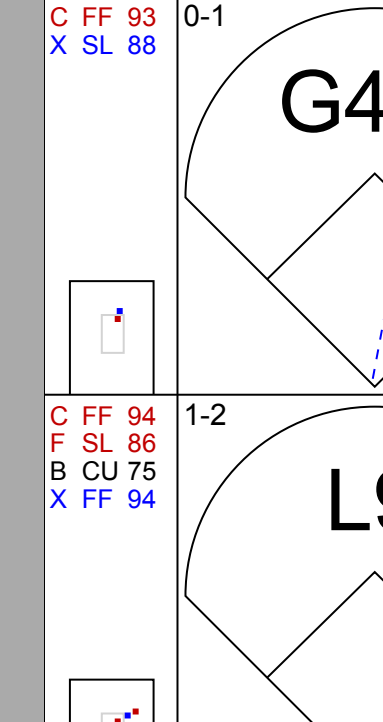
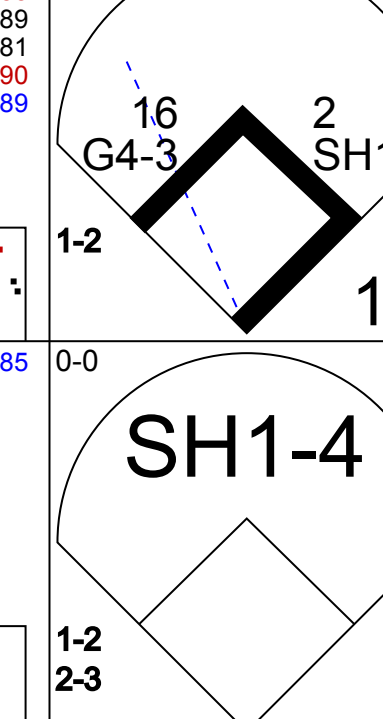

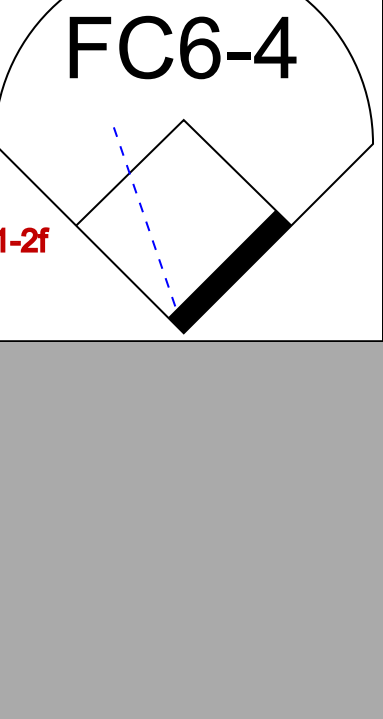
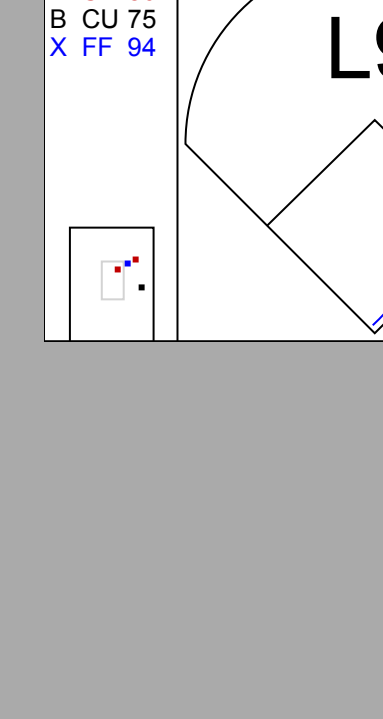

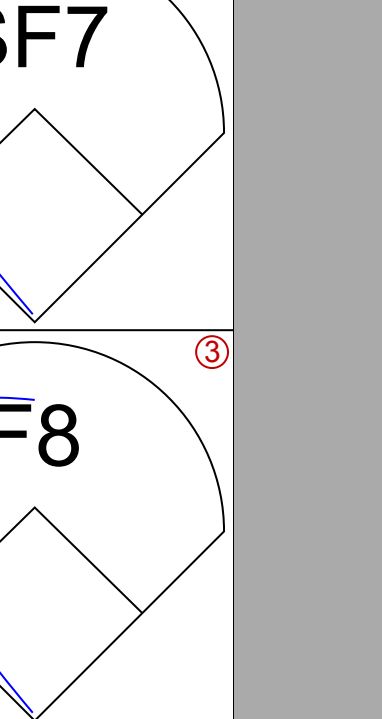
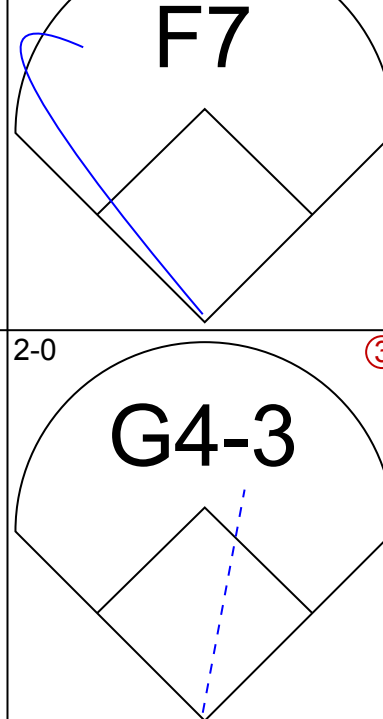
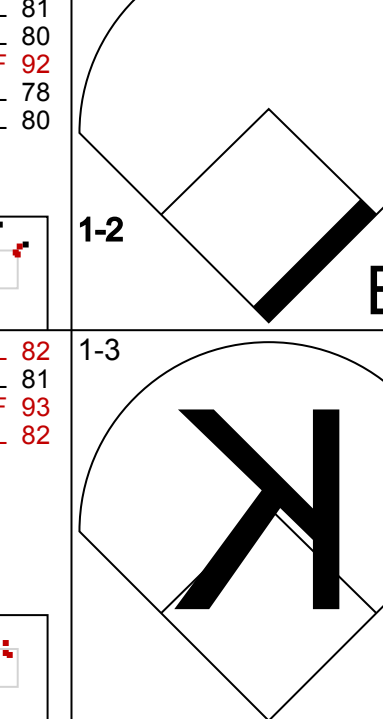
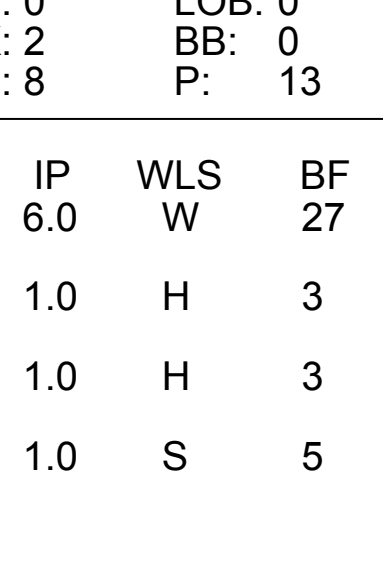
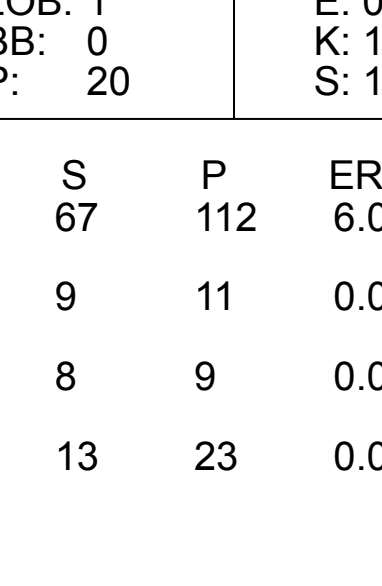
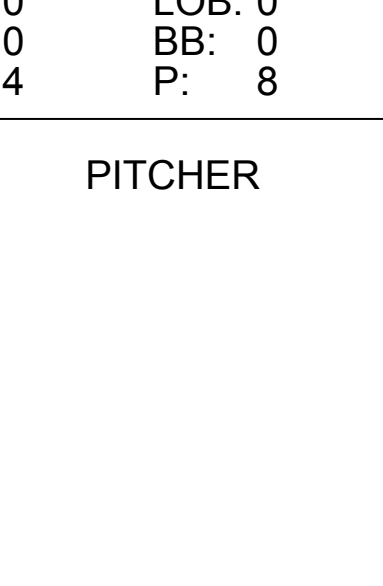
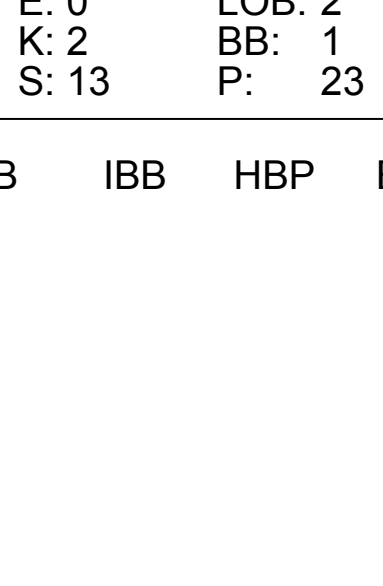


Batter	1	2	3	4	5	6	7	8	9	AB	R	H	RBI	BB	SO	LOB	TOP						
28 Jeff Baker, R (1,4) OBP: 0.497, SLG: 0.733										5	2	4	4	0	1	0							
13 Starlin Castro, R (1,6) OBP: 0.495, SLG: 0.567										5	0	1	0	0	0	2							
24 Marlon Byrd, R (1,8) OBP: 0.323, SLG: 0.419										5	0	2	1	0	1	2							
16 Aramis Ramirez, R (1,5) OBP: 0.400, SLG: 0.440										4	1	0	0	1	0	1							
18 Geovany Soto, R (1,2) OBP: 0.240, SLG: 0.417										5	1	1	2	0	1	3							
22 Carlos Pena, L (1,3) OBP: 0.333, SLG: 0.286										4	0	1	0	0	2	1							
12 Alfonso Soriano, R (1,7) OBP: 0.357, SLG: 0.654										4	2	2	0	0	1	1							
21 Tyler Colvin, L (1,9) OBP: 0.227, SLG: 0.263										4	0	0	0	0	1	3							
38 Carlos Zambrano, S (1,1) OBP: 0.400, SLG: 0.600										3	1	1	0	0	0	1							
45 Sean Marshall, L (7,1)										0	0	0	0	0	0	0							
5 Reed Johnson, R (8,PH)										1	0	0	0	0	1	1							
34 Kerry Wood, R (8,1)										0	0	0	0	0	0	0							
49 Carlos Marmol, R (9,1)										0	0	0	0	0	0	0							
Inning Stats	R: 0 E: 0 K: 1 S: 12	H: 1 LOB: 2 BB: 1 P: 21	R: 0 E: 0 K: 2 S: 8	H: 0 LOB: 0 BB: 0 P: 11	R: 0 E: 0 K: 0 S: 7	H: 2 LOB: 1 BB: 0 P: 10	R: 5 E: 1 K: 2 S: 20	H: 4 LOB: 0 BB: 0 P: 34	R: 0 E: 0 K: 0 S: 7	H: 0 LOB: 1 BB: 0 P: 7	R: 1 E: 0 K: 0 S: 12	H: 2 LOB: 1 BB: 0 P: 17	R: 0 E: 0 K: 2 S: 7	H: 0 LOB: 0 BB: 0 P: 12	R: 0 E: 0 K: 1 S: 8	H: 1 LOB: 1 BB: 0 P: 10	R: 1 E: 0 K: 0 S: 10	H: 2 LOB: 1 BB: 0 P: 16	1B: 8 2B: 2 3B: 0 HR: 2	SF: 0 SAC: 0 DP: 1 HBP: 0	WP: 1 PB: 0 SB: 0 CS: 0	PA: 41	
PITCHER	IP ERA WLS BF H R ER SO	WLS BF H R ER SO	BB IBB HBP BLK	WP HR S P	ERA WHIP	PITCHER	IP ERA WLS BF H R ER SO	BB IBB HBP BLK	WP HR S P	ERA WHIP													
43 Randy Wolf, L (1,1) ERA: 7.2	6.0 7.2																						
54 Sean Green, R (7,1) ERA: 2.7	1.1 2.7																						
21 Zach Braddock, L (8,1) ERA: 2.7	1.0 2.7																						
52 Sergio Mitre, R (9,1) ERA:	0.2																						

Chicago Cubs @ Milwaukee Brewers
Miller Park, Milwaukee, WI
Fri Apr 08 2011, 7:11 PM - 10:07 PM CDT
Att: 34,310 - Roof Closed - 65 F


AB 40
R 7
H 12
RBI 7
BB 1
SO 8
LOB 15



Batter	1	2	3	4	5	6	7	8	9	AB	R	H	RBI	BB	SO	LOB	BOTTOM						
23 Rickie Weeks Jr, R (1,4) OBP: 0.306, SLG: 0.588										5	1	1	0	0	2	2							
27 Carlos Gómez, R (1,8) OBP: 0.258, SLG: 0.310										5	0	1	0	0	2	3							
8 Ryan Braun, R (1,7) OBP: 0.485, SLG: 0.692										3	0	0	0	1	1	1							
28 Prince Fielder, L (1,3) OBP: 0.424, SLG: 0.444										3	1	1	1	1	0	1							
14 Casey McGehee, R (1,5) OBP: 0.273, SLG: 0.267										3	1	1	1	1	1	0							
3 Yuniesky Betancourt, R (1,6) OBP: 0.259, SLG: 0.339										4	1	2	0	0	0	2							
2 Nyjer Morgan, L (1,9) OBP: 0.529, SLG: 0.688										3	0	2	0	0	0	0							
16 George Kottaras, L (1,2) OBP: 0.267, SLG: 0.308										2	0	0	2	1	0	1							
43 Randy Wolf, L (1,1) ERA: 7.2	6.0 7.2																						
7 Jeremy Rodd, L (5,PH)																							
54 Sean Green, R (7,1) ERA: 2.7	1.0 2.7																						
21 Zach Braddock, L (8,1) ERA: 2.7	1.0 2.7																						
52 Sergio Mitre, R (9,1) ERA:	0.2																						
25 Mark Kotsay, L (9,PH) OBP: 0.231, SLG: 0.187																							
Inning Stats	R: 0 E: 0 K: 2 S: 8	H: 0 LOB: 0 BB: 0 P: 13	R: 2 E: 0 K: 1 S: 14	H: 2 LOB: 1 BB: 1 P: 25	R: 0 E: 0 K: 0 S: 10	H: 1 LOB: 1 BB: 1 P: 17	R: 1 E: 0 K: 1 S: 12	H: 2 LOB: 1 BB: 0 P: 20	R: 1 E: 0 K: 1 S: 19	H: 2 LOB: 2 BB: 1 P: 29	R: 0 E: 0 K: 0 S: 4	H: 0 LOB: 0 BB: 0 P: 8	R: 0 E: 0 K: 1 S: 9	H: 0 LOB: 0 BB: 0 P: 11	R: 0 E: 0 K: 0 S: 8	H: 0 LOB: 0 BB: 0 P: 9	R: 0 E: 0 K: 2 S: 13	H: 1 LOB: 2 BB: 1 P: 23	1B: 7 2B: 0 3B: 0 HR: 1	SF: 1 SAC: 1 DP: 0 HBP: 0	WP: 0 PB: 0 SB: 0 CS: 0	PA: 38	
PITCHER	IP ERA WLS BF H R ER SO	WLS BF H R ER SO	BB IBB HBP BLK	WP HR S P	ERA WHIP	PITCHER	IP ERA WLS BF H R ER SO	BB IBB HBP BLK	WP HR S P	ERA WHIP													
38 Carlos Zambrano, R (1,1) ERA: 5.25	6.0 5.25																						
45 Sean Marshall, L (7,1) ERA: 2.7	1.0 2.7																						
34 Kerry Wood, R (8,1) ERA:	1.0																						
49 Carlos Marmol, R (9,1) ERA: 4.5	1.0																						

Chicago Cubs @ Milwaukee Brewers
Miller Park, Milwaukee, WI
Fri Apr 08 2011, 7:11 PM - 10:07 PM CDT
Att: 34,310 - Roof Closed - 65 F

AB 32
R 4
H 8
RBI 4
BB 4
SO 8
LOB 14



Batter	1	2	3	4	5	6	7	8	9	AB	R	H	RBI	BB	SO	LOB	TOP	
28 Jeff Baker, R OBP: 0.421, SLG: 0.632			G5-3				L9			4	0	1	0	0	1	0	<p>Chicago Cubs @ Milwaukee Brewers</p> <p>Miller Park, Milwaukee, WI</p> <p>Sat Apr 09 2011, 6:10 PM - 8:55 PM CDT</p> <p>Att: 42,478 - Roof Closed - 65 F</p>	
62 Marcos Mateo, R (7, 1)								G5-3		4	0	1	0	0	0	0		
29 Jeff Samardzija, R (8, 1)										4	0	1	0	0	0	2		
13 Starlin Castro, R OBP: 0.389, SLG: 0.529	L8		G1					G5-3		4	0	1	0	0	0	0		
24 Marlon Byrd, R OBP: 0.314, SLG: 0.429			G6-3					G6-3		4	0	1	0	0	0	1		
16 Aramis Ramirez, R OBP: 0.382, SLG: 0.414							F9	F8		2	0	1	0	2	1	0		
18 Geovany Soto, R OBP: 0.310, SLG: 0.423										4	0	1	0	0	3	6		
22 Carlos Pena, L OBP: 0.318, SLG: 0.278										4	0	0	0	0	1	4		
12 Alfonso Soriano, R OBP: 0.313, SLG: 0.587		F8	G6-4-3					G6-4-3		3	0	0	0	0	1	0		
5 Reed Johnson, R (1, 9)							G4-3	P4		2	0	0	0	0	2	0		
17 Matt Garza, R (1, 1)								P4		0	0	0	0	0	0	0		
43 John Grabow, L (6, 1)										1	0	0	0	0	0	0		
15 Darwin Barney, R OBP: 0.267, SLG: 0.286										0	0	0	0	0	0	0		
Inning Stats	R: 0 H: 1 E: 0 K: 3 S: 16	H: 0 LOB: 3 BB: 1 P: 27	R: 0 H: 0 E: 0 K: 2 S: 8	H: 0 LOB: 0 BB: 0 P: 11	R: 0 H: 0 E: 0 K: 0 S: 6	H: 2 LOB: 1 BB: 0 P: 9	R: 0 H: 2 E: 0 K: 1 S: 9	H: 2 LOB: 2 BB: 0 P: 15	R: 0 H: 1 E: 0 K: 2 S: 9	H: 0 LOB: 0 BB: 0 P: 14	R: 0 H: 0 E: 0 K: 0 S: 5	H: 0 LOB: 0 BB: 0 P: 7	R: 0 H: 0 E: 0 K: 1 S: 7	H: 0 LOB: 0 BB: 1 P: 16	1B: 5 2B: 1 3B: 0 HR: 0	SF: 0 SAC: 0 DP: 2 HBP: 0	WP: 1 PB: 0 SB: 0 CS: 0	PA: 34
PITCHER	IP WLS BF ERA WHIP	IP WLS BF ERA WHIP	IP WLS BF ERA WHIP	IP WLS BF ERA WHIP	IP WLS BF ERA WHIP	IP WLS BF ERA WHIP	IP WLS BF ERA WHIP	IP WLS BF ERA WHIP	IP WLS BF ERA WHIP	IP WLS BF ERA WHIP	IP WLS BF ERA WHIP	IP WLS BF ERA WHIP	IP WLS BF ERA WHIP	IP WLS BF ERA WHIP	IP WLS BF ERA WHIP	IP WLS BF ERA WHIP	IP WLS BF ERA WHIP	
38 Chris Narveson, L ERA: 2.08	7.0 W 28	6 R 0	0 ER 0	9 SO	1 BB	0 IBB	0 HBP	0 BLK	1 WP	0 HR	63 S	96 P	0.00 ERA	1.000 WHIP				
54 Sean Green, R ERA: 5.14	1.0 L 3	0 R 0	0 ER 0	1 SO	1 BB	0 IBB	0 HBP	0 BLK	0 WP	0 HR	6 S	16 P	0.00 ERA	1.000 WHIP				

Chicago Cubs @ Milwaukee Brewers
Miller Park, Milwaukee, WI
Sat Apr 09 2011, 6:10 PM - 8:55 PM CDT
Att: 42,478 - Roof Closed - 65 F

AB 32
R 0
H 6
RBI 0
BB 2
SO 10
LOB 13



Batter	1	2	3	4	5	6	7	8	9	AB	R	H	RBI	BB	SO	LOB	BOTTOM			
23 Rickie Weeks Jr., R OBP: 0.341, SLG: 0.568										3	1	1	0	2	2	0	<p>Chicago Cubs @ Milwaukee Brewers</p> <p>Miller Park, Milwaukee, WI</p> <p>Sat Apr 09 2011, 6:10 PM - 8:55 PM CDT</p> <p>Att: 42,478 - Roof Closed - 65 F</p>			
2 Nyjer Morgan, L OBP: 0.294, SLG: 0.737	SH1-4									3	1	1	1	1	2	3				
8 Ryan Braun, R OBP: 0.500, SLG: 0.700										4	3	2	1	1	1	3				
28 Prince Fielder, L OBP: 0.459, SLG: 0.581										4	0	3	4	0	0	0				
14 Casey McGehee, R OBP: 0.243, SLG: 0.235	P4		L6							4	0	0	0	0	1	3				
3 Yunesky Betancourt, R OBP: 0.228, SLG: 0.297	G6-3		L8							4	0	0	0	0	1	2				
25 Mark Kotsay, L OBP: 0.294, SLG: 0.200		G3-1								3	0	1	0	1	0	0				
27 Carlos Gómez, R OBP: 0.258, SLG: 0.310										0	1	0	0	0	0	0				
33 Wil Nieves, R OBP: 0.375, SLG: 0.308										2	0	0	0	2	2	0				
38 Chris Narveson, L (1, 1)										2	0	0	0	0	2	0				
54 Sean Green, R (8, 1)										0	0	0	0	0	0	0				
7 Jeremy Reed, L (8, PH)										1	0	0	0	0	1	2				
41 Marco Estrada, R (9, 1)										0	0	0	0	0	0	0				
Inning Stats	R: 2 H: 3 E: 0 K: 0 S: 16	H: 0 LOB: 1 BB: 0 P: 21	R: 0 H: 0 E: 0 K: 2 S: 9	H: 0 LOB: 0 BB: 0 P: 11	R: 2 H: 2 E: 0 K: 1 S: 13	H: 2 LOB: 1 BB: 1 P: 21	R: 0 H: 0 E: 0 K: 2 S: 7	H: 0 LOB: 0 BB: 0 P: 9	R: 1 H: 2 E: 0 K: 2 S: 17	H: 2 LOB: 1 BB: 0 P: 25	R: 0 H: 1 E: 0 K: 2 S: 10	H: 0 LOB: 3 BB: 2 P: 25	R: 0 H: 0 E: 0 K: 2 S: 11	H: 0 LOB: 0 BB: 0 P: 14	R: 1 H: 0 E: 0 K: 1 S: 13	H: 0 LOB: 3 BB: 4 P: 31	1B: 3 2B: 4 3B: 1 HR: 0	SF: 0 SAC: 2 DP: 0 HBP: 0	WP: 0 PB: 0 SB: 2 CS: 0	PA: 39
PITCHER	IP WLS BF ERA WHIP	IP WLS BF ERA WHIP	IP WLS BF ERA WHIP	IP WLS BF ERA WHIP	IP WLS BF ERA WHIP	IP WLS BF ERA WHIP	IP WLS BF ERA WHIP	IP WLS BF ERA WHIP	IP WLS BF ERA WHIP	IP WLS BF ERA WHIP	IP WLS BF ERA WHIP	IP WLS BF ERA WHIP	IP WLS BF ERA WHIP	IP WLS BF ERA WHIP	IP WLS BF ERA WHIP	IP WLS BF ERA WHIP	IP WLS BF ERA WHIP			
17 Matt Garza, R ERA: 5.68	5.2 L 28	5 R 5	8 ER 0	8 SO	2 BB	1 IBB	0 HBP	0 BLK	0 WP	0 HR	69 S	107 P	7.94 ERA	1.765 WHIP						
43 John Grabow, L ERA: 3.99	0.1 L 1	0 R 0	0 ER 0	1 SO	0 BB	0 IBB	0 HBP	0 BLK	0 WP	0 HR	3 S	5 P	0.00 ERA	0.000 WHIP						
62 Marcos Mateo, R ERA: 3.86	1.0 L 3	0 R 0	0 ER 0	2 SO	0 BB	0 IBB	0 HBP	0 BLK	0 WP	0 HR	11 S	14 P	0.00 ERA	0.000 WHIP						
29 Jeff Samardzija, R ERA: 9.0	1.0 L 7	0 R 1	1 ER 1	1 SO	4 BB	0 IBB	0 HBP	0 BLK	0 WP	0 HR	13 S	31 P	9.00 ERA	4.000 WHIP						

Chicago Cubs @ Milwaukee Brewers
Miller Park, Milwaukee, WI
Sat Apr 09 2011, 6:10 PM - 8:55 PM CDT
Att: 42,478 - Roof Closed - 65 F

AB 30
R 6
H 8
RBI 6
BB 7
SO 12
LOB 13



Batter	1	2	3	4	5	6	7	8	9	AB	R	H	RBI	BB	SO	LOB	TOP					
1 Kosuke Fukudome, L (1.9) OBP: 0.500, SLG: 0.313	G3	P5		FC4-6 BB		F8				2	0	0	0	1	0	1	Chicago Cubs @ Milwaukee Brewers Miller Park, Milwaukee, WI Sun Apr 10 2011, 1:11 PM - 4:09 PM CDT Att: 37,193 - Sunny - 76 F					
12 Alfonso Soriano, R (6.7) OBP: 0.324, SLG: 0.563			G4-3	FC4-6		G6-3		G4-6-3		5	1	1	0	0	0	5						
13 Starlin Castro, R (1.6) OBP: 0.366, SLG: 0.487																						
24 Marlon Byrd, R (1.8) OBP: 0.375, SLG: 0.474										3	3	2	0	2	0	2						
16 Aramis Ramirez, R (1.5) OBP: 0.410, SLG: 0.529										5	0	3	3	0	1	2						
22 Carlos Pena, L (1.3) OBP: 0.333, SLG: 0.238										3	0	0	0	2	1	2						
18 Geovany Soto, R (1.2) OBP: 0.303, SLG: 0.379										3	0	0	0	1	1	4						
21 Tyler Colvin, L (1.7) OBP: 0.231, SLG: 0.304										4	1	1	1	0	0	5						
15 Darwin Barney, R (1.4) OBP: 0.316, SLG: 0.333										4	0	2	1	0	0	2						
27 Casey Coleman, L (1.1) OBP: 1.000, SLG: 2.000										1	0	1	0	0	0	0						
62 Marcos Mateo, R (6.1)										0	0	0	0	0	0	0						
45 Sean Marshall, L (7.1)										0	0	0	0	0	0	0						
9 Blake DeWitt, L (8.7) OBP: 0.286, SLG: 0.333										1	0	0	0	0	1	0						
34 Kerry Wood, R (8.1)										0	0	0	0	0	0	0						
Inning Stats	R: 2 E: 0 K: 2 S: 16	H: 2 LOB: 1 BB: 1 P: 28	R: 1 E: 0 K: 0 S: 11	H: 2 LOB: 1 BB: 0 P: 19	R: 1 E: 0 K: 0 S: 7	H: 1 LOB: 1 BB: 2 P: 17	R: 0 E: 0 K: 0 S: 15	H: 1 LOB: 1 BB: 0 P: 26	R: 0 E: 0 K: 0 S: 10	H: 1 LOB: 1 BB: 0 P: 16	R: 0 E: 0 K: 0 S: 9	H: 1 LOB: 1 BB: 0 P: 14	R: 1 E: 0 K: 0 S: 13	H: 1 LOB: 2 BB: 2 P: 22	R: 0 E: 0 K: 1 S: 8	H: 1 LOB: 0 BB: 0 P: 8	R: 0 E: 0 K: 1 S: 5	H: 1 LOB: 0 BB: 0 P: 8	1B: 5 2B: 6 3B: 0 HR: 0	SF: 0 SAC: 1 DP: 2 HBP: 0	WP: 1 PB: 0 SB: 0 CS: 1	PA: 41
PITCHER	IP WLS BF H R ER SO BB IBB HBP BLK WP HR S P ERA WHIP																					
49 Yovani Gallardo, R (1.1) ERA: 2.7	5.0		25	7	4	4	2	4	0	0	0	0	0	0	0	59	106	7.20	2.200			
52 Sergio Mitre, R (6.1)	1.0		4	1	0	0	0	0	0	0	0	0	0	0	9	14	0.00	1.000				
54 Sean Green, R (7.1)	0.1		2	1	1	0	0	0	0	0	0	0	0	3	4	27.00	3.000					
57 Mitch Stetter, L (7.1) ERA: 3.86	0.0		1	0	0	0	0	1	0	0	0	0	0	2	6	∞	∞					
50 Kameron Loe, R (7.1) ERA: 1.5	1.2	W	6	1	0	0	1	1	0	0	0	1	0	16	20	0.00	1.200					

Batter	1	2	3	4	5	6	7	8	9	AB	R	H	RBI	BB	SO	LOB	BOTTOM	
23 Rickie Weeks Jr., R (1.4) OBP: 0.349, SLG: 0.537		L9		K		P3				4	0	1	0	0	1	2	Chicago Cubs @ Milwaukee Brewers Miller Park, Milwaukee, WI Sun Apr 10 2011, 1:11 PM - 4:09 PM CDT Att: 37,193 - Sunny - 76 F	
27 Carlos Gómez, R (1.8) OBP: 0.257, SLG: 0.333										4	2	1	0	0	0	2		
8 Ryan Braun, R (1.7) OBP: 0.476, SLG: 0.735										4	1	1	2	0	0	1		
28 Prince Fielder, L (1.3) OBP: 0.488, SLG: 0.686										4	1	3	2	0	0	0		
25 Mark Kotsay, L (1.9) OBP: 0.350, SLG: 0.294										2	0	1	0	1	0	0		
22 Erick Almonte, R (7.7) OBP: 0.100, SLG: 0.400										1	0	0	0	0	0	1		
2 Nyjer Morgan, L (9.9) OBP: 0.524, SLG: 0.737										0	0	0	0	0	0	0		
3 Yuniesky Betancourt, R (1.6) OBP: 0.257, SLG: 0.273										3	1	1	0	1	0	3		
30 Craig Counsell, L (1.5)										3	0	0	0	0	1	3		
16 George Kottaras, L (1.2) OBP: 0.316, SLG: 0.353										4	0	2	0	0	1	1		
49 Yovani Gallardo, R (1.1) ERA: 2.7	5.0		25	7	4	4	2	4	0	0	0	0	0	0	59	106	7.20	2.200
62 Marcos Mateo, R (6.1)	1.0		4	1	0	0	0	0	0	0	0	0	0	9	14	0.00	1.000	
45 Sean Marshall, L (7.1) ERA: 2.08	1.0	H	4	1	0	0	0	0	0	0	0	0	0	8	13	0.00	1.000	
34 Kerry Wood, R (8.1) ERA: 3.6	1.0	L	5	1	2	2	1	1	0	1	1	1	0	11	20	18.00	2.000	
PITCHER	IP WLS BF H R ER SO BB IBB HBP BLK WP HR S P ERA WHIP																	
27 Casey Coleman, R (1.1) ERA: 7.2	5.0		25	7	4	4	2	4	0	0	0	0	0	0	59	106	7.20	2.000

AB	33
R	5
H	11
RBI	5
BB	6
SO	4
LOB	24



AB	31
R	6
H	11
RBI	6
BB	2
SO	4
LOB	13



Batter	1	2	3	4	5	6	7	8	9	AB	R	H	RBI	BB	SO	LOB	TOP				
13 Starlin Castro, R OBP: 0.391, SLG: 0.500										5	3	3	0	0	2	0					
15 Darwin Barney, R OBP: 0.417, SLG: 0.476										3	2	2	1	2	0	0					
24 Marlon Byrd, R OBP: 0.376, SLG: 0.465										5	0	2	2	0	1	3					
16 Aramis Ramirez, R OBP: 0.386, SLG: 0.474										4	0	0	0	1	1	5					
22 Carlos Pena, L OBP: 0.355, SLG: 0.217										2	0	0	0	2	0	1					
12 Alfonso Soriano, R OBP: 0.316, SLG: 0.556										4	0	1	2	0	0	2					
21 Tyler Colvin, L OBP: 0.233, SLG: 0.269										3	0	0	0	1	1	3					
18 Geovany Soto, R OBP: 0.270, SLG: 0.333										4	0	0	0	0	1	2					
46 Ryan Dempster, R (1, 1)										3	0	0	0	0	1	0					
43 John Grabow, L (7, 1)										0	0	0	0	0	0	0					
9 Blake DeWitt, L (8, PH)										1	0	0	0	0	0	0					
45 Sean Marshall, L (8, 1)										0	0	0	0	0	0	0					
49 Carlos Marmol, R (8, 1)										0	0	0	0	0	0	0					
Inning Stats	R: 2 H: 2 E: 0 K: 1 S: 16	LOB: 2 BB: 2 P: 27	R: 2 H: 3 E: 0 K: 0 S: 16	LOB: 3 BB: 1 P: 21	R: 0 H: 0 E: 0 K: 1 S: 10	LOB: 0 BB: 0 P: 15	R: 1 H: 3 E: 0 K: 1 S: 14	LOB: 2 BB: 0 P: 25	R: 0 H: 0 E: 0 K: 2 S: 18	LOB: 1 BB: 2 P: 13	R: 0 H: 0 E: 0 K: 2 S: 18	LOB: 1 BB: 1 P: 26	R: 0 H: 0 E: 0 K: 1 S: 9	LOB: 0 BB: 0 P: 11	R: 0 H: 0 E: 0 K: 1 S: 10	LOB: 0 BB: 0 P: 15	1B: 6 2B: 2 3B: 1 HR: 0	SF: 0 SAC: 0 DP: 1 HBP: 0	WP: 1 PB: 0 SB: 1 CS: 0	PA: 40	
PITCHER	IP: 4.0 WLS: L BF: 22 ERA: 10.51	H: 8 R: 5 ER: 5 SO: 3	BB: 2 IBB: 0 HBP: 0 BLK: 0	WP: 1 HR: 0 S: 56 P: 88	ERA: 11.25 WHIP: 2.500	PITCHER	IP: 1.0 WLS: L BF: 3 ERA: 8.1	H: 0 R: 0 ER: 0 SO: 1	BB: 0 IBB: 0 HBP: 0 BLK: 0	WP: 0 HR: 0 S: 10 P: 15	ERA: 0.00 WHIP: 0.000										
28 Nelson Figueroa, R (1, 1)	4.0	L	22	8	5	5	3	2	0	0	0	0	0	0	0	0	0	0	0	0	0
66 Eneido Del Rosario, R (5, 1)	1.0		4	0	0	0	0	2	0	0	0	0	0	0	0	0	0	0	0	0	0
59 Wilton Lopez, R (6, 1)	1.0		4	0	0	0	2	1	0	0	0	0	0	0	0	0	0	0	0	0	0
58 Fernando Abad, L (7, 1)	1.0		4	0	0	0	0	1	0	0	0	0	0	0	0	0	0	0	0	0	0
54 Mark Melancon, R (8, 1)	1.0		3	0	0	0	1	0	0	0	0	0	0	0	0	0	0	0	0	0	0

Chicago Cubs @ Houston Astros
Minute Maid Park, Houston, TX
Mon Apr 11 2011, 7:08 PM - 10:21 PM CDT
Att: 20,175 - Clear - 84 F

AB	34
R	5
H	8
RBI	5
BB	6
SO	7
LOB	16



Batter	1	2	3	4	5	6	7	8	9	AB	R	H	RBI	BB	SO	LOB	BOTTOM					
21 Michael Bourn, L OBP: 0.341, SLG: 0.444										5	1	1	0	0	3	3						
36 Angel Sanchez, R OBP: 0.395, SLG: 0.447										5	1	1	2	0	2	2						
9 Hunter Pence, R OBP: 0.341, SLG: 0.439										4	0	0	0	1	2	0						
45 Carlos Lee, R OBP: 0.262, SLG: 0.425										5	0	2	0	0	2	1						
29 Brett Wallace, L (1, 3)										3	0	1	0	2	0	2						
11 Jason Bourgeois, R (8, PR)										0	0	0	0	0	0	0						
23 Chris Johnson, R (1, 5)										3	1	1	0	1	0	4						
54 Mark Melancon, R (8, 1)										0	0	0	0	0	0	0						
37 Brandon Lyon, R (9, 1)										0	0	0	0	0	0	0						
4 Jason Michaels, R (9, PH)										0	0	0	0	1	0	0						
3 Joe Inglett, L (1, 4)										5	0	1	0	0	2	8						
55 Humberto Quintero, R (1, 2)										3	0	0	0	0	1	3						
28 Nelson Figueroa, R (1, 1)										1	0	0	0	0	1	0						
66 Eneido Del Rosario, R (5, 1)										0	0	0	0	0	0	0						
16 Matt Downs, R (5, PH)										1	0	1	0	0	0	0						
59 Wilton Lopez, R (6, 1)										0	0	0	0	0	0	0						
58 Fernando Abad, L (7, 1)										0	0	0	0	0	0	0						
22 Bill Hall, R (7, PH)										2	1	2	1	0	0	0						
Inning Stats	R: 0 H: 0 E: 0 K: 0 S: 8	LOB: 0 BB: 0 P: 12	R: 0 H: 1 E: 0 K: 1 S: 10	LOB: 2 BB: 1 P: 20	R: 0 H: 0 E: 0 K: 3 S: 10	LOB: 0 BB: 0 P: 16	R: 0 H: 0 E: 0 K: 2 S: 7	LOB: 0 BB: 0 P: 12	R: 1 H: 2 E: 0 K: 1 S: 9	LOB: 1 BB: 0 P: 14	R: 0 H: 0 E: 0 K: 1 S: 16	LOB: 0 BB: 2 P: 27	R: 3 H: 4 E: 0 K: 1 S: 19	LOB: 2 BB: 1 P: 31	R: 0 H: 2 E: 0 K: 2 S: 12	LOB: 2 BB: 0 P: 17	R: 0 H: 1 E: 0 K: 2 S: 17	LOB: 2 BB: 1 P: 26	1B: 7 2B: 1 3B: 0 HR: 2	SF: 0 SAC: 1 DP: 0 HBP: 0	WP: 0 PB: 0 SB: 1 CS: 0	PA: 43
PITCHER	IP: 6.1 WLS: W BF: 29 ERA: 6.3	H: 6 R: 4 ER: 4 SO: 9	BB: 3 IBB: 0 HBP: 0 BLK: 0	WP: 0 HR: 2 S: 69 P: 115	ERA: 5.68 WHIP: 1.421	PITCHER	IP: 1.0 WLS: L BF: 3 ERA: 2.7	H: 0 R: 0 ER: 0 SO: 1	BB: 0 IBB: 0 HBP: 0 BLK: 0	WP: 0 HR: 0 S: 9 P: 12	ERA: 0.00 WHIP: 3.000											
46 Ryan Dempster, R (1, 1)	6.1	W	29	6	4	4	9	3	0	0	0	0	0	0	0	0	0					
43 John Grabow, L (7, 1)	0.2	H	4	1	0	0	0	1	0	0	0	0	0	0	0	0	0					
45 Sean Marshall, L (8, 1)	0.2	H	4	2	0	0	1	0	0	0	0	0	0	0	0	0	0					
49 Carlos Marmol, R (8, 1)	1.1	S	6	1	0	0	3	1	0	0	0	0	0	0	0	0	0					

Chicago Cubs @ Houston Astros
Minute Maid Park, Houston, TX
Mon Apr 11 2011, 7:08 PM - 10:21 PM CDT
Att: 20,175 - Clear - 84 F

AB	37
R	4
H	10
RBI	4
BB	5
SO	13
LOB	23



Batter	1	2	3	4	5	6	7	8	9	AB	R	H	RBI	BB	SO	LOB	TOP					
13 Starlin Castro, R OBP: 0.392, SLG: 0.490										5	0	2	1	0	0	1	Chicago Cubs @ Houston Astros Minute Maid Park, Houston, TX Tue Apr 12 2011, 7:07 PM - 10:10 PM CDT Att: 23,523 - Partly Cloudy - 80 F					
15 Darwin Barney, R OBP: 0.357, SLG: 0.400										4	0	0	0	0	0	2						
62 Marcos Mateo, R										0	0	0	0	0	0	0						
43 John Grabow, L										0	0	0	0	0	0	0						
55 Koyie Hill, S										0	0	0	0	1	0	0						
24 Marlon Byrd, R OBP: 0.417, SLG: 0.522										3	0	3	0	0	0	0						
5 Reed Johnson, R OBP: 0.111, SLG: 0.222										2	0	1	0	0	1	2						
16 Aramis Ramirez, R OBP: 0.383, SLG: 0.463										3	0	1	0	0	0	3						
9 Blake DeWitt, L OBP: 0.222, SLG: 0.250										1	0	0	0	0	1	1						
22 Carlos Pena, L OBP: 0.343, SLG: 0.222										4	0	1	0	0	1	5						
12 Alfonso Soriano, R OBP: 0.286, SLG: 0.500										4	0	0	0	0	2	5						
18 Geovany Soto, R OBP: 0.288, SLG: 0.324										4	1	1	0	0	1	4						
21 Tyler Colvin, L OBP: 0.265, SLG: 0.433										4	1	2	1	0	0	0						
40 James Russell, L										0	0	0	0	0	0	0						
29 Jeff Samardzija, R										2	0	0	0	0	0	2						
44 Jeff Stevens, R										0	0	0	0	0	0	0						
2B Jeff Baker, R OBP: 0.381, SLG: 0.571										2	0	0	0	0	0	2						
Inning Stats	R: 0 E: 0 K: 1 S: 10	H: 2 LOB: 2 BB: 0 P: 15	R: 0 E: 0 K: 2 S: 9	H: 0 LOB: 0 BB: 0 P: 11	R: 0 E: 0 K: 1 S: 7	H: 0 LOB: 0 BB: 0 P: 11	R: 0 E: 0 K: 0 S: 10	H: 2 LOB: 2 BB: 0 P: 18	R: 0 E: 0 K: 1 S: 12	H: 1 LOB: 1 BB: 0 P: 16	R: 0 E: 0 K: 0 S: 10	H: 2 LOB: 2 BB: 0 P: 16	R: 1 E: 0 K: 0 S: 9	H: 1 LOB: 0 BB: 0 P: 13	R: 0 E: 0 K: 2 S: 17	H: 1 LOB: 2 BB: 0 P: 24	R: 1 E: 0 K: 1 S: 13	H: 2 LOB: 2 BB: 1 P: 21	1B: 7 2B: 3 3B: 0 HR: 1	SF: 0 SAC: 0 DP: 0 HBP: 0	WP: 0 PB: 0 SB: 0 CS: 0	PA: 39
PITCHER	IP WLS BF H R ER SO BB IBB HBP BLK WP HR S P ERA WHIP																					
39 Brett Myers, R ERA: 1.77	(1, 1) 7.0 W 29 8 1 1 5 0 0 0 0 0 0 1 67 100 1.29 1.143																					
47 Jeff Fulchino, R ERA: 3.0	(8, 1) 1.0 4 1 0 0 2 0 0 0 0 0 0 0 17 24 0.00 1.000																					
62 Aneury Rodriguez, R ERA: 13.5	(9, 1) 1.0 6 2 1 1 1 1 0 0 0 0 0 0 13 21 9.00 3.000																					

Batter	1	2	3	4	5	6	7	8	9	AB	R	H	RBI	BB	SO	LOB	BOTTOM			
21 Michael Bourn, L OBP: 0.348, SLG: 0.463										5	4	2	1	0	1	2	Chicago Cubs @ Houston Astros Minute Maid Park, Houston, TX Tue Apr 12 2011, 7:07 PM - 10:10 PM CDT Att: 23,523 - Partly Cloudy - 80 F			
36 Angel Sanchez, R OBP: 0.234, SLG: 0.512										5	2	4	2	0	0	1				
9 Hunter Pence, R OBP: 0.367, SLG: 0.478										5	1	3	4	0	0	2				
45 Carlos Lee, R OBP: 0.234, SLG: 0.378										5	0	0	1	0	1	6				
29 Brett Wallace, L OBP: 0.341, SLG: 0.361										0	0	0	0	0	0	0				
4 Jason Michaels, R OBP: 0.182, SLG: 0.100										5	0	1	0	0	1	2				
22 Bill Hall, R OBP: 0.268, SLG: 0.410										5	0	1	1	0	2	2				
23 Chris Johnson, R OBP: 0.268, SLG: 0.216										4	0	0	0	0	2	3				
55 Humberto Quintero, R OBP: 0.370, SLG: 0.500										3	2	3	0	1	0	0				
39 Brett Myers, R ERA: 9.82	(1, 1) 1.2 L 14 3 2 2 2 1 0 0 0 0 0 0 34 54 6.00 1.333																			
29 Jeff Samardzija, R ERA: 7.5	(8, 1) 1.1 5 1 0 0 1 0 0 0 0 0 0 0 17 23 0.00 0.750																			
62 Marcos Mateo, R ERA: 2.08	(7, 1) 1.0 3 0 0 0 3 0 0 0 0 0 0 0 10 15 0.00 0.000																			
43 John Grabow, L ERA: 8.31	(8, 1) 1.0 9 5 4 3 0 0 0 0 0 0 0 0 17 19 27.00 5.000																			
Inning Stats	R: 3 E: 1 K: 1 S: 22	H: 4 LOB: 1 BB: 0 P: 32	R: 2 E: 0 K: 0 S: 20	H: 3 LOB: 1 BB: 0 P: 28	R: 0 E: 0 K: 2 S: 9	H: 0 LOB: 0 BB: 0 P: 11	R: 2 E: 0 K: 0 S: 14	H: 2 LOB: 1 BB: 1 P: 24	R: 0 E: 0 K: 0 S: 12	H: 1 LOB: 2 BB: 0 P: 17	R: 0 E: 0 K: 1 S: 14	H: 1 LOB: 1 BB: 0 P: 20	R: 0 E: 0 K: 3 S: 10	H: 0 LOB: 0 BB: 0 P: 15	R: 4 E: 1 K: 0 S: 17	H: 5 LOB: 2 BB: 0 P: 19	1B: 11 2B: 4 3B: 1 HR: 0	SF: 0 SAC: 0 DP: 0 HBP: 1	WP: 0 PB: 0 SB: 2 CS: 0	PA: 43
PITCHER	IP WLS BF H R ER SO BB IBB HBP BLK WP HR S P ERA WHIP																			

Batter	1	2	3	4	5	6	7	8	9	AB	R	H	RBI	BB	SO	LOB	TOP						
13 Starlin Castro, R OBP: 0.411, SLG: 0.500											5	1	3	0	0	0							
15 Darwin Barney, R OBP: 0.394, SLG: 0.448											4	1	2	1	1	0	2						
24 Marlon Byrd, R OBP: 0.377, SLG: 0.471											5	2	0	0	0	1	3						
16 Aramis Ramirez, R OBP: 0.404, SLG: 0.478											5	1	3	1	0	0	0						
28 Jeff Baker, R OBP: 0.385, SLG: 0.577											5	1	2	2	0	0	1						
49 Carlos Marmol, R											0	0	0	0	0	0	0						
18 Geovany Soto, R OBP: 0.304, SLG: 0.341											4	1	2	0	1	0	1						
12 Alfonso Soriano, R OBP: 0.283, SLG: 0.545											4	1	1	3	0	2	4						
21 Tyler Colvin, L OBP: 0.237, SLG: 0.382											4	0	0	0	0	3	2						
34 Kerry Wood, R											0	0	0	0	0	0	0						
22 Carlos Pena, L OBP: 0.343, SLG: 0.222											0	0	0	0	0	0	0						
38 Carlos Zambrano, S OBP: 0.375, SLG: 0.875											3	1	1	1	0	1	0						
62 Marcos Mateo, R											0	0	0	0	0	0	0						
45 Sean Marshall, L											0	0	0	0	0	0	0						
5 Reed Johnson, R OBP: 0.100, SLG: 0.200											1	0	0	0	0	0	0						
Inning Stats	R: 5 E: 0 K: 1 S: 19	H: 4 LOB: 1 BB: 1 P: 26	R: 0 E: 0 K: 0 S: 12	H: 1 LOB: 1 BB: 0 P: 19	R: 0 E: 0 K: 1 S: 11	H: 3 LOB: 2 BB: 0 P: 15	R: 0 E: 0 K: 1 S: 6	H: 0 LOB: 1 BB: 1 P: 12	R: 0 E: 0 K: 1 S: 9	H: 1 LOB: 1 BB: 0 P: 14	R: 1 E: 0 K: 0 S: 11	H: 2 LOB: 0 BB: 0 P: 14	R: 0 E: 0 K: 1 S: 7	H: 0 LOB: 0 BB: 0 P: 10	R: 0 E: 0 K: 2 S: 11	H: 0 LOB: 0 BB: 0 P: 18	R: 3 E: 1 K: 0 S: 24	H: 3 LOB: 1 BB: 0 P: 34	1B: 10 2B: 3 HR: 2	SF: 0 SAC: 0 DP: 2 HBP: 0	WP: 0 PB: 0 SB: 1 CS: 0	PA: 42	
PITCHER	IP WLS BF H R ER SO BB IBB HBP BLK WP HR S P ERA WHIP	5.0 L 25 9 5 5 4 2 0 0 0 0 1 57 86 9.00 2.200	1.0 4 2 1 1 0 0 0 0 0 0 1 11 14 9.00 2.000	1.0 3 0 0 0 1 0 0 0 0 0 0 7 10 0.00 0.000	1.0 3 0 0 0 2 0 0 0 0 0 0 11 18 0.00 0.000	0.1 5 3 3 2 0 0 0 0 0 0 0 0 18 26 54.00 9.000	0.2 2 0 0 0 0 0 0 0 0 0 0 0 0 0 0 0.00 0.000																

Chicago Cubs @ Houston Astros
Minute Maid Park, Houston, TX
Wed Apr 13 2011, 7:08 PM - 10:02 PM CDT
Att: 20,987 - Partly Cloudy - 75 F

AB 40
R 9
H 14
RBI 8
BB 2
SO 7
LOB 13



Batter	1	2	3	4	5	6	7	8	9	AB	R	H	RBI	BB	SO	LOB	BOTTOM
21 Michael Bourn, L OBP: 0.333, SLG: 0.422										4	1	0	0	1	1	2	
36 Angel Sanchez, R OBP: 0.423, SLG: 0.489										4	1	1	0	0	1	1	
9 Hunter Pence, R OBP: 0.340, SLG: 0.440																	

Batter	1	2	3	4	5	6	7	8	9	AB	R	H	RBI	BB	SO	LOB	TOP			
13 Starlin Castro, R OBP: 0.383, SLG: 0.466	G1-3		G6-3		FC5-4			F8		4	0	0	0	0	0	1	Chicago Cubs @ Colorado Rockies Coors Field, Denver, CO Fri Apr 15 2011, 6:41 PM - 9:04 PM MDT Att: 30,218 - Clear - 55 F			
15 Darwin Barney, R OBP: 0.378, SLG: 0.406	K			K		F8			BB	3	0	0	0	1	2	0				
24 Marlon Byrd, R OBP: 0.351, SLG: 0.436	G3			G6-3		G6-3		P6		4	0	0	0	0	0	1				
16 Aramis Ramirez, R OBP: 0.429, SLG: 0.520		1B							G5-3	4	0	3	0	0	0	0				
22 Carlos Pena, L OBP: 0.359, SLG: 0.233	K			1B						3	0	1	0	1	1	2				
12 Alfonso Soriano, R OBP: 0.280, SLG: 0.521				1B						4	0	1	0	0	1	3				
21 Tyler Colvin, L OBP: 0.220, SLG: 0.351										3	0	0	0	0	0	2				
18 Geovany Soto, R OBP: 0.306, SLG: 0.341										3	0	1	0	0	1	0				
17 Matt Garza, R										2	0	0	0	0	2	1				
29 Jeff Samardzija, R										0	0	0	0	0	0	0				
9 Blake DeWitt, L										1	0	0	0	0	0	0				
40 James Russell, L										0	0	0	0	0	0	0				
Inning Stats	R: 0 E: 0 K: 1 S: 8	H: 0 LOB: 0 BB: 0 P: 9	R: 0 E: 0 K: 1 S: 8	H: 2 LOB: 1 BB: 0 P: 13	R: 0 E: 0 K: 1 S: 7	H: 0 LOB: 0 BB: 0 P: 9	R: 0 E: 0 K: 1 S: 8	H: 2 LOB: 2 BB: 0 P: 12	R: 0 E: 0 K: 0 S: 10	H: 1 LOB: 1 BB: 0 P: 15	R: 0 E: 0 K: 2 S: 8	H: 0 LOB: 0 BB: 0 P: 12	R: 0 E: 0 K: 0 S: 9	H: 0 LOB: 1 BB: 1 P: 18	R: 0 E: 0 K: 0 S: 7	H: 0 LOB: 0 BB: 0 P: 12	1B: 5 2B: 1 3B: 0 HR: 0	SF: 0 SAC: 0 DP: 2 HBP: 0	WP: 0 PB: 0 SB: 0 CS: 0	PA: 33
PITCHER 45 Jhoulys Chacin, R ERA: 1.64	IP: 9.0 WLS: W BF: 33 H: 6 R: 0 ER: 0 SO: 7 BB: 2 IBB: 0 HBP: 0 BLK: 0 WP: 0 HR: 0 S: 76 P: 114 ERA: 0.00 WHIP: 0.889																			

AB	31
R	0
H	6
RBI	0
BB	2
SO	7
LOB	10



Batter	1	2	3	4	5	6	7	8	9	AB	R	H	RBI	BB	SO	LOB	BOTTOM			
24 Dexter Fowler, S OBP: 0.344, SLG: 0.352	K			F7						4	0	1	0	0	2	1	Chicago Cubs @ Colorado Rockies Coors Field, Denver, CO Fri Apr 15 2011, 6:41 PM - 9:04 PM MDT Att: 30,218 - Clear - 55 F			
18 Jonathan Herrera, S OBP: 0.583, SLG: 0.967	G3-1							G6-3		3	1	1	0	1	0	0				
5 Carlos González, L OBP: 0.288, SLG: 0.333	K									4	0	0	0	0	3	3				
2 Troy Tulowitzki, R OBP: 0.475, SLG: 0.854		1B								4	1	1	0	0	0	1				
17 Todd Helton, L OBP: 0.389, SLG: 0.485										4	1	2	1	0	0	0				
7 Seth Smith, L OBP: 0.382, SLG: 0.524										3	1	0	0	1	1	1				
22 Jose Lopez, R OBP: 0.190, SLG: 0.317	K									3	0	0	0	0	1	3				
20 Chris Iannetta, R OBP: 0.444, SLG: 0.469										3	1	1	3	0	1	0				
45 Jhoulys Chacin, R OBP: 0.167, SLG: 0.167										3	0	1	0	0	0	0				
Inning Stats	R: 0 E: 0 K: 2 S: 10	H: 0 LOB: 0 BB: 0 P: 16	R: 4 E: 1 K: 1 S: 18	H: 4 LOB: 2 BB: 2 P: 36	R: 0 E: 0 K: 0 S: 6	H: 0 LOB: 0 BB: 0 P: 12	R: 0 E: 0 K: 1 S: 12	H: 1 LOB: 1 BB: 0 P: 19	R: 1 E: 0 K: 1 S: 14	H: 2 LOB: 1 BB: 0 P: 22	R: 0 E: 0 K: 0 S: 8	H: 0 LOB: 0 BB: 0 P: 14	R: 0 E: 0 K: 2 S: 8	H: 0 LOB: 0 BB: 0 P: 10	R: 0 E: 0 K: 1 S: 6	H: 0 LOB: 0 BB: 0 P: 7		1B: 5 2B: 1 3B: 1 HR: 0	SF: 0 SAC: 0 DP: 0 HBP: 0	WP: 0 PB: 0 SB: 0 CS: 0
PITCHER 17 Matt Garza, R ERA: 6.27 29 Jeff Samardzija, R ERA: 6.43 40 James Russell, L ERA: 7.71	IP: 6.0 WLS: L BF: 27 H: 7 R: 5 ER: 5 SO: 5 BB: 2 IBB: 0 HBP: 0 BLK: 0 WP: 0 HR: 0 S: 68 P: 119 ERA: 7.50 WHIP: 1.500																			

AB	31
R	5
H	7
RBI	4
BB	2
SO	8
LOB	9



Batter	1	2	3	4	5	6	7	8	9	10	AB	R	H	RBI	BB	SO	LOB	TOP							
25 Will Venable, L (1, 9) OBP: 0.241, SLG: 0.170	(1, 9) C SI 88 B FF 87 B SI 89 S FF 89		(1, 0) B SI 88 X FF 87			(0, 2) C FS 86 C FS 81 X FF 87			(0, 0) X SL 85			3	0	0	0	1	0								
13 Chris Denorfa, R (9, PH) OBP: 0.357, SLG: 0.423	(9, 9) C SI 88 B FF 87 B SI 89 S FF 89		(2, 0) B FF 87 B SI 89 X FF 90			(2, 3) B FS 79 C FS 82 B FS 84 C FF 87			(0, 0) X SL 86			2	0	0	0	1	1								
7 Chase Headley, S (1, 5) OBP: 0.375, SLG: 0.426	(1, 5) B SI 88 B FS 81 B SI 89 B SI 90		(0, 1) C FF 88 X SI 88			(0, 0) X FF 90			(0, 2) S CU 76 S CU 77 C FF 92			4	0	0	0	0	2								
1 Orlando Hudson, S (1, 4) OBP: 0.379, SLG: 0.333	(1, 4) C SI 87 B SI 88 B FS 81 B SI 89 S FF 90		(1, 3) B FF 87 B SI 88 S SI 81			(2, 3) B SI 87 C SI 88 B SI 89 S SI 89			(1, 0) H SL 78			3	0	0	0	0	3								
3 Jorge Cantu, R (1, 3) OBP: 0.238, SLG: 0.270	(1, 3) B FF 87 B SI 88 S SI 81		(1, 0) B SI 90 X SI 90			(2, 3) C FS 86 B FS 86 B SI 79 C SI 89 S SL 78			(1, 3) C FF 91 S FF 92 B FF 93 S SL 80			4	0	1	0	0	3								
4 Nick Hundley, R (1, 2) OBP: 0.404, SLG: 0.600	(1, 2) B FF 88 C SI 79 B SI 89 S SI 89		(1, 0) B SI 90 X SI 90			(3, 2) S CU 70 C SI 80 B SI 80 B SI 81 C SI 82			(1, 3) C FF 91 S FF 92 B FF 93 S SL 80			4	0	1	0	0	3								
47 Ryan Ludwick, R (1, 7) OBP: 0.262, SLG: 0.212	(1, 7) X SI 90		(3, 2) B SI 78 B SI 79 B SI 80 X SI 81 X SI 82			(2, 3) B SI 88 B FC 88 F SI 88 C FF 90			(1, 2) B SI 88 X SI 87			4	0	0	0	0	1								
24 Cameron Maybin, R (1, 8) OBP: 0.306, SLG: 0.446	(1, 8) X SI 89		(1, 1) C SI 89 B FF 89 X SI 79			(0, 2) C SI 88 F FF 91 X CU 73			(1, 0) B SI 88 X SI 87			4	0	2	0	0	0								
8 Jason Bartlett, R (1, 6) OBP: 0.275, SLG: 0.196	(1, 6) B SI 89 X SI 89		(1, 0) B SI 89 X SI 89			(3, 2) C SI 88 B SI 89 B SI 89 X SI 88			(2, 1) C SI 88 B FF 91 X SI 88			2	0	0	0	0	0								
46 Tim Stauffer, R (1, 11) OBP: 0.252, SLG: 0.212	(1, 11) B SI 89 X SI 89		(1, 0) B SI 89 X SI 89			(2, 1) C SI 88 B SI 89 X SI 88			(0, 2) 1 SAFE C FF 90 F FF 91 X SI 81			2	0	0	0	0	0								
11 Brad Hawpe, L (8, PH) OBP: 0.303, SLG: 0.162	(8, PH) B SI 89 X SI 89		(1, 0) B SI 89 X SI 89			(2, 3) B SI 88 B SI 89 X SI 88			(0, 2) 1 SAFE C FF 90 F FF 91 X SI 81			1	0	0	0	0	0								
37 Mike Adams, R (8, 1) OBP: 0.206, SLG: 0.167	(8, 1) B SI 89 X SI 89		(1, 0) B SI 89 X SI 89			(0, 2) C SI 88 B SI 89 X SI 88			(0, 2) 1 SAFE C FF 90 F FF 91 X SI 81			0	0	0	0	0	0								
57 Luke Gregerson, L (10, PH) OBP: 0.206, SLG: 0.167	(10, PH) B SI 89 X SI 89		(1, 0) B SI 89 X SI 89			(0, 2) C SI 88 B SI 89 X SI 88			(0, 2) 1 SAFE C FF 90 F FF 91 X SI 81			0	0	0	0	0	0								
50 Chad Qualls, R (10, 1) OBP: 0.227, SLG: 0.375	(10, 1) B SI 89 X SI 89		(1, 0) B SI 89 X SI 89			(0, 2) C SI 88 B SI 89 X SI 88			(0, 2) 1 SAFE C FF 90 F FF 91 X SI 81			0	0	0	0	0	0								
Inning Stats	R: 0 E: 0 K: 3 S: 14	H: 0 LOB: 1 BB: 1 P: 24	R: 0 E: 1 K: 1 S: 8	H: 2 LOB: 2 BB: 0 P: 13	R: 0 E: 0 K: 0 S: 4	H: 0 LOB: 0 BB: 0 P: 7	R: 0 E: 0 K: 1 S: 8	H: 1 LOB: 0 BB: 0 P: 13	R: 0 E: 0 K: 1 S: 10	H: 0 LOB: 0 BB: 0 P: 15	R: 0 E: 0 K: 1 S: 7	H: 0 LOB: 0 BB: 0 P: 9	R: 0 E: 0 K: 3 S: 12	H: 0 LOB: 0 BB: 0 P: 19	R: 0 E: 0 K: 0 S: 6	H: 0 LOB: 0 BB: 0 P: 10	R: 0 E: 0 K: 2 S: 8	H: 1 LOB: 2 BB: 0 P: 10	R: 0 E: 0 K: 1 S: 14	H: 1 LOB: 1 BB: 0 P: 18	1B: 5 2B: 1 3B: 0 HR: 0	SF: 0 SAC: 1 DP: 1 HBP: 1	WP: 0 PB: 0 SB: 1 CS: 0	PA: 36	
PITCHER	IP 8.0	WLS 27	BF 3	H 0	R 0	ER 0	SO 10	BB 1	IBB 0	HBP 0	BLK 0	WP 0	HR 0	S 69	P 110	ERA 0.00	WHIP 0.500								
38 Carlos Zambrano, R (1, 1) ERA: 4.21	0.2	3	1	0	0	1	0	0	0	0	0	0	0	5	5	0.00	1.500								
45 Sean Marshall, L (9, 1) ERA: 1.17	1.1	W	6	1	0	0	2	0	0	1	0	0	0	17	23	0.00	0.750								
49 Carlos Marmol, R (9, 1) ERA: 2.08																									

San Diego Padres @ Chicago Cubs
Wrigley Field, Chicago, IL
Mon Apr 18 2011, 7:08 PM - 9:33 PM CDT
Att: 36,597 - Cloudy - 34 F


AB 33
R 0
H 5
RBI 0
BB 1
SO 13
LOB 10



Batter	1	2	3	4	5	6	7	8	9	10	AB	R	H	RBI	BB	SO	LOB	BOTTOM							
13 Starlin Castro, R (1, 6) OBP: 0.432, SLG: 0.563	(1, 6) B SI 88 B SI 89 B SI 90 X SI 90		(3, 0) B SI 85 B SI 85 X SI 89			(0, 0) X SI 90			(0, 1) C SI 86 X SI 87			4	0	1	0	0	0								
15 Darwin Barney, R (1, 4) OBP: 0.360, SLG: 0.422	(1, 4) B SI 90 X SI 89		(1, 2) C SI 88 C SI 89 X SI 89			(1, 1) 1 SAFE C SI 87 F SI 87 X CH 77			(1, 1) B SI 91 X SI 87			3	0	0	0	0	0								
24 Marlon Byrd, R (1, 8) OBP: 0.296, SLG: 0.362	(1, 8) B SI 90 B SI 90 X SI 91		(0, 2) B SI 88 B SI 89 X SI 91			(1, 1) B SI 85 B SI 86 X SI 76			(2, 1) C SI 80 B SI 84 B SI 86 X SI 86			4	0	0	0	0	0								
16 Aramis Ramirez, R (1, 5) OBP: 0.412, SLG: 0.467	(1, 5) X SI 84		(4, 0) B CH 79 B SI 89 B SI 89			(2, 1) B SI 91 C SI 91 B CH 80			(2, 2) B SI 91 B SI 90 B SI 85 X SI 85			3	0	0	0	1	0								
22 Carlos Pena, L (1, 3) OBP: 0.346, SLG: 0.238	(1, 3) B SI 90 F SI 84 L CH 79 X CU 76		(0, 0) X CH 79			(1, 2) B SI 83 F SI 88 L SI 84 X SI 89			(0, 0) X SI 89			4	0	1	0	0	0								
12 Alfonso Soriano, R (1, 7) OBP: 0.286, SLG: 0.533	(1, 7) X SI 91 X SI 90		(0, 1) C SI 89 X SI 90			(0, 3) F SI 87 F SI 88 S CU 76			(0, 0) X SI 90			4	0	0	0	0	2								
1 Kosuke Fukudome, L (1, 9) OBP: 0.485, SLG: 0.320	(1, 9) B CU 74 C SI 89 B SI 88 B SI 89 X SI 89		(3, 2) C SI 89 B SI 88 B SI 89 X SI 89			(3, 2) C SI 92 B CU 77 C SI 91 B CH 78 B SI 92 X SI 90			(0, 0) X SI 89			3	0	1	0	1	0								
18 Geovany Soto, R (1, 2) OBP: 0.333, SLG: 0.353	(1, 2) B SI 90 B SI 90 X SI 90		(3, 2) C SI 89 B SI 87 B SI 86 X SI 90			(2, 3) C SI 89 B SI 90 B SI 85 X SI 91			(3, 2) B CU 74 1 SAFE B SI 89 B SI 88 B SI 90 X SI 90			4	1	1	0	0	1								
38 Carlos Zambrano, S (1, 1) OBP: 0.333, SLG: 0.778	(1, 1) 1 SAFE X SI 89		(0, 0) B SI 85 X SI 89			(2, 3) B SI 85 B SI 85 X SI 91			(1, 0) B SI 85 X SI 91			1	0	0	0	0	1								
9 Blake DeWitt, L (8, PH) ERA: 1.0	(8, PH) B SI 89 X SI 89		(1, 2) 1 SAFE X SI 89			(0, 0) B SI 85 X SI 89			(1, 1) B SI 89 X SI 92			1	0	0	0	0	0								
45 Sean Marshall, L (9, 1) OBP: 0.251, SLG: 0.250	(9, 1) B SI 89 X SI 89		(1, 2) 1 SAFE X SI 89			(2, 3) B SI 85 B SI 85 X SI 91			(1, 1) B SI 89 X SI 92			0	0	0	0	0	0								
49 Carlos Marmol, R (9, 1) OBP: 0.227, SLG: 0.375	(9, 1) B SI 89 X SI 89		(1, 2) 1 SAFE X SI 89			(2, 3) B SI 85 B SI 85 X SI 91			(1, 1) B SI 89 X SI 92			1	0	1	1	0	0								
21 Tyler Colvin, L (10, PH) ERA: 1.17	(10, PH) B SI 89 X SI 89		(1, 2) 1 SAFE X SI 89			(2, 3) B SI 85 B SI 85 X SI 91			(1, 1) B SI 89 X SI 92			1	0	1	1	0	0								
Inning Stats	R: 0 E: 0 K: 0 S: 7	H: 0 LOB: 0 BB: 0 P: 12	R: 0 E: 0 K: 0 S: 6	H: 0 LOB: 0 BB: 0 P: 9	R: 0 E: 0 K: 0 S: 8	H: 1 LOB: 1 BB: 0 P: 17	R: 0 E: 0 K: 0 S: 7	H: 0 LOB: 1 BB: 1 P: 12	R: 0 E: 0 K: 3 S: 12	H: 1 LOB: 1 BB: 0 P: 20	R: 0 E: 0 K: 0 S: 7	H: 1 LOB: 1 BB: 0 P: 11	R: 0 E: 0 K: 1 S: 10	H: 1 LOB: 1 BB: 0 P: 14	R: 0 E: 0 K: 0 S: 5	H: 0 LOB: 0 BB: 0 P: 7	R: 0 E: 0 K: 0 S: 6	H: 0 LOB: 0 BB: 0 P: 10	R: 1 E: 0 K: 0 S: 5	H: 1 LOB: 1 BB: 1 P: 10	1B: 4 2B: 1 3B: 0 HR: 0	SF: 0 SAC: 2 DP: 0 HBP: 0	WP: 0 PB: 0 SB: 0 CS: 0	PA: 36	
PITCHER	IP 7.0	WLS 26	BF 4	H 0	R 0	ER 0	SO 4	BB 1	IBB 0	HBP 0	BLK 0	WP 0	HR 0	S 57	P 95	ERA 0.00	WHIP 0.714								
46 Tim Stauffer, R (1, 1) ERA: 3.27	1.0	3	0	0	0	0	0	0	0	0	0	0	0	5	7	0.00	0.000								
37 Mike Adams, R (8, 1) ERA: 1.0	1.0	3	0	0	0	0	0	0	0	0	0	0	0	6	10	0.00	0.000								
57 Luke Gregerson, R (9, 1) ERA: 1.08	0.2	L	4	1	1	1	0	1	0	0	0	0	0	5	10	13.50	3.000								
50 Chad Qualls, R (10, 1) ERA: 1.17																									

San Diego Padres @ Chicago Cubs
Wrigley Field, Chicago, IL
Mon Apr 18 2011, 7:08 PM - 9:33 PM CDT
Att: 36,597 - Cloudy - 34 F

AB 32
R 1
H 5
RBI 1
BB 2
SO 4
LOB 10



Batter	1	2	3	4	5	6	7	8	9	10	11	AB	R	H	RBI	BB	SO	LOB	TOP							
25 Will Venable, L (1.9) OBP: 0.250, SLG: 0.173												5	0	1	0	1	2	2								
8 Jason Bartlett, R (1.6) OBP: 0.316, SLG: 0.240												4	0	3	1	1	0	0								
1 Orlando Hudson, S (1.4) OBP: 0.389, SLG: 0.316												3	0	0	0	3	3	2								
7 Chase Headley, S (1.5) OBP: 0.371, SLG: 0.397												4	0	0	0	2	2	7								
4 Nick Hundley, R (1.2) OBP: 0.397, SLG: 0.571												6	0	2	0	0	1	6								
47 Ryan Ludwick, R (1.7) OBP: 0.239, SLG: 0.232												4	0	2	0	1	1	1								
11 Brad Hawpe, L (1.3) OBP: 0.174, SLG: 0.143												5	0	0	0	0	3	8								
9 Eric Patterson, L (1.8) OBP: 0.133, SLG: 0.333												2	0	0	0	0	0	1								
26 Dustin Moseley, R (1.1) OBP: 0.308, SLG: 0.431												2	0	1	0	0	1	0								
24 Cameron Maybin, R (7.8) OBP: 0.308, SLG: 0.431												2	1	0	0	1	1									
Inning Stats	R: 0 E: 0 K: 3 S: 13	H: 1 LOB: 1 BB: 0 P: 18	R: 0 E: 0 K: 2 S: 11	H: 1 LOB: 1 BB: 0 P: 19	R: 0 E: 0 K: 1 S: 7	H: 0 LOB: 0 BB: 0 P: 10	R: 0 E: 0 K: 2 S: 12	H: 2 LOB: 2 BB: 0 P: 20	R: 0 E: 0 K: 1 S: 9	H: 2 LOB: 2 BB: 0 P: 12	R: 0 E: 1 K: 0 S: 18	H: 0 LOB: 3 BB: 2 P: 35	R: 0 E: 0 K: 1 S: 9	H: 0 LOB: 0 BB: 0 P: 11	R: 1 E: 0 K: 1 S: 13	H: 1 LOB: 1 BB: 1 P: 24	R: 0 E: 0 K: 2 S: 14	H: 1 LOB: 2 BB: 1 P: 21	R: 0 E: 0 K: 1 S: 16	H: 1 LOB: 3 BB: 2 P: 28	1B: 9 2B: 0 3B: 0 HR: 0	SF: 1 SAC: 0 DP: 1 HBP: 0	WP: 1 PB: 0 SB: 5 CS: 0	PA: 50		
PITCHER	17 Matt Garza, R ERA: 4.74	43 John Grabow, L ERA: 9.53	62 Marcos Mateo, R ERA: 8.44	45 Sean Marshall, L ERA: 1.0	49 Carlos Marmol, R ERA: 2.79	29 Jeff Samardzija, R ERA: 4.09																				

San Diego Padres @ Chicago Cubs
Wrigley Field, Chicago, IL
Wed Apr 20 2011, 1:22 PM - 5:20 PM CDT
Att: 35,644 - Cloudy - 42 F


AB	40
R	1
H	9
RBI	1
BB	9
SO	14
LOB	30



Batter	1	2	3	4	5	6	7	8	9	10	11	AB	R	H	RBI	BB	SO	LOB	BOTTOM						
13 Starlin Castro, R (1.6) OBP: 0.405, SLG: 0.526												5	0	0	0	0	1	3							
15 Darwin Barney, R (1.4) OBP: 0.345, SLG: 0.400												5	0	1	0	0	0	2							
24 Marlon Byrd, R (1.8) OBP: 0.289, SLG: 0.351												5	0	1	1	0	1	1							
16 Aramis Ramirez, R (1.5) OBP: 0.411, SLG: 0.453												4	0	1	0	1	0	1							
22 Carlos Pena, L (1.3) OBP: 0.333, SLG: 0.217												4	0	0	0	1	2	4							
12 Alfonso Soriano, R (1.7) OBP: 0.289, SLG: 0.524												3	0	1	0	0	0	0							
49 Carlos Marmol, R (9.1) OBP: 0.290, SLG: 0.583												0	0	0	0	0	0	0							
5 Reed Johnson, R (10.9) OBP: 0.290, SLG: 0.583												1	1	1	1	0	0	0							
21 Tyler Colvin, L (1.9) OBP: 0.208, SLG: 0.341												4	0	0	0	0	2	1							
18 Geovany Soto, R (1.2) OBP: 0.344, SLG: 0.382												4	0	2	0	0	1	0							
17 Matt Garza, R (1.1) OBP: 0.289, SLG: 0.524												2	1	0	0	0	1	2							
43 John Grabow, L (7.1) OBP: 0.289, SLG: 0.524												0	0	0	0	0	0	0							
45 Sean Marshall, L (7.1) OBP: 0.289, SLG: 0.524												0	0	0	0	0	0	0							
1 Kosuke Fukudome, L (8.9) OBP: 0.289, SLG: 0.524												2	0	2	0	0	0	0							
28 Jeff Baker, R (8.9) OBP: 0.289, SLG: 0.524												1	0	0	0	0	0	2							
29 Jeff Samardzija, R (10.1) OBP: 0.289, SLG: 0.524												0	0	0	0	0	0	0							
Inning Stats	R: 0 E: 0 K: 0 S: 5	H: 1 LOB: 0 BB: 0 P: 10	R: 0 E: 0 K: 2 S: 10	H: 1 LOB: 1 BB: 0 P: 18	R: 1 E: 1 K: 0 S: 13	H: 2 LOB: 3 BB: 1 P: 24	R: 0 E: 0 K: 1 S: 9	H: 1 LOB: 1 BB: 0 P: 13	R: 0 E: 0 K: 0 S: 6	H: 0 LOB: 2 BB: 1 P: 23	R: 0 E: 1 K: 0 S: 13	H: 1 LOB: 1 BB: 0 P: 21	R: 0 E: 0 K: 2 S: 11	H: 1 LOB: 0 BB: 0 P: 17	R: 1 E: 0 K: 0 S: 2	H: 1 LOB: 0 BB: 0 P: 3	1B: 7 2B: 1 3B: 0 HR: 1	SF: 0 SAC: 0 DP: 1 HBP: 0	WP: 0 PB: 0 SB: 0 CS: 0	PA: 42					
PITCHER	26 Dustin Moseley, R ERA: 1.4	34 Pat Neshek, R ERA: 2.57	52 Cory Luebke, L ERA: 10.29	37 Mike Adams, R ERA: 0.9	57 Luke Gregerson, R ERA: 1.9																				

San Diego Padres @ Chicago Cubs
Wrigley Field, Chicago, IL
Wed Apr 20 2011, 1:22 PM - 5:20 PM CDT
Att: 35,644 - Cloudy - 42 F

AB	40
R	2
H	9
RBI	2
BB	2
SO	8
LOB	16




Batter	1	2	3	4	5	6	7	8	9	AB	R	H	RBI	BB	SO	LOB	TOP		
13 Chris Denorfia, R OBP: 0.389, SLG: 0.531	G4-3		G4-3				HR		1B		5	1	3	1	0	0	1		
8 Jason Bartlett, R OBP: 0.311, SLG: 0.241	1B		F7				F9		G4-3		4	0	1	0	0	0	2		
7 Chase Headley, S OBP: 0.365, SLG: 0.377	G6-4-3		G6-3				F7		CS		3	0	0	0	0	0	2		
3 Jorge Cantu, R OBP: 0.234, SLG: 0.262		P4		G6-3		G5-3			1B		4	0	1	0	0	0	1		
24 Cameron Maybin, R OBP: 0.319, SLG: 0.484	HR		HR				G5-3		F7		4	2	2	1	0	0	1		
47 Ryan Ludwick, R OBP: 0.314, SLG: 0.350	HR		HR				2B		K		4	2	3	2	0	1	1		
32 Rob Johnson, R OBP: 0.438, SLG: 0.467	P4		G6-3				1B		K		4	0	1	0	0	1	2		
14 Alberto Gonzalez, R OBP: 0.304, SLG: 0.400	P6						SF8		CS		1	0	0	1	2	0	0		
41 Aaron Harang, R OBP: 0.143, SLG: 0.286							P4		G5-3		3	0	1	0	0	0	3		
39 Ernesto Frieri, R											0	0	0	0	0	0	0		
50 Chad Qualls, R											0	0	0	0	0	0	0		
1 Orlando Hudson, S											1	0	0	0	0	0	1		
21 Heath Bell, R											0	0	0	0	0	0	0		
Inning Stats	R: 0 E: 0 K: 0 S: 8	H: 1 LOB: 0 BB: 0 P: 12	R: 2 E: 0 K: 0 S: 16	H: 2 LOB: 0 BB: 0 P: 22	R: 0 E: 0 K: 0 S: 9	H: 1 LOB: 1 BB: 0 P: 12	R: 1 E: 0 K: 0 S: 14	H: 2 LOB: 2 BB: 1 P: 24	R: 1 E: 0 K: 0 S: 9	H: 1 LOB: 1 BB: 0 P: 14	R: 0 E: 0 K: 0 S: 10	H: 1 LOB: 1 BB: 0 P: 16	R: 0 E: 0 K: 2 S: 10	H: 1 LOB: 1 BB: 0 P: 15	R: 0 E: 0 K: 0 S: 9	H: 1 LOB: 0 BB: 1 P: 15	1B: 6 2B: 3 3B: 0 HR: 3	SF: 1 SAC: 0 DP: 1 HBP: 1	WP: 0 PA: 38 PB: 0 SB: 1 CS: 4
PITCHER	IP WLS BF H R ER SO BB IBB HBP BLK WP HR S P ERA WHIP																		
40 James Russell, L ERA: 8.0	4.0 L 19 7 4 4 0 0 0 1 0 0 0 3 50 74 9.00 1.750																		
44 Jeff Stevens, R ERA: 2.45	2.0 8 2 1 1 0 0 0 0 1 0 0 0 16 22 4.50 1.000																		
62 Marcos Mateo, R ERA: 6.14	2.0 7 2 0 0 2 0 0 0 0 0 0 0 19 31 0.00 1.000																		
43 John Grabow, L ERA: 8.1	1.0 3 1 0 0 0 1 0 0 0 0 0 0 9 15 0.00 2.000																		

San Diego Padres @ Chicago Cubs
Wrigley Field, Chicago, IL
Wed Apr 20 2011, 6:15 PM - 8:56 PM CDT
Att: 35,095 - Overcast - 42 F

livebaseballscorecards.com

AB 33
R 5
H 12
RBI 5
BB 2
SO 2
LOB 14




Batter	1	2	3	4	5	6	7	8	9	AB	R	H	RBI	BB	SO	LOB	BOTTOM				
1 Kosuke Fukudome, L OBP: 0.500, SLG: 0.375	K		F7				P6		1B		5	0	2	0	0	1	2				
15 Darwin Barney, R OBP: 0.350, SLG: 0.400	1B		F8				K		K		5	0	2	1	0	2	2				
13 Starlin Castro, R OBP: 0.398, SLG: 0.513	F8						F8		G6-3		4	0	1	0	0	0	3				
16 Aramis Ramirez, R OBP: 0.403, SLG: 0.441	L7						1B		K		4	0	1	0	0	1	2				
22 Carlos Pena, L OBP: 0.322, SLG: 0.208							K		K		2	0	0	0	0	2	1				
62 Marcos Mateo, R											0	0	0	0	0	0	0				
9 Blake DeWitt, L OBP: 0.286, SLG: 0.308									HR		1	1	1	0	0	0	0				
43 John Grabow, L											0	0	0	0	0	0	0				
12 Alfonso Soriano, R OBP: 0.300, SLG: 0.582	P2						G2-3		HR		4	2	2	2	0	0	1				
18 Geovany Soto, R OBP: 0.323, SLG: 0.356	F9						P4		K		4	0	0	0	0	1	2				
5 Reed Johnson, R OBP: 0.375, SLG: 0.688							1B		G5-3		4	0	3	1	0	0	0				
40 James Russell, L											1	0	0	0	0	1	1				
44 Jeff Stevens, R											0	0	0	0	0	0	0				
28 Jeff Baker, R OBP: 0.355, SLG: 0.516											3	1	1	0	0	1	1				
24 Marlon Byrd, R OBP: 0.286, SLG: 0.347											1	0	0	0	0	1	1				
Inning Stats	R: 0 E: 0 K: 1 S: 12	H: 1 LOB: 1 BB: 0 P: 19	R: 0 E: 0 K: 1 S: 5	H: 0 LOB: 0 BB: 0 P: 9	R: 0 E: 0 K: 1 S: 9	H: 1 LOB: 0 BB: 0 P: 14	R: 0 E: 0 K: 1 S: 14	H: 1 LOB: 1 BB: 0 P: 17	R: 2 E: 0 K: 0 S: 16	H: 5 LOB: 2 BB: 0 P: 23	R: 0 E: 0 K: 1 S: 10	H: 1 LOB: 1 BB: 0 P: 15	R: 0 E: 0 K: 2 S: 14	H: 1 LOB: 1 BB: 0 P: 22	R: 2 E: 0 K: 2 S: 14	H: 2 LOB: 0 BB: 0 P: 18	R: 0 E: 0 K: 1 S: 14	H: 1 LOB: 1 BB: 0 P: 23	1B: 10 2B: 2 3B: 0 HR: 1	SF: 0 SAC: 0 DP: 0 HBP: 0	WP: 0 PA: 38 PB: 0 SB: 0 CS: 1
PITCHER	IP WLS BF H R ER SO BB IBB HBP BLK WP HR S P ERA WHIP																				
41 Aaron Harang, R ERA: 1.88	6.0 W 25 9 2 2 2 0 0 0 0 0 0 0 66 97 3.00 1.500																				
39 Ernesto Frieri, R ERA: 1.96	1.0 H 4 1 0 0 2 0 0 0 0 0 0 0 14 22 0.00 1.000																				
50 Chad Qualls, R ERA: 3.12	1.0 H 5 2 2 2 2 0 0 0 0 0 0 1 14 18 18.00 2.000																				
21 Heath Bell, R ERA: 1.13	1.0 S 4 1 0 0 1 0 0 0 0 0 0 0 14 23 0.00 1.000																				

San Diego Padres @ Chicago Cubs
Wrigley Field, Chicago, IL
Wed Apr 20 2011, 6:15 PM - 8:56 PM CDT
Att: 35,095 - Overcast - 42 F

livebaseballscorecards.com

AB 38
R 4
H 13
RBI 4
BB 0
SO 10
LOB 16



Batter	1	2	3	4	5	6	7	8	9	AB	R	H	RBI	BB	SO	LOB	TOP						
14 Jamey Carroll, R OBP: 0.365, SLG: 0.368																							
23 Casey Blake, R OBP: 0.400, SLG: 0.458																							
16 Andre Ethier, L 10 Tony Gwynn Jr., L OBP: 0.304, SLG: 0.364																							
27 Matt Kemp, R OBP: 0.489, SLG: 0.636																							
5 Juan Uribe, R 13 Ivan De Jesus Jr., R OBP: 0.154, SLG: 0.063																							
7 James Loney, L OBP: 0.202, SLG: 0.225																							
47 Jerry Sands, R OBP: 0.150, SLG: 0.222																							
17 A.J. Ellis, R OBP: 0.421, SLG: 0.267																							
58 Chad Billingsley, R 74 Kenley Jansen, S 33 Marcus Thames, R 37 Lance Cormier, R																							
Inning Stats	R: 0 E: 0 K: 2 S: 19	H: 0 LOB: 2 BB: 2 P: 31	R: 0 E: 0 K: 1 S: 5	H: 0 LOB: 0 BB: 0 P: 8	R: 6 E: 0 K: 1 S: 28	H: 6 LOB: 2 BB: 2 P: 57	R: 2 E: 0 K: 2 S: 17	H: 1 LOB: 0 BB: 1 P: 25	R: 0 E: 0 K: 0 S: 11	H: 0 LOB: 1 BB: 2 P: 22	R: 1 E: 0 K: 0 S: 19	H: 0 LOB: 2 BB: 3 P: 36	R: 0 E: 0 K: 1 S: 6	H: 0 LOB: 0 BB: 0 P: 10	R: 0 E: 0 K: 1 S: 8	H: 1 LOB: 1 BB: 0 P: 11	R: 3 E: 0 K: 0 S: 19	H: 6 LOB: 2 BB: 0 P: 30	1B: 10 2B: 2 3B: 0 HR: 2	SF: 1 SAC: 0 DP: 1 HBP: 0	WP: 0 PB: 0 SB: 0 CS: 1	PA: 49	
PITCHER	IP WLS BF H R ER SO BB IBB HBP BLK WP HR S P ERA WHIP	IP WLS BF H R ER SO BB IBB HBP BLK WP HR S P ERA WHIP	IP WLS BF H R ER SO BB IBB HBP BLK WP HR S P ERA WHIP	IP WLS BF H R ER SO BB IBB HBP BLK WP HR S P ERA WHIP	IP WLS BF H R ER SO BB IBB HBP BLK WP HR S P ERA WHIP	IP WLS BF H R ER SO BB IBB HBP BLK WP HR S P ERA WHIP	IP WLS BF H R ER SO BB IBB HBP BLK WP HR S P ERA WHIP	IP WLS BF H R ER SO BB IBB HBP BLK WP HR S P ERA WHIP	IP WLS BF H R ER SO BB IBB HBP BLK WP HR S P ERA WHIP	IP WLS BF H R ER SO BB IBB HBP BLK WP HR S P ERA WHIP	IP WLS BF H R ER SO BB IBB HBP BLK WP HR S P ERA WHIP	IP WLS BF H R ER SO BB IBB HBP BLK WP HR S P ERA WHIP	IP WLS BF H R ER SO BB IBB HBP BLK WP HR S P ERA WHIP	IP WLS BF H R ER SO BB IBB HBP BLK WP HR S P ERA WHIP	IP WLS BF H R ER SO BB IBB HBP BLK WP HR S P ERA WHIP	IP WLS BF H R ER SO BB IBB HBP BLK WP HR S P ERA WHIP	IP WLS BF H R ER SO BB IBB HBP BLK WP HR S P ERA WHIP	IP WLS BF H R ER SO BB IBB HBP BLK WP HR S P ERA WHIP	IP WLS BF H R ER SO BB IBB HBP BLK WP HR S P ERA WHIP	IP WLS BF H R ER SO BB IBB HBP BLK WP HR S P ERA WHIP	IP WLS BF H R ER SO BB IBB HBP BLK WP HR S P ERA WHIP	IP WLS BF H R ER SO BB IBB HBP BLK WP HR S P ERA WHIP	IP WLS BF H R ER SO BB IBB HBP BLK WP HR S P ERA WHIP

Los Angeles Dodgers @ Chicago Cubs
Wrigley Field, Chicago, IL
Fri Apr 22 2011, 2:36 PM - 5:49 PM CDT
Att: 36,995 - Cloudy - 41 F

AB 38
R 12
H 14
RBI 12
BB 10
SO 8
LOB 18



Batter	1	2	3	4	5	6	7	8	9	AB	R	H	RBI	BB	SO	LOB	BOTTOM							
1 Kosuke Fukudome, L OBP: 0.533, SLG: 0.417																								
15 Darwin Barney, R OBP: 0.338, SLG: 0.383																								
13 Starlin Castro, R OBP: 0.398, SLG: 0.500																								
16 Aramis Ramirez, R 21 Tyler Colvin, L OBP: 0.200, SLG: 0.326																								
22 Carlos Pena, L OBP: 0.317, SLG: 0.196																								
24 Marlon Byrd, R 62 Marcos Mateo, R																								
12 Alfonso Soriano, R 43 John Grabow, L																								
5 Reed Johnson, R OBP: 0.353, SLG: 0.647																								
18 Geovany Soto, R 55 Koyie Hill, S OBP: 0.273, SLG: 0.111																								
27 Casey Coleman, L 44 Jeff Stevens, R																								
9 Blake DeWitt, L OBP: 0.313, SLG: 0.333																								
Inning Stats	R: 0 E: 0 K: 1 S: 8	H: 0 LOB: 1 BB: 1 P: 15	R: 0 E: 0 K: 0 S: 8	H: 0 LOB: 0 BB: 0 P: 14	R: 0 E: 0 K: 1 S: 10	H: 0 LOB: 1 BB: 1 P: 19	R: 1 E: 0 K: 0 S: 12	H: 1 LOB: 1 BB: 1 P: 21	R: 0 E: 0 K: 1 S: 10	H: 1 LOB: 1 BB: 0 P: 12	R: 0 E: 0 K: 1 S: 10	H: 1 LOB: 0 BB: 0 P: 12	R: 1 E: 0 K: 0 S: 13	H: 4 LOB: 3 BB: 0 P: 22	R: 0 E: 0 K: 3 S: 10	H: 0 LOB: 0 BB: 0 P: 17	R: 0 E: 1 K: 1 S: 12	H: 1 LOB: 2 BB: 0 P: 17	1B: 7 2B: 0 3B: 1 HR: 0	SF: 0 SAC: 0 DP: 0 HBP: 0	WP: 0 PB: 1 SB: 0 CS: 0	PA: 40		
PITCHER	IP WLS BF H R ER SO BB IBB HBP BLK WP HR S P ERA WHIP	IP WLS BF H R ER SO BB IBB HBP BLK WP HR S P ERA WHIP	IP WLS BF H R ER SO BB IBB HBP BLK WP HR S P ERA WHIP	IP WLS BF H R ER SO BB IBB HBP BLK WP HR S P ERA WHIP	IP WLS BF H R ER SO BB IBB HBP BLK WP HR S P ERA WHIP	IP WLS BF H R ER SO BB IBB HBP BLK WP HR S P ERA WHIP	IP WLS BF H R ER SO BB IBB HBP BLK WP HR S P ERA WHIP	IP WLS BF H R ER SO BB IBB HBP BLK WP HR S P ERA WHIP	IP WLS BF H R ER SO BB IBB HBP BLK WP HR S P ERA WHIP	IP WLS BF H R ER SO BB IBB HBP BLK WP HR S P ERA WHIP	IP WLS BF H R ER SO BB IBB HBP BLK WP HR S P ERA WHIP	IP WLS BF H R ER SO BB IBB HBP BLK WP HR S P ERA WHIP	IP WLS BF H R ER SO BB IBB HBP BLK WP HR S P ERA WHIP	IP WLS BF H R ER SO BB IBB HBP BLK WP HR S P ERA WHIP	IP WLS BF H R ER SO BB IBB HBP BLK WP HR S P ERA WHIP	IP WLS BF H R ER SO BB IBB HBP BLK WP HR S P ERA WHIP	IP WLS BF H R ER SO BB IBB HBP BLK WP HR S P ERA WHIP	IP WLS BF H R ER SO BB IBB HBP BLK WP HR S P ERA WHIP	IP WLS BF H R ER SO BB IBB HBP BLK WP HR S P ERA WHIP	IP WLS BF H R ER SO BB IBB HBP BLK WP HR S P ERA WHIP	IP WLS BF H R ER SO BB IBB HBP BLK WP HR S P ERA WHIP	IP WLS BF H R ER SO BB IBB HBP BLK WP HR S P ERA WHIP	IP WLS BF H R ER SO BB IBB HBP BLK WP HR S P ERA WHIP	IP WLS BF H R ER SO BB IBB HBP BLK WP HR S P ERA WHIP

Los Angeles Dodgers @ Chicago Cubs
Wrigley Field, Chicago, IL
Fri Apr 22 2011, 2:36 PM - 5:49 PM CDT
Att: 36,995 - Cloudy - 41 F

AB 37
R 2
H 8
RBI 1
BB 3
SO 8
LOB 19



Batter	1	2	3	4	5	6	7	8	9	AB	R	H	RBI	BB	SO	LOB	TOP			
6 Aaron Miles, S OBP: 0.233, SLG: 0.238	F9		G3			G6-3		K		5	1	1	0	0	1	1	Los Angeles Dodgers @ Chicago Cubs Wrigley Field, Chicago, IL Sat Apr 23 2011, 12:06 PM - 3:37 PM CDT Att: 41,161 - Sunny - 63 F			
23 Casey Blake, R OBP: 0.433, SLG: 0.529	16 BB		16 G4-3			23 HR		K		3	3	2	2	2	1	0				
16 Andre Ethier, L OBP: 0.484, SLG: 0.548	1-2		G4-3			G5-3		K		4	0	1	2	1	1	1				
27 Matt Kemp, R OBP: 0.484, SLG: 0.659	L6		1B			HR		K		5	1	2	2	0	1	3				
47 Jerry Sands, R OBP: 0.200, SLG: 0.227	G4-3		K			K		28 FC6		4	1	1	0	1	2	3				
7 James Loney, L OBP: 0.191, SLG: 0.212	G6-3		L7			P6		F8		5	0	0	0	0	0	2				
28 Rod Barajas, R OBP: 0.261, SLG: 0.381	K		G1-3			HR		FC6		5	1	1	2	0	2	1				
14 Jamey Carroll, R OBP: 0.372, SLG: 0.375	1B		1B			F9		L8		4	0	2	0	0	0	1				
29 Ted Lilly, L	P6		P6			16 2B		P3		2	0	0	0	0	0	2				
66 Mike MacDougal, S										0	0	0	0	0	0	0				
10 Tony Gwynn Jr., L										0	1	1	0	0	0	0				
44 Vicente Padilla, R										0	0	0	0	0	0	0				
33 Marcus Thames, R										0	0	0	0	0	0	0				
55 Matt Guerrier, R										0	1	0	0	0	0	1				
36 Blake Hawksworth, R										0	0	0	0	0	0	0				
Inning Stats	R: 0 E: 0 K: 0 S: 12	H: 1 LOB: 2 BB: 1 P: 17	R: 0 E: 0 K: 1 S: 14	H: 1 LOB: 1 BB: 0 P: 20	R: 1 E: 0 K: 1 S: 11	H: 1 LOB: 1 BB: 1 P: 19	R: 0 E: 0 K: 0 S: 10	H: 1 LOB: 0 BB: 0 P: 13	R: 3 E: 0 K: 1 S: 11	H: 3 LOB: 0 BB: 0 P: 18	R: 1 E: 0 K: 0 S: 12	H: 1 LOB: 1 BB: 0 P: 18	R: 0 E: 0 K: 3 S: 13	H: 0 LOB: 0 BB: 0 P: 21	R: 0 E: 0 K: 1 S: 11	H: 0 LOB: 1 BB: 1 P: 17	1B: 6 2B: 1 3B: 1 HR: 3	SF: 0 SAC: 0 DP: 0 HBP: 0	WP: 0 PB: 0 SB: 1 CS: 0	PA: 43
PITCHER	IP WLS BF H R ER SO BB IBB HBP BLK WP HR S P ERA WHIP																			
46 Ryan Dempster, R ERA: 7.83	(1, 1) 5.2 29 9 7 7 3 3 0 0 0 0 0 3 64 103 11.12 2.118																			
45 Sean Marshall, L ERA: 0.9	(6, 1) 1.0 6 2 1 0 1 0 0 0 0 0 0 0 17 25 0.00 2.000																			
29 Jeff Samardzija, R ERA: 3.65	(7, 1) 1.1 W 4 0 0 0 3 0 0 0 0 0 0 0 14 22 0.00 0.000																			
49 Carlos Marmol, R ERA: 2.53	(9, 1) 1.0 S 4 0 0 0 1 1 0 0 0 0 0 0 0 11 17 0.00 1.000																			

Batter	1	2	3	4	5	6	7	8	9	AB	R	H	RBI	BB	SO	LOB	BOTTOM			
13 Starlin Castro, R OBP: 0.419, SLG: 0.528	15 WP		15 1B			G5-3		15 FC6-4		5	2	4	3	0	0	0	Los Angeles Dodgers @ Chicago Cubs Wrigley Field, Chicago, IL Sat Apr 23 2011, 12:06 PM - 3:37 PM CDT Att: 41,161 - Sunny - 63 F			
15 Darwin Barney, R OBP: 0.357, SLG: 0.415	24 1B		16 SF8			K		FC6-4		5	2	3	3	0	1	1				
24 Marion Byrd, R OBP: 0.291, SLG: 0.369	16 SF8		16 S			G6-3		G5-3		5	0	2	0	0	1	2				
16 Aramis Ramirez, R OBP: 0.388, SLG: 0.427	SF8		K			F9		K		4	1	1	1	0	2	2				
28 Jeff Baker, R OBP: 0.361, SLG: 0.528	F9		P4			5 BB		G6-3		5	0	2	2	0	0	3				
49 Carlos Marmol, R ERA: 2.53	F9		P4			18 BB		2B		0	0	0	0	0	0	0				
18 Geovany Soto, R OBP: 0.325, SLG: 0.338			5 G3-6-3			5 BB		L6		3	1	1	0	2	0	1				
12 Alfonso Soriano, R OBP: 0.286, SLG: 0.541	K		K			K		L5		4	1	1	0	0	3	4				
5 Reed Johnson, R OBP: 0.429, SLG: 0.700	G3-6-3		E8			13 1B		1 BB		3	2	2	1	1	0	1				
46 Ryan Dempster, R ERA: 7.83	P2		P2			G3		13 BB		3	0	0	0	0	1	4				
45 Sean Marshall, L ERA: 0.9								15 FC6-4		0	0	0	0	0	0	0				
29 Jeff Samardzija, R ERA: 3.65										0	0	0	0	0	0	0				
1 Kosuke Fukudome, L OBP: 0.543, SLG: 0.417										0	1	0	0	1	0	0				
22 Carlos Pena, L OBP: 0.317, SLG: 0.196										0	0	0	0	0	0	0				
Inning Stats	R: 1 E: 0 K: 0 S: 12	H: 3 LOB: 1 BB: 0 P: 18	R: 0 E: 0 K: 1 S: 9	H: 0 LOB: 0 BB: 1 P: 16	R: 1 E: 0 K: 1 S: 18	H: 3 LOB: 2 BB: 0 P: 27	R: 3 E: 2 K: 1 S: 17	H: 4 LOB: 1 BB: 0 P: 23	R: 0 E: 0 K: 2 S: 11	H: 1 LOB: 3 BB: 2 P: 25	R: 0 E: 0 K: 1 S: 9	H: 0 LOB: 0 BB: 0 P: 12	R: 0 E: 0 K: 1 S: 6	H: 0 LOB: 0 BB: 0 P: 7	R: 5 E: 0 K: 1 S: 21	H: 5 LOB: 1 BB: 1 P: 31	1B: 12 2B: 4 3B: 0 HR: 0	SF: 1 SAC: 0 DP: 1 HBP: 0	WP: 1 PB: 0 SB: 3 CS: 0	PA: 42
PITCHER	IP WLS BF H R ER SO BB IBB HBP BLK WP HR S P ERA WHIP																			
29 Ted Lilly, L ERA: 5.13	(1, 1) 4.1 23 11 0 0 0 2 1 0 0 0 0 0 9 20 0.00 3.000																			
66 Mike MacDougal, R ERA: 1.13	(5, 1) 0.2 4 0 0 0 0 2 2 0 0 0 0 0 0 9 20 0.00 3.000																			
44 Vicente Padilla, R ERA: 0.9	(6, 1) 1.0 H 3 0 0 0 1 0 0 0 0 0 0 0 9 12 0.00 0.000																			
55 Matt Guerrier, R ERA: 3.65	(7, 1) 1.2 L 10 4 5 5 2 1 0 0 0 0 0 0 0 25 35 27.00 3.000																			
36 Blake Hawksworth, R ERA: 3.6	(8, 1) 0.1 2 1 0 0 0 0 0 0 0 0 0 0 0 2 3 0.00 3.000																			


AB	39
R	8
H	11
RBI	8
BB	4
SO	8
LOB	15



Batter	1	2	3	4	5	6	7	8	9	AB	R	H	RBI	BB	SO	LOB	TOP								
6 Aaron Miles, S OBP: 0.271, SLG: 0.319										5	1	3	1	0	0	1									
23 Casey Blake, R OBP: 0.446, SLG: 0.509										2	1	0	0	2	0	3									
16 Andre Ethier, L OBP: 0.450, SLG: 0.539										5	1	2	1	0	1	3									
27 Matt Kemp, R OBP: 0.480, SLG: 0.655										5	2	2	1	0	1	2									
47 Jerry Sands, R OBP: 0.233, SLG: 0.269										4	1	1	1	1	1	1									
7 James Loney, L OBP: 0.191, SLG: 0.211										5	0	1	2	0	0	4									
28 Rod Barajas, R OBP: 0.260, SLG: 0.379										3	1	1	1	0	0	1									
14 Jamey Carroll, R OBP: 0.376, SLG: 0.387										3	0	1	0	1	0	1									
18 Hiroki Kuroda, R OBP: 0.143, SLG: 0.077										3	0	0	0	0	1	2									
66 Mike MacDougal, S										0	0	0	0	0	0	0									
33 Marcus Thames, R										0	0	0	0	0	0	1									
36 Blake Hawksworth, R										0	0	0	0	0	0	0									
51 Jonathan Broxton, R										0	0	0	0	0	0	0									
Inning Stats	R: 5 H: 4 E: 0 K: 0 S: 12	L: 0 R: 0 ER: 1 LOB: 0 BB: 0 P: 20	R: 0 H: 0 E: 1 LOB: 0 BB: 0 P: 12	R: 1 H: 2 E: 0 K: 1 S: 13	H: 2 LOB: 1 BB: 0 P: 21	R: 0 H: 2 E: 0 K: 1 S: 9	H: 2 LOB: 1 BB: 0 P: 14	R: 0 H: 0 E: 0 K: 2 S: 12	H: 0 LOB: 0 BB: 0 P: 18	R: 1 H: 2 E: 1 LOB: 3 BB: 1 P: 23	R: 0 H: 0 E: 0 K: 0 S: 11	H: 0 LOB: 1 BB: 0 P: 14	R: 0 H: 0 E: 0 K: 0 S: 10	H: 0 LOB: 1 BB: 2 P: 16	R: 0 H: 1 E: 0 K: 0 S: 10	H: 1 LOB: 2 BB: 2 P: 20	1B: 7 2B: 3 3B: 1 HR: 0	SF: 1 SAC: 0 DP: 3 HBP: 1	WP: 0 PB: 0 SB: 0 CS: 0	PA: 42					
PITCHER	IP: 5.0 WLS: 2 BF: 23 ERA: 5.28	H: 8 R: 6 ER: 6 LOB: 4	H: 8 R: 6 ER: 6 LOB: 4	BB: 0 IBB: 0 HBP: 1 BLK: 0	BB: 0 IBB: 0 HBP: 0 BLK: 0	WP: 0 HR: 0 S: 55 P: 85	ERA: 10.80 WHIP: 1.600	PITCHER	IP: 1.0 WLS: 0 BF: 7 ERA: 5.59	H: 2 R: 1 ER: 0 LOB: 1	BB: 1 IBB: 0 HBP: 0 BLK: 0	WP: 0 HR: 0 S: 15 P: 23	ERA: 0.00 WHIP: 3.000	PITCHER	IP: 1.0 WLS: 0 BF: 4 ERA: 2.45	H: 0 R: 0 ER: 0 LOB: 0	BB: 0 IBB: 0 HBP: 0 BLK: 0	WP: 0 HR: 0 S: 10 P: 16	ERA: 0.00 WHIP: 1.000	PITCHER	IP: 1.0 WLS: 0 BF: 5 ERA: 7.71	H: 1 R: 0 ER: 0 LOB: 0	BB: 0 IBB: 0 HBP: 0 BLK: 0	WP: 0 HR: 0 S: 10 P: 20	ERA: 0.00 WHIP: 3.000
38 Carlos Zambrano, R	1.0	7	2	1	0	0	1	0	0	0	15	23	0.00	3.000											
43 John Grabow, L	1.0	3	0	0	0	0	0	0	0	0	11	14	0.00	0.000											
64 Justin Berg, R	1.0	4	0	0	0	0	1	0	0	0	10	16	0.00	1.000											
34 Kerry Wood, R	1.0	5	1	0	0	0	2	0	0	0	10	20	0.00	3.000											
62 Marcos Mateo, R																									
Batter	1	2	3	4	5	6	7	8	9	AB	R	H	RBI	BB	SO	LOB	BOTTOM								
1 Kosuke Fukudome, L OBP: 0.529, SLG: 0.439										5	1	2	0	0	0	1									
15 Darwin Barney, R OBP: 0.360, SLG: 0.414										5	1	2	1	0	1	1									
13 Starlin Castro, R OBP: 0.402, SLG: 0.505										4	0	0	1	0	0	3									
16 Aramis Ramirez, R OBP: 0.393, SLG: 0.443										4	0	2	0	0	1	2									
22 Carlos Pena, L OBP: 0.313, SLG: 0.200										4	0	1	1	0	2	2									
24 Marlon Byrd, R OBP: 0.300, SLG: 0.375										4	0	2	0	0	1	2									
12 Alfonso Soriano, R OBP: 0.272, SLG: 0.513										4	0	0	0	0	1	3									
18 Geovany Soto, R OBP: 0.338, SLG: 0.353										3	1	1	0	1	1	0									
38 Carlos Zambrano, S										1	0	0	0	0	1	0									
5 Reed Johnson, R										0	0	0	0	0	0	0									
43 John Grabow, L										0	0	0	0	0	0	0									
64 Justin Berg, R										0	0	0	0	0	0	0									
21 Tyler Colvin, L										0	0	0	0	0	0	0									
34 Kerry Wood, R										0	0	0	0	0	0	0									
62 Marcos Mateo, R										0	0	0	0	0	0	0									
9 Blake DeWitt, L										1	0	0	0	0	0	1									
Inning Stats	R: 2 H: 3 E: 1 K: 3 S: 15	H: 3 LOB: 2 BB: 0 P: 20	R: 0 H: 0 E: 0 K: 2 S: 7	H: 0 LOB: 0 BB: 0 P: 10	R: 0 H: 1 E: 0 K: 2 S: 10	H: 1 LOB: 1 BB: 0 P: 14	R: 0 H: 0 E: 0 K: 0 S: 6	H: 0 LOB: 0 BB: 0 P: 11	R: 0 H: 2 E: 0 K: 0 S: 8	H: 2 LOB: 2 BB: 0 P: 11	R: 1 H: 3 E: 0 K: 0 S: 13	H: 3 LOB: 0 BB: 0 P: 20	R: 0 H: 1 E: 0 K: 1 S: 10	H: 1 LOB: 1 BB: 0 P: 17	R: 0 H: 0 E: 0 K: 0 S: 11	H: 0 LOB: 1 BB: 1 P: 19	1B: 7 2B: 3 3B: 0 HR: 0	SF: 0 SAC: 0 DP: 0 HBP: 0	WP: 1 PB: 0 SB: 0 CS: 0	PA: 38					
PITCHER	IP: 6.2 WLS: 2 BF: 29 ERA: 3.21	H: 9 R: 3 ER: 2 LOB: 7	H: 9 R: 3 ER: 2 LOB: 7	BB: 0 IBB: 0 HBP: 0 BLK: 0	BB: 0 IBB: 0 HBP: 0 BLK: 0	WP: 1 HR: 0 S: 63 P: 94	ERA: 2.70 WHIP: 1.350	PITCHER	IP: 0.1 WLS: 0 BF: 1 ERA: 1.08	H: 0 R: 0 ER: 0 LOB: 0	BB: 0 IBB: 0 HBP: 0 BLK: 0	WP: 0 HR: 0 S: 2 P: 3	ERA: 0.00 WHIP: 0.000	PITCHER	IP: 1.0 WLS: 0 BF: 4 ERA: 3.23	H: 1 R: 0 ER: 0 LOB: 1	BB: 0 IBB: 0 HBP: 0 BLK: 0	WP: 0 HR: 0 S: 10 P: 17	ERA: 0.00 WHIP: 1.000	PITCHER	IP: 1.0 WLS: 0 BF: 4 ERA: 4.66	H: 0 R: 0 ER: 0 LOB: 0	BB: 0 IBB: 0 HBP: 0 BLK: 0	WP: 0 HR: 0 S: 11 P: 19	ERA: 0.00 WHIP: 1.000


Los Angeles Dodgers @ Chicago Cubs
Wrigley Field, Chicago, IL
Sun Apr 24 2011, 1:24 PM - 4:22 PM CDT
Att: 32,943 - Partly Cloudy - 48 F

AB 36
R 7
H 11
RBI 7
BB 4
SO 4
LOB 19



Los Angeles Dodgers @ Chicago Cubs
Wrigley Field, Chicago, IL
Sun Apr 24 2011, 1:24 PM - 4:22 PM CDT
Att: 32,943 - Partly Cloudy - 48 F

AB 37
R 3
H 10
RBI 3
BB 1
SO 8
LOB 16



Batter	1	2	3	4	5	6	7	8	9	AB	R	H	RBI	BB	SO	LOB	TOP							
24 Dexter Fowler, S OBP: 0.386, SLG: 0.412										3	1	1	0	1	2	1	Colorado Rockies @ Chicago Cubs Wrigley Field, Chicago, IL Mon Apr 25 2011, 7:12 PM - 10:22 PM CDT Att: 37,417 - Overcast - 43 F							
18 Jonathan Herrera, S OBP: 0.444, SLG: 0.631										3	0	0	0	0	0	1								
5 Carlos González, L OBP: 0.272, SLG: 0.289										4	0	0	1	0	2	1								
2 Troy Tulowitzki, R OBP: 0.412, SLG: 0.671										4	1	0	0	0	0	1								
17 Todd Helton, L OBP: 0.369, SLG: 0.448										5	0	1	0	0	1	2								
7 Seth Smith, L OBP: 0.351, SLG: 0.545										4	1	1	0	0	2	1								
22 Jose Lopez, R OBP: 0.193, SLG: 0.271										3	1	0	1	0	0	2								
27 Matt Lindstrom, R										0	0	0	0	0	0	0								
63 Rafael Betancourt, R										0	0	0	0	0	0	0								
19 Ryan Spilborghs, R OBP: 0.214, SLG: 0.360										4	0	0	0	0	2	2								
16 Huston Street, R										2	1	1	0	0	0	1								
20 Chris Iannetta, R OBP: 0.381, SLG: 0.404										2	0	0	0	0	2	1								
48 Esmil Rogers, R OBP: 0.222, SLG: 0.222										2	0	0	0	0	2	1								
21 Ty Wigginton, R OBP: 0.281, SLG: 0.286										2	0	0	0	0	2	1								
Inning Stats	R: 0 E: 0 K: 2 S: 11	H: 0 LOB: 0 BB: 0 P: 14	R: 3 E: 3 K: 2 S: 17	H: 1 LOB: 1 BB: 0 P: 20	R: 0 E: 0 K: 0 S: 5	H: 0 LOB: 0 BB: 0 P: 8	R: 0 E: 0 K: 2 S: 16	H: 1 LOB: 1 BB: 0 P: 25	R: 2 E: 1 K: 0 S: 10	H: 1 LOB: 0 BB: 1 P: 19	R: 0 E: 0 K: 1 S: 11	H: 0 LOB: 0 BB: 0 P: 16	R: 0 E: 0 K: 1 S: 12	H: 1 LOB: 1 BB: 0 P: 19	R: 0 E: 0 K: 1 S: 6	H: 0 LOB: 0 BB: 0 P: 11	R: 0 E: 0 K: 2 S: 15	H: 0 LOB: 1 BB: 1 P: 24	1B: 3 2B: 0 3B: 1 HR: 0	SF: 0 SAC: 1 DP: 0 HBP: 0	WP: 0 PB: 0 SB: 1 CS: 1	PA: 37		
PITCHER	IP WLS BF H R ER SO BB IBB HBP BLK WP HR S P ERA WHIP	IP WLS BF H R ER SO BB IBB HBP BLK WP HR S P ERA WHIP	IP WLS BF H R ER SO BB IBB HBP BLK WP HR S P ERA WHIP	IP WLS BF H R ER SO BB IBB HBP BLK WP HR S P ERA WHIP	IP WLS BF H R ER SO BB IBB HBP BLK WP HR S P ERA WHIP	IP WLS BF H R ER SO BB IBB HBP BLK WP HR S P ERA WHIP	IP WLS BF H R ER SO BB IBB HBP BLK WP HR S P ERA WHIP	IP WLS BF H R ER SO BB IBB HBP BLK WP HR S P ERA WHIP	IP WLS BF H R ER SO BB IBB HBP BLK WP HR S P ERA WHIP	IP WLS BF H R ER SO BB IBB HBP BLK WP HR S P ERA WHIP	IP WLS BF H R ER SO BB IBB HBP BLK WP HR S P ERA WHIP	IP WLS BF H R ER SO BB IBB HBP BLK WP HR S P ERA WHIP	IP WLS BF H R ER SO BB IBB HBP BLK WP HR S P ERA WHIP	IP WLS BF H R ER SO BB IBB HBP BLK WP HR S P ERA WHIP	IP WLS BF H R ER SO BB IBB HBP BLK WP HR S P ERA WHIP	IP WLS BF H R ER SO BB IBB HBP BLK WP HR S P ERA WHIP	IP WLS BF H R ER SO BB IBB HBP BLK WP HR S P ERA WHIP	IP WLS BF H R ER SO BB IBB HBP BLK WP HR S P ERA WHIP	IP WLS BF H R ER SO BB IBB HBP BLK WP HR S P ERA WHIP	IP WLS BF H R ER SO BB IBB HBP BLK WP HR S P ERA WHIP	IP WLS BF H R ER SO BB IBB HBP BLK WP HR S P ERA WHIP	IP WLS BF H R ER SO BB IBB HBP BLK WP HR S P ERA WHIP	IP WLS BF H R ER SO BB IBB HBP BLK WP HR S P ERA WHIP	IP WLS BF H R ER SO BB IBB HBP BLK WP HR S P ERA WHIP

AB	34
R	5
H	4
RBI	2
BB	2
SO	11
LOB	13



Batter	1	2	3	4	5	6	7	8	9	AB	R	H	RBI	BB	SO	LOB	BOTTOM							
1 Kosuke Fukudome, L OBP: 0.571, SLG: 0.500										5	1	5	0	0	0	0	Colorado Rockies @ Chicago Cubs Wrigley Field, Chicago, IL Mon Apr 25 2011, 7:12 PM - 10:22 PM CDT Att: 37,417 - Overcast - 43 F							
15 Darwin Barney, R OBP: 0.350, SLG: 0.440										5	1	1	2	0	5									
13 Starlin Castro, R OBP: 0.382, SLG: 0.480										5	0	0	0	0	4									
28 Jeff Baker, R OBP: 0.415, SLG: 0.575										4	1	3	0	1	2									
22 Carlos Pena, L OBP: 0.306, SLG: 0.186										4	0	0	0	1	4									
24 Marlon Byrd, R OBP: 0.316, SLG: 0.380										4	0	0	0	1	4									
12 Alfonso Soriano, R OBP: 0.259, SLG: 0.494										4	0	2	0	1	0									
18 Geovany Soto, R OBP: 0.333, SLG: 0.338										3	0	0	0	1	2									
17 Matt Garza, R										2	0	0	0	0	1	3								
5 Reed Johnson, R OBP: 0.435, SLG: 0.667										0	0	0	0	0	0	0								
29 Jeff Samardzija, R										0	0	0	0	0	0	0								
9 Blake DeWitt, L OBP: 0.278, SLG: 0.294										1	0	0	0	0	1	0								
62 Marcos Mateo, R										0	0	0	0	0	0	0								
Inning Stats	R: 3 E: 0 K: 0 S: 18	H: 3 LOB: 2 BB: 2 P: 32	R: 0 E: 0 K: 1 S: 10	H: 1 LOB: 0 BB: 0 P: 13	R: 0 E: 0 K: 0 S: 12	H: 2 LOB: 3 BB: 1 P: 22	R: 0 E: 0 K: 1 S: 10	H: 1 LOB: 2 BB: 1 P: 18	R: 0 E: 0 K: 1 S: 8	H: 0 LOB: 0 BB: 0 P: 10	R: 0 E: 0 K: 1 S: 12	H: 1 LOB: 2 BB: 0 P: 22	R: 0 E: 0 K: 0 S: 5	H: 1 LOB: 0 BB: 0 P: 7	R: 0 E: 0 K: 1 S: 10	H: 1 LOB: 0 BB: 0 P: 14	R: 0 E: 0 K: 1 S: 12	H: 1 LOB: 1 BB: 0 P: 19	1B: 9 2B: 1 3B: 0 HR: 1	SF: 1 SAC: 0 DP: 1 HBP: 1	WP: 0 PB: 0 SB: 0 CS: 0	PA: 42		
PITCHER	IP WLS BF H R ER SO BB IBB HBP BLK WP HR S P ERA WHIP	IP WLS BF H R ER SO BB IBB HBP BLK WP HR S P ERA WHIP	IP WLS BF H R ER SO BB IBB HBP BLK WP HR S P ERA WHIP	IP WLS BF H R ER SO BB IBB HBP BLK WP HR S P ERA WHIP	IP WLS BF H R ER SO BB IBB HBP BLK WP HR S P ERA WHIP	IP WLS BF H R ER SO BB IBB HBP BLK WP HR S P ERA WHIP	IP WLS BF H R ER SO BB IBB HBP BLK WP HR S P ERA WHIP	IP WLS BF H R ER SO BB IBB HBP BLK WP HR S P ERA WHIP	IP WLS BF H R ER SO BB IBB HBP BLK WP HR S P ERA WHIP	IP WLS BF H R ER SO BB IBB HBP BLK WP HR S P ERA WHIP	IP WLS BF H R ER SO BB IBB HBP BLK WP HR S P ERA WHIP	IP WLS BF H R ER SO BB IBB HBP BLK WP HR S P ERA WHIP	IP WLS BF H R ER SO BB IBB HBP BLK WP HR S P ERA WHIP	IP WLS BF H R ER SO BB IBB HBP BLK WP HR S P ERA WHIP	IP WLS BF H R ER SO BB IBB HBP BLK WP HR S P ERA WHIP	IP WLS BF H R ER SO BB IBB HBP BLK WP HR S P ERA WHIP	IP WLS BF H R ER SO BB IBB HBP BLK WP HR S P ERA WHIP	IP WLS BF H R ER SO BB IBB HBP BLK WP HR S P ERA WHIP	IP WLS BF H R ER SO BB IBB HBP BLK WP HR S P ERA WHIP	IP WLS BF H R ER SO BB IBB HBP BLK WP HR S P ERA WHIP	IP WLS BF H R ER SO BB IBB HBP BLK WP HR S P ERA WHIP	IP WLS BF H R ER SO BB IBB HBP BLK WP HR S P ERA WHIP	IP WLS BF H R ER SO BB IBB HBP BLK WP HR S P ERA WHIP	IP WLS BF H R ER SO BB IBB HBP BLK WP HR S P ERA WHIP

AB	36
R	3
H	11
RBI	3
BB	4
SO	6
LOB	24



Batter	1	2	3	4	5	6	7	8	9	AB	R	H	RBI	BB	SO	LOB	TOP		
24 Dexter Fowler, S OBP: 0.387, SLG: 0.398										3	1	0	0	1	2	0			
18 Jonathan Herrera, S OBP: 0.442, SLG: 0.453										5	0	2	0	0	0	3			
17 Todd Helton, L OBP: 0.371, SLG: 0.540										5	2	2	2	0	0	3			
2 Troy Tulowitzki, R OBP: 0.416, SLG: 0.674										4	0	2	1	0	0	1			
22 Jose Lopez, R OBP: 0.169, SLG: 0.254										4	0	0	0	0	0	2			
21 Ty Wiginton, R OBP: 0.309, SLG: 0.383										4	1	3	1	0	1	0			
63 Rafael Betancourt, R										0	0	0	0	0	0	0			
16 Huston Street, R										0	0	0	0	0	0	0			
19 Ryan Spilborghs, R OBP: 0.196, SLG: 0.318										4	0	0	0	0	1	2			
20 Chris Iannetta, R OBP: 0.388, SLG: 0.388										2	0	0	0	2	1	1			
29 Jorge De La Rosa, L OBP: 0.231, SLG: 0.231										3	0	0	0	0	3	2			
5 Carlos González, L OBP: 0.259, SLG: 0.259										1	0	0	0	0	0	0			
Inning Stats	R: 1 H: 2 E: 0 K: 1 S: 11	H: 2 LOB: 1 BB: 0 P: 20	R: 0 H: 0 E: 0 K: 2 S: 10	H: 0 LOB: 1 BB: 1 P: 16	R: 1 H: 1 E: 0 K: 0 S: 10	H: 1 LOB: 2 BB: 0 P: 16	R: 1 H: 1 E: 0 K: 1 S: 14	H: 1 LOB: 2 BB: 0 P: 26	R: 1 H: 2 E: 0 K: 1 S: 9	H: 0 LOB: 0 BB: 0 P: 11	R: 0 H: 1 E: 0 K: 0 S: 7	H: 1 LOB: 1 BB: 0 P: 12	R: 0 H: 1 E: 0 K: 1 S: 11	H: 1 LOB: 1 BB: 0 P: 15	R: 0 H: 1 E: 0 K: 1 S: 11	H: 1 LOB: 1 BB: 0 P: 14	1B: 4 2B: 2 3B: 0 HR: 3	SF: 0 SAC: 0 DP: 0 HBP: 1	WP: 0 PA: 40 PB: 0 SB: 2 CS: 1
PITCHER	IP WLS BF H R ER SO BB IBB HBP BLK WP HR S P ERA WHIP																		
40 James Russell, L ERA: 8.31	4.0 L 21 5 4 4 4 3 0 1 0 0 0 3 47 82 9.00 2.000																		
64 Justin Berg, R ERA:	2.0 7 1 0 0 2 0 0 0 0 0 0 0 14 23 0.00 0.500																		
45 Sean Marshall, L ERA: 0.82	1.0 3 1 0 0 0 0 0 0 0 0 0 0 7 12 0.00 1.000																		
34 Kerry Wood, R ERA: 2.16	1.0 4 1 0 0 1 0 0 0 0 0 0 0 11 15 0.00 1.000																		
43 John Grabow, L ERA: 5.69	1.0 4 1 0 0 1 0 0 0 0 0 0 0 11 14 0.00 1.000																		

Colorado Rockies @ Chicago Cubs
Wrigley Field, Chicago, IL
Tue Apr 26 2011, 7:07 PM - 9:59 PM CDT
Att: 38,261 - Cloudy - 59 F

AB 35
R 4
H 9
RBI 4
BB 3
SO 8
LOB 14



Batter	1	2	3	4	5	6	7	8	9	AB	R	H	RBI	BB	SO	LOB	BOTTOM				
13 Starlin Castro, R OBP: 0.374, SLG: 0.466										5	1	1	0	0	0	2					
15 Darwin Barney, R OBP: 0.357, SLG: 0.443										4	1	2	0	0	2	1					
24 Marion Byrd, R OBP: 0.303, SLG: 0.365										4	0	0	0	0	3	4					
34 Kerry Wood, R										0	0	0	0	0	0	0					
43 John Grabow, L										0	0	0	0	0	0	0					
16 Aramis Ramirez, R OBP: 0.387, SLG: 0.434										4	0	1	0	0	2	3					
28 Jeff Baker, R OBP: 0.422, SLG: 0.568										4	0	2	1	0	1	2					
18 Geovany Soto, R OBP: 0.318, SLG: 0.320										4	0	0	0	0	0	3					
12 Alfonso Soriano, R OBP: 0.258, SLG: 0.518										4	1	1	1	0	0	2					
5 Reed Johnson, R OBP: 0.444, SLG: 0.625										3	0	1	0	0	1	0					
40 James Russell, L										2	0	0	0	0	1	2					
64 Justin Berg, R										0	0	0	0	0	0	0					
45 Sean Marshall, L										0	0	0	0	0	0	0					
1 Kosuke Fukudome, L(7, PH) OBP: 0.552, SLG: 0.479										2	0	0	0	0	0	0					
Inning Stats	R: 2 H: 3 E: 1 K: 1 S: 16	H: 3 LOB: 2 BB: 0 P: 25	R: 0 H: 0 E: 0 K: 1 S: 9	H: 0 LOB: 1 BB: 0 P: 17	R: 0 H: 1 E: 0 K: 1 S: 9	H: 1 LOB: 1 BB: 0 P: 12	R: 0 H: 1 E: 0 K: 1 S: 10	H: 1 LOB: 1 BB: 0 P: 17	R: 0 H: 1 E: 0 K: 2 S: 12	H: 1 LOB: 1 BB: 0 P: 18	R: 0 H: 0 E: 0 K: 1 S: 5	H: 0 LOB: 0 BB: 0 P: 8	R: 0 H: 0 E: 0 K: 2 S: 10	H: 1 LOB: 1 BB: 0 P: 13	R: 0 H: 1 E: 0 K: 1 S: 6	H: 1 LOB: 0 BB: 0 P: 8	R: 1 H: 1 E: 0 K: 0 S: 8	H: 1 LOB: 0 BB: 0 P: 12	1B: 7 2B: 1 3B: 0 HR: 1	SF: 0 SAC: 0 DP: 1 HBP: 1	WP: 1 PA: 37 PB: 0 SB: 1 CS: 0
PITCHER	IP WLS BF H R ER SO BB IBB HBP BLK WP HR S P ERA WHIP																				
29 Jorge De La Rosa, L ERA: 2.61	7.0 W 30 6 2 1 9 0 0 1 0 0 0 0 6 8 1.29 0.857																				
63 Rafael Betancourt, R ERA: 2.38	1.0 H 3 1 0 0 1 0 0 0 0 0 0 0 6 8 0.00 1.000																				
16 Huston Street, R ERA: 2.35	1.0 S 4 1 1 1 0 0 0 0 0 0 0 1 8 12 9.00 1.000																				

Colorado Rockies @ Chicago Cubs
Wrigley Field, Chicago, IL
Tue Apr 26 2011, 7:07 PM - 9:59 PM CDT
Att: 38,261 - Cloudy - 59 F

AB 36
R 3
H 8
RBI 2
BB 0
SO 10
LOB 19



Batter	1	2	3	4	5	6	7	8	9	AB	R	H	RBI	BB	SO	LOB	TOP							
1 Kosuke Fukudome, L (1.9) OBP: 0.522, SLG: 0.436										5	0	0	0	0	2	0								
15 Darwin Barney, R (1.4) OBP: 0.348, SLG: 0.452										4	1	1	0	0	0	0								
13 Starlin Castro, R (1.6) OBP: 0.374, SLG: 0.455										3	0	1	0	0	0	0								
16 Aramis Ramirez, R (1.5) OBP: 0.366, SLG: 0.400										4	0	0	1	0	0	2								
28 Jeff Baker, R (1.3) OBP: 0.415, SLG: 0.529										3	0	2	0	1	0	0								
22 Carlos Pena, L (9.3) OBP: 0.289, SLG: 0.175										0	0	0	0	0	0	0								
24 Marlon Byrd, R (1.8) OBP: 0.299, SLG: 0.356										4	0	1	0	0	0	5								
12 Alfonso Soriano, R (1.7) OBP: 0.269, SLG: 0.584										4	2	2	2	0	1	3								
18 Geovany Soto, R (1.2) OBP: 0.315, SLG: 0.354										4	1	1	1	0	1	0								
38 Carlos Zambrano, S (1.1) OBP: 0.250, SLG: 0.580										2	0	0	0	0	1	0								
9 Brian DeWitt, L (7.0) OBP: 0.200, SLG: 0.280										1	0	0	0	0	0	0								
34 Kerry Wood, R (7.1) OBP: 0.200, SLG: 0.280										0	0	0	0	0	0	0								
45 Sean Marshall, L (8.1) OBP: 0.200, SLG: 0.280										0	0	0	0	0	0	0								
21 Tyler Colvin, L (9.0) OBP: 0.200, SLG: 0.280										1	0	0	0	0	0	0								
49 Carlos Marmol, R (9.1) OBP: 0.200, SLG: 0.280										0	0	0	0	0	0	0								
Inning Stats	R: 0 E: 0 K: 0 S: 5	H: 0 LOB: 0 BB: 0 P: 6	R: 0 E: 0 K: 0 S: 8	H: 1 LOB: 1 BB: 0 P: 14	R: 0 E: 0 K: 1 S: 9	H: 0 LOB: 0 BB: 0 P: 12	R: 0 E: 0 K: 0 S: 6	H: 2 LOB: 2 BB: 0 P: 8	R: 2 E: 0 K: 1 S: 17	H: 2 LOB: 0 BB: 0 P: 24	R: 0 E: 0 K: 0 S: 8	H: 0 LOB: 1 BB: 0 P: 15	R: 1 E: 0 K: 0 S: 10	H: 1 LOB: 0 BB: 0 P: 16	R: 1 E: 0 K: 1 S: 7	H: 2 LOB: 2 BB: 0 P: 13	R: 0 E: 0 K: 2 S: 11	H: 0 LOB: 0 BB: 0 P: 12	1B: 4 2B: 0 3B: 1 HR: 3	SF: 0 SAC: 0 DP: 0 HBP: 1	WP: 0 PB: 0 SB: 0 CS: 0	PA: 37		
PITCHER	IP WLS BF H R ER SO BB IBB HBP BLK WP HR S P ERA WHIP	IP WLS BF H R ER SO BB IBB HBP BLK WP HR S P ERA WHIP	IP WLS BF H R ER SO BB IBB HBP BLK WP HR S P ERA WHIP	IP WLS BF H R ER SO BB IBB HBP BLK WP HR S P ERA WHIP	IP WLS BF H R ER SO BB IBB HBP BLK WP HR S P ERA WHIP	IP WLS BF H R ER SO BB IBB HBP BLK WP HR S P ERA WHIP	IP WLS BF H R ER SO BB IBB HBP BLK WP HR S P ERA WHIP	IP WLS BF H R ER SO BB IBB HBP BLK WP HR S P ERA WHIP	IP WLS BF H R ER SO BB IBB HBP BLK WP HR S P ERA WHIP	IP WLS BF H R ER SO BB IBB HBP BLK WP HR S P ERA WHIP	IP WLS BF H R ER SO BB IBB HBP BLK WP HR S P ERA WHIP	IP WLS BF H R ER SO BB IBB HBP BLK WP HR S P ERA WHIP	IP WLS BF H R ER SO BB IBB HBP BLK WP HR S P ERA WHIP	IP WLS BF H R ER SO BB IBB HBP BLK WP HR S P ERA WHIP	IP WLS BF H R ER SO BB IBB HBP BLK WP HR S P ERA WHIP	IP WLS BF H R ER SO BB IBB HBP BLK WP HR S P ERA WHIP	IP WLS BF H R ER SO BB IBB HBP BLK WP HR S P ERA WHIP	IP WLS BF H R ER SO BB IBB HBP BLK WP HR S P ERA WHIP	IP WLS BF H R ER SO BB IBB HBP BLK WP HR S P ERA WHIP	IP WLS BF H R ER SO BB IBB HBP BLK WP HR S P ERA WHIP	IP WLS BF H R ER SO BB IBB HBP BLK WP HR S P ERA WHIP	IP WLS BF H R ER SO BB IBB HBP BLK WP HR S P ERA WHIP	IP WLS BF H R ER SO BB IBB HBP BLK WP HR S P ERA WHIP	IP WLS BF H R ER SO BB IBB HBP BLK WP HR S P ERA WHIP

Chicago Cubs @ Arizona Diamondbacks
Chase Field, Phoenix, AZ
Fri Apr 29 2011, 6:40 PM - 9:13 PM MST
Att: 29,450 - Clear - 83 F

AB 35
R 4
H 8
RBI 4
BB 1
SO 5
LOB 10

Batter	1	2	3	4	5	6	7	8	9	AB	R	H	RBI	BB	SO	LOB	BOTTOM							
24 Chris Young, R (1.8) OBP: 0.268, SLG: 0.543										3	1	1	0	2	0	1								
2 Kelly Johnson, L (1.4) OBP: 0.257, SLG: 0.323										3	0	0	0	0	1	3								
10 Justin Upton, R (1.9) OBP: 0.364, SLG: 0.516										4	1	2	2	0	1	2								
6 Stephen Drew, L (1.6) OBP: 0.384, SLG: 0.532										3	0	0	0	1	0	2								
26 Miguel Montero, L (1.2) OBP: 0.352, SLG: 0.512										4	0	0	0	0	1	3								
4 Melvin Mora, R (1.5) OBP: 0.306, SLG: 0.356										4	0	2	0	0	0	0								
33 Russell Branyan, L (1.3) OBP: 0.375, SLG: 0.476										4	0	1	0	0	1	3								
8 Gerardo Parra, L (1.7) OBP: 0.348, SLG: 0.377										4	0	1	0	0	1	2								
59 Armando Galarraga, R (1.1) ERA: 4.91										2	0	0	0	0	0	2								
22 Xavier Nady, R (7.0) OBP: 0.353, SLG: 0.333										1	0	0	0	0	1									
32 Esmerling Vasquez, R (8.1) ERA: 1.93										0	0	0	0	0	0									
30 David Hernandez, R (9.1) ERA: 0.75										0	0	0	0	0	0									
46 Juan Miranda, L (9.0) OBP: 0.348, SLG: 0.385										1	0	0	0	0	1									
Inning Stats	R: 2 E: 0 K: 0 S: 9	H: 1 LOB: 1 BB: 0 P: 17	R: 0 E: 0 K: 0 S: 14	H: 1 LOB: 0 BB: 0 P: 22	R: 0 E: 0 K: 1 S: 11	H: 0 LOB: 2 BB: 2 P: 23	R: 0 E: 0 K: 1 S: 9	H: 1 LOB: 1 BB: 0 P: 13	R: 0 E: 0 K: 0 S: 13	H: 0 LOB: 0 BB: 0 P: 13	R: 0 E: 0 K: 1 S: 9	H: 1 LOB: 0 BB: 0 P: 11	R: 0 E: 0 K: 2 S: 16	H: 2 LOB: 2 BB: 0 P: 20	R: 0 E: 0 K: 1 S: 8	H: 0 LOB: 0 BB: 0 P: 9	1B: 4 2B: 2 3B: 0 HR: 1	SF: 0 SAC: 1 DP: 0 HBP: 0	WP: 1 PB: 0 SB: 0 CS: 0	PA: 37				
PITCHER	IP WLS BF H R ER SO BB IBB HBP BLK WP HR S P ERA WHIP	IP WLS BF H R ER SO BB IBB HBP BLK WP HR S P ERA WHIP	IP WLS BF H R ER SO BB IBB HBP BLK WP HR S P ERA WHIP	IP WLS BF H R ER SO BB IBB HBP BLK WP HR S P ERA WHIP	IP WLS BF H R ER SO BB IBB HBP BLK WP HR S P ERA WHIP	IP WLS BF H R ER SO BB IBB HBP BLK WP HR S P ERA WHIP	IP WLS BF H R ER SO BB IBB HBP BLK WP HR S P ERA WHIP	IP WLS BF H R ER SO BB IBB HBP BLK WP HR S P ERA WHIP	IP WLS BF H R ER SO BB IBB HBP BLK WP HR S P ERA WHIP	IP WLS BF H R ER SO BB IBB HBP BLK WP HR S P ERA WHIP	IP WLS BF H R ER SO BB IBB HBP BLK WP HR S P ERA WHIP	IP WLS BF H R ER SO BB IBB HBP BLK WP HR S P ERA WHIP	IP WLS BF H R ER SO BB IBB HBP BLK WP HR S P ERA WHIP	IP WLS BF H R ER SO BB IBB HBP BLK WP HR S P ERA WHIP	IP WLS BF H R ER SO BB IBB HBP BLK WP HR S P ERA WHIP	IP WLS BF H R ER SO BB IBB HBP BLK WP HR S P ERA WHIP	IP WLS BF H R ER SO BB IBB HBP BLK WP HR S P ERA WHIP	IP WLS BF H R ER SO BB IBB HBP BLK WP HR S P ERA WHIP	IP WLS BF H R ER SO BB IBB HBP BLK WP HR S P ERA WHIP	IP WLS BF H R ER SO BB IBB HBP BLK WP HR S P ERA WHIP	IP WLS BF H R ER SO BB IBB HBP BLK WP HR S P ERA WHIP	IP WLS BF H R ER SO BB IBB HBP BLK WP HR S P ERA WHIP	IP WLS BF H R ER SO BB IBB HBP BLK WP HR S P ERA WHIP	IP WLS BF H R ER SO BB IBB HBP BLK WP HR S P ERA WHIP

Chicago Cubs @ Arizona Diamondbacks
Chase Field, Phoenix, AZ
Fri Apr 29 2011, 6:40 PM - 9:13 PM MST
Att: 29,450 - Clear - 83 F

AB 33
R 2
H 7
RBI 2
BB 3
SO 6
LOB 19

Batter	1	2	3	4	5	6	7	8	9	AB	R	H	RBI	BB	SO	LOB	TOP						
1 Kosuke Fukudome, L (1, 9) OBP: 0.486, SLG: 0.400										5	1	0	0	0	1	2							
15 Darwin Barney, R (1, 4) OBP: 0.351, SLG: 0.449										5	1	2	1	0	0	0							
13 Starlin Castro, R (1, 6) OBP: 0.375, SLG: 0.461										5	1	2	1	0	2	1							
16 Aramis Ramirez, R (1, 5) OBP: 0.358, SLG: 0.400										5	0	1	1	0	0	3							
28 Jeff Baker, R (1, 3) OBP: 0.386, SLG: 0.491										4	0	0	0	0	1	2							
22 Carlos Pena, L (8, PR) OBP: 0.289, SLG: 0.175										0	0	0	0	0	0	0							
12 Alfonso Soriano, R (1, 7) OBP: 0.276, SLG: 0.613										4	1	2	2	0	1	1							
24 Marlon Byrd, R (1, 8) OBP: 0.306, SLG: 0.361										4	0	2	0	0	0	1							
18 Geovany Soto, R (1, 2) OBP: 0.312, SLG: 0.341										3	1	0	0	1	0	2							
17 Matt Garza, R (1, 1)										3	0	0	0	0	2	3							
21 Tyler Colvin, L (9, PH)										0	0	0	0	1	0	0							
49 Carlos Marmol, R (9, 1)										0	0	0	0	0	0	0							
Inning Stats	R: 0 H: 0 E: 0 K: 0 S: 9	H: 0 LOB: 0 BB: 0 P: 13	R: 1 H: 2 E: 0 K: 1 S: 13	H: 2 LOB: 1 BB: 0 P: 18	R: 0 H: 0 E: 0 K: 0 S: 8	H: 0 LOB: 0 BB: 0 P: 12	R: 1 H: 2 E: 1 K: 1 S: 14	H: 2 LOB: 3 BB: 1 P: 20	R: 1 H: 2 E: 0 K: 1 S: 12	H: 2 LOB: 1 BB: 0 P: 19	R: 0 H: 0 E: 0 K: 0 S: 3	H: 0 LOB: 0 BB: 0 P: 6	R: 0 H: 0 E: 0 K: 2 S: 11	H: 0 LOB: 0 BB: 0 P: 13	R: 0 H: 0 E: 1 K: 2 S: 9	H: 0 LOB: 1 BB: 0 P: 13	R: 2 H: 3 E: 0 K: 0 S: 20	H: 3 LOB: 2 BB: 1 P: 30	1B: 6 2B: 2 3B: 0 HR: 1	SF: 0 SAC: 0 DP: 0 HBP: 0	WP: 0 PB: 0 SB: 0 CS: 0	PA: 40	
PITCHER	IP WLS BF H R ER SO BB IBB HBP BLK WP HR S P ERA WHIP																						
31 Ian Kennedy, R (1, 1) ERA: 3.92	7.2	32	6	3	3	6	1	0	0	0	0	0	1	76	109	3.52	0.913						
30 David Hernandez, R (8, 1) ERA: 2.19	0.1	1	0	0	0	1	0	0	0	0	0	0	0	3	5	0.00	0.000						
40 J.J. Putz, R (9, 1) ERA: 3.6	1.0	L	7	3	2	2	0	1	0	0	0	0	0	20	30	18.00	4.000						

Chicago Cubs @ Arizona Diamondbacks
Chase Field, Phoenix, AZ
Sat Apr 30 2011, 5:11 PM - 7:51 PM MST
Att: 27,711 - Clear - 78 F

livebaseballscorecards.com

AB 38
R 5
H 9
RBI 5
BB 2
SO 7
LOB 15

Batter	1	2	3	4	5	6	7	8	9	AB	R	H	RBI	BB	SO	LOB	BOTTOM						
24 Chris Young, R (1, 8) OBP: 0.267, SLG: 0.528										3	1	0	0	1	2	0							
8 Gerardo Parra, L (1, 7) OBP: 0.357, SLG: 0.406										3	1	1	1	1	1	0							
10 Justin Upton, R (1, 9) OBP: 0.360, SLG: 0.515										4	1	1	0	0	3	2							
6 Stephen Drew, L (1, 6) OBP: 0.389, SLG: 0.531										4	0	2	2	0	0	0							
14 Ryan Roberts, R (1, 4) OBP: 0.413, SLG: 0.594										3	0	1	0	1	0	0							
33 Russell Branyan, L (1, 3) OBP: 0.346, SLG: 0.435										4	0	0	0	0	1	3							
26 Miguel Montero, L (1, 2) OBP: 0.347, SLG: 0.500										4	0	1	0	0	0	1							
4 Melvin Mora, R (1, 5) OBP: 0.288, SLG: 0.333										3	0	0	0	0	1	1							
31 Ian Kennedy, R (1, 1)										2	0	0	0	0	1	0							
30 David Hernandez, R (8, 1)										0	0	0	0	0	0	0							
2 Kelly Johnson, L (8, PH)										1	0	0	0	0	1	0							
40 J.J. Putz, R (9, 1)										0	0	0	0	0	0	0							
Inning Stats	R: 1 H: 3 E: 0 K: 2 S: 13	H: 3 LOB: 2 BB: 0 P: 23	R: 0 H: 1 E: 0 K: 0 S: 7	H: 1 LOB: 0 BB: 0 P: 9	R: 0 H: 0 E: 0 K: 1 S: 9	H: 0 LOB: 0 BB: 0 P: 11	R: 0 H: 0 E: 0 K: 0 S: 6	H: 0 LOB: 0 BB: 0 P: 10	R: 0 H: 0 E: 0 K: 2 S: 8	H: 0 LOB: 0 BB: 0 P: 11	R: 2 H: 2 E: 0 K: 1 S: 11	H: 2 LOB: 0 BB: 1 P: 17	R: 0 H: 0 E: 0 K: 1 S: 6	H: 0 LOB: 0 BB: 0 P: 8	R: 0 H: 0 E: 0 K: 3 S: 10	H: 0 LOB: 1 BB: 1 P: 15	R: 0 H: 0 E: 0 K: 0 S: 9	H: 0 LOB: 1 BB: 1 P: 16	1B: 4 2B: 1 3B: 1 HR: 0	SF: 0 SAC: 0 DP: 1 HBP: 0	WP: 0 PB: 0 SB: 0 CS: 0	PA: 34	
PITCHER	IP WLS BF H R ER SO BB IBB HBP BLK WP HR S P ERA WHIP																						
17 Matt Garza, R (1, 1) ERA: 3.96	8.0	W 30	6	3	3	10	2	0	0	0	0	0	0	70	104	3.38	1.000						
49 Carlos Marmol, R (9, 1) ERA: 1.96	1.0	S 4	0	0	0	0	1	0	0	0	0	0	0	9	16	0.00	1.000						

Chicago Cubs @ Arizona Diamondbacks
Chase Field, Phoenix, AZ
Sat Apr 30 2011, 5:11 PM - 7:51 PM MST
Att: 27,711 - Clear - 78 F

livebaseballscorecards.com

AB 31
R 3
H 6
RBI 3
BB 3
SO 10
LOB 7

Batter	1	2	3	4	5	6	7	8	9	AB	R	H	RBI	BB	SO	LOB	TOP						
1 Kosuke Fukudome, L (1.9) OBP: 0.474, SLG: 0.406										4	0	1	0	0	2	2							
15 Darwin Barney, R (1.4) OBP: 0.357, SLG: 0.452										4	0	2	0	0	0	1							
13 Starlin Castro, R (1.6) OBP: 0.363, SLG: 0.445										4	0	0	0	0	0	3							
16 Aramis Ramirez, R (1.5) OBP: 0.355, SLG: 0.394										4	0	1	0	0	2	2							
12 Alfonso Soriano, R (1.7) OBP: 0.277, SLG: 0.608											4	1	1	0	0	1	2						
24 Marlon Byrd, R (1.8) OBP: 0.313, SLG: 0.375											4	1	2	0	0	1	1						
22 Carlos Pena, L (1.3) OBP: 0.300, SLG: 0.182											3	1	1	1	0	1							
18 Geovany Soto, R (1.2) OBP: 0.330, SLG: 0.376										3	0	2	2	1	0	1							
27 Casey Coleman, L (1.1) OBP: 0.400, SLG: 0.600											2	0	0	0	0	2							
29 Jeff Samardzija, R (6.1) ERA: 2.03																							
21 Tyler Colvin, L (7.1) ERA: 4.15																							
43 John Grabow, L (7.1) ERA: 4.15																							
62 Marcos Mateo, R (8.1) ERA: 6.75																							
28 Jeff Baker, R (9.1) ERA: 6.75																							
Inning Stats	R: 0 E: 0 K: 1 S: 8	H: 1 LOB: 0 BB: 0 P: 11	R: 1 E: 0 K: 0 S: 13	H: 2 LOB: 1 BB: 0 P: 22	R: 0 E: 0 K: 1 S: 6	H: 0 LOB: 0 BB: 0 P: 11	R: 0 E: 0 K: 1 S: 8	H: 1 LOB: 1 BB: 0 P: 14	R: 0 E: 0 K: 1 S: 9	H: 1 LOB: 1 BB: 0 P: 14	R: 0 E: 0 K: 1 S: 12	H: 1 LOB: 1 BB: 0 P: 13	R: 2 E: 0 K: 0 S: 11	H: 2 LOB: 1 BB: 1 P: 23	R: 0 E: 0 K: 1 S: 12	H: 1 LOB: 1 BB: 0 P: 18	R: 0 E: 0 K: 0 S: 6	H: 1 LOB: 1 BB: 1 P: 12	1B: 5 2B: 5 3B: 0 HR: 0	SF: 0 SAC: 0 DP: 3 HBP: 0	WP: 1 PB: 0 SB: 0 CS: 0	PA: 36	
PITCHER	IP WLS BF H R ER SO BB IBB HBP BLK WP HR S P ERA WHIP	IP WLS BF H R ER SO BB IBB HBP BLK WP HR S P ERA WHIP	IP WLS BF H R ER SO BB IBB HBP BLK WP HR S P ERA WHIP	IP WLS BF H R ER SO BB IBB HBP BLK WP HR S P ERA WHIP	IP WLS BF H R ER SO BB IBB HBP BLK WP HR S P ERA WHIP	IP WLS BF H R ER SO BB IBB HBP BLK WP HR S P ERA WHIP	IP WLS BF H R ER SO BB IBB HBP BLK WP HR S P ERA WHIP	IP WLS BF H R ER SO BB IBB HBP BLK WP HR S P ERA WHIP	IP WLS BF H R ER SO BB IBB HBP BLK WP HR S P ERA WHIP	IP WLS BF H R ER SO BB IBB HBP BLK WP HR S P ERA WHIP	IP WLS BF H R ER SO BB IBB HBP BLK WP HR S P ERA WHIP	IP WLS BF H R ER SO BB IBB HBP BLK WP HR S P ERA WHIP	IP WLS BF H R ER SO BB IBB HBP BLK WP HR S P ERA WHIP	IP WLS BF H R ER SO BB IBB HBP BLK WP HR S P ERA WHIP	IP WLS BF H R ER SO BB IBB HBP BLK WP HR S P ERA WHIP	IP WLS BF H R ER SO BB IBB HBP BLK WP HR S P ERA WHIP	IP WLS BF H R ER SO BB IBB HBP BLK WP HR S P ERA WHIP	IP WLS BF H R ER SO BB IBB HBP BLK WP HR S P ERA WHIP	IP WLS BF H R ER SO BB IBB HBP BLK WP HR S P ERA WHIP	IP WLS BF H R ER SO BB IBB HBP BLK WP HR S P ERA WHIP	IP WLS BF H R ER SO BB IBB HBP BLK WP HR S P ERA WHIP	IP WLS BF H R ER SO BB IBB HBP BLK WP HR S P ERA WHIP	IP WLS BF H R ER SO BB IBB HBP BLK WP HR S P ERA WHIP

Chicago Cubs @ Arizona Diamondbacks
Chase Field, Phoenix, AZ
Sun May 01 2011, 1:11 PM - 4:00 PM MST
Att: 26,620 - Sunny - 71 F

AB	34
R	3
H	10
RBI	3
BB	2
SO	6
LOB	18



Batter	1	2	3	4	5	6	7	8	9	AB	R	H	RBI	BB	SO	LOB	BOTTOM						
24 Chris Young, R (1.8) OBP: 0.273, SLG: 0.518										4	0	1	0	1	0	3							
2 Kelly Johnson, L (1.4) OBP: 0.281, SLG: 0.311										3	0	0	0	2	2	2							
10 Justin Upton, R (1.9) OBP: 0.356, SLG: 0.500										3	0	0	0	1	2	4							
6 Stephen Drew, L (1.6) OBP: 0.372, SLG: 0.506										4	0	0	0	0	0	2							
26 Miguel Montero, L (1.2) OBP: 0.354, SLG: 0.506										3	1	1	0	1	0	0							
14 Ryan Roberts, R (1.5) OBP: 0.430, SLG: 0.642										3	2	2	1	1	0	1							
46 Juan Miranda, L (1.3) OBP: 0.340, SLG: 0.357										3	0	0	0	1	0	3							
8 Gerardo Parra, L (1.7) OBP: 0.351, SLG: 0.388										3	1	0	0	1	0	1							
41 Daniel Hudson, R (1.1) OBP: 0.400, SLG: 0.500											2	0	0	1	0	1							
30 David Hernandez, R (8.1) ERA: 2.79																							
22 Xavier Nady, R (8.1) OBP: 0.371, SLG: 0.355																							
40 J.J. Putz, R (9.1) ERA: 6.75																							
Inning Stats	R: 0 E: 0 K: 2 S: 9	H: 0 LOB: 0 BB: 0 P: 15	R: 1 E: 0 K: 0 S: 9	H: 1 LOB: 1 BB: 1 P: 17	R: 0 E: 0 K: 0 S: 5	H: 1 LOB: 2 BB: 1 P: 14	R: 3 E: 0 K: 1 S: 18	H: 1 LOB: 2 BB: 3 P: 39	R: 0 E: 0 K: 0 S: 7	H: 1 LOB: 1 BB: 0 P: 9	R: 0 E: 0 K: 1 S: 15	H: 0 LOB: 2 BB: 2 P: 27	R: 0 E: 0 K: 0 S: 10	H: 0 LOB: 1 BB: 1 P: 18	R: 0 E: 0 K: 1 S: 12	H: 1 LOB: 0 BB: 0 P: 17	1B: 3 2B: 1 3B: 0 HR: 1	SF: 0 SAC: 1 DP: 0 HBP: 0	WP: 1 PB: 1 SB: 2 CS: 0	PA: 38			
PITCHER	IP WLS BF H R ER SO BB IBB HBP BLK WP HR S P ERA WHIP	IP WLS BF H R ER SO BB IBB HBP BLK WP HR S P ERA WHIP	IP WLS BF H R ER SO BB IBB HBP BLK WP HR S P ERA WHIP	IP WLS BF H R ER SO BB IBB HBP BLK WP HR S P ERA WHIP	IP WLS BF H R ER SO BB IBB HBP BLK WP HR S P ERA WHIP	IP WLS BF H R ER SO BB IBB HBP BLK WP HR S P ERA WHIP	IP WLS BF H R ER SO BB IBB HBP BLK WP HR S P ERA WHIP	IP WLS BF H R ER SO BB IBB HBP BLK WP HR S P ERA WHIP	IP WLS BF H R ER SO BB IBB HBP BLK WP HR S P ERA WHIP	IP WLS BF H R ER SO BB IBB HBP BLK WP HR S P ERA WHIP	IP WLS BF H R ER SO BB IBB HBP BLK WP HR S P ERA WHIP	IP WLS BF H R ER SO BB IBB HBP BLK WP HR S P ERA WHIP	IP WLS BF H R ER SO BB IBB HBP BLK WP HR S P ERA WHIP	IP WLS BF H R ER SO BB IBB HBP BLK WP HR S P ERA WHIP	IP WLS BF H R ER SO BB IBB HBP BLK WP HR S P ERA WHIP	IP WLS BF H R ER SO BB IBB HBP BLK WP HR S P ERA WHIP	IP WLS BF H R ER SO BB IBB HBP BLK WP HR S P ERA WHIP	IP WLS BF H R ER SO BB IBB HBP BLK WP HR S P ERA WHIP	IP WLS BF H R ER SO BB IBB HBP BLK WP HR S P ERA WHIP	IP WLS BF H R ER SO BB IBB HBP BLK WP HR S P ERA WHIP	IP WLS BF H R ER SO BB IBB HBP BLK WP HR S P ERA WHIP	IP WLS BF H R ER SO BB IBB HBP BLK WP HR S P ERA WHIP	IP WLS BF H R ER SO BB IBB HBP BLK WP HR S P ERA WHIP

Chicago Cubs @ Arizona Diamondbacks
Chase Field, Phoenix, AZ
Sun May 01 2011, 1:11 PM - 4:00 PM MST
Att: 26,620 - Sunny - 71 F

AB	29
R	4
H	5
RBI	2
BB	8
SO	5
LOB	16



Batter	1	2	3	4	5	6	7	8	9	AB	R	H	RBI	BB	SO	LOB	TOP					
13 Starlin Castro, R OBP: 0.352, SLG: 0.431	G6-3	G1-3			P5		K			4	0	0	0	0	1	3	Chicago Cubs @ Los Angeles Dodgers Dodger Stadium, Los Angeles, CA Mon May 02 2011, 7:11 PM - 9:41 PM PDT Att: 29,663 - Clear - 78 F					
15 Darwin Barney, R OBP: 0.343, SLG: 0.433	G4-3		G1-5-3		G5-3		F8			4	0	0	0	0	0	2						
24 Marlon Byrd, R OBP: 0.311, SLG: 0.371	1B		L4		G1-3		G6-3			4	1	1	0	0	0	0						
16 Aramis Ramirez, R OBP: 0.351, SLG: 0.388	1B		G4-3		L4		G6-3			4	0	1	0	0	0	0						
18 Geovany Soto, R OBP: 0.327, SLG: 0.382	2B		L5		K		K			4	0	1	1	0	2	0						
12 Alfonso Soriano, R OBP: 0.286, SLG: 0.634	P6		1B		K		HR		K	4	1	2	1	0	1	2						
22 Carlos Pena, L OBP: 0.286, SLG: 0.171		F9	F7		K		F7		F7	4	0	0	0	0	1	1						
5 Reed Johnson, R OBP: 0.406, SLG: 0.571	G4-3		F9		1B		G5-3		G5-3	4	0	1	0	0	0	1						
40 James Russell, L OBP: 0.167, SLG: 0.167					K					2	0	1	0	0	1	0						
64 Justin Berg, R OBP: 0.286, SLG: 0.300										0	0	0	0	0	0	0						
9 Blake DeWitt, L OBP: 0.286, SLG: 0.300										1	0	1	0	0	0	0						
29 Jeff Samardzija, R OBP: 0.286, SLG: 0.300										0	0	0	0	0	0	0						
Inning Stats	R: 1 E: 0 K: 0 S: 11	H: 3 LOB: 2 BB: 0 P: 16	R: 0 E: 0 K: 0 S: 10	H: 1 LOB: 1 BB: 0 P: 15	R: 0 E: 0 K: 0 S: 7	H: 0 LOB: 0 BB: 0 P: 10	R: 0 E: 0 K: 0 S: 8	H: 1 LOB: 1 BB: 0 P: 13	R: 0 E: 0 K: 1 S: 6	H: 0 LOB: 0 BB: 0 P: 7	R: 0 E: 0 K: 1 S: 7	H: 0 LOB: 0 BB: 0 P: 11	R: 1 E: 0 K: 2 S: 17	H: 3 LOB: 2 BB: 0 P: 28	R: 0 E: 0 K: 1 S: 10	H: 0 LOB: 0 BB: 0 P: 11	R: 0 E: 0 K: 1 S: 7	H: 0 LOB: 0 BB: 0 P: 8	1B: 6 2B: 1 3B: 0 HR: 1	SF: 0 SAC: 0 DP: 0 HBP: 0	WP: 0 PB: 0 SB: 0 CS: 0	PA: 35
PITCHER	IP WLS BF H R ER SO BB IBB HBP BLK WP HR S P ERA WHIP																					
22 Clayton Kershaw, L ERA: 3.38	7.0 W 29 8 2 2 4 0 0 0 0 0 1 66 100 2.57 1.143																					
44 Vicente Padilla, R ERA: 1.8	1.0 H 3 0 0 0 1 0 0 0 0 0 0 10 11 0.00 0.000																					
51 Jonathan Broxton, R ERA: 4.38	1.0 S 3 0 0 0 1 0 0 0 0 0 0 7 8 0.00 0.000																					

AB	35
R	2
H	8
RBI	2
BB	0
SO	6
LOB	9



Batter	1	2	3	4	5	6	7	8	9	AB	R	H	RBI	BB	SO	LOB	BOTTOM			
14 Jamey Carroll, R OBP: 0.342, SLG: 0.353	P4		G6-3		FC1-2		K			4	1	0	0	0	1	2	Chicago Cubs @ Los Angeles Dodgers Dodger Stadium, Los Angeles, CA Mon May 02 2011, 7:11 PM - 9:41 PM PDT Att: 29,663 - Clear - 78 F			
47 Jerry Sands, R OBP: 0.255, SLG: 0.326	F9		F8		E8		G5-3			4	1	1	2	0	0	0				
44 Vicente Padilla, R ERA: 1.8	F9				1B					0	0	0	0	0	0	0				
51 Jonathan Broxton, R ERA: 4.38					2B					0	0	0	0	0	0	0				
16 Andre Ethier, L OBP: 0.442, SLG: 0.539	K		G3		1B		P4			4	0	1	1	0	1	0				
27 Matt Kemp, R OBP: 0.442, SLG: 0.596		5S	F9		FC6-4		K			4	1	1	0	0	1	1				
5 Juan Uribe, R OBP: 0.299, SLG: 0.416		1B					P6			4	1	2	1	0	0	0				
33 Marcus Thames, R OBP: 0.222, SLG: 0.412		2B								3	0	0	0	0	1	2				
10 Tony Gwynn Jr., L OBP: 0.288, SLG: 0.357			P6		K		G4-6-3			0	0	0	0	0	0	0				
28 Rod Barajas, R OBP: 0.263, SLG: 0.407		F8			2B					2	0	1	0	0	0	1				
13 Iván De Jesús Jr., R OBP: 0.214, SLG: 0.185										3	0	1	1	0	1	2				
6 Aaron Miles, S OBP: 0.288, SLG: 0.314										0	0	0	0	0	0	0				
22 Clayton Kershaw, L OBP: 0.267, SLG: 0.267										2	1	0	0	0	1	2				
7 James Loney, L OBP: 0.233, SLG: 0.239										1	0	0	0	0	0	0				
Inning Stats	R: 0 E: 0 K: 1 S: 9	H: 0 LOB: 0 BB: 0 P: 15	R: 2 E: 0 K: 0 S: 14	H: 3 LOB: 1 BB: 0 P: 22	R: 0 E: 0 K: 0 S: 6	H: 0 LOB: 0 BB: 0 P: 8	R: 0 E: 0 K: 1 S: 11	H: 0 LOB: 0 BB: 0 P: 15	R: 3 E: 1 K: 1 S: 18	H: 3 LOB: 1 BB: 0 P: 25	R: 0 E: 0 K: 1 S: 6	H: 1 LOB: 1 BB: 0 P: 9	R: 0 E: 0 K: 1 S: 6	H: 0 LOB: 0 BB: 0 P: 8	R: 0 E: 0 K: 1 S: 7	H: 0 LOB: 0 BB: 0 P: 12	1B: 4 2B: 3 3B: 0 HR: 0	SF: 0 SAC: 0 DP: 1 HBP: 1	WP: 1 PB: 0 SB: 1 CS: 0	PA: 32
PITCHER	IP WLS BF H R ER SO BB IBB HBP BLK WP HR S P ERA WHIP																			
40 James Russell, L ERA: 8.15	4.2 L 21 6 0 0 0 0 0 0 0 0 0 57 83 7.71 1.286																			
64 Justin Berg, R ERA: 3.35	1.1 5 1 0 0 1 0 0 0 1 0 0 7 11 0.00 0.750																			
29 Jeff Samardzija, R ERA: 2.45	2.0 6 0 0 0 2 0 0 0 0 0 0 13 20 0.00 0.000																			

AB	31
R	5
H	7
RBI	5
BB	0
SO	6
LOB	10



Batter	1	2	3	4	5	6	7	8	9	AB	R	H	RBI	BB	SO	LOB	TOP					
6 Drew Stubbs, R (1,8)										3	0	1	1	1	0	1	Cincinnati Reds @ Chicago Cubs Wrigley Field, Chicago, IL Sat May 07 2011, 12:13 PM - 3:01 PM CDT Att: 37,666 - Cloudy - 55 F					
16 Edgar Renteria, R (1,6)										4	0	1	0	0	2	2						
19 Joey Votto, L (1,3)										2	0	0	0	2	2	3						
4 Brandon Phillips, R (1,4)										3	0	0	0	0	0	3						
32 Jay Bruce, L (1,9)										4	0	0	0	0	2	4						
28 Chris Heisey, R (1,7)										3	1	0	0	1	0	1						
29 Ryan Hanigan, R (1,2)										4	0	2	0	0	0	0						
3 Chris Valaika, R (1,5)										2	0	0	0	0	0	1						
15 Fred Lewis, L (7,PH)										1	1	0	1	0	0	1						
43 Miguel Cairo, R (7,5)										1	0	0	0	0	0	0						
61 Bronson Arroyo, R (1,1)										2	0	1	0	0	1	0						
66 Logan Ondrusek, R (8,1)										0	0	0	0	0	0	0						
31 Jonny Gomes, R (9,PH)										1	0	0	0	0	1	0						
48 Francisco Cordero, R (9,1)										0	0	0	0	0	0	0						
Inning Stats	R: 0 E: 0 K: 2 S: 7	H: 0 LOB: 1 BB: 1 P: 15	R: 0 E: 0 K: 1 S: 8	H: 1 LOB: 1 BB: 0 P: 11	R: 0 E: 0 K: 1 S: 18	H: 2 LOB: 3 BB: 0 P: 31	R: 0 E: 0 K: 0 S: 4	H: 0 LOB: 0 BB: 0 P: 7	R: 0 E: 0 K: 1 S: 8	H: 0 LOB: 0 BB: 0 P: 12	R: 0 E: 0 K: 1 S: 8	H: 0 LOB: 0 BB: 1 P: 15	R: 2 E: 0 K: 1 S: 14	H: 2 LOB: 1 BB: 1 P: 23	R: 0 E: 0 K: 0 S: 8	H: 0 LOB: 1 BB: 1 P: 13	R: 0 E: 0 K: 1 S: 7	H: 0 LOB: 0 BB: 0 P: 12	1B: 5 2B: 0 3B: 0 HR: 0	SF: 0 SAC: 1 DP: 1 HBP: 1	WP: 0 PB: 0 SB: 1 CS: 0	PA: 36
PITCHER	IP WLS BF H R ER SO BB IBB HBP BLK WP HR S P ERA WHIP																					
27 Casey Coleman, R (1,1)	6.0	1	25	4	2	2	6	3	0	1	0	0	0	0	55	98	3.00	1.167				
34 Kerry Wood, R (7,1)	1.0	B	4	1	0	0	1	0	0	0	0	0	0	0	12	16	0.00	1.000				
40 James Russell, L (8,1)	0.2		3	0	0	0	0	1	0	0	0	0	0	7	11	0.00	1.500					
62 Marcos Mateo, R (8,1)	1.1	W	4	0	0	0	1	0	0	0	0	0	0	8	14	0.00	0.000					

AB	30
R	2
H	5
RBI	2
BB	4
SO	8
LOB	16



Batter	1	2	3	4	5	6	7	8	9	AB	R	H	RBI	BB	SO	LOB	BOTTOM					
1 Kosuke Fukudome, L (1,9)										4	0	3	1	1	0	0	Cincinnati Reds @ Chicago Cubs Wrigley Field, Chicago, IL Sat May 07 2011, 12:13 PM - 3:01 PM CDT Att: 37,666 - Cloudy - 55 F					
15 Darwin Barney, R (1,6)										4	0	1	0	0	0	3						
24 Marlon Byrd, R (1,8)										4	0	1	0	0	1	3						
16 Aramis Ramirez, R (1,5)										4	0	0	0	0	1	4						
22 Carlos Pena, L (1,3)										4	1	3	1	0	0	0						
18 Geovany Soto, R (1,2)										3	0	0	0	1	1	2						
9 Blake DeWitt, L (1,4)										4	2	2	1	0	0	1						
21 Tyler Colvin, L (1,7)										4	0	0	0	0	2	2						
27 Casey Coleman, L (1,1)										2	0	0	0	0	1	0						
34 Kerry Wood, R (7,1)										0	0	0	0	0	0	0						
5 Reed Johnson, R (7,PH)										1	0	0	0	0	0	0						
40 James Russell, L (8,1)										0	0	0	0	0	0	0						
62 Marcos Mateo, R (8,1)										0	0	0	0	0	0	0						
28 Jeff Baker, R (9,PH)										1	0	1	0	0	0	0						
Inning Stats	R: 0 E: 0 K: 0 S: 8	H: 1 LOB: 0 BB: 0 P: 11	R: 0 E: 0 K: 0 S: 8	H: 0 LOB: 1 BB: 1 P: 15	R: 0 E: 0 K: 0 S: 10	H: 1 LOB: 2 BB: 1 P: 15	R: 1 E: 0 K: 1 S: 11	H: 2 LOB: 0 BB: 0 P: 14	R: 0 E: 0 K: 1 S: 10	H: 1 LOB: 1 BB: 0 P: 11	R: 0 E: 0 K: 0 S: 9	H: 1 LOB: 1 BB: 0 P: 14	R: 0 E: 0 K: 0 S: 9	H: 0 LOB: 0 BB: 0 P: 10	R: 0 E: 0 K: 2 S: 12	H: 1 LOB: 0 BB: 0 P: 16	R: 2 E: 0 K: 1 S: 12	H: 4 LOB: 2 BB: 0 P: 20	1B: 7 2B: 3 3B: 0 HR: 2	SF: 0 SAC: 0 DP: 2 HBP: 0	WP: 0 PB: 0 SB: 0 CS: 1	PA: 37
PITCHER	IP WLS BF H R ER SO BB IBB HBP BLK WP HR S P ERA WHIP																					
61 Bronson Arroyo, R (1,1)	7.1		29	7	1	1	3	2	0	0	0	0	0	0	69	95	1.23	1.227				
66 Logan Ondrusek, R (8,1)	0.2	H	2	0	0	0	2	0	0	0	0	0	0	8	11	0.00	0.000					
48 Francisco Cordero, R (9,1)	0.2	L	6	4	2	2	1	0	0	0	0	0	0	1	12	20	27.00	6.000				

AB	35
R	3
H	11
RBI	3
BB	2
SO	6
LOB	15



Batter	1	2	3	4	5	6	7	8	9	AB	R	H	RBI	BB	SO	LOB	TOP										
6 Drew Stubbs, R OBP: 0.349, SLG: 0.457										4	1	2	1	0	1	0	Cincinnati Reds @ Chicago Cubs Wrigley Field, Chicago, IL Sun May 08 2011, 1:24 PM - 3:55 PM CDT Att: 31,931 - Partly Cloudy - 63 F										
16 Edgar Renteria, R OBP: 0.373, SLG: 0.327										3	0	0	0	0	1	0											
19 Joey Votto, L OBP: 0.464, SLG: 0.542										4	0	0	0	0	2	1											
4 Brandon Phillips, R OBP: 0.364, SLG: 0.466										4	0	0	0	0	0	1											
32 Jay Bruce, L OBP: 0.328, SLG: 0.467										3	1	2	0	1	0	0											
31 Jonny Gomes, R OBP: 0.344, SLG: 0.418										3	0	0	0	0	1	2											
48 Francisco Cordero, R ERA: 2.33										0	0	0	0	0	0	0											
55 Ramon Hernandez, R OBP: 0.352, SLG: 0.455										4	0	1	1	0	1	3											
43 Miguel Cairo, R OBP: 0.286, SLG: 0.305										3	0	0	0	0	0	1											
47 Johnny Cueto, R ERA: 3.91										2	0	0	0	0	0	1											
63 Sam LeCure, R OBP: 0.444, SLG: 0.587										0	0	0	0	0	0	0											
Inning Stats	R: 0 E: 0 K: 1 S: 6	H: 1 LOB: 1 BB: 0 P: 9	R: 1 E: 0 K: 0 S: 13	H: 2 LOB: 1 BB: 0 P: 17	R: 0 E: 0 K: 0 S: 8	H: 0 LOB: 0 BB: 0 P: 10	R: 0 E: 0 K: 2 S: 11	H: 1 LOB: 1 BB: 0 P: 13	R: 1 E: 0 K: 1 S: 11	H: 1 LOB: 0 BB: 0 P: 14	R: 0 E: 0 K: 0 S: 8	H: 0 LOB: 0 BB: 0 P: 13	R: 0 E: 0 K: 0 S: 4	H: 0 LOB: 0 BB: 0 P: 5	R: 0 E: 0 K: 1 S: 6	H: 0 LOB: 0 BB: 0 P: 8	R: 0 E: 0 K: 1 S: 8	H: 0 LOB: 0 BB: 1 P: 16	1B: 3 2B: 1 HR: 1	SF: 0 SAC: 1 HBP: 1	WP: 0 PB: 0 SB: 0 CS: 0	PA: 34					
PITCHER	IP	WLS	BF	H	R	ER	SO	BB	IBB	HBP	BLK	WP	HR	S	P	ERA	WHIP										
46 Ryan Dempster, R ERA: 7.2	7.0	L	26	5	2	2	4	0	0	0	0	0	1	61	81	2.57	0.714										
29 Jeff Samardzija, R ERA: 2.33	1.0		3	0	0	0	1	0	0	0	0	0	0	6	8	0.00	0.000										
49 Carlos Marmol, R ERA: 1.72	1.0		5	0	0	0	1	1	0	1	0	0	0	8	16	0.00	1.000										

AB	31
R	2
H	5
RBI	2
BB	1
SO	6
LOB	9



Batter	1	2	3	4	5	6	7	8	9	AB	R	H	RBI	BB	SO	LOB	BOTTOM										
1 Kosuke Fukudome, L OBP: 0.468, SLG: 0.397										3	0	1	0	1	0	1	Cincinnati Reds @ Chicago Cubs Wrigley Field, Chicago, IL Sun May 08 2011, 1:24 PM - 3:55 PM CDT Att: 31,931 - Partly Cloudy - 63 F										
13 Starlin Castro, R OBP: 0.324, SLG: 0.393										4	0	0	0	0	1	6											
24 Marion Byrd, R OBP: 0.324, SLG: 0.388										4	0	1	0	0	2	0											
16 Aramis Ramirez, R OBP: 0.336, SLG: 0.364										3	0	1	0	1	0	3											
28 Jeff Baker, R OBP: 0.364, SLG: 0.469										4	0	0	0	0	1	2											
12 Alfonso Soriano, R OBP: 0.273, SLG: 0.569										4	0	1	0	0	1	2											
22 Carlos Pena, L OBP: 0.327, SLG: 0.314										4	0	1	0	0	2	2											
18 Geovany Soto, R OBP: 0.322, SLG: 0.387										4	0	0	0	0	1	2											
46 Ryan Dempster, R OBP: 0.077, SLG: 0.077										2	0	1	0	0	0	0											
5 Reed Johnson, R OBP: 0.444, SLG: 0.587										0	0	0	0	0	0	0											
29 Jeff Samardzija, R ERA: 2.33										0	0	0	0	0	0	0											
9 Blake DeWitt, L OBP: 0.333, SLG: 0.462										1	0	0	0	0	0	0											
Inning Stats	R: 0 E: 0 K: 1 S: 10	H: 1 LOB: 0 BB: 0 P: 17	R: 0 E: 0 K: 1 S: 11	H: 0 LOB: 1 BB: 1 P: 22	R: 0 E: 0 K: 0 S: 12	H: 2 LOB: 3 BB: 0 P: 20	R: 0 E: 0 K: 0 S: 11	H: 1 LOB: 1 BB: 0 P: 16	R: 0 E: 0 K: 1 S: 7	H: 0 LOB: 0 BB: 0 P: 10	R: 0 E: 0 K: 1 S: 9	H: 0 LOB: 0 BB: 0 P: 13	R: 0 E: 0 K: 1 S: 11	H: 1 LOB: 3 BB: 1 P: 20	R: 0 E: 0 K: 2 S: 11	H: 1 LOB: 1 BB: 0 P: 15	R: 0 E: 0 K: 1 S: 8	H: 0 LOB: 0 BB: 0 P: 13	1B: 6 2B: 0 HR: 0	SF: 0 SAC: 0 HBP: 1	WP: 0 PB: 0 SB: 0 CS: 0	PA: 36					
PITCHER	IP	WLS	BF	H	R	ER	SO	BB	IBB	HBP	BLK	WP	HR	S	P	ERA	WHIP										
47 Johnny Cueto, R ERA: 0.73	6.0	W	24	5	0	0	4	1	0	0	0	0	0	3	5	0.00	0.000										
63 Sam LeCure, R ERA: 5.12	0.1	H	1	0	0	0	1	0	0	0	0	0	0	5	11	0.00	1.500										
40 Nick Masset, R ERA: 5.12	0.2	H	4	0	0	0	0	1	0	1	0	0	0	5	11	0.00	1.500										
48 Francisco Cordero, R ERA: 2.3	1.0	S	3	0	0	0	1	0	0	0	0	0	0	8	13	0.00	0.000										

AB	33
R	0
H	6
RBI	0
BB	2
SO	8
LOB	18



Batter	1	2	3	4	5	6	7	8	9	AB	R	H	RBI	BB	SO	LOB	TOP		
Ryan Theriot, R (1,6) OBP: 0.328, SLG: 0.310	G6-3		L6		G6-3		SF9	K		4	0	0	1	0	1	3			
28 Colby Rasmus, L (1,8) OBP: 0.390, SLG: 0.460	2B		L8		F7		F8	G4-3		5	1	1	0	0	0	1			
5 Albert Pujols, R (1,3) OBP: 0.338, SLG: 0.442	1B		G5-3				2B	1B		5	1	4	0	0	0	0			
7 Matt Holliday, R (1,7) OBP: 0.481, SLG: 0.598	1B				K		K	K		4	1	1	1	1	3	2			
12 Lance Berkman, S (1,9) OBP: 0.454, SLG: 0.725							F8	F9		2	1	0	0	0	2	0			
44 Miguel Batista, R (8,1)								F7		0	0	0	0	0	0	0			
38 Mark Hamilton, L (9,PH) OBP: 0.364, SLG: 0.400	IBB				2B					1	0	0	0	0	0	1			
52 Eduardo Sanchez, R (9,1)					BB					0	0	0	0	0	0	0			
4 Yadier Molina, R (1,2) OBP: 0.327, SLG: 0.408	G4-6-3				2B		L9	IBB		3	1	1	1	1	0	4			
8 Nick Punto, S (1,4)			K		3B		SF9	L7		4	1	2	1	0	1	3			
33 Daniel Descalso, L (1,5) OBP: 0.301, SLG: 0.378			L7		F8-2-5		SF9			4	0	2	2	0	0	1			
29 Chris Carpenter, R (1,1) OBP: 0.188, SLG: 0.200			F7				SH5-4			2	0	0	0	0	0	0			
19 Jon Jay, L (8,PH) OBP: 0.386, SLG: 0.400								BB		0	0	0	0	1	0	0			
Inning Stats	R: 1 H: 3 E: 0 K: 0 S: 16	H: 3 R: 1 BB: 1 P: 28	R: 0 H: 0 E: 0 K: 1 S: 9	H: 0 R: 0 BB: 0 P: 12	R: 0 H: 0 E: 0 K: 0 S: 5	H: 0 R: 2 LOB: 0 BB: 0 P: 21	R: 0 H: 1 E: 0 K: 1 S: 8	H: 2 R: 0 LOB: 1 BB: 0 P: 14	R: 1 H: 2 E: 0 K: 0 S: 7	H: 2 R: 0 LOB: 3 BB: 3 P: 35	R: 0 H: 1 E: 0 K: 1 S: 8	H: 1 R: 0 LOB: 1 BB: 1 P: 12	1B: 7 2B: 4 3B: 1 HR: 0	SF: 1 SAC: 1 DP: 2 HBP: 0	WP: 0 PA: 41 PB: 0 SB: 0 CS: 0				
PITCHER	IP WLS BF H R ER SO BB IBB HBP BLK WP HR S P ERA WHIP																		
38 Carlos Zambrano, R (1,1) ERA: 4.35	7.0		29	8	4	4	3	1	1	0	0	0	0	0	0	64	107	5.14	1.286
34 Kerry Wood, R (8,1) ERA: 2.57	1.0	L	8	2	2	2	1	2	1	0	0	0	0	0	18	35	18.00	4.000	
43 John Grabow, L (9,1) ERA: 4.05	0.1		1	0	0	0	0	0	0	0	0	0	0	3	4	0.00	0.000		
62 Marcos Mateo, R (9,1) ERA: 5.79	0.1		2	1	0	0	1	0	0	0	0	0	0	4	7	0.00	3.000		
40 James Russell, L (9,1) ERA: 7.71	0.1		1	0	0	0	0	0	0	0	0	0	0	1	1	0.00	0.000		

St. Louis Cardinals @ Chicago Cubs
Wrigley Field, Chicago, IL
Tue May 10 2011, 7:09 PM - 10:01 PM CDT
Att: 34,249 - Partly Cloudy - 67 F

AB 34
R 6
H 11
RBI 6
BB 5
SO 5
LOB 18



Batter	1	2	3	4	5	6	7	8	9	AB	R	H	RBI	BB	SO	LOB	BOTTOM	
1 Kosuke Fukudome, L (1,9) OBP: 0.455, SLG: 0.378	2B		G6-3		K		K2-3	G4-3		4	1	0	0	1	2	2		
15 Darwin Barney, R (1,4) OBP: 0.355, SLG: 0.424	1B		G4-3		G4-3		1B	HBP		4	2	3	0	0	0	1		
24 Marlon Byrd, R (1,8) OBP: 0.326, SLG: 0.388	1B		K		G6-3		1B	L8		5	1	2	0	0	1	2		
16 Aramis Ramirez, R (1,5) OBP: 0.345, SLG: 0.373	1B		1B		1B		P5	F9		5	0	3	2	0	0	2		
12 Alfonso Soriano, R (1,7) OBP: 0.270, SLG: 0.550	1B		F8		K		HBP	K		4	0	0	0	0	2	4		
22 Carlos Pena, L (1,3) OBP: 0.339, SLG: 0.326	1B		1B		P5		SF9	BB		3	0	2	1	1	0	1		
13 Starlin Castro, R (1,6) OBP: 0.333, SLG: 0.396	BB		G6-4-3		1B		1B	F9		4	0	2	1	1	0	3		
18 Geovany Soto, R (1,2) OBP: 0.322, SLG: 0.387			P5		L1		F8	G3-1		0	0	0	0	0	0	0		
55 Koyle Hill, S (1,PH) OBP: 0.263, SLG: 0.313							SH1-3	L9		4	0	0	0	0	0	6		
38 Carlos Zambrano, S (1,1) ERA: 4.35			F8							2	0	1	0	0	0	0		
34 Kerry Wood, R (8,1) ERA: 2.57										0	0	0	0	0	0	0		
9 Blake DeWitt, L (8,PH) OBP: 0.321, SLG: 0.444										1	0	0	0	0	0	0		
43 John Grabow, L (9,1) ERA: 4.05										0	0	0	0	0	0	0		
62 Marcos Mateo, R (9,1) ERA: 5.79										0	0	0	0	0	0	0		
40 James Russell, L (9,1) ERA: 7.71										0	0	0	0	0	0	0		
Inning Stats	R: 2 H: 4 E: 0 K: 0 S: 20	H: 4 R: 1 LOB: 2 BB: 1 P: 35	R: 0 H: 1 E: 0 K: 1 S: 10	H: 1 R: 0 LOB: 1 BB: 0 P: 14	R: 0 H: 2 E: 0 K: 0 S: 9	H: 2 R: 0 LOB: 1 BB: 0 P: 12	R: 0 H: 1 E: 0 K: 1 S: 10	H: 1 R: 0 LOB: 1 BB: 0 P: 13	R: 0 H: 1 E: 0 K: 1 S: 8	H: 3 R: 0 LOB: 2 BB: 0 P: 19	R: 2 H: 0 E: 0 K: 0 S: 13	H: 0 R: 0 LOB: 1 BB: 1 P: 15	R: 0 H: 0 E: 0 K: 1 S: 10	H: 0 R: 0 LOB: 1 BB: 1 P: 19	1B: 13 2B: 0 3B: 0 HR: 0	SF: 1 SAC: 1 DP: 2 HBP: 2	WP: 0 PA: 43 PB: 0 SB: 0 CS: 0	
PITCHER	IP WLS BF H R ER SO BB IBB HBP BLK WP HR S P ERA WHIP																	
29 Chris Carpenter, R (1,1) ERA: 4.32	7.0		35	13	4	4	4	2	0	1	0	0	0	0	79	116	5.14	2.143
44 Miguel Batista, R (8,1) ERA: 0.6	1.0	H	4	0	0	0	0	0	0	1	0	0	0	8	15	0.00	0.000	
52 Eduardo Sanchez, R (9,1) ERA: 2.57	1.0	S	4	0	0	0	1	1	0	0	0	0	0	10	19	0.00	1.000	

St. Louis Cardinals @ Chicago Cubs
Wrigley Field, Chicago, IL
Tue May 10 2011, 7:09 PM - 10:01 PM CDT
Att: 34,249 - Partly Cloudy - 67 F

AB 36
R 4
H 13
RBI 4
BB 3
SO 5
LOB 21



Batter	1	2	3	4	5	6	7	8	9	AB	R	H	RBI	BB	SO	LOB	TOP							
Ryan Theriot, R (1,6) OBP: 0.340, SLG: 0.318 19 Jon Jay, L (8,9) OBP: 0.400, SLG: 0.417										3	1	2	1	1	1	0	St. Louis Cardinals @ Chicago Cubs Wrigley Field, Chicago, IL Wed May 11, 2011, 7:11 PM - 11:10 PM CDT Att: 34,439 - Overcast - 67 F							
28 Colby Rasmus, L (1,8)										5	0	2	1	0	0	4								
5 Albert Pujols, R (1,3) OBP: 0.342, SLG: 0.440 41 Mitchell Boggs, R (7,1) 44 Miguel Batista, R (8,1) 4 Yadier Molina, R (9,PH) OBP: 0.325, SLG: 0.404										3	0	1	2	1	0	0								
7 Matt Holliday, R (1,7) OBP: 0.474, SLG: 0.588 21 Allen Craig, R (6,PH) OBP: 0.397, SLG: 0.419										2	0	0	0	0	2	1								
12 Lance Berkman, S (1,9) OBP: 0.444, SLG: 0.705 27 Tyler Greene, R (7,9) OBP: 0.311, SLG: 0.341										3	0	0	0	0	2	1								
13 Gerald Laird, R (1,2) OBP: 0.300, SLG: 0.389										4	1	1	0	0	3	1								
8 Nick Punto, S (1,4) OBP: 0.356, SLG: 0.380										3	2	2	0	1	0	0								
33 Daniel Descalso, L (1,5) OBP: 0.310, SLG: 0.368										2	0	0	0	2	0	3								
35 Jake Westbrook, R (1,1) OBP: 0.143, SLG: 0.214 30 Jason Motte, R (3,1) 31 Ryan Franklin, R (4,1) 38 Mark Hamilton, L (7,PH) OBP: 0.308, SLG: 0.333										0	0	0	0	0	0	0								
Inning Stats	R: 0 E: 0 K: 1 S: 6	H: 0 LOB: 0 BB: 0 P: 12	R: 0 E: 0 K: 2 S: 11	H: 0 LOB: 0 BB: 15	R: 1 E: 0 K: 0 S: 9	H: 2 LOB: 1 BB: 1 P: 17	R: 0 E: 0 K: 3 S: 13	H: 0 LOB: 1 BB: 1 P: 22	R: 0 E: 0 K: 1 S: 9	H: 1 LOB: 2 BB: 1 P: 19	R: 0 E: 0 K: 1 S: 9	H: 0 LOB: 0 BB: 0 P: 14	R: 3 E: 0 K: 1 S: 14	H: 4 LOB: 2 BB: 1 P: 23	R: 0 E: 0 K: 1 S: 10	H: 0 LOB: 0 BB: 0 P: 16		R: 0 E: 1 K: 0 S: 12	H: 2 LOB: 2 BB: 1 P: 23	1B: 7 2B: 3 3B: 0 HR: 0	SF: 0 SAC: 1 DP: 2 HBP: 0	WP: 1 PB: 0 SB: 0 CS: 0	PA: 39	
PITCHER	IP WLS BF H R ER SO BB IBB HBP BLK WP HR S P ERA WHIP	IP WLS BF H R ER SO BB IBB HBP BLK WP HR S P ERA WHIP	IP WLS BF H R ER SO BB IBB HBP BLK WP HR S P ERA WHIP	IP WLS BF H R ER SO BB IBB HBP BLK WP HR S P ERA WHIP	IP WLS BF H R ER SO BB IBB HBP BLK WP HR S P ERA WHIP	IP WLS BF H R ER SO BB IBB HBP BLK WP HR S P ERA WHIP	IP WLS BF H R ER SO BB IBB HBP BLK WP HR S P ERA WHIP	IP WLS BF H R ER SO BB IBB HBP BLK WP HR S P ERA WHIP	IP WLS BF H R ER SO BB IBB HBP BLK WP HR S P ERA WHIP	IP WLS BF H R ER SO BB IBB HBP BLK WP HR S P ERA WHIP	IP WLS BF H R ER SO BB IBB HBP BLK WP HR S P ERA WHIP	IP WLS BF H R ER SO BB IBB HBP BLK WP HR S P ERA WHIP	IP WLS BF H R ER SO BB IBB HBP BLK WP HR S P ERA WHIP	IP WLS BF H R ER SO BB IBB HBP BLK WP HR S P ERA WHIP	IP WLS BF H R ER SO BB IBB HBP BLK WP HR S P ERA WHIP	IP WLS BF H R ER SO BB IBB HBP BLK WP HR S P ERA WHIP	IP WLS BF H R ER SO BB IBB HBP BLK WP HR S P ERA WHIP	IP WLS BF H R ER SO BB IBB HBP BLK WP HR S P ERA WHIP	IP WLS BF H R ER SO BB IBB HBP BLK WP HR S P ERA WHIP	IP WLS BF H R ER SO BB IBB HBP BLK WP HR S P ERA WHIP	IP WLS BF H R ER SO BB IBB HBP BLK WP HR S P ERA WHIP	IP WLS BF H R ER SO BB IBB HBP BLK WP HR S P ERA WHIP	IP WLS BF H R ER SO BB IBB HBP BLK WP HR S P ERA WHIP	IP WLS BF H R ER SO BB IBB HBP BLK WP HR S P ERA WHIP

Batter	1	2	3	4	5	6	7	8	9	AB	R	H	RBI	BB	SO	LOB	BOTTOM						
1 Kosuke Fukudome, L (1,9) OBP: 0.456, SLG: 0.395 29 Jeff Samardzija, R (6,1) 64 Justin Berg, R (7,1) 45 Sean Marshall, L (9,1)										4	1	2	0	0	1	0	St. Louis Cardinals @ Chicago Cubs Wrigley Field, Chicago, IL Wed May 11, 2011, 7:11 PM - 11:10 PM CDT Att: 34,439 - Overcast - 67 F						
15 Darwin Barney, R (1,4) OBP: 0.349, SLG: 0.415										5	1	1	0	0	1	1							
24 Marlon Byrd, R (1,8) OBP: 0.336, SLG: 0.392										4	1	2	0	0	0	0							
16 Aramis Ramirez, R (1,5) OBP: 0.352, SLG: 0.380 28 Jeff Baker, R (6,PH) OBP: 0.353, SLG: 0.455										3	1	2	1	0	0	1							
22 Carlos Pena, L (1,3) OBP: 0.354, SLG: 0.348										3	2	2	2	1	1	0							
13 Starlin Castro, R (1,6) OBP: 0.351, SLG: 0.426										4	3	4	3	0	0	0							
12 Alfonso Soriano, R (1,7) OBP: 0.277, SLG: 0.548										4	1	2	2	0	1	3							
55 Koyie Hill, S (1,2) OBP: 0.304, SLG: 0.500										4	1	2	2	0	1	3							
17 Matt Garza, R (1,1) OBP: 0.056, SLG: 0.056 21 Tyler Colvin, L (5,PH) OBP: 0.197, SLG: 0.267										2	0	0	0	0	2	1							
Inning Stats	R: 0 E: 0 K: 0 S: 6	H: 0 LOB: 0 BB: 0 P: 11	R: 0 E: 0 K: 0 S: 14	H: 2 LOB: 2 BB: 1 P: 28	R: 6 E: 1 K: 3 S: 23	H: 6 LOB: 1 BB: 0 P: 35	R: 0 E: 0 K: 0 S: 11	H: 2 LOB: 1 BB: 0 P: 14	R: 4 E: 0 K: 1 S: 17	H: 4 LOB: 0 BB: 0 P: 24	R: 0 E: 0 K: 1 S: 10	H: 1 LOB: 0 BB: 0 P: 16	R: 1 E: 0 K: 2 S: 13	H: 2 LOB: 1 BB: 0 P: 16	R: 0 E: 0 K: 0 S: 4	H: 0 LOB: 0 BB: 0 P: 5		R: 0 E: 0 K: 0 S: 4	H: 0 LOB: 0 BB: 0 P: 5	1B: 12 2B: 3 3B: 2 HR: 0	SF: 0 SAC: 0 DP: 1 HBP: 1	WP: 0 PB: 0 SB: 0 CS: 0	PA: 40
PITCHER	IP WLS BF H R ER SO BB IBB HBP BLK WP HR S P ERA WHIP	IP WLS BF H R ER SO BB IBB HBP BLK WP HR S P ERA WHIP	IP WLS BF H R ER SO BB IBB HBP BLK WP HR S P ERA WHIP	IP WLS BF H R ER SO BB IBB HBP BLK WP HR S P ERA WHIP	IP WLS BF H R ER SO BB IBB HBP BLK WP HR S P ERA WHIP	IP WLS BF H R ER SO BB IBB HBP BLK WP HR S P ERA WHIP	IP WLS BF H R ER SO BB IBB HBP BLK WP HR S P ERA WHIP	IP WLS BF H R ER SO BB IBB HBP BLK WP HR S P ERA WHIP	IP WLS BF H R ER SO BB IBB HBP BLK WP HR S P ERA WHIP	IP WLS BF H R ER SO BB IBB HBP BLK WP HR S P ERA WHIP	IP WLS BF H R ER SO BB IBB HBP BLK WP HR S P ERA WHIP	IP WLS BF H R ER SO BB IBB HBP BLK WP HR S P ERA WHIP	IP WLS BF H R ER SO BB IBB HBP BLK WP HR S P ERA WHIP	IP WLS BF H R ER SO BB IBB HBP BLK WP HR S P ERA WHIP	IP WLS BF H R ER SO BB IBB HBP BLK WP HR S P ERA WHIP	IP WLS BF H R ER SO BB IBB HBP BLK WP HR S P ERA WHIP	IP WLS BF H R ER SO BB IBB HBP BLK WP HR S P ERA WHIP	IP WLS BF H R ER SO BB IBB HBP BLK WP HR S P ERA WHIP	IP WLS BF H R ER SO BB IBB HBP BLK WP HR S P ERA WHIP	IP WLS BF H R ER SO BB IBB HBP BLK WP HR S P ERA WHIP	IP WLS BF H R ER SO BB IBB HBP BLK WP HR S P ERA WHIP	IP WLS BF H R ER SO BB IBB HBP BLK WP HR S P ERA WHIP	IP WLS BF H R ER SO BB IBB HBP BLK WP HR S P ERA WHIP

AB 33
R 4
H 9
RBI 4
BB 5
SO 10
LOB 18



AB 38
R 11
H 17
RBI 11
BB 1
SO 7
LOB 12



Batter	1	2	3	4	5	6	7	8	9	AB	R	H	RBI	BB	SO	LOB	TOP					
19 Jon Jay, L (1,9) OBP: 0.412, SLG: 0.452	G4-3	21 SF9 1-3 2-H 2B		21 BB 1-2 1B		G4-3	8 WP 8 2B 1B		K	6	1	3	3	0	1	0						
21 Allen Craig, R (1,4) OBP: 0.377, SLG: 0.422 8 Nick Punto, S (6,4) OBP: 0.367, SLG: 0.412	5 4-3 1B	SF9		1-2 2-3 BB		P2	2-H 2B			2	0	1	1	1	0	0						
5 Albert Pujols, R (1,3) OBP: 0.337, SLG: 0.432	L4-3 1-1	F8		G1-3		7 1B 1B			G6-3	5	0	1	0	0	0	6						
7 Matt Holliday, R (1,7) OBP: 0.478, SLG: 0.610		HR		4 G4-6-3 BB		F8	1-2 1B		K	4	1	2	1	1	1	0						
28 Colby Rasmus, L (1,8) OBP: 0.396, SLG: 0.476	4 2B 54 1B 1B	F8		4 1B 2B		G3				5	2	3	0	0	0	3						
4 Yadier Molina, R (1,2) OBP: 0.336, SLG: 0.431	54 1B 19 2B 2B	G4-6-3		27 BB 1B		33 G4-3 27 2B 2B			L6	5	2	3	1	0	0	2						
33 Daniel Descalso, L (1,5) OBP: 0.293, SLG: 0.346	G3			G4-3		F9			G4-3	5	0	0	0	0	0	5						
27 Tyler Greene, R (1,6) OBP: 0.340, SLG: 0.364	54 1B 19 2B IBB			L8						3	2	1	1	2	1	0						
54 Jaime Garcia, L (1,1) OBP: 0.150, SLG: 0.105 41 Mitchell Boggs, R (8,1) OBP: 0.286, SLG: 0.308 38 Mark Hamilton, L (9,PH) OBP: 0.286, SLG: 0.308 59 Fernando Salas, R (9,1) OBP: 0.286, SLG: 0.308	19 2B 21 SF9 1B			21 BB 19 1B BB		F7			F8	3	1	1	1	1	0	3						
Inning Stats	R: 0 E: 0 K: 0 S: 6	H: 1 LOB: 0 BB: 0 P: 10	R: 5 E: 0 K: 0 S: 12	H: 5 LOB: 1 BB: 1 P: 25	R: 0 E: 0 K: 0 S: 8	H: 0 LOB: 0 BB: 1 P: 18	R: 0 E: 0 K: 0 S: 8	H: 1 LOB: 3 BB: 2 P: 18	R: 1 E: 0 K: 0 S: 16	H: 2 LOB: 2 BB: 1 P: 26	R: 0 E: 0 K: 0 S: 11	H: 2 LOB: 2 BB: 0 P: 19	R: 3 E: 0 K: 0 S: 16	H: 4 LOB: 1 BB: 0 P: 24	R: 0 E: 0 K: 1 S: 10	H: 1 LOB: 1 BB: 0 P: 15	R: 0 E: 0 K: 3 S: 9	H: 0 LOB: 0 BB: 0 P: 14	1B: 8 2B: 8 3B: 0 HR: 1	SF: 1 SAC: 0 DP: 2 HBP: 0	WP: 1 PB: 0 SB: 0 CS: 0	PA: 46
PITCHER	IP WLS BF H R ER SO BB IBB HBP BLK WP HR S P ERA WHIP																					
27 Casey Coleman, R (1,1) ERA: 7.22	4.1 L 24 9 6 6 0 3 1 0 0 0 0 1 41 82 12.46 2.769																					
40 James Russell, L (5,1) ERA: 7.45	0.2 3 0 0 0 0 1 0 0 0 0 0 0 9 15 0.00 1.500																					
64 Justin Berg, R (6,1) ERA: 4.09	1.2 9 4 2 2 0 0 0 0 0 0 0 20 31 10.80 2.400																					
43 John Grabow, L (7,1) ERA: 4.3	1.1 7 3 1 1 1 0 0 0 0 1 0 17 27 6.75 2.250																					
49 Carlos Marmol, R (9,1) ERA: 1.82	1.0 3 0 0 0 3 0 0 0 0 0 0 9 14 0.00 0.000																					

St. Louis Cardinals @ Chicago Cubs
Wrigley Field, Chicago, IL
Thu May 12 2011, 1:23 PM - 4:10 PM CDT
Att: 32,559 - Cloudy - 84 F

AB	40
R	9
H	16
RBI	9
BB	5
SO	4
LOB	19



Batter	1	2	3	4	5	6	7	8	9	AB	R	H	RBI	BB	SO	LOB	BOTTOM					
13 Starlin Castro, R (1,6) OBP: 0.348, SLG: 0.428	K		15 F8 2B				F9		G6-3	4	0	1	0	0	1	2						
15 Darwin Barney, R (1,4) OBP: 0.338, SLG: 0.402	F9		F8			G3	G4-3			4	0	0	0	0	0	2						
24 Marion Byrd, R (1,8) OBP: 0.353, SLG: 0.388 49 Carlos Marmol, R (9,1) ERA: 1.82	G5-3		G5-3			16 1B 28 1B 1B			K	4	1	1	0	0	1	2						
16 Aramis Ramirez, R (1,5) OBP: 0.349, SLG: 0.376	G5-3	G5-3	F9			22 BB 28 1B 1B			P3	4	0	1	0	0	0	0						
28 Jeff Baker, R (1,9) OBP: 0.375, SLG: 0.471	12 1B 1B		22 G4-6-3 1B			22 BB 1B			L3	4	0	3	1	0	0	0						
22 Carlos Pena, L (1,3) OBP: 0.350, SLG: 0.337	F8		G4-6-3			1-2 2-3 BB			P2	3	0	0	0	1	0	2						
12 Alfonso Soriano, R (1,7) OBP: 0.286, SLG: 0.551 43 John Grabow, L (7,1) OBP: 0.286, SLG: 0.308 9 Blake DeWitt, L (9,7) OBP: 0.310, SLG: 0.429	1-2 1B					21 FC3-6 1B			F4	3	0	2	0	0	0	3						
53 Welington Castillo, R (1,2) OBP: 0.286, SLG: 0.308	K					F8			K	4	0	0	0	0	2	6						
27 Casey Coleman, L (1,1) ERA: 1.89 40 James Russell, L (5,1) ERA: 7.45 21 Tyler Greene, R (1,6) OBP: 0.340, SLG: 0.364 64 Justin Berg, R (6,1) ERA: 4.09 5 Reed Johnson, R (7,7) OBP: 0.441, SLG: 0.594	G1-3					FC3-6 1-2 2B			G6-3	1	0	0	0	0	0	0						
Inning Stats	R: 0 E: 0 K: 1 S: 6	H: 0 LOB: 0 BB: 0 P: 9	R: 0 E: 0 K: 1 S: 9	H: 2 LOB: 2 BB: 0 P: 13	R: 0 E: 0 K: 0 S: 8	H: 1 LOB: 0 BB: 0 P: 8	R: 0 E: 0 K: 0 S: 8	H: 1 LOB: 0 BB: 0 P: 10	R: 0 E: 0 K: 0 S: 6	H: 1 LOB: 1 BB: 0 P: 9	R: 1 E: 0 K: 1 S: 13	H: 3 LOB: 3 BB: 1 P: 21	R: 0 E: 0 K: 1 S: 11	H: 1 LOB: 1 BB: 0 P: 14	R: 0 E: 0 K: 0 S: 9	H: 0 LOB: 0 BB: 0 P: 15	R: 0 E: 0 K: 0 S: 5	H: 0 LOB: 0 BB: 0 P: 5	1B: 7 2B: 2 3B: 0 HR: 0	SF: 0 SAC: 0 DP: 1 HBP: 0	WP: 0 PB: 0 SB: 0 CS: 0	PA: 36
PITCHER	IP WLS BF H R ER SO BB IBB HBP BLK WP HR S P ERA WHIP																					
54 Jaime Garcia, L (1,1) ERA: 1.89	7.0 W 30 9 1 1 4 0 1 0 0 0 0 0 61 84 1.29 1.429																					
41 Mitchell Boggs, R (8,1) ERA: 3.39	1.0 3 0 0 0 0 0 0 0 0 0 0 9 15 0.00 0.000																					
59 Fernando Salas, R (9,1) ERA: 1.32	1.0 3 0 0 0 0 0 0 0 0 0 0 5 5 0.00 0.000																					

St. Louis Cardinals @ Chicago Cubs
Wrigley Field, Chicago, IL
Thu May 12 2011, 1:23 PM - 4:10 PM CDT
Att: 32,559 - Cloudy - 84 F

AB	35
R	1
H	9
RBI	1
BB	1
SO	4
LOB	18



Batter	1	2	3	4	5	6	7	8	9	AB	R	H	RBI	BB	SO	LOB	TOP										
56 Andres Torres, S OBP: 0.429, SLG: 0.512										5	2	3	0	0	1	1											
21 Freddy Sanchez, R OBP: 0.307, SLG: 0.364										4	0	0	0	0	2	3											
17 Aubrey Huff, L OBP: 0.287, SLG: 0.381										4	0	2	2	0	1	0											
28 Buster Posey, R OBP: 0.340, SLG: 0.366										4	0	2	0	0	2	2											
12 Nate Schierholz, L OBP: 0.310, SLG: 0.456										4	1	1	0	0	1	2											
13 Cody Ross, R OBP: 0.290, SLG: 0.369										4	1	1	2	0	2	2											
14 Mike Fontenot, L OBP: 0.304, SLG: 0.426										4	0	0	0	0	2	0											
10 Miguel Tejada, R OBP: 0.232, SLG: 0.269										4	0	0	0	0	1	0											
40 Madison Bumgarner, R ERA: 4.25										1	0	0	0	1	1	0											
5 Pat Duffell, R ERA: 5.79										1	0	0	0	0	1	0											
41 Jeremy Affeldt, L ERA: 5.79										0	0	0	0	0	0	0											
59 Guillermo Mota, R ERA: 2.45										0	0	0	0	0	0	0											
45 Dan Runzler, L ERA: 7.41										0	0	0	0	0	0	0											
7 Mark DeRosa, R OBP: 0.321, SLG: 0.326										1	0	0	0	0	0	0											
Inning Stats	R: 1 E: 0 K: 3 S: 21	H: 3 LOB: 2 BB: 0 P: 33	R: 0 E: 0 K: 1 S: 7	H: 0 LOB: 1 BB: 1 P: 14	R: 0 E: 0 K: 1 S: 9	H: 1 LOB: 1 BB: 0 P: 12	R: 0 E: 0 K: 2 S: 10	H: 0 LOB: 0 BB: 0 P: 16	R: 1 E: 0 K: 2 S: 15	H: 2 LOB: 1 BB: 0 P: 21	R: 0 E: 0 K: 2 S: 11	H: 0 LOB: 0 BB: 0 P: 18	R: 0 E: 0 K: 1 S: 10	H: 1 LOB: 1 BB: 0 P: 16	R: 2 E: 0 K: 2 S: 12	H: 2 LOB: 0 BB: 0 P: 19	R: 0 E: 0 K: 0 S: 11	H: 0 LOB: 0 BB: 0 P: 16	1B: 6 2B: 1 3B: 1 HR: 1	SF: 0 SAC: 0 DP: 0 HBP: 0	WP: 1 PB: 0 SB: 1 CS: 0	PA: 37					
PITCHER	IP 6.0	WLS W	BF 25	H 6	R 2	ER 2	SO 11	BB 1	IBB 0	HBP 0	BLK 0	WP 1	HR 0	S 73	P 114	ERA 3.00	WHIP 1.167										
46 Ryan Dempster, R ERA: 6.71	(1, 1)																										
34 Kerry Wood, R ERA: 2.4	(7, 1)	1.0	H	4	1	0	0	1	0	0	0	0	0	10	16	0.00	1.000										
45 Sean Marshall, L ERA: 1.69	(8, 1)	1.0		5	2	2	2	0	0	0	0	0	1	12	19	18.00	2.000										
62 Marcos Mateo, R ERA: 5.4	(9, 1)	1.0		3	0	0	0	0	0	0	0	0	0	11	16	0.00	0.000										

San Francisco Giants @ Chicago Cubs
Wrigley Field, Chicago, IL
Fri May 13 2011, 1:25 PM - 4:31 PM CDT
Att: 37,433 - Cloudy - 55 F

AB 36
R 4
H 9
RBI 4
BB 1
SO 14
LOB 10



Batter	1	2	3	4	5	6	7	8	9	AB	R	H	RBI	BB	SO	LOB	BOTTOM										
13 Starlin Castro, R OBP: 0.356, SLG: 0.439										5	2	3	2	0	0	0											
15 Darwin Barney, R OBP: 0.348, SLG: 0.417										5	2	3	3	0	1	0											
24 Marion Byrd, R OBP: 0.342, SLG: 0.391										4	1	2	0	0	0	2											
28 Jeff Baker, R OBP: 0.368, SLG: 0.459										4	1	1	1	0	0	1											
9 Blake DeWitt, L OBP: 0.300, SLG: 0.414										1	0	0	0	0	0	2											
12 Alfonso Soriano, R OBP: 0.292, SLG: 0.546										3	1	1	0	1	2	3											
45 Sean Marshall, L ERA: 1.69	(8, 1)									0	0	0	0	0	0	0											
21 Tyler Colvin, L OBP: 0.191, SLG: 0.258	(8, PH)									1	0	0	0	0	0	0											
62 Marcos Mateo, R ERA: 5.4	(9, 1)									0	0	0	0	0	0	0											
5 Reed Johnson, R OBP: 0.465, SLG: 0.649	(1, 9)									5	1	3	4	0	1	1											
22 Carlos Pena, L OBP: 0.344, SLG: 0.323										4	0	0	0	1	3	5											
55 Koyie Hill, S OBP: 0.269, SLG: 0.435										3	0	0	1	0	0	2											
46 Ryan Dempster, R OBP: 0.133, SLG: 0.071	(1, 1)									1	1	0	0	1	1	0											
34 Kerry Wood, R ERA: 2.4	(7, 1)									0	0	0	0	0	0	0											
1 Kosuke Fukudome, L OBP: 0.467, SLG: 0.402	(7, PH)									1	2	1	0	1	0	0											
Inning Stats	R: 0 E: 0 K: 1 S: 10	H: 1 LOB: 1 BB: 0 P: 12	R: 3 E: 0 K: 1 S: 17	H: 3 LOB: 2 BB: 2 P: 33	R: 0 E: 0 K: 1 S: 11	H: 1 LOB: 1 BB: 0 P: 14	R: 0 E: 0 K: 1 S: 8	H: 0 LOB: 0 BB: 0 P: 13	R: 0 E: 0 K: 0 S: 7	H: 0 LOB: 0 BB: 0 P: 10	R: 0 E: 0 K: 2 S: 7	H: 0 LOB: 0 BB: 0 P: 10	R: 5 E: 0 K: 1 S: 19	H: 4 LOB: 2 BB: 2 P: 36	R: 3 E: 0 K: 1 S: 20	H: 5 LOB: 2 BB: 0 P: 30	1B: 11 2B: 2 3B: 1 HR: 0	SF: 0 SAC: 1 DP: 0 HBP: 1	WP: 0 PB: 0 SB: 0 CS: 0	PA: 43							
PITCHER	IP 6.0	WLS L	BF 25	H 6	R 3	ER 3	SO 6	BB 2	IBB 0	HBP 0	BLK 0	WP 0	HR 0	S 60	P 92	ERA 4.50	WHIP 1.167										
40 Madison Bumgarner, L ERA: 4.25	(1, 1)																										
41 Jeremy Affeldt, L ERA: 5.79	(7, 1)	0.1		5	2	4	4	0	1	0	1	0	0	6	15	108.00	9.000										
59 Guillermo Mota, R ERA: 2.45	(7, 1)	0.2		5	2																						

Batter	1	2	3	4	5	6	7	8	9	AB	R	H	RBI	BB	SO	LOB	TOP
33 Aaron Rowand, R OBP: 0.316, SLG: 0.389										4	1	1	0	0	2	0	San Francisco Giants @ Chicago Cubs Wrigley Field, Chicago, IL Sat May 14 2011, 6:15 PM - 8:23 PM CDT Att: 39,706 - Cloudy - 43 F
21 Freddy Sanchez, R OBP: 0.307, SLG: 0.371			G5-3				G5-3			3	1	1	0	0	0	2	
17 Aubrey Huff, L OBP: 0.281, SLG: 0.372			P6				K			3	0	0	0	0	2	3	
28 Buster Posey, R OBP: 0.347, SLG: 0.368	E2						L4			2	0	1	1	1	0	0	
13 Cody Ross, R OBP: 0.292, SLG: 0.358	G5-6-3		E2							2	0	0	0	1	0	3	
5 Pat Burrell, R OBP: 0.350, SLG: 0.424			E5							3	0	1	0	0	1	2	
12 Nate Schierholz, L OBP: 0.310, SLG: 0.456										0	0	0	0	0	0	0	
7 Mark DeRosa, R OBP: 0.290, SLG: 0.250	G6-3		G4-3				FC5-4			3	0	0	0	0	0	5	
10 Miguel Tejada, R OBP: 0.227, SLG: 0.263	G5-3		P4				K			3	0	0	0	0	1	2	
32 Ryan Vogelsong, R OBP: 0.333, SLG: 0.444							FC5-4			3	1	1	0	0	1	2	
Inning Stats	R: 1 H: 2 E: 1 K: 2 S: 12	H: 2 LOB: 1 BB: 0 P: 22	R: 0 H: 0 E: 0 K: 1 S: 8	H: 0 LOB: 0 BB: 0 P: 10	R: 2 H: 2 E: 2 K: 0 S: 14	H: 2 LOB: 3 BB: 1 P: 22	R: 0 H: 0 E: 0 K: 2 S: 10	H: 0 LOB: 0 BB: 0 P: 16	R: 0 H: 1 E: 0 K: 1 S: 12	H: 1 LOB: 2 BB: 1 P: 22	R: 0 H: 0 E: 0 K: 0 S: 0	H: 0 LOB: 0 BB: 0 P: 2	R: 0 H: 0 E: 0 K: 0 S: 0	H: 0 LOB: 0 BB: 0 P: 2	1B: 3 2B: 2 3B: 0 HR: 0	SF: 0 SAC: 0 DP: 0 HBP: 0	WP: 0 PA: 28 PB: 0 SB: 0 CS: 0
PITCHER	IP WLS BF H R ER SO BB IBB HBP BLK WP HR S P ERA WHIP																
32 Doug Davis, L ERA: 1.8	(1, 1) 5.0 L 22 4 3 1 6 1 0 0 0 0 0 50 77 1.80 1.000																
29 Jeff Samardzija, R ERA: 3.27	(6, 1) 1.0 6 1 0 0 1 1 0 0 0 0 0 12 24 0.00 2.000																

Batter	1	2	3	4	5	6	7	8	9	AB	R	H	RBI	BB	SO	LOB	BOTTOM
1 Kosuke Fukudome, L OBP: 0.454, SLG: 0.389										3	0	0	0	0	2	0	San Francisco Giants @ Chicago Cubs Wrigley Field, Chicago, IL Sat May 14 2011, 6:15 PM - 8:23 PM CDT Att: 39,706 - Cloudy - 43 F
15 Darwin Barney, R OBP: 0.355, SLG: 0.422							E6			3	0	2	0	0	0	0	
13 Starlin Castro, R OBP: 0.361, SLG: 0.444			FC6							3	0	2	0	0	0	1	
22 Carlos Pena, L OBP: 0.344, SLG: 0.317			G6-3				K			2	0	0	0	1	1	4	
24 Marlon Byrd, R OBP: 0.342, SLG: 0.390	L6						F8			3	0	1	0	0	0	3	
12 Alfonso Soriano, R OBP: 0.293, SLG: 0.541							K			3	0	1	0	0	2	3	
9 Blake DeWitt, L OBP: 0.303, SLG: 0.406			F9							3	0	1	0	0	0	2	
55 Koyie Hill, S OBP: 0.241, SLG: 0.385							G4-6-3			3	0	0	0	0	1	3	
32 Doug Davis, R										1	0	0	0	0	1	0	
5 Reed Johnson, R OBP: 0.455, SLG: 0.632							G6-3			1	0	0	0	0	0	0	
29 Jeff Samardzija, R										0	0	0	0	0	0	0	
Inning Stats	R: 0 H: 2 E: 0 K: 2 S: 19	H: 2 LOB: 3 BB: 1 P: 32	R: 0 H: 0 E: 0 K: 2 S: 8	H: 0 LOB: 0 BB: 0 P: 11	R: 0 H: 1 E: 1 K: 1 S: 9	H: 1 LOB: 1 BB: 0 P: 13	R: 0 H: 2 E: 0 K: 0 S: 5	H: 2 LOB: 1 BB: 0 P: 6	R: 0 H: 1 E: 1 K: 1 S: 17	H: 1 LOB: 2 BB: 0 P: 24	R: 0 H: 0 E: 0 K: 1 S: 12	H: 0 LOB: 0 BB: 0 P: 16	R: 0 H: 0 E: 0 K: 0 S: 0	H: 0 LOB: 0 BB: 0 P: 2	1B: 7 2B: 0 3B: 0 HR: 0	SF: 0 SAC: 0 DP: 2 HBP: 0	WP: 0 PA: 26 PB: 0 SB: 0 CS: 0
PITCHER	IP WLS BF H R ER SO BB IBB HBP BLK WP HR S P ERA WHIP																
32 Ryan Vogelsong, R ERA: 2.36	(1, 1) 6.0 W 26 7 0 0 7 1 0 0 0 0 0 70 102 0.00 1.333																

Batter	1	2	3	4	5	6	7	8	9	AB	R	H	RBI	BB	SO	LOB	TOP			
1 Kosuke Fukudome, L (1.9) OBP: 0.434, SLG: 0.368										5	0	0	0	0	1	2				
15 Darwin Barney, R (1.4) OBP: 0.370, SLG: 0.432										4	0	3	1	1	0	0				
13 Starlin Castro, R (1.6) OBP: 0.359, SLG: 0.436										3	0	0	0	1	0	4				
16 Aramis Ramirez, R (1.5) OBP: 0.347, SLG: 0.368										3	0	0	0	1	0	3				
12 Alfonso Soriano, R (1.7) OBP: 0.292, SLG: 0.540										4	0	1	0	0	1	3				
24 Marlon Byrd, R (1.8) OBP: 0.345, SLG: 0.392										4	1	2	0	0	1	3				
22 Carlos Pena, L (1.3) OBP: 0.349, SLG: 0.352									4	2	2	2	0	0	1					
55 Koyie Hill, S (1.2) OBP: 0.242, SLG: 0.367									4	0	1	0	0	0	1					
38 Carlos Zambrano, S (1.1) OBP: 0.289, SLG: 0.492										3	1	0	0	0	1	1				
62 Marcos Mateo, R (6.1) ERA: 1.86										0	0	0	0	0	0	0				
40 James Russell, L (7.1) ERA: 3.45										0	0	0	0	0	0	0				
29 Jeff Samardzija, R (7.1) ERA: 1.29										0	0	0	0	0	0	0				
49 Carlos Marmol, R (8.1) OBP: 0.294, SLG: 0.394										0	0	0	0	0	0	0				
9 Blake DeWitt, L (8.1) ERA: 1.86										0	0	0	0	0	0	0				
Inning Stats	R: 0 E: 0 K: 3 S: 17	H: 0 LOB: 3 BB: 3 P: 32	R: 0 E: 0 K: 0 S: 5	H: 0 LOB: 0 BB: 0 P: 9	R: 0 E: 0 K: 0 S: 10	H: 1 LOB: 0 BB: 0 P: 12	R: 0 E: 0 K: 0 S: 7	H: 0 LOB: 0 BB: 0 P: 12	R: 2 E: 1 K: 1 S: 14	H: 3 LOB: 2 BB: 0 P: 20	R: 2 E: 0 K: 1 S: 14	H: 2 LOB: 1 BB: 0 P: 22	R: 0 E: 0 K: 0 S: 9	H: 2 LOB: 1 BB: 0 P: 16	R: 0 E: 0 K: 0 S: 8	H: 0 LOB: 0 BB: 0 P: 8	1B: 7 2B: 1 3B: 0 HR: 1	SF: 0 SAC: 0 DP: 1 HBP: 0	WP: 0 PA: 38 PB: 0 SB: 0 CS: 0	
PITCHER	IP WLS BF H R ER SO BB IBB HBP BLK WP HR S P ERA WHIP	IP WLS BF H R ER SO BB IBB HBP BLK WP HR S P ERA WHIP	IP WLS BF H R ER SO BB IBB HBP BLK WP HR S P ERA WHIP	IP WLS BF H R ER SO BB IBB HBP BLK WP HR S P ERA WHIP	IP WLS BF H R ER SO BB IBB HBP BLK WP HR S P ERA WHIP	IP WLS BF H R ER SO BB IBB HBP BLK WP HR S P ERA WHIP	IP WLS BF H R ER SO BB IBB HBP BLK WP HR S P ERA WHIP	IP WLS BF H R ER SO BB IBB HBP BLK WP HR S P ERA WHIP	IP WLS BF H R ER SO BB IBB HBP BLK WP HR S P ERA WHIP	IP WLS BF H R ER SO BB IBB HBP BLK WP HR S P ERA WHIP	IP WLS BF H R ER SO BB IBB HBP BLK WP HR S P ERA WHIP	IP WLS BF H R ER SO BB IBB HBP BLK WP HR S P ERA WHIP	IP WLS BF H R ER SO BB IBB HBP BLK WP HR S P ERA WHIP	IP WLS BF H R ER SO BB IBB HBP BLK WP HR S P ERA WHIP	IP WLS BF H R ER SO BB IBB HBP BLK WP HR S P ERA WHIP	IP WLS BF H R ER SO BB IBB HBP BLK WP HR S P ERA WHIP	IP WLS BF H R ER SO BB IBB HBP BLK WP HR S P ERA WHIP	IP WLS BF H R ER SO BB IBB HBP BLK WP HR S P ERA WHIP	IP WLS BF H R ER SO BB IBB HBP BLK WP HR S P ERA WHIP	IP WLS BF H R ER SO BB IBB HBP BLK WP HR S P ERA WHIP
34 Homer Bailey, R (1.1) ERA: 1.86	6.0 W 27 6 4 3 4 3 0 0 0 0 0 1 67 107 4.50 1.500	1.1 H 6 3 0 0 0 0 0 0 0 0 0 0 12 21 0.00 2.250	0.2 H 2 0 0 0 0 0 0 0 0 0 0 0 5 8 0.00 0.000	1.0 S 3 0 0 0 0 0 0 0 0 0 0 0 6 8 0.00 0.000																
63 Sam LeCure, R (7.1) ERA: 3.45																				
45 Bill Bray, L (8.1) ERA: 1.29																				
48 Francisco Cordero, R (9.1) ERA: 1.86																				

Chicago Cubs @ Cincinnati Reds
Great American Ball Park, Cincinnati, OH
Mon May 16 2011, 7:13 PM - 10:02 PM EDT
Att: 16,981 - Cloudy - 51 F

AB	35
R	4
H	9
RBI	3
BB	3
SO	4
LOB	18



Batter	1	2	3	4	5	6	7	8	9	AB	R	H	RBI	BB	SO	LOB	BOTTOM			
6 Drew Stubbs, R (1.8) OBP: 0.372, SLG: 0.463										4	1	1	0	1	1	3				
16 Edgar Renteria, R (1.6) OBP: 0.353, SLG: 0.278										3	1	0	0	1	2	4				
19 Joey Volto, L (1.3) OBP: 0.472, SLG: 0.556										3	1	1	1	1	0	0				
4 Brandon Phillips, R (1.4) OBP: 0.370, SLG: 0.479										4	1	1	1	0	0	1				
32 Jay Bruce, L (1.9) OBP: 0.321, SLG: 0.453										4	1	2	1	0	0	0				
27 Scott Rolen, R (1.5) OBP: 0.293, SLG: 0.481										4	1	1	1	0	1	1				
31 Jonny Gomes, R (1.7) OBP: 0.326, SLG: 0.410										4	1	1	2	0	1	0				
48 Francisco Cordero, R (9.1) ERA: 1.86										0	0	0	0	0	0	0				
29 Ryan Hanigan, R (1.2) OBP: 0.364, SLG: 0.390										2	0	0	0	2	0	0				
34 Homer Bailey, R (1.1) ERA: 1.86										1	0	1	0	0	0	0				
43 Miguel Cairo, R (6.1) ERA: 5.74										1	0	0	0	1	1	0				
63 Sam LeCure, R (7.1) ERA: 3.45										0	0	0	0	0	0	0				
45 Bill Bray, L (8.1) ERA: 1.29										0	0	0	0	0	0	0				
28 Chris Heisey, R (8.1) OBP: 0.333, SLG: 0.500										1	0	0	0	0	1	1				
Inning Stats	R: 0 E: 0 K: 1 S: 11	H: 0 LOB: 1 BB: 1 P: 21	R: 0 E: 0 K: 0 S: 8	H: 0 LOB: 0 BB: 0 P: 13	R: 0 E: 0 K: 0 S: 6	H: 1 LOB: 1 BB: 1 P: 14	R: 0 E: 0 K: 0 S: 6	H: 0 LOB: 0 BB: 0 P: 6	R: 0 E: 0 K: 1 S: 9	H: 0 LOB: 0 BB: 0 P: 14	R: 7 E: 0 K: 2 S: 27	H: 6 LOB: 2 BB: 3 P: 51	R: 0 E: 0 K: 1 S: 8	H: 1 LOB: 1 BB: 0 P: 13	R: 0 E: 0 K: 2 S: 8	H: 0 LOB: 1 BB: 1 P: 17	1B: 5 2B: 2 3B: 0 HR: 1	SF: 0 SAC: 0 DP: 1 HBP: 0	WP: 1 PA: 37 PB: 0 SB: 0 CS: 0	
PITCHER	IP WLS BF H R ER SO BB IBB HBP BLK WP HR S P ERA WHIP	IP WLS BF H R ER SO BB IBB HBP BLK WP HR S P ERA WHIP	IP WLS BF H R ER SO BB IBB HBP BLK WP HR S P ERA WHIP	IP WLS BF H R ER SO BB IBB HBP BLK WP HR S P ERA WHIP	IP WLS BF H R ER SO BB IBB HBP BLK WP HR S P ERA WHIP	IP WLS BF H R ER SO BB IBB HBP BLK WP HR S P ERA WHIP	IP WLS BF H R ER SO BB IBB HBP BLK WP HR S P ERA WHIP	IP WLS BF H R ER SO BB IBB HBP BLK WP HR S P ERA WHIP	IP WLS BF H R ER SO BB IBB HBP BLK WP HR S P ERA WHIP	IP WLS BF H R ER SO BB IBB HBP BLK WP HR S P ERA WHIP	IP WLS BF H R ER SO BB IBB HBP BLK WP HR S P ERA WHIP	IP WLS BF H R ER SO BB IBB HBP BLK WP HR S P ERA WHIP	IP WLS BF H R ER SO BB IBB HBP BLK WP HR S P ERA WHIP	IP WLS BF H R ER SO BB IBB HBP BLK WP HR S P ERA WHIP	IP WLS BF H R ER SO BB IBB HBP BLK WP HR S P ERA WHIP	IP WLS BF H R ER SO BB IBB HBP BLK WP HR S P ERA WHIP	IP WLS BF H R ER SO BB IBB HBP BLK WP HR S P ERA WHIP	IP WLS BF H R ER SO BB IBB HBP BLK WP HR S P ERA WHIP	IP WLS BF H R ER SO BB IBB HBP BLK WP HR S P ERA WHIP	IP WLS BF H R ER SO BB IBB HBP BLK WP HR S P ERA WHIP
38 Carlos Zambrano, R (1.1) ERA: 4.89	5.1 L 24 6 6 6 3 0 0 0 0 1 1 12 24 13.50 4.500	0.2 5 1 1 1 1 2 0 0 0 0 1 1 12 24 13.50 4.500	0.2 3 1 0 0 0 0 0 0 0 0 0 5 9 0.00 1.500	0.1 1 0 0 0 1 0 0 0 0 0 0 3 4 0.00 0.000	1.0 4 0 0 0 2 1 0 0 0 0 0 8 17 0.00 1.000															
62 Marcos Mateo, R (6.1) ERA: 5.74																				
40 James Russell, L (7.1) ERA: 7.2																				
29 Jeff Samardzija, R (7.1) ERA: 3.22																				
49 Carlos Marmol, R (8.1) ERA: 1.53																				

Chicago Cubs @ Cincinnati Reds
Great American Ball Park, Cincinnati, OH
Mon May 16 2011, 7:13 PM - 10:02 PM EDT
Att: 16,981 - Cloudy - 51 F

AB	31
R	7
H	8
RBI	6
BB	6
SO	7
LOB	10



Batter	1	2	3	4	5	6	7	8	9	AB	R	H	RBI	BB	SO	LOB	TOP
13 Starlin Castro, R OBP: 0.347, SLG: 0.426	G4-3		G5-3	K		K		G1-3		5	0	0	0	0	2	2	
15 Darwin Barney, R OBP: 0.343, SLG: 0.401	G5-3		G6-3			L5		G4-3		5	1	1	0	0	0	2	
28 Jeff Baker, R OBP: 0.386, SLG: 0.469	1B		16 2B 22 G6-3			12 1B 22 BB		F9		5	2	4	0	0	0	0	
16 Aramis Ramirez, R OBP: 0.355, SLG: 0.383	1B		22 G6-3			P3				4	0	3	1	0	0	1	
1 Tony Campana, L OBP: 0.500, SLG: 1.000	1B		22 G6-3			1B				1	0	0	0	0	1	0	
22 Carlos Pena, L OBP: 0.367, SLG: 0.381	F8		G6-3			G4-3		G5-3		4	1	0	1	1	0	5	
24 Marlon Byrd, R OBP: 0.343, SLG: 0.419		G6-4-3								2	0	0	0	0	2	3	
9 Blake DeWitt, L OBP: 0.270, SLG: 0.361		HBP				K		F7		1	0	0	0	0	0	0	
12 Alfonso Soriano, R OBP: 0.297, SLG: 0.524		G6-4-3				K		K		4	1	2	0	0	2	1	
5 Reed Johnson, R OBP: 0.463, SLG: 0.702		G6-4-3				F8				4	0	2	2	0	0	3	
55 Koyie Hill, S OBP: 0.295, SLG: 0.400	L4					G5-3		K		3	0	0	0	1	1	3	
Inning Stats	R: 0 H: 2 E: 0 K: 0 S: 12	H: 1 LOB: 1 BB: 0 P: 9	R: 2 H: 3 E: 0 K: 1 S: 16	H: 3 LOB: 1 BB: 0 P: 22	R: 0 H: 1 E: 0 K: 2 S: 12	H: 2 LOB: 1 BB: 1 P: 16	R: 3 H: 3 E: 1 K: 1 S: 14	H: 3 LOB: 1 BB: 1 P: 20	R: 0 H: 2 E: 0 K: 2 S: 10	H: 0 LOB: 0 BB: 0 P: 16	R: 0 H: 0 E: 0 K: 1 S: 8	H: 0 LOB: 0 BB: 0 P: 10	R: 0 H: 0 E: 0 K: 1 S: 6	H: 0 LOB: 0 BB: 0 P: 7	1B: 9 2B: 3 3B: 0 HR: 0	SF: 0 SAC: 0 DP: 1 HBP: 2	WP: 0 PA: 42 PB: 0 SB: 0 CS: 0
PITCHER	IP WLS BF H R ER SO BB IBB HBP BLK WP HR S P ERA WHIP																
31 Jon Lester, L ERA: 3.88	6.0 W 32 12 5 5 5 2 0 1 0 0 0 73 104 7.50 2.333																
48 Scott Atchison, R ERA: 4.32	3.0 S 10 0 0 0 3 0 0 1 0 0 0 24 33 0.00 0.000																

Chicago Cubs @ Boston Red Sox
Fenway Park, Boston, MA
Fri May 20 2011, 7:12 PM - 10:46 PM EDT
Att: 37,140 - Partly Cloudy - 61 F

AB	38
R	5
H	12
RBI	4
BB	2
SO	8
LOB	20



Batter	1	2	3	4	5	6	7	8	9	AB	R	H	RBI	BB	SO	LOB	BOTTOM
2 Jacoby Ellsbury, L OBP: 0.353, SLG: 0.446	28 S 15 PB 28 E	G4-3				15 1B 28 G6-4-3	P6	28 1B		6	2	3	2	0	1	2	
15 Dustin Pedroia, R OBP: 0.385, SLG: 0.317	28 S		28 1B			28 G6-4-3	K	K		4	3	2	0	2	2	3	
44 Drew Sutton, S	28 1B		20 SF9			28 1B	K	K		0	0	0	0	0	0	0	
28 Adrián González, L OBP: 0.379, SLG: 0.564	20 2B		34 2B			20 HR	G6-4-3	F8		6	1	4	4	0	0	2	
20 Kevin Youkilis, R OBP: 0.402, SLG: 0.536	2B		SF9			HR	G6-3	E6		5	2	3	3	0	0	2	
34 David Ortiz, L OBP: 0.375, SLG: 0.516	F8		12 1B			G6-3	G6-3	13 1B		5	2	2	0	0	0	3	
12 Jed Lowie, S OBP: 0.347, SLG: 0.478	L7		1B			23 BB	F9	P5		5	0	2	1	0	0	4	
23 Mike Cameron, R OBP: 0.235, SLG: 0.283	G5-3		K			BB	F9	F9		3	1	0	0	2	1	3	
13 Carl Crawford, L OBP: 0.247, SLG: 0.262			F9			HR	G4-3	13 1B 2 BB		5	1	1	2	0	1	3	
54 Darrell McDonald, R OBP: 0.227, SLG: 0.300	K		G6-3			15 2B 28 1B	G4-3	2 1B 39 BB		0	0	0	0	0	0	0	
39 Jarrod Saltalamacchia, R OBP: 0.292, SLG: 0.371	P4		15 2B 28 1B			HR	E7	2 1B		3	3	2	1	2	0	0	
Inning Stats	R: 2 H: 3 E: 0 K: 0 S: 16	H: 0 LOB: 0 BB: 0 P: 14	R: 2 H: 3 E: 0 K: 1 S: 12	H: 3 LOB: 1 BB: 1 P: 23	R: 4 H: 4 E: 0 K: 1 S: 24	H: 4 LOB: 3 BB: 2 P: 48	R: 2 H: 4 E: 0 K: 0 S: 12	H: 4 LOB: 1 BB: 0 P: 18	R: 0 H: 0 E: 0 K: 1 S: 8	H: 1 LOB: 1 BB: 0 P: 16	R: 5 H: 4 E: 1 K: 1 S: 27	H: 4 LOB: 2 BB: 2 P: 46	1B: 11 2B: 6 3B: 0 HR: 2	SF: 1 SAC: 0 DP: 1 HBP: 0	WP: 0 PA: 49 PB: 1 SB: 3 CS: 0		
PITCHER	IP WLS BF H R ER SO BB IBB HBP BLK WP HR S P ERA WHIP																
32 Doug Davis, L ERA: 8.31	3.2 L 21 8 7 7 3 0 1 0 0 0 0 2 19 37 17.18 3.000																
57 Scott Maine, L ERA: 40.5	0.1 8 5 3 3 0 1 0 0 0 0 0 2 19 37 81.00 18.000																
40 James Russell, L ERA: 6.26	3.0 10 2 0 0 1 0 0 0 0 0 0 25 39 0.00 0.667																
29 Jeff Samardzija, R ERA: 3.91	1.0 4 5 3 1 2 0 0 0 0 0 0 27 46 27.00 6.000																

Chicago Cubs @ Boston Red Sox
Fenway Park, Boston, MA
Fri May 20 2011, 7:12 PM - 10:46 PM EDT
Att: 37,140 - Partly Cloudy - 61 F

AB	42
R	15
H	19
RBI	13
BB	6
SO	5
LOB	22



Batter	1	2	3	4	5	6	7	8	9	AB	R	H	RBI	BB	SO	LOB	TOP			
1 Kosuke Fukudome, L (1, 9) OBP: 0.444, SLG: 0.358										2	2	0	0	2	1	1				
15 Darwin Barney, R (1, 4) OBP: 0.351, SLG: 0.404										4	1	2	0	1	1	1				
13 Starlin Castro, R (1, 6) OBP: 0.349, SLG: 0.431										5	1	2	1	0	1	4				
16 Aramis Ramirez, R (1, 5) OBP: 0.356, SLG: 0.386										4	1	1	1	1	0	3				
22 Carlos Pena, L (1, 3) OBP: 0.368, SLG: 0.372										3	1	0	1	2	1	2				
24 Marlon Byrd, R (1, 8) OBP: 0.346, SLG: 0.419										0	0	0	0	0	0	0				
5 Reed Johnson, R (2, PR) (2, 8)										4	1	1	2	0	1	1				
12 Alfonso Soriano, R (1, 10) OBP: 0.294, SLG: 0.513										5	1	1	0	0	0	2				
9 Blake DeWitt, L (1, 7) OBP: 0.250, SLG: 0.333										3	0	0	0	0	1	2				
26 Jeff Baker, R (8, PH)										1	1	1	1	0	0	0				
1 Tony Campana, L (8, 7) OBP: 0.500, SLG: 1.000										0	0	0	0	0	0	0				
55 Koyie Hill, S (1, 2) OBP: 0.292, SLG: 0.386										4	0	1	0	0	1	3				
Inning Stats	R: 0 H: 1 E: 0 K: 1 S: 10	H: 1 LOB: 1 BB: 0 P: 15	R: 0 H: 0 E: 0 K: 0 S: 10	H: 0 LOB: 0 BB: 0 P: 17	R: 1 H: 1 E: 0 K: 0 S: 12	H: 1 LOB: 2 BB: 2 P: 23	R: 0 H: 1 E: 0 K: 0 S: 10	H: 1 LOB: 1 BB: 0 P: 12	R: 0 H: 0 E: 0 K: 1 S: 14	H: 0 LOB: 0 BB: 0 P: 19	R: 0 H: 1 E: 0 K: 2 S: 13	H: 5 LOB: 1 BB: 3 P: 47	R: 8 H: 5 E: 2 K: 1 S: 31	H: 0 LOB: 0 BB: 0 P: 17	1B: 5 2B: 5 3B: 0 HR: 0	SF: 0 SAC: 0 DP: 2 HBP: 2	WP: 0 PB: 0 SB: 1 CS: 1	PA: 43		
PITCHER	IP WLS BF H R ER SO BB IBB HBP BLK WP HR S P ERA WHIP																			
91 Alfredo Aceves, R (1, 1) ERA: 2.42	5.0	21	3	1	1	2	2	0	2	0	0	0	56	86	1.80	1.000				
35 Dan Wheeler, R (6, 1) ERA: 10.03	1.1	H	4	0	0	0	1	1	0	0	0	0	0	10	19	0.00	0.750			
53 Rich Hill, L (7, 1) ERA:	0.2	H	3	1	0	0	2	0	0	0	0	0	11	17	0.00	1.500				
32 Matt Albers, R (8, 1) ERA: 4.15	0.0	L	6	3	6	5	0	2	0	0	0	0	19	31	=	=				
46 Franklin Morales, L (8, 1) ERA: 3.38	2.0		9	2	2	0	2	1	0	0	0	0	24	33	0.00	1.500				

Chicago Cubs @ Boston Red Sox
Fenway Park, Boston, MA
Sat May 21 2011, 7:17 PM - 11:07 PM EDT
Att: 37,798 - Partly Cloudy - 53 F

AB	35
R	9
H	9
RBI	6
BB	6
SO	7
LOB	19



Batter	1	2	3	4	5	6	7	8	9	AB	R	H	RBI	BB	SO	LOB	BOTTOM		
2 Jacoby Ellsbury, L (1, 8) OBP: 0.351, SLG: 0.441										4	0	1	1	0	0	2			
15 Dustin Pedroia, R (1, 4) OBP: 0.356, SLG: 0.308										5	0	0	0	0	1	3			
28 Adrián González, L (1, 3) OBP: 0.379, SLG: 0.559										5	0	2	0	0	0	3			
20 Kevin Youkilis, R (1, 5) OBP: 0.413, SLG: 0.538										3	1	2	0	1	0	1			
34 David Ortiz, L (1, 10) OBP: 0.370, SLG: 0.525										5	1	1	2	0	0	5			
7 J.D. Drew, L (1, 9) OBP: 0.366, SLG: 0.368										4	0	0	0	0	0	3			
12 Jed Lowrie, S (1, 6) OBP: 0.358, SLG: 0.478										2	0	1	0	2	1	0			
13 Carl Crawford, L (1, 7) OBP: 0.247, SLG: 0.282										4	1	1	0	0	0	4			
33 Jason Varitek, S (1, 2) OBP: 0.284, SLG: 0.242										3	0	1	0	1	0	1			
Inning Stats	R: 0 H: 0 E: 0 K: 0 S: 10	H: 1 LOB: 2 BB: 1 P: 19	R: 0 H: 0 E: 0 K: 0 S: 11	H: 1 LOB: 0 BB: 0 P: 16	R: 0 H: 0 E: 0 K: 1 S: 8	H: 0 LOB: 0 BB: 0 P: 15	R: 2 H: 3 E: 0 K: 0 S: 15	H: 3 LOB: 2 BB: 1 P: 28	R: 0 H: 1 E: 0 K: 0 S: 17	H: 2 LOB: 2 BB: 1 P: 23	R: 0 H: 1 E: 0 K: 0 S: 8	H: 0 LOB: 0 BB: 0 P: 14	R: 0 H: 1 E: 0 K: 0 S: 6	H: 1 LOB: 0 BB: 0 P: 10	1B: 8 2B: 0 3B: 0 HR: 1	SF: 0 SAC: 0 DP: 1 HBP: 1	WP: 0 PB: 1 SB: 2 CS: 0	PA: 41	
PITCHER	IP WLS BF H R ER SO BB IBB HBP BLK WP HR S P ERA WHIP																		
38 Carlos Zambrano, R (1, 1) ERA: 4.88	5.2		7	3	3	0	3	0	1	0	0	0	11	25	0.00	0.750			
45 Sean Marshall, L (6, 1) ERA: 1.42	1.1	W	6	1	0	0	0	1	0	0	0	0	8	14	0.00	0.000			
34 Kerry Wood, R (8, 1) ERA: 2.5	1.0		3	0	0	0	0	0	0	0	0	0	6	10	0.00	1.000			
49 Carlos Marmol, R (9, 1) ERA: 1.29	1.0		3	1	0	0	0	0	0	0	0	0	6	10	0.00	1.000			

Chicago Cubs @ Boston Red Sox
Fenway Park, Boston, MA
Sat May 21 2011, 7:17 PM - 11:07 PM EDT
Att: 37,798 - Partly Cloudy - 53 F

AB	35
R	3
H	9
RBI	3
BB	4
SO	2
LOB	22




Batter	1	2	3	4	5	6	7	8	9	AB	R	H	RBI	BB	SO	LOB	TOP			
1 Kosuke Fukudome, L (1.9) OBP: 0.431, SLG: 0.345	G6-3			B4-3		G3-1		K		4	0	0	0	0	1	1	Chicago Cubs @ Boston Red Sox Fenway Park, Boston, MA Sun May 22 2011, 8:10 PM - 10:54 PM EDT Att: 37,688 - Partly Cloudy - 49 F			
15 Darwin Barney, R (1.4) OBP: 0.343, SLG: 0.394	G5-3			F8		K		G5-3		4	0	0	0	0	1	1				
13 Starlin Castro, R (1.6) OBP: 0.347, SLG: 0.432	G5-3			P3				K2-3		4	1	1	0	0	1	0				
16 Aramis Ramirez, R (1.5) OBP: 0.354, SLG: 0.389		F9			G5-3		G1-3			4	0	1	0	0	0	1				
22 Carlos Pena, L (1.3) OBP: 0.359, SLG: 0.360		G3			F7		F9			4	0	0	0	0	1	2				
28 Jeff Baker, R (1.7) OBP: 0.391, SLG: 0.494					K					3	0	1	1	0	2	0				
1 Tony Campana, L (7. PR) OBP: 0.500, SLG: 1.000										0	0	0	0	0	0	0				
12 Alfonso Soriano, R (1.10) OBP: 0.294, SLG: 0.510					P4			K		3	0	1	0	0	1	2				
53 Welington Castillo, R (1.2) OBP: 0.182, SLG: 0.182										3	0	1	0	0	0	1				
5 Reed Johnson, R (1.8) OBP: 0.426, SLG: 0.648					P3			G5-3		3	0	0	0	0	0	1				
Inning Stats	R: 0 E: 0 K: 0 S: 7	H: 0 LOB: 0 BB: 0 P: 12	R: 0 E: 0 K: 1 S: 7	H: 0 LOB: 0 BB: 0 P: 8	R: 0 E: 0 K: 0 S: 6	H: 1 LOB: 0 BB: 0 P: 7	R: 0 E: 0 K: 0 S: 6	H: 0 LOB: 0 BB: 0 P: 8	R: 0 E: 0 K: 1 S: 11	H: 1 LOB: 1 BB: 0 P: 15	R: 1 E: 0 K: 1 S: 12	H: 2 LOB: 1 BB: 0 P: 18	R: 0 E: 0 K: 1 S: 10	H: 0 LOB: 0 BB: 0 P: 16	R: 0 E: 0 K: 2 S: 13	H: 1 LOB: 1 BB: 0 P: 17	1B: 2 2B: 3 HR: 0	SF: 0 SAC: 0 DP: 1 HBP: 0	WP: 2 PA: 32	
PITCHER	IP WLS BF H R ER SO BB IBB HBP BLK WP HR S P ERA WHIP	IP WLS BF H R ER SO BB IBB HBP BLK WP HR S P ERA WHIP	IP WLS BF H R ER SO BB IBB HBP BLK WP HR S P ERA WHIP	IP WLS BF H R ER SO BB IBB HBP BLK WP HR S P ERA WHIP	IP WLS BF H R ER SO BB IBB HBP BLK WP HR S P ERA WHIP	IP WLS BF H R ER SO BB IBB HBP BLK WP HR S P ERA WHIP	IP WLS BF H R ER SO BB IBB HBP BLK WP HR S P ERA WHIP	IP WLS BF H R ER SO BB IBB HBP BLK WP HR S P ERA WHIP	IP WLS BF H R ER SO BB IBB HBP BLK WP HR S P ERA WHIP	IP WLS BF H R ER SO BB IBB HBP BLK WP HR S P ERA WHIP	IP WLS BF H R ER SO BB IBB HBP BLK WP HR S P ERA WHIP	IP WLS BF H R ER SO BB IBB HBP BLK WP HR S P ERA WHIP	IP WLS BF H R ER SO BB IBB HBP BLK WP HR S P ERA WHIP	IP WLS BF H R ER SO BB IBB HBP BLK WP HR S P ERA WHIP	IP WLS BF H R ER SO BB IBB HBP BLK WP HR S P ERA WHIP	IP WLS BF H R ER SO BB IBB HBP BLK WP HR S P ERA WHIP	IP WLS BF H R ER SO BB IBB HBP BLK WP HR S P ERA WHIP			
49 Tim Wakefield, R (1.1) ERA: 4.5	6.2	W	24	4	1	1	3	0	0	0	0	0	0	0	2	0	55	75	1.35	0.600
51 Daniel Bard, R (7.1) ERA: 3.33	1.1	H	4	0	0	0	2	0	0	0	0	0	0	0	0	0	14	22	0.00	0.000
58 Jonathan Papelbon, R (9.1) ERA: 2.29	1.0		4	1	0	0	2	0	0	0	0	0	0	0	0	0	13	17	0.00	1.000

Batter	1	2	3	4	5	6	7	8	9	AB	R	H	RBI	BB	SO	LOB	BOTTOM			
2 Jacoby Ellsbury, L (1.8) OBP: 0.348, SLG: 0.437	G3		G4-3					F9		4	0	1	0	0	0	0	Chicago Cubs @ Boston Red Sox Fenway Park, Boston, MA Sun May 22 2011, 8:10 PM - 10:54 PM EDT Att: 37,688 - Partly Cloudy - 49 F			
15 Dustin Pedroia, R (1.4) OBP: 0.359, SLG: 0.313			G6-3		G6-3					4	1	2	0	0	0	1				
28 Adrián González, L (1.3) OBP: 0.391, SLG: 0.574										4	2	4	0	0	0	0				
20 Kevin Youkilis, R (1.5) OBP: 0.415, SLG: 0.548										3	1	1	2	1	1	3				
34 David Ortiz, L (1.10) OBP: 0.373, SLG: 0.530										4	0	2	0	0	0	3				
12 Jed Lowrie, S (1.6) OBP: 0.382, SLG: 0.478										2	0	1	1	0	0	1				
23 Mike Cameron, R (1.9) OBP: 0.218, SLG: 0.265										3	0	0	1	0	1	3				
13 Carl Crawford, L (1.7) OBP: 0.243, SLG: 0.277										3	0	0	0	0	1	2				
39 Jarrod Saltalamacchia, S (1.2) OBP: 0.290, SLG: 0.398										4	1	1	1	0	0	2				
Inning Stats	R: 0 E: 0 K: 1 S: 14	H: 2 LOB: 2 BB: 0 P: 18	R: 0 E: 0 K: 0 S: 6	H: 1 LOB: 0 BB: 0 P: 10	R: 0 E: 0 K: 0 S: 4	H: 0 LOB: 0 BB: 0 P: 6	R: 2 E: 0 K: 1 S: 10	H: 2 LOB: 1 BB: 1 P: 16	R: 1 E: 0 K: 0 S: 16	H: 3 LOB: 1 BB: 0 P: 25	R: 0 E: 0 K: 1 S: 12	H: 1 LOB: 0 BB: 0 P: 14	R: 2 E: 0 K: 0 S: 13	H: 3 LOB: 1 BB: 0 P: 18	R: 0 E: 1 K: 0 S: 7	H: 0 LOB: 1 BB: 0 P: 16		1B: 8 2B: 2 3B: 1 HR: 1	SF: 2 SAC: 0 DP: 2 HBP: 1	WP: 0 PA: 36
PITCHER	IP WLS BF H R ER SO BB IBB HBP BLK WP HR S P ERA WHIP	IP WLS BF H R ER SO BB IBB HBP BLK WP HR S P ERA WHIP	IP WLS BF H R ER SO BB IBB HBP BLK WP HR S P ERA WHIP	IP WLS BF H R ER SO BB IBB HBP BLK WP HR S P ERA WHIP	IP WLS BF H R ER SO BB IBB HBP BLK WP HR S P ERA WHIP	IP WLS BF H R ER SO BB IBB HBP BLK WP HR S P ERA WHIP	IP WLS BF H R ER SO BB IBB HBP BLK WP HR S P ERA WHIP	IP WLS BF H R ER SO BB IBB HBP BLK WP HR S P ERA WHIP	IP WLS BF H R ER SO BB IBB HBP BLK WP HR S P ERA WHIP	IP WLS BF H R ER SO BB IBB HBP BLK WP HR S P ERA WHIP	IP WLS BF H R ER SO BB IBB HBP BLK WP HR S P ERA WHIP	IP WLS BF H R ER SO BB IBB HBP BLK WP HR S P ERA WHIP	IP WLS BF H R ER SO BB IBB HBP BLK WP HR S P ERA WHIP	IP WLS BF H R ER SO BB IBB HBP BLK WP HR S P ERA WHIP	IP WLS BF H R ER SO BB IBB HBP BLK WP HR S P ERA WHIP	IP WLS BF H R ER SO BB IBB HBP BLK WP HR S P ERA WHIP	IP WLS BF H R ER SO BB IBB HBP BLK WP HR S P ERA WHIP			
40 James Russell, L (1.1) ERA: 6.33	4.0	L	19	7	3	3	2	0	0	0	0	0	0	0	0	0	39	57	6.75	2.000
64 Justin Berg, R (5.1) ERA: 3.75	1.0		3	1	0	0	0	0	0	0	0	0	0	0	0	0	11	18	0.00	1.000
43 John Grabow, L (6.1) ERA: 4.67	1.2		8	3	2	2	1	0	0	0	0	0	0	0	0	0	20	26	10.80	1.800
34 Kerry Wood, R (7.1) ERA: 2.41	0.2		5	1	0	0	0	0	0	0	0	0	0	0	0	0	10	18	0.00	1.500
57 Scott Maine, L (8.1) ERA: 20.25	0.2		1	0	0	0	0	0	0	0	0	0	0	0	0	0	2	4	0.00	0.000


livebaseballscores.com

AB 32
R 1
H 5
RBI 1
BB 0
SO 7
LOB 9



livebaseballscores.com

AB 31
R 5
H 12
RBI 5
BB 1
SO 3
LOB 15



Batter	1	2	3	4	5	6	7	8	9	AB	R	H	RBI	BB	SO	LOB	TOP										
7 José Reyes, S OBP: 0.365, SLG: 0.456	1-0 28 CS 1B		1-1 G1-3		0-0 28 G4-3 1B		0-0 F7			4	0	2	1	0	0	1											
28 Daniel Murphy, L OBP: 0.311, SLG: 0.393	4-2 SAFE 1-2 BB		1-1 15 G3 2B		3-2 3-H G4-3 1-2		1-2 F7			3	0	1	0	1	0	1											
15 Carlos Beltrán, S OBP: 0.374, SLG: 0.535 50 Michael O'Connor, L (8.1)	2-2 K		1-1 G3		1-1 F8		0-2 1B			4	0	1	0	0	1	3											
44 Jason Bay, R OBP: 0.313, SLG: 0.330 26 Fernando Martínez, L OBP: 0.300, SLG: 0.526	0-0 F8		2-1 G5-3		2-0 G5-3		2-3 K			3	0	0	0	0	0	2											
2 Justin Turner, R OBP: 0.361, SLG: 0.463		2-3 K		2-3 K		0-1 G6-3		0-0 L9		4	0	0	0	0	2	1											
22 Willie Harris, L OBP: 0.327, SLG: 0.326 33 Taylor Buchholz, R 48 Pat Misch, R 6 Nick Evans, R	1-0 9 1B 1B		3-3 K		0-1 P6				1-3 K	3	0	1	0	0	1	0											
9 Ronny Paulino, R OBP: 0.400, SLG: 0.350	2-2 1B		1-0 F9				0-1 F9		3-2 1B	4	0	2	0	0	0	0											
11 Rubén Tejada, R OBP: 0.333, SLG: 0.353	2-2 F8		1-0 SH1-4 7 1B 2B		0-1 F8		0-1 1B		2-3 K	4	1	2	0	0	1	3											
49 Jonathon Niese, L OBP: 0.200, SLG: 0.222 20 Jason Pridle, L OBP: 0.308, SLG: 0.395	3-3 K		0-0 SH1-4		1-1 F8		2-3 K2-3			1	0	0	0	0	1	2											
Inning Stats	R: 0 H: 1 E: 0 K: 1 S: 8	WLS: 1 BF: 15 LOB: 1 BB: 1 P: 15	R: 0 H: 2 E: 0 K: 2 S: 18	H: 1 LOB: 2 BB: 2 P: 28	R: 0 H: 1 E: 0 K: 0 S: 8	H: 1 LOB: 1 BB: 0 P: 13	R: 0 H: 0 E: 0 K: 2 S: 7	H: 0 LOB: 0 BB: 0 P: 13	R: 1 H: 2 E: 0 K: 0 S: 9	H: 2 LOB: 1 BB: 0 P: 14	R: 0 H: 0 E: 0 K: 0 S: 5	H: 0 LOB: 0 BB: 0 P: 7	R: 0 H: 1 E: 0 K: 0 S: 12	H: 1 LOB: 1 BB: 0 P: 15	R: 0 H: 1 E: 0 K: 3 S: 13	H: 1 LOB: 1 BB: 0 P: 21	1B: 7 2B: 2 3B: 0 HR: 0	SF: 0 SAC: 1 DP: 0 HBP: 0	WP: 0 PA: 36 PB: 0 SB: 0 CS: 1								
PITCHER	IP	WLS	BF	H	R	ER	SO	BB	IBB	HBP	BLK	WP	HR	S	P	ERA	WHIP										
46 Ryan Dempster, R ERA: 6.29	7.0	W	28	7	1	1	5	1	0	0	0	0	0	62	98	1.29	1.143										
43 John Grawob, L ERA: 4.42	1.0		4	1	0	0	1	0	0	0	0	0	0	12	15	0.00	1.000										
29 Jeff Samardzija, R ERA: 3.76	1.0		4	1	0	0	3	0	0	0	0	0	0	13	21	0.00	1.000										

New York Mets @ Chicago Cubs
Wrigley Field, Chicago, IL
Tue May 24 2011, 7:07 PM - 9:57 PM CDT
Att: 35,707 - Partly Cloudy - 45 F

AB	34
R	1
H	9
RBI	1
BB	1
SO	9
LOB	16



Batter	1	2	3	4	5	6	7	8	9	AB	R	H	RBI	BB	SO	LOB	BOTTOM										
5 Reed Johnson, R OBP: 0.424, SLG: 0.621	2-2 G5-3									4	1	1	1	1	1	1											
15 Darwin Barney, R OBP: 0.344, SLG: 0.394	3-2 G4-3									5	1	2	2	0	1	3											
13 Starlin Castro, R OBP: 0.353, SLG: 0.447	1-2 L8									5	0	3	2	0	0	0											
16 Aramis Ramirez, R OBP: 0.355, SLG: 0.386										4	2	1	0	0	1	4											
22 Carlos Peña, L OBP: 0.354, SLG: 0.349										4	0	0	0	1	3	3											
12 Alfonso Soriano, R OBP: 0.299, SLG: 0.516 1 Tony Campana, L OBP: 0.333, SLG: 0.667	0-0 39 2B 55 E 1B									4	1	2	0	0	2	1											
39 Luis Montanez, R OBP: 0.600, SLG: 0.750	0-1 55 E 1B									4	2	2	1	1	0	2											
55 Koyie Hill, S OBP: 0.308, SLG: 0.383	0-0 FC3 15 1B									3	3	1	1	1	1	1											
46 Ryan Dempster, R OBP: 0.111, SLG: 0.059 38 Carlos Zambrano, S 43 John Grawob, L 29 Jeff Samardzija, R	2-2 SH3-4									2	0	0	0	0	2												
Inning Stats	R: 0 H: 0 E: 0 K: 0 S: 10	H: 5 LOB: 2 BB: 1 P: 28	R: 0 H: 0 E: 0 K: 2 S: 10	H: 0 LOB: 0 BB: 0 P: 11	R: 0 H: 0 E: 0 K: 1 S: 9	H: 0 LOB: 0 BB: 0 P: 12	R: 1 H: 2 E: 0 K: 1 S: 11	H: 2 LOB: 1 BB: 0 P: 18	R: 1 H: 2 E: 2 K: 1 S: 13	H: 2 LOB: 1 BB: 0 P: 20	R: 4 H: 3 LOB: 2 BB: 2 S: 20	H: 3 LOB: 2 BB: 2 P: 37	R: 0 H: 1 E: 0 K: 1 S: 10	H: 1 LOB: 2 BB: 1 P: 18	1B: 10 2B: 2 3B: 1 HR: 0	SF: 0 SAC: 1 DP: 0 HBP: 1	WP: 0 PA: 43 PB: 1 SB: 0 CS: 0										
PITCHER	IP	WLS	BF	H	R	ER	SO	BB	IBB	HBP	BLK	WP	HR	S	P	ERA	WHIP										
49 Jonathon Niese, L ERA: 4.33	5.0	L	24	7	6	2	5	1	0	0	0	0	0	59	85	3.60	1.600										
33 Taylor Buchholz, R ERA: 2.25	1.1		7	2	2	1	1	0	0	1	0	0	0	18	30	6.75	1.500										
48 Pat Misch, L ERA: 7.5	0.2		7	3	3	3	2	2	0	0	0	0	0	15	27	40.50	7.500										
50 Michael O'Connor, L ERA:	1.0		5	1	0	0	1	1	0	0	0	0	0	10	18	0.00	2.000										

New York Mets @ Chicago Cubs
Wrigley Field, Chicago, IL
Tue May 24 2011, 7:07 PM - 9:57 PM CDT
Att: 35,707 - Partly Cloudy - 45 F

AB	37
R	11
H	13
RBI	9
BB	4
SO	9
LOB	19



Batter	1	2	3	4	5	6	7	8	9	AB	R	H	RBI	BB	SO	LOB	TOP	
7 José Reyes, S OBP: 0.366, SLG: 0.455	G4-3	F7	G5-3		P4					5	1	2	0	0	0	2		
30 Josh Thole, L OBP: 0.280, SLG: 0.241	G6-3	F7	F8		G3					4	1	1	1	0	0	2		
15 Carlos Beltrán, S OBP: 0.383, SLG: 0.548	F7	F7								3	2	2	2	1	0	0		
44 Jason Bay, R OBP: 0.319, SLG: 0.330	F7	F7								3	0	1	0	1	1	1		
28 Daniel Murphy, L OBP: 0.316, SLG: 0.391	F7	F7								3	0	1	2	1	0	1		
2 Justin Turner, R OBP: 0.368, SLG: 0.457	F7	F7								3	1	1	1	1	0	3		
20 Jason Pridie, L OBP: 0.316, SLG: 0.400										4	0	2	0	0	2	3		
11 Rubén Tejada, R OBP: 0.364, SLG: 0.381										4	1	2	0	0	2	3		
35 Dillon Gee, R OBP: 0.154, SLG: 0.091										2	1	0	1	1	0	2		
Inning Stats	R: 1 E: 0 K: 0 S: 13	H: 2 LOB: 2 BB: 1 P: 26	R: 5 E: 0 K: 2 S: 16	H: 5 LOB: 3 BB: 3 P: 37	R: 0 E: 0 K: 0 S: 7	H: 0 LOB: 0 BB: 0 P: 9	R: 0 E: 0 K: 0 S: 4	H: 0 LOB: 0 BB: 0 P: 8	R: 1 E: 0 K: 0 S: 12	H: 3 LOB: 2 BB: 0 P: 14	R: 0 E: 0 K: 1 S: 11	H: 1 LOB: 1 BB: 0 P: 18	R: 0 E: 0 K: 2 S: 8	H: 1 LOB: 2 BB: 1 P: 16				
PITCHER	IP WLS BF H R ER SO BB IBB HBP BLK WP HR S P ERA WHIP																	
27 Casey Coleman, R ERA: 7.32	1.1 L 12 7 6 6 0 1 0 0 0 0 0 0 22 41 40.50 6.000																	
64 Justin Berg, R ERA: 3.75	0.0 3 0 0 0 0 3 0 0 0 0 0 0 0 12 ∞ ∞																	
40 James Russell, L ERA: 5.87	3.2 14 3 1 1 2 0 0 0 0 0 0 0 30 41 2.46 0.818																	
57 Scott Maine, L ERA: 9.0	1.2 8 2 0 0 3 1 0 0 0 0 0 0 19 34 0.00 1.800																	

New York Mets @ Chicago Cubs
Wrigley Field, Chicago, IL
Wed May 25 2011, 7:06 PM - 9:06 PM CDT
Att: 36,666 - Overcast - 47 F

AB 31
R 7
H 12
RBI 7
BB 5
SO 5
LOB 17



WP: 0 PA: 37
PB: 0
SB: 0
CS: 0

Batter	1	2	3	4	5	6	7	8	9	AB	R	H	RBI	BB	SO	LOB	BOTTOM	
1 Kosuke Fukudome, L OBP: 0.429, SLG: 0.339	F7	F7			G3-1					2	1	0	0	1	0	0		
15 Darwin Barney, R OBP: 0.339, SLG: 0.387	L3	G5-3			F7					3	0	0	0	0	0	1		
13 Starlin Castro, R OBP: 0.353, SLG: 0.445	F7	F7			F7					3	1	1	0	0	0	0		
16 Aramis Ramirez, R OBP: 0.349, SLG: 0.379	K	G5-3			G5-3					3	0	0	0	0	1	2		
22 Carlos Pena, L OBP: 0.360, SLG: 0.351	K	F7			K					2	1	1	0	1	1	0		
5 Reed Johnson, R OBP: 0.435, SLG: 0.633	F7	F7			HBP					2	1	1	2	0	0	1		
12 Alfonso Soriano, R OBP: 0.300, SLG: 0.519	F7	F7			K					3	0	1	2	0	1	1		
53 Wellington Castillo, R OBP: 0.154, SLG: 0.154	G6-3	F7			K					2	0	0	0	0	1	1		
27 Casey Coleman, L OBP: 0.200, SLG: 0.300	G4-3	F7			F7					0	0	0	0	0	0	0		
64 Justin Berg, R ERA: 3.75										0	0	0	0	0	0	0		
40 James Russell, L OBP: 0.125, SLG: 0.125										2	0	0	0	0	0	0		
57 Scott Maine, L ERA: 9.0										0	0	0	0	0	0	0		
Inning Stats	R: 4 E: 0 K: 1 S: 13	H: 3 LOB: 1 BB: 2 P: 28	R: 0 E: 0 K: 0 S: 5	H: 0 LOB: 0 BB: 0 P: 7	R: 0 E: 0 K: 0 S: 4	H: 1 LOB: 1 BB: 0 P: 7	R: 0 E: 0 K: 1 S: 8	H: 0 LOB: 0 BB: 0 P: 15	R: 0 E: 0 K: 0 S: 9	H: 0 LOB: 0 BB: 0 P: 10	R: 0 E: 0 K: 2 S: 7	H: 0 LOB: 1 BB: 0 P: 10	R: 0 E: 0 K: 2 S: 8	H: 1 LOB: 1 BB: 0 P: 16				
PITCHER	IP WLS BF H R ER SO BB IBB HBP BLK WP HR S P ERA WHIP																	
35 Dillon Gee, R ERA: 3.83	6.0 W 25 4 4 4 4 2 0 0 1 0 0 0 46 77 6.00 1.000																	

New York Mets @ Chicago Cubs
Wrigley Field, Chicago, IL
Wed May 25 2011, 7:06 PM - 9:06 PM CDT
Att: 36,666 - Overcast - 47 F

AB 22
R 4
H 4
RBI 4
BB 2
SO 4
LOB 6



WP: 0 PA: 25
PB: 0
SB: 0
CS: 0

Batter	1	2	3	4	5	6	7	8	9	AB	R	H	RBI	BB	SO	LOB	TOP				
7 José Reyes, S OBP: 0.371, SLG: 0.460	L8		E9				G6-3			4	1	2	0	1	0	1	New York Mets @ Chicago Cubs Wrigley Field, Chicago, IL Thu May 26 2011, 1:52 PM - 4:57 PM CDT Att: 33,378 - Cloudy - 42 F				
30 Josh Thole, L OBP: 0.289, SLG: 0.246										2	0	1	1	1	1	0					
9 Ronny Paulino, R OBP: 0.383, SLG: 0.333	BB		K				F8			2	0	0	0	0	1	3					
15 Carlos Beltrán, S OBP: 0.372, SLG: 0.531	L8		P6							5	0	0	0	0	2	5					
44 Jason Bay, R OBP: 0.325, SLG: 0.330	K									3	1	1	0	1	1	1					
28 Daniel Murphy, L OBP: 0.327, SLG: 0.408										4	0	3	0	0	0	1					
2 Justin Turner, R OBP: 0.325, SLG: 0.432										4	0	0	1	0	1	4					
20 Jason Pridie, L OBP: 0.319, SLG: 0.420										3	1	1	0	0	0	3					
40 Tim Byrdak, L										0	0	0	0	0	0	0					
22 Willie Harris, L OBP: 0.323, SLG: 0.322										1	0	0	0	0	1	1					
45 Jason Isringhausen, R										0	0	0	0	0	0	0					
75 Francisco Rodríguez, R										0	0	0	0	0	0	0					
11 Rubén Tejada, R OBP: 0.346, SLG: 0.333										3	0	0	0	1	0	2					
43 R.A. Dickey, R OBP: 0.271, SLG: 0.271										1	0	0	0	0	0	0					
27 Pedro Seoane, R										0	0	0	0	0	0	0					
26 Fernando Martinez, L OBP: 0.250, SLG: 0.250										0	0	0	0	0	1	1					
48 Pat Misch, R										0	0	0	0	0	0	0					
33 Taylor Buchholz, R										0	0	0	0	0	0	0					
12 Scott Hairston, R OBP: 0.316, SLG: 0.325										2	0	1	0	0	0	1					
Inning Stats	R: 0 E: 0 K: 1 S: 10	H: 0 LOB: 1 BB: 1 P: 18	R: 0 E: 1 K: 0 S: 8	H: 1 LOB: 1 BB: 0 P: 12	R: 1 E: 1 K: 1 S: 9	H: 1 LOB: 0 BB: 0 P: 15	R: 0 E: 0 K: 0 S: 5	H: 1 LOB: 0 BB: 0 P: 8	R: 1 E: 0 K: 2 S: 15	H: 2 LOB: 2 BB: 1 P: 28	R: 0 E: 0 K: 1 S: 15	H: 1 LOB: 1 BB: 0 P: 18	R: 1 E: 0 K: 1 S: 12	H: 1 LOB: 1 BB: 1 P: 25	R: 0 E: 0 K: 2 S: 15	H: 1 LOB: 2 BB: 1 P: 26	1B: 5 2B: 3 3B: 1 HR: 0	SF: 0 SAC: 0 DP: 2 HBP: 0	WP: 0 PB: 0 SB: 0 CS: 0	PA: 39	
PITCHER	IP	WLS	BF	H	R	ER	SO	BB	IBB	HBP	BLK	WP	HR	S	P	ERA	WHIP				
38 Carlos Zambrano, R ERA: 4.59	6.0	W	25	6	2	1	5	2	0	0	0	0	0	62	101	1.50	1.333				
45 Sean Marshall, L ERA: 1.35	1.0		4	1	0	0	0	0	0	0	0	0	0	9	18	0.00	1.000				
34 Kerry Wood, R ERA: 2.75	1.0		5	1	1	1	1	1	0	0	0	0	0	12	25	9.00	2.000				
49 Carlos Marmol, R ERA: 1.23	1.0		5	1	0	0	2	1	0	0	0	0	0	15	26	0.00	2.000				

Batter	1	2	3	4	5	6	7	8	9	AB	R	H	RBI	BB	SO	LOB	BOTTOM				
1 Kosuke Fukudome, L OBP: 0.441, SLG: 0.378	G5-3									4	1	3	1	1	0	0	New York Mets @ Chicago Cubs Wrigley Field, Chicago, IL Thu May 26 2011, 1:52 PM - 4:57 PM CDT Att: 33,378 - Cloudy - 42 F				
15 Darwin Barney, R OBP: 0.340, SLG: 0.390										4	0	2	1	0	0	4					
13 Starlin Castro, R OBP: 0.354, SLG: 0.441										4	1	1	0	1	1	2					
22 Carlos Pena, L OBP: 0.361, SLG: 0.370										4	2	1	2	1	1	3					
9 Blake DeWitt, L OBP: 0.267, SLG: 0.364										5	2	2	0	0	0	2					
12 Alfonso Soriano, R OBP: 0.305, SLG: 0.524										4	1	2	2	0	1	1					
34 Kerry Wood, R										0	0	0	0	0	0	0					
27 Casey Coleman, L OBP: 0.192, SLG: 0.273										1	0	0	0	0	0	2					
49 Carlos Marmol, R ERA: 1.23										0	0	0	0	0	0	0					
1 Tony Campana, L OBP: 0.571, SLG: 0.714										4	1	3	0	0	0	1					
55 Koyie Hill, S OBP: 0.286, SLG: 0.353										4	0	0	1	0	2	5					
38 Carlos Zambrano, S OBP: 0.375, SLG: 0.583										3	1	3	1	0	0	0					
45 Sean Marshall, L ERA: 2.1										0	0	0	0	0	0	0					
39 Luis Montanez, R OBP: 0.500, SLG: 0.600										1	0	0	0	0	1	1					
Inning Stats	R: 0 E: 0 K: 0 S: 8	H: 1 LOB: 0 BB: 0 P: 10	R: 0 E: 0 K: 0 S: 8	H: 0 LOB: 0 BB: 0 P: 11	R: 0 E: 0 K: 1 S: 11	H: 3 LOB: 2 BB: 0 P: 20	R: 4 E: 0 K: 0 S: 20	H: 4 LOB: 2 BB: 2 P: 35	R: 2 E: 0 K: 1 S: 16	H: 2 LOB: 1 BB: 1 P: 22	R: 1 E: 0 K: 1 S: 17	H: 2 LOB: 1 BB: 0 P: 23	R: 1 E: 0 K: 3 S: 13	H: 2 LOB: 1 BB: 0 P: 20	R: 1 E: 1 K: 0 S: 12	H: 3 LOB: 2 BB: 0 P: 19	1B: 12 2B: 3 3B: 0 HR: 2	SF: 1 SAC: 0 DP: 1 HBP: 0	WP: 1 PB: 0 SB: 0 CS: 0	PA: 42	
PITCHER	IP	WLS	BF	H	R	ER	SO	BB	IBB	HBP	BLK	WP	HR	S	P	ERA	WHIP				
43 R.A. Dickey, R ERA: 4.5	2.2		10	4	0	0	0	0	0	0	0	0	0	24	36	0.00	1.500				
27 Pedro Beato, R ERA: 2.1	1.1	L	10	4	4	3	0	2	0	0	0	0	1	23	40	20.25	4.500				
48 Pat Misch, L ERA: 10.29	1.0		8	4	3	3	1	1	0	0	0	0	0	22	31	27.00	5.000				
33 Taylor Buchholz, R ERA: 2.19	0.2		2	0	0	0	0	0	0	0	0	0	0	7	9	0.00	0.000				
40 Tim Byrdak, L ERA: 6.0	1.1		6	2	1	1	4	0	0	0	0	0	1	17	25	6.75	1.500				
PITCHER	IP	WLS	BF	H	R	ER	SO	BB	IBB	HBP	BLK	WP	HR	S	P	ERA	WHIP				
45 Jason Isringhausen, R ERA: 2.95	0.1		4	3	1	1	0	0	0	0	0	0	0	4	6	0.00	0.000				
75 Francisco Rodríguez, R ERA: 0.74	0.2		2	0	0	0	0	0	0	0	0	0	0	4	6	0.00	0.000				

AB 35
R 3
H 9
RBI 2
BB 4
SO 8
LOB 23



AB 38
R 9
H 17
RBI 8
BB 3
SO 6
LOB 21



Batter	1	2	3	4	5	6	7	8	9	AB	R	H	RBI	BB	SO	LOB	TOP					
31 Jose Tabata, R OBP: 0.359, SLG: 0.361										4	1	1	0	1	1	5						
51 Steve Pearce, R OBP: 0.333, SLG: 0.377										3	0	0	1	0	1	1						
2 Brandon Wood, R OBP: 0.257, SLG: 0.250										0	0	0	0	0	0	0						
22 Andrew McCutchen, R OBP: 0.354, SLG: 0.454										4	0	2	1	1	1	2						
18 Neil Walker, S OBP: 0.327, SLG: 0.418										5	0	1	1	0	2	3						
23 Matt Diaz, R OBP: 0.273, SLG: 0.318										5	0	1	0	0	0	6						
97 Joe Beimel, L										0	0	0	0	0	0	0						
Joel Hanrahan, R										0	0	0	0	0	0	0						
19 Chris Snyder, R OBP: 0.356, SLG: 0.347										3	1	1	0	2	0	1						
37 Lyle Overbay, L OBP: 0.295, SLG: 0.359										5	1	1	0	0	1	3						
5 Ronny Cedeno, R OBP: 0.313, SLG: 0.331										2	1	0	0	1	1	2						
29 Kevin Correia, R										2	0	0	0	1	0	3						
43 Jose Veras, R										0	0	0	0	0	0	0						
38 Xavier Paul, L OBP: 0.269, SLG: 0.280										0	0	0	0	0	0	0						
Inning Stats	R: 0 H: 2 E: 0 K: 1 S: 12	H: 2 LOB: 2 BB: 0 P: 20	R: 2 H: 1 E: 2 K: 1 S: 14	H: 1 LOB: 2 BB: 1 P: 24	R: 0 H: 0 E: 0 K: 1 S: 12	H: 0 LOB: 0 BB: 0 P: 17	R: 2 H: 1 E: 0 K: 0 S: 18	H: 1 LOB: 3 BB: 3 P: 33	R: 0 H: 0 E: 0 K: 0 S: 11	H: 0 LOB: 2 BB: 2 P: 22	R: 0 H: 1 E: 0 K: 1 S: 9	H: 1 LOB: 1 BB: 0 P: 15	R: 0 H: 1 E: 0 K: 1 S: 8	H: 1 LOB: 1 BB: 0 P: 12	R: 0 H: 0 E: 0 K: 1 S: 8	H: 0 LOB: 0 BB: 0 P: 10	R: 0 H: 1 E: 0 K: 1 S: 8	H: 1 LOB: 0 BB: 0 P: 14	1B: 6 SF: 1 2B: 1 3B: 0 HR: 0	WP: 0 PB: 0 SB: 3 CS: 0	PA: 43	
PITCHER	IP WLS BF H R ER SO BB IBB HBP BLK WP HR S P ERA WHIP	IP WLS BF H R ER SO BB IBB HBP BLK WP HR S P ERA WHIP	IP WLS BF H R ER SO BB IBB HBP BLK WP HR S P ERA WHIP	IP WLS BF H R ER SO BB IBB HBP BLK WP HR S P ERA WHIP	IP WLS BF H R ER SO BB IBB HBP BLK WP HR S P ERA WHIP	IP WLS BF H R ER SO BB IBB HBP BLK WP HR S P ERA WHIP	IP WLS BF H R ER SO BB IBB HBP BLK WP HR S P ERA WHIP	IP WLS BF H R ER SO BB IBB HBP BLK WP HR S P ERA WHIP	IP WLS BF H R ER SO BB IBB HBP BLK WP HR S P ERA WHIP	IP WLS BF H R ER SO BB IBB HBP BLK WP HR S P ERA WHIP	IP WLS BF H R ER SO BB IBB HBP BLK WP HR S P ERA WHIP	IP WLS BF H R ER SO BB IBB HBP BLK WP HR S P ERA WHIP	IP WLS BF H R ER SO BB IBB HBP BLK WP HR S P ERA WHIP	IP WLS BF H R ER SO BB IBB HBP BLK WP HR S P ERA WHIP	IP WLS BF H R ER SO BB IBB HBP BLK WP HR S P ERA WHIP	IP WLS BF H R ER SO BB IBB HBP BLK WP HR S P ERA WHIP	IP WLS BF H R ER SO BB IBB HBP BLK WP HR S P ERA WHIP	IP WLS BF H R ER SO BB IBB HBP BLK WP HR S P ERA WHIP	IP WLS BF H R ER SO BB IBB HBP BLK WP HR S P ERA WHIP	IP WLS BF H R ER SO BB IBB HBP BLK WP HR S P ERA WHIP	IP WLS BF H R ER SO BB IBB HBP BLK WP HR S P ERA WHIP	IP WLS BF H R ER SO BB IBB HBP BLK WP HR S P ERA WHIP
32 Doug Davis, L ERA: 6.75	4.2 L 27 4 4 2 3 6 0 1 0 0 0 0 2 5 3.86 2.143																					
27 Casey Coleman, R ERA: 7.25	0.1 1 0 0 0 0 0 0 0 0 0 0 0 2 5 0.00 0.000																					
29 Jeff Samardzija, R ERA: 3.49	2.0 8 2 0 0 2 0 0 0 0 0 0 0 17 27 0.00 1.000																					
57 Scott Maine, L ERA: 6.75	1.0 3 0 0 0 1 0 0 0 0 0 0 0 8 10 0.00 0.000																					
43 John Grabow, L ERA: 4.19	1.0 4 1 0 0 1 0 0 0 0 0 0 0 8 14 0.00 1.000																					

Pittsburgh Pirates @ Chicago Cubs
Wrigley Field, Chicago, IL
Fri May 27 2011, 1:24 PM - 4:37 PM CDT
Att. 34,105 - Sunny - 48 F

AB 33
R 4
H 7
RBI 3
BB 6
SO 7
LOB 26



Batter	1	2	3	4	5	6	7	8	9	AB	R	H	RBI	BB	SO	LOB	BOTTOM					
1 Kosuke Fukudome, L OBP: 0.436, SLG: 0.369										3	0	0	0	1	1	0						
15 Darwin Barney, R OBP: 0.333, SLG: 0.381										4	0	0	0	0	0	3						
13 Starlin Castro, R OBP: 0.356, SLG: 0.440										3	0	1	0	1	0	1						
16 Aramis Ramirez, R OBP: 0.347, SLG: 0.372										3	0	0	0	1	0	4						
22 Carlos Pena, L OBP: 0.370, SLG: 0.377										3	1	2	0	1	0	2						
12 Alfonso Soriano, R OBP: 0.303, SLG: 0.535										4	1	1	2	0	1	3						
1 Tony Campana, L OBP: 0.364, SLG: 0.455										4	0	0	0	0	1	2						
55 Koyie Hill, S OBP: 0.283, SLG: 0.345										4	0	1	0	0	1	0						
32 Doug Davis, R										1	0	0	0	0	0	0						
27 Casey Coleman, L										0	0	0	0	0	0	0						
39 Luis Montanez, R										0	0	0	0	0	0	0						
29 Jeff Samardzija, R										0	0	0	0	0	0	0						
57 Scott Maine, L										0	0	0	0	0	0	0						
28 Jeff Baker, R										0	0	0	0	0	0	0						
43 John Grabow, L										0	0	0	0	0	0	0						
9 Blake DeWitt, L OBP: 0.301, SLG: 0.356										0	0	0	0	0	0	0						
Inning Stats	R: 0 H: 0 E: 1 K: 0 S: 13	H: 0 LOB: 2 BB: 1 P: 22	R: 0 H: 0 E: 0 K: 1 S: 14	H: 0 LOB: 0 BB: 0 P: 20	R: 0 H: 0 E: 0 K: 0 S: 7	H: 0 LOB: 0 BB: 0 P: 10	R: 0 H: 2 E: 0 K: 0 S: 8	H: 2 LOB: 2 BB: 0 P: 14	R: 0 H: 0 E: 0 K: 1 S: 5	H: 0 LOB: 0 BB: 0 P: 8	R: 0 H: 0 E: 0 K: 0 S: 6	H: 0 LOB: 0 BB: 0 P: 10	R: 0 H: 1 E: 0 K: 0 S: 6	H: 1 LOB: 0 BB: 0 P: 9	R: 0 H: 1 E: 0 K: 0 S: 15	H: 1 LOB: 3 BB: 2 P: 30	R: 2 H: 1 E: 0 K: 3 S: 13	H: 1 LOB: 0 BB: 1 P: 21	1B: 4 SF: 0 2B: 0 3B: 0 HR: 1	WP: 1 PB: 0 SB: 0 CS: 0	PA: 36	
PITCHER	IP WLS BF H R ER SO BB IBB HBP BLK WP HR S P ERA WHIP	IP WLS BF H R ER SO BB IBB HBP BLK WP HR S P ERA WHIP	IP WLS BF H R ER SO BB IBB HBP BLK WP HR S P ERA WHIP	IP WLS BF H R ER SO BB IBB HBP BLK WP HR S P ERA WHIP	IP WLS BF H R ER SO BB IBB HBP BLK WP HR S P ERA WHIP	IP WLS BF H R ER SO BB IBB HBP BLK WP HR S P ERA WHIP	IP WLS BF H R ER SO BB IBB HBP BLK WP HR S P ERA WHIP	IP WLS BF H R ER SO BB IBB HBP BLK WP HR S P ERA WHIP	IP WLS BF H R ER SO BB IBB HBP BLK WP HR S P ERA WHIP	IP WLS BF H R ER SO BB IBB HBP BLK WP HR S P ERA WHIP	IP WLS BF H R ER SO BB IBB HBP BLK WP HR S P ERA WHIP	IP WLS BF H R ER SO BB IBB HBP BLK WP HR S P ERA WHIP	IP WLS BF H R ER SO BB IBB HBP BLK WP HR S P ERA WHIP	IP WLS BF H R ER SO BB IBB HBP BLK WP HR S P ERA WHIP	IP WLS BF H R ER SO BB IBB HBP BLK WP HR S P ERA WHIP	IP WLS BF H R ER SO BB IBB HBP BLK WP HR S P ERA WHIP	IP WLS BF H R ER SO BB IBB HBP BLK WP HR S P ERA WHIP	IP WLS BF H R ER SO BB IBB HBP BLK WP HR S P ERA WHIP	IP WLS BF H R ER SO BB IBB HBP BLK WP HR S P ERA WHIP	IP WLS BF H R ER SO BB IBB HBP BLK WP HR S P ERA WHIP	IP WLS BF H R ER SO BB IBB HBP BLK WP HR S P ERA WHIP	IP WLS BF H R ER SO BB IBB HBP BLK WP HR S P ERA WHIP
29 Kevin Correia, R ERA: 3.44	7.1 W 28 4 0 0 0 2 0 0 0 0 0 0 8 15 0.00 1.500																					
43 Jose Veras, R ERA: 2.53	0.2 H 3 0 0 0 0 1 0 0 0 0 0 0 8 15 0.00 1.500																					
97 Joe Beimel, L ERA: 5.4	0.0 2 1 2 2 0 1 0 0 0 0 0 1 4 9 ∞ ∞																					
Joel Hanrahan, R ERA: 1.52	1.0 S 3 0 0 0 3 0 0 0 0 0 0 0 9 12 0.0																					

Batter	1	2	3	4	5	6	7	8	9	AB R H RBI BB SO LOB	TOP											
31 Jose Tabata, R OBP: 0.360, SLG: 0.365	G5-3		G5-3	K			22 HR BB		46 2B	4 2 1 0 1 1 0	Pittsburgh Pirates @ Chicago Cubs Wrigley Field, Chicago, IL Sat May 28 2011, 12:11 PM - 2:35 PM CDT Att: 38,413 - Overcast - 61 F											
46 Garrett Jones, L OBP: 0.356, SLG: 0.435	18 CS BB		F7		L9		F7		2B	4 0 1 1 1 0 1												
22 Andrew McCutchen, R OBP: 0.355, SLG: 0.468	F9			18 2B 51 1B	G6-3		HR		K	5 2 2 2 0 1 2												
18 Neil Walker, S OBP: 0.329, SLG: 0.423	CS			51 1B	F7		G6-3		F7	5 1 2 0 0 0 1												
37 Lyle Overbay, L OBP: 0.303, SLG: 0.376				K					F8	3 1 1 1 2 1 3												
51 Steve Pearce, R OBP: 0.338, SLG: 0.382										2 1 1 2 0 1 2												
2 Brandon Wood, R OBP: 0.250, SLG: 0.242										2 0 0 0 0 0 1												
19 Chris Snyder, R OBP: 0.363, SLG: 0.385										3 2 1 1 1 1 2												
5 Ronny Cedeno, R OBP: 0.311, SLG: 0.349										4 1 1 3 0 1 2												
28 Paul Maholm, L OBP: 0.095, SLG: 0.050										4 0 0 0 0 4 0												
Inning Stats	R: 0 E: 0 K: 0 S: 14	H: 0 LOB: 0 BB: 1 P: 24	R: 0 E: 0 K: 3 S: 12	H: 1 LOB: 2 BB: 1 P: 25	R: 0 E: 0 K: 1 S: 9	H: 0 LOB: 0 BB: 0 P: 15	R: 5 E: 0 K: 3 S: 14	H: 4 LOB: 0 BB: 1 P: 28	R: 0 E: 0 K: 0 S: 13	H: 0 LOB: 0 BB: 0 P: 20	R: 2 E: 0 K: 1 S: 12	H: 2 LOB: 0 BB: 0 P: 18	R: 2 E: 0 K: 0 S: 12	H: 1 LOB: 1 BB: 2 P: 24	R: 0 E: 0 K: 1 S: 8	H: 0 LOB: 0 BB: 0 P: 16	R: 1 E: 0 K: 1 S: 7	H: 2 LOB: 1 BB: 0 P: 11	1B: 3 2B: 3 3B: 0 HR: 4	SF: 0 SAC: 0 DP: 0 HBP: 0	WP: 0 PB: 0 SB: 0 CS: 1	PA: 42
PITCHER	IP WLS BF H R ER SO BB IBB HBP BLK WP HR S P ERA WHIP											IP WLS BF H R ER SO BB IBB HBP BLK WP HR S P ERA WHIP										
36 Randy Wells, R ERA: 5.4	4.0 L 19 5 5 5 7 3 0 0 0 0 0 1 49 92 11.25 2.000																					
40 James Russell, L ERA: 5.05	2.0 8 2 2 2 1 0 0 0 0 0 2 25 38 9.00 1.000																					
57 Scott Maine, L ERA: 7.5	2.0 9 1 2 2 1 2 0 0 0 0 0 1 20 40 9.00 1.500																					
43 John Grabow, L ERA: 4.43	1.0 5 2 1 1 1 0 0 0 0 0 0 7 11 9.00 2.000																					

Batter	1	2	3	4	5	6	7	8	9	AB R H RBI BB SO LOB	BOTTOM											
1 Tony Campana, L OBP: 0.267, SLG: 0.333	L1			B1-3		K			G3	4 0 0 0 0 1 0	Pittsburgh Pirates @ Chicago Cubs Wrigley Field, Chicago, IL Sat May 28 2011, 12:11 PM - 2:35 PM CDT Att: 38,413 - Overcast - 61 F											
15 Darwin Barney, R OBP: 0.332, SLG: 0.378	G6-3			F9		P5			1B	4 0 1 0 0 0 0												
13 Starlin Castro, R OBP: 0.350, SLG: 0.431	K			G6-3			L9		F9	4 0 0 0 0 1 1												
16 Aramis Ramirez, R OBP: 0.342, SLG: 0.366		F8			L9		F9			3 0 0 0 0 0 0												
12 Alfonso Soriano, R OBP: 0.304, SLG: 0.538		L5			39 1B		F8			3 0 1 0 0 0 0												
39 Luis Montanez, R OBP: 0.400, SLG: 0.444		F8							G6-3	3 0 1 0 0 0 0												
22 Carlos Pena, L OBP: 0.364, SLG: 0.369				K		K			G3	3 0 0 0 0 2 2												
55 Koyie Hill, S OBP: 0.270, SLG: 0.328				G6-3		F8			G5-3	3 0 0 0 0 0 2												
36 Randy Wells, R ERA: 5.4										1 0 0 0 0 0 0												
40 James Russell, L ERA: 5.05										0 0 0 0 0 0 0												
1 Kosuke Fukudome, L OBP: 0.433, SLG: 0.398										1 0 0 0 0 0 0												
57 Scott Maine, L ERA: 7.5										0 0 0 0 0 0 0												
43 John Grabow, L ERA: 4.43										0 0 0 0 0 0 0												
28 Jeff Baker, R OBP: 0.302, SLG: 0.483										1 0 0 0 0 0 0												
Inning Stats	R: 0 E: 0 K: 1 S: 9	H: 0 LOB: 0 BB: 0 P: 11	R: 0 E: 0 K: 0 S: 5	H: 0 LOB: 0 BB: 0 P: 10	R: 0 E: 0 K: 1 S: 7	H: 0 LOB: 0 BB: 0 P: 10	R: 0 E: 0 K: 0 S: 6	H: 0 LOB: 0 BB: 0 P: 8	R: 0 E: 0 K: 1 S: 10	H: 2 LOB: 2 BB: 0 P: 13	R: 0 E: 0 K: 1 S: 10	H: 0 LOB: 0 BB: 0 P: 14	R: 0 E: 0 K: 0 S: 3	H: 0 LOB: 0 BB: 0 P: 6	R: 0 E: 0 K: 0 S: 8	H: 0 LOB: 0 BB: 0 P: 10	R: 0 E: 0 K: 0 S: 8	H: 1 LOB: 1 BB: 0 P: 9	1B: 2 2B: 1 3B: 0 HR: 0	SF: 0 SAC: 0 DP: 0 HBP: 0	WP: 0 PB: 0 SB: 0 CS: 0	PA: 30
PITCHER	IP WLS BF H R ER SO BB IBB HBP BLK WP HR S P ERA WHIP											IP WLS BF H R ER SO BB IBB HBP BLK WP HR S P ERA WHIP										
28 Paul Maholm, L ERA: 3.18	9.0 W 30 3 0 0 4 0 0 0 0 0 0 66 91 0.00 0.333																					



Batter	1	2	3	4	5	6	7	8	9	AB	R	H	RBI	BB	SO	LOB	TOP										
31 Jose Tabata, R OBP: 0.359, SLG: 0.362 47 Evan Meek, R 25 Daniel McCutchen, R	G6-3		G4-3		1B		F8			4	0	1	0	0	0	2	Pittsburgh Pirates @ Chicago Cubs Wrigley Field, Chicago, IL Sun May 29, 2011, 3:55 PM - 6:30 PM CDT Att: 37,464 - Overcast - 64 F										
46 Garrett Jones, L OBP: 0.349, SLG: 0.425 23 Matt Diaz, R	L3		K		CS		K		G4-3	3	0	0	0	0	2	0											
22 Andrew McCutchen, R OBP: 0.397, SLG: 0.466	18 BB 37 2B		1B		P4		L9		L9	3	1	1	0	1	0	0											
18 Neil Walker, S OBP: 0.332, SLG: 0.422	37 2B		G4-3		1B		G5-3		G5-3	3	1	1	0	1	0	1											
37 Lyle Overbay, L OBP: 0.307, SLG: 0.382	1-H 2-H 2B		19 G1-4-3 BB		1B		K		F8	3	0	1	2	1	1	1											
41 Ryan Doumit, S OBP: 0.333, SLG: 0.441 19 Chris Snyder, R	G4-3		G1-4-3		1B		38 BB 1B		2 G6-3 BB	1	0	0	0	0	1	1											
2 Brandon Wood, R OBP: 0.237, SLG: 0.229			F8		F8		B2		G6-3	4	0	0	0	0	1	2											
5 Ronny Cedeno, R OBP: 0.304, SLG: 0.340			F8		P3		F8		K	4	0	0	0	0	1	2											
27 Jeff Karstens, R OBP: 0.118, SLG: 0.118 30 Chris Resop, R			K		G3-1					2	0	0	0	0	1	0											
38 Xavier Paul, L OBP: 0.283, SLG: 0.280							1-2 BB			0	0	0	0	0	0	0											
Inning Stats	R: 2 E: 0 K: 0 S: 11	H: 1 LOB: 1 BB: 2 P: 25	R: 0 E: 0 K: 2 S: 8	H: 0 LOB: 0 BB: 10 P: 10	R: 0 E: 0 K: 1 S: 13	H: 1 LOB: 1 BB: 0 P: 17	R: 0 E: 0 K: 0 S: 12	H: 0 LOB: 0 BB: 19 P: 19	R: 0 E: 0 K: 2 S: 13	H: 1 LOB: 1 BB: 0 P: 20	R: 0 E: 0 K: 1 S: 13	H: 1 LOB: 2 BB: 1 P: 21	R: 0 E: 0 K: 0 S: 5	H: 0 LOB: 0 BB: 6 P: 6	R: 0 E: 0 K: 1 S: 9	H: 0 LOB: 1 BB: 17 P: 17	1B: 4 2B: 1 3B: 0 HR: 0	SF: 0 SAC: 0 DP: 1 HBP: 0	WP: 0 PB: 0 SB: 0 CS: 1	PA: 36							
PITCHER	IP	WLS	BF	H	R	ER	SO	BB	IBB	HBP	BLK	WP	HR	S	P	ERA	WHIP										
46 Ryan Dempster, R ERA: 6.0	6.0	W	23	4	2	2	5	3	0	0	0	0	0	64	105	3.00	1.167										
34 Kerry Wood, R ERA: 2.51	1.0	H	5	1	0	0	0	1	0	0	0	0	0	11	21	0.00	2.000										
45 Sean Marshall, L ERA: 1.29	1.0	H	3	0	0	0	0	0	0	0	0	0	0	5	6	0.00	0.000										
49 Carlos Marmol, R ERA: 1.17	1.0	S	4	0	0	0	1	1	0	0	0	0	0	9	17	0.00	1.000										

AB 30
R 2
H 5
RBI 2
BB 5
SO 6
LOB 10



Batter	1	2	3	4	5	6	7	8	9	AB	R	H	RBI	BB	SO	LOB	BOTTOM										
1 Kosuke Fukudome, L OBP: 0.435, SLG: 0.378	F7		15 SH1 13 SF9 2B		FC4-6 13 FC5 15 1B				15 FC3-6 1B	4	1	2	0	0	0	1	Pittsburgh Pirates @ Chicago Cubs Wrigley Field, Chicago, IL Sun May 29, 2011, 3:55 PM - 6:30 PM CDT Att: 37,464 - Overcast - 64 F										
15 Darwin Barney, R OBP: 0.337, SLG: 0.383	13 G5-4-3 1B		SH1		13 FC5 1B			FC3-6 13 CS	3	0	2	0	0	0	1	1											
13 Starlin Castro, R OBP: 0.344, SLG: 0.425	G5-4-3		SF9		FC5			F8	3	0	0	1	0	0	4	4											
16 Aramis Ramirez, R OBP: 0.342, SLG: 0.382		HR	G5-3					F8	3	1	1	1	0	0	0	0											
22 Carlos Pena, L OBP: 0.363, SLG: 0.368		1 1B 55 SF9 1B		K				F7	3	1	1	0	0	1	0	1											
12 Alfonso Soriano, R OBP: 0.299, SLG: 0.528 39 Luis Montanez, R		F9		K				F8	3	0	0	0	0	1	1	0											
1 Tony Campana, L OBP: 0.276, SLG: 0.333		E3 46 PB 1B		G6-3				K	3	0	1	0	0	1	0	1											
55 Koyie Hill, S OBP: 0.273, SLG: 0.333		SF9			K			9 G4-3 1B	2	0	1	1	0	1	0	1											
46 Ryan Dempster, R OBP: 0.150, SLG: 0.105 34 Kerry Wood, R		K			1 FC4-6 1B			G4-3	2	0	1	0	0	1	1	1											
9 Blake DeWitt, L OBP: 0.255, SLG: 0.348 45 Sean Marshall, L 49 Carlos Marmol, R										1	0	0	0	0	0	0											
Inning Stats	R: 0 E: 0 K: 0 S: 8	H: 1 LOB: 0 BB: 0 P: 8	R: 2 E: 1 K: 1 S: 11	H: 3 LOB: 1 BB: 0 P: 21	R: 1 E: 0 K: 0 S: 10	H: 1 LOB: 0 BB: 0 P: 13	R: 0 E: 0 K: 2 S: 12	H: 0 LOB: 0 BB: 0 P: 14	R: 0 E: 0 K: 1 S: 13	H: 2 LOB: 2 BB: 0 P: 15	R: 0 E: 0 K: 0 S: 6	H: 0 LOB: 0 BB: 11 P: 11	R: 0 E: 0 K: 1 S: 7	H: 1 LOB: 0 BB: 0 P: 11	R: 0 E: 0 K: 0 S: 5	H: 1 LOB: 0 BB: 7 P: 7	1B: 7 2B: 1 3B: 0 HR: 1	SF: 2 SAC: 1 DP: 2 HBP: 0	WP: 0 PB: 1 SB: 0 CS: 1	PA: 30							
PITCHER	IP	WLS	BF	H	R	ER	SO	BB	IBB	HBP	BLK	WP	HR	S	P	ERA	WHIP										
27 Jeff Karstens, R ERA: 3.58	5.0	L	21	7	3	2	4	0	0	0	0	0	0	54	71	3.60	1.400										
30 Chris Resop, R ERA: 4.13	1.0		3	0	0	0	0	0	0	0	0	0	0	6	11	0.00	0.000										
47 Evan Meek, R ERA: 4.5	1.0		3	1	0	0	1	0	0	0	0	0	0	7	11	0.00	1.000										
25 Daniel McCutchen, R ERA: 0.4	1.0		3	1	0	0	0	0	0	0	0	0	0	5	7	0.00	1.000										

AB 27
R 3
H 9
RBI 3
BB 0
SO 5
LOB 9



Batter	1	2	3	4	5	6	7	8	9	AB	R	H	RBI	BB	SO	LOB	TOP							
21 Michael Bourn, L OBP: 0.342, SLG: 0.371										5	3	3	0	0	0	0								
12 Clint Barmes, R OBP: 0.330, SLG: 0.333										5	1	1	2	0	2	2								
9 Hunter Pence, R OBP: 0.360, SLG: 0.493										4	4	3	2	1	0	1								
45 Carlos Lee, R OBP: 0.284, SLG: 0.387										4	1	2	1	1	0	1								
8 Jeff Keppinger, R OBP: 0.500, SLG: 0.846										5	1	3	4	0	0	3								
29 Brett Wallace, L OBP: 0.379, SLG: 0.442										5	1	1	0	0	1	2								
23 Chris Johnson, R OBP: 0.255, SLG: 0.360										5	0	2	1	0	2	2	AB 43							
46 J.R. Towles, R OBP: 0.290, SLG: 0.361										5	1	1	1	0	1	2	R 12							
43 Aneury Rodriguez, R ERA: 11.57										1	0	0	0	0	0	0	H 16							
22 Ben Hill, R ERA: 3.9										1	0	0	0	0	0	0	RBI 11							
66 Eneido Del Rosario, R ERA: 4.09										1	0	0	0	0	0	0	BB 2							
69 Wilton Lopez, R ERA: 2.49										1	0	0	0	0	0	0	SO 6							
36 Angel Sanchez, R ERA: 2.15										1	0	0	0	0	0	0	LOB 15							
34 Mark Melancon, R ERA: 2.15										1	0	0	0	0	0	0								
Inning Stats	R: 2 E: 0 K: 1 S: 17	H: 3 LOB: 1 BB: 0 P: 24	R: 0 E: 0 K: 1 S: 9	H: 0 LOB: 0 BB: 0 P: 10	R: 1 E: 0 K: 0 S: 15	H: 2 LOB: 1 BB: 0 P: 22	R: 0 E: 0 K: 2 S: 9	H: 0 LOB: 0 BB: 0 P: 12	R: 3 E: 0 K: 1 S: 17	H: 5 LOB: 2 BB: 0 P: 23	R: 1 E: 0 K: 1 S: 7	H: 1 LOB: 0 BB: 0 P: 10	R: 2 E: 1 K: 0 S: 13	H: 2 LOB: 1 BB: 1 P: 27	R: 0 E: 0 K: 0 S: 8	H: 0 LOB: 0 BB: 0 P: 14	R: 3 E: 1 K: 0 S: 17	H: 3 LOB: 1 BB: 1 P: 28	1B: 7 2B: 5 3B: 1 HR: 4	SF: 0 SAC: 0 DP: 1 HBP: 0	WP: 2 PB: 0 SB: 1 CS: 0	PA: 45		
PITCHER	IP WLS BF H R ER SO BB IBB HBP BLK WP HR S P ERA WHIP	IP WLS BF H R ER SO BB IBB HBP BLK WP HR S P ERA WHIP	IP WLS BF H R ER SO BB IBB HBP BLK WP HR S P ERA WHIP	IP WLS BF H R ER SO BB IBB HBP BLK WP HR S P ERA WHIP	IP WLS BF H R ER SO BB IBB HBP BLK WP HR S P ERA WHIP	IP WLS BF H R ER SO BB IBB HBP BLK WP HR S P ERA WHIP	IP WLS BF H R ER SO BB IBB HBP BLK WP HR S P ERA WHIP	IP WLS BF H R ER SO BB IBB HBP BLK WP HR S P ERA WHIP	IP WLS BF H R ER SO BB IBB HBP BLK WP HR S P ERA WHIP	IP WLS BF H R ER SO BB IBB HBP BLK WP HR S P ERA WHIP	IP WLS BF H R ER SO BB IBB HBP BLK WP HR S P ERA WHIP	IP WLS BF H R ER SO BB IBB HBP BLK WP HR S P ERA WHIP	IP WLS BF H R ER SO BB IBB HBP BLK WP HR S P ERA WHIP	IP WLS BF H R ER SO BB IBB HBP BLK WP HR S P ERA WHIP	IP WLS BF H R ER SO BB IBB HBP BLK WP HR S P ERA WHIP	IP WLS BF H R ER SO BB IBB HBP BLK WP HR S P ERA WHIP	IP WLS BF H R ER SO BB IBB HBP BLK WP HR S P ERA WHIP	IP WLS BF H R ER SO BB IBB HBP BLK WP HR S P ERA WHIP	IP WLS BF H R ER SO BB IBB HBP BLK WP HR S P ERA WHIP	IP WLS BF H R ER SO BB IBB HBP BLK WP HR S P ERA WHIP	IP WLS BF H R ER SO BB IBB HBP BLK WP HR S P ERA WHIP	IP WLS BF H R ER SO BB IBB HBP BLK WP HR S P ERA WHIP	IP WLS BF H R ER SO BB IBB HBP BLK WP HR S P ERA WHIP	IP WLS BF H R ER SO BB IBB HBP BLK WP HR S P ERA WHIP

Houston Astros @ Chicago Cubs
Wrigley Field, Chicago, IL
Mon May 30 2011, 1:26 PM - 4:49 PM CDT
Att: 30,450 - Sunny - 88 F

AB	43
R	12
H	16
RBI	11
BB	2
SO	6
LOB	15



Batter	1	2	3	4	5	6	7	8	9	AB	R	H	RBI	BB	SO	LOB	BOTTOM							
1 Kosuke Fukudome, L OBP: 0.440, SLG: 0.377										3	1	1	0	2	1	0								
15 Darwin Barney, R OBP: 0.333, SLG: 0.389										5	1	1	0	0	1	3								
13 Starlin Castro, R OBP: 0.345, SLG: 0.429										5	2	2	1	0	0	0								
16 Aramis Ramirez, R OBP: 0.338, SLG: 0.377										5	1	1	0	0	0	3								
22 Carlos Pena, L OBP: 0.359, SLG: 0.383										5	1	1	3	0	1	1								
12 Alfonso Soriano, R OBP: 0.297, SLG: 0.525										1	0	0	0	0	0	0								
9 Blake DeWitt, L OBP: 0.294, SLG: 0.420										4	0	3	1	0	0	0								
1 Tony Campana, L OBP: 0.318, SLG: 0.333										3	1	1	0	1	0	2	AB 37							
18 Geovany Soto, R OBP: 0.328, SLG: 0.380										2	0	0	0	1	2	3	R 7							
50 Rodrigo Lopez, R ERA: 5.4										2	0	0	0	0	1	1	H 10							
29 Jeff Samardzija, R ERA: 3.38										1	0	0	0	0	2		RBI 5							
43 John Grabow, L ERA: 3.0										0	0	0	0	0	0	0	BB 4							
33 DJ LeMahieu, R ERA: 2.49										0	0	0	0	0	0	0	SO 6							
57 Scott Maine, L ERA: 2.15										0	0	0	0	0	0	0	LOB 16							
Inning Stats	R: 3 E: 0 K: 0 S: 14	H: 3 LOB: 0 BB: 0 P: 19	R: 1 E: 0 K: 3 S: 13	H: 1 LOB: 1 BB: 1 P: 21	R: 1 E: 0 K: 1 S: 11	H: 2 LOB: 1 BB: 1 P: 23	R: 1 E: 1 K: 0 S: 8	H: 1 LOB: 1 BB: 0 P: 11	R: 0 E: 0 K: 1 S: 9	H: 0 LOB: 0 BB: 0 P: 13	R: 0 E: 0 K: 0 S: 7	H: 1 LOB: 1 BB: 0 P: 12	R: 0 E: 0 K: 0 S: 13	H: 0 LOB: 1 BB: 1 P: 20	R: 1 E: 0 K: 0 S: 7	H: 1 LOB: 0 BB: 0 P: 13	1B: 6 2B: 1 3B: 2 HR: 1	SF: 0 SAC: 0 DP: 1 HBP: 1	WP: 0 PB: 0 SB: 5 CS: 0	PA: 42				
PITCHER	IP WLS BF H R ER SO BB IBB HBP BLK WP HR S P ERA WHIP	IP WLS BF H R ER SO BB IBB HBP BLK WP HR S P ERA WHIP	IP WLS BF H R ER SO BB IBB HBP BLK WP HR S P ERA WHIP	IP WLS BF H R ER SO BB IBB HBP BLK WP HR S P ERA WHIP	IP WLS BF H R ER SO BB IBB HBP BLK WP HR S P ERA WHIP	IP WLS BF H R ER SO BB IBB HBP BLK WP HR S P ERA WHIP	IP WLS BF H R ER SO BB IBB HBP BLK WP HR S P ERA WHIP	IP WLS BF H R ER SO BB IBB HBP BLK WP HR S P ERA WHIP	IP WLS BF H R ER SO BB IBB HBP BLK WP HR S P ERA WHIP	IP WLS BF H R ER SO BB IBB HBP BLK WP HR S P ERA WHIP	IP WLS BF H R ER SO BB IBB HBP BLK WP HR S P ERA WHIP	IP WLS BF H R ER SO BB IBB HBP BLK WP HR S P ERA WHIP	IP WLS BF H R ER SO BB IBB HBP BLK WP HR S P ERA WHIP	IP WLS BF H R ER SO BB IBB HBP BLK WP HR S P ERA WHIP	IP WLS BF H R ER SO BB IBB HBP BLK WP HR S P ERA WHIP	IP WLS BF H R ER SO BB IBB HBP BLK WP HR S P ERA WHIP	IP WLS BF H R ER SO BB IBB HBP BLK WP HR S P ERA WHIP	IP WLS BF H R ER SO BB IBB HBP BLK WP HR S P ERA WHIP	IP WLS BF H R ER SO BB IBB HBP BLK WP HR S P ERA WHIP	IP WLS BF H R ER SO BB IBB HBP BLK WP HR S P ERA WHIP	IP WLS BF H R ER SO BB IBB HBP BLK WP HR S P ERA WHIP	IP WLS BF H R ER SO BB IBB HBP BLK WP HR S P ERA WHIP	IP WLS BF H R ER SO BB IBB HBP BLK WP HR S P ERA WHIP	IP WLS BF H R ER SO BB IBB HBP BLK WP HR S P ERA WHIP

Houston Astros @ Chicago Cubs
Wrigley Field, Chicago, IL
Mon May 30 2011, 1:26 PM - 4:49 PM CDT
Att: 30,450 - Sunny - 88 F

AB	37
R	7
H	10
RBI	5
BB	4
SO	6
LOB	16



Batter	1	2	3	4	5	6	7	8	9	AB	R	H	RBI	BB	SO	LOB	TOP			
21 Michael Bourn, L (1, 8) OBP: 0.339, SLG: 0.367										5	1	1	1	0	2	1				
12 Clint Barmes, R (1, 6) OBP: 0.333, SLG: 0.340										4	1	1	0	1	0	0				
9 Hunter Pence, R (1, 9) OBP: 0.365, SLG: 0.509										5	1	3	3	0	0	0				
45 Carlos Lee, R (1, 7) OBP: 0.284, SLG: 0.384										4	0	1	0	0	0	3				
4 Jason Michaels, R (8, PR) OBP: 0.211, SLG: 0.299										1	0	0	0	0	0	0				
8 Jeff Keppinger, R (1, 4) OBP: 0.421, SLG: 0.667										5	0	1	0	0	0	3				
29 Brett Wallace, L (1, 3) OBP: 0.385, SLG: 0.463										5	2	3	1	0	1	1				
23 Chris Johnson, R (1, 5) OBP: 0.364, SLG: 0.364										4	1	1	0	0	1	1				
64 Robinson Cancel, R (1, 2)										3	0	0	0	0	2	2				
16 Matt Downs, R (9, PH) OBP: 0.333, SLG: 0.517										1	1	1	2	0	0	0				
46 J.R. Towles, R (9, 2) OBP: 0.290, SLG: 0.361										0	0	0	0	0	0	0				
41 Jordan Lyles, R (1, 1) OBP: 0.337, SLG: 0.337										3	0	0	0	0	1	2				
52 Sergio Escalona, L (8, 1)										0	0	0	0	0	0	0				
59 Wilton Lopez, R (8, 1)										0	0	0	0	0	0	0				
43 Fernando Rodriguez Jr., R (8, 1)										0	0	0	0	0	0	0				
36 Angel Sanchez, R (9, PH)										0	0	0	0	0	0	0				
54 Mark Melancon, R (9, 1)										0	0	0	0	0	0	0				
Inning Stats	R: 0 H: 1 E: 0 K: 1 S: 9	H: 1 LOB: 1 BB: 0 P: 13	R: 0 H: 1 E: 1 K: 0 S: 16	H: 1 LOB: 2 BB: 0 P: 25	R: 0 H: 2 E: 0 K: 0 S: 9	H: 2 LOB: 0 BB: 0 P: 13	R: 1 H: 1 E: 0 K: 2 S: 9	H: 1 LOB: 0 BB: 0 P: 14	R: 0 H: 0 E: 0 K: 1 S: 6	H: 0 LOB: 0 BB: 0 P: 10	R: 0 H: 1 E: 0 K: 2 S: 10	H: 1 LOB: 1 BB: 0 P: 14	R: 0 H: 1 E: 0 K: 0 S: 7	H: 1 LOB: 1 BB: 0 P: 8	R: 6 H: 6 E: 0 K: 0 S: 22	H: 6 LOB: 1 BB: 1 P: 35	1B: 8 2B: 3 3B: 0 HR: 2	SF: 0 SAC: 1 DP: 0 HBP: 0	WP: 1 PB: 0 SB: 1 CS: 0	PA: 42
PITCHER	IP WLS BF H R ER SO BB IBB HBP BLK WP HR S P ERA WHIP	8.0 L 7 5 6 6 0 1 0 0 0 0 1 16 23 1.12 0.875	0.1 L 7 5 6 6 0 1 0 0 0 0 1 16 23 162.00 18.000	0.2 L 3 1 0 0 0 0 0 0 0 0 0 6 12 0.00 1.500																

Houston Astros @ Chicago Cubs
Wrigley Field, Chicago, IL
Tue May 31 2011, 7:08 PM - 9:38 PM CDT
Att: 31,178 - Partly Cloudy - 80 F

AB 40
R 7
H 13
RBI 7
BB 1
SO 7
LOB 13



Batter	1	2	3	4	5	6	7	8	9	AB	R	H	RBI	BB	SO	LOB	BOTTOM			
1 Kosuke Fukudome, L (1, 9) OBP: 0.432, SLG: 0.368										3	0	0	0	0	0	0				
15 Darwin Barney, R (1, 4) OBP: 0.332, SLG: 0.391										4	1	1	1	0	0	0				
13 Starlin Castro, R (1, 6) OBP: 0.343, SLG: 0.435										4	0	1	0	0	2	1				
22 Carlos Pena, L (1, 3) OBP: 0.356, SLG: 0.375										3	0	0	0	1	0	1				
16 Aramis Ramirez, R (1, 5) OBP: 0.346, SLG: 0.396										4	0	3	1	0	0	0				
9 Blake DeWitt, L (1, 7) OBP: 0.291, SLG: 0.426										4	0	1	0	0	0	4				
49 Carlos Marmol, R (9, 1)										0	0	0	0	0	0	0				
45 Sean Marshall, L (9, 1)										0	0	0	0	0	0	0				
1 Tony Campana, L (1, 8) OBP: 0.280, SLG: 0.292										3	0	0	0	0	0	2				
18 Geovany Soto, R (1, 2) OBP: 0.328, SLG: 0.387										3	0	1	0	0	1	2				
56 Brad Snyder, L (8, PR)										0	1	0	0	0	0	0				
55 Kovie Hill, S (9, 2) OBP: 0.269, SLG: 0.328										1	0	0	0	0	0	0				
38 Carlos Zambrano, S (1, 1) OBP: 0.346, SLG: 0.538										2	0	0	0	0	2	1				
21 Tyler Colvin, L (8, PH) OBP: 0.188, SLG: 0.254										1	1	0	0	0	0	0				
Inning Stats	R: 0 H: 1 E: 0 K: 0 S: 7	H: 1 LOB: 1 BB: 0 P: 13	R: 0 H: 1 E: 0 K: 0 S: 9	H: 1 LOB: 0 BB: 0 P: 11	R: 0 H: 0 E: 0 K: 1 S: 8	H: 0 LOB: 0 BB: 0 P: 14	R: 0 H: 0 E: 0 K: 1 S: 7	H: 0 LOB: 0 BB: 0 P: 9	R: 0 H: 1 E: 0 K: 2 S: 10	H: 1 LOB: 1 BB: 0 P: 12	R: 0 H: 0 E: 0 K: 0 S: 6	H: 0 LOB: 0 BB: 0 P: 10	R: 0 H: 1 E: 0 K: 0 S: 10	H: 1 LOB: 1 BB: 0 P: 15	R: 3 H: 3 E: 1 K: 1 S: 15	H: 3 LOB: 2 BB: 1 P: 26	1B: 1 2B: 5 3B: 1 HR: 0	SF: 0 SAC: 3 DP: 0 HBP: 0	WP: 0 PB: 0 SB: 0 CS: 0	PA: 36
PITCHER	IP WLS BF H R ER SO BB IBB HBP BLK WP HR S P ERA WHIP	7.0 L 27 5 2 2 4 0 0 0 0 0 0 1 2 0.00 0.000	0.1 L 4 2 1 1 1 0 0 0 0 0 0 3 4 0.00 0.000	0.1 W 1 0 0 0 0 0 0 0 0 0 0 5 7 0.00 0.000																

Houston Astros @ Chicago Cubs
Wrigley Field, Chicago, IL
Tue May 31 2011, 7:08 PM - 9:38 PM CDT
Att: 31,178 - Partly Cloudy - 80 F

AB 32
R 3
H 7
RBI 2
BB 1
SO 5
LOB 11



Batter	1	2	3	4	5	6	7	8	9	AB	R	H	RBI	BB	SO	LOB	TOP							
21 Michael Bourn, L (1,8) OBP: 0.340, SLG: 0.368	L9		G4-3			B3	1B		1B	5	0	2	2	0	0	0								
12 Clint Barmes, R (1,6) OBP: 0.336, SLG: 0.343	1B			G4-3		1B	K		K	5	0	2	0	0	2	4								
9 Hunter Pence, R (1,9) OBP: 0.363, SLG: 0.504	G6-4-3			F9		1B			K	4	0	1	0	0	1	1								
45 Carlos Lee, R (1,3) OBP: 0.288, SLG: 0.386		F7								4	0	2	0	0	1	2								
29 Brett Wallace, L (8,3) OBP: 0.395, SLG: 0.463										0	0	0	0	0	0	0								
8 Jeff Keppinger, R (1,4) OBP: 0.435, SLG: 0.636	G5-3			PO		1B			G5-3	4	1	2	0	0	0	1								
4 Jason Michaels, R (1,7) OBP: 0.214, SLG: 0.282						K			G4-3	4	1	1	1	0	1	3								
23 Chris Johnson, R (1,5) OBP: 0.255, SLG: 0.361	HR					K				4	1	1	0	0	1	1								
46 J.R. Towles, R (1,2) OBP: 0.289, SLG: 0.349			G5-3			K				3	0	0	0	1	2	1								
39 Brett Myers, R (1,1) OBP: 0.482, SLG: 0.192										2	0	0	0	0	1	0								
36 Angel Sanchez, R (7,PH) OBP: 0.325, SLG: 0.330										1	0	0	0	0	1	3								
52 Sergio Escalona, L (7,1) OBP: 0.294, SLG: 0.340										0	0	0	0	0	0	0								
66 Eneiro Del Rosario, R (7,1) OBP: 0.294, SLG: 0.340										0	0	0	0	0	0	0								
16 Matt Downs, R (9,PH) OBP: 0.294, SLG: 0.340										0	0	0	0	0	1	0								
54 Mark Melancon, R (9,1) OBP: 0.294, SLG: 0.340										0	0	0	0	0	0	0								
Inning Stats	R: 0 E: 0 K: 0 S: 5	H: 1 LOB: 0 BB: 0 P: 8	R: 1 E: 0 K: 1 S: 9	H: 1 LOB: 0 BB: 0 P: 16	R: 0 E: 0 K: 0 S: 8	H: 0 LOB: 0 BB: 0 P: 14	R: 0 E: 0 K: 0 S: 7	H: 1 LOB: 0 BB: 0 P: 10	R: 0 E: 0 K: 2 S: 11	H: 1 LOB: 1 BB: 0 P: 15	R: 0 E: 0 K: 2 S: 13	H: 2 LOB: 2 BB: 0 P: 17	R: 2 E: 0 K: 2 S: 15	H: 3 LOB: 2 BB: 1 P: 26	R: 0 E: 0 K: 1 S: 12	H: 1 LOB: 1 BB: 0 P: 18	R: 0 E: 0 K: 2 S: 13	H: 1 LOB: 2 BB: 1 P: 17	1B: 10 2B: 0 3B: 0 HR: 1	SF: 0 SAC: 0 DP: 1 HBP: 0	WP: 0 PB: 0 SB: 2 CS: 0	PA: 39		
PITCHER	IP WLS BF H R ER SO BB IBB HBP BLK WP HR S P ERA WHIP	IP WLS BF H R ER SO BB IBB HBP BLK WP HR S P ERA WHIP	IP WLS BF H R ER SO BB IBB HBP BLK WP HR S P ERA WHIP	IP WLS BF H R ER SO BB IBB HBP BLK WP HR S P ERA WHIP	IP WLS BF H R ER SO BB IBB HBP BLK WP HR S P ERA WHIP	IP WLS BF H R ER SO BB IBB HBP BLK WP HR S P ERA WHIP	IP WLS BF H R ER SO BB IBB HBP BLK WP HR S P ERA WHIP	IP WLS BF H R ER SO BB IBB HBP BLK WP HR S P ERA WHIP	IP WLS BF H R ER SO BB IBB HBP BLK WP HR S P ERA WHIP	IP WLS BF H R ER SO BB IBB HBP BLK WP HR S P ERA WHIP	IP WLS BF H R ER SO BB IBB HBP BLK WP HR S P ERA WHIP	IP WLS BF H R ER SO BB IBB HBP BLK WP HR S P ERA WHIP	IP WLS BF H R ER SO BB IBB HBP BLK WP HR S P ERA WHIP	IP WLS BF H R ER SO BB IBB HBP BLK WP HR S P ERA WHIP	IP WLS BF H R ER SO BB IBB HBP BLK WP HR S P ERA WHIP	IP WLS BF H R ER SO BB IBB HBP BLK WP HR S P ERA WHIP	IP WLS BF H R ER SO BB IBB HBP BLK WP HR S P ERA WHIP	IP WLS BF H R ER SO BB IBB HBP BLK WP HR S P ERA WHIP	IP WLS BF H R ER SO BB IBB HBP BLK WP HR S P ERA WHIP	IP WLS BF H R ER SO BB IBB HBP BLK WP HR S P ERA WHIP	IP WLS BF H R ER SO BB IBB HBP BLK WP HR S P ERA WHIP	IP WLS BF H R ER SO BB IBB HBP BLK WP HR S P ERA WHIP	IP WLS BF H R ER SO BB IBB HBP BLK WP HR S P ERA WHIP	IP WLS BF H R ER SO BB IBB HBP BLK WP HR S P ERA WHIP

Houston Astros @ Chicago Cubs
Wrigley Field, Chicago, IL
Wed Jun 01 2011, 1:21 PM - 4:10 PM CDT
Att: 31,340 - Sunny - 78 F

AB	36
R	3
H	11
RBI	3
BB	2
SO	10
LOB	16



Batter	1	2	3	4	5	6	7	8	9	AB	R	H	RBI	BB	SO	LOB	BOTTOM							
1 Kosuke Fukudome, L (1,9) OBP: 0.428, SLG: 0.387	HR		G6-3		L7			G3		4	1	1	1	0	0	2								
15 Darwin Barney, R (1,4) OBP: 0.325, SLG: 0.383	G6-3			K		G4-3		P4		4	0	0	0	0	1	0								
13 Starlin Castro, R (1,6) OBP: 0.338, SLG: 0.427	G6-3			K		F7		G6-3		4	0	0	0	0	1	0								
22 Carlos Pena, L (1,3) OBP: 0.359, SLG: 0.370	G6-3			16 WP		E4			18 PB	2	0	0	0	2	0	0								
16 Aramis Ramirez, R (1,5) OBP: 0.346, SLG: 0.395				F8		F9			K	3	0	1	0	0	0	2								
34 Kerry Wood, R (7,1) OBP: 0.346, SLG: 0.395										0	0	0	0	0	0	0								
45 Sean Marshall, L (7,1) OBP: 0.346, SLG: 0.395										0	0	0	0	0	0	0								
49 Carlos Mammol, R (9,1) OBP: 0.346, SLG: 0.395										0	0	0	0	0	0	0								
56 Brad Snyder, L (9,PH) OBP: 0.346, SLG: 0.395										1	0	0	0	0	1	1								
9 Blake DeWitt, L (1,7) OBP: 0.288, SLG: 0.414	F7					G4-3			F8	4	0	1	0	0	0	2								
18 Geovany Soto, R (1,2) OBP: 0.326, SLG: 0.377	G5-4-3					K			K2-3	3	0	0	0	0	2	3								
21 Tyler Colvin, L (1,8) OBP: 0.194, SLG: 0.246			G3-1							2	0	0	0	1	0	1								
32 Doug Davis, R (1,1) OBP: 0.194, SLG: 0.246										1	0	0	0	0	0	0								
33 DJ LeMahieu, R (7,5) OBP: 0.194, SLG: 0.246			G6-3			SH1-4		G4-3		1	0	0	0	0	0	1								
Inning Stats	R: 1 E: 0 K: 0 S: 8	H: 1 LOB: 0 BB: 0 P: 15	R: 0 E: 0 K: 0 S: 4	H: 1 LOB: 0 BB: 0 P: 6	R: 0 E: 0 K: 0 S: 15	H: 0 LOB: 0 BB: 0 P: 21	R: 0 E: 0 K: 2 S: 14	H: 0 LOB: 1 BB: 1 P: 24	R: 0 E: 0 K: 1 S: 9	H: 1 LOB: 2 BB: 1 P: 16	R: 0 E: 1 K: 0 S: 11	H: 0 LOB: 1 BB: 0 P: 16	R: 0 E: 0 K: 0 S: 10	H: 0 LOB: 1 BB: 0 P: 20	R: 0 E: 0 K: 0 S: 9	H: 0 LOB: 0 BB: 0 P: 12	R: 0 E: 0 K: 2 S: 8	H: 0 LOB: 1 BB: 1 P: 15	1B: 2 2B: 0 3B: 0 HR: 1	SF: 0 SAC: 1 DP: 1 HBP: 1	WP: 1 PB: 1 SB: 0 CS: 0	PA: 34		
PITCHER	IP WLS BF H R ER SO BB IBB HBP BLK WP HR S P ERA WHIP	IP WLS BF H R ER SO BB IBB HBP BLK WP HR S P ERA WHIP	IP WLS BF H R ER SO BB IBB HBP BLK WP HR S P ERA WHIP	IP WLS BF H R ER SO BB IBB HBP BLK WP HR S P ERA WHIP	IP WLS BF H R ER SO BB IBB HBP BLK WP HR S P ERA WHIP	IP WLS BF H R ER SO BB IBB HBP BLK WP HR S P ERA WHIP	IP WLS BF H R ER SO BB IBB HBP BLK WP HR S P ERA WHIP	IP WLS BF H R ER SO BB IBB HBP BLK WP HR S P ERA WHIP	IP WLS BF H R ER SO BB IBB HBP BLK WP HR S P ERA WHIP	IP WLS BF H R ER SO BB IBB HBP BLK WP HR S P ERA WHIP	IP WLS BF H R ER SO BB IBB HBP BLK WP HR S P ERA WHIP	IP WLS BF H R ER SO BB IBB HBP BLK WP HR S P ERA WHIP	IP WLS BF H R ER SO BB IBB HBP BLK WP HR S P ERA WHIP	IP WLS BF H R ER SO BB IBB HBP BLK WP HR S P ERA WHIP	IP WLS BF H R ER SO BB IBB HBP BLK WP HR S P ERA WHIP	IP WLS BF H R ER SO BB IBB HBP BLK WP HR S P ERA WHIP	IP WLS BF H R ER SO BB IBB HBP BLK WP HR S P ERA WHIP	IP WLS BF H R ER SO BB IBB HBP BLK WP HR S P ERA WHIP	IP WLS BF H R ER SO BB IBB HBP BLK WP HR S P ERA WHIP	IP WLS BF H R ER SO BB IBB HBP BLK WP HR S P ERA WHIP	IP WLS BF H R ER SO BB IBB HBP BLK WP HR S P ERA WHIP	IP WLS BF H R ER SO BB IBB HBP BLK WP HR S P ERA WHIP	IP WLS BF H R ER SO BB IBB HBP BLK WP HR S P ERA WHIP	IP WLS BF H R ER SO BB IBB HBP BLK WP HR S P ERA WHIP

Houston Astros @ Chicago Cubs
Wrigley Field, Chicago, IL
Wed Jun 01 2011, 1:21 PM - 4:10 PM CDT
Att: 31,340 - Sunny - 78 F

AB	29
R	1
H	3
RBI	1
BB	3
SO	5
LOB	12



Batter	1	2	3	4	5	6	7	8	9	AB	R	H	RBI	BB	SO	LOB	TOP					
1 Kosuke Fukudome, L (1, 9) OBP: 0.418, SLG: 0.376										4	0	0	0	0	1	2	Chicago Cubs @ St. Louis Cardinals Busch Stadium, St. Louis, MO Fri Jun 03 2011, 7:17 PM - 9:48 PM CDT Att: 40,419 - Partly Cloudy - 93 F					
15 Darwin Barney, R (1, 4) OBP: 0.319, SLG: 0.376										4	0	0	0	0	0	2						
13 Starlin Castro, R (1, 6) OBP: 0.332, SLG: 0.420										4	0	0	0	0	1	0						
18 Geovany Soto, R (1, 2) OBP: 0.324, SLG: 0.373										4	0	1	0	0	2	0						
22 Carlos Pena, L (1, 3) OBP: 0.362, SLG: 0.369										3	1	1	0	1	1	1						
39 Luis Montanez, R (1, 7) OBP: 0.357, SLG: 0.462										4	0	1	1	0	1	2						
21 Tyler Colvin, L (1, 8) OBP: 0.187, SLG: 0.235										3	0	0	0	0	2	1						
33 DJ LeMahieu, R (1, 5) OBP: 0.200, SLG: 0.200										3	0	1	0	0	1	1						
46 Ryan Dempster, R (1, 1) 1 Tony Campana, L (6, PH) 40 James Russell, L (6, 1) 50 Rodrigo Lopez, R (7, 1) 9 Blake DeWitt, L (8, PH) 43 John Grabow, L (8, 1)										1	0	0	0	0	0	0						
Inning Stats	R: 0 E: 0 K: 1 S: 7	H: 0 LOB: 0 BB: 0 P: 9	R: 0 E: 0 K: 2 S: 9	H: 0 LOB: 0 BB: 0 P: 12	R: 0 E: 0 K: 1 S: 5	H: 0 LOB: 0 BB: 0 P: 7	R: 0 E: 0 K: 0 S: 9	H: 0 LOB: 0 BB: 0 P: 12	R: 1 E: 1 K: 3 S: 13	H: 1 LOB: 1 BB: 1 P: 21	R: 0 E: 0 K: 0 S: 8	H: 0 LOB: 1 BB: 0 P: 9	R: 0 E: 0 K: 1 S: 9	H: 1 LOB: 1 BB: 0 P: 11	R: 0 E: 0 K: 0 S: 9	H: 2 LOB: 2 BB: 0 P: 13	R: 0 E: 0 K: 1 S: 9	H: 1 LOB: 0 BB: 0 P: 16	1B: 4 2B: 1 3B: 0 HR: 0	SF: 0 SAC: 0 DP: 0 HBP: 0	WP: 0 PB: 0 SB: 0 CS: 0	PA: 33
PITCHER	IP WLS BF H R ER SO BB IBB HBP BLK WP HR S P ERA WHIP	8.0 W 29 4 1 1 8 1 0 0 0 0 0 69 94 1.12 0.625	1.0 4 1 0 0 1 0 0 0 0 0 0 0 9 16 0.00 1.000	PITCHER										IP WLS BF H R ER SO BB IBB HBP BLK WP HR S P ERA WHIP								

Chicago Cubs @ St. Louis Cardinals
Busch Stadium, St. Louis, MO
Fri Jun 03 2011, 7:17 PM - 9:48 PM CDT
Att: 40,419 - Partly Cloudy - 93 F

AB 32
R 1
H 5
RBI 1
BB 1
SO 9
LOB 9

Batter	1	2	3	4	5	6	7	8	9	AB	R	H	RBI	BB	SO	LOB	BOTTOM			
Ryan Theriot, R (1, 6) OBP: 0.350, SLG: 0.350										4	1	2	0	0	1	1	Chicago Cubs @ St. Louis Cardinals Busch Stadium, St. Louis, MO Fri Jun 03 2011, 7:17 PM - 9:48 PM CDT Att: 40,419 - Partly Cloudy - 93 F			
19 Jon Jay, L (1, 7) OBP: 0.398, SLG: 0.488										2	1	1	0	1	1	1				
5 Albert Pujols, R (1, 3) OBP: 0.337, SLG: 0.424										3	2	1	2	1	0	1				
12 Lance Berkman, S (1, 9) 27 Tyler Greene, R (8, 4) OBP: 0.344, SLG: 0.309										4	1	2	3	0	0	1				
28 Colby Rasmus, L (1, 8) OBP: 0.376, SLG: 0.454										3	0	0	0	1	1	2				
4 Yadier Molina, R (1, 2) OBP: 0.378, SLG: 0.466										3	0	2	0	1	0	1				
55 Skip Schumaker, L (1, 4) OBP: 0.264, SLG: 0.306										4	1	0	0	0	2	3				
33 Daniel Descalso, L (1, 5) OBP: 0.302, SLG: 0.367										4	0	1	0	0	1	0				
54 Jaime Garcia, L (1, 1) 21 Allen Craig, R (8, PH) 52 Eduardo Sanchez, R (9, 1)										2	0	0	0	0	2	0				
Inning Stats	R: 3 E: 0 K: 1 S: 15	H: 3 LOB: 1 BB: 1 P: 27	R: 0 E: 0 K: 2 S: 8	H: 0 LOB: 0 BB: 0 P: 11	R: 0 E: 0 K: 1 S: 11	H: 0 LOB: 1 BB: 1 P: 19	R: 1 E: 0 K: 0 S: 11	H: 2 LOB: 1 BB: 0 P: 17	R: 2 E: 0 K: 1 S: 22	H: 3 LOB: 1 BB: 1 P: 35	R: 0 E: 0 K: 3 S: 13	H: 1 LOB: 1 BB: 0 P: 19	R: 0 E: 0 K: 0 S: 9	H: 0 LOB: 1 BB: 1 P: 17	R: 0 E: 0 K: 0 S: 5	H: 0 LOB: 0 BB: 0 P: 7	1B: 5 2B: 2 3B: 0 HR: 2	SF: 0 SAC: 2 DP: 1 HBP: 0	WP: 1 PB: 0 SB: 1 CS: 0	PA: 36
PITCHER	IP WLS BF H R ER SO BB IBB HBP BLK WP HR S P ERA WHIP	5.0 L 25 8 0 0 3 3 0 0 0 0 0 13 19 0.00 1.000	1.0 4 1 0 0 3 0 0 0 0 0 0 0 9 17 0.00 1.000	1.0 3 0 0 0 0 0 0 0 0 0 0 0 5 7 0.00 0.000	PITCHER										IP WLS BF H R ER SO BB IBB HBP BLK WP HR S P ERA WHIP					

Chicago Cubs @ St. Louis Cardinals
Busch Stadium, St. Louis, MO
Fri Jun 03 2011, 7:17 PM - 9:48 PM CDT
Att: 40,419 - Partly Cloudy - 93 F

AB 30
R 6
H 9
RBI 5
BB 4
SO 8
LOB 10

Batter	1	2	3	4	5	6	7	8	9	10	11	12	AB	R	H	RBI	BB	SO	LOB	TOP			
1 Kosuke Fukudome, L (1.9) OBP: 0.420, SLG: 0.395													6	0	3	1	0	0	0				
15 Darwin Barney, R (1.4) OBP: 0.315, SLG: 0.370													6	0	1	0	0	1	3				
13 Starlin Castro, R (1.6) OBP: 0.328, SLG: 0.414													6	1	1	0	0	1	2				
29 Jeff Samardzija, R (12.1)													0	0	0	0	0	0	0				
22 Carlos Pena, L (1.3) OBP: 0.363, SLG: 0.389													5	1	2	2	0	2	2				
49 Carlos Marmol, R (10.1)													0	0	0	0	0	0	0				
33 DJ LeMahieu, R (12.4) OBP: 0.200, SLG: 0.200													0	0	0	0	0	0	0				
9 Blake DeWitt, L (1.5) OBP: 0.262, SLG: 0.406													5	0	1	0	0	1	3				
18 Geovany Soto, R (1.2) OBP: 0.319, SLG: 0.374													5	1	1	0	0	1	2				
21 Tyler Colvin, L (1.7) OBP: 0.175, SLG: 0.219													5	0	0	0	0	1	2				
1 Tony Campana, L (1.8) OBP: 0.290, SLG: 0.300													5	1	2	1	0	0	0				
36 Randy Wells, R (1.1) OBP: 0.300, SLG: 0.346													3	0	1	0	0	1	1				
45 Sean Marshall, L (1.1) OBP: 0.241, SLG: 0.241													0	0	0	0	0	0	0				
56 Brad Snyder, L (1.1) OBP: 0.241, SLG: 0.241													0	0	0	0	0	0	0				
34 Kerry Wood, R (1.1) OBP: 0.241, SLG: 0.241													0	0	0	0	0	0	0				
40 James Russell, L (10.1) OBP: 0.200, SLG: 0.200													0	0	0	0	0	0	0				
39 Luis Montanez, R (10.7) OBP: 0.200, SLG: 0.200													1	0	0	0	0	0	0				
Inning Stats	R: 0 E: 0 K: 12	H: 2 LOB: 2 BB: 0 P: 16	R: 0 E: 0 K: 9	H: 1 LOB: 1 BB: 0 P: 11	R: 0 E: 0 K: 7	H: 0 LOB: 0 BB: 0 P: 9	R: 0 E: 0 K: 10	H: 1 LOB: 0 BB: 0 P: 10	R: 0 E: 0 K: 10	H: 1 LOB: 2 BB: 0 P: 15	R: 0 E: 0 K: 10	H: 0 LOB: 0 BB: 0 P: 12	R: 0 E: 0 K: 11	H: 0 LOB: 0 BB: 0 P: 11	R: 0 E: 0 K: 11	H: 0 LOB: 0 BB: 0 P: 8	R: 0 E: 0 K: 7	H: 0 LOB: 0 BB: 0 P: 9	1B: 8 2B: 3 3B: 0 HR: 1	SF: 0 SAC: 0 DP: 0 HBP: 0	WP: 0 PB: 0 SB: 0 CS: 0	PA: 48	
PITCHER	26 Kyle Lohse, R (1.1) ERA: 2.41	30 Jason Motte, R (6.1) ERA: 2.19	43 Trevor Miller, L (7.1) ERA: 2.31	44 Miguel Batista, R (7.1) ERA: 2.08	59 Fernando Salas, R (10.1) ERA: 1.75	PITCHER	52 Eduardo Sanchez, R (11.1) ERA: 2.1																
IP	5.2	2.0	2.0	2.1	1.0	2.0	2.0	2.0	2.0	2.0	2.0	2.0	2.0	2.0	2.0	2.0	2.0	2.0	2.0	2.0	2.0	2.0	2.0
WLS	2	0	1	0	0	0	0	0	0	0	0	0	0	0	0	0	0	0	0	0	0	0	0
BF	28	11	4	7	3	11	6	6	6	6	6	6	6	6	6	6	6	6	6	6	6	6	6
H	4	4	0	0	0	4	5	5	5	5	5	5	5	5	5	5	5	5	5	5	5	5	5
R	4	0	0	0	0	4	5	5	5	5	5	5	5	5	5	5	5	5	5	5	5	5	5
ER	0	0	0	0	0	0	0	0	0	0	0	0	0	0	0	0	0	0	0	0	0	0	0
SO	5	0	0	1	0	12	7	7	7	7	7	7	7	7	7	7	7	7	7	7	7	7	7
BB	0	0	0	0	0	0	0	0	0	0	0	0	0	0	0	0	0	0	0	0	0	0	0
IBB	0	0	0	0	0	0	0	0	0	0	0	0	0	0	0	0	0	0	0	0	0	0	0
HBP	0	0	0	0	0	0	0	0	0	0	0	0	0	0	0	0	0	0	0	0	0	0	0
BLK	0	0	0	0	0	0	0	0	0	0	0	0	0	0	0	0	0	0	0	0	0	0	0
WP	0	0	0	0	0	0	0	0	0	0	0	0	0	0	0	0	0	0	0	0	0	0	0
HR	1	0	0	0	0	0	0	0	0	0	0	0	0	0	0	0	0	0	0	0	0	0	0
S	65	8	5	7	3	21	10	10	10	10	10	10	10	10	10	10	10	10	10	10	10	10	10
P	88	8	5	11	4	11	10	10	10	10	10	10	10	10	10	10	10	10	10	10	10	10	10
ERA	6.35	0.00	0.00	0.00	0.00	6.35	1.941	1.941	1.941	1.941	1.941	1.941	1.941	1.941	1.941	1.941	1.941	1.941	1.941	1.941	1.941	1.941	1.941
WHIP	1.941	0.000	0.000	0.000	0.000	1.941	0.000	0.000	0.000	0.000	0.000	0.000	0.000	0.000	0.000	0.000	0.000	0.000	0.000	0.000	0.000	0.000	0.000

Chicago Cubs @ St. Louis Cardinals
 Busch Stadium, St. Louis, MO
 Sat Jun 04 2011, 3:12 PM - 6:59 PM CDT
 Att. 43,195 - Partly Cloudy - 95 F

AB	48
R	4
H	12
RBI	4
BB	0
SO	9
LOB	15



Batter	1	2	3	4	5	6	7	8	9	10	11	12	AB	R	H	RBI	BB	SO	LOB	BOTTOM
Ryan Theriot, R (1.6) OBP: 0.350, SLG: 0.346													5	2	1	0	1	0	0	
19 Jon Jay, L (1.7) OBP: 0.388, SLG: 0.472													6	0	1	0	0	1	2	
5 Albert Pujols, R (1.3) OBP: 0.348, SLG: 0.459													4	3	3	4	1	0	0	
12 Lance Berkman, S (1.9) OBP: 0.444, SLG: 0.599													5	0	1	1	0	2	4	
28 Colby Rasmus, L (1.8) OBP: 0.274, SLG: 0.349													3	0	0	0	0	0	1	
44 Miguel Batista, R (7.1) ERA: 2.08													1	0	0	0	0	0	0	
38 Mark Hamilton, L (9.9) OBP: 0.250, SLG: 0.300													0	0	0	0	0	0	0	
59 Fernando Salas, R (10.9) ERA: 1.75													0	0	0	0	0	0	0	
46 Tony Chu, R (10.9) OBP: 0.270, SLG: 0.447																				

Batter	1	2	3	4	5	6	7	8	9	10	AB	R	H	RBI	BB	SO	LOB	TOP			
1 Kosuke Fukudome, L (1.9) OBP: 0.417, SLG: 0.387	L7		G4-3		SH5-3		BB			G3-1	3	0	0	0	1	0	0				
15 Darwin Barney, R (1.4) OBP: 0.317, SLG: 0.370	F8			1B		L6				K	5	1	2	0	0	1	1				
13 Starlin Castro, R (1.6) OBP: 0.329, SLG: 0.413				1B		FC5-4				L9	5	1	2	0	0	0	2				
22 Carlos Pena, L (1.3) OBP: 0.356, SLG: 0.380	K			L7		P6				P4	4	0	0	0	0	1	3				
16 Aramis Ramirez, R (1.5) OBP: 0.349, SLG: 0.402		F7		G4-3		1B				K	4	0	2	2	0	1	0				
9 Blake DeWitt, L (1.7) OBP: 0.275, SLG: 0.382				G4-3		P5				P6	4	0	0	0	0	0	2				
1 Tony Campana, L (9.8) OBP: 0.290, SLG: 0.300		G3-1									0	0	0	0	0	0	0				
21 Tyler Colvin, L (1.8) OBP: 0.167, SLG: 0.208				F9		K				L7	4	0	0	0	0	2	2				
55 Kevie Hill, S (1.2) OBP: 0.288, SLG: 0.323			K		G4-3					K	4	0	1	0	0	2	0				
38 Carlos Zambrano, S (1.1) OBP: 0.345, SLG: 0.500				G3-1		G4-3				L8	2	0	0	0	1	0	0				
45 Sean Marshall, L (8.1)											0	0	0	0	0	0	0				
56 Brad Snyder, L (9. PH)											1	0	0	0	0	0	1				
49 Carlos Marmol, R (9.1)											0	0	0	0	0	0	0				
50 Rodrigo Lopez, R (10.1)											0	0	0	0	0	0	0				
Inning Stats	R: 0 E: 0 K: 1 S: 11	H: 1 LOB: 1 BB: 0 P: 14	R: 0 E: 0 K: 1 S: 8	H: 0 LOB: 0 BB: 0 P: 9	R: 0 E: 0 K: 1 S: 6	H: 0 LOB: 0 BB: 0 P: 11	R: 2 E: 0 K: 0 S: 10	H: 3 LOB: 1 BB: 0 P: 13	R: 0 E: 0 K: 0 S: 18	H: 1 LOB: 2 BB: 1 P: 26	R: 0 E: 0 K: 1 S: 9	H: 1 LOB: 1 BB: 0 P: 13	R: 0 E: 0 K: 1 S: 7	H: 0 LOB: 0 BB: 0 P: 7	R: 0 E: 0 K: 0 S: 7	H: 1 LOB: 1 BB: 0 P: 12	R: 0 E: 0 K: 1 S: 7	H: 0 LOB: 0 BB: 0 P: 10	1B: 6 2B: 1 3B: 0 HR: 0	SF: 0 SAC: 1 DP: 0 HBP: 0	WP: 0 PA: 39 PB: 0 SB: 0 CS: 0
PITCHER	IP 9.0	WLS 36	BF 7	H 2	R 2	ER 2	SO 6	BB 2	IBB 0	HBP 0	BLK 0	WP 0	HR 0	S 84	P 118	ERA 2.00	WHIP 1.000				
29 Chris Carpenter, R (1.1) ERA: 4.25																					
59 Fernando Salas, R (10.1) ERA: 1.69	1.0	W	3	0	0	0	1	0	0	0	0	0	0	7	10	0.00	0.000				

Chicago Cubs @ St. Louis Cardinals
 Busch Stadium, St. Louis, MO
 Sun Jun 05 2011, 1:17 PM - 4:07 PM CDT
 Att. 40,701 - Cloudy - 84 F

livebaseballscorecards.com

AB 36
 R 2
 H 7
 RBI 2
 BB 2
 SO 7
 LOB 11



Batter	1	2	3	4	5	6	7	8	9	10	AB	R	H	RBI	BB	SO	LOB	BOTTOM					
Ryan Theriot, R (1.6) OBP: 0.346, SLG: 0.347	G5-3		G4-3		F9		E5				5	0	1	1	0	0	1						
19 Matt Carpenter, L (1.5) OBP: 0.200, SLG: 0.222						G3				G4-3	4	0	0	0	1	0	4						
59 Fernando Salas, R (10.1)							FC5-4				0	0	0	0	0	0	0						
5 Albert Pujols, R (1.3) OBP: 0.353, SLG: 0.473											4	2	2	1	1	2	1						
19 Jon Jay, L (1.8) OBP: 0.392, SLG: 0.469											3	0	1	0	1	0	2						
21 Allen Craig, R (1.7) OBP: 0.408, SLG: 0.526											4	0	1	1	0	2	2						
55 Skye Schumaker, L (1.9) OBP: 0.260, SLG: 0.300											3	0	1	0	0	0	2						
27 Tyler Greene, R (8. PH) OBP: 0.333, SLG: 0.298											1	0	0	0	0	0	1						
4 Yadier Molina, R (1.2) OBP: 0.376, SLG: 0.457											4	0	1	0	0	1	4						
48 Tony Cruz, R (9. PR) OBP: 0.375, SLG: 0.467											0	1	0	0	0	0	0						
33 Daniel Descalso, L (1.4) OBP: 0.298, SLG: 0.359											4	0	1	0	0	1	1						
29 Chris Carpenter, R (1.1) OBP: 0.160, SLG: 0.167											2	0	0	0	0	0	0						
28 Colby Rasmus, L (9. PH) OBP: 0.370, SLG: 0.445											1	0	0	0	0	1	1						
Inning Stats	R: 0 E: 0 K: 1 S: 9	H: 0 LOB: 1 BB: 1 P: 17	R: 0 E: 0 K: 1 S: 15	H: 0 LOB: 0 BB: 0 P: 23	R: 0 E: 0 K: 0 S: 8	H: 1 LOB: 1 BB: 0 P: 9	R: 0 E: 0 K: 1 S: 13	H: 1 LOB: 2 BB: 1 P: 19	R: 0 E: 0 K: 0 S: 7	H: 0 LOB: 0 BB: 0 P: 8	R: 1 E: 0 K: 0 S: 13	H: 3 LOB: 2 BB: 0 P: 20	R: 0 E: 1 K: 0 S: 8	H: 0 LOB: 1 BB: 0 P: 11	R: 0 E: 0 K: 2 S: 10	H: 0 LOB: 1 BB: 1 P: 15	R: 1 E: 0 K: 0 S: 17	H: 2 LOB: 2 BB: 0 P: 27	R: 1 E: 0 K: 0 S: 2	H: 1 LOB: 0 BB: 0 P: 4	1B: 6 2B: 1 3B: 0 HR: 1	SF: 0 SAC: 1 DP: 0 HBP: 0	WP: 0 PA: 39 PB: 0 SB: 0 CS: 0
PITCHER	IP 7.0	WLS 29	BF 5	H 1	R 1	ER 1	SO 3	BB 2	IBB 0	HBP 0	BLK 0	WP 0	HR 0	S 73	P 107	ERA 1.29	WHIP 1.000						
38 Carlos Zambrano, R (1.1) ERA: 3.98																							
45 Sean Marshall, L (8.1) ERA: 1.07	1.0	H	4	0	0	2	1	0	0	0	0	0	0	10	15	0.00	1.000						
49 Carlos Marmol, R (9.1) ERA: 3.33	1.0	B	5	2	1	1	2	0	0	0	0	0	0	17	27	9.00	2.000						
50 Rodrigo Lopez, R (10.1) ERA: 11.12	0.0	L	1	1	1	1	0	0	0	0	0	0	1	2	4	∞	∞						

Chicago Cubs @ St. Louis Cardinals
 Busch Stadium, St. Louis, MO
 Sun Jun 05 2011, 1:17 PM - 4:07 PM CDT
 Att. 40,701 - Cloudy - 84 F

livebaseballscorecards.com


AB 35
 R 3
 H 8
 RBI 3
 BB 3
 SO 7
 LOB 19



Batter	1	2	3	4	5	6	7	8	9	AB	R	H	RBI	BB	SO	LOB	TOP					
1 Kosuke Fukudome, L (1, 9) OBP: 0.418, SLG: 0.392										3	0	0	0	1	1	1						
15 Darwin Barney, R (1, 4) OBP: 0.332, SLG: 0.381										4	0	3	0	0	0	3						
13 Starlin Castro, R (1, 6) OBP: 0.323, SLG: 0.496										4	0	0	0	0	0	3						
22 Carlos Pena, L (1, 3) OBP: 0.357, SLG: 0.374										3	0	0	0	1	1	2						
16 Aramis Ramirez, R (1, 5) OBP: 0.341, SLG: 0.396										4	1	1	0	0	0	2						
9 Blake DeWitt, L (1, 7) OBP: 0.325, SLG: 0.461										4	1	3	1	0	0	0						
1 Tony Campana, L (1, 8) OBP: 0.257, SLG: 0.265										3	0	0	0	0	2	2	AB 33					
39 Luis Montanez, R (9, PH) OBP: 0.353, SLG: 0.438										1	0	1	1	0	0	0	R 2					
18 Geovany Soto, R (1, 2) OBP: 0.309, SLG: 0.359										4	0	1	0	0	1	2	H 10					
32 Doug Davis, R (1, 1) OBP: 0.256, SLG: 0.256										1	0	0	0	0	0	0	RBI 2					
50 Rodrigo Lopez, R (5, 1) OBP: 0.256, SLG: 0.256										0	0	0	0	0	0	0	BB 2					
56 Brad Snyder, L (7, PH) OBP: 0.256, SLG: 0.256										1	0	0	0	0	0	0	SO 5					
43 John Grabow, L (7, 1) OBP: 0.256, SLG: 0.256										0	0	0	0	0	0	0	LOB 15					
29 Jeff Samardzija, R (8, 1) OBP: 0.345, SLG: 0.438										1	0	0	0	0	0	0						
33 DJ LeMahieu, R (8, PH) OBP: 0.345, SLG: 0.438										1	0	0	0	0	0	0						
Inning Stats	R: 0 E: 0 K: 2 S: 8	H: 1 LOB: 1 BB: 0 P: 14	R: 1 E: 0 K: 0 S: 13	H: 3 LOB: 3 BB: 1 P: 30	R: 0 E: 0 K: 0 S: 7	H: 0 LOB: 0 BB: 0 P: 11	R: 0 E: 0 K: 1 S: 6	H: 1 LOB: 0 BB: 0 P: 8	R: 0 E: 0 K: 0 S: 10	H: 0 LOB: 0 BB: 0 P: 16	R: 0 E: 0 K: 0 S: 5	H: 1 LOB: 1 BB: 0 P: 16	R: 0 E: 0 K: 2 S: 12	H: 1 LOB: 1 BB: 0 P: 16	R: 0 E: 0 K: 0 S: 7	H: 1 LOB: 1 BB: 0 P: 11	R: 1 E: 0 K: 0 S: 16	H: 2 LOB: 0 BB: 0 P: 23	1B: 7 2B: 3 3B: 0 HR: 0	SF: 0 SAC: 1 DP: 3 HBP: 0	WP: 0 PB: 0 SB: 0 CS: 0	PA: 36
PITCHER	IP WLS BF H R ER SO BB IBB HBP BLK WP HR S P ERA WHIP																					
36 Edinson Volquez, R (1, 1) ERA: 5.74	7.0 W 28 7 1 1 5 2 0 0 0 0 0 0 61 105 1.29 1.286																					
40 Nick Masset, R (8, 1) ERA: 4.18	1.0 4 1 0 0 0 0 0 0 0 0 0 0 7 11 0.00 1.000																					
57 Jeremy Horst, L (9, 1) ERA: 3.24	1.0 4 2 1 1 0 0 0 0 0 0 0 0 16 23 9.00 2.000																					

Chicago Cubs @ Cincinnati Reds
Great American Ball Park, Cincinnati, OH
Tue Jun 07 2011, 7:12 PM - 10:04 PM EDT
Att: 24,921 - Partly Cloudy - 89 F


AB 33
R 2
H 10
RBI 2
BB 2
SO 5
LOB 15



Batter	1	2	3	4	5	6	7	8	9	AB	R	H	RBI	BB	SO	LOB	BOTTOM			
6 Drew Stubbs, R (1, 8) OBP: 0.336, SLG: 0.426										4	1	2	1	0	1	1				
4 Brandon Phillips, R (1, 4) OBP: 0.348, SLG: 0.404										4	1	1	0	1	2	2				
19 Joey Votto, L (1, 3) OBP: 0.467, SLG: 0.527										3	1	1	1	2	0	2				
32 Jay Bruce, L (1, 9) OBP: 0.363, SLG: 0.571										3	2	1	0	1	1	4				
31 Jonny Gomes, R (1, 7) OBP: 0.319, SLG: 0.401										3	0	1	1	0	2	4				
40 Nick Masset, R (8, 1) ERA: 4.18										0	0	0	0	0	0	0				
57 Jeremy Horst, L (9, 1) OBP: 1.000, SLG: 1.000										0	0	0	0	0	0	0				
43 Miguel Cairo, R (1, 5) OBP: 0.356, SLG: 0.398										4	1	2	4	0	0	3				
55 Ramon Hernandez, R (1, 2) OBP: 0.374, SLG: 0.528										3	0	0	1	0	0	1				
7 Paul Janish, R (1, 6) OBP: 0.259, SLG: 0.260										4	1	1	0	0	1	1				
36 Edinson Volquez, R (1, 1) ERA: 5.38	4.1 L 22 7 4 4 4 3 0 0 0 0 0 0 10 14 0.00 0.000																			
50 Rodrigo Lopez, R (5, 1) ERA: 8.59	1.2 6 0 0 0 1 0 0 0 0 0 0 0 10 14 0.00 0.000																			
43 John Grabow, L (7, 1) ERA: 5.04	1.0 7 3 4 4 1 1 0 0 0 0 0 1 14 24 36.00 4.000																			
29 Jeff Samardzija, R (8, 1) ERA: 4.94	1.0 4 0 0 0 1 0 0 0 1 0 0 0 11 16 0.00 0.000																			
Inning Stats	R: 0 E: 0 K: 0 S: 8	H: 0 LOB: 1 BB: 0 P: 14	R: 0 E: 0 K: 0 S: 8	H: 1 LOB: 0 BB: 0 P: 14	R: 1 E: 0 K: 1 S: 11	H: 2 LOB: 1 BB: 0 P: 14	R: 1 E: 0 K: 2 S: 10	H: 2 LOB: 1 BB: 0 P: 14	R: 2 E: 0 K: 1 S: 13	H: 2 LOB: 2 BB: 2 P: 28	R: 0 E: 1 K: 1 S: 7	H: 0 LOB: 1 BB: 0 P: 9	R: 4 E: 0 K: 1 S: 14	H: 3 LOB: 0 BB: 1 P: 24	R: 0 E: 0 K: 1 S: 11	H: 0 LOB: 1 BB: 0 P: 16	1B: 7 2B: 2 3B: 0 HR: 1	SF: 2 SAC: 2 DP: 1 HBP: 1	WP: 0 PB: 0 SB: 0 CS: 0	PA: 39
PITCHER	IP WLS BF H R ER SO BB IBB HBP BLK WP HR S P ERA WHIP																			
32 Doug Davis, L (1, 1) ERA: 6.38	4.1 L 22 7 4 4 4 3 0 0 0 0 0 0 10 14 0.00 0.000																			
50 Rodrigo Lopez, R (5, 1) ERA: 8.59	1.2 6 0 0 0 1 0 0 0 0 0 0 0 10 14 0.00 0.000																			
43 John Grabow, L (7, 1) ERA: 5.04	1.0 7 3 4 4 1 1 0 0 0 0 0 1 14 24 36.00 4.000																			
29 Jeff Samardzija, R (8, 1) ERA: 4.94	1.0 4 0 0 0 1 0 0 0 1 0 0 0 11 16 0.00 0.000																			

Chicago Cubs @ Cincinnati Reds
Great American Ball Park, Cincinnati, OH
Tue Jun 07 2011, 7:12 PM - 10:04 PM EDT
Att: 24,921 - Partly Cloudy - 89 F

AB 30
R 8
H 10
RBI 8
BB 4
SO 7
LOB 18



Batter	1	2	3	4	5	6	7	8	9	AB	R	H	RBI	BB	SO	LOB	TOP			
1 Kosuke Fukudome, L (1.9) OBP: 0.423, SLG: 0.407	G6-3		F9				15 PB SH1-3 2B			4	1	2	0	1	0	0	Chicago Cubs @ Cincinnati Reds Great American Ball Park, Cincinnati, OH Wed Jun 08 2011, 12:37 PM - 3:40 PM EDT Att: 31,367 - Partly Cloudy - 90 F			
15 Darwin Barney, R (1.6) OBP: 0.326, SLG: 0.374	G5-3			G1-3	F9		SH1-3	F8		4	0	0	0	0	0	3				
9 Blake DeWitt, L (1.4) OBP: 0.317, SLG: 0.444 49 Carlos Marmol, R (9.1)				E6	G4-3		K		F7	5	1	1	0	0	1	2				
22 Carlos Pena, L (1.3) OBP: 0.358, SLG: 0.389	G4-3				L7					0	0	0	0	0	0	0				
16 Aramis Ramirez, R (1.5) OBP: 0.342, SLG: 0.408	L4				HR				F8	4	1	1	1	1	0	0				
56 Brad Snyder, L (1.7) OBP: 0.125, SLG: 0.125 34 Kerry Wood, R (7.1)	K				G4-3					4	0	0	0	0	0	3				
45 Sean Marshall, L (8.1)							K			0	0	0	0	0	0	0				
33 DJ LeMahieu, R (9.4) OBP: 0.143, SLG: 0.143							K			0	0	0	0	0	0	0				
1 Tony Campana, L (1.8) OBP: 0.282, SLG: 0.289	G1-3				55 B 1B				L7	4	0	2	0	0	0	0				
55 Koyie Hill, S (1.2) OBP: 0.293, SLG: 0.353				G1-3						3	0	2	0	1	0	0				
46 Ryan Dempster, R (1.1) OBP: 0.125, SLG: 0.087 39 Luis Montanez, R (7.7) OBP: 0.333, SLG: 0.412				L9	G1-3				G1-3	3	0	0	0	0	1	4				
Inning Stats	R: 0 E: 0 K: 0 S: 7	H: 1 LOB: 1 BB: 0 P: 13	R: 0 E: 0 K: 1 S: 8	H: 0 LOB: 0 BB: 0 P: 9	R: 0 E: 0 K: 0 S: 7	H: 0 LOB: 0 BB: 0 P: 10	R: 3 E: 1 K: 0 S: 20	H: 4 LOB: 2 BB: 0 P: 28	R: 0 E: 0 K: 2 S: 12	H: 1 LOB: 2 BB: 1 P: 20	R: 1 E: 0 K: 2 S: 15	H: 1 LOB: 2 BB: 2 P: 30	R: 0 E: 0 K: 0 S: 16	H: 1 LOB: 2 BB: 1 P: 30	R: 0 E: 0 K: 1 S: 6	H: 0 LOB: 0 BB: 0 P: 10	1B: 4 2B: 3 3B: 0 HR: 2	SF: 0 SAC: 1 DP: 0 HBP: 0	WP: 0 PB: 1 SB: 1 CS: 0	PA: 41
PITCHER	IP WLS BF H R ER SO BB IBB HBP BLK WP HR S P ERA WHIP																			
61 Bronson Arroyo, R (1.1) ERA: 5.28	6.1 L 29 8 4 3 3 0 1 0 0 0 2 66 98 4.26 1.263																			
45 Bill Bray, L (7.1) ERA: 1.66	0.1 2 0 0 0 1 1 0 0 0 0 0 5 11 0.00 3.000																			
33 Jose Arredondo, R (7.1) ERA: 1.5	0.1 2 0 0 0 1 1 0 0 0 0 0 5 11 0.00 3.000																			
66 Logan Ondrusek, R (8.1) ERA: 1.87	1.0 5 1 0 0 0 1 0 0 0 0 0 16 30 0.00 2.000																			
48 Francisco Cordero, R (9.1) ERA: 1.53	1.0 3 0 0 0 1 0 0 0 0 0 0 6 10 0.00 0.000																			

AB	36
R	4
H	9
RBI	3
BB	4
SO	6
LOB	14



Batter	1	2	3	4	5	6	7	8	9	AB	R	H	RBI	BB	SO	LOB	BOTTOM			
6 Drew Stubbs, R (1.8) OBP: 0.334, SLG: 0.423	L6		4 S G4-3 32 B 1B							4	1	1	0	0	2	0	Chicago Cubs @ Cincinnati Reds Great American Ball Park, Cincinnati, OH Wed Jun 08 2011, 12:37 PM - 3:40 PM EDT Att: 31,367 - Partly Cloudy - 90 F			
4 Brandon Phillips, R (1.4) OBP: 0.346, SLG: 0.399	19 B HBP		G4-3							3	0	0	0	0	0	1				
19 Joey Votto, L (1.3) OBP: 0.464, SLG: 0.522	32 BB 1B									4	0	1	0	0	3	1				
32 Jay Bruce, L (1.9) OBP: 0.365, SLG: 0.568										3	0	1	1	1	1	0				
43 Miguel Cairo, R (1.5) OBP: 0.343, SLG: 0.381	F4		FC6-4							4	0	0	0	0	1	4				
15 Fred Lewis, L (1.7) OBP: 0.257, SLG: 0.299	G3-1									4	0	0	0	0	2	3				
29 Ryan Hanigan, R (1.2) OBP: 0.348, SLG: 0.325	G6-3									3	0	0	0	0	0	0				
7 Paul Janish, R (1.6) OBP: 0.261, SLG: 0.273	G6-3									3	0	1	0	0	1	0				
61 Bronson Arroyo, R (1.1) ERA: 5.28 45 Bill Bray, L (7.1) ERA: 1.66 33 Jose Arredondo, R (7.1) ERA: 1.5 31 Jonny Gomes, R (7.9) ERA: 3.0 66 Logan Ondrusek, R (8.1) ERA: 1.87 48 Francisco Cordero, R (9.1) ERA: 1.53	K									2	0	0	0	0	1	0				
Inning Stats	R: 0 E: 0 K: 0 S: 11	H: 1 LOB: 3 BB: 1 P: 23	R: 0 E: 0 K: 1 S: 6	H: 0 LOB: 0 BB: 0 P: 11	R: 1 E: 0 K: 1 S: 17	H: 2 LOB: 1 BB: 0 P: 29	R: 0 E: 0 K: 2 S: 12	H: 0 LOB: 0 BB: 0 P: 19	R: 0 E: 0 K: 3 S: 11	H: 0 LOB: 0 BB: 0 P: 19	R: 0 E: 0 K: 2 S: 12	H: 1 LOB: 1 BB: 0 P: 19	R: 0 E: 0 K: 2 S: 9	H: 0 LOB: 0 BB: 0 P: 13	R: 0 E: 0 K: 0 S: 8	H: 0 LOB: 0 BB: 0 P: 12		1B: 3 2B: 0 3B: 1 HR: 0	SF: 0 SAC: 0 DP: 0 HBP: 1	WP: 0 PB: 0 SB: 1 CS: 0
PITCHER	IP WLS BF H R ER SO BB IBB HBP BLK WP HR S P ERA WHIP																			
46 Ryan Dempster, R (1.1) ERA: 5.96	6.0 W 23 3 1 1 0 1 0 0 0 0 0 64 113 1.50 0.667																			
34 Kerry Wood, R (7.1) ERA: 2.25	1.0 H 4 1 0 0 2 0 0 0 0 0 0 12 19 0.00 1.000																			
45 Sean Marshall, L (8.1) ERA: 1.03	1.0 H 3 0 0 0 2 0 0 0 0 0 0 9 13 0.00 0.000																			
49 Carlos Marmol, R (9.1) ERA: 3.21	1.0 S 3 0 0 0 0 0 0 0 0 0 0 8 12 0.00 0.000																			

AB	31
R	1
H	4
RBI	1
BB	1
SO	12
LOB	10



Batter	1	2	3	4	5	6	7	8	9	AB	R	H	RBI	BB	SO	LOB	TOP					
1 Kosuke Fukudome, L (1, 9) OBP: 0.420, SLG: 0.398										4	0	2	0	1	1	3	Chicago Cubs @ Philadelphia Phillies Citizens Bank Park, Philadelphia, PA Fri Jun 10 2011, 7:08 PM - 10:15 PM EDT Att: 45,602 - Overcast - 82 F					
15 Darwin Barney, R (1, 4) OBP: 0.320, SLG: 0.360										4	1	0	0	1	2	5						
13 Starlin Castro, R (1, 6) OBP: 0.328, SLG: 0.413										5	1	2	0	0	1	4						
22 Carlos Pena, L (1, 3) OBP: 0.355, SLG: 0.386										4	1	0	0	1	2	2						
16 Aramis Ramirez, R (1, 5) OBP: 0.342, SLG: 0.405										4	1	1	2	0	0	1						
9 Blake DeWitt, L (1, 7) OBP: 0.308, SLG: 0.438										3	1	1	0	1	1	1						
18 Geovany Soto, R (1, 2) OBP: 0.310, SLG: 0.386										4	0	1	1	0	2	1						
21 Tyler Colvin, L (1, 8) OBP: 0.188, SLG: 0.227										3	0	1	0	0	0	0						
39 Luis Montanez, R (8, PH) OBP: 0.350, SLG: 0.421										1	0	1	2	0	0	0						
38 Carlos Zambrano, S (1, 1) OBP: 0.344, SLG: 0.484										3	0	1	0	0	2	1						
40 James Russell, L (7, 1) OBP: 0.125, SLG: 0.125										0	0	0	0	0	0	0						
33 DJ LeMahieu, R (8, PH) OBP: 0.125, SLG: 0.125										0	0	0	0	0	0	0						
56 Brad Snyder, L (8, PH) OBP: 0.111, SLG: 0.111										1	0	0	0	0	1	2						
29 Jeff Samardzija, R (8, 1) OBP: 0.111, SLG: 0.111										0	0	0	0	0	0	0						
Inning Stats	R: 0 E: 0 K: 2 S: 10	H: 1 LOB: 1 BB: 0 P: 14	R: 0 E: 0 K: 2 S: 9	H: 0 LOB: 0 BB: 0 P: 11	R: 0 E: 0 K: 2 S: 18	H: 2 LOB: 2 BB: 0 P: 28	R: 0 E: 0 K: 0 S: 8	H: 1 LOB: 1 BB: 0 P: 13	R: 0 E: 0 K: 1 S: 9	H: 1 LOB: 1 BB: 0 P: 12	R: 0 E: 0 K: 0 S: 11	H: 1 LOB: 1 BB: 0 P: 15	R: 0 E: 0 K: 2 S: 8	H: 0 LOB: 0 BB: 0 P: 13	R: 5 E: 0 K: 1 S: 29	H: 4 LOB: 2 BB: 3 P: 47	R: 0 E: 0 K: 2 S: 8	H: 0 LOB: 0 BB: 1 P: 13	1B: 8 2B: 2 3B: 1 HR: 0	SF: 0 SAC: 0 DP: 1 HBP: 0	WP: 0 PB: 1 SB: 0 CS: 0	PA: 40
PITCHER	IP WLS BF H R ER SO BB IBB HBP BLK WP HR S P ERA WHIP																					
34 Roy Halladay, R (1, 1) ERA: 2.39	7.0 W 27 6 0 0 9 0 0 0 0 0 0 73 106 0.00 0.857																					
52 Jose Contreras, R (8, 1) ERA: 4.26	0.1 5 2 4 4 0 2 0 0 0 0 0 19 28 108.00 12.000																					
16 J.C. Romero, L (8, 1) ERA: 4.11	0.0 3 2 1 1 0 1 0 0 0 0 0 6 14 ∞ ∞																					
40 Michael Stutes, R (8, 1) ERA: 2.55	1.1 H 4 0 0 0 2 1 0 0 0 0 0 9 15 0.00 0.750																					
37 Antonio Bastardo, L (9, 1) ERA: 1.15	0.1 S 1 0 0 0 1 0 0 0 0 0 0 3 3 0.00 0.000																					

AB	36
R	5
H	10
RBI	5
BB	4
SO	12
LOB	20



Batter	1	2	3	4	5	6	7	8	9	AB	R	H	RBI	BB	SO	LOB	BOTTOM			
11 Jimmy Rollins, S (1, 6) OBP: 0.336, SLG: 0.365										3	1	0	0	2	2	1	Chicago Cubs @ Philadelphia Phillies Citizens Bank Park, Philadelphia, PA Fri Jun 10 2011, 7:08 PM - 10:15 PM EDT Att: 45,602 - Overcast - 82 F			
8 Shane Victorino, S (1, 8) OBP: 0.345, SLG: 0.468										4	1	2	0	0	0	0				
26 Chase Utley, L (1, 4) OBP: 0.347, SLG: 0.328										4	1	1	0	1	2	2				
6 Ryan Howard, L (1, 3) OBP: 0.329, SLG: 0.469										2	1	0	1	2	1	3				
27 Placido Polanco, R (1, 5) OBP: 0.360, SLG: 0.394										3	1	1	4	1	0	3				
29 Raul Ibanez, L (1, 7) OBP: 0.301, SLG: 0.421										3	1	2	0	1	0	2				
9 Dominic Brown, L (1, 9) OBP: 0.319, SLG: 0.422										4	1	1	2	0	1	2				
51 Carlos Ruiz, R (1, 2) OBP: 0.360, SLG: 0.348										4	0	1	0	0	1	2				
34 Roy Halladay, R (1, 1) ERA: 2.39	6.1 L 32 7 7 7 5 6 1 0 0 0 0 68 128 9.95 2.053																			
40 James Russell, L (7, 1) ERA: 5.4	0.2 4 1 0 0 2 0 0 0 0 0 0 12 20 0.00 1.500																			
29 Jeff Samardzija, R (8, 1) ERA: 4.41	1.0 3 0 0 0 2 0 0 0 0 0 0 9 14 0.00 0.000																			
Inning Stats	R: 1 E: 0 K: 0 S: 10	H: 1 LOB: 1 BB: 1 P: 15	R: 2 E: 0 K: 1 S: 10	H: 1 LOB: 0 BB: 1 P: 19	R: 0 E: 0 K: 1 S: 14	H: 0 LOB: 2 BB: 2 P: 26	R: 0 E: 0 K: 1 S: 8	H: 1 LOB: 1 BB: 0 P: 16	R: 0 E: 0 K: 1 S: 13	H: 2 LOB: 1 BB: 0 P: 20	R: 0 E: 0 K: 1 S: 8	H: 1 LOB: 0 BB: 0 P: 13	R: 4 E: 1 K: 2 S: 17	H: 2 LOB: 2 BB: 3 P: 39	R: 0 E: 0 K: 2 S: 9	H: 0 LOB: 0 BB: 0 P: 14	1B: 5 2B: 1 3B: 0 HR: 2	SF: 0 SAC: 2 DP: 1 HBP: 0	WP: 0 PB: 0 SB: 0 CS: 0	PA: 39
PITCHER	IP WLS BF H R ER SO BB IBB HBP BLK WP HR S P ERA WHIP																			
38 Carlos Zambrano, R (1, 1) ERA: 4.4	6.1 L 32 7 7 7 5 6 1 0 0 0 0 68 128 9.95 2.053																			
40 James Russell, L (7, 1) ERA: 5.4	0.2 4 1 0 0 2 0 0 0 0 0 0 12 20 0.00 1.500																			
29 Jeff Samardzija, R (8, 1) ERA: 4.41	1.0 3 0 0 0 2 0 0 0 0 0 0 9 14 0.00 0.000																			

AB	30
R	7
H	8
RBI	7
BB	7
SO	9
LOB	18



Batter	1	2	3	4	5	6	7	8	9	AB	R	H	RBI	BB	SO	LOB	TOP							
1 Kosuke Fukudome, L (1, 9) OBP: 0.411, SLG: 0.389										4	0	0	0	0	2	2	Chicago Cubs @ Philadelphia Phillies Citizens Bank Park, Philadelphia, PA Sun Jun 12 2011, 1:39 PM - 4:24 PM EDT Att: 45,361 - Overcast - 75 F							
15 Darwin Barney, R (1, 4) OBP: 0.322, SLG: 0.361										4	1	1	0	0	1	0								
13 Starlin Castro, R (1, 6) OBP: 0.326, SLG: 0.410										4	1	1	1	0	0	0								
22 Carlos Pena, L (1, 3) OBP: 0.353, SLG: 0.379										3	0	1	0	1	1	1								
16 Aramis Ramirez, R (1, 5) OBP: 0.335, SLG: 0.408										4	1	1	2	0	1	2								
9 Blake DeWitt, L (1, 7) OBP: 0.303, SLG: 0.423											4	0	1	0	0	0		0						
21 Tyler Colvin, L (1, 8) OBP: 0.175, SLG: 0.211										4	0	0	0	0	2	2								
55 Koyie Hill, S (1, 2) OBP: 0.304, SLG: 0.352											3	0	1	0	1	1		0						
33 DJ LeMahieu, R (9, PR) OBP: 0.111, SLG: 0.111											2	0	0	0	0	0		2						
32 Doug Davis, R (1, 1) 29 Jeff Samardzija, R (6, 1) 1 Tony Campana, L (7, PH) 45 Sean Marshall, L (7, 1) 50 Rodrigo Lopez, R (8, 1) 43 John Grabow, L (8, 1) 18 Geovany Soto, R (9, PH) OBP: 0.286, SLG: 0.376											1	0	0	0	0	0		1						
Inning Stats	R: 3 E: 0 K: 1 S: 20	H: 4 LOB: 1 BB: 0 P: 29	R: 0 E: 0 K: 0 S: 7	H: 0 LOB: 0 BB: 0 P: 14	R: 0 E: 0 K: 0 S: 7	H: 1 LOB: 1 BB: 0 P: 8	R: 0 E: 1 K: 0 S: 8	H: 0 LOB: 2 BB: 1 P: 16	R: 0 E: 0 K: 0 S: 7	H: 0 LOB: 1 BB: 1 P: 12	R: 0 E: 0 K: 2 S: 8	H: 0 LOB: 0 BB: 0 P: 14	R: 0 E: 0 K: 2 S: 10	H: 0 LOB: 0 BB: 0 P: 15	R: 0 E: 0 K: 2 S: 7	H: 0 LOB: 0 BB: 0 P: 10	R: 0 E: 0 K: 1 S: 14	H: 1 LOB: 1 BB: 0 P: 17	1B: 4 2B: 1 3B: 0 HR: 1	SF: 0 SAC: 0 DP: 0 HBP: 0	WP: 0 PB: 0 SB: 0 CS: 0	PA: 36		
PITCHER	IP WLS BF H R ER SO BB IBB HBP BLK WP HR S P ERA WHIP	7.0 W 29 5 3 3 5 2 0 0 0 0 1 67 108 3.86 1.000	1.0 H 3 0 0 0 2 0 0 0 0 0 0 7 10 0.00 0.000	1.0 S 4 1 0 0 1 0 0 0 0 0 0 0 14 17 0.00 1.000																				

AB 34
R 3
H 6
RBI 3
BB 2
SO 8
LOB 10



Batter	1	2	3	4	5	6	7	8	9	AB	R	H	RBI	BB	SO	LOB	BOTTOM					
11 Jimmy Rollins, S (1, 6) OBP: 0.331, SLG: 0.356										5	0	1	0	0	0	0	Chicago Cubs @ Philadelphia Phillies Citizens Bank Park, Philadelphia, PA Sun Jun 12 2011, 1:39 PM - 4:24 PM EDT Att: 45,361 - Overcast - 75 F					
8 Shane Victorino, S (1, 8) OBP: 0.363, SLG: 0.472										2	2	0	0	1	0	1						
26 Chase Utley, L (1, 4) OBP: 0.370, SLG: 0.420										3	2	2	0	1	0	1						
6 Ryan Howard, L (1, 3) OBP: 0.336, SLG: 0.474										3	0	3	3	1	0	0						
10 Ben Francisco, R (1, 9) OBP: 0.338, SLG: 0.372										1	0	0	0	2	0	1						
27 Placido Polanco, R (7, PH) OBP: 0.357, SLG: 0.391										1	0	0	0	0	0	1						
40 Michael Stutes, R (8, 1) 46 Ryan Madson, L (9, 1)										0	0	0	0	0	0	0						
29 Raul Ibanez, L (1, 7) OBP: 0.300, SLG: 0.419										4	0	1	1	0	2	5						
51 Carlos Ruiz, R (1, 2) OBP: 0.360, SLG: 0.340										4	0	0	0	0	3	8						
21 Wilson Valdez, R (1, 5) OBP: 0.279, SLG: 0.295										4	0	0	0	0	0	3						
44 Roy Oswalt, R (1, 1) OBP: 0.158, SLG: 0.111										3	0	0	0	0	3	0						
9 Domic Brown, L (8, 9) OBP: 0.312, SLG: 0.397										1	0	0	0	0	0	0						
Inning Stats	R: 1 E: 0 K: 1 S: 15	H: 3 LOB: 3 BB: 1 P: 25	R: 0 E: 0 K: 1 S: 9	H: 0 LOB: 0 BB: 0 P: 14	R: 1 E: 0 K: 1 S: 17	H: 2 LOB: 3 BB: 2 P: 32	R: 0 E: 0 K: 1 S: 10	H: 0 LOB: 1 BB: 1 P: 17	R: 0 E: 0 K: 2 S: 12	H: 0 LOB: 1 BB: 1 P: 20	R: 0 E: 0 K: 1 S: 8	H: 0 LOB: 0 BB: 0 P: 11	R: 2 E: 0 K: 1 S: 14	H: 2 LOB: 1 BB: 0 P: 25	R: 0 E: 0 K: 0 S: 5	H: 0 LOB: 0 BB: 0 P: 8	1B: 5 2B: 2 3B: 0 HR: 0	SF: 0 SAC: 0 DP: 0 HBP: 1	WP: 0 PB: 0 SB: 0 CS: 0	PA: 37		
PITCHER	IP WLS BF H R ER SO BB IBB HBP BLK WP HR S P ERA WHIP	5.0 2 25 5 2 2 2 5 0 0 0 0 0 0 8 11 0.00 0.000	1.0 H 3 0 0 0 1 0 0 0 0 0 0 8 11 0.00 0.000	1.0 L 6 2 2 2 1 0 0 0 1 0 0 0 14 25 18.00 2.000	0.1 1 0 0 0 0 0 0 0 0 0 0 1 2 0.00 0.000	0.2 2 0 0 0 0 0 0 0 0 0 0 4 6 0.00 0.000																

AB 31
R 4
H 7
RBI 4
BB 5
SO 8
LOB 20



Batter	1	2	3	4	5	6	7	8	9	AB	R	H	RBI	BB	SO	LOB	TOP										
23 Rickie Weeks Jr., R OBP: 0.352, SLG: 0.483	P6		K		G3			G4-3		4	0	0	0	0	1	1											
25 Mark Kotsay, L OBP: 0.333, SLG: 0.305	F7		K						K	4	0	0	0	0	3	0											
8 Ryan Braun, R OBP: 0.396, SLG: 0.555	1B				G5-3		F7		F8	4	0	1	0	0	0	0											
28 Prince Fielder, L OBP: 0.416, SLG: 0.622	1B				K					2	0	0	0	2	2	0											
14 Casey McGehee, R OBP: 0.284, SLG: 0.320	L9				1B					4	0	1	0	0	1	3											
1 Cory Hart, R OBP: 0.324, SLG: 0.489		E6			F8					3	0	0	0	0	1	1											
3 Yuniesky Betancourt, R OBP: 0.253, SLG: 0.340		F9								3	0	1	0	0	0	1											
33 Wil Nieves, R OBP: 0.189, SLG: 0.180										2	0	0	0	0	0	2											
30 Craig Counsell, L OBP: 0.325, SLG: 0.273										1	0	0	0	0	0	0											
50 Kameron Loe, R										0	0	0	0	0	0	0											
43 Randy Wolf, L OBP: 0.154, SLG: 0.269										2	0	1	0	0	1	0											
20 Jonathan Lucroy, R OBP: 0.311, SLG: 0.422										1	0	0	0	0	1	0											
Inning Stats	R: 0 E: 0 K: 0 S: 10	H: 1 LOB: 2 BB: 1 P: 23	R: 0 E: 1 K: 0 S: 7	H: 0 LOB: 0 BB: 0 P: 10	R: 0 E: 0 K: 3 S: 14	H: 0 LOB: 0 BB: 0 P: 18	R: 0 E: 0 K: 1 S: 7	H: 1 LOB: 1 BB: 0 P: 12	R: 0 E: 0 K: 2 S: 14	H: 2 LOB: 1 BB: 0 P: 23	R: 0 E: 0 K: 2 S: 9	H: 0 LOB: 0 BB: 0 P: 11	R: 0 E: 0 K: 1 S: 7	H: 0 LOB: 0 BB: 0 P: 12	R: 0 E: 0 K: 1 S: 9	H: 0 LOB: 0 BB: 0 P: 14	R: 0 E: 0 K: 2 S: 13	H: 0 LOB: 1 BB: 1 P: 24	1B: 2 2B: 2 3B: 0 HR: 0	SF: 0 SAC: 0 DP: 1 HBP: 0	WP: 0 PB: 0 SB: 1 CS: 1	PA: 32					
PITCHER	IP	WLS	BF	H	R	ER	SO	BB	IBB	HBP	BLK	WP	HR	S	P	ERA	WHIP										
46 Ryan Dempster, R ERA: 5.48	7.0		25	4	0	0	7	0	1	0	0	0	0	68	109	0.00	0.571										
29 Jeff Samardzija, R ERA: 4.17	1.0	W	3	0	0	0	1	0	0	0	0	0	0	9	14	0.00	0.000										
49 Carlos Marmol, R ERA: 3.0	1.0	S	4	0	0	0	2	1	0	0	0	0	0	13	24	0.00	1.000										

Milwaukee Brewers @ Chicago Cubs
Wrigley Field, Chicago, IL
Mon Jun 13 2011, 7:09 PM - 9:36 PM CDT
Att: 39,070 - Partly Cloudy - 63 F

AB 30
R 0
H 4
RBI 0
BB 2
SO 10
LOB 8



Batter	1	2	3	4	5	6	7	8	9	AB	R	H	RBI	BB	SO	LOB	BOTTOM										
13 Starlin Castro, R OBP: 0.329, SLG: 0.415	2B		1B			F7		G6-3		4	0	2	0	0	0	0											
15 Darwin Barney, R OBP: 0.321, SLG: 0.359	L4		K							4	1	1	0	0	2	2											
3 Jeff Baker, R OBP: 0.360, SLG: 0.478										3	0	1	0	0	1	1											
22 Carlos Pena, L OBP: 0.356, SLG: 0.387										1	0	1	0	0	0	0											
16 Aramis Ramirez, R OBP: 0.329, SLG: 0.401	G1-3									4	0	0	1	0	0	3											
18 Geovany Soto, R OBP: 0.307, SLG: 0.374		G5-3								4	0	1	0	0	1	2											
39 Luis Montanez, R OBP: 0.321, SLG: 0.370		G6-3								4	0	1	0	0	0	3											
33 DJ LeMahieu, R OBP: 0.167, SLG: 0.167										3	0	1	0	0	1	0											
1 Kosuke Fukudome, L OBP: 0.411, SLG: 0.389										0	0	0	0	0	0	0											
1 Tony Campana, L OBP: 0.250, SLG: 0.256										3	0	0	0	0	2	2											
46 Ryan Dempster, R OBP: 0.111, SLG: 0.077										2	0	0	0	0	1	0											
9 Blake DeWitt, L OBP: 0.300, SLG: 0.418										1	0	0	0	0	0	2											
29 Jeff Samardzija, R										0	0	0	0	0	0	0											
49 Carlos Marmol, R										0	0	0	0	0	0	0											
Inning Stats	R: 0 E: 0 K: 1 S: 11	H: 1 LOB: 0 BB: 0 P: 21	R: 0 E: 0 K: 1 S: 8	H: 0 LOB: 0 BB: 0 P: 11	R: 0 E: 0 K: 2 S: 13	H: 1 LOB: 1 BB: 0 P: 16	R: 0 E: 0 K: 0 S: 9	H: 1 LOB: 1 BB: 0 P: 13	R: 0 E: 0 K: 2 S: 8	H: 0 LOB: 0 BB: 0 P: 9	R: 0 E: 0 K: 1 S: 12	H: 1 LOB: 2 BB: 0 P: 20	R: 0 E: 0 K: 0 S: 7	H: 2 LOB: 2 BB: 0 P: 8	R: 1 E: 0 K: 1 S: 14	H: 2 LOB: 2 BB: 0 P: 18	1B: 6 2B: 2 3B: 0 HR: 0	SF: 0 SAC: 0 DP: 0 HBP: 0	WP: 0 PB: 0 SB: 1 CS: 0	PA: 33							
PITCHER	IP	WLS	BF	H	R	ER	SO	BB	IBB	HBP	BLK	WP	HR	S	P	ERA	WHIP										
43 Randy Wolf, L ERA: 3.2	7.0		27	6	0	0	7	0	0	0	0	0	0	68	98	0.00	0.857										
50 Kameron Loe, R ERA: 5.23	1.0	L	6	2	1	1	1	0	0	0	0	0	0	14	18	9.00	2.000										

Milwaukee Brewers @ Chicago Cubs
Wrigley Field, Chicago, IL
Mon Jun 13 2011, 7:09 PM - 9:36 PM CDT
Att: 39,070 - Partly Cloudy - 63 F

AB 33
R 1
H 8
RBI 1
BB 0
SO 8
LOB 15



Batter	1	2	3	4	5	6	7	8	9	10	AB	R	H	RBI	BB	SO	LOB	TOP				
23 Rickie Weeks Jr., R OBP: 0.355, SLG: 0.487											6	1	3	1	0	0	2	Milwaukee Brewers @ Chicago Cubs Wrigley Field, Chicago, IL Tue Jun 14 2011, 7:07 PM - 10:27 PM CDT Att: 39,151 - Cloudy - 65 F				
2 Nyer Morgan, L OBP: 0.367, SLG: 0.512											6	1	2	0	0	1	3					
8 Ryan Braun, R OBP: 0.393, SLG: 0.548											5	0	1	1	0	0	4					
28 Prince Fielder, L OBP: 0.416, SLG: 0.617											2	0	0	1	2	0	1					
14 Casey McGehee, R OBP: 0.296, SLG: 0.321											5	0	2	1	0	0	4					
27 Carlos Gómez, R OBP: 0.271, SLG: 0.347											0	0	0	0	0	0	0					
32 LaTroy Hawkins, R OBP: 0.320, SLG: 0.347											0	0	0	0	0	0	0					
48 Tim Lillard, R OBP: 0.320, SLG: 0.347											0	0	0	0	0	0	0					
1 Corey Hart, R OBP: 0.320, SLG: 0.476											4	0	0	0	1	3	3					
3 Yunesky Betancourt, R OBP: 0.256, SLG: 0.341											5	0	2	0	0	0	7					
20 Jonathan Lucroy, R OBP: 0.319, SLG: 0.420											3	1	1	0	2	0	4					
49 Yovani Gallardo, R OBP: 0.194, SLG: 0.257											2	1	0	0	1	1	3					
30 Craig Counsell, L OBP: 0.271, SLG: 0.347											0	0	0	0	0	0	0					
41 Marco Estrada, R OBP: 0.250, SLG: 0.250											0	0	0	0	0	0	0					
21 Zach Braddock, L OBP: 0.318, SLG: 0.667											1	0	0	0	0	0	1					
9 Josh Wilson, R OBP: 0.318, SLG: 0.667											1	0	0	0	0	0	1					
Inning Stats	R: 0 E: 0 K: 0 S: 6	H: 1 LOB: 1 BB: 0 P: 11	R: 0 E: 1 K: 12 S: 12	H: 2 LOB: 2 BB: 0 P: 19	R: 2 E: 1 K: 0 S: 12	H: 3 LOB: 3 BB: 2 P: 21	R: 1 E: 1 K: 0 S: 13	H: 1 LOB: 2 BB: 1 P: 25	R: 0 E: 0 K: 1 S: 5	H: 0 LOB: 0 BB: 0 P: 7	R: 0 E: 0 K: 1 S: 13	H: 1 LOB: 1 BB: 1 P: 23	R: 0 E: 0 K: 1 S: 14	H: 1 LOB: 2 BB: 0 P: 22	R: 0 E: 0 K: 0 S: 7	H: 0 LOB: 1 BB: 1 P: 14	1B: 10 2B: 1 3B: 0 HR: 0	SF: 1 SAC: 1 DP: 1 HBP: 0	WP: 0 PA: 47			
PITCHER	IP WLS BF H R ER SO BB IBB HBP BLK WP HR S P ERA WHIP	36 Randy Wells, R ERA: 5.63	50 Rodrigo Lopez, R ERA: 6.35	40 James Russell, L ERA: 5.35	37 Chris Carpenter, R ERA: 2.9	49 Carlos Marmol, R ERA: 2.9	PITCHER	IP WLS BF H R ER SO BB IBB HBP BLK WP HR S P ERA WHIP	29 Jeff Samardzija, R ERA: 4.06	13 Starlin Castro, R OBP: 0.333, SLG: 0.422	16 Aramis Ramirez, R OBP: 0.332, SLG: 0.413	22 Carlos Pena, L OBP: 0.354, SLG: 0.381	9 Blake DeWitt, L OBP: 0.289, SLG: 0.402	49 Carlos Marmol, R OBP: 0.354, SLG: 0.381	29 Jeff Samardzija, R OBP: 0.354, SLG: 0.381	18 Geovany Soto, R OBP: 0.306, SLG: 0.391	3 Jeff Baker, R OBP: 0.365, SLG: 0.457	5 Reed Johnson, R OBP: 0.431, SLG: 0.635	37 Chris Carpenter, R OBP: 0.310, SLG: 0.357	36 Randy Wells, R OBP: 0.222, SLG: 0.222	50 Rodrigo Lopez, R OBP: 0.125, SLG: 0.125	1 Tony Campana, L OBP: 0.261, SLG: 0.289

Batter	1	2	3	4	5	6	7	8	9	10	AB	R	H	RBI	BB	SO	LOB	BOTTOM					
1 Kosuke Fukudome, L OBP: 0.408, SLG: 0.391											4	1	1	0	0	2	1	Milwaukee Brewers @ Chicago Cubs Wrigley Field, Chicago, IL Tue Jun 14 2011, 7:07 PM - 10:27 PM CDT Att: 39,151 - Cloudy - 65 F					
13 Starlin Castro, R OBP: 0.333, SLG: 0.422											5	1	3	2	0	1	1						
16 Aramis Ramirez, R OBP: 0.332, SLG: 0.413											3	1	1	2	1	0	1						
22 Carlos Pena, L OBP: 0.354, SLG: 0.381											3	0	0	0	1	2	2						
9 Blake DeWitt, L OBP: 0.289, SLG: 0.402											4	0	0	0	0	2	1						
49 Carlos Marmol, R OBP: 0.354, SLG: 0.381											0	0	0	0	0	0	0						
29 Jeff Samardzija, R OBP: 0.354, SLG: 0.381											0	0	0	0	0	0	0						
18 Geovany Soto, R OBP: 0.306, SLG: 0.391											4	1	1	1	0	2	1						
3 Jeff Baker, R OBP: 0.365, SLG: 0.457											4	0	0	0	0	1	0						
5 Reed Johnson, R OBP: 0.431, SLG: 0.635											3	0	1	0	0	0	0						
37 Chris Carpenter, R OBP: 0.310, SLG: 0.357											0	0	0	0	0	0	0						
39 Luis Montanez, R OBP: 0.310, SLG: 0.357											1	0	0	0	0	1	0						
36 Randy Wells, R OBP: 0.222, SLG: 0.222											2	0	0	0	0	1	1						
50 Rodrigo Lopez, R OBP: 0.125, SLG: 0.125											0	0	0	0	0	0	0						
40 James Russell, L OBP: 0.125, SLG: 0.125											0	0	0	0	0	0	0						
1 Tony Campana, L OBP: 0.261, SLG: 0.289											2	1	1	0	0	0	0						
Inning Stats	R: 0 E: 0 K: 2 S: 10	H: 1 LOB: 1 BB: 0 P: 12	R: 0 E: 0 K: 1 S: 9	H: 0 LOB: 0 BB: 0 P: 16	R: 0 E: 0 K: 1 S: 12	H: 1 LOB: 1 BB: 0 P: 18	R: 0 E: 0 K: 1 S: 11	H: 0 LOB: 1 BB: 1 P: 21	R: 0 E: 0 K: 1 S: 7	H: 1 LOB: 0 BB: 0 P: 10	R: 0 E: 0 K: 3 S: 12	H: 0 LOB: 1 BB: 1 P: 21	R: 1 E: 0 K: 1 S: 7	H: 1 LOB: 0 BB: 0 P: 11	R: 3 E: 0 K: 1 S: 16	H: 3 LOB: 0 BB: 0 P: 18	R: 0 E: 0 K: 1 S: 9	H: 0 LOB: 0 BB: 0 P: 13	R: 1 E: 0 K: 0 S: 3	H: 2 LOB: 1 BB: 0 P: 5	1B: 2 2B: 4 3B: 0 HR: 2	SF: 0 SAC: 1 DP: 0 HBP: 0	WP: 0 PA: 38
PITCHER	IP WLS BF H R ER SO BB IBB HBP BLK WP HR S P ERA WHIP	49 Yovani Gallardo, R ERA: 3.76	41 Marco Estrada, R ERA: 4.65	21 Zach Braddock, L ERA: 2.19	32 LaTroy Hawkins, R ERA: 0.55	48 Tim Lillard, R ERA: 2.7	PITCHER	IP WLS BF H R ER SO BB IBB HBP BLK WP HR S P ERA WHIP	13 Starlin Castro, R OBP: 0.333, SLG: 0.422	16 Aramis Ramirez, R OBP: 0.332, SLG: 0.413	22 Carlos Pena, L OBP: 0.354, SLG: 0.381	9 Blake DeWitt, L OBP: 0.289, SLG: 0.402	49 Carlos Marmol, R OBP: 0.354, SLG: 0.381	29 Jeff Samardzija, R OBP: 0.354, SLG: 0.381	18 Geovany Soto, R OBP: 0.306, SLG: 0.391	3 Jeff Baker, R OBP: 0.365, SLG: 0.457	5 Reed Johnson, R OBP: 0.431, SLG: 0.635	37 Chris Carpenter, R OBP: 0.310, SLG: 0.357	36 Randy Wells, R OBP: 0.222, SLG: 0.222	50 Rodrigo Lopez, R OBP: 0.125, SLG: 0.125	1 Tony Campana, L OBP: 0.261, SLG: 0.289		



Batter	1	2	3	4	5	6	7	8	9	AB	R	H	RBI	BB	SO	LOB	TOP										
23 Rickie Weeks Jr., R OBP: 0.359, SLG: 0.507										5	1	3	1	0	0	0											
2 Nyjer Morgan, L OBP: 0.366, SLG: 0.494										5	0	1	0	0	2	0											
8 Ryan Braun, R OBP: 0.397, SLG: 0.556										5	3	3	0	0	1	2											
28 Prince Fielder, L OBP: 0.422, SLG: 0.616										2	3	1	0	3	1	2											
14 Casey McGehee, R OBP: 0.288, SLG: 0.324										4	2	1	2	0	1	6											
1 Cory Hart, R OBP: 0.335, SLG: 0.490										4	0	3	2	1	0	0											
3 Yuniesky Betancourt, R OBP: 0.255, SLG: 0.336										5	0	1	2	0	1	6											
20 Jonathan Lucroy, R OBP: 0.316, SLG: 0.416										4	0	1	2	0	1	2											
38 Chris Narveson, L OBP: 0.188, SLG: 0.154										3	0	0	0	0	2	2											
48 Tim Dillard, R ERA: 5.3										3	0	0	0	0	0	0											
32 LaTroy Hawkins, R ERA: 0.52										0	0	0	0	0	0	0											
9 Josh Wilson, R ERA: 5.35										1	0	0	0	0	0	0											
50 Kameron Loe, R ERA: 5.35										0	0	0	0	0	0	0											
25 Mark Kotsay, L ERA: 2.87										1	0	0	0	0	1	2											
59 John Axford, R ERA: 2.87										0	0	0	0	0	0	0											
Inning Stats	R: 0 E: 0 K: 3 S: 14	H: 2 LOB: 2 BB: 0 P: 21	R: 0 E: 0 K: 0 S: 9	H: 0 LOB: 0 BB: 0 P: 15	R: 0 E: 0 K: 2 S: 8	H: 1 LOB: 0 BB: 0 P: 9	R: 2 E: 0 K: 1 S: 19	H: 3 LOB: 2 BB: 1 P: 32	R: 3 E: 0 K: 0 S: 11	H: 3 LOB: 1 BB: 1 P: 20	R: 0 E: 0 K: 0 S: 9	H: 0 LOB: 0 BB: 0 P: 13	R: 2 E: 0 K: 2 S: 19	H: 2 LOB: 2 BB: 2 P: 30	R: 1 E: 0 K: 0 S: 8	H: 1 LOB: 0 BB: 0 P: 14	R: 1 E: 0 K: 2 S: 14	H: 2 LOB: 2 BB: 0 P: 22	1B: 7 2B: 6 3B: 0 HR: 1	SF: 1 SAC: 0 DP: 0 HBP: 1	WP: 0 PB: 0 SB: 0 CS: 1	PA: 45					
PITCHER	IP	WLS	BF	H	R	ER	SO	BB	IBB	HBP	BLK	WP	HR	S	P	ERA	WHIP										
38 Carlos Zambrano, R ERA: 4.59	6.0	L	28	9	5	5	6	1	1	0	0	0	0	70	110	7.50	1.667										
40 James Russell, L ERA: 5.3	0.1		3	1	2	0	1	1	0	0	0	0	0	8	14	0.00	6.000										
37 Chris Carpenter, R ERA: 4.71	0.2		4	1	0	0	1	1	0	0	0	0	0	11	16	0.00	3.000										
43 John Grabow, L ERA: 4.71	1.0		4	1	1	1	0	0	0	0	0	0	1	8	14	9.00	1.000										
50 Rodrigo Lopez, R ERA: 6.57	1.0		6	2	1	1	2	0	0	1	0	0	0	14	22	9.00	2.000										

Milwaukee Brewers @ Chicago Cubs
Wrigley Field, Chicago, IL
Wed Jun 15 2011, 8:48 PM - 11:48 PM CDT
Att: 39,821 - Cloudy - 63 F

AB 39
R 9
H 14
RBI 9
BB 4
SO 10
LOB 22



Batter	1	2	3	4	5	6	7	8	9	AB	R	H	RBI	BB	SO	LOB	BOTTOM										
13 Starlin Castro, R OBP: 0.331, SLG: 0.416										4	1	0	0	1	1	4											
5 Reed Johnson, R OBP: 0.425, SLG: 0.662										5	1	2	3	0	0	0											
3 Jeff Baker, R OBP: 0.366, SLG: 0.480										4	1	1	1	1	2	1											
16 Aramis Ramirez, R OBP: 0.329, SLG: 0.409										5	0	1	0	0	2	2											
18 Geovany Soto, R OBP: 0.303, SLG: 0.381										4	0	0	0	1	2	3											
39 Luis Montanez, R OBP: 0.313, SLG: 0.355										3	0	1	0	0	0	1											
1 Kosuke Fukudome, L8, FH OBP: 0.405, SLG: 0.387										2	0	0	0	0	1	2											
9 Blake DeWitt, L OBP: 0.296, SLG: 0.415										4	1	2	0	0	0	1											
33 DJ LeMahieu, R OBP: 0.313, SLG: 0.313										4	0	3	1	0	0	1											
38 Carlos Zambrano, S OBP: 0.293, SLG: 0.469										1	1	0	0	1	1	2											
12 Aramis Ramirez, R OBP: 0.329, SLG: 0.409										1	0	0	0	0	1	1											
40 James Russell, R ERA: 5.3										0	0	0	0	0	0	0											
37 Chris Carpenter, R ERA: 4.71										0	0	0	0	0	0	0											
43 John Grabow, L ERA: 4.71										0	0	0	0	0	0	0											
1 Tony Campana, L ERA: 2.87										1	0	0	0	0	1	0											
50 Rodrigo Lopez, R ERA: 6.57										0	0	0	0	0	0	0											
Inning Stats	R: 1 E: 1 K: 1 S: 11	H: 1 LOB: 1 BB: 0 P: 15	R: 0 E: 0 K: 1 S: 13	H: 2 LOB: 2 BB: 0 P: 19	R: 0 E: 0 K: 0 S: 5	H: 0 LOB: 0 BB: 0 P: 6	R: 0 E: 0 K: 1 S: 10	H: 1 LOB: 1 BB: 0 P: 14	R: 3 E: 0 K: 2 S: 12	H: 1 LOB: 1 BB: 3 P: 30	R: 0 E: 0 K: 1 S: 10	H: 1 LOB: 1 BB: 0 P: 14	R: 0 E: 0 K: 1 S: 10	H: 1 LOB: 1 BB: 0 P: 12	R: 1 E: 0 K: 0 S: 8	H: 2 LOB: 1 BB: 0 P: 13	R: 0 E: 0 K: 3 S: 13	H: 1 LOB: 2 BB: 1 P: 20	1B: 7 2B: 1 3B: 0 HR: 2	SF: 0 SAC: 0 DP: 0 HBP: 0	WP: 0 PB: 0 SB: 0 CS: 0	PA: 42					
PITCHER	IP	WLS	BF	H	R	ER	SO	BB	IBB	HBP	BLK	WP	HR	S	P	ERA	WHIP										
38 Chris Narveson, L ERA: 4.48	5.1	W	26	6	4	4	5	3	0	0	0	0	0	7	10	0.00	0.000										
48 Tim Dillard, R ERA: 2.53	0.2	H	2	0	0	0	1	0	0	0	0	0	0	7	10	0.00	0.000										
32 LaTroy Hawkins, R ERA: 0.52	1.0	H	4	1	0	0	1	0	0	0	0	0	0	10	12	0.00	1.000										
50 Kameron Loe, R ERA: 5.35	1.0		5	2	1	1	0	0	0	0	0	0	0	8	13	9.00	2.000										
59 John Axford, R ERA: 2.87	1.0		5	1	0	0	3	1	0	0	0	0	0	13	20	0.00	2.000										

Milwaukee Brewers @ Chicago Cubs
Wrigley Field, Chicago, IL
Wed Jun 15 2011, 8:48 PM - 11:48 PM CDT
Att: 39,821 - Cloudy - 63 F

AB 38
R 5
H 10
RBI 5
BB 4
SO 10
LOB 19



Batter	1	2	3	4	5	6	7	8	9	AB	R	H	RBI	BB	SO	LOB	TOP			
23 Rickie Weeks Jr. R (1.4) OBP: 0.360, SLG: 0.505										5	0	2	0	0	1	1				
2 Nyjer Morgan L (1.8) OBP: 0.364, SLG: 0.495										4	1	2	0	0	0	0				
8 Ryan Braun R (1.7) OBP: 0.398, SLG: 0.565										3	2	1	2	1	0	1				
28 Prince Fielder L (1.3) OBP: 0.417, SLG: 0.606										4	0	0	0	0	1	2				
14 Casey McGehee R (1.5) OBP: 0.287, SLG: 0.327										4	0	1	1	0	1	1				
1 Cory Hart R (1.9) OBP: 0.346, SLG: 0.486										1	1	0	0	3	0	0				
3 Yuniesky Betancourt R (1.6) OBP: 0.255, SLG: 0.336										4	1	1	0	0	0	4				
9 George Kottaras L (1.2) OBP: 0.323, SLG: 0.429										2	1	1	2	0	0	0				
9 Josh Wilson R (7, PH) OBP: 0.292, SLG: 0.609										1	0	0	0	0	1	0				
52 Sergio Mitre R (7.1) OBP: 0.275, SLG: 0.356										1	1	1	0	0	0	0				
13 Zack Greinke R (1.1) OBP: 0.235, SLG: 0.375										2	0	0	0	0	0	0				
46 Daniel Herrera L (6.1) OBP: 0.317, SLG: 0.417										2	0	1	2	0	0	0				
20 Jonathan Lucroy R (7, PH) OBP: 0.317, SLG: 0.417										2	0	1	2	0	0	0				
Inning Stats	R: 2 H: 2 E: 0 K: 1 S: 9	WLS: 2 BF: 0 P: 15	H: 2 R: 0 ER: 0 K: 0 S: 14	H: 1 R: 0 LOB: 0 BB: 1 P: 23	R: 1 H: 0 ER: 0 K: 0 S: 13	H: 2 R: 0 LOB: 2 BB: 1 P: 21	R: 0 H: 1 E: 0 K: 0 S: 8	H: 0 R: 0 LOB: 0 BB: 0 P: 17	R: 0 H: 0 E: 0 K: 1 S: 5	H: 0 R: 0 LOB: 0 BB: 1 P: 10	R: 0 H: 1 E: 0 K: 1 S: 11	H: 0 R: 0 LOB: 1 BB: 0 P: 16	R: 0 H: 0 E: 0 K: 0 S: 12	H: 0 R: 0 LOB: 0 BB: 0 P: 17	R: 2 H: 3 E: 0 K: 0 S: 10	H: 3 R: 0 LOB: 0 BB: 0 P: 17	1B: 6 2B: 2 3B: 0 HR: 2	SF: 0 SAC: 0 DP: 2 HBP: 0	WP: 0 PB: 0 SB: 0 CS: 0	PA: 37
PITCHER	IP: 6.0 WLS: 1 BF: 25 ERA: 4.14	WLS: 2 BF: 0 P: 15	H: 6 R: 5 ER: 5 K: 0 S: 14	H: 5 R: 0 LOB: 0 BB: 1 P: 23	H: 3 R: 0 ER: 0 K: 0 S: 10	H: 2 R: 0 LOB: 2 BB: 1 P: 21	H: 1 R: 0 LOB: 0 BB: 0 P: 17	H: 0 R: 0 LOB: 0 BB: 0 P: 10	H: 0 R: 0 LOB: 0 BB: 1 P: 16	H: 0 R: 0 LOB: 1 BB: 0 P: 16	H: 1 R: 0 LOB: 0 BB: 0 P: 16	H: 1 R: 0 LOB: 1 BB: 0 P: 16	H: 0 R: 0 LOB: 0 BB: 0 P: 17	H: 0 R: 0 LOB: 0 BB: 0 P: 17	H: 3 R: 0 LOB: 0 BB: 0 P: 17	H: 3 R: 0 LOB: 0 BB: 0 P: 17	1B: 6 2B: 2 3B: 0 HR: 2	SF: 0 SAC: 0 DP: 2 HBP: 0	WP: 0 PB: 0 SB: 0 CS: 0	ERA: 7.50 WHIP: 1.500
22 Matt Garza R (1.1) ERA: 4.14	IP: 6.0 WLS: 1 BF: 25 ERA: 4.14	WLS: 2 BF: 0 P: 15	H: 6 R: 5 ER: 5 K: 0 S: 14	H: 5 R: 0 LOB: 0 BB: 1 P: 23	H: 3 R: 0 ER: 0 K: 0 S: 10	H: 2 R: 0 LOB: 2 BB: 1 P: 21	H: 1 R: 0 LOB: 0 BB: 0 P: 17	H: 0 R: 0 LOB: 0 BB: 0 P: 10	H: 0 R: 0 LOB: 0 BB: 1 P: 16	H: 0 R: 0 LOB: 1 BB: 0 P: 16	H: 1 R: 0 LOB: 0 BB: 0 P: 16	H: 1 R: 0 LOB: 1 BB: 0 P: 16	H: 0 R: 0 LOB: 0 BB: 0 P: 17	H: 0 R: 0 LOB: 0 BB: 0 P: 17	H: 3 R: 0 LOB: 0 BB: 0 P: 17	H: 3 R: 0 LOB: 0 BB: 0 P: 17	1B: 6 2B: 2 3B: 0 HR: 2	SF: 0 SAC: 0 DP: 2 HBP: 0	WP: 0 PB: 0 SB: 0 CS: 0	ERA: 7.50 WHIP: 1.500
45 Sean Marshall L (7.1) ERA: 1.95	IP: 2.0 WLS: 1 BF: 7 ERA: 1.95	WLS: 2 BF: 0 P: 15	H: 1 R: 0 ER: 0 K: 0 S: 14	H: 0 R: 0 LOB: 0 BB: 1 P: 23	H: 3 R: 0 ER: 0 K: 0 S: 10	H: 2 R: 0 LOB: 2 BB: 1 P: 21	H: 1 R: 0 LOB: 0 BB: 0 P: 17	H: 0 R: 0 LOB: 0 BB: 0 P: 10	H: 0 R: 0 LOB: 0 BB: 1 P: 16	H: 0 R: 0 LOB: 1 BB: 0 P: 16	H: 1 R: 0 LOB: 0 BB: 0 P: 16	H: 1 R: 0 LOB: 1 BB: 0 P: 16	H: 0 R: 0 LOB: 0 BB: 0 P: 17	H: 0 R: 0 LOB: 0 BB: 0 P: 17	H: 3 R: 0 LOB: 0 BB: 0 P: 17	H: 3 R: 0 LOB: 0 BB: 0 P: 17	1B: 6 2B: 2 3B: 0 HR: 2	SF: 0 SAC: 0 DP: 2 HBP: 0	WP: 0 PB: 0 SB: 0 CS: 0	ERA: 7.50 WHIP: 1.500
43 John Grabow L (9.1) ERA: 5.16	IP: 1.0 WLS: 0 BF: 5 ERA: 5.16	WLS: 2 BF: 0 P: 15	H: 3 R: 2 ER: 2 K: 0 S: 14	H: 2 R: 0 LOB: 0 BB: 1 P: 23	H: 3 R: 0 ER: 0 K: 0 S: 10	H: 2 R: 0 LOB: 2 BB: 1 P: 21	H: 1 R: 0 LOB: 0 BB: 0 P: 17	H: 0 R: 0 LOB: 0 BB: 0 P: 10	H: 0 R: 0 LOB: 0 BB: 1 P: 16	H: 0 R: 0 LOB: 1 BB: 0 P: 16	H: 1 R: 0 LOB: 0 BB: 0 P: 16	H: 1 R: 0 LOB: 1 BB: 0 P: 16	H: 0 R: 0 LOB: 0 BB: 0 P: 17	H: 0 R: 0 LOB: 0 BB: 0 P: 17	H: 3 R: 0 LOB: 0 BB: 0 P: 17	H: 3 R: 0 LOB: 0 BB: 0 P: 17	1B: 6 2B: 2 3B: 0 HR: 2	SF: 0 SAC: 0 DP: 2 HBP: 0	WP: 0 PB: 0 SB: 0 CS: 0	ERA: 7.50 WHIP: 1.500

Milwaukee Brewers @ Chicago Cubs
Wrigley Field, Chicago, IL
Thu Jun 16 2011, 1:26 PM - 4:19 PM CDT
Att: 40,024 - Cloudy - 76 F

AB 33
R 7
H 10
RBI 7
BB 4
SO 4
LOB 9



Batter	1	2	3	4	5	6	7	8	9	AB	R	H	RBI	BB	SO	LOB	BOTTOM			
1 Kosuke Fukudome L (1.9) OBP: 0.409, SLG: 0.419										5	3	3	4	0	0	0				
13 Starlin Castro R (1.6) OBP: 0.342, SLG: 0.426										3	1	3	1	2	0	0				
9 Blake DeWitt L (1.4) OBP: 0.266, SLG: 0.400										4	0	0	0	0	0	4				
45 Sean Marshall L (7.1) OBP: 0.303, SLG: 0.344										0	0	0	0	0	0	1				
16 Aramis Ramirez R (1.5) OBP: 0.327, SLG: 0.408										5	0	1	1	0	2	4				
22 Carlos Pena L (1.3) OBP: 0.355, SLG: 0.402										5	2	2	1	0	1	1				
12 Alfonso Soriano R (1.7) OBP: 0.300, SLG: 0.538										4	2	2	2	0	2	0				
43 John Grabow L (9.1) ERA: 5.16										0	0	0	0	0	0	0				
18 Geovany Soto R (1.2) OBP: 0.307, SLG: 0.384										4	2	2	0	0	1	0				
1 Tony Campana L (1.8) OBP: 0.255, SLG: 0.280										4	1	1	0	0	1	2				
22 Matt Garza R (1.1) OBP: 0.040, SLG: 0.040										2	0	0	0	0	2	2				
5 Reed Johnson R (6, PH) OBP: 0.423, SLG: 0.652										1	0	0	0	0	1	2				
33 DJ LeMahieu R (7.4) OBP: 0.294, SLG: 0.294										1	0	0	0	0	0	0				
Inning Stats	R: 2 H: 2 E: 0 K: 2 S: 12	WLS: 2 BF: 0 P: 17	H: 3 R: 0 ER: 0 K: 3 S: 19	H: 3 R: 0 LOB: 2 BB: 1 P: 34	R: 1 H: 1 E: 0 K: 2 S: 10	H: 1 R: 0 LOB: 0 BB: 0 P: 16	R: 0 H: 0 E: 0 K: 1 S: 8	H: 0 R: 0 LOB: 0 BB: 1 P: 15	R: 0 H: 0 E: 0 K: 1 S: 7	H: 0 R: 0 LOB: 0 BB: 0 P: 11	R: 3 H: 4 E: 0 K: 1 S: 19	H: 4 R: 0 LOB: 1 BB: 0 P: 24	R: 2 H: 2 E: 0 K: 0 S: 11	H: 2 R: 0 LOB: 0 BB: 0 P: 18	R: 1 H: 2 E: 0 K: 0 S: 11	H: 2 R: 0 LOB: 1 BB: 0 P: 15	1B: 7 2B: 3 3B: 1 HR: 3	SF: 0 SAC: 0 DP: 0 HBP: 0	WP: 1 PB: 1 SB: 1 CS: 0	PA: 41
PITCHER	IP: 5.1 WLS: 1 BF: 27 ERA: 5.23	WLS: 2 BF: 0 P: 17	H: 8 R: 8 ER: 6 K: 3 S: 19	H: 6 R: 0 LOB: 2 BB: 1 P: 34	H: 3 R: 0 ER: 0 K: 0 S: 10	H: 2 R: 0 LOB: 0 BB: 0 P: 16	H: 1 R: 0 LOB: 0 BB: 0 P: 15	H: 0 R: 0 LOB: 1 BB: 1 P: 15	H: 0 R: 0 LOB: 0 BB: 0 P: 11	H: 0 R: 0 LOB: 0 BB: 0 P: 11	IP: 5.1 WLS: 1 BF: 27 ERA: 5.23	WLS: 1 BF: 27 ERA: 5.23	IP: 2.0 WLS: 0 BF: 4 ERA: 13.5	WLS: 10 BF: 4 ERA: 2.79	IP: 13.5 WLS: 7 BF: 4 ERA: 2.79	WLS: 7 BF: 4 ERA: 2.79	1B: 7 2B: 3 3B: 1 HR: 3	SF: 0 SAC: 0 DP: 0 HBP: 0	WP: 1 PB: 1 SB: 1 CS: 0	ERA: 13.50 WHIP: 3.000
13 Zack Greinke R (1.1) ERA: 5.23	IP: 5.1 WLS: 1 BF: 27 ERA: 5.23	WLS: 2 BF: 0 P: 17	H: 8 R: 8 ER: 6 K: 3 S: 19	H: 6 R: 0 LOB: 2 BB: 1 P: 34	H: 3 R: 0 ER: 0 K: 0 S: 10	H: 2 R: 0 LOB: 0 BB: 0 P: 16	H: 1 R: 0 LOB: 0 BB: 0 P: 15	H: 0 R: 0 LOB: 1 BB: 1 P: 15	H: 0 R: 0 LOB: 0 BB: 0 P: 11	H: 0 R: 0 LOB: 0 BB: 0 P: 11	IP: 5.1 WLS: 1 BF: 27 ERA: 5.23	WLS: 1 BF: 27 ERA: 5.23	IP: 2.0 WLS: 0 BF: 4 ERA: 13.5	WLS: 10 BF: 4 ERA: 2.79	WLS: 7 BF: 4 ERA: 2.79	1B: 7 2B: 3 3B: 1 HR: 3	SF: 0 SAC: 0 DP: 0 HBP: 0	WP: 1 PB: 1 SB: 1 CS: 0	ERA: 13.50 WHIP: 3.000	
46 Daniel Herrera L (6.1) ERA: 13.5	IP: 0.2 WLS: 0 BF: 4 ERA: 13.5	WLS: 2 BF: 0 P: 17	H: 2 R: 1 ER: 1 K: 0 S: 19	H: 1 R: 0 LOB: 0 BB: 1 P: 34	H: 3 R: 0 ER: 0 K: 0 S: 10	H: 2 R: 0 LOB: 0 BB: 0 P: 16	H: 1 R: 0 LOB: 0 BB: 0 P: 15	H: 0 R: 0 LOB: 1 BB: 1 P: 15	H: 0 R: 0 LOB: 0 BB: 0 P: 11	H: 0 R: 0 LOB: 0 BB: 0 P: 11	IP: 0.2 WLS: 0 BF: 4 ERA: 13.5	WLS: 0 BF: 4 ERA: 13.5	IP: 2.0 WLS: 0 BF: 4 ERA: 13.5	WLS: 10 BF: 4 ERA: 2.79	WLS: 7 BF: 4 ERA: 2.79	1B: 7 2B: 3 3B: 1 HR: 3	SF: 0 SAC: 0 DP: 0 HBP: 0	WP: 1 PB: 1 SB: 1 CS: 0	ERA: 13.50 WHIP: 3.000	
52 Sergio Mitre R (7.1) ERA: 2.79	IP: 2.0 WLS: 10 BF: 4 ERA: 2.79	WLS: 2 BF: 0 P: 17	H: 4 R: 3 ER: 3 K: 0 S: 19	H: 3 R: 0 LOB: 0 BB: 1 P: 34	H: 3 R: 0 ER: 0 K: 0 S: 10	H: 2 R: 0 LOB: 0 BB: 0 P: 16	H: 1 R: 0 LOB: 0 BB: 0 P: 15	H: 0 R: 0 LOB: 1 BB: 1 P: 15	H: 0 R: 0 LOB: 0 BB: 0 P: 11	H: 0 R: 0 LOB: 0 BB: 0 P: 11	IP: 2.0 WLS: 10 BF: 4 ERA: 2.79	WLS: 10 BF: 4 ERA: 2.79	IP: 2.0 WLS: 0 BF: 4 ERA: 13.5	WLS: 10 BF: 4 ERA: 2.79	WLS: 7 BF: 4 ERA: 2.79	1B: 7 2B: 3 3B: 1 HR: 3	SF: 0 SAC: 0 DP: 0 HBP: 0	WP: 1 PB: 1 SB: 1 CS: 0	ERA: 13.50 WHIP: 3.000	

Milwaukee Brewers @ Chicago Cubs
Wrigley Field, Chicago, IL
Thu Jun 16 2011, 1:26 PM - 4:19 PM CDT
Att: 40,024 - Cloudy - 76 F

AB 39
R 12
H 14
RBI 9
BB 2
SO 10
LOB 16



Batter	1	2	3	4	5	6	7	8	9	AB	R	H	RBI	BB	SO	LOB	TOP					
11 Brett Gardner, L (1,7) OBP: 0.372, SLG: 0.446										5	2	3	1	0	0	0	New York Yankees @ Chicago Cubs Wrigley Field, Chicago, IL Sun Jun 19 2011, 7:11 PM - 10:28 PM CDT Att: 41,828 - Cloudy - 73 F					
14 Curtis Granderson, L (1,8) OBP: 0.357, SLG: 0.559										5	1	1	1	0	2	1						
25 Mark Teixeira, S (1,3) OBP: 0.365, SLG: 0.537										4	1	1	1	1	0	0						
13 Alex Rodriguez, R (1,5) OBP: 0.372, SLG: 0.506										4	3	3	1	1	0	1						
19 Ramiro Pena, S (9, PR) OBP: 0.296, SLG: 0.714										0	0	0	0	0	0	0						
24 Robinson Canó, L (1,4) OBP: 0.339, SLG: 0.517										5	2	1	0	0	1	4						
33 Nick Swisher, S (1,9) OBP: 0.366, SLG: 0.420										5	1	3	4	0	1	1						
41 Jeff Marquez, R (9,1)										0	0	0	0	0	0	0						
55 Russell Martin, R (1,2) OBP: 0.350, SLG: 0.420										3	0	1	1	1	0	1						
26 Eduardo Núñez, R (1,6) OBP: 0.301, SLG: 0.390										3	0	0	1	1	0	3						
52 CC Sabathia, L (1,1)										3	0	0	0	0	1	4						
20 Jorge Posada, S (8, PH) OBP: 0.317, SLG: 0.374										1	0	0	0	0	0	1						
30 David Robertson, R (8,1)										0	0	0	0	0	0	0						
27 Chris Dickerson, L (9,9) OBP: 0.389, SLG: 0.438										0	0	0	0	0	0	0						
Inning Stats	R: 1 E: 0 K: 2 S: 14	H: 1 LOB: 1 BB: 1 P: 19	R: 0 E: 0 K: 0 S: 9	H: 0 LOB: 0 BB: 0 P: 15	R: 0 E: 0 K: 0 S: 5	H: 1 LOB: 0 BB: 0 P: 8	R: 2 E: 0 K: 0 S: 12	H: 1 LOB: 2 BB: 2 P: 26	R: 0 E: 0 K: 0 S: 4	H: 0 LOB: 0 BB: 0 P: 8	R: 1 E: 0 K: 1 S: 12	H: 2 LOB: 2 BB: 1 P: 25	R: 0 E: 0 K: 1 S: 9	H: 0 LOB: 0 BB: 0 P: 15	R: 3 E: 0 K: 0 S: 12	H: 4 LOB: 0 BB: 0 P: 19	R: 3 E: 0 K: 1 S: 18	H: 4 LOB: 1 BB: 0 P: 29	1B: 7 2B: 3 3B: 1 HR: 2	SF: 1 SAC: 0 DP: 1 HBP: 0	WP: 1 PB: 0 SB: 0 CS: 1	PA: 44
PITCHER	IP WLS BF H R ER SO BB IBB HBP BLK WP HR S P ERA WHIP																					
36 Randy Wells, R (1,1) ERA: 5.7	6.0 L 5 2 2 4 3 3 1 0 0 0 1 1 56 101 6.00 1.333																					
45 Sean Marshall, L (7,1) ERA: 2.41	1.0 L 5 2 2 2 1 0 0 0 0 0 0 0 12 19 18.00 2.000																					
37 Chris Carpenter, R (8,1) ERA: 3.38	0.1 3 2 1 1 0 0 0 0 0 0 0 1 7 11 27.00 6.000																					
40 James Russell, L (8,1) ERA: 5.59	0.2 3 2 2 2 0 0 0 0 0 0 0 7 13 27.00 3.000																					
50 Rodrigo Lopez, R (9,1) ERA: 6.75	1.0 5 2 1 1 1 0 0 0 0 0 0 0 13 20 9.00 2.000																					

Batter	1	2	3	4	5	6	7	8	9	AB	R	H	RBI	BB	SO	LOB	BOTTOM					
5 Reed Johnson, R (1,8) OBP: 0.414, SLG: 0.667										5	1	2	0	0	0	1	New York Yankees @ Chicago Cubs Wrigley Field, Chicago, IL Sun Jun 19 2011, 7:11 PM - 10:28 PM CDT Att: 41,828 - Cloudy - 73 F					
13 Starlin Castro, R (1,6) OBP: 0.344, SLG: 0.431										5	1	1	0	0	0	4						
3 Jeff Baker, R (1,3) OBP: 0.346, SLG: 0.452										5	0	0	1	0	2	3						
16 Aramis Ramirez, R (1,5) OBP: 0.333, SLG: 0.411										5	1	4	0	0	1	0						
12 Alfonso Soriano, R (1,7) OBP: 0.302, SLG: 0.539										4	1	1	3	1	0	5						
18 Geovany Soto, R (1,2) OBP: 0.316, SLG: 0.384										2	0	1	0	2	0	1						
39 Luis Montanez, R (1,9) OBP: 0.278, SLG: 0.314										3	0	0	0	0	0	2						
22 Carlos Pena, L (6, PH) OBP: 0.352, SLG: 0.408										1	0	0	0	0	0	2						
33 DJ LeMahieu, R (1,4) OBP: 0.300, SLG: 0.350										3	0	1	0	0	1	1						
9 Blake DeWitt, L (8, PH) OBP: 0.291, SLG: 0.381										1	0	0	0	0	0	2						
36 Randy Wells, R (1,1) OBP: 0.200, SLG: 0.200										1	0	0	0	0	0	1						
1 Tony Campanella, L (5, PH) OBP: 0.267, SLG: 0.273										1	0	0	0	0	0	0						
45 Sean Marshall, L (7,1) ERA: 2.41										0	0	0	0	0	0	0						
37 Chris Carpenter, R (8,1) ERA: 3.38										0	0	0	0	0	0	0						
40 James Russell, L (8,1) ERA: 5.59										0	0	0	0	0	0	0						
50 Rodrigo Lopez, R (9,1) ERA: 6.75										0	0	0	0	0	0	0						
1 Kosuke Fukudome, L (9, PH) OBP: 0.202, SLG: 0.201										1	0	0	0	0	0	0						
Inning Stats	R: 1 E: 0 K: 0 S: 9	H: 2 LOB: 1 BB: 0 P: 15	R: 0 E: 0 K: 1 S: 10	H: 0 LOB: 1 BB: 1 P: 16	R: 3 E: 0 K: 0 S: 16	H: 4 LOB: 1 BB: 0 P: 21	R: 0 E: 0 K: 0 S: 4	H: 1 LOB: 1 BB: 0 P: 6	R: 0 E: 0 K: 1 S: 9	H: 0 LOB: 0 BB: 0 P: 12	R: 0 E: 0 K: 1 S: 10	H: 0 LOB: 0 BB: 0 P: 14	R: 0 E: 0 K: 0 S: 4	H: 0 LOB: 0 BB: 0 P: 5	R: 0 E: 0 K: 1 S: 10	H: 0 LOB: 2 BB: 2 P: 21	R: 0 E: 1 K: 1 S: 13	H: 2 LOB: 3 BB: 0 P: 20	1B: 6 2B: 3 3B: 0 HR: 1	SF: 0 SAC: 1 DP: 0 HBP: 0	WP: 0 PB: 0 SB: 0 CS: 0	PA: 41
PITCHER	IP WLS BF H R ER SO BB IBB HBP BLK WP HR S P ERA WHIP																					
52 CC Sabathia, L (1,1) ERA: 3.39	7.0 W 30 8 4 4 3 1 0 0 0 0 0 0 10 21 0.00 2.000																					
30 David Robertson, R (8,1) ERA: 1.23	1.0 H 5 0 0 0 1 2 0 0 0 0 0 0 10 21 0.00 2.000																					
41 Jeff Marquez, R (9,1) ERA: 2.25	1.0 6 2 0 0 1 0 0 0 0 0 0 0 13 20 0.00 2.000																					

New York Yankees @ Chicago Cubs
 Wrigley Field, Chicago, IL
 Sun Jun 19 2011, 7:11 PM - 10:28 PM CDT
 Att: 41,828 - Cloudy - 73 F

AB 38
R 10
H 13
RBI 10
BB 4
SO 5
LOB 16

New York Yankees @ Chicago Cubs
 Wrigley Field, Chicago, IL
 Sun Jun 19 2011, 7:11 PM - 10:28 PM CDT
 Att: 41,828 - Cloudy - 73 F

AB 37
R 4
H 10
RBI 4
BB 3
SO 5
LOB 22

Batter	1	2	3	4	5	6	7	8	9	AB	R	H	RBI	BB	SO	LOB	TOP					
5 Reed Johnson, R OBP: 0.407, SLG: 0.646										4	1	1	0	0	1	1	Chicago Cubs @ Chicago White Sox U.S. Cellular Field, Chicago, IL Tue Jun 21 2011, 8:10 PM - 12:25 AM EDT Att: 35,155 - Cloudy - 83 F					
13 Starlin Castro, R OBP: 0.348, SLG: 0.442										4	0	2	0	0	0	0						
3 Jeff Baker, R OBP: 0.342, SLG: 0.444										4	0	1	0	0	1	4						
16 Aramis Ramirez, R OBP: 0.331, SLG: 0.409										3	0	1	1	0	1	3						
18 Geovany Soto, R OBP: 0.308, SLG: 0.372										4	0	0	0	0	3	2						
12 Alfonso Soriano, R OBP: 0.295, SLG: 0.522										4	0	0	0	0	0	0						
22 Carlos Pena, L OBP: 0.352, SLG: 0.432										4	1	1	1	0	1	0						
39 Luis Montanez, R OBP: 0.256, SLG: 0.289										3	0	0	0	0	1	0						
9 Blake DeWitt, L OBP: 0.260, SLG: 0.377										0	0	0	0	0	0	0						
33 DJ LeMahieu, R OBP: 0.231, SLG: 0.269										2	0	0	0	0	0	0						
1 Kosuke Fukudome, L & PH OBP: 0.400, SLG: 0.399										1	0	1	0	0	0	0						
Inning Stats	R: 0 E: 0 K: 0 S: 11	H: 1 LOB: 1 BB: 0 P: 14	R: 0 E: 0 K: 0 S: 8	H: 0 LOB: 0 BB: 0 P: 12	R: 0 E: 0 K: 1 S: 5	H: 0 LOB: 0 BB: 0 P: 8	R: 0 E: 0 K: 1 S: 11	H: 1 LOB: 1 BB: 0 P: 16	R: 1 E: 0 K: 0 S: 8	H: 1 LOB: 0 BB: 0 P: 11	R: 1 E: 0 K: 2 S: 15	H: 2 LOB: 1 BB: 0 P: 20	R: 0 E: 0 K: 1 S: 6	H: 0 LOB: 0 BB: 0 P: 7	R: 0 E: 0 K: 1 S: 16	H: 2 LOB: 2 BB: 0 P: 21	R: 0 E: 0 K: 2 S: 11	H: 0 LOB: 0 BB: 0 P: 12	1B: 5 2B: 1 3B: 0 HR: 1	SF: 1 SAC: 0 DP: 0 HBP: 0	WP: 0 PB: 0 SB: 0 CS: 0	PA: 34
PITCHER	IP WLS BF H R ER SO BB IBB HBP BLK WP HR S P ERA WHIP	5.1 2 21 5 2 2 3 0 0 0 0 0 1 51 70 3.38 0.938	6.1 1.2 W 5 0 0 0 2 0 0 0 0 0 0 13 18 0.00 0.000	8.1 0.2 H 4 2 0 0 0 0 0 0 0 0 0 13 18 0.00 3.000	8.1 1.1 S 4 0 0 0 3 0 0 0 0 0 0 14 15 0.00 0.000	PITCHER										IP WLS BF H R ER SO BB IBB HBP BLK WP HR S P ERA WHIP						

Batter	1	2	3	4	5	6	7	8	9	AB	R	H	RBI	BB	SO	LOB	BOTTOM			
1 Juan Pierre, L OBP: 0.314, SLG: 0.295										3	0	0	1	0	0	2	Chicago Cubs @ Chicago White Sox U.S. Cellular Field, Chicago, IL Tue Jun 21 2011, 8:10 PM - 12:25 AM EDT Att: 35,155 - Cloudy - 83 F			
11 Omar Vizquel, S OBP: 0.302, SLG: 0.343										4	0	0	0	0	1	2				
20 Carlos Quentin, R OBP: 0.362, SLG: 0.543										4	0	1	0	0	0	1				
18 Brent Lillibridge, R OBP: 0.364, SLG: 0.543										3	1	2	1	1	0	0				
14 Paul Konerko, R OBP: 0.400, SLG: 0.610										4	0	0	0	0	2	3				
44 Adam Dunn, L OBP: 0.314, SLG: 0.323										4	1	1	0	0	1	3				
10 Alexei Ramirez, R OBP: 0.346, SLG: 0.424										3	0	1	0	0	0	1				
12 A.J. Pierzynski, L OBP: 0.327, SLG: 0.372										2	1	1	0	1	0	2				
51 Alex Rios, R OBP: 0.265, SLG: 0.328										2	0	1	1	0	0	1				
22 Brent Morel, R OBP: 0.263, SLG: 0.317										2	0	1	1	0	0	1				
Inning Stats	R: 0 E: 0 K: 0 S: 7	H: 0 LOB: 0 BB: 0 P: 9	R: 1 E: 0 K: 1 S: 11	H: 1 LOB: 0 BB: 0 P: 14	R: 1 E: 0 K: 1 S: 12	H: 2 LOB: 1 BB: 0 P: 17	R: 0 E: 0 K: 2 S: 12	H: 1 LOB: 1 BB: 0 P: 18	R: 0 E: 0 K: 0 S: 9	H: 0 LOB: 1 BB: 1 P: 14	R: 0 E: 0 K: 0 S: 8	H: 0 LOB: 0 BB: 0 P: 12	R: 1 E: 0 K: 0 S: 9	H: 2 LOB: 1 BB: 0 P: 12	R: 0 E: 0 K: 0 S: 8	H: 1 LOB: 2 BB: 1 P: 16	1B: 2 2B: 4 3B: 0 HR: 1	SF: 1 SAC: 1 DP: 0 HBP: 0	WP: 0 PB: 0 SB: 0 CS: 0	PA: 33
PITCHER	IP WLS BF H R ER SO BB IBB HBP BLK WP HR S P ERA WHIP	5.0 5 20 4 2 2 4 1 0 0 0 0 0 17 24 4.50 1.000	6.1 2.0 L 8 2 1 1 0 0 0 0 0 0 4 11 0.00 3.000	8.1 0.1 3 1 0 0 0 0 1 0 0 0 0 4 5 0.00 0.000	8.1 0.2 2 0 0 0 0 0 0 0 0 0 0 4 5 0.00 0.000	PITCHER										IP WLS BF H R ER SO BB IBB HBP BLK WP HR S P ERA WHIP				

Chicago Cubs @ Chicago White Sox
 U.S. Cellular Field, Chicago, IL
 Tue Jun 21 2011, 8:10 PM - 12:25 AM EDT
 Att: 35,155 - Cloudy - 83 F

livebaseballscorecards.com

AB 33
R 2
H 7
RBI 2
BB 0
SO 8
LOB 10

Chicago Cubs @ Chicago White Sox
 U.S. Cellular Field, Chicago, IL
 Tue Jun 21 2011, 8:10 PM - 12:25 AM EDT
 Att: 35,155 - Cloudy - 83 F

livebaseballscorecards.com

AB 29
R 3
H 7
RBI 3
BB 2
SO 4
LOB 15

Batter	1	2	3	4	5	6	7	8	9	AB	R	H	RBI	BB	SO	LOB	TOP					
1 Kosuke Fukudome, L (1, 9) OBP: 0.400, SLG: 0.404										5	1	2	0	0	1	2	Chicago Cubs @ Chicago White Sox U.S. Cellular Field, Chicago, IL Wed Jun 22 2011, 8:11 PM - 11:11 PM EDT Att: 35,403 - Overcast - 70 F					
13 Starlin Castro, R (1, 6) OBP: 0.352, SLG: 0.443										4	0	2	1	1	0	3						
16 Aramis Ramirez, R (1, 10) OBP: 0.325, SLG: 0.402										5	0	0	0	0	1	3						
22 Carlos Pena, L (1, 3) OBP: 0.350, SLG: 0.440										5	1	1	1	0	2	1						
5 Reed Johnson, R (1, 8) OBP: 0.400, SLG: 0.628										4	0	1	0	0	1	0						
12 Alfonso Soriano, R (1, 7) OBP: 0.304, SLG: 0.522										2	1	1	0	2	1	1						
9 Blake DeWitt, L (1, 4) OBP: 0.287, SLG: 0.381										4	0	2	0	0	1	2						
1 Tony Campana, L (8, PR) OBP: 0.254, SLG: 0.276										0	0	0	0	0	0	0						
33 DJ LeMahieu, R (8, 4) OBP: 0.231, SLG: 0.269										0	0	0	0	0	0	0						
3 Jeff Baker, R (1, 5) OBP: 0.339, SLG: 0.438										4	0	1	1	0	1	2						
55 Koyie Hill, S (1, 2) OBP: 0.291, SLG: 0.325										4	0	0	0	0	3	4						
Inning Stats	R: 0 E: 0 K: 1 S: 11	H: 1 LOB: 1 BB: 0 P: 17	R: 0 E: 0 K: 2 S: 16	H: 0 LOB: 1 BB: 1 P: 24	R: 0 E: 0 K: 0 S: 9	H: 0 LOB: 1 BB: 1 P: 15	R: 0 E: 0 K: 1 S: 11	H: 0 LOB: 1 BB: 0 P: 16	R: 1 E: 0 K: 1 S: 13	H: 2 LOB: 1 BB: 0 P: 20	R: 2 E: 0 K: 2 S: 16	H: 5 LOB: 3 BB: 0 P: 19	R: 0 E: 0 K: 1 S: 11	H: 1 LOB: 1 BB: 0 P: 17	R: 0 E: 0 K: 2 S: 13	H: 1 LOB: 2 BB: 0 P: 18	R: 0 E: 0 K: 2 S: 9	H: 0 LOB: 0 BB: 0 P: 11	1B: 8 2B: 1 3B: 0 HR: 1	SF: 0 SAC: 0 DP: 0 HBP: 0	WP: 1 PB: 0 SB: 3 CS: 0	PA: 40
PITCHER	IP WLS BF H R ER SO BB IBB HBP BLK WP HR S P ERA WHIP																					
44 Jake Peavy, R (1, 1) ERA: 4.72	5.1 W 26 7 3 3 5 3 0 0 0 0 1 1 69 104 5.06 1.875																					
49 Chris Sale, L (6, 1) ERA: 4.23	1.2 H 8 3 0 0 2 0 0 0 0 0 0 0 21 29 0.00 1.800																					
26 Jesse Crain, R (8, 1) ERA: 2.76	0.2 H 2 0 0 0 1 0 0 0 0 0 0 0 6 9 0.00 0.000																					
37 Matt Thornton, L (8, 1) ERA: 4.15	0.1 H 1 0 0 0 1 0 0 0 0 0 0 0 4 4 0.00 0.000																					
46 Sergio Santos, R (9, 1) ERA: 3.09	1.0 S 3 0 0 0 2 0 0 0 0 0 0 0 9 11 0.00 0.000																					

Batter	1	2	3	4	5	6	7	8	9	AB	R	H	RBI	BB	SO	LOB	BOTTOM					
1 Juan Pierre, L (1, 7) OBP: 0.313, SLG: 0.295										4	0	1	0	0	0	2	Chicago Cubs @ Chicago White Sox U.S. Cellular Field, Chicago, IL Wed Jun 22 2011, 8:11 PM - 11:11 PM EDT Att: 35,403 - Overcast - 70 F					
22 Brent Morel, R (1, 5) OBP: 0.257, SLG: 0.310										4	0	0	0	0	1	3						
20 Carlos Quentin, R (1, 10) OBP: 0.358, SLG: 0.535										4	0	0	0	0	2	1						
14 Paul Konerko, R (1, 3) OBP: 0.398, SLG: 0.603										3	0	0	0	1	0	0						
10 Alexei Ramirez, R (1, 6) OBP: 0.348, SLG: 0.423										3	2	1	0	1	1	2						
51 Alex Rios, R (1, 8) OBP: 0.289, SLG: 0.331										4	1	2	0	0	1	0						
12 A.J. Pierzynski, L (1, 2) OBP: 0.325, SLG: 0.378										4	1	1	2	0	0	2						
18 Brent Lillibridge, R (1, 9) OBP: 0.377, SLG: 0.546										3	0	2	2	0	1	0						
15 Gordon Beckham, R (1, 4) OBP: 0.293, SLG: 0.345										4	0	1	0	0	0	4						
Inning Stats	R: 0 E: 1 K: 1 S: 10	H: 1 LOB: 2 BB: 1 P: 19	R: 0 E: 0 K: 0 S: 10	H: 1 LOB: 1 BB: 0 P: 13	R: 0 E: 0 K: 0 S: 6	H: 0 LOB: 0 BB: 0 P: 11	R: 3 E: 0 K: 0 S: 21	H: 5 LOB: 2 BB: 0 P: 29	R: 1 E: 1 K: 1 S: 15	H: 1 LOB: 3 BB: 1 P: 29	R: 0 E: 0 K: 1 S: 7	H: 0 LOB: 0 BB: 0 P: 14	R: 0 E: 0 K: 2 S: 10	H: 0 LOB: 0 BB: 0 P: 14	R: 0 E: 0 K: 1 S: 7	H: 0 LOB: 0 BB: 0 P: 11		R: 0 E: 0 K: 1 S: 7	H: 0 LOB: 0 BB: 0 P: 11	1B: 7 2B: 0 3B: 1 HR: 0	SF: 0 SAC: 0 DP: 0 HBP: 1	WP: 0 PB: 0 SB: 0 CS: 0
PITCHER	IP WLS BF H R ER SO BB IBB HBP BLK WP HR S P ERA WHIP																					
32 Doug Davis, L (1, 1) ERA: 5.01	5.0 L 27 8 4 3 2 1 1 1 1 0 0 0 0 7 14 5.40 1.800																					
37 Chris Carpenter, R (6, 1) ERA: 2.45	1.0 3 0 0 0 1 0 0 0 0 0 0 0 7 14 0.00 0.000																					
29 Jeff Samardzija, R (7, 1) ERA: 4.07	1.0 3 0 0 0 2 0 0 0 0 0 0 0 10 14 0.00 0.000																					
45 Sean Marshall, L (8, 1) ERA: 2.34	1.0 3 0 0 0 1 0 0 0 0 0 0 0 7 11 0.00 0.000																					

Batter	1	2	3	4	5	6	7	8	9	AB	R	H	RBI	BB	SO	LOB	TOP				
1 Kosuke Fukudome, L (1, 8) OBP: 0.396, SLG: 0.399										5	0	1	1	0	1	1	Chicago Cubs @ Kansas City Royals Kauffman Stadium, Kansas City, MO Fri Jun 24 2011, 7:11 PM - 10:04 PM CDT Att: 32,918 - Clear - 81 F				
13 Starlin Castro, R (1, 6) OBP: 0.356, SLG: 0.446										5	0	3	1	0	0	0					
16 Aramis Ramirez, R (1, 5) OBP: 0.330, SLG: 0.409										5	2	3	0	0	1	5					
3 Jeff Baker, R (1, 10) OBP: 0.336, SLG: 0.448										4	0	1	1	0	1	1					
18 Geovany Soto, R (1, 2) OBP: 0.307, SLG: 0.366										3	0	0	0	1	2	1					
22 Carlos Pena, L (1, 3) OBP: 0.352, SLG: 0.446											4	2	2	1	0	0					
12 Alfonso Soriano, R (1, 7) OBP: 0.307, SLG: 0.519											3	0	1	0	1	1		0			
5 Reed Johnson, R (9, 7) OBP: 0.400, SLG: 0.628										0	0	0	0	0	0	0					
39 Luis Montanez, R (1, 9) OBP: 0.268, SLG: 0.325										2	0	1	1	0	1	0					
9 Blake DeWitt, L (7, PH) OBP: 0.295, SLG: 0.378										1	0	0	0	0	0	1					
1 Tony Campana, L (7, 8) OBP: 0.267, SLG: 0.288										1	1	1	0	0	0	0					
33 DJ LeMahieu, R (1, 4) OBP: 0.267, SLG: 0.300										4	1	2	0	0	0	0					
Inning Stats	R: 1 E: 0 K: 1 S: 14	H: 3 LOB: 1 BB: 0 P: 20	R: 0 E: 0 K: 1 S: 7	H: 0 LOB: 0 BB: 0 P: 11	R: 0 E: 0 K: 1 S: 7	H: 0 LOB: 0 BB: 0 P: 9	R: 2 E: 0 K: 0 S: 11	H: 3 LOB: 2 BB: 2 P: 22	R: 0 E: 0 K: 0 S: 5	H: 1 LOB: 0 BB: 0 P: 10	R: 1 E: 0 K: 1 S: 15	H: 5 LOB: 3 BB: 0 P: 21	R: 0 E: 0 K: 1 S: 7	H: 0 LOB: 0 BB: 0 P: 8	R: 2 E: 1 K: 1 S: 12	H: 3 LOB: 1 BB: 0 P: 22	1B: 11 2B: 3 3B: 1 HR: 0	SF: 0 SAC: 0 DP: 2 HBP: 0	WP: 0 PB: 0 SB: 0 CS: 1	PA: 39	
PITCHER	IP: 6.0 ERA: 3.88	WLS: 0 BF: 24	H: 8 R: 4 ER: 4 SO: 4	BB: 1 IBB: 1 HBP: 0 BLK: 0	WP: 0 HR: 0 S: 52 P: 83	ERA: 6.00 WHIP: 1.500															
38 Blake Wood, R (7, 1) ERA: 2.45	1.0 B 6 4 0 0 1	0 0 0 0 0 0 0	0 0 0 0 0 0 0	0 0 0 0 0 0 0	0 0 14 19	0.00 4.000															
43 Aaron Crow, R (8, 1) ERA: 1.43	2.0 L 9 3 2 1 2	0 0 0 0 0 0 0	0 0 0 0 0 0 0	0 0 0 0 0 0 0	0 0 19 30	4.50 1.500															

Chicago Cubs @ Kansas City Royals
Kauffman Stadium, Kansas City, MO
Fri Jun 24 2011, 7:11 PM - 10:04 PM CDT
Att: 32,918 - Clear - 81 F

AB 37
R 6
H 15
RBI 5
BB 2
SO 7
LOB 9



Batter	1	2	3	4	5	6	7	8	9	AB	R	H	RBI	BB	SO	LOB	BOTTOM				
53 Melky Cabrera, S (1, 8) OBP: 0.317, SLG: 0.433										5	0	2	1	0	1	1	Chicago Cubs @ Kansas City Royals Kauffman Stadium, Kansas City, MO Fri Jun 24 2011, 7:11 PM - 10:04 PM CDT Att: 32,918 - Clear - 81 F				
35 Eric Hosmer, L (1, 3) OBP: 0.308, SLG: 0.402										5	0	0	0	0	2	4					
16 Billy Butler, R (1, 10) OBP: 0.407, SLG: 0.442										4	0	2	0	1	1	1					
1 Jarrod Dyson, L (9, PR) OBP: 0.286, SLG: 0.167										0	0	0	0	0	0	0					
4 Alex Gordon, L (1, 7) OBP: 0.358, SLG: 0.480											4	2	2	0	1	0		2			
21 Jeff Francoeur, R (1, 9) OBP: 0.303, SLG: 0.438											4	1	1	2	0	0		4			
8 Mike Moustakas, L (1, 5) OBP: 0.327, SLG: 0.318										4	0	1	0	0	0	1					
3 Brayan Peña, S (1, 2) OBP: 0.298, SLG: 0.383											3	0	0	1	0	0		0			
2 Alcides Escobar, R (1, 6) OBP: 0.284, SLG: 0.310											3	1	0	0	1	1					
17 Chris Getz, L (1, 4) OBP: 0.326, SLG: 0.303										3	0	2	0	1	1	0					
Inning Stats	R: 0 E: 0 K: 0 S: 5	H: 0 LOB: 0 BB: 0 P: 9	R: 1 E: 0 K: 0 S: 15	H: 2 LOB: 1 BB: 0 P: 20	R: 0 E: 0 K: 2 S: 14	H: 2 LOB: 1 BB: 0 P: 23	R: 3 E: 1 K: 0 S: 14	H: 3 LOB: 2 BB: 1 P: 23	R: 0 E: 0 K: 0 S: 11	H: 2 LOB: 1 BB: 0 P: 18	R: 0 E: 0 K: 2 S: 10	H: 0 LOB: 0 BB: 2 P: 21	R: 0 E: 0 K: 0 S: 9	H: 0 LOB: 0 BB: 0 P: 11	R: 0 E: 0 K: 2 S: 12	H: 1 LOB: 2 BB: 1 P: 22	1B: 7 2B: 2 3B: 0 HR: 1	SF: 1 SAC: 0 DP: 0 HBP: 0	WP: 1 PB: 0 SB: 1 CS: 1	PA: 40	
PITCHER	IP: 6.0 ERA: 5.31	WLS: 2 BF: 27	H: 9 R: 4 ER: 2 SO: 4	BB: 1 IBB: 0 HBP: 0 BLK: 0	WP: 1 HR: 1 S: 70 P: 108	ERA: 3.00 WHIP: 1.667															
40 James Russell, L (7, 1) ERA: 5.49	0.2 2 0 0 0 0 0	0 0 0 0 0 0 0	0 0 0 0 0 0 0	0 0 0 0 0 0 0	0 0 6 9	0.00 0.000															
37 Chris Carpenter, R (7, 1) ERA: 2.25	0.1 3 0 0 0 0 0	0 0 0 0 0 0 0	0 0 0 0 0 0 0	0 0 0 0 0 0 0	0 0 4 12	0.00 6.000															
45 Sean Marshall, L (8, 1) ERA: 2.27	1.0 W 3 0 0 0 0	0 0 0 0 0 0 0	0 0 0 0 0 0 0	0 0 0 0 0 0 0	0 0 9 11	0.00 0.000															
48 Carlos Marmol, R (9, 1) ERA: 2.02	1.0 S 5 1 0 0 2	0 0 0 0 0 0 2	1 0 0 0 0 0 0	0 0 0 0 0 0 0	0 0 12 22	0.00 2.000															

Chicago Cubs @ Kansas City Royals
Kauffman Stadium, Kansas City, MO
Fri Jun 24 2011, 7:11 PM - 10:04 PM CDT
Att: 32,918 - Clear - 81 F

AB 35
R 4
H 10
RBI 4
BB 4
SO 6
LOB 14



Batter	1	2	3	4	5	6	7	8	9	AB	R	H	RBI	BB	SO	LOB	TOP				
5 Reed Johnson, R OBP: 0.404, SLG: 0.622										4	0	2	0	0	0	1	<p>Chicago Cubs @ Kansas City Royals Kauffman Stadium, Kansas City, MO</p> <p>Sat Jun 25 2011, 6:13 PM - 8:56 PM CDT Att: 38,744 - Partly Cloudy - 84 F</p> <p>livebaseballscorecards.com</p> <p>AB 33 R 2 H 9 RBI 2 BB 1 SO 5 LOB 10</p>				
13 Starlin Castro, R OBP: 0.357, SLG: 0.444										3	0	1	0	1	0	2					
3 Jeff Baker, R OBP: 0.336, SLG: 0.445										3	0	1	0	0	1	1					
1 Kosuke Fukudome, L OBP: 0.394, SLG: 0.397										1	0	0	0	0	0	0					
16 Aramis Ramirez, R OBP: 0.332, SLG: 0.421										4	1	2	1	0	0	2					
18 Geovany Soto, R OBP: 0.305, SLG: 0.380										4	1	1	1	0	0	2					
12 Alfonso Soriano, R OBP: 0.347, SLG: 0.514										4	0	1	0	0	1	0					
22 Carlos Pena, L OBP: 0.438										4	0	0	0	0	2	1					
39 Luis Montanez, R OBP: 0.273, SLG: 0.310										2	0	0	0	0	0	0					
9 Blake DeWitt, L OBP: 0.262, SLG: 0.375										1	0	0	0	0	1	0					
33 DJ LeMahieu, R OBP: 0.273, SLG: 0.303										3	0	1	0	0	0	1					
Inning Stats	R: 0 E: 0 K: 0 S: 6	H: 1 LOB: 2 BB: 1 P: 13	R: 0 E: 0 K: 1 S: 9	H: 0 LOB: 0 BB: 0 P: 12	R: 0 E: 0 K: 0 S: 10	H: 3 LOB: 2 BB: 0 P: 16	R: 0 E: 0 K: 0 S: 4	H: 0 LOB: 0 BB: 0 P: 7	R: 0 E: 0 K: 1 S: 5	H: 1 LOB: 1 BB: 0 P: 10	R: 2 E: 0 K: 1 S: 11	H: 3 LOB: 0 BB: 0 P: 14	R: 0 E: 0 K: 0 S: 8	H: 0 LOB: 0 BB: 0 P: 12	R: 0 E: 0 K: 3 S: 11	H: 0 LOB: 0 BB: 0 P: 18	1B: 7 2B: 0 3B: 0 HR: 2	SF: 0 SAC: 0 DP: 2 HBP: 1	WP: 0 PB: 0 SB: 1 CS: 0	PA: 35	
PITCHER	IP WLS BF H R ER SO BB IBB HBP BLK WP HR S P ERA WHIP																				
23 Danny Duffy, L ERA: 4.61	7.0		29	9	2	2	2	1	0	0	0	0	0	0	0	0	2	56	91	2.57	1.429
56 Greg Holland, R ERA: 1.08	1.0	W	3	0	0	0	0	0	0	0	0	0	0	0	0	0	0	8	12	0.00	0.000
48 Joakim Soria, R ERA: 4.36	1.0	S	3	0	0	0	3	0	0	0	0	0	0	0	0	0	0	11	18	0.00	0.000

Batter	1	2	3	4	5	6	7	8	9	AB	R	H	RBI	BB	SO	LOB	BOTTOM				
1 Jarrod Dyson, L OBP: 0.313, SLG: 0.185										3	1	1	0	1	0	0	<p>Chicago Cubs @ Kansas City Royals Kauffman Stadium, Kansas City, MO</p> <p>Sat Jun 25 2011, 6:13 PM - 8:56 PM CDT Att: 38,744 - Partly Cloudy - 84 F</p> <p>livebaseballscorecards.com</p> <p>AB 31 R 3 H 9 RBI 3 BB 5 SO 4 LOB 21</p>				
53 Melky Cabrera, S OBP: 0.316, SLG: 0.431										3	0	1	1	1	0	2					
35 Eric Hosmer, L OBP: 0.312, SLG: 0.401										4	0	1	1	0	0	3					
16 Billy Butler, R OBP: 0.405, SLG: 0.440										3	0	1	0	1	0	0					
4 Alex Gordon, L OBP: 0.360, SLG: 0.479										3	0	1	0	1	0	0					
12 Mitch Maier, L OBP: 0.440, SLG: 0.439										3	0	1	0	0	0	4					
21 Jeff Francoeur, R OBP: 0.305, SLG: 0.438										0	1	0	0	1	0	0					
8 Mike Moustakas, L OBP: 0.340, SLG: 0.319										3	0	1	0	1	0	4					
15 Matt Treanor, R OBP: 0.351, SLG: 0.301										3	0	0	0	0	2	3					
24 Wilson Betemit, S OBP: 0.343, SLG: 0.407										1	0	0	0	0	1	2					
3 Brayan Peña, S OBP: 0.298, SLG: 0.383										0	0	0	0	0	0	0					
17 Chris Getz, L OBP: 0.325, SLG: 0.302										4	0	1	1	0	0	0					
2 Alcides Escobar, R OBP: 0.291, SLG: 0.321										3	1	2	0	0	0	0					
Inning Stats	R: 0 E: 0 K: 0 S: 10	H: 2 LOB: 1 BB: 0 P: 15	R: 0 E: 0 K: 0 S: 9	H: 2 LOB: 0 BB: 0 P: 16	R: 0 E: 0 K: 1 S: 9	H: 0 LOB: 1 BB: 1 P: 16	R: 2 E: 0 K: 0 S: 19	H: 4 LOB: 3 BB: 1 P: 31	R: 0 E: 0 K: 1 S: 7	H: 0 LOB: 0 BB: 0 P: 8	R: 0 E: 0 K: 0 S: 6	H: 0 LOB: 0 BB: 0 P: 9	R: 1 E: 0 K: 2 S: 23	H: 1 LOB: 3 BB: 2 P: 38	1B: 8 2B: 0 3B: 1 HR: 0	SF: 0 SAC: 0 DP: 2 HBP: 1	WP: 0 PB: 1 SB: 1 CS: 0	PA: 37			
PITCHER	IP WLS BF H R ER SO BB IBB HBP BLK WP HR S P ERA WHIP																				
38 Carlos Zambrano, R ERA: 4.38	7.0		30	8	2	2	2	3	0	0	0	0	0	0	0	0	0	69	11	2.57	1.571
43 John Grabow, L ERA: 4.88	0.1		1	0	0	0	0	0	0	0	0	1	1	0	0	0	0	1	1	0.00	0.000
29 Jeff Samardzija, R ERA: 4.25	0.1	L	5	1	1	1	1	2	0	1	0	0	0	0	0	0	0	16	30	27.00	9.000
40 James Russell, L ERA: 5.45	0.1		1	0	0	0	1	0	0	0	0	0	0	0	0	0	0	6	7	0.00	0.000

Batter	1	2	3	4	5	6	7	8	9	AB	R	H	RBI	BB	SO	LOB	TOP							
1 Kosuke Fukudome, L (1, 9) OBP: 0.390, SLG: 0.390										4	0	0	0	1	2	1	Chicago Cubs @ Kansas City Royals Kauffman Stadium, Kansas City, MO Sun Jun 26 2011, 1:11 PM - 3:53 PM CDT Att: 28,401 - Overcast - 87 F							
13 Starlin Castro, R (1, 6) OBP: 0.356, SLG: 0.442										4	0	1	0	0	1	1								
16 Aramis Ramirez, R (1, 10) OBP: 0.331, SLG: 0.417										3	0	0	0	0	0	1								
22 Carlos Pena, L (1, 3) OBP: 0.345, SLG: 0.435										4	0	1	0	0	0	1								
5 Reed Johnson, R (1, 8) OBP: 0.398, SLG: 0.617										4	1	1	0	0	3	1								
9 Blake DeWitt, L (1, 5) OBP: 0.289, SLG: 0.379										4	1	2	1	0	0	1								
12 Alfonso Soriano, R (1, 7) OBP: 0.310, SLG: 0.509										2	0	0	0	2	2	1								
18 Geovany Soto, R (1, 2) OBP: 0.319, SLG: 0.412										3	1	3	2	1	0	0								
33 DJ LeMahieu, R (1, 4) OBP: 0.243, SLG: 0.270										4	0	0	0	0	3	6								
Inning Stats	R: 0 E: 0 K: 1 S: 6	H: 1 LOB: 0 BB: 0 P: 9	R: 0 E: 0 K: 2 S: 11	H: 1 LOB: 1 BB: 0 P: 15	R: 1 E: 0 K: 1 S: 11	H: 1 LOB: 0 BB: 1 P: 22	R: 2 E: 0 K: 0 S: 10	H: 3 LOB: 2 BB: 1 P: 17	R: 0 E: 0 K: 0 S: 5	H: 0 LOB: 0 BB: 0 P: 7	R: 0 E: 1 K: 2 S: 13	H: 1 LOB: 3 BB: 2 P: 26	R: 0 E: 0 K: 2 S: 14	H: 0 LOB: 1 BB: 0 P: 22	R: 0 E: 0 K: 2 S: 8	H: 0 LOB: 0 BB: 0 P: 10	R: 0 E: 0 K: 1 S: 9	H: 1 LOB: 0 BB: 0 P: 13	1B: 5 2B: 2 3B: 0 HR: 1	SF: 0 SAC: 0 DP: 3 HBP: 1	WP: 0 PB: 0 SB: 0 CS: 0	PA: 37		
PITCHER	IP WLS BF H R ER SO BB IBB HBP BLK WP HR S P ERA WHIP	IP WLS BF H R ER SO BB IBB HBP BLK WP HR S P ERA WHIP	IP WLS BF H R ER SO BB IBB HBP BLK WP HR S P ERA WHIP	IP WLS BF H R ER SO BB IBB HBP BLK WP HR S P ERA WHIP	IP WLS BF H R ER SO BB IBB HBP BLK WP HR S P ERA WHIP	IP WLS BF H R ER SO BB IBB HBP BLK WP HR S P ERA WHIP	IP WLS BF H R ER SO BB IBB HBP BLK WP HR S P ERA WHIP	IP WLS BF H R ER SO BB IBB HBP BLK WP HR S P ERA WHIP	IP WLS BF H R ER SO BB IBB HBP BLK WP HR S P ERA WHIP	IP WLS BF H R ER SO BB IBB HBP BLK WP HR S P ERA WHIP	IP WLS BF H R ER SO BB IBB HBP BLK WP HR S P ERA WHIP	IP WLS BF H R ER SO BB IBB HBP BLK WP HR S P ERA WHIP	IP WLS BF H R ER SO BB IBB HBP BLK WP HR S P ERA WHIP	IP WLS BF H R ER SO BB IBB HBP BLK WP HR S P ERA WHIP	IP WLS BF H R ER SO BB IBB HBP BLK WP HR S P ERA WHIP	IP WLS BF H R ER SO BB IBB HBP BLK WP HR S P ERA WHIP	IP WLS BF H R ER SO BB IBB HBP BLK WP HR S P ERA WHIP	IP WLS BF H R ER SO BB IBB HBP BLK WP HR S P ERA WHIP	IP WLS BF H R ER SO BB IBB HBP BLK WP HR S P ERA WHIP	IP WLS BF H R ER SO BB IBB HBP BLK WP HR S P ERA WHIP	IP WLS BF H R ER SO BB IBB HBP BLK WP HR S P ERA WHIP	IP WLS BF H R ER SO BB IBB HBP BLK WP HR S P ERA WHIP	IP WLS BF H R ER SO BB IBB HBP BLK WP HR S P ERA WHIP	IP WLS BF H R ER SO BB IBB HBP BLK WP HR S P ERA WHIP

AB	32
R	3
H	8
RBI	3
BB	4
SO	11
LOB	13



Batter	1	2	3	4	5	6	7	8	9	AB	R	H	RBI	BB	SO	LOB	BOTTOM							
53 Melky Cabrera, S (1, 8) OBP: 0.317, SLG: 0.431										5	1	2	0	0	0	4	Chicago Cubs @ Kansas City Royals Kauffman Stadium, Kansas City, MO Sun Jun 26 2011, 1:11 PM - 3:53 PM CDT Att: 28,401 - Overcast - 87 F							
35 Eric Hosmer, L (1, 3) OBP: 0.316, SLG: 0.403										4	1	2	1	0	1	1								
16 Billy Butler, R (1, 10) OBP: 0.403, SLG: 0.437										4	1	1	1	0	1	2								
4 Alex Gordon, L (1, 7) OBP: 0.362, SLG: 0.482										4	1	2	1	0	0	1								
21 Jeff Francoeur, R (1, 9) OBP: 0.311, SLG: 0.442										4	0	3	1	0	0	0								
8 Mike Moustakas, L (1, 5) OBP: 0.333, SLG: 0.300										3	0	0	0	1	1	3								
15 Matt Treanor, R (1, 2) OBP: 0.354, SLG: 0.303										2	1	1	1	1	0	0								
2 Alcides Escobar, R (1, 6) OBP: 0.291, SLG: 0.321										3	0	1	0	0	1	2								
17 Chris Getz, L (1, 4) OBP: 0.328, SLG: 0.302										3	1	1	1	1	0	0								
Inning Stats	R: 4 E: 0 K: 1 S: 17	H: 5 LOB: 2 BB: 1 P: 24	R: 0 E: 0 K: 1 S: 6	H: 0 LOB: 0 BB: 0 P: 9	R: 0 E: 0 K: 0 S: 10	H: 2 LOB: 1 BB: 0 P: 17	R: 2 E: 0 K: 0 S: 12	H: 2 LOB: 1 BB: 1 P: 21	R: 0 E: 0 K: 0 S: 7	H: 0 LOB: 0 BB: 0 P: 12	R: 0 E: 0 K: 1 S: 10	H: 0 LOB: 0 BB: 0 P: 8	R: 0 E: 0 K: 1 S: 10	H: 1 LOB: 1 BB: 0 P: 12	R: 0 E: 1 K: 1 S: 17	H: 3 LOB: 3 BB: 1 P: 25	R: 0 E: 1 K: 1 S: 17	H: 3 LOB: 3 BB: 1 P: 25	1B: 12 2B: 2 3B: 0 HR: 0	SF: 1 SAC: 1 DP: 1 HBP: 0	WP: 0 PB: 0 SB: 0 CS: 4	PA: 38		
PITCHER	IP WLS BF H R ER SO BB IBB HBP BLK WP HR S P ERA WHIP	IP WLS BF H R ER SO BB IBB HBP BLK WP HR S P ERA WHIP	IP WLS BF H R ER SO BB IBB HBP BLK WP HR S P ERA WHIP	IP WLS BF H R ER SO BB IBB HBP BLK WP HR S P ERA WHIP	IP WLS BF H R ER SO BB IBB HBP BLK WP HR S P ERA WHIP	IP WLS BF H R ER SO BB IBB HBP BLK WP HR S P ERA WHIP	IP WLS BF H R ER SO BB IBB HBP BLK WP HR S P ERA WHIP	IP WLS BF H R ER SO BB IBB HBP BLK WP HR S P ERA WHIP	IP WLS BF H R ER SO BB IBB HBP BLK WP HR S P ERA WHIP	IP WLS BF H R ER SO BB IBB HBP BLK WP HR S P ERA WHIP	IP WLS BF H R ER SO BB IBB HBP BLK WP HR S P ERA WHIP	IP WLS BF H R ER SO BB IBB HBP BLK WP HR S P ERA WHIP	IP WLS BF H R ER SO BB IBB HBP BLK WP HR S P ERA WHIP	IP WLS BF H R ER SO BB IBB HBP BLK WP HR S P ERA WHIP	IP WLS BF H R ER SO BB IBB HBP BLK WP HR S P ERA WHIP	IP WLS BF H R ER SO BB IBB HBP BLK WP HR S P ERA WHIP	IP WLS BF H R ER SO BB IBB HBP BLK WP HR S P ERA WHIP	IP WLS BF H R ER SO BB IBB HBP BLK WP HR S P ERA WHIP	IP WLS BF H R ER SO BB IBB HBP BLK WP HR S P ERA WHIP	IP WLS BF H R ER SO BB IBB HBP BLK WP HR S P ERA WHIP	IP WLS BF H R ER SO BB IBB HBP BLK WP HR S P ERA WHIP	IP WLS BF H R ER SO BB IBB HBP BLK WP HR S P ERA WHIP	IP WLS BF H R ER SO BB IBB HBP BLK WP HR S P ERA WHIP	IP WLS BF H R ER SO BB IBB HBP BLK WP HR S P ERA WHIP

AB	32
R	6
H	13
RBI	6
BB	3
SO	4
LOB	13



Batter	1	2	3	4	5	6	7	8	9	AB	R	H	RBI	BB	SO	LOB	TOP					
33 Aaron Rowand, R OBP: 0.299, SLG: 0.358										5	2	3	1	0	3							
10 Miguel Tejada, R OBP: 0.257, SLG: 0.308										6	2	3	1	0	3							
17 Aubrey Huff, L OBP: 0.294, SLG: 0.385										4	2	1	2	1	0	2						
13 Cody Ross, R OBP: 0.351, SLG: 0.429										5	0	2	0	0	5							
48 Pablo Sandoval, S OBP: 0.336, SLG: 0.441										5	2	2	1	0	1	3						
41 Jeremy Affeldt, L										0	0	0	0	0	0	0						
52 Ramon E Ramirez, R										0	0	0	0	0	0	0						
5 Pat Burrell, R OBP: 0.348, SLG: 0.436										5	2	3	3	0	1	0						
56 Andres Torres, S OBP: 0.340, SLG: 0.382										0	0	0	0	0	0	0						
6 Bill Hall, R OBP: 0.277, SLG: 0.333										4	2	1	0	1	2	1						
37 Chris Stewart, R OBP: 0.295, SLG: 0.256										4	1	2	1	1	0	0						
32 Ryan Vogelsong, R OBP: 0.231, SLG: 0.269										3	0	1	0	0	1	4						
12 Nate Schierholz, L OBP: 0.336, SLG: 0.407										1	0	1	1	0	0	0						
46 Santiago Casilla, R										0	0	0	0	0	0	0						
35 Brandon Crawford, L OBP: 0.296, SLG: 0.268										1	0	0	0	0	1	0						
Inning Stats	R: 3 E: 0 K: 1 S: 14	H: 4 LOB: 1 BB: 1 P: 24	R: 0 E: 0 K: 0 S: 9	H: 1 LOB: 1 BB: 0 P: 12	R: 3 E: 0 K: 1 S: 13	H: 2 LOB: 2 BB: 1 P: 24	R: 0 E: 0 K: 0 S: 14	H: 2 LOB: 2 BB: 0 P: 21	R: 5 E: 1 K: 1 S: 16	H: 5 LOB: 1 BB: 1 P: 27	R: 1 E: 0 K: 1 S: 19	H: 2 LOB: 2 BB: 1 P: 32	R: 0 E: 0 K: 0 S: 9	H: 1 LOB: 1 BB: 0 P: 13	R: 0 E: 0 K: 1 S: 8	H: 0 LOB: 0 BB: 0 P: 13	R: 1 E: 0 K: 1 S: 7	H: 1 LOB: 0 BB: 0 P: 13	1B: 13 2B: 3 3B: 0 HR: 2	SF: 1 DP: 2 HBP: 0	WP: 1 PA: 48 PB: 0 SB: 1 CS: 0	
PITCHER	IP WLS BF H R ER SO BB IBB HBP BLK WP HR S P ERA WHIP	IP WLS BF H R ER SO BB IBB HBP BLK WP HR S P ERA WHIP	IP WLS BF H R ER SO BB IBB HBP BLK WP HR S P ERA WHIP	IP WLS BF H R ER SO BB IBB HBP BLK WP HR S P ERA WHIP	IP WLS BF H R ER SO BB IBB HBP BLK WP HR S P ERA WHIP	IP WLS BF H R ER SO BB IBB HBP BLK WP HR S P ERA WHIP	IP WLS BF H R ER SO BB IBB HBP BLK WP HR S P ERA WHIP	IP WLS BF H R ER SO BB IBB HBP BLK WP HR S P ERA WHIP	IP WLS BF H R ER SO BB IBB HBP BLK WP HR S P ERA WHIP	IP WLS BF H R ER SO BB IBB HBP BLK WP HR S P ERA WHIP	IP WLS BF H R ER SO BB IBB HBP BLK WP HR S P ERA WHIP	IP WLS BF H R ER SO BB IBB HBP BLK WP HR S P ERA WHIP	IP WLS BF H R ER SO BB IBB HBP BLK WP HR S P ERA WHIP	IP WLS BF H R ER SO BB IBB HBP BLK WP HR S P ERA WHIP	IP WLS BF H R ER SO BB IBB HBP BLK WP HR S P ERA WHIP	IP WLS BF H R ER SO BB IBB HBP BLK WP HR S P ERA WHIP	IP WLS BF H R ER SO BB IBB HBP BLK WP HR S P ERA WHIP	IP WLS BF H R ER SO BB IBB HBP BLK WP HR S P ERA WHIP	IP WLS BF H R ER SO BB IBB HBP BLK WP HR S P ERA WHIP	IP WLS BF H R ER SO BB IBB HBP BLK WP HR S P ERA WHIP	IP WLS BF H R ER SO BB IBB HBP BLK WP HR S P ERA WHIP	IP WLS BF H R ER SO BB IBB HBP BLK WP HR S P ERA WHIP
32 Doug Davis, L ERA: 6.5	4.1 L 27 12 10 10 3 3 0 0 0 0 0 1 61 99 20.77 3.462	1.2 10 4 2 2 1 1 0 0 0 0 1 0 24 41 10.80 3.000	2.0 7 1 0 0 1 0 0 0 0 0 0 0 17 26 0.00 0.500	1.0 4 1 1 1 1 0 0 0 0 0 0 1 7 13 9.00 1.000																		

San Francisco Giants @ Chicago Cubs
Wrigley Field, Chicago, IL
Tue Jun 28 2011, 1:24 PM - 4:45 PM CDT
Att: 39,157 - Sunny - 79 F

livebaseballscores.com

AB 43
R 13
H 18
RBI 12
BB 4
SO 6
LOB 21

Batter	1	2	3	4	5	6	7	8	9	AB	R	H	RBI	BB	SO	LOB	BOTTOM					
1 Kosuke Fukudome, L OBP: 0.387, SLG: 0.380										4	0	0	0	1	1	0						
1 Tony Campana, L OBP: 0.309, SLG: 0.297										2	1	1	0	2	1	0						
40 James Russell, L OBP: 0.125, SLG: 0.125										0	0	0	0	0	0	0						
3 Jeff Baker, R OBP: 0.333, SLG: 0.442										1	0	0	0	0	0	0						
43 John Grabow, L ERA: 5.01										0	0	0	0	0	0	0						
13 Starlin Castro, R OBP: 0.350, SLG: 0.439										5	1	0	0	0	1	4						
16 Aramis Ramirez, R OBP: 0.338, SLG: 0.446										5	2	2	0	0	1	4						
22 Carlos Pena, L OBP: 0.348, SLG: 0.471										4	2	1	2	1	1	3						
12 Alfonso Soriano, R OBP: 0.316, SLG: 0.509										3	0	1	1	1	1	1						
9 Blake DeWitt, L OBP: 0.287, SLG: 0.371										4	0	2	3	0	0	1						
55 Koyie Hill, S OBP: 0.289, SLG: 0.358										4	1	1	1	0	1	4						
32 Doug Davis, R										2	0	0	0	0	2	1						
37 Chris Carpenter, R										0	0	0	0	0	0	0						
5 Reed Johnson, R OBP: 0.387, SLG: 0.598										2	0	0	0	0	0	0						
Inning Stats	R: 0 E: 0 K: 1 S: 10	H: 0 LOB: 0 BB: 0 P: 15	R: 3 E: 0 K: 1 S: 14	H: 3 LOB: 0 BB: 0 P: 18	R: 0 E: 0 K: 2 S: 12	H: 1 LOB: 2 BB: 1 P: 21	R: 0 E: 1 K: 1 S: 11	H: 1 LOB: 1 BB: 0 P: 15	R: 3 E: 1 K: 1 S: 21	H: 1 LOB: 2 BB: 3 P: 38	R: 0 E: 0 K: 2 S: 12	H: 0 LOB: 1 BB: 1 P: 19	R: 1 E: 0 K: 1 S: 10	H: 2 LOB: 1 BB: 0 P: 19	R: 0 E: 0 K: 0 S: 10	H: 0 LOB: 0 BB: 0 P: 16	R: 0 E: 0 K: 0 S: 9	H: 0 LOB: 0 BB: 0 P: 13	1B: 6 2B: 0 3B: 0 HR: 2	SF: 0 DP: 0 HBP: 0	WP: 0 PA: 41 PB: 0 SB: 0 CS: 0	
PITCHER	IP WLS BF H R ER SO BB IBB HBP BLK WP HR S P ERA WHIP	IP WLS BF H R ER SO BB IBB HBP BLK WP HR S P ERA WHIP	IP WLS BF H R ER SO BB IBB HBP BLK WP HR S P ERA WHIP	IP WLS BF H R ER SO BB IBB HBP BLK WP HR S P ERA WHIP	IP WLS BF H R ER SO BB IBB HBP BLK WP HR S P ERA WHIP	IP WLS BF H R ER SO BB IBB HBP BLK WP HR S P ERA WHIP	IP WLS BF H R ER SO BB IBB HBP BLK WP HR S P ERA WHIP	IP WLS BF H R ER SO BB IBB HBP BLK WP HR S P ERA WHIP	IP WLS BF H R ER SO BB IBB HBP BLK WP HR S P ERA WHIP	IP WLS BF H R ER SO BB IBB HBP BLK WP HR S P ERA WHIP	IP WLS BF H R ER SO BB IBB HBP BLK WP HR S P ERA WHIP	IP WLS BF H R ER SO BB IBB HBP BLK WP HR S P ERA WHIP	IP WLS BF H R ER SO BB IBB HBP BLK WP HR S P ERA WHIP	IP WLS BF H R ER SO BB IBB HBP BLK WP HR S P ERA WHIP	IP WLS BF H R ER SO BB IBB HBP BLK WP HR S P ERA WHIP	IP WLS BF H R ER SO BB IBB HBP BLK WP HR S P ERA WHIP	IP WLS BF H R ER SO BB IBB HBP BLK WP HR S P ERA WHIP	IP WLS BF H R ER SO BB IBB HBP BLK WP HR S P ERA WHIP	IP WLS BF H R ER SO BB IBB HBP BLK WP HR S P ERA WHIP	IP WLS BF H R ER SO BB IBB HBP BLK WP HR S P ERA WHIP	IP WLS BF H R ER SO BB IBB HBP BLK WP HR S P ERA WHIP	IP WLS BF H R ER SO BB IBB HBP BLK WP HR S P ERA WHIP
32 Ryan Vogelsong, R ERA: 2.09	5.0 W 26 6 6 3 6 4 0 0 0 0 0 0 68 107 5.40 2.000	1.2 8 2 1 1 3 1 0 0 0 0 0 0 20 34 5.40 1.800	1.1 4 0 0 0 0 0 0 0 0 0 0 0 12 20 0.00 0.000	1.0 3 0 0 0 0 0 0 0 0 0 0 0 9 13 0.00 0.000																		

San Francisco Giants @ Chicago Cubs
Wrigley Field, Chicago, IL
Tue Jun 28 2011, 1:24 PM - 4:45 PM CDT
Att: 39,157 - Sunny - 79 F

livebaseballscores.com

AB 36
R 7
H 8
RBI 7
BB 5
SO 9
LOB 18

Batter	1	2	3	4	5	6	7	8	9	AB R H RBI BB SO LOB	TOP																										
56 Andres Torres, S (1,8) OBP: 0.330, SLG: 0.369										4 0 0 0 0 2 1	San Francisco Giants @ Chicago Cubs Wrigley Field, Chicago, IL Wed Jun 29 2011, 7:07 PM - 9:28 PM CDT Att: 37,221 - Clear - 65 F																										
2 Emmanuel Burriss, S (1,4) OBP: 0.258, SLG: 0.245										4 0 1 1 0 0 0																											
48 Pablo Sandoval, S (1,5) OBP: 0.335, SLG: 0.444										3 0 1 0 1 0 0																											
17 Aubrey Huff, L (1,3) OBP: 0.295, SLG: 0.381										4 0 1 0 0 1 1																											
13 Cody Ross, R (1,7) OBP: 0.351, SLG: 0.426										4 0 0 0 0 2 3																											
54 Sergio Romo, R (9,1)										0 0 0 0 0 0 0																											
12 Nate Schierholtz, L (1,9) OBP: 0.316, SLG: 0.419										3 0 1 0 0 1 0																											
10 Miguel Tejada, R (1,6) OBP: 0.255, SLG: 0.305										3 0 0 0 0 0 1																											
37 Chris Stewart, R (1,2) OBP: 0.277, SLG: 0.238										3 0 0 0 0 0 1																											
55 Tim Lincecum, L (1,1) OBP: 0.118, SLG: 0.065										2 0 0 0 0 1 0																											
52 Ramon E. Ramirez, R (8,1) OBP: 0.365, SLG: 0.443										0 0 0 0 0 0 0																											
41 Jeremy Affeldt, L (8,1) ERA: 3.34										0 0 0 0 0 0 0																											
5 Pat Burrell, R (9,PH) OBP: 0.277, SLG: 0.332										1 0 1 0 0 0 0																											
6 Bill Hall, R (9,PH) OBP: 0.277, SLG: 0.332										0 1 0 0 0 0 0																											
33 Aaron Rowand, R (9,7) OBP: 0.298, SLG: 0.338										0 0 0 0 0 0 0																											
Inning Stats	R: 0 E: 0 K: 1 S: 8	H: 1 LOB: 1 BB: 0 P: 10	R: 0 E: 0 K: 1 S: 10	H: 1 LOB: 1 BB: 0 P: 15	R: 0 E: 0 K: 0 S: 6	H: 0 LOB: 0 BB: 0 P: 8	R: 0 E: 0 K: 2 S: 9	H: 0 LOB: 0 BB: 0 P: 12	R: 0 E: 0 K: 0 S: 5	H: 0 LOB: 0 BB: 0 P: 6	R: 0 E: 0 K: 1 S: 6	H: 0 LOB: 0 BB: 0 P: 7	R: 0 E: 0 K: 0 S: 5	H: 0 LOB: 0 BB: 0 P: 9	R: 0 E: 0 K: 1 S: 8	H: 0 LOB: 0 BB: 0 P: 11	R: 1 E: 0 K: 1 S: 14	H: 3 LOB: 2 BB: 1 P: 25	1B: 2 2B: 3 3B: 0 HR: 0	SF: 0 SAC: 0 DP: 1 HBP: 0	WP: 0 PA: 32 PB: 0 SB: 0 CS: 0																
PITCHER	IP WLS BF H R ER SO BB IBB HBP BLK WP HR S P ERA WHIP																																				
46 Ryan Dempster, R (1,1) ERA: 4.99	8.0		27	3	1	1	6	0	0	0	0	0	0	0	60	83	1.12	0.375																			
49 Carlos Marmol, R (9,1) ERA: 2.45	1.0	W	5	2	0	0	1	0	1	0	0	0	0	0	11	20	0.00	2.000																			

Batter	1	2	3	4	5	6	7	8	9	AB R H RBI BB SO LOB	BOTTOM																											
1 Kosuke Fukudome, L (1,9) OBP: 0.383, SLG: 0.376										4 0 1 0 0 0 0	San Francisco Giants @ Chicago Cubs Wrigley Field, Chicago, IL Wed Jun 29 2011, 7:07 PM - 9:28 PM CDT Att: 37,221 - Clear - 65 F																											
15 Darwin Barney, R (1,4) OBP: 0.320, SLG: 0.357										4 0 1 0 0 1 1																												
13 Starlin Castro, R (1,6) OBP: 0.345, SLG: 0.438										4 0 0 0 0 1 1																												
22 Carlos Pena, L (1,3) OBP: 0.353, SLG: 0.469										3 1 1 0 1 1 0																												
9 Blake DeWitt, L (1,5) OBP: 0.295, SLG: 0.385										3 0 2 1 0 0 0																												
3 Jeff Baker, R (8,PH) OBP: 0.328, SLG: 0.427										1 0 0 0 0 0 2																												
12 Alfonso Soriano, R (1,7) OBP: 0.315, SLG: 0.507										3 0 1 0 0 2 2																												
1 Tony Campana, L (9,8) OBP: 0.314, SLG: 0.303										1 1 1 0 0 0 0																												
5 Reed Johnson, R (1,8) OBP: 0.372, SLG: 0.567										3 0 0 0 0 2 3																												
18 Geovany Soto, R (1,2) OBP: 0.320, SLG: 0.403										2 0 0 0 2 0 1																												
46 Ryan Dempster, R (1,1) OBP: 0.094, SLG: 0.065										3 0 0 0 0 2 4																												
49 Carlos Marmol, R (9,1) ERA: 2.55										0 0 0 0 0 0 0																												
16 Aramis Ramirez, R (9,PH) OBP: 0.338, SLG: 0.455										1 0 1 1 0 0 0																												
Inning Stats	R: 0 E: 0 K: 1 S: 7	H: 1 LOB: 0 BB: 0 P: 11	R: 0 E: 0 K: 1 S: 10	H: 1 LOB: 0 BB: 0 P: 19	R: 0 E: 0 K: 0 S: 8	H: 0 LOB: 0 BB: 0 P: 15	R: 0 E: 0 K: 1 S: 10	H: 0 LOB: 0 BB: 0 P: 14	R: 0 E: 0 K: 3 S: 11	H: 1 LOB: 2 BB: 1 P: 21	R: 0 E: 0 K: 1 S: 8	H: 0 LOB: 0 BB: 0 P: 12	R: 1 E: 0 K: 2 S: 16	H: 2 LOB: 2 BB: 1 P: 21	R: 0 E: 0 K: 0 S: 10	H: 1 LOB: 2 BB: 1 P: 17	R: 1 E: 0 K: 0 S: 7	H: 2 LOB: 1 BB: 0 P: 9	1B: 5 2B: 3 3B: 0 HR: 0	SF: 0 SAC: 1 DP: 1 HBP: 0	WP: 2 PA: 36 PB: 0 SB: 1 CS: 0																	
PITCHER	IP WLS BF H R ER SO BB IBB HBP BLK WP HR S P ERA WHIP																																					
55 Tim Lincecum, R (1,1) ERA: 3.04	7.0		27	5	1	1	9	1	1	0	0	0	0	1	0	70	113	1.29	0.857																			
52 Ramon E Ramirez, R (8,1) ERA: 1.42	0.2		3	1	0	0	0	0	0	0	0	0	0	1	0	8	10	0.00	1.500																			
41 Jeremy Affeldt, L (8,1) ERA: 3.34	0.1		2	0	0	0	0	1	0	0	0	0	0	0	2	7	0.00	3.000																				
54 Sergio Romo, R (9,1) ERA: 2.55	0.2	L	4	2	1	1	0	0	0	0	0	0	0	0	7	9	13.50	3.000																				

AB	31
R	1
H	5
RBI	1
BB	1
SO	7
LOB	7



AB	32
R	2
H	8
RBI	2
BB	3
SO	9
LOB	14



WP	2
PA	36
PB	0
SB	1
CS	0

Batter	1	2	3	4	5	6	7	8	9	10	11	12	13	AB	R	H	RBI	BB	SO	LOB	TOP
56 Andres Torres, S OBP: 0.321, SLG: 0.357	L3		K		K			K			F8		K	6	0	0	0	0	4	0	
2 Emmanuel Burriss, S OBP: 0.292, SLG: 0.245	48 G4-3 BB		48 1B		B1-3			G3-1					B5-3	4	0	1	0	2	0	0	
48 Pablo Sandoval, S OBP: 0.335, SLG: 0.460	G4-3		G4-3		F8			P3					F7	6	1	2	1	0	0	2	
5 Pat Burrell, R OBP: 0.273, SLG: 0.415	K		K		K																
54 Sergio Romo, R OBP: 0.273, SLG: 0.241																					
38 Brian Wilson, R OBP: 0.281, SLG: 0.354																					
46 Santiago Casilla, R OBP: 0.277, SLG: 0.238																					
49 Javier Lopez, L OBP: 0.281, SLG: 0.354																					
13 Cody Ross, R OBP: 0.281, SLG: 0.354																					
12 Nate Schierholz, L OBP: 0.319, SLG: 0.412																					
35 Brandon Crawford, L OBP: 0.276, SLG: 0.292																					
10 Miguel Tejada, R OBP: 0.257, SLG: 0.304																					
22 Eli Whiteside, R OBP: 0.295, SLG: 0.355																					
17 Aubrey Huff, L OBP: 0.296, SLG: 0.380																					
37 Chris Stewart, R OBP: 0.277, SLG: 0.238																					
18 Matt Cain, R OBP: 0.111, SLG: 0.114																					
33 Aaron Rowand, R OBP: 0.295, SLG: 0.353																					
41 Jeremy Affeldt, L OBP: 0.277, SLG: 0.238																					
52 Ramon E Ramirez, R OBP: 0.277, SLG: 0.238																					
Inning Stats	R: 0 E: 0 K: 1 S: 13	H: 0 LOB: 1 BB: 1 P: 25	R: 1 E: 1 K: 1 S: 6	H: 2 LOB: 1 BB: 1 P: 15	R: 0 E: 0 K: 2 S: 15	H: 2 LOB: 2 BB: 0 P: 23	R: 0 E: 0 K: 2 S: 7	H: 0 LOB: 0 BB: 0 P: 9	R: 0 E: 0 K: 1 S: 4	H: 0 LOB: 0 BB: 1 P: 10	R: 0 E: 0 K: 0 S: 7	H: 0 LOB: 0 BB: 0 P: 11	R: 0 E: 0 K: 1 S: 14	H: 0 LOB: 1 BB: 1 P: 22	R: 0 E: 1 K: 0 S: 10	H: 0 LOB: 3 BB: 3 P: 24	R: 1 E: 0 K: 1 S: 7	H: 1 LOB: 0 BB: 0 P: 9	1B: 4 2B: 1 3B: 0 HR: 1	SF: 0 SAC: 1 DP: 2 HBP: 0	WIP: 0 PA: 49 PB: 0 SB: 1 CS: 1
PITCHER	IP ERA WHIP	WLS BF H R ER SO	H R ER SO	H R ER SO	H R ER SO	H R ER SO	H R ER SO	H R ER SO	H R ER SO	H R ER SO	H R ER SO	H R ER SO	H R ER SO	IP ERA WHIP	WLS BF H R ER SO	H R ER SO	H R ER SO	H R ER SO	H R ER SO	H R ER SO	IP ERA WHIP
38 Carlos Zambrano, R ERA: 4.34	1.0	7	2	1	0	1	0	0	0	0	0	0	0	0.00	4.000						
62 Marcos Mateo, R ERA: 3.97	5.0	16	2	0	0	6	0	0	0	0	0	0	0	0.00	0.400						
29 Jeff Samardzija, R ERA: 3.97	1.0	3	0	0	0	1	0	0	0	0	0	0	0	0.00	1.000						
45 Sean Marshall, L ERA: 2.17	1.0	3	0	0	0	1	0	0	0	0	0	0	0	0.00	0.000						
40 James Russell, L ERA: 4.95	1.0	3	0	0	0	0	0	0	0	0	0	0	0	0.00	0.000						
49 Carlos Marmol, R ERA: 2.35	2.0	7	0	0	0	2	0	0	0	0	0	0	0	0.00	0.500						
43 John Grabow, L ERA: 6.45	2.0	10	1	1	1	1	2	1	0	0	0	0	1	4.50	1.500						

San Francisco Giants @ Chicago Cubs
Wrigley Field, Chicago, IL
Thu Jun 30 2011, 1:23 PM - 5:08 PM CDT
Att. 38,158 - Partly Cloudy - 82 F

AB 41
R 2
H 5
RBI 2
BB 7
SO 12
LOB 18



Batter	1	2	3	4	5	6	7	8	9	10	11	12	13	AB	R	H	RBI	BB	SO	LOB	BOTTOM		
1 Kosuke Fukudome, L OBP: 0.360, SLG: 0.376	G4-3							K						3	0	1	0	1	1	0			
3 Jeff Baker, R OBP: 0.331, SLG: 0.437														2	1	1	0	0	0	2			
15 Darwin Barney, R OBP: 0.320, SLG: 0.357	G6-3							K						6	1	2	1	0	2	1			
13 Starlin Castro, R OBP: 0.344, SLG: 0.434														5	1	1	0	1	1	3			
16 Aramis Ramirez, R OBP: 0.330, SLG: 0.461														5	1	1	1	0	1	4			
43 John Grabow, L OBP: 0.331, SLG: 0.437														0	0	0	0	0	0	0			
18 Geovany Soto, R OBP: 0.323, SLG: 0.422														1	1	1	3	0	0	0			
22 Carlos Pena, L OBP: 0.347, SLG: 0.460														5	0	0	0	0	1	0			
9 Blake DeWitt, L OBP: 0.287, SLG: 0.374														4	0	0	0	0	0	0			
39 Luis Montanez, R OBP: 0.271, SLG: 0.370														1	0	0	0	0	0	0			
1 Tony Campana, L OBP: 0.307, SLG: 0.296														5	0	1	0	0	2	0			
55 Koyie Hill, S OBP: 0.287, SLG: 0.353														4	0	1	0	0	1	0			
38 Carlos Zambrano, S ERA: 4.34																							
62 Marcos Mateo, R ERA: 3.97																							
29 Jeff Samardzija, R ERA: 3.97																							
45 Sean Marshall, L ERA: 2.17																							
40 James Russell, L ERA: 4.95																							
49 Carlos Marmol, R ERA: 2.35																							
43 John Grabow, L ERA: 6.45																							
Inning Stats	R: 0 E: 0 K: 1 S: 14	H: 1 LOB: 1 BB: 0 P: 22	R: 0 E: 0 K: 0 S: 7	H: 0 LOB: 0 BB: 0 P: 11	R: 0 E: 0 K: 1 S: 8	H: 2 LOB: 3 BB: 1 P: 29	R: 0 E: 0 K: 2 S: 8	H: 0 LOB: 0 BB: 0 P: 11	R: 0 E: 0 K: 1 S: 6	H: 0 LOB: 0 BB: 0 P: 10	R: 0 E: 0 K: 0 S: 7	H: 0 LOB: 0 BB: 0 P: 11	R: 0 E: 0 K: 0 S: 14	H: 0 LOB: 1 BB: 1 P: 22	R: 0 E: 1 K: 0 S: 6	H: 0 LOB: 0 BB: 0 P: 9	R: 0 E: 0 K: 1 S: 6	H: 0 LOB: 0 BB: 0 P: 10	R: 4 E: 3 K: 1 S: 14	H: 3 LOB: 0 BB: 1 P: 22	1B: 7 2B: 1 3B: 0 HR: 2	SF: 0 SAC: 2 DP: 1 HBP: 0	WIP: 0 PA: 49 PB: 0 SB: 1 CS: 0
PITCHER	IP ERA WHIP	WLS BF H R ER SO	H R ER SO	H R ER SO	H R ER SO	H R ER SO	H R ER SO	H R ER SO	H R ER SO	H R ER SO	H R ER SO	H R ER SO	H R ER SO	IP ERA WHIP	WLS BF H R ER SO	H R ER SO	H R ER SO	H R ER SO	H R ER SO	H R ER SO	IP ERA WHIP		
18 Matt Cain, R ERA: 3.02	7.0	26	4	0	0	6	1	0	0	0	0	0	0	0.00	0.714								
54 Sergio Romo, R ERA: 2.48	1.0	3	0	0	0	2	0	0	0	0	0	0	0	0.00	0.000								
38 Brian Wilson, R ERA: 2.81	1.0	3	1	1	1	0	0	0	0	0	0	0	0	0.00	1.000								
46 Santiago Casilla, R ERA: 1.76	0.1	3	2	0	0	0	0	0	0	0	0	0	0	0.00	6.000								
49 Javier Lopez, L ERA: 2.32	1.2	4	0	0	0	1	0	0	0	0	0	0	0	0.00	0.000								
52 Ramon E Ramirez, R ERA: 2.51	0.2	6	3	4	4	1	0	1	0	0	0	0	1	54.00	4.500								

San Francisco Giants @ Chicago Cubs
Wrigley Field, Chicago, IL
Thu Jun 30 2011, 1:23 PM - 5:08 PM CDT
Att. 38,158 - Partly Cloudy - 82 F

AB 45
R 5
H 10
RBI 5
BB 2
SO 10
LOB 10



Batter	1	2	3	4	5	6	7	8	9	AB	R	H	RBI	BB	SO	LOB	TOP					
1 Juan Pierre, L (1, 7) OBP: 0.320, SLG: 0.311	L9		K			22 1B		K		4	0	1	1	0	2	1	Chicago White Sox @ Chicago Cubs Wrigley Field, Chicago, IL Sat Jul 02 2011, 3:14 PM - 5:50 PM CDT Att: 42,165 - Partly Cloudy - 93 F					
22 Brent Morel, R (1, 5) OBP: 0.270, SLG: 0.308	BB			G5-3		1B		CS	F9	3	0	1	0	1	0	0						
44 Adam Dunn, L (1, 9) OBP: 0.390, SLG: 0.307	F9			K		K		K2-3		4	0	0	0	0	3	3						
18 Brent Lillibridge, R (9, 9) OBP: 0.351, SLG: 0.487										0	0	0	0	0	0	0						
14 Paul Konerko, R (1, 3) OBP: 0.387, SLG: 0.567	G6-3			P4		F7				4	0	1	0	0	0	3						
12 A.J. Pierzynski, L (1, 2) OBP: 0.327, SLG: 0.389		G4-3			G3			G4-3		4	0	0	0	0	0	1						
10 Alexei Ramirez, R (1, 6) OBP: 0.335, SLG: 0.421		G4-3			K			F7		3	0	0	0	0	1	0						
51 Alex Rios, R (1, 8) OBP: 0.271, SLG: 0.322					P6			G6-3		3	0	0	0	0	0	0						
15 Gordon Beckham, R (1, 4) OBP: 0.303, SLG: 0.359					F9					2	1	1	0	1	0	0						
41 Philip Humber, R (1, 1) OBP: 0.303, SLG: 0.308						1 WP 41 SH3-4 1B BB				1	0	0	0	0	0	0						
23 Mark Teahen, L (8, PH) OBP: 0.303, SLG: 0.308										1	0	0	0	0	0	1						
37 Matt Thornton, L (8, 1) OBP: 0.303, SLG: 0.308										0	0	0	0	0	0	0						
Inning Stats	R: 0 H: 0 E: 0 K: 0 S: 8	H: 0 LOB: 1 BB: 1 P: 14	R: 0 H: 0 E: 0 K: 0 S: 8	H: 0 LOB: 0 BB: 0 P: 9	R: 0 H: 0 E: 0 K: 1 S: 6	H: 0 LOB: 0 BB: 0 P: 10	R: 0 H: 0 E: 0 K: 1 S: 8	H: 0 LOB: 0 BB: 0 P: 9	R: 0 H: 0 E: 0 K: 1 S: 5	H: 0 LOB: 0 BB: 0 P: 7	R: 1 H: 2 E: 0 K: 1 S: 17	H: 2 LOB: 2 BB: 1 P: 26	R: 0 H: 0 E: 0 K: 0 S: 9	H: 1 LOB: 0 BB: 0 P: 13	R: 0 H: 1 E: 0 K: 2 S: 12	H: 1 LOB: 0 BB: 0 P: 15	R: 0 H: 1 E: 0 K: 1 S: 9	H: 1 LOB: 1 BB: 0 P: 11	1B: 4 2B: 0 3B: 0 HR: 0	SF: 0 SAC: 1 DP: 0 HBP: 0	WP: 1 PB: 0 SB: 0 CS: 1	PA: 33
PITCHER 22 Matt Garza, R (1, 1) ERA: 3.77	IP: 9.0 WLS: L BF: 32 H: 4 R: 1 ER: 1 SO: 7 BB: 2 IBB: 0 HBP: 0 BLK: 0 WP: 1 HR: 0 S: 82 P: 114 ERA: 1.00 WHIP: 0.667															PITCHER						

Batter	1	2	3	4	5	6	7	8	9	AB	R	H	RBI	BB	SO	LOB	BOTTOM			
1 Kosuke Fukudome, L (1, 9) OBP: 0.385, SLG: 0.376	13 BB 15 BB		L3		G4-3			K		4	0	1	0	0	1	0	Chicago White Sox @ Chicago Cubs Wrigley Field, Chicago, IL Sat Jul 02 2011, 3:14 PM - 5:50 PM CDT Att: 42,165 - Partly Cloudy - 93 F			
15 Darwin Barney, R (1, 4) OBP: 0.325, SLG: 0.362	13 BB 13 BB					24 WP 13 BB		G5-3		3	0	2	0	1	0	0				
13 Starlin Castro, R (1, 6) OBP: 0.340, SLG: 0.427	G6-4-3		G5-4-3			24 WP		K		4	0	1	0	0	1	3				
16 Aramis Ramirez, R (1, 5) OBP: 0.337, SLG: 0.468	F8					P3				3	0	0	0	0	0	3				
22 Carlos Pena, L (1, 3) OBP: 0.344, SLG: 0.451		12 BB 24 BB				24 FC5-4 HBP		F4		4	0	1	0	0	1	3				
24 Marlon Byrd, R (1, 8) OBP: 0.344, SLG: 0.411		12 BB 12 BB						G5-3		3	0	0	0	1	0	3				
12 Alfonso Soriano, R (1, 7) OBP: 0.305, SLG: 0.489										3	0	0	0	0	0	3				
18 Geovany Soto, R (1, 2) OBP: 0.317, SLG: 0.409										2	0	0	0	1	2	0				
22 Matt Garza, R (1, 1) OBP: 0.065, SLG: 0.033										3	0	0	0	0	1	2				
Inning Stats	R: 0 H: 1 E: 0 K: 0 S: 10	H: 1 LOB: 1 BB: 1 P: 16	R: 0 H: 1 E: 0 K: 0 S: 6	H: 1 LOB: 2 BB: 2 P: 16	R: 0 H: 1 E: 0 K: 0 S: 9	H: 1 LOB: 0 BB: 0 P: 15	R: 0 H: 0 E: 0 K: 1 S: 10	H: 0 LOB: 1 BB: 0 P: 16	R: 0 H: 2 E: 0 K: 0 S: 14	H: 2 LOB: 2 BB: 0 P: 20	R: 0 H: 0 E: 0 K: 2 S: 10	H: 0 LOB: 0 BB: 0 P: 16	R: 0 H: 0 E: 0 K: 2 S: 15	H: 0 LOB: 0 BB: 0 P: 20	R: 0 H: 0 E: 0 K: 0 S: 5	H: 0 LOB: 0 BB: 0 P: 8		1B: 5 2B: 0 3B: 0 HR: 0	SF: 0 SAC: 0 DP: 3 HBP: 1	WP: 1 PB: 0 SB: 0 CS: 0
PITCHER 41 Philip Humber, R (1, 1) ERA: 2.69	IP: 7.0 WLS: W BF: 27 H: 5 R: 0 ER: 0 SO: 4 BB: 2 IBB: 1 HBP: 0 BLK: 0 WP: 1 HR: 0 S: 67 P: 114 ERA: 0.00 WHIP: 1.000															PITCHER				
37 Matt Thornton, L (8, 1) ERA: 3.45	IP: 2.0 WLS: S BF: 6 H: 0 R: 0 ER: 0 SO: 2 BB: 0 IBB: 0 HBP: 0 BLK: 0 WP: 0 HR: 0 S: 20 P: 28 ERA: 0.00 WHIP: 0.000															PITCHER				




Batter	1	2	3	4	5	6	7	8	9	AB	R	H	RBI	BB	SO	LOB	TOP				
1 Juan Pierre, L (1,7) OBP: 0.317, SLG: 0.307	G4-3		L1-3			G1-3		P5		4	0	0	0	0	0	4	Chicago White Sox @ Chicago Cubs Wrigley Field, Chicago, IL Sun Jul 03 2011, 1:25 PM - 3:46 PM CDT Att: 42,311 - Partly Cloudy - 71 F				
10 Alexei Ramirez, R (1,6) OBP: 0.331, SLG: 0.416	P5			F7		G6-3		K		4	0	0	0	0	1	2					
44 Adam Dunn, L (1,3) OBP: 0.301, SLG: 0.302	K			P3			P2		F9	4	0	0	0	0	1	0					
20 Carlos Quentin, R (1,9) OBP: 0.353, SLG: 0.516		E5				K		P2		4	0	1	0	0	1	0					
12 A.J. Pierzynski, L (1,2) OBP: 0.323, SLG: 0.383	G6-4-3			L9		G4-3		K		4	0	0	0	0	1	2					
51 Alex Rios, R (1,8) OBP: 0.289, SLG: 0.319	G6-3				L8			F8		3	0	0	0	0	0	0					
23 Mark Teahen, L (1,5) OBP: 0.315, SLG: 0.321				G6-3		G6-3				3	1	2	0	0	0	0					
15 Gordon Beckham, R (1,4) OBP: 0.307, SLG: 0.360				G6-3		G6-3				2	0	1	0	0	0	0					
34 Gavin Floyd, R (1,1) 14 Paul Konerko, R (8,PH) 18 Brent Lillibridge, R (8,PR) 40 Brian Bruney, R (8,1) 77 Will Ohman, L (8,1)				K		F7				2	0	0	0	0	1	2					
								BB		0	0	0	0	0	0	0					
Inning Stats	R: 0 E: 0 K: 1 S: 9	H: 0 LOB: 0 BB: 0 P: 13	R: 0 E: 1 K: 0 S: 7	H: 0 LOB: 0 BB: 0 P: 9	R: 0 E: 0 K: 1 S: 11	H: 1 LOB: 1 BB: 0 P: 16	R: 0 E: 0 K: 0 S: 6	H: 1 LOB: 0 BB: 0 P: 8	R: 0 E: 0 K: 0 S: 5	H: 0 LOB: 0 BB: 0 P: 6	R: 0 E: 0 K: 1 S: 9	H: 0 LOB: 0 BB: 0 P: 14	R: 1 E: 0 K: 1 S: 16	H: 2 LOB: 2 BB: 1 P: 23	R: 0 E: 0 K: 1 S: 8	H: 0 LOB: 0 BB: 0 P: 11	1B: 4 2B: 1 3B: 0 HR: 0	SF: 0 SAC: 0 DP: 2 HBP: 1	WP: 1 PB: 0 SB: 0 CS: 0	PA: 32	
PITCHER	IP	WLS	BF	H	R	ER	SO	BB	IBB	HBP	BLK	WP	HR	S	P	ERA	WHIP				
50 Rodrigo Lopez, R (1,1) ERA: 3.91	7.0	W	23	2	0	0	3	0	0	1	0	0	0	53	75	0.00	0.286				
34 Kerry Wood, R (8,1) ERA: 2.49	0.1	H	4	2	1	1	0	1	0	0	0	1	0	9	15	27.00	9.000				
45 Sean Marshall, L (8,1) ERA: 2.09	0.1	H	1	0	0	0	0	0	0	0	0	0	0	4	5	0.00	0.000				
49 Carlos Marmol, R (8,1) ERA: 2.27	1.1	S	4	0	0	0	2	0	0	0	0	0	0	11	14	0.00	0.000				

Batter	1	2	3	4	5	6	7	8	9	AB	R	H	RBI	BB	SO	LOB	BOTTOM				
1 Kosuke Fukudome, L (1,9) OBP: 0.383, SLG: 0.378	K				G6-3			K		4	0	1	0	0	2	2	Chicago White Sox @ Chicago Cubs Wrigley Field, Chicago, IL Sun Jul 03 2011, 1:25 PM - 3:46 PM CDT Att: 42,311 - Partly Cloudy - 71 F				
15 Darwin Barney, R (1,4) OBP: 0.324, SLG: 0.361	G4-3				G1-3			K		4	1	1	0	0	1	0					
13 Starlin Castro, R (1,6) OBP: 0.341, SLG: 0.433	P4					F8				4	1	2	1	0	0	0					
16 Aramis Ramirez, R (1,5) OBP: 0.339, SLG: 0.477		K					F7			3	1	1	2	1	1	0					
22 Carlos Pena, L (1,3) OBP: 0.343, SLG: 0.448	G6-3				G4-3					4	0	1	0	0	0	2					
24 Marlon Byrd, R (1,8) OBP: 0.342, SLG: 0.404	L9									3	0	0	0	1	2	3					
12 Alfonso Soriano, R (1,7) OBP: 0.293, SLG: 0.487										3	0	1	0	0	0	1					
1 Tony Campana, L (7,PR) OBP: 0.307, SLG: 0.296										0	0	0	0	0	0	0					
18 Geovany Soto, R (1,2) OBP: 0.317, SLG: 0.408										3	0	1	0	0	2	2					
50 Rodrigo Lopez, R (1,1) 9 Blake DeWitt, L (7,PH) 34 Kerry Wood, R (8,1) 45 Sean Marshall, L (8,1) 49 Carlos Marmol, R (8,1)										2	0	0	0	0	2	1					
										1	0	0	0	0	0	2					
										0	0	0	0	0	0	0					
										0	0	0	0	0	0	0					
										0	0	0	0	0	0	0					
Inning Stats	R: 0 E: 0 K: 1 S: 7	H: 0 LOB: 0 BB: 0 P: 8	R: 0 E: 0 K: 1 S: 7	H: 0 LOB: 0 BB: 0 P: 10	R: 0 E: 0 K: 1 S: 10	H: 2 LOB: 2 BB: 0 P: 16	R: 3 E: 0 K: 1 S: 13	H: 3 LOB: 1 BB: 1 P: 20	R: 0 E: 0 K: 1 S: 9	H: 0 LOB: 0 BB: 0 P: 11	R: 0 E: 0 K: 1 S: 10	H: 1 LOB: 1 BB: 0 P: 14	R: 0 E: 0 K: 2 S: 10	H: 1 LOB: 2 BB: 0 P: 11	R: 0 E: 0 K: 2 S: 15	H: 1 LOB: 2 BB: 1 P: 24	1B: 5 2B: 1 3B: 1 HR: 1	SF: 0 SAC: 0 DP: 0 HBP: 0	WP: 1 PB: 0 SB: 0 CS: 0	PA: 33	
PITCHER	IP	WLS	BF	H	R	ER	SO	BB	IBB	HBP	BLK	WP	HR	S	P	ERA	WHIP				
34 Gavin Floyd, R (1,1) ERA: 4.17	7.0	L	28	7	3	3	3	1	0	0	0	0	0	66	90	3.86	1.143				
40 Brian Bruney, R (8,1) ERA: 3.18	0.1		3	1	0	0	1	1	0	0	0	0	0	9	17	0.00	6.000				
77 Will Ohman, L (8,1) ERA: 4.7	0.2		2	0	0	0	1	0	0	0	0	0	0	6	7	0.00	0.000				

livebaseballscorecards.com

AB 30
R 1
H 4
RBI 0
BB 1
SO 5
LOB 10




Batter	1	2	3	4	5	6	7	8	9	AB	R	H	RBI	BB	SO	LOB	TOP					
5 Reed Johnson, R OBP: 0.368, SLG: 0.560										4	1	1	0	0	1	3	Chicago Cubs @ Washington Nationals Nationals Park, Washington, DC Tue Jul 05 2011, 7:08 PM - 9:53 PM EDT Att: 19,181 - Clear - 89 F					
3 Jeff Baker, R OBP: 0.333, SLG: 0.438										2	0	1	0	0	0	2						
9 Blake DeWitt, L OBP: 0.277, SLG: 0.362										2	0	0	0	0	1	1						
16 Aramis Ramirez, R OBP: 0.340, SLG: 0.487										4	1	1	2	0	0	1						
18 Geovany Soto, R OBP: 0.324, SLG: 0.416										4	0	2	0	0	0	0						
12 Alfonso Soriano, R OBP: 0.301, SLG: 0.477										4	0	0	0	0	0	2						
24 Marlon Byrd, R OBP: 0.348, SLG: 0.405										4	0	1	0	0	1	2						
22 Carlos Pena, L OBP: 0.344, SLG: 0.453										4	0	0	0	0	0	1						
15 Darwin Barney, R OBP: 0.317, SLG: 0.350										3	0	0	0	0	0	1						
32 Ramon Ortiz, R OBP: 0.312, SLG: 0.301										1	0	0	0	0	1	0						
1 Tony Campana, L OBP: 0.312, SLG: 0.301										1	0	1	0	0	0	0						
43 John Grabow, L OBP: 0.277, SLG: 0.362										0	0	0	0	0	0	0						
29 Jeff Samardzija, R OBP: 0.277, SLG: 0.362										0	0	0	0	0	0	0						
40 James Russell, L OBP: 0.125, SLG: 0.125										0	0	0	0	0	0	0						
Inning Stats	R: 0 E: 0 K: 0 S: 8	H: 1 LOB: 0 BB: 0 P: 10	R: 0 E: 0 K: 0 S: 7	H: 0 LOB: 0 BB: 0 P: 14	R: 0 E: 1 K: 0 S: 9	H: 0 LOB: 2 BB: 0 P: 17	R: 0 E: 0 K: 0 S: 11	H: 1 LOB: 1 BB: 0 P: 17	R: 0 E: 0 K: 1 S: 9	H: 0 LOB: 0 BB: 0 P: 12	R: 2 E: 0 K: 1 S: 15	H: 3 LOB: 1 BB: 0 P: 21	R: 0 E: 0 K: 1 S: 9	H: 1 LOB: 1 BB: 0 P: 12	R: 0 E: 0 K: 1 S: 8	H: 0 LOB: 0 BB: 0 P: 13	R: 0 E: 1 K: 0 S: 12	H: 1 LOB: 1 BB: 0 P: 17	1B: 4 2B: 2 3B: 0 HR: 1	SF: 0 SAC: 1 DP: 1 HBP: 1	WP: 0 PB: 0 SB: 1 CS: 0	PA: 35
PITCHER	IP WLS BF H R ER SO BB IBB HBP BLK WP HR S P ERA WHIP																					
48 Ross Detwiler, L ERA: 3.38	5.1 W 21 4 2 2 1 0 0 0 1 0 0 1 49 13 3.38 0.750																					
60 Todd Coffey, R ERA: 3.19	0.2 H 3 1 0 0 1 0 0 0 0 0 0 0 6 8 0.00 1.500																					
17 Sean Burnett, L ERA: 5.59	0.2 H 3 1 0 0 0 0 0 0 0 0 0 0 6 8 0.00 1.500																					
36 Tyler Clippard, R ERA: 1.86	1.1 H 4 0 0 0 2 0 0 0 0 0 0 0 11 17 0.00 0.000																					
22 Drew Storen, R ERA: 2.64	1.0 S 4 1 0 0 0 0 0 0 0 0 0 0 12 17 0.00 1.000																					

Batter	1	2	3	4	5	6	7	8	9	AB	R	H	RBI	BB	SO	LOB	BOTTOM			
2 Roger Bernadina, L OBP: 0.320, SLG: 0.374										4	1	1	0	1	0	3	Chicago Cubs @ Washington Nationals Nationals Park, Washington, DC Tue Jul 05 2011, 7:08 PM - 9:53 PM EDT Att: 19,181 - Clear - 89 F			
8 Danny Espinosa, S OBP: 0.333, SLG: 0.466										3	1	2	0	1	0	1				
11 Ryan Zimmerman, R OBP: 0.328, SLG: 0.369										4	1	2	0	0	1	1				
19 Laynce Nix, L OBP: 0.318, SLG: 0.520										4	0	1	1	0	1	3				
13 Alex Cora, L OBP: 0.290, SLG: 0.281										0	0	0	0	0	0	0				
28 Jayson Werth, R OBP: 0.326, SLG: 0.377										4	0	0	0	0	2	6				
24 Rick Ankiel, L OBP: 0.302, SLG: 0.319										3	0	2	0	1	1	0				
3 Wilson Ramos, R OBP: 0.329, SLG: 0.413										3	0	2	1	1	0	1				
20 Ian Desmond, R OBP: 0.256, SLG: 0.298										3	0	0	0	0	0	5				
48 Ross Detwiler, R ERA: 3.0										2	0	0	0	0	2	4				
60 Todd Coffey, R ERA: 5.4										0	0	0	0	0	0	0				
38 Michael Morse, R ERA: 3.78										0	0	0	0	0	0	0				
17 Sean Burnett, L ERA: 5.59										0	0	0	0	0	0	0				
36 Tyler Clippard, R ERA: 1.86										0	0	0	0	0	0	0				
12 Matt Stairs, L ERA: 2.64										1	0	0	0	0	1	2				
22 Drew Storen, S ERA: 2.64										0	0	0	0	0	0	0				
Inning Stats	R: 3 E: 1 K: 2 S: 20	H: 4 LOB: 3 BB: 1 P: 34	R: 0 E: 0 K: 1 S: 9	H: 0 LOB: 0 BB: 1 P: 15	R: 0 E: 0 K: 2 S: 8	H: 0 LOB: 0 BB: 0 P: 10	R: 0 E: 0 K: 1 S: 11	H: 0 LOB: 1 BB: 1 P: 17	R: 0 E: 0 K: 0 S: 7	H: 2 LOB: 1 BB: 0 P: 12	R: 0 E: 0 K: 0 S: 7	H: 1 LOB: 1 BB: 0 P: 10	R: 0 E: 0 K: 0 S: 9	H: 1 LOB: 2 BB: 1 P: 16	R: 0 E: 0 K: 1 S: 7	H: 2 LOB: 2 BB: 0 P: 8	1B: 10 2B: 1 3B: 0 HR: 0	SF: 0 SAC: 1 DP: 2 HBP: 0	WP: 0 PB: 0 SB: 0 CS: 0	PA: 37
PITCHER	IP WLS BF H R ER SO BB IBB HBP BLK WP HR S P ERA WHIP																			
32 Ramon Ortiz, R ERA: 3.0	6.0 L 27 7 3 2 7 2 0 0 0 0 0 0 1 5 3.00 1.500																			
43 John Grabow, L ERA: 5.4	0.1 2 0 0 0 0 1 0 0 0 0 0 0 1 5 0.00 3.000																			
29 Jeff Samardzija, R ERA: 3.78	1.0 6 3 0 0 0 0 0 0 0 0 0 0 11 15 0.00 3.000																			
40 James Russell, L ERA: 4.73	0.2 2 0 0 0 1 0 0 0 0 0 0 0 4 4 0.00 0.000																			

AB	33
R	2
H	7
RBI	2
BB	0
SO	4
LOB	13



AB	32
R	3
H	10
RBI	2
BB	4
SO	8
LOB	27



Batter	1	2	3	4	5	6	7	8	9	AB	R	H	RBI	BB	SO	LOB	TOP								
1 Kosuke Fukudome, L (1, 9) OBP: 0.375, SLG: 0.368										5	0	1	0	0	0	0									
13 Starlin Castro, R (1, 6) OBP: 0.334, SLG: 0.428										5	1	1	0	0	0	1									
16 Aramis Ramirez, R (1, 5) OBP: 0.346, SLG: 0.495										3	2	2	1	1	0	0									
22 Carlos Pena, L (1, 3) OBP: 0.340, SLG: 0.467										5	1	1	2	0	2	4									
18 Geovany Soto, R (1, 2) OBP: 0.328, SLG: 0.415										4	1	2	0	1	1	2									
24 Marlon Byrd, R (1, 8) OBP: 0.343, SLG: 0.397										5	1	2	0	0	1	2									
12 Alfonso Soriano, R (1, 7) 45 Sean Marshall, L (7, 1) 1 Tony Campana, L (9, PH) OBP: 0.308, SLG: 0.297										3	1	1	1	1	0	1									
15 Darwin Barney, R (1, 4) OBP: 0.323, SLG: 0.363										5	1	3	3	0	0	2									
22 Matt Garza, R (1, 1) 29 Jeff Samardzija, R (3, 1) 3 Jeff Baker, R (5, PH) 40 James Russell, L (5, 1) 9 Blake DeWitt, L (5, PH) 43 John Grabow, L (5, 1) 5 Reed Johnson, R (7, 1) 49 Carlos Marmol, R (9, 1)										1	0	0	0	0	0	0									
Inning Stats	R: 0 E: 0 K: 2 S: 12	H: 1 LOB: 2 BB: 0 P: 21	R: 0 E: 0 K: 0 S: 10	H: 1 LOB: 1 BB: 0 P: 11	R: 0 E: 0 K: 0 S: 8	H: 0 LOB: 0 BB: 0 P: 13	R: 0 E: 0 K: 0 S: 9	H: 1 LOB: 1 BB: 0 P: 14	R: 0 E: 0 K: 1 S: 6	H: 1 LOB: 0 BB: 0 P: 7	R: 6 E: 0 K: 1 S: 22	H: 6 LOB: 0 BB: 3 P: 31	R: 2 E: 0 K: 1 S: 13	H: 1 LOB: 2 BB: 3 P: 28	R: 1 E: 0 K: 1 S: 14	H: 2 LOB: 1 BB: 0 P: 23	R: 1 E: 0 K: 0 S: 11	H: 2 LOB: 1 BB: 0 P: 20	1B: 10 2B: 3 3B: 0 HR: 2	SF: 0 SAC: 0 DP: 0 HBP: 1	WP: 1 PB: 0 SB: 1 CS: 0	PA: 45			
PITCHER	IP WLS BF H R ER SO BB IBB HBP BLK WP HR S P ERA WHIP	IP WLS BF H R ER SO BB IBB HBP BLK WP HR S P ERA WHIP	IP WLS BF H R ER SO BB IBB HBP BLK WP HR S P ERA WHIP	IP WLS BF H R ER SO BB IBB HBP BLK WP HR S P ERA WHIP	IP WLS BF H R ER SO BB IBB HBP BLK WP HR S P ERA WHIP	IP WLS BF H R ER SO BB IBB HBP BLK WP HR S P ERA WHIP	IP WLS BF H R ER SO BB IBB HBP BLK WP HR S P ERA WHIP	IP WLS BF H R ER SO BB IBB HBP BLK WP HR S P ERA WHIP	IP WLS BF H R ER SO BB IBB HBP BLK WP HR S P ERA WHIP	IP WLS BF H R ER SO BB IBB HBP BLK WP HR S P ERA WHIP	IP WLS BF H R ER SO BB IBB HBP BLK WP HR S P ERA WHIP	IP WLS BF H R ER SO BB IBB HBP BLK WP HR S P ERA WHIP	IP WLS BF H R ER SO BB IBB HBP BLK WP HR S P ERA WHIP	IP WLS BF H R ER SO BB IBB HBP BLK WP HR S P ERA WHIP	IP WLS BF H R ER SO BB IBB HBP BLK WP HR S P ERA WHIP	IP WLS BF H R ER SO BB IBB HBP BLK WP HR S P ERA WHIP	IP WLS BF H R ER SO BB IBB HBP BLK WP HR S P ERA WHIP	IP WLS BF H R ER SO BB IBB HBP BLK WP HR S P ERA WHIP	IP WLS BF H R ER SO BB IBB HBP BLK WP HR S P ERA WHIP	IP WLS BF H R ER SO BB IBB HBP BLK WP HR S P ERA WHIP	IP WLS BF H R ER SO BB IBB HBP BLK WP HR S P ERA WHIP	IP WLS BF H R ER SO BB IBB HBP BLK WP HR S P ERA WHIP	IP WLS BF H R ER SO BB IBB HBP BLK WP HR S P ERA WHIP	IP WLS BF H R ER SO BB IBB HBP BLK WP HR S P ERA WHIP	
61 Livan Hernandez, R (1, 1) ERA: 4.01	5.2 27 10 6 6 3 0 0 1 0 0 1 65 92 9.53 1.765	0.2 H 3 0 1 1 0 1 0 0 0 0 0 8 16 13.50 1.500	0.2 B 5 1 1 1 0 1 1 0 0 0 0 7 17 13.50 3.000	2.0 L 10 4 2 2 1 0 0 0 0 0 0 25 43 9.00 2.000																					
60 Todd Coffey, R (6, 1) ERA: 3.38																									
17 Sean Burnett, L (7, 1) ERA: 5.78																									
63 Henry Alberto Rodriguez, R (1, 1) ERA: 2.37																									
Batter	1	2	3	4	5	6	7	8	9	AB	R	H	RBI	BB	SO	LOB	BOTTOM								
2 Roger Bernadina, L (1, 7) OBP: 0.326, SLG: 0.382										6	2	3	1	0	0	3									
8 Danny Espinosa, S (1, 4) OBP: 0.335, SLG: 0.473										5	1	2	2	0	1	4									
11 Ryan Zimmerman, R (1, 5) OBP: 0.348, SLG: 0.420										4	2	1	0	1	0	1									
38 Michael Morse, R (1, 3) OBP: 0.351, SLG: 0.536										5	1	2	2	0	2	3									
28 Jayson Werth, R (1, 9) OBP: 0.323, SLG: 0.370										4	1	1	1	1	1	4									
24 Rick Ankiel, L (1, 8) OBP: 0.303, SLG: 0.322										4	1	1	1	0	1	3									
3 Wilson Ramos, R (1, 2) OBP: 0.332, SLG: 0.418										4	0	1	2	0	2	1									
20 Ian Desmond, R (1, 6) OBP: 0.259, SLG: 0.298										4	0	1	0	0	2	2									
12 Matt Stairs, L (9, PH) OBP: 0.254, SLG: 0.161										1	0	0	0	0	1										
61 Livan Hernandez, R (1, 1) ERA: 4.01																									
60 Todd Coffey, R (6, 1) ERA: 3.38																									
17 Sean Burnett, L (7, 1) ERA: 5.78																									
63 Brian Bixler, R (7, PH) ERA: 5.11																									
63 Henry Alberto Rodriguez, R (1, 1) ERA: 2.37																									
19 Laynce Nixon, L (9, PH) OBP: 0.206, SLG: 0.281																									
13 Alex Cora, L (9, PH) OBP: 0.206, SLG: 0.281																									
Inning Stats	R: 0 E: 0 K: 2 S: 12	H: 1 LOB: 2 BB: 1 P: 21	R: 0 E: 0 K: 2 S: 9	H: 0 LOB: 0 BB: 0 P: 13	R: 7 E: 2 K: 1 S: 27	H: 8 LOB: 2 BB: 0 P: 43	R: 1 E: 1 K: 1 S: 11	H: 1 LOB: 1 BB: 0 P: 17	R: 0 E: 0 K: 0 S: 7	H: 1 LOB: 1 BB: 0 P: 11	R: 0 E: 0 K: 1 S: 9	H: 0 LOB: 1 BB: 1 P: 14	R: 0 E: 0 K: 2 S: 8	H: 0 LOB: 0 BB: 0 P: 13	R: 1 E: 0 K: 1 S: 12	H: 2 LOB: 1 BB: 0 P: 17	R: 0 E: 0 K: 0 S: 8	H: 0 LOB: 3 BB: 1 P: 16	1B: 10 2B: 3 3B: 0 HR: 0	SF: 0 SAC: 2 DP: 0 HBP: 1	WP: 1 PB: 0 SB: 3 CS: 0	PA: 46			
PITCHER	IP WLS BF H R ER SO BB IBB HBP BLK WP HR S P ERA WHIP	IP WLS BF H R ER SO BB IBB HBP BLK WP HR S P ERA WHIP	IP WLS BF H R ER SO BB IBB HBP BLK WP HR S P ERA WHIP	IP WLS BF H R ER SO BB IBB HBP BLK WP HR S P ERA WHIP	IP WLS BF H R ER SO BB IBB HBP BLK WP HR S P ERA WHIP	IP WLS BF H R ER SO BB IBB HBP BLK WP HR S P ERA WHIP	IP WLS BF H R ER SO BB IBB HBP BLK WP HR S P ERA WHIP	IP WLS BF H R ER SO BB IBB HBP BLK WP HR S P ERA WHIP	IP WLS BF H R ER SO BB IBB HBP BLK WP HR S P ERA WHIP	IP WLS BF H R ER SO BB IBB HBP BLK WP HR S P ERA WHIP	IP WLS BF H R ER SO BB IBB HBP BLK WP HR S P ERA WHIP	IP WLS BF H R ER SO BB IBB HBP BLK WP HR S P ERA WHIP	IP WLS BF H R ER SO BB IBB HBP BLK WP HR S P ERA WHIP	IP WLS BF H R ER SO BB IBB HBP BLK WP HR S P ERA WHIP	IP WLS BF H R ER SO BB IBB HBP BLK WP HR S P ERA WHIP	IP WLS BF H R ER SO BB IBB HBP BLK WP HR S P ERA WHIP	IP WLS BF H R ER SO BB IBB HBP BLK WP HR S P ERA WHIP	IP WLS BF H R ER SO BB IBB HBP BLK WP HR S P ERA WHIP	IP WLS BF H R ER SO BB IBB HBP BLK WP HR S P ERA WHIP	IP WLS BF H R ER SO BB IBB HBP BLK WP HR S P ERA WHIP	IP WLS BF H R ER SO BB IBB HBP BLK WP HR S P ERA WHIP	IP WLS BF H R ER SO BB IBB HBP BLK WP HR S P ERA WHIP	IP WLS BF H R ER SO BB IBB HBP BLK WP HR S P ERA WHIP	IP WLS BF H R ER SO BB IBB HBP BLK WP HR S P ERA WHIP	
22 Matt Garza, R (1, 1) ERA: 4.26	2.0 9 2 1 0 2 0 0 0 0 0 0 19 27 0.00 1.000	1.0 4 1 0 0 0 0 0 0 0 0 0 7 11 0.00 1.000	1.0 4 0 0 0 1 1 0 0 0 0 0 9 14 0.00 1.000	2.0 W 8 2 1 1 3 0 0 0 0 0 0 20 45 4.50 1.000																					
29 Jeff Samardzija, R (3, 1) ERA: 3.02																									
40 James Russell, L (5, 1) ERA: 4.63																									
43 John Grabow, L (6, 1) ERA: 5.11																									
45 Sean Marshall, L (7, 1) ERA: 2.4																									
49 Carlos Marmol, R (9, 1) ERA: 2.21																									

Chicago Cubs @ Washington Nationals
Nationals Park, Washington, DC
Thu Jul 07 2011, 7:09 PM - 10:39 PM EDT
Att: 22,016 - Partly Cloudy - 91 F

AB 41
R 10
H 15
RBI 10
BB 3
SO 5
LOB 15



WP: 1 PA: 45
PB: 0
SB: 1
CS: 0

Chicago Cubs @ Washington Nationals
Nationals Park, Washington, DC
Thu Jul 07 2011, 7:09 PM - 10:39 PM EDT
Att: 22,016 - Partly Cloudy - 91 F

AB 40
R 9
H 13
RBI 9
BB 3
SO 10
LOB 24



WP: 1 PA: 46
PB: 0
SB: 3
CS: 0

Batter	1	2	3	4	5	6	7	8	9	AB	R	H	RBI	BB	SO	LOB	TOP	
1 Kosuke Fukudome, L (1.9) OBP: 0.375, SLG: 0.366	G4-3		G6-3		G4-3		13 CS 1B			4	0	1	0	1	0	0	Chicago Cubs @ Pittsburgh Pirates PNC Park, Pittsburgh, PA Fri Jul 08 2011, 7:07 PM - 10:38 PM EDT Att: 37,140 - Cloudy - 75 F	
13 Starlin Castro, R (1.6) OBP: 0.332, SLG: 0.425	K		F9		F9		1B	F7		5	0	1	0	0	1	3		
16 Aramis Ramirez, R (1.5) OBP: 0.349, SLG: 0.505	HR		22 BB 1B			24 2B 12 2B HBP	F8		K	4	2	2	1	0	1	1		
22 Carlos Pena, L (1.3) OBP: 0.338, SLG: 0.461	K					F7	G4-3		B1-3	4	0	0	0	1	1	2		
18 Geovany Soto, R (1.2) OBP: 0.312, SLG: 0.405		P2	F9			K		K	K	5	0	0	0	0	3	3		
24 Marlon Byrd, R (1.8) OBP: 0.355, SLG: 0.411		12 S 1B			12 FC5-4 1B					3	2	3	0	1	0	0		
12 Alfonso Soriano, R (1.7) OBP: 0.310, SLG: 0.482	K				FC5-4 15 G6-4-3 1-2f		15 1B 2B			4	0	2	2	0	1	2		
15 Darwin Barney, R (1.4) OBP: 0.329, SLG: 0.366					G6-4-3 1-2f					3	0	2	1	1	0	1		
50 Rodrigo Lopez, R (1.1) OBP: 0.333, SLG: 0.325										3	0	0	0	0	0	1		
40 James Russell, L (7.1) OBP: 0.175, SLG: 0.125										0	0	0	0	0	0	0		
34 Kerry Wood, R (7.1) ERA: 3.18										0	0	0	0	0	0	0		
9 Blaine DeWitt, L (8.9H) OBP: 0.275, SLG: 0.330										0	0	0	0	0	0	0		
45 Sean Marshall, L (8.1) ERA: 2.79										0	0	0	0	0	0	0		
49 Carlos Marmol, R (8.1) ERA: 2.63										0	0	0	0	0	0	0		
Inning Stats	R: 1 H: 1 E: 0 K: 2 S: 13	H: 1 LOB: 0 BB: 0 P: 19	R: 0 H: 1 E: 0 K: 1 S: 12	H: 1 LOB: 2 BB: 1 P: 20	R: 0 H: 1 E: 0 K: 0 S: 14	LOB: 2 BB: 1 P: 25	R: 0 H: 0 E: 0 K: 0 S: 11	H: 0 LOB: 0 BB: 0 P: 18	R: 2 H: 3 E: 0 K: 2 S: 12	H: 3 LOB: 2 BB: 0 P: 18	R: 0 H: 2 E: 0 K: 0 S: 9	H: 2 LOB: 3 BB: 2 P: 38	R: 0 H: 0 E: 0 K: 2 S: 10	H: 0 LOB: 0 BB: 0 P: 15	1B: 7 2B: 3 3B: 0 HR: 1	SF: 0 SAC: 0 DP: 1 HBP: 1	WP: 0 PA: 41 ERA: 0.00 WHIP: 0.000	
PITCHER	IP WLS BF H R ER SO BB IBB HBP BLK WP HR S P ERA WHIP																	
53 James McDonald, R (1.1) ERA: 4.42	5.2		24	5	3	3	4	2	0	1	0	0	0	1	59	99	4.76	1.235
30 Chris Resop, R (6.1) ERA: 3.38	1.0	B	6	4	0	0	1	0	0	0	0	0	0	0	14	23	0.00	4.000
65 Tony Watson, L (7.1) ERA: 3.18	0.1		1	0	0	0	0	0	0	0	0	0	0	2	2	0.00	0.000	
43 Jose Veras, R (8.1) ERA: 2.68	0.2		6	2	1	1	2	2	0	0	0	0	0	16	32	13.50	6.000	
25 Daniel McCutchen, R (8.1) ERA: 2.42	0.1	W	1	0	0	0	0	0	0	0	0	0	0	5	6	0.00	0.000	

Chicago Cubs @ Pittsburgh Pirates
PNC Park, Pittsburgh, PA
Fri Jul 08 2011, 7:07 PM - 10:38 PM EDT
Att: 37,140 - Cloudy - 75 F

AB	36
R	4
H	11
RBI	4
BB	4
SO	9
LOB	18



Batter	1	2	3	4	5	6	7	8	9	AB	R	H	RBI	BB	SO	LOB	BOTTOM	
44 Alex Presley, L (1.7) OBP: 0.408, SLG: 0.535	G3		12 2B 18 1B 1B				SH2-4			3	1	2	0	0	0	0	Chicago Cubs @ Pittsburgh Pirates PNC Park, Pittsburgh, PA Fri Jul 08 2011, 7:07 PM - 10:38 PM EDT Att: 37,140 - Cloudy - 75 F	
12 Chase d'Arnaud, R (1.6) OBP: 0.282, SLG: 0.339	G6-3		18 1B 2B		G6-4-3 1B		L7-4			4	1	1	0	0	0	2		
46 Garrett Jones, L (1.9) OBP: 0.333, SLG: 0.325										3	0	0	0	0	0	2		
30 Chris Resop, R (6.1) ERA: 3.38										0	0	0	0	0	0	0		
65 Tony Watson, L (7.1) ERA: 3.18										0	0	0	0	0	0	0		
42 Jose Veras, R (8.1) ERA: 2.68										0	0	0	0	0	0	0		
25 Daniel McCutchen, R (8.1) ERA: 2.42										0	0	0	0	0	0	0		
23 Matt Diaz, R (8.9H) OBP: 0.310, SLG: 0.482										0	0	0	0	0	0	0		
3 Pedro Contreras, R (8.1) ERA: 2.68										0	0	0	0	0	0	0		
Joel Hanrahan, R (8.1) ERA: 1.34										0	0	0	0	0	0	0		
22 Andrew McCutchen, R (1.8) OBP: 0.339, SLG: 0.505		18 G4-6-3 BB	18 1B HBP			HR		F9		2	1	1	1	1	0	1		
18 Neil Walker, S (1.4) OBP: 0.322, SLG: 0.382	G4-6-3 1-2f		18 1B 1B			K		FC4-6 37 1B 62 1B		4	1	1	2	0	1	2		
37 Lyle Overbay, L (1.3) OBP: 0.313, SLG: 0.361	62 2B 1B		L8			K		62 1B 55 HR 1B		4	1	2	0	0	1	2		
62 Josh Harrison, R (1.5) OBP: 0.308, SLG: 0.351					G1-3			55 HR 1B		4	1	3	1	0	0	0		
55 Michael McKenry, R (1.2) OBP: 0.262, SLG: 0.323								HR		4	1	1	3	0	0	3		
53 James McDonald, L (1.1) OBP: 0.147, SLG: 0.094										2	0	0	0	0	1	0		
38 Xavier Paul, L (6.9) OBP: 0.295, SLG: 0.358					G5-3			G3-1		2	0	1	0	0	0	1		
Inning Stats	R: 0 H: 0 E: 0 K: 0 S: 8	H: 2 LOB: 2 BB: 1 P: 16	R: 2 H: 3 E: 0 K: 1 S: 14	H: 3 LOB: 0 BB: 0 P: 20	R: 0 H: 0 E: 0 K: 0 S: 9	LOB: 0 BB: 0 P: 14	R: 0 H: 1 E: 0 K: 0 S: 9	H: 1 LOB: 0 BB: 0 P: 14	R: 1 H: 2 E: 0 K: 2 S: 16	H: 2 LOB: 1 BB: 0 P: 22	R: 0 H: 1 E: 0 K: 0 S: 5	H: 1 LOB: 0 BB: 0 P: 6	R: 4 H: 3 E: 0 K: 0 S: 22	H: 3 LOB: 1 BB: 1 P: 29	1B: 8 2B: 3 3B: 0 HR: 2	SF: 0 SAC: 1 DP: 3 HBP: 1	WP: 0 PA: 36 ERA: 0.00 WHIP: 0.000	
PITCHER	IP WLS BF H R ER SO BB IBB HBP BLK WP HR S P ERA WHIP																	
50 Rodrigo Lopez, R (1.1) ERA: 4.02	6.0		26	8	3	3	3	1	0	1	0	0	0	0	67	98	4.50	1.500
40 James Russell, L (7.1) ERA: 4.0	0.1		2	1	0	0	0	0	0	0	0	0	0	4	5	0.00	3.000	
34 Kerry Wood, R (7.1) ERA: 2.57	0.2		1	0	0	0	0	0	0	0	0	0	0	1	1	0.00	0.000	
45 Sean Marshall, L (8.1) ERA: 2.79	0.2	L	4	1	2	2	0	1	0	0	0	0	0	12	19	27.00	3.000	
49 Carlos Marmol, R (8.1) ERA: 2.63	0.1	B	3	2	2	2	0	0	0	0	0	0	0	1	10	10	54.00	6.000

Chicago Cubs @ Pittsburgh Pirates
PNC Park, Pittsburgh, PA
Fri Jul 08 2011, 7:07 PM - 10:38 PM EDT
Att: 37,140 - Cloudy - 75 F

AB	32
R	7
H	12
RBI	7
BB	2
SO	3
LOB	13



Batter	1	2	3	4	5	6	7	8	9	AB	R	H	RBI	BB	SO	LOB	TOP
5 Reed Johnson, R OBP: 0.370, SLG: 0.552										3	1	1	0	0	0	2	
13 Starlin Castro, R OBP: 0.335, SLG: 0.428										4	0	1	0	0	1	2	
16 Aramis Ramirez, R OBP: 0.346, SLG: 0.497										4	0	0	1	0	2	1	
3 Jeff Baker, R OBP: 0.326, SLG: 0.425										4	0	0	0	0	2	1	
18 Geovany Soto, R OBP: 0.322, SLG: 0.402										2	0	0	0	0	2	1	
24 Marlon Byrd, R OBP: 0.347, SLG: 0.400										3	0	0	0	0	1	2	
12 Alfonso Soriano, R OBP: 0.309, SLG: 0.477										3	0	0	0	0	1	0	
15 Darwin Barney, R OBP: 0.334, SLG: 0.374										3	0	2	0	0	0	1	
32 Ramon Ortiz, R 37 Chris Carpenter, R 9 Blake DeWitt, L 40 James Russell, L 1 Tony Campana, L 43 John Grabow, L										1	0	0	0	0	1	0	
										0	0	0	0	0	0	1	
										0	0	0	0	0	0	1	
										0	0	0	0	0	0	1	
										0	0	0	0	0	0	1	
										0	0	0	0	0	0	1	
										0	0	0	0	0	0	1	
										0	0	0	0	0	0	1	
										0	0	0	0	0	0	1	
										0	0	0	0	0	0	1	
										0	0	0	0	0	0	1	
										0	0	0	0	0	0	1	
										0	0	0	0	0	0	1	
										0	0	0	0	0	0	1	
										0	0	0	0	0	0	1	
										0	0	0	0	0	0	1	
										0	0	0	0	0	0	1	
										0	0	0	0	0	0	1	
										0	0	0	0	0	0	1	
										0	0	0	0	0	0	1	
										0	0	0	0	0	0	1	
										0	0	0	0	0	0	1	
										0	0	0	0	0	0	1	
										0	0	0	0	0	0	1	
										0	0	0	0	0	0	1	
										0	0	0	0	0	0	1	
										0	0	0	0	0	0	1	
										0	0	0	0	0	0	1	
										0	0	0	0	0	0	1	
										0	0	0	0	0	0	1	
										0	0	0	0	0	0	1	
										0	0	0	0	0	0	1	
										0	0	0	0	0	0	1	
										0	0	0	0	0	0	1	
										0	0	0	0	0	0	1	
										0	0	0	0	0	0	1	
										0	0	0	0	0	0	1	
										0	0	0	0	0	0	1	
										0	0	0	0	0	0	1	
										0	0	0	0	0	0	1	
										0	0	0	0	0	0	1	
										0	0	0	0	0	0	1	
										0	0	0	0	0	0	1	
										0	0	0	0	0	0	1	
										0	0	0	0	0	0	1	
										0	0	0	0	0	0	1	
										0	0	0	0	0	0	1	
										0	0	0	0	0	0	1	
										0	0	0	0	0	0	1	
										0	0	0	0	0	0	1	
										0	0	0	0	0	0	1	
										0	0	0	0	0	0	1	
										0	0	0	0	0	0	1	
										0	0	0	0	0	0	1	
										0	0	0	0	0	0	1	
										0	0	0	0	0	0	1	
										0	0	0	0	0	0	1	
										0	0	0	0	0	0	1	
										0	0	0	0	0	0	1	
										0	0	0	0	0	0	1	
										0	0	0	0	0	0	1	
										0	0	0	0	0	0	1	
										0	0	0	0	0	0	1	
										0	0	0	0	0	0	1	
										0	0	0	0	0	0	1	
										0	0	0	0	0	0	1	
										0	0	0	0	0	0	1	
										0	0	0	0	0	0	1	
										0	0	0	0	0	0	1	
										0	0	0	0	0	0	1	
										0	0	0	0	0	0	1	
										0	0	0	0	0	0	1	
										0	0	0	0	0	0	1	
										0	0	0	0	0	0	1	
										0	0	0	0	0	0	1	

Batter	1	2	3	4	5	6	7	8	9	AB	R	H	RBI	BB	SO	LOB	TOP					
1 Emilio Bonifacio, S OBP: 0.360, SLG: 0.383										4	1	2	0	1	0	0	Florida Marlins @ Chicago Cubs Wrigley Field, Chicago, IL Thu Jul 14 2011, 7:08 PM - 10:23 PM CDT Att: 38,145 - Partly Cloudy - 72 F					
13 Omar Infante, R OBP: 0.299, SLG: 0.312										3	1	2	0	2	0	2						
15 Gaby Sanchez, R OBP: 0.369, SLG: 0.467										4	0	0	1	0	2	4						
2 Hanley Ramirez, R OBP: 0.334, SLG: 0.367										5	0	1	1	0	0	2						
20 Logan Morrison, L OBP: 0.341, SLG: 0.481										4	0	0	0	1	1	4						
46 Juan Carlos Oviedo, R										0	0	0	0	0	0	0						
27 Giancarlo Stanton, R OBP: 0.339, SLG: 0.515										3	1	1	0	2	1	0						
24 Mike Cameron, R OBP: 0.238, SLG: 0.280										3	1	1	1	2	0	0						
14 John Buck, R OBP: 0.299, SLG: 0.372										3	0	0	0	1	1	3						
10 Dewayne Wise, L OBP: 0.196, SLG: 0.171										0	1	0	0	0	0	0						
19 Anibal Sanchez, R OBP: 0.299, SLG: 0.372										3	0	0	0	0	0	0						
31 Steve Cistek, R OBP: 0.299, SLG: 0.372										0	0	0	0	0	0	0						
38 Randy Choate, L OBP: 0.299, SLG: 0.372										0	0	0	0	0	0	0						
31 Burke Badenhop, R OBP: 0.299, SLG: 0.372										0	0	0	0	0	0	0						
40 Mike Dunn, L OBP: 0.299, SLG: 0.372										0	0	0	0	0	0	0						
9 Brett Loyer, R OBP: 0.299, SLG: 0.372										0	0	0	0	0	0	0						
Inning Stats	R: 0 E: 0 K: 1 S: 9	H: 2 LOB: 2 BB: 0 P: 13	R: 0 E: 0 K: 1 S: 8	H: 0 LOB: 0 BB: 0 P: 16	R: 0 E: 0 K: 2 S: 11	H: 0 LOB: 1 BB: 1 P: 19	R: 0 E: 0 K: 0 S: 7	H: 1 LOB: 2 BB: 2 P: 19	R: 0 E: 0 K: 1 S: 9	H: 1 LOB: 1 BB: 0 P: 15	R: 0 E: 0 K: 0 S: 8	H: 0 LOB: 0 BB: 0 P: 13	R: 0 E: 0 K: 1 S: 14	H: 2 LOB: 2 BB: 0 P: 18	R: 0 E: 0 K: 1 S: 8	H: 0 LOB: 0 BB: 0 P: 11	R: 6 E: 1 K: 0 S: 18	H: 3 LOB: 3 BB: 6 P: 49	1B: 8 2B: 1 3B: 0 HR: 0	SF: 1 SAC: 0 DP: 1 HBP: 0	WP: 0 PB: 0 SB: 0 CS: 0	PA: 43
PITCHER	IP WLS BF H R ER SO BB IBB HBP BLK WP HR S P ERA WHIP	7.0 3 29 6 0 0 6 3 0 0 0 0 0 0 66 113 0.00 1.286	1.0 0 3 0 0 0 1 0 0 0 0 0 0 8 11 0.00 0.000	0.0 5 5 1 5 5 0 4 0 0 0 0 0 7 25 ∞ ∞	0.1 3 1 0 0 0 0 1 0 0 0 0 0 6 12 0.00 6.000	0.2 3 1 1 1 0 0 1 0 0 0 0 0 5 12 13.50 1.500	PITCHER										IP WLS BF H R ER SO BB IBB HBP BLK WP HR S P ERA WHIP					
22 Matt Garza, R ERA: 3.97	7.0 3 29 6 0 0 6 3 0 0 0 0 0 0 66 113 0.00 1.286	1.0 0 3 0 0 0 1 0 0 0 0 0 0 8 11 0.00 0.000	0.0 5 5 1 5 5 0 4 0 0 0 0 0 7 25 ∞ ∞	0.1 3 1 0 0 0 0 1 0 0 0 0 0 6 12 0.00 6.000	0.2 3 1 1 1 0 0 1 0 0 0 0 0 5 12 13.50 1.500	PITCHER										IP WLS BF H R ER SO BB IBB HBP BLK WP HR S P ERA WHIP						
45 Sean Marshall, L ERA: 2.72	1.0 0 3 0 0 0 1 0 0 0 0 0 0 8 11 0.00 0.000	0.0 5 5 1 5 5 0 4 0 0 0 0 0 7 25 ∞ ∞	0.1 3 1 0 0 0 0 1 0 0 0 0 0 6 12 0.00 6.000	0.2 3 1 1 1 0 0 1 0 0 0 0 0 5 12 13.50 1.500	PITCHER										IP WLS BF H R ER SO BB IBB HBP BLK WP HR S P ERA WHIP							
49 Carlos Marmol, R ERA: 3.64	0.1 3 1 0 0 0 0 1 0 0 0 0 0 6 12 0.00 6.000	0.2 3 1 1 1 0 0 1 0 0 0 0 0 5 12 13.50 1.500	PITCHER										IP WLS BF H R ER SO BB IBB HBP BLK WP HR S P ERA WHIP									
34 Kerry Wood, R ERA: 2.76	0.2 3 1 1 1 0 0 1 0 0 0 0 0 5 12 13.50 1.500	PITCHER										IP WLS BF H R ER SO BB IBB HBP BLK WP HR S P ERA WHIP										
40 James Russell, L ERA: 4.35	0.2 3 1 1 1 0 0 1 0 0 0 0 0 5 12 13.50 1.500	PITCHER										IP WLS BF H R ER SO BB IBB HBP BLK WP HR S P ERA WHIP										
Batter	1	2	3	4	5	6	7	8	9	AB	R	H	RBI	BB	SO	LOB	BOTTOM					
1 Kosuke Fukudome, L OBP: 0.373, SLG: 0.365										5	0	0	0	0	1	4	Florida Marlins @ Chicago Cubs Wrigley Field, Chicago, IL Thu Jul 14 2011, 7:08 PM - 10:23 PM CDT Att: 38,145 - Partly Cloudy - 72 F					
13 Starlin Castro, R OBP: 0.332, SLG: 0.423									4	0	0	0	0	1	0							
16 Aramis Ramirez, R OBP: 0.345, SLG: 0.494									4	0	1	0	0	0	0							
22 Carlos Pena, L OBP: 0.338, SLG: 0.456									3	1	0	0	1	1	1							
24 Marlon Byrd, R OBP: 0.345, SLG: 0.411									4	1	1	1	0	1	2							
12 Alfonso Soriano, R OBP: 0.310, SLG: 0.475									3	0	1	0	0	1	0							
1 Tony Campana, L OBP: 0.309, SLG: 0.299									1	1	1	0	0	0	0							
18 Geovany Soto, R OBP: 0.332, SLG: 0.417									4	0	4	0	0	0	0							
15 Darwin Barney, R OBP: 0.333, SLG: 0.370									3	0	0	1	0	2	3							
22 Matt Garza, R ERA: 3.97	7.0 3 29 6 0 0 6 3 0 0 0 0 0 0 66 113 0.00 1.286	1.0 0 3 0 0 0 1 0 0 0 0 0 0 8 11 0.00 0.000	0.0 5 5 1 5 5 0 4 0 0 0 0 0 7 25 ∞ ∞	0.1 3 1 0 0 0 0 1 0 0 0 0 0 6 12 0.00 6.000	0.2 3 1 1 1 0 0 1 0 0 0 0 0 5 12 13.50 1.500	PITCHER										IP WLS BF H R ER SO BB IBB HBP BLK WP HR S P ERA WHIP						
9 Blake Dewitt, L ERA: 2.09	1.0 0 3 0 0 0 1 0 0 0 0 0 0 8 11 0.00 0.000	0.0 5 5 1 5 5 0 4 0 0 0 0 0 7 25 ∞ ∞	0.1 3 1 0 0 0 0 1 0 0 0 0 0 6 12 0.00 6.000	0.2 3 1 1 1 0 0 1 0 0 0 0 0 5 12 13.50 1.500	PITCHER										IP WLS BF H R ER SO BB IBB HBP BLK WP HR S P ERA WHIP							
31 Steve Cistek, R ERA: 2.09	1.0 0 3 0 0 0 1 0 0 0 0 0 0 8 11 0.00 0.000	0.0 5 5 1 5 5 0 4 0 0 0 0 0 7 25 ∞ ∞	0.1 3 1 0 0 0 0 1 0 0 0 0 0 6 12 0.00 6.000	0.2 3 1 1 1 0 0 1 0 0 0 0 0 5 12 13.50 1.500	PITCHER										IP WLS BF H R ER SO BB IBB HBP BLK WP HR S P ERA WHIP							
38 Randy Choate, L ERA: 0.93	0.2 3 1 0 0 0 1 0 0 0 0 0 0 6 12 0.00 0.000	0.1 3 1 0 0 0 0 1 0 0 0 0 0 6 12 0.00 6.000	0.2 3 1 1 1 0 0 1 0 0 0 0 0 5 12 13.50 1.500	PITCHER										IP WLS BF H R ER SO BB IBB HBP BLK WP HR S P ERA WHIP								
31 Burke Badenhop, R ERA: 3.61	0.1 3 1 0 0 0 0 1 0 0 0 0 0 6 12 0.00 6.000	0.2 3 1 1 1 0 0 1 0 0 0 0 0 5 12 13.50 1.500	PITCHER										IP WLS BF H R ER SO BB IBB HBP BLK WP HR S P ERA WHIP									
40 Mike Dunn, L ERA: 3.77	0.1 3 1 0 0 0 0 1 0 0 0 0 0 6 12 0.00 6.000	0.2 3 1 1 1 0 0 1 0 0 0 0 0 5 12 13.50 1.500	PITCHER										IP WLS BF H R ER SO BB IBB HBP BLK WP HR S P ERA WHIP									
Inning Stats	R: 1 E: 0 K: 3 S: 16	H: 2 LOB: 1 BB: 0 P: 23	R: 0 E: 0 K: 1 S: 10	H: 0 LOB: 0 BB: 0 P: 12	R: 0 E: 0 K: 1 S: 6	H: 0 LOB: 0 BB: 0 P: 9	R: 0 E: 0 K: 1 S: 11	H: 1 LOB: 0 BB: 0 P: 17	R: 0 E: 0 K: 0 S: 9	H: 0 LOB: 0 BB: 0 P: 15	R: 1 E: 0 K: 1 S: 13	H: 2 LOB: 3 BB: 1 P: 23	R: 0 E: 0 K: 1 S: 9	H: 1 LOB: 1 BB: 0 P: 11	R: 1 E: 0 K: 2 S: 17	H: 2 LOB: 1 BB: 0 P: 23	1B: 6 2B: 1 3B: 0 HR: 1	SF: 0 SAC: 0 DP: 0 HBP: 1	WP: 0 PB: 1 SB: 0 CS: 0	PA: 37		
PITCHER	IP WLS BF H R ER SO BB IBB HBP BLK WP HR S P ERA WHIP	6.1 2 24 4 2 2 6 1 0 0 0 0 0 2 4 2.84 0.789	0.1 0 2 1 0 0 0 0 0 0 1 0 0 0 2 4 ∞ ∞	0.2 2 0 0 0 0 1 0 0 0 0 0 0 5 8 0.00 0.000	0.1 2 1 0 0 0 1 0 0 0 0 0 0 5 5 0.00 3.000	0.1 1 0 0 0 0 0 0 0 0 0 0 0 2 3 0.00 0.000	PITCHER										IP WLS BF H R ER SO BB IBB HBP BLK WP HR S P ERA WHIP					
34 Edward Mujica, R ERA: 3.14	6.1 2 24 4 2 2 6 1 0 0 0 0 0 2 4 2.84 0.789	0.1 0 2 1 0 0 0 0 0 0 1 0 0 0 2 4 ∞ ∞	0.2 2 0 0 0 0 1 0 0 0 0 0 0 5 8 0.00 0.000	0.1 2 1 0 0 0 1 0 0 0 0 0 0 5 5 0.00 3.000	0.1 1 0 0 0 0 0 0 0 0 0 0 0 2 3 0.00 0.000	PITCHER										IP WLS BF H R ER SO BB IBB HBP BLK WP HR S P ERA WHIP						
46 Juan Carlos Oviedo, R ERA: 3.43	1.0 0 3 0 0 0 1 0 0 0 0 0 0 8 11 0.00 0.000	0.0 5 5 1 5 5 0 4 0 0 0 0 0 7 25 ∞ ∞	0.1 3 1 0 0 0 0 1 0 0 0 0 0 6 12 0.00 6.000	0.2 3 1 1 1 0 0 1 0 0 0 0 0 5 12 13.50 1.500	PITCHER										IP WLS BF H R ER SO BB IBB HBP BLK WP HR S P ERA WHIP							

Batter	1	2	3	4	5	6	7	8	9	AB	R	H	RBI	BB	SO	LOB	TOP								
1 Emilio Bonifacio, S (1,5) OBP: 0.359, SLG: 0.381	G6-3		K			13 E 1B		G4-3		4	0	1	0	0	1	3									
13 Omar Infante, R (1,4) OBP: 0.299, SLG: 0.309	F9			G5-3		P4			20 1B BB	3	1	0	0	1	0	1									
15 Gaby Sanchez, R (1,3) OBP: 0.366, SLG: 0.461	L9			K					P6	4	0	0	0	0	2	1									
2 Hanley Ramirez, R (1,6) OBP: 0.333, SLG: 0.365		F9		G5-3					1B	4	0	1	0	0	1	0									
20 Logan Morrison, L (1,7) OBP: 0.340, SLG: 0.478					F8			G4-3		4	0	1	1	0	1	0									
27 Giancarlo Stanton, R (1,9) OBP: 0.326, SLG: 0.506						F7				4	0	0	0	0	2	1									
24 Mike Cameron, R (1,8) OBP: 0.232, SLG: 0.273			G5-3			K				3	0	0	0	0	1	0									
14 John Buck, R (1,2) OBP: 0.299, SLG: 0.372										3	0	1	0	0	1	0									
10 Dewayne Wise, L (8, PR) OBP: 0.186, SLG: 0.171			G5-3			K2-3				0	0	0	0	0	0	0									
9 Brett Hayes, R (8, 2) OBP: 0.311, SLG: 0.491									29 1B	0	0	0	0	0	0	0									
47 Ricky Nolasco, R (1,1) OBP: 0.200, SLG: 0.161										2	0	1	0	0	1	0									
29 Greg Dobbs, L (8, PH) OBP: 0.342, SLG: 0.392										1	0	1	0	0	0	0									
11 Bryan Petersen, L (8, PR) OBP: 0.345, SLG: 0.385										0	0	0	0	0	0	0									
31 Burke Badenhop, R (8, 1) OBP: 1.000, SLG: 1.500										0	0	0	0	0	0	0									
38 Randy Choate, L (8, 1)										0	0	0	0	0	0	0									
Inning Stats	R: 0 E: 0 K: 0 S: 7	H: 0 LOB: 0 BB: 0 P: 11	R: 0 E: 0 K: 1 S: 8	H: 0 LOB: 0 BB: 0 P: 12	R: 0 E: 0 K: 1 S: 10	H: 1 LOB: 1 BB: 0 P: 17	R: 0 E: 0 K: 1 S: 11	H: 0 LOB: 0 BB: 0 P: 16	R: 0 E: 0 K: 1 S: 7	H: 0 LOB: 0 BB: 0 P: 12	R: 0 E: 1 K: 2 S: 12	H: 1 LOB: 1 BB: 0 P: 16	R: 0 E: 0 K: 2 S: 11	H: 0 LOB: 0 BB: 0 P: 15	R: 0 E: 0 K: 1 S: 12	H: 2 LOB: 2 BB: 0 P: 18	R: 1 E: 0 K: 1 S: 19	H: 2 LOB: 1 BB: 1 P: 31	1B: 5 2B: 1 3B: 0 HR: 0	SF: 0 SAC: 0 DP: 0 HBP: 0	WP: 0 PB: 0 SB: 0 CS: 0	PA: 33			
PITCHER	IP	WLS	BF	H	R	ER	SO	BB	IBB	HBP	BLK	WP	HR	S	P	ERA	WHIP								
46 Ryan Dempster, R (1,1) ERA: 4.68	8.0	W	28	4	0	0	9	0	0	0	0	0	0	78	117	0.00	0.500								
49 Carlos Marmol, R (9,1) ERA: 3.8	0.2	H	4	2	1	1	0	1	0	0	0	0	0	16	27	13.50	4.500								
45 Sean Marshall, L (9,1) ERA: 2.7	0.1	S	1	0	0	0	1	0	0	0	0	0	0	3	4	0.00	0.000								

Florida Marlins @ Chicago Cubs
Wrigley Field, Chicago, IL
Fri Jul 15 2011, 1:23 PM - 4:00 PM CDT
Att: 38,391 - Sunny - 77 F

AB 32
R 1
H 6
RBI 1
BB 1
SO 10
LOB 6



Batter	1	2	3	4	5	6	7	8	9	AB	R	H	RBI	BB	SO	LOB	BOTTOM								
1 Kosuke Fukudome, L (1,9) OBP: 0.374, SLG: 0.365	G5-4-3 16 13 1B BB				G4-3					3	0	1	0	1	1	1									
13 Starlin Castro, R (1,6) OBP: 0.331, SLG: 0.422			F8		G5-3			G6-3		4	0	1	0	0	0	1									
16 Aramis Ramirez, R (1,5) OBP: 0.344, SLG: 0.491		G5-4-3			F9					4	0	1	0	0	0	2									
22 Carlos Pena, L (1,3) OBP: 0.337, SLG: 0.454										4	1	1	0	0	3	2									
24 Marlon Byrd, R (1,8) OBP: 0.350, SLG: 0.420										3	1	2	0	0	0	1									
18 Geovany Soto, R (1,2) OBP: 0.326, SLG: 0.411										3	0	0	0	0	1	4									
12 Alfonso Soriano, R (1,7) OBP: 0.306, SLG: 0.470										3	0	0	0	0	0	0									
5 Reed Johnson, R (8, 7) OBP: 0.368, SLG: 0.548										0	0	0	0	0	0	0									
15 Darwin Barney, R (1,4) OBP: 0.330, SLG: 0.367										3	0	0	0	0	2	1									
46 Ryan Dempster, R (1,1) OBP: 0.114, SLG: 0.088										3	0	1	0	0	1	0									
49 Carlos Marmol, R (9,1)										0	0	0	0	0	0	0									
45 Sean Marshall, L (9,1)										0	0	0	0	0	0	0									
Inning Stats	R: 0 E: 0 K: 1 S: 7	H: 1 LOB: 1 BB: 1 P: 13	R: 0 E: 0 K: 0 S: 8	H: 1 LOB: 0 BB: 0 P: 12	R: 0 E: 0 K: 0 S: 13	H: 1 LOB: 1 BB: 0 P: 22	R: 2 E: 1 K: 2 S: 16	H: 2 LOB: 1 BB: 0 P: 22	R: 0 E: 0 K: 1 S: 7	H: 0 LOB: 0 BB: 0 P: 11	R: 0 E: 0 K: 1 S: 9	H: 1 LOB: 1 BB: 0 P: 15	R: 0 E: 0 K: 2 S: 13	H: 1 LOB: 0 BB: 0 P: 16	R: 0 E: 0 K: 1 S: 8	H: 0 LOB: 0 BB: 0 P: 14	1B: 6 2B: 1 3B: 0 HR: 0	SF: 0 SAC: 0 DP: 2 HBP: 0	WP: 0 PB: 0 SB: 0 CS: 0	PA: 31					
PITCHER	IP	WLS	BF	H	R	ER	SO	BB	IBB	HBP	BLK	WP	HR	S	P	ERA	WHIP								
47 Ricky Nolasco, R (1,1) ERA: 3.51	7.0	L	28	7	2	0	7	1	0	0	0	0	0	73	111	0.00	1.143								
31 Burke Badenhop, R (8, 1) ERA: 3.71	0.2		2	0	0	0	0	0	0	0	0	0	0	5	9	0.00	0.000								
38 Randy Choate, L (8, 1) ERA: 0.92	0.1		1	0	0	0	1	0	0	0	0	0	0	3	5	0.00	0.000								

Florida Marlins @ Chicago Cubs
Wrigley Field, Chicago, IL
Fri Jul 15 2011, 1:23 PM - 4:00 PM CDT
Att: 38,391 - Sunny - 77 F

AB 30
R 2
H 7
RBI 0
BB 1
SO 8
LOB 12



Batter	1	2	3	4	5	6	7	8	9	AB	R	H	RBI	BB	SO	LOB	TOP								
1 Emilio Bonifacio, S OBP: 0.360, SLG: 0.379										4	1	1	0	1	2	1	Florida Marlins @ Chicago Cubs Wrigley Field, Chicago, IL Sat Jul 16 2011, 12:08 PM - 2:51 PM CDT Att: 40,709 - Cloudy - 82 F								
13 Omar Infante, R OBP: 0.301, SLG: 0.311										4	2	2	0	0	1	1									
18 Wes Helms, R OBP: 0.272, SLG: 0.255										1	0	0	0	0	0	1									
20 Logan Morrison, L OBP: 0.341, SLG: 0.495										4	2	1	3	1	1	2									
39 Chris Hatcher, R OBP: 0.200, SLG: 0.200										0	0	0	0	0	0	0									
44 Brian Sanchez, R OBP: 0.200, SLG: 0.200										0	0	0	0	0	0	0									
2 Hanley Ramirez, R OBP: 0.341, SLG: 0.381										4	3	3	2	1	1	0									
15 Gaby Sanchez, R OBP: 0.366, SLG: 0.459										4	2	1	2	1	0	2									
27 Giancarlo Stanton, R OBP: 0.330, SLG: 0.529										5	2	3	4	0	1	3									
11 Bryan Petersen, L OBP: 0.294, SLG: 0.333										4	0	0	1	0	2	2									
9 Brett Hayes, R OBP: 0.318, SLG: 0.500										5	0	2	1	0	0	1									
23 Javier Vazquez, R OBP: 0.200, SLG: 0.172										3	1	1	0	0	0	1									
10 Dewayne Wise, L OBP: 0.178, SLG: 0.163										2	0	0	0	0	0	1									
Inning Stats	R: 3 H: 2 E: 0 K: 3 S: 18	H: 2 LOB: 1 BB: 2 P: 29	R: 0 H: 1 E: 0 K: 1 S: 11	H: 1 LOB: 0 BB: 0 P: 12	R: 0 H: 0 E: 0 K: 1 S: 8	H: 0 LOB: 1 BB: 1 P: 15	R: 1 H: 1 E: 0 K: 0 S: 8	H: 1 LOB: 0 BB: 0 P: 10	R: 4 H: 3 E: 0 K: 1 S: 14	H: 3 LOB: 0 BB: 1 P: 31	R: 3 H: 3 E: 1 K: 1 S: 14	H: 3 LOB: 1 BB: 0 P: 20	R: 0 H: 1 E: 0 K: 1 S: 12	H: 1 LOB: 1 BB: 0 P: 16	R: 2 H: 2 E: 1 K: 0 S: 17	H: 2 LOB: 0 BB: 0 P: 25	1B: 7 2B: 4 3B: 0 HR: 3	SF: 1 SAC: 0 DP: 1 HBP: 0	WP: 0 PB: 0 SB: 1 CS: 0	PA: 45					
PITCHER	IP: 4.2 WLS: L BF: 24 ERA: 4.78	H: 7 R: 8 ER: 8 SO: 6	BB: 4 IBB: 0 HBP: 0 BLK: 0	WP: 0 HR: 2 S: 58 P: 94	ERA: 15.43 WHIP: 2.357	IP: 5.1 WLS: L BF: 23 ERA: 5.74	H: 3 R: 3 ER: 3 SO: 1	BB: 0 IBB: 0 HBP: 0 BLK: 0	WP: 0 HR: 1 S: 15 P: 23	ERA: 20.25 WHIP: 2.250	IP: 7.1 WLS: L BF: 31 ERA: 5.54	H: 4 R: 1 ER: 0 SO: 0	BB: 0 IBB: 0 HBP: 0 BLK: 0	WP: 0 HR: 0 S: 8 P: 13	ERA: 0.00 WHIP: 1.000	IP: 8.1 WLS: L BF: 34 ERA: 4.26	H: 1 R: 0 ER: 0 SO: 0	BB: 0 IBB: 0 HBP: 0 BLK: 0	WP: 0 HR: 0 S: 12 P: 25	ERA: 0.00 WHIP: 2.000	IP: 9.1 WLS: L BF: 36 ERA: 3.42	H: 2 R: 2 ER: 0 SO: 0	BB: 0 IBB: 0 HBP: 0 BLK: 0	WP: 0 HR: 0 S: 17 P: 25	ERA: 0.00 WHIP: 2.000
Batter	1	2	3	4	5	6	7	8	9	AB	R	H	RBI	BB	SO	LOB	BOTTOM								
1 Kosuke Fukudome, L OBP: 0.373, SLG: 0.363										4	1	1	0	0	2	0	Florida Marlins @ Chicago Cubs Wrigley Field, Chicago, IL Sat Jul 16 2011, 12:08 PM - 2:51 PM CDT Att: 40,709 - Cloudy - 82 F								
13 Starlin Castro, R OBP: 0.330, SLG: 0.420										4	1	1	0	0	2	0									
16 Aramis Ramirez, R OBP: 0.344, SLG: 0.499										3	1	1	3	0	0	0									
9 Blake DeWitt, L OBP: 0.281, SLG: 0.378										0	0	0	0	1	0	0									
22 Carlos Pena, L OBP: 0.333, SLG: 0.447										4	0	0	0	0	2	1									
24 Marlon Byrd, R OBP: 0.349, SLG: 0.419										3	0	1	0	0	1	0									
40 James Russell, L OBP: 0.125, SLG: 0.125										0	0	0	0	0	0	0									
29 Jeff Samardzija, R OBP: 0.281, SLG: 0.378										0	0	0	0	0	0	0									
18 Geovany Soto, R OBP: 0.325, SLG: 0.406										3	0	0	0	0	1	1									
12 Alfonso Soriano, R OBP: 0.303, SLG: 0.465										3	0	0	0	0	2	1									
15 Darwin Barney, R OBP: 0.327, SLG: 0.363										3	0	0	0	0	0	0									
38 Carlos Zambrano, S OBP: 0.343, SLG: 0.455										1	0	0	0	0	0	0									
32 Ramon Ortiz, R OBP: 0.221, SLG: 0.221										0	0	0	0	0	0	0									
3 Jeff Baker, R OBP: 0.321, SLG: 0.419										1	0	0	0	0	1	0									
43 John Grabow, L OBP: 0.281, SLG: 0.378										0	0	0	0	0	0	0									
1 Tony Campena, L OBP: 0.305, SLG: 0.295										1	0	0	0	0	0	0									
Inning Stats	R: 0 H: 0 E: 0 K: 1 S: 7	H: 0 LOB: 0 BB: 0 P: 9	R: 0 H: 1 E: 0 K: 2 S: 15	H: 1 LOB: 1 BB: 0 P: 21	R: 0 H: 0 E: 0 K: 1 S: 12	H: 0 LOB: 0 BB: 0 P: 16	R: 0 H: 0 E: 0 K: 2 S: 10	H: 0 LOB: 0 BB: 0 P: 13	R: 0 H: 0 E: 0 K: 2 S: 8	H: 0 LOB: 0 BB: 0 P: 10	R: 3 H: 3 E: 0 K: 2 S: 18	H: 3 LOB: 0 BB: 0 P: 21	R: 0 H: 0 E: 0 K: 0 S: 5	H: 0 LOB: 0 BB: 0 P: 7	R: 0 H: 0 E: 0 K: 1 S: 9	H: 0 LOB: 0 BB: 0 P: 14	R: 0 H: 0 E: 0 K: 0 S: 12	H: 0 LOB: 0 BB: 1 P: 20	1B: 3 2B: 0 3B: 0 HR: 1	SF: 0 SAC: 0 DP: 1 HBP: 0	WP: 0 PB: 0 SB: 0 CS: 0	PA: 31			
PITCHER	IP: 7.0 WLS: W BF: 25 ERA: 5.14	H: 4 R: 3 ER: 3 SO: 10	BB: 0 IBB: 0 HBP: 0 BLK: 0	WP: 0 HR: 1 S: 75 P: 100	ERA: 3.86 WHIP: 0.571	IP: 8.1 WLS: L BF: 30 ERA: 5.14	H: 3 R: 0 ER: 0 SO: 1	BB: 0 IBB: 0 HBP: 0 BLK: 0	WP: 0 HR: 9 S: 14 P: 20	ERA: 0.00 WHIP: 0.000	IP: 9.1 WLS: L BF: 33 ERA: 3.94	H: 3 R: 0 ER: 0 SO: 0	BB: 1 IBB: 0 HBP: 0 BLK: 0	WP: 0 HR: 12 S: 20 P: 20	ERA: 0.00 WHIP: 1.000										

Batter	1	2	3	4	5	6	7	8	9	AB	R	H	RBI	BB	SO	LOB	TOP				
1 Emilio Bonifacio, S OBP: 0.363, SLG: 0.381 (1.4)										4	2	2	0	1	0	2					
29 Greg Dobbs, L OBP: 0.347, SLG: 0.407 (1.5)										4	1	2	3	1	1	0					
10 Dewayne Wise, L OBP: 0.178, SLG: 0.163 (8.7)										0	0	0	0	0	0	0					
20 Logan Morrison, L OBP: 0.233, SLG: 0.281 (1.7)										5	0	1	2	0	1	2					
31 Steve Cishek, R (8.1)										0	0	0	0	0	0	0					
38 Randy Choate, L (8.1)										0	0	0	0	0	0	0					
13 Omar Infante, R OBP: 0.301, SLG: 0.311 (9.4)										0	0	0	0	0	0	0					
2 Hanley Ramirez, R OBP: 0.345, SLG: 0.394 (1.6)										4	1	2	1	1	1	2					
15 Gaby Sanchez, R OBP: 0.364, SLG: 0.454 (1.3)										4	0	0	0	1	1	4					
27 Giancarlo Stanton, R OBP: 0.331, SLG: 0.525 (1.9)										4	1	1	0	1	1	3					
24 Mike Cameron, R (1.8)										4	0	1	0	0	0	1					
46 Juan Carlos Oviedo, R (9.1)										0	0	0	0	0	0	0					
14 John Buck, R OBP: 0.308, SLG: 0.378 (1.2)										3	0	3	1	0	0	0					
9 Brett Hayes, R OBP: 0.313, SLG: 0.492 (8.2)										1	1	0	0	0	1	2					
41 Chris Volstad, R OBP: 0.266, SLG: 0.299 (4. PH)										1	0	0	0	0	1	1					
11 Brian Peterson, L OBP: 0.286, SLG: 0.350 (4. PH)										1	0	0	0	0	0	2					
31 Burke Badenhop, R OBP: 0.287, SLG: 1.952 (7.1)										0	0	0	0	0	0	0					
34 Edward Mujica, R OBP: 0.176, SLG: 0.233 (8. PH)										1	1	0	0	1	0	2					
18 Wes Helms, R OBP: 0.176, SLG: 0.233 (8. PH)										1	1	0	0	1	0	2					
Inning Stats	R: 3 H: 2 E: 0 K: 0 S: 9	H: 2 LOB: 0 BB: 1 P: 21	R: 0 H: 1 E: 0 K: 1 S: 7	H: 1 LOB: 0 BB: 0 P: 12	R: 0 H: 0 E: 0 K: 1 S: 5	H: 0 LOB: 0 BB: 0 P: 9	R: 1 H: 2 E: 0 K: 1 S: 10	H: 2 LOB: 1 BB: 1 P: 19	R: 0 H: 1 E: 0 K: 1 S: 11	H: 1 LOB: 3 BB: 0 P: 17	R: 0 H: 1 E: 0 K: 1 S: 12	H: 1 LOB: 1 BB: 0 P: 19	R: 3 H: 2 E: 0 K: 2 S: 13	H: 2 LOB: 2 BB: 2 P: 28	R: 0 H: 1 E: 0 K: 1 S: 12	H: 1 LOB: 2 BB: 1 P: 22	1B: 9 2B: 1 3B: 0 HR: 2	SF: 0 SAC: 1 DP: 2 HBP: 1	WP: 1 PB: 0 SB: 1 CS: 0	PA: 45	
PITCHER	IP WLS BF H R ER SO BB IBB HBP BLK WP HR S P ERA WHIP	6.0 28 8 4 4 4 3 0 0 0 0 0 2 53 102 6.00 1.833	0.2 2 0 0 0 1 0 0 0 0 0 0 0 7 9 0.00 0.000	0.1 2 1 0 0 0 0 0 0 0 0 0 0 5 10 0.00 3.000	1.0 L 8 2 3 3 2 2 0 1 0 1 0 13 28 27.00 4.000	1.0 5 1 0 0 1 1 0 0 0 0 0 0 12 22 0.00 2.000															

Florida Marlins @ Chicago Cubs
Wrigley Field, Chicago, IL
Sun Jul 17 2011, 1:25 PM - 4:27 PM CDT
Att: 37,634 - Partly Cloudy - 94 F

AB 37
R 7
H 12
RBI 7
BB 6
SO 8
LOB 22



Batter	1	2	3	4	5	6	7	8	9	AB	R	H	RBI	BB	SO	LOB	BOTTOM					
5 Reed Johnson, R OBP: 0.364, SLG: 0.550 (1.9)										3	1	1	1	0	1	0						
13 Starlin Castro, R OBP: 0.332, SLG: 0.422 (1.6)										3	2	1	1	1	0	1						
16 Aramis Ramirez, R OBP: 0.346, SLG: 0.504 (1.5)										4	1	2	2	0	1	0						
22 Carlos Pena, L OBP: 0.330, SLG: 0.441 (1.3)										4	0	0	0	0	2	2						
24 Marlon Byrd, R OBP: 0.348, SLG: 0.416 (1.8)										4	0	1	0	0	2	1						
9 Blake DeWitt, L OBP: 0.282, SLG: 0.377 (1.7)										3	0	1	1	0	0	0						
34 Kerry Wood, R (8.1)										0	0	0	0	0	0	0						
43 John Grabow, L (9.1)										0	0	0	0	0	0	0						
12 Alfonso Soriano, R OBP: 0.302, SLG: 0.463 (9. PH)										1	0	0	0	0	0	1						
18 Geovany Soto, R OBP: 0.323, SLG: 0.493 (1.2)										4	1	1	0	0	1	1						
15 Darwin Barney, R OBP: 0.326, SLG: 0.362 (1.4)										4	0	1	0	0	1	1						
36 Randy Wells, R OBP: 0.133, SLG: 0.133 (1.1)										1	0	0	0	0	0	0						
40 James Russell, L OBP: 0.125, SLG: 0.125 (7.1)										0	0	0	0	0	0	0						
29 Jeff Samardzija, R (7.1)										0	0	0	0	0	0	0						
1 Tony Campana, L OBP: 0.301, SLG: 0.291 (8.7)										1	0	0	0	0	1	0						
Inning Stats	R: 3 H: 4 E: 0 K: 1 S: 12	H: 4 LOB: 1 BB: 0 P: 21	R: 1 H: 2 E: 0 K: 0 S: 9	H: 2 LOB: 1 BB: 0 P: 15	R: 0 H: 0 E: 0 K: 1 S: 6	H: 0 LOB: 0 BB: 0 P: 9	R: 0 H: 0 E: 0 K: 0 S: 7	H: 0 LOB: 0 BB: 0 P: 12	R: 0 H: 0 E: 0 K: 0 S: 5	H: 0 LOB: 0 BB: 0 P: 5	R: 0 H: 0 E: 0 K: 3 S: 9	H: 0 LOB: 0 BB: 0 P: 13	R: 0 H: 0 E: 0 K: 1 S: 10	H: 0 LOB: 0 BB: 0 P: 15	R: 1 H: 1 E: 0 K: 2 S: 14	H: 1 LOB: 1 BB: 1 P: 22	R: 0 H: 1 E: 0 K: 1 S: 14	H: 1 LOB: 1 BB: 0 P: 17	1B: 4 2B: 4 3B: 0 HR: 0	SF: 1 SAC: 1 DP: 0 HBP: 0	WP: 0 PB: 0 SB: 0 CS: 0	PA: 35
PITCHER	IP WLS BF H R ER SO BB IBB HBP BLK WP HR S P ERA WHIP	3.0 14 6 4 4 4 3 0 0 0 0 0 0 21 45 12.00 2.000	3.0 9 0 0 0 3 0 0 0 0 0 0 0 21 30 0.00 0.000	1.0 W 3 0 0 0 1 0 0 0 0 0 0 0 10 15 0.00 0.000	0.2 H 4 1 1 1 2 1 0 0 0 0 0 0 13 21 13.50 3.000	0.1 H 1 0 0 0 0 0 0 0 0 0 0 0 1 1 0.00 0.000																

Florida Marlins @ Chicago Cubs
Wrigley Field, Chicago, IL
Sun Jul 17 2011, 1:25 PM - 4:27 PM CDT
Att: 37,634 - Partly Cloudy - 94 F

AB 32
R 5
H 8
RBI 5
BB 1
SO 9
LOB 7



Batter	1	2	3	4	5	6	7	8	9	AB	R	H	RBI	BB	SO	LOB	TOP
11 Jimmy Rollins, S OBP: 0.340, SLG: 0.389	F7			HR		F7		L8		4	1	1	1	0	0	0	Philadelphia Phillies @ Chicago Cubs Wrigley Field, Chicago, IL Mon Jul 18 2011, 7:07 PM - 9:49 PM CDT Att: 38,183 - Partly Cloudy - 91 F
7 Michael Martinez, S OBP: 0.257, SLG: 0.299	G1-3			F8		26 HBP 1B		K2-3		4	0	1	0	0	1	0	
26 Chase Utley, L OBP: 0.362, SLG: 0.415	F7			F8				F7		3	0	0	0	0	0	0	
6 Ryan Howard, L OBP: 0.345, SLG: 0.458		G3		E4		F8			K	4	0	0	0	0	1	2	
29 Raul Ibanez, L OBP: 0.290, SLG: 0.421		G3		P4					G4-3	4	0	0	0	0	1	3	
51 Carlos Ruiz, R OBP: 0.388, SLG: 0.362			G3							3	0	1	0	1	1	0	
9 Dominic Brown, L OBP: 0.320, SLG: 0.382										3	0	0	0	1	0	1	
15 John Mayberry Jr., R OBP: 0.316, SLG: 0.429										4	0	2	0	0	1	2	
34 Roy Halladay, R OBP: 0.087, SLG: 0.067										2	0	0	0	0	1	1	
48 Drew Carpenter, R OBP: 0.304, SLG: 0.286										0	0	0	0	0	0	0	
10 Ben Francisco, R OBP: 0.332, SLG: 0.361										0	0	0	0	0	0	0	
57 David Herndon, R										0	0	0	0	0	0	0	
Inning Stats	R: 0 E: 0 K: 0 S: 8	H: 0 LOB: 0 BB: 0 P: 13	R: 0 E: 0 K: 0 S: 5	H: 0 LOB: 0 BB: 0 P: 10	R: 0 E: 0 K: 0 S: 8	H: 0 LOB: 0 BB: 0 P: 10	R: 1 E: 1 K: 0 S: 9	H: 1 LOB: 1 BB: 0 P: 13	R: 0 E: 0 K: 1 S: 14	H: 1 LOB: 2 BB: 0 P: 20	R: 0 E: 0 K: 1 S: 7	H: 2 LOB: 1 BB: 0 P: 9	R: 0 E: 0 K: 1 S: 15	H: 0 LOB: 2 BB: 2 P: 29	1B: 3 2B: 1 3B: 0 HR: 1	SF: 0 SAC: 0 DP: 1 HBP: 1	WP: 0 PA: 35 PB: 0 SB: 0 CS: 0
PITCHER	IP WLS BF H R ER SO BB IBB HBP BLK WP HR S P ERA WHIP	PITCHER															
50 Rodrigo Lopez, R ERA: 3.55	6.2 W 26 5 1 1 3 0 0 1 0 0 0 1 58 86 1.35 0.750																
40 James Russell, L ERA: 4.18	0.1 1 0 0 0 0 0 0 0 0 0 0 0 7 10 0.00 0.000																
29 Jeff Samardzija, R ERA: 3.33	1.0 3 0 0 0 1 0 0 0 0 0 0 0 15 29 0.00 2.000																
49 Carlos Marmol, R ERA: 3.71	1.0 5 0 0 0 2 2 0 0 0 0 0 0 15 29 0.00 2.000																

AB	32
R	1
H	5
RBI	1
BB	2
SO	6
LOB	10



Batter	1	2	3	4	5	6	7	8	9	AB	R	H	RBI	BB	SO	LOB	BOTTOM
1 Kosuke Fukudome, L OBP: 0.373, SLG: 0.365	G4-3			F9				F8		4	1	1	1	1	0	1	Philadelphia Phillies @ Chicago Cubs Wrigley Field, Chicago, IL Mon Jul 18 2011, 7:07 PM - 9:49 PM CDT Att: 38,183 - Partly Cloudy - 91 F
13 Starlin Castro, R OBP: 0.333, SLG: 0.421	G4-3			22 BB		L6		G5-3		5	0	2	0	0	0	1	
16 Aramis Ramirez, R OBP: 0.345, SLG: 0.511				HR						3	1	1	2	0	1	2	
22 Carlos Pena, L OBP: 0.337, SLG: 0.457				1B						3	1	3	2	1	0	0	
24 Marlon Byrd, R OBP: 0.350, SLG: 0.422				1B						4	0	2	0	0	0	3	
12 Alfonso Soriano, R OBP: 0.298, SLG: 0.456										4	0	0	0	0	1	5	
29 Jeff Samardzija, R ERA: 3.33										0	0	0	0	0	0	0	
49 Carlos Marmol, R ERA: 3.71										0	0	0	0	0	0	0	
55 Koyie Hill, S OBP: 0.275, SLG: 0.326										3	1	0	0	1	2	1	
15 Darwin Barney, R OBP: 0.328, SLG: 0.367										4	1	2	1	0	0	1	
50 Rodrigo Lopez, R OBP: 0.111, SLG: 0.111										1	1	1	0	0	0	0	
40 James Russell, L OBP: 0.125, SLG: 0.125										0	0	0	0	0	0	0	
1 Tony Campana, L OBP: 0.298, SLG: 0.288										1	0	0	0	0	0	0	
Inning Stats	R: 1 E: 0 K: 0 S: 9	H: 2 LOB: 1 BB: 0 P: 13	R: 0 E: 0 K: 1 S: 6	H: 0 LOB: 0 BB: 0 P: 6	R: 2 E: 0 K: 0 S: 22	H: 3 LOB: 2 BB: 1 P: 31	R: 0 E: 0 K: 0 S: 9	H: 1 LOB: 1 BB: 0 P: 12	R: 0 E: 0 K: 1 S: 13	H: 2 LOB: 1 BB: 1 P: 20	R: 1 E: 0 K: 2 S: 10	H: 2 LOB: 1 BB: 0 P: 16	R: 0 E: 0 K: 0 S: 10	H: 0 LOB: 0 BB: 0 P: 15	1B: 7 2B: 3 3B: 0 HR: 2	SF: 1 SAC: 2 DP: 0 HBP: 0	WP: 0 PA: 38 PB: 0 SB: 2 CS: 1
PITCHER	IP WLS BF H R ER SO BB IBB HBP BLK WP HR S P ERA WHIP	PITCHER															
34 Roy Halladay, R ERA: 2.57	4.0 L 20 7 3 3 1 1 0 0 0 0 0 0 20 33 6.75 2.000																
48 Drew Carpenter, R ERA: 7.11	2.0 10 3 2 2 1 2 0 0 0 0 0 0 20 33 9.00 2.500																
57 David Herndon, R ERA: 4.83	2.0 8 2 1 1 2 0 0 0 0 0 0 1 20 31 4.50 1.000																

AB	32
R	6
H	12
RBI	6
BB	3
SO	4
LOB	14



Batter	1	2	3	4	5	6	7	8	9	AB	R	H	RBI	BB	SO	LOB	TOP																	
11 Jimmy Rollins, S OBP: 0.340, SLG: 0.389	P6		L9			P4		2B	2B	5	2	2	0	0	0	0	Philadelphia Phillies @ Chicago Cubs Wrigley Field, Chicago, IL Tue Jul 19 2011, 7:08 PM - 10:22 PM CDT Att: 38,857 - Partly Cloudy - 80 F																	
7 Michael Martinez, S OBP: 0.273, SLG: 0.317	G3		K			BB		2B	2B	4	1	2	2	1	1	0																		
26 Chase Utley, L OBP: 0.360, SLG: 0.417	P4				F7			2B		4	0	1	2	0	1	1																		
6 Ryan Howard, L OBP: 0.342, SLG: 0.453		K			G4-3			K		4	0	0	0	0	3	2																		
8 Shane Victorino, S OBP: 0.371, SLG: 0.517	F8				P6			FC6-2		4	0	0	0	0	0	1																		
29 Raul Ibanez, L OBP: 0.290, SLG: 0.418					G3			K		3	0	0	0	1	1																			
9 Dominic Brown, L OBP: 0.331, SLG: 0.396					G3					2	0	2	0	1	0	0																		
15 John Mayberry Jr., R OBP: 0.314, SLG: 0.426					2B					1	0	0	0	0	0	0																		
51 Carlos Ruiz, R OBP: 0.366, SLG: 0.361					P3					4	0	1	0	0	1	3																		
33 Cliff Lee, L OBP: 0.222, SLG: 0.326					K					2	0	0	0	0	1	1																		
7 Ross Gload, L OBP: 0.299, SLG: 0.297										1	0	0	0	0	0	2																		
40 Michael Stutes, R OBP: 0.335, SLG: 0.364										0	0	0	0	0	0	0																		
10 Ben Francisco, R OBP: 0.335, SLG: 0.364										1	1	1	0	0	0	0																		
37 Antonio Bastardo, R OBP: 0.335, SLG: 0.364										0	0	0	0	0	0	0																		
Inning Stats	R: 0 E: 0 K: 0 S: 7	H: 0 LOB: 0 BB: 0 P: 9	R: 0 E: 0 K: 1 S: 15	H: 0 LOB: 2 BB: 2 P: 26	R: 0 E: 0 K: 1 S: 8	H: 0 LOB: 0 BB: 0 P: 12	R: 0 E: 0 K: 0 S: 9	H: 0 LOB: 0 BB: 0 P: 13	R: 0 E: 0 K: 2 S: 9	H: 1 LOB: 1 BB: 0 P: 16	R: 0 E: 0 K: 2 S: 9	H: 0 LOB: 1 BB: 1 P: 17	R: 0 E: 0 K: 0 S: 14	H: 2 LOB: 2 BB: 0 P: 20	R: 2 E: 0 K: 2 S: 16	H: 3 LOB: 1 BB: 0 P: 21	R: 2 E: 0 K: 1 S: 14	H: 3 LOB: 1 BB: 0 P: 20	1B: 6 2B: 3 HR: 0	SF: 0 SAC: 0 DP: 0 HBP: 0	WP: 0 PB: 0 SB: 2 CS: 0	PA: 38												
PITCHER	IP WLS BF H R ER SO BB IBB HBP BLK WP HR S P ERA WHIP																																	
22 Matt Garza, R ERA: 3.8	7.0		28	4	1	1	5	3	0	0	0	0	0	0	78	117	1.29	1.000																
45 Sean Marshall, L ERA: 3.18	2.0	L	10	5	3	3	3	0	0	0	0	0	0	0	27	37	13.50	2.500																

AB	35
R	4
H	9
RBI	4
BB	3
SO	8
LOB	11



Batter	1	2	3	4	5	6	7	8	9	AB	R	H	RBI	BB	SO	LOB	BOTTOM																
5 Reed Johnson, R OBP: 0.372, SLG: 0.567	2B		K		13B				K	5	1	3	0	0	2	2	Philadelphia Phillies @ Chicago Cubs Wrigley Field, Chicago, IL Tue Jul 19 2011, 7:08 PM - 10:22 PM CDT Att: 38,857 - Partly Cloudy - 80 F																
13 Starlin Castro, R OBP: 0.333, SLG: 0.429	HR		K		2B				K	5	1	2	2	0	2	3																	
16 Aramis Ramirez, R OBP: 0.346, SLG: 0.514	2B				P6					4	0	2	0	0	1	2																	
3 Jeff Baker, R OBP: 0.315, SLG: 0.410	L6				G6-3					3	0	0	0	0	1	3																	
9 Blake DeWitt, L OBP: 0.290, SLG: 0.375	L6				K					1	0	0	0	0	0	2																	
15 Darwin Barney, R OBP: 0.328, SLG: 0.387										0	0	0	0	0	0	0																	
24 Marlon Byrd, R OBP: 0.344, SLG: 0.414	G5-3				G5-3					4	0	0	0	0	0	1																	
12 Alfonso Soriano, R OBP: 0.294, SLG: 0.450	K				L8				K	4	0	0	0	0	2	1																	
22 Carlos Pena, L OBP: 0.342, SLG: 0.462					G3					3	0	2	0	1	0	0																	
18 Geovany Soto, R OBP: 0.322, SLG: 0.401					G1-4-3				K	4	0	1	0	0	1	2																	
22 Matt Garza, R OBP: 0.054, SLG: 0.028					G4-3					3	0	0	0	0	2	2																	
45 Sean Marshall, L ERA: 3.24										0	0	0	0	0	0	0																	
1 Kosuke Fukudome, L OBP: 0.372, SLG: 0.364									K	1	0	0	0	0	1	0																	
Inning Stats	R: 2 E: 0 K: 1 S: 16	H: 3 LOB: 1 BB: 0 P: 25	R: 0 E: 0 K: 3 S: 15	H: 2 LOB: 0 BB: 0 P: 23	R: 0 E: 0 K: 1 S: 8	H: 0 LOB: 0 BB: 0 P: 10	R: 0 E: 0 K: 0 S: 5	H: 0 LOB: 0 BB: 0 P: 5	R: 0 E: 0 K: 1 S: 9	H: 2 LOB: 2 BB: 0 P: 13	R: 0 E: 0 K: 0 S: 9	H: 1 LOB: 1 BB: 0 P: 13	R: 0 E: 0 K: 1 S: 13	H: 2 LOB: 2 BB: 0 P: 17	R: 0 E: 0 K: 2 S: 10	H: 0 LOB: 1 BB: 1 P: 20	R: 0 E: 0 K: 3 S: 14	H: 0 LOB: 0 BB: 0 P: 18	1B: 5 2B: 4 HR: 1	SF: 0 SAC: 0 DP: 0 HBP: 0	WP: 0 PB: 0 SB: 0 CS: 0	PA: 38											
PITCHER	IP WLS BF H R ER SO BB IBB HBP BLK WP HR S P ERA WHIP																																
33 Cliff Lee, L ERA: 2.83	6.0		26	8	2	2	6	0	1	0	0	0	0	62	89	3.00	1.333																
40 Michael Stutes, R ERA: 3.24	2.0	W	9	2	0	0	3	0	1	0	0	0	0	23	37	0.00	1.000																
37 Antonio Bastardo, L ERA: 0.96	1.0	S	3	0	0	0	3	0	0	0	0	0	0	14	18	0.00	0.000																



Batter	1	2	3	4	5	6	7	8	9	AB	R	H	RBI	BB	SO	LOB	TOP					
21 Michael Bourn, L (1,8) OBP: 0.356, SLG: 0.402	G4-3		1B	1B			1B		K	5	0	3	1	0	1	0						
27 Jose Altuve, R (1,4) OBP: 0.333, SLG: 0.250	G5-4-3		HBP	L4			K			3	0	1	0	0	1	3						
9 Hunter Pence, R (1,9) OBP: 0.358, SLG: 0.479	G5-4-3		L7				P5			4	0	0	0	0	1	5						
45 Carlos Lee, R (8,3) OBP: 0.323, SLG: 0.426		G6-3	F7			F8				3	1	0	0	1	1	4						
29 Brett Wallace, L (1,3) OBP: 0.356, SLG: 0.395 11 Jason Bourgeois, R (8,PH) OBP: 0.368, SLG: 0.417	G6-3		F9				K			3	0	1	0	0	1	3						
23 Chris Johnson, R (1,5) OBP: 0.290, SLG: 0.390	G6-3			L5			K			4	0	2	0	0	1	0						
12 Clint Barmes, R (1,6) OBP: 0.320, SLG: 0.382	G6-3			FC3-6			K			4	1	1	0	0	1	3						
55 Humberto Quintero, R (1,2) OBP: 0.291, SLG: 0.351 36 Angel Sanchez, R (9,PH) OBP: 0.302, SLG: 0.305	G4-3			SH2-4			K			3	0	1	0	0	1	2						
20 Bud Norris, R (1,1) OBP: 0.143, SLG: 0.147 52 Sergio Escalona, L (7,1) ERA: 4.18 43 Fernando Rodriguez Jr., R (1,1) OBP: 0.248, SLG: 0.315				SH2-4			P4			2	0	1	0	0	0	1						
4 Jason Michaels, R (9,PH) OBP: 0.248, SLG: 0.315										1	0	0	0	0	0	0						
Inning Stats	R: 0 E: 0 K: 0 S: 8	H: 1 LOB: 0 BB: 0 P: 9	R: 1 E: 0 K: 0 S: 8	H: 2 LOB: 1 BB: 1 P: 18	R: 0 E: 0 K: 0 S: 15	H: 2 LOB: 2 BB: 0 P: 25	R: 1 E: 0 K: 0 S: 9	H: 3 LOB: 2 BB: 0 P: 15	R: 0 E: 0 K: 2 S: 13	H: 0 LOB: 0 BB: 0 P: 21	R: 0 E: 0 K: 1 S: 10	H: 1 LOB: 1 BB: 0 P: 13	R: 0 E: 0 K: 2 S: 11	H: 1 LOB: 0 BB: 0 P: 17	R: 0 E: 0 K: 3 S: 10	H: 0 LOB: 0 BB: 0 P: 12	R: 0 E: 0 K: 1 S: 7	H: 0 LOB: 0 BB: 0 P: 10	1B: 10 2B: 0 3B: 0 HR: 0	SF: 0 SAC: 1 DP: 2 HBP: 1	WP: 0 PB: 0 SB: 2 CS: 0	PA: 37
PITCHER	IP WLS BF H R ER SO BB IBB HBP BLK WP HR S P ERA WHIP	6.0 W 27 9 2 2 3 1 0 1 0 0 0 0 63 101 3.00 1.667	0.0 L 1 1 0 0 0 0 0 0 0 0 0 2 2 ∞ ∞	1.0 H 3 0 0 0 2 0 0 0 0 0 0 9 15 0.00 0.000	0.1 H 1 0 0 0 1 0 0 0 0 0 0 3 3 0.00 0.000	0.2 H 2 0 0 0 2 0 0 0 0 0 0 7 9 0.00 0.000		PITCHER	IP WLS BF H R ER SO BB IBB HBP BLK WP HR S P ERA WHIP	1.0 S 3 0 0 0 1 0 0 0 0 0 0 7 10 0.00 0.000												

Houston Astros @ Chicago Cubs
Wrigley Field, Chicago, IL
Fri Jul 22 2011, 1:24 PM - 4:03 PM CDT
Att: 39,855 - Overcast - 75 F

AB	34
R	2
H	10
RBI	1
BB	1
SO	9
LOB	21



Batter	1	2	3	4	5	6	7	8	9	AB	R	H	RBI	BB	SO	LOB	BOTTOM					
1 Kosuke Fukudome, L (1,9) OBP: 0.372, SLG: 0.362	G5-4-3		1B				BB			3	0	2	0	1	0	2						
13 Starlin Castro, R (1,6) OBP: 0.329, SLG: 0.422	G5-4-3		F8				F7			3	0	0	1	0	0	5						
16 Aramis Ramirez, R (1,5) OBP: 0.347, SLG: 0.525	K						F8			4	1	2	2	0	1	2						
22 Carlos Pena, L (1,3) OBP: 0.337, SLG: 0.452		K		K		K				4	0	0	0	0	3	1						
24 Marlon Byrd, R (1,8) OBP: 0.341, SLG: 0.406	G6-3			G6-3		G5-3				3	0	0	0	0	0	1						
18 Geovany Soto, R (1,2) OBP: 0.321, SLG: 0.395	K			L7		P4				4	0	0	0	0	2	2						
12 Alfonso Soriano, R (1,7) OBP: 0.294, SLG: 0.460 45 Sean Marshall, L (9,1) ERA: 3.11							F8			4	1	2	1	0	0	1						
15 Darwin Barney, R (1,4) OBP: 0.325, SLG: 0.366							F8			3	1	0	0	0	0	1						
38 Carlos Zambrano, S (1,1) OBP: 0.355, SLG: 0.447 40 James Russell, L (7,1) ERA: 3.27 29 Jeff Samardzija, R (7,1) ERA: 5.31 43 John Grabow, L (8,1) ERA: 5.31 49 Carlos Marmol, R (8,PH) OBP: 0.248, SLG: 0.315										2	1	1	0	0	0	1						
Inning Stats	R: 0 E: 0 K: 1 S: 6	H: 1 LOB: 0 BB: 0 P: 10	R: 0 E: 0 K: 2 S: 11	H: 0 LOB: 0 BB: 0 P: 14	R: 0 E: 0 K: 0 S: 9	H: 2 LOB: 2 BB: 0 P: 15	R: 0 E: 0 K: 1 S: 7	H: 1 LOB: 0 BB: 0 P: 8	R: 4 E: 0 K: 1 S: 13	H: 3 LOB: 0 BB: 0 P: 24	R: 0 E: 0 K: 0 S: 6	H: 0 LOB: 0 BB: 0 P: 8	R: 0 E: 0 K: 0 S: 13	H: 1 LOB: 2 BB: 1 P: 23	R: 0 E: 0 K: 1 S: 8	H: 0 LOB: 1 BB: 0 P: 15	1B: 4 2B: 2 3B: 0 HR: 2	SF: 1 SAC: 0 DP: 1 HBP: 1	WP: 0 PB: 0 SB: 1 CS: 0	PA: 34		
PITCHER	IP WLS BF H R ER SO BB IBB HBP BLK WP HR S P ERA WHIP	6.1 L 27 8 4 1 5 0 0 0 0 0 0 2 61 1.42 1.263	0.0 L 1 0 0 0 0 1 0 0 0 0 0 1 5 ∞ ∞	1.2 6 0 0 0 1 0 0 0 1 0 0 0 11 20 0.00 0.000					PITCHER	IP WLS BF H R ER SO BB IBB HBP BLK WP HR S P ERA WHIP												

Houston Astros @ Chicago Cubs
Wrigley Field, Chicago, IL
Fri Jul 22 2011, 1:24 PM - 4:03 PM CDT
Att: 39,855 - Overcast - 75 F

AB	31
R	4
H	8
RBI	4
BB	1
SO	6
LOB	16



Batter	1	2	3	4	5	6	7	8	9	AB	R	H	RBI	BB	SO	LOB	TOP								
3 Jeff Baker, R OBP: 0.316, SLG: 0.405 29 Jeff Samardzija, R (7, 1) 45 Sean Marshall, L (8, 1) 9 Blake DeWitt, L (9, PH) OBP: 0.280, SLG: 0.372	X SI 87 0-0 16 HR 1B		X CH 80 0-0 F7		C CH 81 B FC 84 R CU 74 X FC 84 2-2 13 1B		X CU 77 0-0 F8		P PO 86 T CU 82 B FF 96 F FF 96 S FF 96 3-3 1-2 K	4	1	2	0	0	0	0									
13 Starlin Castro, R OBP: 0.333, SLG: 0.424	C SI 87 B CU 73 F SI 88 C CH 80 C SI 89 2-3 K		C CH 80 S CH 81 F SI 88 B CU 75 F FF 88 B CH 81 F CH 81 B FF 88 3-2 1B		1 SAFE F SI 88 S CH 81 X CU 74 0-2 1-2 1B		B SL 88 C FF 84 C FF 84 B FF 93 X SL 86 3-2 1B			4	0	3	0	0	1	1									
16 Aramis Ramirez, R OBP: 0.341, SLG: 0.520	X CH 82 0-0 1-H HR		1 SAFE F SI 88 X FF 89 0-1 F9		B CH 82 B CH 81 B CH 82 X CH 82 3-1 F8		F FF 93 B FF 93 C FF 85 1 SAFE F SI 88 X FF 94 1-2 P3			4	1	1	2	0	0	4									
18 Geovany Soto, R OBP: 0.328, SLG: 0.414	F FF 88 B CH 80 X SI 88 2-1 G6-3		1 SAFE S CH 82 1 SAFE T CH 81 B CH 82 S CH 81 1-3 K		C SI 87 X CH 80 0-1 24 2B 12 FC5-2 1B		C CU 76 B FF 82 C FF 91 S CU 78 1-3 K			4	0	1	0	0	2	1									
24 Marlon Byrd, R OBP: 0.355, SLG: 0.443	X FF 88 0-0 G4-3		C CH 80 C CU 72 X CU 73 0-2 G4-3		B CU 72 B CH 80 B CH 80 C SI 87 X CH 80 3-1 12 FC5-2 2B		C CU 76 B FF 83 B CH 80 X CH 80 2-1 F8			4	0	1	0	0	0	0									
22 Carlos Pena, L OBP: 0.333, SLG: 0.441	C FF 88 B CH 80 X CH 79 1-1 G4-3		C SI 89 B CU 73 X CH 81 1-1 G3		B CH 81 B FC 84 B CH 80 B SI 88 4-1 12 FC5-2 BB		C SI 91 S CH 84 C FF 92 0-3 K			3	0	0	0	1	1	0									
12 Alfonso Soriano, R OBP: 0.287, SLG: 0.446	C CU 73 S CH 81 B CU 74 X CH 81 1-2 F7		B CU 73 B SI 88 X FF 88 1-1 L7		S SI 88 X SL 77 1-1 FC5-2 15 G5-4-3		C SL 86 B SL 86 X SL 86 1-1 G5-3			4	0	0	0	0	0	3									
15 Darwin Barney, R OBP: 0.326, SLG: 0.372	B SI 87 X FF 88 1-0 3B		C FF 87 B SI 88 F CH 81 B CH 80 F FF 88 X CH 80 3-2 P5		C SI 88 B SI 88 X SL 79 1-1 G5-4-3		C FF 96 C CU 83 C FF 96 F FF 96 2-3 K			4	0	1	0	0	1	3									
46 Ryan Dempster, R OBP: 0.108, SLG: 0.083 1 Kosuke Fukudome, L (7, PH) OBP: 0.375, SLG: 0.370 (7, 9) 1 Tony Campana, L (9, PR) OBP: 0.302, SLG: 0.284	S CH 80 X CH 81 0-1 P4		C FF 88 S CU 73 0-3 K		C FF 91 X SL 86 0-2 G3		C CU 83 C FF 97 X SL 86 0-2 K			2	0	0	0	0	1	1									
Inning Stats	R: 2 E: 0 K: 1 S: 8	H: 2 LOB: 0 BB: 0 P: 12	R: 0 E: 0 K: 0 S: 8	H: 1 LOB: 1 BB: 0 P: 11	R: 0 E: 0 K: 1 S: 13	H: 1 LOB: 0 BB: 0 P: 17	R: 0 E: 0 K: 0 S: 7	H: 0 LOB: 0 BB: 0 P: 9	R: 0 E: 0 K: 1 S: 16	H: 2 LOB: 2 BB: 0 P: 24	R: 0 E: 0 K: 0 S: 9	H: 2 LOB: 2 BB: 1 P: 18	R: 0 E: 0 K: 0 S: 12	H: 1 LOB: 1 BB: 0 P: 16	R: 0 E: 0 K: 2 S: 8	H: 0 LOB: 0 BB: 0 P: 11	R: 0 E: 0 K: 2 S: 14	H: 1 LOB: 2 BB: 0 P: 19	1B: 7 2B: 1 3B: 1 HR: 1	SF: 0 SAC: 0 DP: 1 HBP: 0	WP: 0 PB: 0 SB: 1 CS: 0	PA: 37			
PITCHER	IP WLS BF H R ER SO BB IBB HBP BLK WP HR S P ERA WHIP	IP WLS BF H R ER SO BB IBB HBP BLK WP HR S P ERA WHIP	IP WLS BF H R ER SO BB IBB HBP BLK WP HR S P ERA WHIP	IP WLS BF H R ER SO BB IBB HBP BLK WP HR S P ERA WHIP	IP WLS BF H R ER SO BB IBB HBP BLK WP HR S P ERA WHIP	IP WLS BF H R ER SO BB IBB HBP BLK WP HR S P ERA WHIP	IP WLS BF H R ER SO BB IBB HBP BLK WP HR S P ERA WHIP	IP WLS BF H R ER SO BB IBB HBP BLK WP HR S P ERA WHIP	IP WLS BF H R ER SO BB IBB HBP BLK WP HR S P ERA WHIP	IP WLS BF H R ER SO BB IBB HBP BLK WP HR S P ERA WHIP	IP WLS BF H R ER SO BB IBB HBP BLK WP HR S P ERA WHIP	IP WLS BF H R ER SO BB IBB HBP BLK WP HR S P ERA WHIP	IP WLS BF H R ER SO BB IBB HBP BLK WP HR S P ERA WHIP	IP WLS BF H R ER SO BB IBB HBP BLK WP HR S P ERA WHIP	IP WLS BF H R ER SO BB IBB HBP BLK WP HR S P ERA WHIP	IP WLS BF H R ER SO BB IBB HBP BLK WP HR S P ERA WHIP	IP WLS BF H R ER SO BB IBB HBP BLK WP HR S P ERA WHIP	IP WLS BF H R ER SO BB IBB HBP BLK WP HR S P ERA WHIP	IP WLS BF H R ER SO BB IBB HBP BLK WP HR S P ERA WHIP	IP WLS BF H R ER SO BB IBB HBP BLK WP HR S P ERA WHIP	IP WLS BF H R ER SO BB IBB HBP BLK WP HR S P ERA WHIP	IP WLS BF H R ER SO BB IBB HBP BLK WP HR S P ERA WHIP	IP WLS BF H R ER SO BB IBB HBP BLK WP HR S P ERA WHIP	IP WLS BF H R ER SO BB IBB HBP BLK WP HR S P ERA WHIP	IP WLS BF H R ER SO BB IBB HBP BLK WP HR S P ERA WHIP

Chicago Cubs @ Milwaukee Brewers
Miller Park, Milwaukee, WI
Tue Jul 26 2011, 7:10 PM - 9:56 PM CDT
Att: 39,183 - Clear - 73 F

AB 36
R 2
H 10
RBI 2
BB 1
SO 7
LOB 14



Batter	1	2	3	4	5	6	7	8	9	AB	R	H	RBI	BB	SO	LOB	BOTTOM								
1 Corey Hart, R OBP: 0.344, SLG: 0.469	C SI 89 X SL 86 0-2 8 2B 2B		T SL 86 X SL 85 0-1 G1-3		C SI 90 B SI 87 B SI 86 X SL 87 2-2 G5-3		S SI 87 B SI 86 S SI 87 1-3 K			4	1	1	0	0	1	0									
2 Nyjer Morgan, L OBP: 0.352, SLG: 0.465	L SL 84 L FF 91 S SI 91 0-3 K		C SI 86 B SI 84 X SL 84 0-3 K		X SL 83 0-0 F9		X SL 87 0-0 G3			4	0	0	0	0	2	1									
8 Ryan Braun, R OBP: 0.402, SLG: 0.588	C FF 90 B SI 91 D FS 82 X SI 91 2-2 28 1B 14 3B 2-H 2B		C SI 86 B SI 86 B SI 86 X SL 86 1-2 28 1B 14 3B C1-6-3 1B		B SI 92 B SI 87 B SI 86 X SL 86 2-1 L1		C SL 86 B SI 92 X FF 93 1-1 28 BB 1B			4	1	3	1	0	0	0									
28 Prince Fielder, L OBP: 0.405, SLG: 0.539	B SI 89 B SI 89 C SL 85 X SL 86 2-1 14 3B 1B		C SI 86 B SI 86 1 SAFE T FS 83 3-1 G1-6-3 1-2 1B		S FS 81 B SI 86 D FS 82 B FS 84 T FS 83 2-2 K		B SL 88 B CU 78 1 SAFE B CU 78 B SI 85 B SI 86 4-2 K			3	1	1	0	1	1	1									
23 Rickie Weeks Jr., R OBP: 0.345, SLG: 0.477	C SI 90 C SI 92 0-3 K		X SI 90 0-0 G4-3		C FF 87 B SI 83 B FS 82 S SL 85 3-3 K		B CU 77 S CU 77 S CU 77 1-3 K			4	0	0	0	0	3	4									
14 Casey McGehee, R OBP: 0.280, SLG: 0.314	B FC 86 S FC 86 D SL 84 X SI 84 2-2 1-H 3-H 3B		C SI 90 B SI 85 S FS 83 X SL 86 1-3 K		C SI 86 B SI 86 B SI 86 B FS 82 4-2 BB		B SL 88 B SL 85 C SL 86 X FF 92 2-1 F8			3	0	1	2	1	1	2									
3 Yuniesky Betancourt, R OBP: 0.273, SLG: 0.371	B SI 90 C SI 91 X SL 86 1-1 G6-3		F SI 86 B SI 85 X SL 92 1-1 20 E 20 1B 1B		B SI 86 X SL 86 1-0 F7					3	0	1	0	0	0	2									
20 Jonathan Lucroy, R OBP: 0.318, SLG: 0.399	C FF 90 B SI 90 B SI 89 B SI 89 X SL 86 2-2 G6-3		1 SAFE B SI 90 X SL 86 2-2 E8 1B		1 SAFE E: 1 LOB: 2 1-3 1B		C FF 96 B SI 86 B FS 86 B FS 87 T FF 96 1-2 K			3	0	1	0	0	1	0									
38 Chris Narveson, L ERA: 4.41 50 Kameron Loe, R ERA: 4.5 32 LaTroy Hawkins, R ERA: 2.08 57 Francisco Rodriguez, R ERA: 3.21 59 John Axford, R ERA: 2.98	B SI 89 B SI 89 C SL 85 X SL 86 1-3 K		C SI 90 B SI 85 S FS 83 X SL 86 1-2 G3		C SI 85 X FS 83 1-2 K		B SI 88 B FF 96 C FF 96 T FF 96 3-2 K			2	0	0	0	0	1	2									
Inning Stats	R: 3 E: 0 K: 2 S: 19	H: 4 LOB: 1 BB: 0 P: 26	R: 0 E: 0 K: 1 S: 16	H: 0 LOB: 0 BB: 0 P: 19	R: 0 E: 0 K: 1 S: 8	H: 1 LOB: 0 BB: 0 P: 12	R: 0 E: 1 K: 1 S: 11	H: 2 LOB: 2 BB: 0 P: 16	R: 0 E: 0 K: 0 S: 6	H: 0 LOB: 0 BB: 0 P: 10	R: 0 E: 0 K: 2 S: 9	H: 0 LOB: 1 BB: 1 P: 19	R: 0 E: 0 K: 3 S: 11	H: 0 LOB: 0 BB: 0 P: 16	R: 0 E: 0 K: 1 S: 10	H: 1 LOB: 2 BB: 1 P: 18	R: 0 E: 0 K: 1 S: 10	H: 0 LOB: 0 BB: 0 P: 11	1B: 5 2B: 2 3B: 1 HR: 0	SF: 0 SAC: 0 DP: 1 HBP: 0	WP: 0 PB: 0 SB: 0 CS: 0	PA: 33			
PITCHER	IP WLS BF H R ER SO BB IBB HBP BLK WP HR S P ERA WHIP	IP WLS BF H R ER SO BB IBB HBP BLK WP HR S P ERA WHIP	IP WLS BF H R ER SO BB IBB HBP BLK WP HR S P ERA WHIP	IP WLS BF H R ER SO BB IBB HBP BLK WP HR S P ERA WHIP	IP WLS BF H R ER SO BB IBB HBP BLK WP HR S P ERA WHIP	IP WLS BF H R ER SO BB IBB HBP BLK WP HR S P ERA WHIP	IP WLS BF H R ER SO BB IBB HBP BLK WP HR S P ERA WHIP	IP WLS BF H R ER SO BB IBB HBP BLK WP HR S P ERA WHIP	IP WLS BF H R ER SO BB IBB HBP BLK WP HR S P ERA WHIP	IP WLS BF H R ER SO BB IBB HBP BLK WP HR S P ERA WHIP	IP WLS BF H R ER SO BB IBB HBP BLK WP HR S P ERA WHIP	IP WLS BF H R ER SO BB IBB HBP BLK WP HR S P ERA WHIP	IP WLS BF H R ER SO BB IBB HBP BLK WP HR S P ERA WHIP	IP WLS BF H R ER SO BB IBB HBP BLK WP HR S P ERA WHIP	IP WLS BF H R ER SO BB IBB HBP BLK WP HR S P ERA WHIP	IP WLS BF H R ER SO BB IBB HBP BLK WP HR S P ERA WHIP	IP WLS BF H R ER SO BB IBB HBP BLK WP HR S P ERA WHIP	IP WLS BF H R ER SO BB IBB HBP BLK WP HR S P ERA WHIP	IP WLS BF H R ER SO BB IBB HBP BLK WP HR S P ERA WHIP	IP WLS BF H R ER SO BB IBB HBP BLK WP HR S P ERA WHIP	IP WLS BF H R ER SO BB IBB HBP BLK WP HR S P ERA WHIP	IP WLS BF H R ER SO BB IBB HBP BLK WP HR S P ERA WHIP	IP WLS BF H R ER SO BB IBB HBP BLK WP HR S P ERA WHIP	IP WLS BF H R ER SO BB IBB HBP BLK WP HR S P ERA WHIP	IP WLS BF H R ER SO BB IBB HBP BLK WP HR S P ERA WHIP

Chicago Cubs @ Milwaukee Brewers
Miller Park, Milwaukee, WI
Tue Jul 26 2011, 7:10 PM - 9:56 PM CDT
Att: 39,183 - Clear - 73 F

AB 31
R 3
H 8
RBI 3
BB 2
SO 11
LOB 12



Batter	1	2	3	4	5	6	7	8	9	AB	R	H	RBI	BB	SO	LOB	TOP			
Kosuke Fukudome, L (1,9) OBP: 0.374, SLG: 0.369										4	0	1	0	0	2	1	Chicago Cubs @ Milwaukee Brewers Miller Park, Milwaukee, WI Wed Jul 27 2011, 7:11 PM - 9:46 PM CDT Att: 39,233 - Roof Closed - 78 F			
13 Starlin Castro, R (1,6) OBP: 0.333, SLG: 0.422										4	0	1	0	0	1	1				
16 Aramis Ramirez, R (1,5) OBP: 0.337, SLG: 0.515										4	0	0	0	0	0	2				
22 Carlos Pena, L (1,3) OBP: 0.332, SLG: 0.441										4	0	1	0	0	2	0				
24 Marlon Byrd, R (1,8) OBP: 0.327, SLG: 0.438										3	0	0	0	1	1	0				
18 Geovany Soto, R (1,2) OBP: 0.327, SLG: 0.409										3	0	0	0	1	1	2				
9 Blake DeWitt, L (1,7) OBP: 0.281, SLG: 0.367										2	0	0	0	1	2	1				
15 Darwin Barney, R (1,4) OBP: 0.323, SLG: 0.369										3	0	0	0	0	0	1				
38 Carlos Zambrano, S (1,1) OBP: 0.359, SLG: 0.459										2	0	1	0	0	0	0				
40 James Russell, L (7,1) OBP: 0.125, SLG: 0.125										0	0	0	0	0	0	0				
1 Tony Campana, L (6,PH) OBP: 0.299, SLG: 0.280										1	0	0	0	0	1	0				
34 Kerry Wood, R (8,1)										0	0	0	0	0	0	0				
Inning Stats	R: 0 E: 0 K: 1 S: 10	H: 1 LOB: 0 BB: 0 P: 15	R: 0 E: 0 K: 2 S: 13	H: 0 LOB: 1 BB: 1 P: 25	R: 0 E: 0 K: 1 S: 11	H: 0 LOB: 0 BB: 0 P: 15	R: 0 E: 0 K: 1 S: 10	H: 1 LOB: 2 BB: 1 P: 19	R: 0 E: 0 K: 2 S: 9	H: 0 LOB: 0 BB: 0 P: 15	R: 0 E: 0 K: 1 S: 12	H: 0 LOB: 1 BB: 1 P: 21	R: 0 E: 0 K: 1 S: 11	H: 1 LOB: 1 BB: 0 P: 12	R: 0 E: 0 K: 0 S: 6	H: 0 LOB: 0 BB: 0 P: 12	1B: 3 2B: 1 3B: 0 HR: 0	SF: 0 SAC: 0 DP: 0 HBP: 0	WP: 0 PB: 0 SB: 0 CS: 1	PA: 34
PITCHER	IP	WLS	BF	H	R	ER	SO	BB	IBB	HBP	BLK	WP	HR	S	P	ERA	WHIP			
13 Zack Greinke, R (1,1) ERA: 4.5	6.2	W	25	3	0	0	9	3	0	0	0	0	0	74	123	0.00	0.900			
40 Takashi Saito, R (7,1) ERA: 2.89	0.1	H	1	0	0	0	0	0	0	0	0	0	0	1	2	0.00	0.000			
57 Francisco Rodriguez, R (8,1) ERA: 3.14	1.0	H	4	1	0	0	1	0	0	0	0	0	0	11	12	0.00	1.000			
59 John Axford, R (9,1) ERA: 2.61	1.0	S	3	0	0	0	0	0	0	0	0	0	0	6	12	0.00	0.000			

Batter	1	2	3	4	5	6	7	8	9	AB	R	H	RBI	BB	SO	LOB	BOTTOM			
1 Corey Hart, R (1,9) OBP: 0.343, SLG: 0.464										3	0	0	0	1	1	1	Chicago Cubs @ Milwaukee Brewers Miller Park, Milwaukee, WI Wed Jul 27 2011, 7:11 PM - 9:46 PM CDT Att: 39,233 - Roof Closed - 78 F			
2 Nyjer Morgan, L (1,8) OBP: 0.350, SLG: 0.466										4	0	1	0	0	1	1				
8 Ryan Braun, R (1,7) OBP: 0.397, SLG: 0.581										4	0	0	0	0	0	2				
28 Prince Fielder, L (1,3) OBP: 0.406, SLG: 0.545										3	1	1	1	1	0	0				
23 Rickie Weeks Jr, R (1,4) OBP: 0.346, SLG: 0.478										1	0	1	0	0	0	0				
30 Craig Counsell, L (2,PR) OBP: 0.249, SLG: 0.191										3	1	0	0	0	0	3				
14 Casey McGehee, R (1,5) OBP: 0.283, SLG: 0.320										3	0	2	0	0	0	3				
3 Yuniesky Betancourt, R (1,6) OBP: 0.271, SLG: 0.368										2	0	0	1	0	1	1				
20 Jonathan Lucroy, R (1,2) OBP: 0.318, SLG: 0.398										3	0	1	0	0	0	2				
13 Zack Greinke, R (1,1) OBP: 0.289, SLG: 0.333										2	0	0	0	0	0	2				
40 Takashi Saito, L (7,1) ERA: 4.13										0	0	0	0	0	0	0				
9 George Kottaras, L (7,PH) OBP: 0.254, SLG: 0.345										0	0	0	0	0	0	0				
57 Francisco Rodriguez, R (8,1) ERA: 3.14										0	0	0	0	0	0	0				
59 John Axford, R (9,1) ERA: 2.61										0	0	0	0	0	0	0				
Inning Stats	R: 0 E: 0 K: 1 S: 7	H: 0 LOB: 0 BB: 0 P: 8	R: 2 E: 0 K: 0 S: 16	H: 3 LOB: 2 BB: 0 P: 20	R: 0 E: 0 K: 0 S: 8	H: 1 LOB: 3 BB: 2 P: 18	R: 0 E: 0 K: 0 S: 5	H: 0 LOB: 0 BB: 0 P: 8	R: 0 E: 0 K: 1 S: 9	H: 0 LOB: 0 BB: 0 P: 15	R: 0 E: 0 K: 1 S: 13	H: 1 LOB: 1 BB: 0 P: 21	R: 0 E: 0 K: 0 S: 9	H: 1 LOB: 1 BB: 0 P: 12	R: 0 E: 0 K: 0 S: 8	H: 0 LOB: 0 BB: 0 P: 12	1B: 3 2B: 2 3B: 0 HR: 1	SF: 1 SAC: 1 DP: 0 HBP: 0	WP: 0 PB: 0 SB: 0 CS: 0	PA: 32
PITCHER	IP	WLS	BF	H	R	ER	SO	BB	IBB	HBP	BLK	WP	HR	S	P	ERA	WHIP			
38 Carlos Zambrano, R (1,1) ERA: 4.99	6.2	L	28	6	2	2	3	1	0	0	0	0	0	65	100	0.00	1.050			
40 James Russell, L (7,1) ERA: 4.13	0.1	H	1	0	0	0	0	0	0	0	0	0	0	2	2	0.00	0.000			
34 Kerry Wood, R (8,1) ERA: 3.34	1.0	S	3	0	0	0	0	0	0	0	0	0	0	8	12	0.00	0.000			

Batter	1	2	3	4	5	6	7	8	9	AB	R	H	RBI	BB	SO	LOB	TOP				
1 Tony Campana, L (1,9) OBP: 0.297, SLG: 0.279	2-2 SF9																4 1 1 0 0 0 2				
21 Tyler Colvin, L (9,PH) OBP: 0.173, SLG: 0.208																	1 0 0 0 0 1 0				
13 Starlin Castro, R (1,6) OBP: 0.330, SLG: 0.418	1-3 K																4 0 0 0 0 1 1				
16 Aramis Ramirez, R (1,5) OBP: 0.326, SLG: 0.510	2-1 SF9																3 0 0 1 0 0 2				
22 Carlos Pena, L (1,3) OBP: 0.337, SLG: 0.446	3-2 1B																3 1 2 0 1 0 0				
24 Marlon Byrd, R (1,8) OBP: 0.352, SLG: 0.435	1-1 F9																4 0 1 0 0 0 2				
18 Geovany Soto, R (1,2) OBP: 0.279, SLG: 0.408																	3 0 1 0 1 0 3				
12 Alfonso Soriano, R (1,7) OBP: 0.286, SLG: 0.447																	4 0 1 1 0 1 2				
15 Darwin Barney, R (1,4) OBP: 0.352, SLG: 0.370																	4 0 1 0 0 1 1				
36 Randy Wells, R (1,1) OBP: 0.105, SLG: 0.105																	2 0 0 0 0 1 2				
3 Jeff Baker, R (7,PH) OBP: 0.314, SLG: 0.403																	1 0 0 0 0 0 0				
29 Jeff Samardzija, R (7,1) OBP: 0.279, SLG: 0.365																	0 0 0 0 0 0 0				
9 Blake DeWitt, L (9,PH) OBP: 0.279, SLG: 0.365																	1 0 0 0 0 1 0				
Inning Stats	R: 1 H: 2 E: 1 K: 1 S: 13	H: 2 LOB: 1 BB: 0 P: 22	R: 0 H: 2 E: 0 K: 1 S: 13	H: 2 LOB: 2 BB: 0 P: 18	R: 0 H: 1 E: 0 K: 0 S: 10	H: 1 LOB: 0 BB: 1 P: 19	R: 0 H: 0 E: 0 K: 1 S: 12	H: 0 LOB: 0 BB: 0 P: 15	R: 0 H: 0 E: 0 K: 0 S: 8	R: 0 H: 2 E: 0 K: 1 S: 16	H: 2 LOB: 1 BB: 0 P: 22	R: 0 H: 0 E: 0 K: 0 S: 10	R: 0 H: 0 E: 0 K: 0 S: 13	R: 0 H: 0 E: 0 K: 2 S: 12	R: 0 H: 0 E: 0 K: 0 S: 16	R: 0 H: 0 E: 0 K: 2 S: 12	1B: 4 2B: 3 3B: 0 HR: 0	SF: 1 SAC: 0 DP: 1 HBP: 0	WP: 0 PB: 0 SB: 1 CS: 0	PA: 37	
PITCHER	IP WLS BF H R ER SO BB IBB HBP BLK WP HR S P ERA WHIP	IP WLS BF H R ER SO BB IBB HBP BLK WP HR S P ERA WHIP	IP WLS BF H R ER SO BB IBB HBP BLK WP HR S P ERA WHIP	IP WLS BF H R ER SO BB IBB HBP BLK WP HR S P ERA WHIP	IP WLS BF H R ER SO BB IBB HBP BLK WP HR S P ERA WHIP	IP WLS BF H R ER SO BB IBB HBP BLK WP HR S P ERA WHIP	IP WLS BF H R ER SO BB IBB HBP BLK WP HR S P ERA WHIP	IP WLS BF H R ER SO BB IBB HBP BLK WP HR S P ERA WHIP	IP WLS BF H R ER SO BB IBB HBP BLK WP HR S P ERA WHIP	IP WLS BF H R ER SO BB IBB HBP BLK WP HR S P ERA WHIP	IP WLS BF H R ER SO BB IBB HBP BLK WP HR S P ERA WHIP	IP WLS BF H R ER SO BB IBB HBP BLK WP HR S P ERA WHIP	IP WLS BF H R ER SO BB IBB HBP BLK WP HR S P ERA WHIP	IP WLS BF H R ER SO BB IBB HBP BLK WP HR S P ERA WHIP	IP WLS BF H R ER SO BB IBB HBP BLK WP HR S P ERA WHIP	IP WLS BF H R ER SO BB IBB HBP BLK WP HR S P ERA WHIP	IP WLS BF H R ER SO BB IBB HBP BLK WP HR S P ERA WHIP	IP WLS BF H R ER SO BB IBB HBP BLK WP HR S P ERA WHIP	IP WLS BF H R ER SO BB IBB HBP BLK WP HR S P ERA WHIP	IP WLS BF H R ER SO BB IBB HBP BLK WP HR S P ERA WHIP	IP WLS BF H R ER SO BB IBB HBP BLK WP HR S P ERA WHIP

Chicago Cubs @ Milwaukee Brewers
Miller Park, Milwaukee, WI
Thu Jul 28 2011, 1:12 PM - 4:02 PM CDT
Att: 40,008 - Partly Cloudy - 85 F

AB 34
R 2
H 7
RBI 2
BB 2
SO 6
LOB 15



Batter	1	2	3	4	5	6	7	8	9	AB	R	H	RBI	BB	SO	LOB	BOTTOM				
1 Corey Hart, R (1,9) OBP: 0.339, SLG: 0.457	2-1 F9																4 0 0 0 0 1 1				
2 Nyjer Morgan, L (1,8) OBP: 0.355, SLG: 0.466	2-1 1B																4 2 2 0 0 0 0				
8 Ryan Braun, R (1,7) OBP: 0.401, SLG: 0.595	1-2 1B																4 2 3 2 0 0 0				
28 Prince Fielder, L (1,3) OBP: 0.407, SLG: 0.542	4-2 BB																2 0 0 0 2 0 0				
14 Casey McGehee, R (1,5) OBP: 0.280, SLG: 0.317	0-0 SF8																3 0 0 1 0 1 2				
3 Yuniesky Betancourt, R (1,6) OBP: 0.274, SLG: 0.374	1-0 2B																3 0 2 1 0 0 0				
20 Jonathan Lucroy, R (1,2) OBP: 0.315, SLG: 0.394																	3 0 0 0 0 0 1				
30 Craig Counsell, L (1,4) OBP: 0.242, SLG: 0.186																	3 0 0 0 0 0 1				
18 Shaun Marcum, R (1,1) OBP: 0.190, SLG: 0.250																	2 0 1 0 0 0 1				
32 LaTroy Hawkins, R (7,1) ERA: 6.16																	0 0 0 0 0 0 0				
33 Eric Farris, R (7,PH) ERA: 6.16																	1 0 0 0 0 0 0				
57 Francisco Rodríguez, R (8,1) ERA: 3.35																	0 0 0 0 0 0 0				
59 John Axford, R (9,1) ERA: 2.55																	0 0 0 0 0 0 0				
Inning Stats	R: 2 H: 3 E: 0 K: 0 S: 11	H: 3 LOB: 2 BB: 1 P: 21	R: 0 H: 1 E: 0 K: 0 S: 11	H: 1 LOB: 0 BB: 0 P: 14	R: 1 H: 1 E: 0 K: 1 S: 11	H: 1 LOB: 0 BB: 0 P: 18	R: 0 H: 1 E: 0 K: 0 S: 7	H: 1 LOB: 1 BB: 0 P: 10	R: 1 H: 2 E: 0 K: 1 S: 10	H: 2 LOB: 1 BB: 1 P: 17	R: 0 H: 0 E: 0 K: 0 S: 9	H: 0 LOB: 0 BB: 0 P: 15	R: 0 H: 0 E: 0 K: 0 S: 5	R: 0 H: 0 E: 0 K: 0 S: 7	R: 0 H: 0 E: 0 K: 0 S: 7	R: 0 H: 0 E: 0 K: 0 S: 13	1B: 5 2B: 2 3B: 0 HR: 1	SF: 1 SAC: 0 DP: 1 HBP: 0	WP: 0 PB: 0 SB: 0 CS: 0	PA: 32	
PITCHER	IP WLS BF H R ER SO BB IBB HBP BLK WP HR S P ERA WHIP	IP WLS BF H R ER SO BB IBB HBP BLK WP HR S P ERA WHIP	IP WLS BF H R ER SO BB IBB HBP BLK WP HR S P ERA WHIP	IP WLS BF H R ER SO BB IBB HBP BLK WP HR S P ERA WHIP	IP WLS BF H R ER SO BB IBB HBP BLK WP HR S P ERA WHIP	IP WLS BF H R ER SO BB IBB HBP BLK WP HR S P ERA WHIP	IP WLS BF H R ER SO BB IBB HBP BLK WP HR S P ERA WHIP	IP WLS BF H R ER SO BB IBB HBP BLK WP HR S P ERA WHIP	IP WLS BF H R ER SO BB IBB HBP BLK WP HR S P ERA WHIP	IP WLS BF H R ER SO BB IBB HBP BLK WP HR S P ERA WHIP	IP WLS BF H R ER SO BB IBB HBP BLK WP HR S P ERA WHIP	IP WLS BF H R ER SO BB IBB HBP BLK WP HR S P ERA WHIP	IP WLS BF H R ER SO BB IBB HBP BLK WP HR S P ERA WHIP	IP WLS BF H R ER SO BB IBB HBP BLK WP HR S P ERA WHIP	IP WLS BF H R ER SO BB IBB HBP BLK WP HR S P ERA WHIP	IP WLS BF H R ER SO BB IBB HBP BLK WP HR S P ERA WHIP	IP WLS BF H R ER SO BB IBB HBP BLK WP HR S P ERA WHIP	IP WLS BF H R ER SO BB IBB HBP BLK WP HR S P ERA WHIP	IP WLS BF H R ER SO BB IBB HBP BLK WP HR S P ERA WHIP	IP WLS BF H R ER SO BB IBB HBP BLK WP HR S P ERA WHIP	IP WLS BF H R ER SO BB IBB HBP BLK WP HR S P ERA WHIP

Chicago Cubs @ Milwaukee Brewers
Miller Park, Milwaukee, WI
Thu Jul 28 2011, 1:12 PM - 4:02 PM CDT
Att: 40,008 - Partly Cloudy - 85 F

AB 29
R 4
H 8
RBI 4
BB 2
SO 2
LOB 6



Batter	1	2	3	4	5	6	7	8	9	AB	R	H	RBI	BB	SO	LOB	TOP								
13 Starlin Castro, R OBP: 0.330, SLG: 0.416										4	0	1	0	1	1	1	Chicago Cubs @ St. Louis Cardinals Busch Stadium, St. Louis, MO Fri Jul 29 2011, 7:18 PM - 10:11 PM CDT Att: 42,042 - Cloudy - 90 F								
15 Darwin Barney, R OBP: 0.324, SLG: 0.370									3	1	1	0	1	0	3										
16 Aramis Ramirez, R OBP: 0.331, SLG: 0.505									4	0	0	0	0	2	5										
22 Carlos Pena, L OBP: 0.338, SLG: 0.445									3	0	1	0	1	1	2										
24 Marlon Byrd, R OBP: 0.354, SLG: 0.444									4	1	2	1	0	0	1										
18 Geovany Soto, R OBP: 0.328, SLG: 0.404									3	0	0	0	0	1	2										
12 Alfonso Soriano, R OBP: 0.286, SLG: 0.444									4	0	1	0	0	0	2										
21 Tyler Colvin, L OBP: 0.176, SLG: 0.212									3	0	1	1	0	0	0										
22 Matt Garza, R OBP: 0.296, SLG: 0.379									2	0	1	0	0	1	1										
40 James Russell, L OBP: 0.125, SLG: 0.125									0	0	0	0	0	0	0										
9 Brian DeWitt, L OBP: 0.245, SLG: 0.356									1	0	0	0	0	0	0										
32 Ramon Ortiz, R OBP: 0.245, SLG: 0.356									0	0	0	0	0	0	0										
49 Carlos Marmol, R OBP: 0.207, SLG: 0.335									0	0	0	0	0	0	0										
5 Reed Johnson, R OBP: 0.207, SLG: 0.335									1	0	0	0	0	1	0										
Inning Stats	R: 0 E: 0 K: 2 S: 14	H: 1 LOB: 1 BB: 0 P: 18	R: 1 E: 0 K: 1 S: 15	H: 2 LOB: 1 BB: 0 P: 22	R: 0 E: 0 K: 1 S: 7	H: 0 LOB: 0 BB: 0 P: 8	R: 0 E: 0 K: 0 S: 7	H: 0 LOB: 0 BB: 0 P: 9	R: 0 E: 0 K: 0 S: 11	H: 1 LOB: 2 BB: 1 P: 19	R: 0 E: 0 K: 0 S: 4	H: 0 LOB: 0 BB: 0 P: 8	R: 0 E: 0 K: 0 S: 8	H: 2 LOB: 1 BB: 0 P: 11	R: 1 E: 0 K: 1 S: 10	H: 2 LOB: 2 BB: 1 P: 19	R: 0 E: 0 K: 2 S: 9	H: 0 LOB: 0 BB: 0 P: 11	1B: 7 2B: 3 3B: 0 HR: 0	SF: 1 SAC: 0 DP: 2 HBP: 1	WP: 1 PB: 0 SB: 0 CS: 0	PA: 37			
PITCHER	IP	WLS	BF	H	R	ER	SO	BB	IBB	HBP	BLK	WP	HR	S	P	ERA	WHIP								
22 Edwin Jackson, R ERA: 3.78	7.0	W	28	7	1	1	4	2	0	1	1	1	0	66	95	1.29	1.286								
46 Kyle McClellan, R ERA: 4.22	0.1		4	2	1	1	0	1	0	0	0	0	0	5	11	27.00	9.000								
30 Jason Motte, R ERA: 2.21	0.2	H	2	0	0	0	1	0	0	0	0	0	0	5	8	0.00	0.000								
28 Octavio Dotel, R ERA: 3.45	1.0		3	0	0	0	2	0	0	0	0	0	0	9	11	0.00	0.000								

Chicago Cubs @ St. Louis Cardinals
 Busch Stadium, St. Louis, MO
 Fri Jul 29 2011, 7:18 PM - 10:11 PM CDT
 Att: 42,042 - Cloudy - 90 F

AB 32
 R 2
 H 9
 RBI 2
 BB 3
 SO 7
 LOB 17



Batter	1	2	3	4	5	6	7	8	9	AB	R	H	RBI	BB	SO	LOB	BOTTOM								
44 Corey Patterson, L OBP: 0.284, SLG: 0.375										3	0	0	0	0	1	1	Chicago Cubs @ St. Louis Cardinals Busch Stadium, St. Louis, MO Fri Jul 29 2011, 7:18 PM - 10:11 PM CDT Att: 42,042 - Cloudy - 90 F								
Ryan Theriot, R OBP: 0.314, SLG: 0.330										5	0	2	0	0	1	4									
19 Jon Jay, L OBP: 0.360, SLG: 0.440										5	1	2	1	0	2										
5 Albert Pujols, R OBP: 0.345, SLG: 0.519										5	1	2	1	0	2										
7 Matt Holliday, R OBP: 0.413, SLG: 0.548										3	2	2	0	1	0	0									
48 Tony Cruz, R OBP: 0.356, SLG: 0.377										1	0	0	0	0	0	1									
23 David Freese, R OBP: 0.365, SLG: 0.460										4	1	1	3	0	2	2									
46 Kyle McClellan, R OBP: 0.176, SLG: 0.182										0	0	0	0	0	0	0									
30 Jason Motte, R ERA: 2.21										0	0	0	0	0	0	0									
28 Octavio Dotel, R ERA: 3.45										0	0	0	0	0	0	0									
55 Skip Schumaker, L OBP: 0.329, SLG: 0.370										3	1	1	0	1	0	1									
4 Yadier Molina, R OBP: 0.332, SLG: 0.442										4	2	2	1	0	0	1									
33 Daniel Descalso, L OBP: 0.336, SLG: 0.357										3	0	0	0	1	0	1									
22 Edwin Jackson, R ERA: 3.99										2	0	0	0	0	0	3									
27 Tyler Greene, R OBP: 0.314, SLG: 0.267										0	1	0	0	1	0	0									
Inning Stats	R: 0 E: 0 K: 0 S: 5	H: 1 LOB: 0 BB: 0 P: 7	R: 0 E: 0 K: 1 S: 10	H: 1 LOB: 1 BB: 0 P: 14	R: 0 E: 1 K: 0 S: 10	H: 0 LOB: 1 BB: 0 P: 12	R: 3 E: 0 K: 0 S: 11	H: 3 LOB: 0 BB: 0 P: 17	R: 0 E: 0 K: 1 S: 9	H: 1 LOB: 1 BB: 0 P: 12	R: 3 E: 0 K: 1 S: 18	H: 3 LOB: 2 BB: 2 P: 31	R: 0 E: 0 K: 0 S: 8	H: 0 LOB: 1 BB: 1 P: 14	R: 3 E: 0 K: 1 S: 14	H: 3 LOB: 1 BB: 1 P: 22	R: 3 E: 0 K: 1 S: 14	H: 3 LOB: 1 BB: 1 P: 22	1B: 4 2B: 7 3B: 0 HR: 1	SF: 0 SAC: 1 DP: 1 HBP: 0	WP: 0 PB: 0 SB: 2 CS: 0	PA: 40			
PITCHER	IP	WLS	BF	H	R	ER	SO	BB	IBB	HBP	BLK	WP	HR	S	P	ERA	WHIP								
22 Matt Garza, R ERA: 3.99	5.2	L	27	6	6	3	3	1	1	0	0	0	0	4	4	0.00	3.000								
40 James Russell, L ERA: 4.1	0.1		2	1	0	0	0	0	0	0	0	0	0	4	4	0.00	3.000								
32 Ramon Ortiz, R ERA: 7.04	1.0		4	0	0	0	0	1	0	0	0	0	0	8	14	0.00	1.000								
49 Carlos Marmol, R ERA: 3.99	1.0		7	3	3	3	1	1	0	0	0	0	0	14	22	27.00	4.000								

Chicago Cubs @ St. Louis Cardinals
 Busch Stadium, St. Louis, MO
 Fri Jul 29 2011, 7:18 PM - 10:11 PM CDT
 Att: 42,042 - Cloudy - 90 F

AB 35
 R 9
 H 12
 RBI 8
 BB 4
 SO 4
 LOB 16



Batter	1	2	3	4	5	6	7	8	9	AB	R	H	RBI	BB	SO	LOB	TOP				
13 Starlin Castro, R OBP: 0.328, SLG: 0.413	E6 22 BB 18 SH1 15 2B	P4			G5-3			K		4	1	0	0	0	1	0	Chicago Cubs @ St. Louis Cardinals Busch Stadium, St. Louis, MO Sat Jul 30 2011, 3:17 PM - 5:58 PM CDT Att: 43,784 - Overcast - 77 F				
15 Darwin Barney, R OBP: 0.321, SLG: 0.387	SH1	F9			E5			G6-3		3	0	0	0	0	0	0					
16 Aramis Ramirez, R OBP: 0.330, SLG: 0.501	BB 18 2B				F7			F8		3	1	0	0	1	0	1					
22 Carlos Pena, L OBP: 0.338, SLG: 0.441	BB 18 2B 12 HR				G3			K		3	1	0	0	1	1	0					
24 Marlon Byrd, R OBP: 0.353, SLG: 0.444	F4				F8			G4-3		4	0	1	0	0	0	3					
18 Geovany Soto, R OBP: 0.327, SLG: 0.405	2B 12 HR 2-H 3-H				K			G5-3		4	1	1	2	0	1	1					
12 Alfonso Soriano, R OBP: 0.285, SLG: 0.451	HR 2-H 3-H				K			F9		4	1	1	3	0	1	1					
21 Tyler Colvin, L OBP: 0.171, SLG: 0.206	K2-3				G3-1			F7		3	0	0	0	0	1	0					
50 Rodrigo Lopez, R OBP: 0.091, SLG: 0.099	G1-3				G1-3			K		2	0	0	0	0	0	0					
29 Jeff Samardzija, R ERA: 3.79										0	0	0	0	0	0	0					
40 James Russell, L ERA: 4.33										0	0	0	0	0	0	0					
43 John Grabow, L ERA: 5.08										0	0	0	0	0	0	0					
45 Sean Marshall, L ERA: 2.92										0	0	0	0	0	0	0					
Inning Stats	R: 5 E: 1 K: 1 S: 15	H: 2 LOB: 2 BB: 2 P: 27	R: 0 E: 0 K: 0 S: 6	H: 0 LOB: 0 BB: 0 P: 8	R: 0 E: 0 K: 0 S: 5	H: 0 LOB: 0 BB: 0 P: 6	R: 0 E: 0 K: 2 S: 10	H: 0 LOB: 0 BB: 0 P: 14	R: 0 E: 1 K: 0 S: 9	H: 0 LOB: 1 BB: 0 P: 14	R: 0 E: 0 K: 1 S: 9	H: 0 LOB: 0 BB: 0 P: 11	R: 0 E: 0 K: 1 S: 10	H: 0 LOB: 0 BB: 0 P: 12	R: 0 E: 0 K: 1 S: 8	H: 1 LOB: 1 BB: 0 P: 13	1B: 0 2B: 2 3B: 0 HR: 1	SF: 0 SAC: 1 DP: 0 HBP: 0	WP: 0 PB: 0 SB: 0 CS: 0	PA: 34	
PITCHER	IP WLS BF H R ER SO BB IBB HBP BLK WP HR S P ERA WHIP	IP WLS BF H R ER SO BB IBB HBP BLK WP HR S P ERA WHIP	IP WLS BF H R ER SO BB IBB HBP BLK WP HR S P ERA WHIP	IP WLS BF H R ER SO BB IBB HBP BLK WP HR S P ERA WHIP	IP WLS BF H R ER SO BB IBB HBP BLK WP HR S P ERA WHIP	IP WLS BF H R ER SO BB IBB HBP BLK WP HR S P ERA WHIP	IP WLS BF H R ER SO BB IBB HBP BLK WP HR S P ERA WHIP	IP WLS BF H R ER SO BB IBB HBP BLK WP HR S P ERA WHIP	IP WLS BF H R ER SO BB IBB HBP BLK WP HR S P ERA WHIP	IP WLS BF H R ER SO BB IBB HBP BLK WP HR S P ERA WHIP	IP WLS BF H R ER SO BB IBB HBP BLK WP HR S P ERA WHIP	IP WLS BF H R ER SO BB IBB HBP BLK WP HR S P ERA WHIP	IP WLS BF H R ER SO BB IBB HBP BLK WP HR S P ERA WHIP	IP WLS BF H R ER SO BB IBB HBP BLK WP HR S P ERA WHIP	IP WLS BF H R ER SO BB IBB HBP BLK WP HR S P ERA WHIP	IP WLS BF H R ER SO BB IBB HBP BLK WP HR S P ERA WHIP	IP WLS BF H R ER SO BB IBB HBP BLK WP HR S P ERA WHIP	IP WLS BF H R ER SO BB IBB HBP BLK WP HR S P ERA WHIP	IP WLS BF H R ER SO BB IBB HBP BLK WP HR S P ERA WHIP	IP WLS BF H R ER SO BB IBB HBP BLK WP HR S P ERA WHIP	IP WLS BF H R ER SO BB IBB HBP BLK WP HR S P ERA WHIP


AB	31
R	5
H	3
RBI	5
BB	2
SO	6
LOB	6



Batter	1	2	3	4	5	6	7	8	9	AB	R	H	RBI	BB	SO	LOB	BOTTOM				
Ryan Theriot, R OBP: 0.320, SLG: 0.342	1B 19 CS	G4-3						2B 19 G3		5	1	4	3	0	0	0	Chicago Cubs @ St. Louis Cardinals Busch Stadium, St. Louis, MO Sat Jul 30 2011, 3:17 PM - 5:58 PM CDT Att: 43,784 - Overcast - 77 F				
19 Jon Jay, L OBP: 0.358, SLG: 0.439	L7				L8			G3		5	1	1	0	0	1	3					
5 Albert Pujols, R OBP: 0.348, SLG: 0.527	HR				7 F8			L5-6-3		4	2	2	1	1	0	1					
28 Octavio Dotel, R ERA: 3.34					23 FC4-6 IBB			F8		0	0	0	0	0	0	0					
59 Fernando Salas, R ERA: 2.52					23 FC4-6 BB			L5-6-3		0	0	0	0	0	0	0					
7 Matt Holliday, R OBP: 0.415, SLG: 0.549	2B 55 1B				F8			K		3	2	1	1	2	1	1					
44 Corey Patterson, L OBP: 0.294, SLG: 0.375					23 FC4-6 BB			23 HR BB		0	0	0	0	0	0	0					
23 David Freese, R OBP: 0.365, SLG: 0.472	BB 55 1B				G4-3			G1-3		4	2	1	3	1	0	2					
13 Gerald Laird, R OBP: 0.317, SLG: 0.393					FC4-6 4 1B 48 BB			HR		0	0	0	0	0	0	0					
55 Skip Schumaker, L OBP: 0.335, SLG: 0.373	1B 4 G6-4-3				G6-4-3			G1-3		4	1	2	1	1	0	0					
4 Yadier Molina, R OBP: 0.331, SLG: 0.440	F8				G6-4-3			K		4	1	1	1	0	1	3					
33 Daniel Descalso, L OBP: 0.335, SLG: 0.352					K			P3		3	1	0	0	1	2	0					
26 Kyle Lohse, R OBP: 0.133, SLG: 0.156					G5-3			E5		2	0	0	0	0	0	0					
48 Tony Cruz, R OBP: 0.367, SLG: 0.377										0	1	0	1	1	0	0					
62 Lance Lynn, S ERA: 3.79										0	0	0	0	0	0	0					
27 Tyler Greene, R OBP: 0.311, SLG: 0.265										1	1	0	0	0	0	0					
Inning Stats	R: 2 E: 0 K: 0 S: 15	H: 4 LOB: 1 BB: 1 P: 25	R: 0 E: 0 K: 1 S: 8	H: 0 LOB: 0 BB: 0 P: 9	R: 0 E: 0 K: 0 S: 6	H: 1 LOB: 1 BB: 0 P: 10	R: 0 E: 0 K: 1 S: 10	H: 1 LOB: 0 BB: 0 P: 16	R: 3 E: 1 K: 1 S: 19	H: 4 LOB: 1 BB: 5 P: 44	R: 2 E: 0 K: 1 S: 14	H: 1 LOB: 1 BB: 1 P: 23	R: 1 E: 1 K: 0 S: 10	H: 1 LOB: 1 BB: 0 P: 14	R: 0 E: 0 K: 1 S: 8	H: 0 LOB: 0 BB: 0 P: 13	1B: 6 2B: 4 3B: 0 HR: 2	SF: 0 SAC: 0 DP: 1 HBP: 0	WP: 0 PB: 0 SB: 0 CS: 1	PA: 42	
PITCHER	IP WLS BF H R ER SO BB IBB HBP BLK WP HR S P ERA WHIP	IP WLS BF H R ER SO BB IBB HBP BLK WP HR S P ERA WHIP	IP WLS BF H R ER SO BB IBB HBP BLK WP HR S P ERA WHIP	IP WLS BF H R ER SO BB IBB HBP BLK WP HR S P ERA WHIP	IP WLS BF H R ER SO BB IBB HBP BLK WP HR S P ERA WHIP	IP WLS BF H R ER SO BB IBB HBP BLK WP HR S P ERA WHIP	IP WLS BF H R ER SO BB IBB HBP BLK WP HR S P ERA WHIP	IP WLS BF H R ER SO BB IBB HBP BLK WP HR S P ERA WHIP	IP WLS BF H R ER SO BB IBB HBP BLK WP HR S P ERA WHIP	IP WLS BF H R ER SO BB IBB HBP BLK WP HR S P ERA WHIP	IP WLS BF H R ER SO BB IBB HBP BLK WP HR S P ERA WHIP	IP WLS BF H R ER SO BB IBB HBP BLK WP HR S P ERA WHIP	IP WLS BF H R ER SO BB IBB HBP BLK WP HR S P ERA WHIP	IP WLS BF H R ER SO BB IBB HBP BLK WP HR S P ERA WHIP	IP WLS BF H R ER SO BB IBB HBP BLK WP HR S P ERA WHIP	IP WLS BF H R ER SO BB IBB HBP BLK WP HR S P ERA WHIP	IP WLS BF H R ER SO BB IBB HBP BLK WP HR S P ERA WHIP	IP WLS BF H R ER SO BB IBB HBP BLK WP HR S P ERA WHIP	IP WLS BF H R ER SO BB IBB HBP BLK WP HR S P ERA WHIP	IP WLS BF H R ER SO BB IBB HBP BLK WP HR S P ERA WHIP	IP WLS BF H R ER SO BB IBB HBP BLK WP HR S P ERA WHIP

AB	35
R	13
H	12
RBI	11
BB	7
SO	5
LOB	10



Batter	1	2	3	4	5	6	7	8	9	AB	R	H	RBI	BB	SO	LOB	TOP										
13 Starlin Castro, R OBP: 0.337, SLG: 0.429	F9		15 CS			22 BB 15 1B		HR		4	1	3	1	0	0	0	Chicago Cubs @ Pittsburgh Pirates PNC Park, Pittsburgh, PA Wed Aug 03 2011, 7:08 PM - 10:00 PM EDT Att: 19,106 - Cloudy - 77 F										
15 Darwin Barney, R OBP: 0.322, SLG: 0.368	G4-3		CS	G5-3		22 BB		2B		4	0	2	0	0	0	0											
16 Aramis Ramirez, R OBP: 0.328, SLG: 0.500	G6-3			G6-3		F9		K		4	0	0	0	0	1	3											
22 Carlos Pena, L OBP: 0.341, SLG: 0.439		2B						24 G4-6-3 IBB		2	0	2	0	2	0	0											
24 Marlon Byrd, R OBP: 0.350, SLG: 0.446	G6-3			L1		G4-3		G4-6-3		4	0	0	0	0	0	7											
18 Geovany Soto, R OBP: 0.326, SLG: 0.414	G5-3									3	0	0	0	1	2	1											
12 Alfonso Soriano, R 49 Carlos Marmol, R	G5-3									4	0	0	0	0	1	2		AB 32 R 1 H 7 RBI 1 BB 3 SO 10 LOB 15									
21 Tyler Colvin, L 5 Reed Johnson, R										2	0	0	0	0	2	0											
22 Matt Garza, R 45 Sean Marshall, L 1 Tony Campana, L										3	0	0	0	0	3	1											
Inning Stats	R: 0 E: 0 K: 0 S: 8	H: 0 LOB: 0 BB: 0 P: 13	R: 0 E: 0 K: 0 S: 6	H: 1 LOB: 1 BB: 0 P: 7	R: 0 E: 0 K: 2 S: 8	H: 1 LOB: 0 BB: 0 P: 13	R: 0 E: 0 K: 0 S: 11	H: 1 LOB: 1 BB: 0 P: 14	R: 0 E: 0 K: 3 S: 9	H: 0 LOB: 0 BB: 0 P: 13	R: 0 E: 0 K: 1 S: 12	H: 2 LOB: 3 BB: 1 P: 21	R: 0 E: 0 K: 1 S: 8	H: 0 LOB: 1 BB: 1 P: 13	R: 1 E: 0 K: 1 S: 12	H: 2 LOB: 1 BB: 1 P: 22			R: 0 E: 0 K: 2 S: 9	H: 0 LOB: 0 BB: 0 P: 13	1B: 3 2B: 3 3B: 0 HR: 1	SF: 0 SAC: 0 DP: 1 HBP: 0	WP: 0 PB: 0 SB: 0 CS: 1	PA: 36			
PITCHER	IP	WLS	BF	H	R	ER	SO	BB	IBB	HBP	BLK	WP	HR	S	P	ERA	WHIP										
50 Charlie Morton, R ERA: 3.8	7.0		27	5	0	0	7	2	0	0	0	0	0	62	94	0.00	1.000										
30 Chris Resop, R ERA: 3.39	1.0	L	5	2	1	1	1	0	1	0	0	0	1	12	22	9.00	2.000										
43 Jose Veras, R ERA: 3.38	1.0		3	0	0	0	2	0	0	0	0	0	0	9	13	0.00	0.000										

Batter	1	2	3	4	5	6	7	8	9	AB	R	H	RBI	BB	SO	LOB	BOTTOM										
22 Andrew McCutchen, R OBP: 0.376, SLG: 0.470	G4-3 18 G4-3 46 S		F7			F9		F9		4	0	1	0	0	0	2	Chicago Cubs @ Pittsburgh Pirates PNC Park, Pittsburgh, PA Wed Aug 03 2011, 7:08 PM - 10:00 PM EDT Att: 19,106 - Cloudy - 77 F										
46 Garrett Jones, L 51 Steve Pearce, R 43 Jose Veras, R	K		K			K		F9		3	0	0	0	0	3	2											
18 Neil Walker, S	G4-3					K		L5		4	0	0	0	0	1	2											
25 Derrek Lee, R	L6					P4				3	0	1	0	0	0	1											
36 Ryan Ludwick, R	G6-3					K		F9		3	0	0	0	0	1	1											
24 Pedro Alvarez, L	K									4	0	2	0	0	2	1											
5 Ronny Cedeno, R 41 Ryan Doumit, S	G6-3					1B		F9		3	0	0	0	0	3	0											
55 Michael McKenry, R										2	0	0	0	1	0	1											
50 Charlie Morton, R 30 Chris Resop, R	SH3-4									1	0	0	0	0	1	0											
23 Matt Diaz, R 38 Xavier Paul, L										0	0	0	0	0	0	0											
Inning Stats	R: 0 E: 0 K: 1 S: 11	H: 1 LOB: 1 BB: 0 P: 16	R: 0 E: 0 K: 1 S: 8	H: 0 LOB: 0 BB: 0 P: 11	R: 0 E: 0 K: 1 S: 8	H: 0 LOB: 1 BB: 1 P: 15	R: 0 E: 0 K: 1 S: 9	H: 2 LOB: 2 BB: 0 P: 14	R: 0 E: 0 K: 1 S: 8	H: 0 LOB: 0 BB: 0 P: 9	R: 0 E: 0 K: 2 S: 14	H: 0 LOB: 0 BB: 0 P: 21	R: 0 E: 0 K: 0 S: 9	H: 1 LOB: 1 BB: 0 P: 11	R: 0 E: 0 K: 0 S: 10	H: 0 LOB: 2 BB: 1 P: 20	R: 0 E: 0 K: 2 S: 14	H: 0 LOB: 1 BB: 0 P: 23	1B: 4 2B: 0 3B: 0 HR: 0	SF: 0 SAC: 2 DP: 0 HBP: 1	WP: 0 PB: 0 SB: 2 CS: 0	PA: 34					
PITCHER	IP	WLS	BF	H	R	ER	SO	BB	IBB	HBP	BLK	WP	HR	S	P	ERA	WHIP										
22 Matt Garza, R ERA: 3.78	7.0	W	27	4	0	0	7	2	0	0	0	0	0	69	103	0.00	0.857										
45 Sean Marshall, L 49 Carlos Marmol, R	1.0	H	3	0	0	0	0	0	0	0	0	0	0	8	14	0.00	0.000										
	1.0	S	4	0	0	0	2	0	0	1	0	0	0	14	23	0.00	0.000										

Batter	1	2	3	4	5	6	7	8	9	AB	R	H	RBI	BB	SO	LOB	TOP							
6 Drew Stubbs, R OBP: 0.327, SLG: 0.386										5	0	0	0	0	3	4								
7 Paul Janish, R OBP: 0.273, SLG: 0.285										3	0	0	0	1	0	0								
19 Joey Votto, L OBP: 0.431, SLG: 0.518										3	0	0	0	2	2	2								
4 Brandon Phillips, R OBP: 0.330, SLG: 0.417										5	0	2	0	0	0	3								
32 Jay Bruce, L OBP: 0.344, SLG: 0.482										3	0	0	0	2	1	2								
55 Ramon Hernandez, R OBP: 0.355, SLG: 0.491										5	1	1	1	0	2	5								
23 Yonder Alonso, L OBP: 0.500, SLG: 0.615										4	1	2	0	0	0	0								
28 Chris Heisey, R OBP: 0.307, SLG: 0.452										2	1	0	0	2	1	1								
43 Miguel Cairo, R OBP: 0.340, SLG: 0.406										2	0	0	0	0	0	0								
21 Todd Frazier, R OBP: 0.355, SLG: 0.556										2	0	0	0	0	0	0								
44 Mike Leake, R OBP: 0.276, SLG: 0.390										2	0	1	1	1	0	0								
33 Jose Arredondo, R OBP: 0.200, SLG: 1.000										0	0	0	0	0	0	0								
45 Bill Bray, L ERA: 2.02										0	0	0	0	0	0	0								
66 Logan Ondrusek, R ERA: 2.12										0	0	0	0	0	0	0								
15 Fred Lewis, L OBP: 0.346, SLG: 0.387										1	0	0	0	0	1	1								
54 Aroldis Chapman, L ERA: 3.82										0	0	0	0	0	0	0								
Inning Stats	R: 0 E: 0 K: 3 S: 17	H: 1 LOB: 3 BB: 2 P: 29	R: 0 E: 0 K: 0 S: 5	H: 0 LOB: 0 BB: 0 P: 7	R: 0 E: 0 K: 0 S: 6	H: 0 LOB: 1 BB: 1 P: 12	R: 2 E: 0 K: 1 S: 12	H: 2 LOB: 1 BB: 1 P: 23	R: 0 E: 0 K: 1 S: 10	H: 0 LOB: 2 BB: 2 P: 16	R: 0 E: 0 K: 1 S: 12	H: 0 LOB: 2 BB: 2 P: 23	R: 0 E: 0 K: 1 S: 8	H: 0 LOB: 1 BB: 1 P: 15	R: 1 E: 0 K: 3 S: 16	H: 2 LOB: 1 BB: 0 P: 21	R: 0 E: 0 K: 1 S: 12	H: 0 LOB: 2 BB: 1 P: 23	1B: 4 2B: 1 3B: 0 HR: 1	SF: 0 SAC: 0 DP: 0 HBP: 1	WP: 1 PB: 0 SB: 0 CS: 0	PA: 42		
PITCHER	IP WLS BF H R ER SO BB IBB HBP BLK WP HR S P ERA WHIP	IP WLS BF H R ER SO BB IBB HBP BLK WP HR S P ERA WHIP	IP WLS BF H R ER SO BB IBB HBP BLK WP HR S P ERA WHIP	IP WLS BF H R ER SO BB IBB HBP BLK WP HR S P ERA WHIP	IP WLS BF H R ER SO BB IBB HBP BLK WP HR S P ERA WHIP	IP WLS BF H R ER SO BB IBB HBP BLK WP HR S P ERA WHIP	IP WLS BF H R ER SO BB IBB HBP BLK WP HR S P ERA WHIP	IP WLS BF H R ER SO BB IBB HBP BLK WP HR S P ERA WHIP	IP WLS BF H R ER SO BB IBB HBP BLK WP HR S P ERA WHIP	IP WLS BF H R ER SO BB IBB HBP BLK WP HR S P ERA WHIP	IP WLS BF H R ER SO BB IBB HBP BLK WP HR S P ERA WHIP	IP WLS BF H R ER SO BB IBB HBP BLK WP HR S P ERA WHIP	IP WLS BF H R ER SO BB IBB HBP BLK WP HR S P ERA WHIP	IP WLS BF H R ER SO BB IBB HBP BLK WP HR S P ERA WHIP	IP WLS BF H R ER SO BB IBB HBP BLK WP HR S P ERA WHIP	IP WLS BF H R ER SO BB IBB HBP BLK WP HR S P ERA WHIP	IP WLS BF H R ER SO BB IBB HBP BLK WP HR S P ERA WHIP	IP WLS BF H R ER SO BB IBB HBP BLK WP HR S P ERA WHIP	IP WLS BF H R ER SO BB IBB HBP BLK WP HR S P ERA WHIP	IP WLS BF H R ER SO BB IBB HBP BLK WP HR S P ERA WHIP	IP WLS BF H R ER SO BB IBB HBP BLK WP HR S P ERA WHIP	IP WLS BF H R ER SO BB IBB HBP BLK WP HR S P ERA WHIP	IP WLS BF H R ER SO BB IBB HBP BLK WP HR S P ERA WHIP	IP WLS BF H R ER SO BB IBB HBP BLK WP HR S P ERA WHIP

Cincinnati Reds @ Chicago Cubs
Wrigley Field, Chicago, IL
Fri Aug 05 2011, 1:24 PM - 4:30 PM CDT
Att: 42,245 - Cloudy - 78 F

AB 33
R 3
H 6
RBI 2
BB 8
SO 10
LOB 18

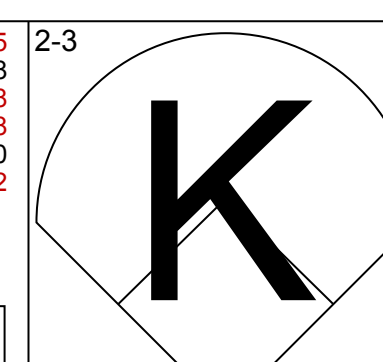
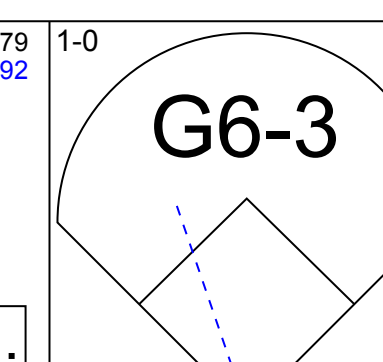
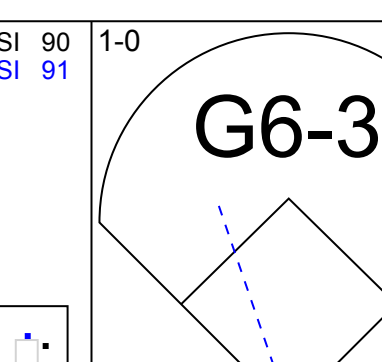
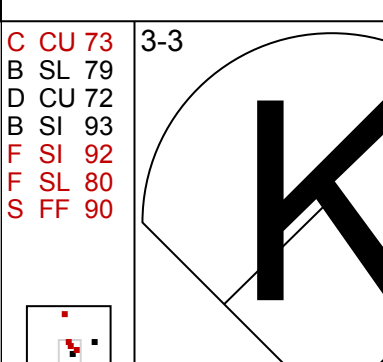

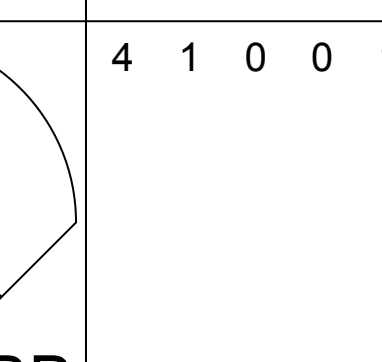

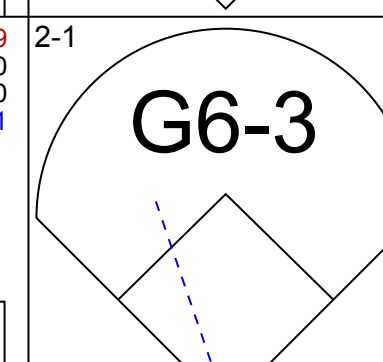

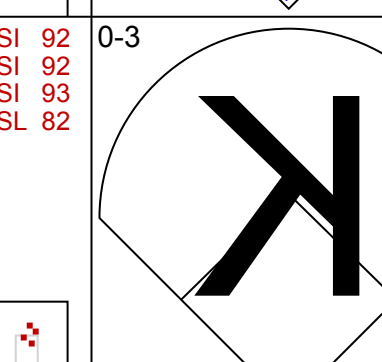

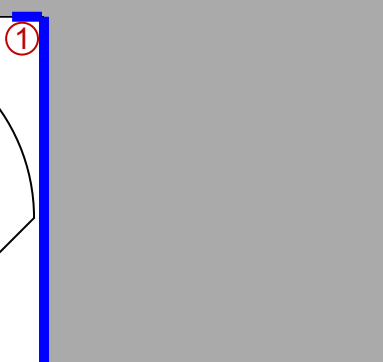
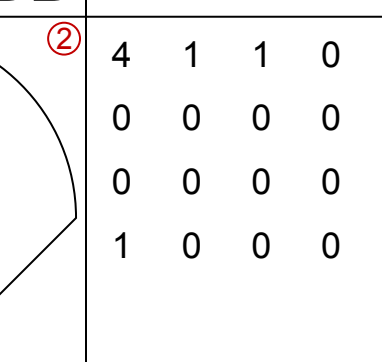

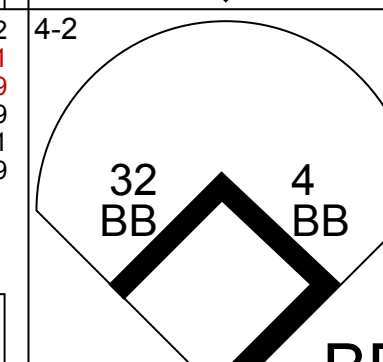



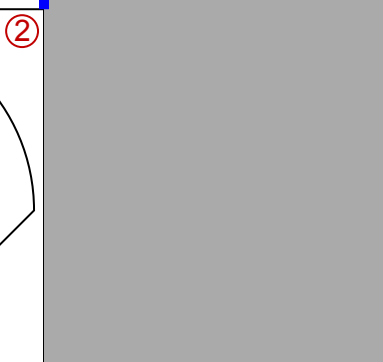
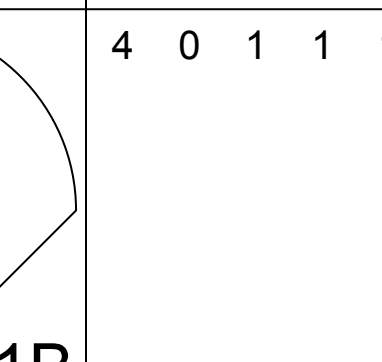
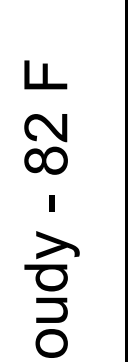
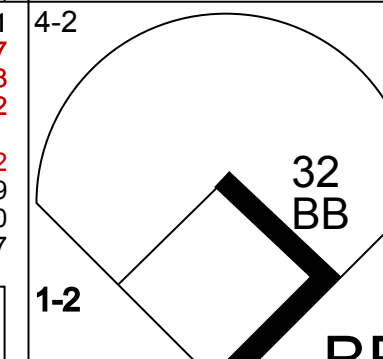



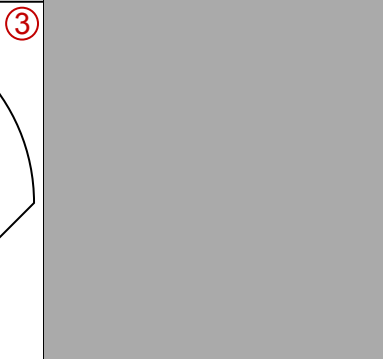
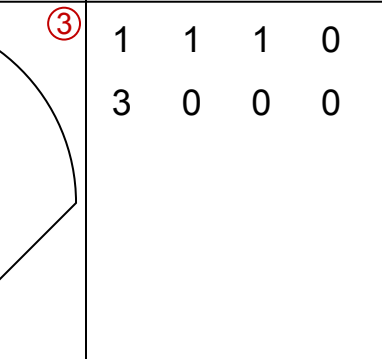

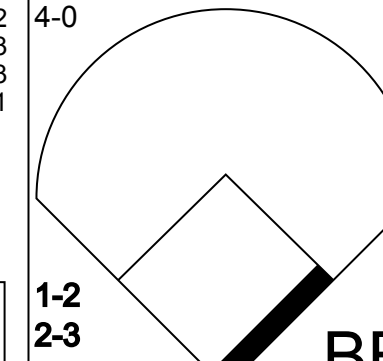



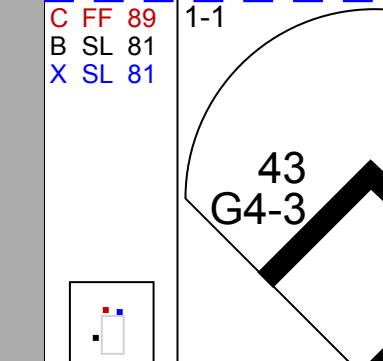


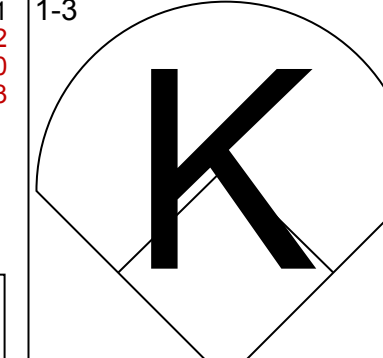


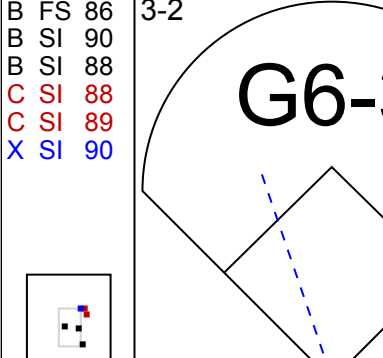
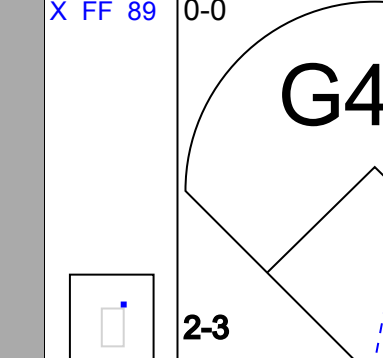



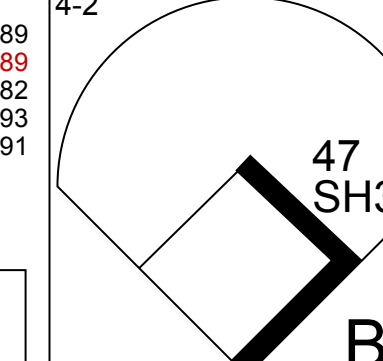

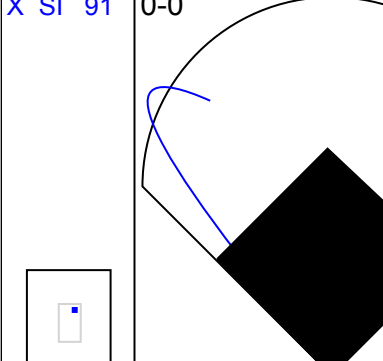
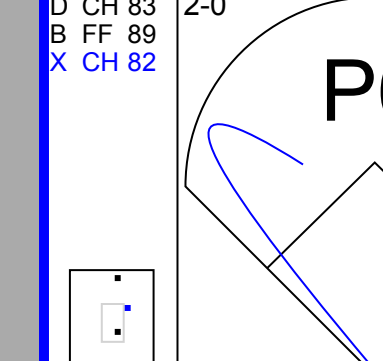



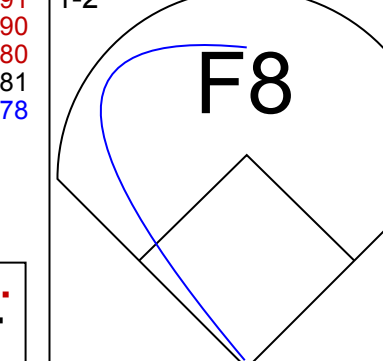

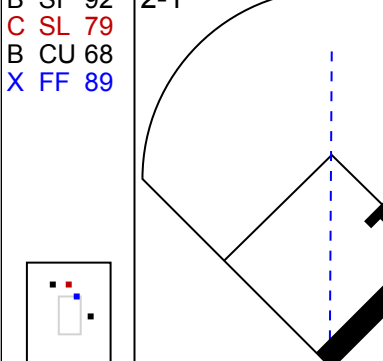
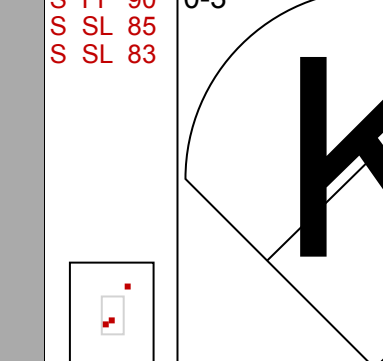



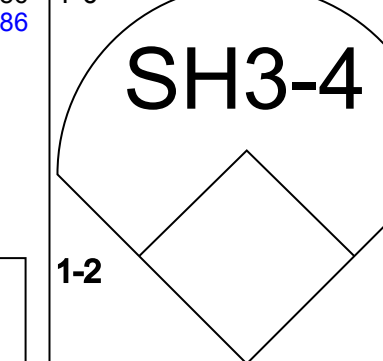
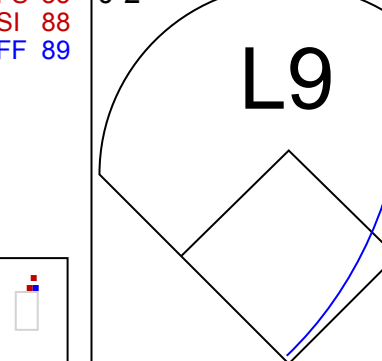
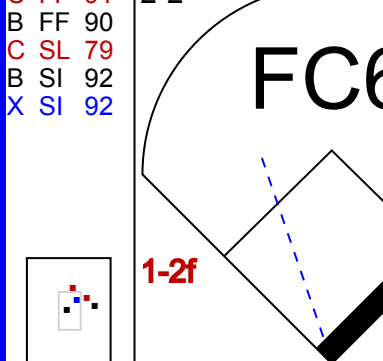

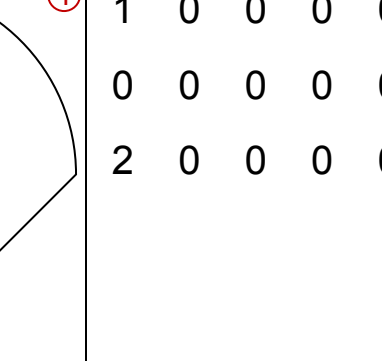

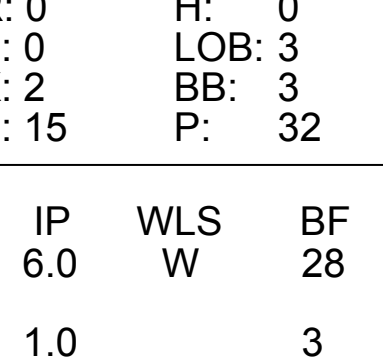
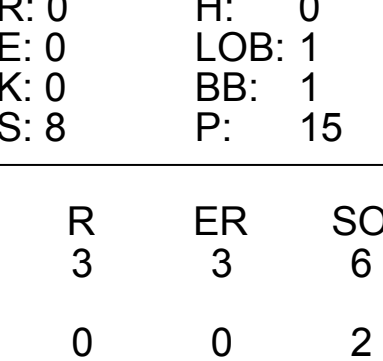
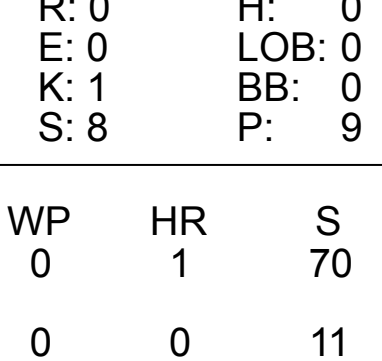
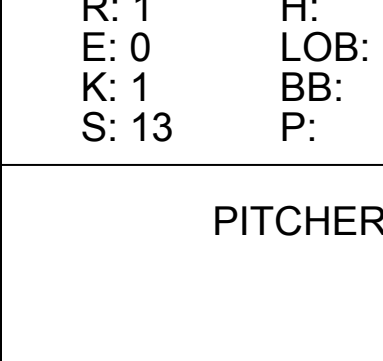
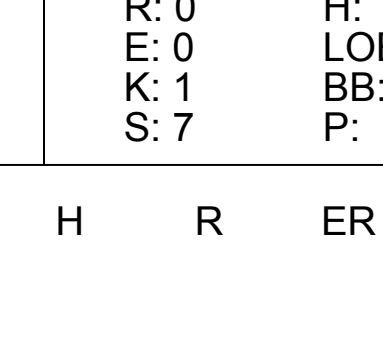
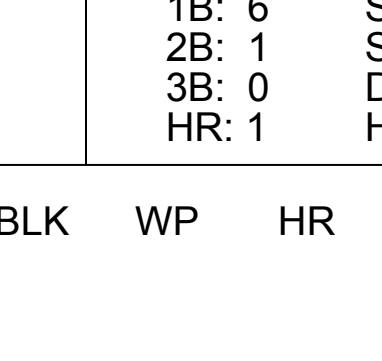








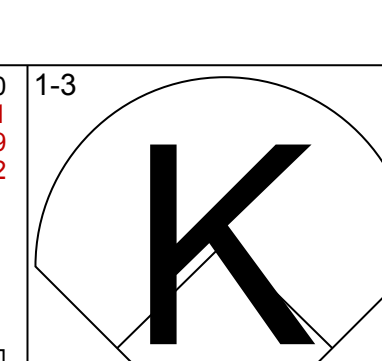

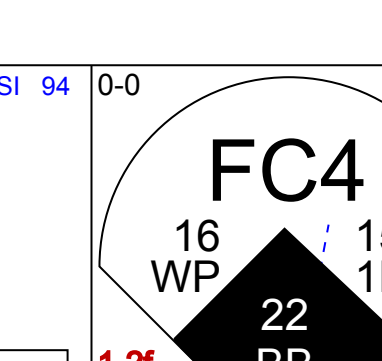
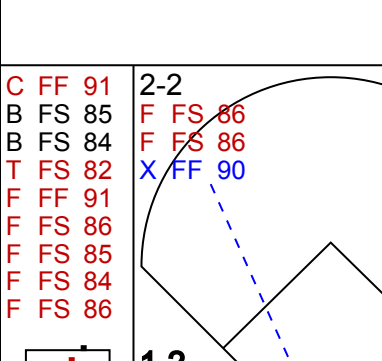

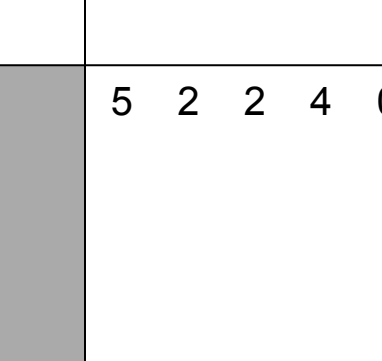

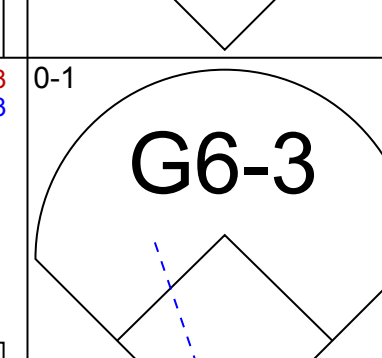

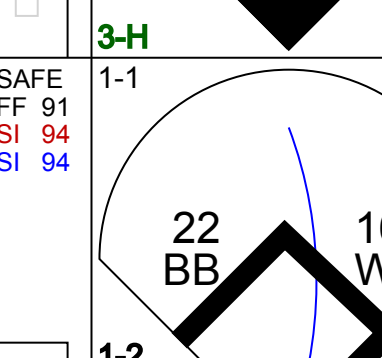
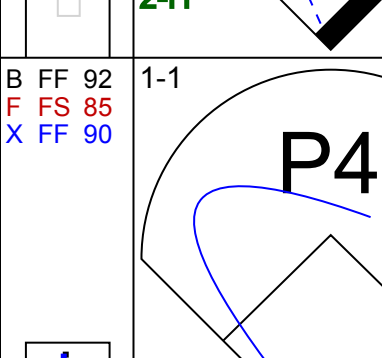

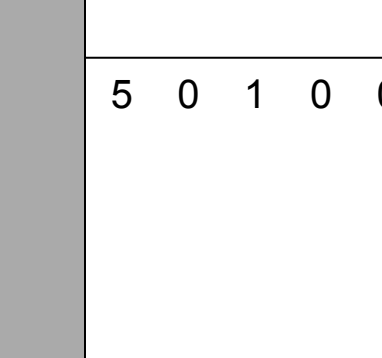



Batter	1	2	3	4	5	6	7	8	9	AB	R	H	RBI	BB	SO	LOB	BOTTOM							
13 Starlin Castro, R OBP: 0.341, SLG: 0.429										4	2	3	0	1	0	0								
1 Tony Campana, L OBP: 0.313, SLG: 0.340										5	1	3	2	0	0	1								
16 Aramis Ramirez, R OBP: 0.329, SLG: 0.499										3	0	1	0	1	0	0								
22 Carlos Pena, L OBP: 0.341, SLG: 0.444										2	0	0	1	1	1	1								
9 Blake DeWitt, L OBP: 0.286, SLG: 0.390										3	0	1	0	0	1	1								
3 Jeff Baker, R OBP: 0.311, SLG: 0.394										1	0	0	0	0	0	2								
34 Kerry Wood, R ERA: 3.79										0	0	0	0	0	0	0								
49 Carlos Marmol, R ERA: 3.61										4	0	0	0	0	0	5								
12 Alfonso Soriano, R OBP: 0.276, SLG: 0.458										3	1	1	1	1	2	0								
21 Tyler Colvin, L OBP: 0.190, SLG: 0.276										3	0	0	0	1	2	3								
55 Koyie Hill, S OBP: 0.282, SLG: 0.316										2	0	0	0	0	0	1								
46 Ryan Dempster, R OBP: 0.098, SLG: 0.075										2	0	0	0	0	0	1								
5 Reed Johnson, R OBP: 0.364, SLG: 0.533										1	0	0	0	0	1	3								
45 Sean Marshall, L ERA: 3.77										0	0	0	0	0	0	0								
15 Darwin Barney, R OBP: 0.323, SLG: 0.365										0	0	0	0	1	0	0								
Inning Stats	R: 2 E: 0 K: 1 S: 16	H: 3 LOB: 1 BB: 0 P: 28	R: 1 E: 0 K: 0 S: 10	H: 2 LOB: 1 BB: 0 P: 15	R: 0 E: 0 K: 1 S: 7	H: 0 LOB: 0 BB: 0 P: 10	R: 0 E: 0 K: 1 S: 9	H: 0 LOB: 1 BB: 1 P: 16	R: 0 E: 0 K: 0 S: 10	H: 0 LOB: 0 BB: 0 P: 17	R: 0 E: 0 K: 2 S: 11	H: 1 LOB: 3 BB: 2 P: 22	R: 1 E: 0 K: 0 S: 11	H: 1 LOB: 2 BB: 2 P: 25	R: 0 E: 0 K: 2 S: 12	H: 2 LOB: 2 BB: 1 P: 20	R: 0 E: 0 K: 2 S: 12	H: 2 LOB: 2 BB: 1 P: 20	1B: 4 2B: 3 3B: 0 HR: 2	SF: 1 SAC: 0 DP: 0 HBP: 0	WP: 0 PB: 0 SB: 0 CS: 0	PA: 38		
PITCHER	IP WLS BF H R ER SO BB IBB HBP BLK WP HR S P ERA WHIP	IP WLS BF H R ER SO BB IBB HBP BLK WP HR S P ERA WHIP	IP WLS BF H R ER SO BB IBB HBP BLK WP HR S P ERA WHIP	IP WLS BF H R ER SO BB IBB HBP BLK WP HR S P ERA WHIP	IP WLS BF H R ER SO BB IBB HBP BLK WP HR S P ERA WHIP	IP WLS BF H R ER SO BB IBB HBP BLK WP HR S P ERA WHIP	IP WLS BF H R ER SO BB IBB HBP BLK WP HR S P ERA WHIP	IP WLS BF H R ER SO BB IBB HBP BLK WP HR S P ERA WHIP	IP WLS BF H R ER SO BB IBB HBP BLK WP HR S P ERA WHIP	IP WLS BF H R ER SO BB IBB HBP BLK WP HR S P ERA WHIP	IP WLS BF H R ER SO BB IBB HBP BLK WP HR S P ERA WHIP	IP WLS BF H R ER SO BB IBB HBP BLK WP HR S P ERA WHIP	IP WLS BF H R ER SO BB IBB HBP BLK WP HR S P ERA WHIP	IP WLS BF H R ER SO BB IBB HBP BLK WP HR S P ERA WHIP	IP WLS BF H R ER SO BB IBB HBP BLK WP HR S P ERA WHIP	IP WLS BF H R ER SO BB IBB HBP BLK WP HR S P ERA WHIP	IP WLS BF H R ER SO BB IBB HBP BLK WP HR S P ERA WHIP	IP WLS BF H R ER SO BB IBB HBP BLK WP HR S P ERA WHIP	IP WLS BF H R ER SO BB IBB HBP BLK WP HR S P ERA WHIP	IP WLS BF H R ER SO BB IBB HBP BLK WP HR S P ERA WHIP	IP WLS BF H R ER SO BB IBB HBP BLK WP HR S P ERA WHIP	IP WLS BF H R ER SO BB IBB HBP BLK WP HR S P ERA WHIP	IP WLS BF H R ER SO BB IBB HBP BLK WP HR S P ERA WHIP	IP WLS BF H R ER SO BB IBB HBP BLK WP HR S P ERA WHIP

Cincinnati Reds @ Chicago Cubs
Wrigley Field, Chicago, IL
Fri Aug 05 2011, 1:24 PM - 4:30 PM CDT
Att: 42,245 - Cloudy - 78 F

AB 31
R 4
H 9
RBI 4
BB 6
SO 7
LOB 17




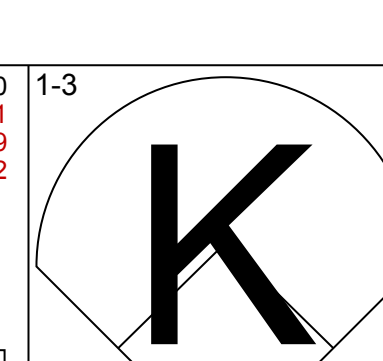

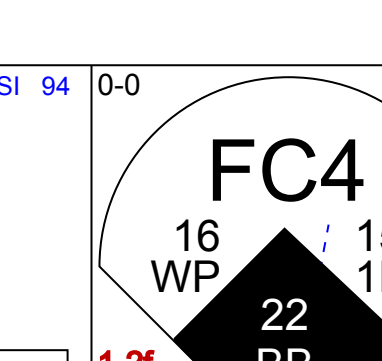
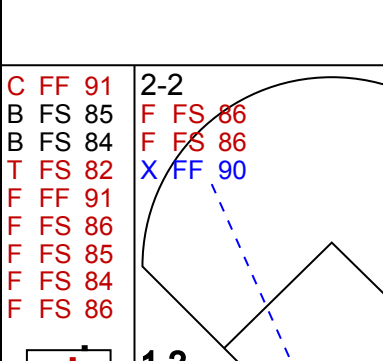

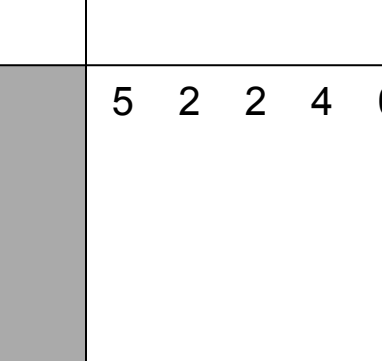

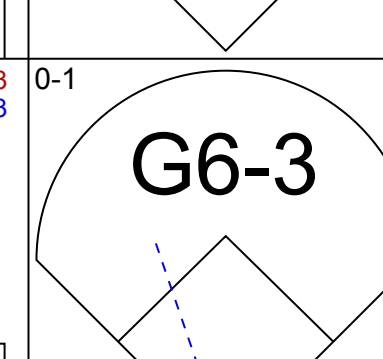

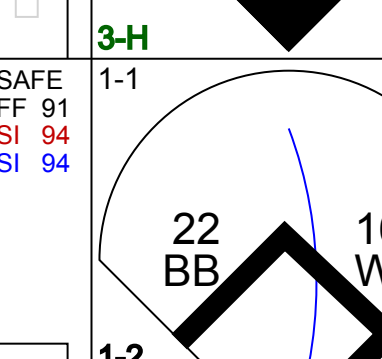
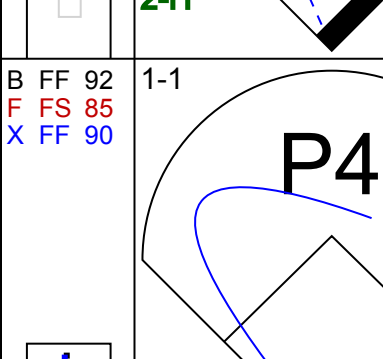

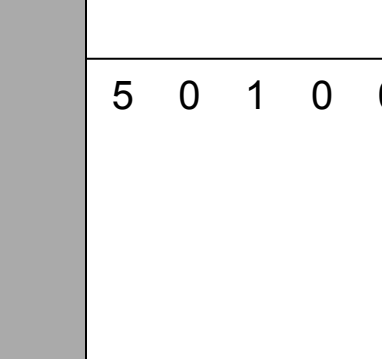

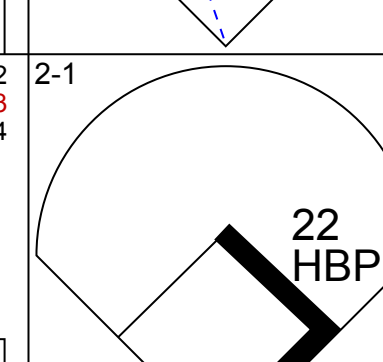

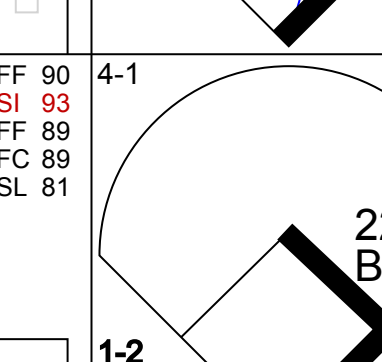
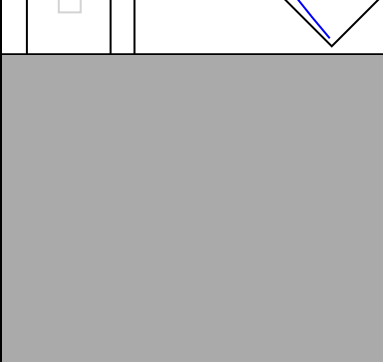
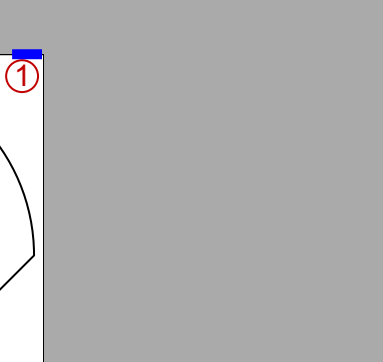

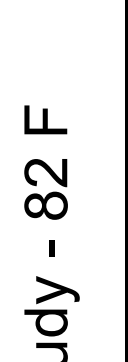
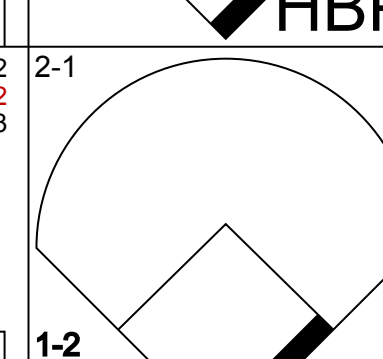

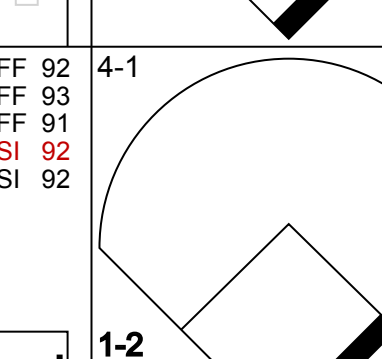

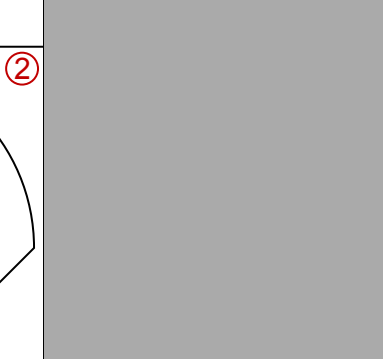
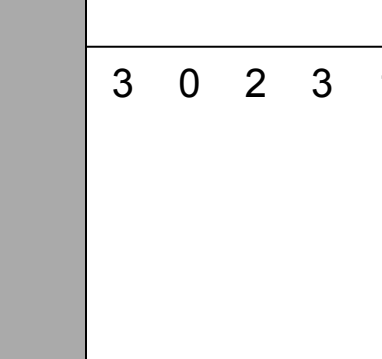

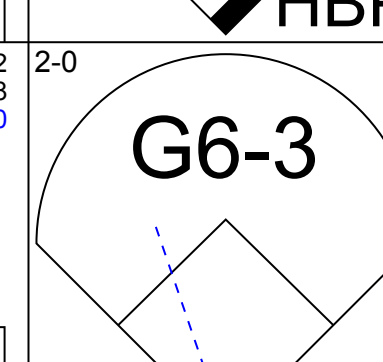

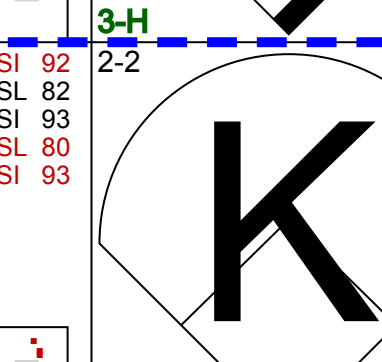

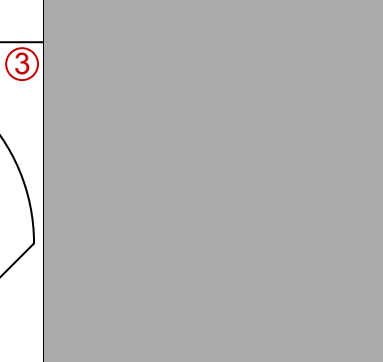


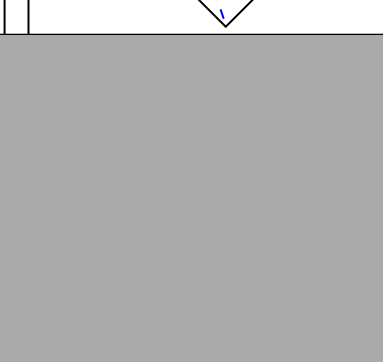
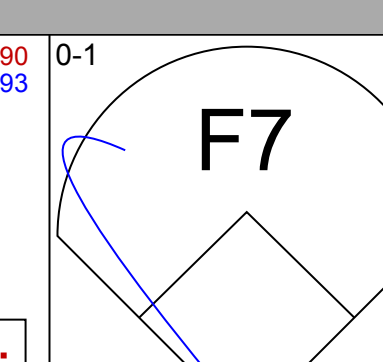
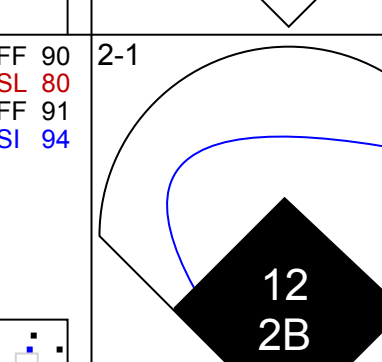
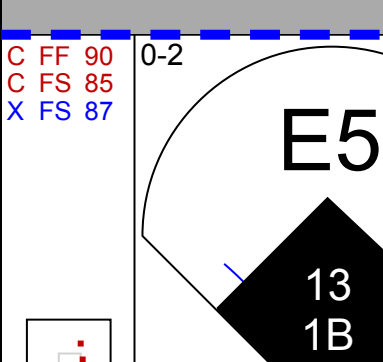
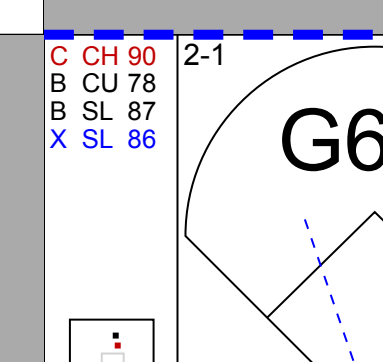



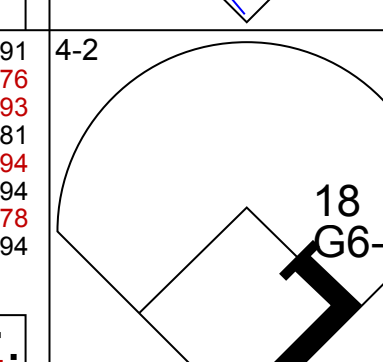
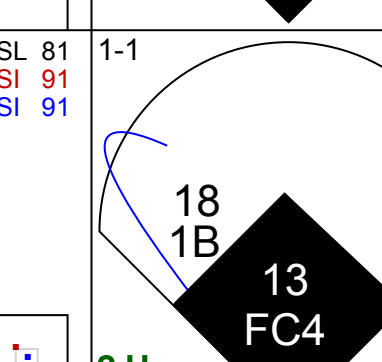
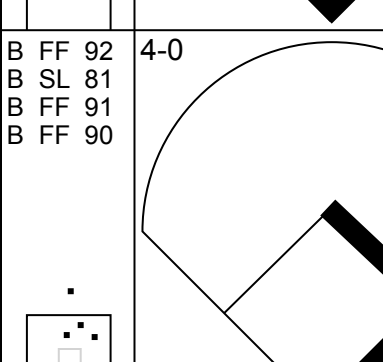
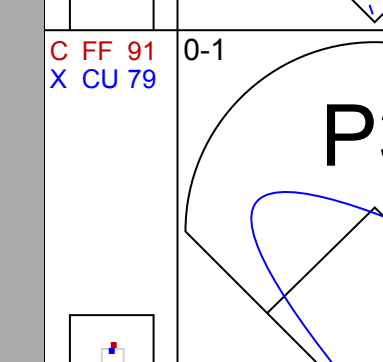



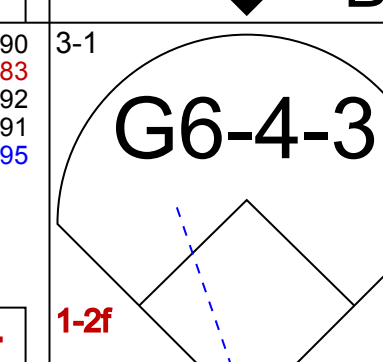
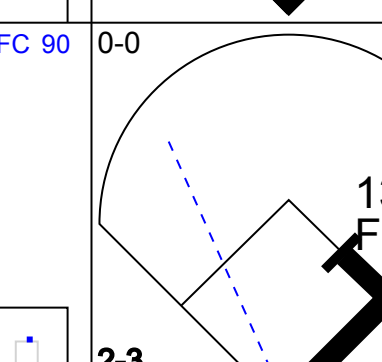
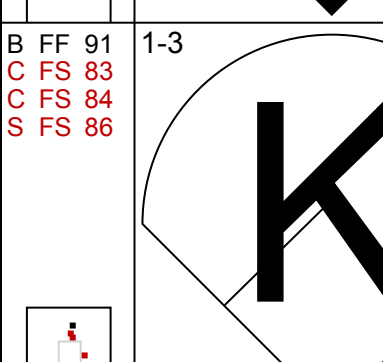
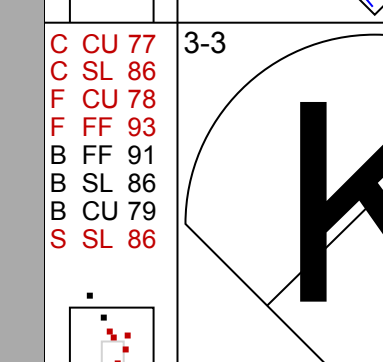




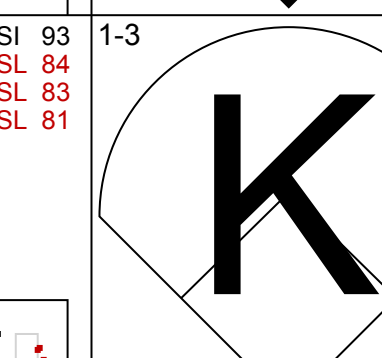
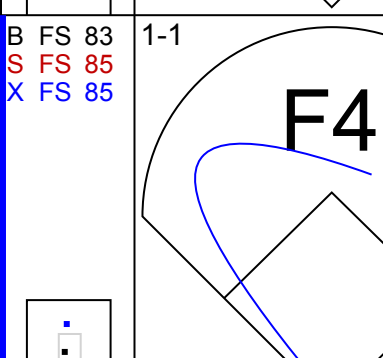
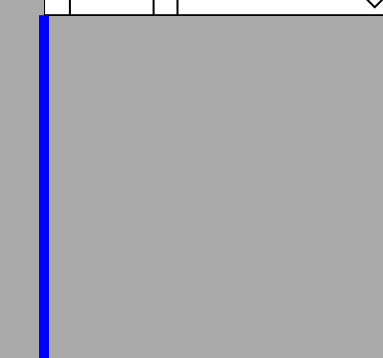
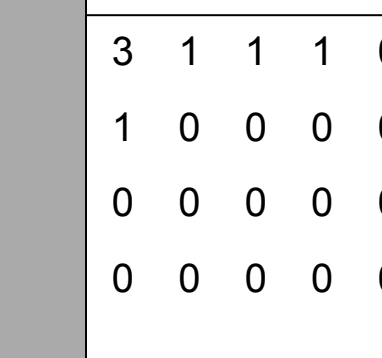

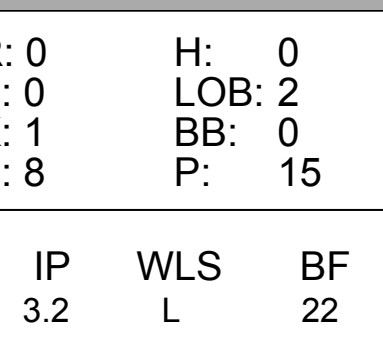
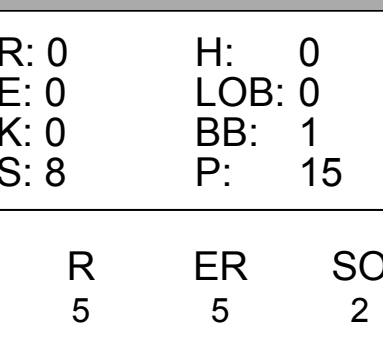
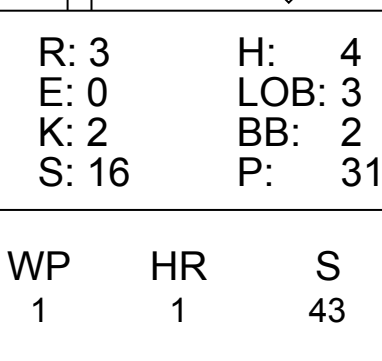
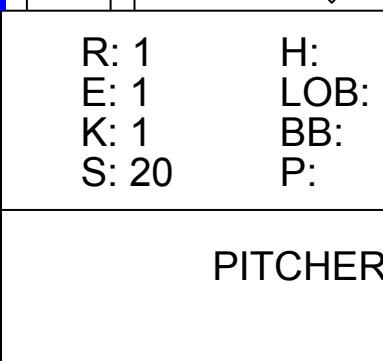
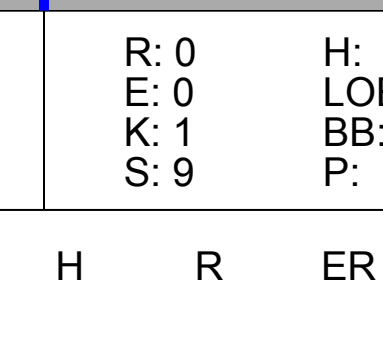
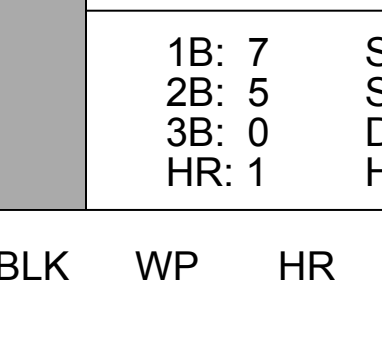








Batter	1	2	3	4	5	6	7	8	9	AB	R	H	RBI	BB	SO	LOB	TOP						
6 Drew Stubbs, R OBP: 0.326, SLG: 0.383										4	1	0	0	1	2	2							
16 Edgar Renteria, R OBP: 0.305, SLG: 0.316										4	1	1	0	0	1	0							
40 Nick Masset, R OBP: 0.324, SLG: 0.500										4	0	1	1	1	2	1							
21 Todd Frazier, R OBP: 0.333, SLG: 0.419										1	1	1	0	1	0	0							
32 Jay Bruce, L OBP: 0.346, SLG: 0.484										3	0	1	0	1	1	2							
43 Miguel Cairo, R OBP: 0.338, SLG: 0.402										4	0	1	1	0	1	4							
23 Yonder Alonso, L OBP: 0.355, SLG: 0.367										2	1	2	2	1	0	0							
33 Jose Arredondo, R OBP: 1.000, SLG: 1.000										0	0	0	0	0	0	0							
7 Paul Janish, R OBP: 0.272, SLG: 0.283										1	0	0	0	0	0	1							
55 Ramon Hernandez, R OBP: 0.353, SLG: 0.487										4	0	1	0	0	1	4							
47 Johnny Cueto, R OBP: 0.091, SLG: 0.032										1	0	0	0	0	0	0							
63 Sam LeCure, R OBP: 0.333, SLG: 0.400										0	0	0	0	0	0	0							
15 Fred Lewis, L OBP: 0.341, SLG: 0.362										2	0	0	0	0	0	1							
Inning Stats	R: 0 H: 0 E: 0 K: 2 S: 15	H: 0 LOB: 3 BB: 3 P: 32	R: 0 H: 0 E: 0 K: 0 S: 8	H: 0 LOB: 1 BB: 1 P: 15	R: 2 H: 4 E: 0 K: 1 S: 18	H: 4 LOB: 2 BB: 0 P: 24	R: 0 H: 0 E: 0 K: 1 S: 8	H: 0 LOB: 0 BB: 0 P: 9	R: 0 H: 0 E: 0 K: 1 S: 8	H: 0 LOB: 0 BB: 0 P: 14	R: 1 H: 2 E: 0 K: 1 S: 13	H: 2 LOB: 1 BB: 0 P: 23	R: 0 H: 0 E: 0 K: 2 S: 11	H: 0 LOB: 0 BB: 0 P: 17	R: 0 H: 1 E: 0 K: 1 S: 7	H: 1 LOB: 1 BB: 0 P: 10	R: 1 H: 1 E: 0 K: 0 S: 16	H: 1 LOB: 1 BB: 1 P: 26	1B: 6 2B: 1 3B: 0 HR: 1	SF: 0 SAC: 1 DP: 0 HBP: 0	WP: 0 PB: 0 SB: 0 CS: 0	PA: 40	
PITCHER	IP WLS BF H R ER SO BB IBB HBP BLK WP HR S P ERA WHIP	IP WLS BF H R ER SO BB IBB HBP BLK WP HR S P ERA WHIP	IP WLS BF H R ER SO BB IBB HBP BLK WP HR S P ERA WHIP	IP WLS BF H R ER SO BB IBB HBP BLK WP HR S P ERA WHIP	IP WLS BF H R ER SO BB IBB HBP BLK WP HR S P ERA WHIP	IP WLS BF H R ER SO BB IBB HBP BLK WP HR S P ERA WHIP	IP WLS BF H R ER SO BB IBB HBP BLK WP HR S P ERA WHIP	IP WLS BF H R ER SO BB IBB HBP BLK WP HR S P ERA WHIP	IP WLS BF H R ER SO BB IBB HBP BLK WP HR S P ERA WHIP	IP WLS BF H R ER SO BB IBB HBP BLK WP HR S P ERA WHIP	IP WLS BF H R ER SO BB IBB HBP BLK WP HR S P ERA WHIP	IP WLS BF H R ER SO BB IBB HBP BLK WP HR S P ERA WHIP	IP WLS BF H R ER SO BB IBB HBP BLK WP HR S P ERA WHIP	IP WLS BF H R ER SO BB IBB HBP BLK WP HR S P ERA WHIP	IP WLS BF H R ER SO BB IBB HBP BLK WP HR S P ERA WHIP	IP WLS BF H R ER SO BB IBB HBP BLK WP HR S P ERA WHIP	IP WLS BF H R ER SO BB IBB HBP BLK WP HR S P ERA WHIP	IP WLS BF H R ER SO BB IBB HBP BLK WP HR S P ERA WHIP	IP WLS BF H R ER SO BB IBB HBP BLK WP HR S P ERA WHIP	IP WLS BF H R ER SO BB IBB HBP BLK WP HR S P ERA WHIP	IP WLS BF H R ER SO BB IBB HBP BLK WP HR S P ERA WHIP	IP WLS BF H R ER SO BB IBB HBP BLK WP HR S P ERA WHIP	IP WLS BF H R ER SO BB IBB HBP BLK WP HR S P ERA WHIP

Cincinnati Reds @ Chicago Cubs
 Wrigley Field, Chicago, IL
 Sat Aug 06 2011, 12:10 PM - 3:20 PM CDT
 Att: 41,978 - Cloudy - 82 F

livebaseballscorecards.com

AB 34
 R 4
 H 8
 RBI 4
 BB 5
 SO 9
 LOB 17



Batter	1	2	3	4	5	6	7	8	9	AB	R	H	RBI	BB	SO	LOB	BOTTOM
13 Starlin Castro, R OBP: 0.341, SLG: 0.431										5	2	2	4	0	1	1	
15 Darwin Barney, R OBP: 0.321, SLG: 0.362										5	0	1	0	0	1	4	
16 Aramis Ramirez, R OBP: 0.309, SLG: 0.391										2	2	2	1	1	0	0	
3 Jeff Baker, R OBP: 0.309, SLG: 0.391										1	0	0	0	0	0	0	
22 Carlos Pena, L OBP: 0.347, SLG: 0.452										3	0	2	3	1	0	0	
24 Marlon Byrd, R OBP: 0.343, SLG: 0.437										5	0	0	0	0	1	7	
5 Reed Johnson, R OBP: 0.365, SLG: 0.535										5	3	2	0	0	0	0	
12 Alfonso Soriano, R OBP: 0.283, SLG: 0.462										3	2	2	1	2	0	0	
18 Geovany Soto, R OBP: 0.329, SLG: 0.420										4	1	1	0	1	2	3	
38 Carlos Zambrano, S OBP: 0.364, SLG: 0.524										3	1	1	1	0	2	5	
21 Tyler Colvin, L OBP: 0.189, SLG: 0.274										1	0	0	0	0	0	2	
29 Jeff Samardzija, R ERA: 3.64										0	0	0	0	0	0	0	
43 John Grabow, L ERA: 2.51																	

Batter	1	2	3	4	5	6	7	8	9	AB	R	H	RBI	BB	SO	LOB	TOP										
17 Dave Sappelt, R OBP: 0.200, SLG: 0.200	L8		G6-3				G5-3		K	5	1	1	0	0	1	0	Cincinnati Reds @ Chicago Cubs Wrigley Field, Chicago, IL Sun Aug 07 2011, 1:22 PM - 4:38 PM CDT Att: 39,619 - Sunny - 84 F										
16 Edgar Renteria, R OBP: 0.302, SLG: 0.328	G5-3		F9				F7		K	5	1	1	2	0	1	0											
19 Joey Volto, L OBP: 0.430, SLG: 0.517	F7		G5-3						K	5	1	2	0	0	1	0											
32 Jay Bruce, L OBP: 0.345, SLG: 0.481		F7							K	4	1	1	0	0	2	2											
21 Todd Frazier, R OBP: 0.342, SLG: 0.618		F9							K	4	2	2	3	0	0	1											
6 Drew Stubbs, R OBP: 0.329, SLG: 0.391									K	3	2	2	1	1	0	0											
29 Ryan Hanigan, R OBP: 0.109, SLG: 0.319									K	4	0	2	1	0	0	1											
7 Paul Janish, R OBP: 0.275, SLG: 0.281									K	2	0	0	0	2	0	0											
61 Bronson Arroyo, R ERA: 4.46, SLG: 0.195									K	2	0	0	0	0	0	2											
15 Fred Lewis, L OBP: 0.309, SLG: 0.300									K	1	0	0	0	0	0	0											
66 Logan Ondrusek, R ERA: 3.04									K	0	0	0	0	0	0	0											
45 Bill Bray, L ERA: 2.0									K	0	0	0	0	0	0	0											
40 Nick Masset, R ERA: 3.62									K	1	0	0	0	0	0	3											
23 Yonder Alonso, L OBP: 0.368, SLG: 0.535									K	0	0	0	0	0	0	0											
54 Aroldis Chapman, L ERA: 3.51									K	0	0	0	0	0	0	0											
48 Francisco Cordero, R ERA: 3.53									K	0	0	0	0	0	0	0											
Inning Stats	R: 0 E: 0 K: 0 S: 4	H: 0 LOB: 0 BB: 0 P: 7	R: 1 E: 0 K: 0 S: 9	H: 2 LOB: 2 BB: 1 P: 18	R: 0 E: 0 K: 0 S: 7	H: 0 LOB: 0 BB: 0 P: 11	R: 3 E: 0 K: 0 S: 11	H: 3 LOB: 0 BB: 0 P: 19	R: 2 E: 0 K: 1 S: 13	H: 3 LOB: 0 BB: 0 P: 16	R: 0 E: 0 K: 0 S: 6	H: 0 LOB: 0 BB: 0 P: 8	R: 0 E: 0 K: 0 S: 7	H: 0 LOB: 2 BB: 0 P: 12	R: 2 E: 0 K: 1 S: 18	H: 3 LOB: 2 BB: 2 P: 31	R: 0 E: 0 K: 3 S: 9	H: 0 LOB: 0 BB: 0 P: 15	1B: 6 2B: 2 3B: 0 HR: 3	SF: 0 SAC: 0 DP: 2 HBP: 0	WP: 1 PB: 0 SB: 1 CS: 0	PA: 39					
PITCHER	IP	WLS	BF	H	R	ER	SO	BB	IBB	HBP	BLK	WP	HR	S	P	ERA	WHIP										
36 Randy Wells, R ERA: 6.05	7.0		29	8	6	6	1	1	0	0	0	1	3	57	91	7.71	1.286										
45 Sean Marshall, L ERA: 3.04	0.1	L	5	3	2	2	1	1	0	0	0	0	0	14	24	54.00	12.000										
29 Jeff Samardzija, R ERA: 3.53	1.2		5	0	0	0	3	1	0	0	0	0	0	13	22	0.00	0.600										

AB	36
R	8
H	11
RBI	7
BB	3
SO	5
LOB	9



Batter	1	2	3	4	5	6	7	8	9	AB	R	H	RBI	BB	SO	LOB	BOTTOM										
13 Starlin Castro, R OBP: 0.342, SLG: 0.437	F9								K	5	2	2	1	0	1	0	Cincinnati Reds @ Chicago Cubs Wrigley Field, Chicago, IL Sun Aug 07 2011, 1:22 PM - 4:38 PM CDT Att: 39,619 - Sunny - 84 F										
1 Tony Campana, L OBP: 0.308, SLG: 0.333	K		G6-3				B1		G6-3	5	0	1	1	0	1	0											
16 Aramis Ramirez, R OBP: 0.331, SLG: 0.495	F8		F7				P4		P5	5	1	0	0	0	2	2											
22 Carlos Pena, L OBP: 0.345, SLG: 0.447		F8							G3-1	4	1	0	0	1	2	2											
24 Marlon Byrd, R OBP: 0.352, SLG: 0.449										3	1	3	2	1	0	0											
9 Blake DeWitt, L OBP: 0.296, SLG: 0.411										3	1	2	2	1	0	1											
45 Sean Marshall, L ERA: 3.04										0	0	0	0	0	0	0											
29 Jeff Samardzija, R ERA: 3.53										0	0	0	0	0	0	0											
18 Geovany Soto, R OBP: 0.325, SLG: 0.414										4	0	0	0	0	2	4											
21 Tyler Colvin, L OBP: 0.192, SLG: 0.269										2	0	0	0	1	0	0											
3 Jeff Baker, R OBP: 0.307, SLG: 0.389										1	0	0	0	0	1	0											
36 Randy Wells, R OBP: 0.167, SLG: 0.167										2	0	0	0	0	1	3											
5 Reed Johnson, R ERA: 2.63										0	1	0	0	0	0	0											
15 Darwin Barney, R OBP: 0.321, SLG: 0.361										1	0	0	0	0	1	0											
Inning Stats	R: 0 E: 0 K: 1 S: 8	H: 0 LOB: 0 BB: 0 P: 13	R: 0 E: 0 K: 1 S: 15	H: 2 LOB: 3 BB: 1 P: 24	R: 2 E: 0 K: 0 S: 16	H: 2 LOB: 1 BB: 1 P: 26	R: 0 E: 0 K: 0 S: 9	H: 0 LOB: 0 BB: 0 P: 13	R: 0 E: 0 K: 2 S: 13	H: 1 LOB: 0 BB: 1 P: 22	R: 3 E: 0 K: 2 S: 16	H: 3 LOB: 2 BB: 1 P: 31	R: 0 E: 0 K: 3 S: 13	H: 0 LOB: 0 BB: 0 P: 20	R: 0 E: 0 K: 0 S: 8	H: 0 LOB: 0 BB: 0 P: 15	1B: 4 2B: 2 3B: 0 HR: 2	SF: 0 SAC: 0 DP: 0 HBP: 1	WP: 1 PB: 0 SB: 0 CS: 0	PA: 40							
PITCHER	IP	WLS	BF	H	R	ER	SO	BB	IBB	HBP	BLK	WP	HR	S	P	ERA	WHIP										
61 Bronson Arroyo, R ERA: 5.48	1.1		26	5	4	4	4	3	0	0	0	0	0	7	11	81.00	6.000										
66 Logan Ondrusek, R ERA: 2.0	0.1	H	4	2	3	3	0	0	0	1	0	0	0	4	6	0.00	0.000										
45 Bill Bray, L ERA: 2.0	0.1	H	1	0	0	0	1	0	0	0	0	0	0	4	6	0.00	0.000										
40 Nick Masset, R ERA: 3.62	0.1	W	3	1	0	0	1	0	1	0	0	1	0	5	14	0.00	3.000										
54 Aroldis Chapman, L ERA: 3.51	1.0	H	3	0	0	0	3	0	0	0	0	0	0	13	20	0.00	0.000										
48 Francisco Cordero, R ERA: 2.45	1.0		3	0	0	0	0	0	0	0	0	0	0	8	15	0.00	0.000										

AB	35
R	7
H	8
RBI	6
BB	4
SO	9
LOB	12



Batter	1	2	3	4	5	6	7	8	9	AB	R	H	RBI	BB	SO	LOB	TOP			
24 Rick Ankiel, L (1,8) OBP: 0.312, SLG: 0.388										3	0	1	0	1	2	0	Washington Nationals @ Chicago Cubs Wrigley Field, Chicago, IL Tue Aug 09 2011, 7:09 PM - 9:50 PM CDT Att: 37,109 - Partly Cloudy - 77 F			
8 Danny Espinosa, S (1,4) OBP: 0.311, SLG: 0.418										4	0	0	0	0	1	2				
11 Ryan Zimmerman, R (1,5) OBP: 0.369, SLG: 0.440										4	0	1	0	0	1	1				
38 Michael Morse, R (1,3) OBP: 0.371, SLG: 0.562										4	1	1	1	0	2	1				
28 Javson Werth, R (1,9) OBP: 0.331, SLG: 0.378										3	1	1	0	1	2	0				
30 Jonny Gomes, R (1,7) OBP: 0.344, SLG: 0.428										4	1	2	2	0	2	1				
20 Ian Desmond, R (1,6) OBP: 0.276, SLG: 0.320										4	0	0	0	0	3	2				
3 Wilson Ramos, R (1,2) OBP: 0.318, SLG: 0.399										4	0	0	0	0	1	1				
40 Chien-Ming Wang, R (1,1)										2	0	0	0	0	1	0				
43 Brian Bixler, R (7,PH) OBP: 0.250, SLG: 0.236										1	0	0	0	0	0	0				
17 Sean Burnett, L (7,1) OBP: 1.000, SLG: 1.000										0	0	0	0	0	0	0				
36 Tyler Clippard, R (8,1)										0	0	0	0	0	0	0				
22 Drew Storen, S (9,1)										0	0	0	0	0	0	0				
Inning Stats	R: 0 E: 0 K: 2 S: 14	H: 1 LOB: 1 BB: 0 P: 18	R: 0 E: 0 K: 3 S: 12	H: 1 LOB: 1 BB: 0 P: 18	R: 0 E: 0 K: 0 S: 6	H: 1 LOB: 1 BB: 0 P: 9	R: 0 E: 0 K: 2 S: 10	H: 0 LOB: 1 BB: 1 P: 19	R: 0 E: 0 K: 1 S: 11	H: 0 LOB: 1 BB: 1 P: 20	R: 3 E: 0 K: 1 S: 15	H: 3 LOB: 0 BB: 0 P: 21	R: 0 E: 0 K: 3 S: 13	H: 0 LOB: 0 BB: 0 P: 16	R: 0 E: 0 K: 2 S: 8	H: 0 LOB: 0 BB: 0 P: 14	1B: 3 2B: 1 3B: 0 HR: 2	SF: 0 SAC: 0 DP: 0 HBP: 0	WP: 0 PB: 0 SB: 0 CS: 0	PA: 35
PITCHER	IP WLS BF H R ER SO BB IBB HBP BLK WP HR S P ERA WHIP	6.0 L 26 6 3 3 9 2 0 0 0 0 2 68 105 4.50 1.333	1.0 3 0 0 0 1 0 0 0 0 0 0 0 7 7 0.00 0.000	1.0 3 0 0 0 3 0 0 0 0 0 0 0 13 16 0.00 0.000	1.0 3 0 0 0 2 0 0 0 0 0 0 0 8 14 0.00 0.000	PITCHER					IP WLS BF H R ER SO BB IBB HBP BLK WP HR S P ERA WHIP	6.0 L 26 6 3 3 9 2 0 0 0 0 2 68 105 4.50 1.333								

AB	33
R	3
H	6
RBI	3
BB	2
SO	15
LOB	8



Batter	1	2	3	4	5	6	7	8	9	AB	R	H	RBI	BB	SO	LOB	BOTTOM			
13 Starlin Castro, R (1,6) OBP: 0.341, SLG: 0.442										4	1	1	1	0	0	2	Washington Nationals @ Chicago Cubs Wrigley Field, Chicago, IL Tue Aug 09 2011, 7:09 PM - 9:50 PM CDT Att: 37,109 - Partly Cloudy - 77 F			
15 Darwin Barney, R (1,4) OBP: 0.317, SLG: 0.358										4	0	0	0	0	0	1				
9 Blake DeWitt, L (1,5) OBP: 0.289, SLG: 0.402										4	0	0	0	0	0	1				
22 Carlos Pena, L (1,3) OBP: 0.346, SLG: 0.444										2	0	0	0	2	0	0				
24 Marlon Byrd, R (1,8) OBP: 0.350, SLG: 0.445										3	0	0	0	0	1	2				
12 Alfonso Soriano, R (1,7) OBP: 0.283, SLG: 0.460										4	0	1	0	0	0	2				
21 Tyler Colvin, L (1,9) OBP: 0.188, SLG: 0.262										3	0	0	0	0	1	1				
18 Geovany Soto, R (1,2) OBP: 0.325, SLG: 0.411										2	0	0	0	1	1	0				
22 Matt Garza, R (1,1) OBP: 0.288, SLG: 0.388										0	0	0	0	0	0	0				
1 Tony Campanaro, L (6,PH) OBP: 0.342, SLG: 0.390										1	0	0	0	0	0	0				
40 James Russell, L (7,1) OBP: 0.225, SLG: 0.125										0	0	0	0	0	0	0				
34 Kerry Wood, R (8,1)										0	0	0	0	0	0	0				
5 Reed Johnson, R (8,PH) OBP: 0.396, SLG: 0.493										1	0	0	0	0	1	0				
49 Carlos Marmol, R (9,1)										0	0	0	0	0	0	0				
Inning Stats	R: 0 E: 0 K: 0 S: 9	H: 0 LOB: 0 BB: 0 P: 11	R: 0 E: 0 K: 0 S: 8	H: 0 LOB: 0 BB: 0 P: 14	R: 0 E: 0 K: 0 S: 11	H: 0 LOB: 1 BB: 1 P: 17	R: 0 E: 0 K: 0 S: 6	H: 0 LOB: 1 BB: 1 P: 12	R: 0 E: 0 K: 1 S: 8	H: 1 LOB: 1 BB: 0 P: 11	R: 0 E: 0 K: 1 S: 9	H: 1 LOB: 1 BB: 0 P: 12	R: 1 E: 0 K: 1 S: 10	H: 1 LOB: 0 BB: 0 P: 17	R: 0 E: 0 K: 1 S: 12	H: 0 LOB: 1 BB: 1 P: 20	1B: 2 2B: 0 3B: 0 HR: 1	SF: 0 SAC: 1 DP: 1 HBP: 1	WP: 0 PB: 0 SB: 1 CS: 0	PA: 33
PITCHER	IP WLS BF H R ER SO BB IBB HBP BLK WP HR S P ERA WHIP	6.0 W 21 1 0 0 1 2 0 0 0 0 0 9 12 0.00 0.500	1.0 H 4 1 0 0 1 0 0 0 0 0 0 9 12 0.00 1.000	1.0 H 4 1 1 1 1 0 0 0 0 0 1 10 17 9.00 1.000	1.0 S 4 0 0 0 1 1 0 0 0 0 0 12 20 0.00 1.000	PITCHER					IP WLS BF H R ER SO BB IBB HBP BLK WP HR S P ERA WHIP	6.0 W 21 1 0 0 1 2 0 0 0 0 0 9 12 0.00 0.500								

AB	28
R	1
H	3
RBI	1
BB	3
SO	4
LOB	9



Batter	1	2	3	4	5	6	7	8	9	AB	R	H	RBI	BB	SO	LOB	TOP
24 Rick Ankiel, L (1,8) OBP: 0.311, SLG: 0.390	F7		K				K			4	0	1	0	0	2	1	Washington Nationals @ Chicago Cubs Wrigley Field, Chicago, IL Wed Aug 10 2011, 7:07 PM - 9:52 PM CDT Att: 38,010 - Partly Cloudy - 70 F
8 Danny Espinosa, S (1,4) OBP: 0.311, SLG: 0.416	G3		F9				G4-3			4	0	1	0	0	0	2	
11 Ryan Zimmerman, R (1,5) OBP: 0.367, SLG: 0.437										4	1	1	0	0	0	1	
38 Michael Morse, R (1,3) OBP: 0.367, SLG: 0.556	FC6									4	0	0	0	0	1	0	
28 Javson Werth, R (1,9)	K									4	1	2	1	0	2	1	
30 Jonny Gomes, R (1,7) OBP: 0.339, SLG: 0.421										4	0	0	0	0	3	1	
20 Ian Desmond, R (1,6) OBP: 0.273, SLG: 0.316										4	0	0	0	0	2	0	
26 Jesus Flores, R (1,2) OBP: 0.282, SLG: 0.324										3	0	2	0	0	0	0	
48 Ross Detwiler, R (1,1) OBP: 0.167, SLG: 0.167										2	0	0	0	0	0	1	
23 Collin Balester, R (6,1)										0	0	0	0	0	0	0	
19 Laynce Nix, L (7,PH) OBP: 0.299, SLG: 0.470										1	0	0	0	0	0	1	
63 Henry Alberto Rodriguez, R (9,1)										0	0	0	0	0	0	0	
Inning Stats	R: 1 H: 1 E: 0 K: 1 S: 12	H: 1 LOB: 1 BB: 0 P: 20	R: 0 H: 0 E: 0 K: 1 S: 8	H: 0 LOB: 0 BB: 0 P: 12	R: 0 H: 0 E: 0 K: 1 S: 12	H: 0 LOB: 0 BB: 0 P: 17	R: 0 H: 1 E: 0 K: 1 S: 12	H: 2 LOB: 1 BB: 0 P: 18	R: 0 H: 1 E: 0 K: 1 S: 9	H: 1 LOB: 0 BB: 0 P: 9	R: 0 H: 1 E: 0 K: 0 S: 10	H: 1 LOB: 0 BB: 0 P: 15	R: 0 H: 1 E: 0 K: 3 S: 15	H: 0 LOB: 0 BB: 0 P: 22	1B: 4 2B: 2 3B: 0 HR: 1	SF: 0 SAC: 0 DP: 1 HBP: 0	WP: 0 PA: 34 PB: 0 SB: 0 CS: 0
PITCHER	IP WLS BF H R ER SO BB IBB HBP BLK WP HR S P ERA WHIP																
50 Rodrigo Lopez, R (1,1) ERA: 4.78	5.2 W 23 5 2 1 4 0 0 0 0 0 0 1 59 89 1.59 0.882																
29 Jeff Samardzija, R (6,1) ERA: 3.5	0.2 H 3 1 0 0 2 0 0 0 0 0 0 0 9 11 0.00 1.500																
45 Sean Marshall, L (7,1) ERA: 2.95	1.2 H 5 1 0 0 1 0 0 0 0 0 0 0 13 19 0.00 0.600																
49 Carlos Marmol, R (9,1) ERA: 3.48	1.0 S 3 0 0 0 3 0 0 0 0 0 0 0 15 22 0.00 0.000																

Batter	1	2	3	4	5	6	7	8	9	AB	R	H	RBI	BB	SO	LOB	BOTTOM		
13 Starlin Castro, R (1,6) OBP: 0.341, SLG: 0.440			K				K			4	0	1	0	0	3	4	Washington Nationals @ Chicago Cubs Wrigley Field, Chicago, IL Wed Aug 10 2011, 7:07 PM - 9:52 PM CDT Att: 38,010 - Partly Cloudy - 70 F		
5 Reed Johnson, R (1,9) OBP: 0.381, SLG: 0.562										4	1	4	1	0	0	0			
16 Aramis Ramirez, R (1,5) OBP: 0.328, SLG: 0.490										4	0	0	0	0	0	3			
3 Jeff Baker, R (1,3) OBP: 0.301, SLG: 0.381										3	0	0	0	0	1	1			
22 Carlos Pena, L (7,PH) OBP: 0.346, SLG: 0.443										1	0	0	0	0	0	1			
18 Geovany Soto, R (1,2) OBP: 0.327, SLG: 0.421										3	2	1	1	1	0	1			
24 Marlon Byrd, R (1,8) OBP: 0.346, SLG: 0.439										4	0	0	0	0	1	1			
12 Alfonso Soriano, R (1,7) ERA: 3.2										3	1	2	2	1	0	0			
1 Tony Campana, L (6,PR) OBP: 0.314, SLG: 0.340										0	0	0	0	0	0	0			
15 Darwin Barney, R (1,4) OBP: 0.319, SLG: 0.360										3	0	1	0	1	1	1			
50 Rodrigo Lopez, R (1,1) OBP: 0.143, SLG: 0.143										2	0	1	0	0	1	0			
29 Jeff Samardzija, R (6,1) ERA: 4.86										1	0	0	0	0	1	1			
45 Sean Marshall, L (7,1) ERA: 2.95										0	0	0	0	0	0	0			
9 Blake DeWitt, L (8,PH) OBP: 0.288, SLG: 0.400										1	0	0	0	0	0	2			
49 Carlos Marmol, R (9,1) ERA: 3.48										0	0	0	0	0	0	0			
Inning Stats	R: 0 H: 2 E: 0 K: 0 S: 7	H: 1 LOB: 1 BB: 0 P: 12	R: 1 H: 1 E: 0 K: 1 S: 11	H: 1 LOB: 0 BB: 0 P: 14	R: 0 H: 1 E: 0 K: 2 S: 12	H: 1 LOB: 1 BB: 0 P: 15	R: 1 H: 2 E: 0 K: 2 S: 13	H: 2 LOB: 3 BB: 2 P: 26	R: 1 H: 1 E: 0 K: 0 S: 11	H: 1 LOB: 0 BB: 0 P: 17	R: 1 H: 2 E: 0 K: 3 S: 12	H: 1 LOB: 1 BB: 0 P: 16	R: 0 H: 1 E: 0 K: 0 S: 8	H: 0 LOB: 2 BB: 1 P: 11	R: 0 H: 0 E: 0 K: 0 S: 13	H: 0 LOB: 2 BB: 1 P: 24	1B: 5 2B: 2 3B: 0 HR: 3	SF: 0 SAC: 0 DP: 0 HBP: 0	WP: 0 PA: 36 PB: 0 SB: 1 CS: 0
PITCHER	IP WLS BF H R ER SO BB IBB HBP BLK WP HR S P ERA WHIP																		
48 Ross Detwiler, L (1,1) ERA: 4.86	5.0 L 23 7 3 3 3 1 1 0 0 0 0 2 54 84 5.40 1.600																		
23 Collin Balester, R (6,1) ERA: 4.86	1.0 5 2 1 1 3 0 0 0 0 0 0 1 12 16 9.00 2.000																		
63 Henry Alberto Rodriguez, R (1,1) ERA: 4.36	2.0 8 1 0 0 0 1 0 0 0 0 0 0 21 35 0.00 1.000																		

AB	34
R	2
H	7
RBI	1
BB	0
SO	10
LOB	8



AB	33
R	4
H	10
RBI	4
BB	3
SO	8
LOB	15




Batter	1	2	3	4	5	6	7	8	9	AB	R	H	RBI	BB	SO	LOB	TOP					
13 Starlin Castro, R OBP: 0.341, SLG: 0.444										5	1	4	2	0	0	0	Chicago Cubs @ Atlanta Braves Turner Field, Atlanta, GA Sat Aug 13 2011, 7:11 PM - 10:21 PM EDT Att: 49,781 - Clear - 91 F					
15 Darwin Barney, R OBP: 0.324, SLG: 0.362										5	1	4	1	0	0	1						
16 Aramis Ramirez, R OBP: 0.330, SLG: 0.498										4	1	1	1	0	1	4						
22 Carlos Pena, L OBP: 0.342, SLG: 0.446										5	0	1	2	0	1	5						
24 Marlon Byrd, R OBP: 0.341, SLG: 0.433										5	0	0	0	0	2	4						
12 Alfonso Soriano, R OBP: 0.287, SLG: 0.474										4	0	1	0	0	1	0						
1 Tony Campana, L OBP: 0.315, SLG: 0.340										1	1	1	0	0	0	0						
21 Tyler Colvin, L OBP: 0.193, SLG: 0.287										5	2	2	0	0	0	2						
49 Carlos Marmol, R ERA: 3.61										0	0	0	0	0	0	0						
18 Geovany Soto, R OBP: 0.319, SLG: 0.408										5	1	0	1	0	2	5						
36 Randy Wells, R OBP: 0.154, SLG: 0.152										2	0	0	0	0	1	1						
29 Jeff Samardzija, R ERA: 4.88										0	0	0	0	0	0	0						
45 Sean Marshall, L ERA: 2.89										0	0	0	0	0	0	0						
9 Blaine DeWitt, L OBP: 0.225, SLG: 0.325										1	1	0	1	0	0	2						
32 Ramon Ortiz, R ERA: 7.08										0	0	0	0	0	0	0						
40 James Russell, L ERA: 4.24										0	0	0	0	0	0	0						
5 Reed Johnson, R OBP: 0.282, SLG: 0.355										0	0	0	0	0	0	0						
Inning Stats	R: 1 H: 2 E: 0 K: 0 S: 11	H: 2 LOB: 1 BB: 0 P: 13	R: 0 H: 1 E: 0 K: 1 S: 9	H: 1 LOB: 1 BB: 0 P: 17	R: 0 H: 2 E: 0 K: 2 S: 15	H: 2 LOB: 2 BB: 0 P: 23	R: 0 H: 0 E: 0 K: 2 S: 9	H: 0 LOB: 0 BB: 0 P: 14	R: 2 H: 3 E: 0 K: 1 S: 14	H: 3 LOB: 1 BB: 0 P: 22	R: 2 H: 2 E: 0 K: 0 S: 8	H: 2 LOB: 1 BB: 0 P: 8	R: 0 H: 0 E: 0 K: 1 S: 8	H: 0 LOB: 0 BB: 0 P: 10	R: 3 H: 3 E: 1 K: 1 S: 24	H: 3 LOB: 2 BB: 0 P: 35	R: 0 H: 1 E: 0 K: 0 S: 8	H: 1 LOB: 2 BB: 0 P: 12	1B: 11 2B: 2 3B: 1 HR: 0	SF: 1 SAC: 1 DP: 0 HBP: 0	WP: 0 PA: 44 PB: 0 SB: 0 CS: 0	
PITCHER	IP WLS BF H R ER SO BB IBB HBP BLK WP HR S P ERA WHIP	IP WLS BF H R ER SO BB IBB HBP BLK WP HR S P ERA WHIP	IP WLS BF H R ER SO BB IBB HBP BLK WP HR S P ERA WHIP	IP WLS BF H R ER SO BB IBB HBP BLK WP HR S P ERA WHIP	IP WLS BF H R ER SO BB IBB HBP BLK WP HR S P ERA WHIP	IP WLS BF H R ER SO BB IBB HBP BLK WP HR S P ERA WHIP	IP WLS BF H R ER SO BB IBB HBP BLK WP HR S P ERA WHIP	IP WLS BF H R ER SO BB IBB HBP BLK WP HR S P ERA WHIP	IP WLS BF H R ER SO BB IBB HBP BLK WP HR S P ERA WHIP	IP WLS BF H R ER SO BB IBB HBP BLK WP HR S P ERA WHIP	IP WLS BF H R ER SO BB IBB HBP BLK WP HR S P ERA WHIP	IP WLS BF H R ER SO BB IBB HBP BLK WP HR S P ERA WHIP	IP WLS BF H R ER SO BB IBB HBP BLK WP HR S P ERA WHIP	IP WLS BF H R ER SO BB IBB HBP BLK WP HR S P ERA WHIP	IP WLS BF H R ER SO BB IBB HBP BLK WP HR S P ERA WHIP	IP WLS BF H R ER SO BB IBB HBP BLK WP HR S P ERA WHIP	IP WLS BF H R ER SO BB IBB HBP BLK WP HR S P ERA WHIP	IP WLS BF H R ER SO BB IBB HBP BLK WP HR S P ERA WHIP	IP WLS BF H R ER SO BB IBB HBP BLK WP HR S P ERA WHIP	IP WLS BF H R ER SO BB IBB HBP BLK WP HR S P ERA WHIP	IP WLS BF H R ER SO BB IBB HBP BLK WP HR S P ERA WHIP	IP WLS BF H R ER SO BB IBB HBP BLK WP HR S P ERA WHIP

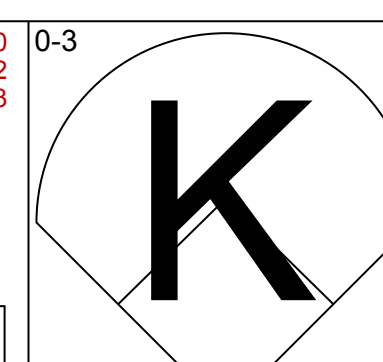
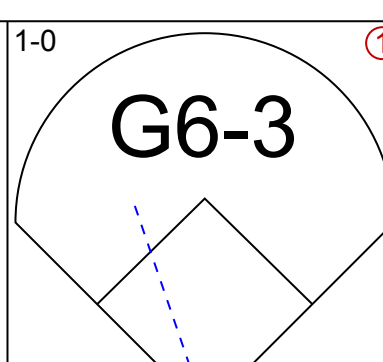
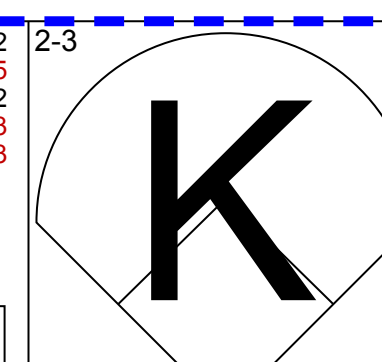
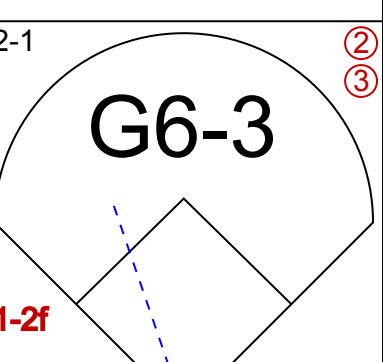
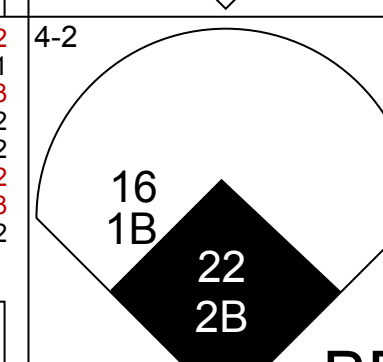
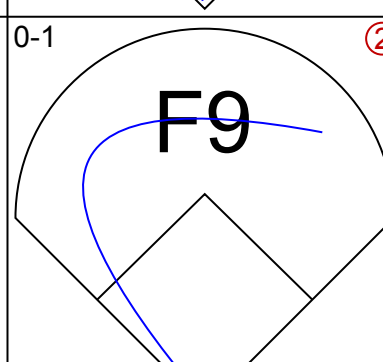
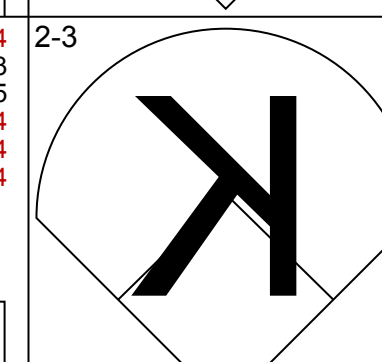
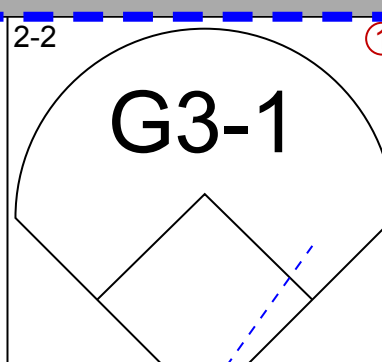
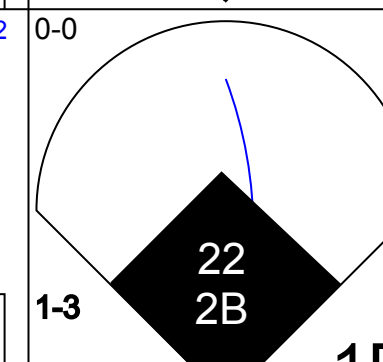
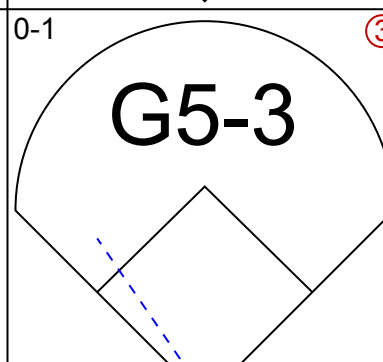
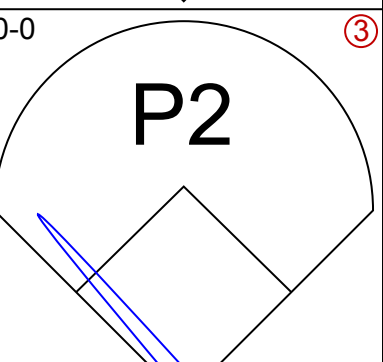
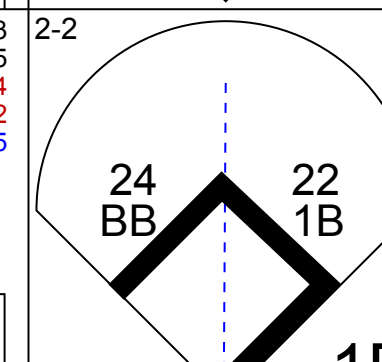
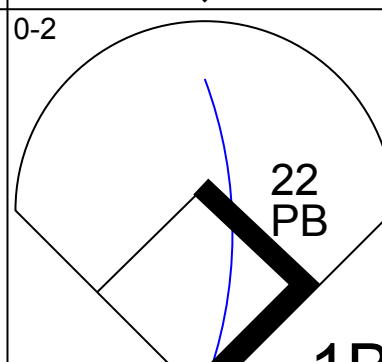
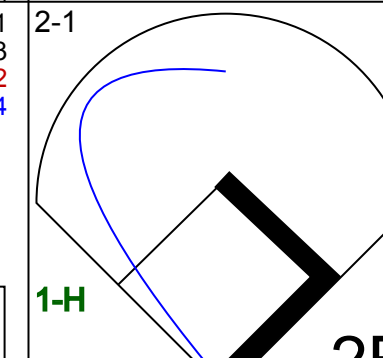
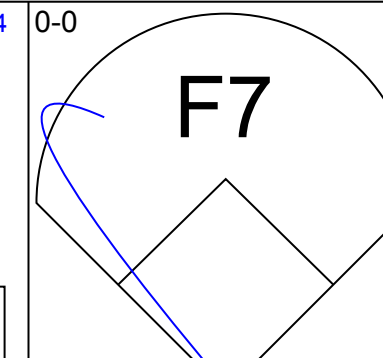
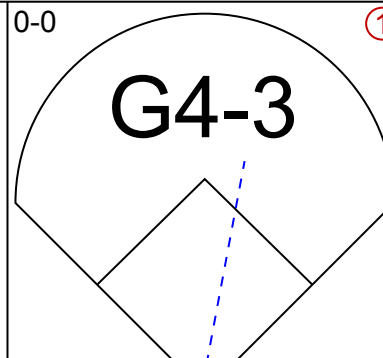
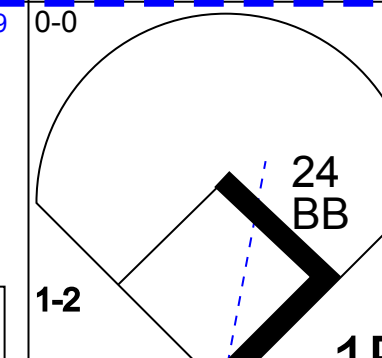
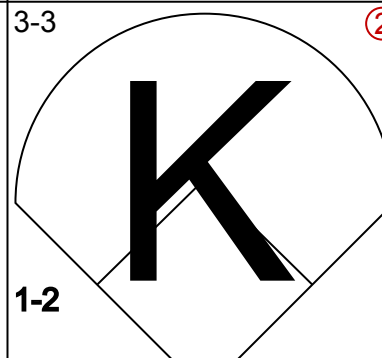
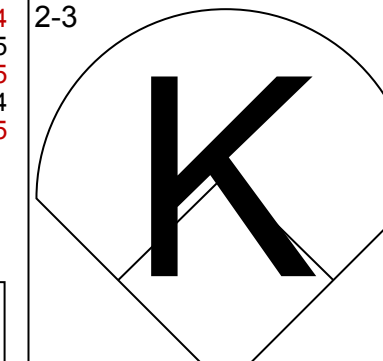
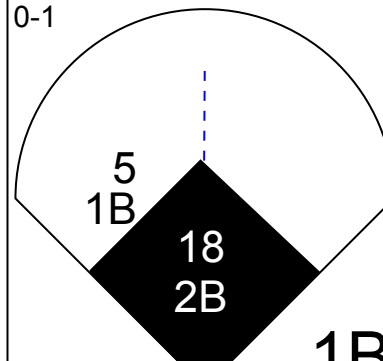
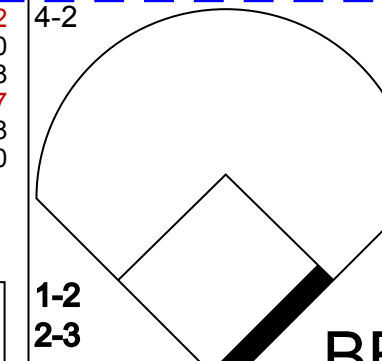
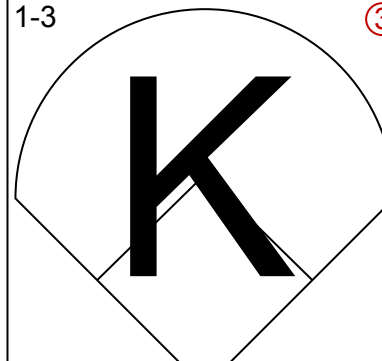
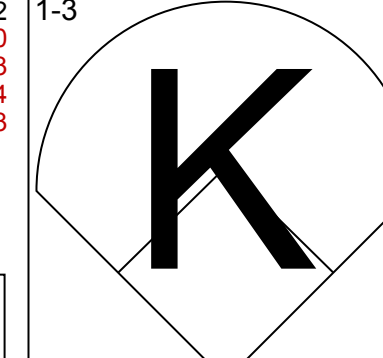
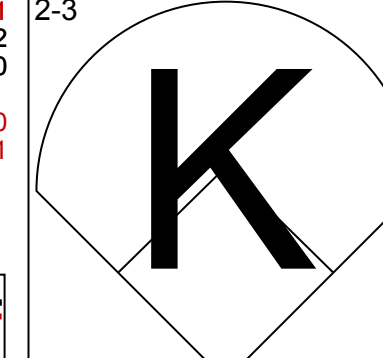
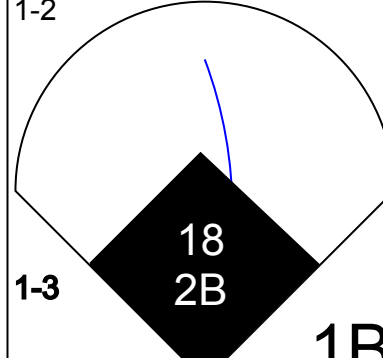
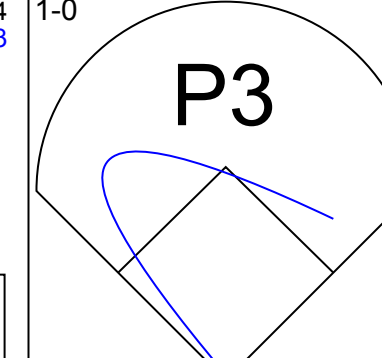
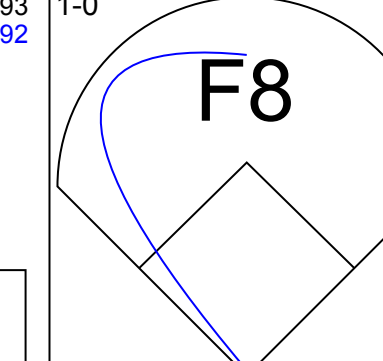
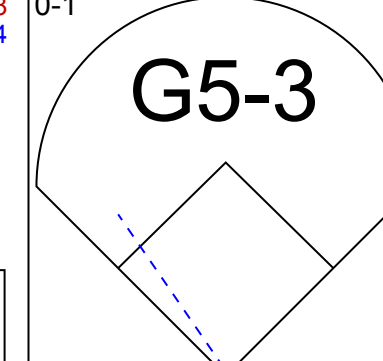
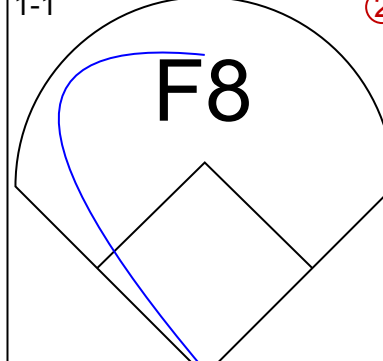
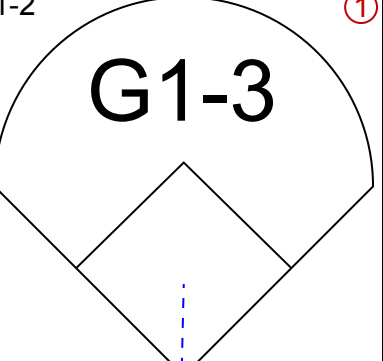
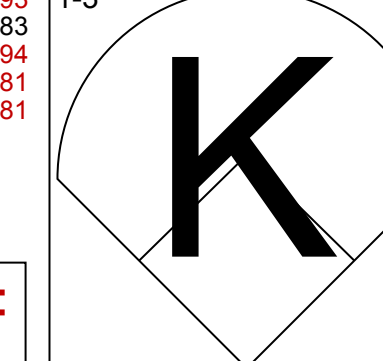
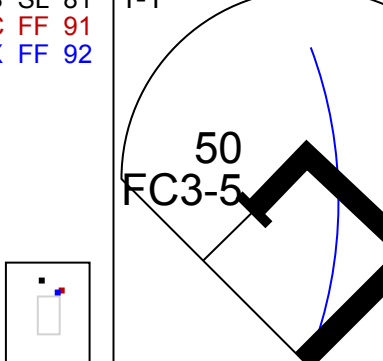
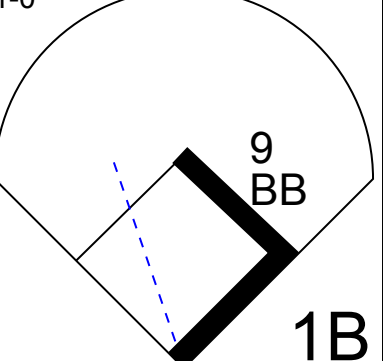
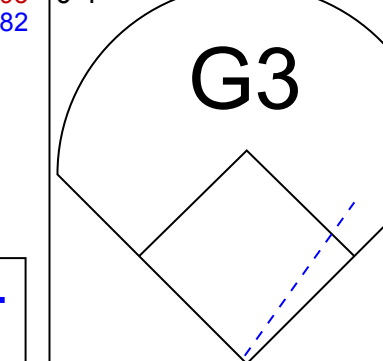
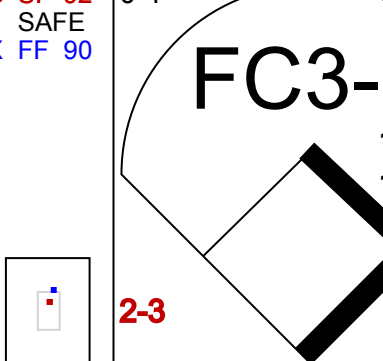
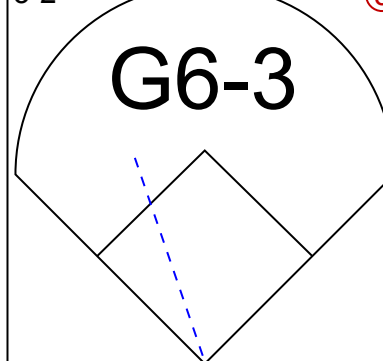
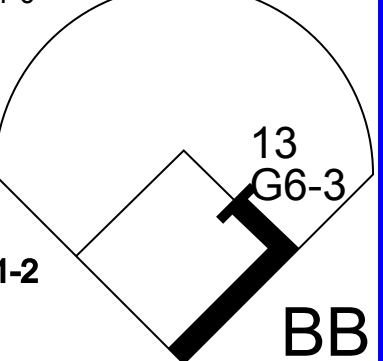
AB	42
R	8
H	14
RBI	8
BB	0
SO	8
LOB	24



Batter	1	2	3	4	5	6	7	8	9	AB	R	H	RBI	BB	SO	LOB	BOTTOM					
24 Michael Bourn, L OBP: 0.359, SLG: 0.395										5	0	1	0	0	0	0	Chicago Cubs @ Atlanta Braves Turner Field, Atlanta, GA Sat Aug 13 2011, 7:11 PM - 10:21 PM EDT Att: 49,781 - Clear - 91 F					
14 Martin Prado, R OBP: 0.321, SLG: 0.417										5	1	1	0	0	0	1						
5 Freddie Freeman, L OBP: 0.363, SLG: 0.475										5	0	2	0	0	0	1						
26 Dan Uggla, R OBP: 0.300, SLG: 0.453										3	2	2	1	1	0	1						
10 Chipper Jones, S OBP: 0.345, SLG: 0.450										4	1	3	1	0	0	2						
2 Alex Gonzalez, R OBP: 0.260, SLG: 0.342										5	0	1	1	0	0	4						
8 David Ross, R OBP: 0.338, SLG: 0.427										4	0	2	0	0	1	2						
17 Jose Constanza, L OBP: 0.400, SLG: 0.547										4	0	0	1	0	0	5						
32 Derek Lowe, R OBP: 0.256, SLG: 0.250										2	0	0	0	0	0	2						
7 Brooks Conrad, S ERA: 3.59										1	0	0	0	0	0	2						
50 Cristian Martinez, R OBP: 0.337, SLG: 0.425										0	0	0	0	0	0	0						
38 Anthony Varvaro, R ERA: 3.59										0	0	0	0	0	0	0						
20 Eric Hinske, L OBP: 0.325, SLG: 0.520										1	0	0	0	0	0	1						
52 George Sherrill, L ERA: 3.12										0	0	0	0	0	0	0						
Inning Stats	R: 0 H: 2 E: 0 K: 0 S: 10	H: 2 LOB: 2 BB: 0 P: 17	R: 0 H: 0 E: 0 K: 1 S: 7	H: 0 LOB: 0 BB: 0 P: 7	R: 0 H: 1 E: 0 K: 0 S: 11	H: 1 LOB: 1 BB: 0 P: 17	R: 1 H: 3 E: 0 K: 0 S: 12	H: 3 LOB: 2 BB: 0 P: 17	R: 0 H: 0 E: 0 K: 0 S: 7	H: 0 LOB: 0 BB: 0 P: 12	R: 1 H: 2 E: 0 K: 0 S: 10	H: 2 LOB: 2 BB: 0 P: 17	R: 0 H: 0 E: 0 K: 0 S: 5	H: 0 LOB: 1 BB: 0 P: 8	R: 1 H: 2 E: 0 K: 1 S: 12	H: 2 LOB: 1 BB: 0 P: 20	R: 1 H: 2 E: 0 K: 0 S: 16	H: 2 LOB: 2 BB: 1 P: 24	1B: 9 2B: 2 3B: 0 HR: 1	SF: 1 SAC: 0 DP: 0 HBP: 1	WP: 0 PA: 42 PB: 0 SB: 1 CS: 0	
PITCHER	IP WLS BF H R ER SO BB IBB HBP BLK WP HR S P ERA WHIP	IP WLS BF H R ER SO BB IBB HBP BLK WP HR S P ERA WHIP	IP WLS BF H R ER SO BB IBB HBP BLK WP HR S P ERA WHIP	IP WLS BF H R ER SO BB IBB HBP BLK WP HR S P ERA WHIP	IP WLS BF H R ER SO BB IBB HBP BLK WP HR S P ERA WHIP	IP WLS BF H R ER SO BB IBB HBP BLK WP HR S P ERA WHIP	IP WLS BF H R ER SO BB IBB HBP BLK WP HR S P ERA WHIP	IP WLS BF H R ER SO BB IBB HBP BLK WP HR S P ERA WHIP	IP WLS BF H R ER SO BB IBB HBP BLK WP HR S P ERA WHIP	IP WLS BF H R ER SO BB IBB HBP BLK WP HR S P ERA WHIP	IP WLS BF H R ER SO BB IBB HBP BLK WP HR S P ERA WHIP	IP WLS BF H R ER SO BB IBB HBP BLK WP HR S P ERA WHIP	IP WLS BF H R ER SO BB IBB HBP BLK WP HR S P ERA WHIP	IP WLS BF H R ER SO BB IBB HBP BLK WP HR S P ERA WHIP	IP WLS BF H R ER SO BB IBB HBP BLK WP HR S P ERA WHIP	IP WLS BF H R ER SO BB IBB HBP BLK WP HR S P ERA WHIP	IP WLS BF H R ER SO BB IBB HBP BLK WP HR S P ERA WHIP	IP WLS BF H R ER SO BB IBB HBP BLK WP HR S P ERA WHIP	IP WLS BF H R ER SO BB IBB HBP BLK WP HR S P ERA WHIP	IP WLS BF H R ER SO BB IBB HBP BLK WP HR S P ERA WHIP	IP WLS BF H R ER SO BB IBB HBP BLK WP HR S P ERA WHIP	IP WLS BF H R ER SO BB IBB HBP BLK WP HR S P ERA WHIP

AB	39
R	4
H	12
RBI	4
BB	1
SO	2
LOB	21

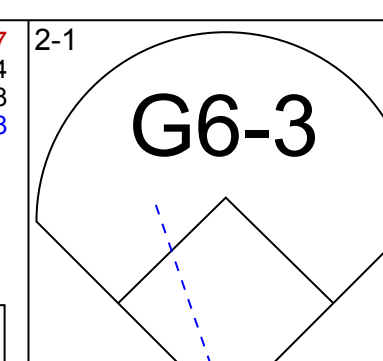
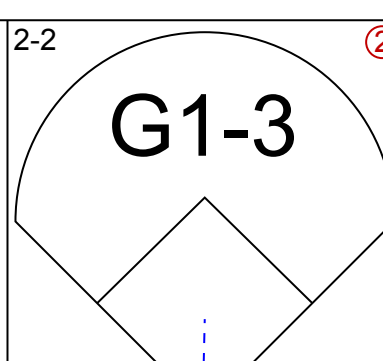
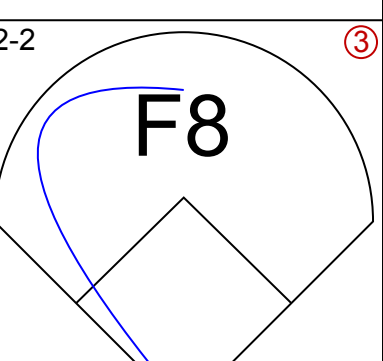
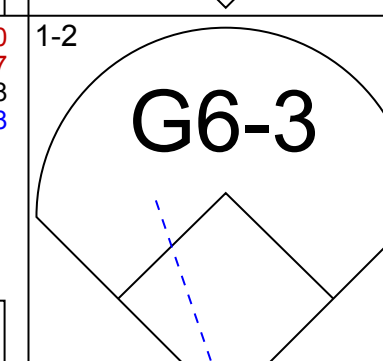
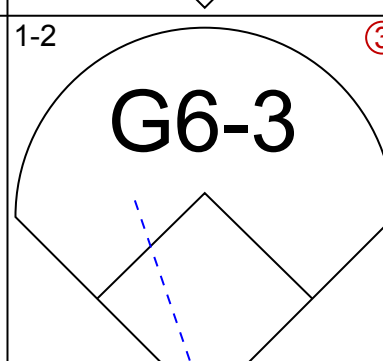
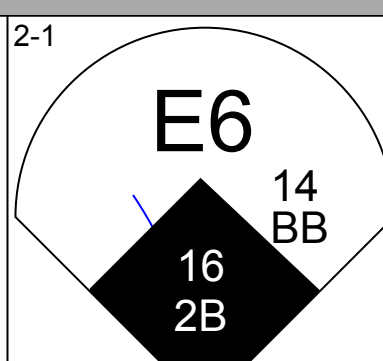
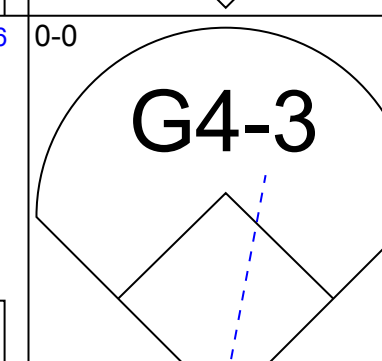
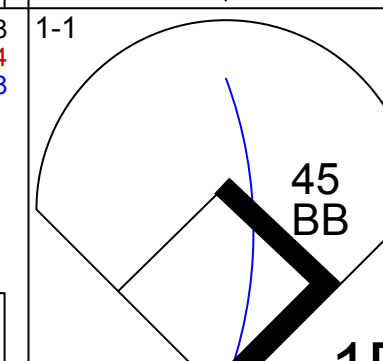
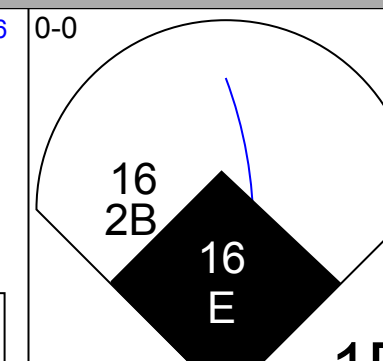
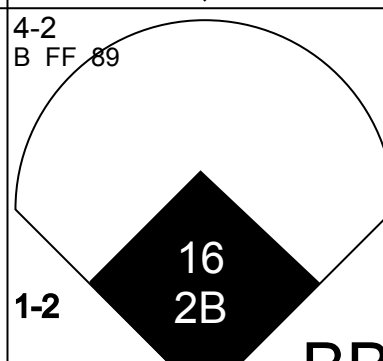
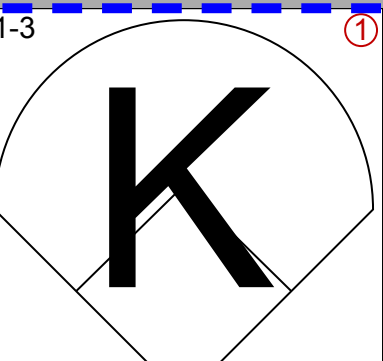
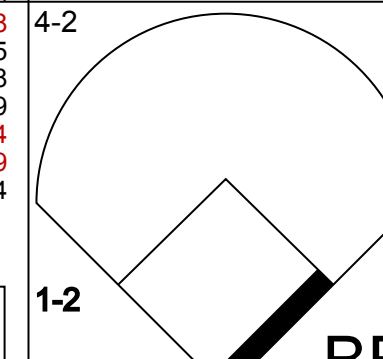
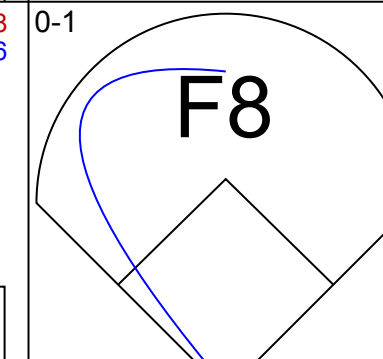
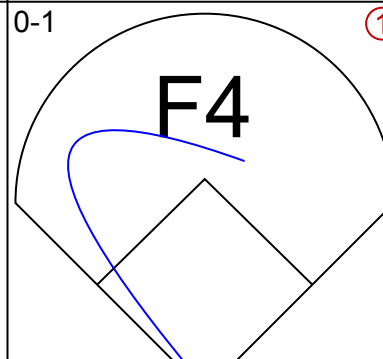
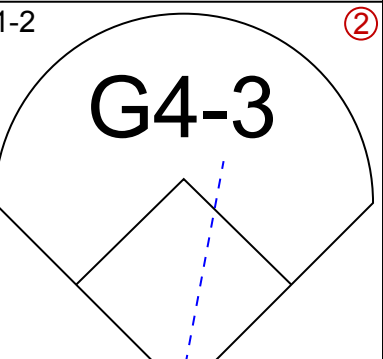
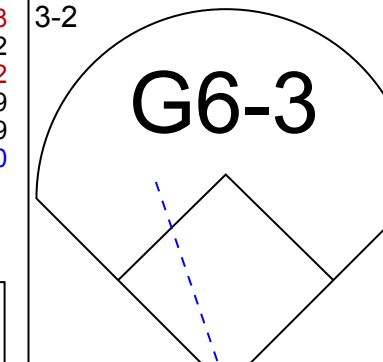
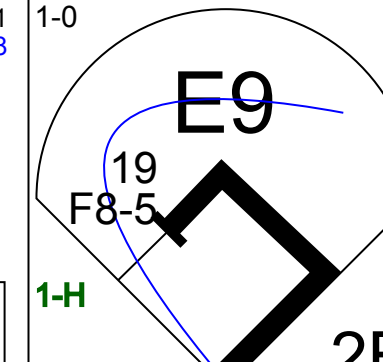
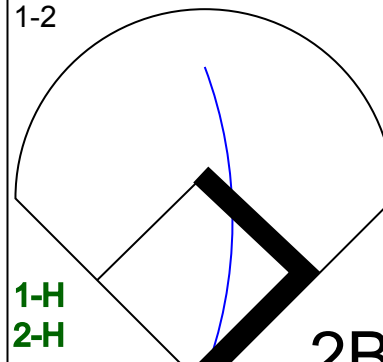
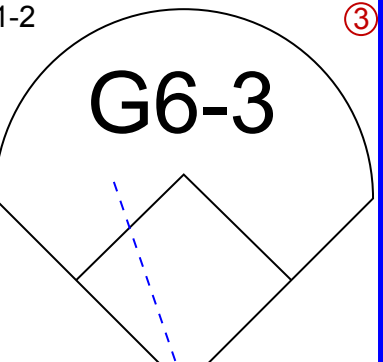

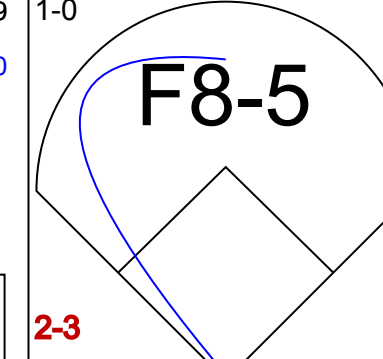
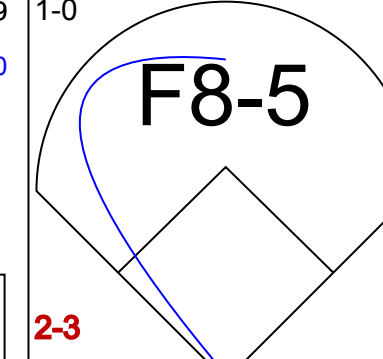
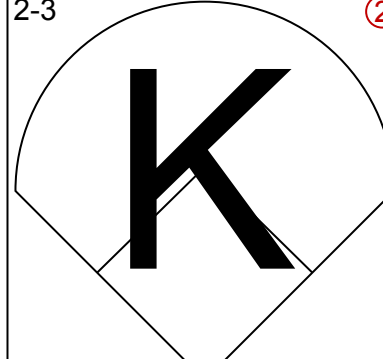

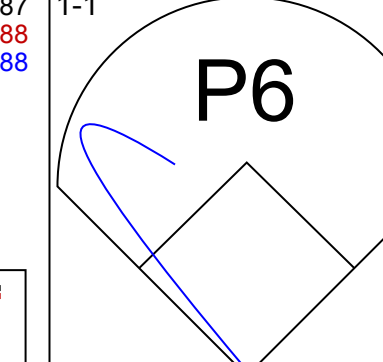

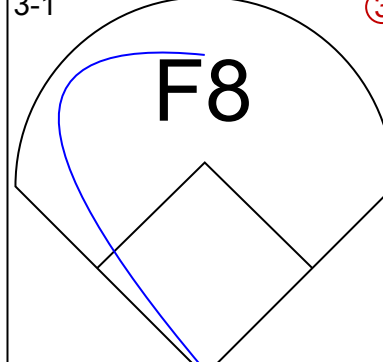
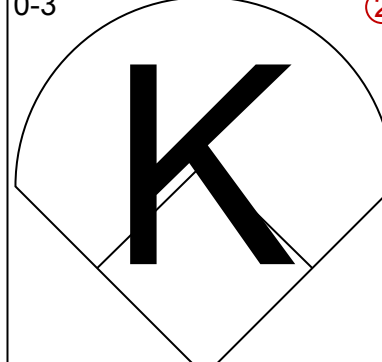
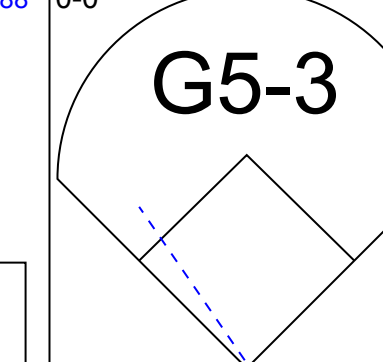

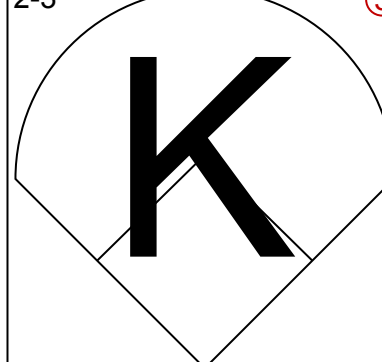



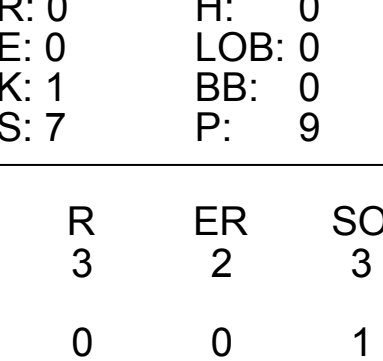
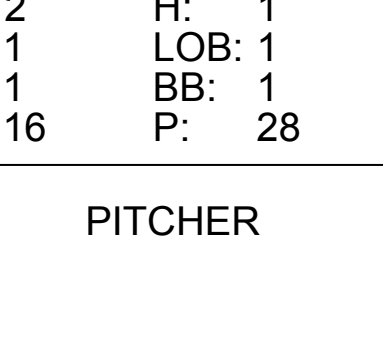
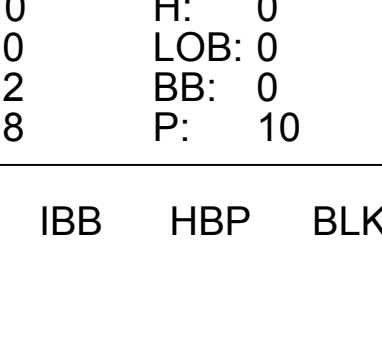






Batter	1	2	3	4	5	6	7	8	9	AB	R	H	RBI	BB	SO	LOB	TOP		
13 Starlin Castro, R OBP: 0.336, SLG: 0.437										5	0	1	0	0	2	2			
15 Darwin Barney, R OBP: 0.325, SLG: 0.361										4	1	0	0	1	2	2			
16 Aramis Ramirez, R OBP: 0.335, SLG: 0.500										5	1	3	0	0	0	2			
22 Carlos Pena, L OBP: 0.341, SLG: 0.454										5	0	2	2	0	1	1			
24 Marlon Byrd, R OBP: 0.350, SLG: 0.436										3	1	1	0	2	2	2			
5 Reed Johnson, R OBP: 0.386, SLG: 0.554										4	1	1	0	0	2	5			
21 Tyler Colvin, L OBP: 0.189, SLG: 0.277										4	0	0	0	0	0	3			
18 Geovany Soto, R OBP: 0.325, SLG: 0.414										4	0	3	2	0	1	0			
50 Rodrigo Lopez, R OBP: 0.118, SLG: 0.118										3	0	0	0	0	0	2			
40 James Russell, L OBP: 0.126, SLG: 0.126										0	0	0	0	0	0	0			
29 Jeff Samardzija, R ERA: 3.04										0	0	0	0	0	0	0			
9 Blake DeWitt, L OBP: 0.299, SLG: 0.358										0	0	0	0	0	1	0			
45 Sean Marshall, L ERA: 2.79										0	0	0	0	0	0	0			
34 Kerry Wood, R ERA: 3.52										0	0	0	0	0	0	0			
Inning Stats	R: 2 E: 0 K: 3 S: 17	H: 2 LOB: 1 BB: 1 P: 26	R: 0 E: 0 K: 1 S: 7	H: 0 LOB: 0 BB: 0 P: 9	R: 0 E: 0 K: 0 S: 5	H: 0 LOB: 0 BB: 0 P: 6	R: 0 E: 0 K: 1 S: 6	H: 2 LOB: 1 BB: 1 P: 12	R: 0 E: 0 K: 1 S: 11	H: 3 LOB: 2 BB: 0 P: 15	R: 0 E: 0 K: 2 S: 14	H: 2 LOB: 3 BB: 1 P: 25	R: 0 E: 0 K: 0 S: 6	H: 1 LOB: 1 BB: 1 P: 14	R: 0 E: 0 K: 2 S: 12	H: 1 LOB: 1 BB: 0 P: 18	1B: 8 2B: 3 3B: 0 HR: 0	SF: 0 SAC: 0 DP: 1 HBP: 0	WP: 0 PA: 41 PB: 1 SB: 0 CS: 0
PITCHER	IP WLS BF H R ER SO BB IBB HBP BLK WP HR S P ERA WHIP	IP WLS BF H R ER SO BB IBB HBP BLK WP HR S P ERA WHIP	IP WLS BF H R ER SO BB IBB HBP BLK WP HR S P ERA WHIP	IP WLS BF H R ER SO BB IBB HBP BLK WP HR S P ERA WHIP	IP WLS BF H R ER SO BB IBB HBP BLK WP HR S P ERA WHIP	IP WLS BF H R ER SO BB IBB HBP BLK WP HR S P ERA WHIP	IP WLS BF H R ER SO BB IBB HBP BLK WP HR S P ERA WHIP	IP WLS BF H R ER SO BB IBB HBP BLK WP HR S P ERA WHIP	IP WLS BF H R ER SO BB IBB HBP BLK WP HR S P ERA WHIP	IP WLS BF H R ER SO BB IBB HBP BLK WP HR S P ERA WHIP	IP WLS BF H R ER SO BB IBB HBP BLK WP HR S P ERA WHIP	IP WLS BF H R ER SO BB IBB HBP BLK WP HR S P ERA WHIP	IP WLS BF H R ER SO BB IBB HBP BLK WP HR S P ERA WHIP	IP WLS BF H R ER SO BB IBB HBP BLK WP HR S P ERA WHIP	IP WLS BF H R ER SO BB IBB HBP BLK WP HR S P ERA WHIP	IP WLS BF H R ER SO BB IBB HBP BLK WP HR S P ERA WHIP	IP WLS BF H R ER SO BB IBB HBP BLK WP HR S P ERA WHIP		
65 Henry Sosa, R ERA: 4.6	6.0	L	27	7	4	4	6	2	0	0	0	0	0	0	64	94	6.00	1.500	
28 David Carpenter, R ERA: 3.75	0.2		3	1	0	0	2	0	0	0	0	0	0	10	16	0.00	1.500		
52 Sergio Escalona, L ERA: 3.04	0.0		1	1	0	0	0	0	0	0	0	0	0	1	1	∞	∞		
43 Fernando Rodriguez Jr., R ERA: 2.62	1.1		6	1	0	0	0	2	0	0	0	0	0	9	22	0.00	2.250		
54 Mark Melancon, R ERA: 3.25	1.0		4	1	0	0	2	0	0	0	0	0	0	12	18	0.00	1.000		

Chicago Cubs @ Houston Astros
Minute Maid Park, Houston, TX
Mon Aug 15 2011, 7:06 PM - 10:12 PM CDT
Att: 20,138 - Roof Closed - 73 F

AB 37
R 4
H 11
RBI 4
BB 4
SO 10
LOB 19



Batter	1	2	3	4	5	6	7	8	9	AB	R	H	RBI	BB	SO	LOB	BOTTOM				
11 Jason Bourgeois, R OBP: 0.320, SLG: 0.385										4	0	0	0	0	0	2					
27 Jose Altuve, R OBP: 0.337, SLG: 0.381										4	1	0	0	0	0	1					
14 J.D. Martinez, R OBP: 0.328, SLG: 0.559										3	2	2	0	1	1	0					
45 Carlos Lee, R OBP: 0.320, SLG: 0.414										3	0	0	0	1	0	3					
16 Matt Downs, R OBP: 0.331, SLG: 0.481										4	0	2	2	0	0	2					
54 Mark Melancon, R ERA: 3.25										0	0	0	0	0	0	0					
19 Brian Boguevic, L OBP: 0.362, SLG: 0.377										2	0	0	0	0	1	1					
4 Jason Michaels, R OBP: 0.254, SLG: 0.288										2	0	0	0	0	1	1					
12 Clint Barmes, R OBP: 0.315, SLG: 0.388										3	0	1	0	0	0	1					
38 Jimmy Paredes, S OBP: 0.320, SLG: 0.447										1	0	0	0	0	1	0					
55 Humberto Quintero, R OBP: 0.288, SLG: 0.350										4	0	0	0	0	2	1					
65 Henry Sosa, R ERA: 4.6										2	0	0	0	0	1	1					
28 David Carpenter, R ERA: 3.75										0	0	0	0	0	0	0					
52 Sergio Escalona, L ERA: 3.04										0	0	0	0	0	0	0					
43 Fernando Rodriguez Jr., R ERA: 2.62										0	0	0	0	0	0	0					
36 Angel Sanchez, R OBP: 0.306, SLG: 0.300										0	0	0	0	1	0	0					
Inning Stats	R: 0 E: 0 K: 0 S: 13	H: 1 LOB: 2 BB: 1 P: 24	R: 0 E: 0 K: 1 S: 7	H: 0 LOB: 0 BB: 0 P: 9	R: 0 E: 0 K: 1 S: 9	H: 0 LOB: 0 BB: 0 P: 12	R: 1 E: 1 K: 0 S: 5	H: 2 LOB: 0 BB: 0 P: 7	R: 0 E: 0 K: 1 S: 12	H: 1 LOB: 1 BB: 0 P: 16	R: 2 E: 1 K: 1 S: 16	H: 1 LOB: 1 BB: 1 P: 28	R: 0 E: 0 K: 0 S: 6	H: 0 LOB: 1 BB: 1 P: 11	R: 0 E: 0 K: 1 S: 11	H: 0 LOB: 0 BB: 0 P: 14	R: 0 E: 0 K: 2 S: 8	H: 0 LOB: 0 BB: 0 P: 10	1B: 2 2B: 4 3B: 0 HR: 0	SF: 0 SAC: 0 DP: 1 HBP: 0	WP: 0 PA: 35 PB: 0 SB: 0 CS: 0
PITCHER	IP WLS BF H R ER SO BB IBB HBP BLK WP HR S P ERA WHIP	IP WLS BF H R ER SO BB IBB HBP BLK WP HR S P ERA WHIP	IP WLS BF H R ER SO BB IBB HBP BLK WP HR S P ERA WHIP	IP WLS BF H R ER SO BB IBB HBP BLK WP HR S P ERA WHIP	IP WLS BF H R ER SO BB IBB HBP BLK WP HR S P ERA WHIP	IP WLS BF H R ER SO BB IBB HBP BLK WP HR S P ERA WHIP	IP WLS BF H R ER SO BB IBB HBP BLK WP HR S P ERA WHIP	IP WLS BF H R ER SO BB IBB HBP BLK WP HR S P ERA WHIP	IP WLS BF H R ER SO BB IBB HBP BLK WP HR S P ERA WHIP	IP WLS BF H R ER SO BB IBB HBP BLK WP HR S P ERA WHIP	IP WLS BF H R ER SO BB IBB HBP BLK WP HR S P ERA WHIP	IP WLS BF H R ER SO BB IBB HBP BLK WP HR S P ERA WHIP	IP WLS BF H R ER SO BB IBB HBP BLK WP HR S P ERA WHIP	IP WLS BF H R ER SO BB IBB HBP BLK WP HR S P ERA WHIP	IP WLS BF H R ER SO BB IBB HBP BLK WP HR S P ERA WHIP	IP WLS BF H R ER SO BB IBB HBP BLK WP HR S P ERA WHIP	IP WLS BF H R ER SO BB IBB HBP BLK WP HR S P ERA WHIP				
50 Rodrigo Lopez, R ERA: 4.66	5.1	W	23	5	3	2	3	2	0	0	0	0	0	0	57	86	5.12	1.312			
40 James Russell, L ERA: 4.19	0.2	H	2	0	0	0	1	0	0	0	0	0	0	5	10	0.00	0.000				
29 Jeff Samardzija, R ERA: 3.46	1.0	H	4	0	0	0	0	1	0	0	0	0	0	6	11	0.00	1.000				
45 Sean Marshall, L ERA: 2.79	1.0	H	3	0	0	0	1	0	0	0	0	0	0	11	14	0.00	0.000				
34 Kerry Wood, R ERA: 3.52	1.0	S	3	0	0	0	2	0	0	0	0	0	0	8	10	0.00	0.000				

Chicago Cubs @ Houston Astros
Minute Maid Park, Houston, TX
Mon Aug 15 2011, 7:06 PM - 10:12 PM CDT
Att: 20,138 - Roof Closed - 73 F


AB 32
R 3
H 5
RBI 2
BB 3
SO 7
LOB 13



Batter	1	2	3	4	5	6	7	8	9	AB	R	H	RBI	BB	SO	LOB	TOP							
13 Starlin Castro, R OBP: 0.335, SLG: 0.435										5	1	1	0	0	1	1								
15 Darwin Barney, R OBP: 0.326, SLG: 0.362										5	1	2	0	0	0	1								
16 Aramis Ramirez, R OBP: 0.337, SLG: 0.507										4	1	2	2	0	0	1								
22 Carlos Pena, L OBP: 0.347, SLG: 0.462										2	1	2	0	2	0	0								
24 Marlon Byrd, R OBP: 0.346, SLG: 0.431										4	0	0	0	0	0	6								
12 Alfonso Soriano, R OBP: 0.283, SLG: 0.467										4	0	0	0	0	2	3								
34 Kerry Wood, R										4	1	1	2	0	0	1								
49 Carlos Marmol, R										4	0	1	0	0	3	0								
21 Tyler Colvin, L OBP: 0.191, SLG: 0.298										3	0	0	0	0	1	0								
55 Koyie Hill, S OBP: 0.288, SLG: 0.314										4	0	1	0	0	3	0								
46 Ryan Dempster, R OBP: 0.089, SLG: 0.068										0	0	0	0	0	0	0								
1 Tony Campana, L OBP: 0.315, SLG: 0.340																								
Inning Stats	R: 2 H: 3 E: 0 K: 0 S: 17	H: 3 LOB: 1 BB: 1 P: 27	R: 0 H: 0 E: 0 K: 2 S: 7	H: 0 LOB: 0 BB: 1 P: 14	R: 0 H: 0 E: 0 K: 1 S: 12	H: 0 LOB: 2 BB: 1 P: 22	R: 0 H: 0 E: 0 K: 1 S: 5	H: 1 LOB: 1 BB: 0 P: 11	R: 2 H: 2 E: 0 K: 2 S: 12	H: 2 LOB: 0 BB: 0 P: 18	R: 0 H: 0 E: 0 K: 0 S: 6	H: 0 LOB: 0 BB: 0 P: 7	R: 1 H: 2 E: 0 K: 1 S: 14	H: 2 LOB: 1 BB: 0 P: 19	R: 0 H: 1 E: 0 K: 1 S: 11	H: 1 LOB: 1 BB: 0 P: 18	1B: 5 2B: 2 3B: 0 HR: 2	SF: 0 SAC: 1 DP: 1 HBP: 0	WP: 0 PB: 0 SB: 0 CS: 0	PA: 38				
PITCHER	IP: 7.0 WLS: 29 BF: 6 H: 4 R: 4 ER: 4 SO: 5 BB: 2 IBB: 0 HBP: 0 BLK: 0 WP: 0 HR: 1 S: 68 P: 108 ERA: 5.14 WHIP: 1.143	IP: 0.2 WLS: 4 BF: 2 H: 2 R: 1 ER: 1 SO: 0 BB: 0 IBB: 0 HBP: 0 BLK: 0 WP: 0 HR: 1 S: 12 P: 17 ERA: 13.50 WHIP: 3.000	IP: 0.2 WLS: 3 BF: 1 H: 0 R: 0 ER: 0 SO: 0 BB: 0 IBB: 0 HBP: 0 BLK: 0 WP: 0 HR: 4 S: 6 P: 6 ERA: 0.00 WHIP: 1.500	IP: 0.2 WLS: W BF: 2 H: 0 R: 0 ER: 0 SO: 1 BB: 0 IBB: 0 HBP: 0 BLK: 0 WP: 0 HR: 9 S: 14 P: 14 ERA: 0.00 WHIP: 0.000	IP: 7.0 WLS: 29 BF: 6 H: 4 R: 4 ER: 4 SO: 5 BB: 2 IBB: 0 HBP: 0 BLK: 0 WP: 0 HR: 1 S: 68 P: 108 ERA: 5.14 WHIP: 1.143	IP: 0.2 WLS: 4 BF: 2 H: 2 R: 1 ER: 1 SO: 0 BB: 0 IBB: 0 HBP: 0 BLK: 0 WP: 0 HR: 1 S: 12 P: 17 ERA: 13.50 WHIP: 3.000	IP: 0.2 WLS: 3 BF: 1 H: 0 R: 0 ER: 0 SO: 0 BB: 0 IBB: 0 HBP: 0 BLK: 0 WP: 0 HR: 4 S: 6 P: 6 ERA: 0.00 WHIP: 1.500	IP: 0.2 WLS: W BF: 2 H: 0 R: 0 ER: 0 SO: 1 BB: 0 IBB: 0 HBP: 0 BLK: 0 WP: 0 HR: 9 S: 14 P: 14 ERA: 0.00 WHIP: 0.000	IP: 7.0 WLS: 29 BF: 6 H: 4 R: 4 ER: 4 SO: 5 BB: 2 IBB: 0 HBP: 0 BLK: 0 WP: 0 HR: 1 S: 68 P: 108 ERA: 5.14 WHIP: 1.143	IP: 0.2 WLS: 4 BF: 2 H: 2 R: 1 ER: 1 SO: 0 BB: 0 IBB: 0 HBP: 0 BLK: 0 WP: 0 HR: 1 S: 12 P: 17 ERA: 13.50 WHIP: 3.000	IP: 0.2 WLS: 3 BF: 1 H: 0 R: 0 ER: 0 SO: 0 BB: 0 IBB: 0 HBP: 0 BLK: 0 WP: 0 HR: 4 S: 6 P: 6 ERA: 0.00 WHIP: 1.500	IP: 0.2 WLS: W BF: 2 H: 0 R: 0 ER: 0 SO: 1 BB: 0 IBB: 0 HBP: 0 BLK: 0 WP: 0 HR: 9 S: 14 P: 14 ERA: 0.00 WHIP: 0.000	IP: 7.0 WLS: 29 BF: 6 H: 4 R: 4 ER: 4 SO: 5 BB: 2 IBB: 0 HBP: 0 BLK: 0 WP: 0 HR: 1 S: 68 P: 108 ERA: 5.14 WHIP: 1.143	IP: 0.2 WLS: 4 BF: 2 H: 2 R: 1 ER: 1 SO: 0 BB: 0 IBB: 0 HBP: 0 BLK: 0 WP: 0 HR: 1 S: 12 P: 17 ERA: 13.50 WHIP: 3.000	IP: 0.2 WLS: 3 BF: 1 H: 0 R: 0 ER: 0 SO: 0 BB: 0 IBB: 0 HBP: 0 BLK: 0 WP: 0 HR: 4 S: 6 P: 6 ERA: 0.00 WHIP: 1.500	IP: 0.2 WLS: W BF: 2 H: 0 R: 0 ER: 0 SO: 1 BB: 0 IBB: 0 HBP: 0 BLK: 0 WP: 0 HR: 9 S: 14 P: 14 ERA: 0.00 WHIP: 0.000	IP: 7.0 WLS: 29 BF: 6 H: 4 R: 4 ER: 4 SO: 5 BB: 2 IBB: 0 HBP: 0 BLK: 0 WP: 0 HR: 1 S: 68 P: 108 ERA: 5.14 WHIP: 1.143	IP: 0.2 WLS: 4 BF: 2 H: 2 R: 1 ER: 1 SO: 0 BB: 0 IBB: 0 HBP: 0 BLK: 0 WP: 0 HR: 1 S: 12 P: 17 ERA: 13.50 WHIP: 3.000	IP: 0.2 WLS: 3 BF: 1 H: 0 R: 0 ER: 0 SO: 0 BB: 0 IBB: 0 HBP: 0 BLK: 0 WP: 0 HR: 4 S: 6 P: 6 ERA: 0.00 WHIP: 1.500	IP: 0.2 WLS: W BF: 2 H: 0 R: 0 ER: 0 SO: 1 BB: 0 IBB: 0 HBP: 0 BLK: 0 WP: 0 HR: 9 S: 14 P: 14 ERA: 0.00 WHIP: 0.000	IP: 7.0 WLS: 29 BF: 6 H: 4 R: 4 ER: 4 SO: 5 BB: 2 IBB: 0 HBP: 0 BLK: 0 WP: 0 HR: 1 S: 68 P: 108 ERA: 5.14 WHIP: 1.143	IP: 0.2 WLS: 4 BF: 2 H: 2 R: 1 ER: 1 SO: 0 BB: 0 IBB: 0 HBP: 0 BLK: 0 WP: 0 HR: 1 S: 12 P: 17 ERA: 13.50 WHIP: 3.000	IP: 0.2 WLS: 3 BF: 1 H: 0 R: 0 ER: 0 SO: 0 BB: 0 IBB: 0 HBP: 0 BLK: 0 WP: 0 HR: 4 S: 6 P: 6 ERA: 0.00 WHIP: 1.500	IP: 0.2 WLS: W BF: 2 H: 0 R: 0 ER: 0 SO: 1 BB: 0 IBB: 0 HBP: 0 BLK: 0 WP: 0 HR: 9 S: 14 P: 14 ERA: 0.00 WHIP: 0.000

Chicago Cubs @ Houston Astros
Minute Maid Park, Houston, TX
Tue Aug 16 2011, 7:07 PM - 10:04 PM CDT
Att: 23,736 - Roof Closed - 73 F


AB 35
R 5
H 9
RBI 4
BB 2
SO 7
LOB 13



Batter	1	2	3	4	5	6	7	8	9	AB	R	H	RBI	BB	SO	LOB	BOTTOM							
11 Jason Bourgeois, R OBP: 0.319, SLG: 0.379										3	1	0	0	1	2	0								
27 Jose Altuve, R OBP: 0.333, SLG: 0.376										4	0	1	0	0	0	1								
14 J.D. Martinez, R OBP: 0.309, SLG: 0.524										4	0	0	0	0	2	2								
45 Carlos Lee, R OBP: 0.320, SLG: 0.412										3	0	0	0	1	1	1								
38 Jimmy Paredes, S OBP: 0.333, SLG: 0.490										4	0	2	1	0	1	0								
8 JB Shuck, L OBP: 0.333, SLG: 0.269										4	2	2	0	0	0	1								
12 Clint Barmes, R OBP: 0.320, SLG: 0.390										3	1	2	0	1	0	1								
55 Humberto Quintero, R OBP: 0.284, SLG: 0.346										2	0	0	1	0	1	3								
16 Matt Downs, R OBP: 0.336, SLG: 0.481										1	1	1	4	0	0	0								
39 Brett Myers, R ERA: 4.72																								
59 Wilton Lopez, R ERA: 2.98																								
52 Sergio Escalona, L ERA: 2.96																								
62 Aneury Rodriguez, R ERA: 4.66																								
Inning Stats	R: 1 H: 1 E: 0 K: 1 S: 17	H: 1 LOB: 2 BB: 2 P: 32	R: 0 H: 1 E: 0 K: 1 S: 12	H: 1 LOB: 0 BB: 0 P: 18	R: 0 H: 0 E: 0 K: 1 S: 12	H: 1 LOB: 2 BB: 1 P: 19	R: 0 H: 0 E: 0 K: 1 S: 7	H: 0 LOB: 0 BB: 0 P: 10	R: 0 H: 0 E: 0 K: 1 S: 6	H: 0 LOB: 0 BB: 0 P: 7	R: 1 H: 1 E: 0 K: 0 S: 9	H: 1 LOB: 0 BB: 0 P: 13	R: 0 H: 1 E: 0 K: 1 S: 10	H: 1 LOB: 1 BB: 0 P: 14	R: 4 H: 3 E: 0 K: 0 S: 21	H: 3 LOB: 0 BB: 1 P: 32	1B: 4 2B: 3 3B: 0 HR: 1	SF: 1 SAC: 0 DP: 0 HBP: 0	WP: 2 PB: 0 SB: 0 CS: 0	PA: 36				
PITCHER	IP: 7.0 WLS: 27 BF: 4 H: 2 R: 2 ER: 2 SO: 7 BB: 3 IBB: 0 HBP: 0 BLK: 0 WP: 0 HR: 1 S: 75 P: 117 ERA: 2.57 WHIP: 1.000	IP: 1.0 WLS: H BF: 4 H: 1 R: 0 ER: 0 SO: 1 BB: 0 IBB: 0 HBP: 0 BLK: 0 WP: 0 HR: 10 S: 14 P: 14 ERA: 0.00 WHIP: 1.000	IP: 0.1 WLS: L BF: 5 H: 3 R: 4 ER: 4 SO: 0 BB: 1 IBB: 0 HBP: 0 BLK: 0 WP: 1 HR: 1 S: 21 P: 32 ERA: 108.00 WHIP: 12.000	IP: 7.0 WLS: 27 BF: 4 H: 2 R: 2 ER: 2 SO: 7 BB: 3 IBB: 0 HBP: 0 BLK: 0 WP: 0 HR: 1 S: 75 P: 117 ERA: 2.57 WHIP: 1.000	IP: 1.0 WLS: H BF: 4 H: 1 R: 0 ER: 0 SO: 1 BB: 0 IBB: 0 HBP: 0 BLK: 0 WP: 0 HR: 10 S: 14 P: 14 ERA: 0.00 WHIP: 1.000	IP: 0.1 WLS: L BF: 5 H: 3 R: 4 ER: 4 SO: 0 BB: 1 IBB: 0 HBP: 0 BLK: 0 WP: 1 HR: 1 S: 21 P: 32 ERA: 108.00 WHIP: 12.000	IP: 7.0 WLS: 27 BF: 4 H: 2 R: 2 ER: 2 SO: 7 BB: 3 IBB: 0 HBP: 0 BLK: 0 WP: 0 HR: 1 S: 75 P: 117 ERA: 2.57 WHIP: 1.000	IP: 1.0 WLS: H BF: 4 H: 1 R: 0 ER: 0 SO: 1 BB: 0 IBB: 0 HBP: 0 BLK: 0 WP: 0 HR: 10 S: 14 P: 14 ERA: 0.00 WHIP: 1.000	IP: 0.1 WLS: L BF: 5 H: 3 R: 4 ER: 4 SO: 0 BB: 1 IBB: 0 HBP: 0 BLK: 0 WP: 1 HR: 1 S: 21 P: 32 ERA: 108.00 WHIP: 12.000	IP: 7.0 WLS: 27 BF: 4 H: 2 R: 2 ER: 2 SO: 7 BB: 3 IBB: 0 HBP: 0 BLK: 0 WP: 0 HR: 1 S: 75 P: 117 ERA: 2.57 WHIP: 1.000	IP: 1.0 WLS: H BF: 4 H: 1 R: 0 ER: 0 SO: 1 BB: 0 IBB: 0 HBP: 0 BLK: 0 WP: 0 HR: 10 S: 14 P: 14 ERA: 0.00 WHIP: 1.000	IP: 0.1 WLS: L BF: 5 H: 3 R: 4 ER: 4 SO: 0 BB: 1 IBB: 0 HBP: 0 BLK: 0 WP: 1 HR: 1 S: 21 P: 32 ERA: 108.00 WHIP: 12.000	IP: 7.0 WLS: 27 BF: 4 H: 2 R: 2 ER: 2 SO: 7 BB: 3 IBB: 0 HBP: 0 BLK: 0 WP: 0 HR: 1 S: 75 P: 117 ERA: 2.57 WHIP: 1.000	IP: 1.0 WLS: H BF: 4 H: 1 R: 0 ER: 0 SO: 1 BB: 0 IBB: 0 HBP: 0 BLK: 0 WP: 0 HR: 10 S: 14 P: 14 ERA: 0.00 WHIP: 1.000	IP: 0.1 WLS: L BF: 5 H: 3 R: 4 ER: 4 SO: 0 BB: 1 IBB: 0 HBP: 0 BLK: 0 WP: 1 HR: 1 S: 21 P: 32 ERA: 108.00 WHIP: 12.000	IP: 7.0 WLS: 27 BF: 4 H: 2 R: 2 ER: 2 SO: 7 BB: 3 IBB: 0 HBP: 0 BLK: 0 WP: 0 HR: 1 S: 75 P: 117 ERA: 2.57 WHIP: 1.000	IP: 1.0 WLS: H BF: 4 H: 1 R: 0 ER: 0 SO: 1 BB: 0 IBB: 0 HBP: 0 BLK: 0 WP: 0 HR: 10 S: 14 P: 14 ERA: 0.00 WHIP: 1.000	IP: 0.1 WLS: L BF: 5 H: 3 R: 4 ER: 4 SO: 0 BB: 1 IBB: 0 HBP: 0 BLK: 0 WP: 1 HR: 1 S: 21 P: 32 ERA: 108.00 WHIP: 12.000	IP: 7.0 WLS: 27 BF: 4 H: 2 R: 2 ER: 2 SO: 7 BB: 3 IBB: 0 HBP: 0 BLK: 0 WP: 0 HR: 1 S: 75 P: 117 ERA: 2.57 WHIP: 1.000	IP: 1.0 WLS: H BF: 4 H: 1 R: 0 ER: 0 SO: 1 BB: 0 IBB: 0 HBP: 0 BLK: 0 WP: 0 HR: 10 S: 14 P: 14 ERA: 0.00 WHIP: 1.000	IP: 0.1 WLS: L BF: 5 H: 3 R: 4 ER: 4 SO: 0 BB: 1 IBB: 0 HBP: 0 BLK: 0 WP: 1 HR: 1 S: 21 P: 32 ERA: 108.00 WHIP: 12.000	IP: 7.0 WLS: 27 BF: 4 H: 2 R: 2 ER: 2 SO: 7 BB: 3 IBB: 0 HBP: 0 BLK: 0 WP: 0 HR: 1 S: 75 P: 117 ERA: 2.57 WHIP: 1.000	IP: 1.0 WLS: H BF: 4 H: 1 R: 0 ER: 0 SO: 1 BB: 0 IBB: 0 HBP: 0 BLK: 0 WP: 0 HR: 10 S: 14 P: 14 ERA: 0.00 WHIP: 1.000	IP: 0.1 WLS: L BF: 5 H: 3 R: 4 ER: 4 SO: 0 BB: 1 IBB: 0 HBP: 0 BLK: 0 WP: 1 HR: 1 S: 21 P: 32 ERA: 108.00 WHIP: 12.000

Chicago Cubs @ Houston Astros
Minute Maid Park, Houston, TX
Tue Aug 16 2011, 7:07 PM - 10:04 PM CDT
Att: 23,736 - Roof Closed - 73 F

AB 31
R 6
H 8
RBI 6
BB 4
SO 8
LOB 10



Batter	1	2	3	4	5	6	7	8	9	AB	R	H	RBI	BB	SO	LOB	TOP										
13 Starlin Castro, R OBP: 0.334, SLG: 0.433	F9		L4	G3-1		15 S 1B		G6-3		5	0	1	0	0	0	4											
15 Darwin Barney, R OBP: 0.329, SLG: 0.363	F8		16 HR 1B			22 BB 16 S HBP		F8	16 1B 18 FC6-5 1B	4	1	2	0	0	0	1											
16 Aramis Ramirez, R OBP: 0.340, SLG: 0.513 1 Tony Campana, L OBP: 0.315, SLG: 0.340	K		HR			22 BB		F8	18 FC6-5 18 S 1B	4	1	2	2	1	1	0											
22 Carlos Pena, L OBP: 0.345, SLG: 0.457		P5		K				G3-1	P4	4	0	0	0	1	1	2											
18 Geovany Soto, R OBP: 0.321, SLG: 0.423										5	1	2	1	0	2	5											
24 Marlon Byrd, R OBP: 0.317, SLG: 0.429										4	0	1	0	1	2	5											
12 Alfonso Soriano, R OBP: 0.283, SLG: 0.464	F8							F9		4	0	1	0	0	0	5											
21 Tyler Colvin, L OBP: 0.192, SLG: 0.297	P2									4	0	1	0	0	1	4											
27 Casey Coleman, L OBP: 0.333, SLG: 0.250 43 John Grabow, L ERA: 4.88 3 Jeff Baker, R OBP: 0.319, SLG: 0.338 32 Ramon Ortiz, R ERA: 6.45 5 Reed Johnson, R OBP: 0.306, SLG: 0.355 29 Jeff Samardzija, R ERA: 3.41			G3	P4						2	0	0	0	0	0	2											
Inning Stats	R: 0 E: 0 K: 1 S: 9	H: 0 LOB: 0 BB: 0 P: 12	R: 0 E: 0 K: 0 S: 12	H: 1 LOB: 2 BB: 1 P: 21	R: 2 E: 0 K: 1 S: 11	H: 2 LOB: 0 BB: 0 P: 17	R: 1 E: 0 K: 1 S: 15	H: 3 LOB: 3 BB: 2 P: 21	R: 0 E: 0 K: 2 S: 14	H: 0 LOB: 3 BB: 2 P: 30	R: 0 E: 0 K: 1 S: 14	H: 1 LOB: 1 BB: 0 P: 20	R: 0 E: 0 K: 1 S: 6	H: 0 LOB: 0 BB: 0 P: 15	R: 0 E: 0 K: 1 S: 12	H: 2 LOB: 2 BB: 0 P: 16	R: 0 E: 0 K: 0 S: 10	H: 2 LOB: 2 BB: 0 P: 16	1B: 9 2B: 0 3B: 0 HR: 2	SF: 0 SAC: 0 DP: 1 HBP: 1	WP: 0 PB: 0 SB: 3 CS: 0	PA: 42					
PITCHER	IP	WLS	BF	H	R	ER	SO	BB	IBB	HBP	BLK	WP	HR	S	P	ERA	WHIP										
20 Bud Norris, R ERA: 3.61	5.0	W	25	6	3	3	5	3	0	1	0	0	2	61	101	5.40	1.800										
28 David Carpenter, R ERA: 3.38	1.1	H	5	1	0	0	1	0	0	0	0	0	0	15	24	0.00	0.750										
52 Sergio Escalona, L ERA: 2.52	0.1	H	1	0	0	0	0	0	0	0	0	0	0	2	5	0.00	0.000										
43 Fernando Rodriguez Jr., R ERA: 2.52	1.1	H	6	2	0	0	2	0	0	0	0	0	0	15	22	0.00	1.500										
54 Mark Melancon, R ERA: 3.2	1.0	S	5	2	0	0	0	0	0	0	0	0	0	10	16	0.00	2.000										

Chicago Cubs @ Houston Astros
Minute Maid Park, Houston, TX
Wed Aug 17 2011, 1:07 PM - 4:16 PM CDT
Att: 24,054 - Roof Closed - 73 F

AB	38
R	3
H	11
RBI	3
BB	3
SO	8
LOB	28



Batter	1	2	3	4	5	6	7	8	9	AB	R	H	RBI	BB	SO	LOB	BOTTOM										
8 JB Shuck, L OBP: 0.343, SLG: 0.290	16 1B			FC6-4 14 WP 16 1B	G2-3			L6		5	1	2	0	0	0	2											
27 Jose Altuve, R OBP: 0.330, SLG: 0.371	F9		FC5-4 38 BB 14 1B	14 BB 16 1B		G4-3				4	2	1	0	0	0	2											
14 J.D. Martinez, R OBP: 0.319, SLG: 0.515 43 Fernando Rodriguez Jr., R ERA: 2.52 54 Mark Melancon, R ERA: 3.2	P4		38 BB 19 2B	38 BB 16 1B		K				3	1	1	0	1	1	1											
16 Matt Downs, R OBP: 0.340, SLG: 0.482			19 2B	38 BB 16 1B		G5-3				4	0	2	2	0	0	2											
38 Jimmy Paredes, S OBP: 0.345, SLG: 0.481	K		19 2B	38 BB 16 1B						3	0	1	0	1	2	2											
19 Brian Bourgeois, L OBP: 0.365, SLG: 0.439	L6									4	0	1	2	0	0	3											
12 Clint Barmes, R OBP: 0.319, SLG: 0.388										4	0	1	0	0	1	2											
22 Carlos Corporan, S OBP: 0.223, SLG: 0.239										4	0	0	0	0	3	1											
20 Bud Norris, R OBP: 0.140, SLG: 0.143 4 Jason Michaels, R OBP: 0.259, SLG: 0.288 28 David Carpenter, R ERA: 6.45 52 Sergio Escalona, L ERA: 2.52 11 Jason Bourgeois, R OBP: 0.317, SLG: 0.376										2	0	1	0	0	1	1											
Inning Stats	R: 0 E: 0 K: 1 S: 12	H: 2 LOB: 2 BB: 0 P: 14	R: 0 E: 0 K: 2 S: 14	H: 1 LOB: 1 BB: 0 P: 19	R: 2 E: 0 K: 1 S: 18	H: 3 LOB: 2 BB: 1 P: 26	R: 2 E: 0 K: 0 S: 21	H: 4 LOB: 3 BB: 1 P: 29	R: 0 E: 0 K: 1 S: 11	H: 0 LOB: 0 BB: 1 P: 19	R: 0 E: 0 K: 1 S: 7	H: 0 LOB: 0 BB: 0 P: 11	R: 0 E: 0 K: 1 S: 9	H: 0 LOB: 0 BB: 0 P: 11	R: 0 E: 0 K: 1 S: 9	H: 0 LOB: 0 BB: 0 P: 13	1B: 9 2B: 1 3B: 0 HR: 0	SF: 0 SAC: 0 DP: 0 HBP: 0	WP: 1 PB: 0 SB: 0 CS: 0	PA: 37							
PITCHER	IP	WLS	BF	H	R	ER	SO	BB	IBB	HBP	BLK	WP	HR	S	P	ERA	WHIP										
27 Casey Coleman, R ERA: 7.43	3.2	L	23	10	4	4	4	2	0	0	0	1	0	62	85	9.82	3.273										
43 John Grabow, L ERA: 4.88	1.1		5	0	0	0	1	1	0	0	1	0	0	14	22	0.00	0.750										
32 Ramon Ortiz, R ERA: 6.45	2.0		6	0	0	0	2	0	0	0	0	0	0	16	22	0.00	0.000										
29 Jeff Samardzija, R ERA: 3.41	1.0		3	0	0	0	1	0	0	0	0	0	0	9	13	0.00	0.000										

Chicago Cubs @ Houston Astros
Minute Maid Park, Houston, TX
Wed Aug 17 2011, 1:07 PM - 4:16 PM CDT
Att: 24,054 - Roof Closed - 73 F

AB	34
R	4
H	10
RBI	4
BB	3
SO	8
LOB	16



Batter	1	2	3	4	5	6	7	8	9	AB	R	H	RBI	BB	SO	LOB	TOP										
19 Jon Jay, L (1, 8) OBP: 0.342, SLG: 0.411										4	0	2	0	0	0	0	St. Louis Cardinals @ Chicago Cubs Wrigley Field, Chicago, IL Sat Aug 20 2011, 3:14 PM - 5:56 PM CDT Att: 42,374 - Sunny - 76 F										
21 Allen Craig, R (1, 7) OBP: 0.373, SLG: 0.523										4	0	0	0	0	1	2											
41 Mitchell Boggs, R (8, 1) OBP: 0.353, SLG: 0.535										3	0	0	0	1	0	1											
5 Albert Pujols, R (1, 3) OBP: 0.353, SLG: 0.535																											
12 Lance Berkman, S (1, 9) OBP: 0.406, SLG: 0.577										3	0	1	0	1	1	0											
23 David Freese, R (1, 5) OBP: 0.359, SLG: 0.458										4	0	0	0	0	3	4											
55 Skip Schumaker, L (1, 4) OBP: 0.345, SLG: 0.372										3	0	2	0	0	0	0											
4 Yadier Molina, R (1, 2) OBP: 0.333, SLG: 0.440										3	0	0	0	0	1	3											
Ryan Theriot, R (1, 6) OBP: 0.318, SLG: 0.340										3	0	0	0	0	1	3											
22 Edwin Jackson, R (1, 1) OBP: 0.250, SLG: 0.200										2	0	0	0	0	2	0											
7 Matt Holliday, R (8, PH) OBP: 0.406, SLG: 0.546										1	0	0	0	0	1	0											
Inning Stats	R: 0 E: 0 K: 0 S: 13	H: 1 LOB: 2 BB: 2 P: 23	R: 0 E: 0 K: 1 S: 10	H: 0 LOB: 0 BB: 0 P: 11	R: 0 E: 0 K: 1 S: 7	H: 0 LOB: 0 BB: 0 P: 9	R: 0 E: 0 K: 2 S: 11	H: 0 LOB: 0 BB: 0 P: 17	R: 0 E: 0 K: 0 S: 8	H: 1 LOB: 1 BB: 0 P: 11	R: 0 E: 0 K: 2 S: 15	H: 1 LOB: 1 BB: 0 P: 20	R: 0 E: 0 K: 2 S: 14	H: 2 LOB: 2 BB: 0 P: 19	R: 0 E: 0 K: 1 S: 7	H: 0 LOB: 0 BB: 0 P: 10	R: 0 E: 0 K: 1 S: 7	H: 0 LOB: 0 BB: 0 P: 12	1B: 4 2B: 1 3B: 0 HR: 0	SF: 0 SAC: 0 DP: 2 HBP: 0	WP: 1 PB: 0 SB: 0 CS: 0	PA: 32					
PITCHER	IP	WLS	BF	H	R	ER	SO	BB	IBB	HBP	BLK	WP	HR	S	P	ERA	WHIP										
22 Matt Garza, R (1, 1) ERA: 3.62	7.0	W	26	5	0	0	8	1	1	0	0	1	0	78	110	0.00	0.857										
45 Sean Marshall, L (8, 1) ERA: 2.72	0.2	H	2	0	0	0	1	0	0	0	0	0	0	5	8	0.00	0.000										
34 Kerry Wood, R (8, 1) ERA: 3.4	0.1	H	1	0	0	0	0	0	0	0	0	0	0	2	2	0.00	0.000										
49 Carlos Marmol, R (9, 1) ERA: 3.94	1.0	S	3	0	0	0	1	0	0	0	0	0	0	7	12	0.00	0.000										

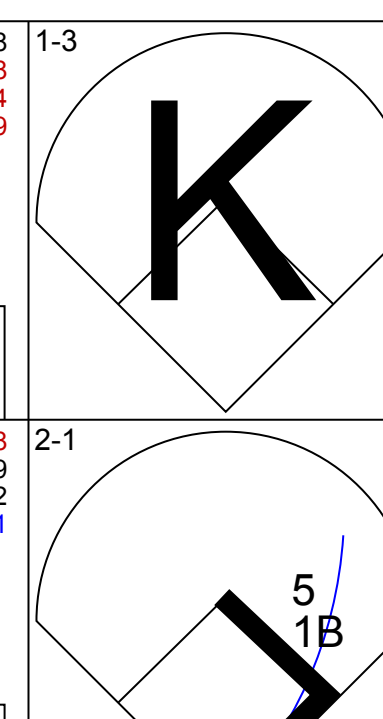
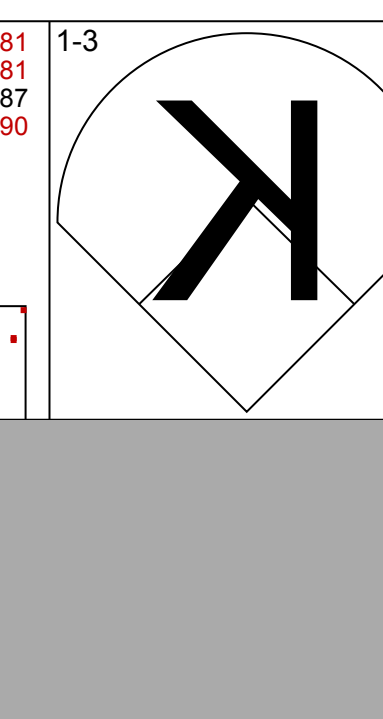
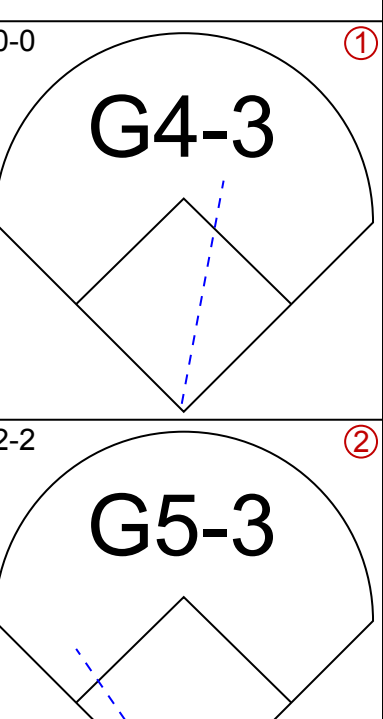
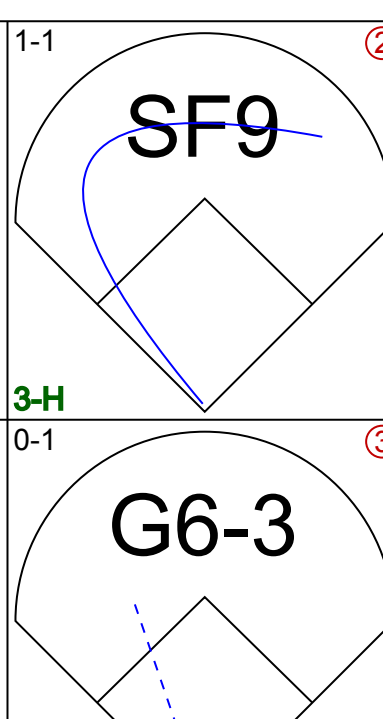
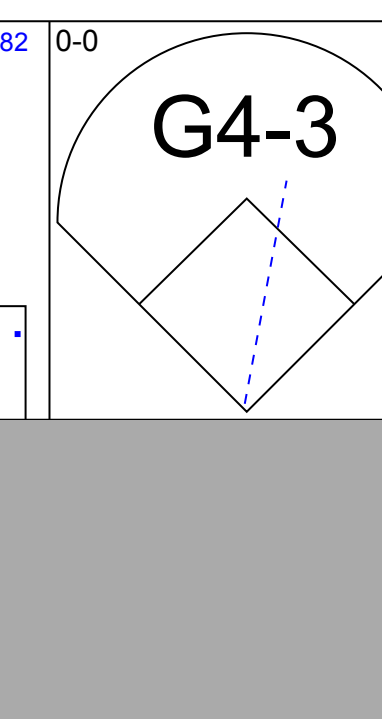
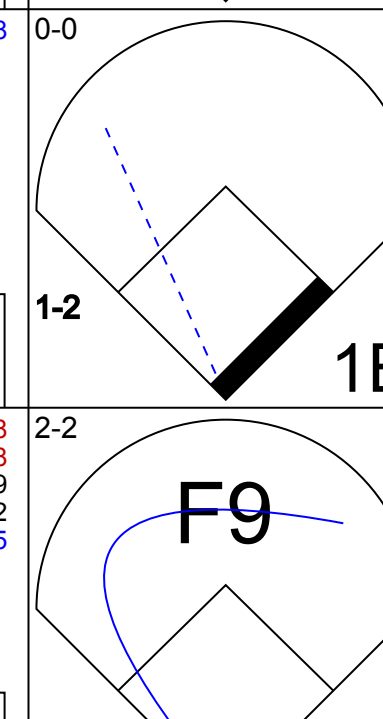
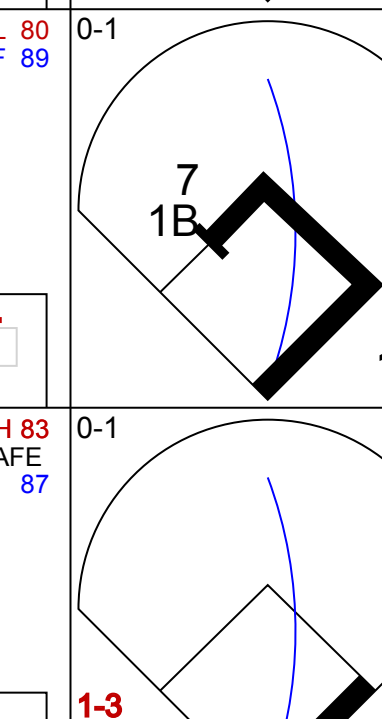
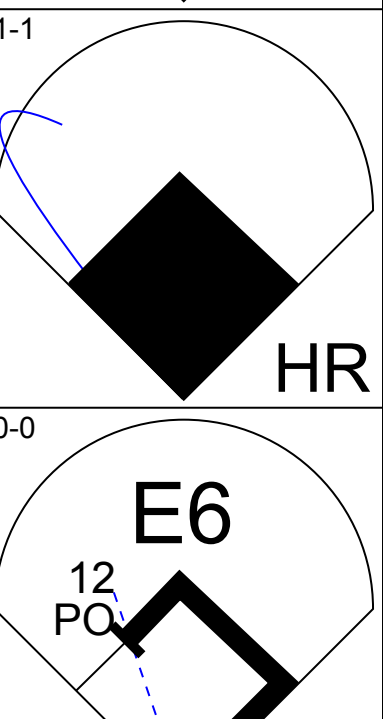

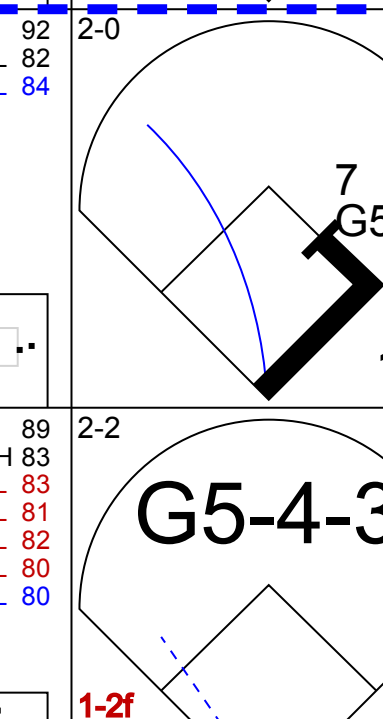
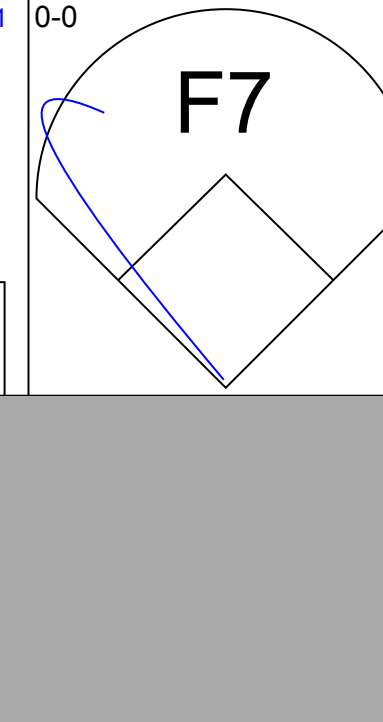
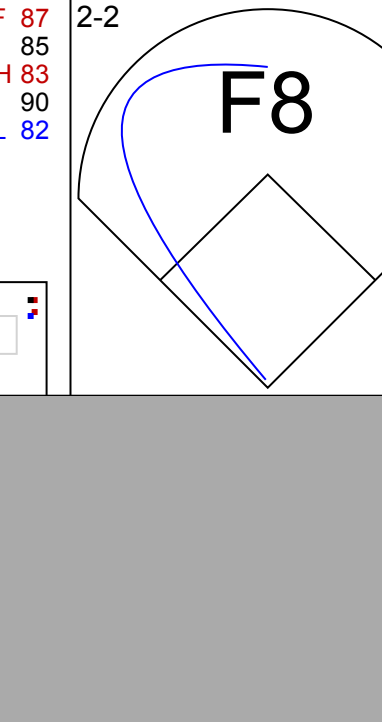
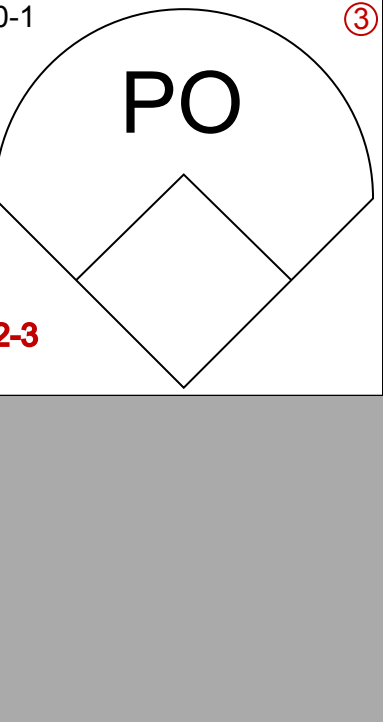





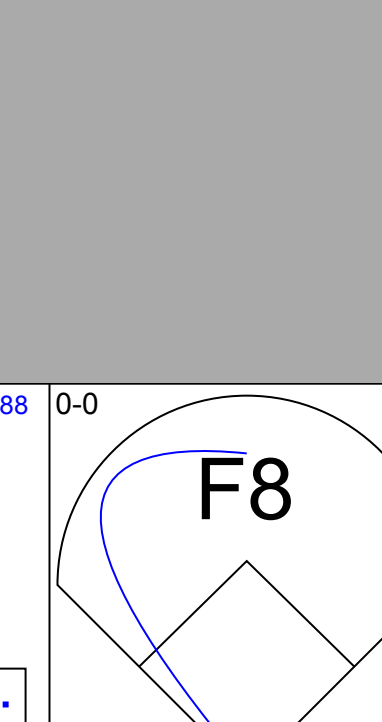

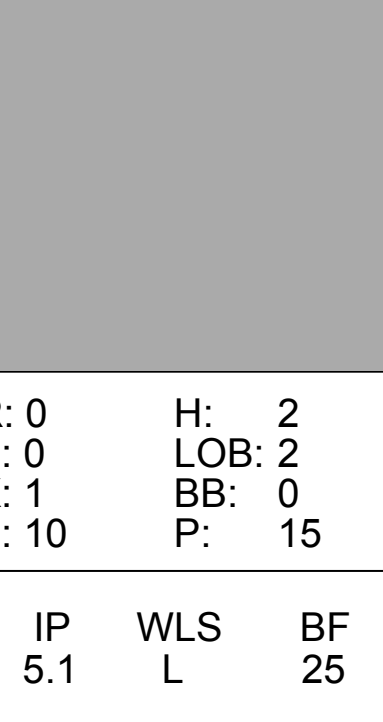
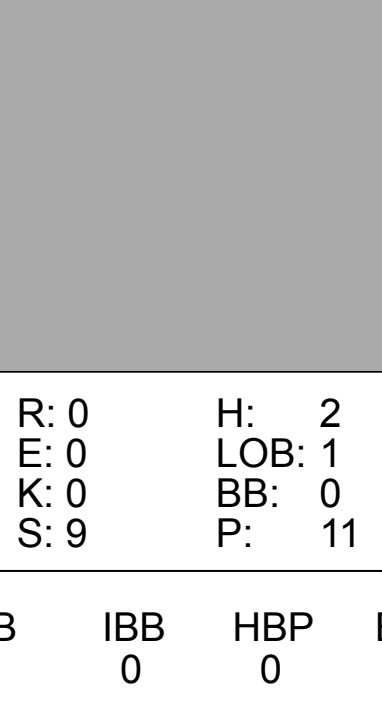
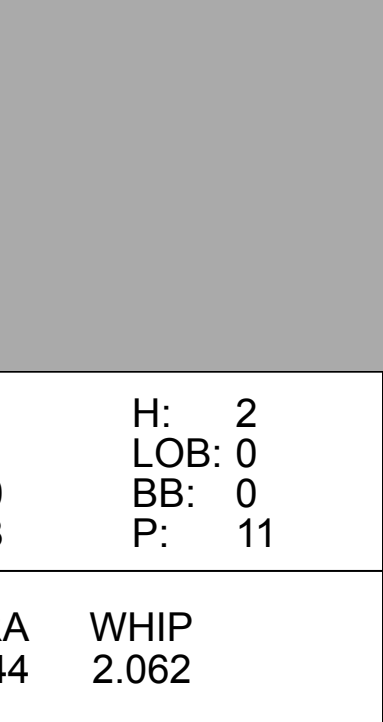
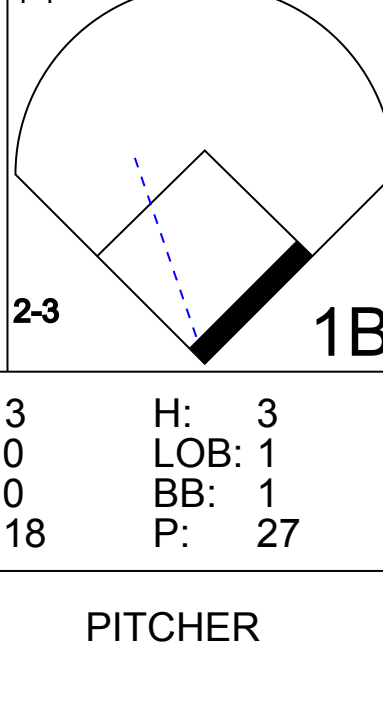
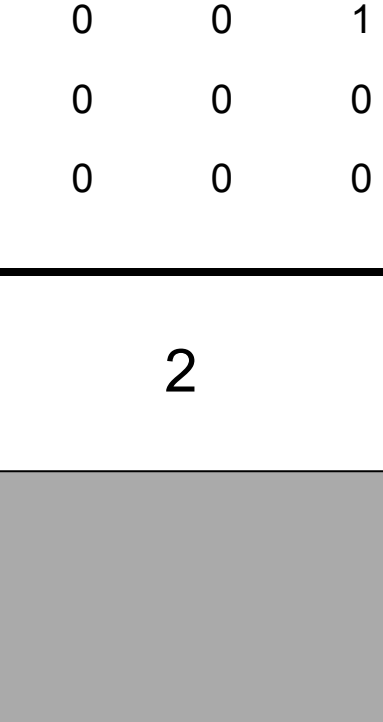
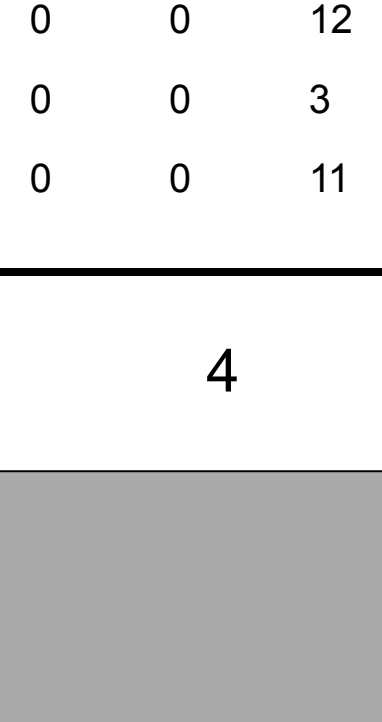
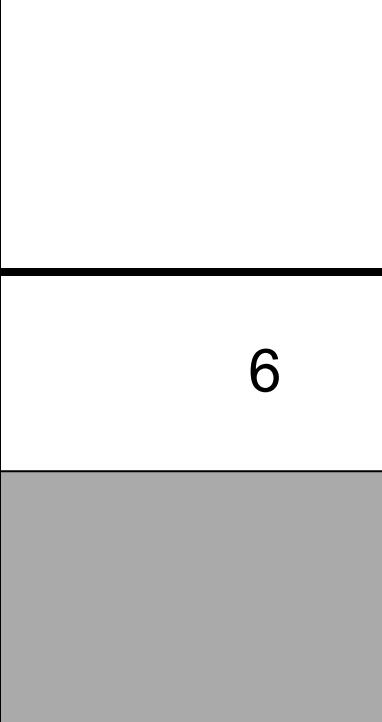




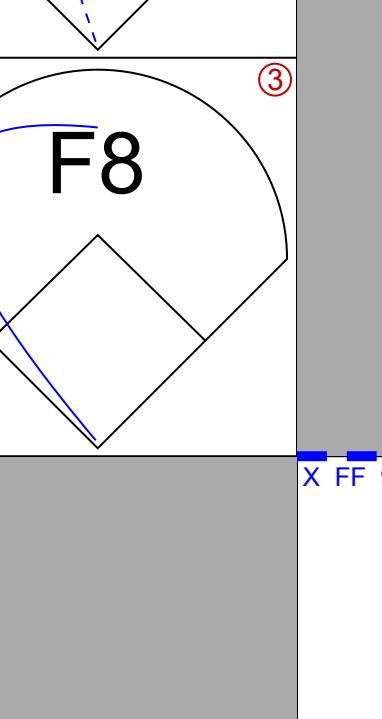
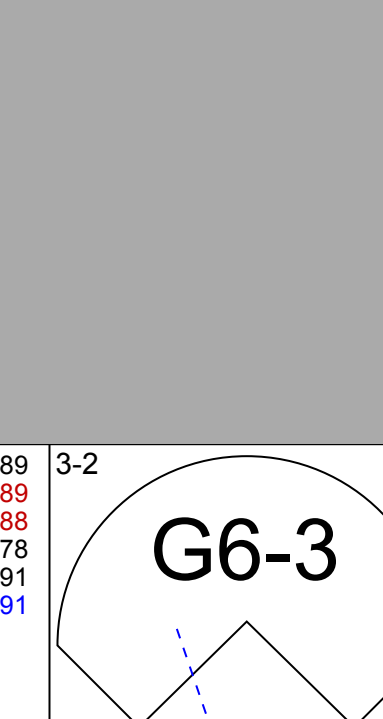
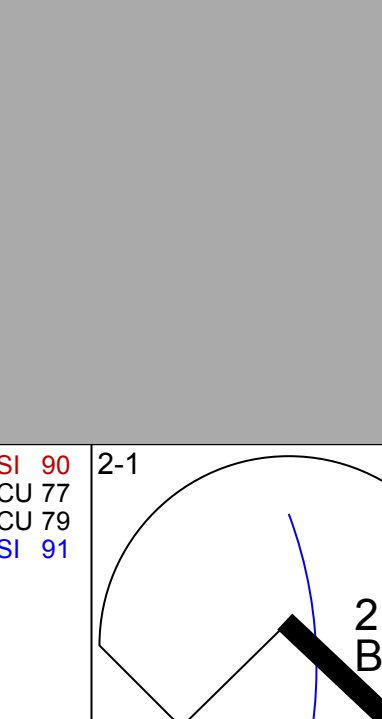

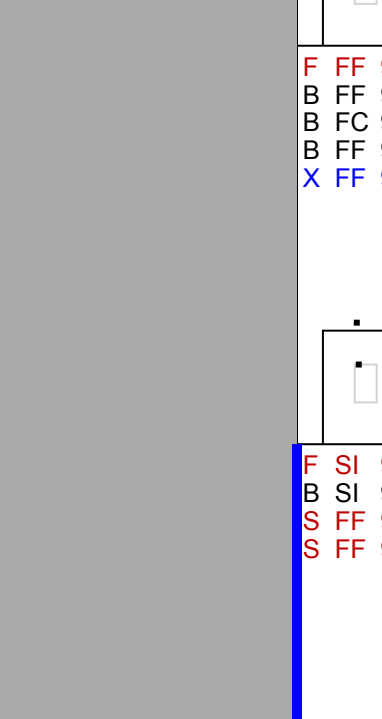
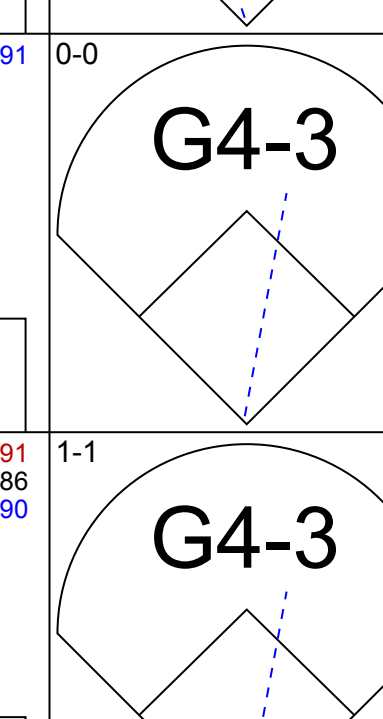
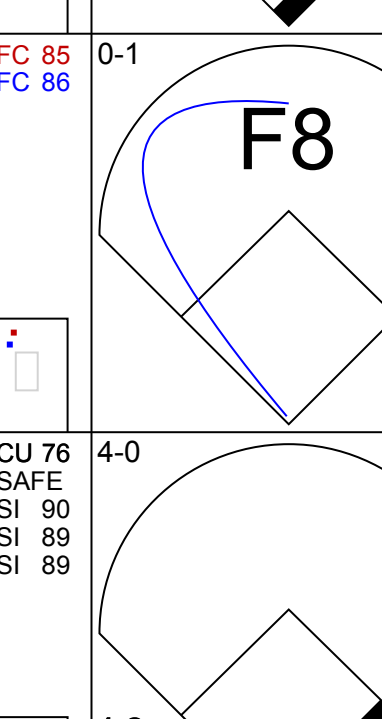
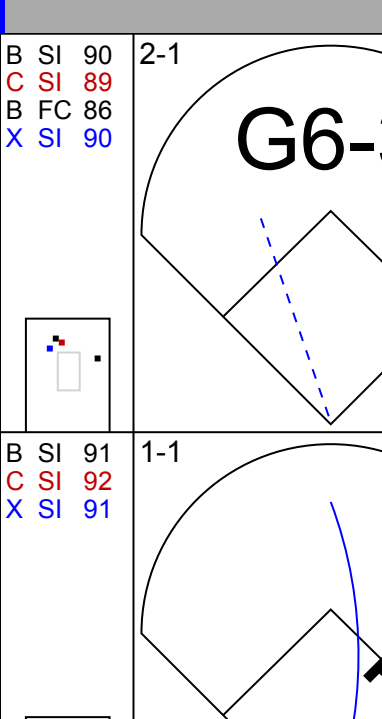

Batter	1	2	3	4	5	6	7	8	9	AB	R	H	RBI	BB	SO	LOB	BOTTOM										
13 Starlin Castro, R (1, 6) OBP: 0.334, SLG: 0.431										4	1	1	0	0	1	1	St. Louis Cardinals @ Chicago Cubs Wrigley Field, Chicago, IL Sat Aug 20 2011, 3:14 PM - 5:56 PM CDT Att: 42,374 - Sunny - 76 F										
15 Darwin Barney, R (1, 4) OBP: 0.331, SLG: 0.377										3	0	1	0	0	0	1											
16 Aramis Ramirez, R (1, 5) OBP: 0.343, SLG: 0.518										3	1	1	2	1	0	0											
22 Carlos Pena, L (1, 3) OBP: 0.345, SLG: 0.459										4	1	1	0	0	2	2											
24 Marlon Byrd, R (1, 8) OBP: 0.346, SLG: 0.429										3	0	1	1	0	0	0											
12 Alfonso Soriano, R (1, 7) OBP: 0.281, SLG: 0.457																											
45 Sean Marshall, L (8, 1) ERA: 2.72										3	0	0	0	0	1	1											
34 Kerry Wood, R (8, 1) ERA: 3.4										0	0	0	0	0	0	0											
49 Carlos Marmol, R (9, 1) ERA: 3.94										0	0	0	0	0	0	0											
21 Tyler Colvin, L (1, 9) OBP: 0.194, SLG: 0.295										3	0	0	0	0	1	1											
18 Geovany Soto, R (1, 2) OBP: 0.328, SLG: 0.430										2	0	1	0	1	1	0											
22 Matt Garza, R (1, 1) OBP: 0.083, SLG: 0.064										1	0	0	0	0	0	1											
1 Tony Campana, L (8, 7) OBP: 0.309, SLG: 0.333										1	0	0	0	0	1	0											
Inning Stats	R: 0 E: 0 K: 1 S: 8	H: 0 LOB: 0 BB: 0 P: 12	R: 0 E: 0 K: 1 S: 8	H: 0 LOB: 0 BB: 0 P: 12	R: 0 E: 0 K: 1 S: 8	H: 0 LOB: 0 BB: 1 P: 14	R: 3 E: 0 K: 1 S: 15	H: 4 LOB: 1 BB: 0 P: 22	R: 0 E: 0 K: 0 S: 13	H: 1 LOB: 1 BB: 0 P: 16	R: 0 E: 0 K: 1 S: 7	H: 0 LOB: 0 BB: 0 P: 9	R: 0 E: 0 K: 1 S: 7	H: 0 LOB: 0 BB: 0 P: 12	R: 0 E: 0 K: 1 S: 12	H: 1 LOB: 2 BB: 1 P: 19	1B: 2 2B: 2 3B: 1 HR: 1	SF: 0 SAC: 2 DP: 1 HBP: 0	WP: 1 PB: 0 SB: 0 CS: 0	PA: 31							
PITCHER	IP	WLS	BF	H	R	ER	SO	BB	IBB	HBP	BLK	WP	HR	S	P	ERA	WHIP										
22 Edwin Jackson, R (1, 1) ERA: 4.03	7.0	L	26	5	3	3	6	1	0	0	0	1	0	66	97	3.86	0.857										
41 Mitchell Boggs, R (8, 1) ERA: 3.44	1.0	S	5	1	0	0	1	1	0	0	0	1	0	12	19	0.00	2.000										

AB	30
R	0
H	5
RBI	0
BB	2
SO	10
LOB	13



AB	27
R	3
H	6
RBI	3
BB	2
SO	7
LOB	7

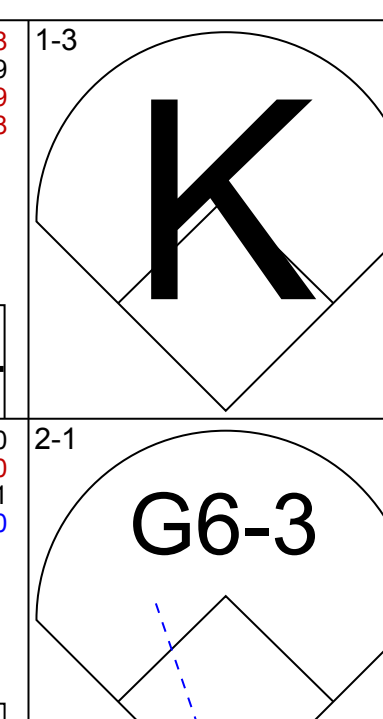
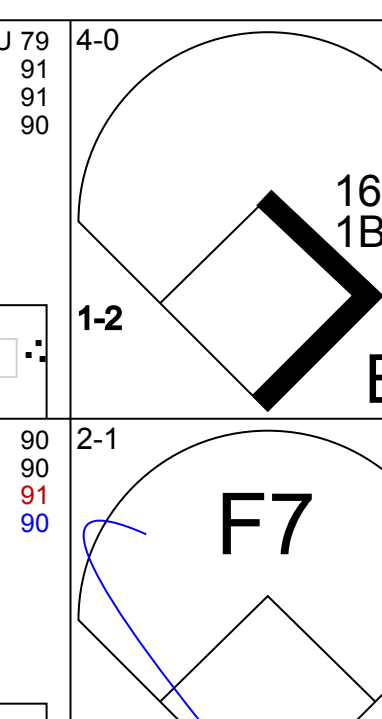
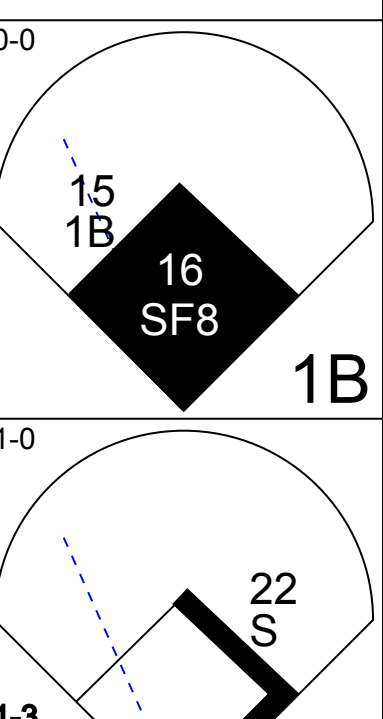


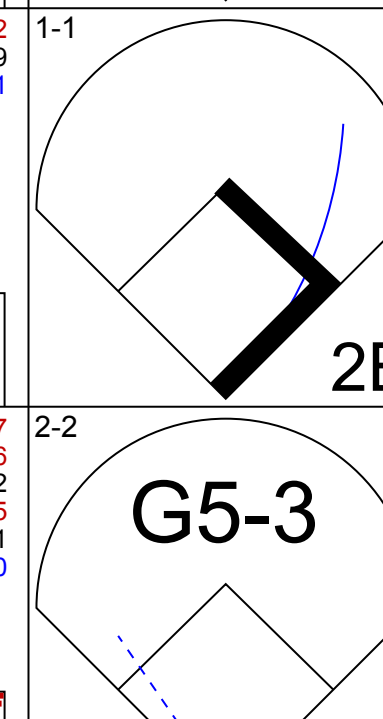
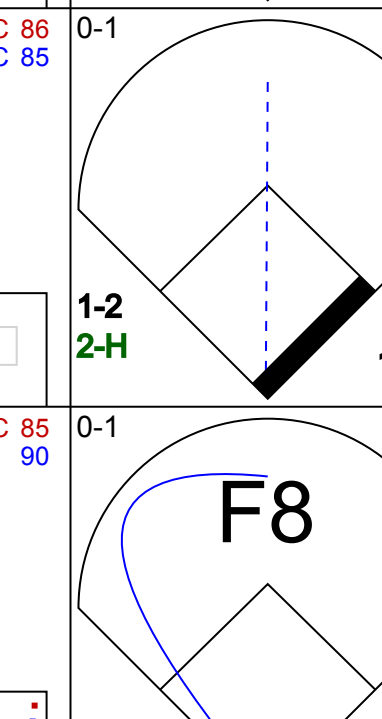
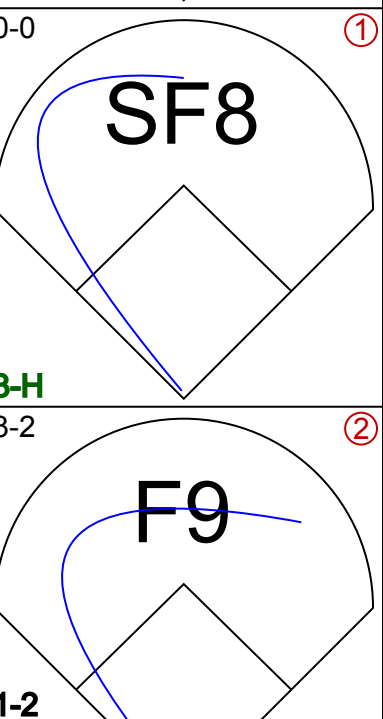

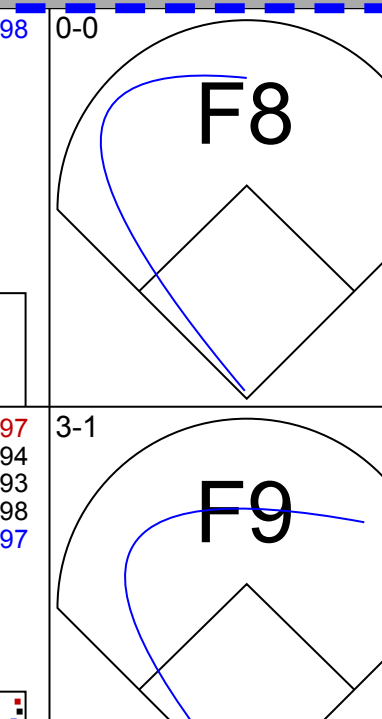


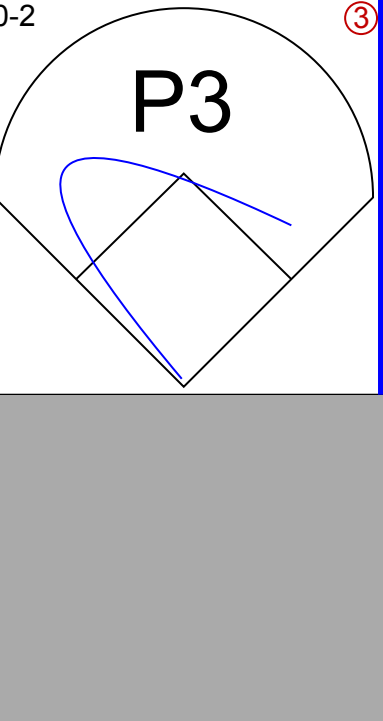


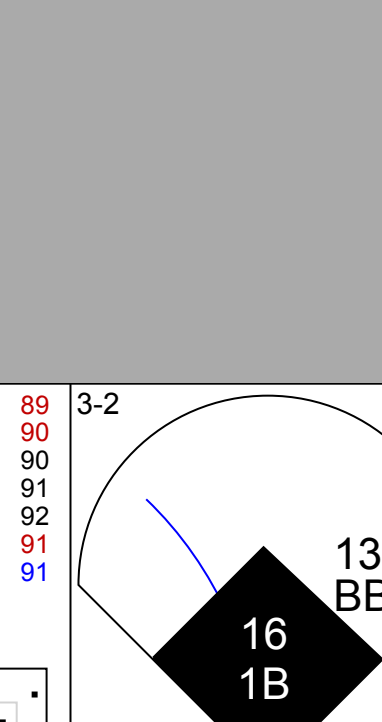



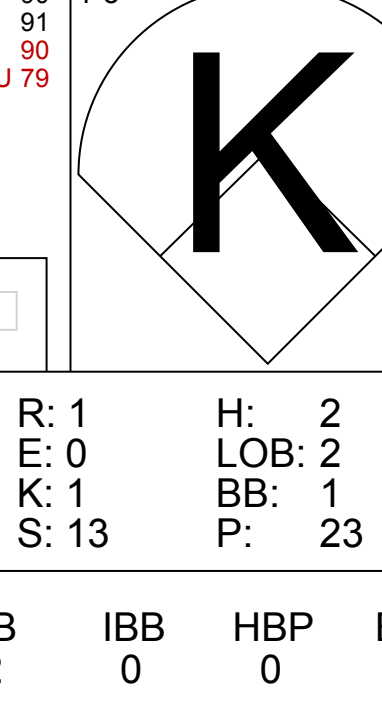
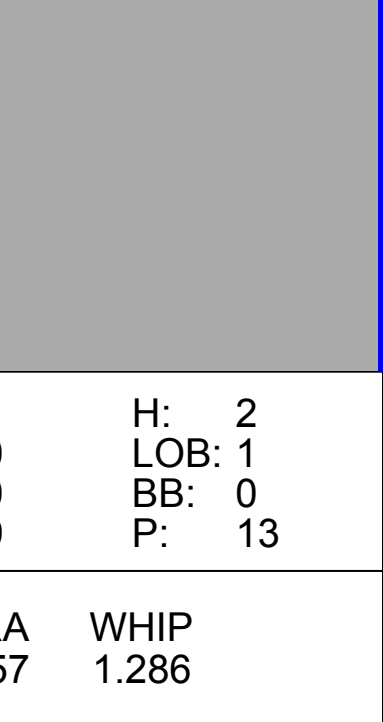

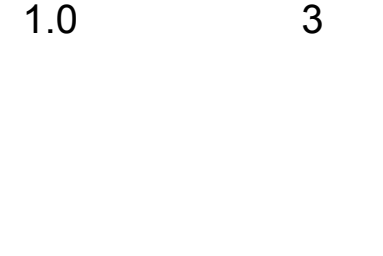

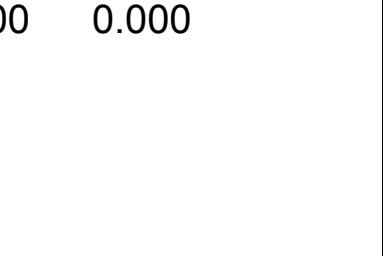


1B:	2
2B:	2
3B:	1
HR:	1
SF:	0
SAC:	2
DP:	1
HBP:	0
WP:	1
PB:	0
SB:	0
CS:	0
PA:	31

Batter	1	2	3	4	5	6	7	8	9	AB	R	H	RBI	BB	SO	LOB	TOP		
55 Skip Schumaker, L (1.4) OBP: 0.339, SLG: 0.366										4	0	0	1	0	2	0			
23 David Freese, R (1.5) OBP: 0.356, SLG: 0.452										5	0	1	0	0	0	1			
5 Albert Pujols, R (1.3) OBP: 0.357, SLG: 0.545										5	1	4	1	0	0	0			
7 Matt Holliday, R (1.7) OBP: 0.409, SLG: 0.547										5	0	3	0	0	0	3			
12 Lance Berkman, S (1.9) OBP: 0.405, SLG: 0.572										3	0	0	0	1	0	3			
59 Fernando Salas, R (9.1)										0	0	0	0	0	0	0			
19 Jon Jay, L (1.8) OBP: 0.347, SLG: 0.425										3	2	2	1	1	1	2			
4 Yadier Molina, R (1.2) OBP: 0.335, SLG: 0.457										4	2	2	3	0	0	3			
33 Daniel Descalso, L (1.6) OBP: 0.335, SLG: 0.357										4	1	1	0	0	1	1			
35 Jake Westbrook, R (1.1) OBP: 0.167, SLG: 0.154										3	0	1	0	0	1	1			
21 Allen Craig, R (8,PH) OBP: 0.371, SLG: 0.519										1	0	0	0	0	0	0			
30 Jason Motte, R (8.1)										0	0	0	0	0	0	0			
44 Corey Patterson, L (9.9) OBP: 0.278, SLG: 0.364										0	0	0	0	0	0	0			
Inning Stats	R: 0 H: 2 E: 0 K: 1 S: 10	H: 2 BB: 0 LOB: 2 P: 15	R: 2 H: 2 E: 0 K: 2 S: 9	H: 2 BB: 0 LOB: 0 P: 14	R: 0 H: 2 E: 0 K: 0 S: 9	H: 2 BB: 0 LOB: 1 P: 11	R: 0 H: 1 E: 0 K: 1 S: 11	H: 1 BB: 0 LOB: 1 P: 5	R: 1 H: 2 E: 1 K: 0 S: 8	H: 2 BB: 0 LOB: 0 P: 11	R: 3 H: 3 E: 0 K: 0 S: 18	H: 3 BB: 1 LOB: 1 P: 27	R: 0 H: 1 E: 0 K: 1 S: 10	H: 0 BB: 0 LOB: 0 P: 5	R: 0 H: 1 E: 0 K: 0 S: 11	H: 1 BB: 0 LOB: 0 P: 17	1B: 8 2B: 2 3B: 0 HR: 4	SF: 1 SAC: 0 DP: 1 HBP: 0	WP: 0 PA: 41 PB: 1 SB: 0 CS: 0
PITCHER	IP WLS BF H R ER SO	IP WLS BF H R ER SO	IP WLS BF H R ER SO	IP WLS BF H R ER SO	IP WLS BF H R ER SO	IP WLS BF H R ER SO	IP WLS BF H R ER SO	IP WLS BF H R ER SO	IP WLS BF H R ER SO	IP WLS BF H R ER SO	IP WLS BF H R ER SO	IP WLS BF H R ER SO	IP WLS BF H R ER SO	IP WLS BF H R ER SO	IP WLS BF H R ER SO	IP WLS BF H R ER SO	ERA WHIP	ERA WHIP	
50 Rodrigo Lopez, R (1.1) ERA: 4.97	5.1 L	25 10	5 5	4 4	1 0	0 0	0 0	0 0	0 0	0 4	56 80	8.44 2.062							
40 James Russell, L (6.1) ERA: 4.32	0.1 3	2 1	1 1	0 1	0 0	0 0	0 0	0 0	0 0	0 7	11 19	27.00 6.000							
29 Jeff Samardzija, R (6.1) ERA: 3.3	1.1 6	1 0	0 1	1 1	0 0	0 0	0 0	0 0	0 0	0 12	19 11	0.00 1.500							
43 John Grabow, L (8.1) ERA: 4.78	1.0 3	0 0	0 0	0 0	0 0	0 0	0 0	0 0	0 0	0 3	5 5	0.00 0.000							
32 Ramon Ortiz, R (9.1) ERA: 6.17	1.0 3	1 0	0 0	0 0	0 0	0 0	0 0	0 0	0 0	0 11	17 17	0.00 1.000							

St. Louis Cardinals @ Chicago Cubs
Wrigley Field, Chicago, IL
Sun Aug 21 2011, 7:11 PM - 9:53 PM CDT
Att: 39,420 - Partly Cloudy - 76 F

AB 37
R 6
H 14
RBI 6
BB 2
SO 5
LOB 14



Batter	1	2	3	4	5	6	7	8	9	AB	R	H	RBI	BB	SO	LOB	BOTTOM		
13 Starlin Castro, R (1.6) OBP: 0.335, SLG: 0.430										3	1	1	0	1	1	0			
15 Darwin Barney, R (1.4) OBP: 0.330, SLG: 0.375										4	0	1	0	0	0	2			
16 Aramis Ramirez, R (1.5) OBP: 0.345, SLG: 0.521										3	0	2	2	0	0	0			
22 Carlos Pena, L (1.3) OBP: 0.342, SLG: 0.455										4	0	0	0	0	0	4			
5 Reed Johnson, R (1.7) OBP: 0.384, SLG: 0.543										3	0	1	0	0	0	1			
29 Jeff Samardzija, R (6.1)										0	0	0	0	0	0	0			
43 John Grabow, L (8.1)										0	0	0	0	0	0	0			
1 Tony Campana, L (8,PH) OBP: 0.306, SLG: 0.330										1	0	0	0	0	1	0			
32 Ramon Ortiz, R (9.1) ERA: 6.17										0	0	0	0	0	0	0			
24 Marlon Byrd, R (1.8) OBP: 0.342, SLG: 0.423										4	0	0	0	0	1				
21 Tyler Colvin, L (1.9) OBP: 0.201, SLG: 0.296										3	0	1	0	1	0	0			
18 Geovany Soto, R (1.2) OBP: 0.327, SLG: 0.428										4	1	1	0	0	2	3			
50 Rodrigo Lopez, R (1.1) OBP: 0.105, SLG: 0.105										2	0	0	0	0	1	3			
40 James Russell, L (6.1) ERA: 1.79										0	0	0	0	0	0	0			
9 Blake DeWitt, L (6.7) OBP: 0.291, SLG: 0.407										1	0	0	0	0	0	0			
Inning Stats	R: 0 H: 1 E: 0 K: 1 S: 11	H: 0 BB: 0 LOB: 0 P: 10	R: 1 H: 2 E: 0 K: 1 S: 13	H: 2 BB: 1 LOB: 2 P: 23	R: 0 H: 1 E: 0 K: 1 S: 10	H: 1 BB: 0 LOB: 1 P: 20	R: 1 H: 2 E: 0 K: 0 S: 9	H: 2 BB: 0 LOB: 1 P: 13	R: 0 H: 1 E: 0 K: 0 S: 6	H: 1 BB: 0 LOB: 0 P: 9	R: 0 H: 0 E: 0 K: 0 S: 7	H: 0 BB: 0 LOB: 0 P: 8	R: 0 H: 0 E: 0 K: 1 S: 6	H: 0 BB: 0 LOB: 0 P: 10	R: 0 H: 0 E: 0 K: 1 S: 9	H: 0 BB: 0 LOB: 0 P: 11	1B: 6 2B: 1 3B: 0 HR: 0	SF: 1 SAC: 0 DP: 1 HBP: 0	WP: 0 PA: 35 PB: 0 SB: 1 CS: 0
PITCHER	IP WLS BF H R ER SO	IP WLS BF H R ER SO	IP WLS BF H R ER SO	IP WLS BF H R ER SO	IP WLS BF H R ER SO	IP WLS BF H R ER SO	IP WLS BF H R ER SO	IP WLS BF H R ER SO	IP WLS BF H R ER SO	IP WLS BF H R ER SO	IP WLS BF H R ER SO	IP WLS BF H R ER SO	IP WLS BF H R ER SO	IP WLS BF H R ER SO	IP WLS BF H R ER SO	IP WLS BF H R ER SO	ERA WHIP	ERA WHIP	
35 Jake Westbrook, R (1.1) ERA: 4.7	7.0 W	29 2	2 2	3 3	2 2	0 0	0 0	0 0	0 0	0 6	10 10	0.00 0.000							
30 Jason Motte, R (8.1) ERA: 1.79	1.0 3	0 0	0 0	1 1	0 0	0 0	0 0	0 0	0 0	0 9	11 11	0.00 0.000							
59 Fernando Salas, R (9.1) ERA: 2.26	1.0 3	0 0	0 0	1 1	0 0	0 0	0 0	0 0	0 0	0 9	11 11	0.00 0.000							

St. Louis Cardinals @ Chicago Cubs
Wrigley Field, Chicago, IL
Sun Aug 21 2011, 7:11 PM - 9:53 PM CDT
Att: 39,420 - Partly Cloudy - 76 F

AB 32
R 2
H 7
RBI 2
BB 2
SO 5
LOB 14



Batter	1	2	3	4	5	6	7	8	9	AB	R	H	RBI	BB	SO	LOB	TOP													
24 Michael Bourn, L (1,8) OBP: 0.362, SLG: 0.398										4	0	1	0	0	1	2														
14 Martin Prado, R (1,7) OBP: 0.319, SLG: 0.413										4	0	0	1	0	1	2														
16 Brian McCann, L (1,2) OBP: 0.369, SLG: 0.507										3	0	0	0	1	1	1														
26 Dan Uggla, R (1,4) OBP: 0.300, SLG: 0.461										4	1	1	1	0	2	2														
5 Freddie Freeman, L (1,3) OBP: 0.356, SLG: 0.472										3	1	1	1	1	1	0														
10 Chipper Jones, S (1,5) OBP: 0.349, SLG: 0.462										4	0	1	0	0	0	0														
2 Alex Gonzalez, R (1,6) OBP: 0.299, SLG: 0.343										3	0	0	0	1	3	2														
17 Jose Constanza, L (1,9) OBP: 0.417, SLG: 0.487										3	1	2	0	0	1	2														
22 Jason Heyward, L (6, PR) OBP: 0.309, SLG: 0.388										1	0	0	0	0	1	0														
49 Jair Jurrjens, R (1,1) OBP: 0.130, SLG: 0.111										2	0	0	0	0	1	4														
59 Aroldys Vizcaino, R (7, 1)										0	0	0	0	0	0	0														
34 Eric O'Flaherty, L (8, 1)										0	0	0	0	0	0	0														
20 Eric Hinske, L (9, PH)										1	0	0	0	0	1	0														
39 Jonny Venters, L (9, 1)										0	0	0	0	0	0	0														
Inning Stats	R: 0 E: 0 K: 0 S: 7	H: 1 LOB: 0 BB: 0 P: 10	R: 1 E: 0 K: 2 S: 9	H: 1 LOB: 0 BB: 0 P: 14	R: 1 E: 0 K: 1 S: 9	H: 1 LOB: 2 BB: 1 P: 17	R: 0 E: 0 K: 3 S: 14	H: 1 LOB: 2 BB: 1 P: 22	R: 0 E: 0 K: 1 S: 9	H: 0 LOB: 0 BB: 0 P: 11	R: 1 E: 0 K: 1 S: 12	H: 2 LOB: 2 BB: 1 P: 21	R: 0 E: 0 K: 1 S: 8	H: 0 LOB: 0 BB: 0 P: 10	R: 0 E: 0 K: 1 S: 7	H: 0 LOB: 0 BB: 0 P: 11	R: 0 E: 0 K: 3 S: 9	H: 0 LOB: 0 BB: 0 P: 15	1B: 4 2B: 1 3B: 0 HR: 2	SF: 0 SAC: 1 DP: 1 HBP: 0	WP: 1 PB: 0 CS: 1	PA: 36								
PITCHER	IP: 6.0 WLS: L BF: 27 ERA: 4.6	WLS: 0 BF: 3 ERA: 4.25	H: 6 R: 3 ER: 3 SO: 8	H: 3 R: 0 ER: 0 SO: 1	H: 0 R: 0 ER: 0 SO: 1	H: 0 R: 0 ER: 0 SO: 3	H: 0 R: 0 ER: 0 SO: 8	H: 0 R: 0 ER: 0 SO: 11	H: 0 R: 0 ER: 0 SO: 15	IP: 6.0 WLS: L BF: 27 ERA: 4.50	WLS: 0 BF: 3 ERA: 4.25	H: 0 R: 0 ER: 0 SO: 1	H: 0 R: 0 ER: 0 SO: 3	H: 0 R: 0 ER: 0 SO: 8	H: 0 R: 0 ER: 0 SO: 11	H: 0 R: 0 ER: 0 SO: 15	IP: 6.0 WLS: L BF: 27 ERA: 4.50	WLS: 0 BF: 3 ERA: 4.25	H: 0 R: 0 ER: 0 SO: 1	H: 0 R: 0 ER: 0 SO: 3	H: 0 R: 0 ER: 0 SO: 8	H: 0 R: 0 ER: 0 SO: 11	H: 0 R: 0 ER: 0 SO: 15	IP: 6.0 WLS: L BF: 27 ERA: 4.50	WLS: 0 BF: 3 ERA: 4.25	H: 0 R: 0 ER: 0 SO: 1	H: 0 R: 0 ER: 0 SO: 3	H: 0 R: 0 ER: 0 SO: 8	H: 0 R: 0 ER: 0 SO: 11	H: 0 R: 0 ER: 0 SO: 15

Atlanta Braves @ Chicago Cubs
Wrigley Field, Chicago, IL
Mon Aug 22 2011, 7:09 PM - 9:56 PM CDT
Att: 37,061 - Clear - 74 F

AB 32
R 3
H 6
RBI 3
BB 3
SO 13
LOB 15



Batter	1	2	3	4	5	6	7	8	9	AB	R	H	RBI	BB	SO	LOB	BOTTOM													
15 Darwin Barney, R (1,6) OBP: 0.331, SLG: 0.373										3	0	0	0	2	1	1														
9 Blake DeWitt, L (1,4) OBP: 0.294, SLG: 0.401										3	0	0	0	2	0	3														
16 Aramis Ramirez, R (1,5) OBP: 0.349, SLG: 0.523										4	0	3	0	1	0	0														
22 Carlos Pena, L (1,3) OBP: 0.345, SLG: 0.455										4	0	2	0	1	2	4														
24 Marlon Byrd, R (1,8) OBP: 0.340, SLG: 0.420										5	0	1	0	0	1	6														
12 Alfonso Soriano, R (1,7) OBP: 0.280, SLG: 0.456										5	0	1	0	0	1	6														
21 Tyler Colvin, L (1,9) OBP: 0.196, SLG: 0.290										3	0	0	0	0	0	1														
5 Reed Johnson, R (8, PH) OBP: 0.387, SLG: 0.551										1	0	1	0	0	0	0														
55 Koyie Hill, S (1,2) OBP: 0.289, SLG: 0.308										2	0	0	0	1	0	0														
18 Geovany Soto, R (8, PH) OBP: 0.326, SLG: 0.427										1	0	0	0	0	0	1														
46 Ryan Dempster, R (1, 1) 1 Tony Cottone, L (8, PH) 40 James Russell, L (7, 1) 29 Jeff Samardzija, R (8, 1) 3 Jeff Baker, R (8, PH) 34 Kerry Wood, R (9, 1)										2	0	0	0	0	0	2														
Inning Stats	R: 0 E: 0 K: 0 S: 7	H: 1 LOB: 2 BB: 2 P: 16	R: 0 E: 0 K: 0 S: 7	H: 0 LOB: 0 BB: 0 P: 10	R: 0 E: 0 K: 1 S: 9	H: 1 LOB: 2 BB: 1 P: 15	R: 0 E: 0 K: 0 S: 9	H: 1 LOB: 3 BB: 0 P: 18	R: 0 E: 0 K: 0 S: 11	H: 1 LOB: 1 BB: 1 P: 18	R: 0 E: 0 K: 1 S: 10	H: 1 LOB: 1 BB: 0 P: 12	R: 0 E: 0 K: 1 S: 10	H: 1 LOB: 0 BB: 0 P: 14	R: 0 E: 0 K: 2 S: 10	H: 0 LOB: 2 BB: 2 P: 20	1B: 7 2B: 2 3B: 0 HR: 0	SF: 0 SAC: 0 DP: 1 HBP: 0	WP: 0 PB: 0 CS: 0	PA: 42										
PITCHER	IP: 6.1 WLS: H BF: 31 ERA: 2.71	WLS: 0 BF: 2 ERA: 2.45	H: 8 R: 0 ER: 0 SO: 1	H: 0 R: 0 ER: 0 SO: 1	H: 0 R: 0 ER: 0 SO: 1	H: 0 R: 0 ER: 0 SO: 2	H: 0 R: 0 ER: 0 SO: 6	H: 0 R: 0 ER: 0 SO: 14	H: 0 R: 0 ER: 0 SO: 20	IP: 6.1 WLS: H BF: 31 ERA: 2.71	WLS: 0 BF: 2 ERA: 2.45	H: 0 R: 0 ER: 0 SO: 1	H: 0 R: 0 ER: 0 SO: 2	H: 0 R: 0 ER: 0 SO: 6	H: 0 R: 0 ER: 0 SO: 14	H: 0 R: 0 ER: 0 SO: 20	IP: 6.1 WLS: H BF: 31 ERA: 2.71	WLS: 0 BF: 2 ERA: 2.45	H: 0 R: 0 ER: 0 SO: 1	H: 0 R: 0 ER: 0 SO: 2	H: 0 R: 0 ER: 0 SO: 6	H: 0 R: 0 ER: 0 SO: 14	H: 0 R: 0 ER: 0 SO: 20	IP: 6.1 WLS: H BF: 31 ERA: 2.71	WLS: 0 BF: 2 ERA: 2.45	H: 0 R: 0 ER: 0 SO: 1	H: 0 R: 0 ER: 0 SO: 2	H: 0 R: 0 ER: 0 SO: 6	H: 0 R: 0 ER: 0 SO: 14	H: 0 R: 0 ER: 0 SO: 20

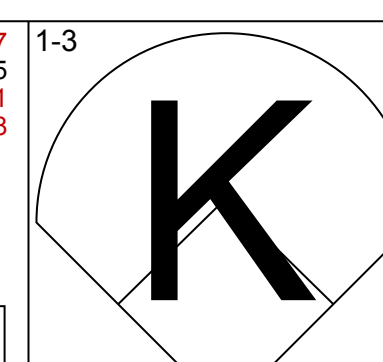
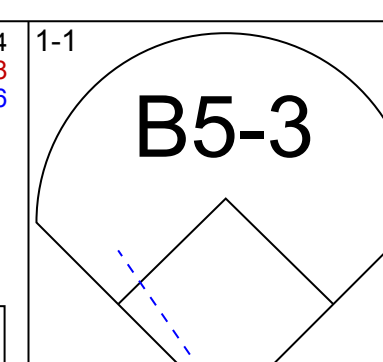
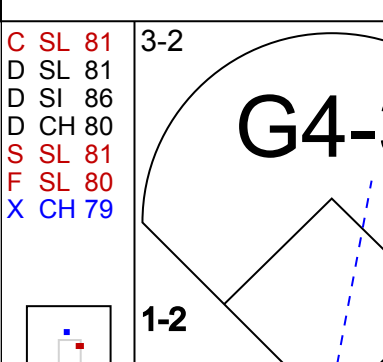
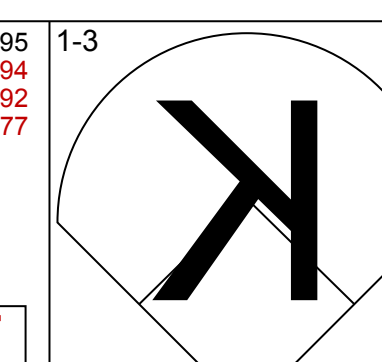
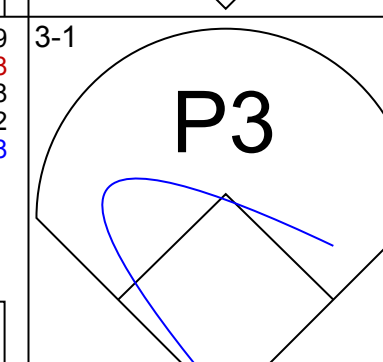
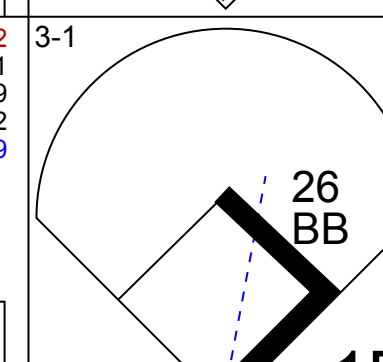
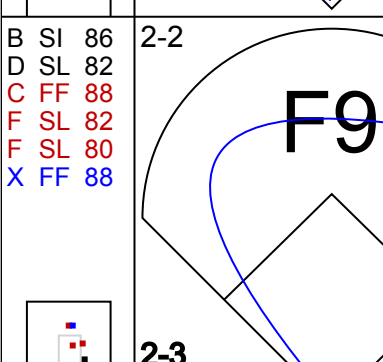
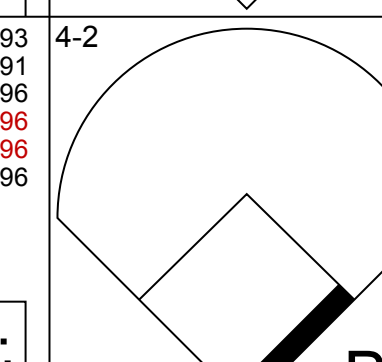
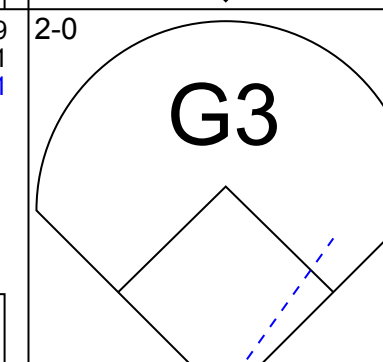
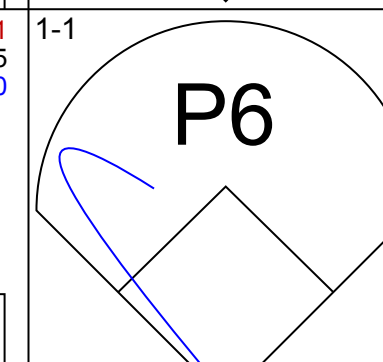
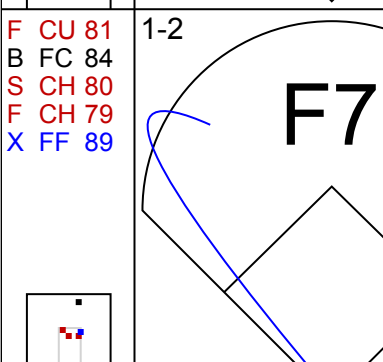
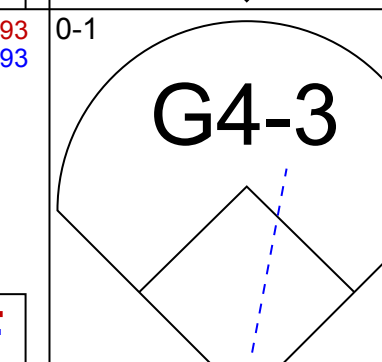

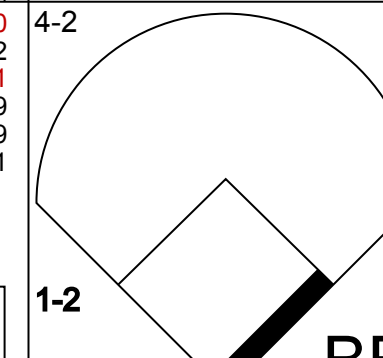
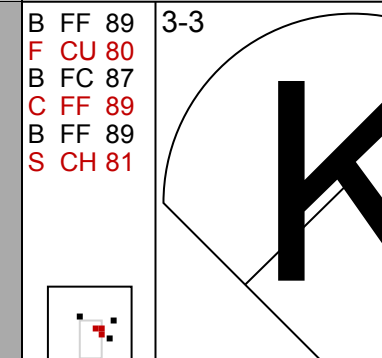
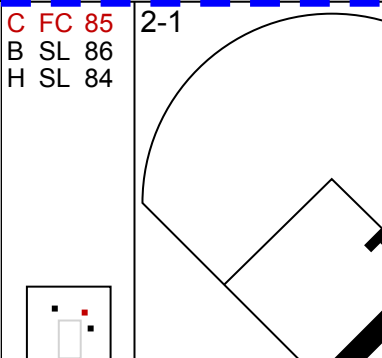

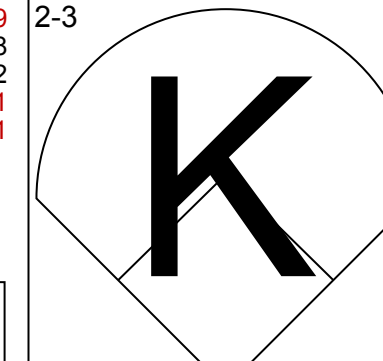
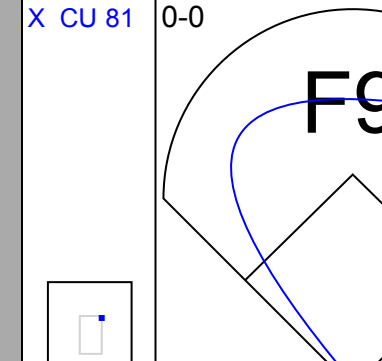
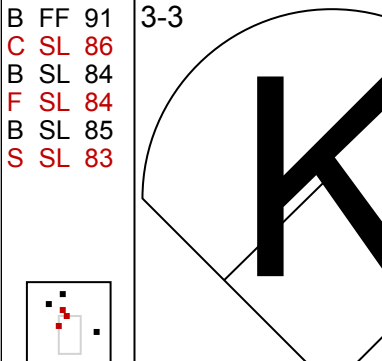

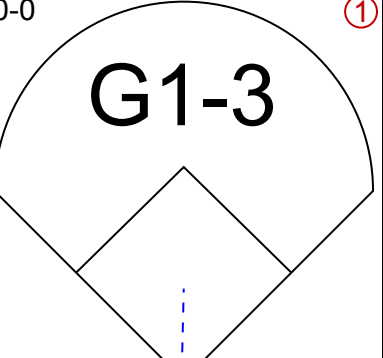
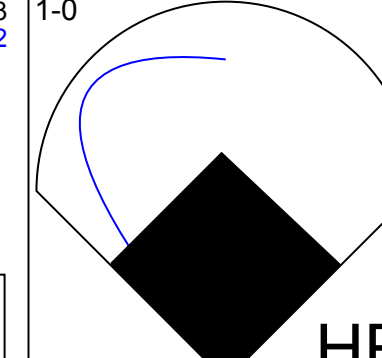
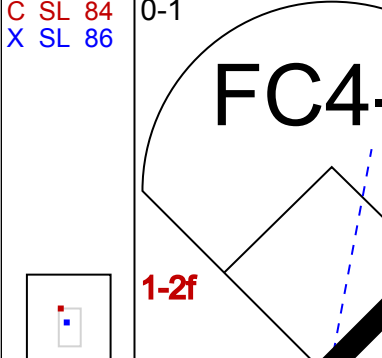
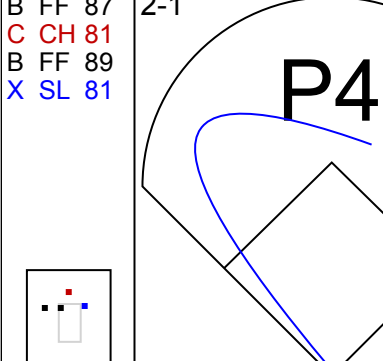
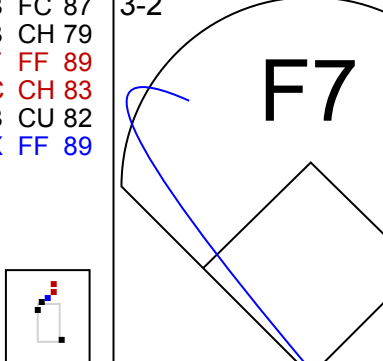
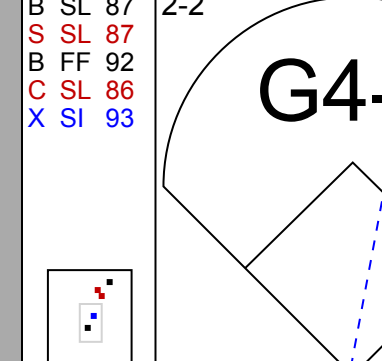
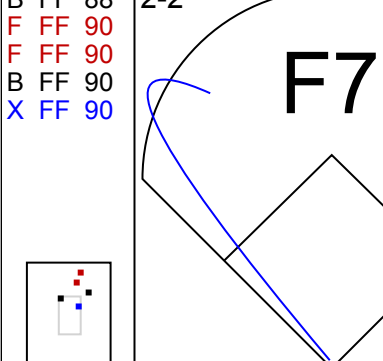
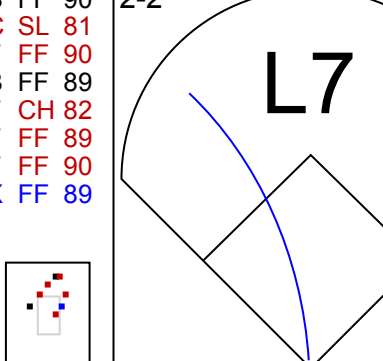
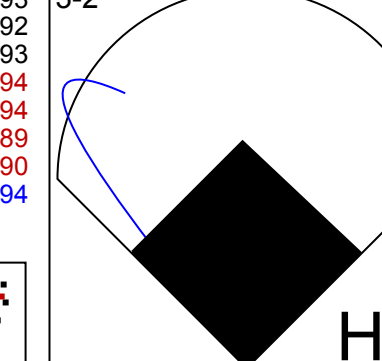
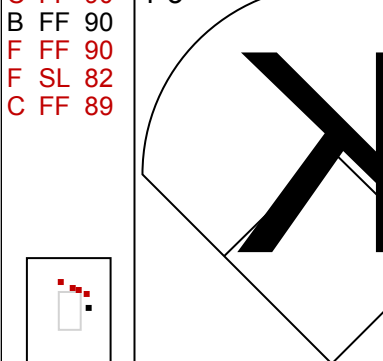
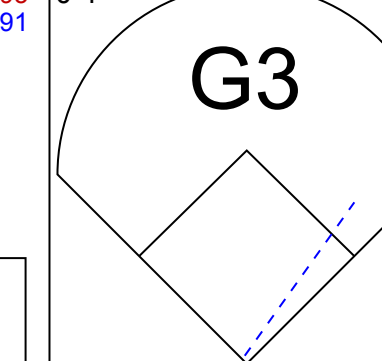
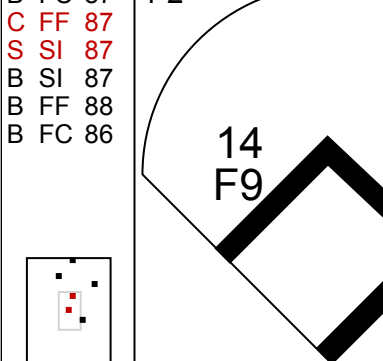
Atlanta Braves @ Chicago Cubs
Wrigley Field, Chicago, IL
Mon Aug 22 2011, 7:09 PM - 9:56 PM CDT
Att: 37,061 - Clear - 74 F

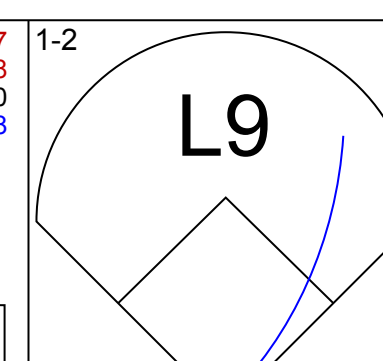
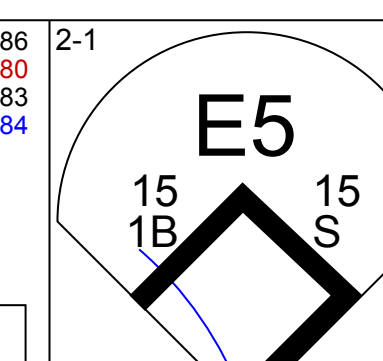
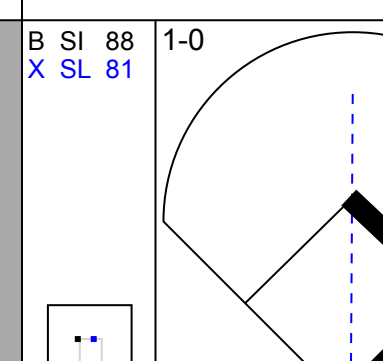
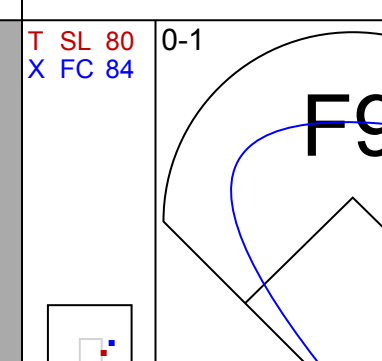
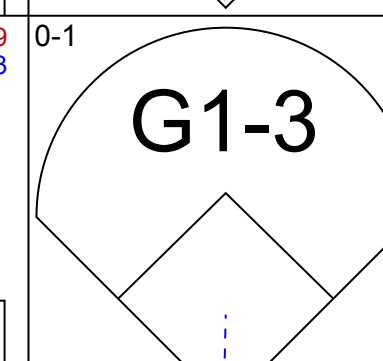
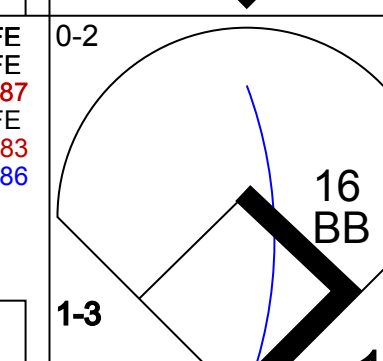
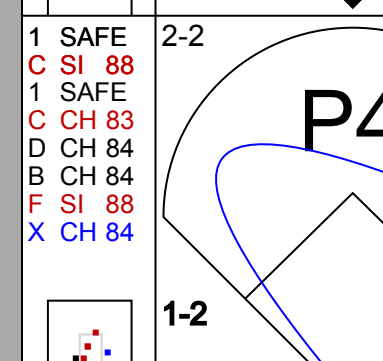
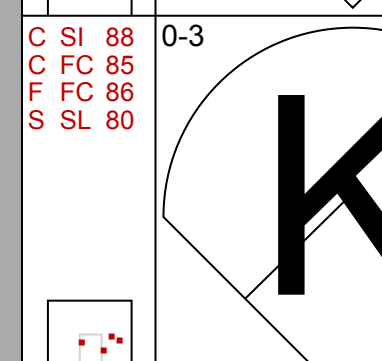
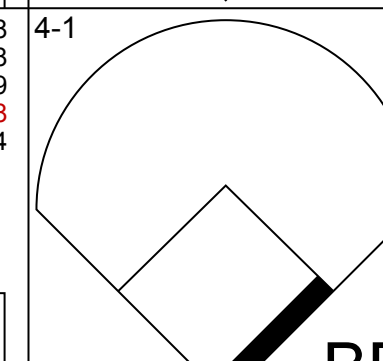
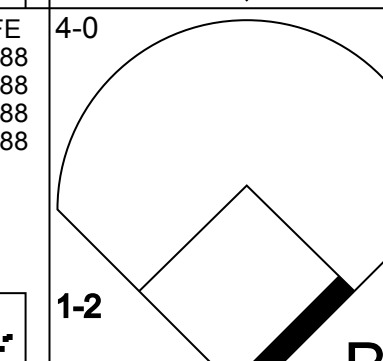
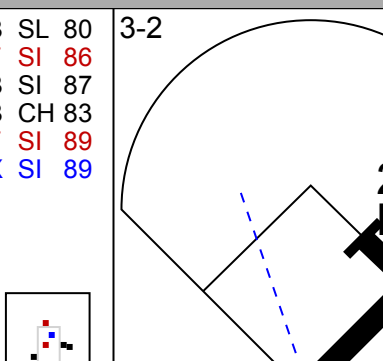
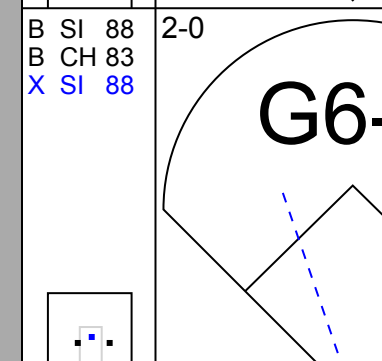
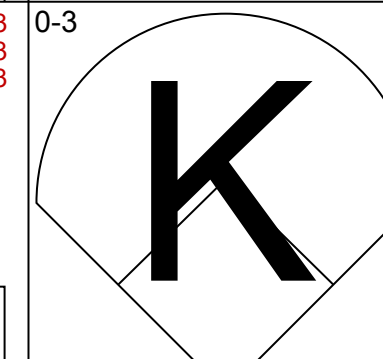
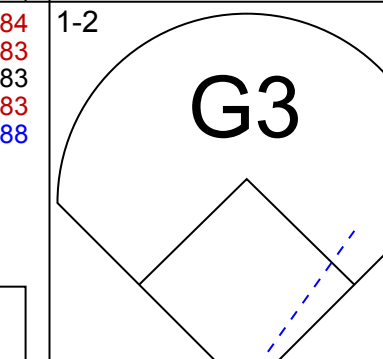
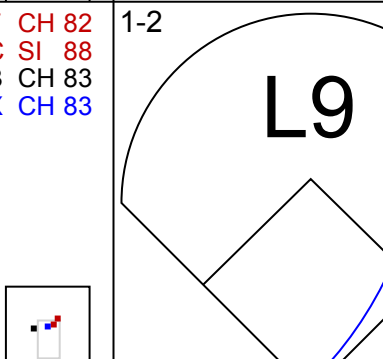
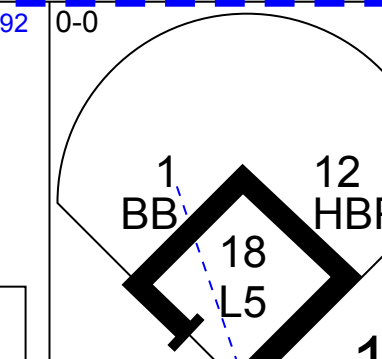
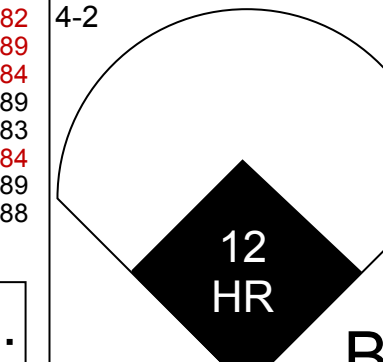
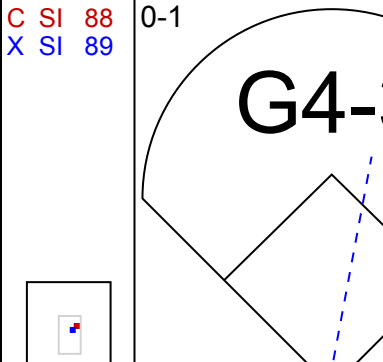
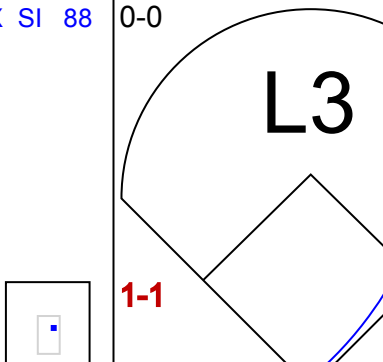
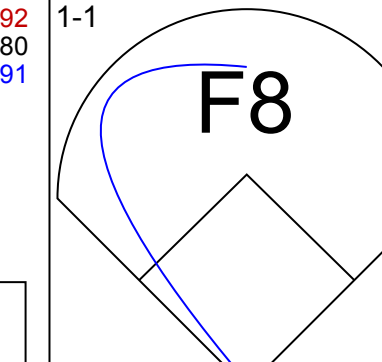
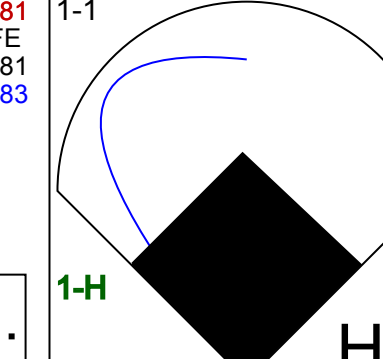
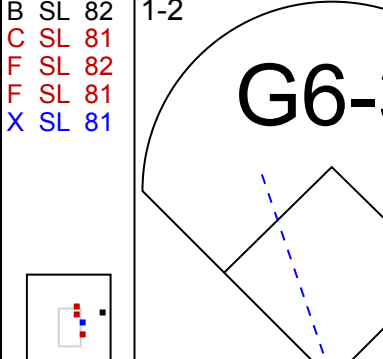
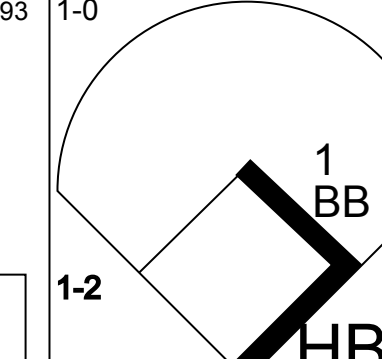
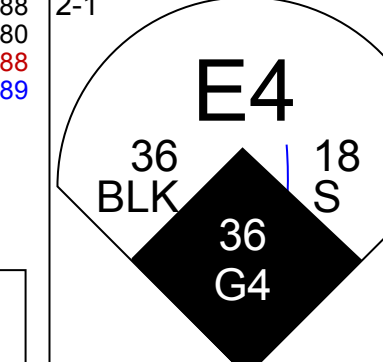
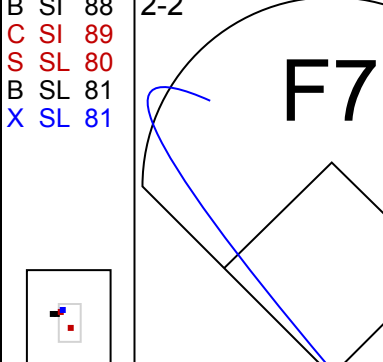
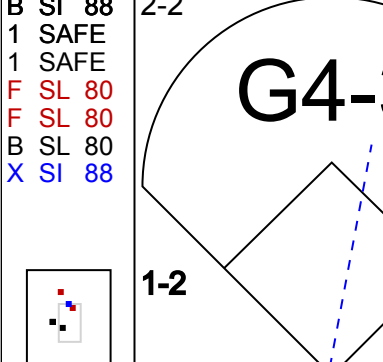
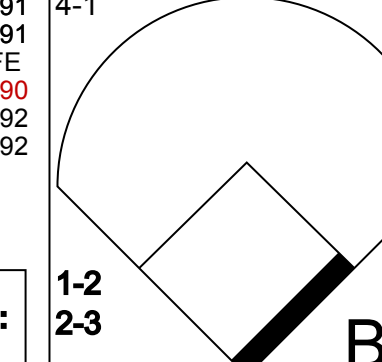
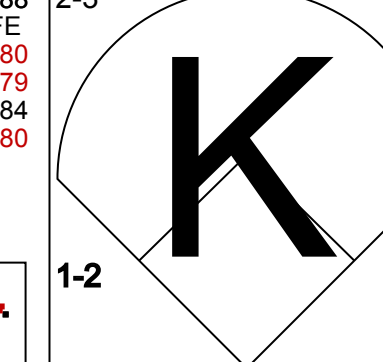

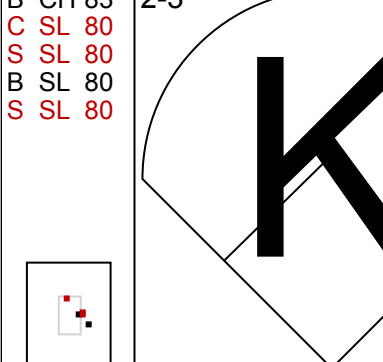
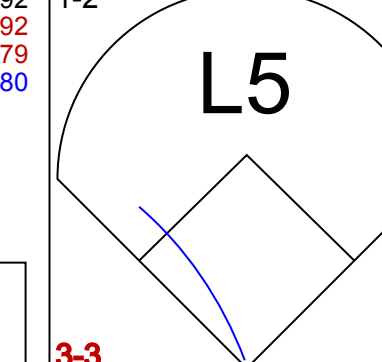

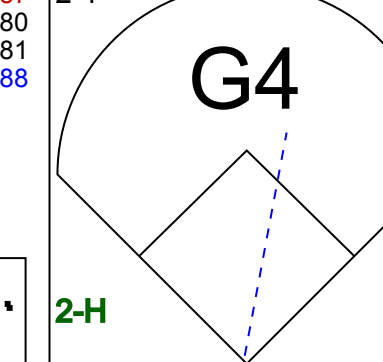
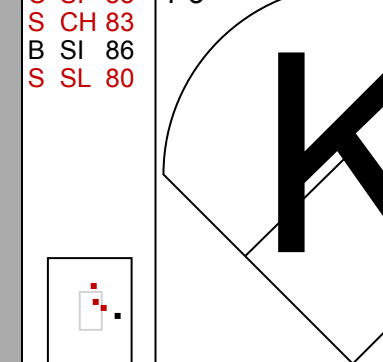
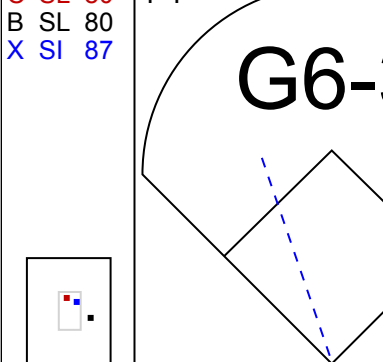

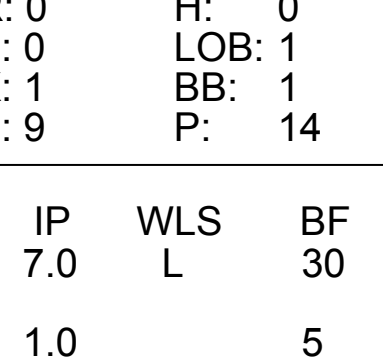
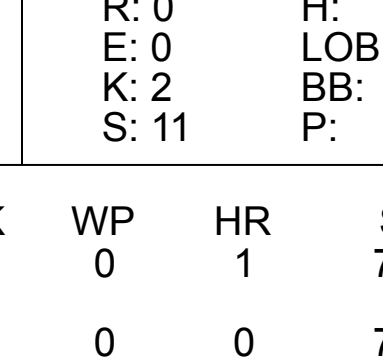
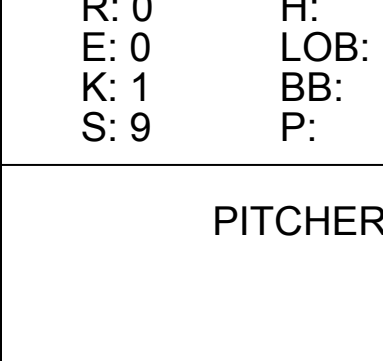
AB 35
R 0
H 9
RBI 0
BB 7
SO 5
LOB 25



Batter	1	2	3	4	5	6	7	8	9	AB	R	H	RBI	BB	SO	LOB	TOP			
24 Michael Bourn, L (1.8) OBP: 0.360, SLG: 0.397										5	0	1	0	0	1	4	<p>Atlanta Braves @ Chicago Cubs Wrigley Field, Chicago, IL Tue Aug 23 2011, 7:07 PM - 9:59 PM CDT Att: 36,639 - Partly Cloudy - 73 F</p> <p>livebaseballscores.com</p> <p>AB 35 R 5 H 9 RBI 5 BB 3 SO 9 LOB 14</p>			
14 Martin Prado, R (1.7) OBP: 0.316, SLG: 0.408										5	0	0	0	0	1	2				
16 Brian McCann, L (1.2) OBP: 0.366, SLG: 0.501										4	0	0	0	0	1	1				
26 Dan Uggla, R (1.4) OBP: 0.300, SLG: 0.460										4	1	1	0	0	2	1				
10 Chipper Jones, S (1.5) OBP: 0.353, SLG: 0.466										4	1	3	0	0	0	0				
20 Eric Hinske, L (1.3) OBP: 0.321, SLG: 0.434 5 Freddie Freeman, L (8.3) OBP: 0.356, SLG: 0.472										3	1	1	0	1	1	2				
2 Alex Gonzalez, R (1.6) OBP: 0.259, SLG: 0.341										3	1	0	1	1	1	3				
22 Jason Heyward, L (1.9) OBP: 0.314, SLG: 0.402										4	1	3	4	0	0	0				
36 Mike Minor, R (1.1) OBP: 0.238, SLG: 0.263 28 Julio Lugo, R (6. PH) OBP: 0.208, SLG: 0.190 50 Cristhian Martinez, R (8.1) OBP: 0.333, SLG: 0.500 52 George Sherrill, L (7.1) OBP: 0.303, SLG: 0.400 59 Aroldys Vizcaino, R (7.1) OBP: 0.307, SLG: 0.400 7 Brooks Conrad, S (9. PH) OBP: 0.289, SLG: 0.380 46 Craig Kimbrel, R (9.1) OBP: 0.319, SLG: 0.380										2	0	0	0	0	1	0				
Inning Stats	R: 0 E: 0 K: 1 S: 5	H: 0 LOB: 0 BB: 0 P: 8	R: 0 E: 0 K: 0 S: 12	H: 1 LOB: 1 BB: 0 P: 23	R: 0 E: 0 K: 0 S: 5	H: 0 LOB: 0 BB: 0 P: 6	R: 5 E: 0 K: 2 S: 16	H: 3 LOB: 0 BB: 2 P: 29	R: 0 E: 0 K: 2 S: 13	H: 2 LOB: 3 BB: 1 P: 19	R: 0 E: 0 K: 2 S: 9	H: 0 LOB: 0 BB: 0 P: 13	R: 0 E: 0 K: 0 S: 6	H: 1 LOB: 0 BB: 0 P: 6	R: 0 E: 0 K: 1 S: 12	H: 1 LOB: 1 BB: 0 P: 14		1B: 7 2B: 1 3B: 0 HR: 1	SF: 0 SAC: 0 DP: 1 HBP: 0	WP: 0 PB: 0 SB: 2 CS: 0
PITCHER	IP WLS BF H R ER SO BB IBB HBP BLK WP HR S P ERA WHIP																			
27 Casey Coleman, R (1.1) ERA: 7.59	5.0 L 22 5 5 5 4 2 0 0 0 0 0 1 51 86 9.00 1.400																			
43 John Grabow, L (6.1) ERA: 4.7	1.0 6 2 0 0 2 1 0 0 0 0 0 0 12 19 0.00 3.000																			
34 Kerry Wood, R (7.1) ERA: 3.24	1.0 3 0 0 0 2 0 0 0 0 0 0 0 9 13 0.00 0.000																			
45 Sean Marshall, L (8.1) ERA: 2.63	2.0 7 2 0 0 1 0 0 0 0 0 0 0 18 20 0.00 1.000																			

Batter	1	2	3	4	5	6	7	8	9	AB	R	H	RBI	BB	SO	LOB	BOTTOM			
13 Starlin Castro, R (1.6) OBP: 0.334, SLG: 0.428										5	0	1	0	0	2	2	<p>Atlanta Braves @ Chicago Cubs Wrigley Field, Chicago, IL Tue Aug 23 2011, 7:07 PM - 9:59 PM CDT Att: 36,639 - Partly Cloudy - 73 F</p> <p>livebaseballscores.com</p> <p>AB 38 R 4 H 10 RBI 3 BB 0 SO 12 LOB 22</p>			
5 Reed Johnson, R (1.9) OBP: 0.382, SLG: 0.542										5	0	1	0	0	2	3				
16 Aramis Ramirez, R (1.5) OBP: 0.356, SLG: 0.530										5	1	5	2	0	0	0				
3 Jeff Baker, R (1.4) OBP: 0.251, SLG: 0.266 43 John Grabow, L (8.1) ERA: 4.7 34 Kerry Wood, R (7.1) ERA: 3.24 9 Blake DeWitt, L (9. PH) OBP: 0.207, SLG: 0.200 45 Sean Marshall, L (8.1) ERA: 2.63 21 Tyler Colvin, L (9. PH) OBP: 0.191, SLG: 0.288										3	0	0	0	0	0	3				
22 Carlos Pena, L (1.3) OBP: 0.342, SLG: 0.450										4	0	0	0	0	2	7				
24 Marlon Byrd, R (1.8) OBP: 0.336, SLG: 0.415										4	0	0	0	0	1	4				
12 Alfonso Soriano, R (1.7) OBP: 0.282, SLG: 0.467										4	1	2	1	0	1	0				
18 Geovany Soto, R (1.2) OBP: 0.325, SLG: 0.423										3	1	0	0	0	1	1				
27 Casey Coleman, L (1.1) OBP: 0.125, SLG: 0.188 15 Darwin Barney, R (5. PH) OBP: 0.331, SLG: 0.372										1	0	0	0	0	1	0				
Inning Stats	R: 0 E: 0 K: 2 S: 12	H: 2 LOB: 2 BB: 0 P: 16	R: 0 E: 0 K: 2 S: 10	H: 0 LOB: 0 BB: 0 P: 18	R: 0 E: 0 K: 1 S: 8	H: 0 LOB: 0 BB: 0 P: 11	R: 4 E: 1 K: 1 S: 18	H: 3 LOB: 1 BB: 0 P: 25	R: 0 E: 0 K: 1 S: 11	H: 1 LOB: 1 BB: 0 P: 12	R: 0 E: 0 K: 2 S: 12	H: 2 LOB: 3 BB: 0 P: 15	R: 0 E: 0 K: 1 S: 11	H: 0 LOB: 0 BB: 0 P: 15	R: 0 E: 1 K: 2 S: 12	H: 1 LOB: 1 BB: 0 P: 16		1B: 7 2B: 2 3B: 0 HR: 1	SF: 0 SAC: 0 DP: 0 HBP: 2	WP: 0 PB: 0 SB: 0 CS: 0
PITCHER	IP WLS BF H R ER SO BB IBB HBP BLK WP HR S P ERA WHIP																			
36 Mike Minor, L (1.1) ERA: 4.37	5.0 W 23 6 4 3 6 0 0 1 0 0 0 0 19 20 0.00 2.250																			
50 Cristhian Martinez, R (6.1) ERA: 3.26	1.1 H 7 3 0 0 2 0 0 0 0 0 0 0 12 16 0.00 0.000																			
52 George Sherrill, L (7.1) ERA: 3.03	0.1 H 2 0 0 0 1 0 0 1 0 0 0 0 3 6 0.00 0.000																			
59 Aroldys Vizcaino, R (7.1) ERA: 2.08	1.1 H 4 0 0 0 1 0 0 0 0 0 0 0 12 16 0.00 0.000																			
46 Craig Kimbrel, R (9.1) ERA: 1.7	1.0 S 4 1 0 0 2 0 0 0 0 0 0 0 12 16 0.00 1.000																			

Batter	1	2	3	4	5	6	7	8	9	AB	R	H	RBI	BB	SO	LOB	TOP					
24 Michael Bourn, L (1.8) OBP: 0.358, SLG: 0.393										4	0	0	0	0	2	1	<p>Atlanta Braves @ Chicago Cubs Wrigley Field, Chicago, IL Wed Aug 24, 2011, 7:07 PM - 9:42 PM CDT Att: 37,098 - Partly Cloudy - 86 F</p>					
14 Martin Prado, R (1.7) OBP: 0.317, SLG: 0.407										3	0	1	0	1	0	1						
16 Brian McCann, L (1.2) OBP: 0.362, SLG: 0.496										4	0	0	0	0	0	3						
26 Dan Uggla, R (1.4) OBP: 0.301, SLG: 0.458										2	0	0	0	1	2	0						
5 Freddie Freeman, L (1.3) OBP: 0.353, SLG: 0.468										4	0	0	0	0	2	3						
10 Chipper Jones, S (1.5) OBP: 0.382, SLG: 0.472										4	1	1	1	0	1	1						
17 Jose Constanza, L (0. PR) OBP: 0.417, SLG: 0.487										0	0	0	0	0	0	0						
22 Jason Heyward, L (1.9) OBP: 0.311, SLG: 0.397										4	0	0	0	0	1	1						
2 Alex Gonzalez, R (1.6) OBP: 0.259, SLG: 0.347										3	1	1	1	0	0	0						
32 Derek Lowe, R (1.1) OBP: 0.250, SLG: 0.273										1	0	0	0	1	1	0						
7 Brooks Conrad, S (0. PH) OBP: 0.333, SLG: 0.422										1	0	0	0	0	0	0						
19 Scott Linebrink, R (0.1)										0	0	0	0	0	0	0						
Inning Stats	R: 0 E: 0 K: 1 S: 6	H: 0 LOB: 0 BB: 0 P: 12	R: 0 E: 0 K: 2 S: 9	H: 0 LOB: 0 BB: 0 P: 13	R: 0 E: 0 K: 1 S: 9	H: 0 LOB: 0 BB: 0 P: 14	R: 0 E: 0 K: 1 S: 11	H: 1 LOB: 2 BB: 1 P: 22	R: 0 E: 0 K: 0 S: 10	H: 0 LOB: 0 BB: 0 P: 15	R: 0 E: 0 K: 0 S: 14	H: 0 LOB: 1 BB: 1 P: 24	R: 1 E: 0 K: 1 S: 8	H: 1 LOB: 0 BB: 0 P: 14	R: 1 E: 0 K: 1 S: 14	H: 1 LOB: 1 BB: 1 P: 22	R: 0 E: 0 K: 2 S: 10	H: 0 LOB: 1 BB: 0 P: 18	1B: 1 2B: 0 3B: 0 HR: 2	SF: 0 SAC: 0 DP: 0 HBP: 1	WP: 0 PB: 0 SB: 0 CS: 0	PA: 34
PITCHER	IP	WLS	BF	H	R	ER	SO	BB	IBB	HBP	BLK	WP	HR	S	P	ERA	WHIP					
36 Randy Wells, R (1.1) ERA: 5.53	6.2	W	24	2	1	1	6	2	0	0	0	0	1	64	109	1.35	0.600					
45 Sean Marshall, L (7.1) ERA: 2.51	0.1	H	1	0	0	0	0	0	0	0	0	0	0	3	5	0.00	0.000					
34 Kerry Wood, R (0.1) ERA: 3.38	1.0	H	5	1	1	1	1	1	0	0	0	0	1	14	22	9.00	2.000					
49 Carlos Marmol, R (0.1) ERA: 3.88	1.0	S	4	0	0	0	2	0	0	1	0	0	0	10	18	0.00	0.000					

Batter	1	2	3	4	5	6	7	8	9	AB	R	H	RBI	BB	SO	LOB	BOTTOM					
13 Starlin Castro, R (1.6) OBP: 0.333, SLG: 0.427										4	0	1	0	0	0	0	<p>Atlanta Braves @ Chicago Cubs Wrigley Field, Chicago, IL Wed Aug 24, 2011, 7:07 PM - 9:42 PM CDT Att: 37,098 - Partly Cloudy - 86 F</p>					
15 Darwin Barney, R (1.4) OBP: 0.330, SLG: 0.371										4	0	1	0	0	1	1						
16 Aramis Ramirez, R (1.5) OBP: 0.359, SLG: 0.530										2	0	1	0	2	0	0						
22 Carlos Pena, L (1.3) OBP: 0.341, SLG: 0.449										4	0	1	0	0	1	5						
21 Tyler Colvin, L (1.9) OBP: 0.198, SLG: 0.283										3	1	0	0	1	0	2						
12 Alfonso Soriano, R (1.7) OBP: 0.286, SLG: 0.475										2	1	1	2	1	0	0						
49 Carlos Marmol, R (0.1)										0	0	0	0	0	0	0						
1 Tony Campana, L (1.8) OBP: 0.310, SLG: 0.327										3	1	0	0	1	0	1						
18 Geovany Soto, R (1.2) OBP: 0.322, SLG: 0.418										4	0	0	0	0	3	5						
36 Randy Wells, R (1.1) OBP: 0.161, SLG: 0.161										3	0	0	1	0	1	1						
45 Sean Marshall, L (7.1)										0	0	0	0	0	0	0						
34 Kerry Wood, R (0.1)										0	0	0	0	0	0	0						
24 Marion Byrd, R (0.8) OBP: 0.336, SLG: 0.415										0	0	0	0	0	0	0						
Inning Stats	R: 0 E: 0 K: 1 S: 9	H: 0 LOB: 1 BB: 1 P: 14	R: 3 E: 2 K: 1 S: 22	H: 2 LOB: 3 BB: 2 P: 40	R: 0 E: 0 K: 0 S: 9	H: 0 LOB: 0 BB: 0 P: 12	R: 0 E: 0 K: 2 S: 11	H: 1 LOB: 1 BB: 0 P: 15	R: 0 E: 0 K: 0 S: 7	H: 1 LOB: 0 BB: 0 P: 11	R: 0 E: 0 K: 1 S: 9	H: 0 LOB: 1 BB: 1 P: 18	R: 0 E: 0 K: 1 S: 7	H: 0 LOB: 0 BB: 0 P: 9	R: 0 E: 0 K: 0 S: 7	H: 1 LOB: 2 BB: 1 P: 14	R: 0 E: 0 K: 2 S: 10	H: 0 LOB: 1 BB: 0 P: 18	1B: 4 2B: 2 3B: 0 HR: 1	SF: 0 SAC: 0 DP: 2 HBP: 1	WP: 0 PB: 0 SB: 3 CS: 0	PA: 35
PITCHER	IP	WLS	BF	H	R	ER	SO	BB	IBB	HBP	BLK	WP	HR	S	P	ERA	WHIP					
32 Derek Lowe, R (1.1) ERA: 4.63	7.0	L	30	4	3	2	6	4	0	0	1	0	1	74	119	2.57	1.143					
19 Scott Linebrink, R (0.1) ERA: 3.55	1.0		5	1	0	0	0	1	0	1	0	0	0	7	14	0.00	2.000					



Batter	1	2	3	4	5	6	7	8	9	AB	R	H	RBI	BB	SO	LOB	TOP	
24 Michael Bourn, L (1.8) OBP: 0.362, SLG: 0.397										5	2	4	1	0	0	0		
14 Martin Prado, R (1.5) OBP: 0.318, SLG: 0.408										4	2	1	0	1	0	4		
16 Brian McCann, L (1.2) OBP: 0.365, SLG: 0.512										4	2	2	4	1	0	3		
26 Dan Uggla, R (1.4) OBP: 0.302, SLG: 0.456										4	1	1	1	1	2	0		
5 Freddie Freeman, L (1.3) OBP: 0.356, SLG: 0.468										4	0	2	1	0	1	0		
2 Alex Gonzalez, R (1.6) OBP: 0.257, SLG: 0.343										5	0	0	0	0	1	6		
22 Jason Heyward, L (1.9) OBP: 0.307, SLG: 0.393										3	0	0	1	0	1	3		
17 Jose Constanza, L (1.7) OBP: 0.398, SLG: 0.463										4	1	0	0	0	4			
37 Brandon Beachy, R (1.1) OBP: 0.083, SLG: 0.057										3	0	0	0	0	2	0		
59 Aroldys Vizcaino, R (7.1) OBP: 0.340, SLG: 0.429										1	0	1	0	0	0	0		
7 Brooks Conrad, S (8.1) OBP: 0.333, SLG: 0.500										0	0	0	0	0	0	0		
34 Eric O'Flaherty, L (8.1) OBP: 0.333, SLG: 0.500										0	0	0	0	0	0	0		
50 Cristian Martinez, R (9.1) OBP: 0.333, SLG: 0.500										0	0	0	0	0	0	0		
Inning Stats	R: 3 H: 2 E: 1 K: 2 S: 14	H: 2 R: 0 ER: 0 LOB: 0 BB: 0 P: 19	R: 2 H: 2 E: 1 K: 1 S: 23	H: 2 R: 0 ER: 0 LOB: 1 BB: 0 P: 13	R: 1 H: 2 E: 1 K: 1 S: 12	H: 2 R: 0 ER: 0 LOB: 1 BB: 1 P: 18	R: 0 H: 0 E: 0 K: 0 S: 10	H: 1 R: 1 ER: 0 LOB: 0 BB: 0 P: 12	R: 1 H: 2 E: 0 K: 0 S: 14	H: 2 R: 0 ER: 0 LOB: 0 BB: 0 P: 10	1B: 8 2B: 1 3B: 0 HR: 2	SF: 1 SAC: 0 DP: 1 HBP: 1	WP: 0 PB: 0 SB: 0 CS: 2	PA: 43				
PITCHER	IP: 5.0 WLS: L BF: 26 ERA: 3.88	H: 8 R: 6 ER: 3 LOB: 6 BB: 2 IBB: 0 HBP: 0 BLK: 0 WP: 0 HR: 1 S: 67 P: 98	IP: 2.0 WLS: 1 BF: 7 ERA: 4.50	IP: 1.0 WLS: 2 BF: 6 ERA: 0.00	IP: 1.0 WLS: 1 BF: 6 ERA: 0.00	IP: 1.0 WLS: 1 BF: 6 ERA: 0.00	IP: 1.0 WLS: 1 BF: 6 ERA: 0.00	IP: 1.0 WLS: 1 BF: 6 ERA: 0.00	IP: 1.0 WLS: 1 BF: 6 ERA: 0.00	IP: 1.0 WLS: 1 BF: 6 ERA: 0.00	IP: 1.0 WLS: 1 BF: 6 ERA: 0.00	IP: 1.0 WLS: 1 BF: 6 ERA: 0.00	IP: 1.0 WLS: 1 BF: 6 ERA: 0.00	IP: 1.0 WLS: 1 BF: 6 ERA: 0.00	IP: 1.0 WLS: 1 BF: 6 ERA: 0.00	IP: 1.0 WLS: 1 BF: 6 ERA: 0.00	IP: 1.0 WLS: 1 BF: 6 ERA: 0.00	IP: 1.0 WLS: 1 BF: 6 ERA: 0.00

Atlanta Braves @ Chicago Cubs
Wrigley Field, Chicago, IL
Thu Aug 25 2011, 1:25 PM - 4:15 PM CDT
Att: 36,136 - Sunny - 72 F

AB 37
R 8
H 11
RBI 8
BB 3
SO 7
LOB 20



Batter	1	2	3	4	5	6	7	8	9	AB	R	H	RBI	BB	SO	LOB	BOTTOM	
13 Starlin Castro, R (1.6) OBP: 0.333, SLG: 0.426										4	1	1	0	0	0	0		
15 Darwin Barney, R (1.4) OBP: 0.327, SLG: 0.368										4	0	0	1	0	1	0		
16 Aramis Ramirez, R (1.5) OBP: 0.358, SLG: 0.530										4	0	1	0	0	1	0		
22 Carlos Pena, L (1.3) OBP: 0.343, SLG: 0.449										4	0	2	0	0	2	1		
5 Reed Johnson, R (1.7) OBP: 0.385, SLG: 0.539										3	0	1	0	0	2	1		
24 Marlon Byrd, R (1.8) OBP: 0.335, SLG: 0.422										4	1	1	1	0	0	4		
21 Tyler Colvin, L (1.9) OBP: 0.199, SLG: 0.294										4	1	1	0	0	1	2		
18 Geovany Soto, R (1.2) OBP: 0.319, SLG: 0.413										4	0	0	1	0	2	1		
22 Matt Garza, R (1.1) OBP: 0.083, SLG: 0.057										1	0	0	0	0	1	0		
1 Tony Cottone, L (5.1) OBP: 0.298, SLG: 0.334										1	0	0	0	0	1	0		
43 John Grabow, L (8.1) OBP: 0.333, SLG: 0.500										0	0	0	0	0	0	0		
9 Blake DeWitt, L (7.1) OBP: 0.333, SLG: 0.500										0	0	0	0	0	0	0		
40 James Russell, L (8.1) OBP: 0.333, SLG: 0.500										0	0	0	0	0	0	0		
29 Jeff Samardzija, R (9.1) OBP: 0.333, SLG: 0.500										0	0	0	0	0	0	0		
Inning Stats	R: 1 H: 1 E: 0 K: 1 S: 15	H: 2 R: 2 ER: 0 LOB: 0 BB: 0 P: 19	R: 0 H: 0 E: 0 K: 1 S: 6	R: 0 H: 1 E: 0 K: 2 S: 12	R: 0 H: 0 E: 0 K: 2 S: 10	R: 0 H: 2 E: 0 K: 0 S: 9	R: 0 H: 0 E: 0 K: 0 S: 5	R: 0 H: 1 E: 0 K: 2 S: 13	R: 0 H: 0 E: 0 K: 1 S: 10	H: 1 R: 0 ER: 0 LOB: 1 BB: 0 P: 14	1B: 4 2B: 1 3B: 1 HR: 1	SF: 0 SAC: 0 DP: 0 HBP: 1	WP: 0 PB: 0 SB: 2 CS: 0	PA: 35				
PITCHER	IP: 6.0 WLS: W BF: 24 ERA: 3.00	H: 8 R: 3 ER: 2 LOB: 8 BB: 0 IBB: 0 HBP: 0 BLK: 0 WP: 0 HR: 1 S: 65 P: 97	IP: 1.0 WLS: 3 BF: 3 ERA: 1.80	IP: 1.0 WLS: 4 BF: 1 ERA: 0.00	IP: 1.0 WLS: 1 BF: 6 ERA: 0.00	IP: 1.0 WLS: 1 BF: 6 ERA: 0.00	IP: 1.0 WLS: 1 BF: 6 ERA: 0.00	IP: 1.0 WLS: 1 BF: 6 ERA: 0.00	IP: 1.0 WLS: 1 BF: 6 ERA: 0.00	IP: 1.0 WLS: 1 BF: 6 ERA: 0.00	IP: 1.0 WLS: 1 BF: 6 ERA: 0.00	IP: 1.0 WLS: 1 BF: 6 ERA: 0.00	IP: 1.0 WLS: 1 BF: 6 ERA: 0.00	IP: 1.0 WLS: 1 BF: 6 ERA: 0.00	IP: 1.0 WLS: 1 BF: 6 ERA: 0.00	IP: 1.0 WLS: 1 BF: 6 ERA: 0.00	IP: 1.0 WLS: 1 BF: 6 ERA: 0.00	IP: 1.0 WLS: 1 BF: 6 ERA: 0.00

Atlanta Braves @ Chicago Cubs
Wrigley Field, Chicago, IL
Thu Aug 25 2011, 1:25 PM - 4:15 PM CDT
Att: 36,136 - Sunny - 72 F

AB 34
R 3
H 7
RBI 3
BB 0
SO 11
LOB 9



Batter	1	2	3	4	5	6	7	8	9	AB	R	H	RBI	BB	SO	LOB	TOP					
13 Starlin Castro, R OBP: 0.332, SLG: 0.430										4	1	1	1	0	1	1	Chicago Cubs @ Milwaukee Brewers Miller Park, Milwaukee, WI Fri Aug 26 2011, 7:11 PM - 10:11 PM CDT Att: 41,661 - Clear - 80 F					
15 Darwin Barney, R OBP: 0.325, SLG: 0.364										4	1	0	0	0	0	0						
16 Aramis Ramirez, R OBP: 0.357, SLG: 0.529										4	0	1	0	0	1	1						
3 Jeff Baker, R OBP: 0.309, SLG: 0.393										2	0	1	1	1	0	1						
22 Carlos Pena, L OBP: 0.342, SLG: 0.448										1	0	0	0	0	0	0						
18 Geovany Soto, R OBP: 0.318, SLG: 0.410										3	0	0	0	1	1	2						
24 Marlon Byrd, R OBP: 0.334, SLG: 0.420										4	0	1	0	0	0	3						
12 Alfonso Soriano, R OBP: 0.284, SLG: 0.470										4	0	0	0	0	2	1						
5 Reed Johnson, R OBP: 0.387, SLG: 0.536										3	0	1	0	1	0	0						
50 Rodrigo Lopez, R OBP: 0.095, SLG: 0.095										2	0	0	0	0	1	0						
21 Tyler Colvin, L OBP: 0.198, SLG: 0.293										1	0	0	0	0	0	1						
29 Jeff Samardzija, R ERA: 3.2										0	0	0	0	0	0	0						
32 Ramon Ortiz, R OBP: 0.294, SLG: 0.397										1	0	0	0	0	2	0						
9 Blake DeWitt, L ERA: 2.23										1	0	0	0	0	2	0						
Inning Stats	R: 1 E: 0 K: 0 S: 9	H: 2 LOB: 2 BB: 1 P: 17	R: 0 E: 0 K: 0 S: 11	H: 0 LOB: 0 BB: 0 P: 17	R: 1 E: 1 K: 1 S: 10	H: 1 LOB: 1 BB: 0 P: 14	R: 0 E: 0 K: 0 S: 5	H: 0 LOB: 0 BB: 0 P: 6	R: 0 E: 0 K: 1 S: 8	H: 0 LOB: 0 BB: 0 P: 14	R: 0 E: 0 K: 0 S: 14	H: 0 LOB: 1 BB: 1 P: 23	R: 0 E: 0 K: 2 S: 11	H: 1 LOB: 0 BB: 0 P: 14	R: 0 E: 0 K: 1 S: 8	H: 0 LOB: 0 BB: 0 P: 11	R: 0 E: 0 K: 1 S: 16	H: 1 LOB: 2 BB: 1 P: 25	1B: 2 2B: 2 3B: 0 HR: 1	SF: 0 SAC: 0 DP: 0 HBP: 0	WP: 1 PB: 0 SB: 1 CS: 0	PA: 36
PITCHER	IP WLS BF H R ER SO BB IBB HBP BLK WP HR S P ERA WHIP																					
43 Randy Wolf, L ERA: 3.37	(1, 1) 6.2 W 27 4 2 1 3 2 0 0 0 0 0 1 65 101 1.35 0.900																					
40 Takashi Saito, R ERA: 2.33	(7, 1) 0.1 H 1 0 0 0 1 0 0 0 0 0 0 0 3 4 0.00 0.000																					
57 Francisco Rodriguez, R ERA: 3.2	(8, 1) 1.0 H 3 0 0 0 1 0 0 0 0 0 0 0 8 11 0.00 0.000																					
59 John Axford, R ERA: 2.23	(9, 1) 1.0 S 5 1 0 0 1 1 0 0 0 0 1 0 16 25 0.00 2.000																					

Batter	1	2	3	4	5	6	7	8	9	AB	R	H	RBI	BB	SO	LOB	BOTTOM			
1 Corey Hart, R OBP: 0.349, SLG: 0.470										4	2	2	0	1	1	1	Chicago Cubs @ Milwaukee Brewers Miller Park, Milwaukee, WI Fri Aug 26 2011, 7:11 PM - 10:11 PM CDT Att: 41,661 - Clear - 80 F			
2 Nyjer Morgan, L OBP: 0.347, SLG: 0.432										4	1	0	0	0	3	0				
8 Ryan Braun, R OBP: 0.404, SLG: 0.592										2	1	2	1	2	0	0				
28 Prince Fielder, L OBP: 0.413, SLG: 0.547										3	0	1	1	1	0	1				
14 Casey McGehee, R OBP: 0.294, SLG: 0.353										3	0	0	0	1	2	3				
3 Yuniesky Betancourt, R OBP: 0.273, SLG: 0.360										4	0	0	0	0	1	5				
15 Jerry Hairston, R OBP: 0.333, SLG: 0.371										4	0	2	0	0	1	0				
9 George Kottaras, L OBP: 0.299, SLG: 0.418										2	1	1	1	1	1	1				
20 Jonathan Lucroy, R OBP: 0.325, SLG: 0.405										1	0	0	0	0	0	1				
43 Randy Wolf, L OBP: 0.183, SLG: 0.224										2	0	0	0	0	1	1				
40 Takashi Saito, L ERA: 4.8										0	0	0	0	0	0	0				
57 Francisco Rodriguez, R OBP: 0.500, SLG: 0.950										0	0	0	0	0	0	0				
25 Mark Kotsay, L OBP: 0.319, SLG: 0.338										1	0	0	0	0	0	1				
59 John Axford, R ERA: 5.92										0	0	0	0	0	0	0				
Inning Stats	R: 0 E: 0 K: 1 S: 11	H: 1 LOB: 3 BB: 2 P: 23	R: 0 E: 0 K: 1 S: 13	H: 1 LOB: 0 BB: 0 P: 18	R: 0 E: 0 K: 1 S: 10	H: 0 LOB: 1 BB: 1 P: 19	R: 1 E: 0 K: 1 S: 10	H: 1 LOB: 0 BB: 0 P: 12	R: 3 E: 2 K: 0 S: 8	H: 2 LOB: 0 BB: 0 P: 11	R: 0 E: 0 K: 1 S: 11	H: 0 LOB: 0 BB: 1 P: 18	R: 1 E: 0 K: 2 S: 14	H: 1 LOB: 2 BB: 2 P: 27	R: 0 E: 0 K: 0 S: 10	H: 2 LOB: 2 BB: 0 P: 17	1B: 5 2B: 2 3B: 0 HR: 1	SF: 0 SAC: 2 DP: 0 HBP: 0	WP: 1 PB: 0 SB: 3 CS: 1	PA: 38
PITCHER	IP WLS BF H R ER SO BB IBB HBP BLK WP HR S P ERA WHIP																			
50 Rodrigo Lopez, R ERA: 4.8	(1, 1) 6.0 L 27 4 2 2 5 3 1 0 0 0 0 0 1 63 101 3.00 1.333																			
29 Jeff Samardzija, R ERA: 3.23	(7, 1) 1.0 6 1 1 1 2 2 0 0 0 0 1 0 14 27 9.00 3.000																			
32 Ramon Ortiz, R ERA: 5.92	(8, 1) 1.0 5 2 0 0 0 0 0 0 0 0 0 0 10 17 0.00 2.000																			

Chicago Cubs @ Milwaukee Brewers
Miller Park, Milwaukee, WI
Fri Aug 26 2011, 7:11 PM - 10:11 PM CDT
Att: 41,661 - Clear - 80 F

AB 33
R 2
H 5
RBI 2
BB 3
SO 6
LOB 12



Chicago Cubs @ Milwaukee Brewers
Miller Park, Milwaukee, WI
Fri Aug 26 2011, 7:11 PM - 10:11 PM CDT
Att: 41,661 - Clear - 80 F

AB 30
R 5
H 8
RBI 3
BB 6
SO 7
LOB 17




Batter	1	2	3	4	5	6	7	8	9	AB	R	H	RBI	BB	SO	LOB	TOP				
13 Starlin Castro, R OBP: 0.333, SLG: 0.429	G1-3		G4-3						G6-3	4	0	1	0	1	0	0	Chicago Cubs @ Milwaukee Brewers Miller Park, Milwaukee, WI Sat Aug 27 2011, 6:11 PM - 9:01 PM CDT Att: 44,091 - Clear - 76 F				
15 Darwin Barney, R OBP: 0.321, SLG: 0.360	K		K		G1-4-6-3		K		G4-3	5	0	0	0	0	3	4					
16 Aramis Ramirez, R OBP: 0.357, SLG: 0.528	G6-3								F8	5	1	2	0	0	0	0					
22 Carlos Pena, L OBP: 0.339, SLG: 0.444		E1	F9						F7	4	1	0	0	0	0	2					
21 Tyler Colvin, L OBP: 0.204, SLG: 0.304					K					4	1	2	0	0	2	0					
24 Marlon Byrd, R OBP: 0.339, SLG: 0.424	K									4	1	3	0	0	1	2					
12 Alfonso Soriano, R OBP: 0.286, SLG: 0.473			F9							4	0	2	4	0	1	2					
18 Geovany Soto, R OBP: 0.315, SLG: 0.405	K		G4-3							4	0	0	0	0	3	5					
46 Ryan Dempster, R 1 Tony Campana, L 32 Ramon Ortiz, R 9 Blake DeWitt, L 40 James Russell, L 5 Reed Johnson, R 45 Sean Marshall, L	K									1	0	0	0	0	1	2					
Inning Stats	R: 0 E: 0 K: 1 S: 9	H: 0 LOB: 0 BB: 12	R: 1 E: 1 K: 3 S: 16	H: 2 LOB: 1 BB: 21	R: 0 E: 0 K: 1 S: 8	H: 1 LOB: 1 BB: 0 P: 12	R: 0 E: 0 K: 1 S: 10	H: 1 LOB: 1 BB: 0 P: 12	R: 0 E: 0 K: 1 S: 6	H: 0 LOB: 0 BB: 2 P: 12	R: 0 E: 0 K: 3 S: 14	H: 1 LOB: 2 BB: 2 P: 26	R: 3 E: 0 K: 1 S: 18	H: 4 LOB: 1 BB: 0 P: 27	R: 0 E: 0 K: 0 S: 7	H: 0 LOB: 0 BB: 11		1B: 8 2B: 2 3B: 0 HR: 0	SF: 0 SAC: 0 DP: 1 HBP: 0	WP: 0 PB: 0 SB: 1 CS: 0	PA: 39
PITCHER	IP	WLS	BF	H	R	ER	SO	BB	IBB	HBP	BLK	WP	HR	S	P	ERA	WHIP				
49 Yovani Gallardo, R ERA: 3.37	7.0	W	29	6	1	0	10	2	0	0	0	0	0	71	104	0.00	1.143				
32 LaTroy Hawkins, R ERA: 2.63	0.1		5	4	3	3	0	0	0	0	0	0	0	13	19	81.00	12.000				
57 Francisco Rodriguez, R ERA: 3.17	0.2	H	2	0	0	0	1	0	0	0	0	0	0	5	8	0.00	0.000				
59 John Axford, R ERA: 2.19	1.0	S	3	0	0	0	0	0	0	0	0	0	0	7	11	0.00	0.000				

AB	37
R	4
H	10
RBI	4
BB	2
SO	11
LOB	18



Batter	1	2	3	4	5	6	7	8	9	AB	R	H	RBI	BB	SO	LOB	BOTTOM				
1 Corey Hart, R OBP: 0.355, SLG: 0.490										3	2	3	2	1	0	0	Chicago Cubs @ Milwaukee Brewers Miller Park, Milwaukee, WI Sat Aug 27 2011, 6:11 PM - 9:01 PM CDT Att: 44,091 - Clear - 76 F				
2 Nyjer Morgan, L OBP: 0.346, SLG: 0.429	K				G4-3					4	0	1	0	0	1	4					
8 Ryan Braun, R OBP: 0.403, SLG: 0.591			F8							4	1	1	1	0	0	1					
28 Prince Fielder, L OBP: 0.412, SLG: 0.551	K									4	1	1	1	0	1	2					
14 Casey McGehee, R OBP: 0.295, SLG: 0.361										4	1	2	2	0	2	0					
3 Yuniesky Betancourt, R OBP: 0.271, SLG: 0.377	L7									4	0	0	0	0	0	1					
15 Jerry Hairston, R OBP: 0.336, SLG: 0.374										3	0	1	0	1	1	0					
20 Jonathan Lucroy, R OBP: 0.323, SLG: 0.403		FC6-4								3	1	0	0	0	1	2					
49 Yovani Gallardo, R ERA: 4.76	4.0	L	20	7	5	5	3	2	0	0	0	0	0	0	0	1		2.250			
9 Josh Wilson, R ERA: 5.47	2.0		6	0	0	0	1	0	0	0	0	0	0	0	0	0		0.00			
32 LaTroy Hawkins, R ERA: 2.63	1.0		5	2	1	1	1	0	0	0	1	14	19	9.00	2.000						
57 Francisco Rodriguez, R OBP: 0.500, SLG: 0.500	1.0		3	0	0	0	2	0	0	0	0	7	12	0.00	0.000						
59 John Axford, R ERA: 2.57	1.0		3	0	0	0	2	0	0	0	0	7	12	0.00	0.000						
Inning Stats	R: 3 E: 0 K: 2 S: 24	H: 3 LOB: 0 BB: 0 P: 29	R: 1 E: 0 K: 0 S: 14	H: 1 LOB: 1 BB: 1 P: 23	R: 1 E: 0 K: 0 S: 9	H: 2 LOB: 0 BB: 0 P: 14	R: 0 E: 0 K: 1 S: 15	H: 1 LOB: 2 BB: 1 P: 23	R: 0 E: 0 K: 1 S: 9	H: 0 LOB: 0 BB: 0 P: 15	R: 0 E: 0 K: 0 S: 8	H: 0 LOB: 0 BB: 0 P: 13	R: 1 E: 0 K: 1 S: 14	H: 2 LOB: 1 BB: 0 P: 19	R: 0 E: 0 K: 2 S: 7	H: 0 LOB: 0 BB: 0 P: 12	1B: 2 2B: 3 3B: 1 HR: 3	SF: 0 SAC: 1 DP: 0 HBP: 0	WP: 0 PB: 0 SB: 0 CS: 1	PA: 34	
PITCHER	IP	WLS	BF	H	R	ER	SO	BB	IBB	HBP	BLK	WP	HR	S	P	ERA	WHIP				
46 Ryan Dempster, R ERA: 4.76	4.0	L	20	7	5	5	3	2	0	0	0	0	0	0	0	0	11.25				
32 Ramon Ortiz, R ERA: 5.47	2.0		6	0	0	0	1	0	0	0	0	0	0	0	0	0	0.00				
40 James Russell, L ERA: 4.26	1.0		5	2	1	1	1	0	0	0	0	1	14	19	9.00	2.000					
45 Sean Marshall, L ERA: 2.57	1.0		3	0	0	0	2	0	0	0	0	0	7	12	0.00	0.000					

AB	31
R	6
H	9
RBI	6
BB	2
SO	7
LOB	11



Batter	1	2	3	4	5	6	7	8	9	AB	R	H	RBI	BB	SO	LOB	TOP							
13 Starlin Castro, R OBP: 0.332, SLG: 0.426	L9		BB			L9		G6-3		3	0	0	0	1	0	1								
15 Darwin Barney, R OBP: 0.323, SLG: 0.366	G3		G4-3							4	0	2	1	0	0	1								
16 Aramis Ramirez, R OBP: 0.355, SLG: 0.524	K									4	0	0	0	0	2	2								
22 Carlos Pena, L OBP: 0.339, SLG: 0.442		K								4	0	1	0	0	1	0								
21 Tyler Colvin, L OBP: 0.205, SLG: 0.320		K								4	1	1	1	0	2	1								
24 Marlon Byrd, R OBP: 0.343, SLG: 0.424										2	0	1	0	2	0	1								
12 Alfonso Soriano, R OBP: 0.283, SLG: 0.468										4	0	0	0	0	0	4								
55 Koyie Hill, S OBP: 0.282, SLG: 0.300										3	0	0	0	0	2	0								
5 Reed Johnson, R OBP: 0.530, SLG: 0.530										1	0	0	0	0	0	1								
27 Casey Coleman, L OBP: 0.111, SLG: 0.167										2	0	0	0	0	0	0								
9 Blake DeWitt, L OBP: 0.301, SLG: 0.405										1	1	1	0	0	0	0								
49 Carlos Marmol, R OBP: 0.314, SLG: 0.404										1	0	0	0	0	0	2								
Inning Stats	R: 0 H: 0 E: 0 K: 1 S: 8	H: 0 LOB: 0 BB: 0 P: 14	R: 0 H: 0 E: 0 K: 2 S: 11	H: 0 LOB: 1 BB: 1 P: 16	R: 0 H: 0 E: 0 K: 1 S: 11	H: 0 LOB: 1 BB: 1 P: 19	R: 0 H: 0 E: 0 K: 0 S: 9	H: 0 LOB: 0 BB: 0 P: 13	R: 0 H: 1 E: 0 K: 1 S: 6	H: 1 LOB: 1 BB: 0 P: 10	R: 0 H: 1 E: 0 K: 1 S: 11	H: 1 LOB: 1 BB: 0 P: 13	R: 0 H: 1 E: 0 K: 1 S: 10	H: 1 LOB: 1 BB: 0 P: 14	R: 1 H: 2 E: 0 K: 0 S: 14	H: 2 LOB: 1 BB: 2 P: 22	R: 1 H: 1 E: 1 K: 0 S: 10	H: 1 LOB: 2 BB: 1 P: 17	1B: 2 2B: 4 3B: 0 HR: 1	SF: 0 SAC: 0 DP: 1 HBP: 0	WP: 0 PB: 0 SB: 0 CS: 0	PA: 36		
PITCHER	IP	WLS	BF	H	R	ER	SO	BB	IBB	HBP	BLK	WP	HR	S	P	ERA	WHIP							
13 Zack Greinke, R ERA: 4.05	7.2	W	28	4	1	1	7	2	0	0	0	0	0	74	113	1.17	0.783							
57 Francisco Rodriguez, R ERA: 3.15	0.1	H	2	1	0	0	0	0	0	0	0	0	0	6	8	0.00	3.000							
59 John Axford, R ERA: 2.3	1.0	S	6	1	1	1	0	1	0	0	0	0	1	10	17	9.00	2.000							

Chicago Cubs @ Milwaukee Brewers
Miller Park, Milwaukee, WI
Sun Aug 28 2011, 1:11 PM - 3:40 PM CDT
Att: 41,863 - Sunny - 72 F

AB 33
R 2
H 6
RBI 2
BB 3
SO 7
LOB 13



Batter	1	2	3	4	5	6	7	8	9	AB	R	H	RBI	BB	SO	LOB	BOTTOM							
1 Corey Hart, R OBP: 0.359, SLG: 0.499	SH3-4		BB							3	2	2	2	1	0	0								
2 Nyjer Morgan, L OBP: 0.346, SLG: 0.426	SH3-4		BB							2	0	0	0	1	0	0								
8 Ryan Braun, R OBP: 0.406, SLG: 0.593	F8		BB							3	0	2	1	1	0	0								
28 Prince Fielder, L OBP: 0.409, SLG: 0.546	F8		G4-6-3							4	0	0	0	0	0	5								
14 Casey McGehee, R OBP: 0.293, SLG: 0.359	K		G6-3							3	0	0	0	0	2	1								
3 Yuniesky Betancourt, R OBP: 0.270, SLG: 0.374			B1-3							3	0	0	0	0	0	0								
15 Jerry Hairston, R OBP: 0.335, SLG: 0.374			G6-4-3							3	0	1	0	0	1	0								
20 Jonathan Lucroy, R OBP: 0.320, SLG: 0.399			G6-4-3							3	0	0	0	0	2	1								
13 Zack Greinke, R OBP: 0.250, SLG: 0.270			G4-3							3	1	1	0	0	1	0								
57 Francisco Rodriguez, R ERA: 3.15										0	0	0	0	0	0	0								
59 John Axford, R ERA: 2.3										0	0	0	0	0	0	0								
Inning Stats	R: 1 H: 2 E: 0 K: 1 S: 9	H: 2 LOB: 1 BB: 0 P: 13	R: 0 H: 1 E: 0 K: 0 S: 5	H: 1 LOB: 0 BB: 0 P: 5	R: 0 H: 0 E: 0 K: 0 S: 9	H: 0 LOB: 3 BB: 3 P: 24	R: 0 H: 0 E: 0 K: 1 S: 7	H: 0 LOB: 0 BB: 0 P: 10	R: 2 H: 3 E: 0 K: 1 S: 12	H: 3 LOB: 1 BB: 0 P: 17	R: 0 H: 0 E: 0 K: 1 S: 6	H: 0 LOB: 0 BB: 0 P: 11	R: 0 H: 0 E: 0 K: 2 S: 8	H: 0 LOB: 0 BB: 0 P: 13	R: 0 H: 0 E: 0 K: 0 S: 10	H: 0 LOB: 0 BB: 0 P: 15	1B: 4 2B: 1 3B: 0 HR: 1	SF: 0 SAC: 1 DP: 2 HBP: 0	WP: 0 PB: 0 SB: 1 CS: 0	PA: 31				
PITCHER	IP	WLS	BF	H	R	ER	SO	BB	IBB	HBP	BLK	WP	HR	S	P	ERA	WHIP							
27 Casey Coleman, L ERA: 7.14	7.0	L	28	6	3	3	6	3	0	0	0	0	0	56	93	3.86	1.286							
49 Carlos Marmol, R ERA: 3.82	1.0		3	0	0	0	0	0	0	0	0	0	0	10	15	0.00	0.000							

Chicago Cubs @ Milwaukee Brewers
Miller Park, Milwaukee, WI
Sun Aug 28 2011, 1:11 PM - 3:40 PM CDT
Att: 41,863 - Sunny - 72 F

AB 27
R 3
H 6
RBI 3
BB 3
SO 6
LOB 7



Batter	1	2	3	4	5	6	7	8	9	AB	R	H	RBI	BB	SO	LOB	TOP		
13 Starlin Castro, R OBP: 0.333, SLG: 0.432	L4		FC5-4 15 SF9 3B					L5		4	1	1	0	1	0	1	Chicago Cubs @ San Francisco Giants AT&T Park, San Francisco, CA Tue Aug 30 2011, 7:15 PM - 10:19 PM PDT Att: 41,165 - Partly Cloudy - 59 F		
15 Darwin Barney, R OBP: 0.319, SLG: 0.363	L8		SF9			F9	G1-6-3	F7		4	0	0	1	0	0	3			
16 Aramis Ramirez, R OBP: 0.354, SLG: 0.518	L8		22 1B 12 1B			L8		G6-3		4	2	1	0	1	0	0			
22 Carlos Pena, L OBP: 0.346, SLG: 0.448			12 1B 12 FC6-4					G6-3		3	1	1	0	2	1	0			
12 Alfonso Soriano, R 49 Carlos Marmol, R			24 FC5-4			FC6-4		F9		5	1	2	2	0	1	3			
24 Marlon Byrd, R OBP: 0.339, SLG: 0.418			1B			FC5-4		G6-3		0	0	0	0	0	0	0			
21 Tyler Colvin, L OBP: 0.206, SLG: 0.317			1B			FC5-4		G5-3		5	0	1	0	0	0	3			
18 Geovany Soto, R OBP: 0.318, SLG: 0.414			2B			F8		P5		3	0	1	0	1	0	1			
22 Matt Garza, R 45 Sean Marshall, L 34 Kerry Wood, R 1 Tony Campana, L			IBB			F8		F8		3	0	1	2	1	1	1			
			1B			13 FC5-4		K		4	0	2	0	0	2	4			
										0	0	0	0	0	0	0			
										0	0	0	0	0	0	0			
										0	0	0	0	0	0	0			
Inning Stats	R: 0 E: 0 K: 0 S: 14	H: 0 LOB: 0 BB: 0 P: 20	R: 1 E: 0 K: 2 S: 14	H: 2 LOB: 2 BB: 1 P: 23	R: 2 E: 0 K: 0 S: 12	H: 4 LOB: 1 BB: 0 P: 21	R: 0 E: 0 K: 1 S: 10	H: 1 LOB: 1 BB: 0 P: 13	R: 0 E: 0 K: 0 S: 16	H: 2 LOB: 3 BB: 1 P: 27	R: 2 E: 0 K: 1 S: 15	H: 1 LOB: 2 BB: 3 P: 32	R: 0 E: 0 K: 0 S: 5	H: 0 LOB: 0 BB: 0 P: 9	R: 0 E: 0 K: 1 S: 7	H: 0 LOB: 0 BB: 0 P: 8	1B: 6 2B: 2 3B: 1 HR: 1	SF: 1 SAC: 0 DP: 0 HBP: 0	WP: 0 PA: 42 PB: 0 SB: 0 CS: 0
PITCHER	IP WLS BF H R ER SO BB IBB HBP BLK WP HR S P ERA WHIP	5.0 L 23 7 3 3 3 1 1 0 0 0 1 57 90 5.40 1.600	1.0 8 2 2 2 0 3 0 0 0 0 0 18 37 18.00 5.000	2.0 8 1 0 0 1 0 1 0 0 0 0 0 18 31 0.00 0.500	1.0 3 0 0 0 1 0 0 0 0 0 0 7 8 0.00 0.000														

Batter	1	2	3	4	5	6	7	8	9	AB	R	H	RBI	BB	SO	LOB	BOTTOM				
56 Andres Torres, S OBP: 0.313, SLG: 0.341	K		FC3-6 8 1B					K		5	0	1	0	0	3	4	Chicago Cubs @ San Francisco Giants AT&T Park, San Francisco, CA Tue Aug 30 2011, 7:15 PM - 10:19 PM PDT Att: 41,165 - Partly Cloudy - 59 F				
8 Jeff Keppinger, R OBP: 0.317, SLG: 0.402	G4-3		1B					P4		5	0	3	2	0	0	1					
15 Carlos Beltrán, S OBP: 0.376, SLG: 0.492	F7		K					FC5		4	0	0	0	0	1	6					
48 Pablo Sandoval, S OBP: 0.343, SLG: 0.494			G4-3					E5		4	0	1	0	0	0	0					
17 Aubrey Huff, L OBP: 0.301, SLG: 0.375			1B					K		4	0	1	0	0	1	2					
9 Brandon Belt, L 41 Jeremy Affeldt, L			F8					L6		3	0	0	0	0	0	1					
14 Mike Fontenot, L OBP: 0.294, SLG: 0.358			K					G4-3		4	1	1	0	0	2	2					
37 Chris Stewart, R 33 Aaron Rowand, R 22 Eli Whiteside, R			P6					K		2	0	0	0	0	0	1					
32 Ryan Vogelsong, R 10 Miguel Tejada, R 59 Guillermo Mota, R 52 Ramon E Ramirez, R 13 Cody Ross, R 7 Mark DeRosa, R			1B					K		1	0	0	0	0	1	0					
			1B					HBP		1	0	0	0	0	0	1					
Inning Stats	R: 0 E: 0 K: 1 S: 7	H: 0 LOB: 0 BB: 0 P: 8	R: 0 E: 0 K: 1 S: 10	H: 1 LOB: 1 BB: 0 P: 14	R: 0 E: 0 K: 1 S: 10	H: 2 LOB: 2 BB: 0 P: 14	R: 0 E: 0 K: 0 S: 8	H: 1 LOB: 0 BB: 0 P: 11	R: 1 E: 0 K: 1 S: 17	H: 3 LOB: 2 BB: 0 P: 17	R: 0 E: 0 K: 0 S: 7	H: 0 LOB: 0 BB: 0 P: 9	R: 1 E: 0 K: 2 S: 14	H: 2 LOB: 1 BB: 1 P: 23	R: 0 E: 2 K: 1 S: 11	H: 0 LOB: 1 BB: 0 P: 16	R: 0 E: 0 K: 2 S: 14	H: 0 LOB: 1 BB: 0 P: 23	1B: 8 2B: 2 3B: 0 HR: 0	SF: 0 SAC: 0 DP: 1 HBP: 1	WP: 0 PA: 38 PB: 0 SB: 0 CS: 0
PITCHER	IP WLS BF H R ER SO BB IBB HBP BLK WP HR S P ERA WHIP	6.2 W 29 6 2 2 2 1 0 0 0 0 0 72 95 2.70 1.500	0.2 H 3 0 0 0 1 0 0 0 0 0 0 7 9 0.00 0.000	0.2 H 2 0 0 0 0 0 0 0 0 0 0 5 8 0.00 0.000	1.0 S 4 0 0 0 2 0 0 1 0 0 0 14 23 0.00 0.000																

Batter	1	2	3	4	5	6	7	8	9	AB	R	H	RBI	BB	SO	LOB	TOP			
31 Jose Tabata, R OBP: 0.352, SLG: 0.366										4	1	1	0	1	2	0	Pittsburgh Pirates @ Chicago Cubs Wrigley Field, Chicago, IL Sat Sep 03 2011, 12:07 PM - 5:02 PM CDT Att: 36,628 - Partly Cloudy - 78 F			
7 Alex Presley, L OBP: 0.381, SLG: 0.504										5	1	3	0	0	2	3				
22 Andrew McCutchen, R OBP: 0.374, SLG: 0.488										3	1	1	0	2	1	2				
25 Derrek Lee, R OBP: 0.307, SLG: 0.431										5	1	3	5	0	0	3				
18 Neil Walker, S OBP: 0.339, SLG: 0.397										4	1	0	0	1	0	3				
41 Ryan Doumit, S OBP: 0.332, SLG: 0.435										4	0	1	1	1	2	1				
5 Josh Harrison, R OBP: 0.286, SLG: 0.373										4	0	0	0	0	0	2				
5 Ronny Cedeno, R OBP: 0.306, SLG: 0.358										2	1	1	0	1	1	0				
38 Xavier Paul, L OBP: 0.291, SLG: 0.342										2	0	0	0	0	0	0				
3 Chase d'Arnaud, R OBP: 0.231, SLG: 0.282										1	1	1	0	0	0	0				
49 Ross Ohlendorf, R OBP: 0.143, SLG: 0.143										2	0	0	0	0	0	0				
46 Garrett Jones, L OBP: 0.306, SLG: 0.444										0	0	0	0	0	0	0				
25 Daniel McCutchen, R OBP: 0.306, SLG: 0.444										0	0	0	0	0	0	0				
30 Chris Resop, R OBP: 0.299, SLG: 0.344										0	0	0	0	0	0	0				
35 Jason Jaramillo, S OBP: 0.299, SLG: 0.344										1	0	0	0	0	0	1				
55 Michael McKenry, R OBP: 0.271, SLG: 0.338										0	0	0	0	0	0	0				
Inning Stats	R: 1 E: 0 K: 1 S: 10	H: 2 LOB: 1 BB: 1 P: 19	R: 0 E: 0 K: 1 S: 7	H: 0 LOB: 0 BB: 1 P: 13	R: 0 E: 0 K: 1 S: 8	H: 1 LOB: 1 BB: 0 P: 13	R: 1 E: 0 K: 1 S: 12	H: 2 LOB: 2 BB: 1 P: 24	R: 0 E: 0 K: 1 S: 8	H: 0 LOB: 0 BB: 0 P: 10	R: 1 E: 0 K: 1 S: 14	H: 3 LOB: 2 BB: 0 P: 22	R: 0 E: 0 K: 1 S: 10	H: 0 LOB: 0 BB: 0 P: 13	R: 4 E: 0 K: 2 S: 19	H: 2 LOB: 1 BB: 3 P: 39	1B: 7 2B: 3 HR: 1	SF: 1 SAC: 0 DP: 2 HBP: 0	WP: 0 PB: 2 SB: 1 CS: 0	PA: 42
PITCHER	IP: 6.0 WLS: 6 BF: 25 ERA: 6.61	H: 2 R: 2 ER: 1 SO: 6	BB: 2 IBB: 1 HBP: 0 BLK: 0	WP: 0 HR: 0 S: 53 P: 88	ERA: 1.50 WHIP: 1.333	IP: 7.1 WLS: 1.0 BF: 6	H: 3 R: 1 ER: 1 SO: 1	BB: 0 IBB: 0 HBP: 0 BLK: 0	WP: 0 HR: 0 S: 14 P: 22	ERA: 9.00 WHIP: 3.000	IP: 8.1 WLS: 1.0 BF: 3	H: 0 R: 0 ER: 0 SO: 1	BB: 0 IBB: 0 HBP: 0 BLK: 0	WP: 0 HR: 0 S: 13 P: 0	ERA: 0.00 WHIP: 0.000	IP: 9.1 WLS: 1.0 BF: 8	H: 4 R: 2 ER: 4 SO: 2	BB: 3 IBB: 0 HBP: 4 BLK: 2	WP: 36.00 WHIP: 5.000	

AB	35
R	7
H	11
RBI	7
BB	6
SO	10
LOB	17



Batter	1	2	3	4	5	6	7	8	9	AB	R	H	RBI	BB	SO	LOB	BOTTOM					
13 Starlin Castro, R OBP: 0.333, SLG: 0.429										5	0	2	0	0	1	2	Pittsburgh Pirates @ Chicago Cubs Wrigley Field, Chicago, IL Sat Sep 03 2011, 12:07 PM - 5:02 PM CDT Att: 36,628 - Partly Cloudy - 78 F					
15 Darwin Barney, R OBP: 0.314, SLG: 0.356										5	1	1	0	0	0	2						
16 Aramis Ramirez, R OBP: 0.354, SLG: 0.513										3	3	2	0	1	1	1						
22 Carlos Pena, L OBP: 0.353, SLG: 0.458										1	1	1	0	3	0	0						
12 Alfonso Soriano, R OBP: 0.284, SLG: 0.477										3	0	2	4	0	0	3						
5 Reed Johnson, R OBP: 0.368, SLG: 0.507										1	0	0	0	0	0	2						
24 Marlon Byrd, R OBP: 0.335, SLG: 0.410										4	0	0	1	0	0	6						
21 Tyler Colvin, L OBP: 0.200, SLG: 0.306										5	0	0	0	0	3	4						
18 Geovany Soto, R OBP: 0.317, SLG: 0.408										5	0	1	0	0	0	4						
27 Casey Coleman, L OBP: 0.186, SLG: 0.211										1	0	1	0	0	0	0						
1 Tony Campanella, L OBP: 0.207, SLG: 0.319										1	0	0	0	0	0	0						
9 Blake DeWitt, L OBP: 0.299, SLG: 0.344										1	0	0	0	0	0	0						
45 Sean Marshall, L OBP: 0.299, SLG: 0.344										1	0	0	0	0	0	0						
49 Carlos Marmol, R OBP: 0.271, SLG: 0.338										0	0	0	0	0	0	0						
Inning Stats	R: 0 E: 0 K: 0 S: 8	H: 1 LOB: 3 BB: 0 P: 17	R: 0 E: 0 K: 1 S: 8	H: 1 LOB: 1 BB: 0 P: 10	R: 1 E: 0 K: 0 S: 13	H: 2 LOB: 1 BB: 0 P: 19	R: 0 E: 0 K: 1 S: 10	H: 1 LOB: 1 BB: 0 P: 16	R: 2 E: 0 K: 0 S: 13	H: 2 LOB: 2 BB: 2 P: 26	R: 0 E: 0 K: 1 S: 11	H: 0 LOB: 0 BB: 0 P: 16	R: 2 E: 0 K: 2 S: 19	H: 2 LOB: 1 BB: 1 P: 35	R: 0 E: 0 K: 1 S: 11	H: 1 LOB: 2 BB: 1 P: 20	R: 0 E: 0 K: 0 S: 7	H: 0 LOB: 0 BB: 0 P: 12	1B: 8 2B: 2 HR: 0	SF: 1 SAC: 1 DP: 0 HBP: 3	WP: 1 PB: 0 SB: 1 CS: 0	PA: 44
PITCHER	IP: 4.0 WLS: 4 BF: 23 ERA: 2.25	H: 3 R: 3 ER: 3 SO: 2	BB: 2 IBB: 0 HBP: 2 BLK: 0	WP: 0 HR: 0 S: 47 P: 82	ERA: 6.75 WHIP: 2.250	IP: 2.0 WLS: 0 BF: 6	H: 0 R: 0 ER: 0 SO: 1	BB: 0 IBB: 0 HBP: 1 BLK: 0	WP: 0 HR: 0 S: 16 P: 22	ERA: 0.00 WHIP: 0.000	IP: 2.0 WLS: 0 BF: 4	H: 2 R: 2 ER: 2 SO: 2	BB: 1 IBB: 0 HBP: 2 BLK: 0	WP: 0 HR: 0 S: 20 P: 35	ERA: 0.500 WHIP: 0.500	IP: 7.1 WLS: 2.0 BF: 8	H: 1 R: 0 ER: 0 SO: 3	BB: 0 IBB: 0 HBP: 0 BLK: 0	WP: 0 HR: 0 S: 35 P: 26	ERA: 0.00 WHIP: 0.000		

AB	35
R	5
H	10
RBI	5
BB	4
SO	6
LOB	26



Batter	1	2	3	4	5	6	7	8	9	AB	R	H	RBI	BB	SO	LOB	TOP		
7 Alex Presley, L OBP: 0.381, SLG: 0.500										5	1	2	0	0	1	4	Pittsburgh Pirates @ Chicago Cubs Wrigley Field, Chicago, IL Sun Sep 04 2011, 1:23 PM - 4:50 PM CDT Att: 40,469 - Partly Cloudy - 70 F		
5 Josh Harrison, R OBP: 0.277, SLG: 0.361										5	0	0	0	0	0	6			
22 Andrew McCutchen, R OBP: 0.373, SLG: 0.485										3	0	0	0	1	1				
25 Derrek Lee, R OBP: 0.311, SLG: 0.435										4	1	3	1	0	0	2			
18 Neil Walker, S OBP: 0.338, SLG: 0.402										4	1	1	2	0	0	2			
46 Garrett Jones, L OBP: 0.325, SLG: 0.445										4	0	1	0	0	2	0			
5 Ronny Cedeno, R OBP: 0.308, SLG: 0.359										4	0	2	0	0	1	0			
55 Michael McKenry, R OBP: 0.272, SLG: 0.331										2	0	0	0	1	0	1			
31 Jose Tabata, R OBP: 0.351, SLG: 0.364										1	0	0	0	0	1	0			
50 Charlie Morton, R OBP: 0.081, SLG: 0.089										2	0	0	0	0	1	3			
44 Tony Watson, L ERA: 4.12										0	0	0	0	0	0	0			
3 Pedro Ciriaco, R ERA: 3.35										0	0	0	0	0	0	0			
25 Daniel McCutchen, R ERA: 3.35										0	0	0	0	0	0	0			
43 Jose Veras, R ERA: 3.35										0	0	0	0	0	0	0			
41 Ryan Doumit, S ERA: 2.45										1	0	1	0	0	0	0			
Inning Stats	R: 1 E: 0 K: 0 S: 13	H: 2 LOB: 1 BB: 0 P: 23	R: 0 E: 0 K: 1 S: 16	H: 2 LOB: 3 BB: 1 P: 29	R: 0 E: 0 K: 0 S: 9	H: 1 LOB: 0 BB: 0 P: 13	R: 0 E: 0 K: 0 S: 6	H: 0 LOB: 0 BB: 0 P: 11	R: 0 E: 0 K: 1 S: 11	H: 1 LOB: 2 BB: 1 P: 19	R: 0 E: 0 K: 1 S: 9	H: 0 LOB: 0 BB: 0 P: 13	R: 2 E: 0 K: 3 S: 15	H: 2 LOB: 0 BB: 0 P: 22	R: 0 E: 0 K: 2 S: 13	H: 1 LOB: 1 BB: 0 P: 17	1B: 8 2B: 1 3B: 0 HR: 1	SF: 0 SAC: 0 DP: 1 HBP: 0	WP: 2 PA: 38 PB: 0 SB: 1 CS: 0
PITCHER	IP WLS BF H R ER SO BB IBB HBP BLK WP HR S P ERA WHIP																ERA WHIP		
36 Randy Wells, R ERA: 4.86	6.0 W 26 7 1 1 2 2 0 0 0 0 1 0 68 114 1.50 1.500																		
40 James Russell, L ERA: 4.12	1.0 3 0 0 0 1 0 0 0 0 0 0 0 9 13 0.00 0.000																		
29 Jeff Samardzija, R ERA: 3.35	1.0 5 2 2 2 3 0 0 0 0 0 1 1 15 22 18.00 2.000																		
45 Sean Marshall, L ERA: 2.45	1.0 S 4 1 0 0 2 0 0 0 0 1 0 0 13 17 0.00 1.000																		

Batter	1	2	3	4	5	6	7	8	9	AB	R	H	RBI	BB	SO	LOB	BOTTOM		
13 Starlin Castro, R OBP: 0.333, SLG: 0.429										5	0	2	1	0	1	3	Pittsburgh Pirates @ Chicago Cubs Wrigley Field, Chicago, IL Sun Sep 04 2011, 1:23 PM - 4:50 PM CDT Att: 40,469 - Partly Cloudy - 70 F		
1 Tony Campana, L OBP: 0.306, SLG: 0.322										5	1	2	0	0	1	1			
16 Aramis Ramirez, R OBP: 0.357, SLG: 0.512										3	2	1	0	2	1	2			
22 Carlos Pena, L OBP: 0.357, SLG: 0.457										1	2	0	0	4	0	1			
6 Bryan LaHair, L OBP: 0.290, SLG: 0.390										4	0	2	1	0	1	4			
40 James Russell, L ERA: 4.12										0	0	0	0	0	0	0			
29 Jeff Samardzija, R ERA: 3.35										0	0	0	0	0	0	0			
9 Blaine DeWitt, L ERA: 3.35										0	0	0	0	0	0	0			
27 Casey Coleman, L ERA: 3.35										0	0	0	0	0	0	0			
45 Sean Marshall, L ERA: 2.45										0	0	0	0	0	0	0			
24 Marlon Byrd, R OBP: 0.336, SLG: 0.409										3	0	1	2	1	0	4			
15 Darwin Barney, R OBP: 0.315, SLG: 0.354										3	0	0	0	1	0	2			
55 Koyie Hill, S OBP: 0.281, SLG: 0.298										4	1	1	1	0	1	4			
36 Randy Wells, R OBP: 0.167, SLG: 0.143										1	0	0	0	0	0	2			
5 Reed Johnson, R OBP: 0.371, SLG: 0.510										1	0	1	0	0	0	0			
Inning Stats	R: 0 E: 0 K: 1 S: 10	H: 2 LOB: 2 BB: 1 P: 16	R: 0 E: 0 K: 1 S: 12	H: 0 LOB: 2 BB: 2 P: 24	R: 1 E: 1 K: 0 S: 11	H: 2 LOB: 1 BB: 1 P: 20	R: 1 E: 0 K: 0 S: 9	H: 2 LOB: 1 BB: 0 P: 15	R: 2 E: 1 K: 0 S: 7	H: 1 LOB: 2 BB: 1 P: 14	R: 1 E: 0 K: 2 S: 15	H: 1 LOB: 2 BB: 2 P: 25	R: 0 E: 0 K: 1 S: 12	H: 1 LOB: 0 BB: 0 P: 14	R: 1 E: 0 K: 1 S: 19	H: 1 LOB: 2 BB: 2 P: 33	1B: 10 2B: 0 3B: 0 HR: 0	SF: 1 SAC: 2 DP: 1 HBP: 1	WP: 0 PA: 43 PB: 0 SB: 4 CS: 0
PITCHER	IP WLS BF H R ER SO BB IBB HBP BLK WP HR S P ERA WHIP																ERA WHIP		
50 Charlie Morton, R ERA: 3.81	4.1 L 25 7 4 3 2 5 0 0 0 0 0 0 18 29 5.40 1.800																		
44 Tony Watson, L ERA: 4.64	1.2 8 1 1 1 2 2 0 0 0 0 0 0 12 14 0.00 1.000																		
25 Daniel McCutchen, R ERA: 3.0	1.0 4 1 0 0 0 0 0 0 0 0 0 0 19 33 9.00 3.000																		
43 Jose Veras, R ERA: 3.44	1.0 6 1 1 1 1 2 0 0 0 0 0 0 19 33 9.00 3.000																		



Batter	1	2	3	4	5	6	7	8	9	AB	R	H	RBI	BB	SO	LOB	TOP					
4 Brandon Phillips, R OBP: 0.348, SLG: 0.437										4	1	1	0	0	1	2						
6 Drew Stubbs, R OBP: 0.325, SLG: 0.380										3	1	1	0	1	2	1						
19 Joey Votto, L OBP: 0.428, SLG: 0.536										4	0	0	0	0	0	2						
32 Jay Bruce, L OBP: 0.341, SLG: 0.488										3	0	1	0	1	2	0						
23 Yonder Alonso, L OBP: 0.459, SLG: 0.685										4	1	2	1	0	1	2						
25 Juan Francisco, L OBP: 0.308, SLG: 0.405										4	0	0	0	0	2	3						
39 Devin Mesoraco, R OBP: 0.200, SLG: 0.400										4	0	0	1	0	0	0						
7 Paul Janish, R OBP: 0.252, SLG: 0.255										2	0	0	0	1	0	0						
28 Chris Heisey, R OBP: 0.300, SLG: 0.451										1	0	0	0	0	0	0						
50 Dontrelle Willis, L OBP: 0.400, SLG: 0.690										3	0	1	0	0	0	0						
46 Carlos Fisher, R										0	0	0	0	0	0	0						
54 Aroldis Chapman, L										0	0	0	0	0	0	0						
Inning Stats	R: 1 E: 0 K: 1 S: 15	H: 2 LOB: 2 BB: 1 P: 26	R: 0 E: 0 K: 0 S: 4	H: 0 LOB: 0 BB: 0 P: 5	R: 0 E: 0 K: 0 S: 9	H: 1 LOB: 0 BB: 0 P: 12	R: 0 E: 0 K: 3 S: 10	H: 0 LOB: 0 BB: 0 P: 15	R: 0 E: 0 K: 0 S: 7	H: 1 LOB: 1 BB: 1 P: 12	R: 0 E: 0 K: 2 S: 9	H: 0 LOB: 0 BB: 0 P: 13	R: 1 E: 1 K: 1 S: 10	H: 1 LOB: 2 BB: 1 P: 13	R: 1 E: 1 K: 1 S: 12	H: 1 LOB: 2 BB: 1 P: 22	R: 0 E: 0 K: 0 S: 7	H: 0 LOB: 0 BB: 0 P: 9	1B: 5 2B: 2 3B: 0 HR: 0	SF: 0 SAC: 0 DP: 2 HBP: 0	WP: 1 PB: 0 SB: 1 CS: 0	PA: 35
PITCHER	IP WLS BF H R ER SO BB IBB HBP BLK WP HR S P ERA WHIP																					
22 Matt Garza, R ERA: 3.52	7.2 W 31 6 3 1 8 3 0 0 0 1 0 73 113 1.17 1.174																					
40 James Russell, L ERA: 4.1	0.1 H 1 0 0 0 0 0 0 0 0 0 0 3 5 0.00 0.000																					
49 Carlos Marmol, R ERA: 4.2	1.0 S 3 0 0 0 0 0 0 0 0 0 0 7 9 0.00 0.000																					

Cincinnati Reds @ Chicago Cubs
Wrigley Field, Chicago, IL
Mon Sep 05 2011, 1:27 PM - 4:00 PM CDT
Att: 41,341 - Partly Cloudy - 62 F

AB	32
R	3
H	6
RBI	2
BB	3
SO	8
LOB	10



Batter	1	2	3	4	5	6	7	8	9	AB	R	H	RBI	BB	SO	LOB	BOTTOM					
13 Starlin Castro, R OBP: 0.334, SLG: 0.428										3	2	1	0	1	0	1						
5 Read Johnson, R OBP: 0.368, SLG: 0.509										4	1	1	0	0	2	1						
16 Aramis Ramirez, R OBP: 0.359, SLG: 0.512										2	1	1	2	2	1	0						
3 Jeff Baker, R OBP: 0.309, SLG: 0.391										3	0	1	0	1	1	1						
22 Carlos Pena, L OBP: 0.337, SLG: 0.457										0	0	0	0	0	0	0						
12 Alfonso Soriano, R OBP: 0.286, SLG: 0.476										3	0	1	1	1	1	1						
1 Tony Campana, L OBP: 0.306, SLG: 0.322										0	0	0	0	0	0	0						
24 Marlon Byrd, R OBP: 0.333, SLG: 0.405										4	0	0	0	0	1	5						
18 Geovany Soto, R OBP: 0.314, SLG: 0.404										4	0	0	0	0	0	3						
6 Bryan LaHair, L OBP: 0.375, SLG: 0.500										4	0	1	0	0	0	0						
49 Carlos Marmol, R										0	0	0	0	0	0	0						
22 Matt Garza, R OBP: 0.125, SLG: 0.109										3	0	1	0	0	2	0						
40 James Russell, L OBP: 0.125, SLG: 0.125										0	0	0	0	0	0	0						
15 Darwin Barney, R OBP: 0.314, SLG: 0.353										1	0	0	0	0	1	1						
Inning Stats	R: 0 E: 0 K: 1 S: 10	H: 0 LOB: 0 BB: 0 P: 10	R: 0 E: 0 K: 1 S: 5	H: 0 LOB: 0 BB: 0 P: 8	R: 0 E: 0 K: 1 S: 9	H: 0 LOB: 0 BB: 0 P: 11	R: 1 E: 0 K: 2 S: 11	H: 1 LOB: 3 BB: 3 P: 23	R: 3 E: 0 K: 1 S: 16	H: 4 LOB: 2 BB: 1 P: 27	R: 0 E: 0 K: 0 S: 10	H: 1 LOB: 1 BB: 0 P: 13	R: 0 E: 0 K: 2 S: 9	H: 0 LOB: 1 BB: 1 P: 15	R: 0 E: 1 K: 1 S: 8	H: 1 LOB: 1 BB: 0 P: 12	R: 0 E: 0 K: 1 S: 7	H: 0 LOB: 0 BB: 0 P: 9	1B: 4 2B: 3 3B: 0 HR: 0	SF: 0 SAC: 0 DP: 0 HBP: 0	WP: 1 PB: 0 SB: 0 CS: 0	PA: 36
PITCHER	IP WLS BF H R ER SO BB IBB HBP BLK WP HR S P ERA WHIP																					
50 Dontrelle Willis, L ERA: 4.21	7.0 L 32 6 4 4 8 4 1 0 0 0 1 0 70 107 5.14 1.429																					
46 Carlos Fisher, R ERA: 3.44	0.1 2 0 0 0 0 0 0 0 0 0 0 3 5 0.00 0.000																					
54 Aroldis Chapman, L ERA: 3.63	0.2 2 1 0 0 1 0 0 0 0 0 0 5 7 0.00 1.500																					

Cincinnati Reds @ Chicago Cubs
Wrigley Field, Chicago, IL
Mon Sep 05 2011, 1:27 PM - 4:00 PM CDT
Att: 41,341 - Partly Cloudy - 62 F

AB	31
R	4
H	7
RBI	3
BB	5
SO	9
LOB	13



Batter	1	2	3	4	5	6	7	8	9	AB	R	H	RBI	BB	SO	LOB	TOP			
4 Brandon Phillips, R OBP: 0.345, SLG: 0.432	F8		F9		L9		SF9		K	5	1	1	0	0	1	0	Cincinnati Reds @ Chicago Cubs Wrigley Field, Chicago, IL Wed Sep 07 2011, 7:06 PM - 9:45 PM CDT Att: 36,797 - Clear - 64 F			
16 Edgar Renteria, R OBP: 0.310, SLG: 0.357	L8		P6						K	5	0	2	0	0	1	0				
19 Joey Votto, L OBP: 0.427, SLG: 0.543	3B		2B		G4-3		SF9		G3	4	1	2	1	0	0	1				
32 Jay Bruce, L OBP: 0.345, SLG: 0.490	BB		G4-3							3	0	2	1	1	0	1				
23 Yonder Alonso, L OBP: 0.470, SLG: 0.678 28 Chris Heisey, R OBP: 0.299, SLG: 0.449	1B									4	0	3	1	0	0	2				
6 Drew Stubbs, R OBP: 0.326, SLG: 0.379	K									0	0	0	0	0	0	0				
25 Juan Francisco, L OBP: 0.302, SLG: 0.375	L3		K							3	0	0	0	1	2	2				
55 Ramon Hernandez, R	F7		F9							4	0	0	0	0	0	5				
47 Johnny Cueto, R OBP: 0.104, SLG: 0.065 39 Devin Mesoraco, R (8, PH) OBP: 0.162, SLG: 0.273 66 Logan Ondrusek, R 45 Bill Bray, L	G4-3		G4-3		P4				P2	3	1	1	0	0	0	0				
Inning Stats	R: 1 E: 0 K: 1 S: 18	H: 2 LOB: 2 BB: 1 P: 26	R: 0 E: 0 K: 0 S: 5	H: 0 LOB: 0 BB: 0 P: 7	R: 0 E: 0 K: 0 S: 8	H: 1 LOB: 1 BB: 0 P: 13	R: 0 E: 0 K: 1 S: 8	H: 1 LOB: 1 BB: 0 P: 12	R: 0 E: 0 K: 0 S: 9	H: 2 LOB: 2 BB: 1 P: 15	R: 2 E: 0 K: 0 S: 11	H: 4 LOB: 1 BB: 0 P: 22	R: 0 E: 0 K: 1 S: 10	H: 1 LOB: 1 BB: 0 P: 16	R: 0 E: 0 K: 2 S: 9	H: 0 LOB: 0 BB: 0 P: 12		1B: 9 2B: 4 3B: 1 HR: 0	SF: 1 SAC: 1 DP: 2 HBP: 0	WP: 1 PB: 0 SB: 0 CS: 0
PITCHER	IP WLS BF H R ER SO BB IBB HBP BLK WP HR S P ERA WHIP																			
46 Ryan Dempster, R ERA: 4.74	6.0	29	10	3	3	2	1	1	0	0	0	0	0	0	0	0	4.50	1.833		
40 James Russell, L ERA: 4.04	1.0	3	1	0	0	0	0	0	0	0	0	0	0	0	0	0	0.00	1.000		
34 Kerry Wood, R ERA: 3.28	1.0	4	1	0	0	1	0	0	0	0	1	0	0	10	16	0.00	1.000			
49 Carlos Marmol, R ERA: 4.07	1.0	3	0	0	0	2	0	0	0	0	0	0	0	9	12	0.00	0.000			

Batter	1	2	3	4	5	6	7	8	9	AB	R	H	RBI	BB	SO	LOB	BOTTOM			
13 Starlin Castro, R OBP: 0.334, SLG: 0.426	G5-3		G5-3		G5-3					4	2	2	0	0	0	0	Cincinnati Reds @ Chicago Cubs Wrigley Field, Chicago, IL Wed Sep 07 2011, 7:06 PM - 9:45 PM CDT Att: 36,797 - Clear - 64 F			
5 Reed Johnson, R OBP: 0.366, SLG: 0.505	G6-3		G5-3		G5-3					3	1	1	0	0	0	0				
16 Aramis Ramirez, R OBP: 0.359, SLG: 0.509	G5-3		G5-3		G5-3					3	1	1	2	1	0	0				
22 Carlos Pena, L OBP: 0.355, SLG: 0.461	F7									4	2	2	3	0	0	1				
12 Alfonso Soriano, R OBP: 0.287, SLG: 0.473 1 Tony Campana, L OBP: 0.304, SLG: 0.319	G5-3									4	0	0	0	0	0	2				
6 Bryan LeHair, L OBP: 0.385, SLG: 0.692 49 Carlos Marmol, R	K									4	0	1	0	0	3	1				
33 DJ LeMahieu, R OBP: 0.275, SLG: 0.300	1B									2	0	2	1	0	0	0				
55 Koyie Hill, S OBP: 0.278, SLG: 0.288	G6-3									3	0	0	0	0	0	3				
46 Ryan Dempster, R OBP: 0.096, SLG: 0.078 40 James Russell, L OBP: 0.125, SLG: 0.125 9 Blake DeWitt, L OBP: 0.300, SLG: 0.420 34 Kerry Wood, R 39 Luis Montanez, R OBP: 0.286, SLG: 0.404	K									2	0	0	0	0	1	0				
Inning Stats	R: 0 E: 0 K: 0 S: 6	H: 0 LOB: 0 BB: 0 P: 9	R: 0 E: 0 K: 1 S: 9	H: 0 LOB: 0 BB: 0 P: 15	R: 0 E: 0 K: 1 S: 10	H: 1 LOB: 0 BB: 0 P: 13	R: 0 E: 0 K: 0 S: 8	H: 0 LOB: 0 BB: 0 P: 12	R: 1 E: 0 K: 1 S: 14	H: 2 LOB: 1 BB: 0 P: 21	R: 2 E: 0 K: 0 S: 16	H: 3 LOB: 1 BB: 0 P: 24	R: 0 E: 0 K: 0 S: 6	H: 1 LOB: 0 BB: 0 P: 9	R: 3 E: 0 K: 1 S: 9	H: 2 LOB: 0 BB: 1 P: 16		1B: 6 2B: 2 3B: 0 HR: 1	SF: 0 SAC: 2 DP: 1 HBP: 0	WP: 1 PB: 0 SB: 0 CS: 0
PITCHER	IP WLS BF H R ER SO BB IBB HBP BLK WP HR S P ERA WHIP																			
47 Johnny Cueto, R ERA: 2.36	7.0	27	7	3	3	3	0	0	0	0	0	0	0	0	0	0	3.86	1.000		
66 Logan Ondrusek, R ERA: 3.11	0.1	3	1	2	2	0	0	1	0	0	0	3	7	54.00	3.000					
45 Bill Bray, L ERA: 2.86	0.2	3	1	1	1	1	0	0	0	0	1	6	9	13.50	1.500					

Batter	1	2	3	4	5	6	7	8	9	AB	R	H	RBI	BB	SO	LOB	TOP								
13 Starlin Castro, R OBP: 0.336, SLG: 0.427										4	0	2	0	0	0	0									
15 Darwin Barney, R OBP: 0.312, SLG: 0.350										5	0	1	1	0	0	3									
16 Aramis Ramirez, R OBP: 0.359, SLG: 0.509										4	1	1	0	1	0	2									
22 Carlos Pena, L OBP: 0.356, SLG: 0.467										3	1	1	2	1	1	0									
12 Alfonso Soriano, R OBP: 0.287, SLG: 0.469										3	0	0	0	1	1	3									
24 Marlon Byrd, R OBP: 0.330, SLG: 0.399										4	1	1	0	0	0	4									
6 Bryan LaHair, L OBP: 0.436, SLG: 0.800										2	0	1	1	1	0	0									
1 Tony Campana, L OBP: 0.302, SLG: 0.317										1	0	0	0	0	1	0									
18 Geovany Soto, R OBP: 0.311, SLG: 0.398										3	0	0	0	1	0	2									
39 Luis Montanez, R OBP: 0.296, SLG: 0.494										0	1	0	0	0	0	0									
55 Koyie Hill, S OBP: 0.278, SLG: 0.288										0	0	0	0	0	0	0									
27 Casey Coleman, L OBP: 0.443, SLG: 0.916										2	0	0	0	0	0	1									
48 Andrew Cashner, R OBP: 0.305, SLG: 0.522										1	0	0	0	0	0	0									
9 Blake DeWitt, L OBP: 0.305, SLG: 0.522										0	0	0	0	0	0	0									
33 DJ LeMahieu, R OBP: 0.305, SLG: 0.522										0	0	0	0	0	0	0									
29 Jeff Samardzija, R OBP: 0.305, SLG: 0.522										0	0	0	0	0	0	0									
5 Reed Johnson, R OBP: 0.305, SLG: 0.522										1	0	0	0	0	0	1									
45 Sean Marshall, L OBP: 0.305, SLG: 0.522										0	0	0	0	0	0	0									
Inning Stats	R: 0 E: 0 K: 1 S: 17	H: 1 LOB: 3 BB: 2 P: 29	R: 0 E: 0 K: 1 S: 8	H: 0 LOB: 0 BB: 0 P: 14	R: 2 E: 0 K: 0 S: 11	H: 2 LOB: 0 BB: 0 P: 19	R: 1 E: 0 K: 0 S: 9	H: 2 LOB: 0 BB: 0 P: 16	R: 0 E: 0 K: 0 S: 5	H: 0 LOB: 0 BB: 0 P: 6	R: 0 E: 0 K: 1 S: 6	H: 0 LOB: 0 BB: 0 P: 10	R: 0 E: 0 K: 0 S: 15	H: 1 LOB: 2 BB: 1 P: 25	R: 0 E: 0 K: 0 S: 7	H: 0 LOB: 1 BB: 1 P: 14	R: 1 E: 0 K: 1 S: 13	H: 2 LOB: 2 BB: 1 P: 21	1B: 5 2B: 2 3B: 1 HR: 1	SF: 0 SAC: 0 DP: 1 HBP: 1	WP: 0 PB: 0 SB: 1 CS: 0	PA: 39			
PITCHER	IP: 6.2 WLS: 2 BF: 28 ERA: 4.66	IP: 0.2 WLS: 0 BF: 2 ERA: 0.00	IP: 0.1 WLS: 0 BF: 1 ERA: 0.00	IP: 0.1 WLS: 0 BF: 2 ERA: 3.15	IP: 1.0 WLS: 0 BF: 6 ERA: 3.32	IP: 6.2 WLS: 2 BF: 28 ERA: 4.66	IP: 0.2 WLS: 0 BF: 2 ERA: 0.00	IP: 0.1 WLS: 0 BF: 1 ERA: 0.00	IP: 0.1 WLS: 0 BF: 2 ERA: 3.15	IP: 1.0 WLS: 0 BF: 6 ERA: 3.32	IP: 6.2 WLS: 2 BF: 28 ERA: 4.66	IP: 0.2 WLS: 0 BF: 2 ERA: 0.00	IP: 0.1 WLS: 0 BF: 1 ERA: 0.00	IP: 0.1 WLS: 0 BF: 2 ERA: 3.15	IP: 1.0 WLS: 0 BF: 6 ERA: 3.32	IP: 6.2 WLS: 2 BF: 28 ERA: 4.66	IP: 0.2 WLS: 0 BF: 2 ERA: 0.00	IP: 0.1 WLS: 0 BF: 1 ERA: 0.00	IP: 0.1 WLS: 0 BF: 2 ERA: 3.15	IP: 1.0 WLS: 0 BF: 6 ERA: 3.32	IP: 6.2 WLS: 2 BF: 28 ERA: 4.66	IP: 0.2 WLS: 0 BF: 2 ERA: 0.00	IP: 0.1 WLS: 0 BF: 1 ERA: 0.00	IP: 0.1 WLS: 0 BF: 2 ERA: 3.15	IP: 1.0 WLS: 0 BF: 6 ERA: 3.32

Chicago Cubs @ New York Mets
Citi Field, Flushing, NY
Fri Sep 09 2011, 7:13 PM - 10:17 PM EDT
Att: 27,639 - Partly Cloudy - 82 F

AB	33
R	4
H	8
RBI	4
BB	5
SO	4
LOB	16



Batter	1	2	3	4	5	6	7	8	9	AB	R	H	RBI	BB	SO	LOB	BOTTOM								
7 José Reyes, S OBP: 0.377, SLG: 0.493										4	1	1	0	1	1	0									
2 Justin Turner, R OBP: 0.334, SLG: 0.364										5	1	3	2	0	1	0									
21 Lucas Duda, L OBP: 0.346, SLG: 0.470										4	0	1	0	0	2	1									
5 David Wright, R OBP: 0.362, SLG: 0.458										4	1	1	1	0	1	1									
16 Ángel Pagán, S OBP: 0.319, SLG: 0.382										4	1	1	0	0	1	2									
44 Jason Bay, R OBP: 0.323, SLG: 0.374										4	0	2	1	0	0	0									
6 Nick Evans, R OBP: 0.339, SLG: 0.467										4	0	1	1	0	2	3									
20 Jason Pridie, L OBP: 0.302, SLG: 0.331										0	1	0	0	0	0	0									
30 Josh Thole, L OBP: 0.345, SLG: 0.341										3	0	0	0	0	0	1									
34 Mike Pelfrey, R OBP: 0.348, SLG: 0.519										0	0	0	0	0	0	0									
64 Josh Stinson, R OBP: 0.334, SLG: 0.364										0	0	0	0	0	0	0									
40 Tim Byrdak, L OBP: 0.302, SLG: 0.331										1	0	0	0	0	0	2									
39 Bobby Parnell, R OBP: 0.302, SLG: 0.331										0	0	0	0	0	0	0									
46 Manny Acosta, R OBP: 0.302, SLG: 0.331										0	0	0	0	0	0	0									
11 Rubén Tejada, R OBP: 0.302, SLG: 0.331										1	0	0	0	0	0	2									
Inning Stats	R: 0 E: 0 K: 2 S: 9	H: 0 LOB: 0 BB: 0 P: 16	R: 0 E: 0 K: 2 S: 10	H: 1 LOB: 1 BB: 0 P: 16	R: 0 E: 0 K: 0 S: 9	H: 0 LOB: 0 BB: 0 P: 13	R: 3 E: 0 K: 0 S: 14	H: 4 LOB: 1 BB: 0 P: 25	R: 1 E: 0 K: 1 S: 16	H: 3 LOB: 2 BB: 0 P: 20	R: 0 E: 0 K: 1 S: 13	H: 0 LOB: 0 BB: 0 P: 16	R: 0 E: 0 K: 1 S: 9	H: 0 LOB: 0 BB: 0 P: 11	R: 0 E: 0 K: 1 S: 7	H: 0 LOB: 0 BB: 0 P: 12	R: 1 E: 0 K: 0 S: 6	H: 2 LOB: 3 BB: 1 P: 12	1B: 5 2B: 5 3B: 0 HR: 0	SF: 0 SAC: 1 DP: 0 HBP: 0	WP: 1 PB: 0 SB: 0 CS: 0	PA: 38			
PITCHER	IP: 5.0 WLS: 1 BF: 23 ERA: 6.65	IP: 1.0 WLS: 0 BF: 4 ERA: 1.42	IP: 2.0 WLS: 0 BF: 6 ERA: 3.18	IP: 0.2 WLS: 0 BF: 5 ERA: 2.53	IP: 5.0 WLS: 1 BF: 23 ERA: 6.65	IP: 1.0 WLS: 0 BF: 4 ERA: 1.42	IP: 2.0 WLS: 0 BF: 6 ERA: 3.18	IP: 0.2 WLS: 0 BF: 5 ERA: 2.53	IP: 5.0 WLS: 1 BF: 23 ERA: 6.65	IP: 1.0 WLS: 0 BF: 4 ERA: 1.42	IP: 2.0 WLS: 0 BF: 6 ERA: 3.18	IP: 0.2 WLS: 0 BF: 5 ERA: 2.53	IP: 5.0 WLS: 1 BF: 23 ERA: 6.65	IP: 1.0 WLS: 0 BF: 4 ERA: 1.42	IP: 2.0 WLS: 0 BF: 6 ERA: 3.18	IP: 0.2 WLS: 0 BF: 5 ERA: 2.53	IP: 5.0 WLS: 1 BF: 23 ERA: 6.65	IP: 1.0 WLS: 0 BF: 4 ERA: 1.42	IP: 2.0 WLS: 0 BF: 6 ERA: 3.18	IP: 0.2 WLS: 0 BF: 5 ERA: 2.53	IP: 5.0 WLS: 1 BF: 23 ERA: 6.65	IP: 1.0 WLS: 0 BF: 4 ERA: 1.42	IP: 2.0 WLS: 0 BF: 6 ERA: 3.18	IP: 0.2 WLS: 0 BF: 5 ERA: 2.53	IP: 5.0 WLS: 1 BF: 23 ERA: 6.65

Chicago Cubs @ New York Mets
Citi Field, Flushing, NY
Fri Sep 09 2011, 7:13 PM - 10:17 PM EDT
Att: 27,639 - Partly Cloudy - 82 F

AB	36
R	5
H	10
RBI	5
BB	1
SO	8
LOB	12



Batter	1	2	3	4	5	6	7	8	9	AB	R	H	RBI	BB	SO	LOB	TOP										
13 Starlin Castro, R OBP: 0.336, SLG: 0.426	F9		P3		FC6-4 16 5 E 1B		1B		G1-3	5	0	2	0	0	0	3	Chicago Cubs @ New York Mets Citi Field, Flushing, NY Sat Sep 10 2011, 1:13 PM - 4:14 PM EDT Att: 30,443 - Cloudy - 74 F										
5 Reed Johnson, R OBP: 0.361, SLG: 0.500 49 Carlos Marmol, R (9, 1)	2B		P5		E6 16 FC6-4		P4		K	5	1	1	1	0	1	5											
16 Aramis Ramirez, R OBP: 0.358, SLG: 0.506	P3		P3		FC6-4 3 FC4-6		CS		P3	5	0	1	2	0	0	3											
3 Jeff Baker, R OBP: 0.301, SLG: 0.380 1 Tony Campana, L (8, PH)	E6			E5 24 FC5-4		FC4-6		K	G5-3	3	0	0	0	0	0	2											
12 Alfonso Soriano, R OBP: 0.287, SLG: 0.470 33 DJ LeMahieu, R (8, PR)	K			F8		P3		2B		4	0	1	0	0	1	2											
24 Marlon Byrd, R OBP: 0.332, SLG: 0.403	K			FC5-4		1B		2B		4	0	2	1	0	1	1											
22 Carlos Pena, L OBP: 0.353, SLG: 0.463	K			K		F8		K		4	0	0	0	0	3	3											
18 Geovany Soto, R OBP: 0.313, SLG: 0.398 39 Luis Montanez, R (9, PR) 55 Koyie Hill, S OBP: 0.278, SLG: 0.288	1B				SH3-4 13 5 1B BB		K		E5 6 2B 16 1B	3	1	1	0	1	1	1											
36 Randy Wells, R OBP: 0.158, SLG: 0.135 34 Kerry Wood, R (8, 1) 6 Bryan LaHair, L OBP: 0.471, SLG: 0.875 21 Tyler Colvin, L (9, PR)	K			SH3-4		P6		2B		2	0	0	0	0	1	1											
Inning Stats	R: 1 E: 1 K: 1 S: 9	H: 1 LOB: 1 BB: 0 P: 13	R: 0 E: 0 K: 3 S: 11	H: 1 LOB: 1 BB: 0 P: 15	R: 0 E: 0 K: 0 S: 6	H: 0 LOB: 0 BB: 0 P: 8	R: 0 E: 1 K: 1 S: 7	H: 0 LOB: 1 BB: 0 P: 12	R: 1 E: 1 K: 0 S: 11	H: 1 LOB: 2 BB: 1 P: 21	R: 0 E: 0 K: 1 S: 10	H: 1 LOB: 0 BB: 0 P: 15	R: 0 E: 0 K: 0 S: 7	H: 1 LOB: 0 BB: 0 P: 11	R: 1 E: 1 K: 2 S: 14	H: 2 LOB: 1 BB: 0 P: 21	R: 2 E: 1 K: 1 S: 17	H: 2 LOB: 2 BB: 0 P: 25	1B: 5 2B: 4 3B: 0 HR: 0	SF: 0 SAC: 1 DP: 0 HBP: 0	WP: 0 PB: 0 SB: 0 CS: 1	PA: 41					
PITCHER	IP	WLS	BF	H	R	ER	SO	BB	IBB	HBP	BLK	WP	HR	S	P	ERA	WHIP										
38 Chris Capuano, L ERA: 4.49	7.0		29	5	2	1	6	1	0	0	0	0	0	61	95	1.29	0.857										
18 Ryota Igarashi, R ERA: 5.17	0.2		4	2	1	1	1	0	0	0	0	0	0	11	17	13.50	3.000										
19 Daniel Herrera, L ERA: 5.14	0.1		1	0	0	0	1	0	0	0	0	0	0	3	4	0.00	0.000										
39 Bobby Parnell, R ERA: 4.21	1.0	L	6	2	2	0	1	0	0	0	0	0	0	17	25	0.00	2.000										

Batter	1	2	3	4	5	6	7	8	9	AB	R	H	RBI	BB	SO	LOB	BOTTOM										
7 José Reyes, S OBP: 0.375, SLG: 0.492	G6-3		G4-3		G1-3				L4-3	5	1	1	1	0	0	3	Chicago Cubs @ New York Mets Citi Field, Flushing, NY Sat Sep 10 2011, 1:13 PM - 4:14 PM EDT Att: 30,443 - Cloudy - 74 F										
11 Rubén Tejada, R OBP: 0.352, SLG: 0.321	G5-3			G1-3		G6-3		2B		4	1	1	0	0	0	0											
21 Lucas Duda, L OBP: 0.348, SLG: 0.474	F7			FC3-6 16 5 1B		2B		1B		4	0	2	0	0	1	2											
5 David Wright, R OBP: 0.364, SLG: 0.458	K			FC3-6 16 FC3-6 1B		G4-3		1B		4	1	2	1	0	1	1											
16 Ángel Pagán, S OBP: 0.317, SLG: 0.379	L1			FC3-6 44 S		F9		1B		4	0	0	0	0	1	5											
44 Jason Bay, R OBP: 0.324, SLG: 0.376	G5-3			G6-3				1B		4	0	2	2	0	0	2											
6 Nick Evans, R OBP: 0.336, SLG: 0.459	P2					F9		1B		4	0	1	0	0	1	1											
4 Mike Nickeas, R OBP: 0.292, SLG: 0.318 20 Jason Pridle, L (9, PH)	1B			FC6-4		FC6-4		1B		3	0	1	0	0	0	2											
38 Chris Capuano, L ERA: 4.73 18 Ryota Igarashi, R ERA: 5.17 19 Daniel Herrera, L (8, PH) 39 Bobby Parnell, R (9, 1) 30 Josh Thole, L OBP: 0.344, SLG: 0.340	K			K		K		BB		2	0	0	0	0	2	2											
Inning Stats	R: 0 E: 0 K: 0 S: 6	H: 0 LOB: 0 BB: 0 P: 7	R: 0 E: 0 K: 1 S: 8	H: 0 LOB: 0 BB: 0 P: 10	R: 0 E: 0 K: 1 S: 12	H: 1 LOB: 1 BB: 0 P: 18	R: 0 E: 0 K: 0 S: 11	H: 2 LOB: 0 BB: 0 P: 20	R: 0 E: 0 K: 1 S: 10	H: 1 LOB: 1 BB: 0 P: 13	R: 0 E: 0 K: 0 S: 7	H: 1 LOB: 1 BB: 0 P: 7	R: 0 E: 0 K: 0 S: 4	H: 1 LOB: 0 BB: 0 P: 6	R: 4 E: 0 K: 2 S: 21	H: 4 LOB: 0 BB: 1 P: 35	R: 0 E: 0 K: 2 S: 9	H: 0 LOB: 1 BB: 1 P: 18	1B: 8 2B: 2 3B: 0 HR: 0	SF: 0 SAC: 0 DP: 1 HBP: 0	WP: 0 PB: 0 SB: 2 CS: 0	PA: 38					
PITCHER	IP	WLS	BF	H	R	ER	SO	BB	IBB	HBP	BLK	WP	HR	S	P	ERA	WHIP										
36 Randy Wells, R ERA: 4.73	7.0		28	7	2	2	3	1	0	0	0	0	0	63	93	2.57	1.143										
34 Kerry Wood, R ERA: 3.59	1.0	W	5	3	2	2	2	0	0	0	0	0	0	16	23	18.00	3.000										
49 Carlos Marmol, R ERA: 4.01	1.0	S	4	0	0	0	2	1	0	0	0	0	0	9	18	0.00	1.000										

Batter	1	2	3	4	5	6	7	8	9	10	11	AB	R	H	RBI	BB	SO	LOB	TOP	
13 Starlin Castro, R OBP: 0.334, SLG: 0.423	G5-3		G4-6-3	L9		G6-3		G6-3		FC6-4	G5-3	7	0	1	0	0	0	6		
1 Tony Campana, L OBP: 0.295, SLG: 0.304	G6-3				G1-3	G3		G6-3				3	1	0	0	0	0	2		
3 Jeff Baker, R OBP: 0.299, SLG: 0.378												1	0	0	0	0	0	1		
24 Marlon Byrd, R OBP: 0.333, SLG: 0.403												0	1	0	0	1	0	0		
6 Bryan LaHair, L OBP: 0.565, SLG: 0.950												4	4	3	0	2	0	0		
39 Luis Montanez, R OBP: 0.289, SLG: 0.404												0	0	0	0	0	0	0		
22 Carlos Pena, L OBP: 0.357, SLG: 0.471												5	1	3	2	1	1	1		
21 Tyler Colvin, L OBP: 0.209, SLG: 0.316												5	1	2	3	1	2	3		
33 D.J. LeMahieu, R OBP: 0.320, SLG: 0.579												3	0	0	0	1	0	5		
40 James Russell, L OBP: 0.175, SLG: 0.125												0	0	0	0	0	0	0		
32 Ramon Ortiz, R OBP: 0.175, SLG: 0.125												0	0	0	0	0	0	0		
12 Alfonso Soriano, R OBP: 0.314, SLG: 0.354												1	1	1	2	0	0	0		
43 John Grabow, L OBP: 0.175, SLG: 0.125												0	0	0	0	0	0	0		
15 Darwin Barney, R OBP: 0.314, SLG: 0.354												6	1	3	2	0	0	3		
55 Kevie Hill, S OBP: 0.277, SLG: 0.287												4	0	1	0	0	0	1		
16 Aramis Ramirez, R OBP: 0.357, SLG: 0.504												2	0	0	0	0	0	2		
22 Matt Garza, R OBP: 0.314, SLG: 0.354												1	0	0	0	0	1	1		
9 Blake Snell, L OBP: 0.175, SLG: 0.125												0	0	0	0	0	0	0		
45 Sean Marshall, L OBP: 0.175, SLG: 0.125												0	0	0	0	0	0	0		
29 Jeff Samardzija, R OBP: 0.314, SLG: 0.354												0	0	0	1	1	0	0		
18 Geovany Soto, R OBP: 0.314, SLG: 0.354												0	0	0	1	1	0	0		
Inning Stats	R: 1 E: 0 K: 0 S: 13	H: 2 LOB: 1 BB: 0 P: 17	R: 0 E: 0 K: 0 S: 5	H: 0 LOB: 0 BB: 1 P: 12	R: 2 E: 0 K: 0 S: 16	H: 1 LOB: 2 BB: 2 P: 30	R: 0 E: 1 K: 1 S: 11	H: 0 LOB: 1 BB: 0 P: 14	R: 0 E: 0 K: 0 S: 9	H: 1 LOB: 2 BB: 0 P: 22	R: 0 E: 0 K: 2 S: 9	H: 0 LOB: 0 BB: 0 P: 13	R: 0 E: 1 K: 1 S: 14	H: 1 LOB: 2 BB: 1 P: 22	R: 6 E: 0 K: 0 S: 21	H: 4 LOB: 0 BB: 2 P: 40	1B: 7 2B: 5 3B: 2 HR: 0	SF: 1 SAC: 1 DP: 2 HBP: 2	WP: 2 PB: 0 SB: 1 CS: 0	PA: 55
PITCHER	47 Miguel Batista, R ERA: 4.27	77 D.J. Carrasco, R ERA: 5.28	40 Tim Lincecum, L ERA: 3.12	27 Pedro Beato, R ERA: 3.94	19 Daniel Herrera, L ERA: 4.91	46 Manny Acosta, R ERA: 3.15	64 Josh Stinson, R ERA: 5.68	18 Ryota Igarashi, R ERA: 5.68	36 Dale Thayer, R ERA: 3.88											

Chicago Cubs @ New York Mets
Citi Field, Flushing, NY
Sun Sep 11 2011, 8:21 PM - 12:48 AM EDT
Att: 33,502 - Cloudy - 66 F

AB 44
R 10
H 14
RBI 10
BB 7
SO 5
LOB 25



Batter	1	2	3	4	5	6	7	8	9	10	11	AB	R	H	RBI	BB	SO	LOB	BOTTOM			
7 José Reyes, S OBP: 0.375, SLG: 0.489	G4-3				G4-3							5	1	1	0	1	1	3				
11 Rubén Tejada, R OBP: 0.352, SLG: 0.321	P4				L4							6	0	2	0	0	0	4				
21 Lucas Duda, L OBP: 0.350, SLG: 0.471	F8				F8							4	0	1	0	2	1	3				
5 David Wright, R OBP: 0.361, SLG: 0.451												5	0	0	0	1	2	7				
16 Ángel Pagán, S OBP: 0.319, SLG: 0.381												5	1	2	1	1	0	1				
44 Jason Bay, R OBP: 0.325, SLG: 0.377												4	1	1	0	1	1	4				
3 Josh Satin, R OBP: 0.333, SLG: 0.333												1	1	1	0	0	0	0				
6 Nick Evans, R OBP: 0.341, SLG: 0.465												3	1	1	1	0	0	3				
20 Jason Pridie, L OBP: 0.307, SLG: 0.350												2	1	1	2	0	1	3				
9 Ronny Paulino, R OBP: 0.175, SLG: 0.125												3	0	1	1	0	0	1				
30 John Thole, L OBP: 0.175, SLG: 0.125												2	0	1	0	0	0	2				
38 Chris Capuano, L OBP: 0.175, SLG: 0.125												0	0	0	0	0	0	0				
64 Josh Willingham, L OBP: 0.175, SLG: 0.125												0	0	0	0	0	0	0				
18 Ryota Igarashi, R OBP: 0.175, SLG: 0.125												0	0	0	0	0	0	0				
36 Dale Thayer, R OBP: 0.175, SLG: 0.125												1	0	0	0	0	0	1				
47 Miguel Batista, R ERA: 4.27												1	0	0	0	0	0	0				
77 D.J. Carrasco, R ERA: 5.28												0	0	0	0	0	0	0				
40 Tim Lincecum, L ERA: 3.12												0	0	0	0	0	0	0				
27 Pedro Beato, R ERA: 3.94												0	0	0	0	0	0	0				
19 Daniel Herrera, L ERA: 4.91												0	0	0	0	0	0	0				
46 Manny Acosta, R ERA: 3.15												0	0	0	0	0	0	0				
64 Josh Stinson, R ERA: 5.68												0	0	0	0	0	0	0				
18 Ryota Igarashi, R ERA: 5.68												0	0	0	0	0	0	0				
36 Dale Thayer, R ERA: 3.88												0	0	0	0	0	0	0				
Inning Stats	R: 1 E: 0 K: 0 S: 10	H: 2 LOB: 3 BB: 2 P: 24	R: 0 E: 0 K: 0 S: 9	H: 0 LOB: 0 BB: 0 P: 12	R: 0 E: 0 K: 1 S: 9	H: 1 LOB: 0 BB: 0 P: 11	R: 0 E: 1 K: 0 S: 9	H: 0 LOB: 0 BB: 0 P: 11	R: 0 E: 0 K: 0 S: 7	H: 0 LOB: 1 BB: 0 P: 15	R: 0 E: 0 K: 2 S: 11	H: 0 LOB: 2 BB: 0 P: 23	R: 0 E: 0 K: 1 S: 14	H: 2 LOB: 3 BB: 1 P: 20	R: 0 E: 0 K: 0 S: 8	H: 1 LOB: 3 BB: 2 P: 18	R: 2 E: 0 K: 1 S: 12	H: 2 LOB: 0 BB: 0 P: 14	1B: 9 2B: 4 3B: 0 HR: 1	SF: 0 SAC: 1 DP: 1 HBP: 1	WP: 1 PB: 0 SB: 1 CS: 0	PA: 54
PITCHER	22 Matt Garza, R ERA: 3.54	45 Sean Marshall, L ERA: 2.51	29 Jeff Samardzija, R ERA: 3.12	40 James Russell, L ERA: 4.02	32 Ramon Ortiz, R ERA: 5.27	43 John Grabow, L ERA: 5.01																

Chicago Cubs @ New York Mets
Citi Field, Flushing, NY
Sun Sep 11 2011, 8:21 PM - 12:48 AM EDT
Att: 33,502 - Cloudy - 66 F

AB 46
R 6
H 14
RBI 5
BB 6
SO 7
LOB 32



Batter	1	2	3	4	5	6	7	8	9	AB	R	H	RBI	BB	SO	LOB	TOP		
13 Starlin Castro, R OBP: 0.337, SLG: 0.431	4-1 F9 16 15 1B BB		0-1 G4-3		0-1 F8		0-0 F8			3	0	0	0	1	0	1			
15 Darwin Barney, R OBP: 0.316, SLG: 0.358	1-2 1B		1-2 2B		0-1 F9			0-1 G5-3		4	0	2	0	0	0	1			
16 Aramis Ramirez, R OBP: 0.356, SLG: 0.508	0-0 F9		1-0 G6-3		0-1 G4-3			0-2 G5-3		4	0	0	0	0	0	4			
22 Carlos Pena, L OBP: 0.358, SLG: 0.474	2-3 K			0-0 G4-6-3 1B		1-1 G6-4-3 2B		2-1 L9		4	1	2	0	0	1	2			
6 Bryan LaHair, L OBP: 0.519, SLG: 0.833	0-0 F8			1-0 G4-6-3 1B		0-0 G6-4-3 1B		0-1 G3		4	0	1	0	0	0	3			
12 Alfonso Soriano, R OBP: 0.289, SLG: 0.471		0-0 P5		4-1 24 1B BB		0-1 G6-4-3 1B		2-2 P6		3	0	0	0	1	0	1			
24 Marion Byrd, R OBP: 0.331, SLG: 0.399		1-2 L1		1-2 18 FC5-4 1B		1-1 G5-3		1-2 G4-3		4	0	1	0	0	0	0			
18 Geovany Soto, R OBP: 0.311, SLG: 0.395		1-3 K		1-0 FC5-4				3-2 G1-3		3	0	0	0	0	1	2			
46 Ryan Dempster, R OBP: 0.093, SLG: 0.075				0-1 G5-3		3-2 CI		1-0 L4		2	0	0	0	0	0	0			
45 Sean Marshall, L (8, 1)										0	0	0	0	0	0	0			
Inning Stats	R: 0 H: 1 E: 0 K: 1 S: 10	H: 1 LOB: 2 BB: 1 P: 17	R: 0 H: 0 E: 0 K: 1 S: 7	H: 0 LOB: 0 BB: 0 P: 9	R: 0 H: 1 E: 0 K: 0 S: 8	H: 1 LOB: 1 BB: 0 P: 10	R: 0 H: 2 E: 0 K: 0 S: 9	H: 2 LOB: 2 BB: 0 P: 16	R: 0 H: 0 E: 1 K: 0 S: 9	H: 0 LOB: 1 BB: 0 P: 12	R: 1 H: 2 E: 0 K: 0 S: 7	H: 2 LOB: 0 BB: 0 P: 9	R: 0 H: 0 E: 0 K: 0 S: 5	H: 0 LOB: 0 BB: 0 P: 9	R: 0 H: 0 E: 0 K: 0 S: 8	H: 0 LOB: 0 BB: 0 P: 11	1B: 4 2B: 2 3B: 0 HR: 0	SF: 0 SAC: 0 DP: 2 HBP: 0	WP: 0 PA: 34 PB: 0 SB: 0 CS: 0
PITCHER	IP WLS BF H R ER SO BB IBB HBP BLK WP HR S P ERA WHIP	IP WLS BF H R ER SO BB IBB HBP BLK WP HR S P ERA WHIP	IP WLS BF H R ER SO BB IBB HBP BLK WP HR S P ERA WHIP	IP WLS BF H R ER SO BB IBB HBP BLK WP HR S P ERA WHIP	IP WLS BF H R ER SO BB IBB HBP BLK WP HR S P ERA WHIP	IP WLS BF H R ER SO BB IBB HBP BLK WP HR S P ERA WHIP	IP WLS BF H R ER SO BB IBB HBP BLK WP HR S P ERA WHIP	IP WLS BF H R ER SO BB IBB HBP BLK WP HR S P ERA WHIP	IP WLS BF H R ER SO BB IBB HBP BLK WP HR S P ERA WHIP	IP WLS BF H R ER SO BB IBB HBP BLK WP HR S P ERA WHIP	IP WLS BF H R ER SO BB IBB HBP BLK WP HR S P ERA WHIP	IP WLS BF H R ER SO BB IBB HBP BLK WP HR S P ERA WHIP	IP WLS BF H R ER SO BB IBB HBP BLK WP HR S P ERA WHIP	IP WLS BF H R ER SO BB IBB HBP BLK WP HR S P ERA WHIP	IP WLS BF H R ER SO BB IBB HBP BLK WP HR S P ERA WHIP	IP WLS BF H R ER SO BB IBB HBP BLK WP HR S P ERA WHIP	IP WLS BF H R ER SO BB IBB HBP BLK WP HR S P ERA WHIP	IP WLS BF H R ER SO BB IBB HBP BLK WP HR S P ERA WHIP	

Chicago Cubs @ Cincinnati Reds
Great American Ball Park, Cincinnati, OH
Tue Sep 13 2011, 7:11 PM - 9:39 PM EDT
Att. 19,159 - Clear - 85 F

AB	31
R	1
H	6
RBI	0
BB	2
SO	2
LOB	14



Batter	1	2	3	4	5	6	7	8	9	AB	R	H	RBI	BB	SO	LOB	BOTTOM		
4 Brandon Phillips, R OBP: 0.349, SLG: 0.446	3-2 HR		1-3 K		4-2 19 BB 16 1B BB		4-2 16 F9 16 E BB			2	1	1	1	2	1	0			
16 Edgar Renteria, R OBP: 0.312, SLG: 0.361	0-0 2B		0-1 19 G4-6-3 1B		1-1 19 BB 1B		3-1 F9			4	0	3	1	0	0	1			
19 Joey Volto, L OBP: 0.429, SLG: 0.553	4-0 BB		1-1 G4-6-3		4-1 32 G6-3 BB		4-0 BB			1	0	0	0	3	0	1			
32 Jay Bruce, L OBP: 0.345, SLG: 0.486	0-3 K			2-3 K		1-2 G6-3		1-3 K		4	0	0	0	0	3	7			
23 Yonder Alonso, L OBP: 0.449, SLG: 0.614	3-2 F8			2-1 6 FC6-4 1B		0-0 39 FC6-4 1B		0-0 L4		4	0	2	0	0	0	2			
48 Francisco Cordero, R (9, 1)										0	0	0	0	0	0	0			
6 Drew Stubbs, R OBP: 0.322, SLG: 0.371	1-3 K			3-2 FC6-4		0-0 L6		0-3 K		4	0	0	0	0	2	4			
25 Juan Francisco, L OBP: 0.276, SLG: 0.436		3-2 K		3-2 P4		0-1 F8		1-2 F9		4	0	0	0	0	1	2			
39 Devin Mesoraco, R OBP: 0.238, SLG: 0.450		0-1 P4			4-0 44 FC3-6 BB		2-1 FC6-4			2	0	0	0	1	0	1			
44 Mike Leake, R OBP: 0.218, SLG: 0.241		3-3 K			0-1 FC3-6 16 1B					3	1	0	0	0	2	1			
28 Chris Heisey, R OBP: 0.304, SLG: 0.483										0	0	0	0	0	0	0			
Inning Stats	R: 1 H: 2 E: 0 K: 2 S: 16	H: 2 LOB: 2 BB: 1 P: 27	R: 0 H: 0 E: 0 K: 2 S: 8	H: 0 LOB: 0 BB: 0 P: 14	R: 0 H: 1 E: 0 K: 1 S: 7	H: 1 LOB: 1 BB: 0 P: 9	R: 0 H: 1 E: 0 K: 1 S: 12	H: 1 LOB: 1 BB: 0 P: 21	R: 1 H: 1 E: 0 K: 0 S: 11	H: 1 LOB: 2 BB: 3 P: 25	R: 0 H: 1 E: 0 K: 0 S: 6	H: 1 LOB: 1 BB: 0 P: 8	R: 0 H: 0 E: 1 K: 2 S: 12	H: 0 LOB: 2 BB: 2 P: 24	R: 0 H: 0 E: 0 K: 1 S: 7	H: 0 LOB: 0 BB: 0 P: 8	1B: 4 2B: 1 3B: 0 HR: 1	SF: 0 SAC: 0 DP: 2 HBP: 0	WP: 0 PA: 34 PB: 0 SB: 0 CS: 0
PITCHER	IP WLS BF H R ER SO BB IBB HBP BLK WP HR S P ERA WHIP	IP WLS BF H R ER SO BB IBB HBP BLK WP HR S P ERA WHIP	IP WLS BF H R ER SO BB IBB HBP BLK WP HR S P ERA WHIP	IP WLS BF H R ER SO BB IBB HBP BLK WP HR S P ERA WHIP	IP WLS BF H R ER SO BB IBB HBP BLK WP HR S P ERA WHIP	IP WLS BF H R ER SO BB IBB HBP BLK WP HR S P ERA WHIP	IP WLS BF H R ER SO BB IBB HBP BLK WP HR S P ERA WHIP	IP WLS BF H R ER SO BB IBB HBP BLK WP HR S P ERA WHIP	IP WLS BF H R ER SO BB IBB HBP BLK WP HR S P ERA WHIP	IP WLS BF H R ER SO BB IBB HBP BLK WP HR S P ERA WHIP	IP WLS BF H R ER SO BB IBB HBP BLK WP HR S P ERA WHIP	IP WLS BF H R ER SO BB IBB HBP BLK WP HR S P ERA WHIP	IP WLS BF H R ER SO BB IBB HBP BLK WP HR S P ERA WHIP	IP WLS BF H R ER SO BB IBB HBP BLK WP HR S P ERA WHIP	IP WLS BF H R ER SO BB IBB HBP BLK WP HR S P ERA WHIP	IP WLS BF H R ER SO BB IBB HBP BLK WP HR S P ERA WHIP	IP WLS BF H R ER SO BB IBB HBP BLK WP HR S P ERA WHIP	IP WLS BF H R ER SO BB IBB HBP BLK WP HR S P ERA WHIP	

Chicago Cubs @ Cincinnati Reds
Great American Ball Park, Cincinnati, OH
Tue Sep 13 2011, 7:11 PM - 9:39 PM EDT
Att. 19,159 - Clear - 85 F

AB	28
R	2
H	6
RBI	2
BB	6
SO	9
LOB	19



Batter	1	2	3	4	5	6	7	8	9	AB	R	H	RBI	BB	SO	LOB	TOP					
13 Starlin Castro, R OBP: 0.340, SLG: 0.432										3	1	2	0	1	0	1						
5 Reed Johnson, R OBP: 0.355, SLG: 0.489										3	0	0	0	0	1	2						
16 Aramis Ramirez, R OBP: 0.357, SLG: 0.508										4	1	2	0	0	0	2						
22 Carlos Pena, L OBP: 0.357, SLG: 0.474										4	0	1	1	0	1	1						
12 Alfonso Soriano, R OBP: 0.287, SLG: 0.467										4	0	0	1	0	1	1						
24 Marlon Byrd, R OBP: 0.330, SLG: 0.397										4	0	1	0	0	0	1						
15 Darwin Barney, R OBP: 0.314, SLG: 0.355										4	0	0	0	0	2	1						
18 Geovany Soto, R OBP: 0.309, SLG: 0.392										3	0	0	0	0	2	0						
27 Casey Coleman, L OBP: 0.136, SLG: 0.182										1	0	0	0	0	0	0						
54 John Gibson, R OBP: 0.275, SLG: 0.388										0	0	0	0	0	0	0						
39 Luis Montanez, R OBP: 0.275, SLG: 0.388										0	0	0	0	0	0	0						
43 John Grawow, L OBP: 0.275, SLG: 0.388										0	0	0	0	0	0	0						
21 Tyler Colvin, L OBP: 0.103, SLG: 0.320										0	0	0	0	0	0	0						
34 Kerry Wood, R OBP: 0.103, SLG: 0.320										0	0	0	0	0	0	0						
32 Ramon Ortiz, R OBP: 0.103, SLG: 0.320										0	0	0	0	0	0	0						
Inning Stats	R: 0 E: 0 K: 0 S: 11	H: 2 LOB: 1 BB: 0 P: 14	R: 0 E: 0 K: 1 S: 9	H: 1 LOB: 1 BB: 0 P: 13	R: 0 E: 0 K: 1 S: 6	H: 0 LOB: 2 BB: 1 P: 13	R: 0 E: 0 K: 0 S: 6	H: 0 LOB: 0 BB: 0 P: 10	R: 0 E: 0 K: 0 S: 5	H: 0 LOB: 0 BB: 0 P: 7	R: 2 E: 0 K: 1 S: 12	H: 3 LOB: 1 BB: 0 P: 18	R: 0 E: 0 K: 2 S: 11	H: 1 LOB: 0 BB: 0 P: 20	R: 0 E: 0 K: 1 S: 6	H: 0 LOB: 0 BB: 0 P: 12	R: 0 E: 0 K: 1 S: 7	H: 0 LOB: 0 BB: 0 P: 12	1B: 6 2B: 2 3B: 0 HR: 0	SF: 0 SAC: 0 DP: 2 HBP: 1	WP: 0 PB: 0 SB: 0 CS: 1	PA: 34
PITCHER	IP WLS BF H R ER SO BB IBB HBP BLK WP HR S P ERA WHIP																					
47 Johnny Cueto, R ERA: 2.31	3.2	14	3	0	0	2	1	0	1	0	0	0	0	0	30	46	0.00	1.091				
63 Sam LeCure, R ERA: 3.98	2.1	10	3	2	2	1	0	0	0	0	0	0	0	19	29	7.71	1.286					
66 Logan Ondrusek, R ERA: 3.1	1.0	4	1	0	0	2	0	0	0	0	0	0	0	11	20	0.00	1.000					
40 Nick Masset, R ERA: 3.86	1.0	3	0	0	0	1	0	0	0	0	0	0	0	6	8	0.00	0.000					
33 Jose Arredondo, R ERA: 3.04	1.0	3	0	0	0	1	0	0	0	0	0	0	0	7	12	0.00	0.000					

Chicago Cubs @ Cincinnati Reds
Great American Ball Park, Cincinnati, OH
Wed Sep 14 2011, 7:11 PM - 9:32 PM EDT
Att: 18,304 - Overcast - 68 F

AB 32
R 2
H 7
RBI 2
BB 1
SO 7
LOB 9



Batter	1	2	3	4	5	6	7	8	9	AB	R	H	RBI	BB	SO	LOB	BOTTOM			
4 Brandon Phillips, R OBP: 0.346, SLG: 0.443										4	0	0	0	0	3	1				
16 Edgar Renteria, R OBP: 0.314, SLG: 0.363										4	0	2	1	0	1	0				
7 Paul Janish, R OBP: 0.251, SLG: 0.254										0	0	0	0	0	0	0				
19 Joey Volto, L OBP: 0.428, SLG: 0.550										3	1	0	0	1	2	2				
32 Jay Bruce, L OBP: 0.344, SLG: 0.483										3	1	0	0	1	0	1				
28 Chris Heisey, R OBP: 0.307, SLG: 0.496										4	1	2	1	0	0	2				
25 Juan Francisco, L OBP: 0.290, SLG: 0.458										4	1	2	2	0	0	1				
6 Drew Stubbs, R OBP: 0.322, SLG: 0.369										3	1	0	0	1	1	1				
55 Ramon Hernandez, R OBP: 0.339, SLG: 0.455										3	2	2	3	0	0	0				
47 Johnny Cueto, R ERA: 2.31	3.2	20	6	6	6	4	3	0	0	0	0	0	0	0	0	0				
54 John Gaub, L ERA: 10.8	0.1	1	0	0	0	1	0	0	0	0	0	4	5	0.00	0.000					
43 John Grawow, L ERA: 4.84	2.0	6	1	0	0	1	0	0	0	0	0	16	22	0.00	0.500					
34 Kerry Wood, R ERA: 3.51	1.0	3	0	0	0	2	0	0	0	0	0	8	14	0.00	0.000					
32 Ramon Ortiz, R ERA: 5.62	1.0	4	1	1	1	0	0	0	0	0	1	6	7	9.00	1.000					
Inning Stats	R: 0 E: 0 K: 1 S: 10	H: 1 LOB: 1 BB: 0 P: 14	R: 3 E: 0 K: 1 S: 14	H: 2 LOB: 1 BB: 1 P: 22	R: 2 E: 0 K: 1 S: 14	H: 1 LOB: 2 BB: 2 P: 28	R: 1 E: 0 K: 2 S: 13	H: 2 LOB: 1 BB: 0 P: 21	R: 0 E: 0 K: 0 S: 9	H: 1 LOB: 0 BB: 0 P: 10	R: 0 E: 0 K: 1 S: 7	H: 0 LOB: 0 BB: 0 P: 12	R: 0 E: 0 K: 2 S: 8	H: 0 LOB: 0 BB: 0 P: 14	R: 1 E: 0 K: 0 S: 6	H: 1 LOB: 0 BB: 0 P: 7	1B: 4 2B: 3 3B: 0 HR: 2	SF: 0 SAC: 0 DP: 1 HBP: 0	WP: 0 PB: 0 SB: 2 CS: 0	PA: 34
PITCHER	IP WLS BF H R ER SO BB IBB HBP BLK WP HR S P ERA WHIP																			
27 Casey Coleman, R ERA: 7.06	3.2	20	6	6	6	4	3	0	0	0	0	0	0	0	0	0				
54 John Gaub, L ERA: 10.8	0.1	1	0	0	0	1	0	0	0	0	4	5	0.00	0.000						
43 John Grawow, L ERA: 4.84	2.0	6	1	0	0	1	0	0	0	0	16	22	0.00	0.500						
34 Kerry Wood, R ERA: 3.51	1.0	3	0	0	0	2	0	0	0	0	8	14	0.00	0.000						
32 Ramon Ortiz, R ERA: 5.62	1.0	4	1	1	1	0	0	0	0	0	1	6	7	9.00	1.000					

Chicago Cubs @ Cincinnati Reds
Great American Ball Park, Cincinnati, OH
Wed Sep 14 2011, 7:11 PM - 9:32 PM EDT
Att: 18,304 - Overcast - 68 F


AB 31
R 7
H 8
RBI 7
BB 3
SO 8
LOB 9



Batter	1	2	3	4	5	6	7	8	9	10	11	AB	R	H	RBI	BB	SO	LOB	TOP			
13 Starlin Castro, R OBP: 0.340, SLG: 0.431	(1, 6) P4	X SL 85 0-0		L3			F9		F8		BB	5	0	1	0	1	0	1				
15 Darwin Barney, R OBP: 0.312, SLG: 0.352	(1, 4) F7	1-1 L7	1-2	K			K		K		G1-6-3	6	0	1	1	0	2	2				
16 Aramis Ramirez, R OBP: 0.361, SLG: 0.509	(1, 5) 22 HR		F FF 89 0-1 X SL 84	6 WP 22 BB			BB		HBP		G6-4-3	3	1	2	0	1	0	1				
22 Carlos Pena, L OBP: 0.368, SLG: 0.478	(1, 3) HR	1-H		6 WP			K		P3		K	4	1	1	2	1	2	2				
6 Bryan LaHair, L OBP: 0.271, SLG: 0.315	(1, 7) 24 HR			BB			K		K		24 BB	3	1	1	0	2	2	1				
33 DJ LeMahieu, R OBP: 0.273, SLG: 0.279	(10, PR)			K			K		K		BB	0	0	0	0	0	0	0				
3 Jeff Baker, R OBP: 0.307, SLG: 0.397	(10, 9)			BB			K		K		BB	0	0	0	0	0	0	0				
24 Marlon Byrd, R OBP: 0.331, SLG: 0.403	(1, 8) HR	1-H		L4			F8		F9		BB	4	1	1	2	1	0	4				
21 Tyler Colvin, L OBP: 0.209, SLG: 0.315	(1, 9) K			K			K		F7		F8	3	0	0	0	0	3	3				
5 Reed Johnson, R OBP: 0.356, SLG: 0.485	(8, PH)			K			K		F7		F8	2	0	0	0	0	0	2				
55 Kevie Hill, S OBP: 0.271, SLG: 0.280	(1, 2)			K			G1-3		F8		F8	3	0	0	0	0	2	3				
1 Tony Campana, L OBP: 0.301, SLG: 0.310	(9, PH)			K			G1-3		F8		F8	1	1	1	0	0	0	0				
18 Geovany Soto, R OBP: 0.308, SLG: 0.391	(9, 2)			K			G1-3		F8		F8	1	0	0	0	0	0	2				
36 Randy Wells, R ERA: 4.43				P3			F9		12 2B		13 FB	2	0	0	0	0	0	0				
30 Luke McLendon, R ERA: 3.0				F9			K		15 1B		G3-1	2	0	0	0	0	0	0				
34 Kerry Wood, R ERA: 9.0				F9			K		15 1B		G3-1	1	0	0	0	0	0	0				
12 Aramis Ramirez, R OBP: 0.361, SLG: 0.509				F9			K		15 1B		G3-1	1	0	0	0	0	0	0				
9 Brian LaHair, L OBP: 0.271, SLG: 0.315				F9			K		15 1B		G3-1	1	0	0	0	0	0	0				
40 Nick Masset, R ERA: 4.0				F9			K		15 1B		G3-1	1	0	0	0	0	0	0				
Inning Stats	R: 4 E: 0 K: 1 S: 17	H: 4 LOB: 0 BB: 0 P: 28	R: 0 E: 0 K: 1 S: 10	H: 1 LOB: 1 BB: 0 P: 14	R: 0 E: 0 K: 2 S: 13	H: 1 LOB: 3 BB: 2 P: 24	R: 0 E: 0 K: 1 S: 10	H: 0 LOB: 0 BB: 0 P: 13	R: 0 E: 0 K: 2 S: 8	H: 0 LOB: 0 BB: 0 P: 10	R: 0 E: 0 K: 1 S: 7	H: 0 LOB: 1 BB: 1 P: 13	R: 0 E: 0 K: 0 S: 18	H: 3 LOB: 0 BB: 0 P: 24	R: 0 E: 0 K: 1 S: 9	H: 0 LOB: 2 BB: 2 P: 19	R: 0 E: 0 K: 0 S: 2	H: 0 LOB: 0 BB: 1 P: 7	1B: 6 2B: 1 3B: 0 HR: 2	SF: 0 SAC: 0 DP: 2 HBP: 1	WP: 1 PB: 0 SB: 0 CS: 0	PA: 47
PITCHER	34 Homer Bailey, R ERA: 4.43	IP: 6.0 WLS: 2 BF: 27	H: 6 R: 4 ER: 4	SO: 9	BB: 0 IBB: 0 HBP: 0 BLK: 0	WP: 1 HR: 2 S: 6	P: 103 ERA: 6.00 WHIP: 1.500		40 Nick Masset, R ERA: 3.8	IP: 11.1 WLS: 10 BF: 3	H: 0 R: 0 ER: 0 SO: 0	BB: 1 IBB: 0 HBP: 0 BLK: 0	WP: 0 HR: 0 S: 2 P: 7	ERA: 0.00 WHIP: 1.000								

Chicago Cubs @ Cincinnati Reds
Great American Ball Park, Cincinnati, OH
Thu Sep 15 2011, 7:12 PM - 11:12 PM EDT
Att: 23,792 - Clear - 61 F

AB 40
R 6
H 9
RBI 6
BB 6
SO 12
LOB 21

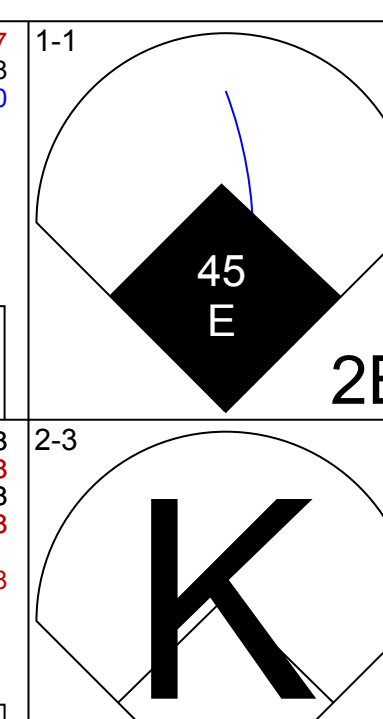
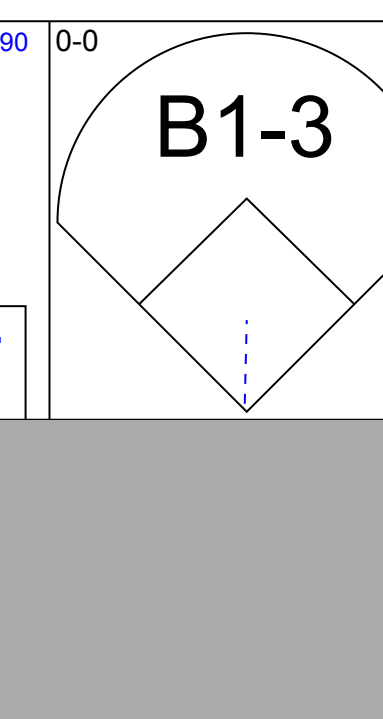
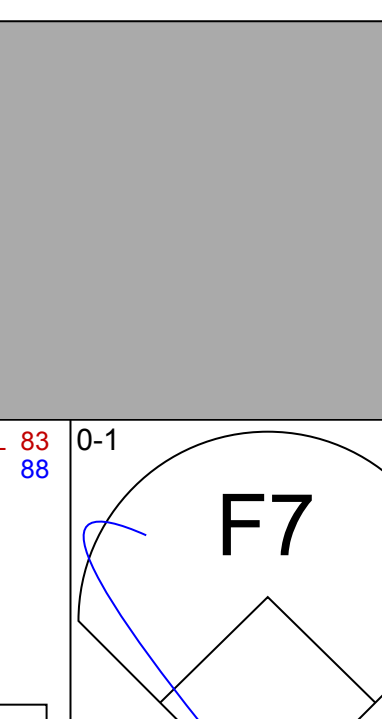

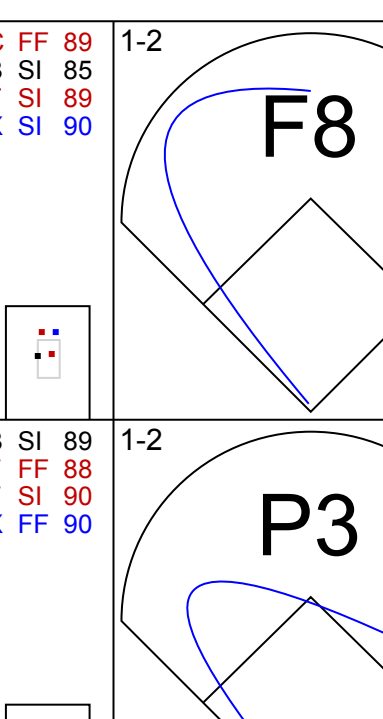

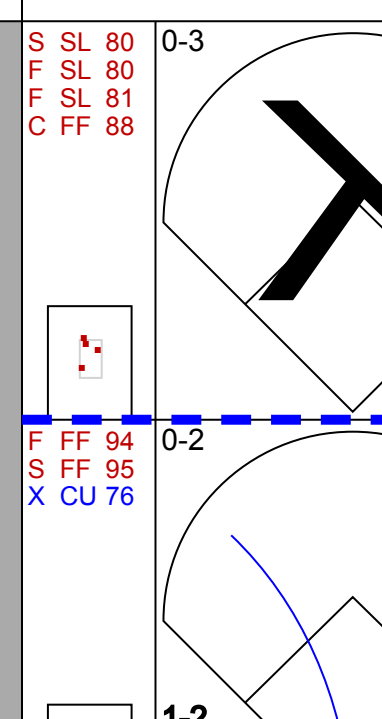
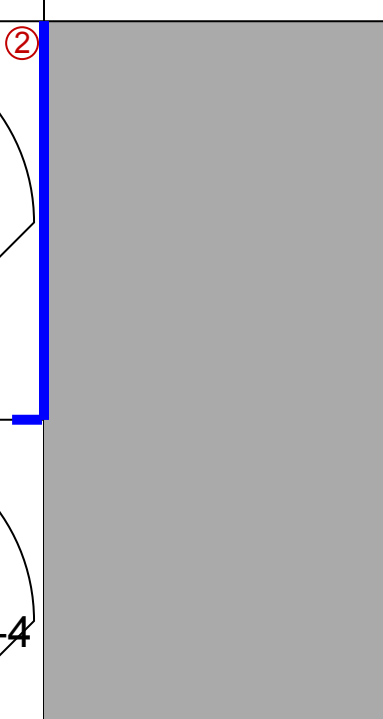
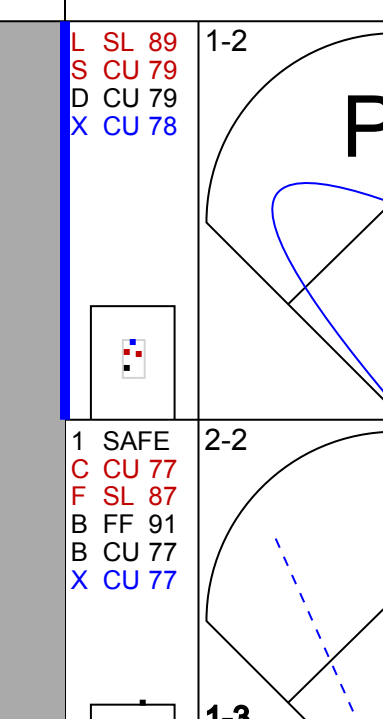
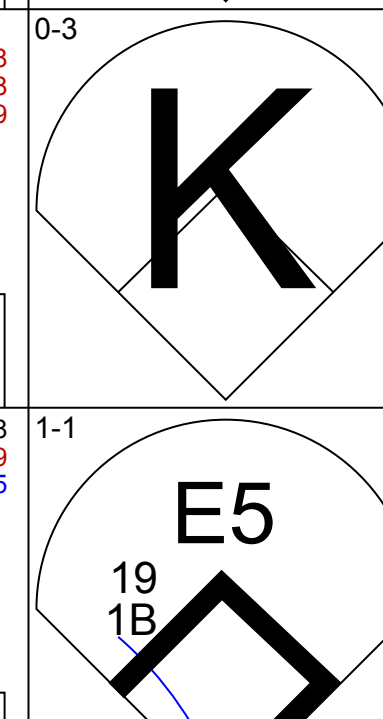

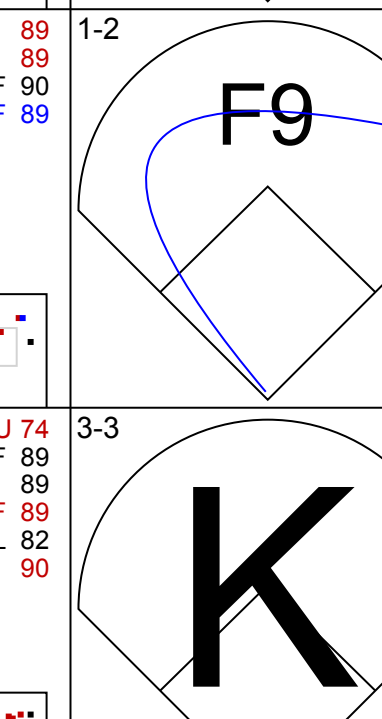


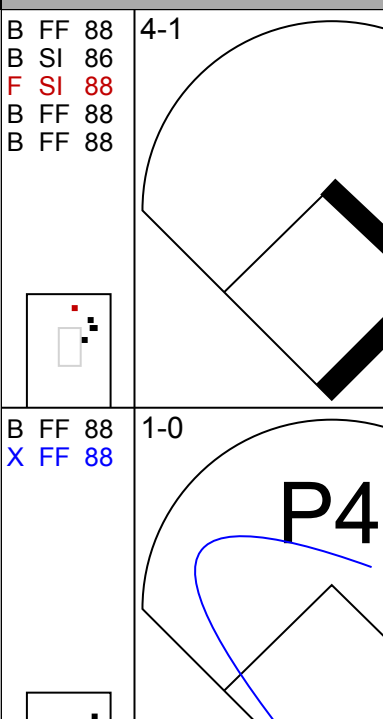
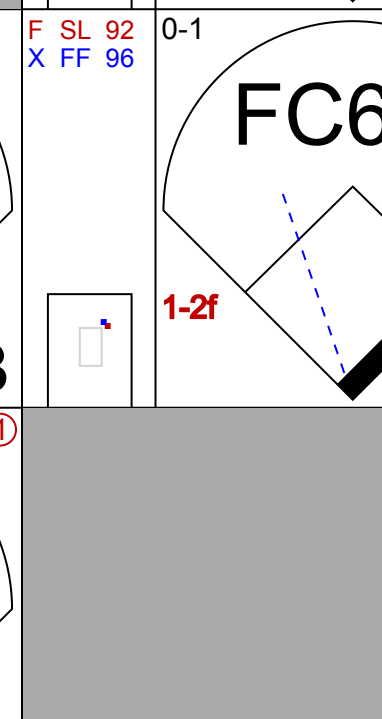
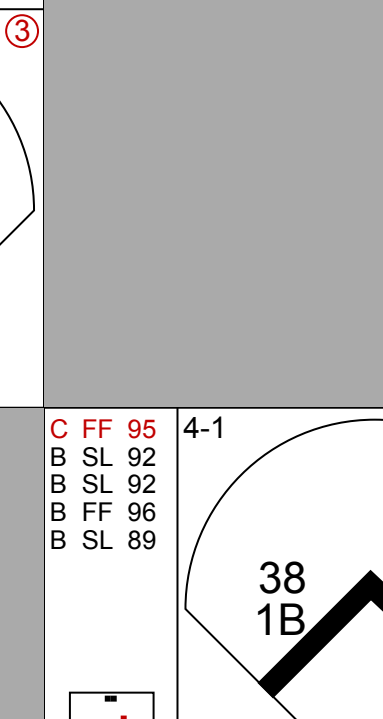
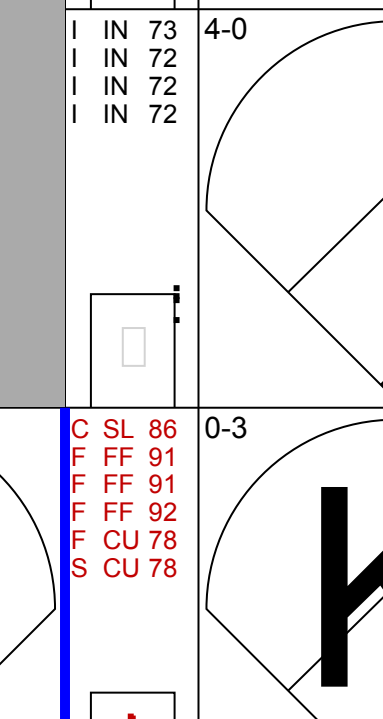
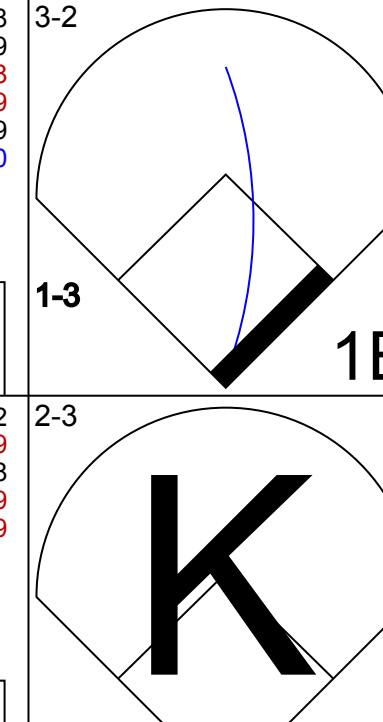


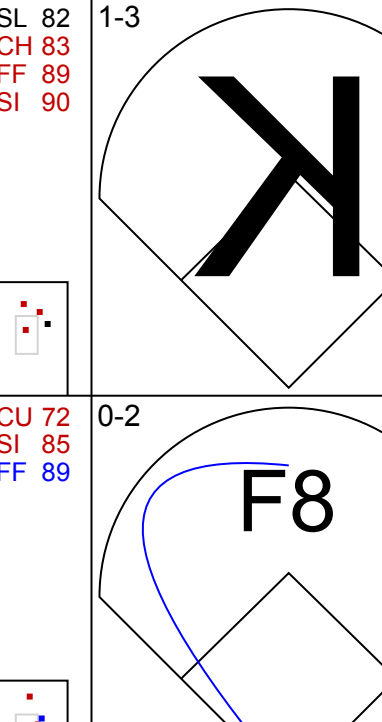

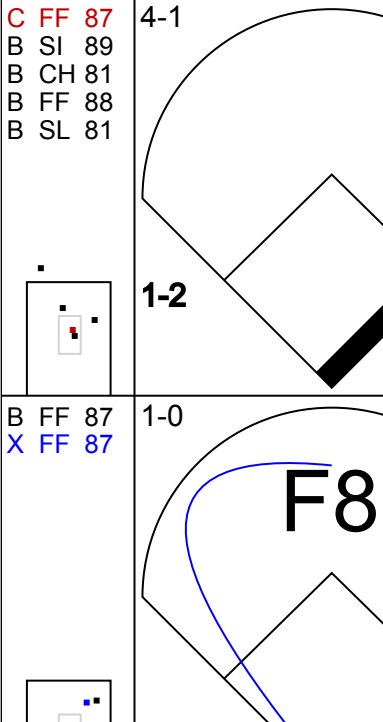

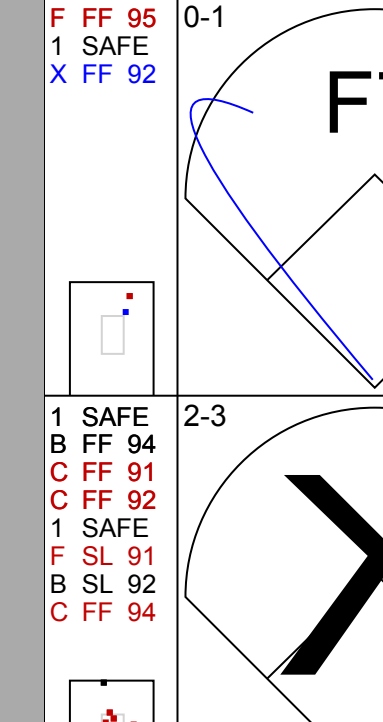
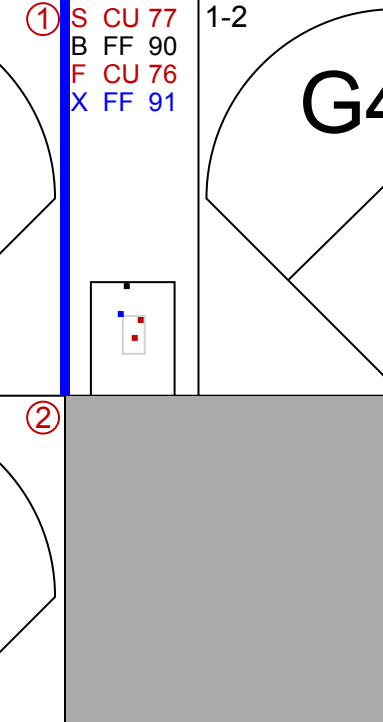

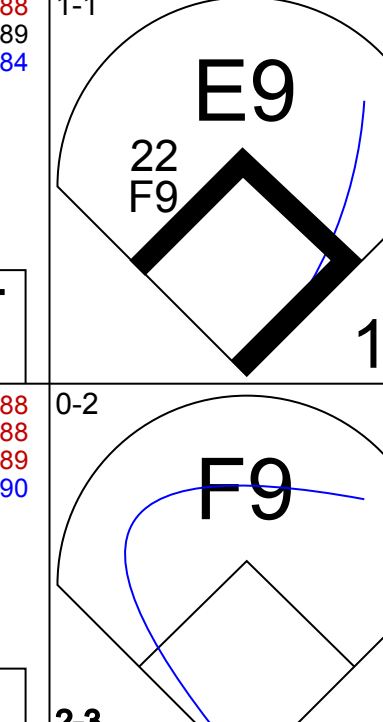

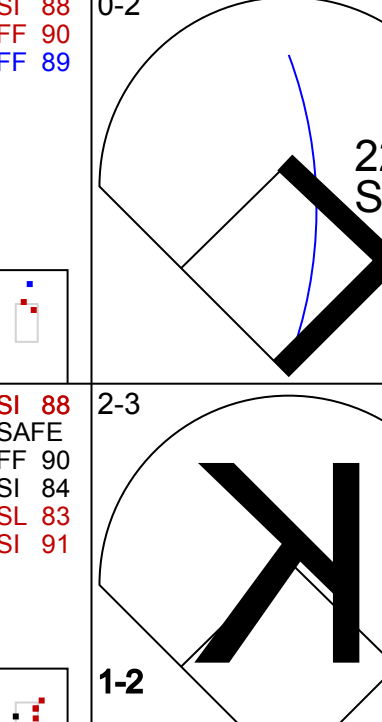

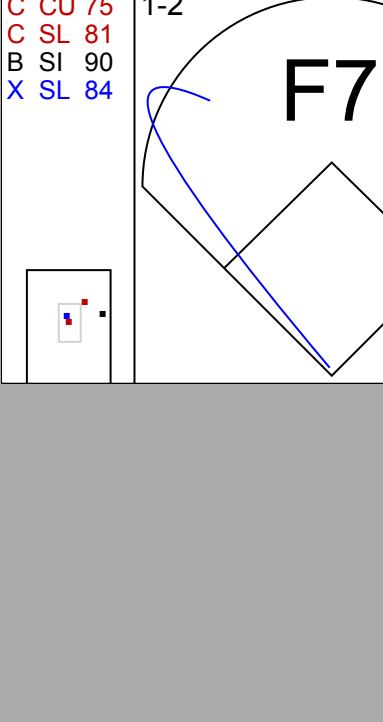
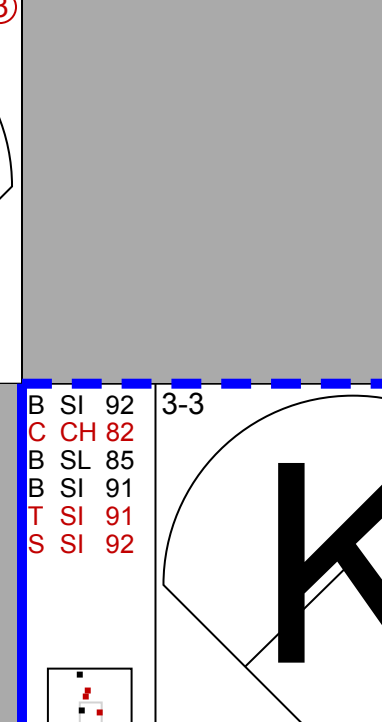
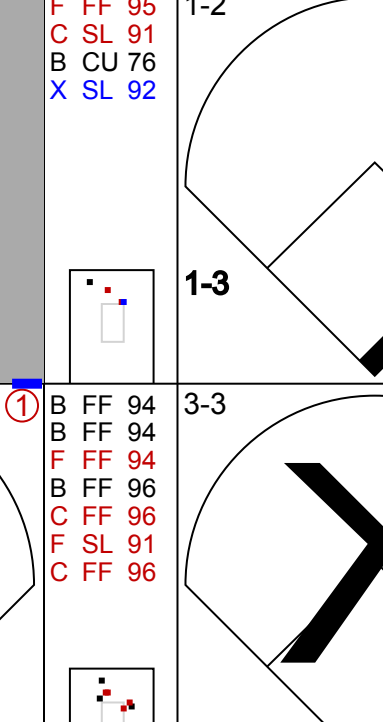
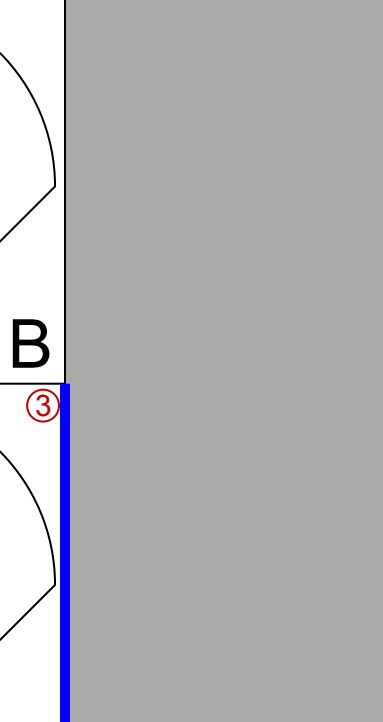

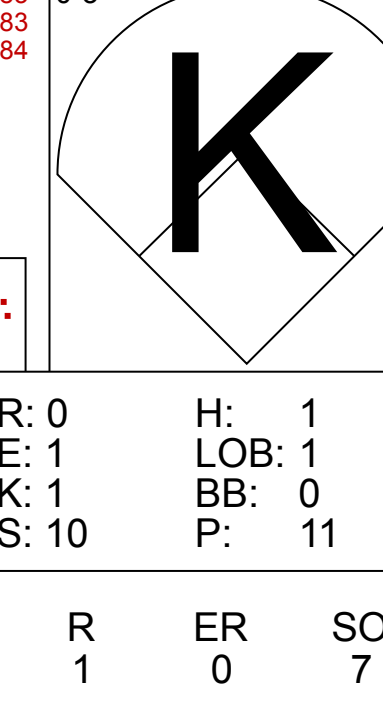
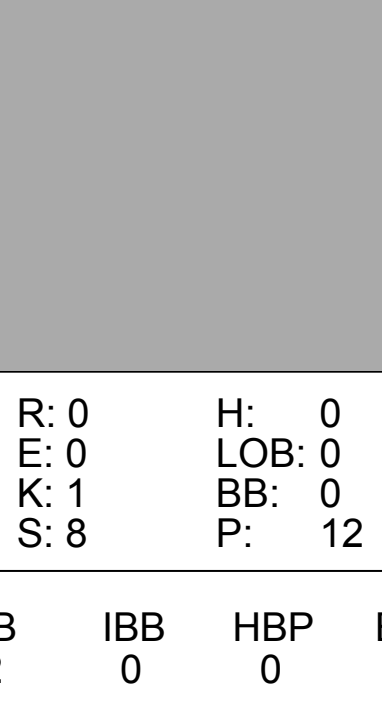
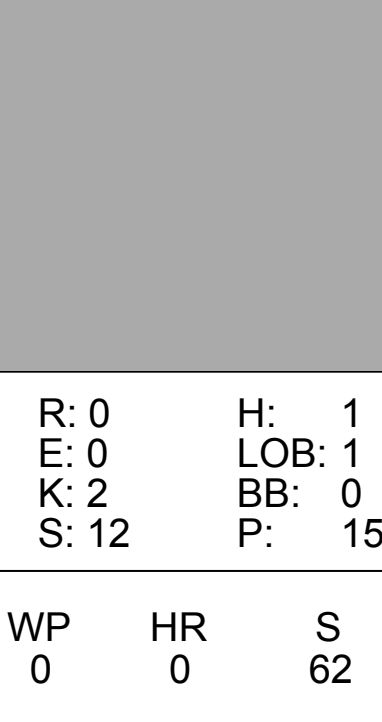
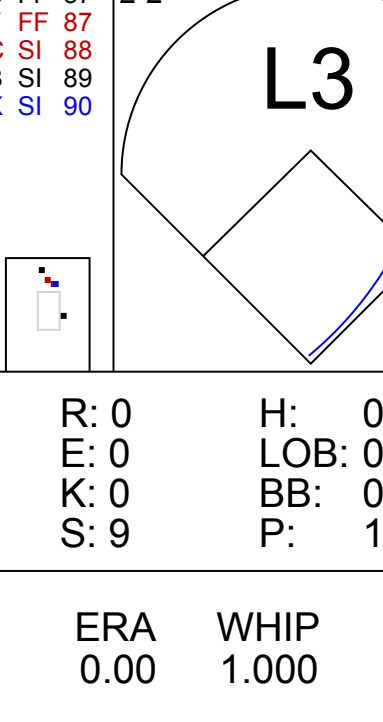
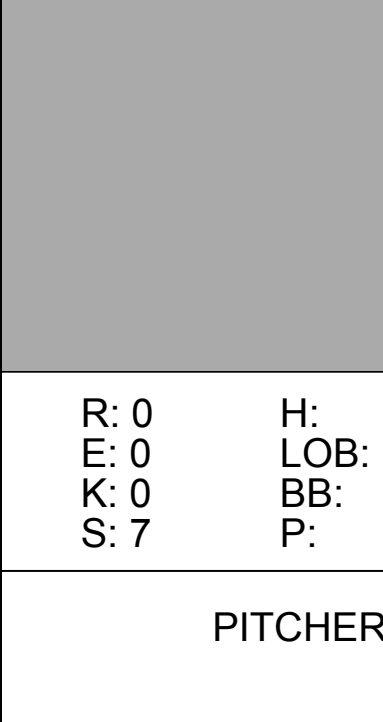
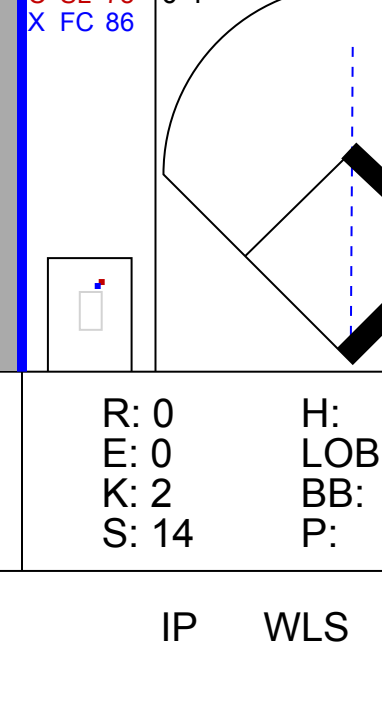
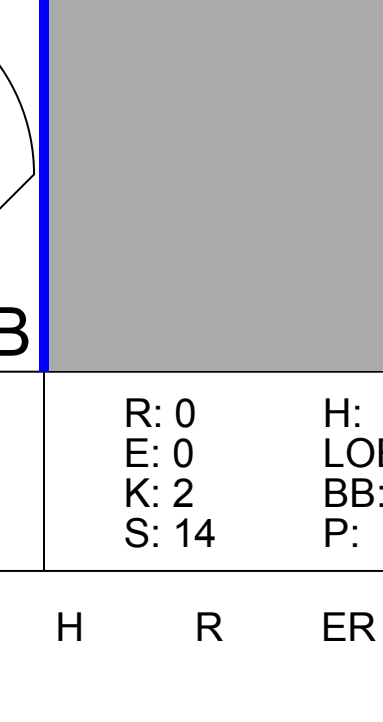
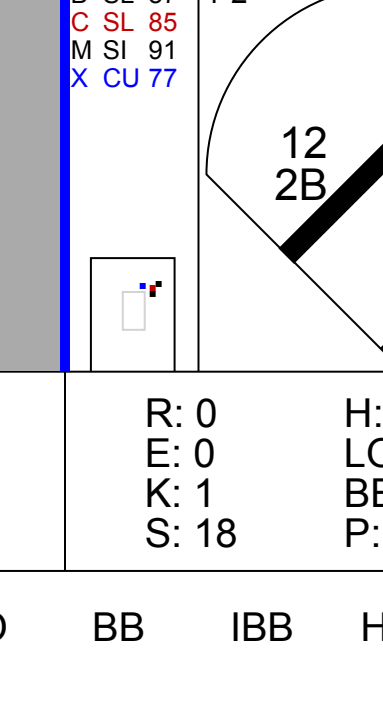
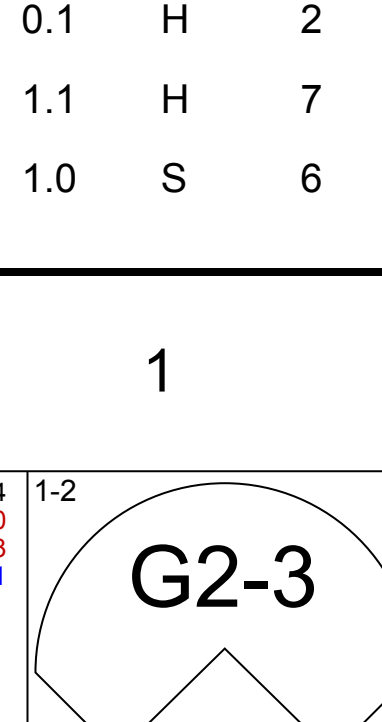
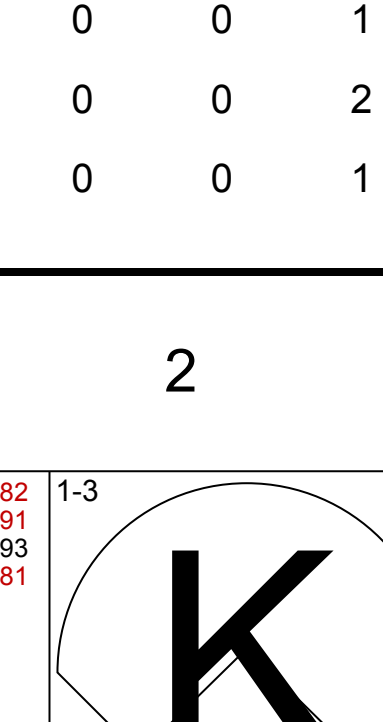
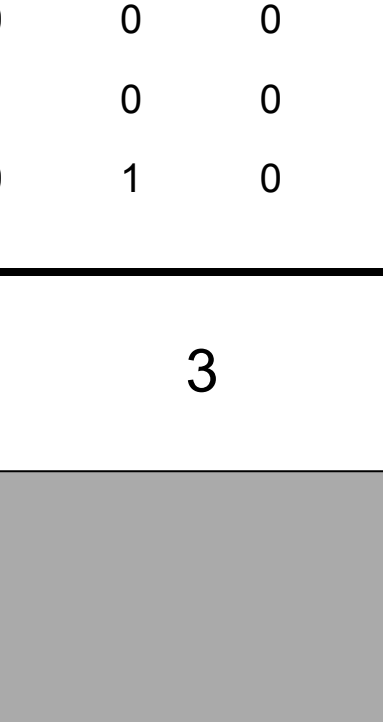
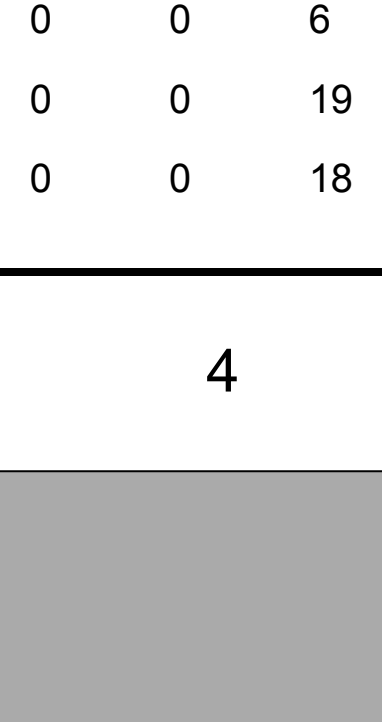
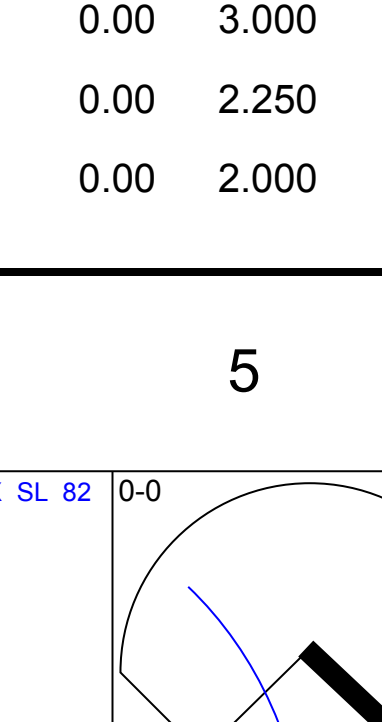
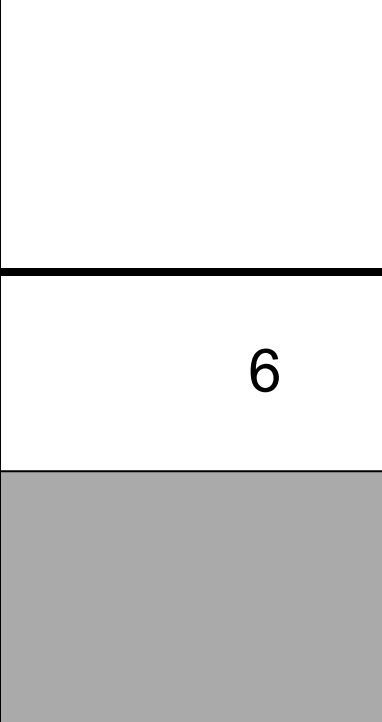
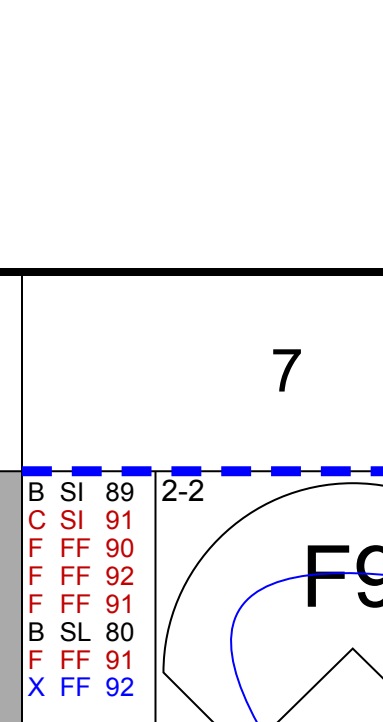
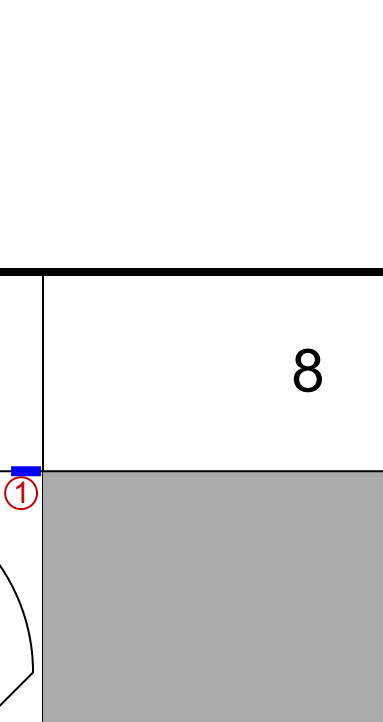
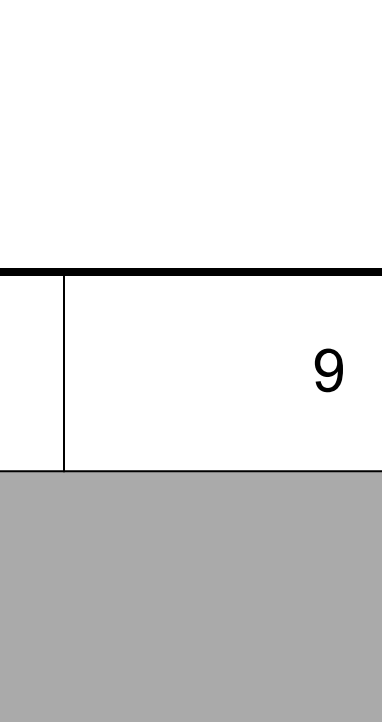
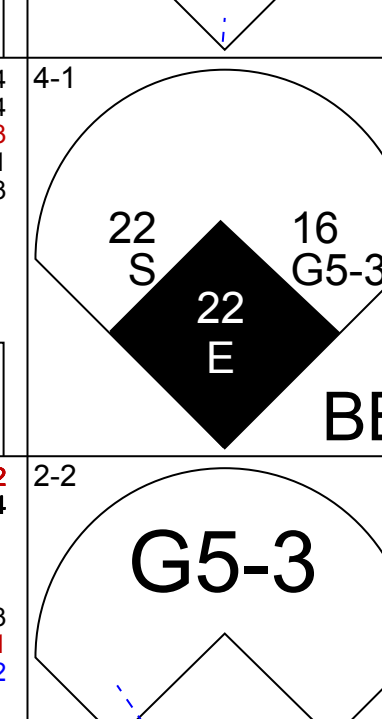

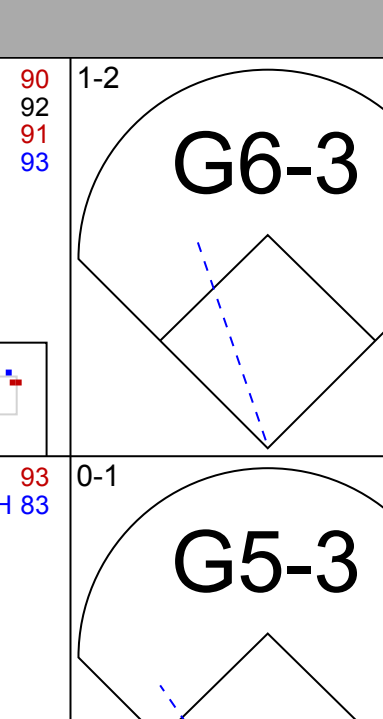

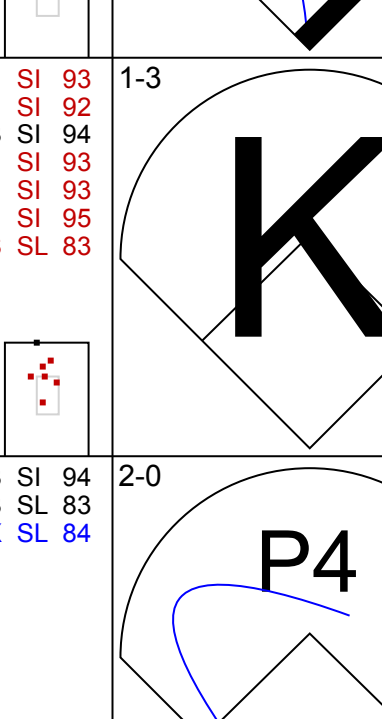

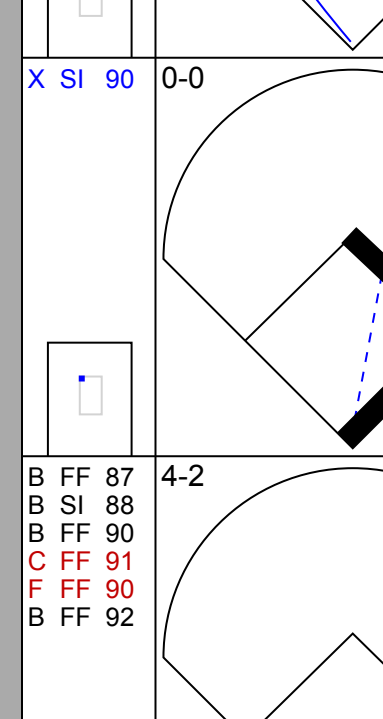


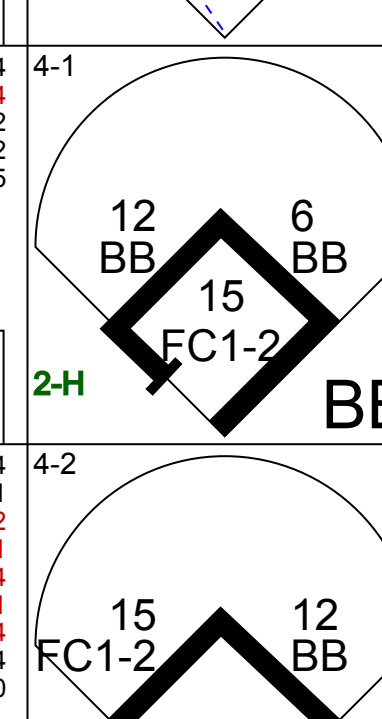

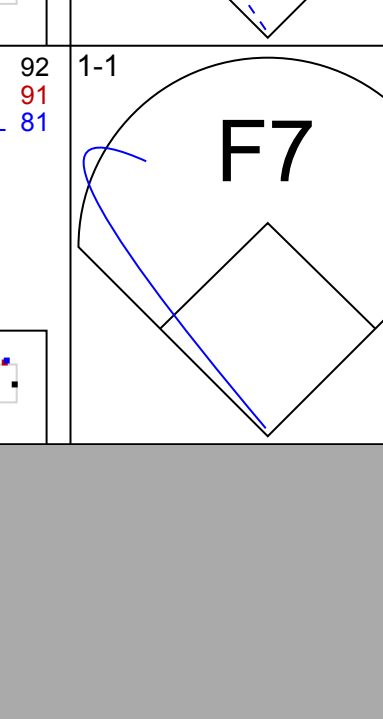
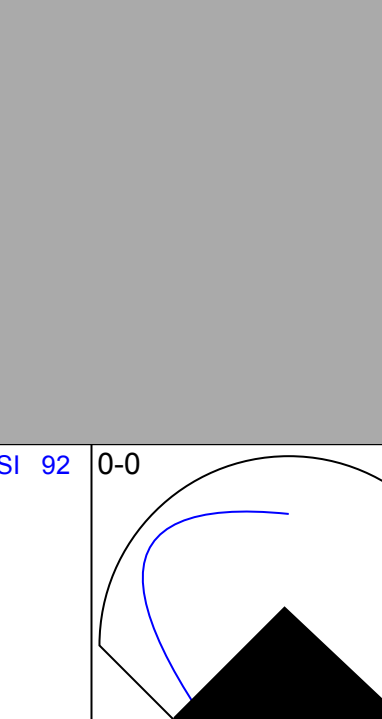
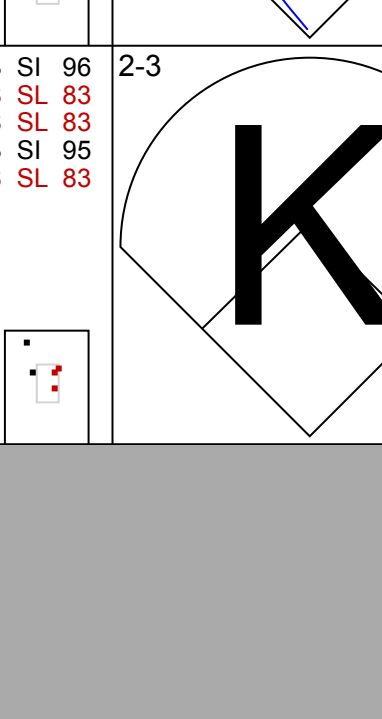
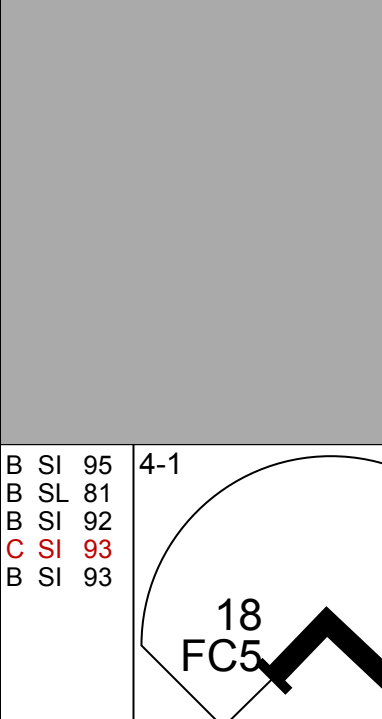
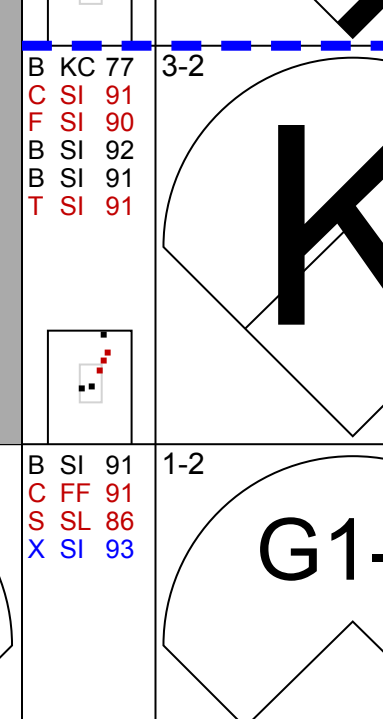
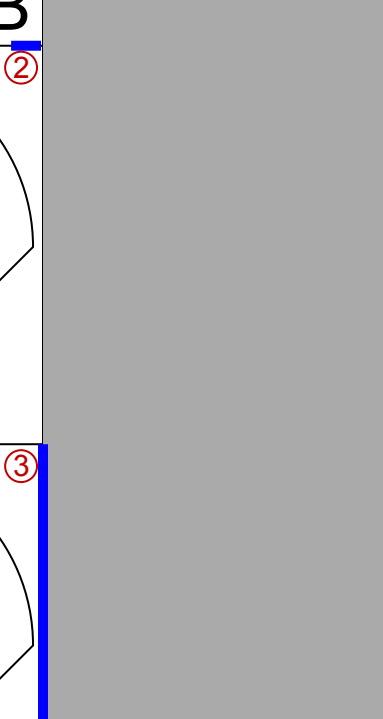

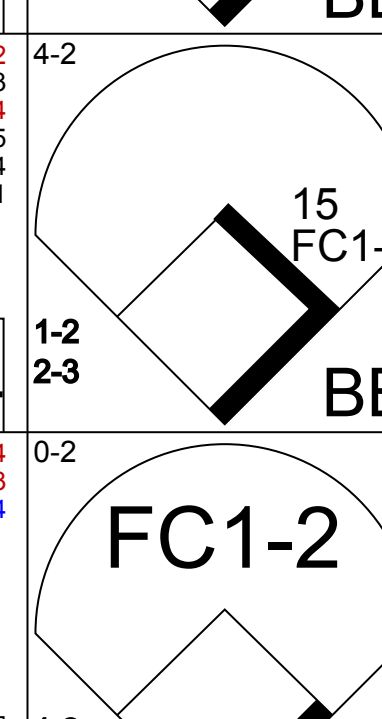


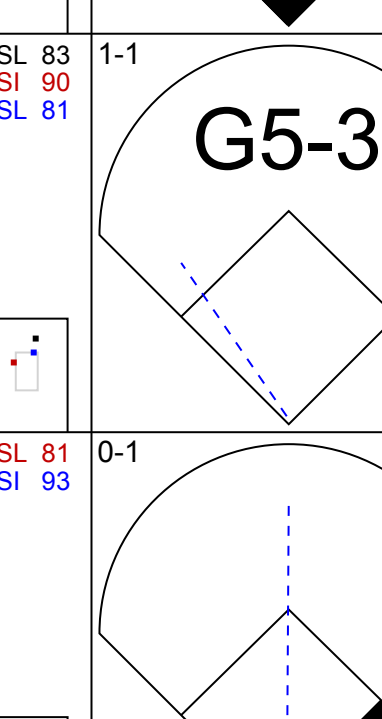

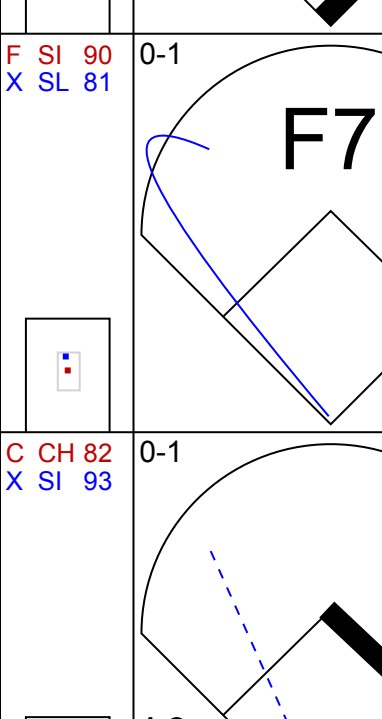

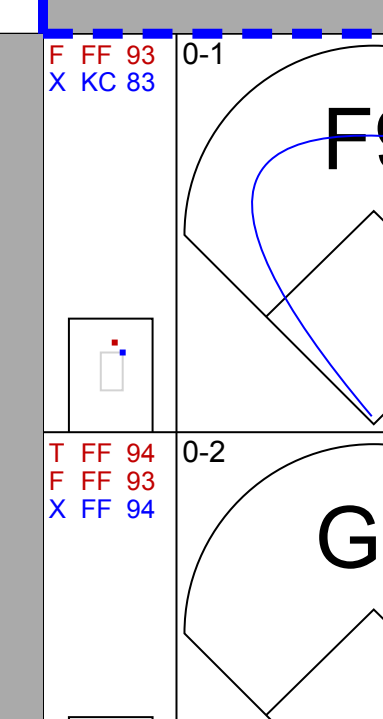
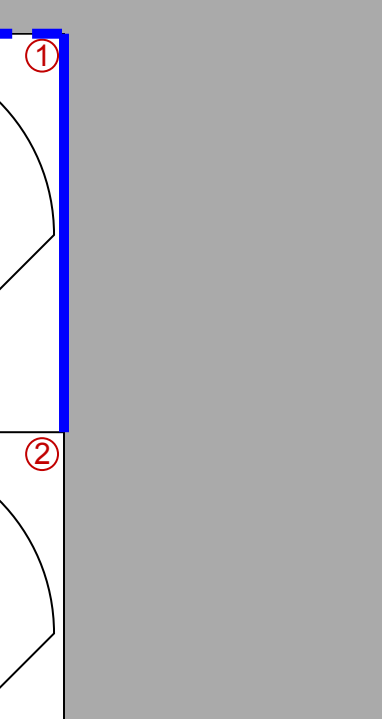


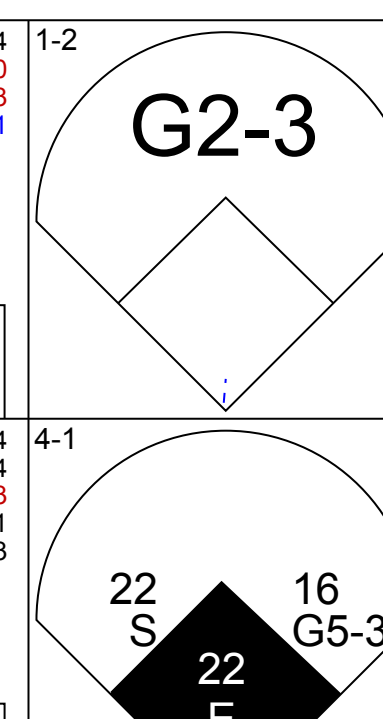
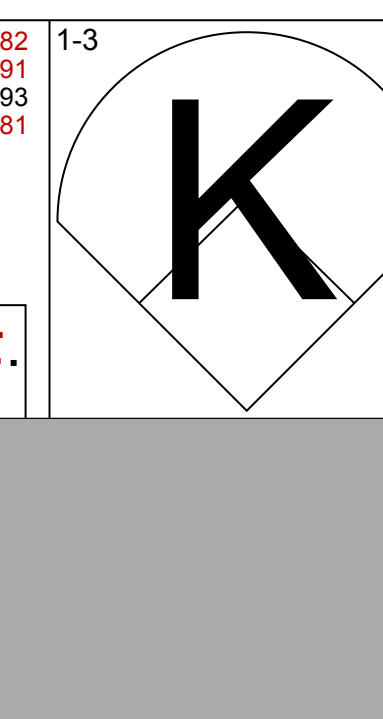
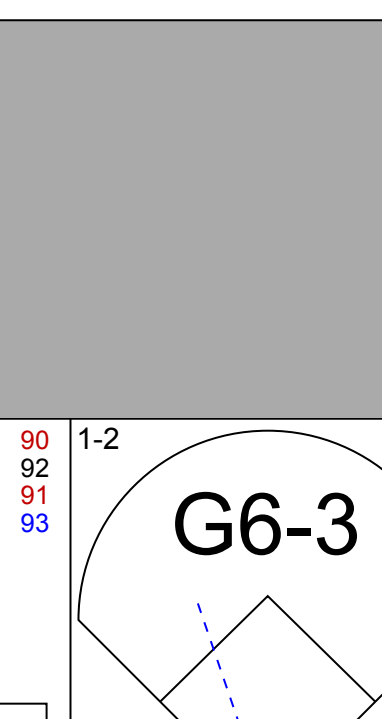

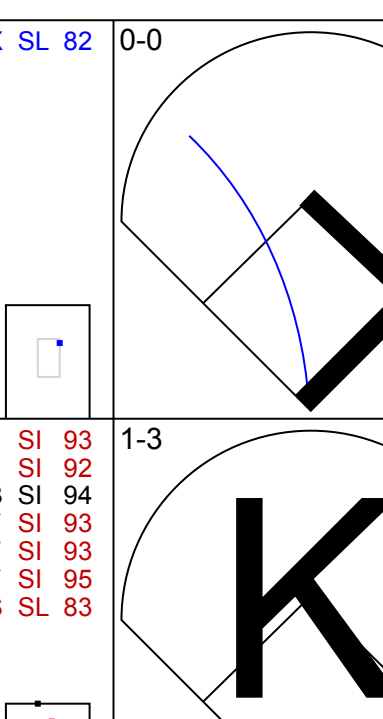

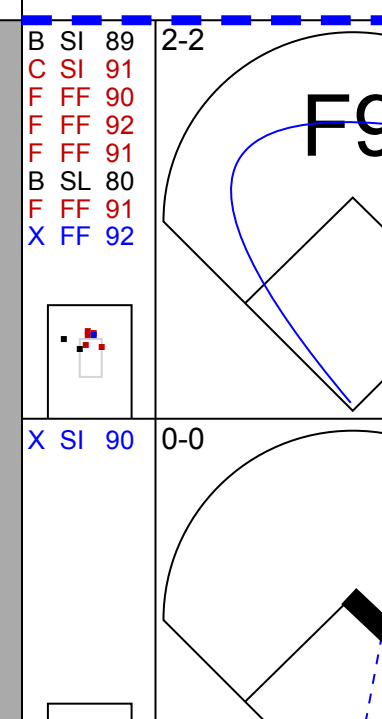


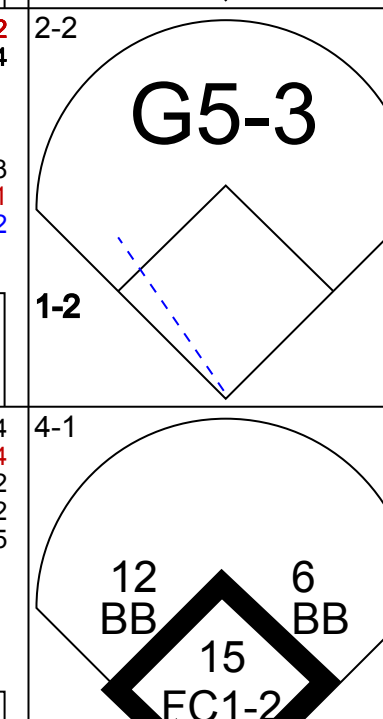

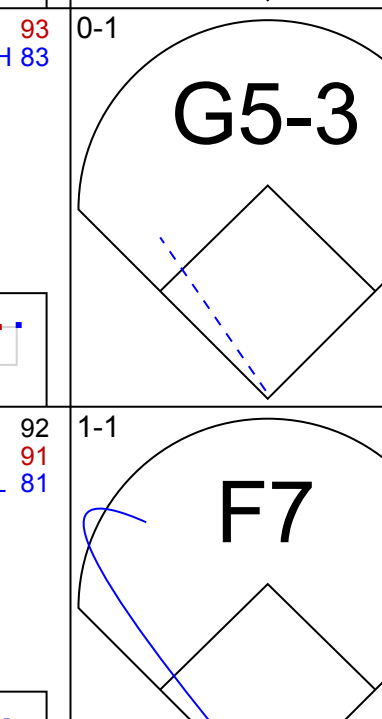

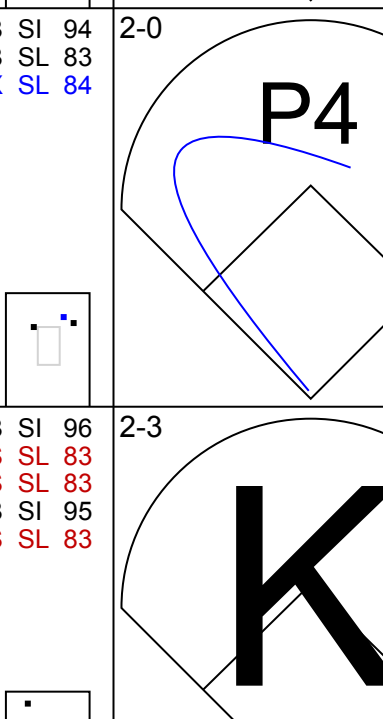

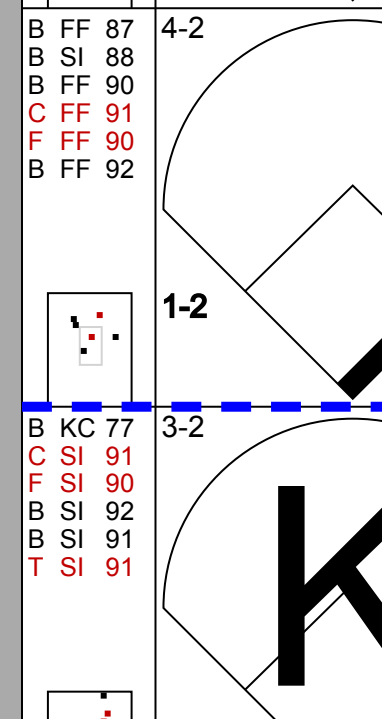
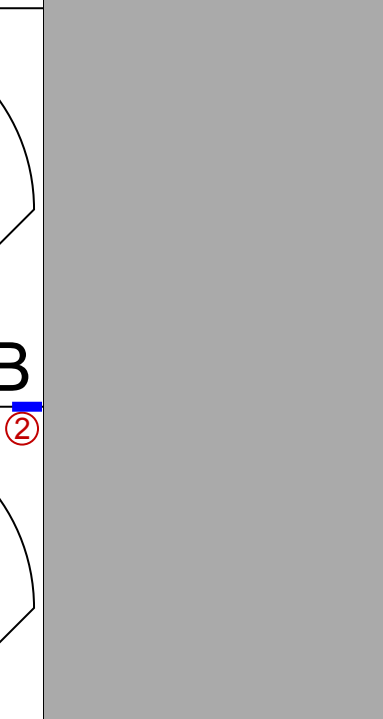

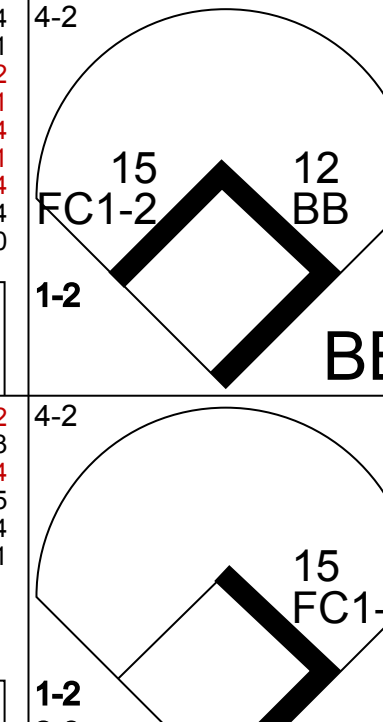


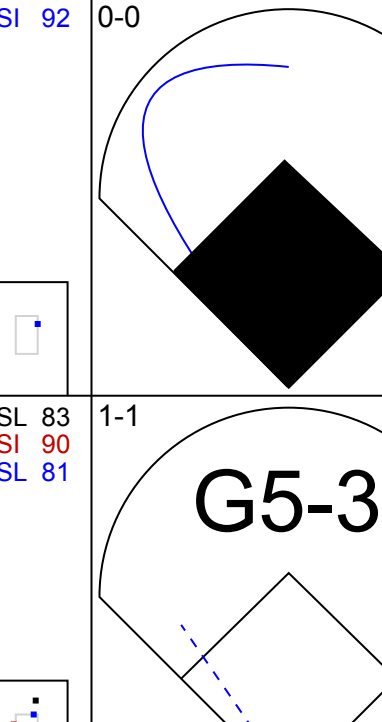

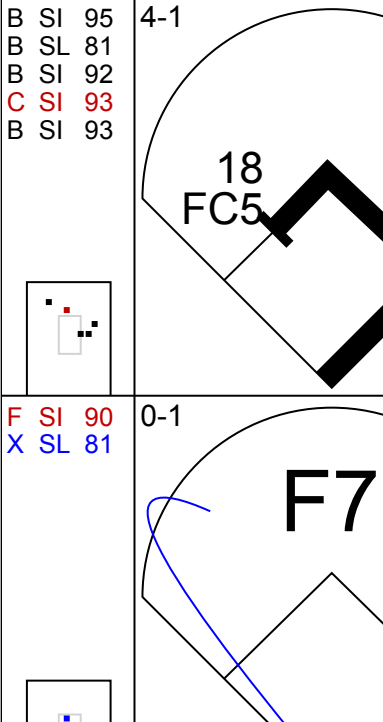
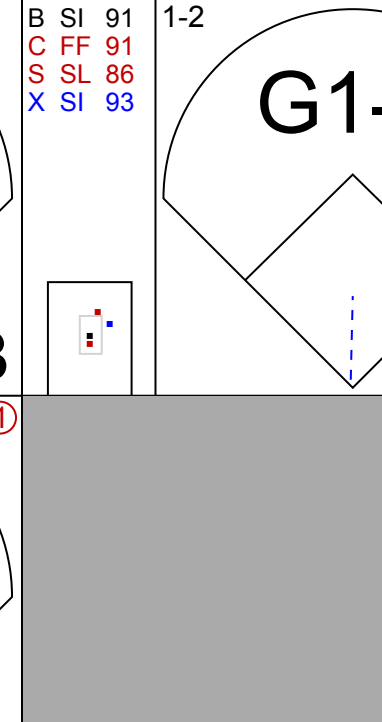
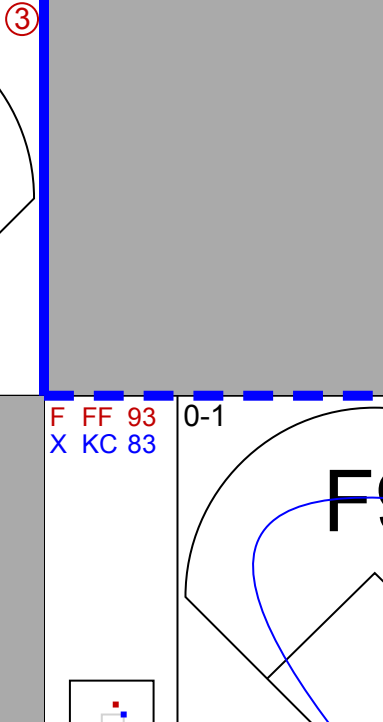
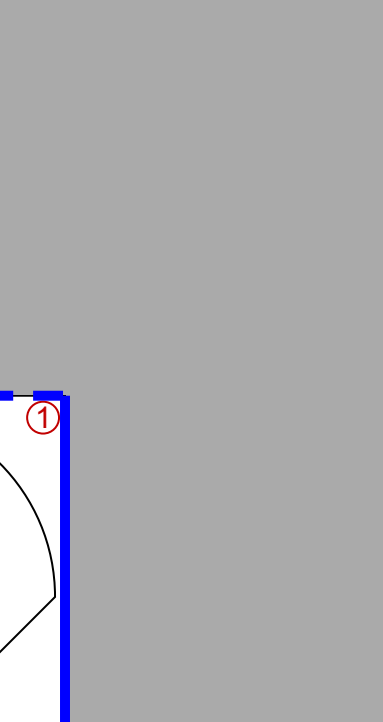
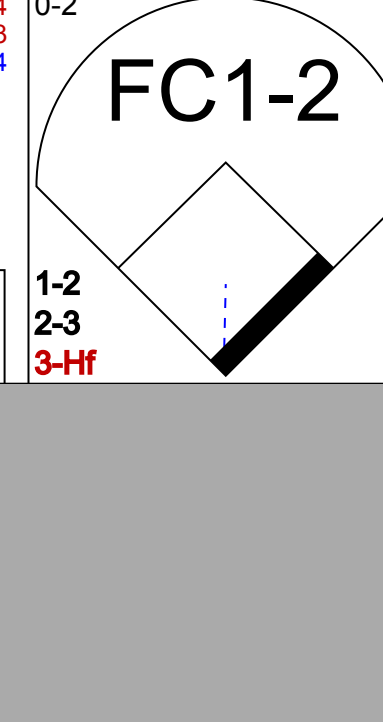
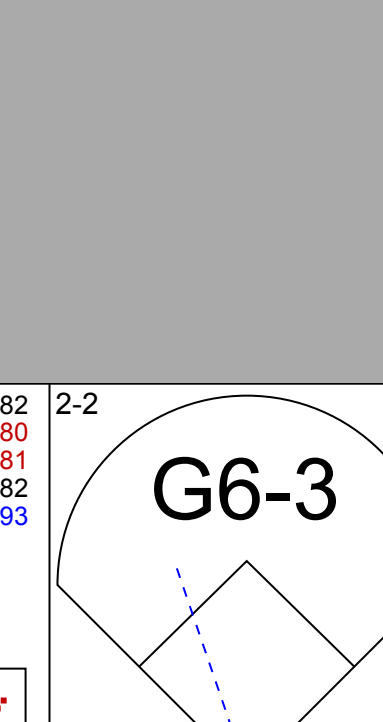

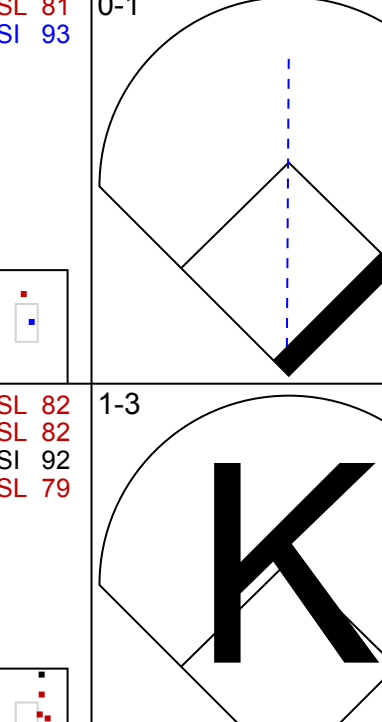

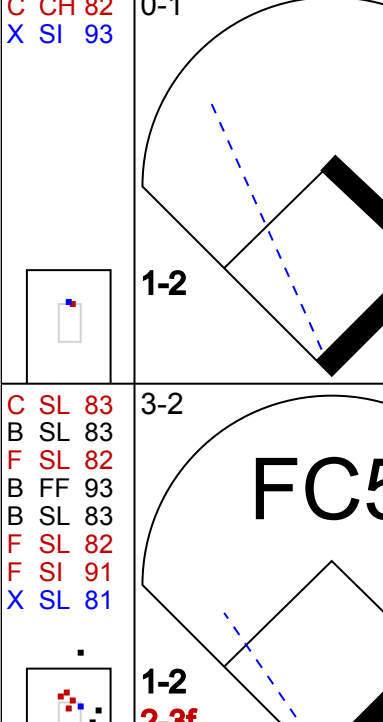

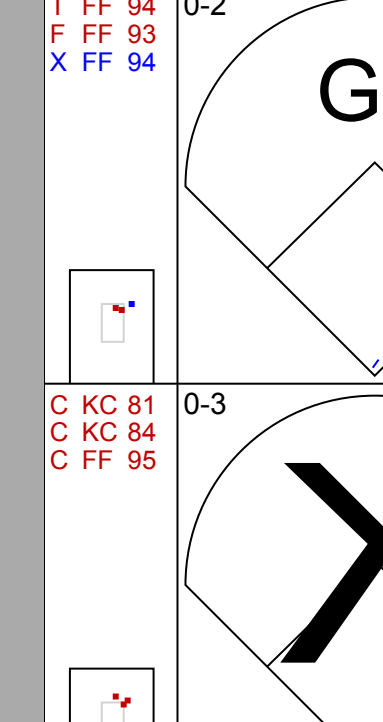
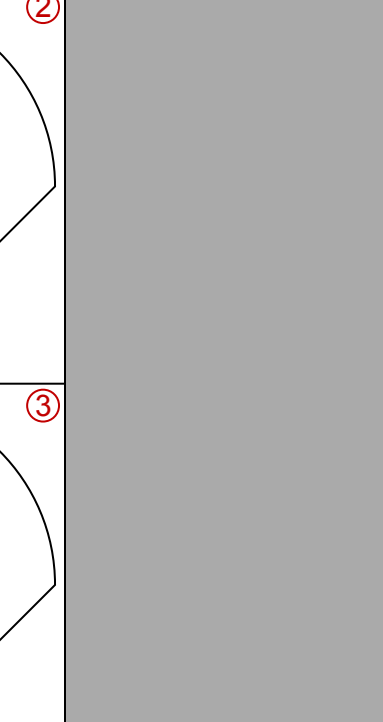

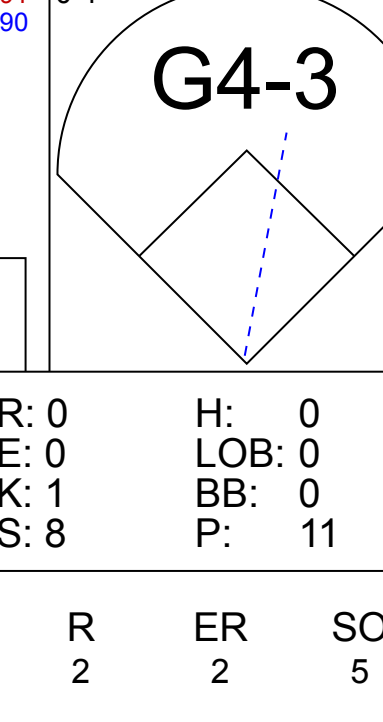
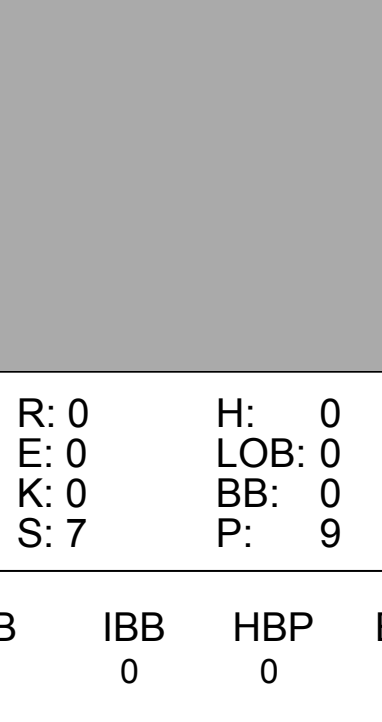
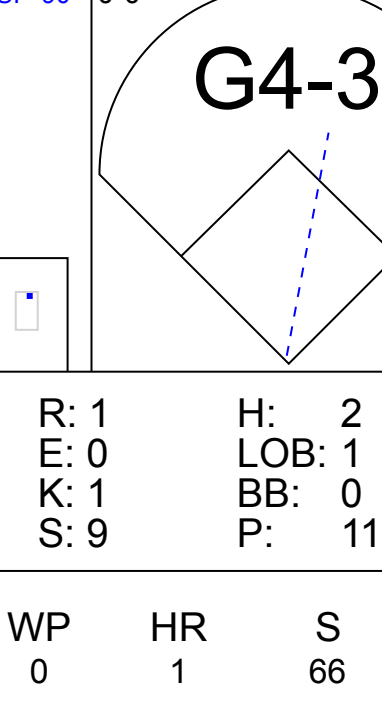
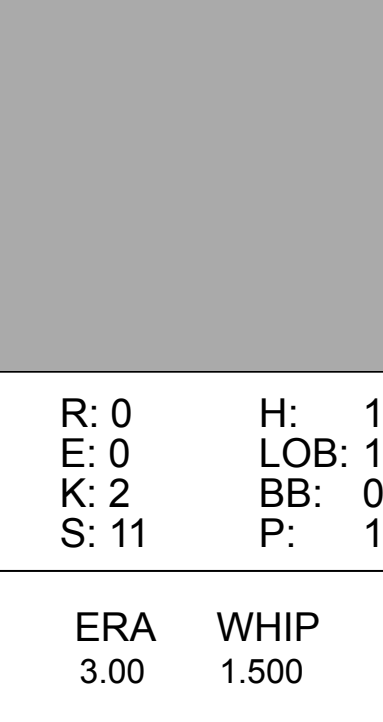
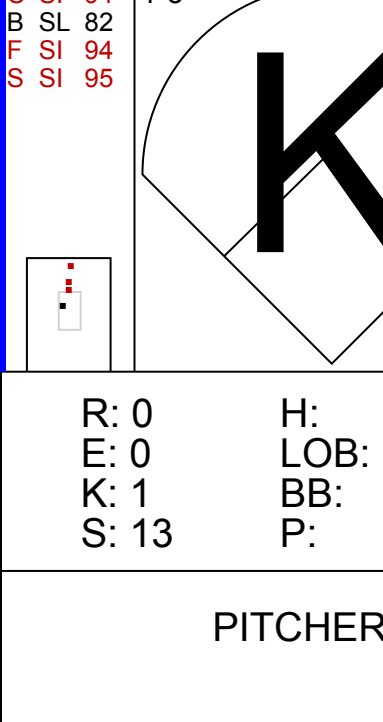
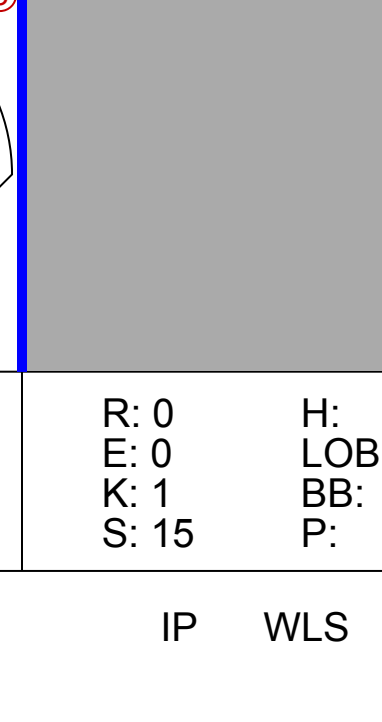

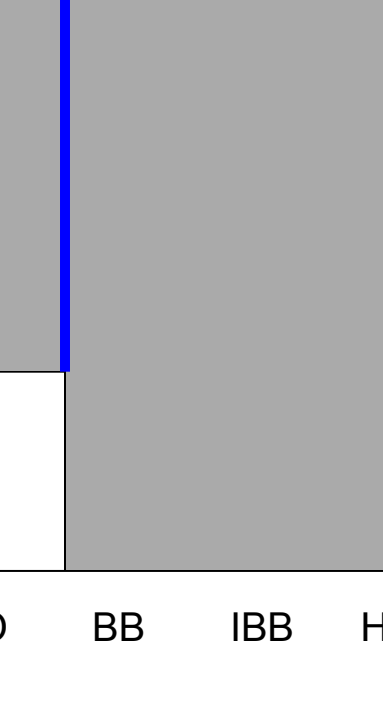









Batter	1	2	3	4	5	6	7	8	9	10	11	AB	R	H	RBI	BB	SO	LOB	BOTTOM							
4 Brandon Phillips, R OBP: 0.348, SLG: 0.450	(1, 4) F9											5	2	2	1	1	1	2								
6 Drew Stubbs, R OBP: 0.323, SLG: 0.370	(1, 8) 23 WP 19 1B											6	1	3	1	0	2	3								
19 Joey Votto, L OBP: 0.428, SLG: 0.550	(1, 3) 23 WP 1B											5	1	2	0	1	1	3								
23 Yonder Alonso, L OBP: 0.451, SLG: 0.597	(1, 7) K											2	0	0	1	2	1	2								
44 Mike Leake, R OBP: 0.218, SLG: 0.241	(7, PR)											0	0	0	0	0	0	0								
32 Jay Bruce, L OBP: 0.345, SLG: 0.489	(8, 9)											2	1	1	2	0	1	0								
28 Chris Heisey, R OBP: 0.309, SLG: 0.506	(1, 9) K											5	1	2	2	0	2	3								
21 Todd Frazier, R OBP: 0.267, SLG: 0.439	(1, 5) F8											5	0	1	0	0	1	4								
29 Ryan Hanigan, R OBP: 0.386, SLG: 0.357	(1, 2) F8											3	0	0	0	0	0	3								
55 Ramon Hernandez, R OBP: 0.337, SLG: 0.451	(8, 2)											2	0	0	0	0	1	2								
7 Paul Janish, R OBP: 0.251, SLG: 0.252	(1, 6) G6-3											3	1	0	0	1	0	0								
16 Edgar Renteria, R OBP: 0.316, SLG: 0.363	(11, 6)											0	0	0	0	1	0	0								
34 Homer Bailey, R ERA: 4.43												3	1	1	0	0	1	1								
29 Jeff Samardzija, R ERA: 3.09												0	0	0	0	0	0	0								
43 Miguel Castro, R ERA: 3.09												0	0	0	0	0	0	0								
48 Francisco Cordero, R ERA: 9.0												0	0	0	0	0	0	0								
54 Aroldis Chapman, L ERA: 3.44												0	0	0	0	0	0	0								
17 Dave Sappelt, R ERA: 3.44												0	0	0	0	0	0	0								
40 Nick Masset, R ERA: 4.25												0	0	0	0	0	0	0								
Inning Stats	R: 0 E: 0 K: 2 S: 10	H: 2 LOB: 2 BB: 0 P: 19	R: 0 E: 0 K: 0 S: 6	H: 0 LOB: 0 BB: 0 P: 9	R: 1 E: 0 K: 1 S: 11	H: 1 LOB: 0 BB: 0 P: 17	R: 1 E: 0 K: 1 S: 10	H: 1 LOB: 1 BB: 0 P: 17	R: 3 E: 0 K: 1 S: 21	H: 4 LOB: 3 BB: 2 P: 40	R: 1 E: 0 K: 3 S: 16	H: 1 LOB: 1 BB: 1 P: 26	R: 0 E: 0 K: 0 S: 6	H: 0 LOB: 0 BB: 0 P: 15	R: 0 E: 0 K: 1 S: 16	H: 1 LOB: 2 BB: 1 P: 26	R: 0 E: 0 K: 3 S: 12	H: 1 LOB: 1 BB: 0 P: 17	R: 0 E: 0 K: 0 S: 7	H: 0 LOB: 0 BB: 1 P: 16	R: 2 E: 0 K: 0 S: 4	H: 0 LOB: 0 BB: 0 P: 7	1B: 8 2B: 2 3B: 0 HR: 3	SF: 0 SAC: 1 DP: 0 HBP: 0	WP: 2 PB: 0 SB: 1 CS: 0	PA: 49
PITCHER	36 Randy Wells, R ERA: 4.93	IP: 4.1 WLS: 2 BF: 22	H: 7 R: 5 ER: 5	SO: 3	BB: 2 IBB: 0 HBP: 0 BLK: 0	WP: 1 HR: 2 S: 50	P: 91 ERA: 10.38 WHIP: 2.077		49 Carlos Marmol, R ERA: 3.95	IP: 8.1 WLS: 8 BF: 1	H: 1 R: 0 ER: 0 SO: 1	BB: 1 IBB: 0 HBP: 0 BLK: 0	WP: 0 HR: 0 S: 16 P: 26	ERA: 0.00 WHIP: 2.000												
29 Jeff Samardzija, R ERA: 3.09												0	0	0	0	0	0	0								
48 Andrew Cashner, R ERA: 2.25												0	0	0	0	0	0	0								
54 John Gaub, L ERA: 9.0												0	0	0	0	0	0	0								
34 Kerry Wood, R ERA: 9.0												0	0	0	0	0	0	0								
40 Nick Masset, R ERA: 4.25												0	0	0	0	0	0	0								

Chicago Cubs @ Cincinnati Reds
Great American Ball Park, Cincinnati, OH
Thu Sep 15 2011, 7:12 PM - 11:12 PM EDT
Att: 23,792 - Clear - 61 F


AB 42
R 8
H 13
RBI 7
BB 6
SO 11
LOB 23



Batter	1	2	3	4	5	6	7	8	9	AB	R	H	RBI	BB	SO	LOB	TOP
1 Jordan Schafer, L (1,8) OBP: 0.312, SLG: 0.321										4	1	1	0	0	1	2	Houston Astros @ Chicago Cubs Wrigley Field, Chicago, IL Sat Sep 17 2011, 12:06 PM - 3:21 PM CDT Att: 39,377 - Sunny - 62 F
66 Eneiro Del Rosario, R (7,1) 53 Wesley Wright, R (7,1) 11 Jason Bourgeois, R (8,8) 12 Clint Barmes, R (1,6) OBP: 0.338, SLG: 0.393										5	0	2	0	0	1	1	
14 J.D. Martinez, R (1,7) OBP: 0.313, SLG: 0.425										3	0	0	0	2	1	3	
45 Carlos Lee, R (1,3) 27 Jose Altuve, R (8,PR) OBP: 0.299, SLG: 0.361										3	0	0	0	1	1	1	
19 Brian Bogusevic, L (1,9) 55 Humberto Quintero, R (9,PH) OBP: 0.276, SLG: 0.340										3	0	1	0	1	1	1	
16 Matt Downs, R (1,4) OBP: 0.351, SLG: 0.500										4	0	0	0	0	2	5	
38 Jimmy Paredes, S (1,5)										4	0	3	0	0	0	2	
22 Carlos Corporán, S (1,2) 8 JB Shuck, L (7,PH) 54 Mark Melancon, R (8,1)										2	0	0	0	0	1	2	
65 Henry Sosa, R (1,1) 29 Brett Wallace, L (7,PH) 23 Chris Johnson, R (7,PH) 46 J.R. Towles, R (7,2) 36 Angel Sanchez, R (9,PH)										2	0	0	0	0	1	1	
Inning Stats	R: 1 H: 2 E: 1 K: 3 S: 16	H: 2 LOB: 2 BB: 0 P: 25	R: 0 H: 1 E: 1 K: 1 S: 10	H: 1 LOB: 1 BB: 0 P: 11	R: 0 H: 0 E: 0 K: 1 S: 8	H: 0 LOB: 0 BB: 0 P: 12	R: 0 H: 1 E: 0 K: 2 S: 12	H: 1 LOB: 1 BB: 0 P: 15	R: 0 H: 0 E: 0 K: 0 S: 9	H: 0 LOB: 2 BB: 2 P: 18	R: 0 H: 2 E: 0 K: 2 S: 14	H: 1 LOB: 2 BB: 1 P: 24	R: 0 H: 2 E: 0 K: 1 S: 18	H: 2 LOB: 3 BB: 1 P: 27	1B: 7 2B: 2 3B: 0 HR: 0	SF: 0 SAC: 0 DP: 0 HBP: 0	
PITCHER	IP WLS BF H R ER SO BB IBB HBP BLK WP HR S P ERA WHIP	6.0 W 25 4 1 0 7 2 0 0 0 0 0 0 62 94 0.00 1.000	0.1 H 1 0 0 0 1 0 0 0 0 0 0 0 3 6 0.00 0.000	0.1 H 2 1 0 0 1 0 0 0 0 0 0 0 6 6 0.00 3.000	1.1 H 7 2 0 0 2 1 0 0 0 0 0 0 19 29 0.00 2.250	1.0 S 6 2 0 0 1 0 1 0 0 0 0 0 18 27 0.00 2.000	PITCHER										

Batter	1	2	3	4	5	6	7	8	9	AB	R	H	RBI	BB	SO	LOB	BOTTOM
13 Starlin Castro, R (1,6) OBP: 0.339, SLG: 0.428										4	0	1	0	0	1	0	Houston Astros @ Chicago Cubs Wrigley Field, Chicago, IL Sat Sep 17 2011, 12:06 PM - 3:21 PM CDT Att: 39,377 - Sunny - 62 F
1 Tony Campana, L (1,8) OBP: 0.317, SLG: 0.315										3	1	1	0	1	1	1	
16 Aramis Ramirez, R (1,5) OBP: 0.363, SLG: 0.511										3	0	0	0	1	0	2	
22 Carlos Pena, L (1,3) OBP: 0.357, SLG: 0.476										3	0	0	0	1	2	3	
6 Bryan LaHair, L (1,9) 39 Luis Montanez, R (8,9) OBP: 0.541, SLG: 0.833										2	1	1	1	2	0	2	
12 Alfonso Soriano, R (1,7) 45 Sean Marshall, L (9,1) OBP: 0.288, SLG: 0.467										3	0	0	0	1	0	1	
15 Darwin Barney, R (1,4) OBP: 0.311, SLG: 0.350										4	0	2	0	0	0	3	
18 Geovany Soto, R (1,2) OBP: 0.304, SLG: 0.392										4	0	0	0	0	2	3	
50 Rodrigo Lopez, R (1,1) 9 Brian Devlin, L (5,PH) 32 Ramon Ortiz, R (7,1) 40 James Russell, L (7,1) 34 Kerry Wood, R (7,1) 24 Marlon Byrd, R (9,8) OBP: 0.333, SLG: 0.440										2	0	0	0	0	0	1	
Inning Stats	R: 1 H: 0 E: 0 K: 0 S: 18	H: 0 LOB: 3 BB: 4 P: 37	R: 0 H: 0 E: 0 K: 1 S: 8	H: 0 LOB: 0 BB: 0 P: 11	R: 0 H: 0 E: 0 K: 0 S: 7	H: 0 LOB: 0 BB: 0 P: 9	R: 1 H: 2 E: 0 K: 1 S: 9	H: 2 LOB: 1 BB: 0 P: 11	R: 0 H: 1 E: 0 K: 2 S: 11	H: 1 LOB: 2 BB: 1 P: 16	R: 0 H: 1 E: 0 K: 1 S: 15	H: 1 LOB: 2 BB: 1 P: 25	R: 0 H: 0 E: 0 K: 1 S: 8	H: 0 LOB: 0 BB: 0 P: 8	1B: 3 2B: 1 3B: 0 HR: 1	SF: 0 SAC: 0 DP: 0 HBP: 0	
PITCHER	IP WLS BF H R ER SO BB IBB HBP BLK WP HR S P ERA WHIP	6.0 L 27 4 2 2 5 0 0 0 0 0 0 0 9 15 0.00 6.000	0.1 3 1 0 0 0 1 0 0 0 0 0 0 6 10 0.00 0.000	1.0 3 0 0 0 1 0 0 0 0 0 0 0 8 8 0.00 0.000	PITCHER												

AB	37
R	1
H	9
RBI	0
BB	4
SO	12
LOB	27



Batter	1	2	3	4	5	6	7	8	9	AB	R	H	RBI	BB	SO	LOB	TOP															
11 Jason Bourgeois, R OBP: 0.325, SLG: 0.357										4	1	0	0	1	0	1																
36 Angel Sanchez, R OBP: 0.299, SLG: 0.284										4	1	0	0	1	1	1																
14 J.D. Martinez, R OBP: 0.316, SLG: 0.424 1 Jordan Schafer, L OBP: 0.312, SLG: 0.321										5	1	2	1	0	0	2																
45 Carlos Lee, R OBP: 0.338, SLG: 0.455										4	0	1	0	0	0	3																
19 Brian Bogusevic, L OBP: 0.348, SLG: 0.469 54 Mark Melancon, R OBP: 0.299, SLG: 0.284										4	0	2	0	0	1	2																
38 Jimmy Paredes, S OBP: 0.340, SLG: 0.415									4	0	1	0	0	1	3																	
12 Clint Barnes, R OBP: 0.322, SLG: 0.394									4	0	2	2	0	0	1																	
55 Humberto Quintero, R OBP: 0.271, SLG: 0.335									4	0	0	0	0	0	3																	
39 Brett Myers, R OBP: 0.206, SLG: 0.169 8 JB Shuck, L OBP: 0.362, SLG: 0.288									3	0	0	0	0	1	0																	
Inning Stats	R: 3 H: 3 E: 0 K: 1 S: 21	H: 3 LOB: 2 BB: 2 P: 33	R: 0 H: 0 E: 1 K: 0 S: 11	H: 0 LOB: 1 BB: 0 P: 21	R: 0 H: 1 E: 0 K: 0 S: 7	H: 1 LOB: 0 BB: 0 P: 8	R: 0 H: 0 E: 0 K: 0 S: 5	H: 0 LOB: 0 BB: 0 P: 7	R: 0 H: 2 E: 0 K: 0 S: 9	H: 2 LOB: 2 BB: 0 P: 14	R: 0 H: 0 E: 0 K: 1 S: 10	H: 0 LOB: 0 BB: 0 P: 13	R: 0 H: 1 E: 0 K: 0 S: 9	H: 1 LOB: 1 BB: 0 P: 14	R: 0 H: 1 E: 0 K: 1 S: 20	H: 1 LOB: 1 BB: 0 P: 27	R: 0 H: 0 E: 0 K: 1 S: 12	H: 0 LOB: 1 BB: 1 P: 21	1B: 7 2B: 1 3B: 0 HR: 0	SF: 0 2B: 1 3B: 0 HBP: 0	WP: 0 PB: 0 SB: 2 CS: 0	PA: 39										
PITCHER	IP: 7.0 WLS: L BF: 31 ERA: 4.63	WLS: L BF: 31 ERA: 4.63	H: 7 R: 3 ER: 3 SO: 2	H: 7 R: 3 ER: 3 SO: 2	BB: 2 IBB: 0 HBP: 0 BLK: 0	BB: 2 IBB: 0 HBP: 0 BLK: 0	WP: 0 HR: 0 S: 15 P: 110	WP: 0 HR: 0 S: 15 P: 110	ERA: 3.86 WHIP: 1.286	ERA: 3.86 WHIP: 1.286	PITCHER	IP: 7.0 WLS: L BF: 31 ERA: 4.63	WLS: L BF: 31 ERA: 4.63	H: 7 R: 3 ER: 3 SO: 2	H: 7 R: 3 ER: 3 SO: 2	BB: 2 IBB: 0 HBP: 0 BLK: 0	BB: 2 IBB: 0 HBP: 0 BLK: 0	WP: 0 HR: 0 S: 15 P: 110	WP: 0 HR: 0 S: 15 P: 110	ERA: 3.86 WHIP: 1.286	ERA: 3.86 WHIP: 1.286	PITCHER	IP: 7.0 WLS: L BF: 31 ERA: 4.63	WLS: L BF: 31 ERA: 4.63	H: 7 R: 3 ER: 3 SO: 2	H: 7 R: 3 ER: 3 SO: 2	BB: 2 IBB: 0 HBP: 0 BLK: 0	BB: 2 IBB: 0 HBP: 0 BLK: 0	WP: 0 HR: 0 S: 15 P: 110	WP: 0 HR: 0 S: 15 P: 110	ERA: 3.86 WHIP: 1.286	ERA: 3.86 WHIP: 1.286

Houston Astros @ Chicago Cubs
Wrigley Field, Chicago, IL
Sun Sep 18 2011, 1:25 PM - 5:30 PM CDT
Att: 36,250 - Cloudy - 60 F

AB	36
R	3
H	8
RBI	3
BB	3
SO	4
LOB	16

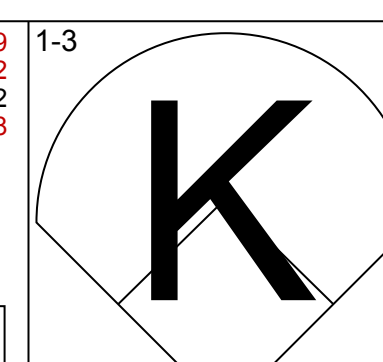
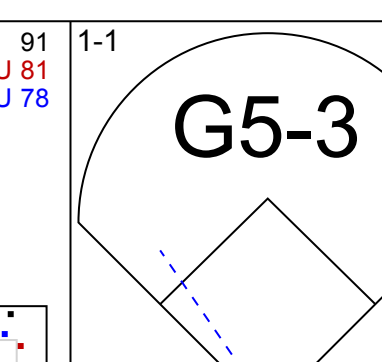
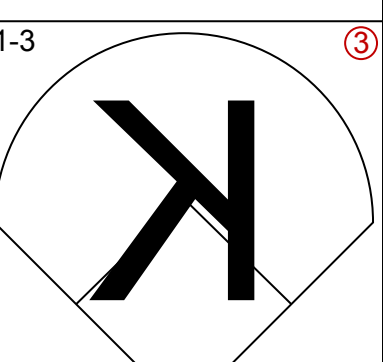
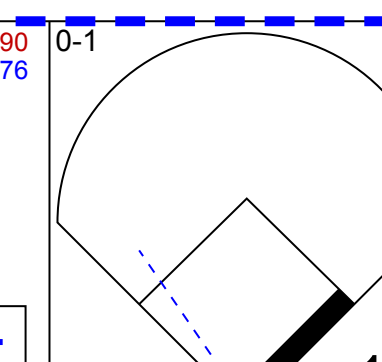
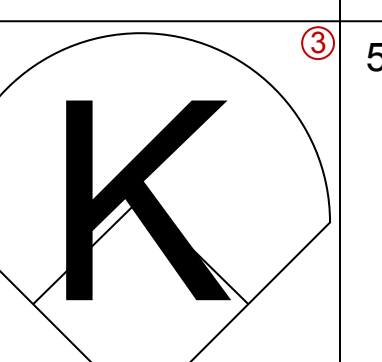
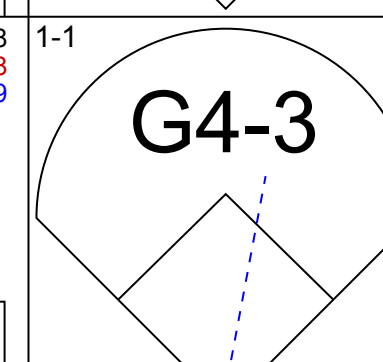
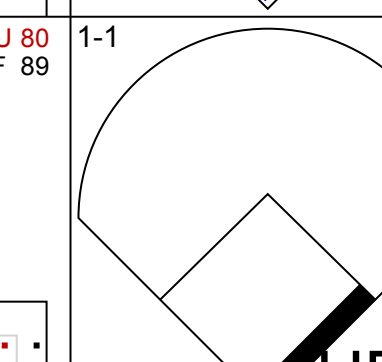
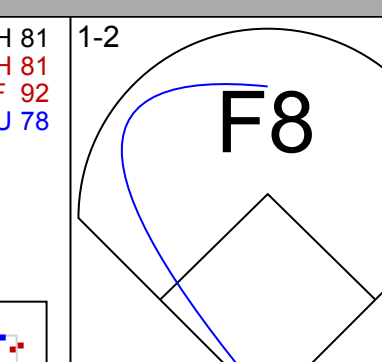
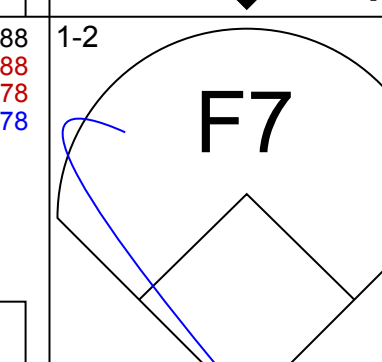
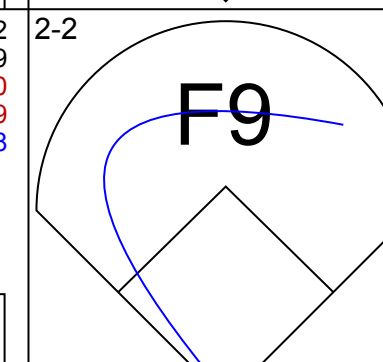
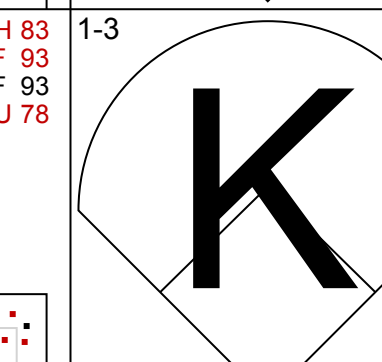
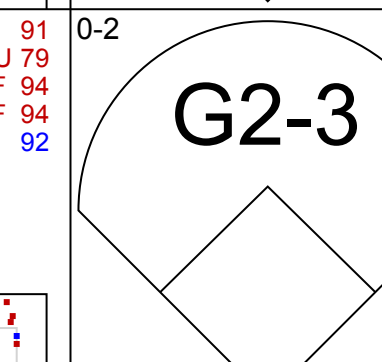
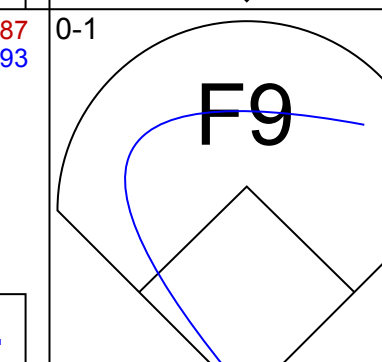
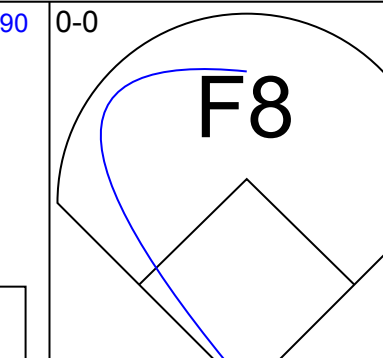
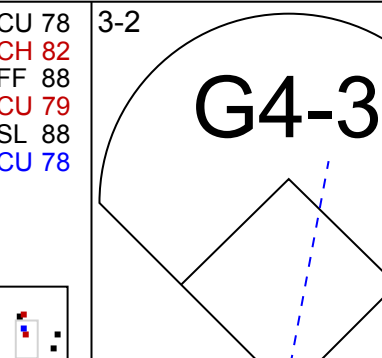
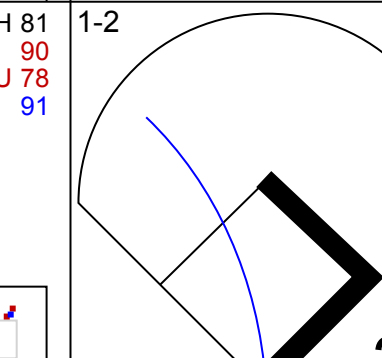
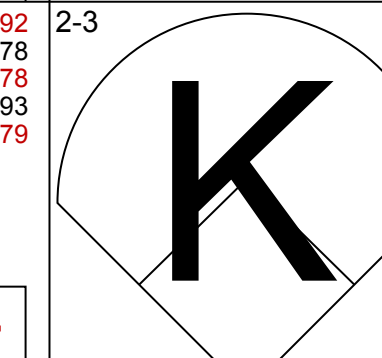
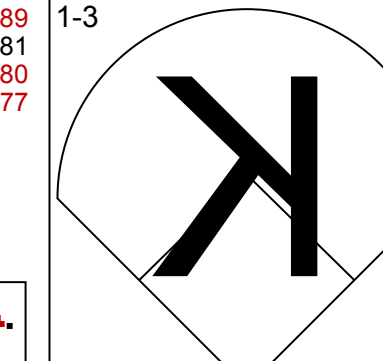
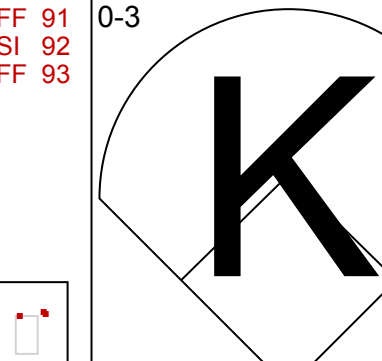
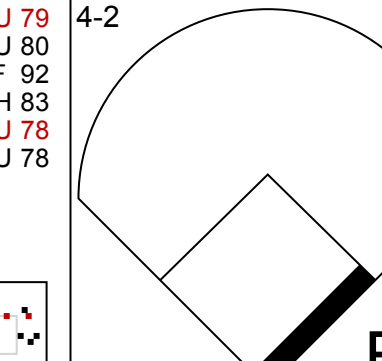
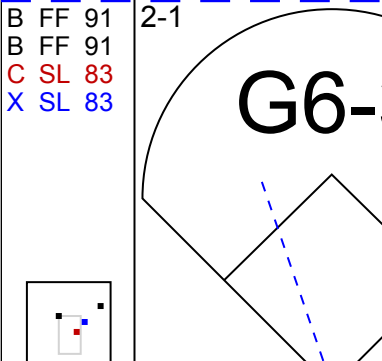
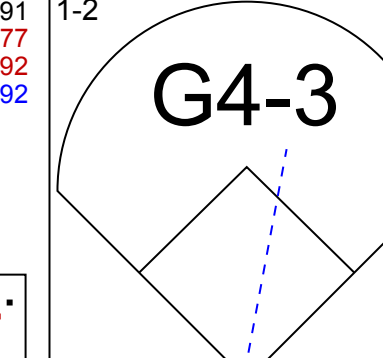
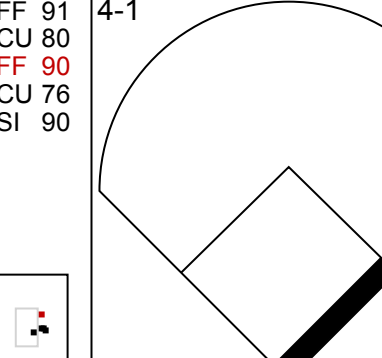
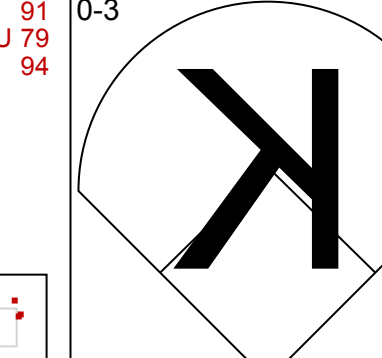
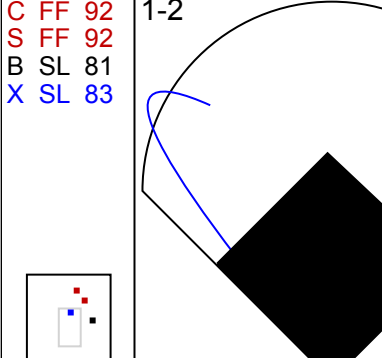
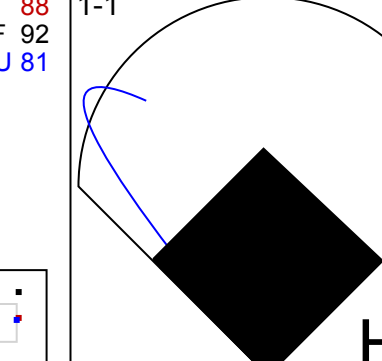
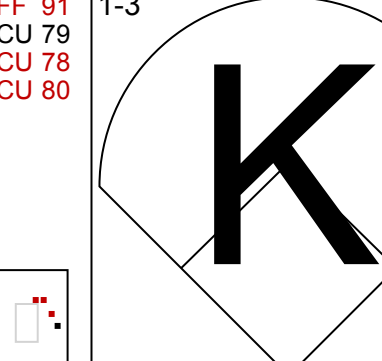
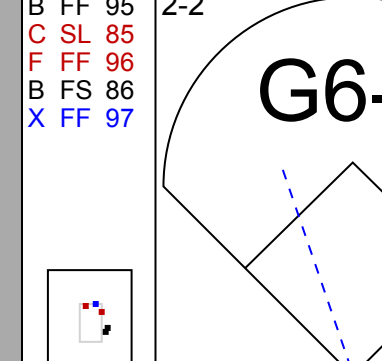
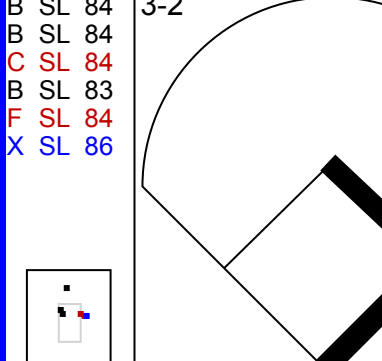

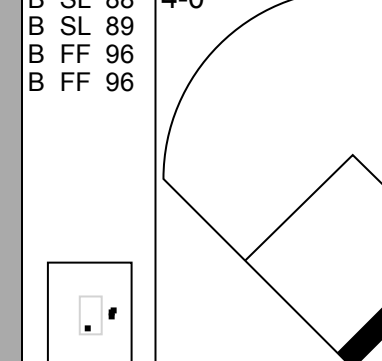
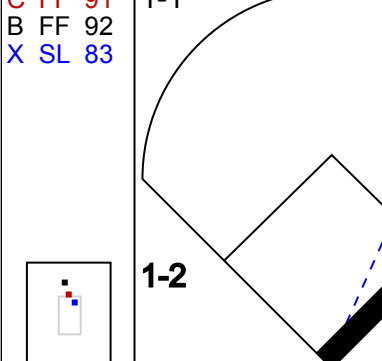
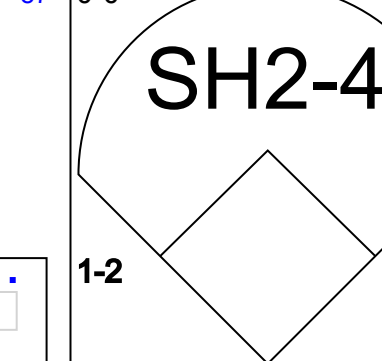

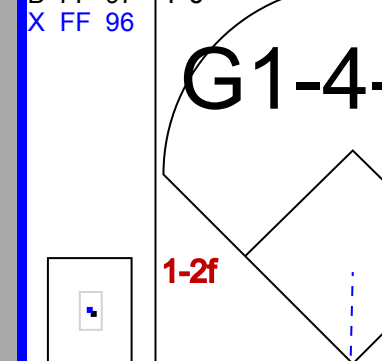
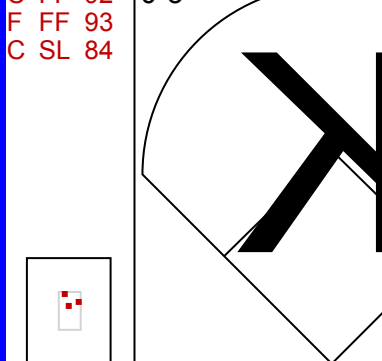
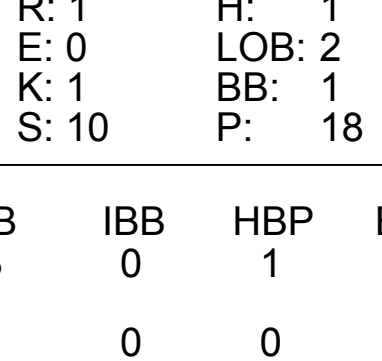
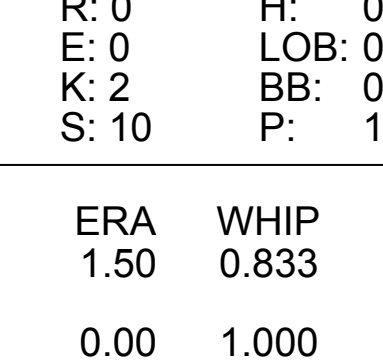
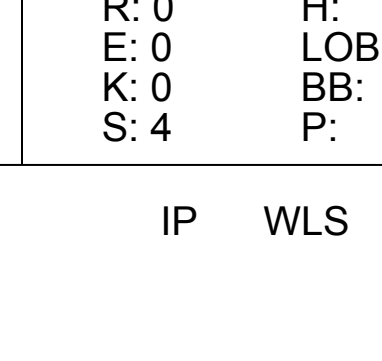
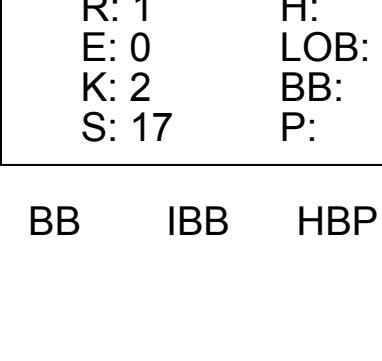



Batter	1	2	3	4	5	6	7	8	9	AB	R	H	RBI	BB	SO	LOB	BOTTOM															
13 Starlin Castro, R OBP: 0.340, SLG: 0.429										3	1	1	0	1	1	0																
1 Tony Campaña, L OBP: 0.310, SLG: 0.308 16 Aramis Ramirez, R OBP: 0.363, SLG: 0.511										3	0	0	0	0	1	1																
6 Bryan LaHair, L OBP: 0.512, SLG: 0.788										3	0	1	1	0	1	1																
22 Carlos Pena, L OBP: 0.356, SLG: 0.476 32 Ramon Ortiz, R OBP: 0.277, SLG: 0.283										4	0	1	0	0	1	1																
24 Marlon Byrd, R OBP: 0.335, SLG: 0.402										4	0	2	0	0	0	2																
9 Blake DeWitt, L OBP: 0.301, SLG: 0.413										4	0	1	0	0	1	2																
33 DJ LeMahieu, R OBP: 0.277, SLG: 0.283 29 Jeff Samardzija, R OBP: 0.354, SLG: 0.479										3	0	1	0	0	0	1																
55 Koyie Hill, S OBP: 0.266, SLG: 0.273 12 Alfonso Soriano, R OBP: 0.288, SLG: 0.465										3	0	0	0	0	1	3																
46 Ryan Dempster, R OBP: 0.089, SLG: 0.073 40 James Russell, L OBP: 0.125, SLG: 0.125 15 Darwin Barney, R OBP: 0.310, SLG: 0.349										2	0	0	0	0	0	2																
Inning Stats	R: 1 H: 1 E: 0 K: 0 S: 9	H: 1 LOB: 0 BB: 0 P: 15	R: 0 H: 2 E: 0 K: 0 S: 15	H: 2 LOB: 2 BB: 0 P: 20	R: 0 H: 0 E: 0 K: 2 S: 9	H: 0 LOB: 0 BB: 0 P: 14	R: 0 H: 1 E: 0 K: 1 S: 7	H: 1 LOB: 0 BB: 0 P: 12	R: 0 H: 0 E: 0 K: 0 S: 6	H: 0 LOB: 0 BB: 0 P: 11	R: 0 H: 1 E: 0 K: 0 S: 6	H: 1 LOB: 1 BB: 0 P: 7	R: 0 H: 1 E: 0 K: 1 S: 8	H: 1 LOB: 1 BB: 0 P: 12	R: 1 H: 1 E: 0 K: 1 S: 17	H: 1 LOB: 2 BB: 1 P: 27	R: 0 H: 0 E: 0 K: 3 S: 13	H: 0 LOB: 0 BB: 0 P: 16	1B: 5 2B: 2 3B: 0 HR: 0	SF: 2 2B: 2 3B: 0 HBP: 0	WP: 0 PB: 0 SB: 0 CS: 0	PA: 35										
PITCHER	IP: 7.2 WLS: W BF: 31 ERA: 4.39	WLS: W BF: 31 ERA: 4.39	H: 7 R: 2 ER: 1 SO: 5	H: 7 R: 2 ER: 1 SO: 5	BB: 1 IBB: 0 HBP: 0 BLK: 0	BB: 1 IBB: 0 HBP: 0 BLK: 0	WP: 0 HR: 0 S: 14 P: 117	WP: 0 HR: 0 S: 14 P: 117	ERA: 1.17 WHIP: 1.043	ERA: 1.17 WHIP: 1.043	PITCHER	IP: 7.2 WLS: W BF: 31 ERA: 4.39	WLS: W BF: 31 ERA: 4.39	H: 7 R: 2 ER: 1 SO: 5	H: 7 R: 2 ER: 1 SO: 5	BB: 1 IBB: 0 HBP: 0 BLK: 0	BB: 1 IBB: 0 HBP: 0 BLK: 0	WP: 0 HR: 0 S: 14 P: 117	WP: 0 HR: 0 S: 14 P: 117	ERA: 1.17 WHIP: 1.043	ERA: 1.17 WHIP: 1.043	PITCHER	IP: 7.2 WLS: W BF: 31 ERA: 4.39	WLS: W BF: 31 ERA: 4.39	H: 7 R: 2 ER: 1 SO: 5	H: 7 R: 2 ER: 1 SO: 5	BB: 1 IBB: 0 HBP: 0 BLK: 0	BB: 1 IBB: 0 HBP: 0 BLK: 0	WP: 0 HR: 0 S: 14 P: 117	WP: 0 HR: 0 S: 14 P: 117	ERA: 1.17 WHIP: 1.043	ERA: 1.17 WHIP: 1.043

Houston Astros @ Chicago Cubs
Wrigley Field, Chicago, IL
Sun Sep 18 2011, 1:25 PM - 5:30 PM CDT
Att: 36,250 - Cloudy - 60 F

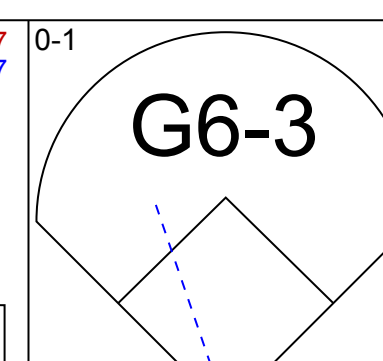
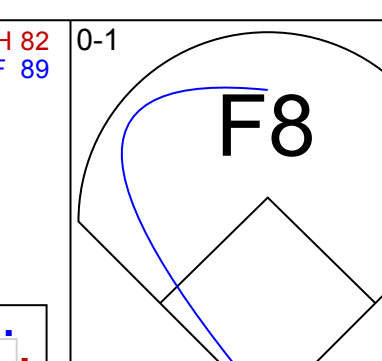
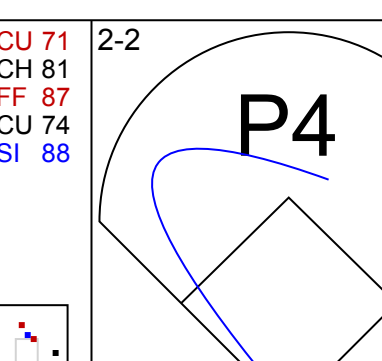
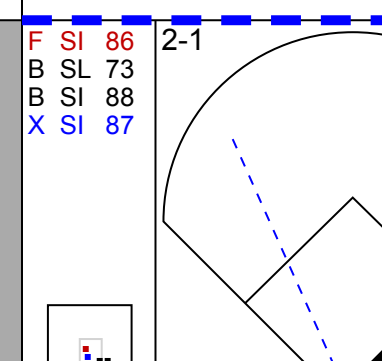
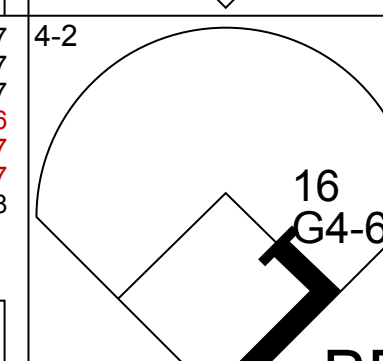
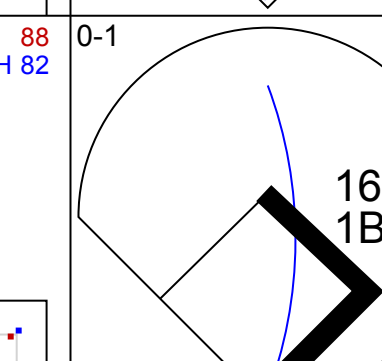
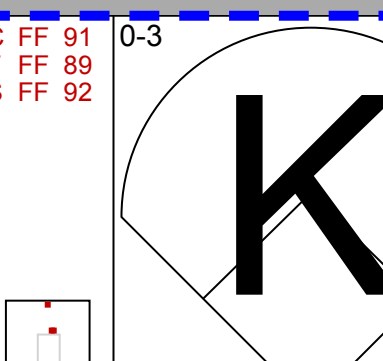
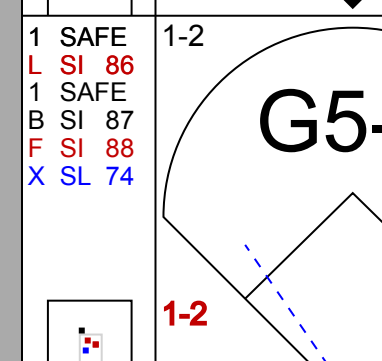
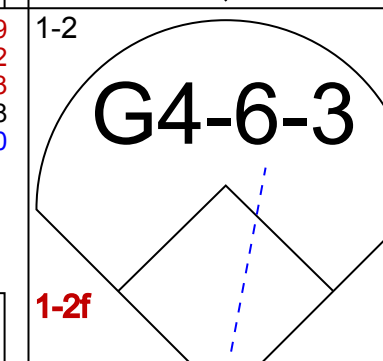
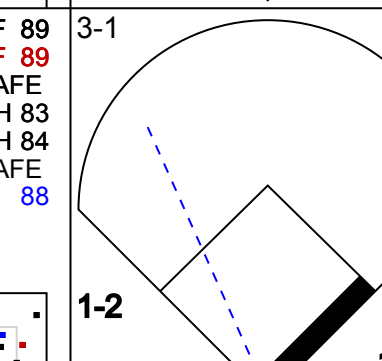

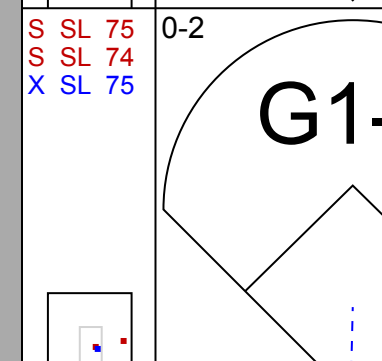
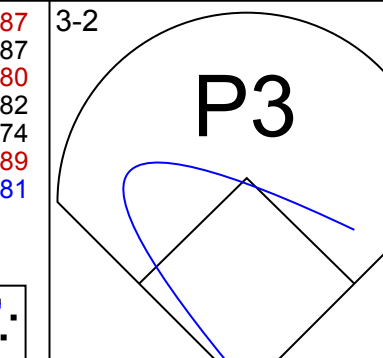
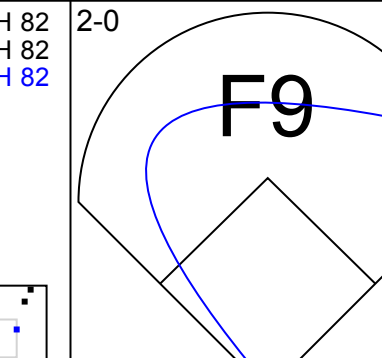
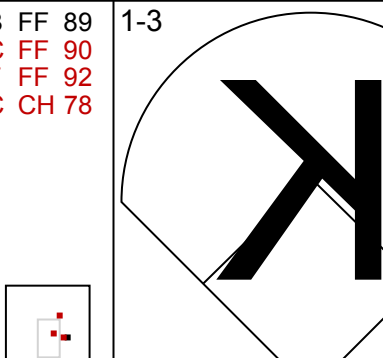
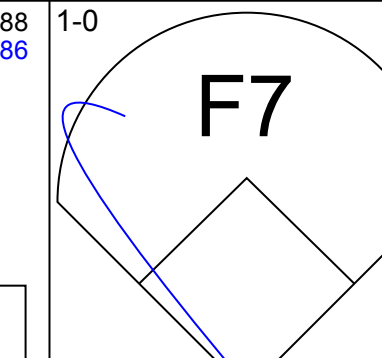
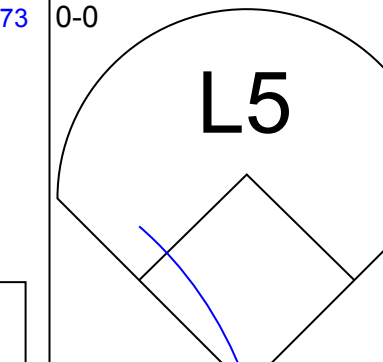
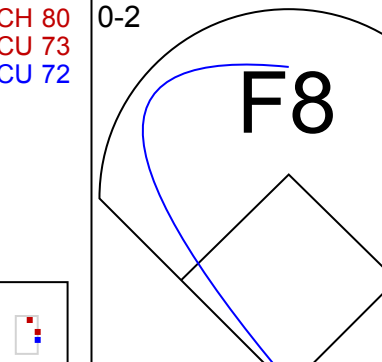
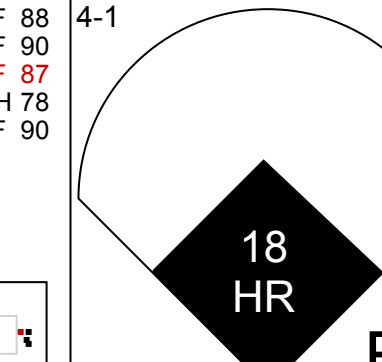
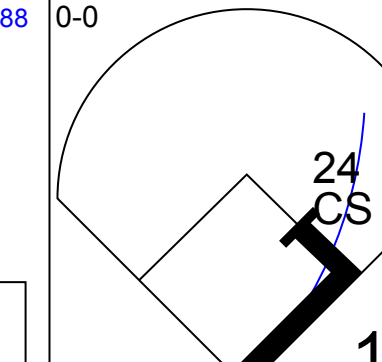
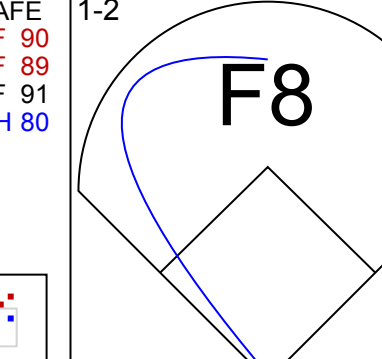
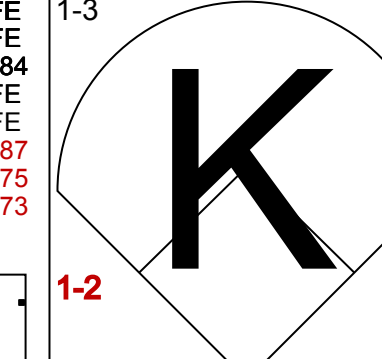

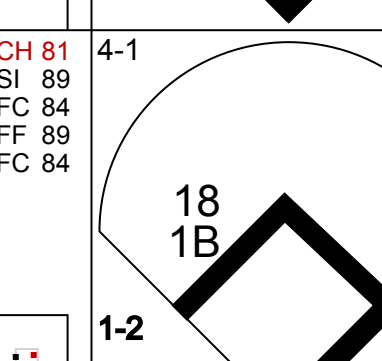
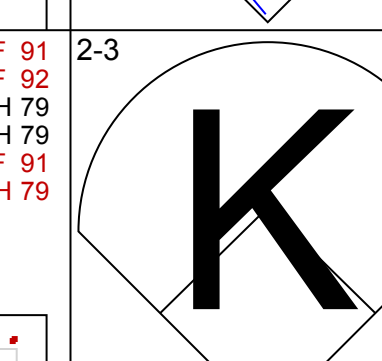

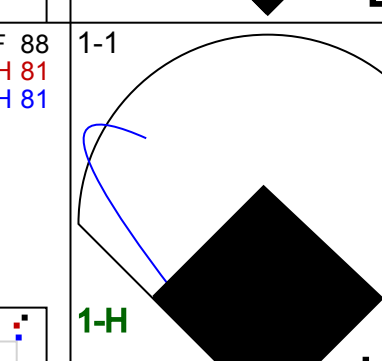
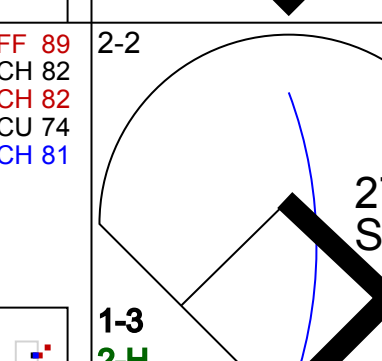


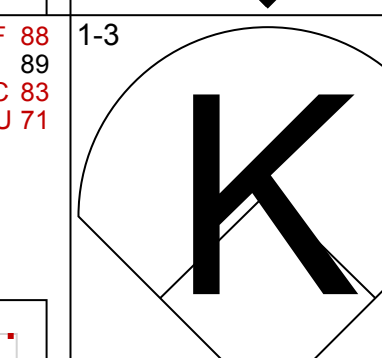
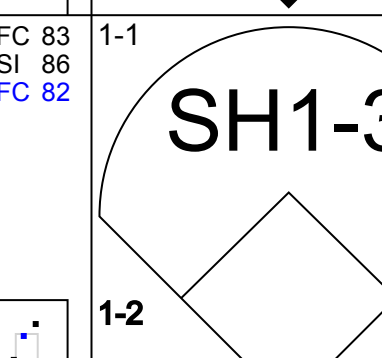


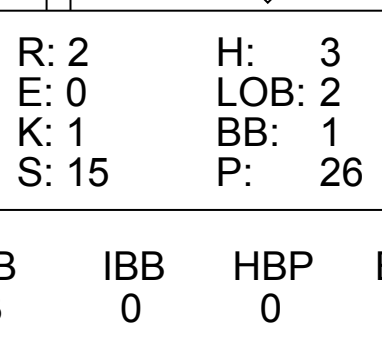
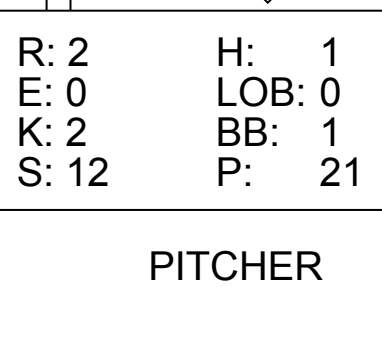
AB	32
R	2
H	7
RBI	2
BB	1
SO	8
LOB	13



Batter	1	2	3	4	5	6	7	8	9	AB	R	H	RBI	BB	SO	LOB	TOP			
1 Corey Hart, R OBP: 0.355, SLG: 0.510										5	0	1	0	0	3	3	Milwaukee Brewers @ Chicago Cubs Wrigley Field, Chicago, IL Mon Sep 19 2011, 7:08 PM - 9:42 PM CDT Att: 35,076 - Partly Cloudy - 65 F			
2 Nyjer Morgan, L OBP: 0.357, SLG: 0.427										3	0	0	0	0	0	1				
8 Ryan Braun, R OBP: 0.397, SLG: 0.592										4	0	0	0	0	1	3				
28 Prince Fielder, L OBP: 0.409, SLG: 0.550										4	0	1	0	0	1	1				
23 Rickie Weeks Jr., R OBP: 0.352, SLG: 0.473										3	0	0	0	1	2	0				
14 Casey McGehee, R OBP: 0.286, SLG: 0.353										3	1	1	1	1	1	2				
15 Jerry Hairston, R OBP: 0.332, SLG: 0.368										3	1	1	1	0	1	1				
25 Mark Kotsay, L OBP: 0.322, SLG: 0.372										1	0	1	0	0	0	0				
20 Jonathan Lucroy, R OBP: 0.309, SLG: 0.384										2	0	1	0	2	1	0				
38 Chris Narveson, L OBP: 0.184, SLG: 0.191										0	0	0	0	0	0	0				
22 Logan Schafer, L OBP: 0.335, SLG: 0.333										1	0	0	0	0	0	0				
41 Marco Estrada, R OBP: 0.295, SLG: 0.333										0	0	0	0	0	0	0				
9 George Kottaras, L OBP: 0.275, SLG: 0.275										1	0	0	0	0	0	1				
48 Tim Lillard, R OBP: 0.251, SLG: 0.267										0	0	0	0	0	0	0				
5 Taylor Green, L OBP: 0.251, SLG: 0.267										1	0	0	0	0	0	2				
Inning Stats	R: 0 E: 0 K: 1 S: 8	H: 0 LOB: 0 BB: 0 P: 12	R: 0 E: 0 K: 1 S: 7	H: 0 LOB: 0 BB: 0 P: 9	R: 1 E: 0 K: 1 S: 10	H: 1 LOB: 2 BB: 1 P: 18	R: 0 E: 0 K: 2 S: 10	H: 0 LOB: 1 BB: 1 P: 18	R: 0 E: 0 K: 1 S: 16	H: 1 LOB: 2 BB: 1 P: 22	R: 0 E: 0 K: 0 S: 4	H: 0 LOB: 0 BB: 1 P: 11	R: 0 E: 0 K: 1 S: 10	H: 1 LOB: 1 BB: 0 P: 3	R: 1 E: 0 K: 2 S: 17	H: 3 LOB: 2 BB: 0 P: 25	1B: 3 2B: 1 3B: 0 HR: 2	SF: 0 SAC: 1 DP: 1 HBP: 1	WP: 0 PB: 0 SB: 0 CS: 0	PA: 37
PITCHER	IP WLS BF H R ER SO BB IBB HBP BLK WP HR S P ERA WHIP	6.0 W 24 2 1 1 8 3 0 1 0 0 1 61 92 1.50 0.833	7.1 3 0 0 0 0 1 0 0 0 0 0 4 11 0.00 1.000	8.1 4 1 0 0 1 0 0 0 0 0 10 13 0.00 1.000	9.1 6 3 1 1 2 0 0 0 0 0 1 17 25 9.00 3.000	PITCHER										IP WLS BF H R ER SO BB IBB HBP BLK WP HR S P ERA WHIP				

AB	31
R	2
H	6
RBI	2
BB	4
SO	11
LOB	14



Batter	1	2	3	4	5	6	7	8	9	AB	R	H	RBI	BB	SO	LOB	BOTTOM			
13 Starlin Castro, R OBP: 0.340, SLG: 0.428										4	0	1	0	0	0	2	Milwaukee Brewers @ Chicago Cubs Wrigley Field, Chicago, IL Mon Sep 19 2011, 7:08 PM - 9:42 PM CDT Att: 35,076 - Partly Cloudy - 65 F			
15 Darwin Barney, R OBP: 0.312, SLG: 0.349										3	0	1	0	1	1	1				
16 Aramis Ramirez, R OBP: 0.362, SLG: 0.509										4	0	1	0	0	0	1				
3 Jeff Baker, R OBP: 0.302, SLG: 0.390										3	0	0	0	0	1	2				
5 Reed Johnson, R OBP: 0.355, SLG: 0.477										1	0	0	0	0	0	0				
12 Alfonso Soriano, R OBP: 0.289, SLG: 0.465										3	1	1	0	1	0	0				
1 Tony Campana, L OBP: 0.310, SLG: 0.308										0	0	0	0	0	0	0				
24 Marlon Byrd, R OBP: 0.332, SLG: 0.399										4	1	0	0	0	1	2				
22 Carlos Pena, L OBP: 0.358, SLG: 0.475										1	1	0	0	2	1	1				
18 Geovany Soto, R OBP: 0.309, SLG: 0.411										3	2	3	5	0	0	0				
27 Casey Coleman, L OBP: 0.130, SLG: 0.174										1	0	0	0	0	1	0				
39 Luis Montanez, R OBP: 0.284, SLG: 0.373										1	0	0	0	0	1	0				
29 Jeff Samardzija, R OBP: 0.284, SLG: 0.373										0	0	0	0	0	0	0				
45 Sean Marshall, L OBP: 0.284, SLG: 0.373										0	0	0	0	0	0	0				
49 Carlos Marmol, R OBP: 0.284, SLG: 0.373										0	0	0	0	0	0	0				
Inning Stats	R: 0 E: 0 K: 0 S: 9	H: 0 LOB: 0 BB: 1 P: 14	R: 0 E: 0 K: 0 S: 6	H: 0 LOB: 0 BB: 0 P: 9	R: 2 E: 0 K: 1 S: 15	H: 3 LOB: 2 BB: 1 P: 26	R: 1 E: 1 K: 0 S: 16	H: 1 LOB: 2 BB: 1 P: 26	R: 0 E: 0 K: 2 S: 9	H: 0 LOB: 0 BB: 0 P: 11	R: 2 E: 0 K: 2 S: 12	H: 1 LOB: 0 BB: 1 P: 21	R: 0 E: 0 K: 0 S: 8	H: 1 LOB: 0 BB: 0 P: 11	R: 0 E: 0 K: 1 S: 5	H: 1 LOB: 1 BB: 0 P: 7	1B: 5 2B: 0 3B: 0 HR: 2	SF: 0 SAC: 1 DP: 1 HBP: 0	WP: 0 PB: 0 SB: 0 CS: 2	PA: 33
PITCHER	IP WLS BF H R ER SO BB IBB HBP BLK WP HR S P ERA WHIP	4.0 L 19 4 3 2 4 1 0 0 0 0 1 21 32 9.00 1.000	5.1 8 1 2 2 4 1 0 0 0 0 1 21 32 9.00 1.000	7.1 6 2 0 0 1 0 0 0 0 0 13 18 0.00 1.000	PITCHER										IP WLS BF H R ER SO BB IBB HBP BLK WP HR S P ERA WHIP					



Batter	1	2	3	4	5	6	7	8	9	AB	R	H	RBI	BB	SO	LOB	TOP										
1 Corey Hart, R OBP: 0.356, SLG: 0.510	F9		2 1B 2B	L8		G6-3			HBP	4	1	1	1	0	0	2											
2 Nyjer Morgan, L OBP: 0.360, SLG: 0.428	BB		8 S 8 S 1B		8 WP 23 FC5-4 1B		F8		F9	4	2	2	1	1	0	1											
8 Ryan Braun, R OBP: 0.396, SLG: 0.589	K		28 C4-3 23 1B		L5		F8		FC6-4	5	1	1	1	1	0	1											
28 Prince Fielder, L OBP: 0.409, SLG: 0.547	G4-3		G4-3		23 FC5-4 IBB				G2-3	3	0	0	0	2	0	3											
23 Rickie Weeks Jr., R OBP: 0.352, SLG: 0.471	F9		14 FC6-4 1B		FC5-4				K	4	0	1	2	0	1	2											
14 Casey McGehee, R OBP: 0.284, SLG: 0.351	L9		FC6-4		F9				G5-3	4	0	0	0	0	0	2											
3 Yuniesky Betancourt, R OBP: 0.266, SLG: 0.372	P3				K				G5-3	4	0	0	0	0	1	0											
20 Jonathan Lucroy, R OBP: 0.311, SLG: 0.384	G6-3				K					3	0	1	0	1	1	0											
18 Shaun Marcum, R OBP: 0.226, SLG: 0.246										2	1	1	0	0	0	1											
57 Francisco Rodriguez, R (9, 1) OBP: 0.500, SLG: 0.950			1 2B 2B						F8	0	0	0	0	0	0	0											
Inning Stats	R: 0 E: 0 K: 1 S: 8	H: 0 LOB: 1 BB: 1 P: 15	R: 0 E: 0 K: 0 S: 5	H: 0 LOB: 0 BB: 0 P: 7	R: 4 E: 0 K: 0 S: 19	H: 5 LOB: 1 BB: 0 P: 27	R: 0 E: 0 K: 2 S: 12	H: 0 LOB: 1 BB: 0 P: 18	R: 1 E: 0 K: 0 S: 10	H: 1 LOB: 1 BB: 1 P: 20	R: 0 E: 0 K: 0 S: 9	H: 1 LOB: 0 BB: 0 P: 12	R: 0 E: 0 K: 1 S: 10	H: 0 LOB: 1 BB: 1 P: 16	R: 0 E: 0 K: 0 S: 6	H: 0 LOB: 1 BB: 0 P: 12	R: 0 E: 0 K: 0 S: 6	H: 0 LOB: 1 BB: 0 P: 8	1B: 5 2B: 2 HR: 0	SF: 0 SAC: 1 DP: 0 HBP: 2	WP: 2 PB: 0 SB: 1 CS: 0	PA: 40					
PITCHER	IP	WLS	BF	H	R	ER	SO	BB	IBB	HBP	BLK	WP	HR	S	P	ERA	WHIP										
36 Randy Wells, R ERA: 5.09	5.0	L	24	6	5	5	3	1	1	1	0	1	0	54	87	9.00	1.400										
32 Ramon Ortiz, R ERA: 4.96	2.0		8	1	0	0	1	1	0	0	0	0	0	19	28	0.00	1.000										
48 Andrew Cashner, R ERA: 2.08	1.0		4	0	0	0	0	1	0	0	0	0	0	6	12	0.00	1.000										
43 John Grabow, L ERA: 4.76	1.0		4	0	0	0	0	0	0	1	0	0	0	6	8	0.00	0.000										

Milwaukee Brewers @ Chicago Cubs
Wrigley Field, Chicago, IL
Tue Sep 20 2011, 7:07 PM - 9:45 PM CDT
Att: 36,571 - Partly Cloudy - 69 F

AB 33
R 5
H 7
RBI 5
BB 4
SO 4
LOB 14



Batter	1	2	3	4	5	6	7	8	9	AB	R	H	RBI	BB	SO	LOB	BOTTOM										
13 Starlin Castro, R OBP: 0.339, SLG: 0.432	F8		G5-4-3			HR			K	4	1	1	1	0	1	1											
15 Darwin Barney, R OBP: 0.313, SLG: 0.354	2B				16 F9 2B	K			P3	4	0	2	0	0	1	1											
16 Aramis Ramirez, R OBP: 0.360, SLG: 0.506	F8									3	0	0	0	0	0	2											
9 Blake DeWitt, L OBP: 0.304, SLG: 0.416	F8					G6-3				1	0	1	0	0	0	0											
22 Carlos Pena, L OBP: 0.356, SLG: 0.471	G4-3				L3				1B	4	0	0	0	0	1	3											
6 Bryan LaHair, L OBP: 0.467, SLG: 0.703	K								K	4	0	0	0	0	3	2											
12 Alfonso Soriano, R OBP: 0.287, SLG: 0.461	F7					G6-3			G4-3	4	0	0	0	0	1	1											
24 Marlon Byrd, R OBP: 0.330, SLG: 0.396	K					K			F8	3	0	0	0	0	2	0											
18 Geovany Soto, R OBP: 0.307, SLG: 0.408	F7					E5			F7	3	0	0	0	0	0	0											
36 Randy Wells, R OBP: 0.371, SLG: 0.150										1	0	1	0	0	0	0											
21 Tyler Colvin, L OBP: 0.226, SLG: 0.370										0	0	0	0	0	0	1											
32 Ramon Ortiz, R ERA: 4.96										0	0	0	0	0	0	0											
48 Andrew Cashner, R ERA: 2.08										0	0	0	0	0	0	0											
5 Reed Johnson, R OBP: 0.356, SLG: 0.776										1	0	1	0	0	0	0											
43 John Grabow, L ERA: 4.76										0	0	0	0	0	0	0											
Inning Stats	R: 0 E: 0 K: 0 S: 8	H: 1 LOB: 1 BB: 0 P: 10	R: 0 E: 0 K: 2 S: 9	H: 0 LOB: 0 BB: 0 P: 14	R: 0 E: 0 K: 1 S: 5	H: 1 LOB: 0 BB: 0 P: 7	R: 0 E: 0 K: 1 S: 8	H: 1 LOB: 1 BB: 0 P: 13	R: 0 E: 0 K: 2 S: 12	H: 0 LOB: 1 BB: 0 P: 17	R: 1 E: 0 K: 1 S: 7	H: 1 LOB: 0 BB: 0 P: 10	R: 0 E: 0 K: 0 S: 8	H: 0 LOB: 0 BB: 0 P: 10	R: 0 E: 0 K: 1 S: 11	H: 1 LOB: 1 BB: 0 P: 16	R: 0 E: 0 K: 3 S: 14	H: 1 LOB: 1 BB: 0 P: 19	1B: 3 2B: 2 HR: 1	SF: 0 SAC: 0 DP: 1 HBP: 0	WP: 1 PB: 0 SB: 0 CS: 0	PA: 33					
PITCHER	IP	WLS	BF	H	R	ER	SO	BB	IBB	HBP	BLK	WP	HR	S	P	ERA	WHIP										
18 Shaun Marcum, R ERA: 3.31	8.0	W	29	5	1	1	7	0	0	0	0	0	1	68	97	1.12	0.625										
57 Francisco Rodriguez, R ERA: 2.78	1.0		4	1	0	0	3	0	0	0	0	0	0	14	19	0.00	1.000										

Milwaukee Brewers @ Chicago Cubs
Wrigley Field, Chicago, IL
Tue Sep 20 2011, 7:07 PM - 9:45 PM CDT
Att: 36,571 - Partly Cloudy - 69 F

AB 33
R 1
H 6
RBI 1
BB 0
SO 10
LOB 11



Batter	1	2	3	4	5	6	7	8	9	AB	R	H	RBI	BB	SO	LOB	TOP			
1 Corey Hart, R OBP: 0.355, SLG: 0.507										4	0	1	0	0	0	2	Milwaukee Brewers @ Chicago Cubs Wrigley Field, Chicago, IL Wed Sep 21 2011, 1:26 PM - 4:02 PM CDT Att: 30,965 - Sunny - 70 F			
2 Nyjer Morgan, L OBP: 0.369, SLG: 0.426										4	0	1	0	0	1	3				
8 Ryan Braun, R OBP: 0.393, SLG: 0.584										4	0	0	0	0	0	4				
28 Prince Fielder, L OBP: 0.408, SLG: 0.544										3	0	0	0	1	1	0				
23 Rickie Weeks Jr., R OBP: 0.349, SLG: 0.468										3	0	0	0	0	0	3				
64 Mike Fiers, R										0	0	0	0	0	0	0				
30 Craig Counsell, L OBP: 0.277, SLG: 0.217										1	0	0	0	0	0	0				
15 Jerry Hairston, R OBP: 0.334, SLG: 0.373										4	0	2	0	0	0	1				
3 Yuniesky Betancourt, R OBP: 0.266, SLG: 0.371										4	1	1	0	0	0	3				
9 George Kottaras, L OBP: 0.298, SLG: 0.467										4	0	1	0	0	3	4				
43 Randy Wolf, L OBP: 0.180, SLG: 0.217										1	0	0	0	0	1	1				
50 Kameron Loe, R										0	0	0	0	0	0	0				
5 Taylor Green, L OBP: 0.258, SLG: 0.355										1	0	0	0	0	1	0				
Inning Stats	R: 0 E: 0 K: 0 S: 7	H: 0 LOB: 0 BB: 0 P: 8	R: 0 E: 0 K: 2 S: 12	H: 0 LOB: 0 BB: 0 P: 17	R: 1 E: 1 K: 2 S: 13	H: 1 LOB: 2 BB: 0 P: 17	R: 0 E: 0 K: 1 S: 5	H: 0 LOB: 1 BB: 0 P: 12	R: 0 E: 0 K: 0 S: 5	H: 1 LOB: 0 BB: 0 P: 12	R: 0 E: 0 K: 2 S: 9	H: 1 LOB: 0 BB: 0 P: 11	R: 0 E: 0 K: 1 S: 13	H: 1 LOB: 2 BB: 0 P: 18	R: 0 E: 1 K: 1 S: 15	H: 1 LOB: 0 BB: 0 P: 20	1B: 5 2B: 1 3B: 0 HR: 0	SF: 0 SAC: 0 DP: 2 HBP: 1	WP: 0 PB: 0 SB: 0 CS: 0	PA: 35
PITCHER 22 Matt Garza, R ERA: 3.35	IP: 9.0 WLS: W BF: 35 H: 6 R: 1 ER: 0 SO: 10 BB: 1 IBB: 0 HBP: 1 BLK: 0 WP: 0 HR: 0 S: 88 P: 123 ERA: 0.00 WHIP: 0.778																			

Batter	1	2	3	4	5	6	7	8	9	AB	R	H	RBI	BB	SO	LOB	BOTTOM			
13 Starlin Castro, R OBP: 0.343, SLG: 0.435										3	1	2	1	2	0	1	Milwaukee Brewers @ Chicago Cubs Wrigley Field, Chicago, IL Wed Sep 21 2011, 1:26 PM - 4:02 PM CDT Att: 30,965 - Sunny - 70 F			
33 DJ LeMahieu, R OBP: 0.288, SLG: 0.314										5	1	2	2	0	1	3				
5 Reed Johnson, R OBP: 0.354, SLG: 0.475										4	0	1	0	0	1	2				
3 Jeff Baker, R OBP: 0.303, SLG: 0.389										3	1	1	0	0	0	0				
9 Blake DeWitt, L OBP: 0.303, SLG: 0.414										1	0	0	0	0	0	2				
15 Darwin Barney, R OBP: 0.313, SLG: 0.354										0	0	0	0	0	0	0				
18 Geovany Soto, R OBP: 0.310, SLG: 0.414										4	1	3	1	0	0	0				
24 Marlon Byrd, R OBP: 0.329, SLG: 0.401										4	1	1	3	0	1	2				
12 Alfonso Soriano, R OBP: 0.329, SLG: 0.463										4	1	2	0	0	1	1				
1 Tony Campana, L OBP: 0.310, SLG: 0.308										0	0	0	0	0	0	0				
6 Bryan LaHair, L OBP: 0.469, SLG: 0.700										3	1	1	0	1	1	2				
22 Matt Garza, R OBP: 0.125, SLG: 0.097										3	0	0	0	0	1	3				
Inning Stats	R: 0 E: 0 K: 0 S: 7	H: 1 LOB: 0 BB: 0 P: 12	R: 0 E: 0 K: 1 S: 12	H: 1 LOB: 0 BB: 0 P: 16	R: 1 E: 0 K: 1 S: 11	H: 2 LOB: 1 BB: 0 P: 16	R: 0 E: 0 K: 0 S: 7	H: 0 LOB: 0 BB: 0 P: 9	R: 2 E: 0 K: 2 S: 12	H: 2 LOB: 1 BB: 1 P: 21	R: 3 E: 0 K: 1 S: 18	H: 4 LOB: 1 BB: 0 P: 22	R: 1 E: 0 K: 1 S: 14	H: 3 LOB: 1 BB: 0 P: 21	R: 0 E: 0 K: 0 S: 10	H: 0 LOB: 2 BB: 2 P: 21	1B: 7 2B: 5 3B: 0 HR: 1	SF: 0 SAC: 1 DP: 1 HBP: 0	WP: 0 PB: 0 SB: 0 CS: 0	PA: 38
PITCHER 43 Randy Wolf, L ERA: 3.61	IP: 6.0 WLS: L BF: 28 H: 10 R: 6 ER: 0 SO: 5 BB: 0 IBB: 0 HBP: 0 BLK: 0 WP: 0 HR: 1 S: 67 P: 96 ERA: 9.00 WHIP: 1.667																			
50 Kameron Loe, R ERA: 3.45	IP: 1.0 WLS: L BF: 5 H: 3 R: 1 ER: 1 SO: 1 BB: 0 IBB: 0 HBP: 0 BLK: 0 WP: 0 HR: 0 S: 14 P: 21 ERA: 9.00 WHIP: 3.000																			
64 Mike Fiers, R	IP: 1.0 WLS: L BF: 5 H: 0 R: 0 ER: 0 SO: 0 BB: 2 IBB: 0 HBP: 0 BLK: 0 WP: 0 HR: 0 S: 10 P: 21 ERA: 0.00 WHIP: 2.000																			

AB	33
R	1
H	6
RBI	0
BB	1
SO	10
LOB	19



AB	34
R	7
H	13
RBI	7
BB	3
SO	6
LOB	16



Batter	1	2	3	4	5	6	7	8	9	AB	R	H	RBI	BB	SO	LOB	TOP										
1 Tony Campana, L (1,8) OBP: 0.299, SLG: 0.297	G4-3			K2-3		B1-3			K2-3	4	0	0	0	0	2	1	Chicago Cubs @ San Diego Padres PETCO Park, San Diego, CA Mon Sep 26 2011, 10:07 PM - 12:38 AM EDT Att: 26,433 - Clear - 66 F										
15 Darwin Barney, R (1,4) OBP: 0.311, SLG: 0.354	K			K		F9			L3	4	0	0	0	0	2	1											
13 Starlin Castro, R (1,6) OBP: 0.341, SLG: 0.431	F8			P3					G6-3	4	0	1	0	0	0	0											
22 Carlos Pena, L (1,3)		K								2	0	0	0	1	2	1											
6 Bryan LaHair, L (1,7) OBP: 0.391, SLG: 0.545	F8									3	0	0	0	0	1	2											
51 Steve Clevenger, L (1,2)	G6-3									3	0	0	0	0	0	2											
33 DJ LeMahieu, R (1,5) OBP: 0.254, SLG: 0.276										3	0	0	0	0	1	1											
21 Tyler Colvin, L (1,9) OBP: 0.205, SLG: 0.307										3	0	0	0	0	2	0											
27 Casey Coleman, L (1,1) OBP: 0.160, SLG: 0.280										2	0	1	0	0	1	0											
48 Rafael Dolis, R (6,1)										0	0	0	0	0	0	0											
9 Blake DeWitt, L (8,PH) OBP: 0.298, SLG: 0.404										1	0	0	0	0	0	0											
54 John Gaub, R (8,1)										0	0	0	0	0	0	0											
32 Ramon Ortiz, R (8,1)										0	0	0	0	0	0	0											
Inning Stats	R: 0 E: 0 K: 1 S: 9	H: 0 LOB: 0 BB: 0 P: 15	R: 0 E: 0 K: 1 S: 7	H: 0 LOB: 0 BB: 0 P: 12	R: 0 E: 0 K: 2 S: 10	H: 0 LOB: 0 BB: 0 P: 13	R: 0 E: 0 K: 2 S: 8	H: 0 LOB: 0 BB: 0 P: 11	R: 0 E: 0 K: 1 S: 10	H: 1 LOB: 1 BB: 1 P: 20	R: 0 E: 0 K: 1 S: 9	H: 1 LOB: 1 BB: 0 P: 14	R: 0 E: 0 K: 1 S: 14	H: 0 LOB: 1 BB: 0 P: 18	R: 0 E: 0 K: 1 S: 7	H: 0 LOB: 0 BB: 0 P: 9	R: 0 E: 0 K: 1 S: 10	H: 0 LOB: 0 BB: 0 P: 14	1B: 1 2B: 0 3B: 1 HR: 0	SF: 0 SAC: 0 DP: 0 HBP: 0	WP: 0 PB: 0 SB: 2 CS: 0	PA: 30					
PITCHER	IP	WLS	BF	H	R	ER	SO	BB	IBB	HBP	BLK	WP	HR	S	P	ERA	WHIP										
38 Mat Latos, R (1,1) ERA: 3.47	7.0	W	24	2	0	0	9	1	0	0	0	0	0	67	103	0.00	0.429										
50 Chad Qualls, R (8,1) ERA: 3.19	1.0	H	3	0	0	0	1	0	0	0	0	0	0	7	9	0.00	0.000										
21 Heath Bell, R (9,1) ERA: 2.44	1.0	S	3	0	0	0	1	0	0	0	0	0	0	10	14	0.00	0.000										

AB	29
R	0
H	2
RBI	0
BB	1
SO	11
LOB	8



Batter	1	2	3	4	5	6	7	8	9	AB	R	H	RBI	BB	SO	LOB	BOTTOM										
25 Will Venable, L (1,7) OBP: 0.310, SLG: 0.392	K									4	1	1	1	0	1	0	Chicago Cubs @ San Diego Padres PETCO Park, San Diego, CA Mon Sep 26 2011, 10:07 PM - 12:38 AM EDT Att: 26,433 - Clear - 66 F										
8 Jason Bartlett, R (1,6) OBP: 0.305, SLG: 0.309	G6-3									4	0	0	0	0	1	0											
15 Jesus Guzman, R (1,3) OBP: 0.369, SLG: 0.478	F9									4	1	2	0	0	0	0											
4 Nick Hundley, R (1,2) OBP: 0.348, SLG: 0.465		G5-3								4	0	0	0	0	1	2											
24 Cameron Maybin, R (1,8) OBP: 0.321, SLG: 0.392										2	0	1	1	1	0	0											
7 Chase Headley, S (1,5) OBP: 0.377, SLG: 0.402										2	0	1	0	1	0	1											
1 Orlando Hudson, S (1,4) OBP: 0.327, SLG: 0.349										3	0	1	0	0	2	1											
47 Jeremy Hermida, L (1,9) OBP: 0.302, SLG: 0.382										2	0	0	0	1	1	3											
38 Mat Latos, R (1,1) OBP: 0.103, SLG: 0.143										2	0	0	0	0	2	1											
28 Aaron Cunningham, R (7,PH) OBP: 0.253, SLG: 0.371										1	0	0	0	0	0	1											
50 Chad Qualls, R (8,1)										0	0	0	0	0	0	0											
21 Heath Bell, R (9,1)										0	0	0	0	0	0	0											
Inning Stats	R: 0 E: 0 K: 1 S: 9	H: 0 LOB: 0 BB: 0 P: 14	R: 0 E: 0 K: 1 S: 15	H: 1 LOB: 2 BB: 2 P: 28	R: 0 E: 0 K: 2 S: 9	H: 0 LOB: 0 BB: 0 P: 11	R: 0 E: 0 K: 0 S: 6	H: 0 LOB: 0 BB: 0 P: 9	R: 0 E: 0 K: 1 S: 14	H: 1 LOB: 1 BB: 0 P: 21	R: 2 E: 0 K: 1 S: 15	H: 3 LOB: 1 BB: 0 P: 22	R: 0 E: 0 K: 1 S: 6	H: 0 LOB: 1 BB: 1 P: 14	R: 0 E: 0 K: 0 S: 10	H: 1 LOB: 1 BB: 0 P: 19	1B: 3 2B: 2 3B: 0 HR: 1	SF: 0 SAC: 0 DP: 1 HBP: 0	WP: 0 PB: 0 SB: 1 CS: 0	PA: 31							
PITCHER	IP	WLS	BF	H	R	ER	SO	BB	IBB	HBP	BLK	WP	HR	S	P	ERA	WHIP										
27 Casey Coleman, R (1,1) ERA: 6.4	5.2	L	23	5	2	2	7	2	0	0	0	0	0	64	99	3.18	1.235										
48 Rafael Dolis, R (6,1) ERA: 6.4	1.1		4	0	0	0	1	1	0	0	0	0	0	10	20	0.00	0.750										
54 John Gaub, L (8,1) ERA: 6.75	0.2		3	1	0	0	0	0	0	0	0	0	0	7	13	0.00	1.500										
32 Ramon Ortiz, R (8,1) ERA: 4.91	0.1		1	0	0	0	0	0	0	0	0	0	0	3	6	0.00	0.000										

AB	28
R	2
H	6
RBI	2
BB	3
SO	8
LOB	9



Batter	1	2	3	4	5	6	7	8	9	AB	R	H	RBI	BB	SO	LOB	TOP		
13 Starlin Castro, R OBP: 0.341, SLG: 0.432	G3		G6-3		SF9			G6-3		3	0	1	1	0	0	0	Chicago Cubs @ San Diego Padres PETCO Park, San Diego, CA Wed Sep 28 2011, 8:37 PM - 11:13 PM EDT Att: 32,452 - Clear - 68 F		
9 Blake DeWitt, L OBP: 0.305, SLG: 0.413	1B		G1-3		2B			P5		4	0	2	0	0	0	1			
16 Aramis Ramirez, R OBP: 0.361, SLG: 0.510 33 DJ LeMahieu, R OBP: 0.262, SLG: 0.283	1B			G3-1	L7			G6-3		3	0	1	0	0	0	1			
3 Jeff Baker, R OBP: 0.302, SLG: 0.383	F3			BB				K		3	1	0	0	1	2	3			
5 Reed Johnson, R OBP: 0.348, SLG: 0.467 21 Tyler Colvin, L OBP: 0.204, SLG: 0.306	FC6-4			K				K		3	0	0	0	0	2	3			
39 Luis Montanez, R OBP: 0.303, SLG: 0.352		P4		BB				F9		3	0	0	0	1	0	0			
1 Tony Campana, L OBP: 0.303, SLG: 0.301	B1			BB				F7		4	0	1	1	0	1	0			
55 Koyie Hill, S OBP: 0.268, SLG: 0.276 51 Steve Clevenger, L OBP: 0.400, SLG: 0.590	G5-3			CS				HBP		1	0	0	0	0	0	0			
46 Ryan Dempster, R OBP: 0.102, SLG: 0.086 32 Ramon Ortiz, R OBP: 0.313, SLG: 0.353 15 Darwin Barney, R OBP: 0.204, SLG: 0.306 48 Andrew Cashner, R OBP: 0.125, SLG: 0.125	F8			SH2-4				G6-4-3		1	0	0	0	0	0	0			
40 James Russell, L OBP: 0.125, SLG: 0.125										0	0	0	0	0	0	0			
Inning Stats	R: 0 H: 2 E: 0 K: 0 S: 14	H: 2 LOB: 2 BB: 0 P: 19	R: 0 H: 0 E: 0 K: 0 S: 6	H: 0 LOB: 0 BB: 0 P: 10	R: 0 H: 0 E: 0 K: 0 S: 6	H: 0 LOB: 0 BB: 0 P: 9	R: 1 H: 1 E: 0 K: 1 S: 12	H: 1 LOB: 1 BB: 2 P: 22	R: 1 H: 2 E: 0 K: 0 S: 12	H: 0 LOB: 0 BB: 0 P: 11	R: 0 H: 0 E: 0 K: 2 S: 8	H: 0 LOB: 0 BB: 0 P: 13	R: 0 H: 1 E: 0 K: 1 S: 10	H: 0 LOB: 0 BB: 0 P: 15	R: 0 H: 0 E: 0 K: 2 S: 10	H: 0 LOB: 0 BB: 0 P: 15	1B: 3 2B: 3 3B: 0 HR: 0	SF: 1 SAC: 1 DP: 1 HBP: 1	WP: 0 PA: 35 PB: 0 SB: 0 CS: 1
PITCHER	IP WLS BF H R ER SO BB IBB HBP BLK WP HR S P ERA WHIP	IP WLS BF H R ER SO BB IBB HBP BLK WP HR S P ERA WHIP	IP WLS BF H R ER SO BB IBB HBP BLK WP HR S P ERA WHIP	IP WLS BF H R ER SO BB IBB HBP BLK WP HR S P ERA WHIP	IP WLS BF H R ER SO BB IBB HBP BLK WP HR S P ERA WHIP	IP WLS BF H R ER SO BB IBB HBP BLK WP HR S P ERA WHIP	IP WLS BF H R ER SO BB IBB HBP BLK WP HR S P ERA WHIP	IP WLS BF H R ER SO BB IBB HBP BLK WP HR S P ERA WHIP	IP WLS BF H R ER SO BB IBB HBP BLK WP HR S P ERA WHIP	IP WLS BF H R ER SO BB IBB HBP BLK WP HR S P ERA WHIP	IP WLS BF H R ER SO BB IBB HBP BLK WP HR S P ERA WHIP	IP WLS BF H R ER SO BB IBB HBP BLK WP HR S P ERA WHIP	IP WLS BF H R ER SO BB IBB HBP BLK WP HR S P ERA WHIP	IP WLS BF H R ER SO BB IBB HBP BLK WP HR S P ERA WHIP	IP WLS BF H R ER SO BB IBB HBP BLK WP HR S P ERA WHIP	IP WLS BF H R ER SO BB IBB HBP BLK WP HR S P ERA WHIP	IP WLS BF H R ER SO BB IBB HBP BLK WP HR S P ERA WHIP		
49 Wade LeBlanc, L ERA: 4.63 39 Ernesto Frieri, R ERA: 2.71 58 Brad Brach, R ERA: 5.14	7.0 W 27 5 2 2 3 2 0 1 0 0 0 67 103 2.57 1.000	1.0 L 4 1 0 0 1 0 0 0 0 0 10 18 0.00 1.000	1.0 L 3 0 0 0 2 0 0 0 0 0 10 15 0.00 0.000																

Chicago Cubs @ San Diego Padres
 PETCO Park, San Diego, CA
 Wed Sep 28 2011, 8:37 PM - 11:13 PM EDT
 Att: 32,452 - Clear - 68 F

AB 29
 R 2
 H 6
 RBI 2
 BB 2
 SO 6
 LOB 10



Batter	1	2	3	4	5	6	7	8	9	AB	R	H	RBI	BB	SO	LOB	BOTTOM		
24 Cameron Maybin, R OBP: 0.323, SLG: 0.393	G1-3		G1-2-3		G1-2-3			G1-2-3		4	2	2	1	1	0	3	Chicago Cubs @ San Diego Padres PETCO Park, San Diego, CA Wed Sep 28 2011, 8:37 PM - 11:13 PM EDT Att: 32,452 - Clear - 68 F		
25 Will Venable, L OBP: 0.310, SLG: 0.395	G4-3		BB		K			K		4	2	1	4	1	2	2			
4 Nick Hundley, R OBP: 0.347, SLG: 0.477	F9		HR		L8			P3		5	1	2	3	0	2				
7 Chase Headley, S OBP: 0.374, SLG: 0.399		K	K					F8		4	0	1	0	0	2				
1 Orlando Hudson, S OBP: 0.329, SLG: 0.352 14 Alberto Gonzalez, R OBP: 0.256, SLG: 0.253	F7		BB		K			G6-4-3		2	1	1	0	0	0				
13 Chris Denorfia, R OBP: 0.337, SLG: 0.381 39 Ernesto Frieri, R OBP: 0.256, SLG: 0.253	F8		HR							4	0	1	0	0	1				
58 Brad Brach, R OBP: 0.256, SLG: 0.253										0	0	0	0	0	0				
27 Anthony Rizzo, L OBP: 0.281, SLG: 0.242	G3		BB		F8			K		3	0	0	0	1	1				
3 Andy Parrino, S OBP: 0.327, SLG: 0.205	K		E6					F7		4	1	1	1	0	1				
49 Wade LeBlanc, L OBP: 0.391, SLG: 0.354 28 Aaron Cunningham, R OBP: 0.257, SLG: 0.357			BB		K			E5		2	2	1	0	1	1				
Inning Stats	R: 0 H: 0 E: 0 K: 0 S: 8	H: 0 LOB: 0 BB: 0 P: 13	R: 0 H: 0 E: 0 K: 1 S: 7	H: 0 LOB: 0 BB: 0 P: 10	R: 4 H: 2 E: 0 K: 2 S: 14	H: 2 LOB: 2 BB: 2 P: 30	R: 1 H: 2 E: 1 K: 1 S: 16	H: 2 LOB: 2 BB: 1 P: 25	R: 0 H: 1 E: 0 K: 2 S: 15	H: 1 LOB: 1 BB: 0 P: 21	R: 4 H: 4 E: 0 K: 1 S: 18	H: 4 LOB: 1 BB: 1 P: 28	R: 0 H: 0 E: 0 K: 1 S: 6	H: 0 LOB: 0 BB: 1 P: 11	R: 0 H: 1 E: 1 K: 1 S: 11	H: 1 LOB: 2 BB: 0 P: 16	1B: 6 2B: 2 3B: 0 HR: 2	SF: 0 SAC: 0 DP: 2 HBP: 0	WP: 0 PA: 39 PB: 0 SB: 1 CS: 0
PITCHER	IP WLS BF H R ER SO BB IBB HBP BLK WP HR S P ERA WHIP	IP WLS BF H R ER SO BB IBB HBP BLK WP HR S P ERA WHIP	IP WLS BF H R ER SO BB IBB HBP BLK WP HR S P ERA WHIP	IP WLS BF H R ER SO BB IBB HBP BLK WP HR S P ERA WHIP	IP WLS BF H R ER SO BB IBB HBP BLK WP HR S P ERA WHIP	IP WLS BF H R ER SO BB IBB HBP BLK WP HR S P ERA WHIP	IP WLS BF H R ER SO BB IBB HBP BLK WP HR S P ERA WHIP	IP WLS BF H R ER SO BB IBB HBP BLK WP HR S P ERA WHIP	IP WLS BF H R ER SO BB IBB HBP BLK WP HR S P ERA WHIP	IP WLS BF H R ER SO BB IBB HBP BLK WP HR S P ERA WHIP	IP WLS BF H R ER SO BB IBB HBP BLK WP HR S P ERA WHIP	IP WLS BF H R ER SO BB IBB HBP BLK WP HR S P ERA WHIP	IP WLS BF H R ER SO BB IBB HBP BLK WP HR S P ERA WHIP	IP WLS BF H R ER SO BB IBB HBP BLK WP HR S P ERA WHIP	IP WLS BF H R ER SO BB IBB HBP BLK WP HR S P ERA WHIP	IP WLS BF H R ER SO BB IBB HBP BLK WP HR S P ERA WHIP			
46 Ryan Dempster, R ERA: 4.8 32 Ramon Ortiz, R ERA: 4.96 48 Andrew Cashner, R ERA: 1.69 40 James Russell, L ERA: 4.12	5.2 L 29 4 0 0 0 4 0 0 0 0 0 4 8 0.00 3.000	0.1 L 2 1 0 0 0 0 0 0 0 0 0 4 8 0.00 3.000	1.0 L 3 0 0 0 1 1 0 0 0 0 6 11 0.00 1.000	1.0 L 5 1 0 0 1 0 0 0 0 0 11 16 0.00 1.000															

Chicago Cubs @ San Diego Padres
 PETCO Park, San Diego, CA
 Wed Sep 28 2011, 8:37 PM - 11:13 PM EDT
 Att: 32,452 - Clear - 68 F

AB 34
 R 9
 H 10
 RBI 9
 BB 5
 SO 9
 LOB 15

