

Chicago Cubs - 2012

Batter	1	2	3	4	5	6	7	8	9	AB	R	H	RBI	BB	SO	LOB	TOP																		
28 Eric Sogard, L (1, 6) OBP: 0.357, SLG: 0.929 98 Yordy Cabrera, R (8, 6) OBP: 1.000, SLG: 4.000	G4-3		F8		P2		37 2B		HR	4	1	1	0	0	0	1																			
12 Collin Cowgill, R (1, 8) OBP: 0.214, SLG: 0.154	15 S 1B		F7			15 1B 16 1B	L9		K	4	1	1	0	1	1	2																			
15 Seth Smith, L (1, 7) OBP: 0.500, SLG: 0.429 37 Brandon Moss, L (6, 7) OBP: 0.600, SLG: 0.750	K					14 BB 17 SF8 18 1B			L3	3	1	2	0	0	1	1																			
31 Jonny Gomes, R (1, 10) OBP: 0.364, SLG: 0.556	F7		F9			L5	G5-3		K	5	0	0	0	0	1	6																			
16 Josh Reddick, L (1, 9) OBP: 0.625, SLG: 0.875 35 Michael Choice, R (6, 8) OBP: 0.500, SLG: 0.500		14 SF7 3B		F8		17 SF8 11 2B 14 BB				3	2	2	1	0	0	0																			
14 Brandon Allen, L (1, 3) OBP: 0.500, SLG: 1.125 22 Chris Carter, R (6, PR) OBP: 0.429, SLG: 0.500	SF7		F7			17 SF8 11 2B			K	1	0	0	1	1	0	0																			
17 Wes Timmons, R (1, 5) OBP: 0.231, SLG: 0.333	3-H G5-3		P3			1-2 2-3 3-H	SF8		F7	3	0	0	1	0	0	0																			
11 Landon Powell, S (1, 2) OBP: 0.333, SLG: 0.500 26 Anthony Recker, R (6, 2)	K				G6-3				K	3	0	1	2	0	1	0																			
76 Josh Horton, L (1, 4) OBP: 0.200, SLG: 0.200			15 1B 1B		G6-3	2-H 2-3 3-H	K		F8	4	0	1	0	0	1	2																			
Inning Stats	R: 0 E: 0 K: 1 S: 6	H: 1 LOB: 1 BB: 0 P: 6	R: 1 E: 0 K: 1 S: 6	H: 1 LOB: 0 BB: 0 P: 6	R: 0 E: 0 K: 0 S: 5	H: 2 LOB: 2 BB: 0 P: 5	R: 0 E: 0 K: 0 S: 3	H: 0 LOB: 0 BB: 0 P: 3	R: 0 E: 0 K: 1 S: 8	H: 0 LOB: 0 BB: 0 P: 3	R: 4 E: 0 K: 1 S: 8	H: 3 LOB: 2 BB: 2 P: 16	R: 2 E: 0 K: 1 S: 8	H: 3 LOB: 1 BB: 0 P: 8	R: 0 E: 0 K: 1 S: 5	H: 0 LOB: 0 BB: 0 P: 5	R: 1 E: 0 K: 2 S: 8	H: 1 LOB: 0 BB: 0 P: 8	1B: 6 2B: 3 3B: 1 HR: 1	SF: 2 SAC: 0 DP: 0 HBP: 0	WP: 0 PB: 0 SB: 1 CS: 0	PA: 40													
PITCHER	IP	WLS	BF	H	R	ER	SO	BB	IBB	HBP	BLK	WP	HR	S	P	ERA	WHIP	PITCHER	IP	WLS	BF	H	R	ER	SO	BB	IBB	HBP	BLK	WP	HR	S	P	ERA	WHIP
46 Ryan Dempster, R (1, 1) ERA: 4.5	2.0		8	2	1	1	2	0	0	0	0	0	0	12	12	4.50	1.000	60 Manny Corpas, R (6, 1) ERA: 13.5	1.1	B	7	3	2	2	2	0	0	0	0	0	0	11	11	13.50	2.250
57 Scott Maine, L (3, 1) ERA:	1.0	H	5	2	0	0	0	0	0	0	0	0	0	5	5	0.00	2.000	21 Kevin Rhoderick, R (8, 1) ERA:	1.0		3	0	0	0	1	0	0	0	0	0	0	5	5	0.00	0.000
67 Blake Parker, R (4, 1) ERA:	1.0	H	3	0	0	0	0	0	0	0	0	0	0	3	3	0.00	0.000	87 Tony Zych, R (9, 1) ERA: 9.0	1.0	L	4	1	1	1	2	0	0	0	0	1	8	8	9.00	1.000	
56 Casey Weathers, R (5, 1) ERA:	1.0		3	0	0	0	0	0	0	0	0	0	0	3	3	0.00	0.000																		
74 Marco Carrillo, R (6, 1) ERA: 54.0	0.2		7	3	4	4	0	2	0	0	0	0	0	5	13	54.00	7.500																		

Oakland Athletics @ Chicago Cubs
Hohokam Park, Mesa, AZ
Mon Mar 05 2012, 3:09 PM - 6:12 PM EST
Att: 5,809 - Overcast - 84 F

AB 36
R 8
H 11
RBI 8
BB 2
SO 7
LOB 13



Batter	1	2	3	4	5	6	7	8	9	AB	R	H	RBI	BB	SO	LOB	BOTTOM																		
1 Tony Campana, L (1, 8) OBP: 0.500, SLG: 0.333	G1-3		B5-3	15 1B BB		F9		FC8		2	0	0	0	1	0	0																			
15 Darwin Barney, R (1, 4) OBP: 0.600, SLG: 0.800 41 Bobby Scales, S (6, 4) OBP: 0.500, SLG: 0.500	G4-3		G4-3	1-2 2-3 3-H 1B		G6-3	1-2	20 CS 1B		3	0	1	1	0	0	0																			
13 Starlin Castro, R (1, 6) OBP: 0.333, SLG: 0.143 20 Matt Tolbert, S (6, 6) OBP: 1.000, SLG: 1.000	K		1B	K		G6-3		CS	18 G5-4-3 1B	4	0	1	0	0	2	3																			
6 Bryan LaHair, L (1, 3) OBP: 0.400, SLG: 0.250	F8		P6	K					F9	3	0	0	0	0	1	4																			
3 Jeff Baker, R (1, 9) OBP: 0.500, SLG: 0.750 16 Joe Mather, R (5, PH) OBP: 0.667, SLG: 0.667	11 HR 1B		5 E 51 SF7 2B	51 G3 5 S 1B		72 S 47 1B 1B			G5-4-3 1-2	2	2	2	0	0	0	0																			
5 Reed Johnson, R (1, 7) OBP: 0.667, SLG: 2.000 72 Matt Szczur, R (6, 7) OBP: 1.000, SLG: 1.000	F9		E3 11 BB 61 2B	K		47 1B BB				3	1	0	0	0	1	3																			
51 Steve Clevenger, L (1, 2) OBP: 0.333, SLG: 0.500 47 Blake Lalli, L (6, 2) OBP: 1.000, SLG: 1.000	11 HR 1B		SF7	G3		1-3 2-H 1B				2	1	1	1	0	0	1																			
11 Blake DeWitt, L (1, 10) OBP: 0.667, SLG: 2.000 55 Edgar Gonzalez, R (7, PH) (8, 10)	1-H 2-H HR		61 2B 15 1B BB	F7		F9				2	2	1	3	1	0	1																			
61 Josh Vitters, R (1, 5) OBP: 0.500, SLG: 1.000 99 Alfredo Amezaga, S (6, 5) OBP: 0.500, SLG: 0.500	G4-3		15 1B 1-3 2-H 2B			41 G6-3 1B			B5-3	2	0	1	1	0	0	0																			
Inning Stats	R: 0 E: 0 K: 1 S: 5	H: 0 LOB: 0 BB: 0 P: 5	R: 3 E: 0 K: 0 S: 6	H: 3 LOB: 0 BB: 0 P: 6	R: 0 E: 0 K: 0 S: 4	H: 1 LOB: 1 BB: 0 P: 4	R: 3 E: 1 K: 2 S: 11	H: 3 LOB: 3 BB: 2 P: 19	R: 0 E: 0 K: 1 S: 6	H: 1 LOB: 1 BB: 0 P: 6	R: 0 E: 0 K: 0 S: 3	H: 1 LOB: 2 BB: 0 P: 3	R: 1 E: 0 K: 1 S: 7	H: 2 LOB: 2 BB: 1 P: 11	R: 0 E: 0 K: 0 S: 3	H: 1 LOB: 0 BB: 0 P: 4	R: 0 E: 0 K: 0 S: 3	H: 1 LOB: 0 BB: 0 P: 3	1B: 10 2B: 2 3B: 0 HR: 1	SF: 1 SAC: 0 DP: 2 HBP: 0	WP: 0 PB: 0 SB: 2 CS: 1	PA: 42													
PITCHER	IP	WLS	BF	H	R	ER	SO	BB	IBB	HBP	BLK	WP	HR	S	P	ERA	WHIP	PITCHER	IP	WLS	BF	H	R	ER	SO	BB	IBB	HBP	BLK	WP	HR	S	P	ERA	WHIP
21 Bartolo Colon, R (1, 1) ERA: 10.13	2.2		12	4	3	3	1	0	0	0	0	0	0	14	14	10.12	1.500	55 Fabio Castro, L (7, 1) ERA: 4.5	2.0		9	3	1	1	1	1	0	0	0	0	10	10	4.50	2.000	
77 Jordan Norberto, L (3, 1) ERA:	1.0		9	3	3	2	1	2	0	0	0	0	0	9	17	18.00	5.000	85 Travis Banwart, R (9, 1) ERA:	1.0	S	3	1	0	0	0	0	0	0	0	3	3	0.00	1.000		
89 Trey Barham, L (4, 1) ERA:	0.1		1	0	0	0	1	0	0	0	0	0	0	3	3	0.00	0.000																		
33 Joey Devine, R (5, 1) ERA:	1.0		4	1	0	0	1	0	0	0	0	0	0	6	6	0.00	1.000																		
70 Erick Threats, L (6, 1) ERA:	1.0		3	1	0	0	0	0	0	0	0	0	0	3	3	0.00	1.000																		

Oakland Athletics @ Chicago Cubs
Hohokam Park, Mesa, AZ
Mon Mar 05 2012, 3:09 PM - 6:12 PM EST
Att: 5,809 - Overcast - 84 F

AB 37
R 7
H 13
RBI 7
BB 3
SO 5
LOB 18



Batter	1	2	3	4	5	6	7	8	9	AB	R	H	RBI	BB	SO	LOB	TOP			
17 Dave Sappelt, R OBP: 0.222, SLG: 0.125 1 Tony Campana, L	F8	L3		K		SH3		K		3	0	0	0	0	1	1				
5 Reed Johnson, R OBP: 0.333, SLG: 0.333 72 Matt Szczur, R OBP: 0.667, SLG: 0.500	13 F 6 1B	13 1B		K		G4-3		99 1B		3	1	2	0	0	1	1				
13 Starlin Castro, R OBP: 0.300, SLG: 0.300 99 Alfredo Amezaga, S OBP: 0.500, SLG: 0.500	E5 6 1B							F8		3	1	2	0	0	0	1				
6 Bryan LaHair, L OBP: 0.250, SLG: 0.250 61 Josh Vitters, R OBP: 0.500, SLG: 0.500	79 E 1B	P5								3	1	2	1	0	0	2				
79 Jae-Hoon Ha, R OBP: 0.500, SLG: 0.500 45 Adrian Cardenas, L OBP: 0.167, SLG: 0.500	E9 15 2B									3	1	1	1	0	0	1				
15 Darwin Barney, R OBP: 0.500, SLG: 0.750 41 Bobby Seales, S OBP: 0.333, SLG: 0.333	20 G4-3 2B									3	0	1	1	0	0	1				
20 Matt Tolbert, S OBP: 0.500, SLG: 0.500 11 Blake DeWitt, L OBP: 0.571, SLG: 1.000	G4-3									3	1	1	0	0	0	1				
51 Steve Clevenger, L OBP: 0.333, SLG: 0.400 47 Blake Lalli, L OBP: 0.500, SLG: 0.500	K									3	0	1	0	0	2	2				
16 Joe Mather, R OBP: 0.571, SLG: 0.857 59 Brett Jackson, L OBP: 0.571, SLG: 1.000	G5-3									3	0	1	0	0	0	1				
Inning Stats	R: 4 H: 4 E: 0 K: 1 S: 21	H: 4 LOB: 1 BB: 0 P: 31	R: 0 H: 2 E: 0 K: 0 S: 10	H: 2 LOB: 2 BB: 0 P: 17	R: 0 H: 0 E: 0 K: 0 S: 9	H: 0 LOB: 0 BB: 0 P: 10	R: 0 H: 1 E: 0 K: 2 S: 13	H: 1 LOB: 1 BB: 0 P: 18	R: 0 H: 2 E: 0 K: 0 S: 10	H: 2 LOB: 1 BB: 0 P: 12	R: 1 H: 2 E: 0 K: 1 S: 13	H: 2 LOB: 1 BB: 1 P: 17	R: 0 H: 0 E: 0 K: 0 S: 7	H: 0 LOB: 0 BB: 1 P: 13	R: 1 H: 2 E: 0 K: 2 S: 15	H: 2 LOB: 1 BB: 0 P: 22	R: 0 H: 2 E: 0 K: 1 S: 10	H: 2 LOB: 1 BB: 0 P: 17	1B: 14 RBI: 5 BB: 1 SO: 7 LOB: 19	WP: 0 PA: 42
PITCHER	IP: 1.0 WLS: 1 BF: 8 H: 4 R: 2 ER: 0 SO: 0 BB: 0 IBB: 0 HBP: 0 BLK: 0 WP: 0 HR: 0 S: 21 P: 31 ERA: 27.00 WHIP: 4.000	IP: 2.0 WLS: 0 BF: 8 H: 3 R: 0 ER: 0 SO: 2 BB: 0 IBB: 0 HBP: 0 BLK: 0 WP: 0 HR: 0 S: 19 P: 27 ERA: 0.00 WHIP: 1.500	IP: 2.0 WLS: 1 BF: 8 H: 2 R: 1 ER: 1 SO: 1 BB: 1 IBB: 0 HBP: 0 BLK: 0 WP: 0 HR: 0 S: 20 P: 30 ERA: 4.50 WHIP: 1.500	IP: 1.0 WLS: 0 BF: 5 H: 2 R: 1 ER: 1 SO: 2 BB: 0 IBB: 0 HBP: 0 BLK: 1 WP: 0 HR: 0 S: 15 P: 22 ERA: 9.00 WHIP: 2.000	PITCHER	IP: 1.0 WLS: 4 BF: 4 H: 2 R: 0 ER: 0 SO: 1 BB: 0 IBB: 0 HBP: 0 BLK: 0 WP: 0 HR: 0 S: 10 P: 17 ERA: 0.00 WHIP: 2.000														
57 Jonathan Sánchez, L ERA: 27.0	61 Everett Teaford, L ERA:	47 Nate Adcock, R ERA:	40 Kelvin Herrera, R ERA: 3.0	55 Tim Collins, L ERA: 4.5	38 Blake Wood, R ERA:															
1 Jarrod Dyson, L OBP: 0.333, SLG: 0.333 26 Derrick Robinson, S OBP: 0.667, SLG: 0.600 70 Wil Myers, R OBP: 0.375, SLG: 0.375	L6			B1-3						2	0	0	0	0	0	0				
17 Chris Getz, L OBP: 0.222, SLG: 0.125 11 Yuniesky Betancourt, R OBP: 0.111, SLG: 0.222	35 CS 1B			E6 35 WP 2B						2	1	1	0	0	0	0				
35 Eric Hosmer, L OBP: 0.364, SLG: 0.400 25 Clint Robinson, L OBP: 0.428, SLG: 0.200	G4-3			16 S 2B						2	0	1	1	0	0	1				
16 Billy Butler, R OBP: 0.500, SLG: 0.778 9 Johnny Giavotella, R OBP: 0.455, SLG: 0.600	K			K						2	0	0	0	0	2	1				
8 Mike Moustakas, L OBP: 0.455, SLG: 0.333 24 Kevin Kouzmanoff, R OBP: 0.500, SLG: 1.000	F8			P4						2	0	0	0	0	0	1				
21 Jeff Francoeur, R OBP: 0.222, SLG: 0.286 12 Mitch Maier, L OBP: 0.250, SLG: 0.375	G4-3									2	0	0	0	0	0	0				
13 Salvador Perez, R OBP: 0.750, SLG: 1.800	K									2	0	0	0	0	1	1				
18 David Lough, L OBP: 0.250, SLG: 0.250 63 Greg Golson, R	G1-3									2	0	0	0	0	0	0				
2 Alcides Escobar, R OBP: 0.143, SLG: 0.429 64 Irving Falu, S OBP: 0.571, SLG: 1.000	K									1	0	0	0	0	1	0				
Inning Stats	R: 0 H: 1 E: 0 K: 0 S: 9	H: 0 LOB: 0 BB: 0 P: 14	R: 0 H: 0 E: 0 K: 1 S: 7	H: 0 LOB: 0 BB: 0 P: 9	R: 0 H: 0 E: 0 K: 2 S: 10	H: 0 LOB: 0 BB: 0 P: 12	R: 1 H: 1 E: 0 K: 1 S: 14	H: 1 LOB: 1 BB: 0 P: 20	R: 0 H: 0 E: 0 K: 0 S: 6	H: 0 LOB: 0 BB: 1 P: 11	R: 0 H: 0 E: 0 K: 0 S: 4	H: 0 LOB: 1 BB: 1 P: 11	R: 0 H: 1 E: 0 K: 1 S: 9	H: 1 LOB: 2 BB: 0 P: 20	R: 1 H: 2 E: 0 K: 1 S: 13	H: 2 LOB: 1 BB: 0 P: 24	R: 2 H: 4 E: 0 K: 1 S: 15	H: 4 LOB: 2 BB: 0 P: 23	1B: 6 RBI: 4 BB: 1 SO: 7 LOB: 15	WP: 2 PA: 38
PITCHER	IP: 3.0 WLS: 0 BF: 9 H: 1 R: 0 ER: 0 SO: 0 BB: 0 IBB: 0 HBP: 0 BLK: 0 WP: 0 HR: 0 S: 26 P: 35 ERA: 0.00 WHIP: 0.333	IP: 2.0 WLS: 1 BF: 8 H: 1 R: 1 ER: 0 SO: 1 BB: 0 IBB: 0 HBP: 1 BLK: 0 WP: 0 HR: 0 S: 20 P: 31 ERA: 0.00 WHIP: 0.500	IP: 2.0 WLS: 1 BF: 9 H: 1 R: 0 ER: 0 SO: 1 BB: 1 IBB: 0 HBP: 1 BLK: 0 WP: 0 HR: 0 S: 13 P: 31 ERA: 0.00 WHIP: 1.000	IP: 1.0 WLS: 2 BF: 5 H: 2 R: 1 ER: 1 SO: 1 BB: 0 IBB: 0 HBP: 0 BLK: 0 WP: 0 HR: 0 S: 13 P: 24 ERA: 9.00 WHIP: 2.000	IP: 1.0 WLS: 4 BF: 4 H: 2 R: 0 ER: 0 SO: 1 BB: 0 IBB: 0 HBP: 0 BLK: 0 WP: 0 HR: 0 S: 15 P: 23 ERA: 18.00 WHIP: 4.000	PITCHER	IP: 3.0 WLS: 0 BF: 9 H: 1 R: 0 ER: 0 SO: 0 BB: 0 IBB: 0 HBP: 0 BLK: 0 WP: 0 HR: 0 S: 26 P: 35 ERA: 0.00 WHIP: 0.333													
29 Jeff Samardzija, R ERA:	65 Jay Jackson, R ERA:	48 Rafael Dolis, R ERA:	71 Trey McNutt, R ERA: 9.0	68 Jeff Belliveau, L ERA: 54.0																

Chicago Cubs @ Kansas City Royals
 Surprise Stadium, Surprise, AZ
 Wed Mar 07 2012, 3:05 PM - 6:09 PM EST
 Att: 4,193 - Sunny - 59 F

AB	39
R	6
H	15
RBI	5
BB	1
SO	7
LOB	19



Chicago Cubs @ Kansas City Royals
 Surprise Stadium, Surprise, AZ
 Wed Mar 07 2012, 3:05 PM - 6:09 PM EST
 Att: 4,193 - Sunny - 59 F

AB	35
R	4
H	9
RBI	4
BB	1
SO	7
LOB	15



Batter	1	2	3	4	5	6	7	8	9	AB	R	H	RBI	BB	SO	LOB	TOP																			
13 Dustin Ackley, L (1,4) 1 Luis Antonio Rodriguez, Sr. (6,4) OBP: 0.500, SLG: 1.091 OBP: 0.176, SLG: 0.412	G6-3		K				G6-3	FC1-2 7 1B	K	3	1	1	3	0	1	1																				
55 Michael Saunders, L (1,8) 7 Darren Ford, R (6,8) OBP: 0.308, SLG: 0.900 OBP: 0.714, SLG: 0.600	K			G3	K		66 S 2B	1B		3	0	0	0	0	2	0																				
63 Jesus Montero, R (1,10) 66 Francisco Martinez, R (7,PH) OBP: 0.417, SLG: 0.750 OBP: 0.571, SLG: 1.000	L3			L9	1B		16 2B BB	G1-2-3		3	0	1	0	0	0	0																				
17 Justin Smoak, S (1,3) 91 Jharmidy De Jesus, R (6,3)		L6			K				G5-3	3	0	1	0	0	1	1																				
15 Kyle Seager, L (1,5) 16 Alex Liddi, R (6,5) OBP: 0.465, SLG: 0.500 OBP: 0.545, SLG: 0.571	F8			F8		F7			3 HR BB	3	0	0	0	0	0	1																				
30 Miguel Olivo, R (1,2) 3 Guillermo Quiroz, R (7,2) OBP: 0.273, SLG: 0.200 OBP: 0.333, SLG: 1.333	G5-3				33 HBP 61 1B	4 S 1B		K		4	2	2	0	0	1	2																				
4 Carlos Peguero, L (1,9) OBP: 0.375, SLG: 0.750			K2-3		K	33 CS 1B		64 1B 94 1B FC1-2 1B	G6-3	5	0	2	1	0	2	1																				
33 Casper Wells, R (1,7) 94 Mike Wilson, R (6,7) OBP: 0.400, SLG: 0.273 OBP: 0.571, SLG: 0.400			61 FC2-6 1B		61 1B 13 HR HBP	K		FC1-2 1B	1 WP 64 WP BB	2	1	1	0	0	1	1																				
61 Munenori Kawasaki, L (1,6) 64 Carlos Triunfel, R (7,6) OBP: 0.429, SLG: 0.333 OBP: 0.333, SLG: 0.200	FC2-6 13 BLK 13 S				13 HR 1B		E5 66 S 16 2B	7 1B 66 G1-2-3 1B	1 WP BB	3	2	1	1	0	0	1																				
Inning Stats	R: 0 E: 0 K: 1 S: 5	H: 0 LOB: 0 BB: 0 P: 5	R: 0 E: 0 K: 0 S: 3	H: 0 LOB: 0 BB: 0 P: 3	R: 0 E: 0 K: 2 S: 8	H: 1 LOB: 1 BB: 0 P: 9	R: 0 E: 0 K: 0 S: 4	H: 1 LOB: 1 BB: 0 P: 4	R: 4 E: 0 K: 3 S: 15	H: 4 LOB: 1 BB: 0 P: 19	R: 1 E: 0 K: 1 S: 6	H: 2 LOB: 1 BB: 0 P: 7	R: 2 E: 1 K: 1 S: 7	H: 1 LOB: 2 BB: 2 P: 15	R: 1 E: 0 K: 0 S: 6	H: 4 LOB: 2 BB: 0 P: 6	R: 2 E: 0 K: 1 S: 8	H: 1 LOB: 2 BB: 3 P: 22	1B: 10 2B: 3 3B: 0 HR: 2	SF: 0 SAC: 0 DP: 2 HBP: 1	WP: 2 PB: 0 SB: 4 CS: 1	PA: 46														
PITCHER	IP	WLS	BF	H	R	ER	SO	BB	IBB	HBP	BLK	WP	HR	S	P	ERA	WHIP	PITCHER		IP	WLS	BF	H	R	ER	SO	BB	IBB	HBP	BLK	WP	HR	S	P	ERA	WHIP
32 Chris Volstad, R (1,1) ERA: 0.00	3.0		10	1	0	0	3	0	0	0	1	0	0	16	17	0.00	0.333	76 Alberto Cabrera, R (7,1) ERA: 6.75		0.1	4	3	1	1	1	0	0	0	0	0	6	6	27.00	9.000		
34 Kerry Wood, R (4,1) ERA: 0.00	1.0	H	4	1	0	0	0	0	0	0	0	0	4	4	0.00	1.000	43 Trevor Miller, L (8,1) ERA: 0.00		1.0	3	1	0	0	0	0	0	0	0	0	3	3	0.00	1.000			
49 Carlos Marmol, R (5,1) ERA: 21.6	0.2	L	7	4	4	4	2	0	0	1	0	0	1	12	16	54.00	6.000	56 Casey Weathers, R (9,1) ERA: 9.00		1.0	7	1	2	2	1	3	0	0	0	2	1	8	22	18.00	4.000	
67 Blake Parker, R (5,1) ERA: 3.86	1.1		5	2	1	1	2	0	0	0	0	0	0	9	10	6.75	1.500																			
57 Scott Maine, L (7,1) ERA: 0.00	0.2		6	1	2	0	0	2	0	0	0	0	0	4	12	0.00	4.500																			

Seattle Mariners @ Chicago Cubs
Hohokam Park, Mesa, AZ
Thu Mar 08 2012, 3:05 PM - 6:17 PM EST
Att: 8,580 - Sunny - 65 F

AB 40
R 10
H 14
RBI 10
BB 5
SO 9
LOB 20



Batter	1	2	3	4	5	6	7	8	9	AB	R	H	RBI	BB	SO	LOB	BOTTOM																			
9 David DeJesus, L (1,9) 63 James Adduci, L (6,9) OBP: 0.500, SLG: 0.200 OBP: 0.500, SLG: 0.500	K	P5			F9	K			1B	3	0	0	0	0	1	2																				
24 Marlon Byrd, R (1,8) 59 Brett Jackson, L (6,8) OBP: 0.250, SLG: 0.250 OBP: 0.444, SLG: 0.714	L1		F8		G4-3		K		K	3	0	0	0	0	0	0																				
13 Starlin Castro, R (1,6) 73 Junior Lake, R (6,6) OBP: 0.308, SLG: 0.308 OBP: 0.286, SLG: 0.333			G3		L4		61 G1-3 61 S BB		L9	3	0	1	0	0	0	0																				
2 Ian Stewart, L (1,5) 61 Josh Vitters, R (7,5) OBP: 0.222, SLG: 0.125 OBP: 0.429, SLG: 0.400	G5-3		G4-3			47 1B 20 1B K	G1-3			3	1	0	0	0	1	1																				
12 Alfonso Soriano, R (1,7) 79 Jae-Hoon Ha, R (6,7) OBP: 0.625, SLG: 1.875 OBP: 0.375, SLG: 0.375		HR		K		P5	L7			2	1	1	1	0	1	0																				
44 Anthony Rizzo, L (1,3) 47 Blake Lalli, L (6,PH) OBP: 0.400, SLG: 0.333 OBP: 0.500, SLG: 0.500		K2-3		G4-3		20 1B 53 E 1B		K		2	0	0	0	0	1	0																				
3 Jeff Baker, R (1,4) 20 Matt Tolbert, S (6,4) OBP: 0.667, SLG: 1.000 OBP: 0.500, SLG: 0.500					5 WP 1B	53 E 5 G5-3 1B		F9		2	0	2	0	0	0	0																				
5 Reed Johnson, R (1,10) 55 Edgar Gonzalez, R (8,PH) OBP: 0.444, SLG: 0.375 OBP: 0.500, SLG: 0.500							G5-3		G5-3	2	0	1	0	1	0	2																				
53 Welington Castillo, R (1,2) 78 Michael Brently, S (7,2) OBP: 0.375, SLG: 0.875		K			F9		E6		K	3	0	0	0	0	1	5																				
Inning Stats	R: 0 E: 0 K: 1 S: 6	H: 1 LOB: 1 BB: 0 P: 6	R: 1 E: 0 K: 2 S: 10	H: 3 LOB: 2 BB: 0 P: 11	R: 0 E: 0 K: 0 S: 3	H: 0 LOB: 0 BB: 0 P: 3	R: 0 E: 0 K: 1 S: 6	H: 1 LOB: 2 BB: 1 P: 10	R: 0 E: 0 K: 0 S: 3	H: 0 LOB: 0 BB: 0 P: 3	R: 2 E: 2 K: 2 S: 11	H: 2 LOB: 2 BB: 0 P: 12	R: 0 E: 0 K: 1 S: 5	H: 0 LOB: 1 BB: 1 P: 10	R: 0 E: 0 K: 1 S: 5	H: 0 LOB: 0 BB: 0 P: 5	R: 0 E: 0 K: 2 S: 8	H: 1 LOB: 1 BB: 0 P: 8	1B: 6 2B: 1 3B: 0 HR: 1	SF: 0 SAC: 0 DP: 0 HBP: 0	WP: 1 PB: 0 SB: 2 CS: 0	PA: 39														
PITCHER	IP	WLS	BF	H	R	ER	SO	BB	IBB	HBP	BLK	WP	HR	S	P	ERA	WHIP	PITCHER		IP	WLS	BF	H	R	ER	SO	BB	IBB	HBP	BLK	WP	HR	S	P	ERA	WHIP
25 Kevin Millwood, R (1,1) ERA: 7.2	3.0		13	4	1	1	3	0	0	0	0	1	0	19	20	3.00	1.333	88 Steve Garrison, L (9,1) ERA: 4.5		1.0	4	1	0	0	2	0	0	0	0	8	8	0.00	1.000			
43 Brandon League, R (4,1) ERA: 0.00	1.0	W	5	1	0	0	1	1	0	0	0	1	0	6	10	0.00	2.000																			
54 Tom Wilhelmson, R (5,1) ERA: 0.00	2.0	H	10	2	2	0	2	0	0	0	0	0	0	14	15	0.00	1.000																			
23 Shawn Kelley, R (7,1) ERA: 0.00	1.0		4	0	0	0	1	1	0	0	0	0	0	5	10	0.00	1.000																			
38 Sean Henn, L (8,1) ERA: 0.00	1.0		3	0	0	0	1	0	0	0	0	0	0	5	5	0.00	0.000																			

Seattle Mariners @ Chicago Cubs
Hohokam Park, Mesa, AZ
Thu Mar 08 2012, 3:05 PM - 6:17 PM EST
Att: 8,580 - Sunny - 65 F

AB 37
R 3
H 8
RBI 2
BB 2
SO 10
LOB 17




Batter	1	2	3	4	5	6	7	8	9	AB	R	H	RBI	BB	SO	LOB	TOP								
9 David DeJesus, L (1.9) OBP: 0.364, SLG: 0.125										3	0	0	0	0	1	1	Chicago Cubs @ Milwaukee Brewers Maryvale Baseball Park, Phoenix, AZ Sat Mar 10 2012, 3:08 PM - 5:38 PM EST Att: 9,180 - Sunny - 71 F AB 37 R 6 H 10 RBI 5 BB 2 SO 8 LOB 13 								
11 Blake DeWitt, L (6.7) OBP: 0.667, SLG: 1.000										2	1	2	0	0	0	0									
5 Reed Johnson, R (1.7) OBP: 0.333, SLG: 0.273										3	0	0	0	0	2	0									
72 Matt Szczur, R (6.9) OBP: 0.600, SLG: 0.500										2	0	1	1	0	0	2									
13 Starlin Castro, R (1.6) OBP: 0.313, SLG: 0.500										3	1	1	1	0	1	0									
44 Anthony Rizzo, L (6.3) OBP: 0.333, SLG: 0.273										2	0	0	0	0	1	4									
6 Bryan LaHair, L (1.3) OBP: 0.143, SLG: 0.143										3	0	0	0	0	0	0									
56 Edgar Gonzalez, R (6.6) OBP: 0.286, SLG: 0.667										0	0	0	0	1	0	0									
18 Geovany Soto, R (1.2) OBP: 0.429, SLG: 0.714										2	0	0	0	0	1	0									
53 Weington Castillo, R (6.2) OBP: 0.364, SLG: 0.727										2	0	0	0	0	1	2									
2 Ian Stewart, L (1.5) OBP: 0.333, SLG: 0.273										3	1	2	0	0	0	0									
20 Matt Tolbert, S (7.5) OBP: 0.571, SLG: 0.500										0	1	0	0	1	0	0									
15 Darwin Barney, R (1.4) OBP: 0.333, SLG: 0.714										3	0	1	1	0	0	1									
62 Marcos Mateo, R (7.1) OBP: 0.111, SLG: 0.333										0	0	0	0	0	0	0									
60 Manny Corpas, R (8.1) OBP: 0.400, SLG: 0.400										0	0	0	0	0	0	0									
47 Blake Lalli, L (9.1) OBP: 0.400, SLG: 0.400										1	0	0	0	0	0	1									
27 Casey Coleman, L (9.1) OBP: 0.400, SLG: 0.400										0	0	0	0	0	0	0									
1 Tony Campana, L (1.8) OBP: 0.545, SLG: 0.800										3	0	0	0	0	0	1									
16 Joe Mather, R (8.8) OBP: 0.545, SLG: 0.800										1	1	1	1	0	0	0									
46 Ryan Dempster, R (1.1) OBP: 0.286, SLG: 0.667										1	0	0	0	0	1	0									
40 James Russell, L (4.1) OBP: 0.111, SLG: 0.333										0	0	0	0	0	0	0									
45 Adrian Cardenas, L (5.1) OBP: 0.111, SLG: 0.333										1	0	0	0	0	0	1									
67 Blake Parker, R (5.1) OBP: 0.111, SLG: 0.333										0	0	0	0	0	0	0									
99 Alfredo Amezaga, S (7.4) OBP: 0.571, SLG: 0.714										2	1	2	1	0	0	0									
Inning Stats	R: 0 E: 0 K: 1 S: 5	H: 0 LOB: 0 BB: 0 P: 5	R: 0 E: 0 K: 0 S: 4	H: 1 LOB: 1 BB: 0 P: 4	R: 0 E: 0 K: 1 S: 5	H: 0 LOB: 0 BB: 0 P: 5	R: 1 E: 0 K: 2 S: 8	H: 1 LOB: 0 BB: 0 P: 10	R: 1 E: 0 K: 0 S: 5	H: 2 LOB: 1 BB: 0 P: 5	R: 0 E: 0 K: 2 S: 7	H: 0 LOB: 0 BB: 0 P: 7	R: 0 E: 0 K: 0 S: 3	H: 0 LOB: 0 BB: 0 P: 3	R: 2 E: 1 K: 2 S: 10	H: 3 LOB: 2 BB: 1 P: 14	R: 2 E: 0 K: 0 S: 6	H: 3 LOB: 2 BB: 1 P: 10	1B: 6 2B: 2 3B: 1 HR: 1	SF: 0 SAC: 0 DP: 0 HBP: 0	WP: 2 PB: 0 SB: 0 CS: 0	PA: 39			
PITCHER	IP WLS BF H R ER SO BB IBB HBP BLK WP HR S P ERA WHIP	IP WLS BF H R ER SO BB IBB HBP BLK WP HR S P ERA WHIP	IP WLS BF H R ER SO BB IBB HBP BLK WP HR S P ERA WHIP	IP WLS BF H R ER SO BB IBB HBP BLK WP HR S P ERA WHIP	IP WLS BF H R ER SO BB IBB HBP BLK WP HR S P ERA WHIP	IP WLS BF H R ER SO BB IBB HBP BLK WP HR S P ERA WHIP	IP WLS BF H R ER SO BB IBB HBP BLK WP HR S P ERA WHIP	IP WLS BF H R ER SO BB IBB HBP BLK WP HR S P ERA WHIP	IP WLS BF H R ER SO BB IBB HBP BLK WP HR S P ERA WHIP	IP WLS BF H R ER SO BB IBB HBP BLK WP HR S P ERA WHIP	IP WLS BF H R ER SO BB IBB HBP BLK WP HR S P ERA WHIP	IP WLS BF H R ER SO BB IBB HBP BLK WP HR S P ERA WHIP	IP WLS BF H R ER SO BB IBB HBP BLK WP HR S P ERA WHIP	IP WLS BF H R ER SO BB IBB HBP BLK WP HR S P ERA WHIP	IP WLS BF H R ER SO BB IBB HBP BLK WP HR S P ERA WHIP	IP WLS BF H R ER SO BB IBB HBP BLK WP HR S P ERA WHIP	IP WLS BF H R ER SO BB IBB HBP BLK WP HR S P ERA WHIP	IP WLS BF H R ER SO BB IBB HBP BLK WP HR S P ERA WHIP	IP WLS BF H R ER SO BB IBB HBP BLK WP HR S P ERA WHIP	IP WLS BF H R ER SO BB IBB HBP BLK WP HR S P ERA WHIP	IP WLS BF H R ER SO BB IBB HBP BLK WP HR S P ERA WHIP	IP WLS BF H R ER SO BB IBB HBP BLK WP HR S P ERA WHIP	IP WLS BF H R ER SO BB IBB HBP BLK WP HR S P ERA WHIP	IP WLS BF H R ER SO BB IBB HBP BLK WP HR S P ERA WHIP	
38 Chris Narveson, L (1.1) ERA: 1.59	3.2 L 13 2 1 1 3 0 0 0 0 0 0 1 19 21 2.46 0.545	3.2 L 13 2 1 1 3 0 0 0 0 0 0 0 1 19 21 2.46 0.545	3.2 L 13 2 1 1 3 0 0 0 0 0 0 0 1 19 21 2.46 0.545	3.2 L 13 2 1 1 3 0 0 0 0 0 0 0 1 19 21 2.46 0.545	3.2 L 13 2 1 1 3 0 0 0 0 0 0 0 1 19 21 2.46 0.545	3.2 L 13 2 1 1 3 0 0 0 0 0 0 0 1 19 21 2.46 0.545	3.2 L 13 2 1 1 3 0 0 0 0 0 0 0 1 19 21 2.46 0.545	3.2 L 13 2 1 1 3 0 0 0 0 0 0 0 1 19 21 2.46 0.545	3.2 L 13 2 1 1 3 0 0 0 0 0 0 0 1 19 21 2.46 0.545	3.2 L 13 2 1 1 3 0 0 0 0 0 0 0 1 19 21 2.46 0.545	3.2 L 13 2 1 1 3 0 0 0 0 0 0 0 1 19 21 2.46 0.545	3.2 L 13 2 1 1 3 0 0 0 0 0 0 0 1 19 21 2.46 0.545	3.2 L 13 2 1 1 3 0 0 0 0 0 0 0 1 19 21 2.46 0.545	3.2 L 13 2 1 1 3 0 0 0 0 0 0 0 1 19 21 2.46 0.545	3.2 L 13 2 1 1 3 0 0 0 0 0 0 0 1 19 21 2.46 0.545	3.2 L 13 2 1 1 3 0 0 0 0 0 0 0 1 19 21 2.46 0.545	3.2 L 13 2 1 1 3 0 0 0 0 0 0 0 1 19 21 2.46 0.545	3.2 L 13 2 1 1 3 0 0 0 0 0 0 0 1 19 21 2.46 0.545	3.2 L 13 2 1 1 3 0 0 0 0 0 0 0 1 19 21 2.46 0.545	3.2 L 13 2 1 1 3 0 0 0 0 0 0 0 1 19 21 2.46 0.545	3.2 L 13 2 1 1 3 0 0 0 0 0 0 0 1 19 21 2.46 0.545	3.2 L 13 2 1 1 3 0 0 0 0 0 0 0 1 19 21 2.46 0.545	3.2 L 13 2 1 1 3 0 0 0 0 0 0 0 1 19 21 2.46 0.545	3.2 L 13 2 1 1 3 0 0 0 0 0 0 0 1 19 21 2.46 0.545	
50 Kameron Loe, R (4.1) ERA: 2.7	1.1 6 2 1 1 1 0 0 0 0 0 0 0 8 8 6.75 1.500	1.1 6 2 1 1 1 0 0 0 0 0 0 0 8 8 6.75 1.500	1.1 6 2 1 1 1 0 0 0 0 0 0 0 8 8 6.75 1.500	1.1 6 2 1 1 1 0 0 0 0 0 0 0 8 8 6.75 1.500	1.1 6 2 1 1 1 0 0 0 0 0 0 0 8 8 6.75 1.500	1.1 6 2 1 1 1 0 0 0 0 0 0 0 8 8 6.75 1.500	1.1 6 2 1 1 1 0 0 0 0 0 0 0 8 8 6.75 1.500	1.1 6 2 1 1 1 0 0 0 0 0 0 0 8 8 6.75 1.500	1.1 6 2 1 1 1 0 0 0 0 0 0 0 8 8 6.75 1.500	1.1 6 2 1 1 1 0 0 0 0 0 0 0 8 8 6.75 1.500	1.1 6 2 1 1 1 0 0 0 0 0 0 0 8 8 6.75 1.500	1.1 6 2 1 1 1 0 0 0 0 0 0 0 8 8 6.75 1.500	1.1 6 2 1 1 1 0 0 0 0 0 0 0 8 8 6.75 1.500	1.1 6 2 1 1 1 0 0 0 0 0 0 0 8 8 6.75 1.500	1.1 6 2 1 1 1 0 0 0 0 0 0 0 8 8 6.75 1.500	1.1 6 2 1 1 1 0 0 0 0 0 0 0 8 8 6.75 1.500	1.1 6 2 1 1 1 0 0 0 0 0 0 0 8 8 6.75 1.500	1.1 6 2 1 1 1 0 0 0 0 0 0 0 8 8 6.75 1.500	1.1 6 2 1 1 1 0 0 0 0 0 0 0 8 8 6.75 1.500	1.1 6 2 1 1 1 0 0 0 0 0 0 0 8 8 6.75 1.500	1.1 6 2 1 1 1 0 0 0 0 0 0 0 8 8 6.75 1.500	1.1 6 2 1 1 1 0 0 0 0 0 0 0 8 8 6.75 1.500	1.1 6 2 1 1 1 0 0 0 0 0 0 0 8 8 6.75 1.500	1.1 6 2 1 1 1 0 0 0 0 0 0 0 8 8 6.75 1.500	
59 John Axford, R (6.1) ERA: 3.0	1.0 3 0 0 0 2 0 0 0 0 0 0 0 7 7 0.00 0.000	1.0 3 0 0 0 2 0 0 0 0 0 0 0 7 7 0.00 0.000	1.0 3 0 0 0 2 0 0 0 0 0 0 0 7 7 0.00 0.000	1.0 3 0 0 0 2 0 0 0 0 0 0 0 7 7 0.00 0.000	1.0 3 0 0 0 2 0 0 0 0 0 0 0 7 7 0.00 0.000	1.0 3 0 0 0 2 0 0 0 0 0 0 0 7 7 0.00 0.000	1.0 3 0 0 0 2 0 0 0 0 0 0 0 7 7 0.00 0.000	1.0 3 0 0 0 2 0 0 0 0 0 0 0 7 7 0.00 0.000	1.0 3 0 0 0 2 0 0 0 0 0 0 0 7 7 0.00 0.000	1.0 3 0 0 0 2 0 0 0 0 0 0 0 7 7 0.00 0.000	1.0 3 0 0 0 2 0 0 0 0 0 0 0 7 7 0.00 0.000	1.0 3 0 0 0 2 0 0 0 0 0 0 0 7 7 0.00 0.000	1.0 3 0 0 0 2 0 0 0 0 0 0 0 7 7 0.00 0.000	1.0 3 0 0 0 2 0 0 0 0 0 0 0 7 7 0.00 0.000	1.0 3 0 0 0 2 0 0 0 0 0 0 0 7 7 0.00 0.000	1.0 3 0 0 0 2 0 0 0 0 0 0 0 7 7 0.00 0.000	1.0 3 0 0 0 2 0 0 0 0 0 0 0 7 7 0.00 0.000	1.0 3 0 0 0 2 0 0 0 0 0 0 0 7 7 0.00 0.000	1.0 3 0 0 0 2 0 0 0 0 0 0 0 7 7 0.00 0.000	1.0 3 0 0 0 2 0 0 0 0 0 0 0 7 7 0.00 0.000	1.0 3 0 0 0 2 0 0 0 0 0 0 0 7 7 0.00 0.000	1.0 3 0 0 0 2 0 0 0 0 0 0 0 7 7 0.00 0.000	1.0 3 0 0 0 2 0 0 0 0 0 0 0 7 7 0.00 0.000	1.0 3 0 0 0 2 0 0 0 0 0 0 0 7 7 0.00 0.000	
Mark Rogers, R (7.1) ERA: 18.0	1.0 3 0 0 0 2 0 0 0 0 0 0 0 3 3 0.00 0.000	1.0 3 0 0 0 2 0 0 0 0 0 0 0 3 3 0.00 0.000	1.0 3 0 0 0 2 0 0 0 0 0 0 0 3 3 0.00 0.000	1.0 3 0 0 0 2 0 0 0 0 0 0 0 3 3 0.00 0.000	1.0 3 0 0 0 2 0 0 0 0 0 0 0 3 3 0.00 0.000	1.0 3 0 0 0 2 0 0 0 0 0 0 0 3 3 0.00 0.000	1.0 3 0 0 0 2 0 0 0 0 0 0 0 3 3 0.00 0.000	1.0 3 0 0 0 2 0 0 0 0 0 0 0 3 3 0.00 0.000	1.0 3 0 0 0 2 0 0 0 0 0 0 0 3 3 0.00 0.000	1.0 3 0 0 0 2 0 0 0 0 0 0 0 3 3 0.00 0.000	1.0 3 0 0 0 2 0 0 0 0 0 0 0 3 3 0.00 0.000	1.0 3 0 0 0 2 0 0 0 0 0 0 0 3 3 0.00 0.000	1.0 3 0 0 0 2 0 0 0 0 0 0 0 3 3 0.00 0.000	1.0 3 0 0 0 2 0 0 0 0 0 0 0 3 3 0.00 0.000	1.0 3 0 0 0 2 0 0 0 0 0 0 0 3 3 0.00 0.000	1.0 3 0 0 0 2 0 0 0 0 0 0 0 3 3 0.00 0.000	1.0 3 0 0 0 2 0 0 0 0 0 0 0 3 3 0.00 0.000	1.0 3 0 0 0 2 0 0 0 0 0 0 0 3 3 0.00 0.000	1.0 3 0 0 0 2 0 0 0 0 0 0 0 3 3 0.00 0.000	1.0 3 0 0 0 2 0 0 0 0 0 0 0 3 3 0.00 0.000	1.0 3 0 0 0 2 0 0 0 0 0 0 0 3 3 0.00 0.000	1.0 3 0 0 0 2 0 0 0 0 0 0 0 3 3 0.00 0.000	1.0 3 0 0 0 2 0 0 0 0 0 0 0 3 3 0.00 0.000	1.0 3 0 0 0 2 0 0 0 0 0 0 0 3 3 0.00 0.000	
77 Jed Bradley, L (8.1) ERA: 18.0	1.0 7 3 2 2 2 1 0 0 0 1 0 10 14 18.00 4.000	1.0 7 3 2 2 2 1 0 0 0 1 0 10 14 18.00 4.000	1.0 7 3 2 2 2 1 0 0 0 1 0 10 14 18.00 4.000	1.0 7 3 2 2 2 1 0 0 0 1 0 10 14 18.00 4.000	1.0 7 3 2 2 2 1 0 0 0 1 0 10 14 18.00 4.000	1.0 7 3 2 2 2 1 0 0 0 1 0 10 14 18.00 4.000	1.0 7 3 2 2 2 1 0 0 0 1 0 10 14 18.00 4.000	1.0 7 3 2 2 2 1 0 0 0 1 0 10 14 18.00 4.000	1.0 7 3 2 2 2 1 0 0 0 1 0 10 14 18.00 4.000	1.0 7 3 2 2 2 1 0 0 0 1 0 10 14 18.00 4.000	1.0 7 3 2 2 2 1 0 0 0 1 0 10 14 18.00 4.000	1.0 7 3 2 2 2 1 0 0 0 1 0 10 14 18.00 4.000	1.0 7 3 2 2 2 1 0 0 0 1 0 10 14 18.00 4.000	1.0 7 3 2 2 2 1 0 0 0 1 0 10 14 18.00 4.000	1.0 7 3 2 2 2 1 0 0 0 1 0 10 14 18.00 4.000	1.0 7 3 2 2 2 1 0 0 0 1 0 10 14 18.00 4.000	1.0 7 3 2 2 2 1 0 0 0 1 0 10 14 18.00 4.000	1.0 7 3 2 2 2 1 0 0 0 1 0 10 14 18.00 4.000	1.0 7 3 2 2 2 1 0 0 0 1 0 10 14 18.00 4.000	1.0 7 3 2 2 2 1 0 0 0 1 0 10 14 18.00 4.000	1.0 7 3 2 2 2 1 0 0 0 1 0 10 14 18.00 4.000	1.0 7 3 2 2 2 1 0 0 0 1 0 10 14 18.00 4.000	1.0 7 3 2 2 2 1 0 0 0 1 0 10 14 18.00 4.000	1.0 7 3 2 2 2 1 0 0 0 1 0 10 14 18.00 4.000	1.0 7 3 2 2 2 1 0 0 0 1 0 10 14 18.00 4.000

Batter	1	2	3	4	5	6	7	8	9	AB	R	H	RBI	BB	SO	LOB	BOTTOM
23 Rickie Weeks Jr., R (1.4) OBP: 0.615, SLG: 0.750										2	0	1	0	1	0	0	Chicago Cubs @ Milwaukee Brewers Maryvale Baseball Park, Phoenix, AZ Sat Mar 10 2012, 3:08 PM - 5:38 PM EST Att: 9,180 - Sunny - 71 F AB 31 R 1

Batter	1	2	3	4	5	6	7	8	9	AB	R	H	RBI	BB	SO	LOB	TOP																
9 David DeJesus, L (1.9) OBP: 0.357, SLG: 0.100	0-0 P5		1-0 HBP		0-3 K		0-3 K			2	0	0	0	0	1	0	Chicago Cubs @ Los Angeles Dodgers Camelback Ranch, Glendale, AZ Sun Mar 11 2012, 3:07 PM - 6:04 PM EDT Att: 10,380 - Partly Cloudy - 72 F																
61 Josh Vitters, R (6.5) OBP: 0.333, SLG: 0.286										1	0	0	0	0	1	2																	
3 Jeff Baker, R (1.4) OBP: 0.417, SLG: 0.545	4-0 BB		0-0 P3		0-0 G6-3		0-0 F9			2	0	0	0	1	0	2																	
72 Matt Szczur, R (6.8) OBP: 0.500, SLG: 0.400										1	0	0	0	0	0	2																	
13 Starlin Castro, R (1.6) OBP: 0.263, SLG: 0.421	0-0 G6-3		0-0 FC5-4			0-0 G4-3		0-0 FC6-4		3	0	0	0	0	0	3																	
59 Brett Jackson, L (6.7) OBP: 0.455, SLG: 0.667										1	0	1	0	0	0	0																	
11 Blake DeWitt, L (1.5) OBP: 0.667, SLG: 0.900	0-0 G3-1			4-0 BB		0-0 G5-3		0-0 FC6-4		2	0	1	0	1	0	1																	
41 Bobby Seales, S (6.6) OBP: 0.333, SLG: 0.200										1	0	0	0	0	0	1																	
24 Marlon Byrd, R (1.8) OBP: 0.286, SLG: 0.462		0-0 P6		4-0 BB		0-0 G5-3		0-0 F8		2	0	0	0	1	0	1																	
45 Adrian Cardenas, L (6.4) OBP: 0.100, SLG: 0.300										1	0	0	0	0	0	1																	
5 Read Johnson, R (1.7) OBP: 0.333, SLG: 0.231	0-0 P4			4-0 BB		0-0 G4-3		0-0 G3		2	0	0	0	1	0	1																	
63 James Adduci, L (6.9) OBP: 0.429, SLG: 0.429										1	0	0	0	0	0	1																	
53 Wellington Castillo, R (1.2) OBP: 0.500, SLG: 0.875	0-0 G6-3									3	0	1	0	0	1	2																	
51 Steve Clevenger, L (7.2) OBP: 0.500, SLG: 0.875										0	0	0	0	1	0	0																	
44 Anthony Rizzo, L (1.3) OBP: 0.357, SLG: 0.308			0-0 G6-4-3		0-0 P6		0-0 L6		0-0 F7-6-3	2	0	1	0	0	0	2																	
47 Blake Lalli, L (7.7) OBP: 0.286, SLG: 0.286										2	0	0	0	0	0	2																	
23 Matt Garza, R (1.1) ERA: 9.0			0-0 G6-4-3		0-0 B5-3		0-0 2B		0-0 G4-3	0	0	0	0	0	0	0																	
88 Chris Rusin, L (2.1) ERA: 3.38										0	0	0	0	0	0	0																	
21 Andy Sonnanstine, R (3.1) ERA: 3.38										0	0	0	0	0	0	0																	
75 Ryan Searle, R (4.1) ERA: 9.0										0	0	0	0	0	0	0																	
66 Jeff Beveau, L (5.1) ERA: 18.0										0	0	0	0	0	0	0																	
Inning Stats	R: 0 E: 0 K: 0 S: 3	H: 0 LOB: 1 BB: 1 P: 7	R: 0 E: 0 K: 0 S: 3	H: 0 LOB: 0 BB: 3	R: 0 E: 0 K: 0 S: 4	H: 1 LOB: 2 BB: 0 P: 5	R: 0 E: 0 K: 1 S: 4	H: 0 LOB: 2 BB: 3 P: 16	R: 0 E: 0 K: 1 S: 5	H: 0 LOB: 0 BB: 0 P: 5	R: 0 E: 0 K: 0 S: 4	H: 1 LOB: 1 BB: 0 P: 4	R: 0 E: 0 K: 1 S: 7	H: 2 LOB: 2 BB: 0 P: 7	R: 0 E: 0 K: 0 S: 4	H: 1 LOB: 1 BB: 1 P: 6	1B: 4 2B: 2 3B: 0 HR: 0	SF: 0 SAC: 0 DP: 1 HBP: 1	WP: 0 PB: 0 SB: 0 CS: 0	PA: 36													
PITCHER	IP WLS BF H R ER SO BB IBB HBP BLK WP HR S P ERA WHIP	29 Ted Lilly, L (1.1) ERA: 9.0 3.0 W 12 1 0 0 0 1 1 0 1 0 0 0 0 10 16 0.00 0.667 55 Matt Guerrier, R (4.1) ERA: 3.00 1.0 5 0 0 0 0 1 3 0 0 0 0 0 0 4 16 0.00 3.000 60 Todd Coffey, R (5.1) ERA: 0.00 1.0 3 0 0 0 1 0 0 0 0 0 0 0 0 5 5 0.00 0.000 66 Mike MacDougal, R (6.1) ERA: 1.00 1.0 4 1 0 0 0 0 0 0 0 0 0 0 0 4 4 0.00 1.000 33 John Grabow, L (7.1) ERA: 2.00 1.0 5 2 0 0 1 0 0 0 0 0 0 0 0 7 7 0.00 2.000															IP WLS BF H R ER SO BB IBB HBP BLK WP HR S P ERA WHIP	61 Alberto Castillo, L (8.1) ERA: 1.00 1.0 4 1 0 0 0 0 0 0 0 0 0 0 0 4 4 0.00 1.000 70 Will Savage, R (9.1) ERA: 1.00 1.0 3 0 0 0 0 0 1 0 0 0 0 0 0 2 6 0.00 1.000															IP WLS BF H R ER SO BB IBB HBP BLK WP HR S P ERA WHIP

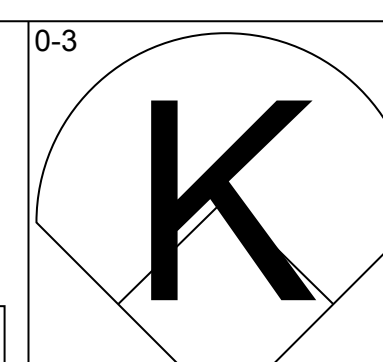
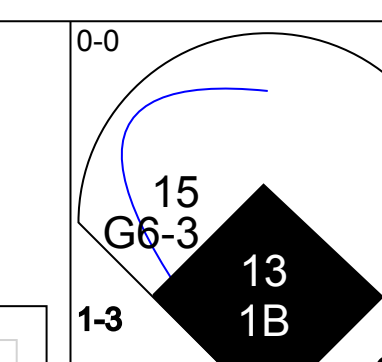
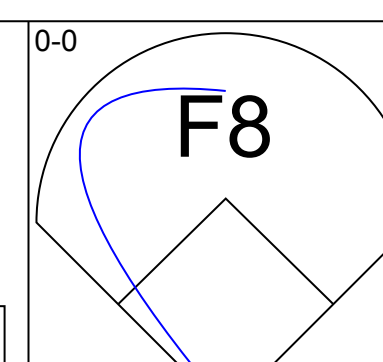
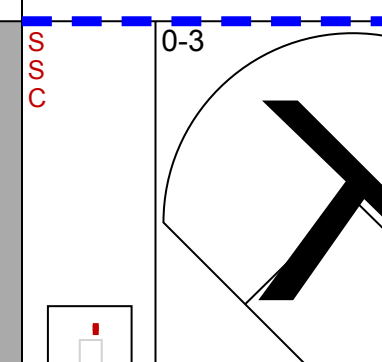
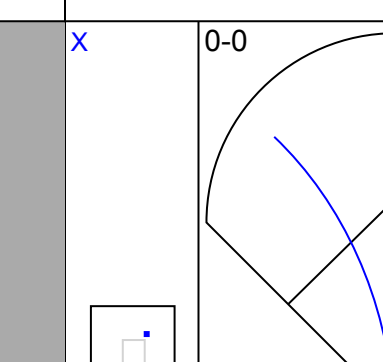

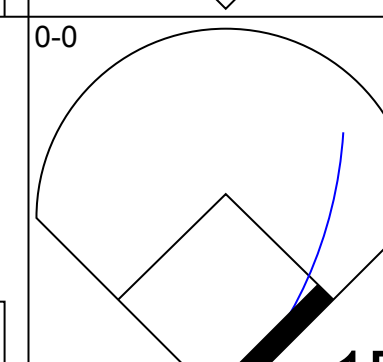
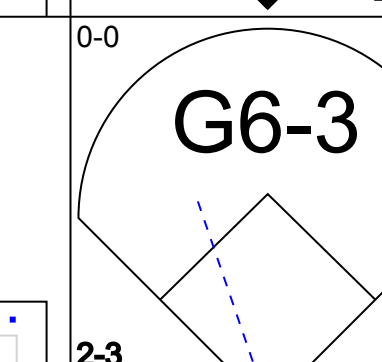
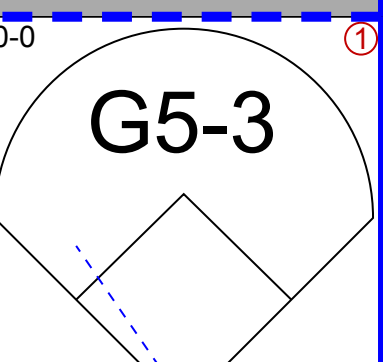
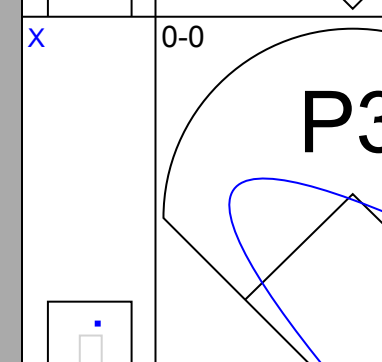
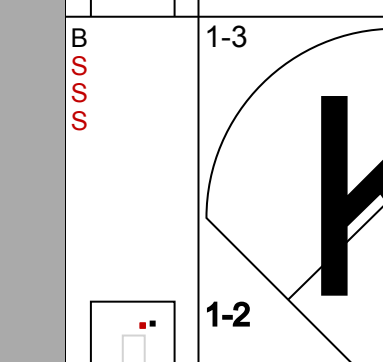
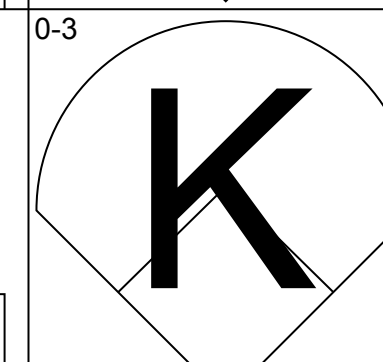
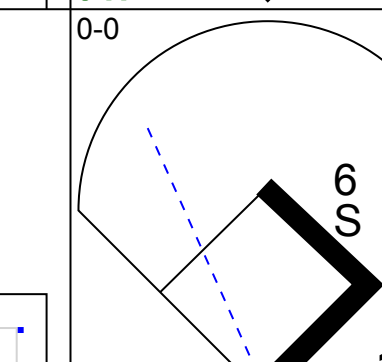
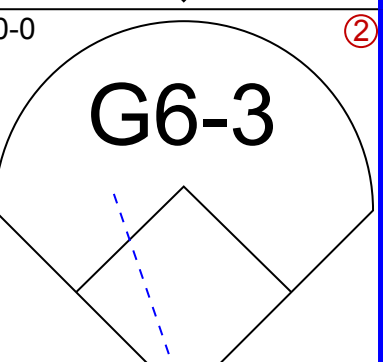
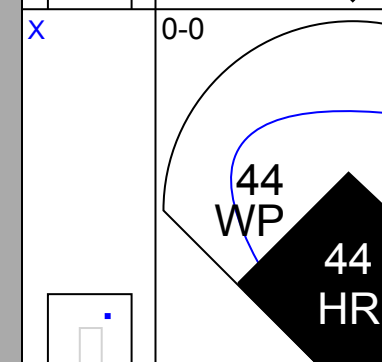
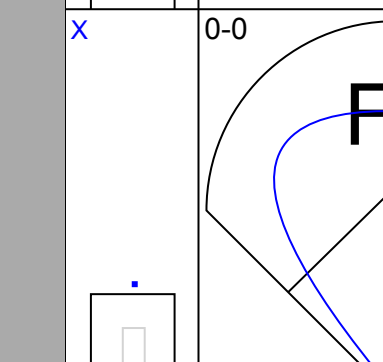
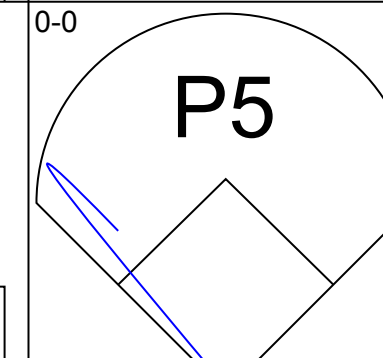
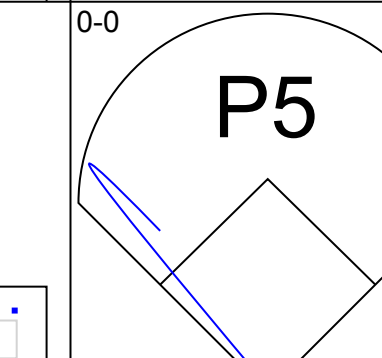
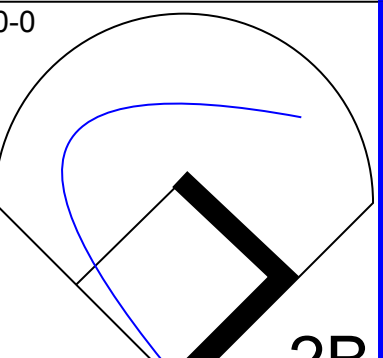
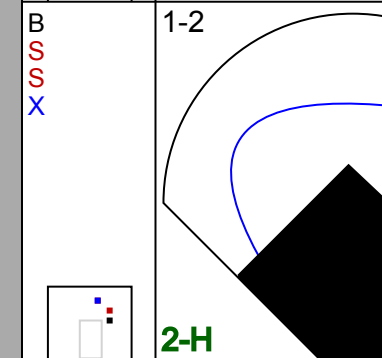
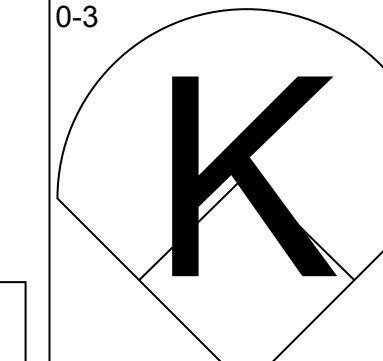
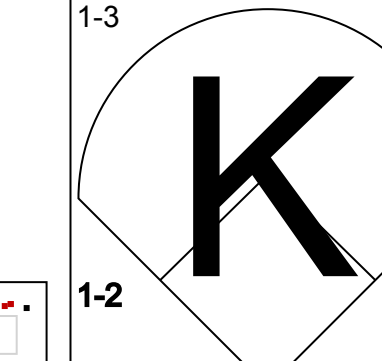
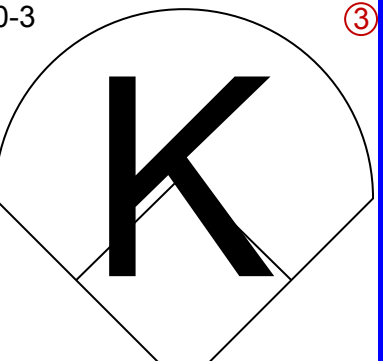
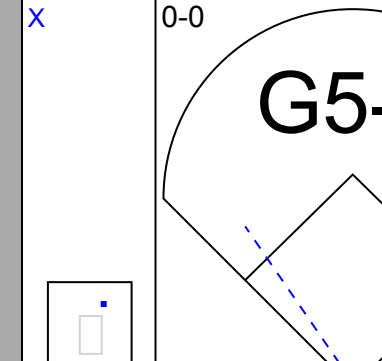

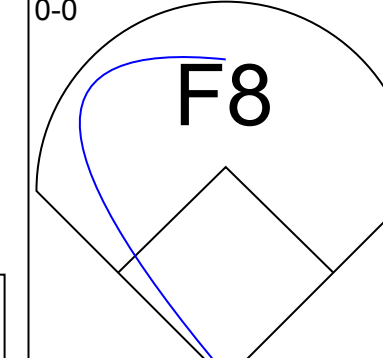

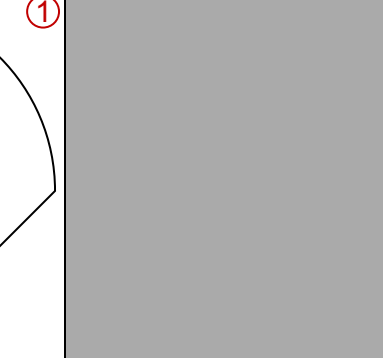

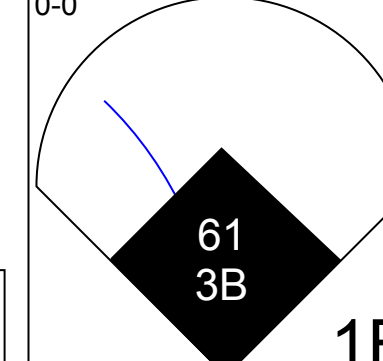

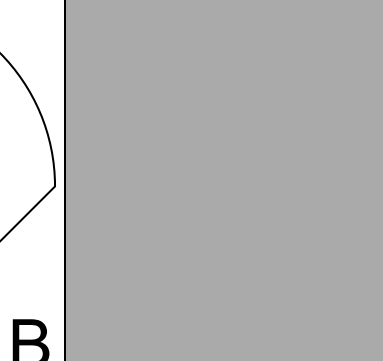

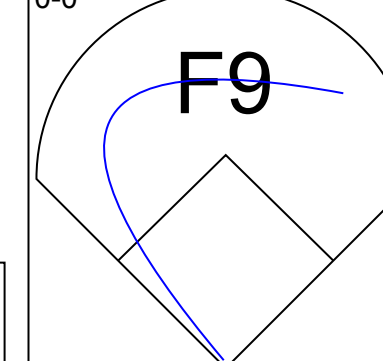

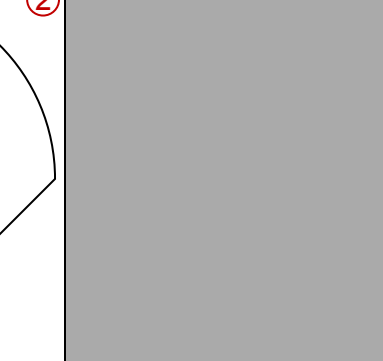
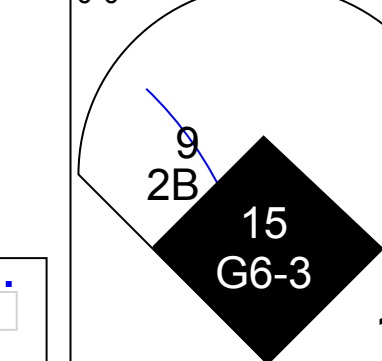
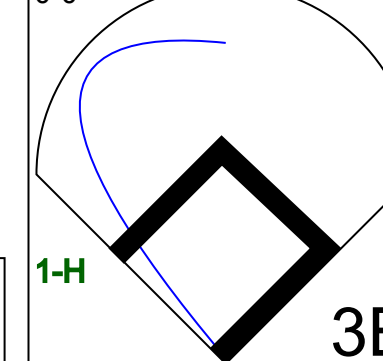

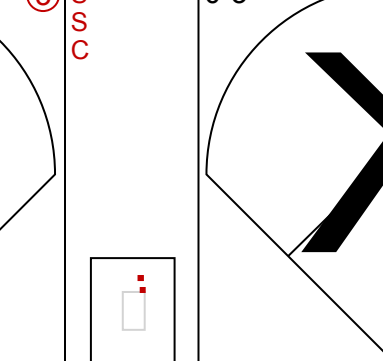
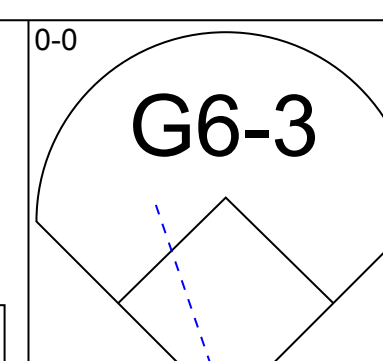
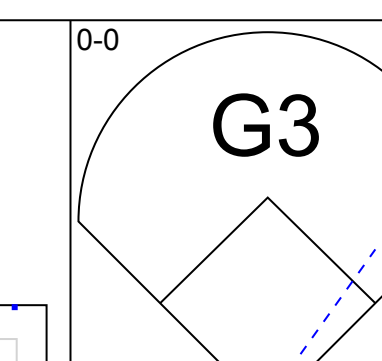
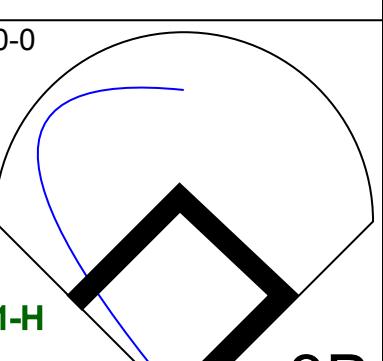
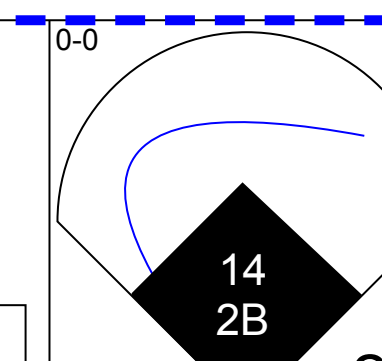


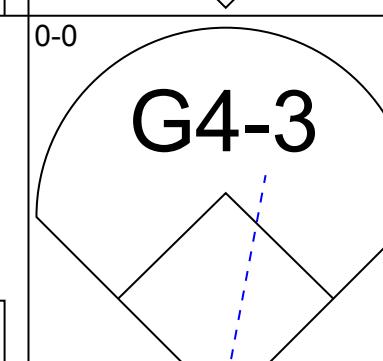
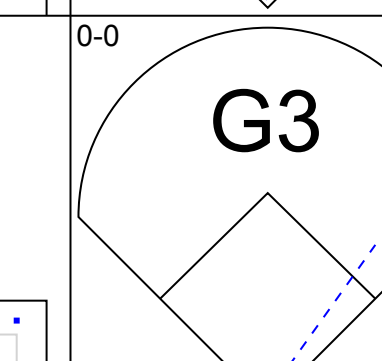
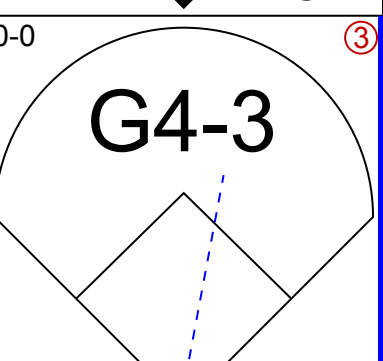
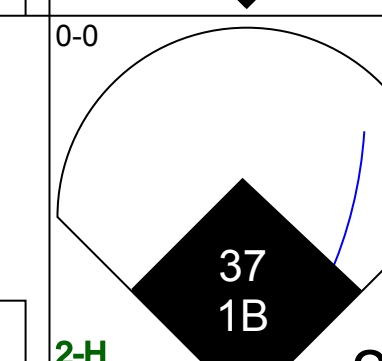

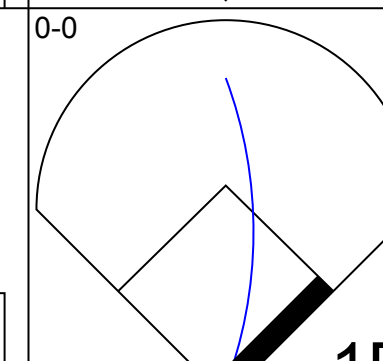
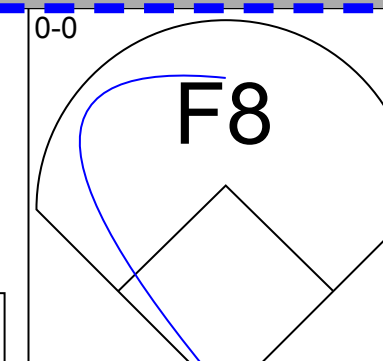

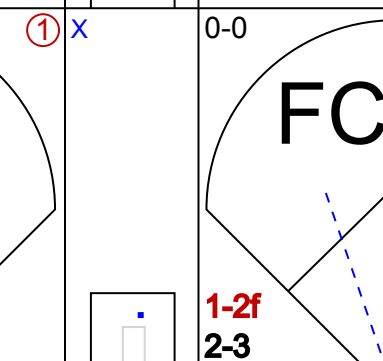

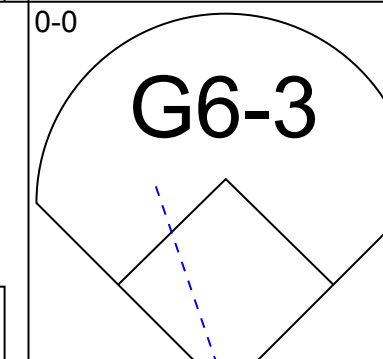
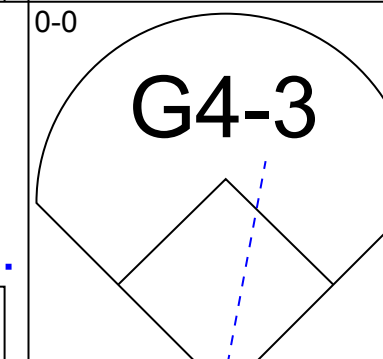

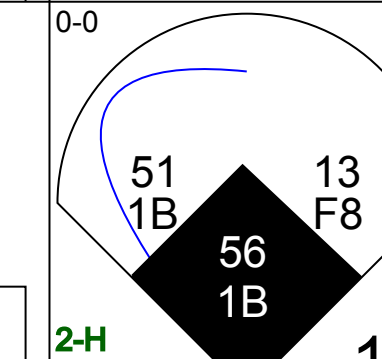


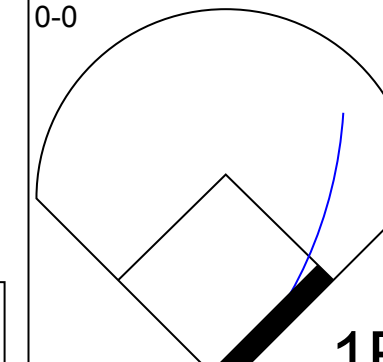

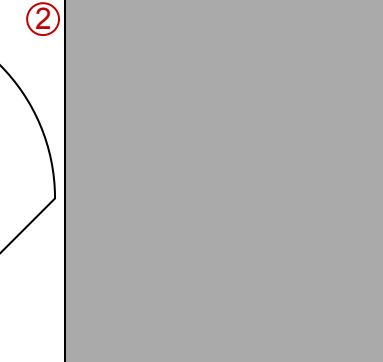

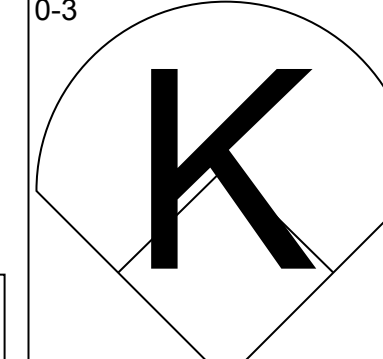
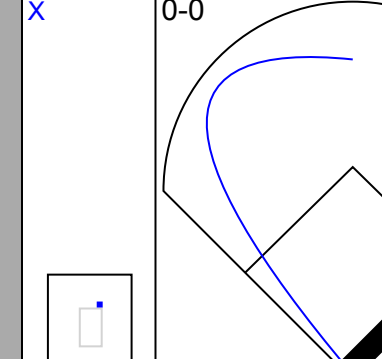


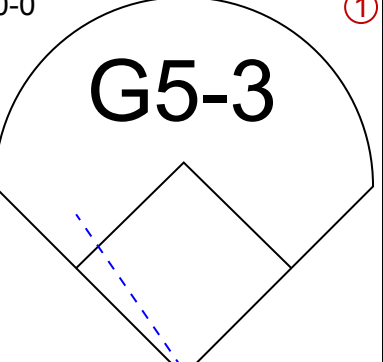
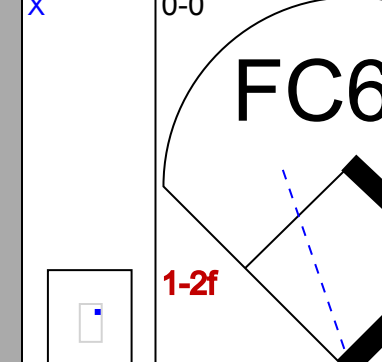
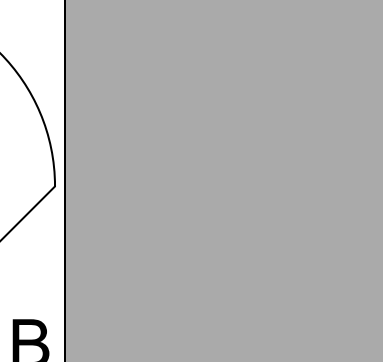

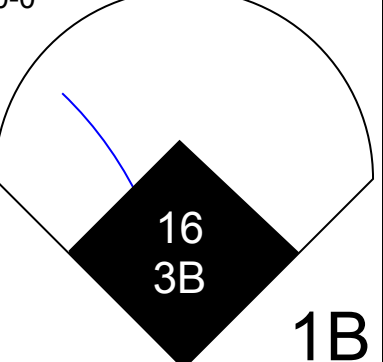
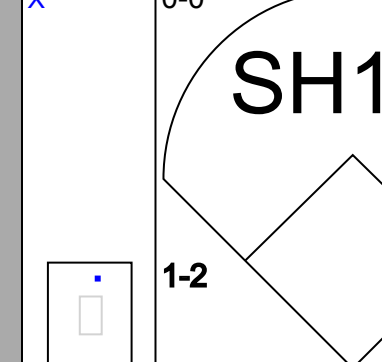
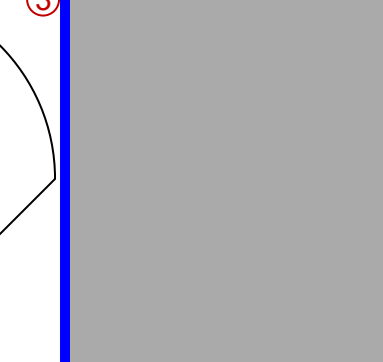
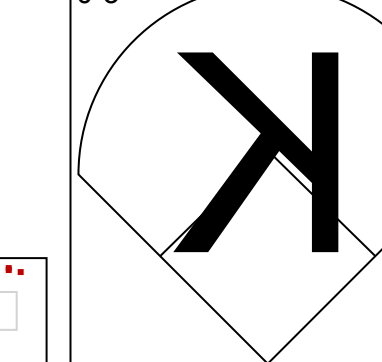
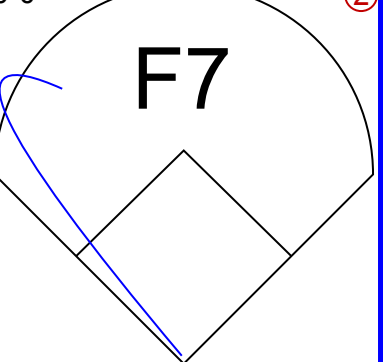
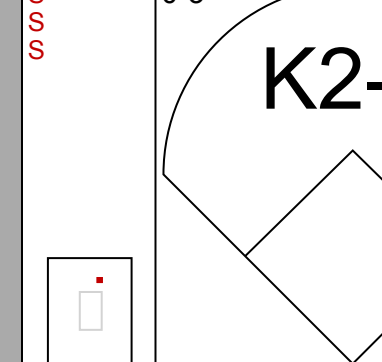

AB 30
R 0
H 5
RBI 0
BB 5
SO 3
LOB 22



Batter	1	2	3	4	5	6	7	8	9	AB	R	H	RBI	BB	SO	LOB	BOTTOM																
10 Tony Gwynn Jr., L (1.10) OBP: 0.385, SLG: 0.364	0-0 G4-3			0-0 G4-6-3						3	0	1	2	0	0	2	Chicago Cubs @ Los Angeles Dodgers Camelback Ranch, Glendale, AZ Sun Mar 11 2012, 3:07 PM - 6:04 PM EDT Att: 10,380 - Partly Cloudy - 72 F																
13 Ivan De Jesus Jr., R (7.7) OBP: 0.376, SLG: 0.365		1-2 2H 3H 1B								1	0	0	0	0	0	0																	
14 Mark Ellis, R (1.4) OBP: 0.231, SLG: 0.385	0-0 G6-3	2 SAFE	0-0 G6-3		0-3 K		0-0 F9			3	0	0	0	1	2																		
76 Alex Castellanos, R (6.4) OBP: 0.308, SLG: 0.789										1	0	0	0	0	0	0																	
7 James Loney, L (1.3) OBP: 0.429, SLG: 0.364	0-0 G4-3		0-0 G6-4-3		0-3 K		0-0 P4			3	0	1	0	0	1	0																	
67 Jeff Baisley, R (6.3) OBP: 0.222, SLG: 0.222										1	0	0	0	0	0	0																	
23 Jerry Sands, R (1.7) OBP: 0.286, SLG: 0.250		0-0 BB	0-0 G6-4-3		0-3 K		0-0 G6-4-3			3	1	1	0	0	1	1																	
48 Cory Sullivan, L (6.7) OBP: 0.500, SLG: 0.833		49 1B 12 BB 5 HBP								1	0	1	0	0	0	0																	
5 Juan Uribe, R (1.5) OBP: 0.400, SLG: 0.143	1-0 BB		0-3 K		0-0 G5-3		0-0 G6-4-3			2	1	0	0	0	1	0																	
37 Josh Fields, R (7.5) OBP: 0.583, SLG: 0.917		12 BB 63 BB								1	0	0	0	0	0	1																	
49 Trent Oeltgen, L (1.9) OBP: 0.308, SLG: 0.385	0-0 BB			0-0 G6-4-3		0-3 K		0-0 K		3	2	2	0	0	1	0																	
77 Scott Van Slyke, R (7.9) OBP: 0.462, SLG: 0.600		63 BB 10 BB								0	0	0	0	0	0	0																	
31 Tim Federowicz, R (1.2) OBP: 0.667, SLG: 1.000	0-3 K			0-0 L8		0-0 E6		0-3 K		3	0	0	0	0	1	4																	
82 Griff Erickson, S (7.2) OBP: 0.667, SLG: 1.000										0	0	0	0	0	0	0																	
12 Justin Sellers, R (1.6) OBP: 0.563, SLG: 0.455	4-0 BB			4-0 BB		0-3 K		0-0 K		1	1	0	1	2	1	1																	
65 Luis Alfonso Cruz, R (7.6) OBP: 0.143, SLG: 0.143		1-2 2-3 3-H								0	0	0	0	0	0	0																	
63 Matt Angle, L (1.8) OBP: 0.385, SLG: 0.200	4-0 BB			0-0 G4-6-3				0-0 F7		2	0	1	2	1	0	0																	
Inning Stats	R: 0 E: 0 K: 0 S: 3	H: 3 LOB: 1 BB: 2 P: 7	R: 0 E: 0 K: 1 S: 5	H: 1 LOB: 0 BB: 0 P: 5	R: 1 E: 0 K: 0 S: 4	H: 2 LOB: 1 BB: 1 P: 8	R: 0 E: 0 K: 3 S: 9	H: 0 LOB: 0 BB: 0 P: 9	R: 0 E: 0 K: 2 S: 8	H: 0 LOB: 1 BB: 0 P: 8	R: 0 E: 0 K: 0 S: 3	H: 0 LOB: 0 BB: 0 P: 3	R: 0 E: 0 K: 0 S: 3	H: 1 LOB: 0 BB: 0 P: 3	1B: 6 2B: 1 3B: 0 HR: 0	SF: 0 SAC: 0 DP: 3 HBP: 1	WP: 0 PB: 0 SB: 0 CS: 2	PA: 32															
PITCHER	IP WLS BF H R ER SO BB IBB HBP BLK WP HR S P ERA WHIP	22 Matt Garza, R (1.1) ERA: 3.38 1.1 L 10 3 4 4 1 0 0 0 0 0 0 0 0 1 1 0.00 3.750 88 Chris Rusin, L (2.1) ERA: 3.38 0.2 1 0 0 0 0 0 0 0 0 0 0 0 1 1 0.00 0.000 21 Andy Sonnanstine, R (3.1) ERA: 3.38 1.0 3 1 0 0 1 0 0 0 0 0 0 0 5 5 0.00 1.000 75 Ryan Searle, R (4.1) ERA: 9.0 1.0 5 2 1 1 1 0 1 0 0 0 0 0 4 8 9.00 3.000 66 Jeff Beveau, L (5.1) ERA: 18.0 2.0 7 0 0 0 5 0 0 0 0 0 0 0 17 17 0.00 0.000															IP WLS BF H R ER SO BB IBB HBP BLK WP HR S P ERA WHIP	43 Trevor Miller, L (7.1) ERA: 1.00 1.0 3 1 0 0 0 0 0 0 0 0 0 0 3 3 0.00 1.000 70 Andrew McKirahan, L (8.1) ERA: 1.00 1.0 3 1 0 0 0 0 0 0 0 0 0 0 3 3 0.00 1.000															IP WLS BF H R ER SO BB IBB HBP BLK WP HR S P ERA WHIP

AB 28
R 5
H 7
RBI 5
BB 3
SO 7
LOB 11



Batter	1	2	3	4	5	6	7	8	9	AB	R	H	RBI	BB	SO	LOB	TOP						
9 David DeJesus, L (1.9) OBP: 0.353, SLG: 0.231 59 Brett Jackson, L (5.7) OBP: 0.500, SLG: 0.615			 15 G6-3 13 1B 2B						 55 S 1B	3	1	1	0	0	1	1	<p>Chicago Cubs @ San Francisco Giants Scottsdale Stadium, Scottsdale, AZ Tue Mar 13 2012, 4:06 PM - 6:50 PM EDT Att: 11,447 - Sunny - 78 F</p> <p>AB 39 R 5 H 13 RBI 5 BB 0 SO 10 LOB 14</p> 						
15 Darwin Barney, R (1.4) OBP: 0.421, SLG: 0.684 55 Edgar Gonzalez, R (5.6) OBP: 0.300, SLG: 0.667			 2-3 3-H 1B						 1-2	3	0	1	1	0	0	1							
13 Starlin Castro, R (1.6) OBP: 0.273, SLG: 0.499 45 Adrian Cardenas, L (5.4) OBP: 0.167, SLG: 0.417			 3-H 1B				 44 HR 2B		 3	3	0	1	1	0	1	1							
12 Alfonso Soriano, R (1.7) OBP: 0.529, SLG: 1.412 44 Anthony Rizzo, L (5.3) OBP: 0.400, SLG: 0.571			 2		 3		 HR			3	0	1	0	0	0	2							
6 Bryan LaHair, L (1.3) OBP: 0.150, SLG: 0.150 65 Jay Jackson, R (5.1) 21 Andy Sonnanstine, L (8.1) 76 Alberto Cabrera, R (9.1)			 1-2		 3		 3			3	0	0	0	0	3	2							
16 Joe Mather, R (1.5) OBP: 0.533, SLG: 1.000 11 Blake DeWitt, L (6.5) OBP: 0.643, SLG: 0.818							 1		 1	3	0	1	0	0	1	0							
51 Steve Clevenger, L (1.2) 53 Wellington Castillo, R (6.2) OBP: 0.400, SLG: 0.667				 1B			 2		 1B	3	1	1	0	0	0	1							
17 Dave Sappelt, R (1.8) 1 Tony Campana, L (6.8)				 2			 3		 2	3	0	1	0	0	0	2							
32 Chris Volstad, R (1.1) OBP: 1.000, SLG: 1.000 61 Josh Vitters, R (4. PH) OBP: 0.400, SLG: 0.625 57 Scott Maine, L (4.1) 72 Matt Szczer, R (5.9) OBP: 0.375, SLG: 0.286			 15 G6-3 1B	 3B			 3		 1-2	1	1	1	0	0	0	0							
Inning Stats	R: 0 E: 0 K: 2 S: 8	H: 1 LOB: 1 BB: 0 P: 8	R: 0 E: 0 K: 1 S: 6	H: 1 LOB: 1 BB: 0 P: 6	R: 2 E: 0 K: 1 S: 8	H: 3 LOB: 1 BB: 0 P: 9	R: 1 E: 0 K: 0 S: 5	H: 2 LOB: 1 BB: 0 P: 5	R: 0 E: 0 K: 1 S: 6	H: 1 LOB: 1 BB: 0 P: 6	R: 2 E: 0 K: 1 S: 9	H: 2 LOB: 0 BB: 0 P: 10	R: 0 E: 0 K: 1 S: 5	H: 1 LOB: 1 BB: 0 P: 6	R: 0 E: 0 K: 2 S: 8	H: 1 LOB: 1 BB: 0 P: 9		1B: 6 2B: 4 3B: 2 HR: 1	SF: 0 SAC: 0 DP: 0 HBP: 0	WP: 1 PB: 0 SB: 2 CS: 1	PA: 40		
PITCHER	IP WLS BF H R ER SO BB IBB HBP BLK WP HR S P ERA WHIP	IP WLS BF H R ER SO BB IBB HBP BLK WP HR S P ERA WHIP	60 Heath Hembree, R (9.1) ERA: 2.25 IP: 1.0 WLS: 4 BF: 1 H: 0 R: 0 ER: 0 SO: 2 BB: 0 IBB: 0 HBP: 0 BLK: 0 WP: 0 HR: 0 S: 8 P: 9 ERA: 0.00 WHIP: 1.000																				
Batter	1	2	3	4	5	6	7	8	9	AB	R	H	RBI	BB	SO	LOB		BOTTOM					
16 Angel Pagan, S (1.8) OBP: 0.296, SLG: 0.385 10 Gary Brown, R (9.8) OBP: 0.182, SLG: 0.182			 2		 3B			 2B	 14 S 1B	4	1	2	1	0	0	0	<p>Chicago Cubs @ San Francisco Giants Scottsdale Stadium, Scottsdale, AZ Tue Mar 13 2012, 4:06 PM - 6:50 PM EDT Att: 11,447 - Sunny - 78 F</p> <p>AB 38 R 4 H 12 RBI 4 BB 1 SO 4 LOB 15</p> 						
53 Melky Cabrera, S (1.7) OBP: 0.481, SLG: 0.963 41 Jeremy Affeldt, L (6.1) ERA: 1.9 14 Mike Fontenot, L (7.4) OBP: 0.667, SLG: 0.889 64 Nick Noonan, L (9. PR) OBP: 0.571, SLG: 0.500			 3		 3			 2B	 BB	3	0	0	0	0	0	1							
48 Pablo Sandoval, S (1.5) OBP: 0.269, SLG: 0.458 6 Brett Pill, R (7.3) OBP: 0.313, SLG: 0.567				 1		 1		 1	 FC6-4	3	0	1	0	0	0	0							
28 Buster Posey, R (1.2) 37 Chris Stewart, R (5.2) OBP: 0.333, SLG: 0.533 7 Gregor Blanco, L (9. PH) OBP: 0.593, SLG: 0.565				 2		 2		 56 1B F8	 3	2	0	0	0	0	0	1							
17 Aubrey Huff, L (1.3) OBP: 0.375, SLG: 0.591 54 Sergio Romo, R (7.1) 13 Joaquin Arias, R (8.5) OBP: 0.211, SLG: 0.235				 1		 3		 2		3	0	1	0	0	0	0							
9 Brandon Belt, L (1.9) OBP: 0.379, SLG: 0.630 51 Justin Christian, R (8.7) OBP: 0.280, SLG: 0.280				 3			 1B	 1B		3	0	1	0	0	1	1							
5 Ryan Theriot, R (1.4) OBP: 0.318, SLG: 0.300 56 Tyler Graham, R (8.9) OBP: 0.182, SLG: 0.100					 1		 35 SH1-3	 1B		3	0	1	0	0	0	1							
35 Brandon Crawford, L (1.6) OBP: 0.500, SLG: 0.556 59 Guillermo Mota, R (8.1) ERA: 1.9 29 Héctor Sánchez, S (8. PH) OBP: 0.389, SLG: 1.063 60 Heath Hembree, R (9.1) ERA: 2.25					 1B		 2	 1B		2	1	1	0	0	0	1							
40 Madison Bumgarner, R (1.1) 65 Steve Edlefsen, R (5.1) ERA: 1.9 12 Nate Schierholtz, L (5. PH) OBP: 0.398, SLG: 0.399 2 Emmanuel Buttriss, S (6.7) OBP: 0.440, SLG: 0.565			 1		 2		 3		 1	1	0	0	0	0	1	0							
Inning Stats	R: 0 E: 0 K: 0 S: 4	H: 1 LOB: 1 BB: 0 P: 4	R: 0 E: 0 K: 0 S: 4	H: 1 LOB: 1 BB: 0 P: 4	R: 0 E: 0 K: 1 S: 5	H: 0 LOB: 0 BB: 0 P: 5	R: 0 E: 0 K: 1 S: 6	H: 1 LOB: 1 BB: 0 P: 6	R: 1 E: 0 K: 0 S: 5	H: 2 LOB: 1 BB: 0 P: 5	R: 0 E: 0 K: 0 S: 3	H: 0 LOB: 0 BB: 0 P: 3	R: 0 E: 0 K: 1 S: 6	H: 1 LOB: 1 BB: 0 P: 6	R: 3 E: 0 K: 1 S: 10	H: 5 LOB: 2 BB: 0 P: 10		R: 0 E: 0 K: 0 S: 4	H: 1 LOB: 2 BB: 1 P: 8	1B: 9 2B: 2 3B: 1 HR: 0	SF: 0 SAC: 1 DP: 0 HBP: 0	WP: 0 PB: 0 SB: 1 CS: 0	PA: 40
PITCHER	IP WLS BF H R ER SO BB IBB HBP BLK WP HR S P ERA WHIP	IP WLS BF H R ER SO BB IBB HBP BLK WP HR S P ERA WHIP	32 Chris Volstad, R (1.1) ERA: 3.72 IP: 3.0 WLS: 4 BF: 11 H: 2 R: 0 ER: 0 SO: 0 BB: 0 IBB: 0 HBP: 0 BLK: 0 WP: 0 HR: 0 S: 13 P: 13 ERA: 0.00 WHIP: 0.667																				
57 Scott Maine, L (4.1) ERA: 1.9 65 Jay Jackson, R (5.1) ERA: 1.9 21 Andy Sonnanstine, R (8.1) ERA: 9.0 76 Alberto Cabrera, R (9.1) ERA: 3.96	IP WLS BF H R ER SO BB IBB HBP BLK WP HR S P ERA WHIP	IP WLS BF H R ER SO BB IBB HBP BLK WP HR S P ERA WHIP	60 Heath Hembree, R (9.1) ERA: 2.25 IP: 1.0 WLS: 4 BF: 1 H: 0 R: 0 ER: 0 SO: 2 BB: 0 IBB: 0 HBP: 0 BLK: 0 WP: 0 HR: 0 S: 8 P: 9 ERA: 0.00 WHIP: 1.000																				

Batter	1	2	3	4	5	6	7	8	9	AB	R	H	RBI	BB	SO	LOB	TOP					
9 David DeJesus, L (1, 9) 1 Tony Campana, L (6, 8)	F7		F9				B1-3	G4-3		3	0	1	0	0	0	0						
11 Blake DeWitt, L (1, 4) 55 Edgar Gonzalez, R (6, FR) (5, 4)	G3-1		G6-3					F8		2	0	0	0	0	0	0						
45 Adrian Cardenas, L (1, 5)	G4-3						F8			5	1	1	0	0	1	3						
6 Bryan LaHair, L (1, 3)										5	1	3	0	0	2	1						
16 Joe Mather, R (1, 8) 63 James Adduci, L (6, 9)	K		G4-3				E6			3	1	1	1	0	1	1						
59 Brett Jackson, L (1, 7)	F8						G4-3			4	0	1	0	0	1	5						
53 Wellington Castillo, R (1, 2) 51 Steve Clevenger, L (7, 2)								L1-3		2	0	0	0	1	0	3						
Junior Lake, R (1, 6)	G1-3									3	1	1	3	1	1	2						
19 Rodrigo Lopez, R (1, 1) 57 Scott Maine, L (4, 1) 48 Reggie Golden, R (5, PH) Alberto Cabrera, R (5, 1) 67 Blake Parker, R (7, 1) 47 Blake Lalli, L (8, PH) 62 Marcos Mateo, R (8, 1)	G6-3									1	0	0	0	0	0	0						
Inning Stats	R: 0 E: 0 K: 0 S: 3	H: 0 LOB: 0 BB: 0 P: 3	R: 0 E: 0 K: 1 S: 6	H: 1 LOB: 2 BB: 1 P: 10	R: 0 E: 0 K: 0 S: 3	H: 0 LOB: 0 BB: 0 P: 3	R: 1 E: 0 K: 1 S: 7	H: 2 LOB: 1 BB: 0 P: 8	R: 0 E: 0 K: 2 S: 8	H: 1 LOB: 2 BB: 0 P: 9	R: 3 E: 0 K: 2 S: 10	H: 3 LOB: 0 BB: 0 P: 11	R: 1 E: 1 K: 0 S: 6	H: 2 LOB: 2 BB: 0 P: 6	R: 0 E: 0 K: 1 S: 6	H: 0 LOB: 1 BB: 1 P: 10	R: 0 E: 0 K: 2 S: 7	H: 0 LOB: 0 BB: 0 P: 7	1B: 4 2B: 3 3B: 1 HR: 1	SF: 0 SAC: 0 DP: 0 HBP: 1	WP: 1 PB: 0 SB: 2 CS: 0	PA: 40
PITCHER	IP WLS BF H R ER SO BB IBB HBP BLK WP HR S P ERA WHIP																					
45 Jhoulys Chacin, R (1, 1) ERA: 2.25	3.0	W	11	1	0	0	1	1	0	0	0	0	0	0	12	26	0.00	0.667				
53 Christian Friedrich, L (4, 1) ERA: 7.88	3.0		16	6	4	4	5	0	0	1	0	1	1	25	28	12.00	2.000					
36 Joey Williamson, R (7, 1) ERA:	1.0	H	6	2	1	0	0	0	0	0	0	0	0	6	6	0.00	2.000					
59 Carlos Torres, R (8, 1) ERA: 1.8	1.0	H	4	0	0	0	1	1	0	0	0	0	0	6	10	0.00	1.000					
49 Rex Brothers, L (9, 1) ERA:	1.0	S	3	0	0	0	2	0	0	0	0	0	0	7	7	0.00	0.000					

Chicago Cubs @ Colorado Rockies
Salt River Fields at Talking Stick, Scottsdale, AZ
Thu Mar 15 2012, 4:11 PM - 7:17 PM EDT
Att: 11,172 - Sunny - 77 F

AB	37
R	5
H	9
RBI	4
BB	2
SO	9
LOB	18



Batter	1	2	3	4	5	6	7	8	9	AB	R	H	RBI	BB	SO	LOB	BOTTOM			
1 Eric Young Jr., S (1, 7) OBP: 0.261, SLG: 0.200	G5-3	FC3-2-5								2	0	1	0	0	0	2				
12 Andrew Brown, R (6, 7)										1	0	0	0	0	0	0				
19 Marco Scutaro, R (1, 4) OBP: 0.318, SLG: 0.176	L9	F8								3	0	0	0	0	0	4				
26 Brendan Harris, R (6, 4)										1	1	1	0	0	0	0				
2 Troy Tulowitzki, R (1, 6) OBP: 0.389, SLG: 0.471	G5-3									3	0	1	0	0	1	2				
9 DJ LeMahieu, R (6, 6)										0	0	0	0	0	0	0				
17 Todd Helton, L (1, 3) OBP: 0.375, SLG: 0.500	G5-3									3	0	0	0	0	1	3				
73 Chad Tracy, R (6, 3) OBP: 0.235, SLG: 0.167										0	0	0	1	0	0	0				
59 Carlos Torres, R (8, 1) 49 Rex Brothers, L (9, 1)										0	0	0	0	0	0	0				
10 Chris Nelson, R (1, 5) OBP: 0.292, SLG: 0.375										3	2	2	0	0	1	1				
38 Wilkin Castillo, S (7, 2) OBP: 0.300, SLG: 0.400										1	0	0	0	0	0	1				
8 Charlie Blackmon, L (1, 9) OBP: 0.357, SLG: 0.375										2	1	0	0	1	1	2				
27 Tim Wheeler, L (7, 9) OBP: 0.444, SLG: 0.286										1	0	0	0	0	0	1				
20 Wilin Rosario, R (1, 2) OBP: 0.381, SLG: 0.650										3	2	2	2	0	0	1				
36 Joey Williamson, R (7, 1)										0	0	0	0	0	0	0				
16 Brandon Wood, R (8, 3) OBP: 0.292, SLG: 0.542										1	0	0	0	0	1	0				
21 Tyler Colvin, L (1, 8) OBP: 0.367, SLG: 0.435										2	0	1	2	0	1	0				
45 Jhoulys Chacin, R (1, 1) OBP: 1.000, SLG: 1.000										1	0	1	0	0	0	0				
53 Christian Friedrich, R (4, 1) ERA: 2.45										1	0	0	0	0	1	0				
58 Jordan Pacheco, R (6, PH) OBP: 0.571, SLG: 0.824										2	1	1	2	0	0	0				
Inning Stats	R: 0 E: 0 K: 0 S: 4	H: 1 LOB: 1 BB: 0 P: 5	R: 2 E: 0 K: 1 S: 9	H: 4 LOB: 2 BB: 0 P: 10	R: 0 E: 0 K: 1 S: 5	H: 1 LOB: 1 BB: 0 P: 5	R: 1 E: 0 K: 1 S: 5	H: 0 LOB: 0 BB: 1 P: 10	R: 0 E: 0 K: 2 S: 7	H: 0 LOB: 1 BB: 0 P: 9	R: 3 E: 0 K: 0 S: 6	H: 3 LOB: 0 BB: 0 P: 9	R: 1 E: 1 K: 0 S: 4	H: 1 LOB: 1 BB: 0 P: 5	R: 0 E: 0 K: 2 S: 7	H: 0 LOB: 0 BB: 0 P: 7	1B: 6 2B: 3 3B: 0 HR: 2	SF: 3 SAC: 0 DP: 1 HBP: 2	WP: 1 PB: 0 SB: 3 CS: 1	PA: 36
PITCHER	IP WLS BF H R ER SO BB IBB HBP BLK WP HR S P ERA WHIP																			
19 Rodrigo Lopez, R (1, 1) ERA: 2.57	3.0		14	6	2	2	2	0	0	0	0	0	0	5	10	9.00	1.000			
57 Scott Maine, L (4, 1) ERA: 2.45	1.0	L	10	3	3	3	2	0	0	1	0	1	1	13	18	13.50	1.500			
Alberto Cabrera, R (5, 1) ERA: 8.31	2.0		10	3	3	3	2	0	0	1	0	1	1	13	18	13.50	1.500			
67 Blake Parker, R (7, 1) ERA: 3.38	1.0		5	1	1	1	0	0	0	0	1	0	0	4	5	9.00	1.000			
62 Marcos Mateo, R (8, 1) ERA: 6.75	1.0		3	0	0	0	2	0	0	0	0	0	0	7	7	0.00	0.000			

Chicago Cubs @ Colorado Rockies
Salt River Fields at Talking Stick, Scottsdale, AZ
Thu Mar 15 2012, 4:11 PM - 7:17 PM EDT
Att: 11,172 - Sunny - 77 F

AB	30
R	7
H	10
RBI	7
BB	1
SO	7
LOB	17



Batter	1	2	3	4	5	6	7	8	9	AB	R	H	RBI	BB	SO	LOB	TOP			
7 Grégor Blanco, L (1.8) OBP: 0.514, SLG: 0.469 41 Jeremy Affeldt, L (5.1)	K		G4-3		G1-3			K		3	0	0	0	0	1	1	San Francisco Giants @ Chicago Cubs Hohokam Park, Mesa, AZ Fri Mar 16 2012, 4:09 PM - 6:38 PM EDT Att: 13,245 - Sunny - 83 F			
6 Brett Pill, R (6.3) OBP: 0.306, SLG: 0.559	K							K		0	0	0	0	0	0	0				
53 Melky Cabrera, S (1.7) OBP: 0.424, SLG: 0.813 22 Eli Whiteside, R (6.2) OBP: 0.333, SLG: 0.353	K							K		2	1	0	0	1	1	0				
48 Pablo Sandoval, S (1.5) OBP: 0.250, SLG: 0.490 56 Tyler Graham, R (6.8)	G4-3							E1		3	1	1	0	0	0	0				
28 Buster Posey, R (1.2) OBP: 0.455, SLG: 0.455 88 Juan Carlos Perez, R (6.7) OBP: 0.500, SLG: 1.143								K		2	0	1	0	1	0	1				
17 Aubrey Huff, L (1.3) OBP: 0.333, SLG: 0.500 34 Clay Hensley, R (6.1)										3	0	1	1	0	0	2				
13 Joaquin Arias, R (7.6) OBP: 0.227, SLG: 0.250										0	0	0	0	0	0	0				
12 Nate Schierholtz, L (1.9) OBP: 0.298, SLG: 0.298 51 Justin Christian, R (7.7) OBP: 0.294, SLG: 0.333										3	0	0	0	0	1	2				
5 Ryan Theriot, R (1.6) OBP: 0.231, SLG: 0.231 64 Nick Noonan, L (7.4) OBP: 0.400, SLG: 0.286										1	0	0	0	0	0	1				
14 Mike Fontenot, L (1.4) OBP: 0.444, SLG: 0.533 72 Justin Fitzgerald, R (7.1) 43 Ramon Ortiz, R (8.1) 85 Chris Dominguez, R (9. PH) OBP: 0.290, SLG: 0.300 37 Dan Otero, R (9.1)										3	0	0	0	0	1	0				
47 Eric Surkamp, L (1.1) 2 Emmanuel Burriss, S (6. PH) OBP: 0.452, SLG: 0.586										1	0	0	0	0	0	0				
Inning Stats	R: 0 E: 0 K: 2 S: 7	H: 0 LOB: 0 BB: 0 P: 7	R: 0 E: 0 K: 1 S: 6	H: 1 LOB: 1 BB: 0 P: 6	R: 0 E: 0 K: 0 S: 3	H: 0 LOB: 0 BB: 0 P: 3	R: 2 E: 1 K: 0 S: 5	H: 2 LOB: 1 BB: 1 P: 10	R: 0 E: 0 K: 0 S: 3	H: 0 LOB: 1 BB: 0 P: 7	R: 0 E: 0 K: 2 S: 7	H: 0 LOB: 0 BB: 0 P: 7	R: 1 E: 1 K: 3 S: 11	H: 1 LOB: 1 BB: 0 P: 12	R: 0 E: 0 K: 1 S: 6	H: 1 LOB: 1 BB: 0 P: 6	1B: 5 2B: 1 3B: 0 HR: 0	SF: 0 SAC: 0 DP: 0 HBP: 0	WP: 0 PB: 0 SB: 1 CS: 1	PA: 35
PITCHER	IP WLS BF H R ER SO BB IBB HBP BLK WP HR S P ERA WHIP																			
22 Matt Garza, R (1.1) ERA: 9.82	4.0 L 16 3 2 2 3 1 0 0 0 0 0 0 21 26 4.50 1.000																			
48 Rafael Dolis, R (5.1)	1.0 3 1 0 0 0 0 0 0 0 0 0 0 3 4 0.00 1.000																			
88 Chris Rusin, L (6.1)	2.0 7 0 0 0 2 1 0 0 0 0 0 0 10 14 0.00 0.500																			
52 Lendy Castillo, R (8.1)	1.0 5 1 1 0 3 0 0 0 0 0 0 0 11 12 0.00 1.000																			
43 Trevor Miller, L (9.1)	1.0 4 1 0 0 1 0 0 0 0 0 0 0 6 6 0.00 1.000																			

Batter	1	2	3	4	5	6	7	8	9	AB	R	H	RBI	BB	SO	LOB	BOTTOM					
9 David DeJesus, L (1.9) OBP: 0.346, SLG: 0.286 63 James Adduci, L (6.9)	K									3	0	1	0	0	1	0	San Francisco Giants @ Chicago Cubs Hohokam Park, Mesa, AZ Fri Mar 16 2012, 4:09 PM - 6:38 PM EDT Att: 13,245 - Sunny - 83 F					
24 Marlon Byrd, R (1.8) OBP: 0.346, SLG: 0.500 88 Chris Rusin, L (6.1)	F8									3	0	1	0	0	1	0						
47 Blake Lalli, L (8.2)										1	1	1	1	0	0	0						
13 Starlin Castro, R (1.6) OBP: 0.300, SLG: 0.433 Junior Lake, R (7.6) OBP: 0.313, SLG: 0.462	L8									3	0	0	0	0	2	0						
44 Anthony Rizzo, L (1.3) OBP: 0.429, SLG: 0.700 55 Edgar Gonzalez, R (7.3) OBP: 0.308, SLG: 0.583										3	1	2	1	0	1	0						
16 Joe Mather, R (1.5) OBP: 0.458, SLG: 0.727										4	0	1	0	0	1	2						
51 Steve Clevenger, L (1.2) OBP: 0.421, SLG: 0.625 52 Lendy Castillo, S (8.1)										0	0	0	0	0	0	0						
43 Trevor Miller, R (9.1) 59 Brett Jackson, L (9. PH) OBP: 0.450, SLG: 0.647										0	0	0	0	0	0	0						
17 Dave Sappelt, R (1.7) OBP: 0.333, SLG: 0.294 1 Tony Campana, L (7.7)										1	0	0	0	1	0	0						
45 Adrian Cardenas, L (1.4) OBP: 0.190, SLG: 0.350										3	0	0	0	0	2	0						
22 Matt Garza, R (1.1) 48 Rafael Dolis, R (5.1) Matt Szczur, R (5. PH) OBP: 0.286, SLG: 0.231										1	0	0	0	1	0	0						
Inning Stats	R: 0 E: 0 K: 1 S: 5	H: 0 LOB: 0 BB: 0 P: 5	R: 1 E: 0 K: 1 S: 7	H: 1 LOB: 0 BB: 0 P: 7	R: 0 E: 0 K: 1 S: 7	H: 2 LOB: 2 BB: 0 P: 7	R: 0 E: 0 K: 1 S: 6	H: 1 LOB: 2 BB: 1 P: 10	R: 0 E: 0 K: 1 S: 5	H: 0 LOB: 0 BB: 0 P: 5	R: 0 E: 1 K: 1 S: 5	H: 1 LOB: 0 BB: 0 P: 6	R: 0 E: 1 K: 1 S: 6	H: 0 LOB: 1 BB: 0 P: 6	R: 1 E: 0 K: 1 S: 8	H: 1 LOB: 0 BB: 0 P: 9	R: 0 E: 0 K: 0 S: 3	H: 1 LOB: 0 BB: 0 P: 3	1B: 4 2B: 3 3B: 0 HR: 2	SF: 0 SAC: 1 DP: 2 HBP: 0	WP: 0 PB: 0 SB: 0 CS: 3	PA: 35
PITCHER	IP WLS BF H R ER SO BB IBB HBP BLK WP HR S P ERA WHIP																					
37 Dan Otero, R (9.1)	1.0 S 3 1 0 0 0 0 0 0 0 0 0 1 8 9 9.00 1.000																					
47 Eric Surkamp, L (1.1) ERA: 4.76 41 Jeremy Affeldt, L (5.1) ERA: 1.5 34 Clay Hensley, R (6.1) ERA: 2.25 72 Justin Fitzgerald, R (7.1) ERA: 9.82 43 Ramon Ortiz, R (8.1) ERA: 1.5	1.0 H 3 0 0 0 1 0 0 0 0 0 0 5 5 0.00 0.000																					
17 Dave Sappelt, R (1.7) OBP: 0.333, SLG: 0.294	1.0 H 3 1 0 0 1 0 0 0 0 0 0 5 6 0.00 1.000																					
1 Tony Campana, L (7.7)	1.0 H 4 0 0 0 1 0 0 0 0 0 0 6 6 0.00 0.000																					



Batter	1	2	3	4	5	6	7	8	9	AB	R	H	RBI	BB	SO	LOB	TOP						
9 David DeJesus, L (1, 9) 1 Tony Campana, L (5, 9)	0-0 13 G6-3 3B	0-1 CS	0-0 F7		0-0 L9			0-0 E1 24 1B		3	1	1	0	0	0	0							
24 Marlon Byrd, R (1, 10) 90 Oliver Zapata, S (8, FR) (8, 10)	K		0-0 F8			4-0 18 2B BB		0-0 99 BB 1B		3	0	1	1	1	1	1							
13 Starlin Castro, R (1, 6) 99 Alfredo Amezaga, S (6, 6)	0-0 G6-3		0-0 G4-3			0-0 P3		4-0 3-H BB		3	0	0	1	0	0	1							
18 Geovany Soto, R (1, 2) 38 Micah Gibbs, S (6, 2)	4-0 3 E BB			0-0 HR		0-0 2B		0-3 BB		2	1	2	1	1	0	0							
3 Jeff Baker, R (1, 4) 79 Rubi Silva, L (7, 4)	0-0 E5			0-0 G5-3		0-0 L9		0-3 BB		3	0	0	0	0	0	2							
59 Brett Jackson, L (1, 8)	0-0 F7			0-3 K				4-0 G6-4-3 BB		3	0	0	0	1	1	2							
44 Anthony Rizzo, L (1, 3)				0-3 K				0-0 F9		3	0	1	0	1	1	1							
Josh Vitters, R (1, 5) OBP: 0.211, SLG: 0.294				0-0 FC6-4 9 CS 1B				4-0 G6-4-3 BB		4	0	0	0	0	0	3							
Matt Szczur, R (1, 7) OBP: 0.235, SLG: 0.188				0-0 F8				0-0 G6-4-3		3	0	0	0	0	0	1							
				0-0 F8				0-0 P3															
Inning Stats	R: 1 E: 1 K: 1 S: 7	H: 1 LOB: 2 BB: 1 P: 11	R: 0 E: 0 K: 0 S: 4	H: 1 LOB: 0 BB: 0 P: 4	R: 0 E: 0 K: 0 S: 3	H: 0 LOB: 0 BB: 0 P: 3	R: 1 E: 0 K: 2 S: 8	H: 1 LOB: 0 BB: 0 P: 8	R: 0 E: 0 K: 0 S: 3	H: 0 LOB: 0 BB: 0 P: 3	R: 0 E: 0 K: 0 S: 3	H: 1 LOB: 1 BB: 1 P: 7	R: 0 E: 0 K: 0 S: 2	H: 0 LOB: 0 BB: 1 P: 6	R: 1 E: 1 K: 2 S: 9	H: 1 LOB: 2 BB: 1 P: 13	R: 0 E: 0 K: 0 S: 2	H: 0 LOB: 0 BB: 1 P: 6	1B: 2 2B: 1 3B: 1 HR: 1	SF: 0 SAC: 0 DP: 2 HBP: 0	WP: 0 PB: 0 SB: 0 CS: 1	PA: 36	
PITCHER	IP WLS BF H R ER SO BB IBB HBP BLK WP HR S P ERA WHIP	3.0 W 12 2 1 1 1 1 0 0 0 0 0 0 14 18 3.00 1.000	1.0 H 3 0 0 0 0 0 0 0 0 0 0 0 3 3 0.00 0.000	2.1 H 9 1 1 0 0 2 0 0 0 0 0 0 7 15 0.00 1.286	0.2 H 4 1 0 0 2 1 0 0 0 0 0 0 7 11 0.00 3.000	1.0 S 3 0 0 0 0 0 0 0 0 0 0 1 8 8 9.00 1.000	9.1 S 3 0 0 0 0 1 0 0 0 0 0 14 18 3.00 1.000	1.35	IP WLS BF H R ER SO BB IBB HBP BLK WP HR S P ERA WHIP	3.0 L 14 2 0 0 0 2 0 0 0 0 0 0 7 11 0.00 1.500	2.0 L 8 2 0 0 0 0 0 0 0 0 0 0 12 12 4.50 1.000	1.0 S 3 0 0 0 0 0 0 0 0 0 0 9 9 0.00 0.000											

Chicago Cubs @ Oakland Athletics
Phoenix Municipal Stadium, Phoenix, AZ
Sat Mar 17 2012, 4:06 PM - 6:44 PM EDT
Att. 8,799 - Overcast - 75 F

AB 30
R 3
H 5
RBI 3
BB 5
SO 5
LOB 15



Batter	1	2	3	4	5	6	7	8	9	AB	R	H	RBI	BB	SO	LOB	BOTTOM					
19 Jemile Weeks, S (1, 4) 76 Josh Horton, L (7, 4) OBP: 0.389, SLG: 0.735	0-0 F7			0-0 F8				0-0 F7		3	0	0	0	0	0	2						
2 Cliff Pennington, S (1, 6) 83 Tyler Ladendorf, R (7, 6) OBP: 0.250, SLG: 0.250	0-0 52 S 1 E 1B			0-0 F8				0-3 1 G4-6-3 1B		3	1	2	0	0	0	0						
52 Yoenis Cespedes, R (1, 8) 36 Grant Green, R (9, 8) OBP: 0.125, SLG: 0.571	0-3 K			0-0 G5-3				0-3 K		4	0	0	0	0	2	2						
1 Manny Ramirez, R (1, 10) 22 Chris Carter, R (8, PH) OBP: 0.346, SLG: 0.333	0-0 E5 31 BB 2B			4-0 BB				0-3 K		2	1	0	0	1	0	1						
31 Jonny Gomes, R (1, 7) 37 Brandon Moss, L (8, 7) OBP: 0.471, SLG: 0.625	4-0 15 2B BB			0-0 L7				0-3 K		2	2	1	0	1	0	1						
15 Seth Smith, L (1, 9) 23 Michael Taylor, R (8, 9) OBP: 0.292, SLG: 0.200	0-0 K			0-0 L7				0-3 K		1	0	0	0	0	1	0						
26 Anthony Recker, R (1, 2) 71 Ryan Ortiz, R (8, 2) OBP: 1.000, SLG: 2.000	0-3 K			0-0 F7				0-3 K		3	0	3	2	0	0	0						
14 Brandon Allen, L (1, 3) OBP: 0.344, SLG: 0.500				4-0 7 FC5-4 BB				0-3 K		3	0	0	0	0	1	4						
7 Adam Rosales, R (1, 5) OBP: 0.176, SLG: 0.214				0-0 G4-3				0-3 K		3	0	0	0	0	0	3						
				0-0 FC5-4				0-3 K		3	0	0	0	0	0	3						
Inning Stats	R: 3 E: 1 K: 2 S: 10	H: 2 LOB: 1 BB: 1 P: 14	R: 0 E: 0 K: 1 S: 5	H: 0 LOB: 0 BB: 0 P: 5	R: 0 E: 0 K: 0 S: 3	H: 1 LOB: 2 BB: 1 P: 8	R: 0 E: 0 K: 0 S: 3	H: 1 LOB: 0 BB: 0 P: 3	R: 1 E: 0 K: 0 S: 5	H: 2 LOB: 1 BB: 0 P: 5	R: 0 E: 0 K: 2 S: 7	H: 0 LOB: 0 BB: 0 P: 7	R: 0 E: 0 K: 3 S: 9	H: 0 LOB: 0 BB: 0 P: 9	R: 0 E: 0 K: 0 S: 2	H: 0 LOB: 0 BB: 1 P: 6	1B: 4 2B: 2 3B: 0 HR: 0	SF: 1 SAC: 0 DP: 1 HBP: 0	WP: 0 PB: 0 SB: 1 CS: 0	PA: 33		
PITCHER	IP WLS BF H R ER SO BB IBB HBP BLK WP HR S P ERA WHIP	3.0 L 14 2 0 0 0 2 0 0 0 0 0 0 7 11 0.00 1.500	2.0 L 8 2 0 0 0 0 0 0 0 0 0 0 12 12 4.50 1.000	1.0 S 3 0 0 0 0 0 0 0 0 0 0 9 9 0.00 0.000				IP WLS BF H R ER SO BB IBB HBP BLK WP HR S P ERA WHIP	3.0 L 14 2 0 0 0 2 0 0 0 0 0 0 0 7 11 0.00 1.500	2.0 L 8 2 0 0 0 0 0 0 0 0 0 0 12 12 4.50 1.000	1.0 S 3 0 0 0 0 0 0 0 0 0 0 9 9 0.00 0.000											

Chicago Cubs @ Oakland Athletics
Phoenix Municipal Stadium, Phoenix, AZ
Sat Mar 17 2012, 4:06 PM - 6:44 PM EDT
Att. 8,799 - Overcast - 75 F

AB 29
R 4
H 6
RBI 3
BB 3
SO 8
LOB 13



Batter	1	2	3	4	5	6	7	8	9	AB	R	H	RBI	BB	SO	LOB	TOP																					
17 Dave Sappelt, R (1, 8) 63 James Adduci, L (6, FH) OBP: 0.348, SLG: 0.368 OBP: 0.357, SLG: 0.250	K			G3-1 11 12 SF8 2B		K		F7		2	1	1	0	0	1	0																						
11 Blake DeWitt, L (1, 7) 45 Adrian Cardenas, L (6, 7) OBP: 0.440, SLG: 0.476 OBP: 0.308, SLG: 0.583	G6-3			G3-1		G3			BB	3	0	0	0	0	0	1																						
12 Alfonso Soriano, R (1, 10) 5 Reed Johnson, R (7, FH) OBP: 0.276, SLG: 0.192	K			SF8				G4-3	F8	1	0	0	1	0	1	0																						
6 Bryan LaHair, L (1, 3) OBP: 0.182, SLG: 0.219		G6-3		K				F7		4	0	0	0	0	1	0																						
16 Joe Mather, R (1, 9) OBP: 0.438, SLG: 0.724	K				G5-3				HR	3	1	1	1	1	1	0																						
51 Steve Clevenger, L (1, 2) 78 Michael Brenly, S (7, 2) OBP: 0.375, SLG: 0.667 OBP: 0.200, SLG: 0.800		G4-3			G3-1			BB	L4	3	0	0	0	0	0	1																						
55 Edgar Gonzalez, R (1, 5) OBP: 0.412, SLG: 0.667					G5-3				SH5-3 41 2B	3	1	2	0	1	0	0																						
Junior Lake, R (1, 6) OBP: 0.261, SLG: 0.500					G6-3				1B	3	0	0	0	0	0	2																						
41 Bobby Scales, S (1, 4) OBP: 0.250, SLG: 0.267					K					3	0	1	1	0	1	0																						
Inning Stats	R: 0 H: 0 E: 0 K: 2 S: 10	H: 0 LOB: 0 BB: 0 P: 13	R: 0 H: 0 E: 0 K: 1 S: 5	H: 0 LOB: 0 BB: 0 P: 7	R: 0 H: 0 E: 0 K: 1 S: 10	H: 0 LOB: 0 BB: 0 P: 14	R: 1 H: 1 E: 0 K: 1 S: 8	H: 1 LOB: 0 BB: 0 P: 10	R: 0 H: 0 E: 0 K: 0 S: 7	H: 0 LOB: 1 BB: 1 P: 14	R: 0 H: 0 E: 0 K: 1 S: 9	H: 0 LOB: 0 BB: 0 P: 16	R: 0 H: 0 E: 0 K: 0 S: 11	H: 0 LOB: 1 BB: 1 P: 17	R: 0 H: 2 E: 0 K: 0 S: 8	H: 2 LOB: 2 BB: 1 P: 18	R: 1 H: 2 E: 0 K: 1 S: 13	H: 2 LOB: 1 BB: 0 P: 18	1B: 1 SF: 1 2B: 3 3B: 0 HR: 1	WP: 0 PA: 35 PB: 0 SB: 1 CS: 0																		
PITCHER	IP	WLS	BF	H	R	ER	SO	BB	IBB	HBP	BLK	WP	HR	S	P	ERA	WHIP	PITCHER				IP	WLS	BF	H	R	ER	SO	BB	IBB	HBP	BLK	WP	HR	S	P	ERA	WHIP
54 Matt Harrison, L (1, 1) ERA: 1.8	5.0		17	1	1	1	5	1	0	0	0	0	0	40	58	1.80	0.400																					
58 Mark Hamburger, R (6, 1) ERA: 3.86	3.0		13	2	1	1	1	2	0	0	0	0	0	28	51	3.00	1.333																					
59 Sean Green, R (9, 1) ERA: 7.71	1.0	L	5	2	1	1	1	0	0	0	0	0	1	13	18	9.00	2.000																					

Chicago Cubs @ Texas Rangers
Cashman Field, Las Vegas, NV
Sun Mar 18 2012, 4:12 PM - 6:39 PM EDT
Att: 8,622 - Cloudy - 51 F

AB	30
R	3
H	5
RBI	3
BB	3
SO	7
LOB	7



Batter	1	2	3	4	5	6	7	8	9	AB	R	H	RBI	BB	SO	LOB	BOTTOM																					
1 Elvis Andrus, R (1, 6) 87 Guilder Rodriguez, S (6, 6) OBP: 0.438, SLG: 0.552 OBP: 1.000, SLG: 2.000	K		G5-3		G1			92 1B		3	0	0	0	0	1	1																						
20 Julio Borbon, L (1, 10) 6 Chris Robinson, R (8, FH) OBP: 0.500, SLG: 0.409 OBP: 0.364, SLG: 0.400	G4-3							92 G6-4-3 BB		2	0	1	1	1	0	0																						
32 Josh Hamilton, L (1, 7) 92 Ryan Strausborger, R (6, 8) OBP: 0.214, SLG: 0.222 OBP: 0.750, SLG: 1.000								91 G3 HBP		2	0	1	0	0	0	1																						
29 Adrian Beltré, R (1, 5) 91 Renny Osuna, R (6, 5) OBP: 0.333, SLG: 0.269 OBP: 0.250, SLG: 1.000								91 G3 1B		2	0	0	0	0	0	2																						
17 Nelson Cruz, R (1, 9) 95 Joey Butler, R (6, 9) OBP: 0.367, SLG: 0.423 OBP: 0.500, SLG: 0.250										2	0	0	0	0	1	0																						
18 Mitch Moreland, L (1, 3) 96 Mike Bianucci, R (6, 3) OBP: 0.242, SLG: 0.323 OBP: 0.600, SLG: 0.500	K									2	0	0	0	0	1	0																						
15 Luis Martinez, R (1, 2) 89 Elio Sarmiento, S (6, 2) OBP: 0.474, SLG: 0.611										2	0	0	0	0	0	0																						
27 Leonys Martin, L (1, 8) 80 Jared Prince, R (6, 7) OBP: 0.308, SLG: 0.318										2	0	0	0	0	1	1																						
97 Leury Garcia, S (1, 4) 98 Matt Kata, S (7, 4) OBP: 0.500, SLG: 0.750										2	0	0	0	0	0	1																						
Inning Stats	R: 0 H: 1 E: 0 K: 1 S: 12	H: 1 LOB: 1 BB: 0 P: 19	R: 0 H: 1 E: 0 K: 2 S: 10	H: 1 LOB: 0 BB: 0 P: 13	R: 1 H: 2 E: 0 K: 0 S: 13	H: 2 LOB: 1 BB: 0 P: 17	R: 0 H: 0 E: 0 K: 0 S: 11	H: 0 LOB: 0 BB: 0 P: 17	R: 0 H: 0 E: 0 K: 0 S: 5	H: 0 LOB: 0 BB: 1 P: 12	R: 0 H: 0 E: 0 K: 1 S: 12	H: 0 LOB: 1 BB: 1 P: 19	R: 0 H: 2 E: 0 K: 1 S: 11	H: 2 LOB: 2 BB: 0 P: 17	R: 0 H: 0 E: 0 K: 0 S: 5	H: 0 LOB: 1 BB: 0 P: 11	1B: 4 SF: 0 2B: 2 3B: 0 HR: 0	WP: 1 PA: 36 PB: 0 SB: 0 CS: 0																				
PITCHER	IP	WLS	BF	H	R	ER	SO	BB	IBB	HBP	BLK	WP	HR	S	P	ERA	WHIP	PITCHER				IP	WLS	BF	H	R	ER	SO	BB	IBB	HBP	BLK	WP	HR	S	P	ERA	WHIP
32 Chris Volstad, R (1, 1) ERA: 0.9	4.0		16	4	1	1	3	1	0	0	0	0	0	13	26	0.00	0.500																					
67 Blake Parker, R (5, 1) ERA: 2.45	2.0		6	0	0	0	1	1	0	0	0	0	0	12	19	0.00	1.000																					
52 Lendy Castillo, R (7, 1) ERA: 1.29	1.0		4	0	0	0	1	1	0	0	0	0	0	11	17	9.00	2.000																					
Alberto Cabrera, R (8, 1) ERA: 8.44	1.0	W	6	2	1	1	1	0	0	1	0	0	0	11	17	9.00	2.000																					
48 Rafael Dolis, R (9, 1) ERA:	1.0	S	4	0	0	0	0	0	0	1	0	0	1	5	11	0.00	0.000																					

Chicago Cubs @ Texas Rangers
Cashman Field, Las Vegas, NV
Sun Mar 18 2012, 4:12 PM - 6:39 PM EDT
Att: 8,622 - Cloudy - 51 F

AB	31
R	2
H	6
RBI	2
BB	2
SO	6
LOB	15



Batter	1	2	3	4	5	6	7	8	9	AB	R	H	RBI	BB	SO	LOB	TOP			
9 David DeJesus, L (1, 9) OBP: 0.361, SLG: 0.367 63 James Adduci, L (6, 9) OBP: 0.400, SLG: 0.308			G4-3							3	1	2	2	1	0	0	Chicago Cubs @ Seattle Mariners Peoria Stadium, Peoria, AZ Mon Mar 19 2012, 4:06 PM - 7:05 PM EDT Att: 8,337 - Cloudy - 55 F			
15 Darwin Barney, R (1, 4) OBP: 0.476, SLG: 0.762 99 Alfredo Amezaga, S (4, PH) OBP: 0.409, SLG: 0.476				G3						2	1	2	1	0	0	0				
13 Starlin Castro, R (1, 6) OBP: 0.300, SLG: 0.450 56 Edgar Gonzalez, R (6, 4) OBP: 0.444, SLG: 0.688				G5-3						4	1	1	1	0	1	4				
12 Alfonso Soriano, R (1, 7) OBP: 0.333, SLG: 0.893	SF8	G6-3					P4	K		4	0	0	1	0	2	2				
3 Jeff Baker, R (1, 5) OBP: 0.357, SLG: 0.360 11 Blake DeWitt, L (6, 5) OBP: 0.407, SLG: 0.435		G4-3			F9		F7	F8		3	1	1	1	0	0	0				
24 Marlon Byrd, R (1, 8) OBP: 0.333, SLG: 0.424 59 Brett Jackson, L (6, 8) OBP: 0.414, SLG: 0.542	K				G6-3		K		K	3	0	1	0	0	1	1				
5 Reed Johnson, R (1, 10) OBP: 0.321, SLG: 0.560 45 Adrian Cardenas, L (8, PH) OBP: 0.321, SLG: 0.560		F9			G6-3			G4-3		3	1	1	0	0	0	1				
16 Joe Mather, R (1, 3) OBP: 0.429, SLG: 0.688 47 Blake Lalli, L (6, 3) OBP: 0.462, SLG: 1.000		G5-3			G5-3					3	1	1	2	0	0	0				
53 Welington Castillo, R (1, 2) OBP: 0.385, SLG: 0.560 51 Steve Clevenger, L (6, 2) OBP: 0.385, SLG: 0.696		F8						G4-3		3	2	2	0	0	0	0				
										2	0	1	1	0	0	1				
Inning Stats	R: 7 H: 8 E: 0 K: 2 S: 28	H: 8 LOB: 2 BB: 1 P: 45	R: 0 H: 1 E: 0 K: 0 S: 10	H: 1 LOB: 1 BB: 0 P: 13	R: 0 H: 0 E: 0 K: 0 S: 8	H: 0 LOB: 0 BB: 0 P: 10	R: 0 H: 0 E: 0 K: 1 S: 7	H: 0 LOB: 0 BB: 0 P: 8	R: 0 H: 0 E: 0 K: 1 S: 5	H: 0 LOB: 0 BB: 0 P: 6	R: 3 H: 4 E: 0 K: 1 S: 20	H: 4 LOB: 2 BB: 1 P: 32	R: 1 H: 2 E: 0 K: 1 S: 9	H: 2 LOB: 1 BB: 0 P: 15	1B: 12 2B: 7 3B: 0 HR: 0	SF: 1 SAC: 0 DP: 1 HBP: 0	WP: 2 PB: 0 SB: 1 CS: 0	PA: 45		
PITCHER	IP WLS BF H R ER SO BB IBB HBP BLK WP HR S P ERA WHIP	0.2 11 8 7 0 1 1 0 0 0 0 0 24 40 94.50 13.500	2.1 8 1 0 0 1 0 0 0 0 0 0 22 28 0.00 0.429	3.0 L 11 3 1 1 1 0 0 0 0 0 0 24 31 3.00 1.000	1.2 10 4 3 3 2 1 0 0 0 2 0 23 35 16.20 3.000	1.1 5 2 1 1 1 0 0 0 0 0 0 11 18 6.75 1.500														
38 Jason Vargas, L (1, 1) ERA: 12.46																				
57 Shawn Camp, R (1, 1) ERA: 2.16																				
23 Shawn Kelley, R (4, 1) ERA: 2.31																				
35 Steve Delabar, R (7, 1) ERA: 5.4																				
41 Charlie Furbush, L (8, 1) ERA: 1.23																				
Batter	1	2	3	4	5	6	7	8	9	AB	R	H	RBI	BB	SO	LOB	BOTTOM			
9 Chone Figgins, S (1, 7) OBP: 0.355, SLG: 0.385	L8		P6					P6		5	1	2	1	0	0	1	Chicago Cubs @ Seattle Mariners Peoria Stadium, Peoria, AZ Mon Mar 19 2012, 4:06 PM - 7:05 PM EDT Att: 8,337 - Cloudy - 55 F			
13 Dustin Ackley, L (1, 4) OBP: 0.395, SLG: 0.727			G3							3	1	1	0	2	0	0				
51 Ichiro Suzuki, L (1, 9) OBP: 0.452, SLG: 0.577		F8			F7		P6			4	1	1	2	1	0	2				
17 Justin Smoak, S (1, 3) OBP: 0.500, SLG: 0.480										3	1	3	0	2	0	0				
63 Jesus Montero, R (1, 10) OBP: 0.344, SLG: 0.607	F9				L6		F8			5	1	1	2	0	0	5				
15 Kyle Seager, L (1, 5) OBP: 0.314, SLG: 0.571 16 Alex Liddi, R (7, PH) OBP: 0.485, SLG: 0.679	K									3	1	2	1	0	1	1				
30 Miguel Olivo, R (1, 2) OBP: 0.258, SLG: 0.333		F8			L8			P6		3	0	0	0	0	0	1				
55 Michael Saunders, L (1, 8) OBP: 0.405, SLG: 0.559		K			G4-3			P4		4	0	0	0	0	1	2				
26 Brendan Ryan, R (1, 8) OBP: 0.318, SLG: 0.500 1 Luis Antonio Rodriguez, S (8, 6) OBP: 0.156, SLG: 0.267										3	1	2	0	0	1	0				
										1	0	0	0	0	0	0				
Inning Stats	R: 2 H: 2 E: 1 K: 1 S: 15	H: 2 LOB: 1 BB: 1 P: 28	R: 2 H: 2 E: 0 K: 1 S: 10	H: 2 LOB: 1 BB: 1 P: 19	R: 3 H: 4 E: 0 K: 0 S: 12	H: 4 LOB: 1 BB: 0 P: 22	R: 0 H: 0 E: 0 K: 0 S: 8	H: 0 LOB: 1 BB: 1 P: 13	R: 0 H: 2 E: 0 K: 1 S: 10	H: 2 LOB: 1 BB: 0 P: 15	R: 0 H: 1 E: 0 K: 1 S: 9	H: 1 LOB: 0 BB: 0 P: 13	R: 0 H: 0 E: 0 K: 0 S: 6	H: 0 LOB: 0 BB: 0 P: 9	R: 0 H: 0 E: 0 K: 0 S: 6	H: 0 LOB: 1 BB: 2 P: 17	1B: 7 2B: 1 3B: 1 HR: 3	SF: 0 SAC: 0 DP: 2 HBP: 1	WP: 1 PB: 0 SB: 0 CS: 1	PA: 41
PITCHER	IP WLS BF H R ER SO BB IBB HBP BLK WP HR S P ERA WHIP	2.0 15 4 0 0 1 1 0 1 0 0 0 30 52 0.00 1.250	4.0 W 15 4 0 0 1 1 0 1 0 0 0 30 52 0.00 1.250	2.0 H 7 1 0 0 1 0 0 0 0 0 0 15 22 0.00 0.500	1.0 4 0 0 0 0 2 0 0 0 0 0 6 17 0.00 2.000															
30 Travis Wood, L (1, 1) ERA: 25.07																				
65 Jay Jackson, R (3, 1) ERA: 1.0																				
40 James Russell, L (7, 1) ERA: 5.68																				
43 Trevor Miller, L (9, 1) ERA: 5.87																				

AB 42
R 12
H 18
RBI 11
BB 2
SO 6
LOB 11



AB 35
R 7
H 12
RBI 6
SO 4
LOB 13



Batter	1	2	3	4	5	6	7	8	9	10	AB	R	H	RBI	BB	SO	LOB	TOP		
1 Tony Campana, L OBP: 0.269, SLG: 0.280 (1, 7)		SH1-3									5	1	4	0	0	0	1			
15 Darwin Barney, R OBP: 0.435, SLG: 0.696 (1, 4)	G4-3	G4-3		G3		G1-3		G5-3		K	2	0	0	0	0	0	2			
55 Edgar Gonzalez, R (4, PH) OBP: 0.364, SLG: 0.550 (4, 4)	G4-3	G4-3		G3		G1-3		G5-3		K	4	0	0	1	0	1	7			
2 Ian Stewart, L OBP: 0.400, SLG: 0.412 (1, 5)			G4-3	G6-3				P5			2	1	0	0	1	0	2			
Josh Vitters, R OBP: 0.308, SLG: 0.391 (5, 5)			G4-3	G6-3				P5			2	1	1	0	0	0	0			
16 Joe Mather, R OBP: 0.421, SLG: 0.657 (7, PH)			F9		L6		L5		K	3	0	1	1	0	0	0				
63 James Adduci, L OBP: 0.353, SLG: 0.267 (7, 10)			F9		L6		L5		K	2	0	0	0	0	1	1				
6 Bryan LaHair, L OBP: 0.194, SLG: 0.216 (1, 3)			G5-3		K		K		K	5	0	1	0	0	3	1				
51 Steve Clevenger, L OBP: 0.345, SLG: 0.640 (1, 2)	SF7		E4	E4						E6	2	0	0	1	0	0				
78 Michael Brenly, S OBP: 0.286, SLG: 0.714 (6, 2)	SF7		E4	E4						E6	2	0	1	0	0	0				
17 Dave Sappelt, R OBP: 0.286, SLG: 0.292 (1, 9)	K		FC5-4	F9				P6		F8	5	1	0	0	0	1	6			
59 Brett Jackson, L OBP: 0.382, SLG: 0.464 (1, 8)		G4-3				K		F7		F7	4	1	0	0	1	1				
99 Alfredo Amezaga, S OBP: 0.481, SLG: 0.500 (1, 6)										K	3	0	2	1	2	1	0			
Inning Stats	R: 2 E: 0 K: 1 S: 8	H: 3 LOB: 2 BB: 1 P: 12	R: 0 E: 0 K: 0 S: 3	H: 0 LOB: 1 BB: 1 P: 7	R: 0 E: 0 K: 1 S: 3	H: 0 LOB: 0 BB: 0 P: 3	R: 2 E: 1 K: 1 S: 6	H: 2 LOB: 2 BB: 1 P: 10	R: 0 E: 1 K: 1 S: 6	H: 0 LOB: 1 BB: 0 P: 6	R: 0 E: 0 K: 1 S: 5	H: 1 LOB: 3 BB: 1 P: 9	R: 1 E: 1 K: 2 S: 8	H: 1 LOB: 1 BB: 0 P: 10	R: 0 E: 0 K: 2 S: 8	H: 1 LOB: 1 BB: 0 P: 8	1B: 9 2B: 1 3B: 0 HR: 0	SF: 1 SAC: 1 DP: 0 HBP: 0	WP: 1 PB: 0 SB: 1 CS: 0	PA: 47
PITCHER	IP WLS BF H R ER SO BB IBB HBP BLK WP HR S P ERA WHIP	32 Brandon McCarthy, R ERA: 4.63	60 Fausto De Los Santos, R ERA: 1.42	65 Pedro Figueroa, L ERA: 1.42	48 Ryan Cook, R ERA: 3.86	Zack Thornton, R ERA: 1.42	53 Jim Miller, R ERA: 4.91	38 Andrew Carignan, R ERA: 2.45	IP WLS BF H R ER SO BB IBB HBP BLK WP HR S P ERA WHIP	1.0 4.0 21 5 4 2 1 3 0 0 0 0 0 0 20 32 4.50 2.000	1.0 1.0 4 1 0 0 2 0 0 0 0 0 0 6 6 0.00 0.000	1.0 1.0 4 1 0 0 2 0 0 0 0 0 0 6 6 0.00 1.000	1.0 1.0 3 0 0 0 1 0 0 0 0 0 0 5 5 0.00 0.000	1.0 1.0 6 2 0 0 0 1 0 0 0 0 0 0 5 9 0.00 3.000	1.0 1.0 5 1 1 0 2 0 0 0 0 0 0 0 0 8 8 0.00 1.000					

Chicago Cubs @ Oakland Athletics
Phoenix Municipal Stadium, Phoenix, AZ
Tue Mar 20 2012, 4:08 PM - 7:17 PM EDT
Att: 5,021 - Partly Cloudy - 60 F

AB 41
R 5
H 10
RBI 4
BB 4
SO 8
LOB 21



Batter	1	2	3	4	5	6	7	8	9	10	AB	R	H	RBI	BB	SO	LOB	BOTTOM				
19 Jemile Weeks, S OBP: 0.357, SLG: 0.650 (1, 4)	G3		G3		G4-3			F9		P3	4	0	0	0	0	0						
12 Collin Cowgill, R OBP: 0.478, SLG: 0.625 (10, 7)	G3		G3		G4-3			F9		P3	1	0	0	0	0	0						
4 Coco Crisp, S OBP: 0.324, SLG: 0.406 (1, 7)	L5		K			K		G4-3			4	0	0	0	0	2	0					
17 Wes Timmons, R OBP: 0.390, SLG: 0.324 (10, 4)	L5		K			K		G4-3			0	0	0	0	1	0	0					
15 Seth Smith, L OBP: 0.351, SLG: 0.455 (1, 10)			G4-3			P5					2	0	0	0	1	0	0					
31 Jonny Gomes, R (9, PH) OBP: 0.444, SLG: 0.577 (10, 10)			G4-3			P5					1	1	1	1	1	0	0					
52 Yoenis Cespedes, R (1, 8) OBP: 0.286, SLG: 0.360 (1, 8)	F9					K		K			5	1	2	0	0	1	3					
16 Josh Reddick, L OBP: 0.350, SLG: 0.590 (1, 9)						K					3	0	0	0	0	1	1					
18 Cedric Hunter, L OBP: 0.500, SLG: 0.400 (8, 9)						K		F8			1	0	1	1	0	0	0					
8 Kurt Suzuki, R OBP: 0.364, SLG: 0.467 (1, 2)						K		F8			2	1	1	0	0	0	1					
26 Anthony Recker, R OBP: 0.333, SLG: 0.480 (6, 2)						K		F9			2	0	0	0	0	0	1					
10 Daric Barton, L OBP: 0.368, SLG: 0.214 (1, 3)			P3			K		G5-3			2	0	0	0	0	1	2					
7 Adam Rosales, R OBP: 0.227, SLG: 0.176 (7, 5)			P3			K		G5-3			1	1	0	0	1	0	0					
20 Josh Donaldson, R OBP: 0.304, SLG: 0.300 (1, 5)						G5-3					2	0	1	1	0	0	0					
25 Kila Ka'aihue, L OBP: 0.294, SLG: 0.645 (7, 3)						G5-3					2	1	2	2	0	0	0					
28 Eric Sogard, L OBP: 0.426, SLG: 0.585 (9, PR) (10, 6)						G5-3					0	0	0	0	0	0	0					
2 Cliff Pennington, S OBP: 0.463, SLG: 0.614 (1, 6)						G4-3					4	0	0	0	0	1	2					
14 Brandon Allen, L OBP: 0.333, SLG: 0.567 (10, 3)						G4-3					0	0	0	0	0	0	0					
Inning Stats	R: 0 E: 0 K: 0 S: 4	H: 0 LOB: 1 BB: 1 P: 8	R: 1 E: 0 K: 1 S: 7	H: 2 LOB: 1 BB: 0 P: 7	R: 0 E: 0 K: 1 S: 5	H: 0 LOB: 0 BB: 0 P: 5	R: 0 E: 0 K: 2 S: 8	H: 1 LOB: 1 BB: 0 P: 8	R: 0 E: 0 K: 0 S: 3	H: 0 LOB: 0 BB: 0 P: 3	R: 0 E: 0 K: 0 S: 3	H: 0 LOB: 0 BB: 0 P: 3	R: 1 E: 1 K: 0 S: 4	H: 1 LOB: 2 BB: 2 P: 11	R: 3 E: 0 K: 0 S: 6	H: 4 LOB: 2 BB: 1 P: 11	R: 0 E: 0 K: 0 S: 2	H: 0 LOB: 1 BB: 2 P: 10	1B: 3 2B: 3 3B: 0 HR: 2	SF: 0 SAC: 0 DP: 2 HBP: 0	WP: 1 PB: 0 SB: 1 CS: 0	PA: 40
PITCHER	IP WLS BF H R ER SO BB IBB HBP BLK WP HR S P ERA WHIP	19 Rodrigo Lopez, R ERA: 2.25	60 Manny Corpas, R ERA: 4.5	57 Scott Maine, L ERA: 1.99	50 Esmerlin Cardad, R ERA: 4.5	67 Blake Parker, R ERA: 5.4	90 Matt Loosen, R ERA: 10.1	IP WLS BF H R ER SO BB IBB HBP BLK WP HR S P ERA WHIP	1.0 1.0 4 0 0 0 0 2 0 0 0 0 0 0 2 10 1.00 2.000													

Chicago Cubs @ Oakland Athletics
Phoenix Municipal Stadium, Phoenix, AZ
Tue Mar 20 2012, 4:08 PM - 7:17 PM EDT
Att: 5,021 - Partly Cloudy - 60 F

AB 36
R 5
H 8
RBI 5
BB 4
SO 6
LOB 10



Batter	1	2	3	4	5	6	7	8	9	AB	R	H	RBI	BB	SO	LOB	TOP					
15 Darwin Barney, R OBP: 0.462, SLG: 0.720 99 Alfredo Amezaga, S OBP: 0.448, SLG: 0.462										2	1	1	1	1	1	0	Chicago Cubs @ Texas Rangers Surprise Stadium, Surprise, AZ Thu Mar 22 2012, 4:07 PM - 7:06 PM EDT Att: 8,041 - Sunny - 77 F					
11 Blake DeWitt, L OBP: 0.382, SLG: 0.467 45 Adrian Cardenas, L OBP: 0.355, SLG: 0.643										3	0	0	1	0	1	2						
12 Alfonso Soriano, R OBP: 0.333, SLG: 0.935 1 Tony Campana, L OBP: 0.250, SLG: 0.259										3	1	1	2	0	0	1						
6 Bryan LaHair, L OBP: 0.195, SLG: 0.250 44 Anthony Rizzo, L OBP: 0.417, SLG: 0.545										3	0	1	0	0	0	1						
18 Geovany Soto, R OBP: 0.333, SLG: 0.526 53 Weington Castillo, R OBP: 0.400, SLG: 0.536										3	0	1	0	0	1	1						
2 Ian Stewart, L OBP: 0.435, SLG: 0.600 20 Matt Tolbert, S OBP: 0.444, SLG: 0.375										3	2	2	1	0	0	1						
16 Joe Mather, R OBP: 0.435, SLG: 0.789 59 Brett Jackson, L OBP: 0.400, SLG: 0.586										3	1	3	2	0	0	0						
51 Steve Clevenger, L OBP: 0.344, SLG: 0.607 41 Bobby Scales, S OBP: 0.235, SLG: 0.250										3	0	1	0	0	0	1						
17 Dave Sappelt, R OBP: 0.290, SLG: 0.333 63 James Adduci, L OBP: 0.333, SLG: 0.250										3	2	1	0	0	0	2						
Inning Stats	R: 0 E: 0 K: 1 S: 8	H: 0 LOB: 0 P: 13	R: 2 E: 0 K: 0 S: 8	H: 2 LOB: 0 BB: 11	R: 1 E: 0 K: 0 S: 12	H: 1 LOB: 1 BB: 1	R: 0 E: 0 K: 0 S: 7	H: 2 LOB: 0 BB: 13	R: 3 E: 0 K: 2 S: 21	H: 4 LOB: 1 BB: 0	R: 1 E: 0 K: 0 S: 12	H: 2 LOB: 1 BB: 0	R: 4 E: 0 K: 1 S: 15	H: 3 LOB: 1 BB: 1	R: 0 E: 0 K: 1 S: 10	H: 1 LOB: 1 BB: 0		R: 0 E: 0 K: 1 S: 7	H: 0 LOB: 0 BB: 10	1B: 6 2B: 5 HR: 4	SF: 0 SAC: 0 DP: 1 HBP: 0	WP: 0 PB: 0 SB: 3 CS: 1
PITCHER	IP WLS BF H R ER SO BB IBB HBP BLK WP HR S P ERA WHIP																					
48 Colby Lewis, R ERA: 6.55	(1, 1) 5.0 L 23 9 6 6 3 1 0 0 0 0 0 0 2 56 85 10.80 2.000																					
57 Mark Lowe, R ERA: 3.6	(6, 1) 1.0 5 2 1 1 0 0 0 0 0 0 0 1 12 20 9.00 2.000																					
19 Koji Uehara, R ERA: 16.85	(7, 1) 1.0 7 3 4 4 1 1 0 0 0 0 0 1 15 21 36.00 4.000																					
22 Yoshinori Tateyama, R ERA: 1.5	(8, 1) 1.0 4 1 0 0 1 0 0 0 0 0 0 0 10 16 0.00 1.000																					
36 Joe Nathan, R ERA: 13.5	(9, 1) 1.0 3 0 0 0 1 0 0 0 0 0 0 0 7 10 0.00 0.000																					

Batter	1	2	3	4	5	6	7	8	9	AB	R	H	RBI	BB	SO	LOB	BOTTOM					
5 Ian Kinsler, R OBP: 0.406, SLG: 0.677 27 Leonys Martin, L OBP: 0.345, SLG: 0.480										3	0	0	0	1	0	0	Chicago Cubs @ Texas Rangers Surprise Stadium, Surprise, AZ Thu Mar 22 2012, 4:07 PM - 7:06 PM EDT Att: 8,041 - Sunny - 77 F					
1 Elvis Andrus, R OBP: 0.450, SLG: 0.528 3 Luis Hernandez, S OBP: 0.240, SLG: 0.400										3	1	0	0	1	1	1						
32 Josh Hamilton, L OBP: 0.194, SLG: 0.206 63 Yangelis Solarte, S OBP: 0.316, SLG: 0.632										4	1	1	0	0	0	2						
29 Adrian Beltré, R OBP: 0.297, SLG: 0.250 87 Culliver Rodriguez, S OBP: 1.000, SLG: 2.000										3	0	0	1	0	1	4						
10 Michael Young, R OBP: 0.484, SLG: 0.556 21 Brandon Snyder, R OBP: 0.409, SLG: 0.400										1	2	1	0	2	0	0						
25 Mike Napoli, R OBP: 0.538, SLG: 0.313 15 Luis Martinez, R OBP: 0.478, SLG: 0.591										1	0	0	0	1	1	1						
9 Brad Hawpe, L OBP: 0.333, SLG: 0.167										3	0	0	1	1	0	2						
28 Conor Jackson, R OBP: 0.103, SLG: 0.179										4	0	0	0	0	0	3						
23 Craig Gentry, R OBP: 0.208, SLG: 0.136										4	0	0	0	0	1	1						
Inning Stats	R: 0 E: 0 K: 0 S: 7	H: 0 LOB: 0 P: 9	R: 0 E: 0 K: 1 S: 8	H: 0 LOB: 1 BB: 1	R: 0 E: 0 K: 0 S: 7	H: 0 LOB: 0 BB: 0	R: 3 E: 2 K: 0 S: 15	H: 2 LOB: 1 BB: 1	R: 0 E: 1 K: 2 S: 11	H: 0 LOB: 2 BB: 1	R: 1 E: 0 K: 0 S: 9	H: 1 LOB: 2 BB: 2	R: 0 E: 0 K: 2 S: 6	H: 0 LOB: 2 BB: 1	R: 0 E: 0 K: 2 S: 14	H: 0 LOB: 0 BB: 0		R: 0 E: 0 K: 1 S: 7	H: 0 LOB: 0 BB: 13	1B: 3 2B: 0 3B: 0 HR: 0	SF: 1 SAC: 0 DP: 1 HBP: 0	WP: 0 PB: 0 SB: 0 CS: 0
PITCHER	IP WLS BF H R ER SO BB IBB HBP BLK WP HR S P ERA WHIP																					
22 Matt Garza, R ERA: 5.84	(1, 1) 5.0 W 22 2 3 0 3 3 0 0 0 0 0 0 1 5 8 0.00 1.000																					
62 Marcos Mateo, R ERA: 7.5	(6, 1) 0.0 1 0 1 1 0 1 0 0 0 0 0 0 1 5 8 0.00 2.250																					
48 Frankie De La Cruz, R ERA: 13.5	(6, 1) 1.1 6 1 0 0 0 2 0 0 0 0 0 0 10 26 0.00 2.250																					
40 James Russell, L ERA: 4.5	(7, 1) 1.2 5 0 0 0 2 0 0 0 0 0 0 0 18 27 0.00 0.000																					
48 Rafael Dolis, R ERA:	(9, 1) 1.0 3 0 0 0 1 0 0 0 0 0 0 0 7 13 0.00 0.000																					

Batter	1	2	3	4	5	6	7	8	9	AB	R	H	RBI	BB	SO	LOB	TOP					
9 David DeJesus, L (1,9) OBP: 0.326, SLG: 0.351 94 Ty Wright, R (6,9)	G6-3		F7	G3		K		E6		4	0	1	0	0	0	1	Chicago Cubs @ Colorado Rockies Salt River Fields at Talking Stick, Scottsdale, AZ Fri Mar 23 2012, 4:14 PM - 7:09 PM EDT Att. 12,584 - Sunny - 80 F					
2 Ian Stewart, L (1,5) OBP: 0.370, SLG: 0.500 99 Alfredo Amezaga, S (6,4)	K		G4-3		F8	P3		G5-3		4	0	0	0	0	1	1						
13 Starlin Castro, R (1,6)	G6-3		G1-3			K		F9		5	1	1	0	0	1	2						
6 Bryan LaHair, L (1,3) OBP: 0.267, SLG: 0.326 55 Edgar Gonzalez, R (8,3)		18 HR		18 HR					K	3	3	0	1	0	0	0						
18 Geovany Soto, R (1,2) OBP: 0.417, SLG: 0.864 51 Steve Clevenger, L (6,2)									F7	3	3	3	5	0	0	0						
24 Marlon Byrd, R (1,8) OBP: 0.333, SLG: 0.462 17 Dave Sappelt, R (6,8)										3	2	0	0	0	0	2						
5 Reed Johnson, R (1,7) OBP: 0.282, SLG: 0.212										3	0	0	1	1	0	4						
15 Darwin Barney, R (1,4) OBP: 0.414, SLG: 0.643 16 Joe Mather, R (6,5)										3	0	0	1	0	0	4						
29 Jeff Samardzija, R (1,1) OBP: 0.333, SLG: 0.533 3 Jeff Baker, R (5, PR) 50 Esmalín Caridad, R (5,1) 27 Casey Coleman, L (6,1) 3 Jeff Baker, R (8, PR) 27 Casey Coleman, L (8,1) 60 Manny Corpas, R (9,1)										2	0	1	1	0	1	0						
Inning Stats	R: 0 E: 0 K: 1 S: 5	H: 0 LOB: 0 BB: 0 P: 5	R: 3 E: 0 K: 1 S: 9	H: 2 LOB: 0 BB: 1 P: 15	R: 0 E: 0 K: 0 S: 3	H: 0 LOB: 0 BB: 0 P: 3	R: 3 E: 0 K: 0 S: 7	H: 4 LOB: 1 BB: 0 P: 7	R: 3 E: 1 K: 1 S: 9	H: 3 LOB: 2 BB: 1 P: 13	R: 0 E: 0 K: 1 S: 5	H: 1 LOB: 1 BB: 0 P: 5	R: 0 E: 0 K: 0 S: 4	H: 2 LOB: 1 BB: 0 P: 4	R: 1 E: 1 K: 1 S: 7	H: 1 LOB: 1 BB: 0 P: 8		R: 0 E: 0 K: 1 S: 5	H: 0 LOB: 0 BB: 0 P: 5	1B: 6 2B: 5 3B: 0 HR: 2	SF: 0 SAC: 0 DP: 2 HBP: 0	WP: 0 PB: 1 SB: 0 CS: 0
PITCHER	IP WLS BF H R ER SO BB IBB HBP BLK WP HR S P ERA WHIP																					
32 Tyler Chatwood, R (1,1) ERA: 7.94	4.1 L 23 9 9 7 2 1 0 0 0 0 0 2 28 34 14.54 2.308																					
86 Josh Outman, L (5,1) ERA: 5.87	1.2 7 1 0 0 2 1 0 0 0 0 0 0 10 14 0.00 1.200																					
71 Stephen Dodson, R (7,1) ERA: 12.0	1.0 4 2 0 0 0 0 0 0 0 0 0 0 4 4 0.00 2.000																					
49 Rex Brothers, L (8,1) ERA: 1.5	1.0 5 1 1 0 1 0 0 0 0 0 0 0 7 8 0.00 1.000																					
61 Edgmer Escalona, R (9,1) ERA: 7.71	1.0 3 0 0 0 1 0 0 0 0 0 0 0 5 5 0.00 0.000																					

AB	40
R	10
H	13
RBI	9
BB	2
SO	6
LOB	20



Batter	1	2	3	4	5	6	7	8	9	AB	R	H	RBI	BB	SO	LOB	BOTTOM					
Dexter Fowler, S (1,8) OBP: 0.184, SLG: 0.250 38 Wilkin Castillo, S (7,7)	F7			SH		K		G3-1		3	2	1	0	0	1	1	Chicago Cubs @ Colorado Rockies Salt River Fields at Talking Stick, Scottsdale, AZ Fri Mar 23 2012, 4:14 PM - 7:09 PM EDT Att. 12,584 - Sunny - 80 F					
18 Jonathan Herrera, S (1,6) OBP: 0.371, SLG: 0.543										5	0	1	0	0	0	7						
5 Carlos González, L (1,7) OBP: 0.273, SLG: 0.394 58 Jordan Pacheco, R (6,5)										3	1	2	5	0	0	1						
23 Jason Giambi, L (1,3) OBP: 0.438, SLG: 0.462 1 Enc Young Jr., S (6,7)										3	0	1	1	0	0	2						
3 Michael Cuddyer, R (1,9) OBP: 0.324, SLG: 0.467 12 Andrew Brown, R (5, PR)										2	0	0	0	1	1	1						
10 Chris Nelson, R (1,4) OBP: 0.282, SLG: 0.395 26 Brendan Harris, R (6,4)										3	1	1	1	0	0	1						
55 Ramón Hernández, R (1,2) OBP: 0.320, SLG: 0.348 41 Wil Nieves, R (7,2)										3	1	1	0	0	2	1						
7 Casey Blake, R (1,5) OBP: 0.167, SLG: 0.118 16 Brandon Wood, R (6,3)										3	1	2	0	0	1	1						
21 Tyler Colvin, L (1,10) OBP: 0.442, SLG: 0.657										4	1	2	0	0	0	2						
Inning Stats	R: 1 E: 0 K: 1 S: 7	H: 2 LOB: 1 BB: 0 P: 7	R: 4 E: 0 K: 0 S: 8	H: 5 LOB: 1 BB: 0 P: 9	R: 0 E: 0 K: 1 S: 5	H: 0 LOB: 0 BB: 0 P: 5	R: 2 E: 0 K: 0 S: 6	H: 3 LOB: 1 BB: 0 P: 6	R: 0 E: 0 K: 2 S: 7	H: 0 LOB: 1 BB: 1 P: 11	R: 0 E: 0 K: 1 S: 6	H: 1 LOB: 0 BB: 0 P: 6	R: 1 E: 1 K: 1 S: 6	H: 1 LOB: 0 BB: 0 P: 6	R: 0 E: 0 K: 0 S: 3	H: 0 LOB: 0 BB: 0 P: 3		R: 0 E: 0 K: 1 S: 5	H: 0 LOB: 0 BB: 0 P: 5	1B: 8 2B: 3 3B: 0 HR: 1	SF: 0 SAC: 1 DP: 2 HBP: 0	WP: 0 PB: 0 SB: 1 CS: 0
PITCHER	IP WLS BF H R ER SO BB IBB HBP BLK WP HR S P ERA WHIP																					
29 Jeff Samardzija, R (1,1) ERA: 6.43	4.0 W 22 10 7 7 2 0 0 0 0 0 0 1 26 27 15.75 2.500																					
50 Esmalín Caridad, R (5,1) ERA: 3.0	1.0 H 4 0 0 0 2 1 0 0 0 0 0 0 7 11 0.00 1.000																					
27 Casey Coleman, R (6,1) ERA: 3.38	3.0 H 11 2 1 0 2 0 0 0 0 0 0 0 15 15 0.00 0.667																					
27 Casey Coleman, R (8,1) ERA: 3.38	3.0 H 11 2 1 0 2 0 0 0 0 0 0 0 15 15 0.00 0.667																					
60 Manny Corpas, R (9,1) ERA: 3.38	1.0 S 3 0 0 0 1 0 0 0 0 0 0 0 5 5 0.00 0.000																					

AB	38
R	8
H	12
RBI	7
BB	1
SO	7
LOB	20



Batter	1	2	3	4	5	6	7	8	9	AB	R	H	RBI	BB	SO	LOB	TOP		
5 Reed Johnson, R (1.9) OBP: 0.318, SLG: 0.243 94 Ty Wright, R (7.9) OBP: 0.333, SLG: 0.333	0-0 G5-3 13 BB 1B		0-0 G1-3 13 BB 12 SF7 1B	1-0 FC6-4 13 HBP		0-0 G5-3		0-0 F8-4 99 BB 1B		3	1	2	0	0	0	0			
11 Blake DeWitt, L (1.7) OBP: 0.372, SLG: 0.405	4-0 G5-3 13 BB 1B		4-0 G1-3 12 SF7 6 BB 1B	0-3 K		0-3 K		0-3 K		3	1	0	0	2	3	5			
13 Starlin Castro, R (1.6) OBP: 0.355, SLG: 0.462 99 Alfredo Amezaga, S (6.6) OBP: 0.438, SLG: 0.448	0-0 G5-3		0-0 G1-3	0-0 FC6-4			0-0 FC6-4 12 HR 1B	0-0 F8-4		3	0	0	1	0	0	7			
12 Alfonso Soriano, R (1.10) OBP: 0.325, SLG: 0.946 47 Blake Lalli, L (9. PH) OBP: 0.400, SLG: 0.867	0-0 F8		0-0 SF7		0-0 P2		1-1 HR	0-0 G6-3		3	1	1	3	0	0	1			
6 Bryan LaHair, L (1.3) OBP: 0.292, SLG: 0.370 53 Wellington Castillo, R (6.2) OBP: 0.371, SLG: 0.469		0-0 G1-3	0-0 1B		0-0 2B		0-0 G6-3	0-0 G4-3		3	0	2	1	0	0	0			
18 Geovany Soto, R (1.2) OBP: 0.370, SLG: 0.760 55 Edgar Gonzalez, R (6.5) OBP: 0.400, SLG: 0.609		0-0 E1 2 BB F8	0-3 K		0-0 G6-3		0-0 20 E 2B	0-0 1B		3	0	0	0	0	1	2			
2 Ian Stewart, L (1.5) OBP: 0.347, SLG: 0.444 20 Matt Tolbert, S (6.4) OBP: 0.400, SLG: 0.333	0-0 F8		0-0 G4-3		4-0 BB		1-0 E5 51 BB G6-4-3			2	0	0	0	1	0	1			
3 Jeff Baker, R (1.4) OBP: 0.308, SLG: 0.286 51 Steve Clevenger, L (6.3) OBP: 0.343, SLG: 0.581	0-3 K		0-0 16 BB 2B		0-0 F8		0-0 G6-4-3			3	0	1	0	0	1	3			
16 Joe Mather, R (1.8) OBP: 0.468, SLG: 0.818 17 Dave Sappelt, R (4.8) OBP: 0.286, SLG: 0.323			0-0 5 BB 13 BB G1-3 2B		0-0 1-3 2B		0-0 L6	0-0 94 BB 1B		2	1	2	0	0	0	0			
Inning Stats	R: 0 E: 0 K: 0 S: 3	H: 1 LOB: 1 BB: 1 P: 7	R: 0 E: 1 K: 1 S: 6	H: 0 LOB: 1 BB: 0 P: 6	R: 3 E: 0 K: 1 S: 8	H: 3 LOB: 1 BB: 1 P: 12	R: 0 E: 0 K: 1 S: 7	H: 2 LOB: 3 BB: 0 P: 8	R: 0 E: 0 K: 1 S: 5	H: 0 LOB: 0 BB: 0 P: 5	R: 3 E: 2 K: 0 S: 7	H: 3 LOB: 1 BB: 0 P: 9	R: 0 E: 0 K: 1 S: 6	H: 2 LOB: 1 BB: 0 P: 6	R: 0 E: 0 K: 0 S: 3	H: 1 LOB: 1 BB: 0 P: 3	1B: 8 2B: 5 3B: 0 HR: 1	SF: 1 SAC: 0 DP: 3 HBP: 1	WP: 0 PA: 42
PITCHER	IP WLS BF H R ER SO BB IBB HBP BLK WP HR S P ERA WHIP	5.0 L 26 7 3 3 3 3 0 1 0 0 0 28 41 5.40 2.000	1.0 3 0 0 0 1 0 0 0 0 0 0 0 5 5 0.00 0.000	1.0 6 3 3 2 0 0 0 0 0 0 0 1 7 9 18.00 3.000	1.0 4 2 0 0 1 0 0 0 0 0 0 6 6 0.00 2.000	1.0 3 1 0 0 0 0 0 0 0 0 0 3 3 0.00 1.000	PITCHER										IP WLS BF H R ER SO BB IBB HBP BLK WP HR S P ERA WHIP		

Chicago Cubs @ Cleveland Indians
Goodyear Ballpark, Goodyear, AZ
Sun Mar 25 2012, 4:08 PM - 6:56 PM EDT
Att: 6,614 - Cloudy - 79 F

AB 37
R 6
H 13
RBI 5
BB 3
SO 5
LOB 23



Batter	1	2	3	4	5	6	7	8	9	AB	R	H	RBI	BB	SO	LOB	BOTTOM		
22 Jason Kipnis, L (1.4) OBP: 0.347, SLG: 0.405 4 Jose Lopez, R (8.4) OBP: 0.444, SLG: 0.667	0-0 13 BB 41 BB G6-3 2B	0-0 G3-1		0-0 G3			0-0 G3-1			4	1	1	0	0	0	3			
13 Asdrubal Cabrera, S (1.6) OBP: 0.388, SLG: 0.550 68 Gregorio Petit, R (8.6) OBP: 0.444, SLG: 0.400	0-0 41 BB 17 BB G6-3 1B		0-0 F8		0-0 F7		0-0 G4-3			4	1	1	0	0	0	0			
17 Shin-Soo Choo, L (1.9) OBP: 0.388, SLG: 0.550 72 Chad Huffman, R (8.9) OBP: 0.412, SLG: 0.308	4-0 48 BB 41 BB G3 BB		0-0 F8		0-0 G4-3		0-3 K2-3			2	0	0	0	1	0	0			
41 Carlos Santana, S (1.2) OBP: 0.286, SLG: 0.366 33 Matt Paganzzi, R (8.2) OBP: 0.091, SLG: 0.192	0-0 G6-3		0-0 P2		0-0 G6-3		0-0 F7			3	0	0	1	0	0	2			
48 Travis Hafner, L (1.10) OBP: 0.436, SLG: 0.618	0-0 G3			0-0 29 BB 35 BB 1B		0-0 35 BB F9 2B		4-0 7 WP BB		3	0	2	1	1	0	1			
35 Casey Kotchman, L (1.3) OBP: 0.387, SLG: 0.370 7 Matt LaPorta, R (8.3) OBP: 0.188, SLG: 0.200	4-0 BB			0-0 29 BB 1B		0-0 F9		1-3 K		1	0	0	0	2	0	1			
79 Russ Canzler, R (1.7) OBP: 0.350, SLG: 0.334 2 Aaron Cunningham, R (8.7) OBP: 0.212, SLG: 0.273	0-0 F9			0-0 F7		0-0 G6-3		0-0 F9		3	0	0	0	0	0	5			
8 Lonnie Chisenhall, L (1.5) OBP: 0.225, SLG: 0.231 28 Andy LaRoche, R (8.5) OBP: 0.478, SLG: 0.474		0-0 G6-3		0-3 K		0-0 P5		0-0 G6-3		3	0	0	0	0	1	3			
29 Felix Pie, L (1.8) OBP: 0.250, SLG: 0.320		0-0 G1-3		0-0 1-2 2-3 1B			0-0 F8		0-0 G6-3	4	0	1	0	0	0	0			
Inning Stats	R: 2 E: 0 K: 0 S: 5	H: 2 LOB: 2 BB: 2 P: 13	R: 0 E: 0 K: 0 S: 3	H: 0 LOB: 0 BB: 0 P: 3	R: 0 E: 0 K: 1 S: 7	H: 0 LOB: 3 BB: 1 P: 11	R: 0 E: 0 K: 0 S: 4	H: 1 LOB: 1 BB: 0 P: 4	R: 0 E: 0 K: 2 S: 7	H: 0 LOB: 0 BB: 0 P: 3	R: 0 E: 0 K: 2 S: 7	H: 0 LOB: 1 BB: 1 P: 12	R: 0 E: 0 K: 0 S: 3	H: 0 LOB: 0 BB: 0 P: 3	R: 0 E: 0 K: 0 S: 3	H: 0 LOB: 0 BB: 0 P: 3	1B: 3 2B: 2 3B: 0 HR: 0	SF: 0 SAC: 0 DP: 0 HBP: 0	WP: 1 PA: 36
PITCHER	IP WLS BF H R ER SO BB IBB HBP BLK WP HR S P ERA WHIP	1.1 2 6 4 2 2 1 3 0 0 0 0 0 19 31 4.15 1.615	1.2 H 6 1 0 0 0 0 0 0 0 0 6 6 0.00 0.600	1.0 3 0 0 0 0 0 0 0 0 0 0 3 3 0.00 0.000	1.0 4 0 0 0 2 1 0 0 0 0 1 7 12 0.00 1.000	1.0 3 0 0 0 0 0 0 0 0 0 0 3 3 0.00 0.000	PITCHER										IP WLS BF H R ER SO BB IBB HBP BLK WP HR S P ERA WHIP		

Chicago Cubs @ Cleveland Indians
Goodyear Ballpark, Goodyear, AZ
Sun Mar 25 2012, 4:08 PM - 6:56 PM EDT
Att: 6,614 - Cloudy - 79 F

AB 32
R 2
H 5
RBI 2
BB 4
SO 3
LOB 16



Batter	1	2	3	4	5	6	7	8	9	AB	R	H	RBI	BB	SO	LOB	TOP								
22 Jason Kipnis, L OBP: 0.328, SLG: 0.392										4	0	2	0	0	1	1	Cleveland Indians @ Chicago Cubs Hohokam Park, Mesa, AZ Wed Mar 28 2012, 4:08 PM - 6:36 PM EDT Att: 8,911 - Sunny - 86 F								
13 Asdrúbal Cabrera, S OBP: 0.377, SLG: 0.394 68 Gregorio Petit, R OBP: 0.421, SLG: 0.375										3	0	1	0	1	0	2									
17 Shin-Soo Choo, L OBP: 0.373, SLG: 0.479 28 Andy LaRoche, R OBP: 0.481, SLG: 0.478										4	0	0	0	0	1	5									
48 Travis Hafner, L OBP: 0.378, SLG: 0.525 47 Shelley Duncan, R OBP: 0.292, SLG: 0.548										3	0	0	0	0	1	2									
41 Carlos Santana, S OBP: 0.254, SLG: 0.373 45 Luke Carlin, S OBP: 0.385, SLG: 0.273										3	0	0	0	0	0	0									
35 Casey Kotchman, L OBP: 0.412, SLG: 0.379 1 Ryan Spilborghs, R OBP: 0.279, SLG: 0.194										2	0	1	0	1	0	0									
79 Russ Canzler, R OBP: 0.333, SLG: 0.293										4	0	0	0	0	2	4									
9 Jack Hannahan, L OBP: 0.273, SLG: 0.545 16 Jason Donald, R OBP: 0.300, SLG: 0.278										2	0	0	0	0	1	1									
2 Aaron Cunningham, R OBP: 0.295, SLG: 0.296 29 Felix Pie, L OBP: 0.300, SLG: 0.370										2	0	0	0	0	1	0									
										1	0	1	0	0	0	0									
Inning Stats	R: 0 E: 0 K: 1 S: 6	H: 1 LOB: 1 BB: 0 P: 6	R: 0 E: 0 K: 0 S: 4	H: 1 LOB: 1 BB: 0 P: 4	R: 0 E: 0 K: 1 S: 5	H: 0 LOB: 1 BB: 1 P: 9	R: 0 E: 0 K: 0 S: 3	H: 0 LOB: 0 BB: 0 P: 3	R: 0 E: 0 K: 3 S: 9	H: 0 LOB: 0 BB: 0 P: 9	R: 0 E: 0 K: 0 S: 4	H: 1 LOB: 1 BB: 0 P: 4	R: 0 E: 0 K: 1 S: 4	H: 0 LOB: 1 BB: 1 P: 8	R: 0 E: 0 K: 1 S: 7	H: 2 LOB: 2 BB: 0 P: 7	R: 0 E: 0 K: 0 S: 3	H: 0 LOB: 2 BB: 2 P: 11	1B: 3 2B: 3 3B: 0 HR: 0	SF: 0 SAC: 0 DP: 1 HBP: 0	WP: 0 PB: 0 SB: 0 CS: 1	PA: 35			
PITCHER	IP WLS BF H R ER SO BB IBB HBP BLK WP HR S P ERA WHIP																								
29 Jeff Samardzija, R ERA: 4.5	6.0 W 22	3 0 0 0 5	1 0 0 0 0	0 0 0 0 0	0 0 0 0 0	0 0 4 8	0 0 7 7	0 0 3 11	0.00 0.667																
49 Carlos Marmol, R ERA: 8.59	1.0 H 3	0 0 0 1	1 0 0 0 0	0 0 0 0 0	0 0 4 8	0 0 7 7	0 0 3 11	0.00 1.000																	
40 James Russell, L ERA: 3.38	1.0 H 5	2 0 0 1	0 0 0 0 0	0 0 0 0 0	0 0 7 7	0 0 3 11	0.00 2.000																		
48 Rafael Dolis, R ERA:	1.0 S 5	0 0 0 0	2 0 0 0 0	0 0 0 0 0	0 0 3 11	0.00 2.000																			

Batter	1	2	3	4	5	6	7	8	9	AB	R	H	RBI	BB	SO	LOB	BOTTOM							
1 Tony Campana, L OBP: 0.257, SLG: 0.265										4	0	1	0	0	1	3	Cleveland Indians @ Chicago Cubs Hohokam Park, Mesa, AZ Wed Mar 28 2012, 4:08 PM - 6:36 PM EDT Att: 8,911 - Sunny - 86 F							
11 Blake DeWitt, L OBP: 0.373, SLG: 0.422 40 James Russell, L ERA: 8.59 48 Rafael Dolis, R ERA: 3.38										4	0	1	0	0	1	2								
13 Starlin Castro, R OBP: 0.283, SLG: 0.441										4	0	0	0	0	0	3								
12 Alfonso Soriano, R OBP: 0.319, SLG: 0.841										4	1	1	0	0	1	2								
2 Ian Stewart, L OBP: 0.359, SLG: 0.486										4	1	2	0	0	2	0								
18 Geovany Soto, R OBP: 0.324, SLG: 0.625 51 Steve Clevenger, L OBP: 0.350, SLG: 0.583										3	0	1	0	0	2	3								
6 Bryan LaHair, L OBP: 0.326, SLG: 0.431 47 Blake Latli, L OBP: 0.350, SLG: 0.684										1	0	1	0	0	0	0								
16 Joe Mather, R OBP: 0.455, SLG: 0.745										2	0	1	1	1	0	1								
29 Jeff Samardzija, R OBP: 0.400, SLG: 0.800 3 Jeff Baker, R OBP: 0.326, SLG: 0.359 49 Carlos Marmol, R ERA: 8.59 20 Matt Tolbert, S OBP: 0.385, SLG: 0.333										2	0	1	0	0	1	2								
										1	0	0	0	0	1	2								
Inning Stats	R: 0 E: 0 K: 1 S: 6	H: 1 LOB: 1 BB: 0 P: 6	R: 0 E: 0 K: 2 S: 8	H: 1 LOB: 2 BB: 1 P: 12	R: 0 E: 0 K: 0 S: 4	H: 1 LOB: 1 BB: 0 P: 4	R: 0 E: 0 K: 1 S: 6	H: 1 LOB: 1 BB: 0 P: 6	R: 0 E: 0 K: 3 S: 13	H: 1 LOB: 2 BB: 0 P: 13	R: 0 E: 0 K: 1 S: 5	H: 0 LOB: 0 BB: 0 P: 5	R: 0 E: 0 K: 1 S: 5	H: 1 LOB: 0 BB: 0 P: 5	R: 0 E: 0 K: 1 S: 5	H: 1 LOB: 0 BB: 0 P: 5	1B: 8 2B: 2 3B: 1 HR: 0	SF: 0 SAC: 0 DP: 1 HBP: 0	WP: 0 PB: 0 SB: 0 CS: 0	PA: 34				
PITCHER	IP WLS BF H R ER SO BB IBB HBP BLK WP HR S P ERA WHIP																							
43 Josh Tomlin, R ERA: 7.15	5.2 L 27	2 2 2 6	1 0 0 0 0	0 0 0 0 0	0 0 3 3	0 0 5 5	0 0 5 5	0.00 0.000																
53 Rafael Perez, L ERA: 6.0	0.1	1 0 0 1	0 0 0 0 0	0 0 0 0 0	0 0 3 3	0.00 0.000																		
56 Frank Herrmann, R ERA: 5.79	1.0	3 0 0 1	0 0 0 0 0	0 0 5 5	0.00 0.000																			
44 Dan Wheeler, R ERA: 8.0	1.0	3 1 0 1	0 0 0 1	0 0 0 0 0	0 0 5 5	0.00 1.000																		

AB	31
R	0
H	5
RBI	0
BB	4
SO	7
LOB	17



AB	33
R	2
H	10
RBI	2
BB	1
SO	9
LOB	21



Batter	1	2	3	4	5	6	7	8	9	AB	R	H	RBI	BB	SO	LOB	TOP										
15 Darwin Barney, R OBP: 0.477, SLG: 0.700 99 Alfredo Amezaga, S OBP: 0.357, SLG: 0.342										4	0	4	1	0	0	0	Chicago Cubs @ San Diego Padres Peoria Stadium, Peoria, AZ Thu Mar 29 2012, 4:05 PM - 7:04 PM EDT Att.: 5,325 - Sunny - 81 F										
24 Marlon Byrd, R OBP: 0.271, SLG: 0.364 94 Ty Wright, R OBP: 0.333, SLG: 0.333										4	0	1	1	0	2	2											
13 Starlin Castro, R OBP: 0.277, SLG: 0.422										5	0	1	0	0	0	4											
3 Jeff Baker, R OBP: 0.340, SLG: 0.465 51 Steve Clevenger, L OBP: 0.341, SLG: 0.566										4	3	2	1	0	0	0											
5 Reed Johnson, R OBP: 0.327, SLG: 0.333 Justin Bour, L (6.3)										4	1	2	1	0	1	1											
16 Joe Mather, R OBP: 0.467, SLG: 0.745										4	3	2	1	1	0	1											
18 Geovany Soto, R OBP: 0.368, SLG: 0.686 54 Shawn Camp, R Alberto Cabrera, R (7.1)										3	1	2	3	1	0	1											
63 James Adduci, L OBP: 0.316, SLG: 0.235										0	0	0	0	0	0	0											
11 Blake DeWitt, L OBP: 0.411, SLG: 0.438										3	3	2	1	1	0	1											
32 Chris Volstad, R OBP: 1.000, SLG: 1.000 34 Kerry Wood, R (5.1) 1 Tony Campana, L OBP: 0.243, SLG: 0.250 (7.8)										1	0	1	2	0	0	0											
Inning Stats	R: 0 E: 0 K: 1 S: 7	H: 1 LOB: 0 BB: 0 P: 11	R: 4 E: 1 K: 0 S: 23	H: 5 LOB: 2 BB: 1 P: 39	R: 0 E: 0 K: 1 S: 10	H: 1 LOB: 1 BB: 0 P: 14	R: 1 E: 0 K: 0 S: 8	H: 1 LOB: 1 BB: 0 P: 14	R: 4 E: 0 K: 1 S: 12	H: 5 LOB: 1 BB: 0 P: 18	R: 2 E: 0 K: 0 S: 16	H: 2 LOB: 0 BB: 2 P: 30	R: 0 E: 0 K: 1 S: 8	H: 0 LOB: 0 BB: 0 P: 11	R: 0 E: 0 K: 1 S: 7	H: 1 LOB: 1 BB: 0 P: 11	1B: 10 2B: 6 3B: 0 HR: 2	SF: 1 SAC: 2 DP: 2 HBP: 1	WP: 1 PB: 1 SB: 1 CS: 2	PA: 47							
PITCHER	IP	WLS	BF	H	R	ER	SO	BB	IBB	HBP	BLK	WP	HR	S	P	ERA	WHIP										
33 Clayton Richard, L ERA: 9.0	4.1		26	12	9	8	2	1	0	1	0	1	2	54	87	16.61	3.000										
39 Ernesto Frieri, R ERA: 4.7	1.2		10	3	2	2	1	2	0	0	0	0	0	22	39	10.80	3.000										
54 Joe Thatcher, L ERA: 4.5	1.0		3	1	0	0	0	0	0	0	0	0	0	3	6	0.00	1.000										
57 Luke Gregerson, R ERA: 4.5	1.0	W	3	0	0	0	1	0	0	0	0	0	0	8	11	0.00	0.000										
58 Brad Brach, R ERA: 0.93	1.0	S	4	1	0	0	1	0	0	0	0	0	0	7	11	0.00	1.000										
Batter	1	2	3	4	5	6	7	8	9	AB	R	H	RBI	BB	SO	LOB	BOTTOM										
25 Will Venable, L OBP: 0.419, SLG: 0.463 66 Brad Davis, R OBP: 0.391, SLG: 0.350										4	1	1	0	0	1	0	Chicago Cubs @ San Diego Padres Peoria Stadium, Peoria, AZ Thu Mar 29 2012, 4:05 PM - 7:04 PM EDT Att.: 5,325 - Sunny - 81 F										
14 Mark Kotsay, L OBP: 0.424, SLG: 0.429 91 Daniel Robertson, R OBP: 0.897, SLG: 1.400										4	0	2	0	0	0	2											
23 Yonder Alonso, L OBP: 0.324, SLG: 0.455 54 Joe Thatcher, L (7.1) 57 Luke Gregerson, L (8.1) 88 Kyle Blanks, R OBP: 0.345, SLG: 0.400 58 Brad Brach, R (9.1)										4	0	0	0	0	0	3											
4 Nick Hundley, R OBP: 0.400, SLG: 0.536 72 Jaff Decker, L OBP: 0.426, SLG: 0.591										3	1	2	2	0	0	0											
13 Chris Denorfia, R OBP: 0.391, SLG: 0.524 89 Matt Clark, L OBP: 0.442, SLG: 0.725										3	1	1	1	0	1	1											
22 James Darnell, R OBP: 0.317, SLG: 0.400 90 Kyung-Min Na, L (7.7) (8.7)										3	1	1	0	1	1	3											
8 Jason Bartlett, R OBP: 0.333, SLG: 0.486 3 Andy Parrino, S OBP: 0.297, SLG: 0.448										3	1	2	3	0	0	0											
2 Everth Cabrera, S OBP: 0.263, SLG: 0.302										3	1	0	0	1	0	4											
33 Clayton Richard, L OBP: 0.667, SLG: 0.667 39 Ernesto Frieri, R (5.1) 15 Jesus Guzman, R OBP: 0.328, SLG: 0.429 73 Jonathan Galvez, R OBP: 0.389, SLG: 0.543 90 Beamer Weems, R OBP: 0.286, SLG: 0.167										2	1	1	0	0	1	0											
Inning Stats	R: 0 E: 0 K: 0 S: 6	H: 0 LOB: 0 BB: 0 P: 7	R: 2 E: 0 K: 0 S: 15	H: 2 LOB: 0 BB: 0 P: 23	R: 4 E: 0 K: 0 S: 12	H: 5 LOB: 1 BB: 1 P: 22	R: 0 E: 0 K: 1 S: 9	H: 1 LOB: 0 BB: 0 P: 13	R: 0 E: 0 K: 2 S: 10	H: 1 LOB: 1 BB: 0 P: 15	R: 2 E: 0 K: 1 S: 15	H: 2 LOB: 1 BB: 1 P: 21	R: 1 E: 1 K: 0 S: 9	H: 2 LOB: 1 BB: 0 P: 14	R: 3 E: 1 K: 0 S: 14	H: 4 LOB: 1 BB: 0 P: 23		1B: 12 2B: 4 3B: 0 HR: 2	SF: 0 SAC: 0 DP: 1 HBP: 0	WP: 1 PB: 0 SB: 0 CS: 1	PA: 43						
PITCHER	IP	WLS	BF	H	R	ER	SO	BB	IBB	HBP	BLK	WP	HR	S	P	ERA	WHIP										
32 Chris Volstad, R ERA: 4.3	4.2		23	9	6	6	2	1	0	0	0	0	0	3	5	11.57	2.143										
34 Kerry Wood, R ERA: 9.82	0.1	H	1	0	0	0	1	0	0	0	0	0	0	3	5	0.00	0.000										
54 Shawn Camp, R ERA: 3.86 Alberto Cabrera, R ERA: 9.31	1.1	L	10	4	3	3	1	1	0	0	0	0	1	23	34	20.25	3.750										
7.1	1.2	L	8	4	3	3	0	0	0	0	0	1	0	15	24	16.20	2.400										


Batter	1	2	3	4	5	6	7	8	9	AB	R	H	RBI	BB	SO	LOB	TOP										
9 Dee Strange-Gordon, L OBP: 0.460, SLG: 0.509 89 Luis Nunez, R										3	1	1	2	1	1	0	Los Angeles Dodgers @ Chicago Cubs Hohokam Park, Mesa, AZ Fri Mar 30 2012, 4:08 PM - 7:15 PM EDT Att: 10,102 - Sunny - 84 F										
14 Mark Ellis, R OBP: 0.327, SLG: 0.367 79 C.J. Retherford, R OBP: 1.000, SLG: 1.000										3	0	0	0	1	1	2											
7 James Loney, L OBP: 0.333, SLG: 0.468 88 Brian Cavazos-Galvez, R										4	0	2	1	0	0	2											
5 Juan Uribe, R OBP: 0.286, SLG: 0.282 74 Kenley Jansen, S										4	0	0	0	0	0	2											
54 Javy Guerra, R Chris Pettit, R 93 Logan Bawcom, R										0	0	0	0	0	0	0											
10 Tony Gwynn Jr., L OBP: 0.288, SLG: 0.325 54 Nick Buss, L										4	1	1	0	0	0	1											
63 Matt Angle, L OBP: 0.405, SLG: 0.267										4	1	2	0	1	0	2											
65 Luis Alfonso Cruz, R OBP: 0.290, SLG: 0.454										4	0	2	2	0	0	1											
18 Matt Treanor, R OBP: 0.375, SLG: 0.400										3	1	1	0	1	1	3											
62 Fernando Nieve, R 93 Noel Cuevas, R 66 Mike MacDougal, S 57 Scott Elbert, L 31 Tim Federowicz, R 38 Pedro Baez, R										1	0	0	0	0	0	2											
Inning Stats	R: 0 E: 0 K: 0 S: 2	H: 0 LOB: 0 BB: 1 P: 7	R: 1 E: 0 K: 0 S: 5	H: 2 LOB: 2 BB: 1 P: 9	R: 0 E: 0 K: 1 S: 6	H: 1 LOB: 1 BB: 0 P: 6	R: 0 E: 0 K: 1 S: 6	H: 1 LOB: 1 BB: 1 P: 9	R: 0 E: 0 K: 0 S: 3	H: 0 LOB: 0 BB: 0 P: 3	R: 3 E: 0 K: 0 S: 6	H: 3 LOB: 1 BB: 1 P: 10	R: 1 E: 1 K: 1 S: 5	H: 2 LOB: 2 BB: 1 P: 9	R: 1 E: 1 K: 1 S: 7	H: 2 LOB: 1 BB: 0 P: 8	1B: 7 2B: 2 3B: 2 HR: 0	SF: 0 SAC: 0 DP: 1 HBP: 0	WP: 1 PB: 0 SB: 0 CS: 1	PA: 42							
PITCHER	IP	WLS	BF	H	R	ER	SO	BB	IBB	HBP	BLK	WP	HR	S	P	ERA	WHIP										
46 Ryan Dempster, R ERA: 3.26	4.2		20	4	1	1	3	3	0	0	0	0	0	23	36	1.93	1.500										
40 James Russell, L ERA: 3.27	0.1	L	1	0	0	0	0	0	0	0	0	0	0	1	1	0.00	0.000										
60 Manny Corpas, R ERA: 5.59	1.2		8	2	3	3	0	1	0	0	0	0	0	7	11	16.20	1.800										
52 Lendy Castillo, R ERA: 3.75	1.1		8	3	1	1	0	1	0	0	0	0	0	7	11	6.75	3.000										
88 Marcus Hatley, R ERA: 4.5	1.0		5	2	1	1	1	0	0	0	0	1	0	7	8	9.00	2.000										

Batter	1	2	3	4	5	6	7	8	9	AB	R	H	RBI	BB	SO	LOB	BOTTOM										
9 David DeJesus, L OBP: 0.295, SLG: 0.269										4	1	1	0	0	1	1	Los Angeles Dodgers @ Chicago Cubs Hohokam Park, Mesa, AZ Fri Mar 30 2012, 4:08 PM - 7:15 PM EDT Att: 10,102 - Sunny - 84 F										
15 Darwin Barney, R OBP: 0.447, SLG: 0.651 99 Alfredo Amezaga, S										3	0	0	0	0	2	1											
13 Starlin Castro, R OBP: 0.279, SLG: 0.433 60 Manny Corpas, R 52 Lendy Castillo, S										3	0	1	0	0	0	1											
5 Reed Johnson, R OBP: 0.321, SLG: 0.326 88 Marcus Hatley, R										0	0	0	0	0	0	0											
6 Bryan LaHair, L OBP: 0.313, SLG: 0.410										3	0	0	0	1	1	2											
12 Alfonso Soriano, R OBP: 0.314, SLG: 0.813										4	0	1	1	0	0	2											
2 Ian Stewart, L OBP: 0.348, SLG: 0.538										4	1	1	1	0	0	2											
24 Marlon Byrd, R OBP: 0.302, SLG: 0.414										3	1	2	0	1	1	0											
18 Geovany Soto, R OBP: 0.341, SLG: 0.632 51 Steve Clevenger, L										3	0	0	0	0	0	2											
46 Ryan Dempster, R 40 James Russell, L 11 Blake DeWitt, L 16 Joe Mather, R										1	0	0	0	0	1	1											
Inning Stats	R: 0 E: 0 K: 1 S: 7	H: 2 LOB: 2 BB: 0 P: 7	R: 0 E: 0 K: 1 S: 5	H: 0 LOB: 1 BB: 1 P: 9	R: 0 E: 0 K: 0 S: 3	H: 0 LOB: 0 BB: 0 P: 3	R: 1 E: 0 K: 0 S: 7	H: 2 LOB: 1 BB: 0 P: 10	R: 0 E: 0 K: 1 S: 5	H: 0 LOB: 0 BB: 1 P: 10	R: 0 E: 0 K: 0 S: 3	H: 0 LOB: 0 BB: 0 P: 3	R: 0 E: 0 K: 1 S: 6	H: 1 LOB: 2 BB: 1 P: 12	R: 1 E: 0 K: 0 S: 4	H: 1 LOB: 0 BB: 0 P: 4	1B: 2 2B: 2 3B: 1 HR: 1	SF: 0 SAC: 0 DP: 0 HBP: 1	WP: 1 PB: 0 SB: 0 CS: 0	PA: 37							
PITCHER	IP	WLS	BF	H	R	ER	SO	BB	IBB	HBP	BLK	WP	HR	S	P	ERA	WHIP										
62 Fernando Nieve, R ERA: 2.92	4.0		17	4	1	1	2	1	0	0	0	1	0	5	10	0.00	1.000										
66 Mike MacDougal, R ERA: 7.71	1.0		4	0	0	0	1	1	0	0	0	1	0	5	10	0.00	1.000										
57 Scott Elbert, L ERA: 3.38	1.0	W	3	0	0	0	0	0	0	0	0	0	0	3	3	0.00	0.000										
74 Kenley Jansen, R ERA: 2.25	1.0	H	3	0	0	0	1	0	0	0	0	0	0	5	5	0.00	0.000										
54 Javy Guerra, R ERA: 2.35	1.0	H	6	1	1	1	1	1	0	1	0	0	0	6	12	9.00	2.000										




Batter	1	2	3	4	5	6	7	8	9	10	AB	R	H	RBI	BB	SO	LOB	TOP																				
2 Erick Aybar, S OBP: 0.424, SLG: 0.565 19 Alexi Amarista, L OBP: 0.365, SLG: 0.588	G6-3		G5-3		F9		1B			K	3	0	0	0	0	0	1	Los Angeles Angels @ Chicago Cubs Hohokam Park, Mesa, AZ Sat Mar 31 2012, 4:08 PM - 7:07 PM EDT Att. 12,413 - Sunny - 88 F																				
47 Howie Kendrick, R OBP: 0.433, SLG: 0.698 3 Jorge Cantu, R OBP: 0.275, SLG: 0.375	5 HR 2B		K		G6-3		P4			L7	3	1	1	0	0	1	1																					
5 Albert Pujols, R OBP: 0.460, SLG: 0.870 39 Ryan Langerhans, L (6, PR) OBP: 0.406, SLG: 0.417	2H HR		F9		F9		48 CS BB			K	2	1	1	2	1	0	0																					
48 Torii Hunter, R OBP: 0.352, SLG: 0.404 79 Roberto Lopez, R (6, PR) OBP: 0.500, SLG: 2.000	K		K		K		E6 10 1B 44 2B			G4-3	3	0	0	0	0	2	1																					
10 Vernon Wells, R OBP: 0.375, SLG: 0.483 4 Ryan Mount, L OBP: 0.250, SLG: 0.750	F9		K		K		44 2B 1B			G4-3	3	0	1	0	0	1	0																					
44 Mark Trumbo, R OBP: 0.321, SLG: 0.681 58 Brian Hernandez, R (6, PR) (6, 4)		E1 25 FC6-5-4 17 G3-1					1-3 2-H 2B			F9	2	0	0	0	1	0	2																					
17 Chris Iannetta, R OBP: 0.375, SLG: 0.441 46 Bobby Wilson, R OBP: 0.417, SLG: 0.429		G3-1			F9		BB			K	1	0	0	0	0	1	0																					
25 Peter Bourjos, R OBP: 0.375, SLG: 0.382 96 Drew Heid, L (6, 8)		FC6-5-4 43 S					2B			G6-3	3	0	1	0	0	1	4																					
43 Garrett Richards, R 32 LaTroy Hawkins, R 40 Kevin Jepsen, L 31 Ryan Jones, L 86 David Carpenter, R 65 Loek Van Mil, R		K					K			F9	3	0	0	0	0	3	5																					
Inning Stats	R: 2 E: 0 K: 1 S: 7	H: 2 LOB: 0 BB: 0 P: 7	R: 0 E: 1 K: 1 S: 6	H: 0 LOB: 1 BB: 0 P: 7	R: 0 E: 0 K: 1 S: 5	H: 0 LOB: 0 BB: 0 P: 5	R: 0 E: 0 K: 2 S: 7	H: 0 LOB: 1 BB: 1 P: 11	R: 0 E: 0 K: 1 S: 6	H: 1 LOB: 1 BB: 0 P: 6	R: 1 E: 0 K: 1 S: 9	H: 2 LOB: 3 BB: 2 P: 18	R: 0 E: 0 K: 0 S: 3	H: 1 LOB: 0 BB: 0 P: 3	R: 0 E: 0 K: 1 S: 5	H: 0 LOB: 0 BB: 0 P: 5	R: 0 E: 0 K: 2 S: 7		H: 0 LOB: 0 BB: 0 P: 7	1B: 2 2B: 3 3B: 0 HR: 1	SF: 0 SAC: 0 DP: 0 HBP: 0	WP: 0 PB: 0 SB: 1 CS: 2	PA: 39															
PITCHER	IP	WLS	BF	H	R	ER	SO	BB	IBB	HBP	BLK	WP	HR	S	P	ERA	WHIP	PITCHER				IP	WLS	BF	H	R	ER	SO	BB	IBB	HBP	BLK	WP	HR	S	P	ERA	WHIP
28 Paul Maholm, L ERA: 1.84 34 Kerry Wood, R ERA: 9.0 19 Rodrigo Lopez, R ERA: 2.45 49 Carlos Marmol, R ERA: 7.56 48 Rafael Dolis, R ERA:	4.2	0.1	19	3	2	2	6	1	0	0	0	0	0	1	30	3.86	0.857	40 James Russell, L (10, 1) ERA: 3.0				1.0	3	3	0	0	0	2	0	0	0	0	7	7	0.00	0.000		

AB	36
R	3
H	6
RBI	3
BB	3
SO	12
LOB	15



Batter	1	2	3	4	5	6	7	8	9	10	AB	R	H	RBI	BB	SO	LOB	BOTTOM																				
9 David DeJesus, L OBP: 0.357, SLG: 0.512 19 Rodrigo Lopez, R ERA: 2.45 87 Michael Burgess, L (7, PH) 49 Carlos Marmol, R ERA: 7.56 48 Rafael Dolis, R ERA: 7.56 Matt Szczur, R OBP: 0.182, SLG: 0.143	G1-3		G4-3		1B		K			G6-3	3	0	1	0	0	0	0	Los Angeles Angels @ Chicago Cubs Hohokam Park, Mesa, AZ Sat Mar 31 2012, 4:08 PM - 7:07 PM EDT Att. 12,413 - Sunny - 88 F																				
15 Darwin Barney, R OBP: 0.423, SLG: 0.625 (7, 4)	F8		G1-3		L9					G5-3	5	0	1	0	0	0	2																					
2 Ian Stewart, L OBP: 0.358, SLG: 0.637 1 Tony Campana, L OBP: 0.250, SLG: 0.256	1B		G3				90 G4-3 11 G4-3 90 S			L7	2	0	1	0	0	0	0																					
3 Jeff Baker, R OBP: 0.347, SLG: 0.467 90 Wes Darvill, L OBP: 0.500, SLG: 0.500	G5-3		E1 1B		G4-3		G4-3			G1-3	2	0	1	0	0	0	1																					
11 Blake DeWitt, L OBP: 0.387, SLG: 0.396	G4-3		G6-3		G4-3		G4-3			G1-3	4	0	0	1	0	0	2																					
5 Reed Johnson, R OBP: 0.316, SLG: 0.306	K		G4-3		G6-3		51 1B 16 CS BB			F8	3	1	0	0	1	1	0																					
51 Steve Clevenger, L OBP: 0.326, SLG: 0.524	G3-1		G4-3		G4-3		16 CS 1B			G6-3	4	0	1	0	0	0	0																					
16 Joe Mather, R OBP: 0.446, SLG: 0.717	G4-3		G4-3		CS		G5-3			K	4	1	1	0	0	1	0																					
28 Paul Maholm, L OBP: 0.333, SLG: 0.667 34 Kerry Wood, R ERA: 9.0 99 Alfredo Amezaga, S (6, PH) OBP: 0.326, SLG: 0.310	G6-3		G6-3		E4 9 1B 2H		G4-3			P2	1	0	0	0	0	0	0																					
Inning Stats	R: 0 E: 0 K: 4 S: 4	H: 1 LOB: 1 BB: 5 P: 5	R: 0 E: 0 K: 1 S: 5	H: 0 LOB: 0 BB: 0 P: 5	R: 0 E: 0 K: 0 S: 3	H: 0 LOB: 0 BB: 0 P: 3	R: 0 E: 1 K: 0 S: 4	H: 1 LOB: 1 BB: 0 P: 4	R: 1 E: 1 K: 0 S: 6	H: 2 LOB: 2 BB: 0 P: 6	R: 2 E: 0 K: 0 S: 4	H: 2 LOB: 0 BB: 1 P: 10	R: 0 E: 0 K: 1 S: 5	H: 0 LOB: 0 BB: 0 P: 5	R: 0 E: 0 K: 1 S: 5	H: 0 LOB: 0 BB: 0 P: 5	R: 0 E: 0 K: 0 S: 4		H: 1 LOB: 1 BB: 0 P: 4	R: 0 E: 0 K: 0 S: 4	H: 1 LOB: 1 BB: 0 P: 4	1B: 6 2B: 2 3B: 0 HR: 0	SF: 0 SAC: 0 DP: 0 HBP: 0	WP: 0 PB: 0 SB: 2 CS: 2	PA: 40													
PITCHER	IP	WLS	BF	H	R	ER	SO	BB	IBB	HBP	BLK	WP	HR	S	P	ERA	WHIP	PITCHER				IP	WLS	BF	H	R	ER	SO	BB	IBB	HBP	BLK	WP	HR	S	P	ERA	WHIP
43 Garrett Richards, R ERA: 3.54 32 LaTroy Hawkins, R ERA: 5.14 40 Kevin Jepsen, R ERA: 4.5 86 David Carpenter, R ERA: 65 Loek Van Mil, R ERA: 5.1	1.1	1.0	3	0	0	0	1	0	0	0	0	0	0	5	5	0.00	1.000	43 Garrett Richards, R ERA: 3.54				1.0	3	3	0	0	0	0	0	0	0	4	4	0.00	1.000			

AB	38
R	3
H	8
RBI	1
BB	1
SO	3
LOB	7



Batter	1	2	3	4	5	6	7	8	9	AB	R	H	RBI	BB	SO	LOB	TOP				
9 David DeJesus, L (1,9) OBP: 0.313, SLG: 0.293										3	1	2	0	0	0	0					
16 Joe Mather, R (6,9) OBP: 0.433, SLG: 0.694										2	0	0	0	0	1	1					
15 Darwin Barney, R (1,4) OBP: 0.418, SLG: 0.647										3	1	1	1	0	0	1					
91 Ronald Torreyes, R (6,4) OBP: 0.500, SLG: 0.500										2	0	1	1	0	0	0					
13 Starlin Castro, R (1,6) OBP: 0.296, SLG: 0.449										2	0	2	1	0	0	0					
99 Alfredo Amezaga, S (6,6) OBP: 0.313, SLG: 0.295										2	0	0	0	0	0	1					
12 Alfonso Soriano, R (1,7) OBP: 0.296, SLG: 0.765										3	0	0	0	0	1	2					
1 Tony Campana, L (6,7) OBP: 0.262, SLG: 0.268										2	1	1	0	0	0	0					
11 Blake DeWitt, L (1,3) OBP: 0.388, SLG: 0.386										4	2	1	0	1	0	2					
2 Ian Stewart, L (1,5) OBP: 0.354, SLG: 0.523										3	0	1	0	0	2	0					
3 Jeff Baker, R (6,3) OBP: 0.373, SLG: 0.543										1	1	1	3	1	0	0					
24 Marlon Byrd, R (1,8) OBP: 0.303, SLG: 0.426										3	0	1	1	0	2	0					
5 Reed Johnson, R (6,8) OBP: 0.322, SLG: 0.353										2	1	1	0	0	1	1					
18 Geovany Soto, R (1,10) OBP: 0.378, SLG: 0.650										2	1	1	1	2	0	0					
51 Steve Clevenger, L (1,2) OBP: 0.300, SLG: 0.478										4	0	0	0	0	1	5					
Inning Stats	R: 0 E: 0 K: 0 S: 5	H: 2 LOB: 2 BB: 0 P: 6	R: 0 E: 0 K: 2 S: 7	H: 0 LOB: 1 BB: 1 P: 11	R: 0 E: 0 K: 0 S: 4	H: 1 LOB: 0 BB: 0 P: 4	R: 0 E: 0 K: 1 S: 5	H: 0 LOB: 0 BB: 0 P: 5	R: 0 E: 0 K: 1 S: 10	H: 5 LOB: 3 BB: 1 P: 14	R: 0 E: 0 K: 0 S: 3	H: 0 LOB: 0 BB: 0 P: 3	R: 5 E: 0 K: 2 S: 12	H: 5 LOB: 1 BB: 1 P: 16	R: 0 E: 0 K: 1 S: 5	H: 0 LOB: 1 BB: 1 P: 9	1B: 8 2B: 2 3B: 2 HR: 1	SF: 1 SAC: 0 DP: 0 HBP: 0	WP: 1 PB: 0 SB: 1 CS: 1	PA: 44	
PITCHER	IP WLS BF H R ER SO BB IBB HBP BLK WP HR S P ERA WHIP	IP WLS BF H R ER SO BB IBB HBP BLK WP HR S P ERA WHIP	IP WLS BF H R ER SO BB IBB HBP BLK WP HR S P ERA WHIP	IP WLS BF H R ER SO BB IBB HBP BLK WP HR S P ERA WHIP	IP WLS BF H R ER SO BB IBB HBP BLK WP HR S P ERA WHIP	IP WLS BF H R ER SO BB IBB HBP BLK WP HR S P ERA WHIP	IP WLS BF H R ER SO BB IBB HBP BLK WP HR S P ERA WHIP	IP WLS BF H R ER SO BB IBB HBP BLK WP HR S P ERA WHIP	IP WLS BF H R ER SO BB IBB HBP BLK WP HR S P ERA WHIP	IP WLS BF H R ER SO BB IBB HBP BLK WP HR S P ERA WHIP	IP WLS BF H R ER SO BB IBB HBP BLK WP HR S P ERA WHIP	IP WLS BF H R ER SO BB IBB HBP BLK WP HR S P ERA WHIP	IP WLS BF H R ER SO BB IBB HBP BLK WP HR S P ERA WHIP	IP WLS BF H R ER SO BB IBB HBP BLK WP HR S P ERA WHIP	IP WLS BF H R ER SO BB IBB HBP BLK WP HR S P ERA WHIP	IP WLS BF H R ER SO BB IBB HBP BLK WP HR S P ERA WHIP	IP WLS BF H R ER SO BB IBB HBP BLK WP HR S P ERA WHIP	IP WLS BF H R ER SO BB IBB HBP BLK WP HR S P ERA WHIP	IP WLS BF H R ER SO BB IBB HBP BLK WP HR S P ERA WHIP	IP WLS BF H R ER SO BB IBB HBP BLK WP HR S P ERA WHIP	IP WLS BF H R ER SO BB IBB HBP BLK WP HR S P ERA WHIP

Chicago Cubs @ Los Angeles Angels
 Tempe Diablo Stadium, Tempe, AZ
 Sun Apr 01 2012, 4:11 PM - 6:42 PM EDT
 Att: 9,539 - Partly Cloudy - 70 F

AB 38
 R 8
 H 13
 RBI 8
 BB 4
 SO 8
 LOB 13



Batter	1	2	3	4	5	6	7	8	9	AB	R	H	RBI	BB	SO	LOB	BOTTOM				
13 Maicer Izturis, S (1,6) OBP: 0.364, SLG: 0.619										4	1	1	1	0	0	1					
87 Brandon Brewer, L (9,4) OBP: 0.364, SLG: 0.619										0	0	0	0	0	0	0					
53 Bobby Abreu, L (1,7) OBP: 0.178, SLG: 0.154										3	0	0	0	0	0	2					
77 Kole Calhoun, L (7,9) OBP: 0.378, SLG: 0.524										1	0	0	0	0	0	0					
6 Alberto Callaspo, S (1,5) OBP: 0.256, SLG: 0.426										3	0	2	0	0	0	0					
28 Kaleb Cowart, S (7,5) OBP: 0.400, SLG: 0.400										1	0	1	0	0	0	0					
44 Mark Trumbo, R (1,9) OBP: 0.321, SLG: 0.660										3	0	1	0	0	1	4					
76 Matt Long, L (7,8) OBP: 0.333, SLG: 0.294										1	0	0	0	0	1	1					
8 Kendrys Morales, S (1,10) OBP: 0.435, SLG: 0.696										3	0	0	0	0	2	3					
81 Matt Scioscia, R (9,PH) OBP: 0.435, SLG: 0.696										1	0	0	0	0	1	0					
46 Bobby Wilson, R (1,2) OBP: 0.385, SLG: 0.391										2	0	0	0	0	0	0					
16 Hank Conger, L (7,2) OBP: 0.347, SLG: 0.455										2	0	0	0	0	0	0					
3 Jorge Cantu, R (1,3) OBP: 0.256, SLG: 0.349										3	0	0	0	0	1	0					
83 Frazier Hall, L (9,3) OBP: 0.256, SLG: 0.349										1	0	0	0	0	0	0					
19 Alexi Amarista, L (1,4) OBP: 0.345, SLG: 0.556										3	0	0	0	0	2	0					
39 Ryan Langerhans, L (1,8) OBP: 0.371, SLG: 0.370										3	0	0	0	0	1	0					
99 Andy Workman, R (9,7) OBP: 0.371, SLG: 0.370										0	0	0	0	0	0	0					
Inning Stats	R: 0 E: 1 K: 1 S: 7	H: 1 LOB: 2 BB: 0 P: 7	R: 0 E: 0 K: 1 S: 5	H: 0 LOB: 0 BB: 0 P: 5	R: 0 E: 0 K: 0 S: 5	H: 1 LOB: 2 BB: 0 P: 5	R: 0 E: 0 K: 1 S: 5	H: 0 LOB: 0 BB: 0 P: 5	R: 0 E: 0 K: 1 S: 6	H: 1 LOB: 1 BB: 0 P: 6	R: 0 E: 0 K: 2 S: 7	H: 0 LOB: 0 BB: 0 P: 7	R: 1 E: 0 K: 2 S: 9	H: 2 LOB: 1 BB: 0 P: 10	R: 0 E: 0 K: 1 S: 5	H: 0 LOB: 0 BB: 0 P: 5	1B: 4 2B: 1 3B: 0 HR: 1	SF: 0 SAC: 0 DP: 1 HBP: 0	WP: 0 PB: 0 SB: 0 CS: 0	PA: 34	
PITCHER	IP WLS BF H R ER SO BB IBB HBP BLK WP HR S P ERA WHIP	IP WLS BF H R ER SO BB IBB HBP BLK WP HR S P ERA WHIP	IP WLS BF H R ER SO BB IBB HBP BLK WP HR S P ERA WHIP	IP WLS BF H R ER SO BB IBB HBP BLK WP HR S P ERA WHIP	IP WLS BF H R ER SO BB IBB HBP BLK WP HR S P ERA WHIP	IP WLS BF H R ER SO BB IBB HBP BLK WP HR S P ERA WHIP	IP WLS BF H R ER SO BB IBB HBP BLK WP HR S P ERA WHIP	IP WLS BF H R ER SO BB IBB HBP BLK WP HR S P ERA WHIP	IP WLS BF H R ER SO BB IBB HBP BLK WP HR S P ERA WHIP	IP WLS BF H R ER SO BB IBB HBP BLK WP HR S P ERA WHIP	IP WLS BF H R ER SO BB IBB HBP BLK WP HR S P ERA WHIP	IP WLS BF H R ER SO BB IBB HBP BLK WP HR S P ERA WHIP	IP WLS BF H R ER SO BB IBB HBP BLK WP HR S P ERA WHIP	IP WLS BF H R ER SO BB IBB HBP BLK WP HR S P ERA WHIP	IP WLS BF H R ER SO BB IBB HBP BLK WP HR S P ERA WHIP	IP WLS BF H R ER SO BB IBB HBP BLK WP HR S P ERA WHIP	IP WLS BF H R ER SO BB IBB HBP BLK WP HR S P ERA WHIP	IP WLS BF H R ER SO BB IBB HBP BLK WP HR S P ERA WHIP	IP WLS BF H R ER SO BB IBB HBP BLK WP HR S P ERA WHIP	IP WLS BF H R ER SO BB IBB HBP BLK WP HR S P ERA WHIP	IP WLS BF H R ER SO BB IBB HBP BLK WP HR S P ERA WHIP

Chicago Cubs @ Los Angeles Angels
 Tempe Diablo Stadium, Tempe, AZ
 Sun Apr 01 2012, 4:11 PM - 6:42 PM EDT
 Att: 9,539 - Partly Cloudy - 70 F

AB 34
 R 1
 H 5
 RBI 1
 BB 0
 SO 9
 LOB 11



Batter	1	2	3	4	5	6	7	8	9	AB	R	H	RBI	BB	SO	LOB	TOP			
15 Darwin Barney, R OBP: 0.424, SLG: 0.655 90 Oliver Zapata, S (7, 7)	G6-3		F9			F9	5 WP 5 1B	5 1B 13 SF7	F8	4	2	2	0	0	0	0	Chicago Cubs @ Arizona Diamondbacks Salt River Fields at Talking Stick, Scottsdale, AZ Mon Apr 02 2012, 4:11 PM - 6:47 PM EDT Att: 11,356 - Partly Cloudy - 72 F			
5 Reed Johnson, R OBP: 0.349, SLG: 0.370 86 Daniel Lockhart, L OBP: 1.000, SLG: 1.000	13 2B 12 SF4		G6-3			13 2B 12 G6-3	1B	12 E 1B	G6-4-3	3	2	2	1	1	0	0				
13 Starlin Castro, R OBP: 0.307, SLG: 0.498 82 Gioskar Amaya, R (7, 4)	3 1B		K			12 1/2 3 SF	2B	SF7	G6-4-3	3	2	2	1	0	1	0				
12 Alfonso Soriano, R OBP: 0.276, SLG: 0.722 67 Blake Parker, R (7, 1) 60 Manny Corpas, R (8, 1) 52 Lendy Castillo, S (9, 1)	SF4		K			G6-3	FC6	G6-4-3		3	0	0	2	0	1	2				
3 Jeff Baker, R OBP: 0.364, SLG: 0.531	3-H 18 FC5-4		F9			SF	18 HR	G6-4-3		3	1	1	2	0	0	2				
18 Geovany Soto, R OBP: 0.375, SLG: 0.698 51 Steve Clevenger, L OBP: 0.294, SLG: 0.468	FC5-4		G5-3			G5-3	HR	G5-3		3	1	1	2	0	0	1				
24 Marion Byrd, R OBP: 0.300, SLG: 0.431 79 Trey Martin, R (8, 9)	K		K			F8		16 WP 2B		4	0	1	0	0	2	0				
16 Joe Mather, R OBP: 0.423, SLG: 0.682 (8, 8)	F7		F7			L9		G3		4	0	1	0	0	0	1				
65 Jay Jackson, R 99 Alfredo Amezaga, S 34 Kerry Wood, R 1 Tony Campana, L 50 Esmailin Canadad, R 11 Blake DeWitt, L	K		F9			F9		G4-3		1	0	0	0	0	1	0				
Inning Stats	R: 2 E: 0 K: 0 S: 5	H: 2 LOB: 1 BB: 1 P: 9	R: 0 E: 0 K: 2 S: 7	H: 0 LOB: 0 BB: 0 P: 7	R: 0 E: 0 K: 1 S: 5	H: 0 LOB: 0 BB: 0 P: 5	R: 0 E: 0 K: 1 S: 5	H: 0 LOB: 0 BB: 0 P: 5	R: 5 E: 1 K: 0 S: 10	H: 5 LOB: 1 BB: 0 P: 11	R: 1 E: 1 K: 0 S: 5	H: 2 LOB: 1 BB: 0 P: 5	R: 0 E: 0 K: 1 S: 6	H: 1 LOB: 1 BB: 0 P: 7	R: 0 E: 0 K: 0 S: 3	H: 1 LOB: 0 BB: 0 P: 3		1B: 5 2B: 5 3B: 0 HR: 1	SF: 3 SAC: 0 DP: 2 HBP: 0	WP: 2 PB: 2 SB: 0 CS: 0
PITCHER	IP WLS BF H R ER SO BB IBB HBP BLK WP HR S P ERA WHIP	5.1 L 24 6 7 6 5 1 0 0 0 0 1 1 34 39 10.12 1.312	6.1 3.2 15 5 1 1 1 0 0 0 0 1 0 17 18 2.46 1.364																	

Batter	1	2	3	4	5	6	7	8	9	AB	R	H	RBI	BB	SO	LOB	BOTTOM				
18 Willie Bloomquist, R OBP: 0.188, SLG: 0.194 44 Paul Goldschmidt, R OBP: 0.394, SLG: 0.525	F8		G4-3			K		K		3	0	0	0	0	1	0	Chicago Cubs @ Arizona Diamondbacks Salt River Fields at Talking Stick, Scottsdale, AZ Mon Apr 02 2012, 4:11 PM - 6:47 PM EDT Att: 11,356 - Partly Cloudy - 72 F				
2 Aaron Hill, R OBP: 0.288, SLG: 0.390 1 Cody Ransom, R OBP: 0.267, SLG: 0.390						G6-3		K		2	0	1	0	1	0	0					
10 Justin Upton, R OBP: 0.408, SLG: 0.386 19 Sócrates Brito, L (6, 9)						G4-3		G1-3		3	0	0	0	0	1	2					
13 Jason Kubel, L OBP: 0.293, SLG: 0.528 8 Gerardo Parra, L OBP: 0.312, SLG: 0.425	F7		G4-3			P6		P6		2	0	0	0	0	0	2					
24 Chris Young, R OBP: 0.507, SLG: 0.780 60 AJ Pollock, R OBP: 0.351, SLG: 0.471	F8					HR		B1-3		2	1	1	1	0	0	0					
37 Lyle Overbay, L OBP: 0.370, SLG: 0.438 2 Jimmy Comerota, R OBP: 0.500, SLG: 0.500						HR		G1-3		3	2	2	1	0	0	0					
27 Geoff Blum, S ERA: 3.71 16 John McDonald, R OBP: 0.298, SLG: 0.413						HR		G1-3		2	0	0	0	0	0	1					
12 Henry Blanco, R OBP: 0.316, SLG: 0.500 7 Michael Perez, L (7, PH) (8, 2)						G6-3		L6		2	0	1	1	0	0	0					
67 Patrick Corbin, L OBP: 0.333, SLG: 0.667 36 Wade Miley, L (6, 1)						G6-3		G6-3		2	0	0	0	0	0	1					
Inning Stats	R: 0 E: 0 K: 0 S: 3	H: 0 LOB: 1 BB: 1 P: 7	R: 1 E: 0 K: 0 S: 5	H: 2 LOB: 1 BB: 0 P: 5	R: 0 E: 0 K: 1 S: 6	H: 1 LOB: 1 BB: 0 P: 6	R: 2 E: 0 K: 0 S: 8	H: 2 LOB: 0 BB: 0 P: 10	R: 0 E: 0 K: 1 S: 5	H: 0 LOB: 0 BB: 0 P: 5	R: 0 E: 0 K: 0 S: 3	H: 0 LOB: 0 BB: 0 P: 3	R: 0 E: 0 K: 2 S: 7	H: 0 LOB: 0 BB: 0 P: 7	R: 0 E: 0 K: 0 S: 4	H: 2 LOB: 1 BB: 0 P: 4		1B: 3 2B: 2 3B: 0 HR: 2	SF: 0 SAC: 0 DP: 1 HBP: 0	WP: 0 PB: 0 SB: 0 CS: 0	PA: 34
PITCHER	IP WLS BF H R ER SO BB IBB HBP BLK WP HR S P ERA WHIP	4.0 1.0 W 3 0 0 0 1 0 0 0 0 0 0 0 5 5 0.00 0.000	1.0 3 0 0 0 0 0 0 0 0 0 0 0 3 3 0.00 0.000	1.0 3 0 0 0 0 0 0 0 0 0 0 0 3 3 0.00 0.000	1.0 3 0 0 0 2 0 0 0 0 0 0 0 7 7 0.00 0.000																

Batter	1	2	3	4	5	6	7	8	9	AB	R	H	RBI	BB	SO	LOB	TOP			
2 Niyer Morgan, L OBP: 0.310, SLG: 0.431 73 Michael Reed, R OBP: 0.400, SLG: 0.250										2	0	1	0	0	0	0	Milwaukee Brewers @ Chicago Cubs Hohokam Park, Mesa, AZ Tue Apr 03 2012, 3:18 PM - 5:20 PM EDT Att: 5,801 - Sunny - 75 F			
15 Scooter Gennett, L OBP: 0.500, SLG: 0.800										5	0	3	1	0	0	1				
20 Jonathan Lucroy, R OBP: 0.590, SLG: 0.736 75 Anderson De La Rosa, R OBP: 0.400, SLG: 0.400										2	0	1	0	0	0	2				
24 Mat Gamel, L OBP: 0.333, SLG: 0.574 Hunter Morris, L										2	0	0	0	0	0	3				
Brock Keldgaard, R Jalen Harris, R OBP: 1.000, SLG: 1.000										2	0	0	0	0	0	0				
Khris Davis, R										4	0	0	0	0	0	2				
94 Andy González, R OBP: 0.750, SLG: 1.667										3	2	2	1	1	0	0				
92 Domnit Bolivar, R OBP: 0.200, SLG: 0.400 Orlando Arcia, R OBP: 1.000, SLG: 1.000										3	0	0	0	0	0	2				
Lee Haydel, L										4	0	0	0	0	0	2				
Inning Stats	R: 0 E: 0 K: 0 S: 4	H: 2 LOB: 1 BB: 0 P: 4	R: 1 E: 0 K: 2 S: 9	H: 1 LOB: 0 BB: 0 P: 10	R: 0 E: 0 K: 0 S: 5	H: 2 LOB: 2 BB: 0 P: 6	R: 0 E: 0 K: 0 S: 3	H: 0 LOB: 0 BB: 0 P: 3	R: 0 E: 0 K: 0 S: 7	H: 1 LOB: 2 BB: 1 P: 8	R: 1 E: 1 K: 1 S: 6	H: 1 LOB: 2 BB: 2 P: 14	R: 1 E: 0 K: 2 S: 10	H: 3 LOB: 2 BB: 0 P: 10	R: 0 E: 0 K: 1 S: 5	H: 1 LOB: 0 BB: 0 P: 5		1B: 9 2B: 1 3B: 0 HR: 1	SF: 0 SAC: 0 DP: 2 HBP: 0	WP: 1 PB: 0 CS: 0
PITCHER	IP WLS BF H R ER SO BB IBB HBP BLK WP HR S P ERA WHIP	6.0 W 24 6 1 1 4 1 0 0 0 0 1 1 32 38 1.50 1.167	1.0 6 1 1 1 1 2 0 0 0 0 0 0 6 14 9.00 3.000	1.0 H 6 3 1 1 2 0 0 0 0 0 0 0 10 10 9.00 3.000	1.0 S 3 1 0 0 1 0 0 0 0 0 0 0 5 5 0.00 1.000															

Batter	1	2	3	4	5	6	7	8	9	AB	R	H	RBI	BB	SO	LOB	BOTTOM			
9 David DeJesus, L OBP: 0.324, SLG: 0.322 16 Joe Mather, R OBP: 0.425, SLG: 0.691										1	1	1	0	0	0	0	Milwaukee Brewers @ Chicago Cubs Hohokam Park, Mesa, AZ Tue Apr 03 2012, 3:18 PM - 5:20 PM EDT Att: 5,801 - Sunny - 75 F			
90 Oliver Zapata, S										1	0	0	0	0	1	0				
15 Darwin Barney, R OBP: 0.426, SLG: 0.649 Javier Báez, R										2	0	1	1	0	0	1				
13 Starlin Castro, R OBP: 0.312, SLG: 0.527 99 Alfredo Amezaga, S										2	1	1	2	0	0	1				
12 Alfonso Soriano, R OBP: 0.267, SLG: 0.696 79 Trey Martin, R										2	0	0	0	0	1	1				
2 Ian Stewart, L OBP: 0.367, SLG: 0.523 3 Jeff Baker, R OBP: 0.370, SLG: 0.531 Jeimer Candelario, S										0	0	0	0	1	0	0				
18 Geovany Soto, R OBP: 0.388, SLG: 0.705 51 Steve Clevenger, L OBP: 0.302, SLG: 0.490 74 Wilson Contreras, R										1	0	1	0	0	0	0				
24 Marlon Byrd, R OBP: 0.296, SLG: 0.424 1 Tony Campana, L OBP: 0.239, SLG: 0.244										1	0	0	0	0	1	2				
11 Blake DeWitt, L OBP: 0.366, SLG: 0.361										3	0	0	0	0	2	1				
5 Reed Johnson, R OBP: 0.354, SLG: 0.375 Xavier Batista, R										2	1	1	0	0	0	0				
Inning Stats	R: 2 E: 0 K: 2 S: 10	H: 3 LOB: 1 BB: 1 P: 15	R: 2 E: 0 K: 1 S: 9	H: 3 LOB: 1 BB: 0 P: 9	R: 0 E: 0 K: 2 S: 7	H: 0 LOB: 1 BB: 1 P: 11	R: 0 E: 0 K: 0 S: 3	H: 0 LOB: 0 BB: 0 P: 3	R: 1 E: 0 K: 1 S: 7	H: 2 LOB: 1 BB: 0 P: 7	R: 0 E: 0 K: 1 S: 5	H: 0 LOB: 0 BB: 0 P: 5	R: 0 E: 0 K: 0 S: 3	H: 0 LOB: 0 BB: 0 P: 3	R: 0 E: 0 K: 0 S: 3	H: 0 LOB: 0 BB: 0 P: 3	1B: 3 2B: 3 3B: 0 HR: 2	SF: 0 SAC: 0 DP: 0 HBP: 0	WP: 0 PB: 0 CS: 0	PA: 34
PITCHER	IP WLS BF H R ER SO BB IBB HBP BLK WP HR S P ERA WHIP	5.0 L 25 8 8 5 6 2 0 0 0 0 0 0 13 45 9.00 2.000	3.0 9 0 0 0 2 0 0 0 0 0 0 0 13 13 0.00 0.000																	

Batter	1	2	3	4	5	6	7	8	9	AB	R	H	RBI	BB	SO	LOB	TOP					
20 Ian Desmond, R OBP: 0.400, SLG: 0.333	G1-3			25 HR BB	L7			K		4	1	0	0	1	1	5	Washington Nationals @ Chicago Cubs Wrigley Field, Chicago, IL Sat Apr 07 2012, 12:10 PM - 3:29 PM CDT Att: 40,102 - Sunny - 60 F					
8 Danny Espinosa, S OBP: 0.400, SLG: 0.625	G6-4-3 1B			K		P4		HR	G4-3	5	1	2	1	0	1	1						
11 Ryan Zimmerman, R (1.5)	G6-4-3			F9		K		25 1B 18 1B	G6-3	5	1	1	0	0	1	2						
25 Adam LaRoche, L OBP: 0.556, SLG: 0.875		F8		HR		1B		18 1B 28 BB		5	2	4	2	0	0	0						
28 Jayson Werth, R (1.9)		K		G4-3		K		18 1B 2 2B	K	4	1	0	0	1	3	2						
7 Mark DeRosa, R (1.7)																						
52 Ryan Mattheus, R (7.1)																						
18 Chad Tracy, L (8. PH)																						
15 Brett Carroll, R (8.8)																						
2 Roger Bernadina, L OBP: 0.250, SLG: 0.375																						
3 Wilson Ramos, R (1.2)																						
47 Gio González, R (1.1)																						
35 Craig Stammen, R (4.1)																						
1 Steve Lombardozzi, S OBP: 0.500, SLG: 0.500																						
36 Tyler Clippard, R (8.1)																						
63 Henry Alberto Rodriguez, R																						
Inning Stats	R: 0 E: 0 K: 0 S: 9	H: 1 LOB: 0 BB: 0 P: 12	R: 0 E: 0 K: 1 S: 6	H: 0 LOB: 0 BB: 0 P: 8	R: 0 E: 0 K: 0 S: 7	H: 0 LOB: 0 BB: 0 P: 10	R: 2 E: 0 K: 1 S: 15	H: 1 LOB: 0 BB: 0 P: 27	R: 0 E: 0 K: 1 S: 13	H: 2 LOB: 2 BB: 0 P: 22	R: 0 E: 0 K: 2 S: 8	H: 1 LOB: 0 BB: 0 P: 10	R: 0 E: 0 K: 0 S: 6	H: 0 LOB: 0 BB: 0 P: 8	R: 5 E: 0 K: 1 S: 29	H: 6 LOB: 3 BB: 2 P: 49	R: 0 E: 0 K: 1 S: 12	H: 1 LOB: 1 BB: 0 P: 16	1B: 9 2B: 1 3B: 0 HR: 2	SF: 0 SAC: 1 DP: 1 HBP: 0	WP: 0 PB: 0 SB: 0 CS: 0	PA: 41
PITCHER	IP WLS BF H R ER SO BB IBB HBP BLK WP HR S P ERA WHIP																					
22 Matt Garza, R (1.1)	6.0	23	5	2	2	5	1	0	0	0	0	0	0	0	0	0	3.00	1.000				
48 Rafael Dolis, R (7.1)	1.0	3	0	0	0	0	0	0	0	0	0	0	0	0	0	6	8	0.00	0.000			
34 Kerry Wood, R (8.1)	0.2	L	5	3	3	3	1	0	0	0	0	0	0	0	1	14	19	40.50	4.500			
49 Carlos Marmol, R (8.1)	0.0	B	4	2	1	1	0	2	0	0	0	0	0	0	0	10	23	∞	∞			
54 Shawn Camp, R (8.1)	1.1	6	2	1	1	1	0	0	0	0	0	0	0	0	17	23	6.75	1.500				
Batter	1	2	3	4	5	6	7	8	9	AB	R	H	RBI	BB	SO	LOB	BOTTOM					
5 Reed Johnson, R (1.9)	K	K		21 1B 3B		21 WP HBP		K		4	1	1	2	0	3	2	Washington Nationals @ Chicago Cubs Wrigley Field, Chicago, IL Sat Apr 07 2012, 12:10 PM - 3:29 PM CDT Att: 40,102 - Sunny - 60 F					
21 Joe Mather, R (1.5)				13 1B 3 WP BB						3	1	1	1	1	1	2						
2 Ian Stewart, L (8.5)				FC5 13 1B						0	0	0	0	1	0	0						
13 Starlin Castro, R (1.6)				12 FC5 1B						5	0	2	0	0	1	3						
12 Alfonso Soriano, R (1.7)				12 FC5 1B						4	0	1	0	0	1	4						
34 Kerry Wood, R (8.1)										0	0	0	0	0	0	0						
49 Carlos Marmol, R (8.1)										0	0	0	0	0	0	0						
54 Shawn Camp, R (8.1)										0	0	0	0	0	0	0						
11 Blake DeWitt, L (9. PH)										1	0	0	0	0	1	1						
3 Jeff Baker, R (1.3)										4	0	0	0	1	3	2						
18 Geovany Soto, R (1.2)										4	1	1	0	0	0	2						
24 Marlon Byrd, R (1.8)										3	1	0	0	1	0	0						
15 Darwin Barney, R (1.4)										4	0	2	0	0	1	2						
22 Matt Garza, R (1.1)										2	0	0	0	0	2	3						
6 Bryan LaHair, L (6. PH)										1	0	0	0	0	0	1						
48 Rafael Dolis, R (7.1)										0	0	0	0	0	0	0						
9 David DeJesus, L (8.9)										0	0	0	0	1	0	0						
Inning Stats	R: 1 E: 0 K: 1 S: 13	H: 1 LOB: 2 BB: 2 P: 25	R: 0 E: 0 K: 2 S: 10	H: 1 LOB: 1 BB: 0 P: 15	R: 0 E: 0 K: 1 S: 10	H: 1 LOB: 1 BB: 0 P: 11	R: 3 E: 0 K: 2 S: 15	H: 4 LOB: 2 BB: 1 P: 26	R: 0 E: 0 K: 0 S: 4	H: 0 LOB: 0 BB: 0 P: 9	R: 0 E: 0 K: 1 S: 10	H: 1 LOB: 2 BB: 0 P: 16	R: 0 E: 0 K: 2 S: 9	H: 0 LOB: 0 BB: 0 P: 10	R: 0 E: 0 K: 1 S: 18	H: 0 LOB: 1 BB: 1 P: 28	R: 0 E: 0 K: 3 S: 15	H: 0 LOB: 1 BB: 1 P: 21	1B: 7 2B: 0 3B: 1 HR: 0	SF: 0 SAC: 0 DP: 0 HBP: 1	WP: 2 PB: 0 SB: 0 CS: 0	PA: 41
PITCHER	IP WLS BF H R ER SO BB IBB HBP BLK WP HR S P ERA WHIP																					
47 Gio González, L (1.1)	3.2	21	7	4	4	6	3	0	0	0	0	0	0	0	0	0	9.82	2.727				
35 Craig Stammen, R (4.1)	2.1	9	1	0	0	1	0	0	1	0	0	0	0	0	0	16	28	0.00	0.429			
52 Ryan Mattheus, R (7.1)	1.0	W	3	0	0	0	2	0	0	0	0	0	0	0	9	10	0.00	0.000				
36 Tyler Clippard, R (8.1)	1.0	H	4	0	0	0	1	0	0	0	0	0	0	0	18	28	0.00	1.000				
63 Henry Alberto Rodriguez, R (1.0)	1.0	S	4	0	0	0	3	1	0	0	0	0	0	0	15	21	0.00	1.000				

Batter	1	2	3	4	5	6	7	8	9	AB	R	H	RBI	BB	SO	LOB	TOP								
20 Ian Desmond, R (1,6) OBP: 0.429, SLG: 0.462										4	0	2	0	0	0	0	Washington Nationals @ Chicago Cubs Wrigley Field, Chicago, IL Sun Apr 08 2012, 1:22 PM - 3:43 PM CDT Att: 31,973 - Sunny - 60 F								
8 Danny Espinosa, S (1,4) OBP: 0.266, SLG: 0.455										3	0	0	1	0	1	1									
11 Ryan Zimmerman, R (1,5) OBP: 0.231, SLG: 0.091										4	1	0	0	0	1	2									
25 Adam LaRoche, L (1,3) OBP: 0.462, SLG: 0.917										4	1	1	2	0	2	1									
28 Jayson Werth, R (1,9)										3	0	0	0	1	1	0									
21 Xavier Nady, R (1,7)										4	0	0	0	0	0	1									
2 Roger Bernadina, L (1,8) OBP: 0.182, SLG: 0.273										3	0	0	0	0	1	0									
3 Wilson Ramos, R (1,2) OBP: 0.273, SLG: 0.200										3	1	1	0	0	0	0									
27 Jordan Zimmermann, R (1,1)										1	0	0	0	0	1	0									
18 Chad Tracy, L (8, PH) OBP: 0.300, SLG: 0.750										1	0	0	0	0	1	0									
52 Ryan Mattheus, R (8, 1)										0	0	0	0	0	0	0									
17 Sean Burnett, L (8, 1)										0	0	0	0	0	0	0									
Inning Stats	R: 0 E: 0 K: 1 S: 9	H: 1 LOB: 1 BB: 0 P: 13	R: 0 E: 0 K: 2 S: 10	H: 0 LOB: 0 BB: 0 P: 13	R: 0 E: 0 K: 1 S: 8	H: 0 LOB: 0 BB: 0 P: 10	R: 0 E: 0 K: 0 S: 6	H: 0 LOB: 0 BB: 0 P: 9	R: 0 E: 0 K: 1 S: 5	H: 0 LOB: 0 BB: 0 P: 8	R: 1 E: 0 K: 1 S: 11	H: 2 LOB: 1 BB: 0 P: 12	R: 0 E: 0 K: 1 S: 8	H: 0 LOB: 0 BB: 0 P: 13	R: 0 E: 0 K: 1 S: 8	H: 0 LOB: 0 BB: 0 P: 12	R: 2 E: 1 K: 1 S: 18	H: 1 LOB: 1 BB: 1 P: 29	1B: 2 2B: 1 3B: 0 HR: 1	SF: 1 SAC: 1 DP: 0 HBP: 0	WP: 0 PB: 0 SB: 0 CS: 0	PA: 33			
PITCHER	IP	WLS	BF	H	R	ER	SO	BB	IBB	HBP	BLK	WP	HR	S	P	ERA	WHIP								
29 Jeff Samardzija, R (1, 1) ERA: 1.04	8.2	W	31	4	3	1	8	0	0	0	0	0	1	79	110	1.04	0.462								
49 Carlos Marmol, R (9, 1) ERA: 20.25	0.1	S	2	0	0	0	0	1	0	0	0	0	0	4	9	0.00	3.000								

Batter	1	2	3	4	5	6	7	8	9	AB	R	H	RBI	BB	SO	LOB	BOTTOM								
9 David DeJesus, L (1,9) OBP: 0.333, SLG: 0.143										3	1	0	0	1	0	1	Washington Nationals @ Chicago Cubs Wrigley Field, Chicago, IL Sun Apr 08 2012, 1:22 PM - 3:43 PM CDT Att: 31,973 - Sunny - 60 F								
15 Darwin Barney, R (1,4) OBP: 0.250, SLG: 0.333										4	1	1	0	0	0	1									
13 Starlin Castro, R (1,6) OBP: 0.385, SLG: 0.462										4	2	2	1	0	0	1									
12 Alfonso Soriano, R (1,7) OBP: 0.364, SLG: 0.333										2	0	1	2	1	0	0									
2 Ian Stewart, L (1,5) OBP: 0.333, SLG: 0.500										4	0	1	1	0	2	1									
6 Bryan LaHair, L (1,3) OBP: 0.400, SLG: 0.800										4	0	2	0	0	1	2									
24 Marlon Byrd, R (1,8) OBP: 0.167, SLG: 0.091										4	0	0	0	0	0	4									
51 Steve Clevenger, L (1,2) OBP: 0.333, SLG: 0.333										3	0	1	0	0	1	2									
29 Jeff Samardzija, R (1, 1) ERA: 1.25										2	0	0	0	0	1	2									
49 Carlos Marmol, R (9, 1) ERA: 20.25										0	0	0	0	0	0	0									
Inning Stats	R: 0 E: 0 K: 0 S: 8	H: 0 LOB: 0 BB: 0 P: 9	R: 0 E: 0 K: 0 S: 3	H: 0 LOB: 0 BB: 0 P: 5	R: 0 E: 0 K: 1 S: 8	H: 1 LOB: 1 BB: 0 P: 11	R: 1 E: 0 K: 1 S: 8	H: 1 LOB: 0 BB: 0 P: 14	R: 0 E: 0 K: 1 S: 6	H: 1 LOB: 1 BB: 0 P: 7	R: 1 E: 0 K: 1 S: 12	H: 2 LOB: 1 BB: 0 P: 15	R: 0 E: 0 K: 1 S: 12	H: 1 LOB: 0 BB: 0 P: 19	R: 2 E: 0 K: 1 S: 14	H: 2 LOB: 2 BB: 2 P: 27	1B: 4 2B: 4 3B: 0 HR: 0	SF: 1 SAC: 1 DP: 0 HBP: 0	WP: 0 PB: 1 SB: 2 CS: 0	PA: 34					
PITCHER	IP	WLS	BF	H	R	ER	SO	BB	IBB	HBP	BLK	WP	HR	S	P	ERA	WHIP								
27 Jordan Zimmermann, R (1, 1) ERA: 1.25	7.0	L	27	6	2	1	4	0	0	0	0	0	0	57	80	1.29	0.857								
52 Ryan Mattheus, R (8, 1) ERA: 13.5	0.1		4	1	2	2	0	1	1	0	0	0	0	7	16	54.00	6.000								
17 Sean Burnett, L (8, 1) ERA: 13.5	0.2		3	1	0	0	1	0	0	0	0	0	0	7	11	0.00	1.500								

livebaseballscorecards.com

livebaseballscorecards.com

Batter	1	2	3	4	5	6	7	8	9	AB	R	H	RBI	BB	SO	LOB	TOP					
7 Norichika Aoki, L (1,7) OBP: 0.571, SLG: 0.400	4-1 23 E 2 SH1-3 BB		2-2 F7 K FF 85			3-2 1B	3-3 K2-3			3	0	1	0	1	1	1						
2 Nyjer Morgan, L (1,9) OBP: 0.116, SLG: 0.118	1-0 SH1-3		0-1 G4-3			2-0 L3		0-3 K		3	0	0	0	0	1	1						
23 Rickie Weeks Jr., R (1,4) OBP: 0.296, SLG: 0.456	2-1 E6 16 G5-4-3		1-1 G1-3			4-0 BB		1-3 K		3	0	0	0	1	1	1						
16 Aramis Ramirez, R (1,5) OBP: 0.192, SLG: 0.182	0-1 G5-4-3			0-0 G4-3		1-3 K		3-3 K		4	0	0	0	0	2	3						
24 Mat Gamel, L (1,3) OBP: 0.304, SLG: 0.409	2-2 27 BLK 9 1B		1-0 G4-3			2-1 2B 9 HR		3-3 K		4	1	2	0	0	1	0						
11 Alex Gonzalez, R (1,6) OBP: 0.281, SLG: 0.429	1-2 P3		2-3 K			1-3 K		0-0 P5		4	0	0	0	0	2	2						
9 George Kottaras, L (1,2) OBP: 0.500, SLG: 1.286	2-2 27 BLK 1B		2-3 K			2-1 2H HR		4-2 BB		3	1	2	2	1	1	0						
27 Carlos Gómez, R (1,8) OBP: 0.400, SLG: 0.643	0-2 L4		0-0 L7			4-1 7 E 7 S BB		2-3 K		3	0	0	0	1	1	3						
49 Yovani Gallardo, R (1,1) 57 Francisco Rodríguez, R (8,1) 59 John Axford, R (9,1)	2-3 K		0-2 F9			0-1 F9				3	0	0	0	0	1	3						
Inning Stats	R: 0 E: 1 K: 0 S: 6	H: 0 LOB: 1 BB: 1 P: 13	R: 0 E: 0 K: 1 S: 15	H: 2 LOB: 2 BB: 0 P: 22	R: 0 E: 0 K: 0 S: 12	H: 0 LOB: 0 BB: 0 P: 15	R: 0 E: 0 K: 1 S: 5	H: 0 LOB: 0 BB: 0 P: 8	R: 0 E: 0 K: 1 S: 9	H: 1 LOB: 1 BB: 1 P: 19	R: 2 E: 0 K: 2 S: 13	H: 2 LOB: 1 BB: 1 P: 25	R: 0 E: 0 K: 3 S: 9	H: 0 LOB: 0 BB: 0 P: 13	R: 0 E: 0 K: 2 S: 11	H: 0 LOB: 1 BB: 1 P: 20	1B: 3 2B: 2 3B: 0 HR: 1	SF: 0 SAC: 1 DP: 2 HBP: 0	WP: 0 PB: 0 SB: 1 CS: 0	PA: 35		
PITCHER	IP WLS BF H R ER SO BB IBB HBP BLK WP HR S P ERA WHIP	IP WLS BF H R ER SO BB IBB HBP BLK WP HR S P ERA WHIP	IP WLS BF H R ER SO BB IBB HBP BLK WP HR S P ERA WHIP	IP WLS BF H R ER SO BB IBB HBP BLK WP HR S P ERA WHIP	IP WLS BF H R ER SO BB IBB HBP BLK WP HR S P ERA WHIP	IP WLS BF H R ER SO BB IBB HBP BLK WP HR S P ERA WHIP	IP WLS BF H R ER SO BB IBB HBP BLK WP HR S P ERA WHIP	IP WLS BF H R ER SO BB IBB HBP BLK WP HR S P ERA WHIP	IP WLS BF H R ER SO BB IBB HBP BLK WP HR S P ERA WHIP	IP WLS BF H R ER SO BB IBB HBP BLK WP HR S P ERA WHIP	IP WLS BF H R ER SO BB IBB HBP BLK WP HR S P ERA WHIP	IP WLS BF H R ER SO BB IBB HBP BLK WP HR S P ERA WHIP	IP WLS BF H R ER SO BB IBB HBP BLK WP HR S P ERA WHIP	IP WLS BF H R ER SO BB IBB HBP BLK WP HR S P ERA WHIP	IP WLS BF H R ER SO BB IBB HBP BLK WP HR S P ERA WHIP	IP WLS BF H R ER SO BB IBB HBP BLK WP HR S P ERA WHIP	IP WLS BF H R ER SO BB IBB HBP BLK WP HR S P ERA WHIP	IP WLS BF H R ER SO BB IBB HBP BLK WP HR S P ERA WHIP	IP WLS BF H R ER SO BB IBB HBP BLK WP HR S P ERA WHIP	IP WLS BF H R ER SO BB IBB HBP BLK WP HR S P ERA WHIP	IP WLS BF H R ER SO BB IBB HBP BLK WP HR S P ERA WHIP	IP WLS BF H R ER SO BB IBB HBP BLK WP HR S P ERA WHIP

Milwaukee Brewers @ Chicago Cubs
Wrigley Field, Chicago, IL
Wed Apr 11 2012, 1:24 PM - 4:22 PM CDT
Att: 34,044 - Sunny - 44 F

AB 30
R 2
H 5
RBI 2
BB 4
SO 11
LOB 14



Batter	1	2	3	4	5	6	7	8	9	AB	R	H	RBI	BB	SO	LOB	BOTTOM						
9 David DeJesus, L (1,9) OBP: 0.391, SLG: 0.316	1-0 15 G1-3 13 SF9 2B		4-2 BB			2-2 G1-3		1-3 K		3	1	1	0	1	1	0							
15 Darwin Barney, R (1,4) OBP: 0.308, SLG: 0.417	2-1 G1-3		1-0 F8			0-1 13 F9 1B		3-3 K		4	0	1	0	0	1	2							
13 Starlin Castro, R (1,6) OBP: 0.308, SLG: 0.348	1-0 SF9			2-1 G6-3		2-1 F9		4-1 12 S BB		2	0	0	1	1	0	1							
12 Alfonso Soriano, R (1,7) 49 Carlos Marmol, R (9,1) OBP: 0.348, SLG: 0.300	1-1 G5-3			0-0 G4-3		3-3 K		4-2 BB		3	0	0	0	1	1	1							
2 Ian Stewart, L (1,5) OBP: 0.286, SLG: 0.400	2-3 K		2-2 1B			1-2 6 1B		2-3 K		4	0	2	0	0	2	2							
6 Bryan LeHair, L (1,3) OBP: 0.500, SLG: 0.833	4-1 18 G4-3 BB		1-3 K			1-2 1B		1-3 K		3	0	1	0	1	2	1							
18 Geovany Soto, R (1,2) OBP: 0.263, SLG: 0.471	0-0 G4-3		3-2 G6-3			2-3 K		1-3 K		4	0	0	0	0	2	3							
24 Marlon Byrd, R (1,8) 51 Steve Clevenger, L (9,PH) 21 Joe Mather, R (9,FR) OBP: 0.130, SLG: 0.048	0-0 G6-3		1-1 G6-3			1-3 K		3-2 2B		3	0	0	0	0	1	2							
46 Ryan Dempster, R (1,1) 40 James Russell, L (7,1) 11 Blake DeWitt, L (7,PH) 34 Kerry Wood, R (8,1) 5 Reed Johnson, R (9,7) OBP: 0.250, SLG: 0.429	1-3 G5-3		1-2 G5-3			0-1 G5-3		2-3 K		2	0	0	0	0	1	0							
Inning Stats	R: 1 E: 0 K: 0 S: 6	H: 1 LOB: 0 BB: 0 P: 11	R: 0 E: 0 K: 1 S: 7	H: 0 LOB: 0 BB: 1 P: 13	R: 0 E: 0 K: 1 S: 10	H: 0 LOB: 1 BB: 1 P: 16	R: 0 E: 0 K: 1 S: 9	H: 1 LOB: 1 BB: 0 P: 14	R: 0 E: 0 K: 0 S: 9	H: 0 LOB: 0 BB: 0 P: 14	R: 0 E: 0 K: 1 S: 11	H: 1 LOB: 1 BB: 0 P: 18	R: 0 E: 0 K: 2 S: 16	H: 2 LOB: 2 BB: 0 P: 21	R: 0 E: 0 K: 3 S: 15	H: 0 LOB: 2 BB: 2 P: 29	R: 0 E: 0 K: 3 S: 13	H: 1 LOB: 1 BB: 0 P: 20	1B: 4 2B: 2 3B: 0 HR: 0	SF: 1 SAC: 0 DP: 1 HBP: 0	WP: 0 PB: 0 SB: 1 CS: 0	PA: 36	
PITCHER	IP WLS BF H R ER SO BB IBB HBP BLK WP HR S P ERA WHIP	IP WLS BF H R ER SO BB IBB HBP BLK WP HR S P ERA WHIP	IP WLS BF H R ER SO BB IBB HBP BLK WP HR S P ERA WHIP	IP WLS BF H R ER SO BB IBB HBP BLK WP HR S P ERA WHIP	IP WLS BF H R ER SO BB IBB HBP BLK WP HR S P ERA WHIP	IP WLS BF H R ER SO BB IBB HBP BLK WP HR S P ERA WHIP	IP WLS BF H R ER SO BB IBB HBP BLK WP HR S P ERA WHIP	IP WLS BF H R ER SO BB IBB HBP BLK WP HR S P ERA WHIP	IP WLS BF H R ER SO BB IBB HBP BLK WP HR S P ERA WHIP	IP WLS BF H R ER SO BB IBB HBP BLK WP HR S P ERA WHIP	IP WLS BF H R ER SO BB IBB HBP BLK WP HR S P ERA WHIP	IP WLS BF H R ER SO BB IBB HBP BLK WP HR S P ERA WHIP	IP WLS BF H R ER SO BB IBB HBP BLK WP HR S P ERA WHIP	IP WLS BF H R ER SO BB IBB HBP BLK WP HR S P ERA WHIP	IP WLS BF H R ER SO BB IBB HBP BLK WP HR S P ERA WHIP	IP WLS BF H R ER SO BB IBB HBP BLK WP HR S P ERA WHIP	IP WLS BF H R ER SO BB IBB HBP BLK WP HR S P ERA WHIP	IP WLS BF H R ER SO BB IBB HBP BLK WP HR S P ERA WHIP	IP WLS BF H R ER SO BB IBB HBP BLK WP HR S P ERA WHIP	IP WLS BF H R ER SO BB IBB HBP BLK WP HR S P ERA WHIP	IP WLS BF H R ER SO BB IBB HBP BLK WP HR S P ERA WHIP	IP WLS BF H R ER SO BB IBB HBP BLK WP HR S P ERA WHIP	IP WLS BF H R ER SO BB IBB HBP BLK WP HR S P ERA WHIP

Milwaukee Brewers @ Chicago Cubs
Wrigley Field, Chicago, IL
Wed Apr 11 2012, 1:24 PM - 4:22 PM CDT
Att: 34,044 - Sunny - 44 F

AB 31
R 1
H 6
RBI 1
BB 4
SO 12
LOB 15



Batter	1	2	3	4	5	6	7	8	9	AB	R	H	RBI	BB	SO	LOB	TOP				
23 Rickie Weeks Jr, R OBP: 0.259, SLG: 0.393	G6-3		K			P1		K		4	0	0	0	0	2	1					
2 Nyjer Morgan, L OBP: 0.190, SLG: 0.190	1B		K			1B		G6-3		4	0	2	0	0	1	0					
8 Ryan Braun, R OBP: 0.370, SLG: 0.565	BB				F9	L9		K		3	0	0	0	1	1	1					
1 Corey Hart, R OBP: 0.500, SLG: 0.941	F8				G6-3			E1		3	0	0	0	0	0	2					
7 Norichika Aoki, L OBP: 0.500, SLG: 0.333					G6-3			G6-3		1	0	0	0	0	0	0					
24 Mat Gamel, L OBP: 0.269, SLG: 0.360	G1-3				G4-3			K		3	0	0	0	0	1	2					
48 Tim Dillard, R (7, 1)								G6-3		0	0	0	0	0	0	0					
9 George Kottaras, L OBP: 0.444, SLG: 1.125								K		1	0	0	0	0	0	1					
11 Alex Gonzalez, R OBP: 0.231, SLG: 0.375		K				L4		F7		3	0	0	0	0	1	0					
20 Jonathan Lucroy, R OBP: 0.474, SLG: 0.571		G6-3				G5-3		1B		2	0	1	0	1	0	0					
3 Cesar Izturis, S (1, 5)		G6-3				G4-3		P2		3	0	0	0	0	0	2					
13 Zack Greinke, R (1, 1)								K		1	0	0	0	0	1	0					
26 Manny Parra, L (4, 1)								K		1	0	0	0	0	1	0					
45 Travis Ishikawa, L (7, 3)								K		1	0	0	0	0	1	1					
Inning Stats	R: 0 H: 1 E: 0 K: 0 S: 12	H: 1 LOB: 2 BB: 1 P: 18	R: 0 H: 0 E: 0 K: 1 S: 7	H: 0 LOB: 0 BB: 1 P: 15	R: 0 H: 0 E: 0 K: 3 S: 9	H: 0 LOB: 0 BB: 0 P: 12	R: 0 H: 0 E: 0 K: 0 S: 5	H: 0 LOB: 0 BB: 0 P: 7	R: 0 H: 1 E: 0 K: 1 S: 14	H: 1 LOB: 1 BB: 0 P: 18	R: 0 H: 0 E: 0 K: 1 S: 6	H: 0 LOB: 0 BB: 0 P: 6	R: 0 H: 1 E: 0 K: 2 S: 14	H: 1 LOB: 1 BB: 0 P: 18	R: 0 H: 0 E: 1 K: 1 S: 11	H: 0 LOB: 1 BB: 0 P: 20	1B: 3 2B: 0 3B: 0 HR: 0	SF: 0 SAC: 0 DP: 1 HBP: 0	WP: 0 PB: 0 CS: 0	PA: 32	
PITCHER	IP WLS BF H R ER SO BB IBB HBP BLK WP HR S P ERA WHIP	IP WLS BF H R ER SO BB IBB HBP BLK WP HR S P ERA WHIP	IP WLS BF H R ER SO BB IBB HBP BLK WP HR S P ERA WHIP	IP WLS BF H R ER SO BB IBB HBP BLK WP HR S P ERA WHIP	IP WLS BF H R ER SO BB IBB HBP BLK WP HR S P ERA WHIP	IP WLS BF H R ER SO BB IBB HBP BLK WP HR S P ERA WHIP	IP WLS BF H R ER SO BB IBB HBP BLK WP HR S P ERA WHIP	IP WLS BF H R ER SO BB IBB HBP BLK WP HR S P ERA WHIP	IP WLS BF H R ER SO BB IBB HBP BLK WP HR S P ERA WHIP	IP WLS BF H R ER SO BB IBB HBP BLK WP HR S P ERA WHIP	IP WLS BF H R ER SO BB IBB HBP BLK WP HR S P ERA WHIP	IP WLS BF H R ER SO BB IBB HBP BLK WP HR S P ERA WHIP	IP WLS BF H R ER SO BB IBB HBP BLK WP HR S P ERA WHIP	IP WLS BF H R ER SO BB IBB HBP BLK WP HR S P ERA WHIP	IP WLS BF H R ER SO BB IBB HBP BLK WP HR S P ERA WHIP	IP WLS BF H R ER SO BB IBB HBP BLK WP HR S P ERA WHIP	IP WLS BF H R ER SO BB IBB HBP BLK WP HR S P ERA WHIP	IP WLS BF H R ER SO BB IBB HBP BLK WP HR S P ERA WHIP	IP WLS BF H R ER SO BB IBB HBP BLK WP HR S P ERA WHIP	IP WLS BF H R ER SO BB IBB HBP BLK WP HR S P ERA WHIP	IP WLS BF H R ER SO BB IBB HBP BLK WP HR S P ERA WHIP

Milwaukee Brewers @ Chicago Cubs
Wrigley Field, Chicago, IL
Thu Apr 12 2012, 1:24 PM - 4:11 PM CDT
Att: 36,311 - Sunny - 57 F

AB 30
R 0
H 3
RBI 0
BB 2
SO 9
LOB 10



Batter	1	2	3	4	5	6	7	8	9	AB	R	H	RBI	BB	SO	LOB	BOTTOM				
9 David DeJesus, L OBP: 0.444, SLG: 0.364	F7		15B	E6		15B				3	2	2	0	0	0	0					
15 Darwin Barney, R OBP: 0.333, SLG: 0.407	G6-3		12B	13B		G6-4-3				3	1	1	1	1	0	1					
13 Starlin Castro, R OBP: 0.333, SLG: 0.370	F9		12B	12B		G5-3				4	1	2	2	0	0	0					
12 Alfonso Soriano, R OBP: 0.346, SLG: 0.304	F8		2B	K		G5-3				3	1	1	2	0	1	2					
21 Joe Mather, R OBP: 0.333, SLG: 0.200			2B	K		G5-3				1	0	0	0	0	0	0					
2 Ian Stewart, L OBP: 0.320, SLG: 0.417	K		6B			F7				4	0	2	1	0	1	0					
6 Bryan LaHair, L OBP: 0.444, SLG: 0.688	K		G3-6-3			K				4	0	1	0	0	2	2					
51 Steve Clevenger, L OBP: 0.667, SLG: 1.000			5B	9B		F8				4	2	3	0	0	0	1					
5 Reed Johnson, R OBP: 0.250, SLG: 0.364			9B	K		K				4	1	1	1	0	2	4					
22 Matt Garza, R (1, 1)			15B	K		K				4	0	0	0	0	4	3					
54 Shawn Camp, R (9, 1)			K	K2-3		K				0	0	0	0	0	0	0					
Inning Stats	R: 0 H: 0 E: 0 K: 0 S: 10	H: 0 LOB: 0 BB: 0 P: 13	R: 0 H: 0 E: 0 K: 2 S: 10	H: 0 LOB: 0 BB: 0 P: 14	R: 6 H: 7 E: 0 K: 1 S: 21	H: 7 LOB: 0 BB: 0 P: 30	R: 2 H: 3 E: 0 K: 3 S: 20	H: 3 LOB: 2 BB: 1 P: 37	R: 0 H: 1 E: 0 K: 2 S: 11	H: 1 LOB: 1 BB: 0 P: 14	R: 0 H: 0 E: 0 K: 1 S: 7	H: 0 LOB: 0 BB: 0 P: 11	R: 0 H: 0 E: 0 K: 0 S: 4	H: 0 LOB: 0 BB: 0 P: 8	R: 0 H: 2 E: 0 K: 1 S: 10	H: 2 LOB: 1 BB: 0 P: 13	1B: 11 2B: 2 3B: 0 HR: 0	SF: 0 SAC: 0 DP: 3 HBP: 1	WP: 1 PB: 0 CS: 0	PA: 36	
PITCHER	IP WLS BF H R ER SO BB IBB HBP BLK WP HR S P ERA WHIP	IP WLS BF H R ER SO BB IBB HBP BLK WP HR S P ERA WHIP	IP WLS BF H R ER SO BB IBB HBP BLK WP HR S P ERA WHIP	IP WLS BF H R ER SO BB IBB HBP BLK WP HR S P ERA WHIP	IP WLS BF H R ER SO BB IBB HBP BLK WP HR S P ERA WHIP	IP WLS BF H R ER SO BB IBB HBP BLK WP HR S P ERA WHIP	IP WLS BF H R ER SO BB IBB HBP BLK WP HR S P ERA WHIP	IP WLS BF H R ER SO BB IBB HBP BLK WP HR S P ERA WHIP	IP WLS BF H R ER SO BB IBB HBP BLK WP HR S P ERA WHIP	IP WLS BF H R ER SO BB IBB HBP BLK WP HR S P ERA WHIP	IP WLS BF H R ER SO BB IBB HBP BLK WP HR S P ERA WHIP	IP WLS BF H R ER SO BB IBB HBP BLK WP HR S P ERA WHIP	IP WLS BF H R ER SO BB IBB HBP BLK WP HR S P ERA WHIP	IP WLS BF H R ER SO BB IBB HBP BLK WP HR S P ERA WHIP	IP WLS BF H R ER SO BB IBB HBP BLK WP HR S P ERA WHIP	IP WLS BF H R ER SO BB IBB HBP BLK WP HR S P ERA WHIP	IP WLS BF H R ER SO BB IBB HBP BLK WP HR S P ERA WHIP	IP WLS BF H R ER SO BB IBB HBP BLK WP HR S P ERA WHIP	IP WLS BF H R ER SO BB IBB HBP BLK WP HR S P ERA WHIP	IP WLS BF H R ER SO BB IBB HBP BLK WP HR S P ERA WHIP	IP WLS BF H R ER SO BB IBB HBP BLK WP HR S P ERA WHIP

Milwaukee Brewers @ Chicago Cubs
Wrigley Field, Chicago, IL
Thu Apr 12 2012, 1:24 PM - 4:11 PM CDT
Att: 36,311 - Sunny - 57 F

AB 34
R 8
H 13
RBI 7
BB 1
SO 10
LOB 13



Batter	1	2	3	4	5	6	7	8	9	AB	R	H	RBI	BB	SO	LOB	TOP							
9 David DeJesus, L OBP: 0.438, SLG: 0.385										4	2	1	0	1	0	0	Chicago Cubs @ St. Louis Cardinals Busch Stadium, St. Louis, MO Fri Apr 13 2012, 4:01 PM - 6:41 PM CDT Att: 46,882 - Cloudy - 49 F							
15 Darwin Barney, R OBP: 0.343, SLG: 0.406										5	1	2	0	0	1	0								
13 Starlin Castro, R OBP: 0.400, SLG: 0.419										4	2	3	1	1	0	0								
12 Alfonso Soriano, R OBP: 0.323, SLG: 0.286										5	1	1	0	0	1	5								
2 Ian Stewart, L OBP: 0.379, SLG: 0.538										2	2	1	3	2	0	1								
6 Bryan LaHair, L OBP: 0.409, SLG: 0.750										4	1	1	4	0	3	2								
18 Geovany Soto, R OBP: 0.217, SLG: 0.381										4	0	0	0	0	2	2								
24 Marlon Byrd, R OBP: 0.185, SLG: 0.083										3	0	1	0	0	0	0								
29 Jeff Samardzija, R ERA: 3.95										2	0	0	0	0	1	1								
21 Jose Mather, R ERA: 11.42										1	0	0	0	0	0	0								
48 Rafael Dolis, R ERA: 1.9										0	0	0	0	0	0	0								
11 Blake DeWitt, L ERA: 11.57										0	0	0	0	0	0	0								
40 James Russell, L ERA: 11.57										0	0	0	0	0	0	0								
34 Kerry Wood, R ERA: 11.57										0	0	0	0	0	0	0								
49 Carlos Marmol, R ERA: 1.8										0	0	0	0	0	0	0								
Inning Stats	R: 4 E: 0 K: 2 S: 16	H: 4 LOB: 0 BB: 0 P: 22	R: 0 E: 0 K: 0 S: 9	H: 0 LOB: 0 BB: 0 P: 12	R: 4 E: 0 K: 1 S: 12	H: 3 LOB: 1 BB: 2 P: 24	R: 1 E: 0 K: 0 S: 7	H: 2 LOB: 1 BB: 1 P: 17	R: 0 E: 0 K: 1 S: 7	H: 0 LOB: 0 BB: 0 P: 8	R: 0 E: 0 K: 1 S: 9	H: 0 LOB: 0 BB: 0 P: 11	R: 0 E: 0 K: 3 S: 10	H: 1 LOB: 2 BB: 1 P: 15	R: 0 E: 0 K: 0 S: 4	H: 0 LOB: 0 BB: 0 P: 7	R: 0 E: 0 K: 0 S: 4	H: 0 LOB: 0 BB: 0 P: 9	1B: 7 2B: 1 3B: 0 HR: 2	SF: 0 SAC: 0 DP: 2 HBP: 1	WP: 0 PB: 0 SB: 1 CS: 0	PA: 40		
PITCHER	IP WLS BF H R ER SO BB IBB HBP BLK WP HR S P ERA WHIP	IP WLS BF H R ER SO BB IBB HBP BLK WP HR S P ERA WHIP	IP WLS BF H R ER SO BB IBB HBP BLK WP HR S P ERA WHIP	IP WLS BF H R ER SO BB IBB HBP BLK WP HR S P ERA WHIP	IP WLS BF H R ER SO BB IBB HBP BLK WP HR S P ERA WHIP	IP WLS BF H R ER SO BB IBB HBP BLK WP HR S P ERA WHIP	IP WLS BF H R ER SO BB IBB HBP BLK WP HR S P ERA WHIP	IP WLS BF H R ER SO BB IBB HBP BLK WP HR S P ERA WHIP	IP WLS BF H R ER SO BB IBB HBP BLK WP HR S P ERA WHIP	IP WLS BF H R ER SO BB IBB HBP BLK WP HR S P ERA WHIP	IP WLS BF H R ER SO BB IBB HBP BLK WP HR S P ERA WHIP	IP WLS BF H R ER SO BB IBB HBP BLK WP HR S P ERA WHIP	IP WLS BF H R ER SO BB IBB HBP BLK WP HR S P ERA WHIP	IP WLS BF H R ER SO BB IBB HBP BLK WP HR S P ERA WHIP	IP WLS BF H R ER SO BB IBB HBP BLK WP HR S P ERA WHIP	IP WLS BF H R ER SO BB IBB HBP BLK WP HR S P ERA WHIP	IP WLS BF H R ER SO BB IBB HBP BLK WP HR S P ERA WHIP	IP WLS BF H R ER SO BB IBB HBP BLK WP HR S P ERA WHIP	IP WLS BF H R ER SO BB IBB HBP BLK WP HR S P ERA WHIP	IP WLS BF H R ER SO BB IBB HBP BLK WP HR S P ERA WHIP	IP WLS BF H R ER SO BB IBB HBP BLK WP HR S P ERA WHIP	IP WLS BF H R ER SO BB IBB HBP BLK WP HR S P ERA WHIP	IP WLS BF H R ER SO BB IBB HBP BLK WP HR S P ERA WHIP	IP WLS BF H R ER SO BB IBB HBP BLK WP HR S P ERA WHIP

AB	35
R	9
H	10
RBI	8
BB	4
SO	8
LOB	12



Batter	1	2	3	4	5	6	7	8	9	AB	R	H	RBI	BB	SO	LOB	BOTTOM							
15 Rafael Furcal, S OBP: 0.400, SLG: 0.500										5	0	0	0	0	0	2	Chicago Cubs @ St. Louis Cardinals Busch Stadium, St. Louis, MO Fri Apr 13 2012, 4:01 PM - 6:41 PM CDT Att: 46,882 - Cloudy - 49 F							
19 Jon Jay, L OBP: 0.400, SLG: 0.536										5	1	3	1	0	2	0								
7 Matt Holliday, R OBP: 0.263, SLG: 0.417										5	0	1	0	0	0	3								
3 Carlos Beltrán, S OBP: 0.424, SLG: 0.655										4	1	2	0	1	1	0								
23 David Freese, R OBP: 0.424, SLG: 0.888										4	1	1	1	0	1	4								
4 Yadier Molina, R OBP: 0.397, SLG: 0.667										4	1	1	1	0	1	0								
13 Matt Carpenter, L OBP: 0.313, SLG: 0.500										4	0	2	2	0	0	0								
33 Daniel Descalso, L OBP: 0.296, SLG: 0.250										4	0	1	0	0	2	2								
50 Adam Wainwright, R ERA: 3.95										1	0	0	0	0	0	0								
43 Shane Robinson, R ERA: 1.9										0	0	0	0	0	0	0								
44 Erik Komatsu, L ERA: 11.57										0	0	0	0	0	0	0								
46 Kyle McClellan, R ERA: 11.57										0	0	0	0	0	0	0								
27 Tyler Greene, R ERA: 11.57										0	0	0	0	0	0	0								
59 Fernando Salas, R ERA: 1.8										0	0	0	0	0	0	0								
Inning Stats	R: 0 E: 0 K: 2 S: 16	H: 2 LOB: 2 BB: 0 P: 25	R: 0 E: 0 K: 1 S: 12	H: 1 LOB: 1 BB: 0 P: 18	R: 0 E: 0 K: 0 S: 14	H: 1 LOB: 2 BB: 1 P: 25	R: 0 E: 0 K: 1 S: 6	H: 0 LOB: 0 BB: 0 P: 9	R: 5 E: 0 K: 1 S: 16	H: 6 LOB: 1 BB: 0 P: 26	R: 0 E: 0 K: 0 S: 5	H: 1 LOB: 1 BB: 0 P: 10	R: 0 E: 0 K: 0 S: 5	H: 0 LOB: 0 BB: 0 P: 6	R: 0 E: 0 K: 1 S: 9	H: 1 LOB: 1 BB: 0 P: 12	R: 0 E: 0 K: 2 S: 9	H: 0 LOB: 0 BB: 0 P: 14	1B: 9 2B: 2 3B: 1 HR: 0	SF: 0 SAC: 0 DP: 0 HBP: 0	WP: 0 PB: 0 SB: 0 CS: 0	PA: 40		
PITCHER	IP WLS BF H R ER SO BB IBB HBP BLK WP HR S P ERA WHIP	IP WLS BF H R ER SO BB IBB HBP BLK WP HR S P ERA WHIP	IP WLS BF H R ER SO BB IBB HBP BLK WP HR S P ERA WHIP	IP WLS BF H R ER SO BB IBB HBP BLK WP HR S P ERA WHIP	IP WLS BF H R ER SO BB IBB HBP BLK WP HR S P ERA WHIP	IP WLS BF H R ER SO BB IBB HBP BLK WP HR S P ERA WHIP	IP WLS BF H R ER SO BB IBB HBP BLK WP HR S P ERA WHIP	IP WLS BF H R ER SO BB IBB HBP BLK WP HR S P ERA WHIP	IP WLS BF H R ER SO BB IBB HBP BLK WP HR S P ERA WHIP	IP WLS BF H R ER SO BB IBB HBP BLK WP HR S P ERA WHIP	IP WLS BF H R ER SO BB IBB HBP BLK WP HR S P ERA WHIP	IP WLS BF H R ER SO BB IBB HBP BLK WP HR S P ERA WHIP	IP WLS BF H R ER SO BB IBB HBP BLK WP HR S P ERA WHIP	IP WLS BF H R ER SO BB IBB HBP BLK WP HR S P ERA WHIP	IP WLS BF H R ER SO BB IBB HBP BLK WP HR S P ERA WHIP	IP WLS BF H R ER SO BB IBB HBP BLK WP HR S P ERA WHIP	IP WLS BF H R ER SO BB IBB HBP BLK WP HR S P ERA WHIP	IP WLS BF H R ER SO BB IBB HBP BLK WP HR S P ERA WHIP	IP WLS BF H R ER SO BB IBB HBP BLK WP HR S P ERA WHIP	IP WLS BF H R ER SO BB IBB HBP BLK WP HR S P ERA WHIP	IP WLS BF H R ER SO BB IBB HBP BLK WP HR S P ERA WHIP	IP WLS BF H R ER SO BB IBB HBP BLK WP HR S P ERA WHIP	IP WLS BF H R ER SO BB IBB HBP BLK WP HR S P ERA WHIP	IP WLS BF H R ER SO BB IBB HBP BLK WP HR S P ERA WHIP

AB	39
R	5
H	12
RBI	5
BB	1
SO	8
LOB	13



Batter	1	2	3	4	5	6	7	8	9	AB	R	H	RBI	BB	SO	LOB	TOP					
9 David DeJesus, L (1,9) OBP: 0.444, SLG: 0.379										3	1	1	0	1	1	0	Chicago Cubs @ St. Louis Cardinals Busch Stadium, St. Louis, MO Sat Apr 14 2012, 2:04 PM - 4:51 PM CDT Att: 46,792 - Partly Cloudy - 64 F					
15 Darwin Barney, R (1,4) OBP: 0.308, SLG: 0.361										4	0	0	0	0	1	2						
13 Starlin Castro, R (1,6) OBP: 0.410, SLG: 0.457										4	0	2	1	0	0	0						
12 Alfonso Soriano, R (1,7) OBP: 0.343, SLG: 0.313										4	0	2	0	0	2	2						
2 Ian Stewart, L (1,5) OBP: 0.333, SLG: 0.467										4	0	0	0	0	2	5						
6 Bryan LaHair, L (1,3) OBP: 0.423, SLG: 0.696										3	0	1	0	1	1	2						
18 Geovany Soto, R (1,2) OBP: 0.185, SLG: 0.320										4	0	0	0	0	0	3						
24 Marlon Byrd, R (1,8) OBP: 0.161, SLG: 0.071										4	0	0	0	0	1	3						
32 Chris Volstad, R (1,1)										2	0	0	0	0	1	1						
11 Blake DeWitt, L (7,PH)										1	0	0	0	0	0	0						
54 Shawn Camp, R (7,1)										0	0	0	0	0	0	0						
Inning Stats	R: 0 E: 0 K: 1 S: 9	H: 0 LOB: 0 BB: 0 P: 12	R: 0 E: 0 K: 0 S: 10	H: 1 LOB: 2 BB: 1 P: 21	R: 0 E: 0 K: 1 S: 9	H: 0 LOB: 0 BB: 0 P: 14	R: 0 E: 0 K: 2 S: 8	H: 0 LOB: 0 BB: 0 P: 14	R: 0 E: 0 K: 1 S: 9	H: 1 LOB: 1 BB: 0 P: 12	R: 1 E: 0 K: 2 S: 16	H: 2 LOB: 2 BB: 1 P: 24	R: 0 E: 0 K: 0 S: 8	H: 0 LOB: 0 BB: 0 P: 11	R: 0 E: 0 K: 2 S: 20	H: 2 LOB: 2 BB: 0 P: 26	R: 0 E: 0 K: 0 S: 6	H: 0 LOB: 0 BB: 0 P: 7	1B: 5 2B: 1 3B: 0 HR: 0	SF: 0 SAC: 0 DP: 0 HBP: 0	WP: 0 PB: 0 SB: 0 CS: 0	PA: 35
PITCHER	IP WLS BF H R ER SO BB IBB HBP BLK WP HR S P ERA WHIP																					
31 Lance Lynn, R (1,1) ERA: 1.5	5.1 W 22 4 1 1 5 2 0 0 0 0 0 0 54 88 1.69 1.125																					
16 J.C. Romero, L (6,1) ERA: 1.42	0.2 H 2 0 0 0 2 0 0 0 0 0 0 0 7 9 0.00 0.000																					
41 Mitchell Boggs, R (7,1) ERA: 4.91	1.0 H 3 0 0 0 0 0 0 0 0 0 0 8 11 0.00 0.000																					
59 Fernando Salas, R (8,1) ERA: 4.91	0.2 4 2 0 0 2 0 0 0 0 0 0 0 15 20 0.00 3.000																					
34 Marc Rzepczynski, L (8,1) ERA: 4.5	0.1 H 1 0 0 0 0 0 0 0 0 0 0 0 5 6 0.00 0.000																					
PITCHER	IP WLS BF H R ER SO BB IBB HBP BLK WP HR S P ERA WHIP																					
30 Jason Motte, R (9,1) ERA: 2.25	1.0 3 0 0 0 0 0 0 0 0 0 0 0 6 7 0.00 0.000																					

AB 33
R 1
H 6
RBI 1
BB 2
SO 9
LOB 18



Batter	1	2	3	4	5	6	7	8	9	AB	R	H	RBI	BB	SO	LOB	BOTTOM			
15 Rafael Furcal, S (1,6) OBP: 0.359, SLG: 0.444										4	0	0	0	0	2	2	Chicago Cubs @ St. Louis Cardinals Busch Stadium, St. Louis, MO Sat Apr 14 2012, 2:04 PM - 4:51 PM CDT Att: 46,792 - Partly Cloudy - 64 F			
19 Jon Jay, L (1,8) OBP: 0.382, SLG: 0.594										4	1	1	1	0	0	1				
7 Matt Holliday, R (1,7) OBP: 0.238, SLG: 0.375										4	1	0	0	0	0	1				
3 Carlos Beltrán, S (1,9) OBP: 0.378, SLG: 0.576										4	0	0	0	0	2	2				
13 Matt Carpenter, L (1,3) OBP: 0.300, SLG: 0.500										4	1	1	0	0	0	1				
4 Yadier Molina, R (1,2) OBP: 0.382, SLG: 0.645										4	1	2	2	0	0	0				
33 Daniel Descalso, L (1,5) OBP: 0.300, SLG: 0.333										3	1	1	1	0	0	1				
27 Tyler Greene, R (1,4) OBP: 0.294, SLG: 0.313										3	0	1	1	0	0	0				
31 Lance Lynn, S (1,1) OBP: 0.444, SLG: 0.444										2	0	1	0	0	1	1				
16 J.C. Romero, S (6,1) ERA: 1.42										0	0	0	0	0	0	0				
41 Mitchell Boggs, R (7,1) ERA: 4.91										0	0	0	0	0	0	0				
44 Erik Komatsu, L (7,PH) OBP: 0.000, SLG: 0.000										0	0	0	0	0	0	0				
59 Fernando Salas, R (8,1) ERA: 4.91										0	0	0	0	0	0	0				
34 Marc Rzepczynski, L (8,1) ERA: 4.5										0	0	0	0	0	0	0				
30 Jason Motte, R (9,1) ERA: 2.25										0	0	0	0	0	0	0				
Inning Stats	R: 0 E: 0 K: 0 S: 7	H: 0 LOB: 0 BB: 0 P: 11	R: 0 E: 0 K: 1 S: 8	H: 1 LOB: 1 BB: 0 P: 13	R: 0 E: 0 K: 1 S: 10	H: 1 LOB: 1 BB: 0 P: 15	R: 4 E: 1 K: 1 S: 17	H: 4 LOB: 1 BB: 0 P: 28	R: 0 E: 0 K: 0 S: 10	H: 0 LOB: 0 BB: 0 P: 15	R: 0 E: 0 K: 0 S: 10	H: 0 LOB: 0 BB: 0 P: 19	R: 1 E: 0 K: 1 S: 10	H: 1 LOB: 0 BB: 0 P: 11	R: 0 E: 0 K: 0 S: 4	H: 0 LOB: 0 BB: 0 P: 6	1B: 4 2B: 1 3B: 1 HR: 1	SF: 0 SAC: 0 DP: 0 HBP: 0	WP: 0 PB: 0 SB: 2 CS: 0	PA: 33
PITCHER	IP WLS BF H R ER SO BB IBB HBP BLK WP HR S P ERA WHIP																			
32 Chris Volstad, R (1,1) ERA: 4.91	6.0 L 26 6 4 3 4 0 0 0 0 0 0 1 62 101 4.50 1.000																			
54 Shawn Camp, R (7,1) ERA: 6.35	2.0 7 1 1 1 1 0 0 0 0 0 0 1 14 17 4.50 0.500																			

AB 33
R 5
H 7
RBI 5
BB 0
SO 5
LOB 9



Batter	1	2	3	4	5	6	7	8	9	AB	R	H	RBI	BB	SO	LOB	TOP										
5 Reed Johnson, R OBP: 0.313, SLG: 0.467	G5-3			FC6 1B	G5-3			G3									4 2 2 1 0 0 1										
11 Blake DeWitt, L OBP: 0.091, SLG: 0.100	G4-3			FC6 1B	G3			G3									4 0 1 0 0 0 2										
13 Starlin Castro, R OBP: 0.395, SLG: 0.436	K			L6				G6-3									4 0 1 1 0 1 2										
3 Jeff Baker, R OBP: 0.294, SLG: 0.154		G6-3		FC6 2 WP				FC5-4									4 0 1 0 0 0 3										
2 Ian Stewart, L OBP: 0.324, SLG: 0.424	F7			FC6-4 BB				L3									3 0 0 0 1 1 1										
21 Joe Mather, R OBP: 0.182, SLG: 0.100	G5-3			FC6-4				L1-3									4 0 0 0 0 0 2										
18 Geovany Soto, R OBP: 0.194, SLG: 0.345				G6-3				L5									4 1 1 0 0 0 0										
24 Marlon Byrd, R OBP: 0.147, SLG: 0.065				E5				K									3 0 0 0 0 1 1										
19 Rodrigo Lopez, R				E4				K									0 0 0 0 0 0 0										
28 Paul Maholm, L				G6-3				F9									1 0 0 0 0 0 1										
9 David DeJesus, L OBP: 0.432, SLG: 0.367				G6-3				G4-3									1 0 0 0 0 0 2										
52 Lendy Castillo, S																	0 0 0 0 0 0 0										
51 Steve Clevenger, L OBP: 0.600, SLG: 0.900																	1 0 0 0 0 0 0										
Inning Stats	R: 0 E: 0 K: 1 S: 8	H: 0 LOB: 0 BB: 0 P: 13	R: 0 E: 0 K: 0 S: 7	H: 0 LOB: 0 BB: 0 P: 10	R: 0 E: 0 K: 0 S: 10	H: 0 LOB: 0 BB: 0 P: 16	R: 1 E: 0 K: 0 S: 13	H: 2 LOB: 2 BB: 1 P: 21	R: 1 E: 1 K: 0 S: 7	H: 1 LOB: 1 BB: 0 P: 11	R: 0 E: 0 K: 0 S: 7	H: 1 LOB: 0 BB: 0 P: 12	R: 0 E: 0 K: 1 S: 6	H: 0 LOB: 0 BB: 0 P: 10	R: 1 E: 0 K: 0 S: 13	H: 2 LOB: 1 BB: 0 P: 19	R: 0 E: 0 K: 1 S: 6	H: 0 LOB: 0 BB: 0 P: 9	1B: 4 2B: 3 3B: 0 HR: 0	SF: 0 SAC: 0 DP: 1 HBP: 0	WP: 1 PB: 0 SB: 0 CS: 1	PA: 34					
PITCHER	IP	WLS	BF	H	R	ER	SO	BB	IBB	HBP	BLK	WP	HR	S	P	ERA	WHIP										
35 Jake Westbrook, R ERA: 0.64	7.0	W	26	4	2	1	2	1	0	0	0	1	0	58	93	1.29	0.714										
46 Kyle McClellan, R ERA: 8.0	1.0		5	2	1	1	0	0	0	0	0	0	0	13	19	9.00	2.000										
66 Victor Marte, R ERA: 3.18	1.0		3	0	0	0	1	0	0	0	0	0	0	6	9	0.00	0.000										

Chicago Cubs @ St. Louis Cardinals
 Busch Stadium, St. Louis, MO
 Sun Apr 15 2012, 1:17 PM - 3:50 PM CDT
 Att: 44,952 - Partly Cloudy - 77 F

AB 33
 R 3
 H 6
 RBI 2
 BB 1
 SO 3
 LOB 15



Batter	1	2	3	4	5	6	7	8	9	AB	R	H	RBI	BB	SO	LOB	BOTTOM										
15 Rafael Furcal, S OBP: 0.341, SLG: 0.439	L3			F8				F7									5 1 1 0 0 1 3										
27 Tyler Greene, R OBP: 0.273, SLG: 0.250	K			F9				FC6-4									4 0 0 0 1 1 3										
7 Matt Holliday, R OBP: 0.234, SLG: 0.356	F9			K				L7									5 1 1 1 0 1 2										
3 Carlos Beltrán, S OBP: 0.425, SLG: 0.588				K				F9									1 3 1 0 1 0 0										
44 Erik Komatsu, L OBP: 0.455, SLG: 0.333				K				P5									2 1 1 0 0 0 2										
4 Yadier Molina, R OBP: 0.421, SLG: 0.735				K				P5									3 3 2 3 1 1 1										
13 Matt Carpenter, L OBP: 0.417, SLG: 0.818				K				P5									4 1 4 5 0 0 0										
43 Shane Robinson, R OBP: 0.365, SLG: 0.615				K				P5									4 0 0 1 0 1 3										
46 Kyle McClellan, R				K				P5									0 0 0 0 0 0 0										
66 Victor Marte, R				K				P5									0 0 0 0 0 0 0										
33 Daniel Descalso, L OBP: 0.294, SLG: 0.300				K				P5									3 0 0 0 0 0 2										
35 Jake Westbrook, R OBP: 0.200, SLG: 0.200				K				P5									2 0 1 0 0 1 1										
48 Tony Cruz, R OBP: 0.200, SLG: 0.400				K				P5									1 0 1 0 0 0 0										
Inning Stats	R: 0 E: 0 K: 1 S: 9	H: 0 LOB: 0 BB: 0 P: 15	R: 2 E: 0 K: 1 S: 13	H: 1 LOB: 1 BB: 1 P: 23	R: 4 E: 0 K: 0 S: 14	H: 5 LOB: 0 BB: 0 P: 23	R: 0 E: 0 K: 0 S: 6	H: 0 LOB: 0 BB: 0 P: 9	R: 2 E: 0 K: 3 S: 14	H: 1 LOB: 0 BB: 1 P: 22	R: 0 E: 0 K: 1 S: 12	H: 1 LOB: 1 BB: 0 P: 18	R: 2 E: 0 K: 0 S: 11	H: 3 LOB: 1 BB: 0 P: 15	R: 0 E: 0 K: 0 S: 6	H: 1 LOB: 2 BB: 1 P: 10	1B: 7 2B: 2 3B: 1 HR: 2	SF: 0 SAC: 1 DP: 1 HBP: 2	WP: 0 PB: 0 SB: 1 CS: 0	PA: 40							
PITCHER	IP	WLS	BF	H	R	ER	SO	BB	IBB	HBP	BLK	WP	HR	S	P	ERA	WHIP										
28 Paul Maholm, L ERA: 13.5	4.0	L	20	6	6	6	2	1	0	2	0	0	1	42	70	13.50	1.750										
52 Lendy Castillo, R ERA: 7.36	2.0		9	2	2	2	4	1	0	0	0	0	1	26	40	9.00	1.500										
19 Rodrigo Lopez, R ERA: 4.5	2.0		11	4	2	2	0	1	0	0	0	0	0	17	25	9.00	2.500										

Chicago Cubs @ St. Louis Cardinals
 Busch Stadium, St. Louis, MO
 Sun Apr 15 2012, 1:17 PM - 3:50 PM CDT
 Att: 44,952 - Partly Cloudy - 77 F

AB 34
 R 10
 H 12
 RBI 10
 BB 3
 SO 6
 LOB 17



Batter	1	2	3	4	5	6	7	8	9	AB	R	H	RBI	BB	SO	LOB	TOP										
9 David DeJesus, L (1,9) OBP: 0.439, SLG: 0.344										2	0	0	0	1	1	0	Chicago Cubs @ Miami Marlins Marlins Park, Miami, FL Tue Apr 17 2012, 7:14 PM - 10:03 PM EDT Att: 24,544 - Partly Cloudy - 76 F										
15 Darwin Barney, R (1,4) OBP: 0.349, SLG: 0.400										4	1	3	0	0	0	1											
13 Starlin Castro, R (1,6) OBP: 0.404, SLG: 0.442										4	0	2	0	0	0	1											
12 Alfonso Soriano, R (1,7) OBP: 0.308, SLG: 0.278										4	0	0	1	0	1	4											
2 Ian Stewart, L (1,5) OBP: 0.317, SLG: 0.389										3	0	0	0	1	1	1											
51 Steve Clevenger, L (1,2) OBP: 0.538, SLG: 0.846										3	1	1	0	0	0	2											
6 Bryan LaHair, L (1,3) OBP: 0.448, SLG: 0.680										2	0	1	1	1	0	0											
24 Marlon Byrd, R (1,8) OBP: 0.135, SLG: 0.059										3	0	0	0	0	1	2											
48 Rafael Dolis, R (7,1)										0	0	0	0	0	0	0											
40 James Russell, L (8,1)										0	0	0	0	0	0	0											
46 Ryan Dempster, R (1,1)										2	0	0	0	0	0	0											
5 Reed Johnson, R (7,8) OBP: 0.294, SLG: 0.438										1	0	0	0	0	1	0											
Inning Stats	R: 0 H: 1 E: 0 K: 1 S: 11	H: 1 LOB: 0 BB: 0 P: 17	R: 0 H: 0 E: 0 K: 0 S: 4	H: 0 LOB: 0 BB: 1 P: 8	R: 0 H: 0 E: 0 K: 0 S: 4	H: 0 LOB: 0 BB: 0 P: 5	R: 1 H: 2 E: 0 K: 1 S: 18	H: 2 LOB: 1 BB: 0 P: 27	R: 0 H: 0 E: 0 K: 0 S: 7	H: 0 LOB: 0 BB: 1 P: 12	R: 0 H: 2 E: 0 K: 0 S: 11	H: 2 LOB: 1 BB: 1 P: 17	R: 1 H: 2 E: 0 K: 1 S: 13	H: 2 LOB: 0 BB: 0 P: 21	R: 0 H: 0 E: 0 K: 1 S: 8	H: 0 LOB: 0 BB: 0 P: 10	R: 0 H: 0 E: 0 K: 1 S: 7	H: 0 LOB: 0 BB: 0 P: 8	1B: 6 2B: 1 3B: 0 HR: 0	SF: 0 SAC: 0 DP: 4 HBP: 1	WP: 0 PB: 0 CS: 1	PA: 32					
PITCHER	IP	WLS	BF	H	R	ER	SO	BB	IBB	HBP	BLK	WP	HR	S	P	ERA	WHIP										
55 Josh Johnson, R (1,1) ERA: 5.94	7.0		26	7	2	2	3	3	0	0	0	0	0	68	107	2.57	1.429										
31 Steve Cishek, R (8,1) ERA: 9.0	1.0	W	3	0	0	0	1	0	0	1	0	0	0	8	10	0.00	0.000										
21 Heath Bell, R (9,1) ERA: 9.0	1.0	S	3	0	0	0	1	0	0	0	0	0	0	7	8	0.00	0.000										

AB	28
R	2
H	7
RBI	2
BB	3
SO	5
LOB	11



Batter	1	2	3	4	5	6	7	8	9	AB	R	H	RBI	BB	SO	LOB	BOTTOM										
7 José Reyes, S (1,6) OBP: 0.265, SLG: 0.326										4	1	0	0	0	1	1	Chicago Cubs @ Miami Marlins Marlins Park, Miami, FL Tue Apr 17 2012, 7:14 PM - 10:03 PM EDT Att: 24,544 - Partly Cloudy - 76 F										
1 Emilio Bonifacio, S (1,8) OBP: 0.449, SLG: 0.341										2	1	2	1	2	0	0											
2 Hanley Ramirez, R (1,5) OBP: 0.375, SLG: 0.548										3	1	1	3	1	1	1											
5 Logan Morrison, L (1,7) OBP: 0.324, SLG: 0.276										4	0	0	0	0	1	2											
12 Omar Infante, R (1,4) OBP: 0.350, SLG: 0.795										4	0	1	0	0	1	2											
27 Giancarlo Stanton, R (1,9) OBP: 0.275, SLG: 0.342										3	0	1	0	1	0	1											
15 Gaby Sanchez, R (1,3) ERA: 1.33										3	1	1	0	1	1	1											
21 Heath Bell, R (9,1) ERA: 4.5										0	0	0	0	0	0	0											
14 John Buck, R (1,2) OBP: 0.265, SLG: 0.375										4	0	1	0	0	2	3											
55 Josh Johnson, L (1,1) ERA: 5.94										2	1	0	0	0	1	0											
29 Greg Dobbs, L (7,PH) ERA: 4.5										1	0	0	0	0	0	1											
31 Steve Cishek, R (8,1) ERA: 9.0										0	0	0	0	0	0	0											
8 Chris Coghlan, L (9,7) OBP: 0.150, SLG: 0.200										0	0	0	0	0	0	0											
Inning Stats	R: 0 H: 0 E: 0 K: 0 S: 11	H: 0 LOB: 2 BB: 2 P: 23	R: 0 H: 0 E: 0 K: 2 S: 9	H: 0 LOB: 0 BB: 0 P: 11	R: 0 H: 1 E: 0 K: 2 S: 12	H: 1 LOB: 0 BB: 0 P: 20	R: 0 H: 1 E: 0 K: 0 S: 8	H: 1 LOB: 0 BB: 0 P: 13	R: 2 H: 2 E: 1 K: 2 S: 13	H: 2 LOB: 1 BB: 0 P: 19	R: 0 H: 0 E: 0 K: 2 S: 10	H: 0 LOB: 0 BB: 0 P: 14	R: 0 H: 1 E: 0 K: 0 S: 8	H: 1 LOB: 1 BB: 1 P: 16	R: 3 H: 2 E: 1 K: 0 S: 17	H: 2 LOB: 2 BB: 2 P: 36	R: 0 H: 0 E: 0 K: 0 S: 17	H: 0 LOB: 0 BB: 0 P: 10	1B: 3 2B: 4 3B: 0 HR: 1	SF: 0 SAC: 0 DP: 2 HBP: 0	WP: 0 PB: 1 CS: 0	PA: 35					
PITCHER	IP	WLS	BF	H	R	ER	SO	BB	IBB	HBP	BLK	WP	HR	S	P	ERA	WHIP										
46 Ryan Dempster, R (1,1) ERA: 1.33	6.0		23	4	2	0	8	2	0	0	0	0	0	63	100	0.00	1.000										
48 Rafael Dolis, R (7,1) ERA: 4.5	1.0	L	7	2	3	2	0	2	0	0	0	0	1	13	29	18.00	4.000										
40 James Russell, L (8,1) ERA: 9.0	1.0		5	1	0	0	0	0	1	0	0	0	0	12	23	0.00	1.000										

AB	30
R	5
H	7
RBI	4
BB	5
SO	8
LOB	12




Batter	1	2	3	4	5	6	7	8	9	AB	R	H	RBI	BB	SO	LOB	TOP			
5 Reed Johnson, R OBP: 0.238, SLG: 0.350	G6-3		P4		G4-3			G6-4-3		4	0	0	0	0	0	3	Chicago Cubs @ Miami Marlins Marlins Park, Miami, FL Wed Apr 18 2012, 7:11 PM - 9:49 PM EDT Att: 25,723 - Partly Cloudy - 77 F			
15 Darwin Barney, R OBP: 0.340, SLG: 0.386	G4-3			13 1B		F7		F8		4	0	1	0	0	0	0				
13 Starlin Castro, R OBP: 0.460, SLG: 0.435	F8			3 1B		G1-3			F9	3	0	1	0	0	0	0				
11 Blake DeWitt, L OBP: 0.083, SLG: 0.091				1B						1	0	0	0	0	0	0				
12 Alfonso Soriano, R OBP: 0.279, SLG: 0.250	K			K		P4			G5-3	4	0	0	0	0	2	2				
3 Jeff Baker, R OBP: 0.333, SLG: 0.294				G6-4-3					K	4	1	2	0	0	1	2				
2 Ian Stewart, L OBP: 0.295, SLG: 0.359	P3					F7				3	0	0	1	0	0	1				
18 Geovany Soto, R OBP: 0.176, SLG: 0.313	K					E5			F8	3	0	0	0	0	1	1				
24 Marlon Byrd, R OBP: 0.150, SLG: 0.081				K						3	0	1	0	0	1	0				
19 Rodrigo Lopez, R										0	0	0	0	0	0	0				
22 Matt Garza, R				K2-3		FC1-5				2	0	0	0	0	1	2				
52 Lendy Castillo, S										0	0	0	0	0	0	0				
21 Joe Mather, R OBP: 0.250, SLG: 0.182										1	0	1	0	0	0	0				
Inning Stats	R: 0 E: 0 K: 0 S: 6	H: 0 LOB: 0 BB: 0 P: 10	R: 0 E: 0 K: 2 S: 9	H: 1 LOB: 1 BB: 0 P: 15	R: 0 E: 0 K: 2 S: 7	H: 0 LOB: 0 BB: 0 P: 12	R: 0 E: 0 K: 1 S: 11	H: 2 LOB: 1 BB: 0 P: 15	R: 0 E: 0 K: 0 S: 10	H: 0 LOB: 0 BB: 0 P: 11	R: 1 E: 0 K: 0 S: 8	H: 1 LOB: 0 BB: 0 P: 13	R: 0 E: 0 K: 0 S: 5	H: 1 LOB: 0 BB: 0 P: 7	R: 0 E: 0 K: 1 S: 6	H: 0 LOB: 0 BB: 0 P: 8	1B: 5 2B: 1 3B: 0 HR: 0	SF: 0 SAC: 0 DP: 2 HBP: 0	WP: 1 PB: 0 SB: 0 CS: 0	PA: 32
PITCHER	IP WLS BF H R ER SO BB IBB HBP BLK WP HR S P ERA WHIP																			
56 Mark Buehrle, L ERA: 2.66	8.0 W 29 6 1 1 5 0 0 0 0 0 1 0 61 99 1.12 0.750																			
58 Ryan Webb, R ERA: 3.6	1.0 3 0 0 0 1 0 0 0 0 0 0 0 6 8 0.00 0.000																			

AB	32
R	1
H	6
RBI	1
BB	0
SO	6
LOB	11



Batter	1	2	3	4	5	6	7	8	9	AB	R	H	RBI	BB	SO	LOB	BOTTOM			
7 José Reyes, S OBP: 0.278, SLG: 0.380	G6-3		K		F8	SF8		FC4-6		4	1	2	1	0	1	0	Chicago Cubs @ Miami Marlins Marlins Park, Miami, FL Wed Apr 18 2012, 7:11 PM - 9:49 PM EDT Att: 25,723 - Partly Cloudy - 77 F			
1 Emilio Bonifacio, S OBP: 0.444, SLG: 0.348	G6-3		K		HR			P6		5	1	2	0	0	1	2				
2 Hanley Ramirez, R OBP: 0.377, SLG: 0.587	K			P3	HR	F7		BB		4	1	1	2	1	1	2				
5 Logan Morrison, L OBP: 0.316, SLG: 0.250			F8					FC4-6		3	0	0	0	1	1	0				
8 Chris Coghlan, L OBP: 0.145, SLG: 0.190				F7	K			BB		1	1	0	1	0	0	1				
27 Giancarlo Stanton, R OBP: 0.311, SLG: 0.357	K			14 1B	15 1B			F9		4	1	2	0	1	1	1				
15 Gaby Sanchez, R OBP: 0.261, SLG: 0.356	F8			14 1B		22 2B	56 1B	F7		5	1	3	1	0	0	2				
14 John Buck, R OBP: 0.316, SLG: 0.382			22 HR			P4				2	1	1	0	2	0	1				
22 Donnie Murphy, R OBP: 0.375, SLG: 1.000			BB		K		56 1B	SF8		3	2	2	3	0	1	3				
56 Mark Buehrle, L OBP: 0.125, SLG: 0.125										4	0	1	1	0	2	2				
58 Ryan Webb, R										0	0	0	0	0	0	0				
Inning Stats	R: 0 E: 0 K: 1 S: 9	H: 1 LOB: 0 BB: 0 P: 14	R: 0 E: 0 K: 1 S: 8	H: 0 LOB: 0 BB: 0 P: 11	R: 2 E: 0 K: 2 S: 10	H: 1 LOB: 0 BB: 1 P: 19	R: 0 E: 0 K: 1 S: 13	H: 2 LOB: 3 BB: 1 P: 22	R: 2 E: 0 K: 2 S: 10	H: 2 LOB: 0 BB: 0 P: 15	R: 3 E: 0 K: 0 S: 19	H: 4 LOB: 2 BB: 1 P: 32	R: 1 E: 0 K: 1 S: 13	H: 2 LOB: 2 BB: 1 P: 23	R: 1 E: 0 K: 0 S: 10	H: 2 LOB: 2 BB: 1 P: 20	1B: 9 2B: 2 3B: 1 HR: 2	SF: 2 SAC: 0 DP: 1 HBP: 0	WP: 0 PB: 0 SB: 0 CS: 0	PA: 42
PITCHER	IP WLS BF H R ER SO BB IBB HBP BLK WP HR S P ERA WHIP																			
22 Matt Garza, R ERA: 3.66	5.0 L 24 7 6 6 7 3 0 0 0 0 0 0 14 92 10.80 2.000																			
52 Lendy Castillo, R ERA: 7.1	1.0 6 3 1 1 0 0 0 0 0 0 0 0 14 21 9.00 3.000																			
19 Rodrigo Lopez, R ERA: 6.0	2.0 12 4 2 2 1 2 0 0 0 0 0 0 23 43 9.00 3.000																			

AB	35
R	9
H	14
RBI	9
BB	5
SO	8
LOB	14



Batter	1	2	3	4	5	6	7	8	9	AB	R	H	RBI	BB	SO	LOB	TOP										
9 David DeJesus, L (1.9) OBP: 0.413, SLG: 0.306										4	1	0	0	1	2	2	Chicago Cubs @ Miami Marlins Marlins Park, Miami, FL Thu Apr 19 2012, 12:44 PM - 3:52 PM EDT Att: 23,168 - Roof Closed - 75 F										
15 Darwin Barney, R (1.4) OBP: 0.327, SLG: 0.408										5	0	1	3	0	2	2											
13 Starlin Castro, R (1.6) OBP: 0.389, SLG: 0.420										4	0	1	0	0	0	1											
12 Alfonso Soriano, R (1.7) OBP: 0.277, SLG: 0.250										4	0	1	0	0	1	0											
2 Ian Stewart, L (1.5) OBP: 0.313, SLG: 0.372										4	0	2	0	0	0	2											
6 Bryan LaHair, L (1.3) OBP: 0.455, SLG: 0.679										3	1	1	0	1	1	1											
18 Geovany Soto, R (1.2) OBP: 0.211, SLG: 0.333										4	1	2	0	0	1	2											
24 Marlon Byrd, R (1.8) OBP: 0.159, SLG: 0.075										3	0	0	0	1	1	3											
49 Carlos Marmol, R (8.1)										0	0	0	0	0	0	0											
29 Jeff Samardzija, R (1.1)										1	0	0	0	0	0	3											
40 James Russell, L (4.1)										0	0	0	0	0	0	0											
11 Blake DeWitt, L (6. PH) OBP: 0.077, SLG: 0.083										1	0	0	0	0	0	1											
54 Shawn Camp, R (6.1)										0	0	0	0	0	0	0											
5 Reed Johnson, R (8.8) OBP: 0.227, SLG: 0.333										1	0	0	0	0	0	0											
Inning Stats	R: 0 E: 0 K: 1 S: 9	H: 2 LOB: 2 BB: 0 P: 12	R: 3 E: 0 K: 1 S: 14	H: 2 LOB: 1 BB: 2 P: 23	R: 0 E: 0 K: 1 S: 15	H: 2 LOB: 3 BB: 1 P: 23	R: 0 E: 0 K: 0 S: 10	H: 0 LOB: 0 BB: 0 P: 14	R: 0 E: 0 K: 0 S: 11	H: 1 LOB: 2 BB: 0 P: 15	R: 0 E: 0 K: 1 S: 9	H: 0 LOB: 0 BB: 0 P: 14	R: 0 E: 0 K: 1 S: 6	H: 0 LOB: 0 BB: 0 P: 7	R: 0 E: 0 K: 2 S: 10	H: 0 LOB: 0 BB: 0 P: 15	1B: 6 2B: 1 3B: 1 HR: 0	SF: 0 SAC: 1 DP: 0 HBP: 0	WP: 0 PB: 0 SB: 0 CS: 1	PA: 39							
PITCHER	IP	WLS	BF	H	R	ER	SO	BB	IBB	HBP	BLK	WP	HR	S	P	ERA	WHIP										
47 Ricky Nolasco, R (1.1) ERA: 3.93	5.1	W	27	8	3	3	4	2	1	0	0	0	0	64	96	5.06	1.875										
40 Mike Dunn, L (6.1) ERA: 2.7	0.1	H	1	0	0	0	0	0	0	0	0	0	0	1	2	0.00	0.000										
58 Ryan Webb, R (6.1) ERA: 3.0	1.0	H	3	0	0	0	1	0	0	0	0	0	0	9	12	0.00	0.000										
36 Randy Choate, L (7.1) ERA	0.2	H	2	0	0	0	1	0	0	0	0	0	0	6	9	0.00	0.000										
34 Edward Mujica, R (8.1) ERA: 5.4	0.2	H	2	0	0	0	0	0	0	0	0	0	0	3	4	0.00	0.000										

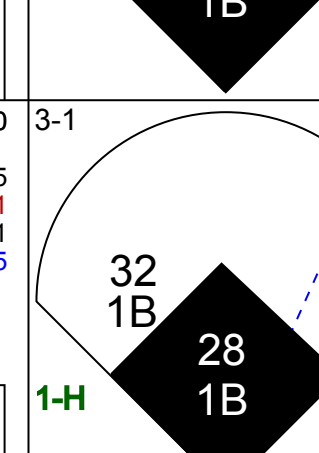
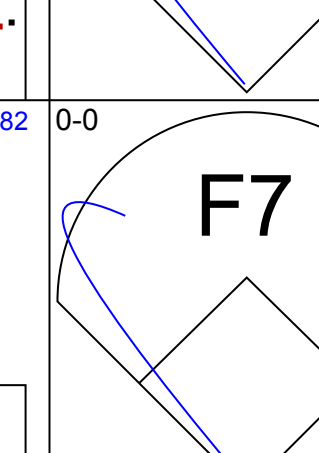
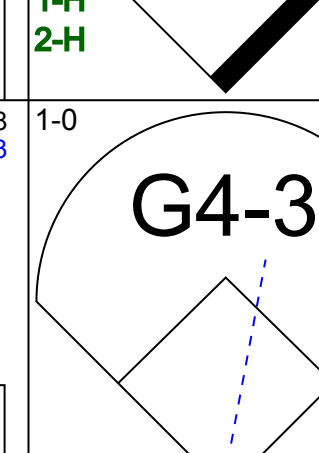
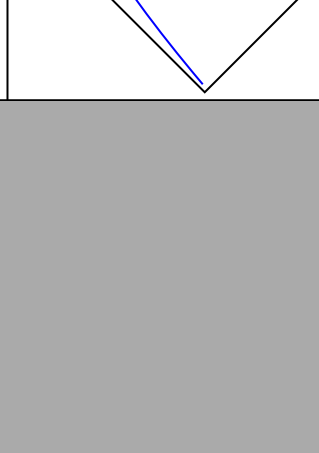
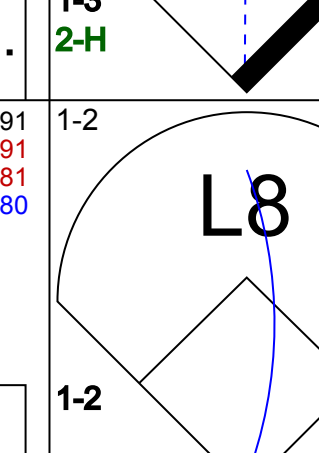
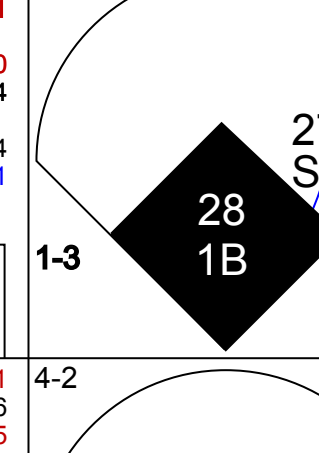




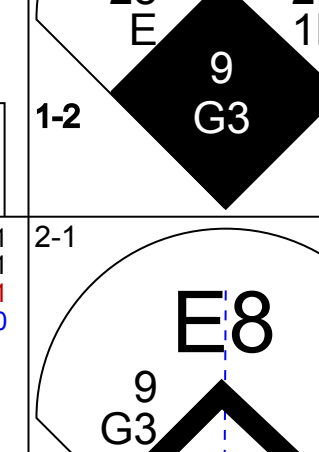



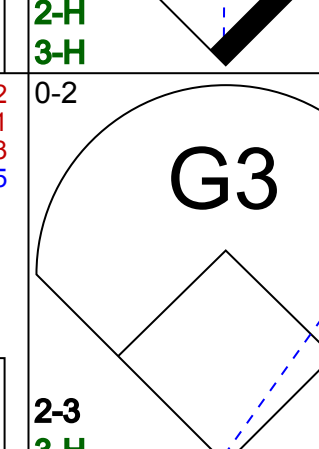


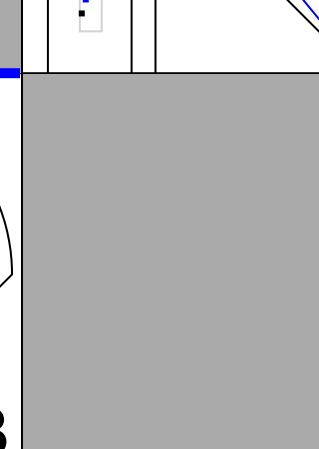
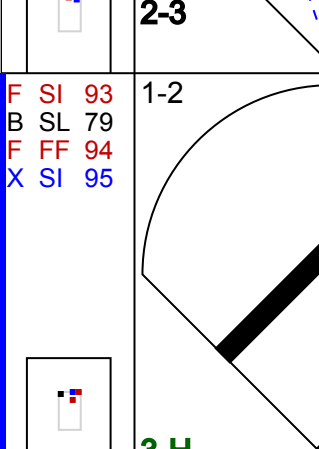
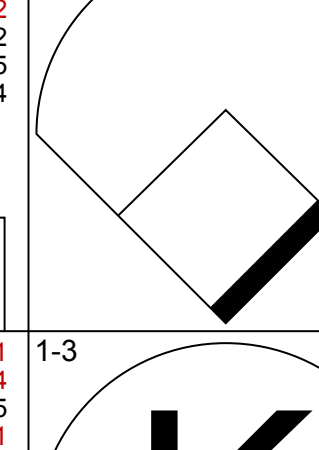



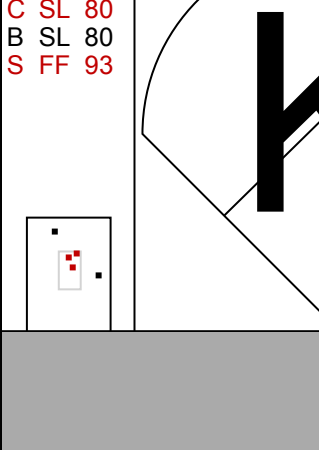
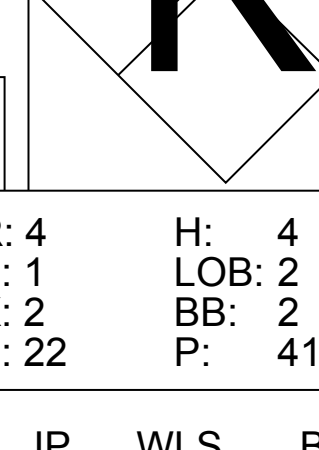
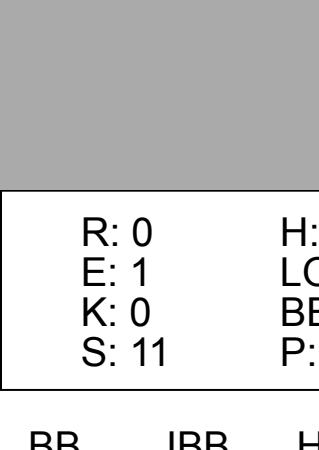
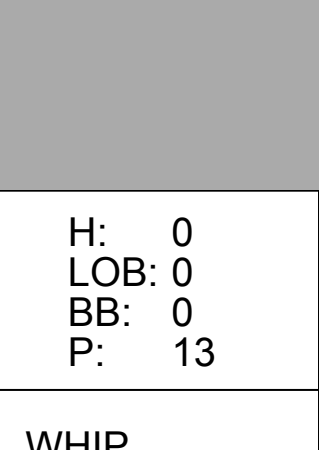
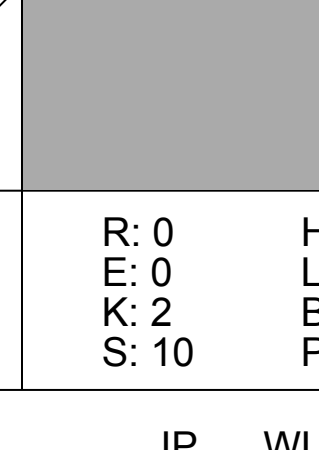
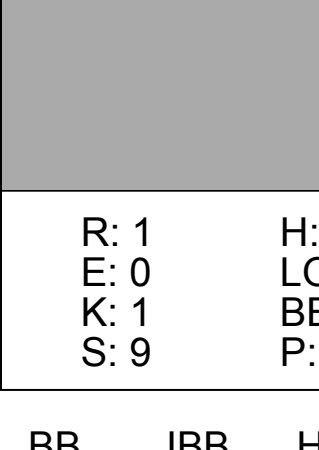







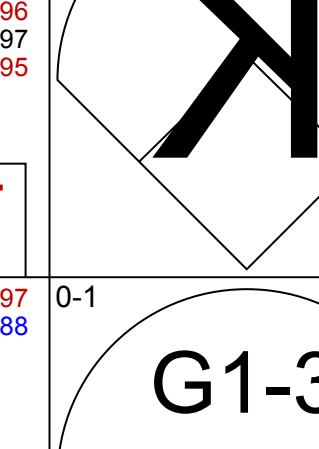
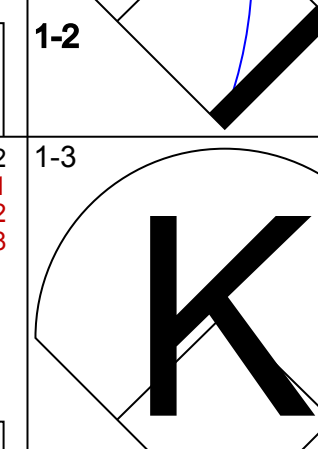

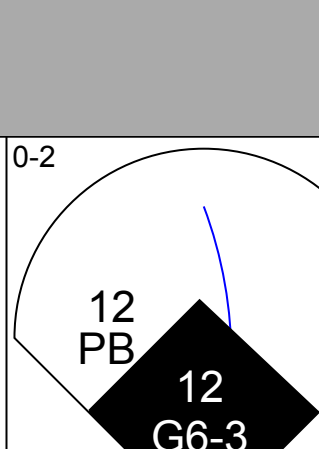
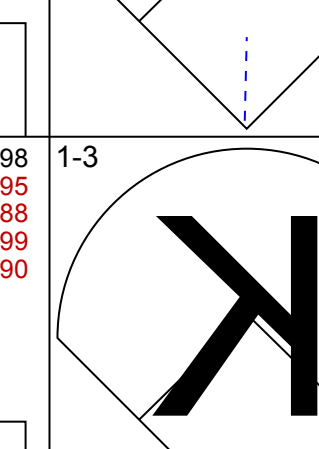
Batter	1	2	3	4	5	6	7	8	9	AB	R	H	RBI	BB	SO	LOB	BOTTOM										
7 José Reyes, S (1.6) OBP: 0.288, SLG: 0.358										3	0	0	0	2	1	2	Chicago Cubs @ Miami Marlins Marlins Park, Miami, FL Thu Apr 19 2012, 12:44 PM - 3:52 PM EDT Att: 23,168 - Roof Closed - 75 F										
1 Emilio Bonifácio, S (1.8) OBP: 0.441, SLG: 0.340										4	1	1	0	1	0	3											
2 Hanley Ramirez, R (1.5) OBP: 0.386, SLG: 0.580										4	2	2	0	0	0	1											
5 Logan Morrison, L (1.7) OBP: 0.357, SLG: 0.286										3	1	2	1	1	0	0											
34 Edward Mujica, R (8.1)										0	0	0	0	0	0	0											
21 Heath Bell, R (9.1)										0	0	0	0	0	0	0											
27 Giancarlo Stanton, R (1.9) OBP: 0.306, SLG: 0.348										4	0	1	1	0	1	5											
29 Greg Dobbs, L (1.3) OBP: 0.417, SLG: 0.400										3	1	1	2	1	0	3											
22 Donnie Murphy, R (1.4) OBP: 0.250, SLG: 0.600										4	0	0	0	0	1	4											
9 Brett Hayes, R (1.2) OBP: 0.273, SLG: 0.200										3	0	1	0	1	0	0											
47 Ricky Nolasco, R (1.1) OBP: 0.250, SLG: 0.250										2	0	1	1	0	0	0											
40 Mike Dunn, L (6.1)										0	0	0	0	0	0	0											
58 Ryan Webb, R (6.1)										0	0	0	0	0	0	0											
36 Randy Choate, L (7.1)										0	0	0	0	0	0	0											
8 Chris Coghlan, L (8.7) OBP: 0.136, SLG: 0.182										1	0	0	0	0	1	0											
Inning Stats	R: 2 E: 0 K: 2 S: 18	H: 2 LOB: 2 BB: 2 P: 32	R: 0 E: 0 K: 0 S: 8	H: 1 LOB: 1 BB: 1 P: 13	R: 3 E: 0 K: 0 S: 13	H: 3 LOB: 2 BB: 2 P: 26	R: 0 E: 0 K: 1 S: 13	H: 2 LOB: 0 BB: 0 P: 20	R: 0 E: 0 K: 0 S: 14	H: 0 LOB: 0 BB: 0 P: 18	R: 0 E: 0 K: 0 S: 7	H: 0 LOB: 0 BB: 0 P: 11	R: 0 E: 0 K: 0 S: 7	H: 1 LOB: 1 BB: 0 P: 11	R: 0 E: 0 K: 1 S: 14	H: 0 LOB: 1 BB: 1 P: 22	1B: 8 2B: 1 3B: 0 HR: 0	SF: 0 SAC: 1 DP: 1 HBP: 0	WP: 0 PB: 0 SB: 4 CS: 0	PA: 38							
PITCHER	IP	WLS	BF	H	R	ER	SO	BB	IBB	HBP	BLK	WP	HR	S	P	ERA	WHIP										
29 Jeff Samardzija, R (1.1) ERA: 5.71	3.2	L	23	8	5	5	3	4	1	0	0	0	0	50	80	12.27	3.273										
40 James Russell, L (4.1) ERA	1.1		4	0	0	0	0	0	0	0	0	0	0	16	21	0.00	0.000										
54 Shawn Camp, R (6.1) ERA: 4.7	2.0		7	1	0	0	0	0	0	0	0	0	0	14	22	0.00	0.500										
49 Carlos Marmol, R (8.1) ERA: 6.23	1.0		4	0	0	0	1	1	0	0	0	0	0	14	22	0.00	1.000										

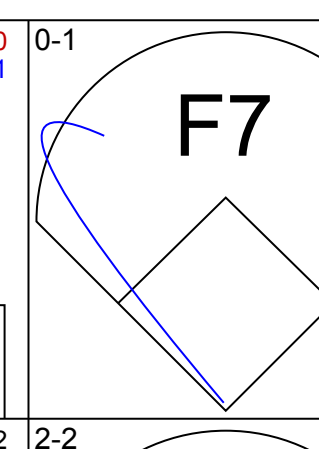
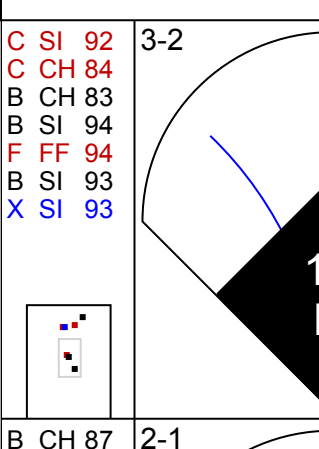
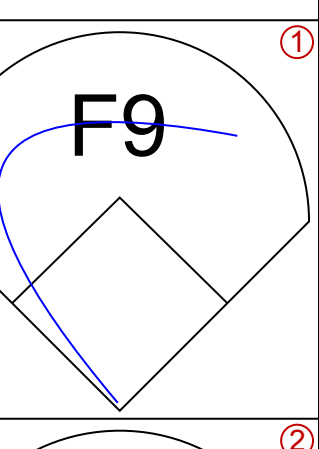
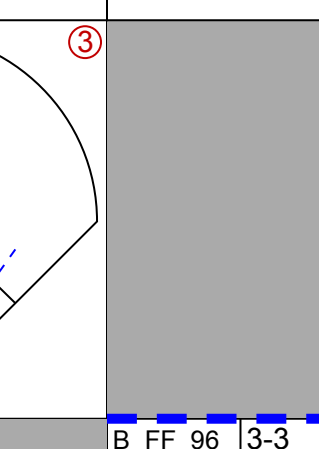
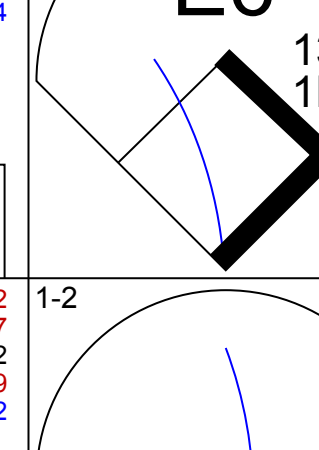
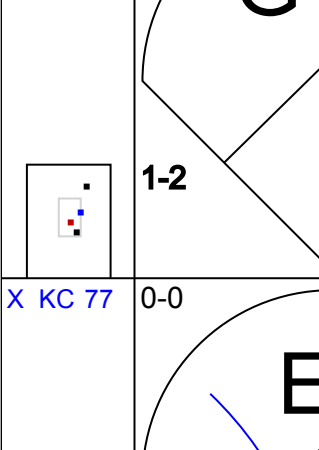
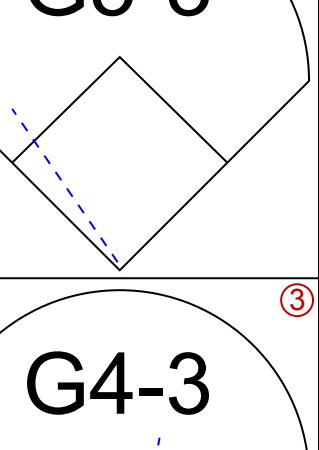
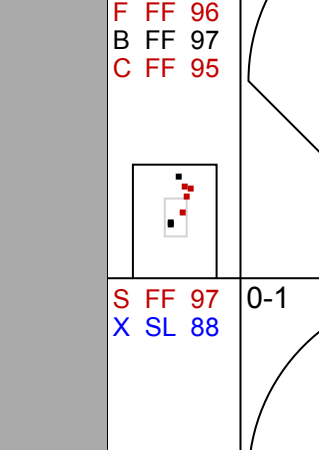
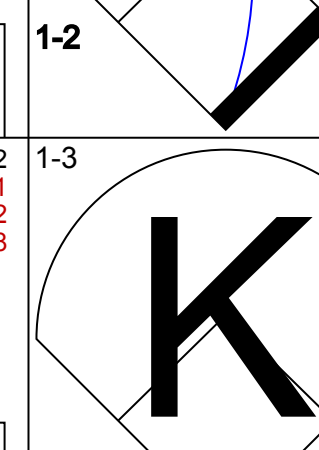
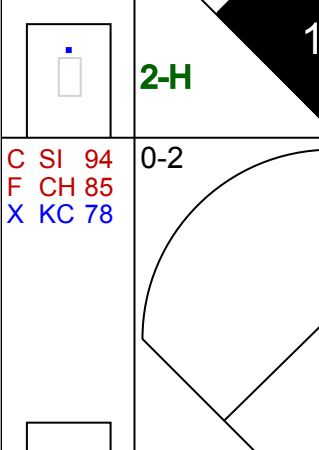
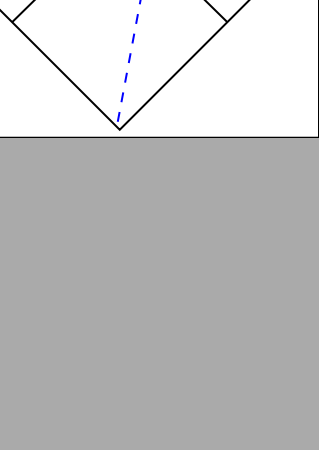
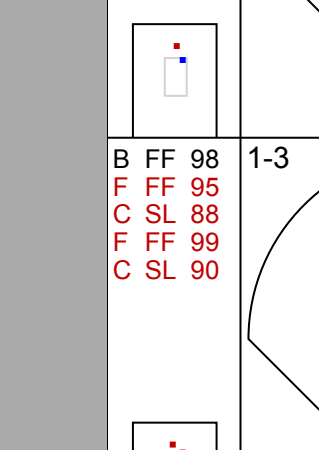
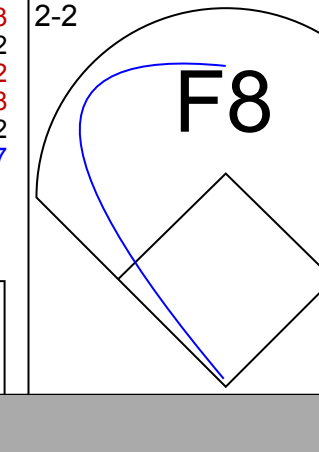
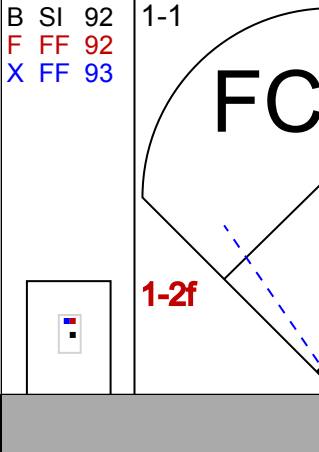









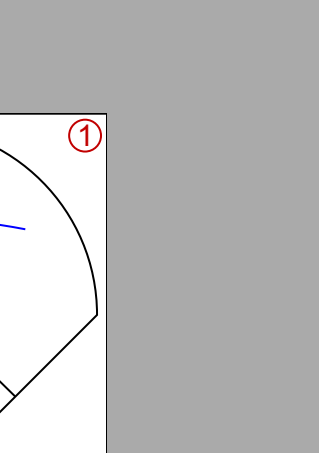

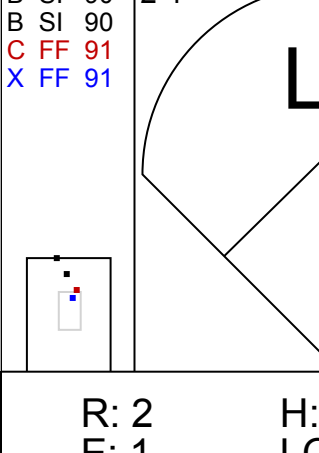
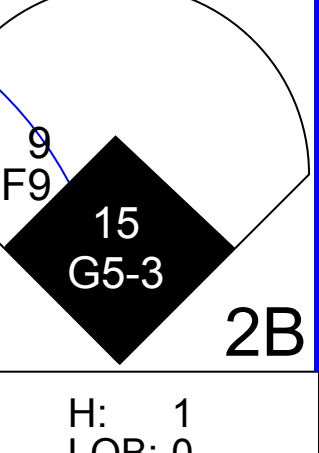
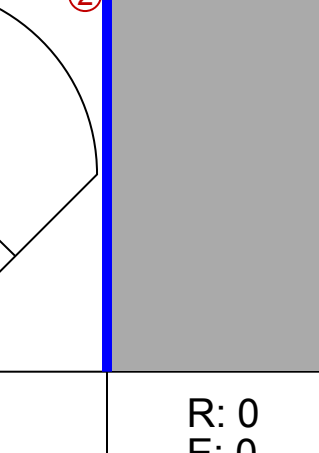
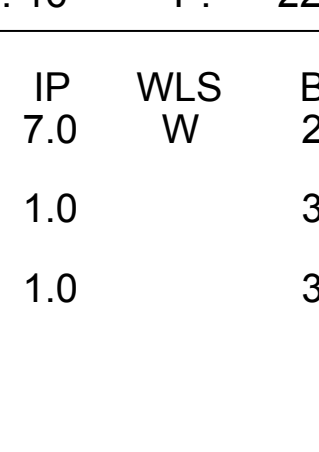
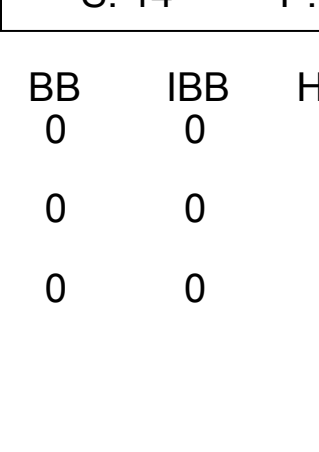
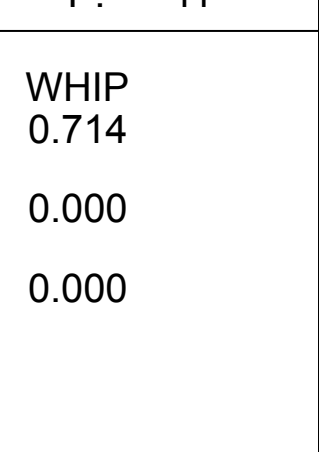
AB 34
R 3
H 8
RBI 3
BB 3
SO 8
LOB 17



AB 31
R 5
H 9
RBI 5
BB 6
SO 4
LOB 18



Batter	1	2	3	4	5	6	7	8	9	AB	R	H	RBI	BB	SO	LOB	TOP											
2 Zack Cozart, R OBP: 0.356, SLG: 0.453										4	1	1	0	1	2	1	Cincinnati Reds @ Chicago Cubs Wrigley Field, Chicago, IL Fri Apr 20 2012, 1:23 PM - 4:14 PM CDT Att: 37,782 - Cloudy - 42 F											
6 Drew Stubbs, R OBP: 0.304, SLG: 0.340										5	1	3	3	0	0	1												
19 Joey Votto, L OBP: 0.429, SLG: 0.408										4	1	1	1	1	0	3												
32 Jay Bruce, L OBP: 0.125, SLG: 0.429										5	2	2	0	0	1	1												
27 Scott Rolen, R OBP: 0.229, SLG: 0.227										3	1	0	0	2	1	2												
28 Chris Heisey, R OBP: 0.281, SLG: 0.310										5	0	1	2	0	0	3												
9 Willie Harris, L OBP: 0.174										4	1	1	1	0	1	1												
54 Aroldis Chapman, L OBP: 0.200, SLG: 0.600										0	0	0	0	0	0	0												
21 Todd Frazier, R OBP: 0.200, SLG: 0.600										3	2	2	0	2	1	1												
33 Jose Arredondo, R OBP: 0.200, SLG: 0.250										3	0	0	1	0	2	4												
Inning Stats	R: 4 H: 4 E: 2 K: 2 S: 22	H: 4 LOB: 2 BB: 2 P: 41	R: 0 H: 0 E: 0 K: 0 S: 6	H: 0 LOB: 0 BB: 0 P: 7	R: 0 H: 0 E: 1 K: 0 S: 11	H: 0 LOB: 0 BB: 0 P: 15	R: 2 H: 3 E: 0 K: 2 S: 12	H: 3 LOB: 1 BB: 0 P: 14	R: 0 H: 0 E: 0 K: 0 S: 10	H: 0 LOB: 0 BB: 0 P: 13	R: 1 H: 2 E: 0 K: 1 S: 10	H: 2 LOB: 1 BB: 0 P: 14	R: 0 H: 0 E: 0 K: 2 S: 10	H: 0 LOB: 1 BB: 1 P: 17	R: 1 H: 1 E: 0 K: 0 S: 10	H: 1 LOB: 2 BB: 2 P: 22	R: 1 H: 2 E: 0 K: 1 S: 9	H: 2 LOB: 1 BB: 1 P: 17	1B: 9 2B: 3 3B: 1 HR: 0	SF: 0 SAC: 0 DP: 2 HBP: 0	WP: 0 PB: 0 SB: 3 CS: 0	PA: 44						
PITCHER	IP	WLS	BF	H	R	ER	SO	BB	IBB	HBP	BLK	WP	HR	S	P	ERA	WHIP											
32 Chris Volstad, R ERA: 6.19	(1, 1)	5.0	L	24	7	6	5	4	2	0	0	0	0	0	61	90	9.00	1.800										
54 Shawn Camp, R ERA: 5.19	(6, 1)	1.0		5	2	1	1	1	0	0	0	0	0	0	10	14	9.00	2.000										
57 Scott Maine, L ERA: 7.94	(7, 1)	1.0		4	0	0	0	2	1	0	0	0	0	0	10	17	0.00	1.000										
52 Lendy Castillo, R ERA: 5.14	(8, 1)	1.0		6	1	1	1	0	2	0	0	0	0	0	10	22	9.00	3.000										
48 Rafael Dolis, R ERA: 5.14	(9, 1)	1.0		5	2	1	1	1	1	0	0	0	0	0	9	17	9.00	3.000										

Batter	1	2	3	4	5	6	7	8	9	AB	R	H	RBI	BB	SO	LOB	BOTTOM												
9 David DeJesus, L OBP: 0.400, SLG: 0.300										4	1	1	0	0	0	1	Cincinnati Reds @ Chicago Cubs Wrigley Field, Chicago, IL Fri Apr 20 2012, 1:23 PM - 4:14 PM CDT Att: 37,782 - Cloudy - 42 F												
15 Darwin Barney, R OBP: 0.304, SLG: 0.377										4	0	0	1	0	1	1													
13 Starlin Castro, R OBP: 0.379, SLG: 0.407										4	1	1	0	0	0	0													
6 Bryan LaHair, L OBP: 0.459, SLG: 0.688										4	1	2	1	0	2	2													
12 Alfonso Soriano, R OBP: 0.255, SLG: 0.229										4	0	0	1	0	1	3													
2 Ian Stewart, L OBP: 0.288, SLG: 0.340										4	0	0	0	0	0	0													
18 Geovany Soto, R OBP: 0.190, SLG: 0.300										4	0	0	0	0	0	0													
Marlon Byrd, R OBP: 0.149, SLG: 0.070										3	0	0	0	0	0	0													
32 Chris Volstad, R ERA: 3.86	(1, 1)	7.0	W	28	5	4	1	2	0	0	0	0	0	0	72	108		1.29	0.714										
54 Aroldis Chapman, L ERA: 3.86	(8, 1)	1.0		3	0	0	0	2	0	0	0	0	0	0	10	14		0.00	0.000										
33 Jose Arredondo, R ERA: 3.86	(9, 1)	1.0		3	0	0	0	1	0	0	0	0	0	8	11	0.00	0.000												
Inning Stats	R: 0 H: 1 E: 1 K: 1 S: 16	H: 0 LOB: 2 BB: 0 P: 22	R: 0 H: 0 E: 0 K: 0 S: 6	H: 0 LOB: 0 BB: 0 P: 9	R: 2 H: 2 E: 1 K: 0 S: 14	H: 2 LOB: 1 BB: 0 P: 22	R: 0 H: 0 E: 0 K: 0 S: 4	H: 0 LOB: 0 BB: 0 P: 7	R: 1 H: 1 E: 0 K: 0 S: 9	H: 1 LOB: 0 BB: 0 P: 11	R: 1 H: 1 E: 0 K: 0 S: 13	H: 1 LOB: 0 BB: 0 P: 21	R: 0 H: 0 E: 0 K: 1 S: 10	H: 0 LOB: 0 BB: 0 P: 16	R: 0 H: 0 E: 0 K: 2 S: 10	H: 0 LOB: 0 BB: 0 P: 14	R: 0 H: 0 E: 0 K: 1 S: 8	H: 0 LOB: 0 BB: 0 P: 11	1B: 3 2B: 2 3B: 0 HR: 0	SF: 0 SAC: 0 DP: 0 HBP: 0	WP: 0 PB: 1 SB: 0 CS: 0	PA: 34							
PITCHER	IP	WLS	BF	H	R	ER	SO	BB	IBB	HBP	BLK	WP	HR	S	P	ERA	WHIP												
34 Homer Bailey, R ERA: 3.86	(1, 1)	7.0	W	28	5	4	1	2	0	0	0	0	0	0	72	108	1.29	0.714											
54 Aroldis Chapman, L ERA: 3.86	(8, 1)	1.0		3	0	0	0	2	0	0	0	0	0	0	10	14	0.00	0.000											
33 Jose Arredondo, R ERA: 3.86	(9, 1)	1.0		3	0	0	0	1	0	0	0	0	0	8	11	0.00	0.000												

Batter	1	2	3	4	5	6	7	8	9	AB	R	H	RBI	BB	SO	LOB	TOP							
2 Zack Cozart, R OBP: 0.359, SLG: 0.483										5	1	2	0	0	1	0	Cincinnati Reds @ Chicago Cubs Wrigley Field, Chicago, IL Sat Apr 21 2012, 12:07 PM - 2:45 PM CDT Att: 38,405 - Partly Cloudy - 43 F							
6 Drew Stubbs, R OBP: 0.279, SLG: 0.310										5	0	0	0	0	0	3								
19 Joey Votto, L OBP: 0.418, SLG: 0.385										3	0	0	0	1	2	3								
4 Brandon Phillips, R OBP: 0.256, SLG: 0.342										4	0	1	1	0	0	2								
31 Alfredo Simon, R										3	0	0	0	1	1	3								
48 Ryan Ludwick, R OBP: 0.286, SLG: 0.447										4	0	1	0	0	1	4								
27 Scott Rolen, R OBP: 0.231, SLG: 0.229										3	0	1	0	1	0	1								
28 Chris Heisey, R OBP: 0.306, SLG: 0.344										3	0	1	0	1	0	1								
39 Devin Mesoraco, R OBP: 0.407, SLG: 0.348										3	0	0	0	1	0	3								
44 Mike Leake, R OBP: 0.167, SLG: 0.167										2	0	0	0	0	1	3								
66 Logan Ondrusek, R OBP: 0.333, SLG: 0.833										0	0	0	0	0	0	0								
21 Todd Frazier, R OBP: 0.190, SLG: 0.238										1	0	0	0	0	1	0								
15 Wilson Valdez, R										1	0	0	0	0	1	0								
Inning Stats	R: 1 E: 0 K: 2 S: 15	H: 2 LOB: 2 BB: 1 P: 25	R: 0 E: 0 K: 1 S: 8	H: 0 LOB: 0 BB: 0 P: 12	R: 0 E: 0 K: 1 S: 8	H: 0 LOB: 0 BB: 0 P: 13	R: 0 E: 1 K: 0 S: 8	H: 1 LOB: 3 BB: 1 P: 16	R: 0 E: 0 K: 1 S: 6	H: 1 LOB: 2 BB: 0 P: 9	R: 0 E: 0 K: 0 S: 10	H: 1 LOB: 2 BB: 1 P: 17	R: 0 E: 0 K: 1 S: 17	H: 2 LOB: 0 BB: 0 P: 26	R: 0 E: 0 K: 0 S: 8	H: 0 LOB: 0 BB: 0 P: 18	R: 0 E: 0 K: 1 S: 8	H: 0 LOB: 0 BB: 0 P: 13	1B: 2 2B: 4 3B: 0 HR: 0	SF: 0 SAC: 0 DP: 0 HBP: 0	WP: 0 PB: 0 CS: 0	PA: 38		
PITCHER	IP WLS BF H R ER SO BB IBB HBP BLK WP HR S P ERA WHIP	IP WLS BF H R ER SO BB IBB HBP BLK WP HR S P ERA WHIP	IP WLS BF H R ER SO BB IBB HBP BLK WP HR S P ERA WHIP	IP WLS BF H R ER SO BB IBB HBP BLK WP HR S P ERA WHIP	IP WLS BF H R ER SO BB IBB HBP BLK WP HR S P ERA WHIP	IP WLS BF H R ER SO BB IBB HBP BLK WP HR S P ERA WHIP	IP WLS BF H R ER SO BB IBB HBP BLK WP HR S P ERA WHIP	IP WLS BF H R ER SO BB IBB HBP BLK WP HR S P ERA WHIP	IP WLS BF H R ER SO BB IBB HBP BLK WP HR S P ERA WHIP	IP WLS BF H R ER SO BB IBB HBP BLK WP HR S P ERA WHIP	IP WLS BF H R ER SO BB IBB HBP BLK WP HR S P ERA WHIP	IP WLS BF H R ER SO BB IBB HBP BLK WP HR S P ERA WHIP	IP WLS BF H R ER SO BB IBB HBP BLK WP HR S P ERA WHIP	IP WLS BF H R ER SO BB IBB HBP BLK WP HR S P ERA WHIP	IP WLS BF H R ER SO BB IBB HBP BLK WP HR S P ERA WHIP	IP WLS BF H R ER SO BB IBB HBP BLK WP HR S P ERA WHIP	IP WLS BF H R ER SO BB IBB HBP BLK WP HR S P ERA WHIP	IP WLS BF H R ER SO BB IBB HBP BLK WP HR S P ERA WHIP	IP WLS BF H R ER SO BB IBB HBP BLK WP HR S P ERA WHIP	IP WLS BF H R ER SO BB IBB HBP BLK WP HR S P ERA WHIP	IP WLS BF H R ER SO BB IBB HBP BLK WP HR S P ERA WHIP	IP WLS BF H R ER SO BB IBB HBP BLK WP HR S P ERA WHIP	IP WLS BF H R ER SO BB IBB HBP BLK WP HR S P ERA WHIP	IP WLS BF H R ER SO BB IBB HBP BLK WP HR S P ERA WHIP

AB	34
R	1
H	6
RBI	1
BB	4
SO	7
LOB	22



Batter	1	2	3	4	5	6	7	8	9	AB	R	H	RBI	BB	SO	LOB	BOTTOM							
9 David DeJesus, L OBP: 0.400, SLG: 0.311										5	2	2	1	0	0	4	Cincinnati Reds @ Chicago Cubs Wrigley Field, Chicago, IL Sat Apr 21 2012, 12:07 PM - 2:45 PM CDT Att: 38,405 - Partly Cloudy - 43 F							
15 Darwin Barney, R OBP: 0.344, SLG: 0.421										4	2	3	1	0	0	0								
13 Starlin Castro, R OBP: 0.381, SLG: 0.458										5	0	2	1	0	0	6								
6 Bryan LaHair, L OBP: 0.439, SLG: 0.647										2	0	0	1	1	1	3								
2 Ian Stewart, L OBP: 0.268, SLG: 0.314										4	0	0	0	0	1	5								
51 Steve Clevenger, L OBP: 0.588, SLG: 0.824										4	1	3	1	0	0	0								
11 Blake DeWitt, L OBP: 0.116, SLG: 0.188										3	0	0	0	0	0	2								
40 James Russell, L										0	0	0	0	0	0	0								
48 Rafael Dolis, R										1	0	1	0	0	0	0								
5 Reed Johnson, R OBP: 0.261, SLG: 0.409										4	1	2	1	0	0	1								
49 Carlos Marmol, R										2	0	0	0	0	2	1								
28 Paul Maholm, L										2	0	0	0	0	2	1								
1 Tony Campana, L OBP: 0.500, SLG: 0.500										2	0	1	0	0	1	2								
Inning Stats	R: 1 E: 0 K: 1 S: 11	H: 2 LOB: 1 BB: 0 P: 14	R: 4 E: 1 K: 1 S: 17	H: 5 LOB: 1 BB: 0 P: 23	R: 0 E: 0 K: 0 S: 4	H: 0 LOB: 0 BB: 0 P: 8	R: 0 E: 0 K: 1 S: 6	H: 0 LOB: 0 BB: 0 P: 8	R: 0 E: 0 K: 0 S: 13	H: 1 LOB: 1 BB: 1 P: 22	R: 0 E: 0 K: 0 S: 9	H: 2 LOB: 2 BB: 0 P: 11	R: 1 E: 1 K: 1 S: 10	H: 2 LOB: 2 BB: 0 P: 15	R: 0 E: 0 K: 1 S: 13	H: 2 LOB: 3 BB: 0 P: 17	R: 0 E: 0 K: 1 S: 13	H: 2 LOB: 0 BB: 0 P: 17	1B: 9 2B: 5 3B: 1 HR: 0	SF: 1 SAC: 0 DP: 1 HBP: 1	WP: 0 PB: 0 CS: 0	PA: 39		
PITCHER	IP WLS BF H R ER SO BB IBB HBP BLK WP HR S P ERA WHIP	IP WLS BF H R ER SO BB IBB HBP BLK WP HR S P ERA WHIP	IP WLS BF H R ER SO BB IBB HBP BLK WP HR S P ERA WHIP	IP WLS BF H R ER SO BB IBB HBP BLK WP HR S P ERA WHIP	IP WLS BF H R ER SO BB IBB HBP BLK WP HR S P ERA WHIP	IP WLS BF H R ER SO BB IBB HBP BLK WP HR S P ERA WHIP	IP WLS BF H R ER SO BB IBB HBP BLK WP HR S P ERA WHIP	IP WLS BF H R ER SO BB IBB HBP BLK WP HR S P ERA WHIP	IP WLS BF H R ER SO BB IBB HBP BLK WP HR S P ERA WHIP	IP WLS BF H R ER SO BB IBB HBP BLK WP HR S P ERA WHIP	IP WLS BF H R ER SO BB IBB HBP BLK WP HR S P ERA WHIP	IP WLS BF H R ER SO BB IBB HBP BLK WP HR S P ERA WHIP	IP WLS BF H R ER SO BB IBB HBP BLK WP HR S P ERA WHIP	IP WLS BF H R ER SO BB IBB HBP BLK WP HR S P ERA WHIP	IP WLS BF H R ER SO BB IBB HBP BLK WP HR S P ERA WHIP	IP WLS BF H R ER SO BB IBB HBP BLK WP HR S P ERA WHIP	IP WLS BF H R ER SO BB IBB HBP BLK WP HR S P ERA WHIP	IP WLS BF H R ER SO BB IBB HBP BLK WP HR S P ERA WHIP	IP WLS BF H R ER SO BB IBB HBP BLK WP HR S P ERA WHIP	IP WLS BF H R ER SO BB IBB HBP BLK WP HR S P ERA WHIP	IP WLS BF H R ER SO BB IBB HBP BLK WP HR S P ERA WHIP	IP WLS BF H R ER SO BB IBB HBP BLK WP HR S P ERA WHIP	IP WLS BF H R ER SO BB IBB HBP BLK WP HR S P ERA WHIP	IP WLS BF H R ER SO BB IBB HBP BLK WP HR S P ERA WHIP

AB	36
R	6
H	14
RBI	6
BB	1
SO	5
LOB	24



Batter	1	2	3	4	5	6	7	8	9	AB	R	H	RBI	BB	SO	LOB	TOP	
2 Zack Cozart, R OBP: 0.353, SLG: 0.459										3	0	0	0	1	1	1	Cincinnati Reds @ Chicago Cubs Wrigley Field, Chicago, IL Sun Apr 22 2012, 1:22 PM - 4:32 PM CDT Att: 35,801 - Cloudy - 45 F	
6 Drew Stubbs, R OBP: 0.288, SLG: 0.306										4	1	1	1	1	1	4		
19 Joey Votto, L OBP: 0.444, SLG: 0.436										3	1	2	1	2	1	2		
48 Ryan Ludwick, R OBP: 0.298, SLG: 0.415										3	0	0	0	1	0	5		
32 Jay Bruce, L OBP: 0.262, SLG: 0.433										4	0	1	1	1	1	4		
27 Scott Rolen, R OBP: 0.228, SLG: 0.226										5	0	1	1	0	3	7		
9 Willie Harris, L OBP: 0.111, SLG: 0.154										3	0	0	0	0	0	2		
15 Wilson Valdez, R OBP: 0.217, SLG: 0.261										3	1	1	0	2	0	1		
29 Ryan Hanigan, R OBP: 0.324, SLG: 0.219										3	1	1	0	2	0	1		
47 Johnny Cueto, R OBP: 0.167, SLG: 0.167										2	1	0	0	0	1	1		
66 Logan Ondrusek, R ERA: 5.98										0	0	0	0	0	0	0		
54 Aroldis Chapman, L ERA: 4.22										0	0	0	0	0	0	0		
51 Sean Marshall, L ERA: 3.38										0	0	0	0	0	0	0		
Inning Stats	R: 0 E: 0 K: 2 S: 17	H: 1 LOB: 3 BB: 2 P: 31	R: 0 E: 0 K: 0 S: 10	H: 1 LOB: 1 BB: 0 P: 13	R: 2 E: 0 K: 0 S: 11	H: 3 LOB: 1 BB: 0 P: 19	R: 0 E: 0 K: 0 S: 9	H: 0 LOB: 3 BB: 3 P: 21	R: 0 E: 0 K: 2 S: 15	H: 0 LOB: 0 BB: 0 P: 13	R: 0 E: 0 K: 2 S: 10	H: 0 LOB: 1 BB: 0 P: 16	R: 0 E: 0 K: 1 S: 10	H: 1 LOB: 1 BB: 0 P: 14	1B: 4 2B: 3 3B: 0 HR: 0	SF: 0 SAC: 3 DP: 0 HBP: 1	WP: 0 PA: 45 PB: 0 SB: 0 CS: 1	
PITCHER	IP: 5.0 WLS: L BF: 4 H: 0 R: 0 ER: 0 SO: 2	IP: 0.1 WLS: L BF: 7 H: 0 R: 0 ER: 0 SO: 3	IP: 2.0 WLS: L BF: 8 H: 1 R: 0 ER: 0 SO: 3	IP: 0.0 WLS: L BF: 1 H: 0 R: 0 ER: 0 SO: 0	IP: 0.0 WLS: L BF: 1 H: 0 R: 0 ER: 0 SO: 0	IP: 0.0 WLS: L BF: 1 H: 0 R: 0 ER: 0 SO: 0	IP: 0.0 WLS: L BF: 1 H: 0 R: 0 ER: 0 SO: 0	IP: 0.0 WLS: L BF: 1 H: 0 R: 0 ER: 0 SO: 0	IP: 0.0 WLS: L BF: 1 H: 0 R: 0 ER: 0 SO: 0	IP: 0.0 WLS: L BF: 1 H: 0 R: 0 ER: 0 SO: 0	IP: 0.0 WLS: L BF: 1 H: 0 R: 0 ER: 0 SO: 0	IP: 0.0 WLS: L BF: 1 H: 0 R: 0 ER: 0 SO: 0	IP: 0.0 WLS: L BF: 1 H: 0 R: 0 ER: 0 SO: 0	IP: 0.0 WLS: L BF: 1 H: 0 R: 0 ER: 0 SO: 0	IP: 0.0 WLS: L BF: 1 H: 0 R: 0 ER: 0 SO: 0	IP: 0.0 WLS: L BF: 1 H: 0 R: 0 ER: 0 SO: 0	IP: 0.0 WLS: L BF: 1 H: 0 R: 0 ER: 0 SO: 0	ERA: 3.6 WHIP: 2.200
19 Rodrigo Lopez, R ERA: 5.98	IP: 0.1 WLS: L BF: 7 H: 0 R: 0 ER: 0 SO: 3	IP: 1.2 WLS: L BF: 8 H: 1 R: 0 ER: 0 SO: 3	IP: 2.0 WLS: L BF: 8 H: 1 R: 0 ER: 0 SO: 3	IP: 0.0 WLS: L BF: 1 H: 0 R: 0 ER: 0 SO: 0	IP: 0.0 WLS: L BF: 1 H: 0 R: 0 ER: 0 SO: 0	IP: 0.0 WLS: L BF: 1 H: 0 R: 0 ER: 0 SO: 0	IP: 0.0 WLS: L BF: 1 H: 0 R: 0 ER: 0 SO: 0	IP: 0.0 WLS: L BF: 1 H: 0 R: 0 ER: 0 SO: 0	IP: 0.0 WLS: L BF: 1 H: 0 R: 0 ER: 0 SO: 0	IP: 0.0 WLS: L BF: 1 H: 0 R: 0 ER: 0 SO: 0	IP: 0.0 WLS: L BF: 1 H: 0 R: 0 ER: 0 SO: 0	IP: 0.0 WLS: L BF: 1 H: 0 R: 0 ER: 0 SO: 0	IP: 0.0 WLS: L BF: 1 H: 0 R: 0 ER: 0 SO: 0	IP: 0.0 WLS: L BF: 1 H: 0 R: 0 ER: 0 SO: 0	IP: 0.0 WLS: L BF: 1 H: 0 R: 0 ER: 0 SO: 0	IP: 0.0 WLS: L BF: 1 H: 0 R: 0 ER: 0 SO: 0	ERA: 0.600 WHIP: 0.600	
57 Scott Maine, L ERA: 4.22	IP: 1.2 WLS: L BF: 8 H: 1 R: 0 ER: 0 SO: 3	IP: 2.0 WLS: L BF: 8 H: 1 R: 0 ER: 0 SO: 3	IP: 0.0 WLS: L BF: 1 H: 0 R: 0 ER: 0 SO: 0	IP: 0.0 WLS: L BF: 1 H: 0 R: 0 ER: 0 SO: 0	IP: 0.0 WLS: L BF: 1 H: 0 R: 0 ER: 0 SO: 0	IP: 0.0 WLS: L BF: 1 H: 0 R: 0 ER: 0 SO: 0	IP: 0.0 WLS: L BF: 1 H: 0 R: 0 ER: 0 SO: 0	IP: 0.0 WLS: L BF: 1 H: 0 R: 0 ER: 0 SO: 0	IP: 0.0 WLS: L BF: 1 H: 0 R: 0 ER: 0 SO: 0	IP: 0.0 WLS: L BF: 1 H: 0 R: 0 ER: 0 SO: 0	IP: 0.0 WLS: L BF: 1 H: 0 R: 0 ER: 0 SO: 0	IP: 0.0 WLS: L BF: 1 H: 0 R: 0 ER: 0 SO: 0	IP: 0.0 WLS: L BF: 1 H: 0 R: 0 ER: 0 SO: 0	IP: 0.0 WLS: L BF: 1 H: 0 R: 0 ER: 0 SO: 0	IP: 0.0 WLS: L BF: 1 H: 0 R: 0 ER: 0 SO: 0	IP: 0.0 WLS: L BF: 1 H: 0 R: 0 ER: 0 SO: 0	ERA: 1.000 WHIP: 1.000	

Cincinnati Reds @ Chicago Cubs
 Wrigley Field, Chicago, IL
 Sun Apr 22 2012, 1:22 PM - 4:32 PM CDT
 Att: 35,801 - Cloudy - 45 F

AB	32
R	4
H	7
RBI	4
BB	8
SO	8
LOB	27



Batter	1	2	3	4	5	6	7	8	9	AB	R	H	RBI	BB	SO	LOB	BOTTOM		
9 David DeJesus, L OBP: 0.400, SLG: 0.306										4	0	1	0	1	1	1	Cincinnati Reds @ Chicago Cubs Wrigley Field, Chicago, IL Sun Apr 22 2012, 1:22 PM - 4:32 PM CDT Att: 35,801 - Cloudy - 45 F		
1 Tony Campana, L OBP: 0.600, SLG: 0.500										2	0	1	0	1	0	1			
5 Reed Johnson, R OBP: 0.250, SLG: 0.391										1	0	0	0	0	0	2			
13 Starlin Castro, R OBP: 0.397, SLG: 0.492										4	2	2	0	0	1	3			
6 Bryan LaHair, L OBP: 0.455, SLG: 0.639										2	0	1	1	1	0	1			
19 Rodrigo Lopez, R ERA: 5.98										0	0	0	0	0	0	0			
57 Scott Maine, L ERA: 4.22										1	0	0	0	1	1	1			
51 Steve Clevenger, L OBP: 0.279, SLG: 0.776										1	0	0	0	1	1	1			
12 Alfonso Soriano, R OBP: 0.236, SLG: 0.212										4	0	0	0	0	1	7			
54 Shawn Camp, R OBP: 0.316, SLG: 0.276										1	0	0	1	0	0	0			
2 Ian Stewart, L OBP: 0.262, SLG: 0.304										5	0	1	0	0	3	3			
18 Geovany Soto, R OBP: 0.174, SLG: 0.273										4	0	0	0	0	2	1			
11 Blake DeWitt, L OBP: 0.100, SLG: 0.158										3	0	0	0	0	1	1			
15 Darwin Barney, R OBP: 0.339, SLG: 0.414										1	0	0	0	0	0	0			
36 Randy Wells, R ERA: 1.78	IP: 6.1 WLS: H BF: 30 H: 6 R: 0 ER: 0 SO: 7	IP: 6.1 WLS: H BF: 30 H: 2 R: 0 ER: 0 SO: 7	IP: 6.1 WLS: H BF: 30 H: 2 R: 0 ER: 0 SO: 7	IP: 0.0 WLS: L BF: 1 H: 0 R: 0 ER: 0 SO: 0	IP: 0.0 WLS: L BF: 1 H: 0 R: 0 ER: 0 SO: 0	IP: 0.0 WLS: L BF: 1 H: 0 R: 0 ER: 0 SO: 0	IP: 0.0 WLS: L BF: 1 H: 0 R: 0 ER: 0 SO: 0	IP: 0.0 WLS: L BF: 1 H: 0 R: 0 ER: 0 SO: 0	IP: 0.0 WLS: L BF: 1 H: 0 R: 0 ER: 0 SO: 0	IP: 0.0 WLS: L BF: 1 H: 0 R: 0 ER: 0 SO: 0	IP: 0.0 WLS: L BF: 1 H: 0 R: 0 ER: 0 SO: 0	IP: 0.0 WLS: L BF: 1 H: 0 R: 0 ER: 0 SO: 0	IP: 0.0 WLS: L BF: 1 H: 0 R: 0 ER: 0 SO: 0	IP: 0.0 WLS: L BF: 1 H: 0 R: 0 ER: 0 SO: 0	IP: 0.0 WLS: L BF: 1 H: 0 R: 0 ER: 0 SO: 0	IP: 0.0 WLS: L BF: 1 H: 0 R: 0 ER: 0 SO: 0	ERA: 3.000 WHIP: 3.000		
66 Logan Ondrusek, R ERA: 5.98	IP: 0.1 WLS: H BF: 2 H: 0 R: 0 ER: 0 SO: 1	IP: 1.1 WLS: H BF: 6 H: 0 R: 0 ER: 0 SO: 1	IP: 1.1 WLS: H BF: 6 H: 0 R: 0 ER: 0 SO: 1	IP: 0.0 WLS: L BF: 1 H: 0 R: 0 ER: 0 SO: 0	IP: 0.0 WLS: L BF: 1 H: 0 R: 0 ER: 0 SO: 0	IP: 0.0 WLS: L BF: 1 H: 0 R: 0 ER: 0 SO: 0	IP: 0.0 WLS: L BF: 1 H: 0 R: 0 ER: 0 SO: 0	IP: 0.0 WLS: L BF: 1 H: 0 R: 0 ER: 0 SO: 0	IP: 0.0 WLS: L BF: 1 H: 0 R: 0 ER: 0 SO: 0	IP: 0.0 WLS: L BF: 1 H: 0 R: 0 ER: 0 SO: 0	IP: 0.0 WLS: L BF: 1 H: 0 R: 0 ER: 0 SO: 0	IP: 0.0 WLS: L BF: 1 H: 0 R: 0 ER: 0 SO: 0	IP: 0.0 WLS: L BF: 1 H: 0 R: 0 ER: 0 SO: 0	IP: 0.0 WLS: L BF: 1 H: 0 R: 0 ER: 0 SO: 0	IP: 0.0 WLS: L BF: 1 H: 0 R: 0 ER: 0 SO: 0	IP: 0.0 WLS: L BF: 1 H: 0 R: 0 ER: 0 SO: 0	ERA: 1.500 WHIP: 1.500		
54 Aroldis Chapman, L ERA: 4.22	IP: 1.0 WLS: S BF: 4 H: 1 R: 1 ER: 1 SO: 2	IP: 1.0 WLS: S BF: 4 H: 1 R: 1 ER: 1 SO: 2	IP: 0.0 WLS: L BF: 1 H: 0 R: 0 ER: 0 SO: 0	IP: 0.0 WLS: L BF: 1 H: 0 R: 0 ER: 0 SO: 0	IP: 0.0 WLS: L BF: 1 H: 0 R: 0 ER: 0 SO: 0	IP: 0.0 WLS: L BF: 1 H: 0 R: 0 ER: 0 SO: 0	IP: 0.0 WLS: L BF: 1 H: 0 R: 0 ER: 0 SO: 0	IP: 0.0 WLS: L BF: 1 H: 0 R: 0 ER: 0 SO: 0	IP: 0.0 WLS: L BF: 1 H: 0 R: 0 ER: 0 SO: 0	IP: 0.0 WLS: L BF: 1 H: 0 R: 0 ER: 0 SO: 0	IP: 0.0 WLS: L BF: 1 H: 0 R: 0 ER: 0 SO: 0	IP: 0.0 WLS: L BF: 1 H: 0 R: 0 ER: 0 SO: 0	IP: 0.0 WLS: L BF: 1 H: 0 R: 0 ER: 0 SO: 0	IP: 0.0 WLS: L BF: 1 H: 0 R: 0 ER: 0 SO: 0	IP: 0.0 WLS: L BF: 1 H: 0 R: 0 ER: 0 SO: 0	IP: 0.0 WLS: L BF: 1 H: 0 R: 0 ER: 0 SO: 0	ERA: 9.000 WHIP: 1.000		
51 Sean Marshall, L ERA: 3.38	IP: 1.0 WLS: S BF: 4 H: 1 R: 1 ER: 1 SO: 2	IP: 1.0 WLS: S BF: 4 H: 1 R: 1 ER: 1 SO: 2	IP: 0.0 WLS: L BF: 1 H: 0 R: 0 ER: 0 SO: 0	IP: 0.0 WLS: L BF: 1 H: 0 R: 0 ER: 0 SO: 0	IP: 0.0 WLS: L BF: 1 H: 0 R: 0 ER: 0 SO: 0	IP: 0.0 WLS: L BF: 1 H: 0 R: 0 ER: 0 SO: 0	IP: 0.0 WLS: L BF: 1 H: 0 R: 0 ER: 0 SO: 0	IP: 0.0 WLS: L BF: 1 H: 0 R: 0 ER: 0 SO: 0	IP: 0.0 WLS: L BF: 1 H: 0 R: 0 ER: 0 SO: 0	IP: 0.0 WLS: L BF: 1 H: 0 R: 0 ER: 0 SO: 0	IP: 0.0 WLS: L BF: 1 H: 0 R: 0 ER: 0 SO: 0	IP: 0.0 WLS: L BF: 1 H: 0 R: 0 ER: 0 SO: 0	IP: 0.0 WLS: L BF: 1 H: 0 R: 0 ER: 0 SO: 0	IP: 0.0 WLS: L BF: 1 H: 0 R: 0 ER: 0 SO: 0	IP: 0.0 WLS: L BF: 1 H: 0 R: 0 ER: 0 SO: 0	IP: 0.0 WLS: L BF: 1 H: 0 R: 0 ER: 0 SO: 0	ERA: 1.000 WHIP: 1.000		
Inning Stats	R: 0 E: 0 K: 2 S: 13	H: 1 LOB: 1 BB: 0 P: 13	R: 0 E: 0 K: 2 S: 12	H: 1 LOB: 1 BB: 0 P: 17	R: 0 E: 0 K: 0 S: 8	H: 0 LOB: 0 BB: 0 P: 11	R: 0 E: 0 K: 2 S: 13	H: 2 LOB: 1 BB: 0 P: 18	R: 0 E: 0 K: 1 S: 11	H: 0 LOB: 1 BB: 0 P: 15	R: 0 E: 0 K: 2 S: 11	H: 0 LOB: 3 BB: 2 P: 24	R: 0 E: 0 K: 0 S: 12	H: 0 LOB: 2 BB: 2 P: 25	R: 1 E: 0 K: 2 S: 14	H: 1 LOB: 0 BB: 0 P: 19	1B: 5 2B: 0 3B: 1 HR: 0	SF: 0 SAC: 1 DP: 0 HBP: 2	WP: 0 PA: 42 PB: 0 SB: 0 CS: 0
PITCHER	IP: 1.78 WLS: H BF: 30 H: 6 R: 0 ER:																		

Batter	1	2	3	4	5	6	7	8	9	AB	R	H	RBI	BB	SO	LOB	TOP	
15 Rafael Furcal, S OBP: 0.413, SLG: 0.507	F9		G1-3		FC4-6 1B			K		4	0	1	0	0	1	0	St. Louis Cardinals @ Chicago Cubs Wrigley Field, Chicago, IL Mon Apr 23 2012, 7:13 PM - 10:04 PM CDT Att: 37,794 - Clear - 44 F	
55 Skip Schumaker, L OBP: 0.500, SLG: 0.500	G6-3			7 2B 3 G4-3 1B	FC4-6 CS			L6-4 BB		3	1	1	0	0	0	1		
43 Shane Robinson, R OBP: 0.440, SLG: 0.565										0	0	0	0	1	0	0		
7 Matt Holliday, R OBP: 0.266, SLG: 0.378				G4-3 4 SF8 2B	L8					3	1	2	0	1	0	1		
3 Carlos Beltrán, S OBP: 0.380, SLG: 0.525	K			G4-3				L6-4		4	0	0	1	0	1	4		
23 David Freese, R OBP: 0.390, SLG: 0.519										3	0	1	0	0	2	0		
4 Yadier Molina, R OBP: 0.339, SLG: 0.564	G1-6-3				SF8					3	0	0	1	0	0	1		
13 Matt Carpenter, L OBP: 0.333, SLG: 0.488										2	0	0	0	2	0	0		
30 Jason Motte, R										0	0	0	0	0	0	0		
27 Tyler Greene, R OBP: 0.316, SLG: 0.333										2	0	0	0	1	1	0		
54 Jaime Garcia, L OBP: 0.300, SLG: 0.444										3	0	0	0	0	1	3		
41 Mitchell Boggs, R										0	0	0	0	0	0	0		
33 Daniel Descalso, L OBP: 0.306, SLG: 0.349										0	0	0	0	0	0	0		
Inning Stats	R: 0 H: 1 E: 0 K: 1 S: 14	H: 1 LOB: 1 BB: 0 P: 23	R: 0 H: 0 E: 0 K: 1 S: 9	H: 0 LOB: 1 BB: 1 P: 18	R: 0 H: 0 E: 0 K: 1 S: 6	H: 0 LOB: 0 BB: 0 P: 8	R: 2 H: 2 E: 0 K: 0 S: 15	H: 2 LOB: 3 BB: 2 P: 28	R: 0 H: 1 E: 0 K: 1 S: 6	H: 0 LOB: 0 BB: 0 P: 12	R: 0 H: 0 E: 0 K: 1 S: 8	H: 0 LOB: 0 BB: 0 P: 10	R: 0 H: 0 E: 0 K: 1 S: 11	H: 0 LOB: 1 BB: 2 P: 23	R: 0 H: 1 E: 0 K: 0 S: 7	H: 1 LOB: 0 BB: 0 P: 10	1B: 4 SF: 1 2B: 3 3B: 0 HR: 0	WP: 1 PA: 34 PB: 0 SB: 0 CS: 1
PITCHER	IP WLS BF H R ER SO BB IBB HBP BLK WP HR S P ERA WHIP	IP WLS BF H R ER SO BB IBB HBP BLK WP HR S P ERA WHIP	IP WLS BF H R ER SO BB IBB HBP BLK WP HR S P ERA WHIP	IP WLS BF H R ER SO BB IBB HBP BLK WP HR S P ERA WHIP	IP WLS BF H R ER SO BB IBB HBP BLK WP HR S P ERA WHIP	IP WLS BF H R ER SO BB IBB HBP BLK WP HR S P ERA WHIP	IP WLS BF H R ER SO BB IBB HBP BLK WP HR S P ERA WHIP	IP WLS BF H R ER SO BB IBB HBP BLK WP HR S P ERA WHIP	IP WLS BF H R ER SO BB IBB HBP BLK WP HR S P ERA WHIP	IP WLS BF H R ER SO BB IBB HBP BLK WP HR S P ERA WHIP	IP WLS BF H R ER SO BB IBB HBP BLK WP HR S P ERA WHIP	IP WLS BF H R ER SO BB IBB HBP BLK WP HR S P ERA WHIP	IP WLS BF H R ER SO BB IBB HBP BLK WP HR S P ERA WHIP	IP WLS BF H R ER SO BB IBB HBP BLK WP HR S P ERA WHIP	IP WLS BF H R ER SO BB IBB HBP BLK WP HR S P ERA WHIP	IP WLS BF H R ER SO BB IBB HBP BLK WP HR S P ERA WHIP	IP WLS BF H R ER SO BB IBB HBP BLK WP HR S P ERA WHIP	
22 Matt Garza, R ERA: 3.38	7.0	28	4	2	2	5	3	0	1	0	0	0	0	0	0	0	2.57	1.000
40 James Russell, L ERA:	0.1	3	0	0	0	1	2	0	0	0	0	0	0	0	0	0	0.00	6.000
48 Rafael Dolis, R ERA: 3.72	1.2	W	4	1	0	0	0	0	0	0	0	0	0	0	0	0	0.00	0.600

AB	27
R	2
H	5
RBI	2
BB	5
SO	6
LOB	10



Batter	1	2	3	4	5	6	7	8	9	AB	R	H	RBI	BB	SO	LOB	BOTTOM			
9 David DeJesus, L OBP: 0.375, SLG: 0.283	P6		G4-3		K			K		4	0	0	0	0	2	4	St. Louis Cardinals @ Chicago Cubs Wrigley Field, Chicago, IL Mon Apr 23 2012, 7:13 PM - 10:04 PM CDT Att: 37,794 - Clear - 44 F			
15 Darwin Barney, R OBP: 0.364, SLG: 0.426										3	1	2	0	1	0	1				
13 Starlin Castro, R OBP: 0.389, SLG: 0.478										4	0	1	0	0	0	3				
12 Alfonso Soriano, R OBP: 0.220, SLG: 0.200										3	0	0	1	0	1	0				
3 Jeff Baker, R OBP: 0.280, SLG: 0.238										3	0	0	0	0	0	0				
6 Bryan LaHair, L OBP: 0.467, SLG: 0.639										0	1	0	0	1	0	0				
18 Geovany Soto, R OBP: 0.180, SLG: 0.255										3	1	0	0	1	1	0				
5 Reed Johnson, R OBP: 0.222, SLG: 0.346										3	0	0	0	0	1	1				
48 Rafael Dolis, R										0	0	0	0	0	0	0				
51 Steve Clevenger, L OBP: 0.550, SLG: 0.737										1	0	0	0	0	0	2				
21 Joe Mather, R OBP: 0.417, SLG: 0.350										3	0	2	2	1	0	0				
22 Matt Garza, R OBP: 0.111, SLG: 0.111										1	0	1	0	0	0	0				
40 James Russell, L										0	0	0	0	0	0	0				
1 Tony Campana, L OBP: 0.697, SLG: 0.600										1	0	1	0	0	0	0				
Inning Stats	R: 1 H: 2 E: 0 K: 0 S: 10	H: 2 LOB: 0 BB: 0 P: 14	R: 0 H: 0 E: 0 K: 0 S: 8	H: 0 LOB: 0 BB: 0 P: 9	R: 0 H: 1 E: 0 K: 0 S: 6	H: 1 LOB: 1 BB: 0 P: 9	R: 0 H: 0 E: 0 K: 0 S: 5	H: 0 LOB: 0 BB: 0 P: 8	R: 0 H: 1 E: 1 K: 1 S: 9	H: 1 LOB: 2 BB: 1 P: 15	R: 0 H: 1 E: 0 K: 0 S: 7	H: 1 LOB: 0 BB: 0 P: 10	R: 0 H: 0 E: 0 K: 2 S: 9	H: 0 LOB: 0 BB: 0 P: 12	R: 0 H: 1 E: 0 K: 1 S: 13	H: 1 LOB: 2 BB: 1 P: 18	R: 2 H: 1 E: 0 K: 1 S: 18	H: 1 LOB: 1 BB: 2 P: 31	1B: 7 SF: 1 2B: 0 3B: 0 HR: 0	WP: 1 PA: 36 PB: 0 SB: 0 CS: 1
PITCHER	IP WLS BF H R ER SO BB IBB HBP BLK WP HR S P ERA WHIP	IP WLS BF H R ER SO BB IBB HBP BLK WP HR S P ERA WHIP	IP WLS BF H R ER SO BB IBB HBP BLK WP HR S P ERA WHIP	IP WLS BF H R ER SO BB IBB HBP BLK WP HR S P ERA WHIP	IP WLS BF H R ER SO BB IBB HBP BLK WP HR S P ERA WHIP	IP WLS BF H R ER SO BB IBB HBP BLK WP HR S P ERA WHIP	IP WLS BF H R ER SO BB IBB HBP BLK WP HR S P ERA WHIP	IP WLS BF H R ER SO BB IBB HBP BLK WP HR S P ERA WHIP	IP WLS BF H R ER SO BB IBB HBP BLK WP HR S P ERA WHIP	IP WLS BF H R ER SO BB IBB HBP BLK WP HR S P ERA WHIP	IP WLS BF H R ER SO BB IBB HBP BLK WP HR S P ERA WHIP	IP WLS BF H R ER SO BB IBB HBP BLK WP HR S P ERA WHIP	IP WLS BF H R ER SO BB IBB HBP BLK WP HR S P ERA WHIP	IP WLS BF H R ER SO BB IBB HBP BLK WP HR S P ERA WHIP	IP WLS BF H R ER SO BB IBB HBP BLK WP HR S P ERA WHIP	IP WLS BF H R ER SO BB IBB HBP BLK WP HR S P ERA WHIP	IP WLS BF H R ER SO BB IBB HBP BLK WP HR S P ERA WHIP			
54 Jaime Garcia, L ERA: 2.49	7.2	28	6	1	1	4	1	0	0	0	0	0	0	0	0	0	1.17	0.913		
41 Mitchell Boggs, R ERA: 0.96	0.1	H	2	0	0	0	1	0	0	0	0	0	0	0	0	0	0.00	3.000		
30 Jason Motte, R ERA: 4.05	0.2	L	5	1	2	2	2	0	0	0	0	0	0	0	0	0	27.00	4.500		



Batter	1	2	3	4	5	6	7	8	9	AB	R	H	RBI	BB	SO	LOB	TOP								
15 Rafael Furcal, S OBP: 0.400, SLG: 0.468	G6-3		F7			G4-3	F8		G2-3	5	1	1	0	0	0	4	St. Louis Cardinals @ Chicago Cubs Wrigley Field, Chicago, IL Wed Apr 25 2012, 1:42 PM - 4:15 PM CDT Att: 34,894 - Overcast - 53 F								
13 Matt Carpenter, L OBP: 0.321, SLG: 0.438	G3					G4-3			K	4	0	1	1	0	1	1									
7 Matt Holliday, R OBP: 0.250, SLG: 0.386	G1-3		G1-3			L9			G6-3	4	0	0	0	0	0	3									
3 Carlos Beltrán, S OBP: 0.375, SLG: 0.500		F7			G4-3				G6-3	3	2	1	1	1	0	0									
23 David Freese, R OBP: 0.388, SLG: 0.565		G4-3			G5-3				BB	4	1	2	3	0	0	0									
4 Yadier Molina, R OBP: 0.329, SLG: 0.540		G6-3			F7				L7	4	0	0	0	0	0	1									
33 Daniel Descalso, L OBP: 0.309, SLG: 0.333									G3	4	1	1	0	0	1	0									
43 Shane Robinson, R OBP: 0.485, SLG: 0.600									G3	4	0	3	0	0	0	0									
31 Lance Lynn, S OBP: 0.273, SLG: 0.273									G1-3	3	0	0	0	0	3	3									
44 Erik Komatsu, L OBP: 0.263, SLG: 0.176									G1-3	1	0	0	0	0	0	1									
46 Kyle McClellan, R OBP: 0.329, SLG: 0.540									G1-3	0	0	0	0	0	0	0									
Inning Stats	R: 0 E: 0 K: 0 S: 6	H: 0 LOB: 0 BB: 0 P: 9	R: 0 E: 0 K: 0 S: 10	H: 0 LOB: 0 BB: 0 P: 15	R: 1 E: 0 K: 1 S: 19	H: 3 LOB: 2 BB: 0 P: 25	R: 0 E: 0 K: 0 S: 11	H: 0 LOB: 0 BB: 0 P: 16	R: 0 E: 0 K: 1 S: 8	H: 0 LOB: 0 BB: 0 P: 14	R: 3 E: 0 K: 0 S: 12	H: 3 LOB: 0 BB: 0 P: 18	R: 0 E: 0 K: 2 S: 13	H: 1 LOB: 1 BB: 0 P: 21	R: 1 E: 0 K: 1 S: 11	H: 1 LOB: 1 BB: 0 P: 17	R: 0 E: 0 K: 0 S: 9	H: 1 LOB: 1 BB: 0 P: 15	1B: 6 2B: 2 3B: 0 HR: 1	SF: 0 SAC: 0 DP: 0 HBP: 0	WP: 1 PB: 0 SB: 3 CS: 0	PA: 37			
PITCHER	IP WLS BF H R ER SO BB IBB HBP BLK WP HR S P ERA WHIP	IP WLS BF H R ER SO BB IBB HBP BLK WP HR S P ERA WHIP	IP WLS BF H R ER SO BB IBB HBP BLK WP HR S P ERA WHIP	IP WLS BF H R ER SO BB IBB HBP BLK WP HR S P ERA WHIP	IP WLS BF H R ER SO BB IBB HBP BLK WP HR S P ERA WHIP	IP WLS BF H R ER SO BB IBB HBP BLK WP HR S P ERA WHIP	IP WLS BF H R ER SO BB IBB HBP BLK WP HR S P ERA WHIP	IP WLS BF H R ER SO BB IBB HBP BLK WP HR S P ERA WHIP	IP WLS BF H R ER SO BB IBB HBP BLK WP HR S P ERA WHIP	IP WLS BF H R ER SO BB IBB HBP BLK WP HR S P ERA WHIP	IP WLS BF H R ER SO BB IBB HBP BLK WP HR S P ERA WHIP	IP WLS BF H R ER SO BB IBB HBP BLK WP HR S P ERA WHIP	IP WLS BF H R ER SO BB IBB HBP BLK WP HR S P ERA WHIP	IP WLS BF H R ER SO BB IBB HBP BLK WP HR S P ERA WHIP	IP WLS BF H R ER SO BB IBB HBP BLK WP HR S P ERA WHIP	IP WLS BF H R ER SO BB IBB HBP BLK WP HR S P ERA WHIP	IP WLS BF H R ER SO BB IBB HBP BLK WP HR S P ERA WHIP	IP WLS BF H R ER SO BB IBB HBP BLK WP HR S P ERA WHIP	IP WLS BF H R ER SO BB IBB HBP BLK WP HR S P ERA WHIP	IP WLS BF H R ER SO BB IBB HBP BLK WP HR S P ERA WHIP	IP WLS BF H R ER SO BB IBB HBP BLK WP HR S P ERA WHIP	IP WLS BF H R ER SO BB IBB HBP BLK WP HR S P ERA WHIP	IP WLS BF H R ER SO BB IBB HBP BLK WP HR S P ERA WHIP	IP WLS BF H R ER SO BB IBB HBP BLK WP HR S P ERA WHIP	IP WLS BF H R ER SO BB IBB HBP BLK WP HR S P ERA WHIP

AB	36
R	5
H	9
RBI	5
BB	1
SO	5
LOB	13



Batter	1	2	3	4	5	6	7	8	9	AB	R	H	RBI	BB	SO	LOB	BOTTOM								
9 David DeJesus, L OBP: 0.384, SLG: 0.328	F7		G1-3						G6-3	3	0	1	0	1	0	0	St. Louis Cardinals @ Chicago Cubs Wrigley Field, Chicago, IL Wed Apr 25 2012, 1:42 PM - 4:15 PM CDT Att: 34,894 - Overcast - 53 F								
1 Tony Campana, L OBP: 0.423, SLG: 0.385	K		G1-3						G5-3	4	0	0	0	0	2	3									
13 Starlin Castro, R OBP: 0.358, SLG: 0.440			K						P6	4	0	1	0	0	1	3									
6 Bryan LaHair, L OBP: 0.463, SLG: 0.727	K								K	4	1	1	1	0	2	1									
12 Alfonso Soriano, R OBP: 0.250, SLG: 0.250									L7	4	0	1	0	0	1	0									
2 Ian Stewart, L OBP: 0.246, SLG: 0.270									G3	3	0	0	0	1	0	1									
51 Steve Clevenger, L OBP: 0.522, SLG: 0.727										3	0	1	0	0	0	1									
15 Darwin Barney, R OBP: 0.342, SLG: 0.412										3	0	1	0	0	1	1									
32 Chris Volstad, R OBP: 0.250, SLG: 0.250										2	0	0	0	0	1	1									
57 Scott Maine, L OBP: 0.091, SLG: 0.143										0	0	0	0	0	0	0									
11 Blake DeWitt, L OBP: 0.091, SLG: 0.143										1	0	0	0	0	0	0									
54 Shawn Camp, R OBP: 0.091, SLG: 0.143										0	0	0	0	0	0	0									
49 Carlos Marmol, R OBP: 0.091, SLG: 0.143										0	0	0	0	0	0	0									
Inning Stats	R: 0 E: 0 K: 2 S: 15	H: 1 LOB: 1 BB: 0 P: 23	R: 0 E: 0 K: 1 S: 11	H: 2 LOB: 1 BB: 0 P: 15	R: 0 E: 0 K: 2 S: 10	H: 1 LOB: 1 BB: 0 P: 14	R: 1 E: 0 K: 0 S: 6	H: 1 LOB: 0 BB: 1 P: 11	R: 0 E: 0 K: 1 S: 9	H: 0 LOB: 0 BB: 0 P: 15	R: 0 E: 0 K: 0 S: 5	H: 0 LOB: 0 BB: 0 P: 6	R: 0 E: 0 K: 0 S: 6	H: 0 LOB: 0 BB: 0 P: 9	R: 0 E: 0 K: 1 S: 7	H: 0 LOB: 0 BB: 0 P: 8	R: 0 E: 0 K: 0 S: 9	H: 0 LOB: 0 BB: 0 P: 15	1B: 3 2B: 2 3B: 0 HR: 1	SF: 0 SAC: 0 DP: 2 HBP: 0	WP: 1 PB: 0 SB: 0 CS: 0	PA: 33			
PITCHER	IP WLS BF H R ER SO BB IBB HBP BLK WP HR S P ERA WHIP	IP WLS BF H R ER SO BB IBB HBP BLK WP HR S P ERA WHIP	IP WLS BF H R ER SO BB IBB HBP BLK WP HR S P ERA WHIP	IP WLS BF H R ER SO BB IBB HBP BLK WP HR S P ERA WHIP	IP WLS BF H R ER SO BB IBB HBP BLK WP HR S P ERA WHIP	IP WLS BF H R ER SO BB IBB HBP BLK WP HR S P ERA WHIP	IP WLS BF H R ER SO BB IBB HBP BLK WP HR S P ERA WHIP	IP WLS BF H R ER SO BB IBB HBP BLK WP HR S P ERA WHIP	IP WLS BF H R ER SO BB IBB HBP BLK WP HR S P ERA WHIP	IP WLS BF H R ER SO BB IBB HBP BLK WP HR S P ERA WHIP	IP WLS BF H R ER SO BB IBB HBP BLK WP HR S P ERA WHIP	IP WLS BF H R ER SO BB IBB HBP BLK WP HR S P ERA WHIP	IP WLS BF H R ER SO BB IBB HBP BLK WP HR S P ERA WHIP	IP WLS BF H R ER SO BB IBB HBP BLK WP HR S P ERA WHIP	IP WLS BF H R ER SO BB IBB HBP BLK WP HR S P ERA WHIP	IP WLS BF H R ER SO BB IBB HBP BLK WP HR S P ERA WHIP	IP WLS BF H R ER SO BB IBB HBP BLK WP HR S P ERA WHIP	IP WLS BF H R ER SO BB IBB HBP BLK WP HR S P ERA WHIP	IP WLS BF H R ER SO BB IBB HBP BLK WP HR S P ERA WHIP	IP WLS BF H R ER SO BB IBB HBP BLK WP HR S P ERA WHIP	IP WLS BF H R ER SO BB IBB HBP BLK WP HR S P ERA WHIP	IP WLS BF H R ER SO BB IBB HBP BLK WP HR S P ERA WHIP	IP WLS BF H R ER SO BB IBB HBP BLK WP HR S P ERA WHIP	IP WLS BF H R ER SO BB IBB HBP BLK WP HR S P ERA WHIP	IP WLS BF H R ER SO BB IBB HBP BLK WP HR S P ERA WHIP

AB	31
R	1
H	6
RBI	1
BB	2
SO	8
LOB	11



Batter	1	2	3	4	5	6	7	8	9	AB	R	H	RBI	BB	SO	LOB	TOP									
9 David DeJesus, L (1.9) OBP: 0.372, SLG: 0.318	P4			K	G3		F9		1B	5	0	1	1	0	1	2	Chicago Cubs @ Philadelphia Phillies Citizens Bank Park, Philadelphia, PA Fri Apr 27 2012, 7:06 PM - 9:48 PM EDT Att: 45,261 - Partly Cloudy - 53 F									
1 Tony Campaña, L (1.8) OBP: 0.421, SLG: 0.389	G1-3			13 1B		6 1B		F8	G4-3	5	2	2	0	0	0	1										
13 Starlin Castro, R (1.6) OBP: 0.365, SLG: 0.456	P6			1B	L7			2B		4	0	2	1	0	0	1										
6 Bryan LaHair, L (1.3) OBP: 0.466, SLG: 0.702		K		K		2 1B			BB	3	1	1	0	1	2	1										
12 Alfonso Soriano, R (1.7) OBP: 0.250, SLG: 0.250 48 Rafael Dolis, R (8.1)		K		F9		2 1B		G4-3		4	0	1	1	0	1	2										
2 Ian Stewart, L (1.5) OBP: 0.247, SLG: 0.284						2 1B				4	0	1	1	0	1	0										
15 Darwin Barney, R (1.4) OBP: 0.325, SLG: 0.389										4	0	0	0	0	0	2										
18 Geovany Soto, R (1.2) OBP: 0.224, SLG: 0.250										2	1	0	0	2	0	0										
28 Paul Maholm, L (1.1) 40 James Russell, L (7.1) 5 Reed Johnson, R (8.7) OBP: 0.250, SLG: 0.444										2	0	0	0	1	0	0										
										1	1	1	1	0	0	0										
Inning Stats	R: 0 H: 0 E: 0 K: 0 S: 8	H: 0 LOB: 0 BB: 0 P: 11	R: 0 H: 0 E: 0 K: 3 S: 12	H: 0 LOB: 0 BB: 0 P: 18	R: 0 H: 0 E: 0 K: 0 S: 7	H: 0 LOB: 0 BB: 0 P: 11	R: 1 H: 2 E: 0 K: 2 S: 12	H: 2 LOB: 1 BB: 0 P: 23	R: 0 H: 0 E: 0 K: 0 S: 8	H: 0 LOB: 2 BB: 2 P: 17	R: 2 H: 4 E: 0 K: 0 S: 19	H: 4 LOB: 1 BB: 0 P: 25	R: 0 H: 0 E: 0 K: 0 S: 7	H: 0 LOB: 0 BB: 0 P: 8	R: 0 H: 1 E: 0 K: 0 S: 8	H: 1 LOB: 1 BB: 1 P: 17	R: 2 H: 2 E: 0 K: 0 S: 9	H: 2 LOB: 1 BB: 1 P: 16	1B: 6 2B: 3 3B: 1 HR: 0	SF: 0 SAC: 0 DP: 1 HBP: 0	WP: 0 PB: 0 SB: 2 CS: 1	PA: 38				
PITCHER	IP WLS BF H R ER SO BB IBB HBP BLK WP HR S P ERA WHIP	IP WLS BF H R ER SO BB IBB HBP BLK WP HR S P ERA WHIP	IP WLS BF H R ER SO BB IBB HBP BLK WP HR S P ERA WHIP	IP WLS BF H R ER SO BB IBB HBP BLK WP HR S P ERA WHIP	IP WLS BF H R ER SO BB IBB HBP BLK WP HR S P ERA WHIP	IP WLS BF H R ER SO BB IBB HBP BLK WP HR S P ERA WHIP	IP WLS BF H R ER SO BB IBB HBP BLK WP HR S P ERA WHIP	IP WLS BF H R ER SO BB IBB HBP BLK WP HR S P ERA WHIP	IP WLS BF H R ER SO BB IBB HBP BLK WP HR S P ERA WHIP	IP WLS BF H R ER SO BB IBB HBP BLK WP HR S P ERA WHIP	IP WLS BF H R ER SO BB IBB HBP BLK WP HR S P ERA WHIP	IP WLS BF H R ER SO BB IBB HBP BLK WP HR S P ERA WHIP	IP WLS BF H R ER SO BB IBB HBP BLK WP HR S P ERA WHIP	IP WLS BF H R ER SO BB IBB HBP BLK WP HR S P ERA WHIP	IP WLS BF H R ER SO BB IBB HBP BLK WP HR S P ERA WHIP	IP WLS BF H R ER SO BB IBB HBP BLK WP HR S P ERA WHIP	IP WLS BF H R ER SO BB IBB HBP BLK WP HR S P ERA WHIP	IP WLS BF H R ER SO BB IBB HBP BLK WP HR S P ERA WHIP	IP WLS BF H R ER SO BB IBB HBP BLK WP HR S P ERA WHIP	IP WLS BF H R ER SO BB IBB HBP BLK WP HR S P ERA WHIP	IP WLS BF H R ER SO BB IBB HBP BLK WP HR S P ERA WHIP	IP WLS BF H R ER SO BB IBB HBP BLK WP HR S P ERA WHIP	IP WLS BF H R ER SO BB IBB HBP BLK WP HR S P ERA WHIP	IP WLS BF H R ER SO BB IBB HBP BLK WP HR S P ERA WHIP	IP WLS BF H R ER SO BB IBB HBP BLK WP HR S P ERA WHIP	IP WLS BF H R ER SO BB IBB HBP BLK WP HR S P ERA WHIP

AB	34
R	5
H	9
RBI	5
BB	4
SO	5
LOB	9



Batter	1	2	3	4	5	6	7	8	9	AB	R	H	RBI	BB	SO	LOB	BOTTOM									
10 Juan Pierre, L (1.7) OBP: 0.354, SLG: 0.365	27 1B		P6		G4-3		F7			4	0	1	0	0	0	2	Chicago Cubs @ Philadelphia Phillies Citizens Bank Park, Philadelphia, PA Fri Apr 27 2012, 7:06 PM - 9:48 PM EDT Att: 45,261 - Partly Cloudy - 53 F									
27 Placido Polanco, R (1.5) OBP: 0.305, SLG: 0.286			G4-3			G6-3			11 G4-6-3 1B	4	0	2	0	0	0	0										
11 Jimmy Rollins, S (1.6) OBP: 0.253, SLG: 0.243			P2		G6-3		F8		G4-6-3	4	0	0	0	0	0	3										
3 Hunter Pence, R (1.9) OBP: 0.300, SLG: 0.400			P6		F9		K		G4-3	4	0	0	0	0	1	2										
8 Shane Victorino, S (1.8) OBP: 0.294, SLG: 0.405			FC5-4		G5-3		P6		F7	4	0	0	0	0	0	2										
24 Ty Wigington, R (1.3) OBP: 0.375, SLG: 0.500			G5-3						P3	4	1	2	1	0	0	0										
51 Carlos Ruiz, R (1.2) OBP: 0.323, SLG: 0.474			G4-3		G5-3		G6-3		L8	4	0	1	0	0	0	1										
13 Freddy Galvis, S (1.4) OBP: 0.242, SLG: 0.317			G4-3							3	0	1	0	0	0	1										
34 Roy Halladay, R (1.1) OBP: 0.231, SLG: 0.231 15 John Mayberry Jr., R (7.7) OBP: 0.217, SLG: 0.251 37 Antonio Bastardo, R (8.1) 44 Michael Schwimer, R (8.1)			G6-3							2	0	0	0	0	0	1										
										1	0	1	0	0	0	0										
										0	0	0	0	0	0	0										
										0	0	0	0	0	0	0										
Inning Stats	R: 0 H: 2 E: 0 K: 0 S: 13	H: 1 LOB: 1 BB: 0 P: 21	R: 0 H: 0 E: 0 K: 0 S: 11	H: 0 LOB: 0 BB: 0 P: 16	R: 0 H: 0 E: 0 K: 0 S: 7	H: 0 LOB: 0 BB: 0 P: 10	R: 0 H: 1 E: 0 K: 0 S: 11	H: 1 LOB: 1 BB: 0 P: 17	R: 0 H: 0 E: 0 K: 0 S: 5	H: 0 LOB: 0 BB: 0 P: 9	R: 0 H: 0 E: 0 K: 1 S: 9	H: 0 LOB: 0 BB: 0 P: 15	R: 1 H: 3 E: 0 K: 0 S: 17	H: 3 LOB: 2 BB: 0 P: 28	R: 0 H: 1 E: 0 K: 0 S: 7	H: 1 LOB: 0 BB: 0 P: 8	R: 0 H: 0 E: 0 K: 0 S: 8	H: 0 LOB: 0 BB: 0 P: 11	1B: 6 2B: 1 3B: 0 HR: 1	SF: 0 SAC: 0 DP: 1 HBP: 0	WP: 1 PB: 0 SB: 0 CS: 0	PA: 34				
PITCHER	IP WLS BF H R ER SO BB IBB HBP BLK WP HR S P ERA WHIP	IP WLS BF H R ER SO BB IBB HBP BLK WP HR S P ERA WHIP	IP WLS BF H R ER SO BB IBB HBP BLK WP HR S P ERA WHIP	IP WLS BF H R ER SO BB IBB HBP BLK WP HR S P ERA WHIP	IP WLS BF H R ER SO BB IBB HBP BLK WP HR S P ERA WHIP	IP WLS BF H R ER SO BB IBB HBP BLK WP HR S P ERA WHIP	IP WLS BF H R ER SO BB IBB HBP BLK WP HR S P ERA WHIP	IP WLS BF H R ER SO BB IBB HBP BLK WP HR S P ERA WHIP	IP WLS BF H R ER SO BB IBB HBP BLK WP HR S P ERA WHIP	IP WLS BF H R ER SO BB IBB HBP BLK WP HR S P ERA WHIP	IP WLS BF H R ER SO BB IBB HBP BLK WP HR S P ERA WHIP	IP WLS BF H R ER SO BB IBB HBP BLK WP HR S P ERA WHIP	IP WLS BF H R ER SO BB IBB HBP BLK WP HR S P ERA WHIP	IP WLS BF H R ER SO BB IBB HBP BLK WP HR S P ERA WHIP	IP WLS BF H R ER SO BB IBB HBP BLK WP HR S P ERA WHIP	IP WLS BF H R ER SO BB IBB HBP BLK WP HR S P ERA WHIP	IP WLS BF H R ER SO BB IBB HBP BLK WP HR S P ERA WHIP	IP WLS BF H R ER SO BB IBB HBP BLK WP HR S P ERA WHIP	IP WLS BF H R ER SO BB IBB HBP BLK WP HR S P ERA WHIP	IP WLS BF H R ER SO BB IBB HBP BLK WP HR S P ERA WHIP	IP WLS BF H R ER SO BB IBB HBP BLK WP HR S P ERA WHIP	IP WLS BF H R ER SO BB IBB HBP BLK WP HR S P ERA WHIP	IP WLS BF H R ER SO BB IBB HBP BLK WP HR S P ERA WHIP	IP WLS BF H R ER SO BB IBB HBP BLK WP HR S P ERA WHIP	IP WLS BF H R ER SO BB IBB HBP BLK WP HR S P ERA WHIP	IP WLS BF H R ER SO BB IBB HBP BLK WP HR S P ERA WHIP

AB	34
R	1
H	8
RBI	1
BB	0
SO	1
LOB	12



Batter	1	2	3	4	5	6	7	8	9	AB	R	H	RBI	BB	SO	LOB	TOP			
9 David DeJesus, L (1,9) OBP: 0.366, SLG: 0.314										4	0	1	0	0	1	2	<p>Chicago Cubs @ Philadelphia Phillies</p> <p>Citizens Bank Park, Philadelphia, PA</p> <p>Sat Apr 28 2012, 7:07 PM - 9:45 PM EDT</p> <p>Att: 45,196 - Overcast - 53 F</p>			
15 Darwin Barney, R (1,4) OBP: 0.321, SLG: 0.382										4	0	1	0	0	1	2				
13 Starlin Castro, R (1,6) OBP: 0.360, SLG: 0.446										4	1	1	1	0	1	2				
6 Bryan LaHair, L (1,3) OBP: 0.452, SLG: 0.686										4	0	1	1	0	3	2				
12 Alfonso Soriano, R (1,7) OBP: 0.250, SLG: 0.250										4	0	1	0	0	1	1				
2 Ian Stewart, L (1,5) OBP: 0.234, SLG: 0.268										4	0	0	0	0	2	1				
5 Reed Johnson, R (1,8) OBP: 0.250, SLG: 0.419										4	0	1	0	0	0	0				
53 Welington Castillo, R (1,2)										3	0	0	0	0	1	1				
36 Randy Wells, R (1,1) OBP: 0.500, SLG: 0.500										1	0	1	0	0	0	0				
43 Michael Bowden, R (4,1) 54 Shawn Camp, R (7,1) 1 Tony Campana, L (8,PH) 57 Scott Maine, L (8,1)										1	0	0	0	0	1	0				
Inning Stats	R: 1 E: 0 K: 0 S: 11	H: 2 LOB: 1 BB: 0 P: 14	R: 0 E: 0 K: 1 S: 9	H: 0 LOB: 0 BB: 0 P: 12	R: 0 E: 0 K: 1 S: 6	H: 1 LOB: 0 BB: 0 P: 8	R: 0 E: 0 K: 1 S: 11	H: 1 LOB: 1 BB: 0 P: 15	R: 0 E: 0 K: 3 S: 12	H: 1 LOB: 1 BB: 0 P: 18	R: 0 E: 0 K: 1 S: 9	H: 1 LOB: 1 BB: 0 P: 11	R: 1 E: 0 K: 2 S: 14	H: 2 LOB: 1 BB: 0 P: 21	R: 0 E: 0 K: 2 S: 10	H: 0 LOB: 0 BB: 0 P: 12	1B: 7 2B: 1 3B: 0 HR: 0	SF: 0 SAC: 0 DP: 1 HBP: 0	WP: 1 PB: 0 SB: 2 CS: 0	PA: 34
PITCHER	IP WLS BF H R ER SO BB IBB HBP BLK WP HR S P ERA WHIP	IP WLS BF H R ER SO BB IBB HBP BLK WP HR S P ERA WHIP	IP WLS BF H R ER SO BB IBB HBP BLK WP HR S P ERA WHIP	IP WLS BF H R ER SO BB IBB HBP BLK WP HR S P ERA WHIP	IP WLS BF H R ER SO BB IBB HBP BLK WP HR S P ERA WHIP	IP WLS BF H R ER SO BB IBB HBP BLK WP HR S P ERA WHIP	IP WLS BF H R ER SO BB IBB HBP BLK WP HR S P ERA WHIP	IP WLS BF H R ER SO BB IBB HBP BLK WP HR S P ERA WHIP	IP WLS BF H R ER SO BB IBB HBP BLK WP HR S P ERA WHIP	IP WLS BF H R ER SO BB IBB HBP BLK WP HR S P ERA WHIP	IP WLS BF H R ER SO BB IBB HBP BLK WP HR S P ERA WHIP	IP WLS BF H R ER SO BB IBB HBP BLK WP HR S P ERA WHIP	IP WLS BF H R ER SO BB IBB HBP BLK WP HR S P ERA WHIP	IP WLS BF H R ER SO BB IBB HBP BLK WP HR S P ERA WHIP	IP WLS BF H R ER SO BB IBB HBP BLK WP HR S P ERA WHIP	IP WLS BF H R ER SO BB IBB HBP BLK WP HR S P ERA WHIP	IP WLS BF H R ER SO BB IBB HBP BLK WP HR S P ERA WHIP			
56 Joe Blanton, R (1,1) ERA: 3.81	7.1	W	29	8	2	2	8	0	0	0	0	0	1	0	78	106	2.46	1.091		
50 Chad Qualls, R (8,1) ERA: 1.17	0.2	H	2	0	0	0	1	0	0	0	0	0	0	0	4	6	0.00	0.000		
58 Jonathan Papelbon, R (9,1) ERA: 1.0	1.0	S	3	0	0	0	2	0	0	0	0	0	0	0	10	12	0.00	0.000		

AB	34
R	2
H	8
RBI	2
BB	0
SO	11
LOB	11



Batter	1	2	3	4	5	6	7	8	9	AB	R	H	RBI	BB	SO	LOB	BOTTOM			
11 Jimmy Rollins, S (1,6) OBP: 0.253, SLG: 0.256										4	0	1	2	0	1	1	<p>Chicago Cubs @ Philadelphia Phillies</p> <p>Citizens Bank Park, Philadelphia, PA</p> <p>Sat Apr 28 2012, 7:07 PM - 9:45 PM EDT</p> <p>Att: 45,196 - Overcast - 53 F</p>			
27 Placido Polanco, R (1,5) OBP: 0.292, SLG: 0.269										4	0	0	0	0	0	3				
3 Hunter Pence, R (1,9) OBP: 0.298, SLG: 0.405										4	1	1	0	0	1	0				
25 Jim Thome, L (1,3) OBP: 0.238, SLG: 0.111										1	0	0	0	1	0	0				
24 Ty Wigington, R (5,3) OBP: 0.379, SLG: 0.500										2	0	1	0	0	0	0				
8 Shane Victorino, S (1,8) OBP: 0.292, SLG: 0.410										4	1	1	0	0	1	3				
19 Laynce Nix, L (1,7) OBP: 0.429, SLG: 0.625										1	1	0	0	2	1	1				
15 John Mayberry Jr., R (8,PH) OBP: 0.213, SLG: 0.255										1	0	0	0	0	1	0				
51 Carlos Ruiz, R (1,2) OBP: 0.333, SLG: 0.525										4	2	2	3	0	2	1				
4 Pete Orr, L (1,4) OBP: 0.222, SLG: 0.444										3	0	0	0	0	1	2				
13 Freddy Galvis, S (8,PH) OBP: 0.239, SLG: 0.313										1	0	0	0	0	0	0				
56 Joe Blanton, R (1,1) 50 Chad Qualls, R (8,1) 58 Jonathan Papelbon, R (9,1)										1	0	0	0	1	1	0				
Inning Stats	R: 0 E: 0 K: 0 S: 11	H: 0 LOB: 0 BB: 0 P: 15	R: 0 E: 0 K: 2 S: 9	H: 0 LOB: 1 BB: 1 P: 16	R: 0 E: 0 K: 1 S: 12	H: 0 LOB: 1 BB: 0 P: 17	R: 4 E: 0 K: 0 S: 13	H: 3 LOB: 2 BB: 3 P: 32	R: 0 E: 0 K: 1 S: 7	H: 1 LOB: 1 BB: 0 P: 13	R: 1 E: 0 K: 2 S: 11	H: 1 LOB: 1 BB: 0 P: 18	R: 0 E: 0 K: 1 S: 8	H: 1 LOB: 1 BB: 0 P: 9	R: 0 E: 0 K: 2 S: 11	H: 0 LOB: 0 BB: 0 P: 14	1B: 2 2B: 3 3B: 0 HR: 1	SF: 0 SAC: 0 DP: 0 HBP: 1	WP: 0 PB: 0 SB: 1 CS: 0	PA: 35
PITCHER	IP WLS BF H R ER SO BB IBB HBP BLK WP HR S P ERA WHIP	IP WLS BF H R ER SO BB IBB HBP BLK WP HR S P ERA WHIP	IP WLS BF H R ER SO BB IBB HBP BLK WP HR S P ERA WHIP	IP WLS BF H R ER SO BB IBB HBP BLK WP HR S P ERA WHIP	IP WLS BF H R ER SO BB IBB HBP BLK WP HR S P ERA WHIP	IP WLS BF H R ER SO BB IBB HBP BLK WP HR S P ERA WHIP	IP WLS BF H R ER SO BB IBB HBP BLK WP HR S P ERA WHIP	IP WLS BF H R ER SO BB IBB HBP BLK WP HR S P ERA WHIP	IP WLS BF H R ER SO BB IBB HBP BLK WP HR S P ERA WHIP	IP WLS BF H R ER SO BB IBB HBP BLK WP HR S P ERA WHIP	IP WLS BF H R ER SO BB IBB HBP BLK WP HR S P ERA WHIP	IP WLS BF H R ER SO BB IBB HBP BLK WP HR S P ERA WHIP	IP WLS BF H R ER SO BB IBB HBP BLK WP HR S P ERA WHIP	IP WLS BF H R ER SO BB IBB HBP BLK WP HR S P ERA WHIP	IP WLS BF H R ER SO BB IBB HBP BLK WP HR S P ERA WHIP	IP WLS BF H R ER SO BB IBB HBP BLK WP HR S P ERA WHIP	IP WLS BF H R ER SO BB IBB HBP BLK WP HR S P ERA WHIP			
36 Randy Wells, R (1,1) ERA: 6.23	3.2	L	19	3	4	4	3	4	0	0	0	0	0	0	1	44	9.82	1.909		
43 Michael Bowden, R (4,1) ERA: 2.84	2.1		9	2	1	1	3	0	0	0	0	0	0	1	19	33	3.86	0.857		
54 Shawn Camp, R (7,1) ERA: 4.15	1.0		4	1	0	0	1	0	0	0	0	0	0	0	8	9	0.00	1.000		
57 Scott Maine, L (8,1) ERA:	1.0		3	0	0	0	2	0	0	0	0	0	0	0	11	14	0.00	0.000		



Batter	1	2	3	4	5	6	7	8	9	AB	R	H	RBI	BB	SO	LOB	TOP										
9 David DeJesus, L (1.9) OBP: 0.352, SLG: 0.303										5	0	1	0	0	1	3	Chicago Cubs @ Philadelphia Phillies Citizens Bank Park, Philadelphia, PA Mon Apr 30 2012, 7:07 PM - 9:54 PM EDT Att: 45,397 - Overcast - 57 F livebaseballscorecards.com										
1 Tony Campana, L (1.8) OBP: 0.414, SLG: 0.370										4	1	0	0	1	1	1											
13 Starlin Castro, R (1.6) OBP: 0.351, SLG: 0.433										4	1	2	1	0	2	0											
6 Bryan LaHair, L (1.3) OBP: 0.471, SLG: 0.780										4	1	2	2	0	1	0											
12 Alfonso Soriano, R (1.7) OBP: 0.250, SLG: 0.263										4	1	1	0	0	0	2											
2 Ian Stewart, L (1.5) OBP: 0.247, SLG: 0.260										2	0	1	0	2	0	0											
11 Blake DeWitt, L (1.4) 48 Rafael Dolis, R (8.1)										4	0	1	0	0	0	2											
18 Geovany Soto, R (1.2) OBP: 0.226, SLG: 0.236										3	0	0	0	1	1	4											
32 Chris Volstad, R (1.1) 5 Reed Johnson, R (7,PH) 54 Shawn Camp, R (7.1) 57 Scott Maine, L (7.1) 15 Darwin Barney, R (8.4) OBP: 0.306, SLG: 0.363										1	0	0	0	0	0	0											
Inning Stats	R: 0 E: 0 K: 1 S: 9	H: 1 LOB: 0 BB: 0 P: 15	R: 0 E: 0 K: 1 S: 9	H: 0 LOB: 0 BB: 0 P: 11	R: 0 E: 0 K: 0 S: 6	H: 0 LOB: 0 BB: 0 P: 11	R: 0 E: 0 K: 1 S: 11	H: 2 LOB: 2 BB: 0 P: 19	R: 0 E: 0 K: 1 S: 12	H: 0 LOB: 2 BB: 1 P: 19	R: 0 E: 0 K: 1 S: 8	H: 0 LOB: 1 BB: 0 P: 10	R: 1 E: 0 K: 0 S: 10	H: 2 LOB: 1 BB: 1 P: 17	R: 3 E: 0 K: 0 S: 8	H: 3 LOB: 1 BB: 1 P: 15		R: 0 E: 0 K: 1 S: 11	H: 0 LOB: 1 BB: 1 P: 16	1B: 5 2B: 2 3B: 0 HR: 1	SF: 0 SAC: 1 DP: 0 HBP: 0	WP: 0 PB: 0 SB: 1 CS: 0	PA: 38				
PITCHER	IP	WLS	BF	H	R	ER	SO	BB	IBB	HBP	BLK	WP	HR	S	P	ERA	WHIP										
49 Vance Worley, R (1.1) ERA: 1.97	7.0		27	5	1	1	5	2	0	0	0	0	0	65	102	1.29	1.000										
37 Antonio Bastardo, L (8.1) ERA: 5.4	0.1	H	2	0	1	1	0	1	0	0	0	0	0	1	6	27.00	3.000										
50 Chad Qualls, R (8.1) ERA: 3.24	0.2	W	5	3	2	2	0	0	0	0	0	0	1	7	9	27.00	4.500										
58 Jonathan Papelbon, R (9.1) ERA: 0.9	1.0	S	4	0	0	0	1	1	0	0	0	0	0	11	16	0.00	1.000										

Batter	1	2	3	4	5	6	7	8	9	AB	R	H	RBI	BB	SO	LOB	BOTTOM										
11 Jimmy Rollins, S (1.6) OBP: 0.283, SLG: 0.271										4	2	2	0	1	0	0	Chicago Cubs @ Philadelphia Phillies Citizens Bank Park, Philadelphia, PA Mon Apr 30 2012, 7:07 PM - 9:54 PM EDT Att: 45,397 - Overcast - 57 F livebaseballscorecards.com										
27 Placido Polanco, R (1.5) OBP: 0.295, SLG: 0.292										5	0	2	2	0	1	3											
8 Shane Victorino, S (1.8) OBP: 0.276, SLG: 0.380										5	1	1	0	0	1	2											
3 Hunter Pence, R (1.9) OBP: 0.293, SLG: 0.391										4	1	1	1	0	0	1											
24 Ty Wigginton, R (1.3) OBP: 0.379, SLG: 0.475										4	0	2	0	0	1	2											
19 Laynce Nix, L (1.7) OBP: 0.382, SLG: 0.517 15 John Mayberry Jr., R (7,PH) OBP: 0.204, SLG: 0.245										2	1	0	0	1	0	1											
51 Carlos Ruiz, R (1.2) OBP: 0.343, SLG: 0.516										3	0	1	2	1	1	0											
4 Pete Orr, L (1.4) OBP: 0.318, SLG: 0.476 37 Antonio Bastardo, R (8.1) 50 Chad Qualls, R (8.1) 10 Juan Pierre, L (8,PH) OBP: 0.357, SLG: 0.348 58 Jonathan Papelbon, R (9.1)										3	0	2	1	0	0	1											
49 Vance Worley, R (1.1) 13 Freddy Galvis, S (8.4) OBP: 0.225, SLG: 0.294										2	0	0	0	0	0	2											
Inning Stats	R: 4 E: 1 K: 2 S: 22	H: 5 LOB: 2 BB: 1 P: 30	R: 0 E: 0 K: 1 S: 7	H: 1 LOB: 0 BB: 0 P: 10	R: 0 E: 0 K: 0 S: 6	H: 0 LOB: 0 BB: 1 P: 10	R: 0 E: 0 K: 0 S: 6	H: 0 LOB: 0 BB: 0 P: 7	R: 0 E: 0 K: 0 S: 8	H: 1 LOB: 1 BB: 0 P: 13	R: 0 E: 0 K: 1 S: 8	H: 1 LOB: 1 BB: 1 P: 14	R: 0 E: 0 K: 1 S: 9	H: 1 LOB: 1 BB: 0 P: 15	R: 2 E: 0 K: 0 S: 10	H: 2 LOB: 1 BB: 0 P: 15		1B: 10 2B: 1 3B: 0 HR: 0	SF: 0 SAC: 1 DP: 0 HBP: 1	WP: 0 PB: 0 SB: 0 CS: 0	PA: 39						
PITCHER	IP	WLS	BF	H	R	ER	SO	BB	IBB	HBP	BLK	WP	HR	S	P	ERA	WHIP										
32 Chris Volstad, R (1.1) ERA: 6.11	6.0		29	8	4	4	4	3	0	0	1	0	0	57	84	6.00	1.833										
54 Shawn Camp, R (7.1) ERA: 3.95	0.2		3	1	0	0	0	0	0	0	0	0	0	6	9	0.00	1.500										
57 Scott Maine, L (7.1) ERA: 1.59	1.0	L	4	0	1	1	1	0	0	1	0	0	0	6	11	9.00	0.000										
48 Rafael Dolis, R (8.1) ERA: 3.95	0.1		3	2	1	1	0	0	0	0	0	0	0	7	10	27.00	6.000										

Batter	1	2	3	4	5	6	7	8	9	10	AB	R	H	RBI	BB	SO	LOB	TOP						
9 David DeJesus, L OBP: 0.330, SLG: 0.282	L3		1B		G4-3		F7		F7		5	0	1	0	0	0	1							
15 Darwin Barney, R OBP: 0.297, SLG: 0.349	G4-3		L8		L8		F8		G6-3		5	0	1	0	0	0	1							
13 Starlin Castro, R OBP: 0.349, SLG: 0.465	HR		P3		FC5-4		P6		P2		5	1	1	1	0	0	2							
6 Bryan LaHair, L OBP: 0.468, SLG: 0.821	1B		HR		HR		P6		K		4	1	2	1	1	1	0							
12 Alfonso Soriano, R OBP: 0.291, SLG: 0.274	F9		F8		F8		G6-3		G6-3		4	0	1	0	0	0	1							
1 Tony Campana, L OBP: 0.382, SLG: 0.344	F9		F9		1B		2B		G6-3		1	0	0	0	0	0	1							
2 Ian Stewart, L OBP: 0.228, SLG: 0.318	G5-4-3		K		K		2B		K		4	0	2	0	0	2	0							
5 Reed Johnson, R OBP: 0.237, SLG: 0.361	P3		F9		F9		IBB		L7		3	0	0	0	1	0	1							
18 Geovany Soto, R OBP: 0.257, SLG: 0.306	G5-4-3		HR		HR		K		F8		4	1	1	1	0	1	4							
46 Ryan Dempster, R			K		K		L1		2B		3	0	0	0	0	2	3							
21 Joe Mather, R OBP: 0.433, SLG: 0.520											1	0	1	0	0	0	0							
49 Carlos Marmol, R											0	0	0	0	0	0	0							
48 Rafael Dolis, R											0	0	0	0	0	0	0							
Inning Stats	R: 1 E: 0 K: 0 S: 17	H: 2 LOB: 1 BB: 0 P: 23	R: 0 E: 0 K: 10 S: 10	H: 1 LOB: 0 BB: 13 P: 13	R: 0 E: 0 K: 1 S: 10	H: 1 LOB: 1 BB: 0 P: 12	R: 1 E: 0 K: 1 S: 10	H: 1 LOB: 0 BB: 0 P: 13	R: 1 E: 0 K: 1 S: 10	H: 2 LOB: 1 BB: 0 P: 15	R: 0 E: 0 K: 1 S: 12	H: 2 LOB: 3 BB: 1 P: 21	R: 0 E: 0 K: 2 S: 13	H: 0 LOB: 0 BB: 0 P: 16	R: 0 E: 0 K: 0 S: 14	H: 1 LOB: 1 BB: 0 P: 20	R: 0 E: 0 K: 0 S: 7	H: 0 LOB: 1 BB: 1 P: 12	1B: 5 2B: 2 3B: 0 HR: 3	SF: 0 SAC: 0 DP: 1 HBP: 0	WP: 0 PB: 0 SB: 0 CS: 0	PA: 41		
PITCHER	IP WLS BF H R ER SO ERA WHIP	IP WLS BF H R ER SO ERA WHIP	IP WLS BF H R ER SO ERA WHIP	IP WLS BF H R ER SO ERA WHIP	IP WLS BF H R ER SO ERA WHIP	IP WLS BF H R ER SO ERA WHIP	IP WLS BF H R ER SO ERA WHIP	IP WLS BF H R ER SO ERA WHIP	IP WLS BF H R ER SO ERA WHIP	IP WLS BF H R ER SO ERA WHIP	IP WLS BF H R ER SO ERA WHIP	IP WLS BF H R ER SO ERA WHIP	IP WLS BF H R ER SO ERA WHIP	IP WLS BF H R ER SO ERA WHIP	IP WLS BF H R ER SO ERA WHIP	IP WLS BF H R ER SO ERA WHIP	IP WLS BF H R ER SO ERA WHIP	IP WLS BF H R ER SO ERA WHIP	IP WLS BF H R ER SO ERA WHIP	IP WLS BF H R ER SO ERA WHIP	IP WLS BF H R ER SO ERA WHIP	IP WLS BF H R ER SO ERA WHIP	IP WLS BF H R ER SO ERA WHIP	IP WLS BF H R ER SO ERA WHIP

Chicago Cubs @ Cincinnati Reds
Great American Ball Park, Cincinnati, OH
Thu May 03 2012, 12:37 PM EDT
Att. 23,288 - Partly Cloudy - 83 F

AB	39
R	3
H	10
RBI	3
BB	2
SO	6
LOB	14



Batter	1	2	3	4	5	6	7	8	9	10	AB	R	H	RBI	BB	SO	LOB	BOTTOM						
28 Chris Heisey, R OBP: 0.264, SLG: 0.286	F8		P6			L7		G3-1		SH	4	0	0	0	0	0	0							
9 Willie Harris, L OBP: 0.139, SLG: 0.147	K		F8		F8		G4-3		FC5 4 BB 4 E	SF9	3	1	0	0	1	1	0							
27 Scott Rolen, R OBP: 0.238, SLG: 0.315	K		K		K		K		32 BB 4 E	3H	3	1	2	0	1	1	0							
19 Joey Votto, L OBP: 0.443, SLG: 0.500	1B		2B		2B		K		48 BB 32 BB	3H	4	1	0	0	0	0	3							
4 Brandon Phillips, R OBP: 0.282, SLG: 0.373	G4-3		G5-3		G5-3		L1-3		48 BB 32 BB 39 G6-4-3	1B	4	1	0	0	0	0	3							
32 Jay Bruce, L OBP: 0.344, SLG: 0.609	F9		BB		BB		P6		39 BB 48 BB	1B	3	0	1	0	1	0	0							
48 Ryan Ludwick, R OBP: 0.279, SLG: 0.393	K		K		K		39 FC6-4 1B		39 BB 48 BB	BB	3	0	1	1	1	2	2							
39 Devin Mesoraco, R OBP: 0.350, SLG: 0.382	G5-3		G5-3		G5-3		FC6-4		39 BB 48 BB	BB	4	0	0	0	0	0	3							
15 Wilson Valdez, R OBP: 0.194, SLG: 0.233	K		K		L8		G4-3		28 SH 27 SF9	1B	4	0	0	0	0	2	1							
66 Logan Ondrusek, R (10, 1)	K		K		K		K				0	0	0	0	0	0	0							
34 Homer Bailey, R OBP: 0.091, SLG: 0.091	G6-3		G6-3		K		G5-3				2	0	0	0	0	0	1	0						
33 Jose Arredondo, R											0	0	0	0	0	0	0							
54 Aroldis Chapman, L											0	0	0	0	0	0	0							
21 Todd Frazier, R											1	0	0	0	0	0	0							
51 Sean Marshall, L											0	0	0	0	0	0	0							
2 Zack Cozart, R											1	1	1	0	0	0	0							
Inning Stats	R: 0 E: 0 K: 1 S: 9	H: 1 LOB: 1 BB: 0 P: 13	R: 0 E: 0 K: 1 S: 7	H: 0 LOB: 0 BB: 10 P: 10	R: 0 E: 0 K: 1 S: 12	H: 0 LOB: 0 BB: 14 P: 14	R: 0 E: 0 K: 1 S: 14	H: 1 LOB: 2 BB: 1 P: 27	R: 0 E: 0 K: 1 S: 5	H: 0 LOB: 0 BB: 0 P: 9	R: 0 E: 0 K: 1 S: 6	H: 0 LOB: 0 BB: 0 P: 9	R: 0 E: 0 K: 0 S: 8	H: 1 LOB: 1 BB: 0 P: 10	R: 0 E: 0 K: 0 S: 6	H: 0 LOB: 0 BB: 0 P: 9	R: 3 E: 1 K: 1 S: 11	H: 1 LOB: 1 BB: 3 P: 25	R: 1 E: 1 K: 0 S: 6	H: 1 LOB: 1 BB: 0 P: 10	1B: 4 2B: 1 3B: 0 HR: 0	SF: 1 SAC: 1 DP: 1 HBP: 0	WP: 0 PB: 0 SB: 0 CS: 0	PA: 38
PITCHER	IP WLS BF H R ER SO ERA WHIP	IP WLS BF H R ER SO ERA WHIP	IP WLS BF H R ER SO ERA WHIP	IP WLS BF H R ER SO ERA WHIP	IP WLS BF H R ER SO ERA WHIP	IP WLS BF H R ER SO ERA WHIP	IP WLS BF H R ER SO ERA WHIP	IP WLS BF H R ER SO ERA WHIP	IP WLS BF H R ER SO ERA WHIP	IP WLS BF H R ER SO ERA WHIP	IP WLS BF H R ER SO ERA WHIP	IP WLS BF H R ER SO ERA WHIP	IP WLS BF H R ER SO ERA WHIP	IP WLS BF H R ER SO ERA WHIP	IP WLS BF H R ER SO ERA WHIP	IP WLS BF H R ER SO ERA WHIP	IP WLS BF H R ER SO ERA WHIP	IP WLS BF H R ER SO ERA WHIP	IP WLS BF H R ER SO ERA WHIP	IP WLS BF H R ER SO ERA WHIP	IP WLS BF H R ER SO ERA WHIP	IP WLS BF H R ER SO ERA WHIP	IP WLS BF H R ER SO ERA WHIP	IP WLS BF H R ER SO ERA WHIP

Chicago Cubs @ Cincinnati Reds
Great American Ball Park, Cincinnati, OH
Thu May 03 2012, 12:37 PM EDT
Att. 23,288 - Partly Cloudy - 83 F

AB	32
R	4
H	5
RBI	2
BB	4
SO	7
LOB	9



Batter	1	2	3	4	5	6	7	8	9	AB	R	H	RBI	BB	SO	LOB	TOP						
9 Dee Strange-Gordon, L (1,6)										4	0	1	0	0	0	0	Los Angeles Dodgers @ Chicago Cubs Wrigley Field, Chicago, IL Fri May 04 2012, 2:21 PM - 4:37 PM CDT Att: 37,332 - Cloudy - 52 F						
14 Mark Ellis, R (1,4)										2	1	0	0	1	0	1							
27 Matt Kemp, R (1,8)										4	1	1	1	0	1	2							
16 Andre Ethier, L (1,9)										3	1	1	1	0	1	0							
21 Juan Rivera, R (1,7)										4	0	0	0	0	1	1							
7 James Loney, L (1,3)										2	0	0	0	0	0	0							
5 Justin Upton, R (7,PH)										1	0	0	0	0	0	1							
57 Scott Elbert, L (7,PH)										0	0	0	0	0	0	0							
60 Todd Coffey, R (7,PH)										0	0	0	0	0	0	0							
52 Josh Lindblom, R (8,PH)										0	0	0	0	0	0	0							
10 Tony Gwynn Jr., L (8,PH)										1	0	0	0	0	0	0							
6 Jerry Hairston, R (1,5)										4	1	3	2	0	0	0	AB 31 R 4 H 6 RBI 4 BB 2 SO 5 LOB 9						
17 A.J. Ellis, R (1,2)									2	0	0	0	1	0	1								
3 Adam Kennedy, L (9,PR)										0	0	0	0	0	0								
58 Chad Billingsley, R (1,1)										2	0	0	0	1	0								
23 Bobby Abreu, L (7,PH)										2	0	0	0	0	1	3							
23 Bobby Abreu, L (7,7)										2	0	0	0	0	1	3							
Inning Stats	R: 0 E: 0 K: 0 S: 6	H: 0 LOB: 0 BB: 0 P: 10	R: 0 E: 0 K: 1 S: 7	H: 0 LOB: 0 BB: 0 P: 10	R: 1 E: 0 K: 1 S: 14	H: 1 LOB: 0 BB: 0 P: 19	R: 0 E: 0 K: 0 S: 7	H: 0 LOB: 1 BB: 0 P: 10	R: 0 E: 0 K: 1 S: 14	H: 1 LOB: 1 BB: 0 P: 21	R: 0 E: 0 K: 1 S: 11	H: 1 LOB: 1 BB: 0 P: 18	R: 1 E: 0 K: 1 S: 15	H: 2 LOB: 2 BB: 1 P: 25	R: 2 E: 0 K: 0 S: 12	H: 1 LOB: 0 BB: 0 P: 21		R: 0 E: 0 K: 0 S: 7	H: 0 LOB: 1 BB: 0 P: 16	1B: 2 2B: 1 3B: 2 HR: 1	SF: 1 SAC: 0 DP: 1 HBP: 2	WP: 0 PB: 0 SB: 2 CS: 0	PA: 36
PITCHER	IP WLS BF H R ER SO BB IBB HBP BLK WP HR S P ERA WHIP	PITCHER																					
28 Paul Maholm, L (1,1)	6.0 W 21 3 1 1 4 0 0 1 0 0 0 1 59 88 1.50 0.500																						
40 James Russell, L (7,1)	0.2 H 4 2 1 1 0 0 0 0 0 0 0 0 12 17 13.50 3.000																						
54 Shawn Camp, R (7,1)	0.1 H 2 0 0 0 1 1 0 0 0 0 0 0 0 8 0.00 3.000																						
34 Kerry Wood, R (8,1)	1.0 H 5 1 2 2 0 1 0 0 0 0 0 0 12 21 18.00 2.000																						
48 Rafael Dolis, R (9,1)	1.0 S 4 0 0 0 0 0 0 0 1 0 0 0 0 7 16 0.00 0.000																						
Batter	1	2	3	4	5	6	7	8	9	AB	R	H	RBI	BB	SO	LOB	BOTTOM						
9 David DeJesus, L (1,9)										4	1	3	1	1	1	0	Los Angeles Dodgers @ Chicago Cubs Wrigley Field, Chicago, IL Fri May 04 2012, 2:21 PM - 4:37 PM CDT Att: 37,332 - Cloudy - 52 F						
1 Tony Campana, L (1,8)										3	0	0	0	2	0	4							
13 Starlin Castro, R (1,6)										5	2	2	1	0	1	3							
6 Bryan LaHair, L (1,3)										4	0	1	0	0	1	1							
12 Alfonso Soriano, R (1,7)										3	0	3	2	1	0	0							
2 Ian Stewart, L (1,5)										3	0	0	0	1	0	3							
15 Darwin Barney, R (1,4)										4	1	1	0	0	1	3							
18 Geovany Soto, R (1,2)										3	0	0	0	1	0	4							
28 Paul Maholm, L (1,1)										2	0	0	0	0	2	2							
21 Joe Mather, R (8,PH)										1	1	1	0	0	0	0							
40 James Russell, L (7,1)										0	0	0	0	0	0	0							
54 Shawn Camp, R (7,1)										0	0	0	0	0	0	0							
34 Kerry Wood, R (8,1)										0	0	0	0	0	0	0							
5 Reed Johnson, R (8,PH)										1	0	0	0	0	1	0							
48 Rafael Dolis, R (9,1)										0	0	0	0	0	0	0							
Inning Stats	R: 2 E: 0 K: 0 S: 10	H: 3 LOB: 1 BB: 0 P: 17	R: 0 E: 0 K: 1 S: 14	H: 1 LOB: 2 BB: 1 P: 22	R: 0 E: 0 K: 1 S: 14	H: 1 LOB: 1 BB: 0 P: 19	R: 1 E: 0 K: 1 S: 12	H: 2 LOB: 2 BB: 1 P: 23	R: 0 E: 0 K: 0 S: 6	H: 0 LOB: 0 BB: 1 P: 13	R: 1 E: 0 K: 1 S: 8	H: 1 LOB: 0 BB: 0 P: 13	R: 1 E: 0 K: 1 S: 26	H: 3 LOB: 3 BB: 2 P: 44	R: 0 E: 0 K: 2 S: 9	H: 0 LOB: 1 BB: 1 P: 15	1B: 5 2B: 4 3B: 1 HR: 1	SF: 0 SAC: 0 DP: 1 HBP: 0	WP: 0 PB: 0 SB: 1 CS: 1	PA: 39			
PITCHER	IP WLS BF H R ER SO BB IBB HBP BLK WP HR S P ERA WHIP	PITCHER																					
58 Chad Billingsley, R (1,1)	6.0 L 28 8 4 4 4 3 0 0 0 0 0 0 64 107 6.00 1.833																						
57 Scott Elbert, L (7,1)	0.1 3 2 1 1 0 1 0 0 0 0 0 0 13 21 27.00 9.000																						
60 Todd Coffey, R (7,1)	0.2 4 1 0 0 1 0 1 0 0 0 0 0 13 23 0.00 1.500																						
52 Josh Lindblom, R (8,1)	1.0 4 0 0 0 2 1 0 0 0 0 0 0 9 15 0.00 1.000																						

Batter	1	2	3	4	5	6	7	8	9	10	11	AB	R	H	RBI	BB	SO	LOB	TOP					
9 Dee Strange-Gordon, L (1.6)	G6-3	FC4-6			G4-3			G4-3		G4-3		5	0	1	0	0	0	2						
14 Mark Ellis, R (1.4)					P6			P4			G6-3	4	1	1	0	1	0	1						
16 Andre Ethier, L (1.9)	K				L4			G4-6-3			G4-3	5	0	0	0	0	2	3						
21 Juan Rivera, R (1.7)	K				HR			G4-3			G4-3	5	1	3	2	0	1	1						
6 Jerry Hairston, R (1.5)					G1-3						1B	1	0	1	0	0	0	0						
3 Adam Kennedy, L (2.PR)											K	4	1	0	0	0	2	2						
7 James Loney, L (1.3)					F7			G4-3				4	0	0	0	0	0	2						
17 A.J. Ellis, R (1.2)					G5-3			K			F9	3	0	0	0	1	1	1						
10 Tony Gwynn Jr., L (1.8)					G4-3			G3-1			G4-3	3	0	0	0	1	0	0						
44 Aaron Harang, R (7.PH)					F8			F9			L1-3	2	0	0	1	0	0	2						
27 Matt Kemp, R (7.1)												1	0	0	0	0	0	0						
52 Josh Lindblom, R (7.1)												0	0	0	0	0	0	0						
74 Kenley Jansen, S (8.1)												0	0	0	0	0	0	0						
54 Javy Guerra, R (9.1)												0	0	0	0	0	0	0						
23 Bobby Abreu, L (10.PH)												1	0	0	0	0	0	0						
28 Jamey Wright, R (10.1)												0	0	0	0	0	0	0						
Inning Stats	R: 0 E: 0 K: 2 S: 9	H: 0 LOB: 1 BB: 1 P: 16	R: 1 E: 0 K: 0 S: 16	H: 1 LOB: 2 BB: 2 P: 26	R: 2 E: 0 K: 1 S: 19	H: 2 LOB: 0 BB: 0 P: 29	R: 0 E: 0 K: 0 S: 4	H: 0 LOB: 0 BB: 0 P: 6	R: 0 E: 0 K: 1 S: 11	H: 0 LOB: 0 BB: 0 P: 13	R: 0 E: 0 K: 1 S: 6	H: 0 LOB: 0 BB: 0 P: 14	R: 0 E: 0 K: 0 S: 6	H: 1 LOB: 0 BB: 0 P: 7	R: 0 E: 0 K: 0 S: 12	H: 1 LOB: 1 BB: 0 P: 19	R: 0 E: 0 K: 0 S: 7	H: 0 LOB: 0 BB: 0 P: 12	R: 0 E: 0 K: 1 S: 11	H: 1 LOB: 1 BB: 0 P: 18	1B: 5 2B: 0 3B: 0 HR: 1	SF: 0 SAC: 0 DP: 1 HBP: 0	WP: 0 PB: 0 SB: 1 CS: 1	PA: 41
PITCHER	IP ERA WLS BF H R ER SO BB IBB HBP BLK WP HR S P ERA WHIP	30 Travis Wood, L (1.1) ERA: 4.5	54 Shawn Camp, R (7.1) ERA: 3.6	40 James Russell, L (8.1) ERA: 0.87	48 Rafael Dolis, R (10.1) ERA: 2.95	PITCHER										IP ERA WLS BF H R ER SO BB IBB HBP BLK WP HR S P ERA WHIP								

Los Angeles Dodgers @ Chicago Cubs
Wrigley Field, Chicago, IL
Sun May 06 2012, 4:03 PM - 7:42 PM CDT
Att: 38,125 - Cloudy - 57 F

livebaseballscores.com

AB 38
R 3
H 6
RBI 3
BB 3
SO 6
LOB 14



Batter	1	2	3	4	5	6	7	8	9	10	11	AB	R	H	RBI	BB	SO	LOB	BOTTOM			
9 David DeJesus, L (1.9)	P3				G1-3			F9				3	1	1	1	3	0	1				
1 Tony Campana, L (1.8)	CS				G4-3			SH1-3				4	0	2	1	0	0	4				
13 Starlin Castro, R (1.6)	K							G6-3				5	0	1	2	0	3	5				
6 Bryan LaHair, L (1.3)												4	0	3	0	1	1	0				
12 Alfonso Soriano, R (1.7)												5	0	0	0	0	1	4				
21 Jose Mather, R (1.5)												5	0	1	0	0	0	4				
15 Darwin Barney, R (1.4)												4	1	1	0	1	1	3				
53 Wellington Castillo, R (1.2)												4	0	0	0	1	1	2				
30 Travis Wood, R (1.1)												2	1	2	0	0	0	0				
54 Shawn Camp, R (7.1)												0	0	0	0	0	0	0				
5 Reed Johnson, R (7.PH)												0	0	0	0	1	0	0				
40 James Russell, L (8.1)												0	0	0	0	0	0	0				
2 Ian Stewart, L (8.PH)												1	1	1	0	0	0	0				
48 Rafael Dolis, R (10.1)												0	0	0	0	0	0	0				
29 Jeff Samardzija, R (11.PH)												0	0	0	0	0	0	0				
Inning Stats	R: 0 E: 0 K: 1 S: 10	H: 1 LOB: 0 BB: 0 P: 15	R: 0 E: 0 K: 0 S: 7	H: 0 LOB: 1 BB: 1 P: 12	R: 2 E: 0 K: 0 S: 10	H: 2 LOB: 1 BB: 1 P: 20	R: 0 E: 0 K: 0 S: 10	H: 1 LOB: 1 BB: 0 P: 13	R: 0 E: 0 K: 1 S: 11	H: 0 LOB: 2 BB: 1 P: 21	R: 0 E: 0 K: 2 S: 13	H: 0 LOB: 1 BB: 0 P: 17	R: 0 E: 1 K: 2 S: 14	H: 1 LOB: 1 BB: 1 P: 23	R: 0 E: 0 K: 1 S: 7	H: 1 LOB: 0 BB: 0 P: 11	R: 1 E: 0 K: 0 S: 7	H: 1 LOB: 3 BB: 2 P: 18	1B: 7 2B: 5 3B: 0 HR: 0	SF: 0 SAC: 1 DP: 0 HBP: 1	WP: 1 PB: 0 SB: 0 CS: 2	PA: 47
PITCHER	IP ERA WLS BF H R ER SO BB IBB HBP BLK WP HR S P ERA WHIP	44 Aaron Harang, R (1.1) ERA: 5.24	52 Josh Lindblom, R (7.1) ERA: 2.2	74 Kenley Jansen, R (8.1) ERA: 2.7	54 Javy Guerra, R (9.1) ERA: 5.84	26 Jamey Wright, R (10.1) ERA: 4.5	PITCHER										IP ERA WLS BF H R ER SO BB IBB HBP BLK WP HR S P ERA WHIP					

Los Angeles Dodgers @ Chicago Cubs
Wrigley Field, Chicago, IL
Sun May 06 2012, 4:03 PM - 7:42 PM CDT
Att: 38,125 - Cloudy - 57 F

livebaseballscores.com

AB 37
R 4
H 12
RBI 4
BB 7
SO 7
LOB 23



Batter	1	2	3	4	5	6	7	8	9	AB	R	H	RBI	BB	SO	LOB	TOP					
24 Michael Bourn, L (1,8) OBP: 0.404, SLG: 0.405										2	0	1	0	2	1	0	<p>Atlanta Braves @ Chicago Cubs Wrigley Field, Chicago, IL Mon May 07 2012, 7:09 PM - 9:53 PM CDT Att: 36,307 - Overcast - 56 F</p>					
14 Martin Prado, R (1,7) OBP: 0.347, SLG: 0.396										3	0	0	0	1	0	2						
5 Freddie Freeman, L (1,3) OBP: 0.318, SLG: 0.530										3	0	0	0	1	0	2						
16 Brian McCann, L (1,2) OBP: 0.301, SLG: 0.419										4	0	0	0	0	3	3						
26 Dan Uggla, R (1,4) OBP: 0.341, SLG: 0.409										4	0	0	0	0	3	2						
10 Chipper Jones, S (1,5) OBP: 0.377, SLG: 0.586										4	0	2	0	0	0	0						
22 Jason Heyward, L (1,9) OBP: 0.376, SLG: 0.473										3	1	1	1	0	1	2						
1 Tyler Pastornicky, R (1,6) OBP: 0.311, SLG: 0.376										4	0	2	0	0	0	1						
48 Tommy Hanson, R (1,1) OBP: 0.167, SLG: 0.091										2	0	0	0	0	2	1						
20 Eric Hinske, L (7,PH) OBP: 0.421, SLG: 0.528										1	0	0	0	0	0	2						
34 Eric O'Flaherty, L (7,1) OBP: 0.395, SLG: 0.516										0	0	0	0	0	0	0						
32 Chad Durbin, R (8,1) OBP: 0.395, SLG: 0.516										1	0	0	0	0	1	1						
Inning Stats	R: 0 E: 0 K: 2 S: 12	H: 0 LOB: 1 BB: 1 P: 20	R: 1 E: 0 K: 2 S: 12	H: 2 LOB: 1 BB: 0 P: 20	R: 0 E: 0 K: 0 S: 12	H: 1 LOB: 0 BB: 0 P: 16	R: 0 E: 0 K: 0 S: 6	H: 1 LOB: 1 BB: 0 P: 12	R: 0 E: 0 K: 1 S: 11	H: 0 LOB: 0 BB: 0 P: 16	R: 0 E: 0 K: 2 S: 9	H: 0 LOB: 0 BB: 0 P: 14	R: 0 E: 0 K: 0 S: 4	H: 1 LOB: 1 BB: 0 P: 7	R: 0 E: 0 K: 2 S: 13	H: 0 LOB: 2 BB: 2 P: 25	R: 0 E: 0 K: 2 S: 13	H: 1 LOB: 1 BB: 0 P: 20	1B: 4 2B: 2 3B: 0 HR: 1	SF: 0 SAC: 0 DP: 2 HBP: 1	WP: 1 PB: 0 SB: 2 CS: 0	PA: 36
PITCHER	IP: 7.0 WLS: W BF: 27 ERA: 3.03	H: 5 R: 1 ER: 1 SO: 7	BB: 2 IBB: 0 HBP: 1 BLK: 0	WP: 0 HR: 1 S: 66 P: 105	ERA: 1.29 WHIP: 1.000	IP: 1.0 WLS: H BF: 5 ERA: 5.09	H: 0 R: 0 ER: 0 SO: 2	BB: 2 IBB: 0 HBP: 0 BLK: 0	WP: 1 HR: 0 S: 13 P: 25	ERA: 0.00 WHIP: 2.000	IP: 1.0 WLS: 4 BF: 4 ERA: 0.79	H: 1 R: 0 ER: 0 SO: 2	BB: 0 IBB: 0 HBP: 0 BLK: 0	WP: 0 HR: 0 S: 13 P: 20	ERA: 0.00 WHIP: 1.000							

Batter	1	2	3	4	5	6	7	8	9	AB	R	H	RBI	BB	SO	LOB	BOTTOM	
9 David DeJesus, L (1,9) OBP: 0.359, SLG: 0.313										3	1	0	0	1	0	0	<p>Atlanta Braves @ Chicago Cubs Wrigley Field, Chicago, IL Mon May 07 2012, 7:09 PM - 9:53 PM CDT Att: 36,307 - Overcast - 56 F</p>	
1 Tony Campana, L (1,8) OBP: 0.395, SLG: 0.409										4	0	2	0	0	0	0		
13 Starlin Castro, R (1,6) OBP: 0.363, SLG: 0.462										4	0	2	1	0	1	2		
6 Bryan LaHair, L (1,3) OBP: 0.479, SLG: 0.800										3	1	1	1	1	1	1		
2 Ian Stewart, L (1,5) OBP: 0.283, SLG: 0.354										3	1	1	1	1	1	3		
5 Reed Johnson, R (1,7) OBP: 0.250, SLG: 0.325										3	0	0	0	0	0	0		
15 Darwin Barney, R (1,4) OBP: 0.287, SLG: 0.343										4	1	1	0	0	1	2		
18 Geovany Soto, R (1,2) OBP: 0.259, SLG: 0.333										4	1	2	2	0	0	0		
29 Jeff Samardzija, R (1,1) OBP: 0.300, SLG: 0.308										2	0	0	0	0	0	1		
3 Jeff Baker, R (7,PH) OBP: 0.300, SLG: 0.308										1	0	0	0	0	0	0		
49 Carlos Marmol, R (8,1) OBP: 0.287, SLG: 0.343										0	0	0	0	0	0	0		
45 Adrian Cardenas, L (8,PH) OBP: 0.287, SLG: 0.343										1	0	0	0	0	0	0		
40 James Russell, L (9,1) OBP: 0.287, SLG: 0.343										0	0	0	0	0	0	0		
Inning Stats	R: 0 E: 0 K: 1 S: 10	H: 0 LOB: 0 BB: 0 P: 16	R: 0 E: 0 K: 0 S: 7	H: 0 LOB: 1 BB: 1 P: 13	R: 0 E: 0 K: 0 S: 15	H: 1 LOB: 2 BB: 1 P: 24	R: 2 E: 0 K: 1 S: 11	H: 3 LOB: 1 BB: 0 P: 15	R: 0 E: 0 K: 1 S: 9	H: 0 LOB: 0 BB: 0 P: 9	R: 1 E: 0 K: 1 S: 12	H: 2 LOB: 3 BB: 1 P: 22	R: 2 E: 0 K: 0 S: 14	H: 2 LOB: 0 BB: 0 P: 19	1B: 5 2B: 1 3B: 0 HR: 3	SF: 0 SAC: 0 DP: 1 HBP: 2	WP: 0 PB: 0 SB: 0 CS: 0	PA: 37
PITCHER	IP: 6.0 WLS: L BF: 25 ERA: 3.63	H: 2 R: 2 ER: 2 SO: 3	BB: 2 IBB: 0 HBP: 1 BLK: 0	WP: 0 HR: 2 S: 58 P: 91	ERA: 3.00 WHIP: 1.167	IP: 1.0 WLS: 7 BF: 2 ERA: 6.55	H: 1 R: 1 ER: 1 SO: 1	BB: 0 IBB: 0 HBP: 1 BLK: 0	WP: 0 HR: 1 S: 14 P: 19	ERA: 9.00 WHIP: 3.000	IP: 1.0 WLS: 5 BF: 2 ERA: 8.25	H: 2 R: 2 ER: 2 SO: 0	BB: 0 IBB: 0 HBP: 0 BLK: 0	WP: 0 HR: 3 S: 14 P: 19	ERA: 18.00 WHIP: 2.000			

AB 31
R 1
H 6
RBI 1
BB 4
SO 11
LOB 16



AB 32
R 5
H 9
RBI 5
BB 3
SO 4
LOB 9



Batter	1	2	3	4	5	6	7	8	9	AB	R	H	RBI	BB	SO	LOB	TOP						
24 Michael Bourn, L (1,8) OBP: 0.397, SLG: 0.397	G3		P5					K															
14 Martin Prado, R (1,7) OBP: 0.360, SLG: 0.404	1B							FC4-6															
5 Freddie Freeman, L (1,3) OBP: 0.308, SLG: 0.512	K							1B															
16 Brian McCann, L (1,2) OBP: 0.308, SLG: 0.411	L3							BB															
26 Dan Uggla, R (1,4) OBP: 0.353, SLG: 0.420								BB															
10 Chipper Jones, S (1,5) OBP: 0.386, SLG: 0.554	F8							1B															
22 Jason Heyward, L (1,9) OBP: 0.372, SLG: 0.485	K							P2															
1 Tyler Pastornicky, R (1,6) OBP: 0.301, SLG: 0.368								PO															
2 Jack Wilson, R (8,6) OBP: 0.189, SLG: 0.171								P6															
40 Randall Delgado, R (1,1) OBP: 0.386, SLG: 0.320								1B															
34 Eric O'Flaherty, L (6,1) OBP: 0.244, SLG: 0.317								G1-6-3															
25 Juan Francisco, L (7,PH) OBP: 0.165, SLG: 0.448																							
54 Kris Medlen, R (7,PH) ERA: 2.55																							
39 Jonny Venters, L (8,1) ERA: 1.59																							
20 Eric Hinske, L (8,PH) ERA: 3.0																							
46 Craig Kimbrel, R (9,1) ERA: 3.0																							
Inning Stats	R: 0 H: 1 E: 0 K: 1 S: 11	H: 1 LOB: 1 BB: 0 P: 19	R: 0 H: 0 E: 0 K: 1 S: 7	H: 1 LOB: 1 BB: 0 P: 12	R: 0 H: 0 E: 0 K: 2 S: 10	H: 0 LOB: 0 BB: 0 P: 14	R: 0 H: 2 E: 0 K: 0 S: 9	H: 2 LOB: 2 BB: 0 P: 16	R: 1 H: 2 E: 0 K: 1 S: 9	H: 2 LOB: 1 BB: 0 P: 10	R: 0 H: 0 E: 0 K: 1 S: 10	H: 0 LOB: 0 BB: 0 P: 19	R: 0 H: 0 E: 0 K: 1 S: 7	H: 0 LOB: 0 BB: 0 P: 12	R: 2 H: 2 E: 0 K: 0 S: 9	H: 2 LOB: 1 BB: 2 P: 22	R: 0 H: 1 E: 0 K: 1 S: 13	H: 1 LOB: 1 BB: 0 P: 18	1B: 8 2B: 1 3B: 1 HR: 0	SF: 1 SAC: 0 DP: 1 HBP: 0	WP: 0 PB: 0 SB: 1 CS: 1	PA: 38	
PITCHER	IP WLS BF H R ER SO BB IBB HBP BLK WP HR S P ERA WHIP	IP WLS BF H R ER SO BB IBB HBP BLK WP HR S P ERA WHIP	IP WLS BF H R ER SO BB IBB HBP BLK WP HR S P ERA WHIP	IP WLS BF H R ER SO BB IBB HBP BLK WP HR S P ERA WHIP	IP WLS BF H R ER SO BB IBB HBP BLK WP HR S P ERA WHIP	IP WLS BF H R ER SO BB IBB HBP BLK WP HR S P ERA WHIP	IP WLS BF H R ER SO BB IBB HBP BLK WP HR S P ERA WHIP	IP WLS BF H R ER SO BB IBB HBP BLK WP HR S P ERA WHIP	IP WLS BF H R ER SO BB IBB HBP BLK WP HR S P ERA WHIP	IP WLS BF H R ER SO BB IBB HBP BLK WP HR S P ERA WHIP	IP WLS BF H R ER SO BB IBB HBP BLK WP HR S P ERA WHIP	IP WLS BF H R ER SO BB IBB HBP BLK WP HR S P ERA WHIP	IP WLS BF H R ER SO BB IBB HBP BLK WP HR S P ERA WHIP	IP WLS BF H R ER SO BB IBB HBP BLK WP HR S P ERA WHIP	IP WLS BF H R ER SO BB IBB HBP BLK WP HR S P ERA WHIP	IP WLS BF H R ER SO BB IBB HBP BLK WP HR S P ERA WHIP	IP WLS BF H R ER SO BB IBB HBP BLK WP HR S P ERA WHIP	IP WLS BF H R ER SO BB IBB HBP BLK WP HR S P ERA WHIP	IP WLS BF H R ER SO BB IBB HBP BLK WP HR S P ERA WHIP	IP WLS BF H R ER SO BB IBB HBP BLK WP HR S P ERA WHIP	IP WLS BF H R ER SO BB IBB HBP BLK WP HR S P ERA WHIP	IP WLS BF H R ER SO BB IBB HBP BLK WP HR S P ERA WHIP	IP WLS BF H R ER SO BB IBB HBP BLK WP HR S P ERA WHIP

Atlanta Braves @ Chicago Cubs
Wrigley Field, Chicago, IL
Tue May 08 2012, 7:07 PM - 9:53 PM CDT
Att: 38,523 - Partly Cloudy - 66 F

AB 33
R 3
H 9
RBI 3
BB 3
SO 8
LOB 18



Batter	1	2	3	4	5	6	7	8	9	AB	R	H	RBI	BB	SO	LOB	BOTTOM						
9 David DeJesus, L (1,9) OBP: 0.372, SLG: 0.333	G3																						
1 Tony Campana, L (1,8) OBP: 0.385, SLG: 0.396	G5-3							FC1-6															
13 Starlin Castro, R (1,6) OBP: 0.359, SLG: 0.455	F8							1B															
6 Bryan LaHair, L (1,3) OBP: 0.470, SLG: 0.771								G4-6-3															
12 Alfonso Soriano, R (1,7) OBP: 0.276, SLG: 0.303	K							1B															
2 Ian Stewart, L (1,5) OBP: 0.273, SLG: 0.340	G3							2B															
18 Geovany Soto, R (1,2) OBP: 0.247, SLG: 0.316	K							K															
45 Adrian Cardenas, L (1,4) OBP: 0.273, SLG: 0.340								G4-3															
46 Ryan Dempster, R (1,1) ERA: 4.54								F9															
5 Reed Johnson, R (7,PH) OBP: 0.244, SLG: 0.317								G5-3															
34 Kerry Wood, R (8,1) ERA: 3.38								G5-3															
54 Shawn Camp, R (9,1) ERA: 3.38								G5-3															
Inning Stats	R: 0 H: 0 E: 0 K: 0 S: 9	H: 0 LOB: 0 BB: 0 P: 13	R: 0 H: 0 E: 0 K: 2 S: 15	H: 0 LOB: 1 BB: 1 P: 25	R: 0 H: 1 E: 0 K: 1 S: 8	H: 1 LOB: 0 BB: 0 P: 12	R: 0 H: 0 E: 0 K: 2 S: 13	H: 0 LOB: 2 BB: 1 P: 23	R: 0 H: 0 E: 0 K: 0 S: 5	H: 0 LOB: 0 BB: 1 P: 11	R: 1 H: 2 E: 0 K: 0 S: 13	H: 2 LOB: 1 BB: 0 P: 21	R: 0 H: 0 E: 0 K: 0 S: 7	H: 0 LOB: 0 BB: 0 P: 10	R: 0 H: 2 E: 0 K: 0 S: 8	H: 2 LOB: 1 BB: 0 P: 11	R: 0 H: 0 E: 0 K: 2 S: 11	H: 0 LOB: 0 BB: 0 P: 14	1B: 3 2B: 2 3B: 0 HR: 0	SF: 0 SAC: 0 DP: 1 HBP: 0	WP: 0 PB: 0 SB: 0 CS: 1	PA: 35	
PITCHER	IP WLS BF H R ER SO BB IBB HBP BLK WP HR S P ERA WHIP	IP WLS BF H R ER SO BB IBB HBP BLK WP HR S P ERA WHIP	IP WLS BF H R ER SO BB IBB HBP BLK WP HR S P ERA WHIP	IP WLS BF H R ER SO BB IBB HBP BLK WP HR S P ERA WHIP	IP WLS BF H R ER SO BB IBB HBP BLK WP HR S P ERA WHIP	IP WLS BF H R ER SO BB IBB HBP BLK WP HR S P ERA WHIP	IP WLS BF H R ER SO BB IBB HBP BLK WP HR S P ERA WHIP	IP WLS BF H R ER SO BB IBB HBP BLK WP HR S P ERA WHIP	IP WLS BF H R ER SO BB IBB HBP BLK WP HR S P ERA WHIP	IP WLS BF H R ER SO BB IBB HBP BLK WP HR S P ERA WHIP	IP WLS BF H R ER SO BB IBB HBP BLK WP HR S P ERA WHIP	IP WLS BF H R ER SO BB IBB HBP BLK WP HR S P ERA WHIP	IP WLS BF H R ER SO BB IBB HBP BLK WP HR S P ERA WHIP	IP WLS BF H R ER SO BB IBB HBP BLK WP HR S P ERA WHIP	IP WLS BF H R ER SO BB IBB HBP BLK WP HR S P ERA WHIP	IP WLS BF H R ER SO BB IBB HBP BLK WP HR S P ERA WHIP	IP WLS BF H R ER SO BB IBB HBP BLK WP HR S P ERA WHIP	IP WLS BF H R ER SO BB IBB HBP BLK WP HR S P ERA WHIP	IP WLS BF H R ER SO BB IBB HBP BLK WP HR S P ERA WHIP	IP WLS BF H R ER SO BB IBB HBP BLK WP HR S P ERA WHIP	IP WLS BF H R ER SO BB IBB HBP BLK WP HR S P ERA WHIP	IP WLS BF H R ER SO BB IBB HBP BLK WP HR S P ERA WHIP	IP WLS BF H R ER SO BB IBB HBP BLK WP HR S P ERA WHIP

Atlanta Braves @ Chicago Cubs
Wrigley Field, Chicago, IL
Tue May 08 2012, 7:07 PM - 9:53 PM CDT
Att: 38,523 - Partly Cloudy - 66 F

AB 31
R 1
H 5
RBI 1
BB 3
SO 7
LOB 15



Batter	1	2	3	4	5	6	7	8	9	AB	R	H	RBI	BB	SO	LOB	TOP					
24 Michael Bourn, L (1.8) OBP: 0.387, SLG: 0.385	G4-3		G1-3			G6-3		G4-3		4	0	0	0	0	0	0	Atlanta Braves @ Chicago Cubs Wrigley Field, Chicago, IL Wed May 09 2012, 1:22 PM - 3:27 PM CDT Att: 31,904 - Partly Cloudy - 52 F					
14 Martin Prado, R (1.7) OBP: 0.364, SLG: 0.425	K			G4-3		G4-3		G4-3		4	0	2	0	0	1	0						
5 Freddie Freeman, L (1.3) OBP: 0.321, SLG: 0.512					G4-3		G4-3			2	0	1	0	2	0	1						
26 Dan Uggla, R (1.4) OBP: 0.350, SLG: 0.410	F8			G6-4-3				F9		3	0	0	0	1	0	4						
10 Chipper Jones, S (1.5) OBP: 0.341, SLG: 0.526		G6-3			G4-3		L4			4	0	0	0	0	2							
22 Jason Heyward, L (1.9) OBP: 0.368, SLG: 0.470	G4-3							G5-3		3	0	0	0	1	0	0						
8 David Ross, R (1.2) OBP: 0.379, SLG: 0.500								G6-3		3	0	1	0	0	1	0						
16 Brian McCann, L (0. PH) OBP: 0.306, SLG: 0.406	K							G6-3		1	0	0	0	0	0	0						
2 Jack Wilson, R (1.6) OBP: 0.175, SLG: 0.158										3	0	0	0	0	0	2						
54 Kris Medlen, S (8.1) OBP: 1.000, SLG: 1.000										0	0	0	0	0	0	0						
15 Tim Hudson, R (1.1) OBP: 0.258, SLG: 0.354								K		2	0	0	0	0	1	2						
1 Tyler Pastornicky, R (8. PH) OBP: 0.258, SLG: 0.354										1	0	0	0	0	1	0						
Inning Stats	R: 0 E: 0 K: 1 S: 7	H: 1 LOB: 1 P: 9	R: 0 E: 0 K: 1 S: 10	H: 0 LOB: 0 BB: 0 P: 14	R: 0 E: 0 K: 1 S: 7	H: 0 LOB: 0 BB: 0 P: 8	R: 0 E: 0 K: 0 S: 7	H: 0 LOB: 0 BB: 1 P: 15	R: 0 E: 0 K: 0 S: 14	H: 1 LOB: 2 BB: 1 P: 22	R: 0 E: 0 K: 0 S: 13	H: 1 LOB: 2 BB: 1 P: 20	R: 0 E: 0 K: 0 S: 6	H: 0 LOB: 0 BB: 0 P: 7	R: 0 E: 0 K: 1 S: 12	H: 1 LOB: 2 BB: 1 P: 20	R: 0 E: 0 K: 0 S: 9	H: 0 LOB: 0 BB: 0 P: 14	1B: 2 2B: 2 3B: 0 HR: 0	SF: 0 SAC: 0 DP: 1 HBP: 0	WP: 0 PB: 0 SB: 0 CS: 0	PA: 34
PITCHER	IP WLS BF H R ER SO BB IBB HBP BLK WP HR S P ERA WHIP																					
28 Paul Maholm, L (1.1) ERA: 4.05	7.0 W 26 3 0 0 3 3 0 0 0 0 0 0 64 95 0.00 0.857																					
40 James Russell, L (8.1) ERA: 0.73	1.0 H 5 1 0 0 1 1 0 0 0 0 0 0 12 20 0.00 2.000																					
48 Rafael Dolis, R (9.1) ERA: 2.79	1.0 S 3 0 0 0 0 0 0 0 0 0 0 0 9 14 0.00 0.000																					

AB	30
R	0
H	4
RBI	0
BB	4
SO	4
LOB	11



Batter	1	2	3	4	5	6	7	8	9	AB	R	H	RBI	BB	SO	LOB	BOTTOM			
9 David DeJesus, L (1.9) OBP: 0.371, SLG: 0.333	G4-3			F7						3	1	1	0	0	0	0	Atlanta Braves @ Chicago Cubs Wrigley Field, Chicago, IL Wed May 09 2012, 1:22 PM - 3:27 PM CDT Att: 31,904 - Partly Cloudy - 52 F			
1 Tony Campana, L (1.8) OBP: 0.370, SLG: 0.380	G3			G1-3						2	0	0	0	0	0	0				
13 Starlin Castro, R (1.6) OBP: 0.359, SLG: 0.468	G5-3									3	0	1	0	0	0	1				
6 Bryan LaHair, L (1.3) OBP: 0.476, SLG: 0.767					G3					3	0	2	1	0	0	0				
2 Ian Stewart, L (1.5) OBP: 0.265, SLG: 0.330					G4-3					3	0	0	0	0	0	2				
18 Geovany Soto, R (1.2) OBP: 0.235, SLG: 0.304					G6-3					3	0	0	0	0	0	0				
45 Adrian Cardenas, L (1.7) OBP: 0.235, SLG: 0.304										3	0	0	0	0	1	0				
48 Rafael Dolis, R (9.1) OBP: 0.235, SLG: 0.304										0	0	0	0	0	0	0				
15 Darwin Barney, R (1.4) OBP: 0.288, SLG: 0.343										3	0	1	0	0	0	0				
28 Paul Maholm, L (1.1) ERA: 4.5										2	0	0	0	0	1	1				
40 James Russell, L (8.1) ERA: 2.41										0	0	0	0	0	0	0				
5 Reed Johnson, R (9.7) OBP: 0.244, SLG: 0.317										0	0	0	0	0	0	0				
Inning Stats	R: 0 E: 0 K: 0 S: 7	H: 0 LOB: 0 P: 9	R: 0 E: 0 K: 0 S: 8	H: 1 LOB: 0 BB: 0 P: 11	R: 0 E: 0 K: 1 S: 7	H: 0 LOB: 0 BB: 0 P: 12	R: 0 E: 0 K: 0 S: 9	H: 1 LOB: 1 BB: 0 P: 12	R: 0 E: 0 K: 0 S: 5	H: 0 LOB: 0 BB: 0 P: 6	R: 0 E: 0 K: 0 S: 7	H: 1 LOB: 0 BB: 0 P: 11	R: 1 E: 0 K: 0 S: 9	H: 2 LOB: 1 BB: 0 P: 12	R: 0 E: 0 K: 1 S: 9	H: 0 LOB: 0 BB: 0 P: 10	1B: 4 2B: 0 3B: 1 HR: 0	SF: 0 SAC: 1 DP: 2 HBP: 0	WP: 0 PB: 0 SB: 0 CS: 0	PA: 26
PITCHER	IP WLS BF H R ER SO BB IBB HBP BLK WP HR S P ERA WHIP																			
15 Tim Hudson, R (1.1) ERA: 4.5	7.0 L 23 5 1 1 1 0 0 0 0 0 0 0 9 10 0.00 0.714																			
54 Kris Medlen, R (8.1) ERA: 2.41	1.0 3 0 0 0 1 0 0 0 0 0 0 0 9 10 0.00 0.000																			



Batter	1	2	3	4	5	6	7	8	9	AB	R	H	RBI	BB	SO	LOB	TOP			
9 David DeJesus, L (1.9) OBP: 0.371, SLG: 0.389										4	1	1	0	0	1	1	Chicago Cubs @ Milwaukee Brewers Miller Park, Milwaukee, WI Sat May 12 2012, 12:07 PM - 3:05 PM CDT Att: 42,339 - Cloudy - 59 F			
1 Tony Campa, L (1.8) OBP: 0.373, SLG: 0.400										4	0	2	1	0	0	0				
13 Starlin Castro, R (1.6) OBP: 0.345, SLG: 0.440										4	0	0	0	0	0	2				
6 Bryan LaHair, L (1.3) OBP: 0.447, SLG: 0.698										4	0	1	0	0	2	1				
12 Alfonso Soriano, R (1.7) OBP: 0.284, SLG: 0.296										3	0	0	0	0	2	1				
2 Ian Stewart, L (1.5) OBP: 0.264, SLG: 0.312										3	0	0	0	1	0	1				
18 Geovany Soto, R (1.2) OBP: 0.228, SLG: 0.289										4	0	0	0	0	1	2				
15 Darwin Barney, R (1.4) OBP: 0.300, SLG: 0.357										2	0	0	0	1	0	0				
27 Casey Coleman, L (7.1)										0	0	0	0	0	0	0				
32 Chris Volstad, R (1.1) OBP: 0.111, SLG: 0.222										2	0	0	0	0	2	2				
Inning Stats	R: 1 E: 0 K: 1 S: 8	H: 2 LOB: 0 BB: 0 P: 11	R: 0 E: 0 K: 1 S: 9	H: 0 LOB: 2 BB: 1 P: 19	R: 0 E: 0 K: 0 S: 9	H: 0 LOB: 0 BB: 0 P: 13	R: 0 E: 0 K: 2 S: 12	H: 0 LOB: 1 BB: 1 P: 22	R: 0 E: 0 K: 1 S: 10	H: 1 LOB: 0 BB: 0 P: 11	R: 0 E: 0 K: 1 S: 14	H: 0 LOB: 0 BB: 0 P: 8	R: 1 E: 0 K: 1 S: 13	H: 2 LOB: 1 BB: 0 P: 18	R: 0 E: 0 K: 1 S: 7	H: 0 LOB: 0 BB: 0 P: 10	1B: 2 2B: 3 HR: 0	SF: 0 SAC: 0 DP: 1 HBP: 1	WP: 0 PB: 0 CS: 0	PA: 34
PITCHER	IP WLS BF H R ER SO BB IBB HBP BLK WP HR S P ERA WHIP																			
18 Shaun Marcum, R (1.1) ERA: 3.07	7.0 W 26 3 1 1 6 2 0 1 0 0 0 0 67 105 1.29 0.714																			
40 Jose Veras, R (8.1) ERA: 7.2	1.0 5 2 1 1 1 0 0 0 0 0 0 13 18 9.00 2.000																			
48 Tim Lillard, R (9.1) ERA: 4.7	1.0 3 0 0 0 1 0 0 0 0 0 0 7 10 0.00 0.000																			

Batter	1	2	3	4	5	6	7	8	9	AB	R	H	RBI	BB	SO	LOB	BOTTOM			
2 Nyjer Morgan, L (1.8) OBP: 0.264, SLG: 0.213										4	1	1	0	1	0	2	Chicago Cubs @ Milwaukee Brewers Miller Park, Milwaukee, WI Sat May 12 2012, 12:07 PM - 3:05 PM CDT Att: 42,339 - Cloudy - 59 F			
20 Jonathan Lucroy, R (1.2) OBP: 0.390, SLG: 0.505										5	1	3	1	0	1					
8 Ryan Braun, R (1.7) OBP: 0.382, SLG: 0.644										4	0	1	0	0	3					
16 Aramis Ramirez, R (1.5) OBP: 0.281, SLG: 0.390										4	1	1	1	0	3					
1 Corey Hart, R (1.9) OBP: 0.326, SLG: 0.530										4	1	1	0	0	1					
40 Jose Veras, R (8.1) ERA: 7.2										0	0	0	0	0	0					
48 Tim Lillard, R (9.1) ERA: 4.7										0	0	0	0	0	0					
45 Travis Ishikawa, L (1.3) OBP: 0.280, SLG: 0.457											3	2	2	0	1	0				
29 Edwin Maysonet, R (1.4) OBP: 0.800, SLG: 1.500										3	1	2	4	1	0	1				
3 Cesar Izturis, S (1.6) OBP: 0.261, SLG: 0.279										4	1	1	0	0	3					
18 Shaun Marcum, R (1.1) OBP: 0.067, SLG: 0.067										3	0	1	0	0	1	1				
7 Norichika Aoki, L (8.8) OBP: 0.289, SLG: 0.317										0	0	0	1	0	0	0				
Inning Stats	R: 1 E: 0 K: 0 S: 7	H: 1 LOB: 0 BB: 0 P: 10	R: 0 E: 0 K: 0 S: 8	H: 1 LOB: 1 BB: 1 P: 15	R: 0 E: 0 K: 1 S: 11	H: 1 LOB: 0 BB: 0 P: 17	R: 0 E: 0 K: 0 S: 7	H: 0 LOB: 0 BB: 0 P: 11	R: 0 E: 0 K: 0 S: 7	H: 1 LOB: 1 BB: 0 P: 9	R: 5 E: 0 K: 0 S: 23	H: 5 LOB: 1 BB: 1 P: 37	R: 0 E: 0 K: 0 S: 14	H: 1 LOB: 1 BB: 0 P: 20	R: 2 E: 0 K: 0 S: 14	H: 3 LOB: 2 BB: 1 P: 26	1B: 7 2B: 5 HR: 1	SF: 0 SAC: 1 DP: 1 HBP: 1	WP: 0 PB: 0 CS: 2	PA: 40
PITCHER	IP WLS BF H R ER SO BB IBB HBP BLK WP HR S P ERA WHIP																			
32 Chris Volstad, R (1.1) ERA: 6.92	6.0 L 28 9 6 6 1 1 0 0 0 0 1 63 99 9.00 1.667																			
27 Casey Coleman, R (7.1) ERA: 9.0	2.0 11 4 2 2 0 1 0 0 0 0 0 28 46 9.00 2.500																			

Batter	1	2	3	4	5	6	7	8	9	AB	R	H	RBI	BB	SO	LOB	TOP							
9 David DeJesus, L (1,9) OBP: 0.371, SLG: 0.387										6	0	2	0	0	3	2	Chicago Cubs @ St. Louis Cardinals Busch Stadium, St. Louis, MO Mon May 14, 2012, 6:10 PM - 9:23 PM CDT Att: 44,276 - Partly Cloudy - 79 F							
1 Tony Campana, L (1,8) OBP: 0.377, SLG: 0.400										5	2	1	0	0	1	2								
13 Starlin Castro, R (1,6) OBP: 0.349, SLG: 0.438										5	1	2	1	0	0	2								
6 Bryan LaHair, L (1,3) OBP: 0.460, SLG: 0.712										4	1	4	2	1	0	0								
12 Alfonso Soriano, R (1,7) OBP: 0.288, SLG: 0.302										4	0	1	1	1	0	2								
48 Rafael Dolis, R (9,1)										0	0	0	0	0	0	0								
2 Ian Stewart, L (1,5) OBP: 0.282, SLG: 0.364										4	1	2	0	1	1	5								
18 Geovany Soto, R (1,2) OBP: 0.257, SLG: 0.311										4	0	2	1	0	1	2								
15 Darwin Barney, R (1,4) OBP: 0.313, SLG: 0.373										2	1	1	0	2	0	1								
46 Ryan Dempster, R (1,1)										3	0	0	0	0	0	5								
5 Reed Johnson, R (7,PH) OBP: 0.278, SLG: 0.408										1	0	0	0	0	1	3								
54 Shawn Camp, R (7,1)										0	0	0	0	0	0	0								
21 Joe Mather, R (9,PH) OBP: 0.356, SLG: 0.462										1	0	0	0	0	0	1								
Inning Stats	R: 0 E: 0 K: 1 S: 9	H: 0 LOB: 0 BB: 0 P: 16	R: 0 E: 0 K: 0 S: 11	H: 3 LOB: 3 BB: 1 P: 18	R: 0 E: 0 K: 1 S: 16	H: 3 LOB: 3 BB: 1 P: 27	R: 0 E: 0 K: 0 S: 9	H: 1 LOB: 1 BB: 0 P: 15	R: 4 E: 0 K: 0 S: 20	H: 5 LOB: 1 BB: 0 P: 31	R: 0 E: 0 K: 1 S: 8	H: 0 LOB: 0 BB: 0 P: 12	R: 0 E: 0 K: 2 S: 10	H: 1 LOB: 3 BB: 2 P: 23	R: 1 E: 0 K: 0 S: 15	H: 2 LOB: 2 BB: 1 P: 28	R: 1 E: 2 K: 2 S: 11	H: 0 LOB: 1 BB: 0 P: 18	1B: 12 2B: 2 3B: 0 HR: 1	SF: 0 SAC: 2 DP: 2 HBP: 1	WP: 0 PB: 0 SB: 2 CS: 1	PA: 47		
PITCHER	IP WLS BF H R ER SO BB IBB HBP BLK WP HR S P ERA WHIP	5.0 235	1.0 3 0 0 0 1 0 0 0 0 0 0 0 8 12 0.00 0.000	1.0 6 1 0 0 2 0 2 0 0 0 0 0 10 23 0.00 1.000	2.0 L 11 2 2 1 2 0 1 1 0 0 0 26 46 4.50 1.000																			

AB	39
R	6
H	15
RBI	5
BB	5
SO	7
LOB	25



Batter	1	2	3	4	5	6	7	8	9	AB	R	H	RBI	BB	SO	LOB	BOTTOM							
15 Rafael Furcal, S (1,6) OBP: 0.432, SLG: 0.500										5	0	0	0	0	2	0	Chicago Cubs @ St. Louis Cardinals Busch Stadium, St. Louis, MO Mon May 14, 2012, 6:10 PM - 9:23 PM CDT Att: 44,276 - Partly Cloudy - 79 F							
19 Jon Jay, L (1,8) OBP: 0.395, SLG: 0.438										4	1	1	0	0	0	0								
7 Matt Holliday, R (1,7) OBP: 0.331, SLG: 0.440										4	1	1	0	0	2	0								
21 Allen Craig, R (1,9) OBP: 0.420, SLG: 0.814										4	0	2	0	0	1	2								
12 Lance Berkman, S (1,3) OBP: 0.462, SLG: 0.500										4	1	2	1	0	0	2								
23 David Freese, R (1,5) OBP: 0.353, SLG: 0.500										3	0	0	0	1	0	3								
4 Yadier Molina, R (1,2) OBP: 0.349, SLG: 0.513										4	1	2	2	0	0	2								
55 Skip Schumaker, L (1,4) OBP: 0.400, SLG: 0.425										4	0	2	1	0	1	0								
35 Jake Westbrook, R (1,1) OBP: 0.290, SLG: 0.141										1	0	0	0	0	1	3								
33 Daniel Descalso, L (5,PH) OBP: 0.311, SLG: 0.395										1	0	0	0	0	0	0								
52 Eduardo Sanchez, R (8,1)										0	0	0	0	0	0	0								
13 Matt Carpenter, L (6,PH) OBP: 0.341, SLG: 0.350										0	0	0	0	0	1	1								
66 Victor Marte, R (7,1)										0	0	0	0	0	0	0								
41 Mitchell Boggs, R (8,1) OBP: 0.403, SLG: 0.460										0	0	0	0	0	0	0								
3 Carlos Beltran, S (9,PH)										1	0	0	0	0	0	0								
Inning Stats	R: 0 E: 0 K: 0 S: 8	H: 0 LOB: 0 BB: 0 P: 13	R: 0 E: 0 K: 1 S: 17	H: 3 LOB: 3 BB: 0 P: 27	R: 0 E: 0 K: 1 S: 7	H: 1 LOB: 1 BB: 0 P: 11	R: 0 E: 0 K: 1 S: 6	H: 0 LOB: 0 BB: 0 P: 8	R: 4 E: 0 K: 1 S: 19	H: 5 LOB: 1 BB: 1 P: 27	R: 0 E: 0 K: 1 S: 6	H: 0 LOB: 0 BB: 0 P: 6	R: 0 E: 0 K: 0 S: 10	H: 1 LOB: 1 BB: 0 P: 15	R: 0 E: 0 K: 2 S: 8	H: 0 LOB: 0 BB: 0 P: 9	1B: 7 2B: 3 3B: 0 HR: 0	SF: 0 SAC: 0 DP: 0 HBP: 0	WP: 0 PB: 0 SB: 0 CS: 0	PA: 37				
PITCHER	IP WLS BF H R ER SO BB IBB HBP BLK WP HR S P ERA WHIP	6.0 174	2.0 W 7 1 0 0 1 0 0 0 0 0 0 16 21 0.00 0.500	1.0 S 3 0 0 0 2 0 0 0 0 0 0 8 9 0.00 0.000																				

AB	36
R	4
H	10
RBI	4
BB	1
SO	8
LOB	13



Batter	1	2	3	4	5	6	7	8	9	AB	R	H	RBI	BB	SO	LOB	TOP							
11 Jimmy Rollins, S OBP: 0.290, SLG: 0.290										4	3	1	0	2	1	1								
10 Juan Pierre, L OBP: 0.356, SLG: 0.380										5	1	2	0	0	0	3								
15 John Mayberry Jr., R OBP: 0.235, SLG: 0.319										0	0	0	0	0	0	0								
8 Shane Victorino, S OBP: 0.301, SLG: 0.394										3	0	0	1	2	1	4								
3 Hunter Pence, R OBP: 0.301, SLG: 0.487										5	2	2	2	0	1	4								
51 Carlos Ruiz, R OBP: 0.405, SLG: 0.619										5	0	4	3	0	0	2								
24 Ty Wigington, R OBP: 0.348, SLG: 0.351										4	0	0	0	1	3	4								
29 Hector Luna, R OBP: 0.333, SLG: 0.833										5	0	1	0	0	0	4								
13 Freddy Galvis, S OBP: 0.270, SLG: 0.367										5	0	1	0	0	0	1								
34 Roy Halladay, R OBP: 0.208, SLG: 0.208										4	2	2	0	0	1	2								
18 Mike Fontenot, L OBP: 0.750, SLG: 0.967										1	0	1	0	0	0	0								
63 Jake Diekman, R OBP: 0.333, SLG: 0.276										0	0	0	0	0	0	0								
58 Jonathan Papelbon, R OBP: 0.333, SLG: 0.276										0	0	0	0	0	0	0								
Inning Stats	R: 1 E: 0 K: 1 S: 14	H: 2 LOB: 3 BB: 2 P: 28	R: 3 E: 0 K: 1 S: 18	H: 4 LOB: 2 BB: 1 P: 30	R: 0 E: 0 K: 1 S: 7	H: 0 LOB: 0 BB: 0 P: 14	R: 0 E: 0 K: 0 S: 7	H: 0 LOB: 0 BB: 0 P: 11	R: 1 E: 0 K: 0 S: 13	H: 3 LOB: 2 BB: 0 P: 22	R: 0 E: 0 K: 1 S: 9	H: 1 LOB: 0 BB: 1 P: 17	R: 0 E: 0 K: 1 S: 7	H: 1 LOB: 0 BB: 0 P: 10	R: 3 E: 1 K: 2 S: 23	H: 2 LOB: 1 BB: 1 P: 40	R: 0 E: 0 K: 0 S: 12	H: 1 LOB: 1 BB: 0 P: 17	1B: 12 2B: 2 3B: 0 HR: 0	SF: 0 SAC: 0 DP: 1 HBP: 0	WP: 1 PB: 1 SB: 2 CS: 0	PA: 46		
PITCHER	IP WLS BF H R ER SO BB IBB HBP BLK WP HR S P ERA WHIP	IP WLS BF H R ER SO BB IBB HBP BLK WP HR S P ERA WHIP	IP WLS BF H R ER SO BB IBB HBP BLK WP HR S P ERA WHIP	IP WLS BF H R ER SO BB IBB HBP BLK WP HR S P ERA WHIP	IP WLS BF H R ER SO BB IBB HBP BLK WP HR S P ERA WHIP	IP WLS BF H R ER SO BB IBB HBP BLK WP HR S P ERA WHIP	IP WLS BF H R ER SO BB IBB HBP BLK WP HR S P ERA WHIP	IP WLS BF H R ER SO BB IBB HBP BLK WP HR S P ERA WHIP	IP WLS BF H R ER SO BB IBB HBP BLK WP HR S P ERA WHIP	IP WLS BF H R ER SO BB IBB HBP BLK WP HR S P ERA WHIP	IP WLS BF H R ER SO BB IBB HBP BLK WP HR S P ERA WHIP	IP WLS BF H R ER SO BB IBB HBP BLK WP HR S P ERA WHIP	IP WLS BF H R ER SO BB IBB HBP BLK WP HR S P ERA WHIP	IP WLS BF H R ER SO BB IBB HBP BLK WP HR S P ERA WHIP	IP WLS BF H R ER SO BB IBB HBP BLK WP HR S P ERA WHIP	IP WLS BF H R ER SO BB IBB HBP BLK WP HR S P ERA WHIP	IP WLS BF H R ER SO BB IBB HBP BLK WP HR S P ERA WHIP	IP WLS BF H R ER SO BB IBB HBP BLK WP HR S P ERA WHIP	IP WLS BF H R ER SO BB IBB HBP BLK WP HR S P ERA WHIP	IP WLS BF H R ER SO BB IBB HBP BLK WP HR S P ERA WHIP	IP WLS BF H R ER SO BB IBB HBP BLK WP HR S P ERA WHIP	IP WLS BF H R ER SO BB IBB HBP BLK WP HR S P ERA WHIP	IP WLS BF H R ER SO BB IBB HBP BLK WP HR S P ERA WHIP	IP WLS BF H R ER SO BB IBB HBP BLK WP HR S P ERA WHIP

Philadelphia Phillies @ Chicago Cubs
Wrigley Field, Chicago, IL
Thu May 17 2012, 7:08 PM - 10:13 PM CDT
Att: 37,986 - Partly Cloudy - 63 F

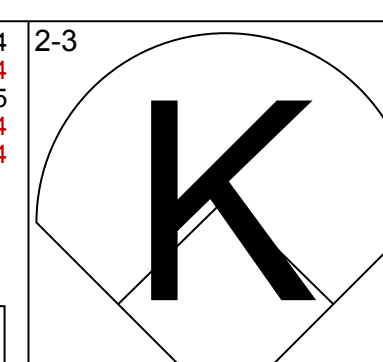
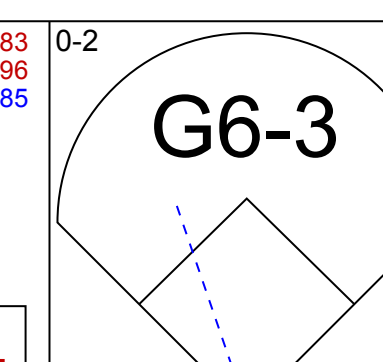
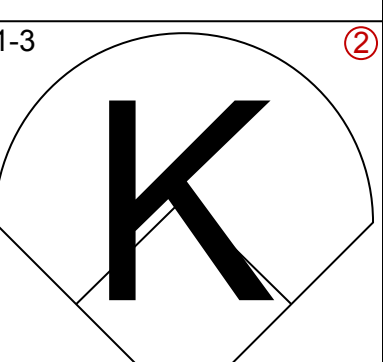
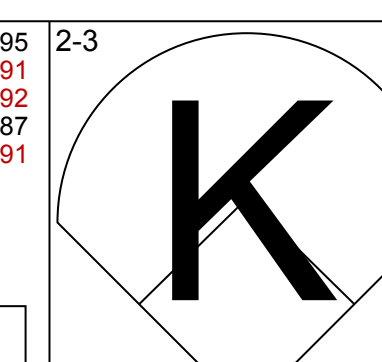
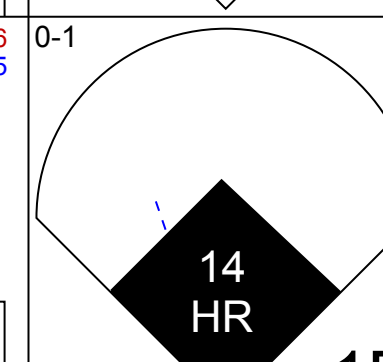
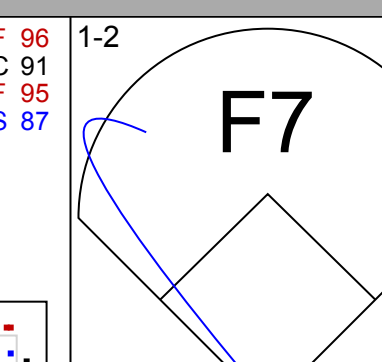
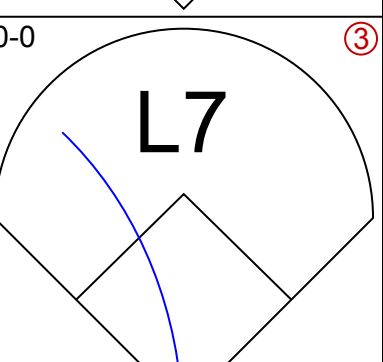
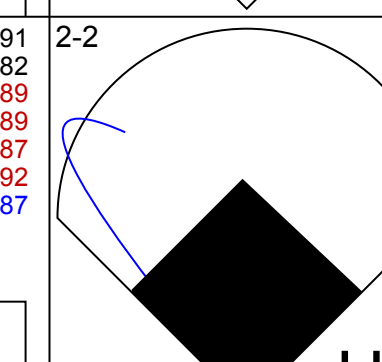
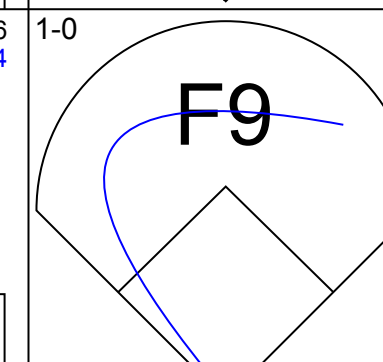
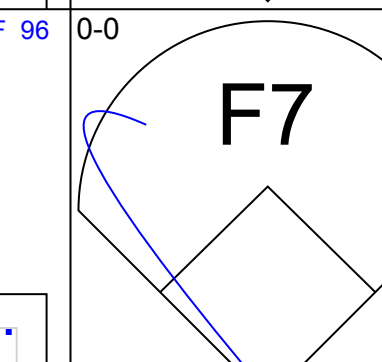
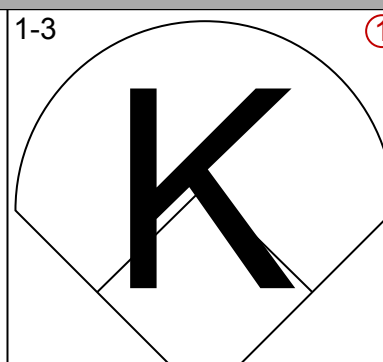
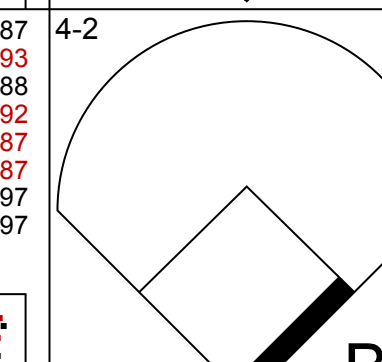
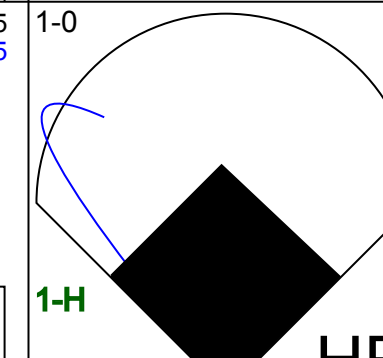
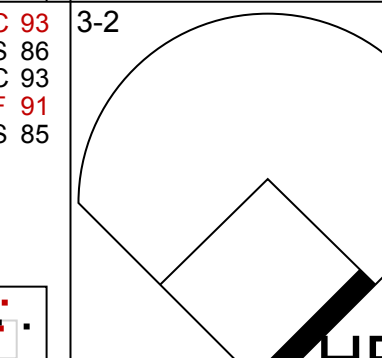
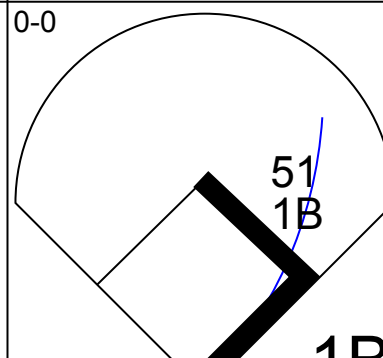
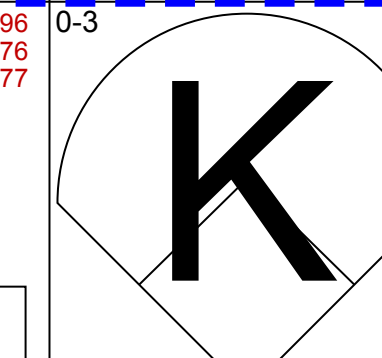
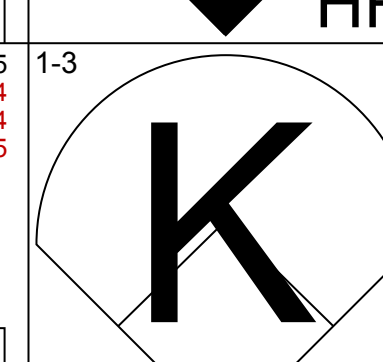
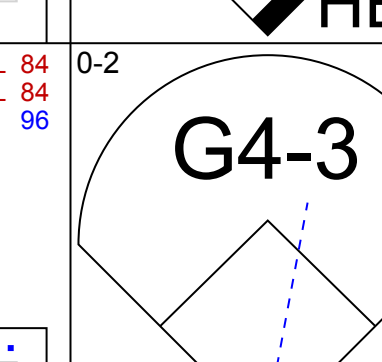
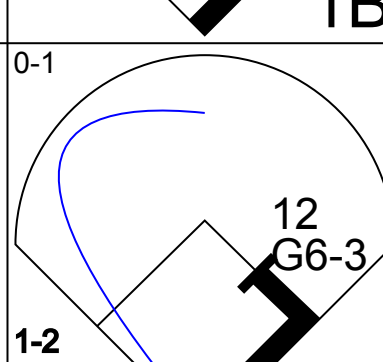
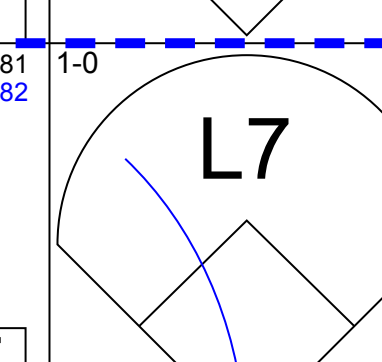
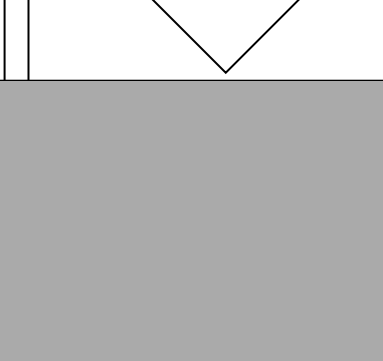
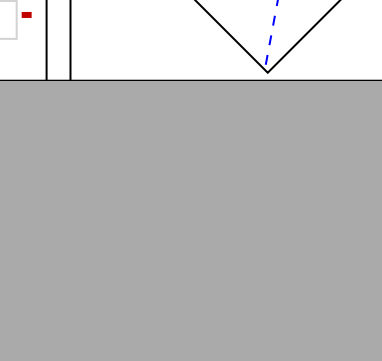
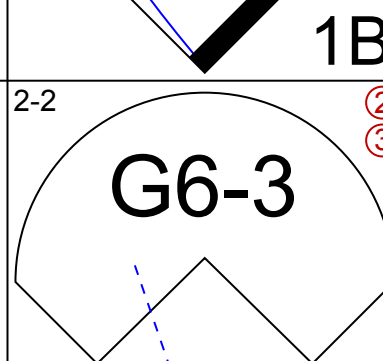
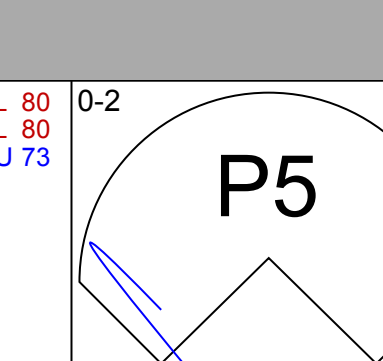


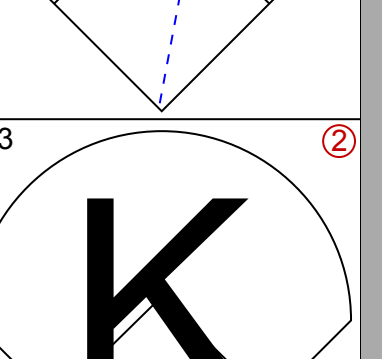
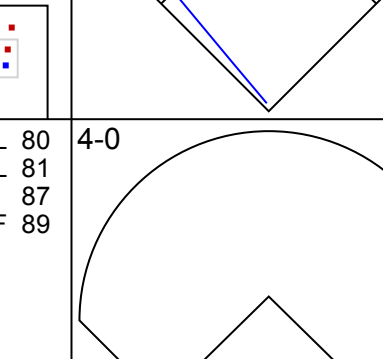
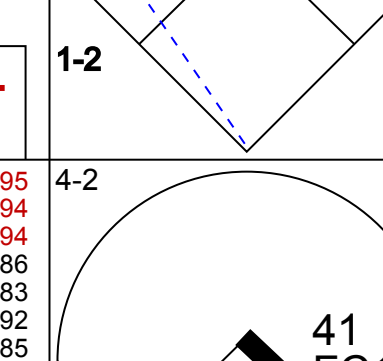

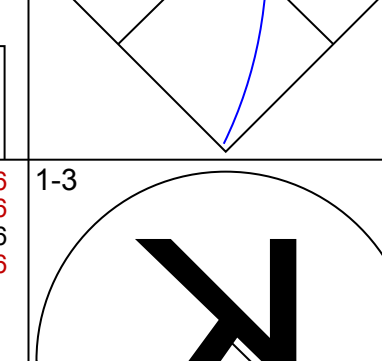
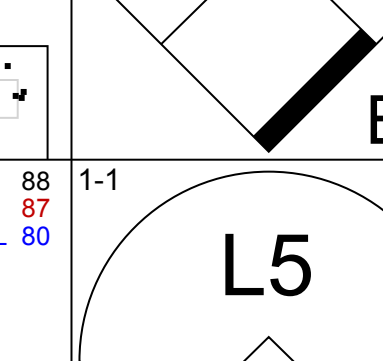
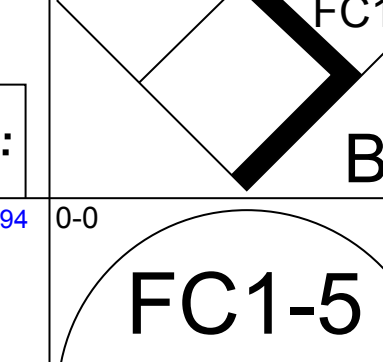
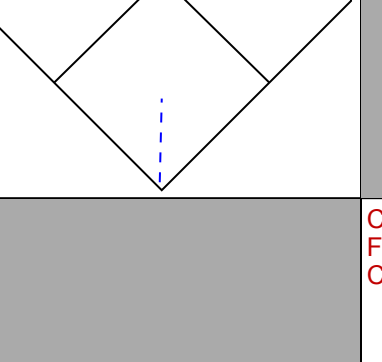
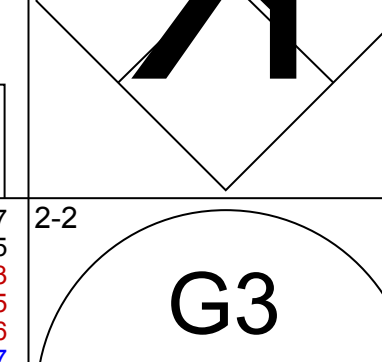
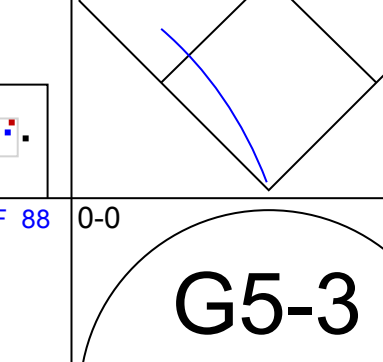
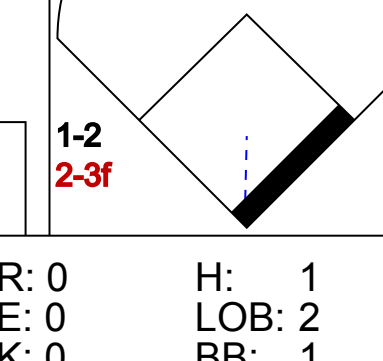
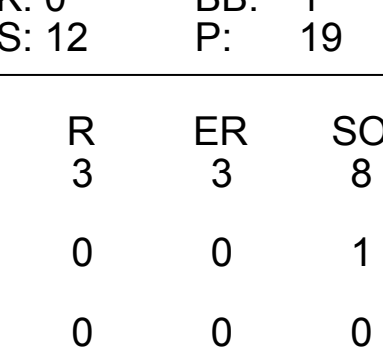
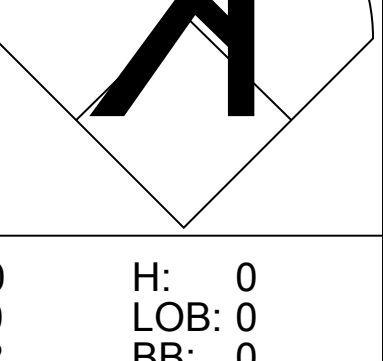
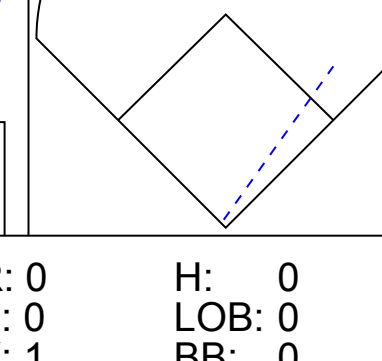
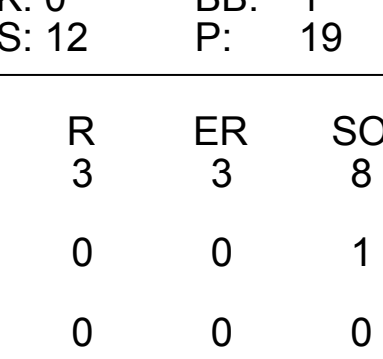
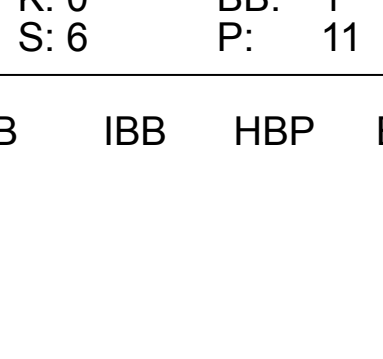
AB	41
R	8
H	14
RBI	6
BB	5
SO	7
LOB	25



Batter	1	2	3	4	5	6	7	8	9	AB	R	H	RBI	BB	SO	LOB	BOTTOM								
9 David DeJesus, L OBP: 0.368, SLG: 0.397										4	1	2	0	0	1	1									
1 Tony Campana, L OBP: 0.355, SLG: 0.370										2	1	0	0	1	1	1									
13 Starlin Castro, R OBP: 0.335, SLG: 0.439										3	1	1	2	0	0	1									
6 Bryan LaHair, L OBP: 0.430, SLG: 0.678										3	0	0	0	0	0	0									
3 Jeff Baker, R OBP: 0.333, SLG: 0.276										0	1	0	0	1	0	0									
12 Alfonso Soriano, R OBP: 0.296, SLG: 0.365										3	0	1	0	0	0	0									
43 Michael Bowden, R OBP: 0.340, SLG: 0.439										0	0	0	0	0	0	0									
21 Joe Mather, R OBP: 0.340, SLG: 0.439										1	0	0	0	0	0	2									
2 Ian Stewart, L OBP: 0.282, SLG: 0.352										3	1	1	0	0	0	1									
53 Wellington Castillo, R OBP: 0.269, SLG: 0.417										4	2	2	4	0	1	1									
15 Darwin Barney, R OBP: 0.324, SLG: 0.388										4	0	2	1	0	0	0									
32 Chris Volstad, R OBP: 0.296, SLG: 0.365										3	0	1	0	0	0	0									
27 Casey Coleman, L OBP: 0.322, SLG: 0.167										0	0	0	0	0	0	0									
45 Adrian Cardenas, L OBP: 0.083, SLG: 0.167										1	0	0	0	0	0	1									
50 Blake Parker, R OBP: 0.333, SLG: 0.276										0	0	0	0	0	0	0									
5 Reed Johnson, R OBP: 0.281, SLG: 0.404										2	0	0	0	0	0	1									
Inning Stats	R: 1 E: 0 K: 0 S: 9	H: 1 LOB: 0 BB: 0 P: 11	R: 0 E: 0 K: 0 S: 4	H: 1 LOB: 0 BB: 0 P: 5	R: 0 E: 0 K: 1 S: 8	H: 1 LOB: 0 BB: 0 P: 11	R: 0 E: 0 K: 1 S: 9	H: 0 LOB: 0 BB: 0 P: 14	R: 0 E: 0 K: 1 S: 9	H: 0 LOB: 0 BB: 0 P: 14	R: 0 E: 0 K: 1 S: 9	H: 1 LOB: 1 BB: 0 P: 10	R: 1 E: 0 K: 0 S: 10	H: 2 LOB: 0 BB: 0 P: 17	R: 1 E: 0 K: 0 S: 11	H: 1 LOB: 0 BB: 0 P: 17	R: 4 E: 0 K: 0 S: 16	H: 2 LOB: 1 BB: 2 P: 32	1B: 5 2B: 2 3B: 0 HR: 2	SF: 1 SAC: 1 DP: 2 HBP: 1	WP: 0 PB: 0 SB: 0 CS: 1	PA: 37			
PITCHER	IP WLS BF H R ER SO BB IBB HBP BLK WP HR S P ERA WHIP	IP WLS BF H R ER SO BB IBB HBP BLK WP HR S P ERA WHIP	IP WLS BF H R ER SO BB IBB HBP BLK WP HR S P ERA WHIP	IP WLS BF H R ER SO BB IBB HBP BLK WP HR S P ERA WHIP	IP WLS BF H R ER SO BB IBB HBP BLK WP HR S P ERA WHIP	IP WLS BF H R ER SO BB IBB HBP BLK WP HR S P ERA WHIP	IP WLS BF H R ER SO BB IBB HBP BLK WP HR S P ERA WHIP	IP WLS BF H R ER SO BB IBB HBP BLK WP HR S P ERA WHIP	IP WLS BF H R ER SO BB IBB HBP BLK WP HR S P ERA WHIP	IP WLS BF H R ER SO BB IBB HBP BLK WP HR S P ERA WHIP	IP WLS BF H R ER SO BB IBB HBP BLK WP HR S P ERA WHIP	IP WLS BF H R ER SO BB IBB HBP BLK WP HR S P ERA WHIP	IP WLS BF H R ER SO BB IBB HBP BLK WP HR S P ERA WHIP	IP WLS BF H R ER SO BB IBB HBP BLK WP HR S P ERA WHIP	IP WLS BF H R ER SO BB IBB HBP BLK WP HR S P ERA WHIP	IP WLS BF H R ER SO BB IBB HBP BLK WP HR S P ERA WHIP	IP WLS BF H R ER SO BB IBB HBP BLK WP HR S P ERA WHIP	IP WLS BF H R ER SO BB IBB HBP BLK WP HR S P ERA WHIP	IP WLS BF H R ER SO BB IBB HBP BLK WP HR S P ERA WHIP	IP WLS BF H R ER SO BB IBB HBP BLK WP HR S P ERA WHIP	IP WLS BF H R ER SO BB IBB HBP BLK WP HR S P ERA WHIP	IP WLS BF H R ER SO BB IBB HBP BLK WP HR S P ERA WHIP	IP WLS BF H R ER SO BB IBB HBP BLK WP HR S P ERA WHIP	IP WLS BF H R ER SO BB IBB HBP BLK WP HR S P ERA WHIP	IP WLS BF H R ER SO BB IBB HBP BLK WP HR S P ERA WHIP

Philadelphia Phillies @ Chicago Cubs
Wrigley Field, Chicago, IL
Thu May 17 2012, 7:08 PM - 10:13 PM CDT
Att: 37,986 - Partly Cloudy - 63 F

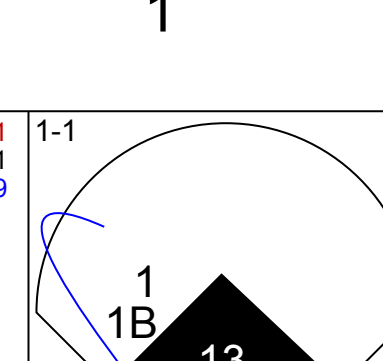
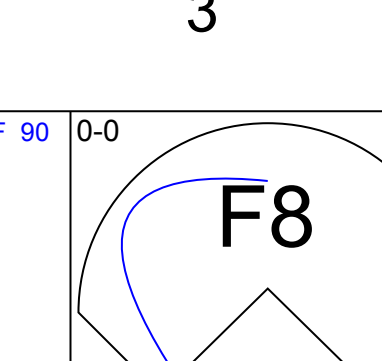
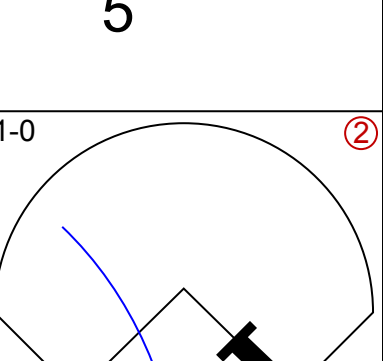
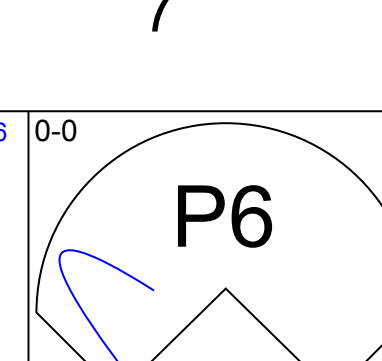
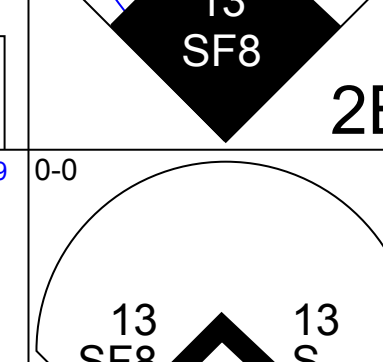
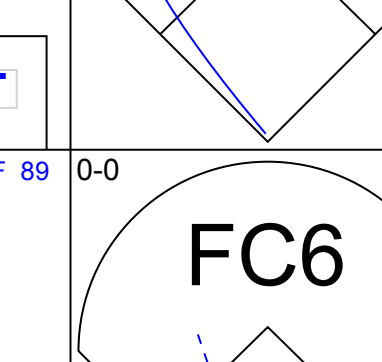
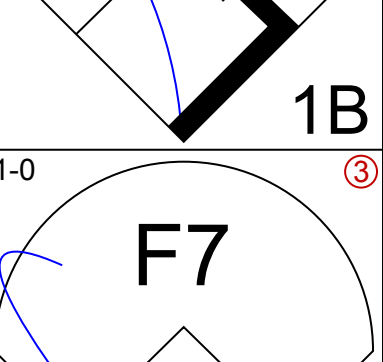
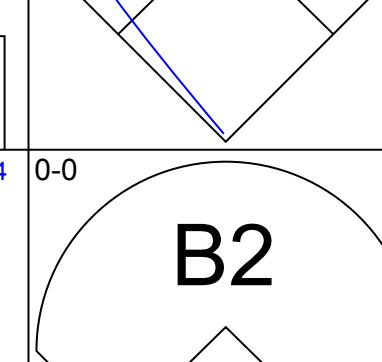
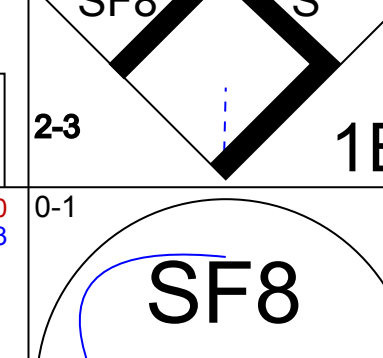
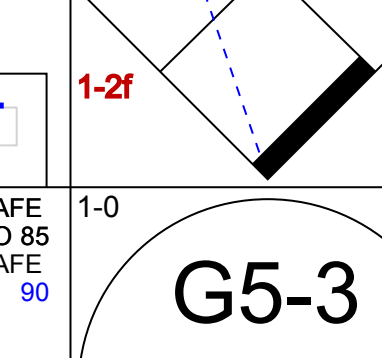
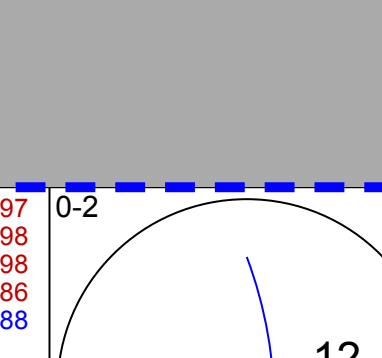
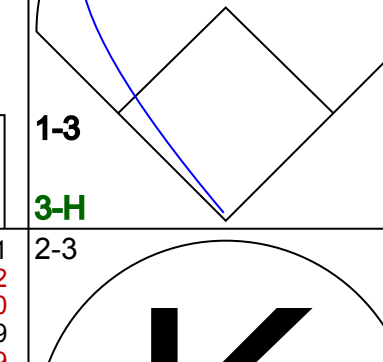
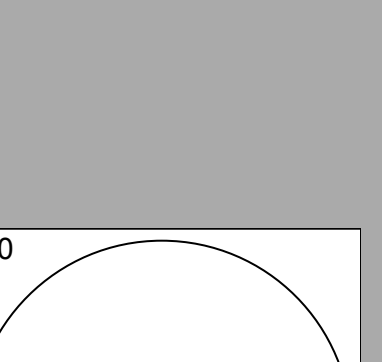
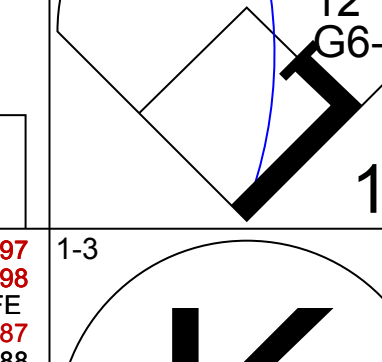
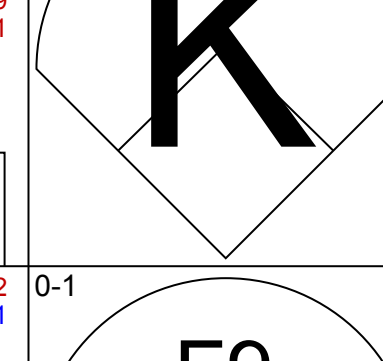
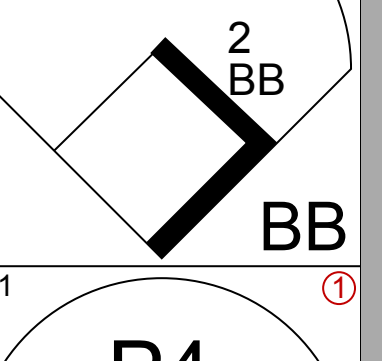
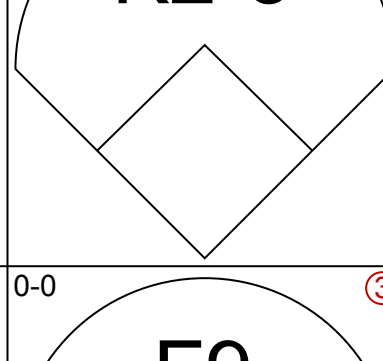
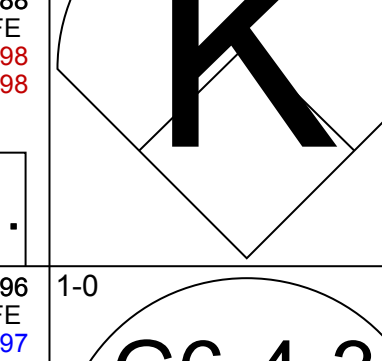
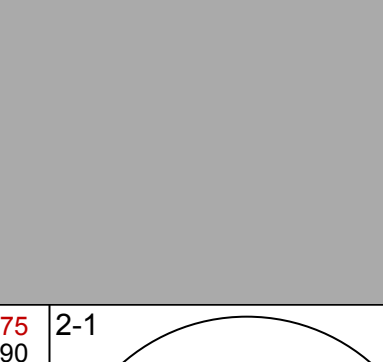
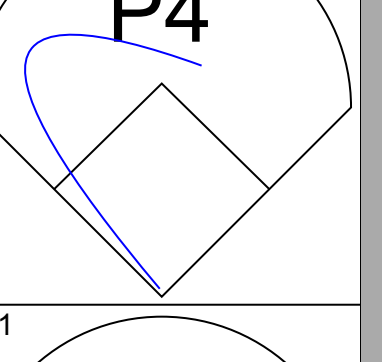
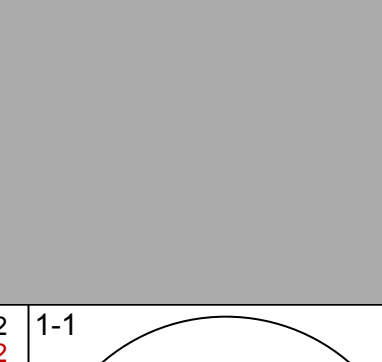
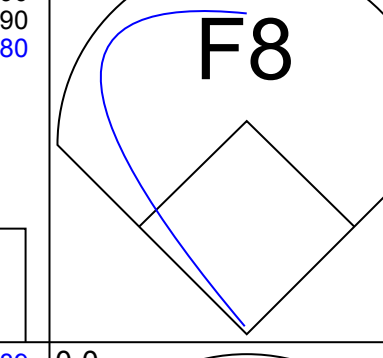
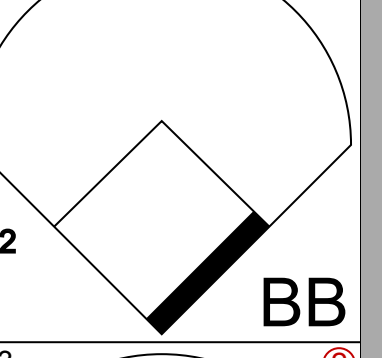
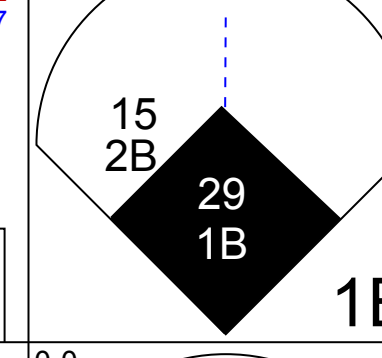
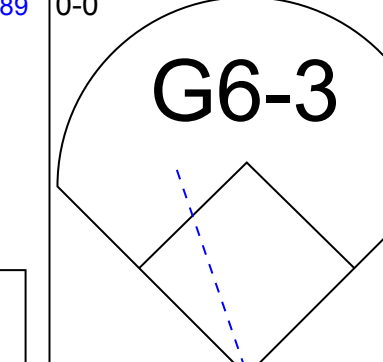

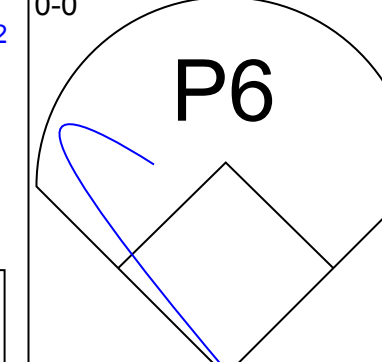


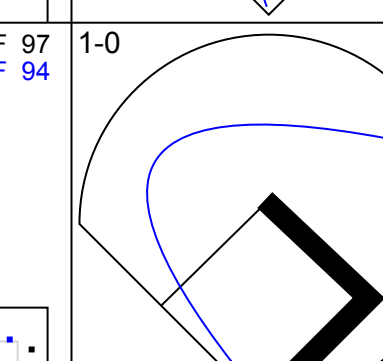
AB	31
R	7

Batter	1	2	3	4	5	6	7	8	9	AB	R	H	RBI	BB	SO	LOB	TOP			
30 Alejandro De Aza, L (1.8) OBP: 0.360, SLG: 0.424										4	0	0	0	0	3	2				
15 Gordon Beckham, R (1.4) OBP: 0.276, SLG: 0.333										4	2	2	1	0	0	0				
44 Adam Dunn, L (1.7) OBP: 0.372, SLG: 0.560 (3.3)										3	0	0	0	1	1	1				
14 Paul Konerko, R (1.3) OBP: 0.453, SLG: 0.604 (3, PR)										1	1	1	2	0	0	0				
24 Dayan Viciedo, R (3.7) OBP: 0.296, SLG: 0.498										2	0	1	0	0	1	1				
43 Addison Reed, L (9.1)										0	0	0	0	0	0	0				
51 Alex Rios, R (1.9) OBP: 0.292, SLG: 0.371										4	0	1	0	0	0	2				
12 A.J. Pierzynski, L (1.2) OBP: 0.336, SLG: 0.458										3	0	0	0	1	1	1				
10 Alexei Ramirez, R (1.6) OBP: 0.230, SLG: 0.263										3	0	0	0	1	1	1				
38 Eduardo Escobar, S (1.5) OBP: 0.225, SLG: 0.243										3	0	0	0	0	1	2				
41 Philip Humber, R (1.1)										0	0	0	0	0	0	0				
37 Matt Thornton, L (7.1)										0	0	0	0	0	0	0				
65 Nate Jones, R (8.1)										0	0	0	0	0	0	0				
18 Brent Lillibridge, R (9.7) OBP: 0.220, SLG: 0.162 (9.7)										1	0	0	0	0	0	1				
Inning Stats	R: 2 E: 0 K: 2 S: 10	H: 2 LOB: 0 BB: 0 P: 15	R: 0 E: 0 K: 0 S: 12	H: 1 LOB: 2 BB: 1 P: 19	R: 0 E: 0 K: 0 S: 9	H: 0 LOB: 0 BB: 0 P: 13	R: 0 E: 0 K: 1 S: 7	H: 0 LOB: 0 BB: 0 P: 9	R: 0 E: 0 K: 2 S: 11	H: 2 LOB: 1 BB: 0 P: 14	R: 0 E: 0 K: 1 S: 10	H: 0 LOB: 0 BB: 0 P: 15	R: 1 E: 0 K: 2 S: 16	H: 1 LOB: 1 BB: 1 P: 25	R: 0 E: 0 K: 0 S: 6	H: 0 LOB: 1 BB: 1 P: 11	1B: 4 2B: 0 3B: 0 HR: 2	SF: 0 SAC: 0 DP: 1 HBP: 1	WP: 0 PB: 0 SB: 0 CS: 0	PA: 36
PITCHER	IP WLS BF H R ER SO BB IBB HBP BLK WP HR S P ERA WHIP	7.1 L 30 6 3 3 8 2 0 1 0 0 2 78 113 3.68 1.091	0.1 1 0 0 0 1 0 0 0 0 0 0 0 3 3 0.00 0.000	1.1 5 0 0 0 0 1 0 0 0 0 0 0 7 13 0.00 0.750																

Chicago White Sox @ Chicago Cubs
Wrigley Field, Chicago, IL
Fri May 18 2012, 1:25 PM - 3:59 PM CDT
Att: 34,937 - Sunny - 76 F

AB 32
R 3
H 6
RBI 3
BB 3
SO 9
LOB 13



Batter	1	2	3	4	5	6	7	8	9	AB	R	H	RBI	BB	SO	LOB	BOTTOM					
9 David DeJesus, L (1.9) OBP: 0.371, SLG: 0.407										4	1	2	0	0	0	3						
1 Tony Campana, L (1.8) OBP: 0.354, SLG: 0.364										4	0	1	0	0	0	3						
13 Starlin Castro, R (1.6) OBP: 0.333, SLG: 0.437										3	0	1	1	0	0	1						
6 Bryan LaHair, L (1.3) OBP: 0.424, SLG: 0.661										3	0	0	0	1	3	2						
12 Alfonso Soriano, R (1.7) OBP: 0.288, SLG: 0.354										4	0	0	0	0	0	3						
2 Ian Stewart, L (1.5) OBP: 0.288, SLG: 0.351										3	1	1	0	1	0	0						
53 Wellington Castillo, R (1.2) 47 Blake Lalli, L (9.2)										3	0	0	0	0	1	3						
15 Darwin Barney, R (1.4) OBP: 0.329, SLG: 0.406										4	0	2	0	0	0	2						
29 Jeff Samardzija, R (1.1) OBP: 0.125, SLG: 0.067 (8.1)										3	0	1	1	0	0	0						
34 Kerry Wood, R (8.1)										0	0	0	0	0	0	0						
40 James Russell, L (8.1)										0	0	0	0	0	0	0						
5 Reed Johnson, R (9.7) OBP: 0.276, SLG: 0.396										1	0	0	0	0	1	1						
Inning Stats	R: 1 E: 0 K: 1 S: 11	H: 2 LOB: 1 BB: 0 P: 14	R: 0 E: 0 K: 0 S: 6	H: 0 LOB: 0 BB: 0 P: 9	R: 0 E: 1 K: 0 S: 5	H: 0 LOB: 1 BB: 0 P: 6	R: 0 E: 0 K: 1 S: 10	H: 0 LOB: 2 BB: 2 P: 19	R: 0 E: 0 K: 0 S: 3	H: 0 LOB: 0 BB: 0 P: 5	R: 0 E: 0 K: 1 S: 6	H: 0 LOB: 0 BB: 0 P: 7	R: 1 E: 0 K: 0 S: 7	H: 3 LOB: 2 BB: 0 P: 9	R: 0 E: 0 K: 1 S: 11	H: 1 LOB: 0 BB: 0 P: 13	R: 0 E: 0 K: 1 S: 9	H: 1 LOB: 1 BB: 0 P: 11	1B: 5 2B: 3 3B: 0 HR: 0	SF: 1 SAC: 0 DP: 1 HBP: 0	WP: 0 PB: 0 SB: 1 CS: 0	PA: 36
PITCHER	IP WLS BF H R ER SO BB IBB HBP BLK WP HR S P ERA WHIP	6.1 W 3 1 0 0 0 2 0 0 0 0 0 45 66 0.00 1.105	0.2 H 3 1 0 0 1 0 0 0 0 0 0 11 13 0.00 1.000	1.0 S 4 1 0 0 1 0 0 0 0 0 0 9 11 0.00 1.000																		

Chicago White Sox @ Chicago Cubs
Wrigley Field, Chicago, IL
Fri May 18 2012, 1:25 PM - 3:59 PM CDT
Att: 34,937 - Sunny - 76 F

AB 33
R 2
H 8
RBI 2
BB 2
SO 5
LOB 18



Batter	1	2	3	4	5	6	7	8	9	AB	R	H	RBI	BB	SO	LOB	TOP			
30 Alejandro De Aza, L (1.8) OBP: 0.367, SLG: 0.428 53 Héctor Santiago, R (8.1) 48 Zach Stewart, R (9.1)										4	1	2	1	1	1	0				
15 Gordon Beckham, R (1.4) OBP: 0.276, SLG: 0.325										5	0	1	0	0	2	4				
44 Adam Dunn, L (1.3) OBP: 0.390, SLG: 0.585										1	2	1	1	4	0	0				
24 Dayan Viedro, R (1.7) OBP: 0.271, SLG: 0.432										5	1	2	3	0	0	3				
12 A.J. Pierzynski, L (1.2) OBP: 0.338, SLG: 0.485										5	2	2	1	0	2	2				
51 Alex Rios, R (1.9) OBP: 0.327, SLG: 0.363										3	1	0	0	1	0	2				
10 Alexei Ramirez, R (1.6) OBP: 0.236, SLG: 0.269										4	0	2	1	0	0	0				
38 Eduardo Escobar, S (1.5) OBP: 0.205, SLG: 0.220										4	0	0	0	0	2	3				
50 John Danks, L (1.1) 65 Nate Jones, R (7.1) 18 Brent Lillibridge, R (8. PH) OBP: 0.214, SLG: 0.158										3	0	0	0	0	0	0				
Inning Stats	R: 1 E: 0 K: 1 S: 12	H: 2 LOB: 2 BB: 1 P: 24	R: 0 E: 0 K: 1 S: 8	H: 0 LOB: 0 BB: 0 P: 10	R: 3 E: 0 K: 0 S: 10	H: 2 LOB: 0 BB: 1 P: 18	R: 0 E: 0 K: 1 S: 8	H: 0 LOB: 0 BB: 1 P: 11	R: 0 E: 0 K: 0 S: 10	H: 2 LOB: 1 BB: 1 P: 17	R: 0 E: 0 K: 2 S: 15	H: 0 LOB: 0 BB: 0 P: 21	R: 3 E: 1 K: 2 S: 16	H: 3 LOB: 3 BB: 2 P: 29	R: 0 E: 0 K: 1 S: 6	H: 0 LOB: 0 BB: 1 P: 15	1B: 6 2B: 1 3B: 0 HR: 3	SF: 0 SAC: 0 DP: 2 HBP: 0	WP: 0 PB: 0 SB: 1 CS: 1	PA: 41
PITCHER	IP WLS BF H R ER SO BB IBB HBP BLK WP HR S P ERA WHIP	6.0 L 26 7 4 4 3 3 0 0 0 0 2 55 90 6.00 1.667	1.0 3 0 0 0 2 0 0 0 0 0 0 15 21 0.00 0.000	0.1 6 3 3 2 0 0 1 0 0 0 0 4 5 0.00 0.000	0.1 2 0 0 0 1 1 0 0 0 0 0 3 7 0.00 3.000	PITCHER	IP WLS BF H R ER SO BB IBB HBP BLK WP HR S P ERA WHIP	1.0 3 3 0 0 0 1 1 0 0 0 0 0 0 15 15 0.00 1.000	27 Casey Coleman, R (9.1) ERA: 3.86	6.0 L 26 7 4 4 3 3 0 0 0 0 2 55 90 6.00 1.667	1.0 3 0 0 0 2 0 0 0 0 0 0 15 21 0.00 0.000	0.1 6 3 3 2 0 0 1 0 0 0 0 4 5 0.00 0.000	0.1 2 0 0 0 1 1 0 0 0 0 0 3 7 0.00 3.000	0.00 1.000						

Chicago White Sox @ Chicago Cubs
Wrigley Field, Chicago, IL
Sat May 19 2012, 6:19 PM - 9:10 PM CDT
Att: 40,228 - Partly Cloudy - 81 F

AB	35
R	7
H	10
RBI	7
BB	6
SO	8
LOB	17



Chicago White Sox @ Chicago Cubs
Wrigley Field, Chicago, IL
Sat May 19 2012, 6:19 PM - 9:10 PM CDT
Att: 40,228 - Partly Cloudy - 81 F

AB	34
R	4
H	9
RBI	4
BB	1
SO	5
LOB	12



Batter	1	2	3	4	5	6	7	8	9	AB	R	H	RBI	BB	SO	LOB	TOP					
9 David DeJesus, L (1,9) OBP: 0.364, SLG: 0.392										4	0	1	0	0	1	1	Chicago Cubs @ Houston Astros Minute Maid Park, Houston, TX Tue May 22 2012, 7:08 PM - 9:53 PM CDT Att: 20,091 - Roof Closed - 73 F					
5 Read Johnson, R (1,8) OBP: 0.299, SLG: 0.393										3	0	1	0	1	1	1						
1 Tony Campana, L (8, FR) OBP: 0.359, SLG: 0.353										4	0	0	0	0	4	4						
13 Starlin Castro, R (1,6) OBP: 0.319, SLG: 0.411										4	1	1	1	0	2	3						
12 Alfonso Soriano, R (1,7) OBP: 0.299, SLG: 0.403										3	0	1	0	1	1	0						
21 Joe Mather, R (1,5) OBP: 0.362, SLG: 0.500										3	0	1	0	1	1	0						
3 Jeff Baker, R (1,3) OBP: 0.311, SLG: 0.263										3	0	1	0	0	1	2						
54 Shawn Camp, R (6,1)										0	0	0	0	0	0	0						
40 James Russell, L (7,1)										0	0	0	0	0	0	0						
45 Adrian Cardenas, L (8, PH) OBP: 0.150, SLG: 0.300										4	0	0	0	0	0	2						
15 Darwin Barney, R (1,4) OBP: 0.314, SLG: 0.385										4	0	0	0	0	0	2						
47 Blake Lalli, L (1,2) OBP: 0.167, SLG: 0.167										3	0	0	0	0	1	1						
37 Travis Wood, R (1,1) OBP: 0.750, SLG: 1.250										3	0	0	0	0	1	1						
6 Bryan LaHair, L (6,3) OBP: 0.411, SLG: 0.617										2	0	1	0	0	0	0						
Inning Stats	R: 0 E: 0 K: 2 S: 13	H: 1 LOB: 1 BB: 0 P: 17	R: 0 E: 0 K: 0 S: 14	H: 1 LOB: 0 BB: 0 P: 18	R: 0 E: 0 K: 1 S: 10	H: 1 LOB: 2 BB: 1 P: 21	R: 1 E: 0 K: 1 S: 15	H: 2 LOB: 1 BB: 0 P: 20	R: 0 E: 0 K: 1 S: 9	H: 0 LOB: 0 BB: 0 P: 10	R: 0 E: 0 K: 2 S: 9	H: 0 LOB: 0 BB: 0 P: 11	R: 0 E: 1 K: 3 S: 11	H: 1 LOB: 2 BB: 0 P: 14	R: 0 E: 0 K: 2 S: 8	H: 0 LOB: 0 BB: 0 P: 9	1B: 4 2B: 1 3B: 0 HR: 1	SF: 0 SAC: 0 DP: 0 HBP: 0	WP: 0 PB: 0 SB: 0 CS: 1	PA: 35		
PITCHER	IP WLS BF H R ER SO BB IBB HBP BLK WP HR S P ERA WHIP	IP WLS BF H R ER SO BB IBB HBP BLK WP HR S P ERA WHIP	IP WLS BF H R ER SO BB IBB HBP BLK WP HR S P ERA WHIP	IP WLS BF H R ER SO BB IBB HBP BLK WP HR S P ERA WHIP	IP WLS BF H R ER SO BB IBB HBP BLK WP HR S P ERA WHIP	IP WLS BF H R ER SO BB IBB HBP BLK WP HR S P ERA WHIP	IP WLS BF H R ER SO BB IBB HBP BLK WP HR S P ERA WHIP	IP WLS BF H R ER SO BB IBB HBP BLK WP HR S P ERA WHIP	IP WLS BF H R ER SO BB IBB HBP BLK WP HR S P ERA WHIP	IP WLS BF H R ER SO BB IBB HBP BLK WP HR S P ERA WHIP	IP WLS BF H R ER SO BB IBB HBP BLK WP HR S P ERA WHIP	IP WLS BF H R ER SO BB IBB HBP BLK WP HR S P ERA WHIP	IP WLS BF H R ER SO BB IBB HBP BLK WP HR S P ERA WHIP	IP WLS BF H R ER SO BB IBB HBP BLK WP HR S P ERA WHIP	IP WLS BF H R ER SO BB IBB HBP BLK WP HR S P ERA WHIP	IP WLS BF H R ER SO BB IBB HBP BLK WP HR S P ERA WHIP	IP WLS BF H R ER SO BB IBB HBP BLK WP HR S P ERA WHIP	IP WLS BF H R ER SO BB IBB HBP BLK WP HR S P ERA WHIP	IP WLS BF H R ER SO BB IBB HBP BLK WP HR S P ERA WHIP	IP WLS BF H R ER SO BB IBB HBP BLK WP HR S P ERA WHIP	IP WLS BF H R ER SO BB IBB HBP BLK WP HR S P ERA WHIP	
30 J.A. Happ, L (1,1) ERA: 4.56	6.0 W 24 5 1 1 6 2 0 0 0 0 1 68 106 1.50 1.167	1.1 H 4 0 0 0 3 0 0 0 0 0 0 12 15 0.00 0.000	0.2 H 3 1 0 0 2 0 0 0 0 0 0 8 9 0.00 1.500	1.0 S 3 0 0 0 2 0 0 0 0 0 0 8 9 0.00 0.000																		

Chicago Cubs @ Houston Astros
Minute Maid Park, Houston, TX
Tue May 22 2012, 7:08 PM - 9:53 PM CDT
Att: 20,091 - Roof Closed - 73 F

AB 32
R 1
H 6
RBI 1
BB 2
SO 13
LOB 14



Batter	1	2	3	4	5	6	7	8	9	AB	R	H	RBI	BB	SO	LOB	BOTTOM				
27 Jose Altuve, R (1,4) OBP: 0.364, SLG: 0.463										4	1	2	1	0	0	0	Chicago Cubs @ Houston Astros Minute Maid Park, Houston, TX Tue May 22 2012, 7:08 PM - 9:53 PM CDT Att: 20,091 - Roof Closed - 73 F				
4 Jed Lowrie, S (1,6) OBP: 0.366, SLG: 0.496										3	0	1	0	1	0	1					
44 Justin Maxwell, R (1,9) OBP: 0.292, SLG: 0.351										3	1	0	0	1	1	3					
45 Carlos Lee, R (1,3) OBP: 0.357, SLG: 0.425										3	0	0	0	1	0	2					
14 J.D. Martinez, R (1,7) OBP: 0.331, SLG: 0.328										3	0	1	1	0	1	1					
23 Chris Johnson, R (1,5) OBP: 0.314, SLG: 0.436										2	0	0	0	0	1	0					
16 Matt Downs, R (5,5) OBP: 0.211, SLG: 0.407										1	0	0	0	0	0	2					
18 Chris Snyder, R (1,2) OBP: 0.271, SLG: 0.306										3	0	0	0	0	1	0					
1 Jordan Schafer, L (1,8) OBP: 0.325, SLG: 0.333										3	0	0	0	0	0	0					
30 J.A. Happ, L (1,1) ERA: 3.86	5.2 L 21 2 2 2 2 2 0 0 0 0 1 54 97 3.18 0.706	0.2 L 4 1 0 0 1 1 0 0 0 0 0 8 16 0.00 3.000	1.2 L 6 1 0 0 1 0 0 0 0 0 0 12 19 0.00 0.600																		

Chicago Cubs @ Houston Astros
Minute Maid Park, Houston, TX
Tue May 22 2012, 7:08 PM - 9:53 PM CDT
Att: 20,091 - Roof Closed - 73 F

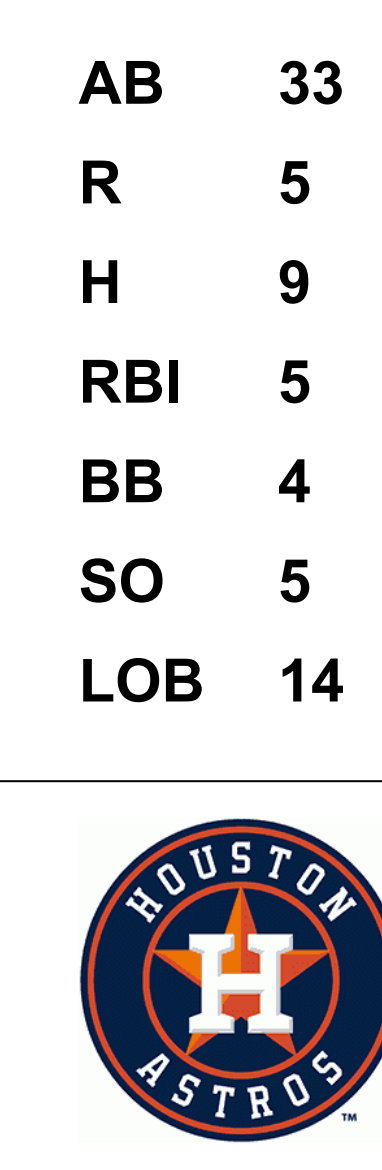
AB 28
R 2
H 4
RBI 2
BB 3
SO 5
LOB 9




Batter	1	2	3	4	5	6	7	8	9	AB	R	H	RBI	BB	SO	LOB	TOP			
9 David DeJesus, L (1,9) OBP: 0.367, SLG: 0.391	G4-3		SH1-3		F9		HBP		1B	3	0	1	0	0	0	0	Chicago Cubs @ Houston Astros Minute Maid Park, Houston, TX Wed May 23 2012, 7:08 PM - 10:04 PM CDT Att: 18,732 - Roof Closed - 73 F			
5 Reed Johnson, R (1,8) OBP: 0.319, SLG: 0.446	HR		HBP		1B		F9		K	4	1	2	1	0	1	2				
13 Starlin Castro, R (1,6) OBP: 0.323, SLG: 0.413	1B		FC6-5		1B		L9			4	0	2	0	0	0	3				
12 Alfonso Soriano, R (1,7) OBP: 0.291, SLG: 0.392	G5-4-3		K		F9				F9	4	0	0	0	0	1	5				
21 Joe Mather, R (1,5) OBP: 0.371, SLG: 0.519	F7				B1-3				F9	4	0	2	0	0	0	0				
3 Jeff Baker, R (1,3) OBP: 0.327, SLG: 0.310									15 S	4	0	2	0	0	1	2				
48 Rafael Dolis, R (8,1)									1B	0	0	0	0	0	0	0				
43 Michael Bowden, R (8,1)									K	0	0	0	0	0	0	0				
15 Darwin Barney, R (1,4) OBP: 0.306, SLG: 0.374	K				G6-3				K	4	0	0	0	0	2	4				
55 Koyie Hill, S (1,2) OBP: 0.250, SLG: 0.250	G5-3				G6-3				K	4	0	0	0	0	1	3				
29 Jeff Samardzija, R (1,1) OBP: 0.167, SLG: 0.118									F8	2	0	1	0	0	1	0				
1 Tony Campana, L (7,PH) OBP: 0.355, SLG: 0.349									G3-1	1	0	0	0	0	1	0				
40 James Russell, L (7,1)										0	0	0	0	0	0	0				
6 Bryan LaHair, L (8,3) OBP: 0.408, SLG: 0.612										1	0	0	0	0	0	0				
Inning Stats	R: 1 E: 0 K: 0 S: 7	H: 2 LOB: 0 BB: 0 P: 13	R: 0 E: 0 K: 1 S: 10	H: 1 LOB: 1 BB: 0 P: 17	R: 0 E: 0 K: 1 S: 13	H: 1 LOB: 2 BB: 0 P: 20	R: 0 E: 0 K: 0 S: 6	H: 1 LOB: 1 BB: 0 P: 10	R: 0 E: 0 K: 1 S: 9	H: 2 LOB: 2 BB: 0 P: 13	R: 0 E: 0 K: 1 S: 9	H: 0 LOB: 1 BB: 0 P: 19	R: 0 E: 0 K: 2 S: 12	H: 1 LOB: 1 BB: 0 P: 17	R: 0 E: 0 K: 1 S: 10	H: 1 LOB: 1 BB: 0 P: 14	1B: 7 2B: 2 3B: 0 HR: 1	SF: 0 SAC: 1 DP: 1 HBP: 2	WP: 0 PB: 0 SB: 1 CS: 0	PA: 38
PITCHER	IP WLS BF H R ER SO BB IBB HBP BLK WP HR S P ERA WHIP																			
51 Wandy Rodriguez, L (1,1) ERA: 2.14	7.0 W 30 8 1 1 5 0 0 2 0 0 1 65 105 1.29 1.143																			
37 Brandon Lyon, R (8,1) ERA: 1.65	1.0 H 4 1 0 0 2 0 0 0 0 0 0 12 17 0.00 1.000																			
39 Brett Myers, R (9,1) ERA: 1.69	1.0 4 1 0 0 1 0 0 0 0 0 0 10 14 0.00 1.000																			

Batter	1	2	3	4	5	6	7	8	9	AB	R	H	RBI	BB	SO	LOB	BOTTOM			
27 Jose Altuve, R (1,4) OBP: 0.365, SLG: 0.455	K				G6-3		F9			3	0	0	1	1	1	0	Chicago Cubs @ Houston Astros Minute Maid Park, Houston, TX Wed May 23 2012, 7:08 PM - 10:04 PM CDT Att: 18,732 - Roof Closed - 73 F			
4 Jed Lowrie, S (1,6) OBP: 0.357, SLG: 0.479	P6		BB		K		L6		F9	5	0	0	0	0	1	5				
6 Travis Buck, L (1,9) OBP: 0.293, SLG: 0.333	F7				G6-3		G4-3		L7	4	0	0	0	0	0	0				
45 Carlos Lee, R (1,3) OBP: 0.366, SLG: 0.433			L8		23 1B		14 3B		19 FC3-6	4	2	3	0	0	0	0				
19 Brian Bogusevic, L (1,8) OBP: 0.303, SLG: 0.297			G4-3		K		FC3-6		K	4	0	0	0	0	2	3				
23 Chris Johnson, R (1,5) OBP: 0.319, SLG: 0.438			K		14 3B		F8		15 BB	4	2	2	0	0	1	1				
14 J.D. Martinez, R (1,7) OBP: 0.228, SLG: 0.356					F8				16 BB	4	1	3	3	0	0	0				
44 Justin Maxwell, R (9,7) OBP: 0.292, SLG: 0.351									27 HBP	0	0	0	0	0	0	0				
15 Jason Castro, L (1,2) OBP: 0.304, SLG: 0.319					51 G6-3				27 HBP	2	0	1	0	2	0	2				
51 Wandy Rodriguez, S (1,1) ERA: 3.0					G6-3		G1-3		P4	2	0	0	0	0	0	3				
9 Marwin Gonzalez, S (7,PH) ERA: 1.8									27 HBP	1	0	0	0	0	0	0				
37 Brandon Lyon, R (8,1) ERA: 4.74										0	0	0	0	0	0	0				
16 Matt Downs, R (8,PH) OBP: 0.224, SLG: 0.407										0	0	0	1	1	0	0				
39 Brett Myers, R (9,1) ERA: 5.4										0	0	0	0	0	0	0				
Inning Stats	R: 0 E: 0 K: 1 S: 8	H: 0 LOB: 0 BB: 0 P: 13	R: 0 E: 0 K: 1 S: 9	H: 0 LOB: 0 BB: 0 P: 13	R: 0 E: 0 K: 1 S: 13	H: 1 LOB: 2 BB: 1 P: 20	R: 2 E: 0 K: 1 S: 13	H: 3 LOB: 2 BB: 1 P: 23	R: 0 E: 0 K: 0 S: 6	H: 2 LOB: 2 BB: 0 P: 13	R: 0 E: 0 K: 0 S: 6	H: 0 LOB: 0 BB: 0 P: 9	R: 3 E: 0 K: 1 S: 16	H: 3 LOB: 3 BB: 2 P: 34	R: 0 E: 0 K: 1 S: 16	H: 3 LOB: 2 BB: 2 P: 34	1B: 7 2B: 1 3B: 1 HR: 0	SF: 0 SAC: 0 DP: 0 HBP: 1	WP: 0 PB: 0 SB: 0 CS: 0	PA: 38
PITCHER	IP WLS BF H R ER SO BB IBB HBP BLK WP HR S P ERA WHIP																			
29 Jeff Samardzija, R (1,1) ERA: 3.0	6.0 L 26 6 2 2 2 1 1 0 0 0 0 58 90 3.00 1.167																			
40 James Russell, L (7,1) ERA: 1.8	1.0 3 0 0 0 0 0 0 0 0 0 0 6 9 0.00 0.000																			
48 Rafael Dolis, R (8,1) ERA: 4.74	0.2 8 3 3 3 1 2 0 1 0 0 0 15 32 40.50 7.500																			
43 Michael Bowden, R (8,1) ERA: 5.4	0.1 1 0 0 0 0 0 0 0 0 0 0 1 2 0.00 0.000																			

AB 35
R 1
H 10
RBI 1
BB 0
SO 8
LOB 19



Batter	1	2	3	4	5	6	7	8	9	AB	R	H	RBI	BB	SO	LOB	TOP		
9 David DeJesus, L OBP: 0.368, SLG: 0.388	L9		13 G2 1B		13 BB		K		K	4	0	1	0	1	2	2	Chicago Cubs @ Pittsburgh Pirates PNC Park, Pittsburgh, PA Fri May 25 2012, 7:11 PM - 10:12 PM EDT Att: 29,914 - Clear - 86 F		
13 Starlin Castro, R OBP: 0.325, SLG: 0.413	21 BB		G2		21 S 1B		K		K	5	0	2	0	0	2	3			
21 Joe Mather, R OBP: 0.379, SLG: 0.517	1B		K		G5-3				12 BB 1B	4	0	2	0	0	1	3			
6 Bryan LaHair, L OBP: 0.397, SLG: 0.594	K		G4-3		G4-3				K	4	0	0	0	0	2	4			
12 Alfonso Soriano, R OBP: 0.296, SLG: 0.395	K				G4-3				K	4	0	2	0	0	2	2			
1 Tony Campana, L OBP: 0.355, SLG: 0.349					15 FC5 45 BB 1B				45 S 1B	0	0	0	0	0	0	0			
45 Adrian Cardenas, L OBP: 0.197, SLG: 0.261	G4-3				15 FC5 BB				G4-3	3	0	0	0	1	1				
15 Darwin Barney, R OBP: 0.311, SLG: 0.377	55 G3 1B				K				55 FC1-6 1B	4	0	2	0	0	1	2			
55 Koyie Hill, S OBP: 0.200, SLG: 0.200	G3				G3				5 1B FC1-6	4	0	0	0	0	0	4			
46 Ryan Dempster, R OBP: 0.326, SLG: 0.455	K				G3-1				1B	3	0	0	0	0	2	1			
40 James Russell, L										0	0	0	0	0	0	0			
5 Reed Johnson, R										1	0	1	0	0	0	0			
Inning Stats	R: 0 H: 2 E: 0 K: 2 S: 18	H: 1 R: 0 ER: 0 LOB: 1 BB: 0 P: 27	R: 0 H: 1 E: 0 K: 1 S: 10	H: 1 R: 0 ER: 0 LOB: 1 BB: 0 P: 15	R: 0 H: 1 E: 0 K: 1 S: 11	H: 1 R: 0 ER: 0 LOB: 1 BB: 0 P: 18	R: 0 H: 0 E: 0 K: 2 S: 9	H: 0 R: 0 ER: 0 LOB: 0 BB: 0 P: 13	R: 0 H: 1 E: 0 K: 0 S: 13	H: 2 R: 0 ER: 0 LOB: 2 BB: 1 P: 20	R: 0 H: 0 E: 0 K: 3 S: 10	H: 0 R: 0 ER: 0 LOB: 0 BB: 0 P: 12	R: 0 H: 2 E: 0 K: 1 S: 13	H: 2 R: 0 ER: 0 LOB: 2 BB: 0 P: 16	R: 0 H: 2 E: 0 K: 2 S: 13	H: 2 R: 0 ER: 0 LOB: 2 BB: 0 P: 18	1B: 10 2B: 0 3B: 0 HR: 0	SF: 0 SAC: 0 DP: 0 HBP: 0	WP: 0 PA: 38
PITCHER	IP WLS BF H R ER SO BB IBB HBP BLK WP HR S P ERA WHIP																		
34 A.J. Burnett, R ERA: 4.19	5.1 W 24 6 0 0 6 2 0 0 0 0 0 65 105 0.00 1.500																		
48 Jared Hughes, R ERA: 1.16	0.2 H 2 0 0 0 0 0 0 0 0 0 6 11 0.00 0.000																		
39 Jason Grilli, R ERA: 2.0	1.0 H 3 0 0 0 3 0 0 0 0 0 0 10 12 0.00 0.000																		
37 Juan Cruz, R ERA: 1.02	1.0 H 4 2 0 0 1 0 0 0 0 0 0 13 16 0.00 2.000																		
52 Joel Hanrahan, R ERA: 2.7	1.0 S 5 2 0 0 2 0 0 0 0 0 0 13 18 0.00 2.000																		

Batter	1	2	3	4	5	6	7	8	9	AB	R	H	RBI	BB	SO	LOB	BOTTOM	
31 Jose Tabata, R OBP: 0.264, SLG: 0.327	F9		E5 5 FC5-4		L3		G6-3			4	0	0	0	0	0	0	Chicago Cubs @ Pittsburgh Pirates PNC Park, Pittsburgh, PA Fri May 25 2012, 7:11 PM - 10:12 PM EDT Att: 29,914 - Clear - 86 F	
5 Josh Harrison, R OBP: 0.304, SLG: 0.470	F9		FC5-4 22 S 1B		22 S 1B		K		K	4	0	1	0	0	1	1		
62 Gorkys Hernandez, R	F9		K		BB		K		K	3	0	0	0	1	2	1		
22 Andrew McCutchen, R OBP: 0.387, SLG: 0.532	F8		K		G2-3				K	4	1	1	0	0	2	3		
24 Pedro Alvarez, L OBP: 0.267, SLG: 0.417	65 G1-3 26 BB 1B		K		G2-3				K	4	0	1	0	0	1	1		
18 Neil Walker, S OBP: 0.298, SLG: 0.335	F8		P5		K		46 G6-3 2B			4	0	1	0	0	1	1		
65 Matt Hague, R OBP: 0.167, SLG: 0.167	G1-3				G4-3		G6-3			3	0	1	0	0	0	1		
39 Jason Grilli, R					1B					0	0	0	0	0	0	0		
37 Juan Cruz, R										0	0	0	0	0	0	0		
46 Garrett Jones, L OBP: 0.238, SLG: 0.402										1	0	0	0	0	0	1		
52 Joel Hanrahan, R										0	0	0	0	0	0	0		
26 Rod Barajas, R OBP: 0.264, SLG: 0.398	12 E 1B				F7		12 BB 1B		P3	4	0	2	1	0	0	2		
12 Clint Barmes, R OBP: 0.209, SLG: 0.288	E5				F8		1B			3	0	1	0	0	0	2		
34 A.J. Burnett, R					P6		G6-3			2	0	0	0	0	0	2		
48 Jared Hughes, R										0	0	0	0	0	0	0		
14 Casey McGehee, R OBP: 0.277, SLG: 0.245										1	0	0	0	0	0	2		
Inning Stats	R: 0 H: 0 E: 0 K: 0 S: 5	H: 2 R: 1 ER: 1 LOB: 2 BB: 0 P: 8	R: 0 H: 0 E: 1 K: 2 S: 12	H: 0 R: 0 ER: 0 LOB: 1 BB: 0 P: 16	R: 0 H: 0 E: 0 K: 2 S: 12	H: 0 R: 0 ER: 0 LOB: 1 BB: 0 P: 18	R: 0 H: 1 E: 0 K: 0 S: 9	H: 1 R: 0 ER: 0 LOB: 1 BB: 0 P: 15	R: 0 H: 1 E: 0 K: 0 S: 13	H: 2 R: 0 ER: 0 LOB: 2 BB: 1 P: 20	R: 0 H: 0 E: 0 K: 1 S: 11	H: 2 R: 0 ER: 0 LOB: 0 BB: 0 P: 14	R: 0 H: 0 E: 0 K: 2 S: 7	R: 0 H: 1 E: 0 K: 1 S: 9	H: 1 R: 0 ER: 0 LOB: 1 BB: 0 P: 10	1B: 6 2B: 1 3B: 0 HR: 0	SF: 0 SAC: 0 DP: 0 HBP: 0	WP: 0 PA: 34
PITCHER	IP WLS BF H R ER SO BB IBB HBP BLK WP HR S P ERA WHIP																	
46 Ryan Dempster, R ERA: 2.14	7.1 L 32 7 1 1 6 1 0 0 0 0 0 75 106 1.23 1.091																	
40 James Russell, L ERA: 1.74	0.2 2 0 0 0 0 0 0 0 0 0 3 3 0.00 0.000																	



Batter	1	2	3	4	5	6	7	8	9	AB	R	H	RBI	BB	SO	LOB	TOP								
9 David DeJesus, L (1,9) OBP: 0.381, SLG: 0.396 1 Tony Campana, L (8,PH) OBP: 0.351, SLG: 0.345	4-1 FC5-4 BB		1-2 1B			4-2 FC5-4 BB		1-2 G3		1	0	1	0	2	0	0									
13 Starlin Castro, R (1,6) OBP: 0.322, SLG: 0.432	2-2 FC5-4 1-2		0-0 F9			0-1 F9		1-0 HR		4	1	1	2	0	0	3									
21 Joe Mather, R (1,5) OBP: 0.351, SLG: 0.470	3-2 G4-6-3 1-2					3-1 1B		0-0 F7		4	0	1	0	0	0	2									
12 Alfonso Soriano, R (1,7) OBP: 0.296, SLG: 0.405 50 Blake Parker, R (7,1)	4-2 FC5-4 BB		1-2 G6-4-3			2-1 FC5-4		1-2 F7		2	0	0	0	1	0	2									
45 Adrian Cardenas, L (8,PH) OBP: 0.192, SLG: 0.320 36 Randy Wells, R (8,1)	2-2 FC5-4 BB		2-2 G4-3			0-0 G6-3				4	1	1	0	0	0	1									
3 Jeff Baker, R (1,3) OBP: 0.321, SLG: 0.326	2-2 FC5-4 1-2		2-2 G4-3			0-2 F9				4	0	0	0	0	1	2									
5 Read Johnson, R (1,8) OBP: 0.312, SLG: 0.429	1-1 F9		1-3 K2-3			0-2 F9				4	0	0	0	0	1	2									
15 Darwin Barney, R (1,4)	0-1 FC5-4		2-2 G4-3			1-0 F8				3	0	1	1	1	0	1									
55 Koyie Hill, S (1,2) OBP: 0.208, SLG: 0.208			0-3 K			1-1 G4-3				4	1	1	0	0	1	2									
22 Matt Garza, R (1,1) OBP: 0.056, SLG: 0.056 Rafael Dolis, R (6,1)			1-3 K			0-0 G6-3				2	0	0	0	0	1	1									
43 Michael Bowden, R (6,1)										0	0	0	0	0	0	0									
47 Blake Lalli, L (7,3) OBP: 0.250, SLG: 0.182										2	1	1	0	0	0	1									
Inning Stats	R: 0 E: 0 K: 0 S: 9	H: 0 LOB: 0 BB: 1 P: 18	R: 0 E: 0 K: 0 S: 10	H: 0 LOB: 1 BB: 1 P: 17	R: 0 E: 0 K: 2 S: 10	H: 1 LOB: 1 BB: 0 P: 12	R: 0 E: 0 K: 0 S: 8	H: 1 LOB: 0 BB: 0 P: 14	R: 0 E: 0 K: 1 S: 9	H: 0 LOB: 1 BB: 1 P: 16	R: 0 E: 0 K: 0 S: 7	H: 0 LOB: 0 BB: 0 P: 13	R: 0 E: 0 K: 0 S: 6	H: 0 LOB: 0 BB: 0 P: 7	R: 3 E: 0 K: 0 S: 11	H: 3 LOB: 0 BB: 0 P: 15	R: 1 E: 0 K: 0 S: 11	H: 2 LOB: 1 BB: 0 P: 17	1B: 4 2B: 2 3B: 0 HR: 1	SF: 0 SAC: 0 DP: 2 HBP: 0	WP: 0 PB: 0 SB: 0 CS: 0	PA: 36			
PITCHER	IP WLS BF ERA WHIP	IP WLS BF ERA WHIP	IP WLS BF ERA WHIP	IP WLS BF ERA WHIP	IP WLS BF ERA WHIP	IP WLS BF ERA WHIP	IP WLS BF ERA WHIP	IP WLS BF ERA WHIP	IP WLS BF ERA WHIP	IP WLS BF ERA WHIP	IP WLS BF ERA WHIP	IP WLS BF ERA WHIP	IP WLS BF ERA WHIP	IP WLS BF ERA WHIP	IP WLS BF ERA WHIP	IP WLS BF ERA WHIP	IP WLS BF ERA WHIP	IP WLS BF ERA WHIP	IP WLS BF ERA WHIP	IP WLS BF ERA WHIP	IP WLS BF ERA WHIP	IP WLS BF ERA WHIP	IP WLS BF ERA WHIP	IP WLS BF ERA WHIP	
45 Erik Bedard, L (1,1) ERA: 3.12	6.0 W 22	2.0 9 3	1.0 5 2	2.0 3 3	0.0 0 0	0.0 0 0	0.0 0 0	0.0 0 0	0.0 0 0	0.0 0 0	0.0 0 0	0.0 0 0	0.0 0 0	0.0 0 0	0.0 0 0	0.0 0 0	0.0 0 0	0.0 0 0	0.0 0 0	0.0 0 0	0.0 0 0	0.0 0 0	0.0 0 0	0.0 0 0	0.0 0 0
30 Chrs Resop, R (7,1) ERA: 4.09	2.0 9 3	1.0 5 2	2.0 3 3	3.0 3 3	0.0 0 0	0.0 0 0	0.0 0 0	0.0 0 0	0.0 0 0	0.0 0 0	0.0 0 0	0.0 0 0	0.0 0 0	0.0 0 0	0.0 0 0	0.0 0 0	0.0 0 0	0.0 0 0	0.0 0 0	0.0 0 0	0.0 0 0	0.0 0 0	0.0 0 0	0.0 0 0	0.0 0 0
37 Juan Cruz, R (9,1) ERA: 1.45	1.0 5 2	2.0 3 3	3.0 3 3	0.0 0 0	0.0 0 0	0.0 0 0	0.0 0 0	0.0 0 0	0.0 0 0	0.0 0 0	0.0 0 0	0.0 0 0	0.0 0 0	0.0 0 0	0.0 0 0	0.0 0 0	0.0 0 0	0.0 0 0	0.0 0 0	0.0 0 0	0.0 0 0	0.0 0 0	0.0 0 0	0.0 0 0	0.0 0 0

Chicago Cubs @ Pittsburgh Pirates
PNC Park, Pittsburgh, PA
Sun May 27 2012, 1:39 PM - 4:42 PM EDT
Att: 27,486 - Partly Cloudy - 88 F

AB 32
R 4
H 7
RBI 4
BB 4
SO 3
LOB 16



Batter	1	2	3	4	5	6	7	8	9	AB	R	H	RBI	BB	SO	LOB	BOTTOM							
31 Jose Tabata, R (1,7) OBP: 0.275, SLG: 0.344 62 Gorkys Hernandez, R (6,PH) OBP: 0.299, SLG: 0.167	1-2 SH 22 FC5-2 1B		2-2 3B			0-0 G3		1-1 F9		3	0	2	0	0	0	0								
5 Josh Harrison, R (1,6) OBP: 0.299, SLG: 0.431	0-0 SH 24 HR		0-3 K			0-1 F8		0-0 G4-3		3	2	0	0	1	1	1								
22 Andrew McCutchen, R (1,8) OBP: 0.401, SLG: 0.553 12 Clint Barmes, R (7,6) OBP: 0.201, SLG: 0.277	3-2 FC5-2 24 HR		0-1 G5-3			1-2 HR		0-1 F7		4	2	2	1	0	0	2								
24 Pedro Alvarez, L (1,5) OBP: 0.265, SLG: 0.429	3-1 HR		0-0 G6-3			1-2 G3		0-1 SF8		3	1	1	4	0	0	0								
18 Neil Walker, S (1,4) OBP: 0.311, SLG: 0.337 30 Chris Resop, R (7,1)	0-3 K		1-3 K							3	1	1	1	1	2	0								
37 Juan Cruz, R (9,1)										0	0	0	0	0	0	0								
46 Garrett Jones, L (1,9) OBP: 0.245, SLG: 0.441	2-2 2B									4	1	2	2	0	1	2								
65 Matt Hague, R (1,3) OBP: 0.333, SLG: 0.222	0-2 G6-3									3	1	1	0	1	1	1								
55 Michael McKenry, R (1,2) OBP: 0.293, SLG: 0.412			1-1 P4							3	1	1	0	1	1	1								
45 Erik Bedard, L (1,1) OBP: 0.118, SLG: 0.118 36 Yamaico Navarro, R (7,7) OBP: 0.295, SLG: 0.244	1-2 G6-3		1-2 K							2	0	0	0	0	1	1								
Inning Stats	R: 3 E: 1 K: 1 S: 20	H: 3 LOB: 1 BB: 0 P: 29	R: 0 E: 0 K: 1 S: 13	H: 1 LOB: 0 BB: 0 P: 17	R: 0 E: 0 K: 1 S: 6	H: 0 LOB: 0 BB: 0 P: 7	R: 0 E: 0 K: 3 S: 14	H: 1 LOB: 1 BB: 0 P: 19	R: 1 E: 0 K: 0 S: 9	H: 1 LOB: 0 BB: 0 P: 11	R: 6 E: 0 K: 0 S: 21	H: 4 LOB: 2 BB: 4 P: 43	R: 0 E: 0 K: 1 S: 9	H: 1 LOB: 0 BB: 0 P: 15	R: 0 E: 0 K: 0 S: 5	H: 0 LOB: 0 BB: 0 P: 6	1B: 6 2B: 1 3B: 1 HR: 3	SF: 1 SAC: 2 DP: 1 HBP: 0	WP: 0 PB: 0 SB: 0 CS: 0	PA: 39				
PITCHER	IP WLS BF ERA WHIP	IP WLS BF ERA WHIP	IP WLS BF ERA WHIP	IP WLS BF ERA WHIP	IP WLS BF ERA WHIP	IP WLS BF ERA WHIP	IP WLS BF ERA WHIP	IP WLS BF ERA WHIP	IP WLS BF ERA WHIP	IP WLS BF ERA WHIP	IP WLS BF ERA WHIP	IP WLS BF ERA WHIP	IP WLS BF ERA WHIP	IP WLS BF ERA WHIP	IP WLS BF ERA WHIP	IP WLS BF ERA WHIP	IP WLS BF ERA WHIP	IP WLS BF ERA WHIP	IP WLS BF ERA WHIP	IP WLS BF ERA WHIP	IP WLS BF ERA WHIP	IP WLS BF ERA WHIP	IP WLS BF ERA WHIP	IP WLS BF ERA WHIP
22 Matt Garza, R (1,1) ERA: 4.22	5.0 L 24	2.0 0 0	1.0 0 0	2.0 0 0	0.0 0 0	0.0 0 0	0.0 0 0	0.0 0 0	0.0 0 0	0.0 0 0	0.0 0 0	0.0 0 0	0.0 0 0	0.0 0 0	0.0 0 0	0.0 0 0	0.0 0 0	0.0 0 0	0.0 0 0	0.0 0 0	0.0 0 0	0.0 0 0	0.0 0 0	0.0 0 0
Rafael Dolis, R (6,1) ERA: 5.68	0.0 2 0	1.0 7 3	1.0 3 4	0.0 0 0	0.0 0 0	0.0 0 0	0.0 0 0	0.0 0 0	0.0 0 0	0.0 0 0	0.0 0 0	0.0 0 0	0.0 0 0	0.0 0 0	0.0 0 0	0.0 0 0	0.0 0 0	0.0 0 0	0.0 0 0	0.0 0 0	0.0 0 0	0.0 0 0	0.0 0 0	0.0 0 0
43 Michael Bowden, R (6,1) ERA: 6.39	1.0 7 3	1.0 3 1	1.0 0 0	0.0 0 0	0.0 0 0	0.0 0 0	0.0 0 0	0.0 0 0	0.0 0 0	0.0 0 0	0.0 0 0	0.0 0 0	0.0 0 0	0.0 0 0	0.0 0 0	0.0 0 0	0.0 0 0	0.0 0 0	0.0 0 0	0.0 0 0	0.0 0 0	0.0 0 0	0.0 0 0	0.0 0 0
50 Blake Parker, R (7,1) ERA	1.0 3 1	1.0 0 0	1.0 0 0	0.0 0 0	0.0 0 0	0.0 0 0	0.0 0 0	0.0 0 0	0.0 0 0	0.0 0 0	0.0 0 0	0.0 0 0	0.0 0 0	0.0 0 0	0.0 0 0	0.0 0 0	0.0 0 0	0.0 0 0	0.0 0 0	0.0 0 0	0.0 0 0	0.0 0 0	0.0 0 0	0.0 0 0
36 Randy Wells, R (8,1) ERA: 4.3	1.0 3 0	0.0 0 0	0.0 0 0	0.0 0 0	0.0 0 0	0.0 0 0	0.0 0 0	0.0 0 0	0.0 0 0	0.0 0 0	0.0 0 0	0.0 0 0	0.0 0 0	0.0 0 0	0.0 0 0	0.0 0 0	0.0 0 0	0.0 0 0	0.0 0 0	0.0 0 0	0.0 0 0	0.0 0 0	0.0 0 0	0.0 0 0

Chicago Cubs @ Pittsburgh Pirates
PNC Park, Pittsburgh, PA
Sun May 27 2012, 1:39 PM - 4:42 PM EDT
Att: 27,486 - Partly Cloudy - 88 F

AB 32
R 10
H 11
RBI 10
BB 4
SO 7
LOB 9



Batter	1	2	3	4	5	6	7	8	9	AB	R	H	RBI	BB	SO	LOB	TOP			
25 Will Venable, L (1,8) OBP: 0.347, SLG: 0.460										5	1	2	2	0	1	1	San Diego Padres @ Chicago Cubs Wrigley Field, Chicago, IL Mon May 28 2012, 1:27 PM - 4:30 PM CDT Att: 38,452 - Partly Cloudy - 90 F			
13 Chris Denorfia, R (1,9) OBP: 0.345, SLG: 0.360										4	1	2	0	1	0	1				
23 Yonder Alonso, L (1,3) OBP: 0.371, SLG: 0.404										5	0	0	0	0	1	4				
18 Carlos Quentin, R (1,7) OBP: 0.400, SLG: 0.500										4	1	1	1	1	1	4				
7 Chase Headley, S (1,5) OBP: 0.369, SLG: 0.448										5	2	4	3	0	1	1				
4 Nick Hundley, R (1,2) OBP: 0.235, SLG: 0.290										5	0	1	0	0	0	2				
2 Everth Cabrera, S (1,4) OBP: 0.214, SLG: 0.293										5	1	1	1	0	1	3				
3 Andy Parrino, S (1,6) OBP: 0.272, SLG: 0.244										4	1	1	0	0	0	1				
38 Jeff Suppan, R (1,1) OBP: 0.182, SLG: 0.100										1	0	0	0	1	0	0				
41 Alex Hinshaw, L (6,1)										0	0	0	0	0	0	0				
15 Jesus Guzman, R (7,PH) OBP: 0.322, SLG: 0.354										1	0	0	0	1	2					
57 Luke Gregerson, L (7,1)										0	0	0	0	0	0	0				
39 Miles Mikolas, R (7,1)										0	0	0	0	0	0	0				
Inning Stats	R: 1 H: 1 E: 1 K: 3 S: 13	H: 1 LOB: 1 BB: 1 P: 22	R: 0 H: 0 E: 0 K: 1 S: 7	H: 0 LOB: 0 BB: 0 P: 10	R: 1 H: 2 E: 0 K: 0 S: 8	H: 2 LOB: 1 BB: 0 P: 13	R: 2 H: 2 E: 0 K: 0 S: 11	H: 2 LOB: 1 BB: 1 P: 20	R: 2 H: 2 E: 1 K: 0 S: 8	H: 2 LOB: 2 BB: 0 P: 13	R: 0 H: 1 E: 0 K: 1 S: 10	H: 1 LOB: 1 BB: 0 P: 16	R: 0 H: 1 E: 0 K: 0 S: 9	H: 1 LOB: 1 BB: 0 P: 15	1B: 3 2B: 5 3B: 0 HR: 4	SF: 0 SAC: 1 DP: 0 HBP: 1	WP: 1 PB: 0 SB: 1 CS: 0	PA: 44		
PITCHER	IP WLS BF H R ER SO BB IBB HBP BLK WP HR S P ERA WHIP																			
37 Travis Wood, L (1,1) ERA: 5.94	5.0	25	7	6	6	4	3	0	0	0	0	0	0	4	51	85	10.80	2.000		
36 Randy Wells, R (6,1) ERA: 4.41	1.2	10	3	1	1	0	0	0	1	0	1	0	17	34	5.40	1.800				
54 Shawn Camp, R (7,1) ERA: 2.81	0.1	1	0	0	0	1	0	0	0	0	3	3	0.00	0.000						
40 James Russell, L (8,1) ERA: 1.66	1.0	4	1	0	0	1	0	0	0	0	10	16	0.00	1.000						
27 Casey Coleman, R (9,1) ERA: 2.7	1.0	4	1	0	0	0	0	0	0	0	9	15	0.00	1.000						
Batter	1	2	3	4	5	6	7	8	9	AB	R	H	RBI	BB	SO	LOB	BOTTOM			
9 David DeJesus, L (1,9) OBP: 0.381, SLG: 0.420										5	1	2	0	0	0	1	San Diego Padres @ Chicago Cubs Wrigley Field, Chicago, IL Mon May 28 2012, 1:27 PM - 4:30 PM CDT Att: 38,452 - Partly Cloudy - 90 F			
13 Starlin Castro, R (1,6) OBP: 0.324, SLG: 0.447										5	2	2	3	0	0	1				
21 Joe Mather, R (1,8) OBP: 0.338, SLG: 0.449										3	0	0	0	0	0	0				
6 Bryan LaHair, L (1,3) OBP: 0.402, SLG: 0.596										4	3	3	1	0	0	0				
12 Alfonso Soriano, R (1,7) OBP: 0.306, SLG: 0.438										4	2	3	3	0	0	0				
40 James Russell, L (8,1) ERA: 1.66										0	0	0	0	0	0	0				
27 Casey Coleman, L (9,1) ERA: 2.7										0	0	0	0	0	0	0				
2 Ian Stewart, L (1,5) OBP: 0.290, SLG: 0.354										4	1	2	3	0	1	0				
15 Darwin Barney, R (1,4) OBP: 0.306, SLG: 0.389										4	1	1	1	0	0	2				
47 Blake Lalli, L (1,2) OBP: 0.188, SLG: 0.133										4	0	0	0	0	1	0				
37 Travis Wood, R (1,1) OBP: 0.500, SLG: 0.833										2	0	0	0	0	1	0				
36 Randy Wells, R (6,1) OBP: 0.333, SLG: 0.333										0	0	0	0	0	0	0				
54 Shawn Camp, R (7,1) ERA: 2.81										0	0	0	0	0	0	0				
5 Reed Johnson, R (7,PH) OBP: 0.316, SLG: 0.431										2	1	1	0	0	1	0				
Inning Stats	R: 2 H: 2 E: 0 K: 0 S: 13	H: 2 LOB: 0 BB: 0 P: 19	R: 1 H: 1 E: 0 K: 1 S: 11	H: 1 LOB: 0 BB: 0 P: 13	R: 0 H: 0 E: 0 K: 0 S: 8	H: 0 LOB: 0 BB: 0 P: 11	R: 3 H: 3 E: 0 K: 1 S: 18	H: 3 LOB: 0 BB: 0 P: 24	R: 0 H: 0 E: 0 K: 0 S: 5	H: 0 LOB: 0 BB: 0 P: 8	R: 2 H: 2 E: 0 K: 1 S: 14	H: 2 LOB: 0 BB: 0 P: 19	R: 3 H: 5 E: 0 K: 0 S: 18	H: 5 LOB: 2 BB: 0 P: 23	R: 0 H: 1 E: 0 K: 1 S: 8	H: 1 LOB: 1 BB: 0 P: 13	1B: 6 2B: 2 3B: 2 HR: 4	SF: 0 SAC: 1 DP: 0 HBP: 0	WP: 0 PB: 0 SB: 2 CS: 0	PA: 38
PITCHER	IP WLS BF H R ER SO BB IBB HBP BLK WP HR S P ERA WHIP																			
38 Jeff Suppan, R (1,1) ERA: 5.28	5.0	21	6	6	6	2	0	0	0	0	2	55	75	10.80	1.200					
41 Alex Hinshaw, L (6,1) ERA: 5.19	1.0	5	2	2	2	1	0	0	0	1	14	19	18.00	2.000						
57 Luke Gregerson, R (7,1) ERA: 4.71	0.2	6	4	3	3	0	0	0	0	1	15	18	40.50	6.000						
39 Miles Mikolas, R (7,1) ERA: 3.75	1.1	6	2	0	0	1	0	0	0	0	11	18	0.00	1.500						

Batter	1	2	3	4	5	6	7	8	9	AB	R	H	RBI	BB	SO	LOB	TOP								
25 Will Venable, L (1, 8) OBP: 0.345, SLG: 0.468										4	0	1	1	0	1	1	San Diego Padres @ Chicago Cubs Wrigley Field, Chicago, IL Tue May 29 2012, 1:22 PM - 4:09 PM CDT Att: 35,219 - Partly Cloudy - 80 F								
13 Chris Denorfia, R (1, 9) OBP: 0.333, SLG: 0.346										4	0	0	0	0	1	2									
23 Yonder Alonso, L (1, 3) OBP: 0.364, SLG: 0.394										4	0	0	0	0	2	1									
18 Carlos Quentin, R (1, 7) OBP: 0.556, SLG: 1.125										4	2	3	1	0	0	1									
7 Chase Headley, S (1, 5) OBP: 0.367, SLG: 0.441										3	0	0	0	1	1	1									
21 John Baker, L (1, 2) OBP: 0.328, SLG: 0.333										4	0	1	1	0	1	1									
2 Everth Cabrera, S (1, 6) (7, 4)										4	0	2	0	0	0	2									
5 Alexi Amarista, L (1, 4) 15 Jesus Guzman, R (7, 9) 58 Brad Brach, R (7, 4) 34 Andrew Cashner, R (8, 1) 4 Nick Hundley, R (9, 9)										2	0	0	0	0	1	1									
53 Eric Stults, L (1, 1) 3 Andy Parrino, S (7, 6)										2	0	1	0	0	1	0									
										1	1	1	0	0	0	0									
Inning Stats	R: 0 E: 0 K: 2 S: 8	H: 0 LOB: 0 BB: 0 P: 9	R: 0 E: 0 K: 1 S: 10	H: 1 LOB: 0 BB: 0 P: 14	R: 0 E: 0 K: 1 S: 6	H: 0 LOB: 0 BB: 0 P: 7	R: 0 E: 0 K: 1 S: 7	H: 0 LOB: 0 BB: 0 P: 10	R: 1 E: 0 K: 1 S: 11	H: 2 LOB: 1 BB: 0 P: 20	R: 0 E: 0 K: 0 S: 4	H: 1 LOB: 0 BB: 0 P: 8	R: 1 E: 0 K: 2 S: 11	H: 2 LOB: 2 BB: 1 P: 19	R: 1 E: 0 K: 0 S: 7	H: 2 LOB: 1 BB: 0 P: 15	R: 0 E: 0 K: 2 S: 15	H: 1 LOB: 1 BB: 0 P: 23	1B: 3 2B: 6 3B: 1 HR: 1	SF: 0 SAC: 0 DP: 2 HBP: 0	WP: 0 PB: 0 SB: 1 CS: 0	PA: 35			
PITCHER	IP	WLS	BF	H	R	ER	SO	BB	IBB	HBP	BLK	WP	HR	S	P	ERA	WHIP								
29 Jeff Samardzija, R (1, 1) ERA: 3.09	7.0	W	28	8	3	3	8	1	0	0	0	0	1	60	93	3.86	1.286								
54 Shawn Camp, R (8, 1) ERA: 2.97	1.1	H	4	0	0	0	0	0	0	0	0	0	0	9	17	0.00	0.000								
40 James Russell, L (9, 1) ERA: 1.61	0.2	S	3	1	0	0	2	0	0	0	0	0	0	10	15	0.00	1.500								

Batter	1	2	3	4	5	6	7	8	9	AB	R	H	RBI	BB	SO	LOB	BOTTOM								
9 David DeJesus, L (1, 9) OBP: 0.379, SLG: 0.416										4	0	1	0	0	0	1	San Diego Padres @ Chicago Cubs Wrigley Field, Chicago, IL Tue May 29 2012, 1:22 PM - 4:09 PM CDT Att: 35,219 - Partly Cloudy - 80 F								
13 Starlin Castro, R (1, 6) OBP: 0.322, SLG: 0.443										4	0	1	0	0	0	2									
21 Joe Mather, R (1, 5) OBP: 0.358, SLG: 0.486										3	1	2	0	1	0	0									
12 Alfonso Soriano, R (1, 7) OBP: 0.305, SLG: 0.452 40 James Russell, L (9, 1)										4	1	1	1	0	2	4									
										0	0	0	0	0	0	0									
3 Jeff Baker, R (1, 3) OBP: 0.316, SLG: 0.320										4	0	1	1	0	0	1									
5 Reed Johnson, R (1, 8) OBP: 0.313, SLG: 0.421										4	1	1	0	0	0	0									
15 Darwin Barney, R (1, 4) OBP: 0.313, SLG: 0.496										3	2	2	1	0	0	0									
55 Koyie Hill, S (1, 2) OBP: 0.185, SLG: 0.185										3	0	0	0	0	1	1									
29 Jeff Samardzija, R (1, 1) ERA: 2.92 54 Shawn Camp, R (8, 1) 2 Ian Stewart, L (9, 5) OBP: 0.290, SLG: 0.354										2	0	1	1	1	0	0									
										0	0	0	0	0	0	0									
										0	0	0	0	0	0	0									
Inning Stats	R: 0 E: 0 K: 1 S: 14	H: 1 LOB: 1 BB: 0 P: 18	R: 0 E: 0 K: 0 S: 7	H: 0 LOB: 0 BB: 0 P: 10	R: 0 E: 0 K: 0 S: 5	H: 0 LOB: 0 BB: 0 P: 7	R: 0 E: 0 K: 0 S: 5	H: 1 LOB: 1 BB: 1 P: 10	R: 2 E: 0 K: 0 S: 12	H: 3 LOB: 0 BB: 0 P: 22	R: 1 E: 0 K: 0 S: 9	H: 1 LOB: 0 BB: 0 P: 15	R: 1 E: 0 K: 1 S: 11	H: 2 LOB: 2 BB: 1 P: 21	R: 1 E: 0 K: 1 S: 13	H: 2 LOB: 0 BB: 0 P: 18	1B: 5 2B: 4 3B: 0 HR: 1	SF: 0 SAC: 0 DP: 2 HBP: 0	WP: 0 PB: 1 SB: 0 CS: 0	PA: 33					
PITCHER	IP	WLS	BF	H	R	ER	SO	BB	IBB	HBP	BLK	WP	HR	S	P	ERA	WHIP								
53 Eric Stults, L (1, 1) ERA: 2.92	6.1	L	25	7	4	4	1	1	0	0	0	0	0	55	86	5.68	1.263								
58 Brad Brach, R (7, 1) ERA: 3.79	0.2		4	1	0	0	1	1	0	0	0	0	0	8	17	0.00	3.000								
34 Andrew Cashner, R (8, 1) ERA: 3.63	1.0		4	2	1	1	1	0	0	0	0	0	0	13	18	9.00	2.000								

AB	34
R	3
H	9
RBI	3
BB	1
SO	10
LOB	13



Batter	1	2	3	4	5	6	7	8	9	AB	R	H	RBI	BB	SO	LOB	TOP		
25 Will Venable, L OBP: 0.341, SLG: 0.459	F7	K		G4-3		1B		G5-3		5	0	1	0	0	1	1			
2 Everth Cabrera, S OBP: 0.275, SLG: 0.388	BB		18 HR	K					1B	4	1	2	0	1	2	1			
23 Yonder Alonso, L OBP: 0.360, SLG: 0.385	F7		K					G4-6-3		4	1	0	0	1	1	3			
18 Carlos Quentin, R OBP: 0.643, SLG: 1.583	F8									4	2	3	4	1	0	1			
24 Cameron Maybin, R OBP: 0.307, SLG: 0.299										0	0	0	0	0	0	0			
7 Chase Headley, S OBP: 0.372, SLG: 0.439		13 HR	13 2B	F8						3	1	1	0	2	1	1			
55 Dale Thayer, R			4 FC4-2							0	0	0	0	0	0	0			
13 Chris Denorfia, R OBP: 0.339, SLG: 0.389				F7						4	1	2	2	0	0	2			
4 Nick Hundley, R OBP: 0.234, SLG: 0.282				G4-3						3	0	0	0	1	1	4			
5 Alexi Amarista, L OBP: 0.167, SLG: 0.200	G5-3		F7							4	0	0	0	0	1	3			
45 Anthony Bass, R OBP: 0.136, SLG: 0.227										2	0	0	0	0	0	1			
39 Miles Mikolas, R										0	0	0	0	0	0	0			
41 Alex Hinshaw, L										1	0	0	0	0	0	1			
57 Luke Gregerson, L										0	0	0	0	0	0	0			
54 Joe Thatcher, L										0	0	0	0	0	0	0			
15 Jesus Guzman, R OBP: 0.219, SLG: 0.348										1	0	0	0	0	0	0			
34 Andrew Cashner, R										0	0	0	0	0	0	0			
3 Andy Parrino, S OBP: 0.278, SLG: 0.223										0	0	0	0	0	0	0			
Inning Stats	R: 0 E: 0 K: 0 S: 6	H: 0 LOB: 1 BB: 1 P: 12	R: 2 E: 0 K: 2 S: 19	H: 2 LOB: 1 BB: 1 P: 33	R: 2 E: 0 K: 1 S: 17	H: 3 LOB: 2 BB: 1 P: 26	R: 0 E: 0 K: 1 S: 10	H: 0 LOB: 0 BB: 0 P: 14	R: 2 E: 0 K: 0 S: 8	H: 1 LOB: 0 BB: 1 P: 16	R: 0 E: 0 K: 2 S: 11	H: 1 LOB: 2 BB: 2 P: 17	R: 0 E: 0 K: 1 S: 7	H: 0 LOB: 1 BB: 0 P: 12	R: 0 E: 0 K: 1 S: 9	H: 2 LOB: 1 BB: 0 P: 13	1B: 3 2B: 3 3B: 0 HR: 3	SF: 0 SAC: 0 DP: 1 HBP: 0	WP: 0 PA: 41 PB: 0 SB: 3 CS: 0
PITCHER	IP WLS BF H R ER SO BB IBB HBP BLK WP HR S P ERA WHIP	IP WLS BF H R ER SO BB IBB HBP BLK WP HR S P ERA WHIP	IP WLS BF H R ER SO BB IBB HBP BLK WP HR S P ERA WHIP	IP WLS BF H R ER SO BB IBB HBP BLK WP HR S P ERA WHIP	IP WLS BF H R ER SO BB IBB HBP BLK WP HR S P ERA WHIP	IP WLS BF H R ER SO BB IBB HBP BLK WP HR S P ERA WHIP	IP WLS BF H R ER SO BB IBB HBP BLK WP HR S P ERA WHIP	IP WLS BF H R ER SO BB IBB HBP BLK WP HR S P ERA WHIP	IP WLS BF H R ER SO BB IBB HBP BLK WP HR S P ERA WHIP	IP WLS BF H R ER SO BB IBB HBP BLK WP HR S P ERA WHIP	IP WLS BF H R ER SO BB IBB HBP BLK WP HR S P ERA WHIP	IP WLS BF H R ER SO BB IBB HBP BLK WP HR S P ERA WHIP	IP WLS BF H R ER SO BB IBB HBP BLK WP HR S P ERA WHIP	IP WLS BF H R ER SO BB IBB HBP BLK WP HR S P ERA WHIP	IP WLS BF H R ER SO BB IBB HBP BLK WP HR S P ERA WHIP	IP WLS BF H R ER SO BB IBB HBP BLK WP HR S P ERA WHIP	IP WLS BF H R ER SO BB IBB HBP BLK WP HR S P ERA WHIP	IP WLS BF H R ER SO BB IBB HBP BLK WP HR S P ERA WHIP	IP WLS BF H R ER SO BB IBB HBP BLK WP HR S P ERA WHIP

San Diego Padres @ Chicago Cubs
Wrigley Field, Chicago, IL
Wed May 30 2012, 1:22 PM - 4:51 PM CDT
Att: 38,516 - Partly Cloudy - 59 F

AB	35
R	6
H	9
RBI	6
BB	6
SO	9
LOB	17



Batter	1	2	3	4	5	6	7	8	9	AB	R	H	RBI	BB	SO	LOB	BOTTOM				
9 David DeJesus, L OBP: 0.379, SLG: 0.412	G3	F7			12 BB	13 BB				4	1	1	0	1	0	1					
13 Starlin Castro, R OBP: 0.329, SLG: 0.444	21 S		F8		2 BB	12 BB				4	1	2	1	1	0	0					
21 Joe Mather, R OBP: 0.333, SLG: 0.455	L7		P5		F7					5	0	0	0	0	1	5					
40 James Russell, L										0	0	0	0	0	0	0					
6 Bryan LaHair, L OBP: 0.396, SLG: 0.582	G3		G1-5-3		L9					5	1	1	0	0	1	3					
12 Alfonso Soriano, R OBP: 0.308, SLG: 0.444	K			G5-3	15 BB	2 BB				3	0	0	0	2	2	1					
2 Ian Stewart, L OBP: 0.287, SLG: 0.345	G3			K						4	0	0	1	1	2	2					
15 Darwin Barney, R OBP: 0.326, SLG: 0.429			51 S							3	3	2	3	2	0	0					
51 Steve Clevenger, L OBP: 0.519, SLG: 0.731										4	1	2	2	0	0	3					
46 Ryan Dempster, R OBP: 0.266, SLG: 0.491										2	0	1	1	0	0	1					
27 Casey Coleman, R										0	0	0	0	0	0	0					
3 Jeff Baker, R										1	0	0	0	0	0	0					
49 Carlos Marmol, R										0	0	0	0	0	0	0					
36 Randy Wells, R OBP: 0.333, SLG: 0.333										1	0	0	0	0	0	0					
5 Reed Johnson, R OBP: 0.301, SLG: 0.249										1	0	0	0	0	0	0					
1 Tony Campana, L OBP: 0.257, SLG: 0.345										0	1	0	0	0	0	0					
Inning Stats	R: 0 E: 0 K: 0 S: 10	H: 1 LOB: 1 BB: 0 P: 18	R: 2 E: 0 K: 1 S: 15	H: 2 LOB: 1 BB: 1 P: 24	R: 0 E: 0 K: 0 S: 7	H: 0 LOB: 0 BB: 0 P: 10	R: 1 E: 0 K: 1 S: 10	H: 2 LOB: 1 BB: 0 P: 16	R: 2 E: 0 K: 0 S: 14	H: 1 LOB: 3 BB: 4 P: 35	R: 0 E: 0 K: 1 S: 7	H: 0 LOB: 0 BB: 0 P: 12	R: 0 E: 0 K: 3 S: 10	H: 0 LOB: 1 BB: 1 P: 19	R: 1 E: 0 K: 0 S: 17	H: 2 LOB: 2 BB: 1 P: 24	R: 2 E: 0 K: 1 S: 16	H: 2 LOB: 0 BB: 0 P: 22	1B: 8 2B: 1 3B: 0 HR: 1	SF: 0 SAC: 0 DP: 0 HBP: 0	WP: 0 PA: 43 PB: 0 SB: 4 CS: 0
PITCHER	IP WLS BF H R ER SO BB IBB HBP BLK WP HR S P ERA WHIP	IP WLS BF H R ER SO BB IBB HBP BLK WP HR S P ERA WHIP	IP WLS BF H R ER SO BB IBB HBP BLK WP HR S P ERA WHIP	IP WLS BF H R ER SO BB IBB HBP BLK WP HR S P ERA WHIP	IP WLS BF H R ER SO BB IBB HBP BLK WP HR S P ERA WHIP	IP WLS BF H R ER SO BB IBB HBP BLK WP HR S P ERA WHIP	IP WLS BF H R ER SO BB IBB HBP BLK WP HR S P ERA WHIP	IP WLS BF H R ER SO BB IBB HBP BLK WP HR S P ERA WHIP	IP WLS BF H R ER SO BB IBB HBP BLK WP HR S P ERA WHIP	IP WLS BF H R ER SO BB IBB HBP BLK WP HR S P ERA WHIP	IP WLS BF H R ER SO BB IBB HBP BLK WP HR S P ERA WHIP	IP WLS BF H R ER SO BB IBB HBP BLK WP HR S P ERA WHIP	IP WLS BF H R ER SO BB IBB HBP BLK WP HR S P ERA WHIP	IP WLS BF H R ER SO BB IBB HBP BLK WP HR S P ERA WHIP	IP WLS BF H R ER SO BB IBB HBP BLK WP HR S P ERA WHIP	IP WLS BF H R ER SO BB IBB HBP BLK WP HR S P ERA WHIP	IP WLS BF H R ER SO BB IBB HBP BLK WP HR S P ERA WHIP	IP WLS BF H R ER SO BB IBB HBP BLK WP HR S P ERA WHIP	IP WLS BF H R ER SO BB IBB HBP BLK WP HR S P ERA WHIP		

San Diego Padres @ Chicago Cubs
Wrigley Field, Chicago, IL
Wed May 30 2012, 1:22 PM - 4:51 PM CDT
Att: 38,516 - Partly Cloudy - 59 F

AB	36
R	8
H	10
RBI	8
BB	7
SO	7
LOB	16



Batter	1	2	3	4	5	6	7	8	9	AB	R	H	RBI	BB	SO	LOB	TOP								
1 Tony Campana, L (1,8) OBP: 0.347, SLG: 0.341										4	0	1	0	0	2	0	Chicago Cubs @ San Francisco Giants AT&T Park, San Francisco, CA Fri Jun 01 2012, 7:17 PM - 9:55 PM PDT Att: 41,100 - Partly Cloudy - 57 F								
13 Starlin Castro, R (1,6) OBP: 0.332, SLG: 0.445										4	1	2	0	0	2	1									
21 Joe Mather, R (1,5) OBP: 0.333, SLG: 0.444										4	1	1	0	0	1	2									
12 Alfonso Soriano, R (1,7) OBP: 0.312, SLG: 0.459										3	1	1	3	0	1	0									
5 Reed Johnson, R (1,9) OBP: 0.307, SLG: 0.407										4	0	0	0	0	2	2									
3 Jeff Baker, R (1,3) OBP: 0.328, SLG: 0.333										3	0	2	0	0	0	0									
6 Bryan LaHair, L (9,PH) OBP: 0.400, SLG: 0.592										1	0	1	0	0	0	0									
2 Ian Stewart, L (9,PR) OBP: 0.287, SLG: 0.345										0	0	0	0	0	0	0									
15 Darwin Barney, R (1,4) OBP: 0.335, SLG: 0.436										4	0	3	0	0	0	1									
51 Steve Clevenger, L (1,2) OBP: 0.452, SLG: 0.633										4	0	0	0	0	0	5									
28 Paul Maholm, L (1,1) OBP: 0.025, SLG: 0.056										2	0	0	0	0	2	1									
50 Blake Parker, R (6,1) ERA: 3.04										0	0	0	0	0	0	0									
27 Casey Coleman, L (7,1) ERA: 1.54										0	0	0	0	0	0	0									
45 Adrian Cardenas, L (8,PH) ERA: 3.55										1	0	0	0	0	0	0									
49 Carlos Marmol, R (8,1) ERA: 3.55										0	0	0	0	0	0	0									
9 David DeJesus, L (8,PH) ERA: 3.55										1	0	0	0	0	0	2									
Inning Stats	R: 0 E: 0 K: 3 S: 15	H: 1 LOB: 2 BB: 0 P: 22	R: 0 E: 0 K: 1 S: 10	H: 2 LOB: 1 BB: 0 P: 13	R: 0 E: 0 K: 1 S: 9	H: 1 LOB: 0 BB: 0 P: 11	R: 0 E: 0 K: 2 S: 7	H: 0 LOB: 0 BB: 0 P: 9	R: 0 E: 0 K: 1 S: 8	H: 1 LOB: 0 BB: 0 P: 9	R: 0 E: 0 K: 1 S: 6	H: 0 LOB: 0 BB: 0 P: 6	R: 0 E: 0 K: 0 S: 9	H: 1 LOB: 1 BB: 0 P: 14	R: 0 E: 0 K: 2 S: 9	H: 0 LOB: 0 BB: 0 P: 12	R: 3 E: 0 K: 0 S: 17	H: 5 LOB: 2 BB: 0 P: 25	1B: 9 2B: 1 3B: 0 HR: 1	SF: 0 SAC: 0 DP: 2 HBP: 1	WP: 0 PB: 0 SB: 1 CS: 1	PA: 36			
PITCHER	IP	WLS	BF	H	R	ER	SO	BB	IBB	HBP	BLK	WP	HR	S	P	ERA	WHIP								
40 Madison Bumgarner, L (1,1) ERA: 3.04	8.0	W	30	8	2	2	11	0	0	1	1	0	0	76	102	2.25	1.000								
46 Santiago Casilla, R (9,1) ERA: 1.54	0.1	H	4	3	1	1	0	0	0	0	0	0	1	11	15	27.00	9.000								
49 Javier López, L (9,1) ERA: 3.55	0.2	S	2	0	0	0	0	0	0	0	0	0	0	3	4	0.00	0.000								

AB	35
R	3
H	11
RBI	3
BB	0
SO	11
LOB	14



Batter	1	2	3	4	5	6	7	8	9	AB	R	H	RBI	BB	SO	LOB	BOTTOM								
7 Grégor Blanco, L (1,9) OBP: 0.397, SLG: 0.410										3	1	0	0	1	2	1	Chicago Cubs @ San Francisco Giants AT&T Park, San Francisco, CA Fri Jun 01 2012, 7:17 PM - 9:55 PM PDT Att: 41,100 - Partly Cloudy - 57 F								
5 Ryan Theriot, R (1,4) OBP: 0.286, SLG: 0.286										3	2	3	1	1	0	0									
53 Melky Cabrera, S (1,7) OBP: 0.418, SLG: 0.559										4	1	2	1	0	0	2									
28 Buster Posey, R (1,2) OBP: 0.351, SLG: 0.464										3	0	1	2	0	0	1									
16 Ángel Pagán, S (1,8) OBP: 0.356, SLG: 0.465										4	0	1	0	0	2	1									
6 Brett Pill, R (1,3) OBP: 0.269, SLG: 0.375										4	0	1	0	0	1	3									
13 Joaquín Arias, R (1,5) OBP: 0.275, SLG: 0.324										4	0	0	0	0	1	2									
35 Brandon Crawford, L (1,6) OBP: 0.274, SLG: 0.309										2	0	1	0	1	0	0									
40 Madison Bumgarner, R (1,1) OBP: 0.111, SLG: 0.148										2	0	0	0	0	1	2									
46 Santiago Casilla, R (9,1) ERA: 1.54										0	0	0	0	0	0	0									
49 Javier López, L (9,1) ERA: 3.55										0	0	0	0	0	0	0									
Inning Stats	R: 2 E: 0 K: 0 S: 14	H: 2 LOB: 1 BB: 1 P: 26	R: 0 E: 0 K: 1 S: 7	H: 1 LOB: 0 BB: 0 P: 10	R: 2 E: 0 K: 0 S: 14	H: 4 LOB: 1 BB: 0 P: 18	R: 0 E: 0 K: 2 S: 9	H: 0 LOB: 0 BB: 0 P: 11	R: 0 E: 0 K: 1 S: 7	H: 1 LOB: 2 BB: 1 P: 11	R: 0 E: 0 K: 1 S: 14	H: 1 LOB: 1 BB: 1 P: 26	R: 0 E: 0 K: 1 S: 9	H: 1 LOB: 0 BB: 0 P: 14	R: 0 E: 0 K: 2 S: 11	H: 0 LOB: 0 BB: 0 P: 18	R: 7 E: 0 K: 1 S: 20	H: 7 LOB: 1 BB: 1 HR: 0	SF: 1 SAC: 1 DP: 2 HBP: 0	WP: 0 PB: 0 SB: 1 CS: 0	PA: 34				
PITCHER	IP	WLS	BF	H	R	ER	SO	BB	IBB	HBP	BLK	WP	HR	S	P	ERA	WHIP								
28 Paul Maholm, L (1,1) ERA: 4.82	5.1	L	24	8	4	4	4	2	0	0	0	0	0	59	89	6.75	1.875								
50 Blake Parker, R (6,1) ERA: 4.82	1.1		6	1	0	0	1	0	1	0	0	0	0	13	24	0.00	0.750								
27 Casey Coleman, R (7,1) ERA: 2.25	0.1		1	0	0	0	0	0	0	0	0	0	0	2	3	0.00	0.000								
49 Carlos Marmol, R (8,1) ERA: 5.4	1.0		3	0	0	0	2	0	0	0	0	0	0	11	18	0.00	0.000								



Batter	1	2	3	4	5	6	7	8	9	AB	R	H	RBI	BB	SO	LOB	TOP			
1 Tony Campana, L (1,8) OBP: 0.353, SLG: 0.347	G3			1B		1B		K		4	0	2	0	0	1	0	Chicago Cubs @ San Francisco Giants AT&T Park, San Francisco, CA Sat Jun 02 2012, 4:17 PM - 7:01 PM PDT Att: 41,239 - Partly Cloudy - 62 F			
13 Starlin Castro, R (1,6) OBP: 0.330, SLG: 0.439	K			K		P4			BB	3	0	0	0	1	2	2				
9 David DeJesus, L (1,9) OBP: 0.380, SLG: 0.425	G3-1			HR		BB			G5-4-3	3	1	1	1	1	0	1				
12 Alfonso Soriano, R (1,7) OBP: 0.311, SLG: 0.460		G1-3				P3			G6-3	4	0	1	0	0	0	2				
6 Bryan LaHair, L (1,3) OBP: 0.399, SLG: 0.587				2B						3	0	1	0	0	1	1				
51 Steve Clevenger, L (1,2) OBP: 0.412, SLG: 0.576				1B						3	0	0	0	0	0	1				
15 Darwin Barney, R (1,4) OBP: 0.330, SLG: 0.429										3	0	0	0	0	0	0				
21 Joe Mather, R (1,5) OBP: 0.323, SLG: 0.429										3	0	0	0	0	1	0				
22 Matt Garza, R (1,1) OBP: 0.050, SLG: 0.050										2	0	0	0	0	2	0				
54 Shawn Camp, R (7,1)										0	0	0	0	0	0	0				
2 Ian Stewart, L (8,PH) OBP: 0.286, SLG: 0.342										1	0	0	0	0	0	0				
49 Carlos Marmol, R (8,1)										0	0	0	0	0	0	0				
Inning Stats	R: 0 E: 0 K: 1 S: 9	H: 0 LOB: 0 BB: 0 P: 16	R: 0 E: 0 K: 0 S: 4	H: 1 LOB: 0 BB: 0 P: 6	R: 0 E: 0 K: 1 S: 7	H: 0 LOB: 0 BB: 0 P: 10	R: 1 E: 0 K: 2 S: 12	H: 3 LOB: 1 BB: 0 P: 17	R: 0 E: 0 K: 1 S: 9	H: 0 LOB: 0 BB: 0 P: 15	R: 0 E: 0 K: 1 S: 14	H: 1 LOB: 2 BB: 1 P: 23	R: 0 E: 0 K: 0 S: 4	H: 0 LOB: 0 BB: 0 P: 7	R: 0 E: 0 K: 1 S: 12	H: 0 LOB: 0 BB: 0 P: 12	1B: 3 2B: 2 3B: 0 HR: 1	SF: 0 SAC: 0 DP: 2 HBP: 0	WP: 0 PB: 0 SB: 3 CS: 1	PA: 31
PITCHER	IP ERA: 2.62	WLS LOB: 0	BF H R ER SO	H R ER SO	BB IBB HBP BLK	BB IBB HBP BLK	WP HR S P	ERA WHIP	PITCHER	IP ERA: 3.39	WLS LOB: 0	BF H R ER SO	H R ER SO	BB IBB HBP BLK	BB IBB HBP BLK	WP HR S P	ERA WHIP			
18 Matt Cain, R (1,1) ERA: 2.62	8.0	W	29	5	1	1	7	2	0	0	0	0	0	0	0	0	0	1.12	0.875	
49 Javier López, L (9,1) ERA: 3.39	0.2	H	1	0	0	0	0	0	0	0	0	0	0	0	0	0	0	0.00	0.000	
54 Sergio Romo, R (9,1) ERA: 0.6	0.1	S	1	0	0	0	0	0	0	0	0	0	0	0	0	0	0	0.00	0.000	

AB	29
R	1
H	5
RBI	1
BB	2
SO	7
LOB	7



Batter	1	2	3	4	5	6	7	8	9	AB	R	H	RBI	BB	SO	LOB	BOTTOM			
7 Grégor Blanco, L (1,9) OBP: 0.386, SLG: 0.397	G4-3			F9		K			FC4-6	4	0	0	0	0	1	2	Chicago Cubs @ San Francisco Giants AT&T Park, San Francisco, CA Sat Jun 02 2012, 4:17 PM - 7:01 PM PDT Att: 41,239 - Partly Cloudy - 62 F			
5 Ryan Theriot, R (1,4) OBP: 0.284, SLG: 0.284	E5			L4					G4-3	4	1	1	0	0	0	1				
53 Melky Cabrera, S (1,7) OBP: 0.415, SLG: 0.553	FC4-6			G3-1		1B			F8	4	1	1	0	0	0	2				
28 Buster Posey, R (1,2) OBP: 0.349, SLG: 0.459				G6-3		L8			G5-3	4	0	1	0	0	0	2				
16 Ángel Pagán, S (1,8) OBP: 0.355, SLG: 0.461	K			B5					P5	4	0	1	0	0	1	2				
17 Aubrey Huff, L (1,3) OBP: 0.303, SLG: 0.245				K					K	3	0	0	1	1	2	0				
9 Brandon Belt, L (9,3) OBP: 0.347, SLG: 0.340										0	0	0	0	0	0	0				
13 Joaquin Arias, R (1,5) OBP: 0.268, SLG: 0.316				G4-3		G4-3			FC6-4	3	0	0	1	0	0	2				
35 Brandon Crawford, L (1,6) OBP: 0.281, SLG: 0.317										2	0	1	0	0	1	2				
18 Matt Cain, R (1,1) OBP: 0.214, SLG: 0.259										3	0	1	0	0	2	2				
49 Javier López, L (9,1)										0	0	0	0	0	0	0				
54 Sergio Romo, R (9,1)										0	0	0	0	0	0	0				
Inning Stats	R: 0 E: 1 K: 1 S: 15	H: 1 LOB: 2 BB: 0 P: 25	R: 0 E: 0 K: 1 S: 9	H: 0 LOB: 1 BB: 0 P: 14	R: 0 E: 0 K: 0 S: 5	H: 0 LOB: 0 BB: 0 P: 11	R: 0 E: 0 K: 1 S: 7	H: 0 LOB: 0 BB: 0 P: 12	R: 0 E: 0 K: 2 S: 10	H: 1 LOB: 1 BB: 0 P: 13	R: 2 E: 0 K: 1 S: 17	H: 3 LOB: 2 BB: 1 P: 28	R: 0 E: 0 K: 0 S: 8	H: 1 LOB: 1 BB: 0 P: 10	R: 0 E: 0 K: 1 S: 9	H: 0 LOB: 0 BB: 0 P: 15	1B: 5 2B: 1 3B: 0 HR: 0	SF: 0 SAC: 0 DP: 0 HBP: 1	WP: 0 PB: 0 SB: 0 CS: 0	PA: 33
PITCHER	IP ERA: 4.1	WLS LOB: 2	BF H R ER SO	H R ER SO	BB IBB HBP BLK	BB IBB HBP BLK	WP HR S P	ERA WHIP	PITCHER	IP ERA: 2.57	WLS LOB: 1	BF H R ER SO	H R ER SO	BB IBB HBP BLK	BB IBB HBP BLK	WP HR S P	ERA WHIP			
22 Matt Garza, R (1,1) ERA: 4.1	6.0	L	26	5	2	2	6	1	0	1	0	0	0	0	0	0	3.00	1.000		
54 Shawn Camp, R (7,1) ERA: 2.57	1.0		4	1	0	0	0	0	0	0	0	8	10	0.00	1.000					
49 Carlos Marmol, R (8,1) ERA: 5.02	1.0		3	0	0	0	1	0	0	0	0	9	15	0.00	0.000					

AB	31
R	2
H	6
RBI	2
BB	1
SO	7
LOB	15



Batter	1	2	3	4	5	6	7	8	9	AB	R	H	RBI	BB	SO	LOB	TOP			
1 Tony Campana, L (1,8) OBP: 0.336, SLG: 0.330										4	0	1	0	0	0	2	Chicago Cubs @ San Francisco Giants AT&T Park, San Francisco, CA Mon Jun 04 2012, 12:46 PM - 3:34 PM PDT Att: 41,524 - Overcast - 54 F			
13 Starlin Castro, R (1,6) OBP: 0.319, SLG: 0.423										4	0	0	0	0	0	4				
9 David DeJesus, L (1,9) OBP: 0.373, SLG: 0.416										4	0	0	0	0	1	0				
12 Alfonso Soriano, R (1,7) OBP: 0.308, SLG: 0.448										4	0	1	0	0	1	0				
6 Bryan LaHair, L (1,3) OBP: 0.395, SLG: 0.578										4	1	1	0	0	1	1				
2 Ian Stewart, L (1,5) OBP: 0.286, SLG: 0.340										4	0	0	0	0	2	2				
15 Darwin Barney, R (1,4) OBP: 0.332, SLG: 0.423										4	1	2	0	0	0	0				
51 Steve Clevenger, L (1,2) OBP: 0.395, SLG: 0.541										4	0	1	1	0	0	1				
29 Jeff Samardzija, R (1,1) OBP: 0.261, SLG: 0.190										2	0	1	1	0	0	1				
27 Casey Coleman, L (6,1) OBP: 0.244, SLG: 0.330										0	0	0	0	0	0	0				
45 Adrian Cardenas, L (7,PH) OBP: 0.144, SLG: 0.190										0	0	0	0	0	0	0				
49 Carlos Marmol, R (7,1) OBP: 0.244, SLG: 0.330										0	0	0	0	0	0	0				
40 James Russell, L (7,1) OBP: 0.244, SLG: 0.330										0	0	0	0	0	0	0				
37 Jairo Asencio, R (8,1) OBP: 0.244, SLG: 0.330										0	0	0	0	0	0	0				
Inning Stats	R: 0 E: 0 K: 0 S: 10	H: 0 LOB: 0 BB: 0 P: 13	R: 2 E: 0 K: 1 S: 22	H: 5 LOB: 3 BB: 0 P: 31	R: 0 E: 0 K: 1 S: 10	H: 1 LOB: 1 BB: 0 P: 16	R: 0 E: 0 K: 0 S: 8	H: 1 LOB: 1 BB: 0 P: 10	R: 0 E: 0 K: 0 S: 4	H: 0 LOB: 0 BB: 0 P: 7	R: 0 E: 0 K: 1 S: 6	H: 0 LOB: 0 BB: 0 P: 8	R: 0 E: 0 K: 2 S: 11	H: 0 LOB: 0 BB: 0 P: 15	R: 0 E: 0 K: 0 S: 7	H: 0 LOB: 0 BB: 0 P: 11	1B: 7 2B: 1 3B: 0 HR: 0	SF: 0 SAC: 0 DP: 0 HBP: 0	WP: 0 PB: 0 SB: 0 CS: 0	PA: 35
PITCHER	IP: 7.0 WLS: W BF: 29	H: 8 R: 2 ER: 2 SO: 3	BB: 0 IBB: 0 HBP: 0 BLK: 0	WP: 0 HR: 0 S: 71 P: 101	ERA: 2.57 WHIP: 1.143	PITCHER														
32 Ryan Vogelsong, R (1,1) ERA: 2.38	IP: 7.0 WLS: W BF: 29	H: 8 R: 2 ER: 2 SO: 3	BB: 0 IBB: 0 HBP: 0 BLK: 0	WP: 0 HR: 0 S: 71 P: 101	ERA: 2.57 WHIP: 1.143															
41 Jeremy Affeldt, L (8,1) ERA: 2.29	IP: 2.0 WLS: S BF: 6	H: 0 R: 0 ER: 0 SO: 2	BB: 0 IBB: 0 HBP: 0 BLK: 0	WP: 0 HR: 0 S: 18 P: 26	ERA: 0.00 WHIP: 0.000															

Chicago Cubs @ San Francisco Giants
AT&T Park, San Francisco, CA
Mon Jun 04 2012, 12:46 PM - 3:34 PM PDT
Att: 41,524 - Overcast - 54 F

AB 35
R 2
H 8
RBI 2
BB 0
SO 5
LOB 11



Batter	1	2	3	4	5	6	7	8	9	AB	R	H	RBI	BB	SO	LOB	BOTTOM			
12 Nate Schierholz, L (1,9) OBP: 0.299, SLG: 0.412										4	0	1	0	1	1	0	Chicago Cubs @ San Francisco Giants AT&T Park, San Francisco, CA Mon Jun 04 2012, 12:46 PM - 3:34 PM PDT Att: 41,524 - Overcast - 54 F			
5 Ryan Theriot, R (1,4) OBP: 0.289, SLG: 0.281										5	0	2	0	0	1	3				
53 Melky Cabrera, S (1,7) OBP: 0.406, SLG: 0.538										4	0	0	0	0	1	6				
28 Buster Posey, R (1,2) OBP: 0.362, SLG: 0.462										0	2	0	0	4	0	0				
16 Angel Pagán, S (1,8) OBP: 0.357, SLG: 0.464										4	0	2	0	0	1	3				
9 Brandon Belt, L (1,3) OBP: 0.360, SLG: 0.343										2	1	1	0	2	0	1				
13 Joaquin Arias, R (1,5) OBP: 0.277, SLG: 0.317										4	0	1	0	0	0	6				
35 Brandon Crawford, L (1,6) OBP: 0.281, SLG: 0.318										4	0	1	2	0	1	3				
32 Ryan Vogelsong, R (1,1) ERA: 2.38										3	0	0	0	0	3	4				
41 Jeremy Affeldt, L (8,1) ERA: 2.29										1	0	0	0	0	0	0				
Inning Stats	R: 0 E: 0 K: 2 S: 12	H: 1 LOB: 2 BB: 1 P: 20	R: 1 E: 0 K: 2 S: 20	H: 3 LOB: 3 BB: 1 P: 29	R: 0 E: 0 K: 0 S: 10	H: 0 LOB: 1 BB: 1 P: 20	R: 0 E: 0 K: 1 S: 9	H: 2 LOB: 2 BB: 0 P: 13	R: 1 E: 0 K: 1 S: 15	H: 1 LOB: 2 BB: 2 P: 28	R: 0 E: 0 K: 0 S: 8	H: 0 LOB: 0 BB: 0 P: 14	R: 1 E: 0 K: 1 S: 8	H: 1 LOB: 1 BB: 2 P: 20	R: 0 E: 0 K: 1 S: 11	H: 0 LOB: 0 BB: 0 P: 16	1B: 7 2B: 1 3B: 0 HR: 0	SF: 0 SAC: 0 DP: 1 HBP: 0	WP: 1 PB: 0 SB: 1 CS: 0	PA: 38
PITCHER	IP: 5.0 WLS: 3 BF: 27	H: 7 R: 2 ER: 2 SO: 6	BB: 5 IBB: 0 HBP: 0 BLK: 0	WP: 1 HR: 0 S: 66 P: 110	ERA: 3.60 WHIP: 2.400	PITCHER														
29 Jeff Samardzija, R (1,1) ERA: 3.13	IP: 5.0 WLS: 3 BF: 27	H: 7 R: 2 ER: 2 SO: 6	BB: 5 IBB: 0 HBP: 0 BLK: 0	WP: 1 HR: 0 S: 66 P: 110	ERA: 3.60 WHIP: 2.400															
27 Casey Coleman, R (6,1) ERA: 2.09	IP: 1.0 WLS: 0 BF: 3	H: 0 R: 0 ER: 0 SO: 0	BB: 0 IBB: 0 HBP: 0 BLK: 0	WP: 0 HR: 0 S: 8 P: 14	ERA: 0.00 WHIP: 0.000															
49 Carlos Marmol, R (7,1) ERA: 5.4	IP: 0.2 WLS: L BF: 4	H: 1 R: 1 ER: 1 SO: 0	BB: 2 IBB: 0 HBP: 0 BLK: 0	WP: 0 HR: 0 S: 5 P: 15	ERA: 13.50 WHIP: 4.500															
40 James Russell, L (7,1) ERA: 1.8	IP: 1.0 WLS: 0 BF: 3	H: 0 R: 0 ER: 0 SO: 2	BB: 0 IBB: 0 HBP: 0 BLK: 0	WP: 0 HR: 0 S: 9 P: 14	ERA: 0.00 WHIP: 0.000															
37 Jairo Asencio, R (8,1) ERA: 5.88	IP: 0.1 WLS: 0 BF: 1	H: 0 R: 0 ER: 0 SO: 0	BB: 0 IBB: 0 HBP: 0 BLK: 0	WP: 0 HR: 0 S: 5 P: 7	ERA: 0.00 WHIP: 0.000															

Chicago Cubs @ San Francisco Giants
AT&T Park, San Francisco, CA
Mon Jun 04 2012, 12:46 PM - 3:34 PM PDT
Att: 41,524 - Overcast - 54 F

AB 31
R 3
H 8
RBI 2
BB 7
SO 8
LOB 26



Batter	1	2	3	4	5	6	7	8	9	AB	R	H	RBI	BB	SO	LOB	TOP							
1 Tony Campana, L (1,8) OBP: 0.319, SLG: 0.313										4	0	0	0	0	4	1	Chicago Cubs @ Milwaukee Brewers Miller Park, Milwaukee, WI Wed Jun 06 2012, 7:11 PM - 9:55 PM CDT Att: 27,112 - Clear - 72 F							
13 Starlin Castro, R (1,6) OBP: 0.324, SLG: 0.432										4	0	1	0	0	0	1								
9 David DeJesus, L (1,9) OBP: 0.373, SLG: 0.405										3	0	0	0	1	2	1								
12 Alfonso Soriano, R (1,7) OBP: 0.311, SLG: 0.463										4	0	1	0	0	1	2								
6 Bryan LaHair, L (1,3) OBP: 0.387, SLG: 0.577										4	0	0	0	0	2	1								
51 Steve Clevenger, L (1,2) OBP: 0.348, SLG: 0.467										3	0	0	0	0	2	1								
15 Darwin Barney, R (1,4) OBP: 0.330, SLG: 0.415										2	0	0	0	1	0	0								
2 Ian Stewart, L (1,5) OBP: 0.291, SLG: 0.335										2	0	1	0	1	1	0								
28 Paul Maholm, L (1,1) OBP: 0.106, SLG: 0.056										1	0	0	0	0	1	3								
45 Adrian Cardenas, L (5,PH) OBP: 0.233, SLG: 0.237										1	0	0	0	0	1	1								
36 Randy Wells, R (5,1) OBP: 0.335, SLG: 0.337										0	0	0	0	0	0	0								
60 Manny Corpas, R (7,1) OBP: 0.335, SLG: 0.337										0	0	0	0	0	0	0								
5 Reed Johnson, R (8,PH) OBP: 0.135, SLG: 0.135										1	0	0	0	0	1	1								
49 Carlos Marmol, R (8,1) OBP: 0.135, SLG: 0.135										0	0	0	0	0	0	0								
Inning Stats	R: 0 E: 0 K: 2 S: 8	H: 0 LOB: 0 BB: 0 P: 14	R: 0 E: 0 K: 1 S: 16	H: 1 LOB: 3 BB: 2 P: 30	R: 0 E: 0 K: 3 S: 11	H: 1 LOB: 1 BB: 0 P: 15	R: 0 E: 0 K: 2 S: 9	H: 0 LOB: 0 BB: 0 P: 13	R: 0 E: 0 K: 3 S: 9	H: 0 LOB: 0 BB: 0 P: 15	R: 0 E: 0 K: 0 S: 8	H: 0 LOB: 0 BB: 0 P: 11	R: 0 E: 0 K: 1 S: 7	H: 0 LOB: 0 BB: 0 P: 11	R: 0 E: 0 K: 2 S: 11	H: 1 LOB: 1 BB: 0 P: 16	R: 0 E: 0 K: 1 S: 6	H: 0 LOB: 0 BB: 1 P: 13	1B: 1 2B: 3 3B: 0 HR: 0	SF: 0 SAC: 0 DP: 2 HBP: 0	WP: 1 PB: 0 SB: 0 CS: 1	PA: 32		
PITCHER	IP WLS BF H R ER SO BB IBB HBP BLK WP HR S P ERA WHIP	IP WLS BF H R ER SO BB IBB HBP BLK WP HR S P ERA WHIP	IP WLS BF H R ER SO BB IBB HBP BLK WP HR S P ERA WHIP	IP WLS BF H R ER SO BB IBB HBP BLK WP HR S P ERA WHIP	IP WLS BF H R ER SO BB IBB HBP BLK WP HR S P ERA WHIP	IP WLS BF H R ER SO BB IBB HBP BLK WP HR S P ERA WHIP	IP WLS BF H R ER SO BB IBB HBP BLK WP HR S P ERA WHIP	IP WLS BF H R ER SO BB IBB HBP BLK WP HR S P ERA WHIP	IP WLS BF H R ER SO BB IBB HBP BLK WP HR S P ERA WHIP	IP WLS BF H R ER SO BB IBB HBP BLK WP HR S P ERA WHIP	IP WLS BF H R ER SO BB IBB HBP BLK WP HR S P ERA WHIP	IP WLS BF H R ER SO BB IBB HBP BLK WP HR S P ERA WHIP	IP WLS BF H R ER SO BB IBB HBP BLK WP HR S P ERA WHIP	IP WLS BF H R ER SO BB IBB HBP BLK WP HR S P ERA WHIP	IP WLS BF H R ER SO BB IBB HBP BLK WP HR S P ERA WHIP	IP WLS BF H R ER SO BB IBB HBP BLK WP HR S P ERA WHIP	IP WLS BF H R ER SO BB IBB HBP BLK WP HR S P ERA WHIP	IP WLS BF H R ER SO BB IBB HBP BLK WP HR S P ERA WHIP	IP WLS BF H R ER SO BB IBB HBP BLK WP HR S P ERA WHIP	IP WLS BF H R ER SO BB IBB HBP BLK WP HR S P ERA WHIP	IP WLS BF H R ER SO BB IBB HBP BLK WP HR S P ERA WHIP	IP WLS BF H R ER SO BB IBB HBP BLK WP HR S P ERA WHIP	IP WLS BF H R ER SO BB IBB HBP BLK WP HR S P ERA WHIP	IP WLS BF H R ER SO BB IBB HBP BLK WP HR S P ERA WHIP

Chicago Cubs @ Milwaukee Brewers
 Miller Park, Milwaukee, WI
 Wed Jun 06 2012, 7:11 PM - 9:55 PM CDT
 Att: 27,112 - Clear - 72 F

AB 29
 R 0
 H 3
 RBI 0
 BB 3
 SO 15
 LOB 12

Batter	1	2	3	4	5	6	7	8	9	AB	R	H	RBI	BB	SO	LOB	BOTTOM							
7 Norichika Aoki, L (1,9) OBP: 0.347, SLG: 0.430										4	2	3	0	1	0	0	Chicago Cubs @ Milwaukee Brewers Miller Park, Milwaukee, WI Wed Jun 06 2012, 7:11 PM - 9:55 PM CDT Att: 27,112 - Clear - 72 F							
27 Carlos Gómez, R (1,8) OBP: 0.292, SLG: 0.424										5	0	0	0	0	0	6								
8 Ryan Braun, R (1,7) OBP: 0.392, SLG: 0.599										3	1	1	1	1	2	0								
2 Nyjer Morgan, L (9,7) OBP: 0.292, SLG: 0.293										0	0	0	0	0	0	0								
1 Corey Hart, R (1,3) OBP: 0.313, SLG: 0.486										3	1	1	1	0	1	0								
9 George Kottaras, L (9,3) OBP: 0.465, SLG: 0.460										0	0	0	0	0	0	0								
23 Rickie Weeks Jr, R (1,4) OBP: 0.298, SLG: 0.295										4	0	0	0	0	1	3								
46 Juan Pablo Perez, R (9,1) OBP: 0.465, SLG: 0.460										0	0	0	0	0	0	0								
21 Cody Ransom, R (1,6) OBP: 0.337, SLG: 0.453										4	1	1	1	0	2	0								
14 Brooks Conrad, S (1,5) OBP: 0.150, SLG: 0.250										2	0	1	2	1	0	0								
29 Edwin Maysonet, R (8,6) OBP: 0.265, SLG: 0.313										1	1	1	0	0	0	0								
12 Martin Maldonado, R (1,2) OBP: 0.269, SLG: 0.333										3	1	2	0	1	0	0								
13 Zack Greinke, R (1,1) OBP: 0.154, SLG: 0.192										2	0	0	0	0	0	2								
40 Jose Veras, R (8,1) OBP: 0.372, SLG: 0.372										0	0	0	0	0	0	0								
5 Taylor Green, L (8,PH) OBP: 0.323, SLG: 0.385										1	1	1	3	0	0	0								
Inning Stats	R: 0 E: 0 K: 1 S: 8	H: 1 LOB: 0 BB: 0 P: 13	R: 0 E: 0 K: 2 S: 10	H: 0 LOB: 0 BB: 0 P: 15	R: 0 E: 0 K: 0 S: 8	H: 0 LOB: 0 BB: 0 P: 14	R: 4 E: 1 K: 0 S: 23	H: 5 LOB: 2 BB: 1 P: 39	R: 1 E: 1 K: 0 S: 8	H: 1 LOB: 1 BB: 1 P: 16	R: 0 E: 0 K: 0 S: 8	H: 1 LOB: 3 BB: 2 P: 19	R: 0 E: 0 K: 2 S: 7	H: 0 LOB: 0 BB: 0 P: 11	R: 3 E: 0 K: 1 S: 20	H: 3 LOB: 0 BB: 0 P: 30	R: 0 E: 0 K: 1 S: 2	H: 0 LOB: 0 BB: 1 P: 3	1B: 6 2B: 4 3B: 0 HR: 1	SF: 1 SAC: 1 DP: 1 HBP: 0	WP: 0 PB: 0 SB: 0 CS: 0	PA: 38		
PITCHER	IP WLS BF H R ER SO BB IBB HBP BLK WP HR S P ERA WHIP	IP WLS BF H R ER SO BB IBB HBP BLK WP HR S P ERA WHIP	IP WLS BF H R ER SO BB IBB HBP BLK WP HR S P ERA WHIP	IP WLS BF H R ER SO BB IBB HBP BLK WP HR S P ERA WHIP	IP WLS BF H R ER SO BB IBB HBP BLK WP HR S P ERA WHIP	IP WLS BF H R ER SO BB IBB HBP BLK WP HR S P ERA WHIP	IP WLS BF H R ER SO BB IBB HBP BLK WP HR S P ERA WHIP	IP WLS BF H R ER SO BB IBB HBP BLK WP HR S P ERA WHIP	IP WLS BF H R ER SO BB IBB HBP BLK WP HR S P ERA WHIP	IP WLS BF H R ER SO BB IBB HBP BLK WP HR S P ERA WHIP	IP WLS BF H R ER SO BB IBB HBP BLK WP HR S P ERA WHIP	IP WLS BF H R ER SO BB IBB HBP BLK WP HR S P ERA WHIP	IP WLS BF H R ER SO BB IBB HBP BLK WP HR S P ERA WHIP	IP WLS BF H R ER SO BB IBB HBP BLK WP HR S P ERA WHIP	IP WLS BF H R ER SO BB IBB HBP BLK WP HR S P ERA WHIP	IP WLS BF H R ER SO BB IBB HBP BLK WP HR S P ERA WHIP	IP WLS BF H R ER SO BB IBB HBP BLK WP HR S P ERA WHIP	IP WLS BF H R ER SO BB IBB HBP BLK WP HR S P ERA WHIP	IP WLS BF H R ER SO BB IBB HBP BLK WP HR S P ERA WHIP	IP WLS BF H R ER SO BB IBB HBP BLK WP HR S P ERA WHIP	IP WLS BF H R ER SO BB IBB HBP BLK WP HR S P ERA WHIP	IP WLS BF H R ER SO BB IBB HBP BLK WP HR S P ERA WHIP	IP WLS BF H R ER SO BB IBB HBP BLK WP HR S P ERA WHIP	IP WLS BF H R ER SO BB IBB HBP BLK WP HR S P ERA WHIP

Chicago Cubs @ Milwaukee Brewers
 Miller Park, Milwaukee, WI
 Wed Jun 06 2012, 7:11 PM - 9:55 PM CDT
 Att: 27,112 - Clear - 72 F

AB 32
 R 8
 H 11
 RBI 8
 BB 4
 SO 6
 LOB 11

Batter	1	2	3	4	5	6	7	8	9	AB R H RBI BB SO LOB	TOP										
5 Reed Johnson, R OBP: 0.391, SLG: 0.426										3 3 2 0 2 1 0	Chicago Cubs @ Minnesota Twins Target Field, Minneapolis, MN Sun Jun 10 2012, 1:13 PM - 4:06 PM CDT Att: 37,526 - Partly Cloudy - 88 F										
13 Starlin Castro, R OBP: 0.320, SLG: 0.445										5 3 3 0 0 1 2											
9 David DeJesus, L OBP: 0.370, SLG: 0.401										4 1 1 3 0 1 3											
12 Alfonso Soriano, R OBP: 0.321, SLG: 0.507										4 1 1 1 1 1 3											
3 Jeff Baker, R OBP: 0.303, SLG: 0.343										3 0 0 1 0 1 3											
21 Joe Mather, R OBP: 0.324, SLG: 0.422										4 0 1 1 0 1 2											
15 Darwin Barney, R OBP: 0.318, SLG: 0.395										4 0 1 1 0 0 1											
2 Ian Stewart, L OBP: 0.288, SLG: 0.339										4 0 0 0 0 2 0											
55 Koyie Hill, S OBP: 0.179, SLG: 0.205										4 0 0 0 0 2 0											
Inning Stats	R: 1 E: 0 K: 2 S: 12	H: 2 LOB: 1 BB: 0 P: 14	R: 0 E: 0 K: 0 S: 10	H: 0 LOB: 0 BB: 0 P: 14	R: 0 E: 0 K: 1 S: 7	H: 0 LOB: 0 BB: 0 P: 14	R: 0 E: 0 K: 1 S: 6	H: 0 LOB: 0 BB: 0 P: 11	R: 3 E: 0 K: 1 S: 14	H: 2 LOB: 1 BB: 2 P: 29	R: 0 E: 0 K: 1 S: 6	H: 0 LOB: 0 BB: 0 P: 7	R: 2 E: 1 K: 1 S: 11	H: 2 LOB: 2 BB: 0 P: 15	R: 2 E: 0 K: 2 S: 18	H: 3 LOB: 1 BB: 0 P: 28	1B: 5 2B: 4 3B: 0 HR: 0	SF: 1 SAC: 0 DP: 0 HBP: 1	WP: 2 PB: 0 SB: 1 CS: 0	PA: 40	
PITCHER	IP WLS BF H R ER SO BB IBB HBP BLK WP HR S P ERA WHIP	5.2 L 24 4 4 4 6 2 1 0 0 2 0 54 89 6.35 1.059	6.1 1.1 4 0 0 0 1 0 0 0 0 0 0 8 10 0.00 0.000	8.1 1.0 6 2 2 1 1 0 0 0 1 0 0 0 11 15 9.00 2.000	9.1 1.0 6 3 2 2 2 0 0 0 0 0 0 0 18 28 18.00 3.000																

AB	35
R	8
H	9
RBI	7
BB	3
SO	10
LOB	14



Batter	1	2	3	4	5	6	7	8	9	AB R H RBI BB SO LOB	BOTTOM										
2 Denard Span, L OBP: 0.350, SLG: 0.376										3 0 0 0 1 0 2	Chicago Cubs @ Minnesota Twins Target Field, Minneapolis, MN Sun Jun 10 2012, 1:13 PM - 4:06 PM CDT Att: 37,526 - Partly Cloudy - 88 F										
11 Ben Revere, L OBP: 0.355, SLG: 0.416										4 0 1 0 0 0 3											
7 Joe Mauer, L OBP: 0.406, SLG: 0.422										4 0 0 0 0 3 2											
16 Josh Willingham, R OBP: 0.414, SLG: 0.563										3 1 1 0 0 0 0											
33 Justin Morneau, L OBP: 0.319, SLG: 0.506										4 1 1 0 0 1 2											
24 Trevor Plouffe, R OBP: 0.299, SLG: 0.473										4 0 2 0 0 2 0											
20 Brian Dozier, R OBP: 0.256, SLG: 0.339										4 0 0 0 0 0 4											
41 Drew Butera, R OBP: 0.333, SLG: 0.325										3 0 1 0 0 0 1											
18 Ryan Doumit, S OBP: 0.324, SLG: 0.428										0 0 0 1 0 0 0											
8 Jamey Carroll, R OBP: 0.330, SLG: 0.295										4 0 2 1 0 0 2											
Inning Stats	R: 0 E: 0 K: 1 S: 10	H: 1 LOB: 2 BB: 0 P: 14	R: 0 E: 0 K: 1 S: 10	H: 0 LOB: 0 BB: 0 P: 12	R: 0 E: 0 K: 1 S: 8	H: 1 LOB: 1 BB: 0 P: 10	R: 0 E: 0 K: 2 S: 11	H: 0 LOB: 0 BB: 0 P: 14	R: 0 E: 0 K: 0 S: 16	H: 1 LOB: 2 BB: 1 P: 28	R: 0 E: 0 K: 0 S: 8	H: 0 LOB: 0 BB: 0 P: 12	R: 0 E: 1 K: 0 S: 7	H: 1 LOB: 1 BB: 0 P: 11	R: 0 E: 0 K: 1 S: 10	H: 0 LOB: 0 BB: 0 P: 16	R: 2 E: 0 K: 0 S: 23	H: 4 LOB: 2 2B: 1 3B: 0 HR: 0	SF: 1 SAC: 1 DP: 0 HBP: 1	WP: 0 PB: 0 SB: 1 CS: 0	PA: 37
PITCHER	IP WLS BF H R ER SO BB IBB HBP BLK WP HR S P ERA WHIP	8.0 W 30 4 0 0 6 1 0 0 0 0 0 80 117 0.00 0.625	9.1 1.0 7 4 2 2 0 0 0 0 0 0 0 23 35 18.00 4.000																		

AB	33
R	2
H	8
RBI	2
BB	1
SO	6
LOB	16



Batter	1	2	3	4	5	6	7	8	9	AB	R	H	RBI	BB	SO	LOB	TOP					
14 Austin Jackson, R OBP: 0.400, SLG: 0.544	F7		K			K	1B			4	0	1	2	0	2	1	Detroit Tigers @ Chicago Cubs Wrigley Field, Chicago, IL Tue Jun 12 2012, 7:07 PM - 10:21 PM CDT Att: 41,164 - Clear - 65 F					
26 Brennan Boesch, L OBP: 0.270, SLG: 0.367 40 Phil Coke, L (7, 1)	K		P6			1B	K			4	0	1	0	0	2	3						
24 Miguel Cabrera, R OBP: 0.370, SLG: 0.543	K					F7	G5-3			4	0	1	0	0	1	3						
28 Prince Fielder, L OBP: 0.384, SLG: 0.504		1B				G3-6-3	F8			4	0	1	0	0	1	2						
21 Delmon Young, R OBP: 0.295, SLG: 0.395		F8				1B				4	1	2	0	0	0	1						
27 Johnny Peralta, R OBP: 0.337, SLG: 0.393		K				F9				3	1	0	0	1	1	2						
9 Gerald Laird, R OBP: 0.324, SLG: 0.433						G6-3	F7			4	0	0	0	0	1	3						
29 Danny Worth, R OBP: 0.288, SLG: 0.216 52 Quintin Berry, L OBP: 0.375, SLG: 0.400										2	0	1	0	0	1	0						
37 Max Scherzer, R (1, 1) 39 Ramon Santiago, S (7, PH) OBP: 0.296, SLG: 0.314			SH1-4			G6-3				1	0	0	0	0	0	0						
										2	0	1	1	0	0	0						
Inning Stats	R: 0 E: 0 K: 2 S: 7	H: 0 LOB: 0 BB: 0 P: 14	R: 0 E: 0 K: 2 S: 12	H: 1 LOB: 1 BB: 0 P: 16	R: 0 E: 0 K: 1 S: 9	H: 1 LOB: 1 BB: 0 P: 11	R: 0 E: 0 K: 0 S: 9	H: 2 LOB: 1 BB: 0 P: 15	R: 0 E: 0 K: 1 S: 7	H: 0 LOB: 0 BB: 0 P: 11	R: 0 E: 0 K: 1 S: 9	H: 1 LOB: 1 BB: 0 P: 9	R: 3 E: 0 K: 1 S: 16	H: 3 LOB: 2 BB: 2 P: 35	R: 0 E: 0 K: 1 S: 11	H: 0 LOB: 0 BB: 0 P: 14	R: 0 E: 0 K: 0 S: 12	H: 0 LOB: 0 BB: 0 P: 18	1B: 7 2B: 1 3B: 0 HR: 0	SF: 0 SAC: 1 DP: 1 HBP: 0	WP: 1 PB: 0 SB: 0 CS: 0	PA: 36
PITCHER	IP WLS BF H R ER SO BB IBB HBP BLK WP HR S P ERA WHIP	IP WLS BF H R ER SO BB IBB HBP BLK WP HR S P ERA WHIP	IP WLS BF H R ER SO BB IBB HBP BLK WP HR S P ERA WHIP	IP WLS BF H R ER SO BB IBB HBP BLK WP HR S P ERA WHIP	IP WLS BF H R ER SO BB IBB HBP BLK WP HR S P ERA WHIP	IP WLS BF H R ER SO BB IBB HBP BLK WP HR S P ERA WHIP	IP WLS BF H R ER SO BB IBB HBP BLK WP HR S P ERA WHIP	IP WLS BF H R ER SO BB IBB HBP BLK WP HR S P ERA WHIP	IP WLS BF H R ER SO BB IBB HBP BLK WP HR S P ERA WHIP	IP WLS BF H R ER SO BB IBB HBP BLK WP HR S P ERA WHIP	IP WLS BF H R ER SO BB IBB HBP BLK WP HR S P ERA WHIP	IP WLS BF H R ER SO BB IBB HBP BLK WP HR S P ERA WHIP	IP WLS BF H R ER SO BB IBB HBP BLK WP HR S P ERA WHIP	IP WLS BF H R ER SO BB IBB HBP BLK WP HR S P ERA WHIP	IP WLS BF H R ER SO BB IBB HBP BLK WP HR S P ERA WHIP	IP WLS BF H R ER SO BB IBB HBP BLK WP HR S P ERA WHIP	IP WLS BF H R ER SO BB IBB HBP BLK WP HR S P ERA WHIP					

Batter	1	2	3	4	5	6	7	8	9	AB	R	H	RBI	BB	SO	LOB	BOTTOM				
1 Tony Campana, L OBP: 0.320, SLG: 0.314	B4-3	G3								5	0	2	0	0	0	4	Detroit Tigers @ Chicago Cubs Wrigley Field, Chicago, IL Tue Jun 12 2012, 7:07 PM - 10:21 PM CDT Att: 41,164 - Clear - 65 F				
13 Starlin Castro, R OBP: 0.314, SLG: 0.437	G3-1		K			K	K			5	0	0	0	0	3	4					
9 David DeJesus, L OBP: 0.371, SLG: 0.403	12 WP		G3-1				P5			4	1	1	0	1	0	4					
12 Alfonso Soriano, R OBP: 0.325, SLG: 0.505 54 Shawn Camp, R (9, 1)	K		P4							3	0	1	0	1	1	1					
										0	0	0	0	0	0	0					
6 Bryan LaHair, L OBP: 0.388, SLG: 0.579						K	K			3	1	0	0	1	3	4					
51 Steve Clevenger, L OBP: 0.305, SLG: 0.386						G3-1				3	1	1	0	1	1	0					
15 Darwin Barney, R OBP: 0.321, SLG: 0.399						F9				3	1	1	3	1	0	1					
2 Ian Stewart, L OBP: 0.292, SLG: 0.335										2	0	0	0	2	2	1					
										3	0	0	0	0	2	4					
										0	0	0	0	0	0	0					
										0	0	0	0	0	0	0					
										1	0	1	0	0	0	0					
Inning Stats	R: 0 E: 0 K: 1 S: 11	H: 1 LOB: 1 BB: 0 P: 17	R: 1 E: 0 K: 1 S: 11	H: 1 LOB: 2 BB: 2 P: 25	R: 0 E: 0 K: 1 S: 8	H: 0 LOB: 0 BB: 0 P: 12	R: 0 E: 0 K: 1 S: 7	H: 0 LOB: 0 BB: 0 P: 10	R: 0 E: 0 K: 3 S: 12	H: 1 LOB: 1 BB: 0 P: 18	R: 2 E: 0 K: 1 S: 16	H: 2 LOB: 3 BB: 3 P: 34	R: 0 E: 0 K: 2 S: 15	H: 1 LOB: 2 BB: 1 P: 23	R: 1 E: 2 K: 2 S: 19	H: 1 LOB: 3 BB: 1 P: 28	R: 1 E: 2 K: 2 S: 19	1B: 5 2B: 2 3B: 0 HR: 0	SF: 0 SAC: 0 DP: 0 HBP: 0	WP: 2 PB: 0 SB: 4 CS: 0	PA: 39
PITCHER	IP WLS BF H R ER SO BB IBB HBP BLK WP HR S P ERA WHIP	IP WLS BF H R ER SO BB IBB HBP BLK WP HR S P ERA WHIP	IP WLS BF H R ER SO BB IBB HBP BLK WP HR S P ERA WHIP	IP WLS BF H R ER SO BB IBB HBP BLK WP HR S P ERA WHIP	IP WLS BF H R ER SO BB IBB HBP BLK WP HR S P ERA WHIP	IP WLS BF H R ER SO BB IBB HBP BLK WP HR S P ERA WHIP	IP WLS BF H R ER SO BB IBB HBP BLK WP HR S P ERA WHIP	IP WLS BF H R ER SO BB IBB HBP BLK WP HR S P ERA WHIP	IP WLS BF H R ER SO BB IBB HBP BLK WP HR S P ERA WHIP	IP WLS BF H R ER SO BB IBB HBP BLK WP HR S P ERA WHIP	IP WLS BF H R ER SO BB IBB HBP BLK WP HR S P ERA WHIP	IP WLS BF H R ER SO BB IBB HBP BLK WP HR S P ERA WHIP	IP WLS BF H R ER SO BB IBB HBP BLK WP HR S P ERA WHIP	IP WLS BF H R ER SO BB IBB HBP BLK WP HR S P ERA WHIP	IP WLS BF H R ER SO BB IBB HBP BLK WP HR S P ERA WHIP	IP WLS BF H R ER SO BB IBB HBP BLK WP HR S P ERA WHIP	IP WLS BF H R ER SO BB IBB HBP BLK WP HR S P ERA WHIP				



Batter	1	2	3	4	5	6	7	8	9	AB	R	H	RBI	BB	SO	LOB	TOP						
14 Austin Jackson, R OBP: 0.400, SLG: 0.557										4	2	3	3	1	1	1	Detroit Tigers @ Chicago Cubs Wrigley Field, Chicago, IL Thu Jun 14 2012, 1:25 PM - 4:03 PM CDT Att: 42,292 - Partly Cloudy - 79 F						
26 Brennan Boesch, L OBP: 0.283, SLG: 0.387 46 Jose Valverde, R (9, 1)										4	0	1	0	0	1	3							
24 Miguel Cabrera, R OBP: 0.361, SLG: 0.525										5	0	0	0	0	0	6							
28 Prince Fielder, L OBP: 0.386, SLG: 0.502										3	0	1	1	0	1	0							
21 Delmon Young, R OBP: 0.298, SLG: 0.394 52 Quintin Berry, L OBP: 0.383, SLG: 0.408										4	0	2	0	0	0	2							
27 Jhonny Peralta, R OBP: 0.386, SLG: 0.414										4	1	1	0	0	0	3							
25 Ryan Raburn, R OBP: 0.219, SLG: 0.230 39 Ramon Santiago, S OBP: 0.283, SLG: 0.299										3	1	2	1	0	1	0							
9 Gerald Laird, R OBP: 0.338, SLG: 0.411										3	0	0	0	1	0	2							
35 Justin Verlander, R OBP: 0.288, SLG: 0.253										1	0	0	0	0	0	1							
32 Don Kelly, L OBP: 0.255, SLG: 0.253										1	1	1	0	0	0	0							
Inning Stats	R: 1 E: 0 K: 0 S: 11	H: 2 LOB: 1 BB: 0 P: 16	R: 1 E: 0 K: 1 S: 16	H: 2 LOB: 1 BB: 0 P: 24	R: 0 E: 0 K: 0 S: 5	H: 0 LOB: 0 BB: 0 P: 7	R: 0 E: 0 K: 1 S: 10	H: 1 LOB: 0 BB: 0 P: 13	R: 0 E: 0 K: 1 S: 6	H: 0 LOB: 2 BB: 2 P: 18	R: 0 E: 0 K: 0 S: 5	H: 0 LOB: 0 BB: 0 P: 8	R: 1 E: 0 K: 0 S: 10	H: 3 LOB: 2 BB: 0 P: 15	R: 0 E: 0 K: 2 S: 12	H: 1 LOB: 1 BB: 0 P: 13	R: 2 E: 0 K: 0 S: 8	H: 2 LOB: 0 BB: 0 P: 18	1B: 6 2B: 3 3B: 1 HR: 1	SF: 0 SAC: 2 DP: 3 HBP: 2	WP: 0 PB: 0 SB: 0 CS: 0	PA: 39	
PITCHER	IP WLS BF H R ER SO BB IBB HBP BLK WP HR S P ERA WHIP	IP WLS BF H R ER SO BB IBB HBP BLK WP HR S P ERA WHIP	IP WLS BF H R ER SO BB IBB HBP BLK WP HR S P ERA WHIP	IP WLS BF H R ER SO BB IBB HBP BLK WP HR S P ERA WHIP	IP WLS BF H R ER SO BB IBB HBP BLK WP HR S P ERA WHIP	IP WLS BF H R ER SO BB IBB HBP BLK WP HR S P ERA WHIP	IP WLS BF H R ER SO BB IBB HBP BLK WP HR S P ERA WHIP	IP WLS BF H R ER SO BB IBB HBP BLK WP HR S P ERA WHIP	IP WLS BF H R ER SO BB IBB HBP BLK WP HR S P ERA WHIP	IP WLS BF H R ER SO BB IBB HBP BLK WP HR S P ERA WHIP	IP WLS BF H R ER SO BB IBB HBP BLK WP HR S P ERA WHIP	IP WLS BF H R ER SO BB IBB HBP BLK WP HR S P ERA WHIP	IP WLS BF H R ER SO BB IBB HBP BLK WP HR S P ERA WHIP	IP WLS BF H R ER SO BB IBB HBP BLK WP HR S P ERA WHIP	IP WLS BF H R ER SO BB IBB HBP BLK WP HR S P ERA WHIP	IP WLS BF H R ER SO BB IBB HBP BLK WP HR S P ERA WHIP	IP WLS BF H R ER SO BB IBB HBP BLK WP HR S P ERA WHIP	IP WLS BF H R ER SO BB IBB HBP BLK WP HR S P ERA WHIP	IP WLS BF H R ER SO BB IBB HBP BLK WP HR S P ERA WHIP	IP WLS BF H R ER SO BB IBB HBP BLK WP HR S P ERA WHIP	IP WLS BF H R ER SO BB IBB HBP BLK WP HR S P ERA WHIP	IP WLS BF H R ER SO BB IBB HBP BLK WP HR S P ERA WHIP	IP WLS BF H R ER SO BB IBB HBP BLK WP HR S P ERA WHIP

AB	33
R	5
H	11
RBI	5
BB	2
SO	5
LOB	19



Batter	1	2	3	4	5	6	7	8	9	AB	R	H	RBI	BB	SO	LOB	BOTTOM
1 Tony Campana, L OBP: 0.313, SLG: 0.315										4	1	1	0	0	1	0	Detroit Tigers @ Chicago Cubs Wrigley Field, Chicago, IL Thu Jun 14 2012, 1:25 PM - 4:03 PM CDT Att: 42,292 - Partly Cloudy - 79 F
13 Starlin Castro, R OBP: 0.308, SLG: 0.425										4	0	0	0	0	1	1	
9 David DeJesus, L OBP: 0.363, SLG: 0.390										4	0	0	1	0	0	0	
12 Alfonso Soriano, R OBP: 0.326, SLG: 0.505										4	1	1	0	0	2	0	
6 Bryan LaHair, L OBP: 0.384, SLG: 0.573										3	1	1	0	0	2	0	
51 Steve Clevenger, L OBP: 0.303, SLG: 0.391										3	0	0	0	0	2	2	
15 Darwin Barney, R OBP: 0.329, SLG: 0.409										3	0	2	1	0	0	0	
24 Luis Valbuena, L (1, 5)										3	0	0	1	0	0	2	
37 Travis Wood, R OBP: 0.400, SLG: 0.600 36 Randy Wells, R OBP: 0.333, SLG: 0.333 40 James Russell, L (8, 1) 5 Reed Johnson, R OBP: 0.360, SLG: 0.433 54 Shawn Camp, R (9, 1)										2	0	1	0	0	0	1	
										0	0	0	0	0	0	0	
										0	0	0	0	0	0	0	
										0	0	0	0	0	0	0	
										0	0	0	0	0	0	0	
										0	0	0	0	0	0	0	
										0	0	0	0	0	0	0	
										0	0	0	0	0	0	0	
										0	0	0	0	0	0	0	
										0	0	0	0	0	0	0	
										0	0	0	0	0	0	0	
										0	0	0	0	0	0	0	
										0	0	0	0	0	0	0	
										0	0	0	0	0	0	0	
										0	0	0	0	0	0	0	
										0	0	0	0	0	0	0	
										0	0	0	0	0	0	0	
										0	0	0	0	0	0	0	
										0	0	0	0	0	0	0	
										0	0	0	0	0	0	0	
										0	0	0	0	0	0	0	
										0	0	0	0	0	0	0	
										0	0	0	0	0	0	0	
										0	0						

Batter	1	2	3	4	5	6	7	8	9	AB	R	H	RBI	BB	SO	LOB	TOP		
26 Scott Podsednik, L (1.7) OBP: 0.397, SLG: 0.491										4	0	2	0	1	0	1	Boston Red Sox @ Chicago Cubs Wrigley Field, Chicago, IL Fri Jun 15 2012, 1:22 PM - 4:03 PM CDT Att: 40,073 - Partly Cloudy - 87 F		
15 Dustin Pedroia, R (1.4) OBP: 0.331, SLG: 0.404										4	0	0	0	1	0	6			
28 Adrián González, L (1.9) OBP: 0.313, SLG: 0.408										4	0	0	0	0	2	2			
34 David Ortiz, L (1.3) OBP: 0.387, SLG: 0.583										4	0	1	0	0	0	2			
20 Kevin Youkilis, R (1.5) OBP: 0.295, SLG: 0.341										4	0	0	0	0	0	4			
39 Jarrod Saltalamacchia, R (1.2) OBP: 0.287, SLG: 0.512										4	0	0	0	0	0	2			
12 Ryan Sweeney, L (1.8) OBP: 0.337, SLG: 0.413										4	0	1	0	0	0	1			
3 Mike Aviles, R (1.6) OBP: 0.286, SLG: 0.420										4	0	2	0	0	0	1			
18 Daisuke Matsuzaka, R (1.1) OBP: 0.333, SLG: 0.299										2	0	0	0	0	1	2			
5 Nick Punto, S (7. PH) OBP: 0.299, SLG: 0.299										0	0	0	0	1	0	0			
48 Scott Atchison, R (7.1) OBP: 0.200, SLG: 0.303										0	0	0	0	0	0	0			
37 Mark Melancon, R (8.1) OBP: 0.245, SLG: 0.484										0	0	0	0	0	0	0			
66 Daniel Nava, S (9. PH) OBP: 0.425, SLG: 0.484										1	0	0	0	0	1	2			
Inning Stats	R: 0 E: 0 K: 1 S: 9	H: 1 LOB: 2 BB: 1 P: 15	R: 0 E: 0 K: 0 S: 10	H: 1 LOB: 1 BB: 0 P: 14	R: 0 E: 0 K: 1 S: 9	H: 0 LOB: 0 BB: 0 P: 15	R: 0 E: 0 K: 0 S: 9	H: 0 LOB: 1 BB: 0 P: 13	R: 0 E: 0 K: 1 S: 10	H: 1 LOB: 1 BB: 0 P: 15	R: 0 E: 0 K: 0 S: 12	H: 1 LOB: 2 BB: 1 P: 17	R: 0 E: 0 K: 0 S: 10	H: 0 LOB: 0 BB: 0 P: 17	R: 0 E: 1 K: 1 S: 11	H: 1 LOB: 3 BB: 1 P: 29	1B: 6 2B: 0 3B: 0 HR: 0	SF: 0 SAC: 0 DP: 0 HBP: 0	WP: 0 PA: 38 PB: 0 SB: 4 CS: 0
PITCHER	IP WLS BF H R ER SO BB IBB HBP BLK WP HR S P ERA WHIP																		
46 Ryan Dempster, R (1.1) ERA: 2.11	7.0 W 29 5 0 0 3 2 0 0 0 0 0 0 69 106 0.00 1.000																		
40 James Russell, L (8.1) ERA: 2.54	1.0 H 3 0 0 0 0 0 0 0 0 0 0 0 11 17 0.00 0.000																		
49 Carlos Marmol, R (9.1) ERA: 5.79	1.0 S 6 1 0 0 1 1 0 0 0 0 0 0 18 29 0.00 2.000																		

Batter	1	2	3	4	5	6	7	8	9	AB	R	H	RBI	BB	SO	LOB	BOTTOM		
1 Tony Campana, L (1.8) OBP: 0.312, SLG: 0.308										3	1	0	0	1	1	2	Boston Red Sox @ Chicago Cubs Wrigley Field, Chicago, IL Fri Jun 15 2012, 1:22 PM - 4:03 PM CDT Att: 40,073 - Partly Cloudy - 87 F		
13 Starlin Castro, R (1.6) OBP: 0.307, SLG: 0.420										3	0	0	0	0	2	2			
9 David DeJesus, L (1.9) OBP: 0.365, SLG: 0.389										3	0	1	1	1	0	1			
12 Alfonso Soriano, R (1.7) OBP: 0.325, SLG: 0.498										3	1	0	0	1	0	3			
5 Reed Johnson, R (9.7) OBP: 0.360, SLG: 0.433										0	0	0	0	0	0	0			
6 Bryan LaHair, L (1.3) OBP: 0.382, SLG: 0.564										3	0	0	0	1	1	1			
51 Steve Clevenger, L (1.2) OBP: 0.304, SLG: 0.403										3	0	1	2	0	0	0			
15 Darwin Barney, R (1.4) OBP: 0.325, SLG: 0.404										3	0	0	0	0	0	2			
24 Luis Valbuena, L (1.5)										3	0	0	0	0	1	0			
46 Ryan Dempster, R (1.1) ERA: 5.73										2	1	2	0	0	0	0			
45 Adrian Cardenas, L (7. PH) OBP: 0.200, SLG: 0.303										1	0	0	0	0	1	0			
40 James Russell, L (8.1) ERA: 1.29										0	0	0	0	0	0	0			
49 Carlos Marmol, R (9.1) ERA: 24.75										0	0	0	0	0	0	0			
Inning Stats	R: 2 E: 0 K: 1 S: 13	H: 1 LOB: 3 BB: 1 P: 28	R: 1 E: 0 K: 1 S: 17	H: 2 LOB: 0 BB: 0 P: 24	R: 0 E: 0 K: 0 S: 7	H: 0 LOB: 0 BB: 0 P: 10	R: 0 E: 0 K: 1 S: 9	H: 1 LOB: 1 BB: 0 P: 11	R: 0 E: 0 K: 0 S: 10	H: 0 LOB: 0 BB: 0 P: 13	R: 0 E: 0 K: 0 S: 6	H: 0 LOB: 0 BB: 0 P: 7	R: 0 E: 0 K: 2 S: 9	H: 0 LOB: 0 BB: 0 P: 11	R: 0 E: 0 K: 1 S: 12	H: 0 LOB: 0 BB: 1 P: 19	1B: 2 2B: 1 3B: 1 HR: 0	SF: 0 SAC: 0 DP: 0 HBP: 1	WP: 0 PA: 32 PB: 0 SB: 3 CS: 1
PITCHER	IP WLS BF H R ER SO BB IBB HBP BLK WP HR S P ERA WHIP																		
18 Daisuke Matsuzaka, R (1.1) ERA: 5.73	6.0 L 26 4 3 3 3 3 0 0 0 0 0 0 62 93 4.50 1.167																		
48 Scott Atchison, R (7.1) ERA: 1.29	1.0 3 0 0 0 2 0 0 0 0 0 0 0 9 11 0.00 0.000																		
37 Mark Melancon, R (8.1) ERA: 24.75	1.0 3 0 0 0 1 1 0 0 0 0 0 0 12 19 0.00 1.000																		

AB 35
R 0
H 6
RBI 0
BB 3
SO 4
LOB 23



AB 27
R 3
H 4
RBI 3
BB 4
SO 6
LOB 11



Batter	1	2	3	4	5	6	7	8	9	AB	R	H	RBI	BB	SO	LOB	TOP					
9 David DeJesus, L (1, 8) OBP: 0.362, SLG: 0.389										4	0	2	2	0	2	0	<p>Chicago Cubs @ Chicago White Sox U.S. Cellular Field, Chicago, IL Tue Jun 19 2012, 8:11 PM - 10:51 PM EDT Att: 30,282 - Partly Cloudy - 88 F</p> <p>livebaseballscorecards.com</p> <p>AB 31 R 2 H 5 RBI 2 BB 1 SO 5 LOB 7</p>					
13 Starlin Castro, R (1, 6) OBP: 0.316, SLG: 0.445										4	0	1	0	0	0	2						
6 Bryan LaHair, L (1, 9) OBP: 0.375, SLG: 0.563										3	0	0	0	0	1	2						
5 Reed Johnson, R (8, 9)										1	0	0	0	0	0	1						
12 Alfonso Soriano, R (1, 10) OBP: 0.315, SLG: 0.485										3	0	0	0	1	0	0						
51 Steve Clevenger, L (1, 3) OBP: 0.288, SLG: 0.372										4	0	0	0	0	2	2						
15 Darwin Barney, R (1, 4) OBP: 0.315, SLG: 0.387										3	0	0	0	0	0	0						
24 Luis Valbuena, L (1, 5) OBP: 0.286, SLG: 0.550										3	0	0	0	0	0	0						
18 Geovany Soto, R (1, 2) OBP: 0.294, SLG: 0.327										3	1	0	0	0	0	0						
1 Tony Campana, L (1, 7) OBP: 0.320, SLG: 0.317										3	1	2	0	0	0	0						
Inning Stats	R: 0 E: 0 K: 2 S: 7	H: 1 LOB: 0 BB: 0 P: 12	R: 0 E: 0 K: 0 S: 6	H: 0 LOB: 0 BB: 0 P: 8	R: 2 E: 1 K: 0 S: 19	H: 2 LOB: 1 BB: 0 P: 26	R: 0 E: 0 K: 0 S: 7	H: 0 LOB: 0 BB: 0 P: 11	R: 0 E: 0 K: 1 S: 9	H: 0 LOB: 0 BB: 0 P: 12	R: 0 E: 0 K: 1 S: 6	H: 0 LOB: 0 BB: 0 P: 10	R: 0 E: 0 K: 1 S: 13	H: 0 LOB: 0 BB: 0 P: 18	R: 0 E: 0 K: 0 S: 8	H: 1 LOB: 0 BB: 0 P: 11	R: 0 E: 0 K: 1 S: 8	H: 1 LOB: 2 BB: 1 P: 17	1B: 4 2B: 1 3B: 1 HR: 0	SF: 0 SAC: 0 DP: 1 HBP: 0	WP: 2 PB: 0 SB: 0 CS: 1	PA: 33
PITCHER 44 Jake Peavy, R (1, 1) ERA: 2.74	IP: 9.0 WLS: L BF: 32	H: 5 R: 2 ER: 1 SO: 5	BB: 1 IBB: 0 HBP: 0 BLK: 0	WP: 2 HR: 0 S: 83 P: 125	ERA: 1.00 WHIP: 0.667	PITCHER										IP: 9.0 WLS: L BF: 32	H: 5 R: 2 ER: 1 SO: 5	BB: 1 IBB: 0 HBP: 0 BLK: 0	WP: 2 HR: 0 S: 83 P: 125	ERA: 1.00 WHIP: 0.667		

Batter	1	2	3	4	5	6	7	8	9	AB	R	H	RBI	BB	SO	LOB	BOTTOM					
30 Alejandro De Aza, L (1, 8) OBP: 0.366, SLG: 0.406										4	0	1	0	0	1	3	<p>Chicago Cubs @ Chicago White Sox U.S. Cellular Field, Chicago, IL Tue Jun 19 2012, 8:11 PM - 10:51 PM EDT Att: 30,282 - Partly Cloudy - 88 F</p> <p>livebaseballscorecards.com</p> <p>AB 29 R 1 H 4 RBI 1 BB 7 SO 6 LOB 17</p>					
15 Gordon Beckham, R (1, 4) OBP: 0.289, SLG: 0.359										2	0	0	0	2	0	1						
44 Adam Dunn, L (1, 10) OBP: 0.369, SLG: 0.559										3	0	0	0	1	2	1						
7 Jordan Danks, L (6, PR) (9, 10)										0	0	0	0	0	0	0						
14 Paul Konerko, R (1, 3) OBP: 0.431, SLG: 0.594										4	0	1	0	0	0	2						
51 Alex Rios, R (1, 9) OBP: 0.331, SLG: 0.472										3	1	0	0	1	1	3						
24 Dayan Viciedo, R (1, 7) OBP: 0.294, SLG: 0.450										3	0	1	0	1	1	1						
10 Alexei Ramirez, R (1, 6) OBP: 0.255, SLG: 0.285										4	0	1	1	0	0	1						
17 Tyler Flowers, R (1, 2) OBP: 0.264, SLG: 0.340										1	0	0	0	1	1	1						
12 A.J. Pierzynski, L (7, PH) (8, 2)										1	0	0	0	1	0	0						
5 Orlando Hudson, S (1, 5) OBP: 0.257, SLG: 0.303										4	0	0	0	0	0	4						
Inning Stats	R: 0 E: 0 K: 1 S: 8	H: 1 LOB: 0 BB: 0 P: 12	R: 1 E: 0 K: 1 S: 13	H: 1 LOB: 3 BB: 3 P: 32	R: 0 E: 0 K: 1 S: 8	H: 0 LOB: 0 BB: 0 P: 12	R: 0 E: 0 K: 2 S: 8	H: 1 LOB: 0 BB: 0 P: 12	R: 0 E: 0 K: 0 S: 5	H: 0 LOB: 1 BB: 1 P: 14	R: 0 E: 0 K: 0 S: 7	H: 1 LOB: 0 BB: 0 P: 7	R: 0 E: 0 K: 0 S: 8	H: 0 LOB: 0 BB: 0 P: 12	R: 0 E: 0 K: 0 S: 14	H: 0 LOB: 2 BB: 2 P: 24	R: 0 E: 0 K: 1 S: 13	H: 0 LOB: 1 BB: 1 P: 23	1B: 3 2B: 1 3B: 0 HR: 0	SF: 0 SAC: 0 DP: 2 HBP: 0	WP: 0 PB: 0 SB: 1 CS: 0	PA: 36
PITCHER 37 Travis Wood, L (1, 1) ERA: 4.14	IP: 6.0 WLS: W BF: 24	H: 4 R: 1 ER: 1 SO: 4	BB: 4 IBB: 0 HBP: 0 BLK: 0	WP: 0 HR: 0 S: 49 P: 89	ERA: 1.50 WHIP: 1.333	PITCHER										IP: 6.0 WLS: W BF: 24	H: 4 R: 1 ER: 1 SO: 4	BB: 4 IBB: 0 HBP: 0 BLK: 0	WP: 0 HR: 0 S: 49 P: 89	ERA: 1.50 WHIP: 1.333		
54 Shawn Camp, R (7, 1) ERA: 3.44	1.0 H 3	0 0 0	0 0 0	0 0 0	0 0 8	0.00 0.000											1.0 H 3	0 0 0	0 0 0	0 0 8	0.00 0.000	
40 James Russell, L (8, 1) ERA: 2.53	0.1 H 3	0 0 0	0 0 0	0 0 0	0 0 10	0.00 6.000											0.1 H 3	0 0 0	0 0 0	0 0 10	0.00 6.000	
60 Manny Corpas, R (8, 1) ERA: 1.04	0.2 H 2	0 0 0	0 0 0	0 0 0	0 0 4	0.00 0.000											0.2 H 2	0 0 0	0 0 0	0 0 4	0.00 0.000	
49 Carlos Marmol, R (9, 1) ERA: 5.49	1.0 S 4	0 0 0	0 0 1	1 0 0	0 0 13	0.00 1.000											1.0 S 4	0 0 0	0 0 1	1 0 13	0.00 1.000	

Batter	1	2	3	4	5	6	7	8	9	AB	R	H	RBI	BB	SO	LOB	TOP											
9 David DeJesus, L (1, 8) OBP: 0.361, SLG: 0.391	F7		G1-3		K			K		4	0	1	0	0	2	0	Chicago Cubs @ Chicago White Sox U.S. Cellular Field, Chicago, IL Wed Jun 20 2012, 8:13 PM - 10:54 PM EDT Att: 32,311 - Clear - 86 F											
13 Starlin Castro, R (1, 6) OBP: 0.315, SLG: 0.449	F9		G6-3			3B		G6-3		4	0	1	0	0	0	1												
6 Bryan LaHair, L (1, 3) OBP: 0.373, SLG: 0.554	1B		G1-3		K				F8	3	0	0	0	1	1	2												
12 Alfonso Soriano, R (1, 10) OBP: 0.314, SLG: 0.481	1B		G5-3		K				F7	4	0	1	0	0	1	2												
51 Steve Clevenger, L (1, 2) OBP: 0.274, SLG: 0.354	K		G4-3		G4-3				F7	4	0	0	0	0	1	3												
15 Darwin Barney, R (1, 4) OBP: 0.311, SLG: 0.382	G5-3		P6		F7					3	0	0	0	0	0	0												
24 Luis Valbuena, L (1, 5) OBP: 0.250, SLG: 0.478	G3		F8		K					3	0	0	0	0	1	0												
5 Reed Johnson, R (1, 9) OBP: 0.354, SLG: 0.422	1B		G6-3		K					3	0	1	0	0	1	0												
1 Tony Campana, L (1, 7) OBP: 0.313, SLG: 0.310	G1-3		L8		G4-3					3	0	0	0	0	0	1												
Inning Stats	R: 0 E: 0 K: 1 S: 15	H: 1 LOB: 2 BB: 1 P: 23	R: 0 E: 0 K: 0 S: 13	H: 1 LOB: 1 BB: 0 P: 18	R: 0 E: 0 K: 0 S: 8	H: 1 LOB: 1 BB: 0 P: 13	R: 0 E: 0 K: 0 S: 13	H: 0 LOB: 0 BB: 0 P: 20	R: 0 E: 0 K: 1 S: 10	H: 0 LOB: 0 BB: 0 P: 14	R: 0 E: 0 K: 2 S: 10	H: 1 LOB: 1 BB: 0 P: 17	R: 0 E: 0 K: 2 S: 10	H: 0 LOB: 0 BB: 0 P: 13	R: 0 E: 0 K: 1 S: 11	H: 0 LOB: 0 BB: 0 P: 16	R: 0 E: 0 K: 0 S: 7	H: 0 LOB: 0 BB: 0 P: 11	1B: 2 2B: 1 3B: 1 HR: 0	SF: 0 SAC: 0 DP: 0 HBP: 0	WP: 0 PB: 0 SB: 0 CS: 0	PA: 32						
PITCHER	IP	WLS	BF	H	R	ER	SO	BB	IBB	HBP	BLK	WP	HR	S	P	ERA	WHIP											
34 Gavin Floyd, R (1, 1) ERA: 5.2	6.1	W	24	4	0	0	4	1	0	0	0	0	0	0	72	108	0.00	0.789										
37 Matt Thornton, L (7, 1) ERA: 3.23	1.1		4	0	0	0	3	0	0	0	0	0	0	0	15	21	0.00	0.000										
26 Jesse Crain, R (8, 1) ERA: 2.14	0.1		1	0	0	0	0	0	0	0	0	0	0	3	5	0.00	0.000											
77 Will Ohman, L (9, 1) ERA: 5.7	1.0		3	0	0	0	0	0	0	0	0	0	0	7	11	0.00	0.000											

Batter	1	2	3	4	5	6	7	8	9	AB	R	H	RBI	BB	SO	LOB	BOTTOM										
30 Alejandro De Aza, L (1, 8) OBP: 0.374, SLG: 0.407	L1-6-3		44 1B 15 SH5-4 14 1B	15 1B	15 HR					2	2	1	0	2	0	0	Chicago Cubs @ Chicago White Sox U.S. Cellular Field, Chicago, IL Wed Jun 20 2012, 8:13 PM - 10:54 PM EDT Att: 32,311 - Clear - 86 F										
15 Gordon Beckham, R (1, 4) OBP: 0.293, SLG: 0.393	G5-3		SH5-4	1B	HR			P4		4	1	2	4	0	0	1											
44 Adam Dunn, L (1, 10) OBP: 0.369, SLG: 0.554	14 FC6-4		14 1B	G3	G3			L4		4	0	1	1	1	0	3											
14 Paul Konerko, R (1, 3) OBP: 0.426, SLG: 0.585	FC6-4		1B	G3	F8		P4	K		5	0	1	1	0	1	2											
51 Alex Rios, R (1, 9) OBP: 0.330, SLG: 0.469	G6-3		F8	G5-3	G5-3		24 F9 10 1B 12 G4-6-3	1B		4	1	1	0	0	0	2											
12 A.J. Pierzynski, L (1, 2) OBP: 0.333, SLG: 0.507	24 FC4		G4-3	1B	1B		G4-6-3			3	0	1	0	1	0	3											
24 Dayan Viciedo, R (1, 7) OBP: 0.289, SLG: 0.442	FC4		P3	G5-3	G5-3		F9			4	0	0	0	0	0	3											
10 Alexei Ramirez, R (1, 6) OBP: 0.258, SLG: 0.288	F8		15 1B	15 1B	G4-3		G4-3	1B		4	1	2	1	0	0	1											
38 Eduardo Escobar, S (1, 5) OBP: 0.299, SLG: 0.241			15 SH5-4 30 S 44 1B	F7	F7		G4-3			3	2	1	0	1	0	2											
Inning Stats	R: 0 E: 0 K: 0 S: 7	H: 0 LOB: 1 BB: 1 P: 16	R: 0 E: 0 K: 0 S: 10	H: 0 LOB: 1 BB: 1 P: 16	R: 2 E: 0 K: 0 S: 11	H: 2 LOB: 2 BB: 2 P: 19	R: 1 E: 0 K: 0 S: 16	H: 3 LOB: 2 BB: 0 P: 22	R: 0 E: 0 K: 0 S: 10	H: 1 LOB: 1 BB: 0 P: 11	R: 3 E: 0 K: 0 S: 10	H: 2 LOB: 1 BB: 1 P: 24	R: 1 E: 0 K: 0 S: 11	H: 2 LOB: 0 BB: 0 P: 20	R: 0 E: 0 K: 1 S: 7	H: 0 LOB: 1 BB: 0 P: 13	1B: 9 2B: 0 3B: 0 HR: 1	SF: 0 SAC: 1 DP: 0 HBP: 1	WP: 0 PB: 0 SB: 1 CS: 0	PA: 40							
PITCHER	IP	WLS	BF	H	R	ER	SO	BB	IBB	HBP	BLK	WP	HR	S	P	ERA	WHIP										
36 Randy Wells, R (1, 1) ERA: 4.91	3.2	L	20	5	3	3	0	4	0	0	0	0	0	41	69	7.36	2.455										
37 Jairo Asencio, R (4, 1) ERA: 5.08	1.1		5	1	0	0	0	0	0	0	0	0	0	13	15	0.00	0.750										
57 Scott Maine, L (6, 1) ERA: 9.45	1.0		6	2	3	3	0	1	0	0	0	0	1	10	24	27.00	3.000										
27 Casey Coleman, R (7, 1) ERA: 5.06	1.0		5	2	1	1	0	0	0	0	0	0	0	11	20	9.00	2.000										
60 Manny Corpas, R (8, 1) ERA: 0.53	1.0		4	0	0	0	1	0	0	0	0	0	0	7	13	0.00	0.000										

Batter	1	2	3	4	5	6	7	8	9	AB	R	H	RBI	BB	SO	LOB	TOP										
5 Reed Johnson, R OBP: 0.348, SLG: 0.413										5	0	1	0	0	3	2	Chicago Cubs @ Arizona Diamondbacks Chase Field, Phoenix, AZ Fri Jun 22 2012, 6:41 PM - 9:44 PM MST Att: 34,654 - Roof Closed - 81 F										
13 Starlin Castro, R OBP: 0.314, SLG: 0.445										5	0	1	0	0	1	2											
12 Alfonso Soriano, R OBP: 0.316, SLG: 0.482										4	0	1	0	1	1	3											
3 Jeff Baker, R 51 Steve Clevenger, L OBP: 0.271, SLG: 0.349										3	0	0	0	0	0	3											
18 Geovany Soto, R OBP: 0.259, SLG: 0.362										4	1	2	1	0	1	0											
15 Darwin Barney, R OBP: 0.314, SLG: 0.382										3	0	1	0	1	0	0											
21 Joe Mather, R 37 Jairo Asencio, R 57 Scott Maine, L										2	0	0	0	1	1	0											
6 Bryan LaHair, L 27 Casey Coleman, L										0	0	0	0	0	0	0											
24 Luis Valbuena, L OBP: 0.286, SLG: 0.500										3	0	1	0	1	2	3											
29 Jeff Samardzija, R 54 Shawn Camp, R 9 David DeJesus, L OBP: 0.358, SLG: 0.388										2	0	1	0	0	1	3											
Inning Stats	R: 0 E: 0 K: 2 S: 10	H: 1 LOB: 0 BB: 0 P: 16	R: 0 E: 0 K: 2 S: 17	H: 1 LOB: 3 BB: 2 P: 30	R: 0 E: 0 K: 1 S: 10	H: 0 LOB: 1 BB: 1 P: 21	R: 1 E: 0 K: 1 S: 11	H: 1 LOB: 0 BB: 0 P: 18	R: 0 E: 0 K: 2 S: 12	H: 2 LOB: 2 BB: 0 P: 15	R: 0 E: 0 K: 2 S: 8	H: 0 LOB: 0 BB: 0 P: 12	R: 0 E: 0 K: 0 S: 13	H: 2 LOB: 2 BB: 0 P: 17	R: 0 E: 0 K: 0 S: 15	H: 2 LOB: 3 BB: 1 P: 26	R: 0 E: 0 K: 1 S: 7	H: 0 LOB: 0 BB: 0 P: 12	1B: 6 2B: 2 3B: 0 HR: 1	SF: 0 SAC: 0 DP: 0 HBP: 0	WP: 1 PB: 0 SB: 0 CS: 1	PA: 40					
PITCHER	IP	WLS	BF	H	R	ER	SO	BB	IBB	HBP	BLK	WP	HR	S	P	ERA	WHIP										
55 Josh Collmenter, R ERA: 5.27	4.0		17	3	1	1	6	3	0	0	0	0	0	20	27	2.25	1.500										
29 Brad Ziegler, R ERA: 2.48	2.0	W	8	2	0	0	3	0	0	0	0	0	0	8	11	0.00	1.000										
32 Craig Breslow, L ERA: 2.97	0.2		4	2	0	0	0	0	0	0	0	0	0	8	27	0.00	3.000										
39 Bryan Shaw, R ERA: 3.1	1.0	H	6	2	0	0	0	1	0	0	0	1	0	18	28	0.00	3.000										
30 David Hernandez, R ERA: 2.9	1.1	S	4	0	0	0	1	0	0	0	0	0	0	9	16	0.00	0.000										

Chicago Cubs @ Arizona Diamondbacks
 Chase Field, Phoenix, AZ
 Fri Jun 22 2012, 6:41 PM - 9:44 PM MST
 Att: 34,654 - Roof Closed - 81 F

livebaseballscorecards.com

AB 35
 R 1
 H 9
 RBI 1
 BB 4
 SO 10
 LOB 20

Batter	1	2	3	4	5	6	7	8	9	AB	R	H	RBI	BB	SO	LOB	BOTTOM										
18 Willie Bloomquist, R OBP: 0.325, SLG: 0.394										4	1	2	0	1	1	0	Chicago Cubs @ Arizona Diamondbacks Chase Field, Phoenix, AZ Fri Jun 22 2012, 6:41 PM - 9:44 PM MST Att: 34,654 - Roof Closed - 81 F										
2 Aaron Hill, R OBP: 0.357, SLG: 0.502										5	0	1	1	0	0	3											
10 Justin Upton, R OBP: 0.343, SLG: 0.378										4	1	2	1	0	0	2											
13 Jason Kubel, L OBP: 0.375, SLG: 0.500										3	2	1	2	1	0	1											
44 Paul Goldschmidt, R OBP: 0.358, SLG: 0.505										2	1	0	0	2	2	0											
26 Miguel Montero, L OBP: 0.388, SLG: 0.426										4	0	2	2	0	2	2											
24 Chris Young, R OBP: 0.316, SLG: 0.397										4	0	0	0	0	3	2											
14 Ryan Roberts, R OBP: 0.290, SLG: 0.362										4	0	0	0	0	0	1											
55 Josh Collmenter, R 29 Brad Ziegler, R 15 Josh Bell, S 32 Craig Breslow, L 39 Bryan Shaw, S 30 David Hernandez, R OBP: 1.000, SLG: 1.000										1	0	0	0	0	1	0											
Inning Stats	R: 0 E: 0 K: 1 S: 5	H: 0 LOB: 0 BB: 0 P: 8	R: 0 E: 0 K: 2 S: 12	H: 1 LOB: 1 BB: 0 P: 16	R: 0 E: 0 K: 1 S: 9	H: 0 LOB: 0 BB: 0 P: 12	R: 2 E: 0 K: 2 S: 10	H: 2 LOB: 0 BB: 0 P: 17	R: 1 E: 0 K: 0 S: 15	H: 3 LOB: 2 BB: 0 P: 18	R: 2 E: 0 K: 1 S: 15	H: 1 LOB: 1 BB: 2 P: 25	R: 1 E: 0 K: 1 S: 12	H: 1 LOB: 2 BB: 2 P: 24	R: 0 E: 0 K: 1 S: 15	H: 2 LOB: 2 BB: 0 P: 19		1B: 7 2B: 1 3B: 1 HR: 1	SF: 0 SAC: 0 DP: 0 HBP: 0	WP: 0 PB: 0 SB: 0 CS: 0	PA: 38						
PITCHER	IP	WLS	BF	H	R	ER	SO	BB	IBB	HBP	BLK	WP	HR	S	P	ERA	WHIP										
29 Jeff Samardzija, R ERA: 4.34	5.0	L	24	7	5	5	6	2	0	0	0	0	0	7	8	9.00	1.800										
54 Shawn Camp, R ERA: 3.35	1.0		3	0	0	0	1	0	0	0	0	0	0	7	8	0.00	0.000										
37 Jairo Asencio, R ERA: 5.29	0.1		3	1	1	1	0	1	0	0	0	0	0	5	9	27.00	6.000										
57 Scott Maine, L ERA: 8.59	0.2		3	0	0	0	1	1	0	0	0	0	0	7	15	0.00	1.500										
27 Casey Coleman, R ERA: 4.76	1.0		5	2	0	0	1	0	0	0	0	0	0	15	19	0.00	2.000										

Chicago Cubs @ Arizona Diamondbacks
 Chase Field, Phoenix, AZ
 Fri Jun 22 2012, 6:41 PM - 9:44 PM MST
 Att: 34,654 - Roof Closed - 81 F

livebaseballscorecards.com

AB 34
 R 6
 H 10
 RBI 6
 BB 4
 SO 9
 LOB 12

Batter	1	2	3	4	5	6	7	8	9	AB	R	H	RBI	BB	SO	LOB	TOP		
9 David DeJesus, L (1,8) OBP: 0.361, SLG: 0.394	G4-3		G4-3			K		G1-3		4	0	0	0	0	1	3	Chicago Cubs @ Arizona Diamondbacks Chase Field, Phoenix, AZ Sun Jun 24 2012, 1:12 PM - 3:54 PM MST Att: 33,448 - Roof Closed - 76 F		
5 Reed Johnson, R (1,9) OBP: 0.346, SLG: 0.403	K			G6-3		F7		BB		3	0	0	0	1	1	0			
13 Starlin Castro, R (1,6) OBP: 0.317, SLG: 0.445	G6-3			G6-3		F8		K		4	0	0	0	0	1	1			
12 Alfonso Soriano, R (1,7) OBP: 0.320, SLG: 0.490		G3			K			18 WP 1B		4	1	2	1	0	1	0			
3 Jeff Baker, R (1,3) OBP: 0.292, SLG: 0.338		F9																	
51 Steve Clevenger, L (9,PH) OBP: 0.267, SLG: 0.352					K														
18 Geovany Soto, R (1,2) OBP: 0.256, SLG: 0.339		F7				G4-3													
15 Darwin Barney, R (1,4) OBP: 0.317, SLG: 0.388						G6-3		15B BB											
21 Joe Mather, R (1,5) OBP: 0.302, SLG: 0.379																			
22 Matt Garza, R (1,1) OBP: 0.080, SLG: 0.120																			
24 Luis Valbuena, L (8,PH) OBP: 0.235, SLG: 0.406																			
60 Manny Corpas, R (8,1)																			
40 James Russell, L (8,1)																			
Inning Stats	R: 0 H: 0 E: 0 K: 1 S: 9	H: 0 LOB: 0 BB: 0 P: 12	R: 0 H: 0 E: 0 K: 0 S: 5	H: 0 LOB: 0 BB: 0 P: 9	R: 0 H: 1 E: 0 K: 1 S: 8	H: 0 LOB: 1 BB: 0 P: 11	R: 0 H: 0 E: 0 K: 1 S: 13	H: 0 LOB: 0 BB: 0 P: 16	R: 0 H: 0 E: 0 K: 1 S: 8	H: 0 LOB: 0 BB: 0 P: 12	R: 1 H: 1 E: 0 K: 0 S: 14	H: 1 LOB: 0 BB: 0 P: 17	R: 0 H: 1 E: 0 K: 1 S: 17	H: 1 LOB: 2 BB: 1 P: 27	R: 0 H: 1 E: 0 K: 2 S: 13	H: 1 LOB: 2 BB: 1 P: 22	1B: 2 2B: 1 3B: 0 HR: 1	SF: 0 SAC: 0 DP: 0 HBP: 0	WP: 1 PA: 33 PB: 0 SB: 1 CS: 0
PITCHER	IP WLS BF H R ER SO	IP WLS BF H R ER SO	IP WLS BF H R ER SO	IP WLS BF H R ER SO	IP WLS BF H R ER SO	IP WLS BF H R ER SO	IP WLS BF H R ER SO	IP WLS BF H R ER SO	IP WLS BF H R ER SO	IP WLS BF H R ER SO	IP WLS BF H R ER SO	IP WLS BF H R ER SO	IP WLS BF H R ER SO	IP WLS BF H R ER SO	IP WLS BF H R ER SO	IP WLS BF H R ER SO	ERA WHIP	ERA WHIP	
36 Wade Miley, L (1,1) ERA: 2.19	8.0	W	28	3	1	1	7	1	0	0	0	0	0	0	0	0	1.12	0.500	
40 J.J. Putz, R (9,1) ERA: 5.25	1.0		5	1	0	0	2	1	0	0	0	1	0	13	22	0.00	2.000		

Batter	1	2	3	4	5	6	7	8	9	AB	R	H	RBI	BB	SO	LOB	BOTTOM		
8 Gerardo Parra, L (1,8) OBP: 0.343, SLG: 0.437	BB		K			2B 3B		FC3 2B 1B		3	3	1	0	1	1	1	Chicago Cubs @ Arizona Diamondbacks Chase Field, Phoenix, AZ Sun Jun 24 2012, 1:12 PM - 3:54 PM MST Att: 33,448 - Roof Closed - 76 F		
2 Aaron Hill, R (1,4) OBP: 0.357, SLG: 0.496	G6-3			P6		1B		10B 1B		4	0	2	1	0	0	1			
10 Justin Upton, R (1,9) OBP: 0.354, SLG: 0.396				F9		G5-3		26 C4-6-3 1B		4	0	2	3	0	0	1			
13 Jason Kubel, L (1,7) OBP: 0.373, SLG: 0.510	K			F7				K		4	1	1	1	0	2	3			
26 Miguel Montero, L (1,2) OBP: 0.371, SLG: 0.425		F7			K			G4-6-3		4	0	1	0	0	1	2			
37 Lyle Overbay, L (1,3) OBP: 0.425, SLG: 0.547		K			G6-3			F7		3	0	0	0	0	1	1			
14 Ryan Roberts, R (1,5) OBP: 0.288, SLG: 0.358					F9			FC1-4		3	0	0	0	0	1	1			
16 John McDonald, R (1,6) OBP: 0.308, SLG: 0.488					K2-3			F9		3	0	0	0	0	1	1			
36 Wade Miley, L (1,1) ERA: 4.06					G2-3					2	1	0	0	1	1	0			
40 J.J. Putz, R (9,1) ERA: 2.45								K		0	0	0	0	0	0	0			
Inning Stats	R: 1 H: 1 E: 0 K: 1 S: 9	H: 1 LOB: 0 BB: 1 P: 17	R: 0 H: 0 E: 0 K: 2 S: 10	H: 0 LOB: 0 BB: 0 P: 16	R: 0 H: 0 E: 0 K: 2 S: 8	H: 0 LOB: 0 BB: 0 P: 11	R: 0 H: 0 E: 0 K: 0 S: 10	H: 0 LOB: 0 BB: 0 P: 13	R: 0 H: 2 E: 0 K: 1 S: 13	H: 2 LOB: 1 BB: 0 P: 19	R: 1 H: 2 E: 0 K: 0 S: 12	H: 2 LOB: 1 BB: 0 P: 13	R: 2 H: 2 E: 1 K: 1 S: 12	H: 2 LOB: 1 BB: 1 P: 23	R: 0 H: 1 E: 0 K: 1 S: 12	H: 1 LOB: 1 BB: 1 P: 23	1B: 5 2B: 0 3B: 1 HR: 1	SF: 0 SAC: 0 DP: 1 HBP: 0	WP: 0 PA: 32 PB: 0 SB: 0 CS: 1
PITCHER	IP WLS BF H R ER SO	IP WLS BF H R ER SO	IP WLS BF H R ER SO	IP WLS BF H R ER SO	IP WLS BF H R ER SO	IP WLS BF H R ER SO	IP WLS BF H R ER SO	IP WLS BF H R ER SO	IP WLS BF H R ER SO	IP WLS BF H R ER SO	IP WLS BF H R ER SO	IP WLS BF H R ER SO	IP WLS BF H R ER SO	IP WLS BF H R ER SO	IP WLS BF H R ER SO	IP WLS BF H R ER SO	ERA WHIP	ERA WHIP	
22 Matt Garza, R (1,1) ERA: 4.06	7.0	L	26	5	3	3	7	1	0	0	0	0	0	0	0	0	3.86	0.857	
60 Manny Corpas, R (8,1) ERA: 1.96	0.0		4	2	2	1	0	1	0	0	0	0	0	6	13	∞	∞		
40 James Russell, L (8,1) ERA: 2.45	1.0		2	0	0	0	1	0	0	0	0	0	0	6	10	0.00	0.000		

Batter	1	2	3	4	5	6	7	8	9	AB	R	H	RBI	BB	SO	LOB	TOP					
56 Andres Torres, S OBP: 0.333, SLG: 0.305 9 Kirk Nieuwenhuis, L OBP: 0.357, SLG: 0.422	P4		11 S BB			G5-3		K		2	0	0	0	1	0	0						
11 Rubén Tejada, R OBP: 0.352, SLG: 0.389	P4		G5-3			K		E5 5 G3		4	0	0	0	0	1	1						
5 David Wright, R OBP: 0.452, SLG: 0.560	F9					F9		G3		4	0	1	0	0	0	1						
12 Scott Hairston, R OBP: 0.299, SLG: 0.527		G3-1				G6-3		P4		4	0	0	0	0	0	2						
21 Lucas Duda, L OBP: 0.348, SLG: 0.435		F7				K		L8		4	0	0	0	0	1	0						
13 Ronny Cedeno, R OBP: 0.364, SLG: 0.342						K		K		4	0	2	0	0	2	0						
29 Ike Davis, L OBP: 0.275, SLG: 0.347						K		K		4	1	1	1	0	2	2						
4 Mike Nickeas, R OBP: 0.247, SLG: 0.256						K		G5-3		4	0	2	0	0	1	0						
57 Johan Santana, L OBP: 0.077, SLG: 0.077 Justin Turner, R OBP: 0.295, SLG: 0.321 60 Jon Rauch, R OBP: 0.295, SLG: 0.321 52 Ramon E Ramirez, R OBP: 0.295, SLG: 0.321 45 Justin Hampson, L OBP: 0.295, SLG: 0.321						G1		F8		2	0	0	0	0	0	1						
Inning Stats	R: 0 E: 0 K: 0 S: 10	H: 0 LOB: 0 BB: 0 P: 13	R: 0 E: 0 K: 0 S: 8	H: 1 LOB: 1 BB: 0 P: 9	R: 0 E: 0 K: 1 S: 10	H: 0 LOB: 1 BB: 1 P: 17	R: 0 E: 0 K: 1 S: 7	H: 0 LOB: 0 BB: 0 P: 8	R: 0 E: 0 K: 2 S: 12	H: 1 LOB: 1 BB: 0 P: 17	R: 0 E: 0 K: 1 S: 12	H: 1 LOB: 1 BB: 0 P: 15	R: 0 E: 0 K: 1 S: 11	H: 2 LOB: 2 BB: 0 P: 14	R: 0 E: 1 K: 1 S: 10	H: 0 LOB: 0 BB: 0 P: 13	R: 1 E: 0 K: 1 S: 9	H: 1 LOB: 0 BB: 0 P: 11	1B: 3 2B: 2 3B: 0 HR: 1	SF: 0 SAC: 0 DP: 0 HBP: 0	WP: 0 PB: 1 SB: 1 CS: 0	PA: 35
PITCHER	IP	WLS	BF	H	R	ER	SO	BB	IBB	HBP	BLK	WP	HR	S	P	ERA	WHIP					
37 Travis Wood, L ERA: 3.54 54 Shawn Camp, R ERA: 3.2 40 James Russell, L ERA: 2.65	7.0	W	27	5	0	0	6	1	0	0	0	0	0	70	93	0.00	0.857					
37 Travis Wood, L ERA: 3.54 54 Shawn Camp, R ERA: 3.2 40 James Russell, L ERA: 2.65	1.0		4	0	0	0	1	0	0	0	0	0	0	10	13	0.00	0.000					
37 Travis Wood, L ERA: 3.54 54 Shawn Camp, R ERA: 3.2 40 James Russell, L ERA: 2.65	1.0		4	1	1	1	1	0	0	0	0	0	1	9	11	9.00	1.000					

New York Mets @ Chicago Cubs
Wrigley Field, Chicago, IL
Mon Jun 25 2012, 7:08 PM - 9:48 PM CDT
Att: 34,092 - Clear - 66 F

AB 34
R 1
H 6
RBI 1
BB 1
SO 8
LOB 9



Batter	1	2	3	4	5	6	7	8	9	AB	R	H	RBI	BB	SO	LOB	BOTTOM				
5 Reed Johnson, R OBP: 0.340, SLG: 0.411	K		G6-3			G4-3		K		5	0	1	0	0	2	1					
15 Darwin Barney, R OBP: 0.311, SLG: 0.380	G6-3		F7			P6		E9 13 E		5	1	0	0	0	0	1					
13 Starlin Castro, R OBP: 0.316, SLG: 0.440	12 1B BB		K			P3		E4 12 BB 3 1B		3	1	0	1	1	1	0					
12 Alfonso Soriano, R OBP: 0.326, SLG: 0.492						K		3 2B 18 G5-3 BB		3	1	2	0	1	1	0					
3 Jeff Baker, R OBP: 0.301, SLG: 0.357	L4					L8		18 G5-3 1B		4	0	2	1	0	0	2					
18 Geovany Soto, R OBP: 0.256, SLG: 0.330						K		G5-3		3	1	0	1	1	1	3					
21 Joe Mather, R OBP: 0.308, SLG: 0.403						K		G5-3		3	1	1	2	1	0	1					
24 Luis Valbuena, L OBP: 0.237, SLG: 0.417						G1-3		G4-3		4	0	1	0	0	0	3					
37 Travis Wood, R OBP: 0.333, SLG: 0.500 45 Adrian Cardenas, L OBP: 0.231, SLG: 0.324 54 Shawn Camp, R OBP: 0.295, SLG: 0.321 6 Bryan LaHair, L OBP: 0.366, SLG: 0.540 40 James Russell, L OBP: 0.295, SLG: 0.321						K		E5 15 E		2	0	0	0	0	2	1					
Inning Stats	R: 0 E: 0 K: 1 S: 10	H: 1 LOB: 2 BB: 1 P: 18	R: 0 E: 0 K: 1 S: 11	H: 1 LOB: 1 BB: 0 P: 14	R: 0 E: 0 K: 1 S: 11	H: 0 LOB: 0 BB: 0 P: 15	R: 2 E: 0 K: 1 S: 9	H: 1 LOB: 0 BB: 1 P: 18	R: 0 E: 0 K: 1 S: 14	H: 0 LOB: 0 BB: 0 P: 19	R: 0 E: 0 K: 1 S: 10	H: 2 LOB: 3 BB: 1 P: 18	R: 4 E: 3 K: 1 S: 20	H: 1 LOB: 1 BB: 1 P: 34	R: 0 E: 0 K: 1 S: 9	H: 1 LOB: 1 BB: 0 P: 16	1B: 3 2B: 2 3B: 1 HR: 1	SF: 0 SAC: 0 DP: 0 HBP: 0	WP: 0 PB: 0 SB: 0 CS: 0	PA: 38	
PITCHER	IP	WLS	BF	H	R	ER	SO	BB	IBB	HBP	BLK	WP	HR	S	P	ERA	WHIP				
57 Johan Santana, L ERA: 3.0 60 Jon Rauch, R ERA: 4.34 52 Ramon E Ramirez, R ERA: 4.67 45 Justin Hampson, L ERA: 4.67	6.0	L	26	5	2	2	6	2	1	0	0	0	0	65	102	3.00	1.167				
57 Johan Santana, L ERA: 3.0 60 Jon Rauch, R ERA: 4.34 52 Ramon E Ramirez, R ERA: 4.67 45 Justin Hampson, L ERA: 4.67	0.1		5	0	4	0	1	1	0	0	0	0	0	13	22	0.00	3.000				
57 Johan Santana, L ERA: 3.0 60 Jon Rauch, R ERA: 4.34 52 Ramon E Ramirez, R ERA: 4.67 45 Justin Hampson, L ERA: 4.67	0.2		3	1	0	0	0	0	0	0	0	0	0	7	12	0.00	1.500				
57 Johan Santana, L ERA: 3.0 60 Jon Rauch, R ERA: 4.34 52 Ramon E Ramirez, R ERA: 4.67 45 Justin Hampson, L ERA: 4.67	1.0		4	1	0	0	1	0	0	0	0	0	0	9	16	0.00	1.000				

New York Mets @ Chicago Cubs
Wrigley Field, Chicago, IL
Mon Jun 25 2012, 7:08 PM - 9:48 PM CDT
Att: 34,092 - Clear - 66 F

AB 34
R 6
H 7
RBI 5
BB 4
SO 8
LOB 12



Batter	1	2	3	4	5	6	7	8	9	AB	R	H	RBI	BB	SO	LOB	TOP				
9 Kirk Nieuwenhuis, L <small>OBP: 0.336, SLG: 0.417</small> 45 Justin Hampson, L <small>OBP: 0.346, SLG: 0.376</small> 47 Miguel Batista, R										3	0	0	0	1	2	4					
11 Rubén Tejada, R <small>OBP: 0.346, SLG: 0.376</small> 5 David Wright, R <small>OBP: 0.448, SLG: 0.554</small>										4	0	0	0	1	1	4					
21 Lucas Duda, L <small>OBP: 0.345, SLG: 0.428</small> 29 Ike Davis, L <small>OBP: 0.275, SLG: 0.349</small> 6 Omar Quintanilla, L <small>OBP: 0.364, SLG: 0.388</small>										4	0	0	0	1	1	3					
12 Scott Hairston, R <small>OBP: 0.302, SLG: 0.520</small> 28 Daniel Murphy, L <small>OBP: 0.315, SLG: 0.342</small> 30 Josh Thole, L <small>OBP: 0.329, SLG: 0.320</small>										4	1	1	0	1	1	1					
35 Dillon Gee, R <small>OBP: 0.167, SLG: 0.217</small> 13 Romy Castillo, R <small>OBP: 0.371, SLG: 0.392</small> 53 Jeremy Hefner, R <small>OBP: 0.333, SLG: 1.333</small> 40 Tim Lincecum, L <small>OBP: 0.329, SLG: 0.329</small> 56 Andrea Torres, S <small>OBP: 0.333, SLG: 0.333</small>										1	0	1	1	1	0	0					
Inning Stats	R: 0 H: 0 E: 0 K: 0 S: 6	H: 0 LOB: 0 BB: 1 P: 12	R: 2 H: 4 E: 0 K: 1 S: 20	H: 4 LOB: 2 BB: 0 P: 31	R: 0 H: 1 E: 0 K: 2 S: 12	LOB: 3 BB: 2 P: 27	R: 1 H: 1 E: 0 K: 0 S: 13	H: 1 LOB: 1 BB: 0 P: 27	R: 0 H: 0 E: 1 K: 1 S: 11	H: 0 LOB: 1 BB: 0 P: 17	R: 0 H: 0 E: 1 K: 0 S: 11	H: 0 LOB: 1 BB: 0 P: 14	R: 0 H: 1 E: 0 K: 0 S: 7	H: 2 LOB: 1 BB: 0 P: 13	R: 0 H: 0 E: 0 K: 2 S: 9	H: 0 LOB: 1 BB: 1 P: 17	1B: 7 2B: 1 3B: 0 HR: 0	SF: 1 SAC: 1 DP: 0 HBP: 0	WP: 0 PB: 0 SB: 2 CS: 1	PA: 42	
PITCHER	IP WLS BF H R ER SO BB IBB HBP BLK WP HR S P ERA WHIP	IP WLS BF H R ER SO BB IBB HBP BLK WP HR S P ERA WHIP	IP WLS BF H R ER SO BB IBB HBP BLK WP HR S P ERA WHIP	IP WLS BF H R ER SO BB IBB HBP BLK WP HR S P ERA WHIP	IP WLS BF H R ER SO BB IBB HBP BLK WP HR S P ERA WHIP	IP WLS BF H R ER SO BB IBB HBP BLK WP HR S P ERA WHIP	IP WLS BF H R ER SO BB IBB HBP BLK WP HR S P ERA WHIP	IP WLS BF H R ER SO BB IBB HBP BLK WP HR S P ERA WHIP	IP WLS BF H R ER SO BB IBB HBP BLK WP HR S P ERA WHIP	IP WLS BF H R ER SO BB IBB HBP BLK WP HR S P ERA WHIP	IP WLS BF H R ER SO BB IBB HBP BLK WP HR S P ERA WHIP	IP WLS BF H R ER SO BB IBB HBP BLK WP HR S P ERA WHIP	IP WLS BF H R ER SO BB IBB HBP BLK WP HR S P ERA WHIP	IP WLS BF H R ER SO BB IBB HBP BLK WP HR S P ERA WHIP	IP WLS BF H R ER SO BB IBB HBP BLK WP HR S P ERA WHIP	IP WLS BF H R ER SO BB IBB HBP BLK WP HR S P ERA WHIP	IP WLS BF H R ER SO BB IBB HBP BLK WP HR S P ERA WHIP	IP WLS BF H R ER SO BB IBB HBP BLK WP HR S P ERA WHIP	IP WLS BF H R ER SO BB IBB HBP BLK WP HR S P ERA WHIP	IP WLS BF H R ER SO BB IBB HBP BLK WP HR S P ERA WHIP	
9 David DeJesus, L <small>OBP: 0.361, SLG: 0.394</small> 13 Starlin Castro, R <small>OBP: 0.318, SLG: 0.438</small> 44 Anthony Rizzo, L <small>OBP: 0.500, SLG: 0.750</small> 12 Alfonso Soriano, R <small>OBP: 0.329, SLG: 0.488</small> 49 Carlos Marmol, R										5	1	2	0	0	1	3					
6 Bryan LaHair, L <small>OBP: 0.364, SLG: 0.532</small> 21 Joe Mather, R <small>OBP: 0.308, SLG: 0.403</small> 24 Luis Valbuena, L <small>OBP: 0.282, SLG: 0.450</small>										4	0	2	1	0	0	2					
15 Darwin Barney, R <small>OBP: 0.314, SLG: 0.382</small> 51 Steve Clevenger, L <small>OBP: 0.277, SLG: 0.359</small> 36 Randy Wells, R <small>OBP: 0.295, SLG: 0.295</small> 57 Scott Maine, L <small>ERA: 5.33</small> 40 James Russell, L <small>ERA: 3.15</small> 45 Justin Hampson, L <small>ERA: 4.03</small> 47 Miguel Batista, R										4	1	2	1	0	1	1					
Inning Stats	R: 0 H: 2 E: 0 K: 1 S: 14	H: 1 LOB: 0 BB: 0 P: 18	R: 3 H: 3 E: 0 K: 0 S: 13	H: 3 LOB: 2 BB: 2 P: 25	R: 1 H: 3 E: 0 K: 2 S: 17	H: 3 LOB: 3 BB: 0 P: 24	R: 0 H: 0 E: 0 K: 2 S: 9	H: 0 LOB: 0 BB: 0 P: 12	R: 0 H: 0 E: 0 K: 1 S: 7	H: 0 LOB: 0 BB: 0 P: 10	R: 0 H: 0 E: 0 K: 0 S: 6	H: 0 LOB: 0 BB: 0 P: 11	R: 1 H: 3 E: 1 K: 0 S: 15	H: 3 LOB: 2 BB: 0 P: 24	R: 0 H: 0 E: 0 K: 2 S: 9	H: 0 LOB: 0 BB: 0 P: 11	1B: 10 2B: 2 3B: 0 HR: 0	SF: 0 SAC: 0 DP: 0 HBP: 2	WP: 0 PB: 0 SB: 0 CS: 0	PA: 39	
PITCHER	IP WLS BF H R ER SO BB IBB HBP BLK WP HR S P ERA WHIP	IP WLS BF H R ER SO BB IBB HBP BLK WP HR S P ERA WHIP	IP WLS BF H R ER SO BB IBB HBP BLK WP HR S P ERA WHIP	IP WLS BF H R ER SO BB IBB HBP BLK WP HR S P ERA WHIP	IP WLS BF H R ER SO BB IBB HBP BLK WP HR S P ERA WHIP	IP WLS BF H R ER SO BB IBB HBP BLK WP HR S P ERA WHIP	IP WLS BF H R ER SO BB IBB HBP BLK WP HR S P ERA WHIP	IP WLS BF H R ER SO BB IBB HBP BLK WP HR S P ERA WHIP	IP WLS BF H R ER SO BB IBB HBP BLK WP HR S P ERA WHIP	IP WLS BF H R ER SO BB IBB HBP BLK WP HR S P ERA WHIP	IP WLS BF H R ER SO BB IBB HBP BLK WP HR S P ERA WHIP	IP WLS BF H R ER SO BB IBB HBP BLK WP HR S P ERA WHIP	IP WLS BF H R ER SO BB IBB HBP BLK WP HR S P ERA WHIP	IP WLS BF H R ER SO BB IBB HBP BLK WP HR S P ERA WHIP	IP WLS BF H R ER SO BB IBB HBP BLK WP HR S P ERA WHIP	IP WLS BF H R ER SO BB IBB HBP BLK WP HR S P ERA WHIP	IP WLS BF H R ER SO BB IBB HBP BLK WP HR S P ERA WHIP	IP WLS BF H R ER SO BB IBB HBP BLK WP HR S P ERA WHIP	IP WLS BF H R ER SO BB IBB HBP BLK WP HR S P ERA WHIP	IP WLS BF H R ER SO BB IBB HBP BLK WP HR S P ERA WHIP	IP WLS BF H R ER SO BB IBB HBP BLK WP HR S P ERA WHIP

New York Mets @ Chicago Cubs
Wrigley Field, Chicago, IL
Tue Jun 26 2012, 7:07 PM - 10:22 PM CDT
Att: 34,064 - Clear - 74 F

livebaseballscores.com

AB 34
R 3
H 8
RBI 3
BB 6
SO 6
LOB 20

New York Mets @ Chicago Cubs
Wrigley Field, Chicago, IL
Tue Jun 26 2012, 7:07 PM - 10:22 PM CDT
Att: 34,064 - Clear - 74 F

livebaseballscores.com

AB 34
R 5
H 12
RBI 4
BB 2
SO 7
LOB 21

Batter	1	2	3	4	5	6	7	8	9	AB	R	H	RBI	BB	SO	LOB	TOP										
56 Andres Torres, S OBP: 0.333, SLG: 0.301										5	2	1	0	1	1	2											
11 Rubén Tejada, R OBP: 0.355, SLG: 0.390										6	2	3	0	0	0	1											
5 David Wright, R OBP: 0.449, SLG: 0.559										3	2	2	5	0	0	0											
Justin Turner, R OBP: 0.308, SLG: 0.333										2	0	1	0	0	0	1											
21 Lucas Duda, L OBP: 0.349, SLG: 0.425										2	3	0	0	3	1	1											
29 Ike Davis, L OBP: 0.281, SLG: 0.376										5	3	3	4	0	1	3											
12 Scott Hairston, R OBP: 0.305, SLG: 0.535										5	1	2	4	0	0	1											
28 Daniel Murphy, L OBP: 0.323, SLG: 0.372										5	2	3	4	0	0	1											
6 Omar Quintanilla, L OBP: 0.364, SLG: 0.388										0	0	0	0	0	0	0											
30 Josh Thole, L OBP: 0.325, SLG: 0.323										5	0	1	0	0	0	2											
52 Ramon E Ramirez, R										0	0	0	0	0	0	0											
49 Jonathon Niese, L OBP: 0.308, SLG: 0.182										2	2	0	0	2	1	1											
4 Mike Nickeas, R OBP: 0.256, SLG: 0.256										0	0	0	0	1	0	0											
Inning Stats	R: 1 E: 0 K: 0 S: 6	H: 0 LOB: 0 BB: 1 P: 12	R: 0 E: 0 K: 0 S: 6	H: 1 LOB: 1 BB: 0 P: 11	R: 0 E: 0 K: 1 S: 7	H: 0 LOB: 0 BB: 0 P: 9	R: 3 E: 0 K: 0 S: 10	H: 2 LOB: 0 BB: 1 P: 20	R: 6 E: 0 K: 1 S: 15	H: 4 LOB: 1 BB: 2 P: 29	R: 6 E: 0 K: 1 S: 19	H: 5 LOB: 1 BB: 2 P: 33	R: 0 E: 0 K: 2 S: 13	H: 1 LOB: 0 BB: 0 P: 18	R: 1 E: 0 K: 0 S: 7	H: 2 LOB: 0 BB: 0 P: 10	R: 0 E: 0 K: 0 S: 8	H: 1 LOB: 1 BB: 1 P: 13	1B: 6 2B: 6 3B: 0 HR: 4	SF: 1 SAC: 0 DP: 2 HBP: 0	WP: 0 PB: 0 SB: 1 CS: 0	PA: 48					
PITCHER	IP	WLS	BF	H	R	ER	SO	BB	IBB	HBP	BLK	WP	HR	S	P	ERA	WHIP										
29 Jeff Samardzija, R ERA: 5.05	4.1	L	23	6	9	9	1	4	0	0	0	0	2	39	72	18.69	2.308										
27 Casey Coleman, R ERA: 7.32	1.2		13	6	7	7	1	2	0	0	0	0	2	24	42	37.80	4.800										
37 Jairo Asencio, R ERA: 5.05	1.0		4	1	0	2	0	0	0	0	0	0	0	13	18	9.00	1.000										
48 Rafael Dolis, R ERA: 5.81	1.0		4	2	1	1	0	0	0	0	0	0	0	7	10	9.00	2.000										
60 Manny Corpas, R ERA: 1.69	1.0		4	1	0	0	0	1	0	0	0	0	0	8	13	0.00	2.000										

New York Mets @ Chicago Cubs
Wrigley Field, Chicago, IL
Wed Jun 27 2012, 1:23 PM - 4:08 PM CDT
Att: 35,837 - Sunny - 87 F

AB 40
R 17
H 16
RBI 17
BB 7
SO 4
LOB 13

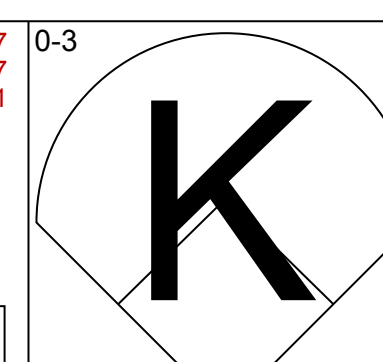
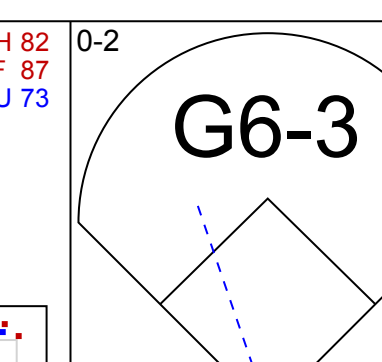
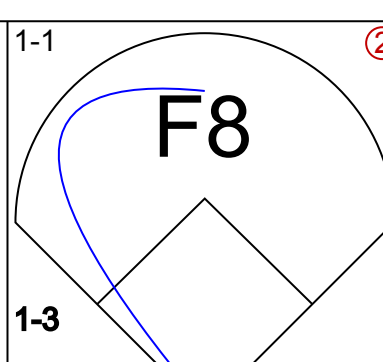
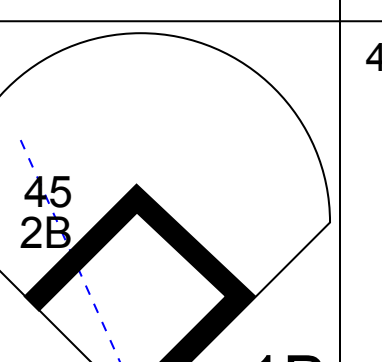
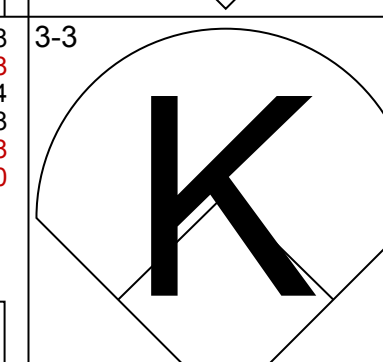
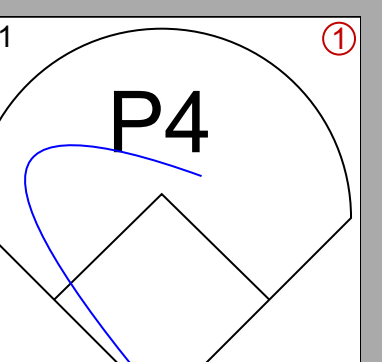
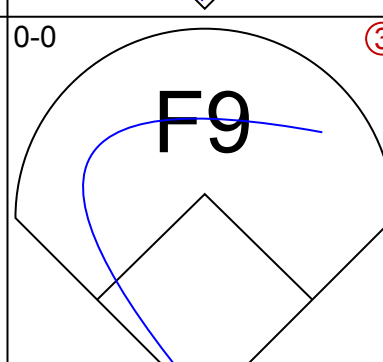
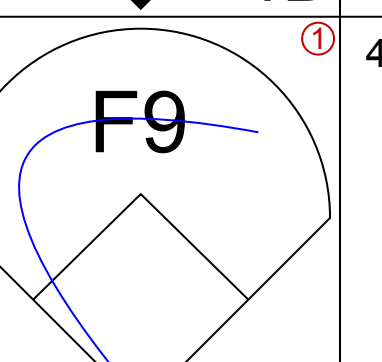
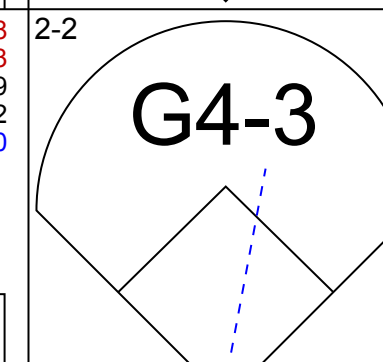
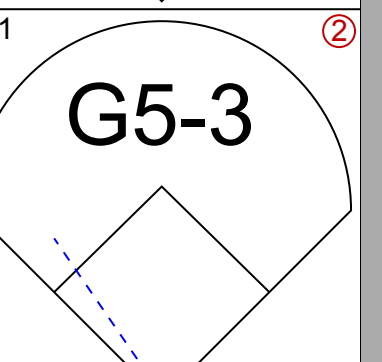
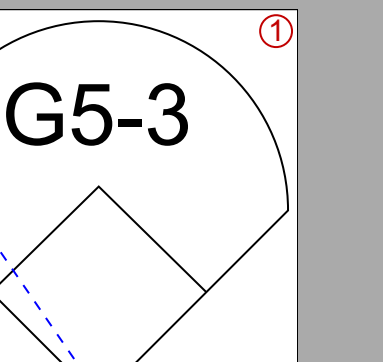
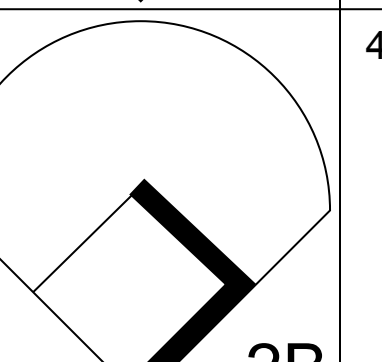
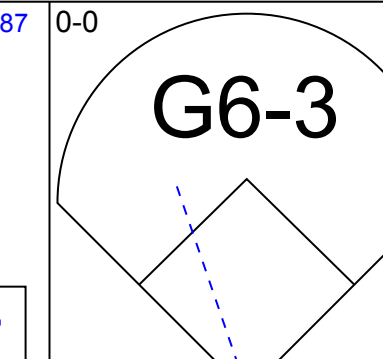
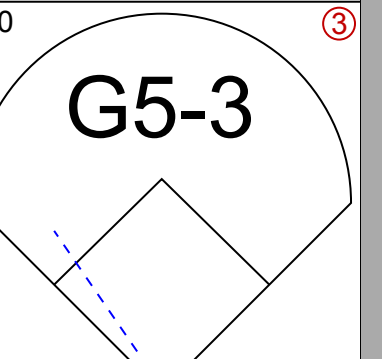
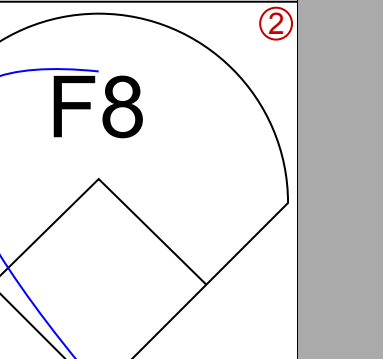
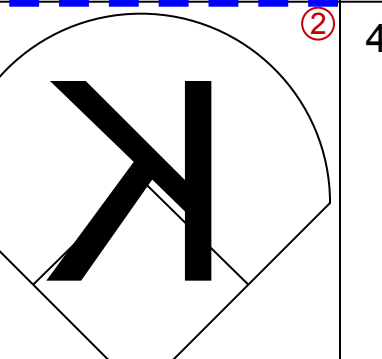
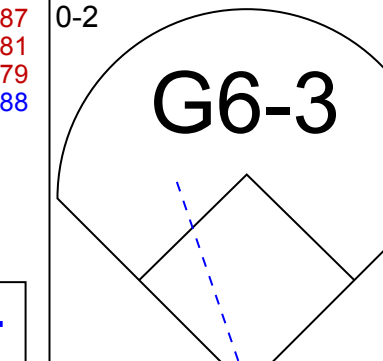
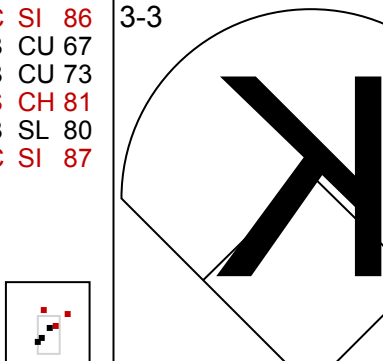
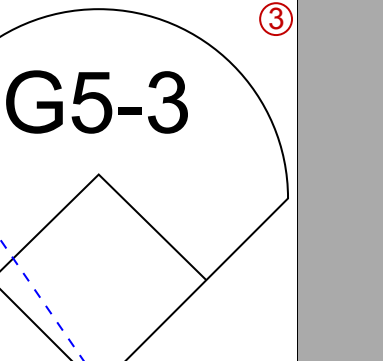
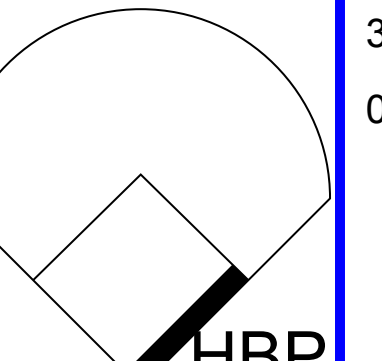
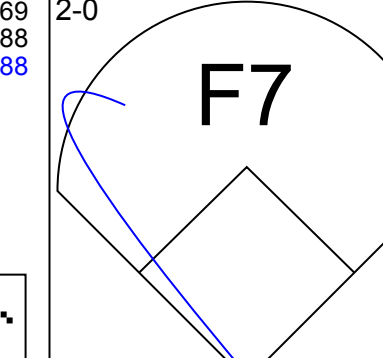
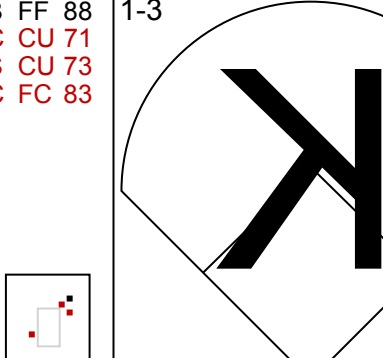
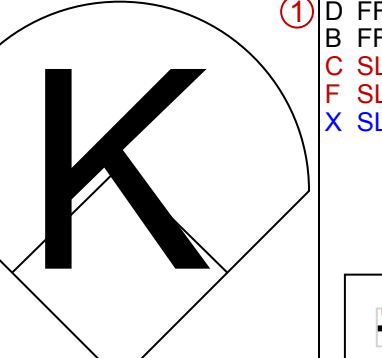
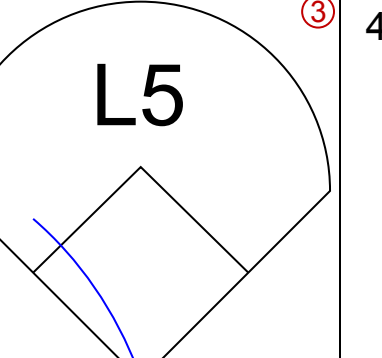
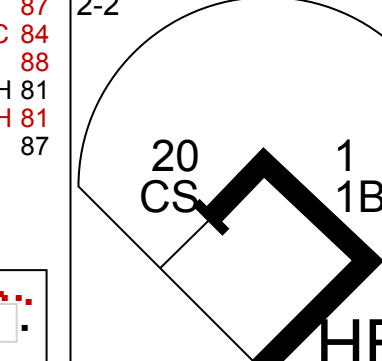
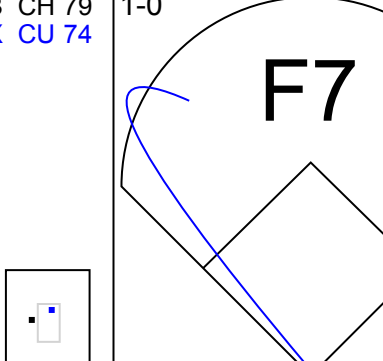
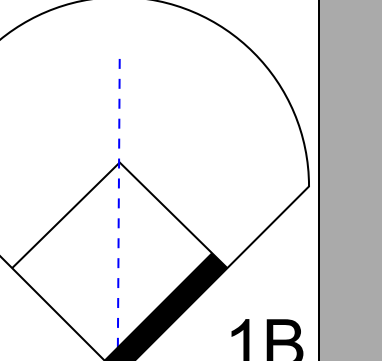
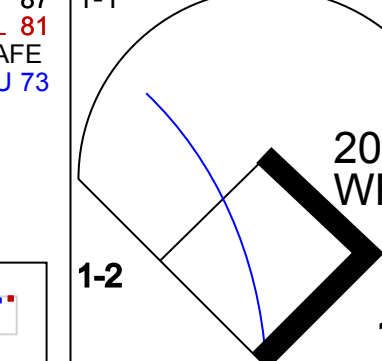
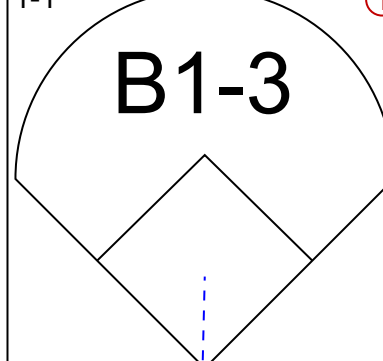
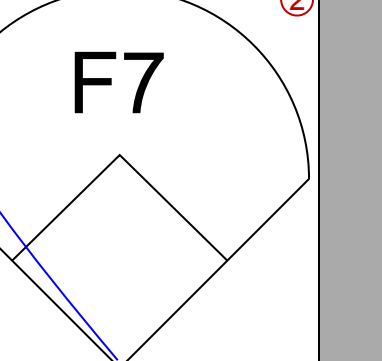
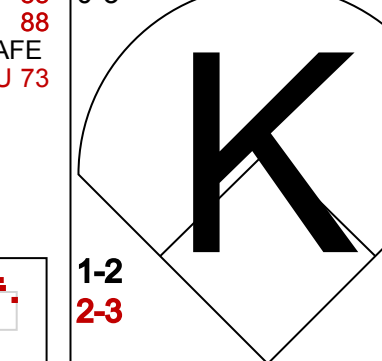
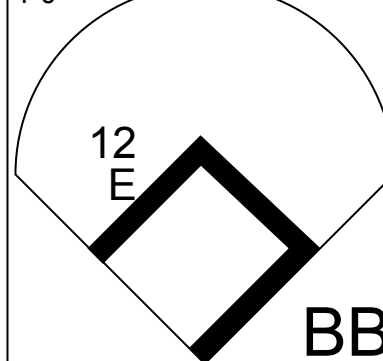
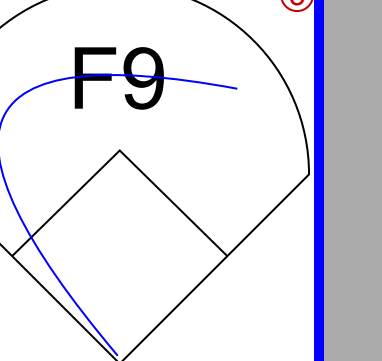


Batter	1	2	3	4	5	6	7	8	9	AB	R	H	RBI	BB	SO	LOB	BOTTOM										
21 Joe Mather, R OBP: 0.306, SLG: 0.398										4	0	1	0	0	1	2											
13 Starlin Castro, R OBP: 0.318, SLG: 0.437										3	0	1	0	0	0	1											
37 Jairo Asencio, R										0	0	0	0	0	0	0											
48 Rafael Dolis, R										0	0	0	0	0	0	0											
51 Steve Clevenger, L OBP: 0.284, SLG: 0.366										1	0	1	0	0	0	0											
44 Anthony Rizzo, L OBP: 0.375, SLG: 0.625										4	0	1	0	0	1	4											
60 Manny Corpas, R										0	0	0	0	0	0	0											
12 Alfonso Soriano, R OBP: 0.330, SLG: 0.486										1	0	0	0	1	0	2											
1 Tony Campana, L OBP: 0.314, SLG: 0.310										2	0	1	0	0	0	1											
3 Jeff Baker, R OBP: 0.289, SLG: 0.341										4	0	0	0	0	2	4											
18 Geovany Soto, R OBP: 0.248, SLG: 0.319										4	0	0	0	0	2	0											
15 Darwin Barney, R OBP: 0.316, SLG: 0.384										4	1	2	0	0	0	0											
24 Luis Valbuena, L OBP: 0.261, SLG: 0.455										4	0	1	1	0	0	1											
29 Jeff Samardzija, R OBP: 0.259, SLG: 0.200										1	0	0	0	0	1	1											
27 Casey Coleman, L OBP: 0.500, SLG: 0.500										1	0	1	0	0	0	0											
6 Bryan LaHair, L OBP: 0.362, SLG: 0.529										1	0	0	0	0	1	1											
Inning Stats	R: 0 E: 0 K: 0 S: 9	H: 2 LOB: 1 BB: 0 P: 12	R: 1 E: 0 K: 1 S: 12	H: 2 LOB: 1 BB: 0 P: 15	R: 0 E: 0 K: 2 S: 15	H: 1 LOB: 2 BB: 1 P: 25	R: 0 E: 0 K: 1 S: 9	H: 0 LOB: 0 BB: 0 P: 13	R: 0 E: 0 K: 1 S: 14	H: 1 LOB: 1 BB: 0 P: 18	R: 0 E: 0 K: 1 S: 9	H: 1 LOB: 0 BB: 0 P: 16	R: 0 E: 0 K: 1 S: 13	H: 1 LOB: 1 BB: 0 P: 19	R: 0 E: 0 K: 2 S: 10	H: 1 LOB: 0 BB: 0 P: 15	R: 0 E: 0 K: 0 S: 9	H: 0 LOB: 0 BB: 0 P: 14	1B: 7 2B: 2 3B: 0 HR: 0	SF: 0 SAC: 0 DP: 1 HBP: 0	WP: 0 PB: 1 SB: 0 CS: 1	PA: 35					
PITCHER	IP	WLS	BF	H	R	ER	SO	BB	IBB	HBP	BLK	WP	HR	S	P	ERA	WHIP										
49 Jonathon Niese, L ERA: 3.55	7.0	W	28	8	1	1	6	1	0	0	0	0	0	19	29	0.00	0.500										
52 Ramon E Ramirez, R ERA: 4.34	2.0		7	1	0	0	2	0	0	0	0	0	0	19	29	0.00	0.500										

New York Mets @ Chicago Cubs
Wrigley Field, Chicago, IL
Wed Jun 27 2012, 1:23 PM - 4:08 PM CDT
Att: 35,837 - Sunny - 87 F

AB 34
R 1
H 9
RBI 1
BB 1
SO 8
LOB 17

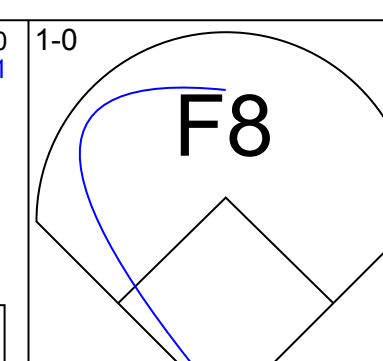
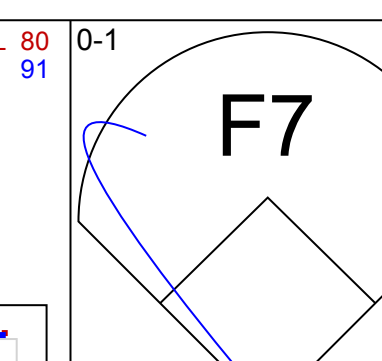


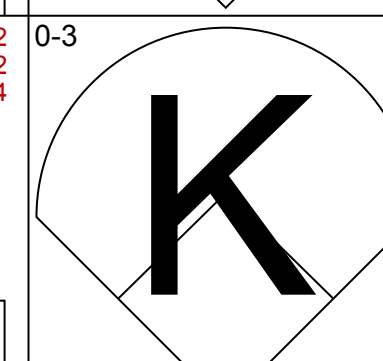
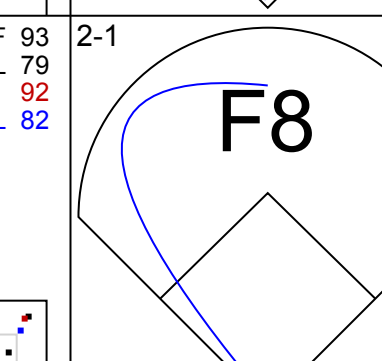
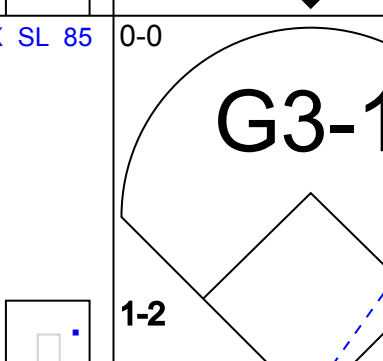
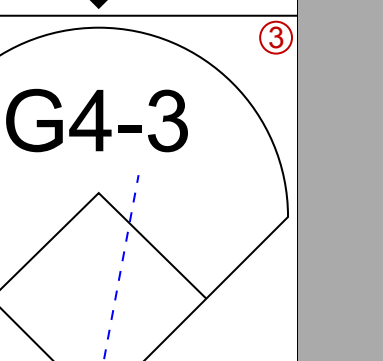
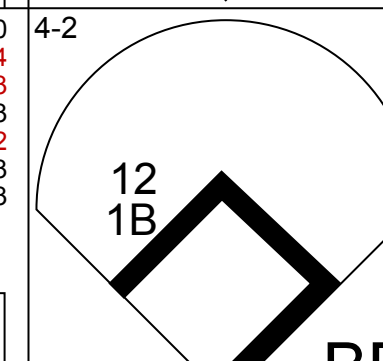
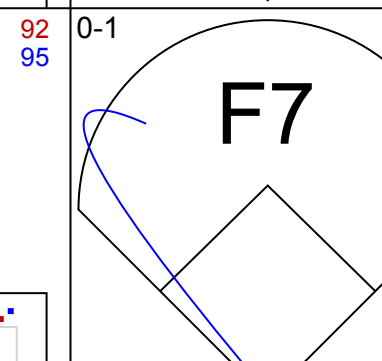
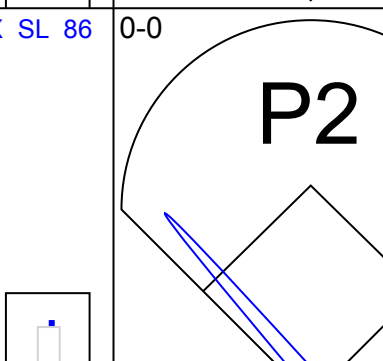
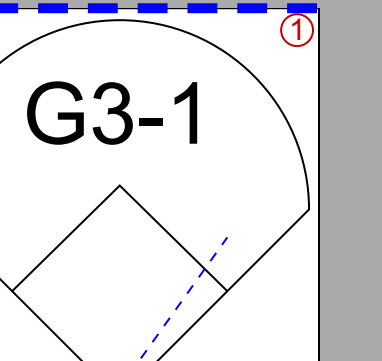
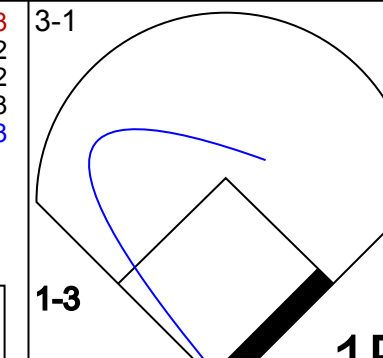
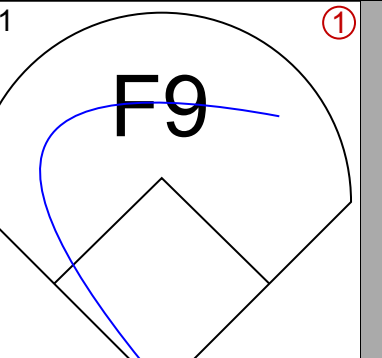
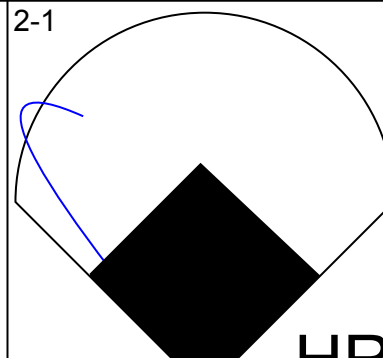
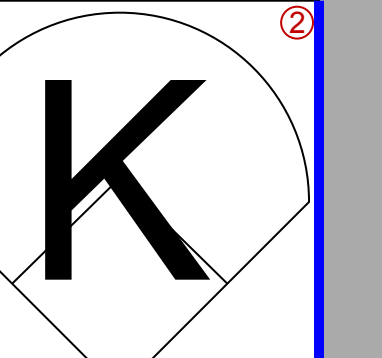
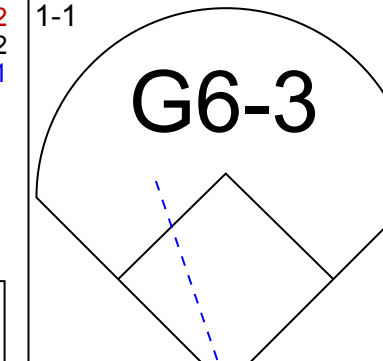
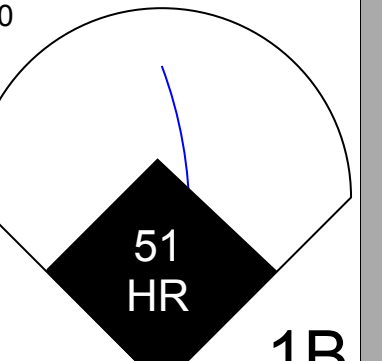
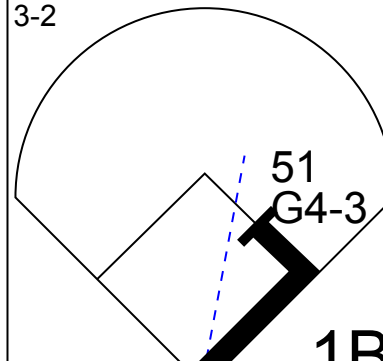
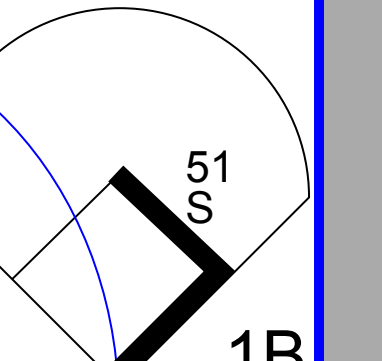
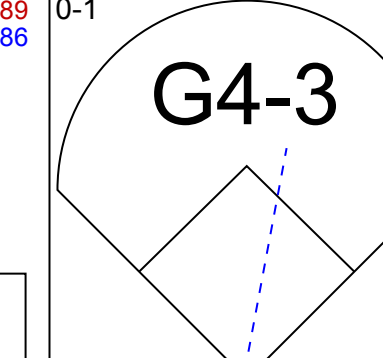
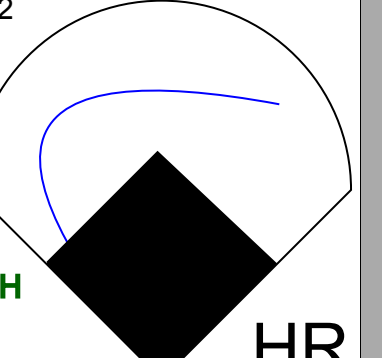
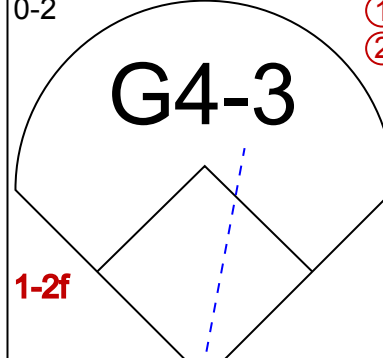
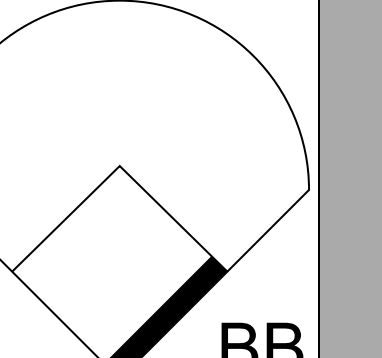
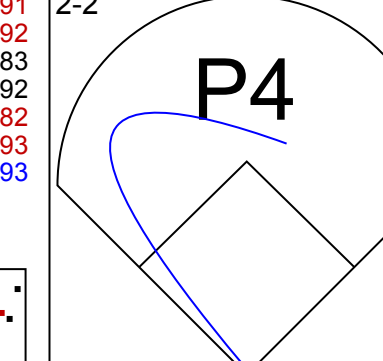
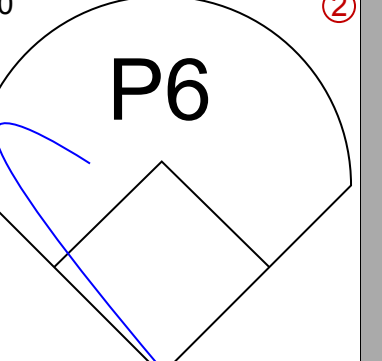
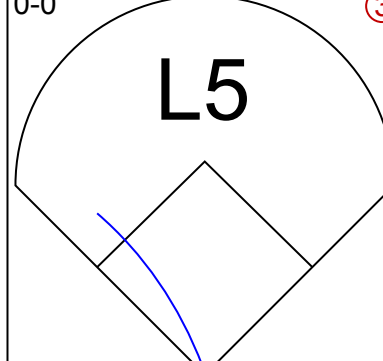
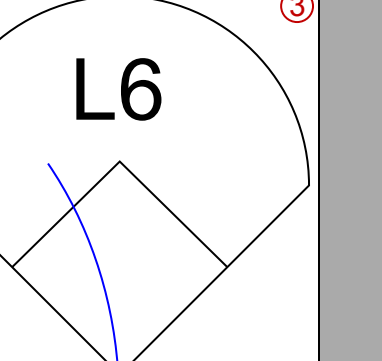
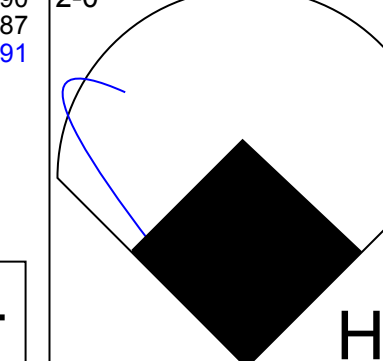
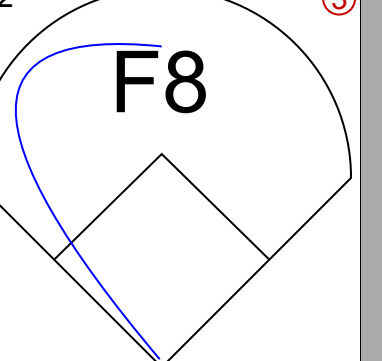
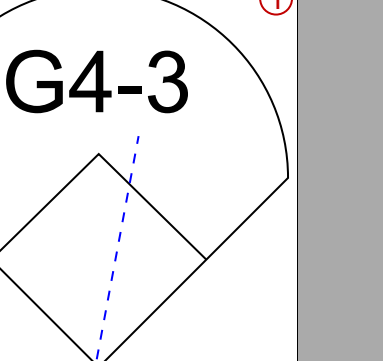
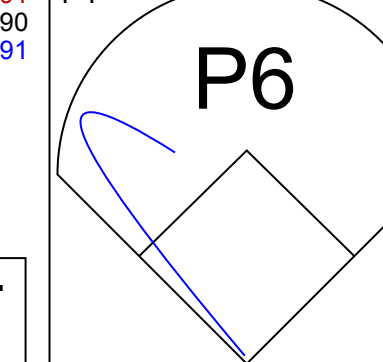
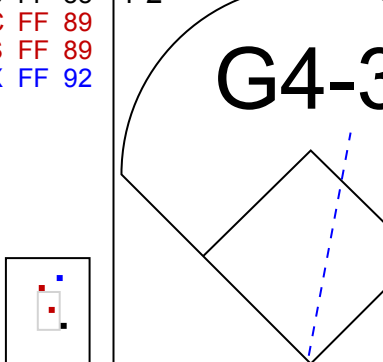



Batter	1	2	3	4	5	6	7	8	9	AB	R	H	RBI	BB	SO	LOB	TOP				
12 Brian Bixler, R OBP: 0.311, SLG: 0.446										4	0	1	0	0	1	2					
19 Brian Bougeois, L OBP: 0.302, SLG: 0.358										4	0	0	0	0	1	2					
45 Carlos Lee, R OBP: 0.342, SLG: 0.412										4	0	1	0	0	0	0					
14 J.D. Martinez, R OBP: 0.318, SLG: 0.393										4	0	0	0	0	1	2					
18 Chris Snyder, R OBP: 0.290, SLG: 0.298 60 Dallas Keuchel, L (9, PR)										3	0	0	0	0	1	0					
23 Chris Johnson, R OBP: 0.318, SLG: 0.411										4	0	0	0	0	2	3					
16 Matt Downs, R OBP: 0.229, SLG: 0.374										2	0	1	0	0	0	0					
1 Jordan Schafer, L OBP: 0.315, SLG: 0.323										3	0	1	0	0	0	1					
20 Bud Norris, R OBP: 0.200, SLG: 0.217 58 Fernando Abad, L (7, 1) 4 Jed Lowrie, S OBP: 0.349, SLG: 0.490 55 Rhiner Cruz, R (8, 1)										1	0	0	0	1	1	2					
										0	0	0	0	0	0	0					
										0	0	0	0	0	0	0					
Inning Stats	R: 0 H: 0 E: 0 K: 2 S: 9	H: 0 LOB: 0 BB: 0 P: 14	R: 0 H: 0 E: 0 K: 0 S: 6	H: 0 LOB: 0 BB: 0 P: 8	R: 0 H: 1 E: 0 K: 1 S: 12	H: 1 LOB: 1 BB: 0 P: 15	R: 0 H: 0 E: 0 K: 0 S: 5	H: 0 LOB: 0 BB: 0 P: 9	R: 0 H: 0 E: 1 K: 0 S: 5	H: 0 LOB: 1 BB: 1 P: 11	R: 0 H: 0 E: 0 K: 0 S: 4	H: 0 LOB: 0 BB: 0 P: 5	R: 0 H: 1 E: 0 K: 1 S: 13	H: 1 LOB: 1 BB: 0 P: 17	R: 0 H: 2 E: 0 K: 1 S: 14	H: 2 LOB: 3 BB: 0 P: 20	1B: 3 2B: 1 3B: 0 HR: 0	SF: 0 SAC: 0 DP: 0 HBP: 2	WP: 1 PB: 0 SB: 0 CS: 1	PA: 33	
PITCHER	IP WLS BF ERA WHIP	IP WLS BF ERA WHIP	IP WLS BF ERA WHIP	IP WLS BF ERA WHIP	IP WLS BF ERA WHIP	IP WLS BF ERA WHIP	IP WLS BF ERA WHIP	IP WLS BF ERA WHIP	IP WLS BF ERA WHIP	IP WLS BF ERA WHIP	IP WLS BF ERA WHIP	IP WLS BF ERA WHIP	IP WLS BF ERA WHIP	IP WLS BF ERA WHIP	IP WLS BF ERA WHIP	IP WLS BF ERA WHIP	IP WLS BF ERA WHIP	IP WLS BF ERA WHIP	IP WLS BF ERA WHIP	IP WLS BF ERA WHIP	
28 Paul Maholm, L ERA: 4.84	8.1	W	30	4	0	0	6	1	0	1	0	0	0	0	0	0	0.00	0.600			
49 Carlos Marmol, R ERA: 5.4	0.2	S	3	0	0	0	1	0	0	1	0	0	0	0	0	0	0.00	0.000			

Houston Astros @ Chicago Cubs
Wrigley Field, Chicago, IL
Fri Jun 29 2012, 2:17 PM - 4:36 PM CDT
Att: 32,891 - Cloudy - 75 F

AB 30
R 0
H 4
RBI 0
BB 1
SO 7
LOB 13

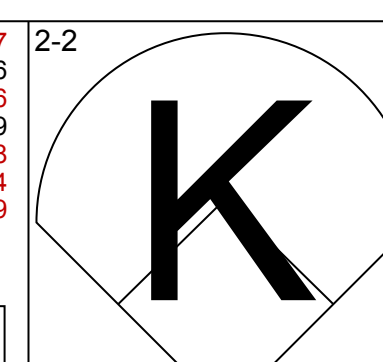
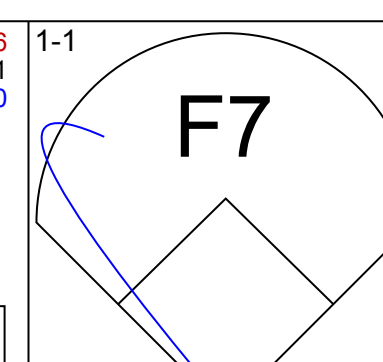
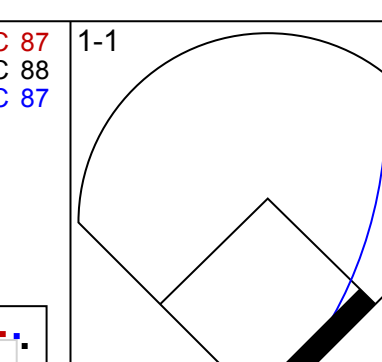
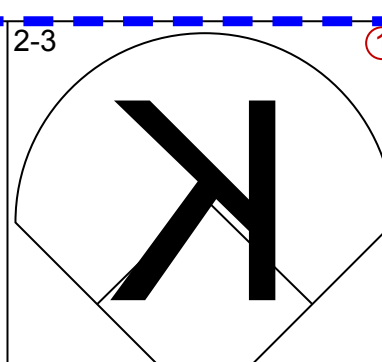
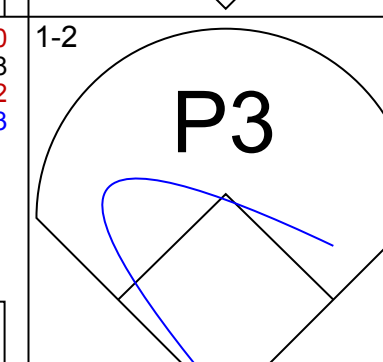
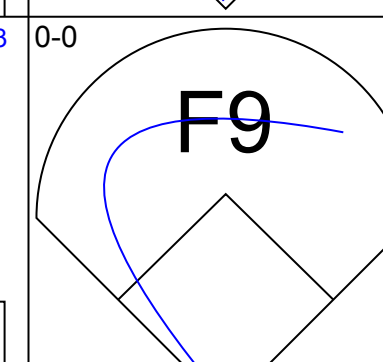
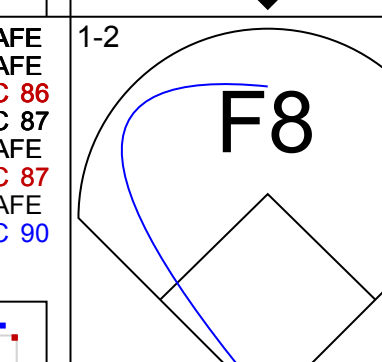
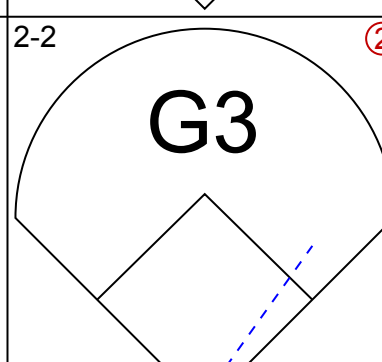
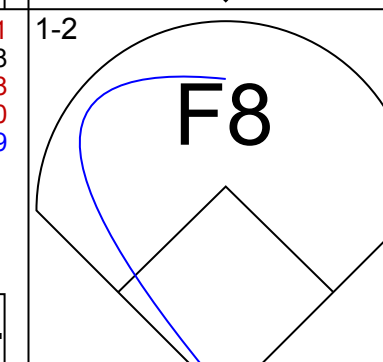
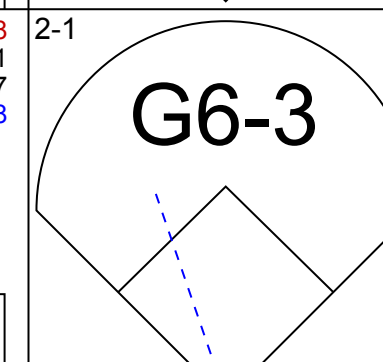
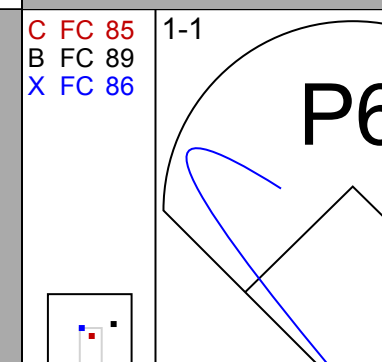
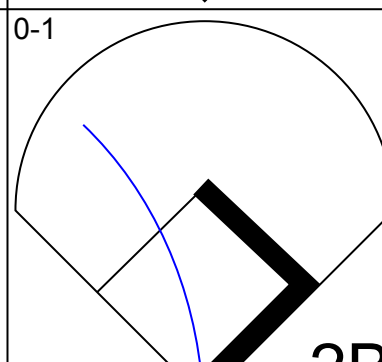
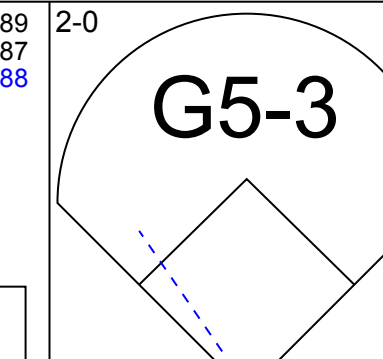
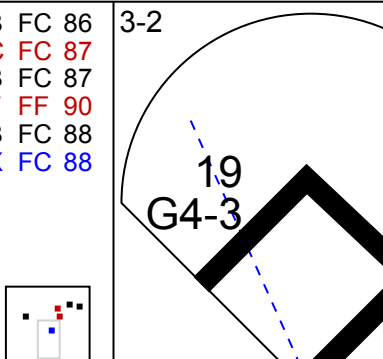
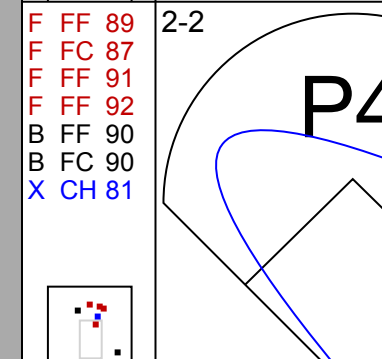
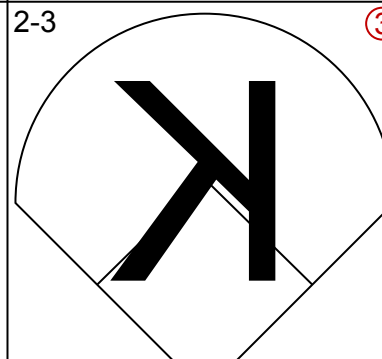
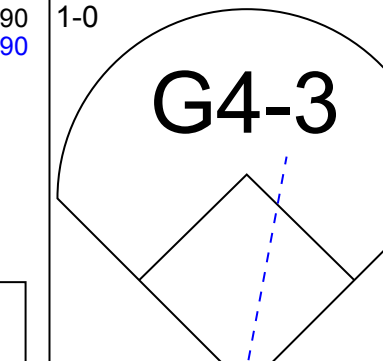
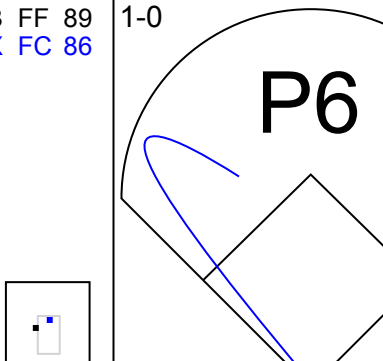
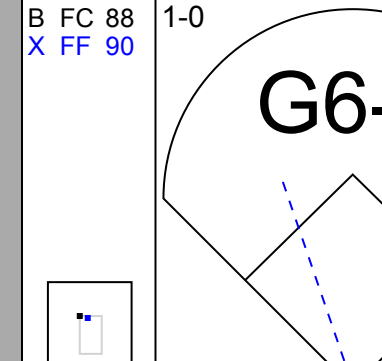
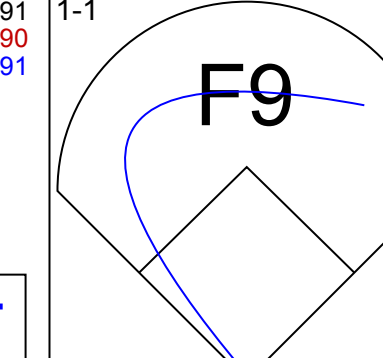
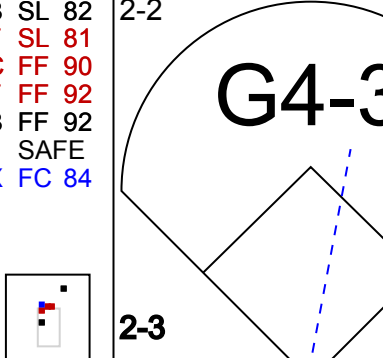
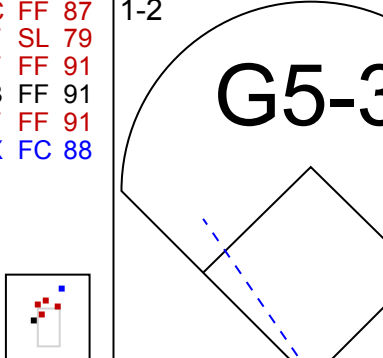
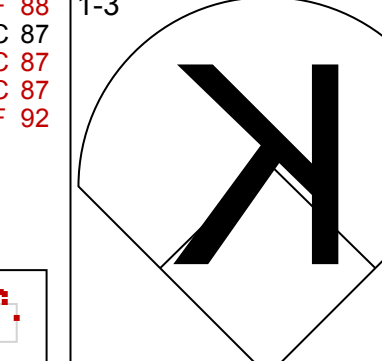
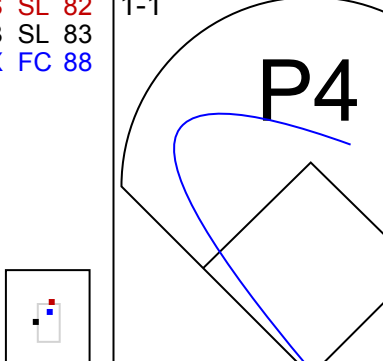
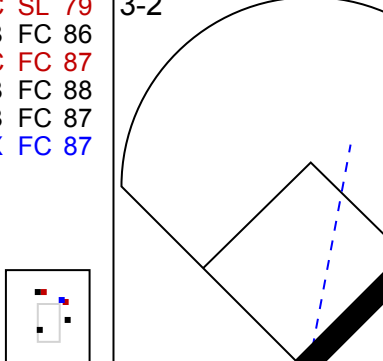
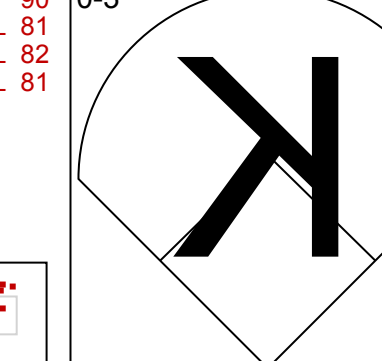
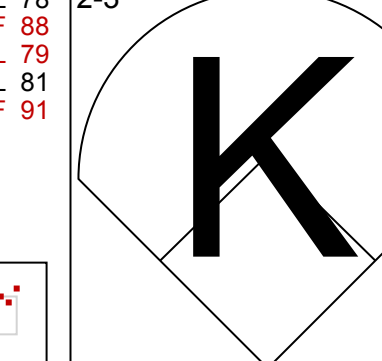
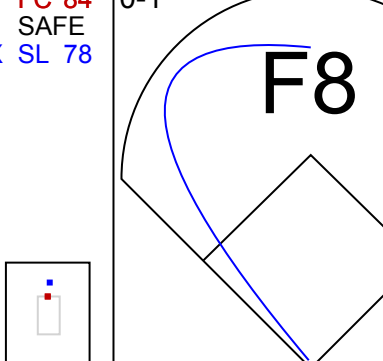
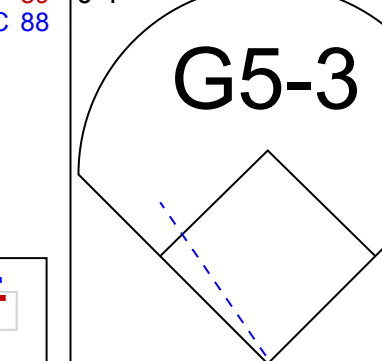
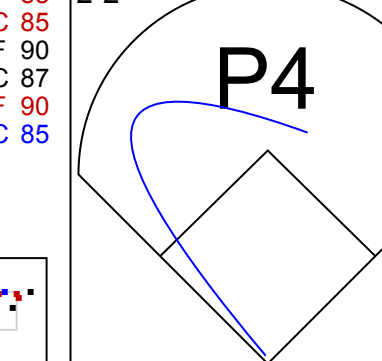
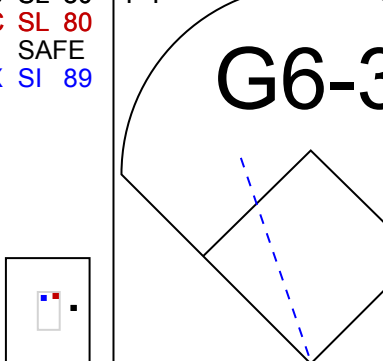


Batter	1	2	3	4	5	6	7	8	9	AB	R	H	RBI	BB	SO	LOB	BOTTOM				
9 David DeJesus, L OBP: 0.363, SLG: 0.396										4	0	2	0	0	0	0					
13 Starlin Castro, R OBP: 0.314, SLG: 0.431										4	0	0	0	0	1	2					
44 Anthony Rizzo, L OBP: 0.333, SLG: 0.455										3	0	0	0	1	0	1					
12 Alfonso Soriano, R OBP: 0.332, SLG: 0.498 5 Reed Johnson, R OBP: 0.345, SLG: 0.415										4	1	2	1	0	1	0					
6 Bryan LaHair, L OBP: 0.369, SLG: 0.534 1 Tony Campana, L (8, PR)										4	1	3	0	0	0	2					
51 Steve Clevenger, L OBP: 0.293, SLG: 0.396										3	1	1	2	1	0	1					
15 Darwin Barney, R OBP: 0.312, SLG: 0.378										4	0	0	0	0	0	2					
24 Luis Valbuena, L OBP: 0.265, SLG: 0.511										3	1	1	1	0	0	0					
28 Paul Maholm, L OBP: 0.100, SLG: 0.172 49 Carlos Marmol, R (9, 1)										3	0	0	0	0	1	0					
										0	0	0	0	0	0	0					
Inning Stats	R: 0 H: 1 E: 0 K: 1 S: 11	H: 1 LOB: 2 BB: 1 P: 20	R: 1 H: 1 E: 0 K: 0 S: 10	H: 1 LOB: 0 BB: 0 P: 15	R: 0 H: 0 E: 0 K: 0 S: 6	H: 0 LOB: 0 BB: 0 P: 8	R: 2 H: 2 E: 0 K: 0 S: 12	H: 2 LOB: 0 BB: 0 P: 20	R: 0 H: 1 E: 0 K: 0 S: 7	H: 1 LOB: 1 BB: 0 P: 9	R: 1 H: 2 E: 0 K: 0 S: 10	H: 2 LOB: 0 BB: 0 P: 15	R: 0 H: 1 E: 0 K: 1 S: 10	H: 1 LOB: 2 BB: 1 P: 21	R: 0 H: 1 E: 0 K: 1 S: 12	H: 1 LOB: 2 BB: 1 P: 21	1B: 6 2B: 0 3B: 0 HR: 3	SF: 0 SAC: 0 DP: 1 HBP: 0	WP: 0 PB: 0 SB: 1 CS: 0	PA: 34	
PITCHER	IP WLS BF ERA WHIP	IP WLS BF ERA WHIP	IP WLS BF ERA WHIP	IP WLS BF ERA WHIP	IP WLS BF ERA WHIP	IP WLS BF ERA WHIP	IP WLS BF ERA WHIP	IP WLS BF ERA WHIP	IP WLS BF ERA WHIP	IP WLS BF ERA WHIP	IP WLS BF ERA WHIP	IP WLS BF ERA WHIP	IP WLS BF ERA WHIP	IP WLS BF ERA WHIP	IP WLS BF ERA WHIP	IP WLS BF ERA WHIP	IP WLS BF ERA WHIP	IP WLS BF ERA WHIP	IP WLS BF ERA WHIP	IP WLS BF ERA WHIP	
20 Bud Norris, R ERA: 4.9	6.0	L	25	7	4	4	1	0	0	0	0	0	0	0	0	0	6.00	1.333			
58 Fernando Abad, L ERA: 3.14	1.0		4	1	0	0	1	0	0	0	0	10	11	0.00	1.000						
55 Rhiner Cruz, R ERA: 6.75	1.0		5	1	0	0	1	0	0	0	0	12	21	0.00	2.000						

Houston Astros @ Chicago Cubs
Wrigley Field, Chicago, IL
Fri Jun 29 2012, 2:17 PM - 4:36 PM CDT
Att: 32,891 - Cloudy - 75 F

AB 32
R 4
H 9
RBI 4
BB 2
SO 3
LOB 8

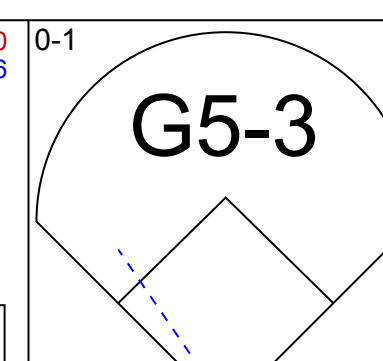
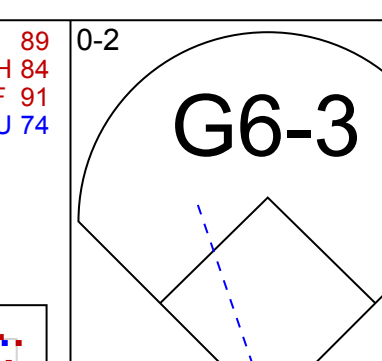
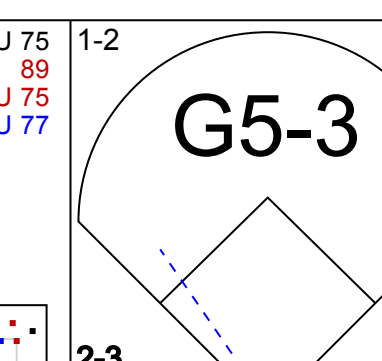
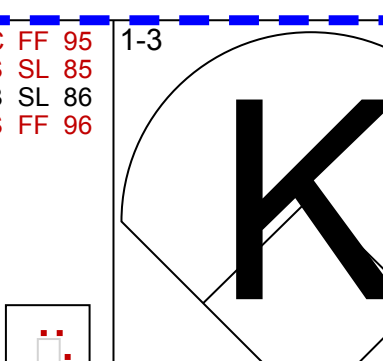
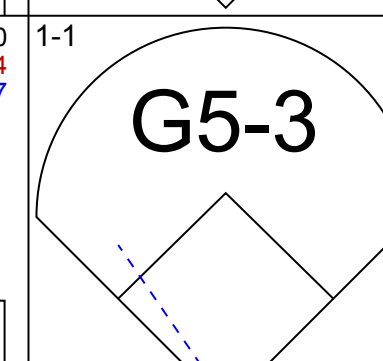
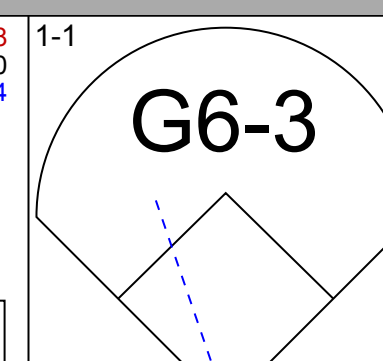
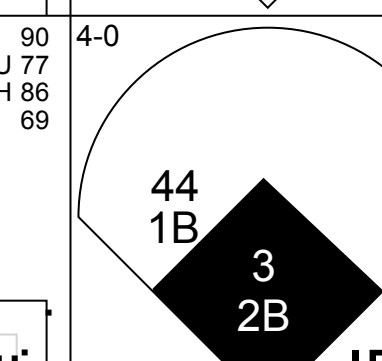
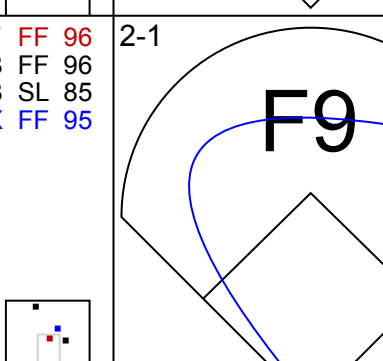
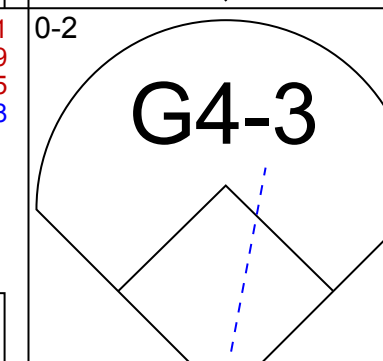
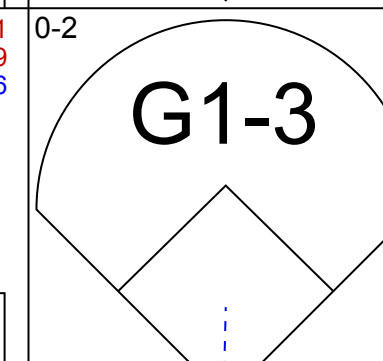
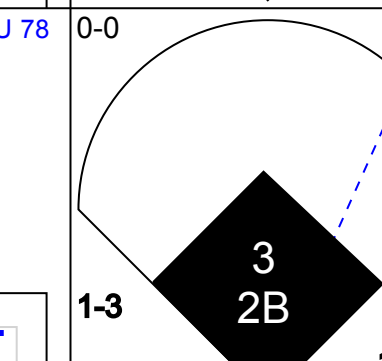
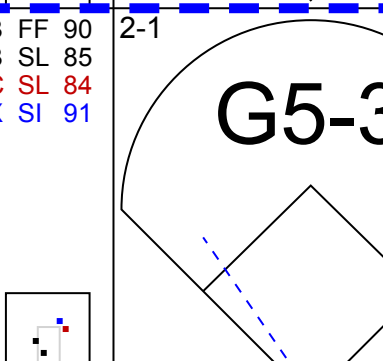
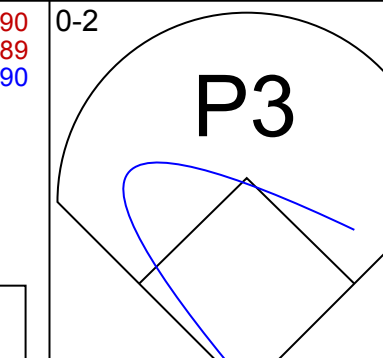
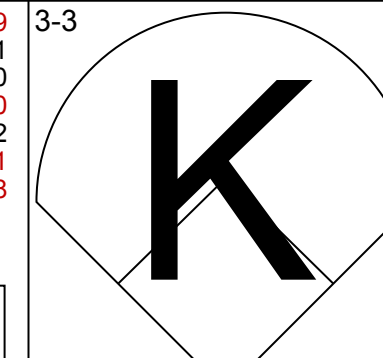
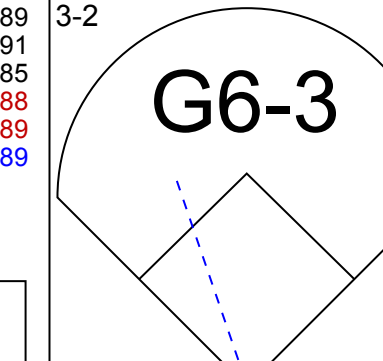
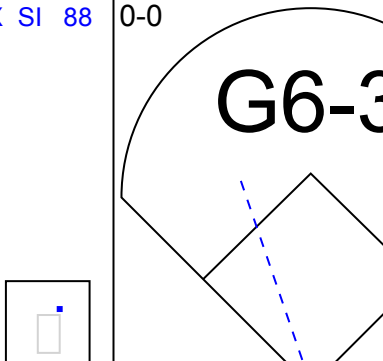
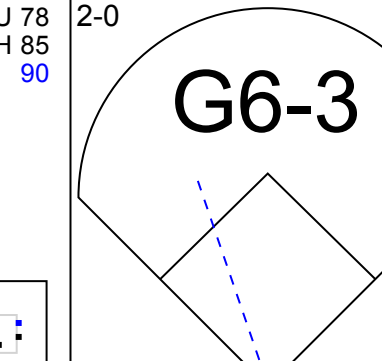
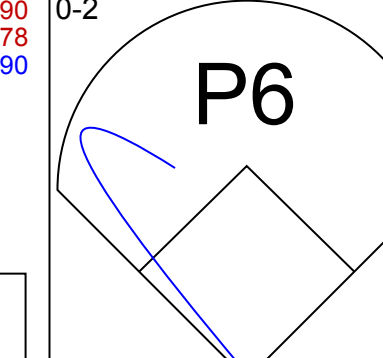
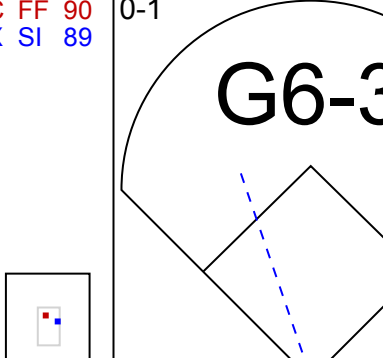
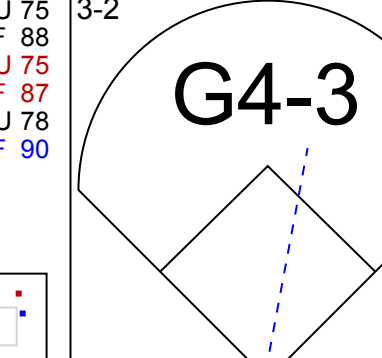
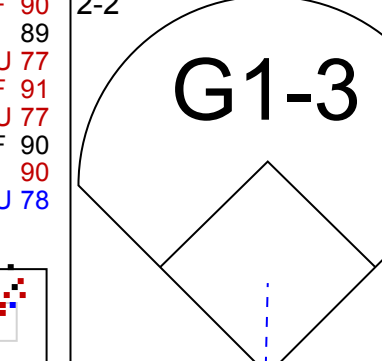
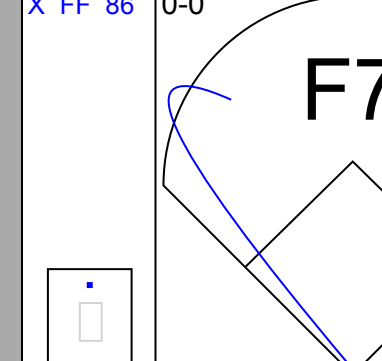
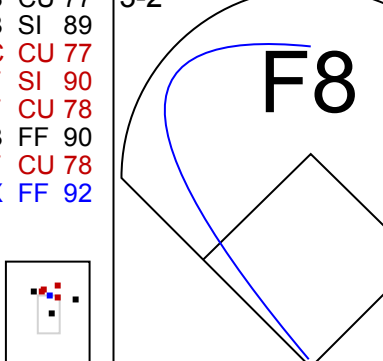
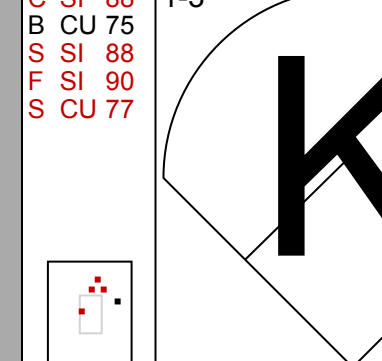


Batter	1	2	3	4	5	6	7	8	9	AB	R	H	RBI	BB	SO	LOB	TOP					
27 Jose Altuve, R OBP: 0.350, SLG: 0.450										4	0	1	0	0	2	0						
4 Jed Lowrie, S OBP: 0.342, SLG: 0.479										4	0	0	0	0	0	1						
45 Carlos Lee, R OBP: 0.336, SLG: 0.407										4	0	1	0	0	0	0						
14 J.D. Martinez, R OBP: 0.319, SLG: 0.396										4	0	1	0	0	1	1						
16 Matt Downs, R OBP: 0.220, SLG: 0.359										3	0	0	0	0	0	1						
19 Brian Bogusevic, L OBP: 0.297, SLG: 0.348										3	0	0	0	0	0	1						
12 Brian Bixler, R OBP: 0.313, SLG: 0.441										3	0	1	0	0	1	1						
15 Jason Castro, L OBP: 0.328, SLG: 0.376										3	0	0	0	0	2	1						
51 Wandy Rodriguez, S (1, 1)										2	0	0	0	0	0	0						
18 Chris Snyder, R (8, PH)										1	0	0	0	0	0	1						
28 David Carpenter, R (8, 1)										0	0	0	0	0	0	0						
53 Wesley Wright, R (8, 1)										0	0	0	0	0	0	0						
Inning Stats	R: 0 E: 0 K: 1 S: 12	H: 0 LOB: 0 BB: 0 P: 16	R: 0 E: 0 K: 0 S: 4	H: 0 LOB: 0 BB: 0 P: 8	R: 0 E: 0 K: 2 S: 10	H: 0 LOB: 0 BB: 0 P: 11	R: 0 E: 0 K: 0 S: 5	H: 0 LOB: 0 BB: 0 P: 8	R: 0 E: 0 K: 0 S: 10	H: 1 LOB: 1 BB: 0 P: 17	R: 0 E: 0 K: 1 S: 12	H: 1 LOB: 1 BB: 0 P: 18	R: 0 E: 0 K: 0 S: 8	H: 0 LOB: 0 BB: 0 P: 12	R: 0 E: 0 K: 0 S: 12	H: 1 LOB: 1 BB: 0 P: 17	R: 0 E: 0 K: 2 S: 12	H: 1 LOB: 1 BB: 0 P: 18	1B: 2 2B: 2 HR: 0	SF: 0 SAC: 0 DP: 0 HBP: 0	WP: 0 PB: 0 SB: 0 CS: 0	PA: 31
PITCHER	IP WLS BF H R ER SO BB IBB HBP BLK WP HR S P ERA WHIP																					
37 Travis Wood, L (1, 1) ERA: 3.05	7.2 W 26 3 0 0 4 0 0 0 0 0 0 0 71 104 0.00 0.391																					
54 Shawn Camp, R (8, 1) ERA: 3.0	0.1 H 1 0 0 0 0 0 0 0 0 0 0 0 2 3 0.00 0.000																					
49 Carlos Marmol, R (9, 1) ERA: 4.94	1.0 S 4 1 0 0 2 0 0 0 0 0 0 0 12 18 0.00 1.000																					

Houston Astros @ Chicago Cubs
Wrigley Field, Chicago, IL
Sun Jul 01 2012, 2:19 PM - 4:39 PM CDT
Att: 37,389 - Partly Cloudy - 79 F

AB 31
R 0
H 4
RBI 0
BB 0
SO 6
LOB 7

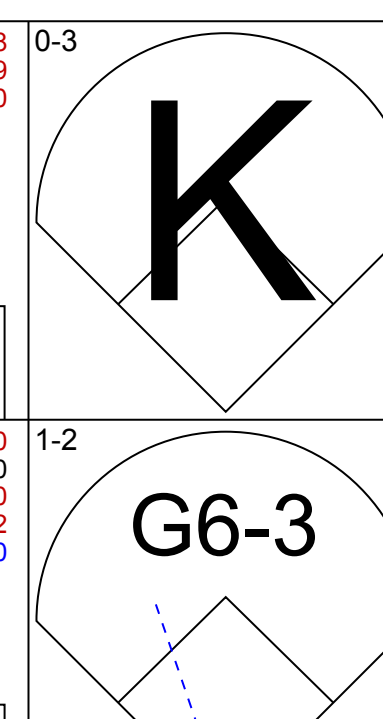
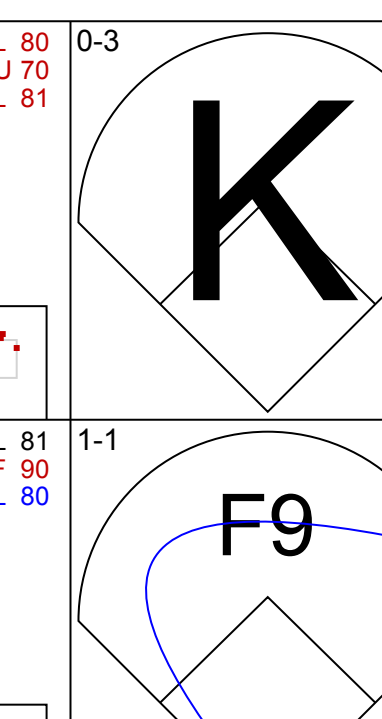
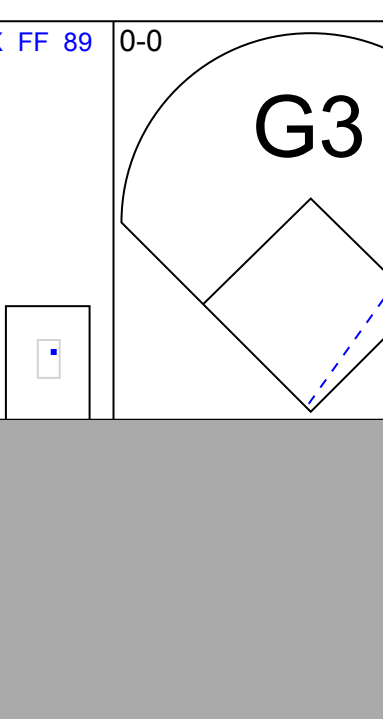
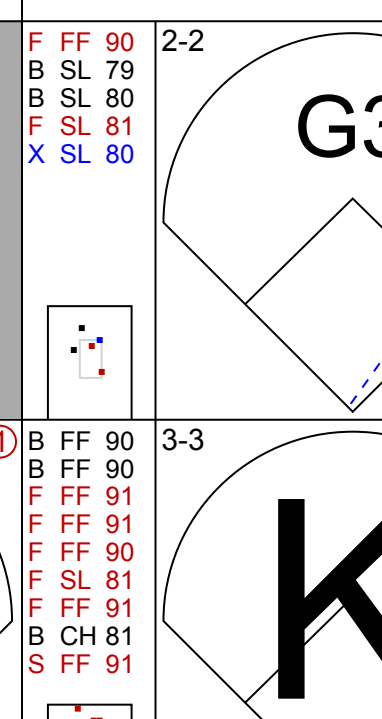
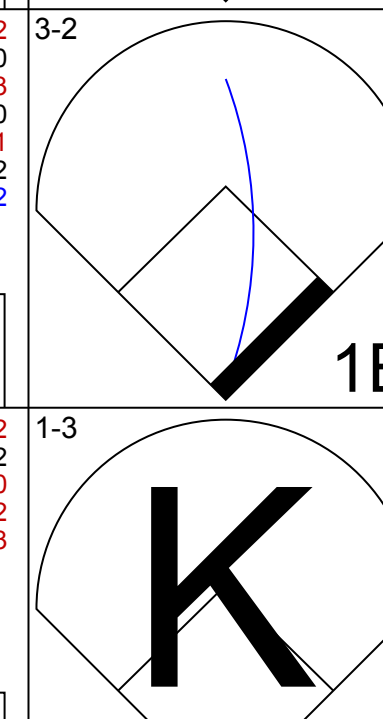

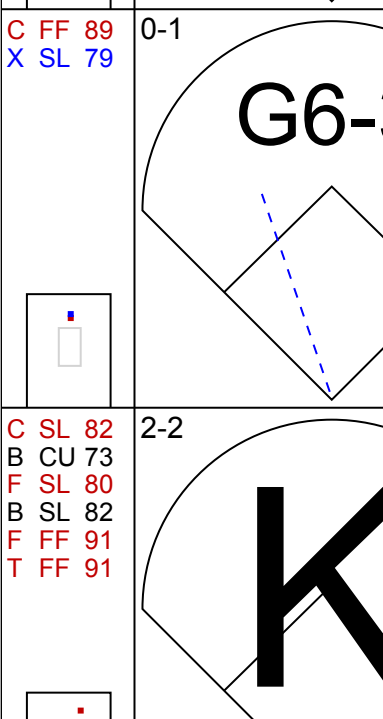


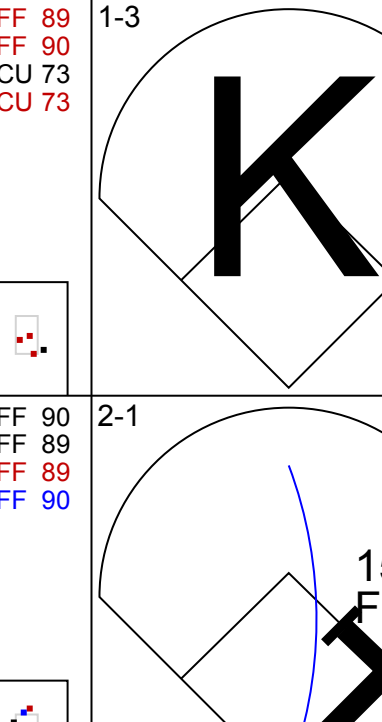

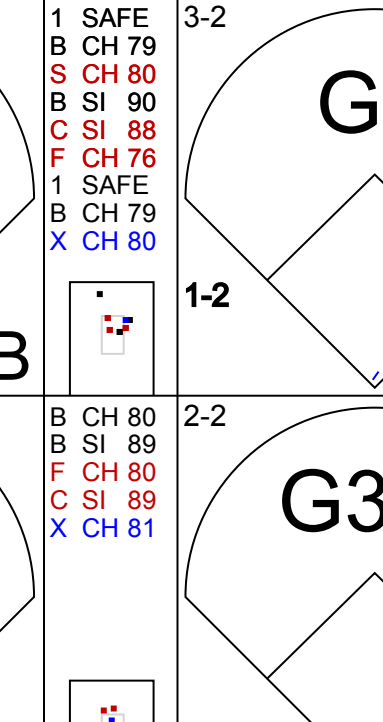

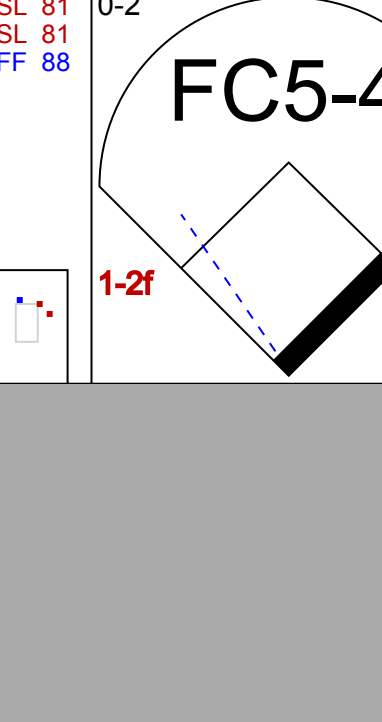

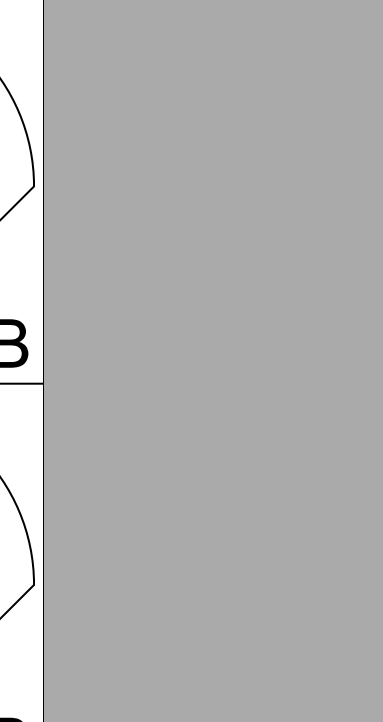
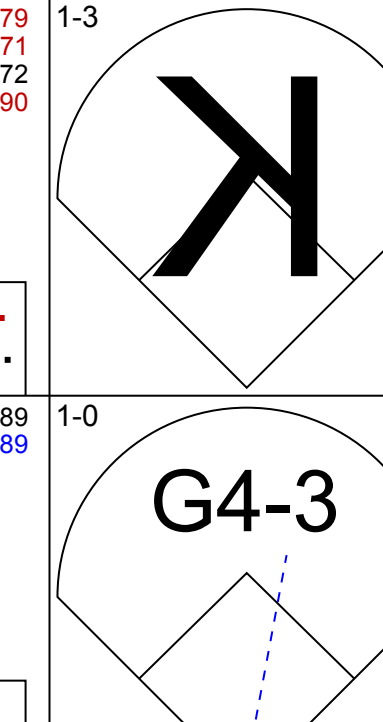
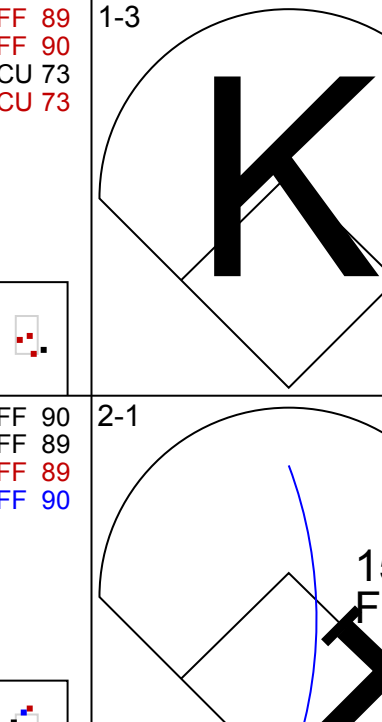
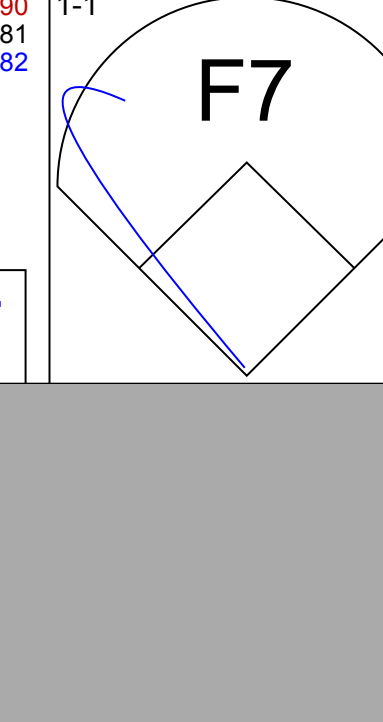
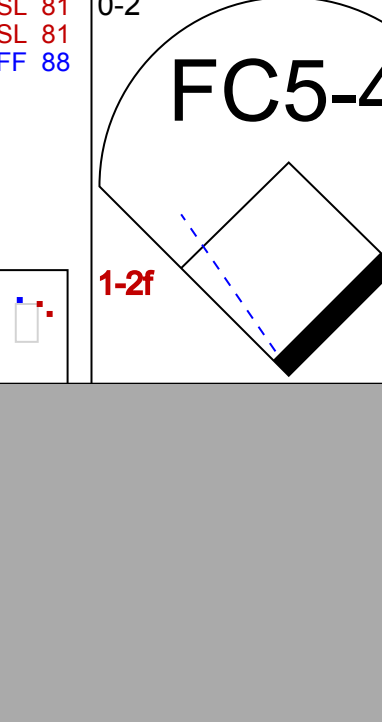
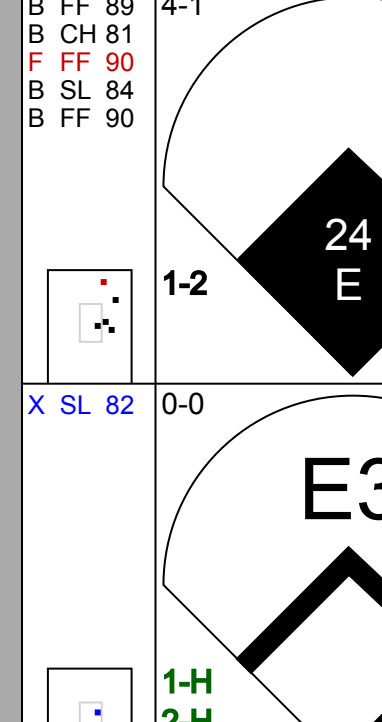
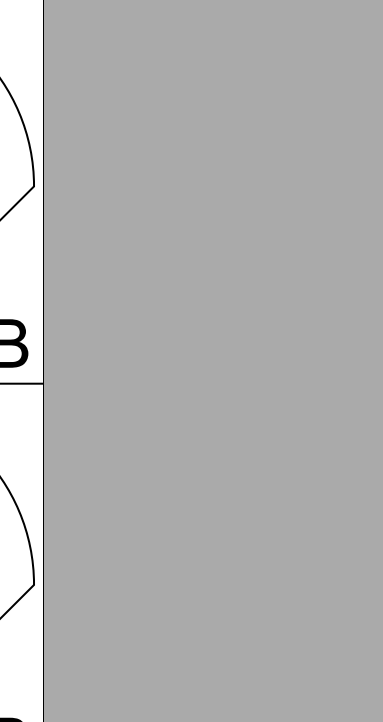

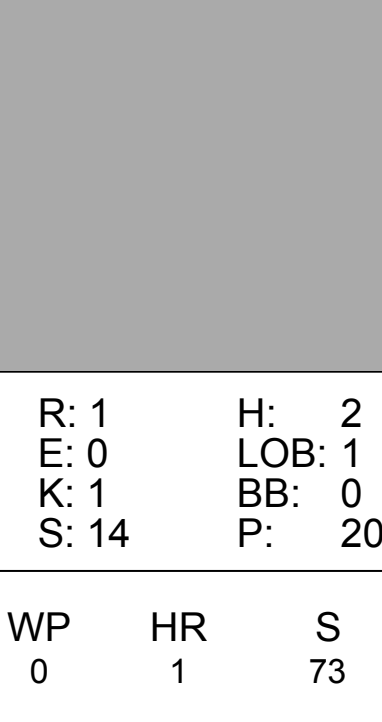
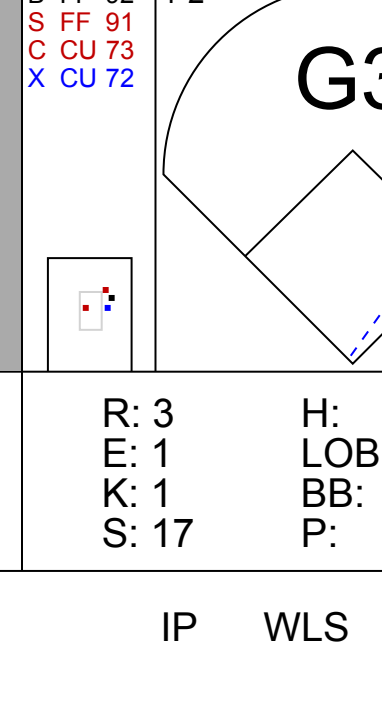
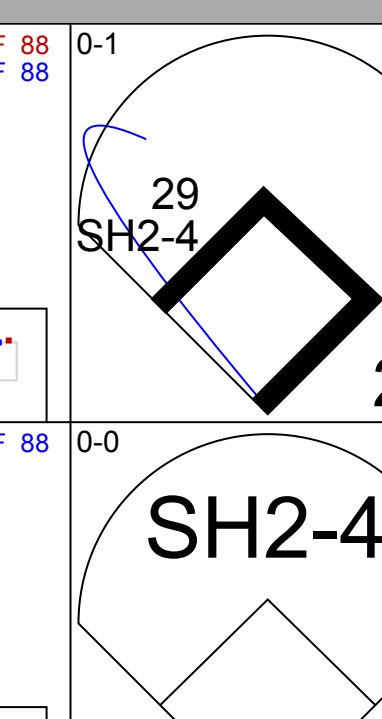
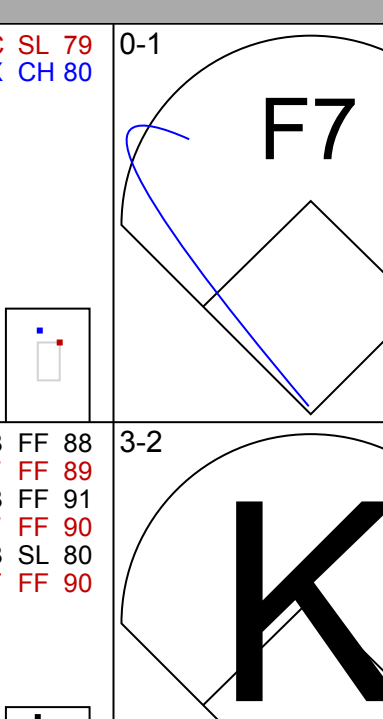
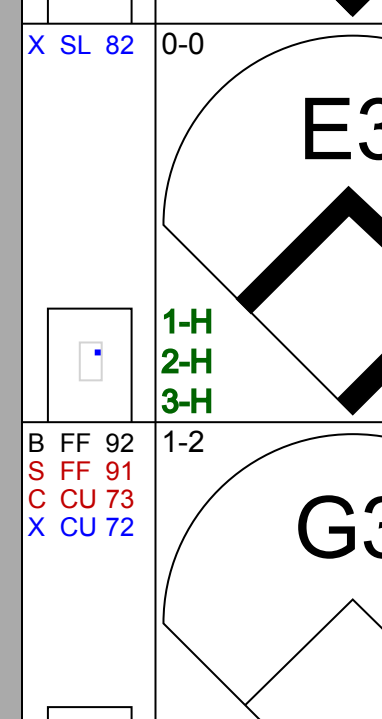
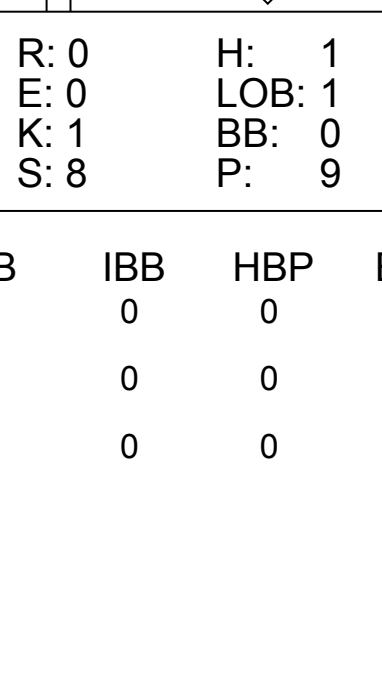
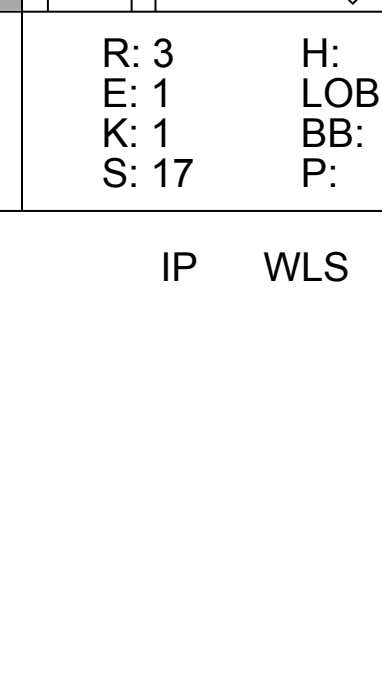
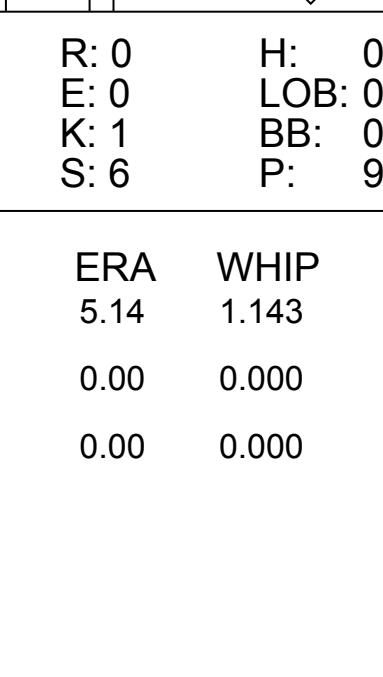
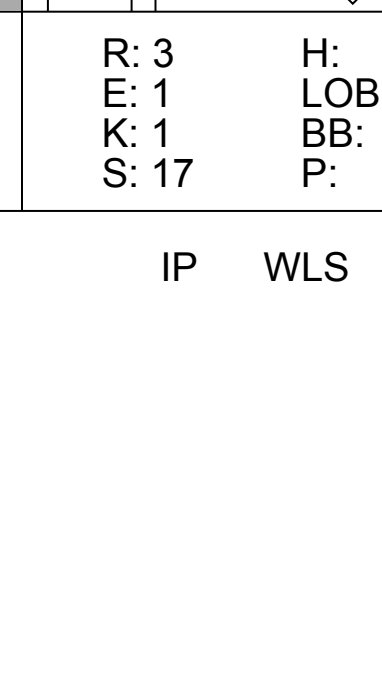


Batter	1	2	3	4	5	6	7	8	9	AB	R	H	RBI	BB	SO	LOB	BOTTOM			
5 Reed Johnson, R (1, 8) OBP: 0.340, SLG: 0.415										4	0	0	0	0	1	2				
13 Starlin Castro, R (1, 6) OBP: 0.318, SLG: 0.428										3	1	0	0	1	0	0				
44 Anthony Rizzo, L (1, 3) OBP: 0.300, SLG: 0.526										4	1	1	1	0	0	0				
3 Jeff Baker, R (1, 9) OBP: 0.290, SLG: 0.352										3	0	1	2	0	1	0				
9 David DeJesus, L (8, 8) OBP: 0.362, SLG: 0.391										0	0	0	0	0	0	0				
1 Tony Campana, L (9, 8) OBP: 0.312, SLG: 0.308										0	0	0	0	0	0	0				
18 Geovany Soto, R (1, 2) OBP: 0.257, SLG: 0.328										3	0	0	0	0	0	1				
21 Joe Mather, R (1, 7) OBP: 0.299, SLG: 0.389										3	0	0	0	0	0	1				
15 Darwin Barney, R (1, 4) OBP: 0.311, SLG: 0.375										3	0	1	0	0	0	0				
24 Luis Valbuena, L (1, 5) OBP: 0.268, SLG: 0.472										3	0	1	0	0	1	1				
37 Travis Wood, R (1, 1) OBP: 0.333, SLG: 0.533										3	1	1	0	0	1	1				
54 Shawn Camp, R (8, 1)										0	0	0	0	0	0	0				
49 Carlos Marmol, R (9, 1)										0	0	0	0	0	0	0				
Inning Stats	R: 0 E: 0 K: 0 S: 8	H: 0 LOB: 0 BB: 0 P: 9	R: 0 E: 0 K: 0 S: 9	H: 0 LOB: 0 BB: 0 P: 12	R: 0 E: 0 K: 0 S: 13	H: 1 LOB: 1 BB: 0 P: 15	R: 0 E: 0 K: 1 S: 9	H: 0 LOB: 0 BB: 0 P: 13	R: 0 E: 0 K: 0 S: 10	H: 1 LOB: 1 BB: 0 P: 13	R: 3 E: 0 K: 0 S: 11	H: 3 LOB: 1 BB: 1 P: 21	R: 0 E: 0 K: 2 S: 10	H: 0 LOB: 0 BB: 0 P: 13	R: 0 E: 0 K: 1 S: 7	H: 0 LOB: 0 BB: 0 P: 12	1B: 3 2B: 2 HR: 0	SF: 0 SAC: 0 DP: 0 HBP: 0	WP: 0 PB: 0 SB: 0 CS: 0	PA: 30
PITCHER	IP WLS BF H R ER SO BB IBB HBP BLK WP HR S P ERA WHIP																			
51 Wandy Rodriguez, L (1, 1) ERA: 3.54	7.0 L 27 5 3 3 3 0 1 0 0 0 0 0 70 96 3.86 0.714																			
28 David Carpenter, R (8, 1) ERA: 5.72	0.2 2 0 0 0 1 0 0 0 0 0 0 0 5 8 0.00 0.000																			
53 Wesley Wright, L (8, 1) ERA: 3.57	0.1 1 0 0 0 0 0 0 0 0 0 0 0 2 4 0.00 0.000																			

Houston Astros @ Chicago Cubs
Wrigley Field, Chicago, IL
Sun Jul 01 2012, 2:19 PM - 4:39 PM CDT
Att: 37,389 - Partly Cloudy - 79 F

AB 29
R 3
H 5
RBI 3
BB 1
SO 4
LOB 6

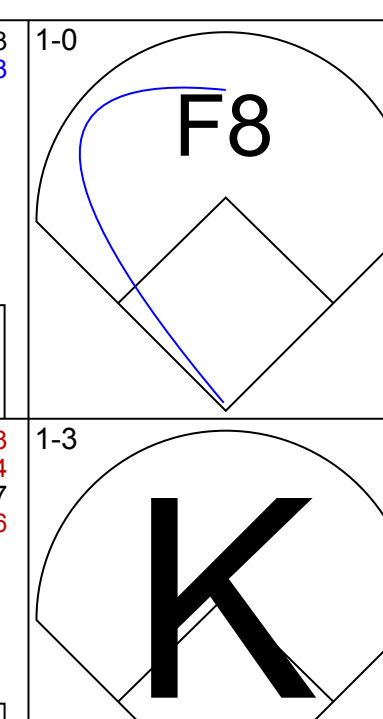
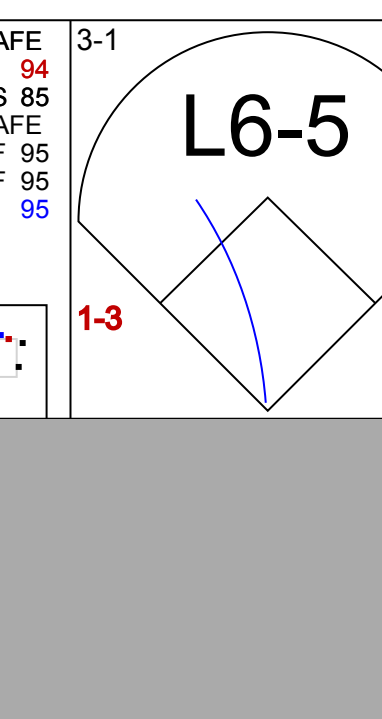
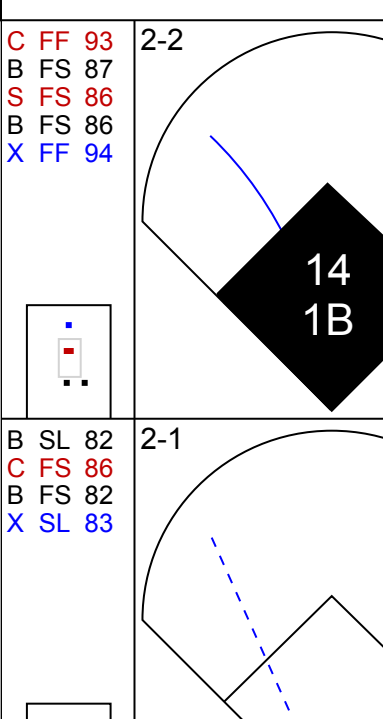
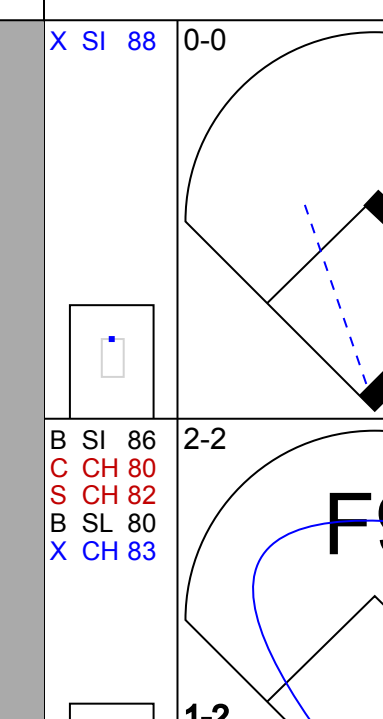
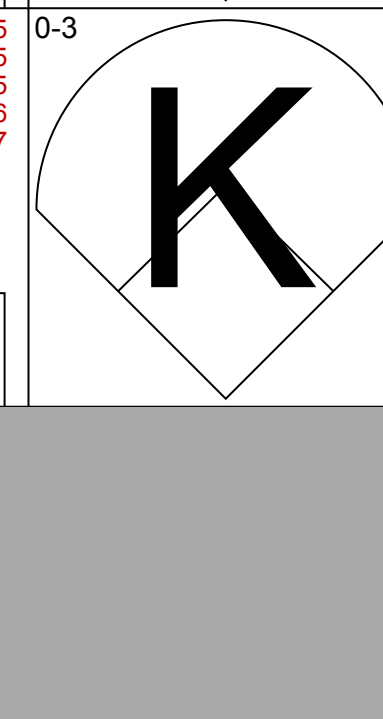
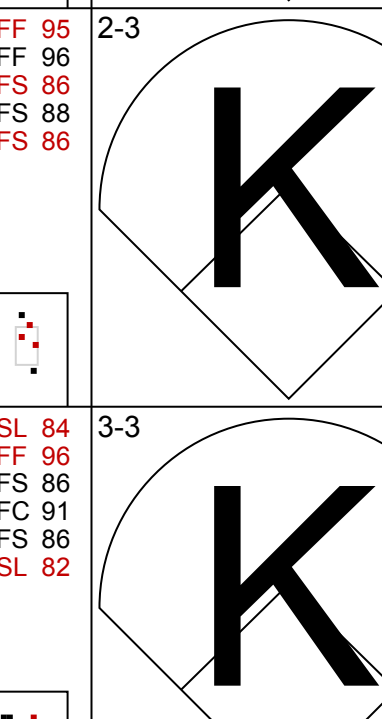
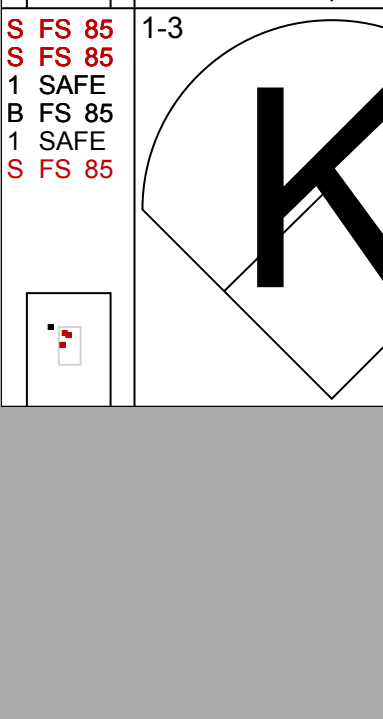




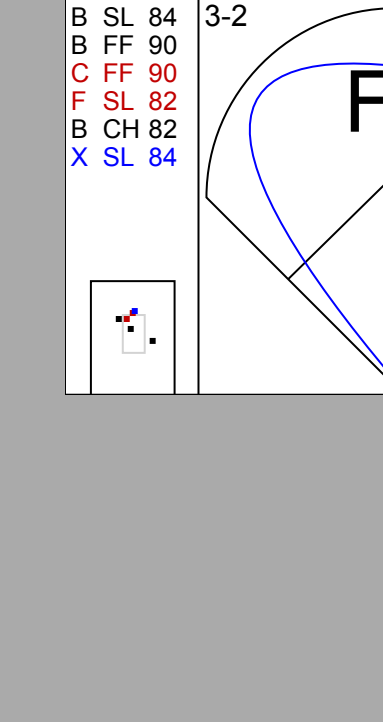
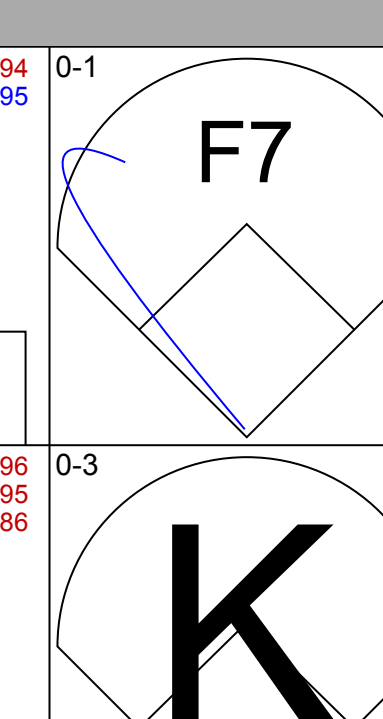
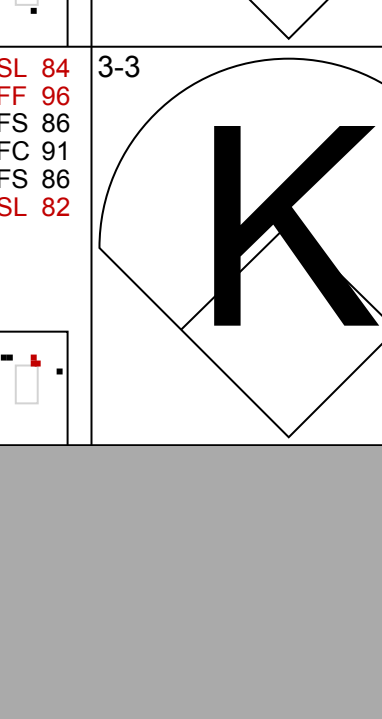
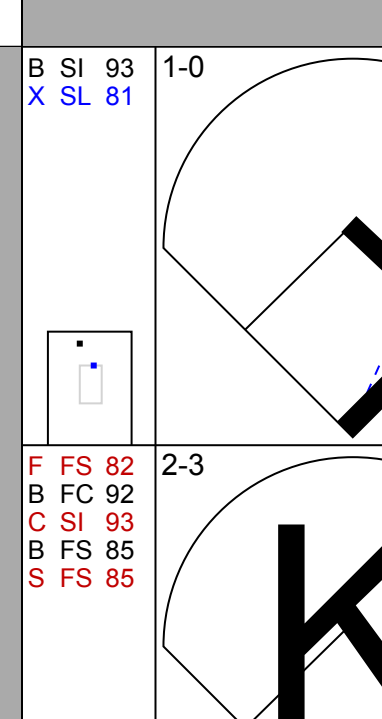
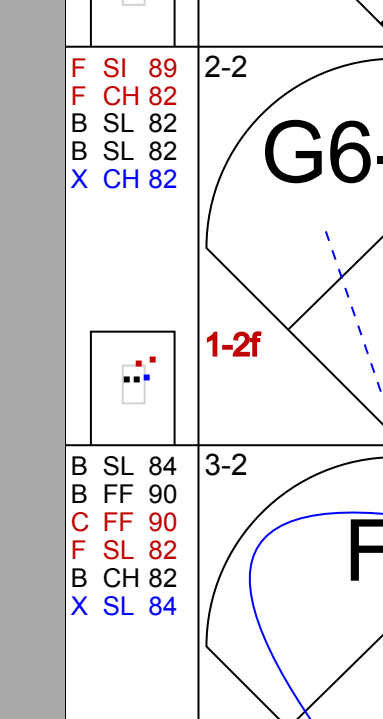
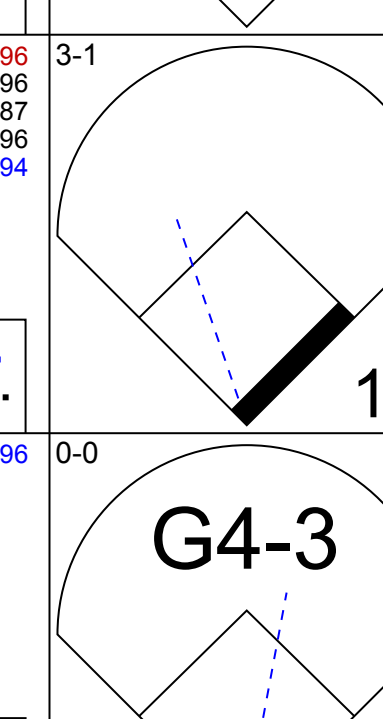
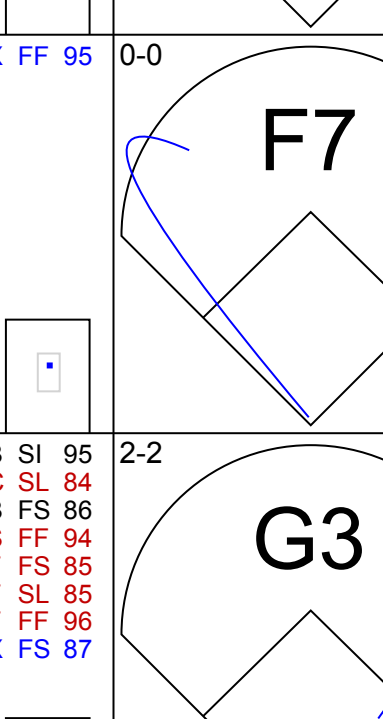
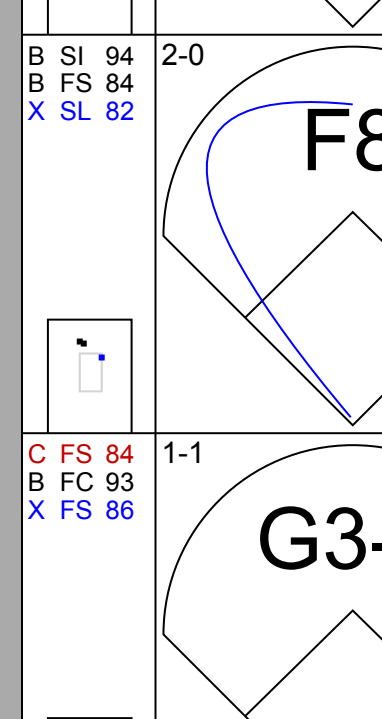




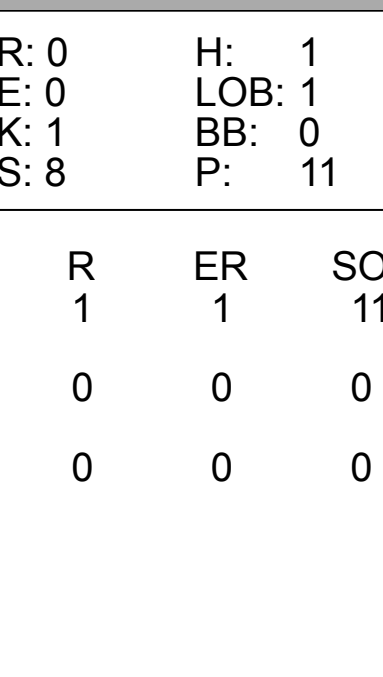
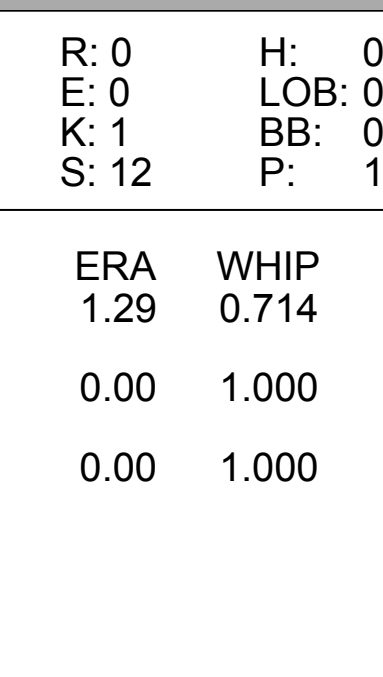
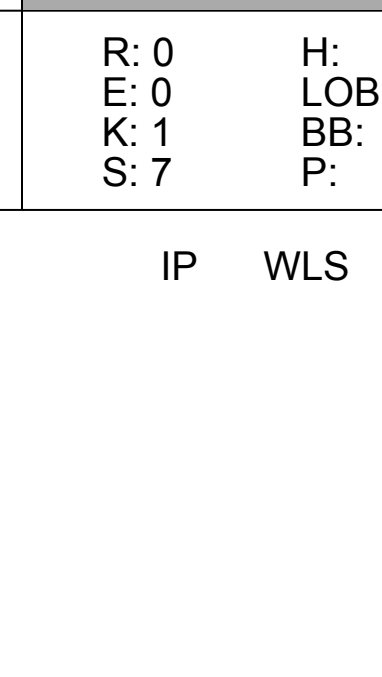
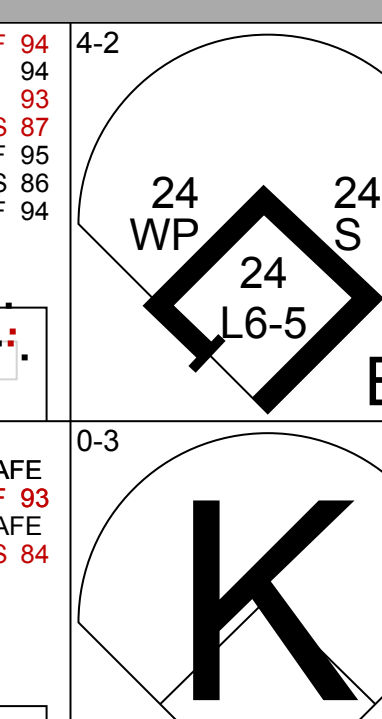
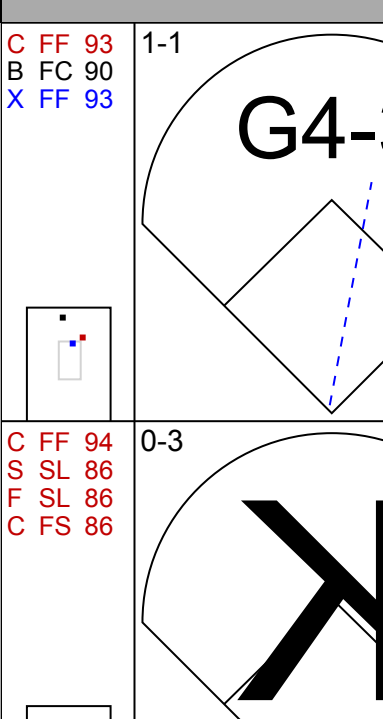
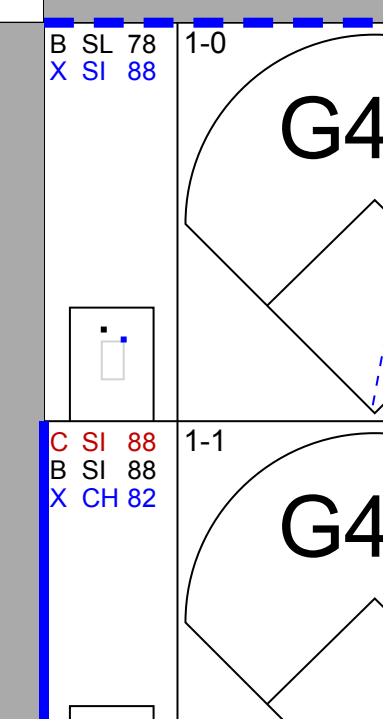
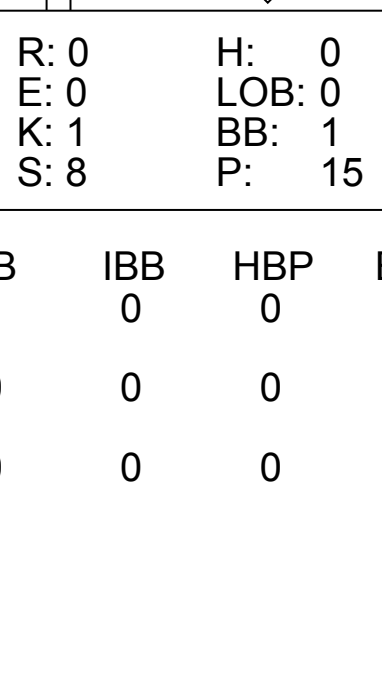
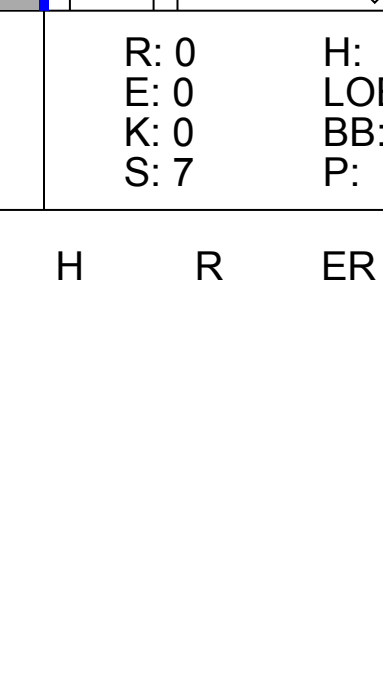


Batter	1	2	3	4	5	6	7	8	9	AB	R	H	RBI	BB	SO	LOB	TOP						
1 Tony Campana, L (1.8) OBP: 0.304, SLG: 0.300										4	0	0	0	0	2	2							
13 Starlin Castro, R (1.6) OBP: 0.315, SLG: 0.422										4	0	0	0	0	1	2							
44 Anthony Rizzo, L (1.3) OBP: 0.333, SLG: 0.652										4	1	2	1	0	0	0							
12 Alfonso Soriano, R (1.7) OBP: 0.327, SLG: 0.487										4	0	0	0	0	3	2							
6 Bryan LaHair, L (1.9) OBP: 0.362, SLG: 0.521										4	1	1	0	0	2	1							
54 Shawn Camp, R (8.1)										0	0	0	0	0	0	0							
40 James Russell, L (9.1)										0	0	0	0	0	0	0							
51 Steve Clevenger, L (1.2) OBP: 0.301, SLG: 0.400										4	1	2	0	0	0	1							
15 Darwin Barney, R (1.4) OBP: 0.310, SLG: 0.371										3	1	0	0	1	0	1							
24 Luis Valbuena, L (1.5) OBP: 0.283, SLG: 0.509										4	0	2	3	0	0	0							
29 Jeff Samardzija, R (1.1) OBP: 0.241, SLG: 0.185										2	0	0	0	0	1	1							
5 Reed Johnson, R (8.9) OBP: 0.338, SLG: 0.412										1	0	0	0	0	0	0							
Inning Stats	R: 0 H: 1 E: 0 K: 2 S: 15	H: 1 LOB: 1 BB: 0 P: 20	R: 0 H: 0 E: 0 K: 1 S: 6	H: 0 LOB: 0 BB: 0 P: 9	R: 0 H: 1 E: 0 K: 1 S: 8	H: 1 LOB: 1 BB: 0 P: 9	R: 1 H: 2 E: 0 K: 1 S: 14	H: 2 LOB: 1 BB: 0 P: 20	R: 0 H: 0 E: 0 K: 1 S: 6	H: 0 LOB: 0 BB: 0 P: 9	R: 0 H: 0 E: 0 K: 1 S: 7	H: 0 LOB: 1 BB: 0 P: 9	R: 3 H: 3 E: 1 K: 1 S: 17	H: 3 LOB: 1 BB: 1 P: 29	R: 0 H: 0 E: 0 K: 0 S: 15	H: 0 LOB: 0 BB: 0 P: 23	R: 0 H: 0 E: 0 K: 0 S: 3	H: 0 LOB: 0 BB: 0 P: 4	1B: 4 2B: 2 3B: 0 HR: 1	SF: 0 SAC: 1 DP: 0 HBP: 0	WP: 0 PB: 0 SB: 0 CS: 0	PA: 36	
PITCHER	IP WLS BF H R ER SO BB IBB HBP BLK WP HR S P ERA WHIP	IP WLS BF H R ER SO BB IBB HBP BLK WP HR S P ERA WHIP	IP WLS BF H R ER SO BB IBB HBP BLK WP HR S P ERA WHIP	IP WLS BF H R ER SO BB IBB HBP BLK WP HR S P ERA WHIP	IP WLS BF H R ER SO BB IBB HBP BLK WP HR S P ERA WHIP	IP WLS BF H R ER SO BB IBB HBP BLK WP HR S P ERA WHIP	IP WLS BF H R ER SO BB IBB HBP BLK WP HR S P ERA WHIP	IP WLS BF H R ER SO BB IBB HBP BLK WP HR S P ERA WHIP	IP WLS BF H R ER SO BB IBB HBP BLK WP HR S P ERA WHIP	IP WLS BF H R ER SO BB IBB HBP BLK WP HR S P ERA WHIP	IP WLS BF H R ER SO BB IBB HBP BLK WP HR S P ERA WHIP	IP WLS BF H R ER SO BB IBB HBP BLK WP HR S P ERA WHIP	IP WLS BF H R ER SO BB IBB HBP BLK WP HR S P ERA WHIP	IP WLS BF H R ER SO BB IBB HBP BLK WP HR S P ERA WHIP	IP WLS BF H R ER SO BB IBB HBP BLK WP HR S P ERA WHIP	IP WLS BF H R ER SO BB IBB HBP BLK WP HR S P ERA WHIP	IP WLS BF H R ER SO BB IBB HBP BLK WP HR S P ERA WHIP	IP WLS BF H R ER SO BB IBB HBP BLK WP HR S P ERA WHIP	IP WLS BF H R ER SO BB IBB HBP BLK WP HR S P ERA WHIP	IP WLS BF H R ER SO BB IBB HBP BLK WP HR S P ERA WHIP	IP WLS BF H R ER SO BB IBB HBP BLK WP HR S P ERA WHIP	IP WLS BF H R ER SO BB IBB HBP BLK WP HR S P ERA WHIP	IP WLS BF H R ER SO BB IBB HBP BLK WP HR S P ERA WHIP

Chicago Cubs @ Atlanta Braves
Turner Field, Atlanta, GA
Mon Jul 02 2012, 7:12 PM - 9:43 PM EDT
Att: 22,292 - Partly Cloudy - 91 F

AB	34
R	4
H	7
RBI	4
BB	1
SO	9
LOB	10



Batter	1	2	3	4	5	6	7	8	9	AB	R	H	RBI	BB	SO	LOB	BOTTOM					
24 Michael Bourn, L (1.8) OBP: 0.352, SLG: 0.439										4	1	2	0	0	0	1						
14 Martin Prado, R (1.7) OBP: 0.383, SLG: 0.463										4	0	1	1	0	2	1						
22 Jason Heyward, L (1.9) OBP: 0.343, SLG: 0.496										4	0	1	0	0	3	1						
10 Chipper Jones, S (1.5) OBP: 0.372, SLG: 0.456										4	0	1	0	0	1	1						
5 Freddie Freeman, L (1.3) OBP: 0.311, SLG: 0.449										4	0	0	0	0	3	1						
26 Dan Uggla, R (1.4) OBP: 0.361, SLG: 0.409										3	0	1	0	0	0	1						
16 Brian McCann, L (1.2) OBP: 0.291, SLG: 0.380										3	0	0	0	0	0	2						
19 Andrelton Simmons, R (1.6) OBP: 0.369, SLG: 0.505										2	0	0	0	1	0	0						
48 Tommy Hanson, R (1.1) OBP: 0.103, SLG: 0.037										2	0	0	0	0	2	1						
50 Cristhian Martinez, R (8.1) ERA: 4.77										0	0	0	0	0	0	0						
20 Eric Hinske, L (8. PH) OBP: 0.271, SLG: 0.289										1	0	0	0	0	0	0						
32 Chad Durbin, R (9.1) ERA: 2.39										0	0	0	0	0	0	0						
Inning Stats	R: 0 H: 0 E: 0 K: 2 S: 9	H: 1 LOB: 0 BB: 0 P: 11	R: 0 H: 1 E: 0 K: 1 S: 8	H: 0 LOB: 0 BB: 0 P: 11	R: 0 H: 0 E: 0 K: 3 S: 9	H: 0 LOB: 0 BB: 0 P: 16	R: 0 H: 0 E: 0 K: 1 S: 12	H: 0 LOB: 0 BB: 0 P: 15	R: 1 H: 2 E: 0 K: 2 S: 14	H: 2 LOB: 1 BB: 0 P: 20	R: 0 H: 1 E: 0 K: 1 S: 7	H: 1 LOB: 1 BB: 0 P: 13	R: 0 H: 1 E: 0 K: 0 S: 7	H: 1 LOB: 0 BB: 0 P: 11	R: 0 H: 1 E: 0 K: 0 S: 9	H: 1 LOB: 0 BB: 0 P: 15	1B: 4 2B: 3 3B: 0 HR: 0	SF: 0 SAC: 0 DP: 2 HBP: 0	WP: 1 PB: 0 SB: 2 CS: 0	PA: 32		
PITCHER	IP WLS BF H R ER SO BB IBB HBP BLK WP HR S P ERA WHIP	IP WLS BF H R ER SO BB IBB HBP BLK WP HR S P ERA WHIP	IP WLS BF H R ER SO BB IBB HBP BLK WP HR S P ERA WHIP	IP WLS BF H R ER SO BB IBB HBP BLK WP HR S P ERA WHIP	IP WLS BF H R ER SO BB IBB HBP BLK WP HR S P ERA WHIP	IP WLS BF H R ER SO BB IBB HBP BLK WP HR S P ERA WHIP	IP WLS BF H R ER SO BB IBB HBP BLK WP HR S P ERA WHIP	IP WLS BF H R ER SO BB IBB HBP BLK WP HR S P ERA WHIP	IP WLS BF H R ER SO BB IBB HBP BLK WP HR S P ERA WHIP	IP WLS BF H R ER SO BB IBB HBP BLK WP HR S P ERA WHIP	IP WLS BF H R ER SO BB IBB HBP BLK WP HR S P ERA WHIP	IP WLS BF H R ER SO BB IBB HBP BLK WP HR S P ERA WHIP	IP WLS BF H R ER SO BB IBB HBP BLK WP HR S P ERA WHIP	IP WLS BF H R ER SO BB IBB HBP BLK WP HR S P ERA WHIP	IP WLS BF H R ER SO BB IBB HBP BLK WP HR S P ERA WHIP	IP WLS BF H R ER SO BB IBB HBP BLK WP HR S P ERA WHIP	IP WLS BF H R ER SO BB IBB HBP BLK WP HR S P ERA WHIP	IP WLS BF H R ER SO BB IBB HBP BLK WP HR S P ERA WHIP	IP WLS BF H R ER SO BB IBB HBP BLK WP HR S P ERA WHIP	IP WLS BF H R ER SO BB IBB HBP BLK WP HR S P ERA WHIP	IP WLS BF H R ER SO BB IBB HBP BLK WP HR S P ERA WHIP	IP WLS BF H R ER SO BB IBB HBP BLK WP HR S P ERA WHIP

Chicago Cubs @ Atlanta Braves
Turner Field, Atlanta, GA
Mon Jul 02 2012, 7:12 PM - 9:43 PM EDT
Att: 22,292 - Partly Cloudy - 91 F

AB	31
R	1
H	6
RBI	1
BB	1
SO	11
LOB	9



Batter	1	2	3	4	5	6	7	8	9	AB	R	H	RBI	BB	SO	LOB	TOP					
9 David DeJesus, L (1,8) OBP: 0.362, SLG: 0.391										4	0	1	0	0	1	0	Chicago Cubs @ Atlanta Braves Turner Field, Atlanta, GA Wed Jul 04 2012, 7:12 PM - 9:58 PM EDT Att: 40,604 - Partly Cloudy - 82 F					
13 Starlin Castro, R (1,6) OBP: 0.315, SLG: 0.418										3	1	1	0	1	1	0						
44 Anthony Rizzo, L (1,3) OBP: 0.344, SLG: 0.710										4	1	2	1	0	0	2						
12 Alfonso Soriano, R (1,7) OBP: 0.325, SLG: 0.484										4	0	1	0	0	0	0						
6 Bryan LaHair, L (1,9) OBP: 0.371, SLG: 0.536										3	1	2	1	1	1	0						
1 Tony Campana, L (8,8) OBP: 0.308, SLG: 0.305										0	0	0	0	0	0	0						
18 Geovany Soto, R (1,2) OBP: 0.250, SLG: 0.318										4	0	0	0	0	2	3						
15 Darwin Barney, R (1,4) OBP: 0.309, SLG: 0.371										4	1	1	0	0	1	0						
24 Luis Valbuena, L (1,5) OBP: 0.250, SLG: 0.446										4	0	0	0	0	0	1						
28 Paul Maholm, L (1,1) OBP: 0.094, SLG: 0.161										2	0	0	0	0	2	0						
3 Jeff Baker, R (7,PH) OBP: 0.294, SLG: 0.387										1	1	1	1	0	0	0						
40 James Russell, L (7,1)										0	0	0	0	0	0	0						
5 Reed Johnson, R (9,PH)										1	0	0	0	0	1	0						
49 Carlos Marmol, R (9,1)										0	0	0	0	0	0	0						
Inning Stats	R: 1 E: 0 K: 2 S: 14	H: 3 LOB: 2 BB: 1 P: 25	R: 0 E: 0 K: 1 S: 8	H: 0 LOB: 0 BB: 0 P: 11	R: 0 E: 0 K: 0 S: 6	H: 0 LOB: 0 BB: 0 P: 9	R: 1 E: 0 K: 1 S: 10	H: 1 LOB: 0 BB: 0 P: 16	R: 0 E: 0 K: 0 S: 12	H: 0 LOB: 2 BB: 0 P: 17	R: 0 E: 0 K: 0 S: 7	H: 0 LOB: 0 BB: 1 P: 11	R: 2 E: 0 K: 1 S: 7	H: 2 LOB: 0 BB: 0 P: 10	R: 1 E: 0 K: 2 S: 12	H: 1 LOB: 0 BB: 0 P: 17	R: 0 E: 0 K: 1 S: 8	H: 0 LOB: 0 BB: 0 P: 10	1B: 4 2B: 2 3B: 0 HR: 3	SF: 0 SAC: 0 DP: 1 HBP: 0	WP: 1 PB: 0 SB: 0 CS: 2	PA: 36
PITCHER	IP WLS BF H R ER SO BB IBB HBP BLK WP HR S P ERA WHIP																					
40 Randall Delgado, R (1,1) ERA: 4.52	6.0 L 25 7 3 3 5 2 0 0 0 0 0 1 58 91 4.50 1.500																					
39 Jonny Venters, L (7,1) ERA: 4.45	0.2 3 1 1 1 0 0 0 0 0 0 1 1 3 5 13.50 1.500																					
32 Chad Durbin, R (7,1) ERA: 3.9	0.1 1 0 0 0 1 0 0 0 0 0 0 0 3 3 0.00 0.000																					
38 Anthony Varvaro, R (8,1) ERA: 4.38	2.0 7 1 1 1 3 0 0 0 0 0 0 1 20 27 4.50 0.500																					

Batter	1	2	3	4	5	6	7	8	9	AB	R	H	RBI	BB	SO	LOB	BOTTOM			
24 Michael Bourn, L (1,8) OBP: 0.359, SLG: 0.456										4	1	3	0	0	0	0	Chicago Cubs @ Atlanta Braves Turner Field, Atlanta, GA Wed Jul 04 2012, 7:12 PM - 9:58 PM EDT Att: 40,604 - Partly Cloudy - 82 F			
14 Martin Prado, R (1,7) OBP: 0.384, SLG: 0.463										4	0	2	1	0	0	1				
22 Jason Heyward, L (1,9) OBP: 0.340, SLG: 0.496										3	0	0	0	1	0	3				
10 Chipper Jones, S (1,5) OBP: 0.392, SLG: 0.485										4	0	2	0	0	1	2				
5 Freddie Freeman, L (1,3) OBP: 0.312, SLG: 0.439										3	0	0	0	0	1	4				
26 Dan Uggla, R (1,4) OBP: 0.355, SLG: 0.400										3	0	0	0	1	2	2				
8 David Ross, R (1,2) OBP: 0.345, SLG: 0.434										4	0	1	0	0	2	1				
19 Andrelton Simmons, R (1,6) OBP: 0.351, SLG: 0.476										4	0	0	0	0	0	0				
40 Randall Delgado, R (1,1) OBP: 0.250, SLG: 0.250										2	0	0	0	0	2	0				
39 Jonny Venters, L (7,1) ERA: 2.27										0	0	0	0	0	0	0				
32 Chad Durbin, R (7,1) OBP: 0.283, SLG: 0.340										0	0	0	0	0	0	0				
23 Matt Diaz, R (7,PH)										1	0	0	0	0	1	0				
38 Anthony Varvaro, R (8,1) ERA: 4.74										0	0	0	0	0	0	0				
Inning Stats	R: 0 E: 0 K: 0 S: 14	H: 3 LOB: 0 BB: 0 P: 21	R: 0 E: 0 K: 2 S: 10	H: 0 LOB: 0 BB: 0 P: 13	R: 1 E: 0 K: 2 S: 13	H: 2 LOB: 1 BB: 0 P: 19	R: 0 E: 0 K: 0 S: 8	H: 0 LOB: 0 BB: 1 P: 14	R: 0 E: 0 K: 0 S: 11	H: 2 LOB: 2 BB: 0 P: 17	R: 0 E: 0 K: 1 S: 7	H: 0 LOB: 0 BB: 0 P: 8	R: 0 E: 0 K: 1 S: 14	H: 0 LOB: 1 BB: 1 P: 21	R: 0 E: 0 K: 2 S: 8	H: 0 LOB: 0 BB: 0 P: 13	1B: 6 2B: 1 3B: 1 HR: 0	SF: 0 SAC: 0 DP: 2 HBP: 1	WP: 0 PB: 0 SB: 1 CS: 0	PA: 35
PITCHER	IP WLS BF H R ER SO BB IBB HBP BLK WP HR S P ERA WHIP																			
28 Paul Maholm, L (1,1) ERA: 4.62	6.0 W 25 8 1 1 1 0 1 0 0 0 0 0 64 97 1.50 1.500																			
40 James Russell, L (7,1)	2.0 H 7 0 0 0 2 1 0 0 0 0 0 0 21 29 0.00 0.500																			
49 Carlos Marmol, R (9,1) ERA: 4.74	1.0 3 0 0 0 2 0 0 0 0 0 0 0 8 13 0.00 0.000																			



Batter	1	2	3	4	5	6	7	8	9	AB	R	H	RBI	BB	SO	LOB	TOP							
5 Reed Johnson, R OBP: 0.353, SLG: 0.451	1-0 HR		1-1 2B		1-0 15 1B 44 HR 1B	2-1 L8		2-1 44 1B 12 BB 1B	0-3 K	6	3	4	1	0	1	1								
15 Darwin Barney, R OBP: 0.308, SLG: 0.367	3-2 F9		2-3 K		0-2 44 HR 1B	0-1 G5-3		4-0 12 1B 44 1B BB		4	1	1	0	1	1	1								
44 Anthony Rizzo, L OBP: 0.390, SLG: 0.750	2-2 12 1B 1B		1-3 K		0-0 12 BB 1B	1-1 12 BB 1B		0-0 12 1B 1B		5	1	4	3	0	1	1								
12 Alfonso Soriano, R OBP: 0.328, SLG: 0.479	0-0 1B		0-3 K		0-3 K	4-1 K		0-1 1B		4	0	2	1	1	2	1								
1 Tony Campana, L OBP: 0.306, SLG: 0.395	1-2 1B				0-3 K	1-2 BB		1-2 1B		0	0	0	0	0	0	0								
3 Jeff Baker, R OBP: 0.306, SLG: 0.434	0-3 K				0-0 18 1B 21 SF8 2B	1-2 HR		2-2 K		4	2	2	1	0	1	4								
40 James Russell, L					0-1 21 SF8 1B	0-0 24 1B 1B		0-1 F7		4	0	1	1	0	0	0								
49 Carlos Marmol, R					2-3 1B	1-2 1B		0-0 P6		4	0	1	1	0	0	0								
18 Geovany Soto, R OBP: 0.237, SLG: 0.343	2-2 F9				0-0 P3	2-2 1B		2-2 L6		5	0	1	1	0	0	1								
21 Joe Mather, R OBP: 0.294, SLG: 0.382	2-1 F8				1-2 F9	2-2 G1-3		1-1 G6-3		3	0	0	0	0	1	2								
24 Luis Valbuena, L OBP: 0.237, SLG: 0.411	3-2 G4-3				0-0 F9	1-2 G1-3		1-2 1B		0	0	0	0	0	0	0								
37 Travis Wood, R OBP: 0.278, SLG: 0.444	1-3 K				1-2 F9	2-2 G1-3		1-1 G6-3		2	0	1	0	0	0	0								
54 Shawn Camp, R										1	0	0	0	0	0	0								
13 Starlin Castro, R OBP: 0.313, SLG: 0.414										2	0	1	0	0	0	0								
6 Bryan LaHair, L OBP: 0.367, SLG: 0.527										1	0	0	0	1	3									
Inning Stats	R: 1 E: 0 K: 1 S: 15	H: 3 LOB: 2 BB: 0 P: 23	R: 0 E: 0 K: 1 S: 9	H: 0 LOB: 0 BB: 0 P: 15	R: 0 E: 0 K: 3 S: 12	H: 1 LOB: 1 BB: 0 P: 16	R: 1 E: 0 K: 0 S: 9	H: 2 LOB: 1 BB: 0 P: 10	R: 5 E: 0 K: 1 S: 22	H: 7 LOB: 1 BB: 0 P: 30	R: 0 E: 0 K: 0 S: 9	H: 1 LOB: 2 BB: 1 P: 16	R: 0 E: 0 K: 0 S: 5	H: 0 LOB: 0 BB: 0 P: 8	R: 1 E: 0 K: 1 S: 12	H: 3 LOB: 3 BB: 1 P: 21	R: 0 E: 0 K: 1 S: 9	H: 1 LOB: 1 BB: 0 P: 11	1B: 13 2B: 2 3B: 0 HR: 3	SF: 1 SAC: 0 DP: 0 HBP: 0	WP: 0 PB: 0 SB: 0 CS: 0	PA: 46		
PITCHER	IP WLS BF H R ER SO BB IBB HBP BLK WP HR S P ERA WHIP	IP WLS BF H R ER SO BB IBB HBP BLK WP HR S P ERA WHIP	IP WLS BF H R ER SO BB IBB HBP BLK WP HR S P ERA WHIP	IP WLS BF H R ER SO BB IBB HBP BLK WP HR S P ERA WHIP	IP WLS BF H R ER SO BB IBB HBP BLK WP HR S P ERA WHIP	IP WLS BF H R ER SO BB IBB HBP BLK WP HR S P ERA WHIP	IP WLS BF H R ER SO BB IBB HBP BLK WP HR S P ERA WHIP	IP WLS BF H R ER SO BB IBB HBP BLK WP HR S P ERA WHIP	IP WLS BF H R ER SO BB IBB HBP BLK WP HR S P ERA WHIP	IP WLS BF H R ER SO BB IBB HBP BLK WP HR S P ERA WHIP	IP WLS BF H R ER SO BB IBB HBP BLK WP HR S P ERA WHIP	IP WLS BF H R ER SO BB IBB HBP BLK WP HR S P ERA WHIP	IP WLS BF H R ER SO BB IBB HBP BLK WP HR S P ERA WHIP	IP WLS BF H R ER SO BB IBB HBP BLK WP HR S P ERA WHIP	IP WLS BF H R ER SO BB IBB HBP BLK WP HR S P ERA WHIP	IP WLS BF H R ER SO BB IBB HBP BLK WP HR S P ERA WHIP	IP WLS BF H R ER SO BB IBB HBP BLK WP HR S P ERA WHIP	IP WLS BF H R ER SO BB IBB HBP BLK WP HR S P ERA WHIP	IP WLS BF H R ER SO BB IBB HBP BLK WP HR S P ERA WHIP	IP WLS BF H R ER SO BB IBB HBP BLK WP HR S P ERA WHIP	IP WLS BF H R ER SO BB IBB HBP BLK WP HR S P ERA WHIP	IP WLS BF H R ER SO BB IBB HBP BLK WP HR S P ERA WHIP	IP WLS BF H R ER SO BB IBB HBP BLK WP HR S P ERA WHIP	IP WLS BF H R ER SO BB IBB HBP BLK WP HR S P ERA WHIP

Chicago Cubs @ New York Mets
Citi Field, Flushing, NY
Fri Jul 06 2012, 7:12 PM - 10:28 PM EDT
Att: 27,956 - Clear - 82 F

AB	43
R	8
H	18
RBI	8
BB	2
SO	8
LOB	19



Batter	1	2	3	4	5	6	7	8	9	AB	R	H	RBI	BB	SO	LOB	BOTTOM							
11 Rubén Tejada, R OBP: 0.382, SLG: 0.406	2-1 F7		4-2 13 2B BB		2-3 K		1-0 G5-4-3		4-2 5 BB 28 BB 29 1B BB	3	2	0	0	2	1	1								
13 Ronny Cedeno, R OBP: 0.351, SLG: 0.341	1-2 G5-3		0-1 SAFE 1B		1-1 F9		0-1 G6-3		4-0 5 BB 29 1B BB	4	0	1	1	0	0	0								
47 Miguel Batista, R										0	0	0	0	0	0	0								
28 Daniel Murphy, L OBP: 0.331, SLG: 0.408			1-1 2B		1-2 F8				1-2 29 1B BB	0	1	0	0	1	0	0								
5 David Wright, R OBP: 0.443, SLG: 0.569	0-0 G5-3		1-1 G6-3		1-2 F8				4-1 29 1B BB	4	1	1	0	1	0	1								
12 Scott Hairston, R OBP: 0.293, SLG: 0.522		0-1 G6-3			0-1 L5		0-1 E6 21 FC3-6		2-2 F8	4	0	0	0	0	0	2								
29 Ike Davis, L OBP: 0.275, SLG: 0.385									1-1 21 L-3 1B	1	0	1	2	0	0	0								
21 Lucas Duda, L OBP: 0.344, SLG: 0.411		3-2 HR			0-0 F8		2-2 FC3-6 2B 4 SF8		0-1 L1-3	5	2	1	1	0	1	4								
Justin Turner, R OBP: 0.324, SLG: 0.358		1-2 1B			0-2 4 CS 1B		1-0 2B		0-1 4 FC5-4 1B	4	0	4	1	0	0	0								
4 Mike Niekas, R OBP: 0.250, SLG: 0.237		2-1 F8			4-1 9 BB BB		1-1 SF8		0-1 FC5-4	2	0	0	1	1	0	2								
9 Kirk Nieuwenhuis, L OBP: 0.329, SLG: 0.402		2-2 F8			4-2 BB		2-1 G4-3		0-3 K	3	0	0	0	1	1	2								
57 Johan Santana, L OBP: 0.097, SLG: 0.097					1-3 K				0-0 HR	2	0	0	0	0	2	2								
52 Ramon E Ramirez, R					0-3 K					0	0	0	0	0	0	0								
1 Jordany Valdespin, L OBP: 0.279, SLG: 0.484					0-3 K					1	1	1	1	1	0	0								
Inning Stats	R: 0 E: 0 K: 0 S: 6	H: 0 LOB: 0 BB: 0 P: 9	R: 1 E: 0 K: 0 S: 14	H: 2 LOB: 1 BB: 0 P: 22	R: 1 E: 0 K: 1 S: 11	H: 1 LOB: 1 BB: 1 P: 17	R: 0 E: 0 K: 1 S: 11	H: 1 LOB: 2 BB: 2 P: 19	R: 0 E: 0 K: 1 S: 8	H: 0 LOB: 0 BB: 0 P: 12	R: 1 E: 1 K: 0 S: 10	H: 1 LOB: 1 BB: 0 P: 16	R: 0 E: 0 K: 0 S: 4	H: 0 LOB: 0 BB: 1 P: 9	R: 1 E: 0 K: 1 S: 17	H: 2 LOB: 1 BB: 0 P: 23	R: 3 E: 0 K: 1 S: 15	H: 2 LOB: 1 BB: 3 P: 28	1B: 4 2B: 4 3B: 0 HR: 2	SF: 1 SAC: 0 DP: 2 HBP: 0	WP: 0 PB: 0 SB: 0 CS: 1	PA: 41		
PITCHER	IP WLS BF H R ER SO BB IBB HBP BLK WP HR S P ERA WHIP	IP WLS BF H R ER SO BB IBB HBP BLK WP HR S P ERA WHIP	IP WLS BF H R ER SO BB IBB HBP BLK WP HR S P ERA WHIP	IP WLS BF H R ER SO BB IBB HBP BLK WP HR S P ERA WHIP	IP WLS BF H R ER SO BB IBB HBP BLK WP HR S P ERA WHIP	IP WLS BF H R ER SO BB IBB HBP BLK WP HR S P ERA WHIP	IP WLS BF H R ER SO BB IBB HBP BLK WP HR S P ERA WHIP	IP WLS BF H R ER SO BB IBB HBP BLK WP HR S P ERA WHIP	IP WLS BF H R ER SO BB IBB HBP BLK WP HR S P ERA WHIP	IP WLS BF H R ER SO BB IBB HBP BLK WP HR S P ERA WHIP	IP WLS BF H R ER SO BB IBB HBP BLK WP HR S P ERA WHIP	IP WLS BF H R ER SO BB IBB HBP BLK WP HR S P ERA WHIP	IP WLS BF H R ER SO BB IBB HBP BLK WP HR S P ERA WHIP	IP WLS BF H R ER SO BB IBB HBP BLK WP HR S P ERA WHIP	IP WLS BF H R ER SO BB IBB HBP BLK WP HR S P ERA WHIP	IP WLS BF H R ER SO BB IBB HBP BLK WP HR S P ERA WHIP	IP WLS BF H R ER SO BB IBB HBP BLK WP HR S P ERA WHIP	IP WLS BF H R ER SO BB IBB HBP BLK WP HR S P ERA WHIP	IP WLS BF H R ER SO BB IBB HBP BLK WP HR S P ERA WHIP	IP WLS BF H R ER SO BB IBB HBP BLK WP HR S P ERA WHIP	IP WLS BF H R ER SO BB IBB HBP BLK WP HR S P ERA WHIP	IP WLS BF H R ER SO BB IBB HBP BLK WP HR S P ERA WHIP	IP WLS BF H R ER SO BB IBB HBP BLK WP HR S P ERA WHIP	IP WLS BF H R ER SO BB IBB HBP BLK WP HR S P ERA WHIP

Chicago Cubs @ New York Mets
Citi Field, Flushing, NY
Fri Jul 06 2012, 7:12 PM - 10:28 PM EDT
Att: 27,956 - Clear - 82 F

AB	33
R	7
H	9
RBI	7
BB	7
SO	5
LOB	14



Batter	1	2	3	4	5	6	7	8	9	AB	R	H	RBI	BB	SO	LOB	TOP												
18 Willie Bloomquist, R OBP: 0.323, SLG: 0.395										4	1	1	0	0	0	3													
2 Aaron Hill, R OBP: 0.354, SLG: 0.502										4	0	1	0	0	0	1													
10 Justin Upton, R OBP: 0.349, SLG: 0.396										4	0	0	0	0	1	1													
13 Jason Kubel, L OBP: 0.367, SLG: 0.531										3	0	1	0	0	2	0													
8 Gerardo Parra, L OBP: 0.347, SLG: 0.433										1	0	1	0	0	0	0													
44 Paul Goldschmidt, R OBP: 0.367, SLG: 0.547										4	0	1	0	0	0	2													
26 Miguel Montero, L OBP: 0.373, SLG: 0.412										4	0	0	0	0	1	2													
24 Chris Young, R OBP: 0.293, SLG: 0.394										3	0	0	0	0	1	0													
6 Stephen Drew, L OBP: 0.265, SLG: 0.290										3	0	2	0	0	0	0													
46 Patrick Corbin, L OBP: 0.321, SLG: 0.167										0	0	0	0	0	0	0													
31 Ian Kennedy, R OBP: 0.281, SLG: 0.042										1	0	0	0	1	1	1													
49 Mike Zagurski, L OBP: 0.333, SLG: 0.333										0	0	0	0	0	0	0													
29 Brad Ziegler, R OBP: 0.208, SLG: 0.143										0	0	0	0	0	0	0													
27 Geoff Blum, S OBP: 0.208, SLG: 0.143										1	0	0	0	0	0	0													
Inning Stats	R: 1 E: 0 K: 1 S: 9	H: 2 LOB: 0 BB: 0 P: 15	R: 0 E: 0 K: 0 S: 5	H: 1 LOB: 0 BB: 0 P: 8	R: 0 E: 0 K: 1 S: 13	H: 1 LOB: 1 BB: 0 P: 21	R: 0 E: 0 K: 1 S: 9	H: 0 LOB: 0 BB: 0 P: 11	R: 0 E: 0 K: 2 S: 15	H: 1 LOB: 2 BB: 1 P: 26	R: 0 E: 0 K: 0 S: 9	H: 1 LOB: 1 BB: 0 P: 12	R: 0 E: 0 K: 0 S: 5	H: 0 LOB: 0 BB: 0 P: 8	R: 0 E: 0 K: 0 S: 11	H: 0 LOB: 0 BB: 0 P: 15	R: 0 E: 0 K: 1 S: 9	H: 1 LOB: 1 BB: 0 P: 14	1B: 5 2B: 2 3B: 0 HR: 0	SF: 0 SAC: 0 DP: 2 HBP: 0	WP: 0 PB: 0 SB: 0 CS: 0	PA: 33							
PITCHER	IP: 7.0 ERA: 4.33	WLS: W BF: 26	H: 6 R: 1 ER: 1 SO: 5	BB: 1 IBB: 0 HBP: 0 BLK: 0	WP: 0 HR: 0 S: 65 P: 101	ERA: 1.29 WHIP: 1.000	PITCHER														IP: 1.0 ERA: 1.59	WLS: W BF: 4	H: 1 R: 0 ER: 0 SO: 1	BB: 0 IBB: 0 HBP: 0 BLK: 0	WP: 0 HR: 0 S: 11 P: 14	1B: 5 2B: 2 3B: 0 HR: 0	SF: 0 SAC: 0 DP: 2 HBP: 0	WP: 0 PB: 0 SB: 0 CS: 0	PA: 33
28 Paul Maholm, L ERA: 4.33	IP: 7.0 WLS: W BF: 26	H: 6 R: 1 ER: 1 SO: 5	BB: 1 IBB: 0 HBP: 0 BLK: 0	WP: 0 HR: 0 S: 65 P: 101	ERA: 1.29 WHIP: 1.000	PITCHER														IP: 1.0 ERA: 1.59	WLS: W BF: 4	H: 1 R: 0 ER: 0 SO: 1	BB: 0 IBB: 0 HBP: 0 BLK: 0	WP: 0 HR: 0 S: 11 P: 14	1B: 5 2B: 2 3B: 0 HR: 0	SF: 0 SAC: 0 DP: 2 HBP: 0	WP: 0 PB: 0 SB: 0 CS: 0	PA: 33	
60 Manny Corpas, R ERA: 1.59	IP: 1.0 WLS: W BF: 3	H: 0 R: 0 ER: 0 SO: 0	BB: 0 IBB: 0 HBP: 0 BLK: 0	WP: 0 HR: 0 S: 11 P: 15	ERA: 0.00 WHIP: 0.000	PITCHER														IP: 1.0 ERA: 2.74	WLS: W BF: 4	H: 1 R: 0 ER: 0 SO: 1	BB: 0 IBB: 0 HBP: 0 BLK: 0	WP: 0 HR: 0 S: 11 P: 14	1B: 5 2B: 2 3B: 0 HR: 0	SF: 0 SAC: 0 DP: 2 HBP: 0	WP: 0 PB: 0 SB: 0 CS: 0	PA: 33	
54 Shawn Camp, R ERA: 2.74	IP: 1.0 WLS: W BF: 3	H: 0 R: 0 ER: 0 SO: 0	BB: 0 IBB: 0 HBP: 0 BLK: 0	WP: 0 HR: 0 S: 11 P: 15	ERA: 0.00 WHIP: 0.000	PITCHER														IP: 1.0 ERA: 2.74	WLS: W BF: 4	H: 1 R: 0 ER: 0 SO: 1	BB: 0 IBB: 0 HBP: 0 BLK: 0	WP: 0 HR: 0 S: 11 P: 14	1B: 5 2B: 2 3B: 0 HR: 0	SF: 0 SAC: 0 DP: 2 HBP: 0	WP: 0 PB: 0 SB: 0 CS: 0	PA: 33	

Arizona Diamondbacks @ Chicago Cubs
Wrigley Field, Chicago, IL
Fri Jul 13 2012, 5:03 PM - 7:38 PM CDT
Att: 36,878 - Cloudy - 81 F

AB 32
R 1
H 7
RBI 0
BB 1
SO 6
LOB 10



Batter	1	2	3	4	5	6	7	8	9	AB	R	H	RBI	BB	SO	LOB	BOTTOM												
9 David DeJesus, L OBP: 0.357, SLG: 0.381										4	1	0	0	1	0	2													
13 Starlin Castro, R OBP: 0.313, SLG: 0.418										5	1	1	0	0	1	1													
44 Anthony Rizzo, L OBP: 0.377, SLG: 0.673										4	2	2	0	0	1	0													
12 Alfonso Soriano, R OBP: 0.331, SLG: 0.503										4	3	4	5	0	0	0													
6 Bryan LaHair, L OBP: 0.358, SLG: 0.511										4	0	0	1	0	0	2													
54 Shawn Camp, R ERA: 2.74										0	0	0	0	0	0	0													
18 Geovany Soto, R OBP: 0.265, SLG: 0.347										3	1	1	0	0	0	3													
15 Darwin Barney, R OBP: 0.307, SLG: 0.364										4	0	2	0	0	1	3													
24 Luis Valbuena, L OBP: 0.253, SLG: 0.410										3	0	0	0	1	2	5													
28 Paul Maholm, L OBP: 0.088, SLG: 0.152										2	0	0	1	0	1	2													
60 Manny Corpas, R ERA: 1.59										0	0	0	0	0	0	0													
21 Joe Mather, R OBP: 0.290, SLG: 0.376										1	0	0	0	0	0	0													
46 Patrick Corbin, L ERA: 4.15										0	0	0	0	0	0	0													
Inning Stats	R: 0 E: 0 K: 1 S: 7	H: 0 LOB: 0 BB: 0 P: 12	R: 1 E: 0 K: 0 S: 12	H: 2 LOB: 2 BB: 1 P: 19	R: 0 E: 0 K: 0 S: 9	H: 0 LOB: 0 BB: 0 P: 13	R: 1 E: 0 K: 2 S: 11	H: 2 LOB: 1 BB: 0 P: 18	R: 3 E: 0 K: 1 S: 12	H: 2 LOB: 0 BB: 1 P: 18	R: 0 E: 0 K: 1 S: 12	H: 1 LOB: 1 BB: 0 P: 21	R: 2 E: 0 K: 0 S: 13	H: 3 LOB: 2 BB: 0 P: 19	R: 0 E: 0 K: 1 S: 9	H: 0 LOB: 0 BB: 0 P: 11	1B: 5 2B: 3 3B: 0 HR: 2	SF: 0 SAC: 1 DP: 1 HBP: 1	WP: 2 PB: 0 SB: 1 CS: 0	PA: 38									
PITCHER	IP: 5.0 ERA: 4.55	WLS: L BF: 25	H: 7 R: 6 ER: 6 SO: 4	BB: 2 IBB: 0 HBP: 0 BLK: 0	WP: 2 HR: 2 S: 55 P: 88	ERA: 10.80 WHIP: 1.800	PITCHER														IP: 1.0 ERA: 4.91	WLS: L BF: 3	H: 0 R: 0 ER: 0 SO: 0	BB: 0 IBB: 0 HBP: 0 BLK: 0	WP: 0 HR: 0 S: 11 P: 19	1B: 5 2B: 3 3B: 0 HR: 2	SF: 0 SAC: 1 DP: 1 HBP: 1	WP: 2 PB: 0 SB: 1 CS: 0	PA: 38
31 Ian Kennedy, R ERA: 4.55	IP: 5.0 WLS: L BF: 25	H: 7 R: 6 ER: 6 SO: 4	BB: 2 IBB: 0 HBP: 0 BLK: 0	WP: 2 HR: 2 S: 55 P: 88	ERA: 10.80 WHIP: 1.800	PITCHER														IP: 1.0 ERA: 4.91	WLS: L BF: 3	H: 0 R: 0 ER: 0 SO: 0	BB: 0 IBB: 0 HBP: 0 BLK: 0	WP: 0 HR: 0 S: 11 P: 19	1B: 5 2B: 3 3B: 0 HR: 2	SF: 0 SAC: 1 DP: 1 HBP: 1	WP: 2 PB: 0 SB: 1 CS: 0	PA: 38	
49 Mike Zagurski, L ERA: 4.91	IP: 1.0 WLS: L BF: 3	H: 0 R: 0 ER: 0 SO: 0	BB: 0 IBB: 0 HBP: 0 BLK: 0	WP: 0 HR: 0 S: 8 P: 13	ERA: 0.00 WHIP: 0.000	PITCHER														IP: 1.0 ERA: 2.91	WLS: L BF: 7	H: 3 R: 2 ER: 2 SO: 0	BB: 0 IBB: 0 HBP: 0 BLK: 0	WP: 0 HR: 0 S: 13 P: 19	1B: 5 2B: 3 3B: 0 HR: 2	SF: 0 SAC: 1 DP: 1 HBP: 1	WP: 2 PB: 0 SB: 1 CS: 0	PA: 38	
29 Brad Ziegler, R ERA: 2.91	IP: 1.0 WLS: L BF: 7	H: 3 R: 2 ER: 2 SO: 0	BB: 0 IBB: 0 HBP: 0 BLK: 0	WP: 0 HR: 0 S: 13 P: 19	ERA: 0.00 WHIP: 3.000	PITCHER														IP: 1.0 ERA: 4.15	WLS: L BF: 3	H: 0 R: 0 ER: 0 SO: 0	BB: 0 IBB: 0 HBP: 0 BLK: 0	WP: 0 HR: 0 S: 11 P: 19	1B: 5 2B: 3 3B: 0 HR: 2	SF: 0 SAC: 1 DP: 1 HBP: 1	WP: 2 PB: 0 SB: 1 CS: 0	PA: 38	
46 Patrick Corbin, L ERA: 4.15	IP: 1.0 WLS: L BF: 3	H: 0 R: 0 ER: 0 SO: 0	BB: 0 IBB: 0 HBP: 0 BLK: 0	WP: 0 HR: 0 S: 9 P: 11	ERA: 0.00 WHIP: 0.000	PITCHER														IP: 1.0 ERA: 4.15	WLS: L BF: 3	H: 0 R: 0 ER: 0 SO: 0	BB: 0 IBB: 0 HBP: 0 BLK: 0	WP: 0 HR: 0 S: 11 P: 19	1B: 5 2B: 3 3B: 0 HR: 2	SF: 0 SAC: 1 DP: 1 HBP: 1	WP: 2 PB: 0 SB: 1 CS: 0	PA: 38	

Arizona Diamondbacks @ Chicago Cubs
Wrigley Field, Chicago, IL
Fri Jul 13 2012, 5:03 PM - 7:38 PM CDT
Att: 36,878 - Cloudy - 81 F

AB 34
R 8
H 10
RBI 7
BB 2
SO 6
LOB 18



Batter	1	2	3	4	5	6	7	8	9	AB	R	H	RBI	BB	SO	LOB	TOP					
8 Gerardo Parra, L (1,7) OBP: 0.346, SLG: 0.429	G4-3		1B		G3-6-3		L6			4	0	1	0	0	0	2	Arizona Diamondbacks @ Chicago Cubs Wrigley Field, Chicago, IL Sat Jul 14, 2012, 12:07 PM - 2:44 PM CDT Att: 38,068 - Sunny - 83 F					
2 Aaron Hill, R (1,4) OBP: 0.352, SLG: 0.498	G6-3		1B		F7		G4-3			4	0	1	0	0	0	0						
10 Justin Upton, R (1,9) OBP: 0.351, SLG: 0.393			G3				K		44 FC6-4 BB	2	0	0	0	2	1	2						
26 Miguel Montero, L (1,2) OBP: 0.368, SLG: 0.406	K				F7		K		K	4	0	0	0	0	3	2						
44 Paul Goldschmidt, R (1,3) OBP: 0.389, SLG: 0.550		24 G6-4-3 1B					P4		FC6-4	4	0	2	0	0	0	1						
6 Stephen Drew, L (1,6) OBP: 0.263, SLG: 0.314	L7				K		K			4	0	1	0	0	2	2						
24 Chris Young, R (1,8) OBP: 0.302, SLG: 0.412	G6-4-3						HR		13 G3-6-4 BB	2	1	1	1	2	0	1						
27 Geoff Blum, S (1,5) OBP: 0.179, SLG: 0.120			P6		K		F9		F9	4	0	0	0	0	1	4						
34 Joe Saunders, L (1,1) OBP: 0.160, SLG: 0.091			G4-3							1	0	0	0	1	0	0						
14 Ryan Roberts, R (7,PH) OBP: 0.288, SLG: 0.354										1	0	1	0	0	0	0						
39 Bryan Shaw, S (7,1) OBP: 0.100, SLG: 1.000										0	0	0	0	0	0	0						
30 David Hernandez, R (8,1) OBP: 1.000, SLG: 1.000										0	0	0	0	0	0	0						
13 Jason Kubel, L (9,PH) OBP: 0.366, SLG: 0.529										1	0	0	0	0	0	2						
Inning Stats	R: 0 E: 0 K: 1 S: 12	H: 0 LOB: 1 BB: 1 P: 21	R: 0 E: 0 K: 0 S: 9	H: 1 LOB: 0 BB: 0 P: 11	R: 0 E: 0 K: 0 S: 13	H: 2 LOB: 2 BB: 0 P: 17	R: 0 E: 0 K: 2 S: 9	H: 1 LOB: 2 BB: 1 P: 17	R: 0 E: 0 K: 0 S: 6	H: 0 LOB: 0 BB: 0 P: 13	R: 0 E: 0 K: 2 S: 7	H: 0 LOB: 0 BB: 0 P: 10	R: 1 E: 0 K: 1 S: 13	H: 2 LOB: 1 BB: 0 P: 21	R: 0 E: 0 K: 1 S: 10	H: 0 LOB: 1 BB: 1 P: 14	R: 0 E: 0 K: 0 S: 8	H: 1 LOB: 1 BB: 1 P: 17	1B: 4 2B: 2 3B: 0 HR: 1	SF: 0 SAC: 0 DP: 3 HBP: 0	WP: 0 PB: 0 SB: 0 CS: 0	PA: 36
PITCHER	IP WLS BF H R ER SO BB IBB HBP BLK WP HR S P ERA WHIP																					
46 Ryan Dempster, R (1,1) ERA: 1.86	6.0 W 23 4 0 0 5 3 0 0 0 0 0 0 56 89 0.00 1.167																					
40 James Russell, L (7,1) ERA: 2.53	1.0 5 2 1 1 1 0 0 0 0 0 1 13 21 9.00 2.000																					
54 Shawn Camp, R (8,1) ERA: 2.68	1.0 H 4 0 0 0 1 1 0 0 0 0 0 0 10 14 0.00 1.000																					
49 Carlos Marmol, R (9,1) ERA: 5.4	1.0 S 4 1 0 0 0 1 0 0 0 0 0 0 8 17 0.00 2.000																					

Batter	1	2	3	4	5	6	7	8	9	AB	R	H	RBI	BB	SO	LOB	BOTTOM			
5 Reed Johnson, R (1,8) OBP: 0.358, SLG: 0.458	K		13 FC4-6 1B		13 F8 2B		F9			4	0	2	0	0	1	0	Arizona Diamondbacks @ Chicago Cubs Wrigley Field, Chicago, IL Sat Jul 14, 2012, 12:07 PM - 2:44 PM CDT Att: 38,068 - Sunny - 83 F			
13 Starlin Castro, R (1,6) OBP: 0.312, SLG: 0.415	G5-3		FC4-6		F8		44 WP 44 1B BB			3	0	0	1	1	0	2				
44 Anthony Rizzo, L (1,3) OBP: 0.388, SLG: 0.643	G5-3		F8		G3					4	0	1	0	0	0	2				
12 Alfonso Soriano, R (1,7) OBP: 0.330, SLG: 0.500	K				K		F8			4	1	1	0	0	2	1				
3 Jeff Baker, R (1,9) OBP: 0.304, SLG: 0.434	G6-3									3	1	0	0	0	1	1				
54 Shawn Camp, R (8,1) OBP: 0.357, SLG: 0.508										0	0	0	0	0	0	0				
6 Bryan LaHair, L (8,PH) OBP: 0.357, SLG: 0.508										1	0	0	0	0	0	0				
49 Carlos Marmol, R (9,1) ERA: 5.4										0	0	0	0	0	0	0				
18 Geovany Soto, R (1,2) OBP: 0.288, SLG: 0.351										4	0	2	0	0	1	1				
15 Darwin Barney, R (1,4) OBP: 0.307, SLG: 0.367	G4-3									3	1	1	1	0	0	2				
24 Luis Valbuena, L (1,5) OBP: 0.267, SLG: 0.419			5 1B 13 FC4-6 46 SH1-3 1B							3	1	2	1	0	0	0				
46 Ryan Dempster, R (1,1) OBP: 0.107, SLG: 0.179										1	0	0	0	0	0	1				
40 James Russell, L (7,1) ERA: 3.28										0	0	0	0	0	0	0				
9 David DeJesus, L (7,PH) OBP: 0.356, SLG: 0.380										1	0	0	0	0	0	0				
Inning Stats	R: 0 E: 0 K: 1 S: 10	H: 0 LOB: 0 BB: 0 P: 14	R: 0 E: 0 K: 1 S: 8	H: 1 LOB: 1 BB: 0 P: 12	R: 1 E: 0 K: 0 S: 9	H: 2 LOB: 1 BB: 0 P: 12	R: 2 E: 0 K: 1 S: 12	H: 3 LOB: 1 BB: 0 P: 19	R: 0 E: 0 K: 1 S: 11	H: 1 LOB: 1 BB: 0 P: 17	R: 1 E: 1 K: 0 S: 9	H: 1 LOB: 0 BB: 0 P: 16	R: 0 E: 0 K: 0 S: 8	H: 1 LOB: 2 BB: 1 P: 13	R: 0 E: 0 K: 1 S: 10	H: 0 LOB: 0 BB: 0 P: 11	1B: 7 2B: 2 3B: 0 HR: 0	SF: 0 SAC: 1 DP: 1 HBP: 0	WP: 2 PB: 0 SB: 0 CS: 0	PA: 33
PITCHER	IP WLS BF H R ER SO BB IBB HBP BLK WP HR S P ERA WHIP																			
34 Joe Saunders, L (1,1) ERA: 3.52	6.0 L 26 8 4 3 4 0 0 0 0 0 1 0 59 90 4.50 1.333																			
39 Bryan Shaw, R (7,1) ERA: 3.28	1.0 4 1 0 0 0 1 0 0 0 0 1 0 8 13 0.00 2.000																			
30 David Hernandez, R (8,1) ERA: 2.82	1.0 3 0 0 0 0 1 0 0 0 0 0 0 10 11 0.00 0.000																			



Batter	1	2	3	4	5	6	7	8	9	AB	R	H	RBI	BB	SO	LOB	TOP					
18 Willie Bloomquist, R OBP: 0.319, SLG: 0.389	G4-3		K		FC6-4 G5-4-3			G4-3		4	0	0	0	0	1	2	Arizona Diamondbacks @ Chicago Cubs Wrigley Field, Chicago, IL Sun Jul 15 2012, 1:24 PM - 4:09 PM CDT Att: 36,659 - Partly Cloudy - 84 F					
2 Aaron Hill, R OBP: 0.357, SLG: 0.509	1B		BB					HR		3	1	2	1	1	0	1						
10 Justin Upton, R OBP: 0.347, SLG: 0.388	FC6-4		K					F8		4	0	0	0	0	1	3						
6 Stephen Drew, L OBP: 0.238, SLG: 0.282	K				L8			F8		4	0	0	0	0	1	1						
44 Paul Goldschmidt, R OBP: 0.367, SLG: 0.544	G6-3		K					26 1B		3	0	0	0	1	2	0						
26 Miguel Montero, L OBP: 0.370, SLG: 0.407	G6-3		24 1B					1B		4	0	2	0	0	1	0						
24 Chris Young, R 27 Geoff Blum, S OBP: 0.172, SLG: 0.115	G6-3		1B					P5		3	0	1	0	0	0	0						
8 Gerardo Parra, L OBP: 0.340, SLG: 0.422	G4-3		K					G4-3		4	0	0	0	0	1	4						
35 Trevor Cahill, R 32 Craig Breslow, L 39 Bryan Shaw, S 14 Ryan Roberts, R 40 J.J. Putz, R			2 BB					F8		2	0	2	0	0	0	0						
			1B							0	0	0	0	0	0	0						
			1B							0	0	0	0	0	0	0						
			1B							0	0	0	0	0	0	0						
Inning Stats	R: 0 E: 0 K: 1 S: 9	H: 1 LOB: 1 BB: 0 P: 11	R: 0 E: 0 K: 0 S: 9	H: 0 LOB: 0 BB: 0 P: 16	R: 0 E: 0 K: 2 S: 15	H: 1 LOB: 2 BB: 1 P: 29	R: 0 E: 0 K: 2 S: 11	H: 2 LOB: 2 BB: 0 P: 16	R: 0 E: 0 K: 0 S: 7	H: 1 LOB: 0 BB: 0 P: 11	R: 0 E: 0 K: 1 S: 8	H: 0 LOB: 0 BB: 0 P: 13	R: 0 E: 0 K: 1 S: 8	H: 0 LOB: 0 BB: 0 P: 12	R: 1 E: 0 K: 0 S: 11	H: 1 LOB: 0 BB: 0 P: 16	R: 0 E: 0 K: 1 S: 8	H: 1 LOB: 2 BB: 1 P: 16	1B: 6 2B: 0 3B: 0 HR: 1	SF: 0 SAC: 0 DP: 1 HBP: 0	WP: 0 PB: 0 SB: 0 CS: 0	PA: 35
PITCHER	IP WLS BF H R ER SO BB IBB HBP BLK WP HR S P ERA WHIP																					
22 Matt Garza, R ERA: 4.02	7.0 W 26 5 0 0 7 1 0 0 0 0 0 0 67 108 0.00 0.857																					
54 Shawn Camp, R ERA: 2.51	1.0 H 4 1 1 1 0 0 0 0 0 0 1 11 16 9.00 1.000																					
40 James Russell, L ERA: 2.51	0.1 H 1 0 0 0 0 0 0 0 0 0 0 1 3 0.00 0.000																					
49 Carlos Marmol, R ERA: 5.27	0.2 S 4 1 0 0 1 1 0 0 0 0 0 0 7 13 0.00 3.000																					
Batter	1	2	3	4	5	6	7	8	9	AB	R	H	RBI	BB	SO	LOB	BOTTOM					
9 David DeJesus, L OBP: 0.354, SLG: 0.375	44 WP 1B		G4-3		F8			G3		3	1	0	0	1	0	0	Arizona Diamondbacks @ Chicago Cubs Wrigley Field, Chicago, IL Sun Jul 15 2012, 1:24 PM - 4:09 PM CDT Att: 36,659 - Partly Cloudy - 84 F					
13 Starlin Castro, R OBP: 0.309, SLG: 0.410	P3		G6-3				F8	G6-3		4	0	0	0	0	0	1						
44 Anthony Rizzo, L OBP: 0.377, SLG: 0.627	1B		G3				6 LB 12 1B	G4-3		3	0	1	1	1	0	0						
12 Alfonso Soriano, R OBP: 0.330, SLG: 0.498	K				F7			1B		3	0	1	0	0	1	0						
6 Bryan LaHair, L 54 Shawn Camp, R 40 James Russell, L 49 Carlos Marmol, R	51 HR 15 G3-1							L8		2	1	1	0	1	0	2						
51 Steve Clevenger, L OBP: 0.281, SLG: 0.369	G3-1							K		0	0	0	0	0	0	0						
15 Darwin Barney, R OBP: 0.307, SLG: 0.376	HR		G6-3							3	0	0	0	0	1	4						
24 Luis Valbuena, L OBP: 0.258, SLG: 0.404	F8									3	0	0	0	0	1	0						
22 Matt Garza, R 5 Reed Johnson, R	K									2	0	0	0	0	1	0						
										1	0	0	0	0	1	0						
Inning Stats	R: 1 E: 0 K: 1 S: 12	H: 1 LOB: 1 BB: 1 P: 21	R: 2 E: 0 K: 1 S: 15	H: 1 LOB: 1 BB: 1 P: 24	R: 0 E: 0 K: 0 S: 5	H: 0 LOB: 0 BB: 0 P: 9	R: 0 E: 0 K: 0 S: 9	H: 1 LOB: 1 BB: 0 P: 18	R: 0 E: 0 K: 1 S: 6	H: 0 LOB: 0 BB: 0 P: 10	R: 0 E: 0 K: 1 S: 13	H: 1 LOB: 2 BB: 1 P: 24	R: 0 E: 0 K: 1 S: 12	H: 0 LOB: 0 BB: 0 P: 16	R: 0 E: 0 K: 0 S: 5	H: 0 LOB: 0 BB: 0 P: 6		1B: 3 2B: 0 3B: 0 HR: 1	SF: 0 SAC: 0 DP: 0 HBP: 0	WP: 1 PB: 0 SB: 0 CS: 0	PA: 30	
PITCHER	IP WLS BF H R ER SO BB IBB HBP BLK WP HR S P ERA WHIP																					
35 Trevor Cahill, R ERA: 3.71	5.1 L 22 4 3 3 3 3 0 0 0 0 0 0 6 96 5.06 1.312																					
32 Craig Breslow, L ERA: 2.87	0.2 2 0 0 0 1 0 0 0 0 0 0 0 6 10 0.00 0.000																					
39 Bryan Shaw, R ERA: 3.19	1.0 3 0 0 0 1 0 0 0 0 0 0 0 12 16 0.00 0.000																					
40 J.J. Putz, R ERA: 4.34	1.0 3 0 0 0 0 0 0 0 0 0 0 0 5 6 0.00 0.000																					
Batter	1	2	3	4	5	6	7	8	9	AB	R	H	RBI	BB	SO	LOB	UBS					
35 Trevor Cahill, R ERA: 3.71										3	1	1	2	0	0	1	Arizona Diamondbacks @ Chicago Cubs Wrigley Field, Chicago, IL Sun Jul 15 2012, 1:24 PM - 4:09 PM CDT Att: 36,659 - Partly Cloudy - 84 F					
32 Craig Breslow, L ERA: 2.87										1	0	0	0	0	1	0						
39 Bryan Shaw, R ERA: 3.19										2	0	0	0	0	1	0						
40 J.J. Putz, R ERA: 4.34										1	0	0	0	0	1	0						
										3	0	0	0	0	1	0						
										2	0	0	0	0	1	0						
										3	0	0	0	0	1	0						
										2	0	0	0	0	1	0						
										1	0	0	0	0	1	0						
Inning Stats	R: 1 E: 0 K: 1 S: 12	H: 1 LOB: 1 BB: 1 P: 21	R: 2 E: 0 K: 1 S: 15	H: 1 LOB: 1 BB: 1 P: 24	R: 0 E: 0 K: 0 S: 5	H: 0 LOB: 0 BB: 0 P: 9	R: 0 E: 0 K: 0 S: 9	H: 1 LOB: 1 BB: 0 P: 18	R: 0 E: 0 K: 1 S: 6	H: 0 LOB: 0 BB: 0 P: 10	R: 0 E: 0 K: 1 S: 13	H: 1 LOB: 2 BB: 1 P: 24	R: 0 E: 0 K: 1 S: 12	H: 0 LOB: 0 BB: 0 P: 16	R: 0 E: 0 K: 0 S: 5	H: 0 LOB: 0 BB: 0 P: 6		1B: 3 2B: 0 3B: 0 HR: 1	SF: 0 SAC: 0 DP: 0 HBP: 0	WP: 1 PB: 0 SB: 0 CS: 0	PA: 30	
PITCHER	IP WLS BF H R ER SO BB IBB HBP BLK WP HR S P ERA WHIP																					
35 Trevor Cahill, R ERA: 3.71	5.1 L 22 4 3 3 3 3 0 0 0 0 0 0 6 96 5.06 1.312																					
32 Craig Breslow, L ERA: 2.87	0.2 2 0 0 0 1 0 0 0 0 0 0 0 6 10 0.00 0.000																					
39 Bryan Shaw, R ERA: 3.19	1.0 3 0 0 0 1 0 0 0 0 0 0 0 12 16 0.00 0.000																					
40 J.J. Putz, R ERA: 4.34	1.0 3 0 0 0 0 0 0 0 0 0 0 0 5 6 0.00 0.000																					

Batter	1	2	3	4	5	6	7	8	9	AB	R	H	RBI	BB	SO	LOB	TOP								
7 José Reyes, S OBP: 0.336, SLG: 0.372	G6-3		L4			F7											4								
57 Chad Gaudin, R						45 HR											0								
36 Randy Choate, L						1B											0								
21 Heath Bell, R																	0								
1 Emilio Bonifacio, S OBP: 0.353, SLG: 0.315	K		K														5								
45 Carlos Lee, R OBP: 0.344, SLG: 0.412																	4								
20 Justin Ruggiano, R OBP: 0.440, SLG: 0.705																	4								
2 Hanley Ramirez, R OBP: 0.326, SLG: 0.437	K																4								
26 Austin Kearns, R OBP: 0.341, SLG: 0.457																	5								
6 Scott Cousins, L OBP: 0.178, SLG: 0.356																	0								
12 Omar Infante, R OBP: 0.309, SLG: 0.448																	5								
14 John Buck, R OBP: 0.305, SLG: 0.317																	5								
19 Anibal Sánchez, R OBP: 0.138, SLG: 0.179																	3								
17 Donovan Solano, R (8, PH) OBP: 0.368, SLG: 0.400																	0								
Inning Stats	R: 0 H: 0 E: 0 K: 2 S: 13	H: 0 LOB: 2 BB: 2 P: 24	R: 0 H: 0 E: 0 K: 1 S: 9	H: 0 LOB: 0 BB: 0 P: 13	R: 0 H: 0 E: 0 K: 2 S: 8	H: 0 LOB: 0 BB: 0 P: 10	R: 3 H: 3 E: 0 K: 1 S: 10	H: 3 LOB: 0 BB: 0 P: 19	R: 5 H: 7 E: 1 K: 1 S: 28	H: 7 LOB: 2 BB: 0 P: 39	R: 0 H: 0 E: 0 K: 0 S: 6	H: 0 LOB: 0 BB: 0 P: 11	R: 1 H: 1 E: 0 K: 0 S: 7	H: 1 LOB: 0 BB: 0 P: 11	R: 0 H: 0 E: 0 K: 1 S: 10	H: 0 LOB: 2 BB: 2 P: 21	R: 0 H: 1 E: 0 K: 0 S: 10	H: 1 LOB: 2 BB: 1 P: 17	1B: 8 2B: 1 3B: 0 HR: 3	SF: 0 SAC: 0 DP: 0 HBP: 0	WP: 0 PB: 0 SB: 0 CS: 0	PA: 44			
PITCHER	IP WLS BF H R ER SO BB IBB HBP BLK WP HR S P ERA WHIP	IP WLS BF H R ER SO BB IBB HBP BLK WP HR S P ERA WHIP	IP WLS BF H R ER SO BB IBB HBP BLK WP HR S P ERA WHIP	IP WLS BF H R ER SO BB IBB HBP BLK WP HR S P ERA WHIP	IP WLS BF H R ER SO BB IBB HBP BLK WP HR S P ERA WHIP	IP WLS BF H R ER SO BB IBB HBP BLK WP HR S P ERA WHIP	IP WLS BF H R ER SO BB IBB HBP BLK WP HR S P ERA WHIP	IP WLS BF H R ER SO BB IBB HBP BLK WP HR S P ERA WHIP	IP WLS BF H R ER SO BB IBB HBP BLK WP HR S P ERA WHIP	IP WLS BF H R ER SO BB IBB HBP BLK WP HR S P ERA WHIP	IP WLS BF H R ER SO BB IBB HBP BLK WP HR S P ERA WHIP	IP WLS BF H R ER SO BB IBB HBP BLK WP HR S P ERA WHIP	IP WLS BF H R ER SO BB IBB HBP BLK WP HR S P ERA WHIP	IP WLS BF H R ER SO BB IBB HBP BLK WP HR S P ERA WHIP	IP WLS BF H R ER SO BB IBB HBP BLK WP HR S P ERA WHIP	IP WLS BF H R ER SO BB IBB HBP BLK WP HR S P ERA WHIP	IP WLS BF H R ER SO BB IBB HBP BLK WP HR S P ERA WHIP	IP WLS BF H R ER SO BB IBB HBP BLK WP HR S P ERA WHIP	IP WLS BF H R ER SO BB IBB HBP BLK WP HR S P ERA WHIP	IP WLS BF H R ER SO BB IBB HBP BLK WP HR S P ERA WHIP	IP WLS BF H R ER SO BB IBB HBP BLK WP HR S P ERA WHIP	IP WLS BF H R ER SO BB IBB HBP BLK WP HR S P ERA WHIP	IP WLS BF H R ER SO BB IBB HBP BLK WP HR S P ERA WHIP	IP WLS BF H R ER SO BB IBB HBP BLK WP HR S P ERA WHIP	IP WLS BF H R ER SO BB IBB HBP BLK WP HR S P ERA WHIP

Miami Marlins @ Chicago Cubs
Wrigley Field, Chicago, IL
Tue Jul 17 2012, 7:08 PM - 10:12 PM CDT
Att: 34,397 - Partly Cloudy - 94 F


AB 39
R 9
H 12
RBI 9
BB 5
SO 8
LOB 14



Batter	1	2	3	4	5	6	7	8	9	AB	R	H	RBI	BB	SO	LOB	BOTTOM								
9 David DeJesus, L OBP: 0.358, SLG: 0.381	G4-6-3																4								
13 Starlin Castro, R OBP: 0.310, SLG: 0.410																	5								
44 Anthony Rizzo, L OBP: 0.379, SLG: 0.609																	5								
12 Alfonso Soriano, R OBP: 0.325, SLG: 0.490																	5								
6 Bryan LaHair, L OBP: 0.358, SLG: 0.502																	5								
18 Geovany Soto, R OBP: 0.272, SLG: 0.355																	4								
15 Darwin Barney, R OBP: 0.350, SLG: 0.375																	2								
48 Rafael Dolis, R																	0								
21 Joe Mather, R OBP: 0.265, SLG: 0.373																	1								
37 Jairo Asencio, R OBP: 0.287, SLG: 0.375																	0								
51 Steve Clevenger, L																	1								
24 Luis Valbuena, L OBP: 0.268, SLG: 0.419																	4								
37 Travis Wood, R OBP: 0.263, SLG: 0.421																	1								
3 Jeff Baker, R OBP: 0.322, SLG: 0.472																	2								
57 Scott Maine, L																	0								
Inning Stats	R: 0 H: 2 E: 0 K: 1 S: 8	H: 0 LOB: 1 BB: 0 P: 12	R: 0 H: 0 E: 0 K: 2 S: 9	H: 0 LOB: 0 BB: 0 P: 14	R: 0 H: 1 E: 0 K: 1 S: 13	H: 1 LOB: 1 BB: 0 P: 16	R: 0 H: 2 E: 0 K: 0 S: 13	H: 2 LOB: 2 BB: 0 P: 13	R: 1 H: 1 E: 0 K: 0 S: 7	H: 1 LOB: 1 BB: 1 P: 13	R: 1 H: 2 E: 1 K: 1 S: 15	H: 2 LOB: 3 BB: 1 P: 25	R: 0 H: 1 E: 0 K: 2 S: 11	H: 1 LOB: 1 BB: 0 P: 12	R: 3 H: 4 E: 0 K: 1 S: 16	H: 4 LOB: 1 BB: 1 P: 28	R: 0 H: 0 E: 0 K: 0 S: 10	H: 0 LOB: 0 BB: 0 P: 15	1B: 9 2B: 3 3B: 0 HR: 1	SF: 0 SAC: 0 DP: 2 HBP: 0	WP: 1 PB: 0 SB: 0 CS: 0	PA: 42			
PITCHER	IP WLS BF H R ER SO BB IBB HBP BLK WP HR S P ERA WHIP	IP WLS BF H R ER SO BB IBB HBP BLK WP HR S P ERA WHIP	IP WLS BF H R ER SO BB IBB HBP BLK WP HR S P ERA WHIP	IP WLS BF H R ER SO BB IBB HBP BLK WP HR S P ERA WHIP	IP WLS BF H R ER SO BB IBB HBP BLK WP HR S P ERA WHIP	IP WLS BF H R ER SO BB IBB HBP BLK WP HR S P ERA WHIP	IP WLS BF H R ER SO BB IBB HBP BLK WP HR S P ERA WHIP	IP WLS BF H R ER SO BB IBB HBP BLK WP HR S P ERA WHIP	IP WLS BF H R ER SO BB IBB HBP BLK WP HR S P ERA WHIP	IP WLS BF H R ER SO BB IBB HBP BLK WP HR S P ERA WHIP	IP WLS BF H R ER SO BB IBB HBP BLK WP HR S P ERA WHIP	IP WLS BF H R ER SO BB IBB HBP BLK WP HR S P ERA WHIP	IP WLS BF H R ER SO BB IBB HBP BLK WP HR S P ERA WHIP	IP WLS BF H R ER SO BB IBB HBP BLK WP HR S P ERA WHIP	IP WLS BF H R ER SO BB IBB HBP BLK WP HR S P ERA WHIP	IP WLS BF H R ER SO BB IBB HBP BLK WP HR S P ERA WHIP	IP WLS BF H R ER SO BB IBB HBP BLK WP HR S P ERA WHIP	IP WLS BF H R ER SO BB IBB HBP BLK WP HR S P ERA WHIP	IP WLS BF H R ER SO BB IBB HBP BLK WP HR S P ERA WHIP	IP WLS BF H R ER SO BB IBB HBP BLK WP HR S P ERA WHIP	IP WLS BF H R ER SO BB IBB HBP BLK WP HR S P ERA WHIP	IP WLS BF H R ER SO BB IBB HBP BLK WP HR S P ERA WHIP	IP WLS BF H R ER SO BB IBB HBP BLK WP HR S P ERA WHIP	IP WLS BF H R ER SO BB IBB HBP BLK WP HR S P ERA WHIP	IP WLS BF H R ER SO BB IBB HBP BLK WP HR S P ERA WHIP

Miami Marlins @ Chicago Cubs
Wrigley Field, Chicago, IL
Tue Jul 17 2012, 7:08 PM - 10:12 PM CDT
Att: 34,397 - Partly Cloudy - 94 F

AB 39
R 5
H 13
RBI 4
BB 3
SO 8
LOB 19



Batter	1	2	3	4	5	6	7	8	9	AB	R	H	RBI	BB	SO	LOB	TOP					
7 José Reyes, S OBP: 0.334, SLG: 0.378										4	0	1	0	0	0	2						
1 Emilio Bonifácio, S OBP: 0.354, SLG: 0.335										4	0	0	1	0	0	1						
45 Carlos Lee, R OBP: 0.348, SLG: 0.406										3	1	0	0	1	0	1						
20 Justin Ruggiano, R OBP: 0.442, SLG: 0.697										4	0	2	0	0	2	1						
2 Hanley Ramirez, R OBP: 0.322, SLG: 0.430										4	0	0	0	0	2	3						
26 Austin Kearns, R OBP: 0.340, SLG: 0.446										2	0	0	0	0	0	1						
29 Greg Dobbs, L OBP: 0.331, SLG: 0.384										1	0	1	1	0	0	0						
12 Omar Infante, R OBP: 0.310, SLG: 0.445										3	0	1	0	1	0	1						
14 John Buck, R OBP: 0.302, SLG: 0.312										3	0	0	0	0	1	3						
56 Mark Buehrle, L 17 Dionvier Soto, R 23 Wade LeBlanc, L 34 Edward Mujica, R 5 Logan Morrison, L 31 Steve Cishek, R										1	0	0	0	0	0	1						
Inning Stats	R: 0 E: 0 K: 0 S: 8	H: 1 LOB: 0 BB: 0 P: 12	R: 0 E: 0 K: 0 S: 5	H: 1 LOB: 0 BB: 0 P: 8	R: 0 E: 0 K: 2 S: 9	H: 0 LOB: 1 BB: 1 P: 17	R: 0 E: 0 K: 1 S: 11	H: 1 LOB: 1 BB: 0 P: 15	R: 0 E: 0 K: 0 S: 6	H: 0 LOB: 0 BB: 0 P: 8	R: 1 E: 0 K: 0 S: 7	H: 1 LOB: 0 BB: 0 P: 13	R: 0 E: 0 K: 1 S: 16	H: 1 LOB: 2 BB: 0 P: 23	R: 0 E: 0 K: 0 S: 6	H: 0 LOB: 0 BB: 0 P: 10	R: 1 E: 0 K: 2 S: 15	H: 1 LOB: 1 BB: 1 P: 26	1B: 5 2B: 0 3B: 1 HR: 0	SF: 0 SAC: 0 DP: 0 HBP: 1	WP: 1 PB: 0 SB: 0 CS: 2	PA: 34
PITCHER	IP WLS BF H R ER SO BB IBB HBP BLK WP HR S P ERA WHIP																					
28 Paul Maholm, L ERA: 4.09	8.0 W 29 5 1 1 4 1 0 0 0 0 0 68 106 1.12 0.750																					
49 Carlos Marmol, R ERA: 5.4	1.0 S 5 1 1 1 2 1 0 0 0 0 0 15 26 9.00 2.000																					

Miami Marlins @ Chicago Cubs
Wrigley Field, Chicago, IL
Thu Jul 19 2012, 1:23 PM - 3:39 PM CDT
Att: 32,741 - Cloudy - 79 F

AB 31
R 2
H 6
RBI 2
BB 2
SO 6
LOB 14



Batter	1	2	3	4	5	6	7	8	9	AB	R	H	RBI	BB	SO	LOB	BOTTOM			
5 Reed Johnson, R OBP: 0.357, SLG: 0.459										4	0	2	2	0	0	1				
13 Starlin Castro, R OBP: 0.308, SLG: 0.413										4	0	0	0	0	0	2				
44 Anthony Rizzo, L OBP: 0.365, SLG: 0.563										3	0	1	0	0	0	1				
12 Alfonso Soriano, R OBP: 0.328, SLG: 0.498										4	1	2	1	0	0	2				
49 Carlos Marmol, R ERA: 5.4										0	0	0	0	0	0	0				
3 Jeff Baker, R OBP: 0.336, SLG: 0.491										3	1	2	0	0	0	1				
9 David DeJesus, L OBP: 0.354, SLG: 0.377										0	0	0	0	0	0	0				
18 Geovany Soto, R OBP: 0.274, SLG: 0.350										2	1	0	0	1	0	2				
15 Darwin Barney, R OBP: 0.312, SLG: 0.379										3	1	2	0	0	0	0				
24 Luis Valbuena, L OBP: 0.262, SLG: 0.408										2	0	0	1	0	1	1				
28 Paul Maholm, L OBP: 0.083, SLG: 0.143										2	0	0	0	0	1	2				
1 Tony Campana, L OBP: 0.308, SLG: 0.305										0	0	0	0	0	0	0				
Inning Stats	R: 0 E: 0 K: 0 S: 6	H: 0 LOB: 0 BB: 0 P: 7	R: 0 E: 0 K: 0 S: 10	H: 1 LOB: 0 BB: 0 P: 15	R: 0 E: 0 K: 0 S: 7	H: 0 LOB: 0 BB: 0 P: 10	R: 0 E: 0 K: 0 S: 4	H: 1 LOB: 0 BB: 0 P: 5	R: 4 E: 0 K: 1 S: 21	H: 4 LOB: 1 BB: 1 P: 34	R: 0 E: 0 K: 0 S: 5	H: 2 LOB: 1 BB: 0 P: 5	R: 0 E: 0 K: 1 S: 11	H: 1 LOB: 1 BB: 0 P: 13	R: 0 E: 0 K: 0 S: 3	H: 0 LOB: 0 BB: 0 P: 6	1B: 7 2B: 2 3B: 0 HR: 1	SF: 1 SAC: 1 DP: 4 HBP: 1	WP: 0 PB: 0 SB: 0 CS: 0	PA: 31
PITCHER	IP WLS BF H R ER SO BB IBB HBP BLK WP HR S P ERA WHIP																			
56 Mark Buehrle, L ERA: 3.29	5.0 L 20 6 4 4 1 0 0 0 0 0 0 48 71 7.20 1.400																			
23 Wade LeBlanc, L ERA: 4.41	1.2 7 3 0 0 1 0 0 0 0 0 0 12 13 0.00 1.800																			
34 Edward Mujica, R ERA: 4.41	0.1 1 0 0 0 0 0 0 0 0 0 0 4 5 0.00 0.000																			
31 Steve Cishek, R ERA: 2.03	1.0 3 0 0 0 0 0 0 0 1 0 0 0 3 6 0.00 0.000																			

Miami Marlins @ Chicago Cubs
Wrigley Field, Chicago, IL
Thu Jul 19 2012, 1:23 PM - 3:39 PM CDT
Att: 32,741 - Cloudy - 79 F

AB 27
R 4
H 9
RBI 4
BB 1
SO 2
LOB 12



Batter	1	2	3	4	5	6	7	8	9	AB	R	H	RBI	BB	SO	LOB	TOP			
9 David DeJesus, L (1,8) OBP: 0.355, SLG: 0.378	G4-3		1B		1B		F8			4	0	2	0	0	0	0	Chicago Cubs @ St. Louis Cardinals Busch Stadium, St. Louis, MO Fri Jul 20 2012, 7:16 PM - 9:52 PM CDT Att: 43,786 - Cloudy - 87 F			
13 Starlin Castro, R (1,6) OBP: 0.308, SLG: 0.411	G6-3		1B		L6		F8			4	0	1	0	0	0	1				
44 Anthony Rizzo, L (1,3) OBP: 0.359, SLG: 0.547	1B		1B		L3		F9			4	0	1	0	0	1	3				
12 Alfonso Soriano, R (1,7) OBP: 0.327, SLG: 0.498	P6		G1-4-3		E6		2B			4	0	1	0	0	0	3				
6 Bryan LaHair, L (1,9) OBP: 0.357, SLG: 0.496 3 Jeff Baker, R (8,PH) OBP: 0.333, SLG: 0.487	BB		1B		K		K			2	1	1	0	1	1	1				
51 Steve Clevenger, L (1,2) OBP: 0.286, SLG: 0.371	1B		1B		L7		F7			4	0	1	0	0	1	2				
15 Darwin Barney, R (1,4) OBP: 0.308, SLG: 0.376	SF8		K		F7		G6-3			3	0	0	1	0	1	2				
24 Luis Valbuena, L (1,5) OBP: 0.252, SLG: 0.392	F7		G4-3		G6-3		K			4	0	0	0	0	1	2				
46 Ryan Dempster, R (1,1) OBP: 0.100, SLG: 0.167 1 Tony Campana, L (7,PH) OBP: 0.306, SLG: 0.303 60 Manny Corpas, R (7,1) 57 Scott Maine, L (8,1)	F8		F7		F7		B1-3			2	0	0	0	0	0	1				
Inning Stats	R: 0 E: 0 K: 0 S: 9	H: 1 LOB: 1 BB: 0 P: 14	R: 1 E: 0 K: 0 S: 9	H: 1 LOB: 1 BB: 0 P: 15	R: 0 E: 0 K: 1 S: 10	H: 2 LOB: 1 BB: 0 P: 12	R: 0 E: 0 K: 2 S: 10	H: 1 LOB: 1 BB: 0 P: 15	R: 0 E: 0 K: 1 S: 12	H: 0 LOB: 1 BB: 0 P: 21	R: 0 E: 0 K: 0 S: 7	H: 0 LOB: 0 BB: 0 P: 8	R: 0 E: 0 K: 1 S: 7	H: 1 LOB: 1 BB: 0 P: 12	R: 0 E: 0 K: 1 S: 5	H: 0 LOB: 0 BB: 0 P: 6		1B: 6 2B: 1 3B: 0 HR: 0	SF: 1 SAC: 0 DP: 1 HBP: 0	WP: 0 PB: 0 SB: 0 CS: 0
PITCHER	IP WLS BF H R ER SO	IP WLS BF H R ER SO	IP WLS BF H R ER SO	IP WLS BF H R ER SO	IP WLS BF H R ER SO	IP WLS BF H R ER SO	IP WLS BF H R ER SO	IP WLS BF H R ER SO	IP WLS BF H R ER SO	IP WLS BF H R ER SO	IP WLS BF H R ER SO	IP WLS BF H R ER SO	IP WLS BF H R ER SO	IP WLS BF H R ER SO	IP WLS BF H R ER SO	IP WLS BF H R ER SO	ERA WHIP	ERA WHIP		

AB	33
R	1
H	7
RBI	1
BB	1
SO	6
LOB	16



Batter	1	2	3	4	5	6	7	8	9	AB	R	H	RBI	BB	SO	LOB	BOTTOM	
55 Skip Schumaker, L (1,4) OBP: 0.271, SLG: 0.421 27 Tyler Greene, R (8,PH) OBP: 0.281, SLG: 0.366	K	G5-3		G4-3			21 FC5-4 1B	K		4	0	1	0	0	1	0	Chicago Cubs @ St. Louis Cardinals Busch Stadium, St. Louis, MO Fri Jul 20 2012, 7:16 PM - 9:52 PM CDT Att: 43,786 - Cloudy - 87 F	
21 Allen Craig, R (1,9) OBP: 0.387, SLG: 0.577 19 Jon Jay, L (7,PR) OBP: 0.359, SLG: 0.369	1B		G6-3	L5		FC5-4 3 G4-1 7 S				4	1	1	0	0	0	1		
7 Matt Holliday, R (1,7) OBP: 0.397, SLG: 0.520	1B		HR		G3		3 G4-1 BB			3	2	2	1	1	0	0		
3 Carlos Beltrán, S (1,8) OBP: 0.373, SLG: 0.524	1B		L9		L9		G4-1			4	1	1	1	0	0	2		
4 Yadier Molina, R (1,2) OBP: 0.361, SLG: 0.516	1B		12 G3 2H	12 2B BB	G5-3		P3			3	0	1	1	1	0	3		
12 Lance Berkman, S (1,3) OBP: 0.385, SLG: 0.473	G3		2B		F7		P3			4	0	1	1	0	0	1		
23 David Freese, R (1,5) OBP: 0.367, SLG: 0.487	K		BB		G4-3		15 2B 1B			3	0	1	0	1	1	1		
15 Rafael Furcal, S (1,6) OBP: 0.344, SLG: 0.362	L6		L4		FC4-6 1B		2B			4	0	2	0	0	0	3		
26 Kyle Lohse, R (1,1) OBP: 0.143, SLG: 0.100 41 Mitchell Boggs, R (8,1) 34 Marc Rzepczynski, L (8,1) 13 Matt Carpenter, L (8,PH) 30 Jason Motte, R (9,1)	G4-3		F9		FC4-6 1B		K			3	0	0	0	0	0	1		
Inning Stats	R: 3 E: 0 K: 2 S: 16	H: 4 LOB: 1 BB: 0 P: 21	R: 0 E: 0 K: 0 S: 4	H: 0 LOB: 0 BB: 0 P: 6	R: 1 E: 0 K: 0 S: 19	H: 2 LOB: 3 BB: 2 P: 32	R: 0 E: 0 K: 0 S: 9	H: 0 LOB: 0 BB: 0 P: 14	R: 0 E: 0 K: 0 S: 6	H: 1 LOB: 1 BB: 0 P: 7	R: 0 E: 0 K: 0 S: 14	H: 1 LOB: 3 BB: 1 P: 26	R: 0 E: 0 K: 2 S: 13	H: 2 LOB: 2 BB: 0 P: 19	1B: 7 2B: 2 3B: 0 HR: 1	SF: 0 SAC: 0 DP: 0 HBP: 0		WP: 0 PB: 0 SB: 1 CS: 0
PITCHER	IP WLS BF H R ER SO	IP WLS BF H R ER SO	IP WLS BF H R ER SO	IP WLS BF H R ER SO	IP WLS BF H R ER SO	IP WLS BF H R ER SO	IP WLS BF H R ER SO	IP WLS BF H R ER SO	IP WLS BF H R ER SO	IP WLS BF H R ER SO	IP WLS BF H R ER SO	IP WLS BF H R ER SO	IP WLS BF H R ER SO	IP WLS BF H R ER SO	IP WLS BF H R ER SO	IP WLS BF H R ER SO	ERA WHIP	ERA WHIP

AB	34
R	4
H	10
RBI	4
BB	3
SO	4
LOB	16



Batter	1	2	3	4	5	6	7	8	9	AB	R	H	RBI	BB	SO	LOB	TOP					
9 David DeJesus, L (1,8) OBP: 0.355, SLG: 0.378 1 Tony Campana, L (8,PH) OBP: 0.311, SLG: 0.303 (8,8)	G4-3 1B		G4-6-3 1B		G4-3			G4-0 BB		3	0	1	0	0	0	1						
13 Starlin Castro, R (1,6) OBP: 0.307, SLG: 0.410	FC5-4 1B		F9		G5-3			F8		4	0	1	0	0	0	2						
44 Anthony Rizzo, L (1,3) OBP: 0.354, SLG: 0.532	FC5-4 1B		G4-6-3 1-2		G3			P5		4	0	1	0	0	0	1						
12 Alfonso Soriano, R (1,7) OBP: 0.324, SLG: 0.494 51 Steve Clevenger, L (9,PH) OBP: 0.293, SLG: 0.366	FC5-4 1-2		G5-3		K			F9		3	0	0	0	0	1	2						
6 Bryan LaHair, L (1,9) OBP: 0.359, SLG: 0.494	BB		K		K			1B		3	0	1	0	1	2	0						
18 Geovany Soto, R (1,2) OBP: 0.288, SLG: 0.342	G6-3		F9		F9			F9		4	0	0	0	0	1	4						
15 Darwin Barney, R (1,4) OBP: 0.306, SLG: 0.372		G6-3			G4-3			G5-3		3	0	0	0	0	0	0						
24 Luis Valbuena, L (1,5) OBP: 0.257, SLG: 0.388 (7,4)		L7						P3		1	0	0	0	1	0	0						
3 Jeff Baker, R (8,PH) OBP: 0.331, SLG: 0.482 (8,4)			SH3-4 BB					G6-3		1	0	0	0	0	0	0						
22 Matt Garza, R (1,1) OBP: 0.287, SLG: 0.190 41 Justin Cedeno, R (4,1) 40 James Russell, L (7,1) 60 Manny Corpas, R (7,1) 48 Rafael Dolis, R (7,1) 21 Joe Mather, R (7,9) OBP: 0.296, SLG: 0.370			SH3-4 1-2							1	0	0	0	0	1	0						
Inning Stats	R: 0 E: 0 K: 0 S: 13	H: 2 LOB: 3 BB: 1 P: 24	R: 0 E: 0 K: 1 S: 8	H: 0 LOB: 0 BB: 0 P: 10	R: 0 E: 0 K: 0 S: 10	H: 1 LOB: 0 BB: 0 P: 16	R: 0 E: 0 K: 1 S: 7	H: 0 LOB: 0 BB: 0 P: 11	R: 0 E: 0 K: 1 S: 12	H: 0 LOB: 1 BB: 1 P: 12	R: 0 E: 0 K: 1 S: 12	H: 0 LOB: 0 BB: 0 P: 15	R: 0 E: 0 K: 2 S: 9	H: 0 LOB: 0 BB: 0 P: 12	R: 0 E: 0 K: 0 S: 5	H: 0 LOB: 1 BB: 1 P: 9	R: 0 E: 0 K: 0 S: 6	H: 1 LOB: 1 BB: 0 P: 10	1B: 4 2B: 0 3B: 0 HR: 0	SF: 0 SAC: 1 DP: 1 HBP: 0	WP: 0 PB: 0 SB: 0 CS: 0	PA: 33
PITCHER	IP	WLS	BF	H	R	ER	SO	BB	IBB	HBP	BLK	WP	HR	S	P	ERA	WHIP					
35 Jake Westbrook, R (1,1) ERA: 3.6	7.0	W	25	3	0	0	5	2	0	0	0	0	0	65	100	0.00	0.714					
62 Barret Browning, L (8,1) ERA: 2.45	0.2		3	0	0	0	0	1	0	0	0	0	0	4	8	0.00	1.500					
66 Victor Marte, R (8,1) ERA: 4.5	0.1		1	0	0	0	0	0	0	0	0	0	0	1	1	0.00	0.000					
64 Trevor Rosenthal, R (9,1) ERA:	1.0		4	1	0	0	0	0	0	0	0	0	0	6	10	0.00	1.000					

Chicago Cubs @ St. Louis Cardinals
 Busch Stadium, St. Louis, MO
 Sat Jul 21 2012, 6:18 PM - 9:14 PM CDT
 Att: 43,424 - Partly Cloudy - 93 F

AB 29
 R 0
 H 4
 RBI 0
 BB 3
 SO 5
 LOB 10



Batter	1	2	3	4	5	6	7	8	9	AB	R	H	RBI	BB	SO	LOB	BOTTOM					
15 Rafael Furcal, S (1,6) OBP: 0.347, SLG: 0.363 33 Daniel Descalso, L (9,6) OBP: 0.313, SLG: 0.330	G6-3 1B		SH3-4 1B		F8					4	2	2	1	1	0	1						
55 Skip Schumaker, L (1,4) OBP: 0.390, SLG: 0.445 (8,9)	G6-3		SH3-4-5 1-3f		G4-3					4	2	2	3	0	0	1						
7 Matt Holliday, R (1,7) OBP: 0.402, SLG: 0.525 62 Barret Browning, L (8,1) 66 Victor Marte, R (8,1) 64 Trevor Rosenthal, R (9,1)	FC4-6 BB		K							3	1	2	2	2	1	0						
3 Carlos Beltrán, S (1,9) OBP: 0.374, SLG: 0.525 27 Tyler Greene, R (7,PR) OBP: 0.291, SLG: 0.366 (8,4)	FC4-6 1-2f		F8		F8					5	1	2	1	0	1	2						
4 Yadier Molina, R (1,2) OBP: 0.359, SLG: 0.511 48 Tony Cruz, R (7,PH) OBP: 0.191, SLG: 0.328 (8,2)	F8		F7		F8					3	1	0	0	1	0	2						
12 Lance Berkman, S (1,3) OBP: 0.386, SLG: 0.483	K		23 S 1B		G1-6-3 1-2f			F4		5	0	2	0	0	1	5						
23 David Freese, R (1,5) OBP: 0.370, SLG: 0.495			K		K			G6-3		5	2	3	2	0	1	2						
19 Jon Jay, L (1,8) OBP: 0.360, SLG: 0.372					G4-3			G5-3		4	1	1	2	1	0	2						
35 Jake Westbrook, R (1,1) OBP: 0.278, SLG: 0.219 21 Allen Craig, R (7,PH) 13 Matt Carpenter, L (8,7) OBP: 0.357, SLG: 0.476	K							G6-3		2	0	1	0	0	1	2						
Inning Stats	R: 0 E: 0 K: 0 S: 6	H: 0 LOB: 1 BB: 1 P: 10	R: 0 E: 0 K: 2 S: 10	H: 1 LOB: 2 BB: 1 P: 17	R: 0 E: 0 K: 1 S: 6	H: 1 LOB: 0 BB: 0 P: 6	R: 0 E: 0 K: 1 S: 12	H: 1 LOB: 1 BB: 0 P: 17	R: 0 E: 0 K: 0 S: 6	H: 2 LOB: 1 BB: 0 P: 12	R: 12 E: 0 K: 2 S: 37	H: 10 LOB: 2 BB: 3 P: 60	R: 0 E: 0 K: 0 S: 9	H: 1 LOB: 1 BB: 0 P: 13	1B: 7 2B: 10 3B: 1 HR: 0	SF: 0 SAC: 1 DP: 2 HBP: 0	WP: 1 PB: 0 SB: 1 CS: 0	PA: 45				
PITCHER	IP	WLS	BF	H	R	ER	SO	BB	IBB	HBP	BLK	WP	HR	S	P	ERA	WHIP					
22 Matt Garza, R (1,1) ERA: 3.91	3.0	L	13	5	1	1	1	0	0	0	0	0	0	29	43	3.00	1.667					
41 Justin Germano, R (4,1) ERA: 1.04	0.2		8	4	3	3	0	1	1	0	0	0	0	12	25	40.50	7.500					
40 James Russell, L (7,1) ERA: 3.63	0.0		4	3	5	5	0	1	0	0	0	0	0	11	16	∞	∞					
60 Manny Corpas, R (7,1) ERA: 3.5	1.1		8	3	3	3	2	0	0	0	0	1	0	20	29	20.25	2.250					

Chicago Cubs @ St. Louis Cardinals
 Busch Stadium, St. Louis, MO
 Sat Jul 21 2012, 6:18 PM - 9:14 PM CDT
 Att: 43,424 - Partly Cloudy - 93 F

AB 39
 R 12
 H 17
 RBI 12
 BB 5
 SO 6
 LOB 20



Batter	1	2	3	4	5	6	7	8	9	AB	R	H	RBI	BB	SO	LOB	TOP										
5 Reed Johnson, R OBP: 0.354, SLG: 0.451										3	0	0	0	1	1	0											
13 Starlin Castro, R OBP: 0.399, SLG: 0.410										3	2	1	0	1	1	1											
44 Anthony Rizzo, L OBP: 0.344, SLG: 0.500										4	0	0	0	0	3	3											
12 Alfonso Soriano, R OBP: 0.322, SLG: 0.494										4	0	2	2	0	1	1											
1 Tony Campana, L OBP: 0.311, SLG: 0.393										0	0	0	0	0	0	0											
3 Jeff Baker, R OBP: 0.323, SLG: 0.470										3	0	0	0	0	0	1											
9 David DeJesus, L OBP: 0.353, SLG: 0.373										1	0	0	0	0	1	1											
18 Geovany Soto, R OBP: 0.273, SLG: 0.341										3	0	1	0	1	1	1											
21 Joe Mather, R OBP: 0.278, SLG: 0.360										3	0	0	0	0	3	1											
24 Luis Valbuena, L OBP: 0.257, SLG: 0.377										0	0	0	0	1	0	0											
15 Darwin Barney, R OBP: 0.304, SLG: 0.367										4	0	0	0	0	0	3											
29 Jeff Samardzija, R OBP: 0.229, SLG: 0.156										3	0	0	0	0	3	0											
49 Carlos Marmol, R OBP: 0.229, SLG: 0.156										0	0	0	0	0	0	0											
Inning Stats	R: 0 E: 0 K: 1 S: 8	H: 0 LOB: 1 BB: 1 P: 19	R: 0 E: 0 K: 1 S: 7	H: 0 LOB: 0 BB: 0 P: 12	R: 0 E: 0 K: 2 S: 10	H: 0 LOB: 0 BB: 0 P: 13	R: 1 E: 0 K: 2 S: 12	H: 1 LOB: 1 BB: 1 P: 21	R: 0 E: 0 K: 2 S: 10	H: 0 LOB: 0 BB: 0 P: 15	R: 0 E: 0 K: 1 S: 10	H: 0 LOB: 0 BB: 0 P: 12	R: 0 E: 0 K: 1 S: 10	H: 0 LOB: 0 BB: 0 P: 12	R: 1 E: 1 K: 2 S: 19	H: 2 LOB: 2 BB: 2 P: 32	1B: 2 2B: 2 3B: 0 HR: 0	SF: 0 SAC: 0 DP: 0 HBP: 0	WP: 0 PB: 0 SB: 0 CS: 0	PA: 35							
PITCHER	IP	WLS	BF	H	R	ER	SO	BB	IBB	HBP	BLK	WP	HR	S	P	ERA	WHIP										
45 Erik Bedard, L ERA: 4.32	7.0	L	25	2	1	1	11	2	0	0	0	0	0	67	113	1.29	0.571										
30 Chris Resop, R ERA: 3.23	1.0		4	1	1	1	1	0	0	0	0	0	0	14	16	9.00	1.000										
44 Tony Watson, L ERA: 4.6	0.2		3	1	0	0	2	0	0	0	0	0	0	8	13	0.00	1.500										
47 Evan Meek, R ERA: 7.36	0.1		3	0	0	0	0	2	0	0	0	0	0	7	15	0.00	6.000										

Chicago Cubs @ Pittsburgh Pirates
PNC Park, Pittsburgh, PA
Mon Jul 23 2012, 7:08 PM - 10:00 PM EDT
Att: 27,586 - Partly Cloudy - 84 F

AB 31
R 2
H 4
RBI 2
BB 4
SO 14
LOB 12



Batter	1	2	3	4	5	6	7	8	9	AB	R	H	RBI	BB	SO	LOB	BOTTOM										
7 Alex Presley, L OBP: 0.270, SLG: 0.366										4	0	0	0	0	1	1											
18 Neil Walker, S OBP: 0.382, SLG: 0.427										4	0	0	0	0	1	1											
22 Andrew McCutchen, R OBP: 0.429, SLG: 0.642										2	0	1	0	1	1	0											
46 Garrett Jones, L OBP: 0.289, SLG: 0.490										3	0	0	0	0	1	2											
14 Casey McGehee, R OBP: 0.307, SLG: 0.397										3	0	0	0	0	0	0											
24 Pedro Alvarez, L OBP: 0.298, SLG: 0.497										3	0	0	0	0	0	0											
26 Rod Barajas, R OBP: 0.285, SLG: 0.374										3	0	0	0	0	1	0											
12 Clint Barmes, R OBP: 0.232, SLG: 0.290										2	0	0	0	0	0	0											
5 Josh Harrison, R OBP: 0.298, SLG: 0.380										1	0	1	0	0	0	0											
45 Erik Bedard, L OBP: 0.071, SLG: 0.071										2	0	0	0	0	1	0											
30 Chris Resop, R										0	0	0	0	0	0	0											
44 Tony Watson, L										0	0	0	0	0	0	0											
47 Evan Meek, R										0	0	0	0	0	0	0											
17 Drew Sutton, S OBP: 0.303, SLG: 0.417										1	0	0	0	0	1	1											
Inning Stats	R: 0 E: 0 K: 1 S: 11	H: 0 LOB: 1 BB: 1 P: 20	R: 0 E: 0 K: 1 S: 5	H: 0 LOB: 0 BB: 0 P: 7	R: 0 E: 0 K: 0 S: 12	H: 0 LOB: 0 BB: 0 P: 16	R: 0 E: 0 K: 0 S: 9	H: 1 LOB: 0 BB: 0 P: 13	R: 0 E: 0 K: 0 S: 5	H: 0 LOB: 0 BB: 0 P: 6	R: 0 E: 0 K: 1 S: 12	H: 0 LOB: 0 BB: 0 P: 14	R: 0 E: 0 K: 2 S: 11	H: 0 LOB: 0 BB: 0 P: 15	R: 0 E: 0 K: 0 S: 6	H: 0 LOB: 0 BB: 0 P: 8	R: 0 E: 0 K: 2 S: 11	H: 1 LOB: 1 BB: 0 P: 13	1B: 2 2B: 0 3B: 0 HR: 0	SF: 0 SAC: 0 DP: 0 HBP: 0	WP: 0 PB: 0 SB: 0 CS: 1	PA: 29					
PITCHER	IP	WLS	BF	H	R	ER	SO	BB	IBB	HBP	BLK	WP	HR	S	P	ERA	WHIP										
29 Jeff Samardzija, R ERA: 4.25	8.0	W	25	1	0	0	5	1	0	0	0	0	0	11	99	0.00	0.250										
49 Carlos Marmol, R ERA: 5.22	1.0	S	4	1	0	0	2	0	0	0	0	0	0	11	13	0.00	1.000										

Chicago Cubs @ Pittsburgh Pirates
PNC Park, Pittsburgh, PA
Mon Jul 23 2012, 7:08 PM - 10:00 PM EDT
Att: 27,586 - Partly Cloudy - 84 F

AB 28
R 0
H 2
RBI 0
BB 1
SO 7
LOB 5



Batter	1	2	3	4	5	6	7	8	9	AB	R	H	RBI	BB	SO	LOB	TOP										
9 David DeJesus, L (1, 8) OBP: 0.354, SLG: 0.375										4	0	1	2	1	1	0	Chicago Cubs @ Pittsburgh Pirates PNC Park, Pittsburgh, PA Tue Jul 24 2012, 7:07 PM - 9:34 PM EDT Att: 32,497 - Partly Cloudy - 83 F										
13 Starlin Castro, R (1, 6) OBP: 0.307, SLG: 0.415										5	1	1	1	0	1	5											
44 Anthony Rizzo, L (1, 3) OBP: 0.340, SLG: 0.489										4	1	1	0	0	0	1											
12 Alfonso Soriano, R (1, 7) OBP: 0.324, SLG: 0.503										4	1	2	2	0	2	0											
49 Carlos Marmol, R (9, 1)										0	0	0	0	0	0	0											
6 Bryan LaHair, L (1, 9) OBP: 0.356, SLG: 0.486										4	0	0	0	0	2	1											
1 Tony Campana, L (8, 9) OBP: 0.311, SLG: 0.303										0	0	0	0	0	0	0											
18 Geovany Soto, R (1, 2) OBP: 0.273, SLG: 0.335										3	1	0	0	1	1	1											
15 Darwin Barney, R (1, 4) OBP: 0.304, SLG: 0.366										4	0	1	0	0	0	1											
24 Luis Valbuena, L (1, 5) OBP: 0.256, SLG: 0.367										3	1	0	0	1	1	1											
28 Paul Maholm, L (1, 1) OBP: 0.103, SLG: 0.135										2	0	0	0	1	1	0											
5 Reed Johnson, R (9, PH) OBP: 0.358, SLG: 0.454										1	0	1	0	0	0	0											
Inning Stats	R: 1 H: 1 E: 0 K: 2 S: 10	H: 1 LOB: 0 BB: 0 P: 14	R: 0 H: 0 E: 0 K: 1 S: 8	H: 0 LOB: 0 BB: 0 P: 11	R: 0 H: 0 E: 0 K: 1 S: 6	H: 0 LOB: 0 BB: 1 P: 8	R: 0 H: 0 E: 0 K: 1 S: 10	H: 0 LOB: 0 BB: 0 P: 12	R: 2 H: 1 E: 0 K: 0 S: 11	H: 3 LOB: 2 BB: 3 P: 25	R: 0 H: 0 E: 1 K: 2 S: 10	H: 0 LOB: 1 BB: 0 P: 13	R: 0 H: 1 E: 0 K: 1 S: 11	H: 1 LOB: 0 BB: 0 P: 13	R: 0 H: 1 E: 0 K: 0 S: 9	H: 1 LOB: 2 BB: 1 P: 18	1B: 4 2B: 1 3B: 0 HR: 2	SF: 0 SAC: 0 DP: 1 HBP: 0	WP: 1 PB: 0 SB: 3 CS: 0	PA: 38							
PITCHER	IP	WLS	BF	H	R	ER	SO	BB	IBB	HBP	BLK	WP	HR	S	P	ERA	WHIP										
53 James McDonald, R (1, 1) ERA: 3.15	6.0	L	26	5	5	5	6	2	1	0	0	1	2	57	87	7.50	1.167										
48 Jared Hughes, R (7, 1) ERA: 1.94	1.0		4	0	0	0	2	0	0	0	0	0	0	10	13	0.00	0.000										
32 Brad Lincoln, R (8, 1) ERA: 2.81	1.0		3	1	0	0	1	0	0	0	0	0	0	11	13	0.00	1.000										
47 Evan Meek, R (9, 1) ERA: 6.75	1.0		5	1	0	0	0	1	0	0	0	0	0	9	18	0.00	2.000										

Batter	1	2	3	4	5	6	7	8	9	AB	R	H	RBI	BB	SO	LOB	BOTTOM										
17 Drew Sutton, S (1, 7) OBP: 0.294, SLG: 0.403										4	0	0	0	0	3	1	Chicago Cubs @ Pittsburgh Pirates PNC Park, Pittsburgh, PA Tue Jul 24 2012, 7:07 PM - 9:34 PM EDT Att: 32,497 - Partly Cloudy - 83 F										
18 Neil Walker, S (1, 4) OBP: 0.360, SLG: 0.427										4	0	1	0	0	0	0											
22 Andrew McCutchen, R (1, 8) OBP: 0.427, SLG: 0.636										3	0	0	0	1	1	0											
46 Garrett Jones, L (1, 9) OBP: 0.288, SLG: 0.498										4	1	1	1	0	1	2											
14 Casey McGehee, R (1, 3) OBP: 0.306, SLG: 0.394										4	0	1	0	0	0	2											
24 Pedro Alvarez, L (1, 5) OBP: 0.299, SLG: 0.495										3	0	1	0	0	1	0											
26 Rod Barajas, R (1, 2) OBP: 0.281, SLG: 0.369										3	0	0	0	0	1	2											
12 Clint Barmes, R (1, 6) OBP: 0.233, SLG: 0.291										3	0	1	0	0	0	0											
53 James McDonald, L (1, 1) OBP: 0.228, SLG: 0.356										0	0	0	0	1	0	0											
5 Josh Harrison, R (5, PH) OBP: 0.296, SLG: 0.377										1	0	0	0	0	0	0											
48 Jared Hughes, R (7, 1) ERA: 1.94										0	0	0	0	0	0	0											
32 Brad Lincoln, L (8, 1) OBP: 0.349, SLG: 0.399										0	0	0	0	0	0	0											
62 Gorkys Hernandez, R (8, PH) OBP: 0.162, SLG: 0.057										1	0	0	0	0	0	1											
47 Evan Meek, R (9, 1) ERA: 6.75										0	0	0	0	0	0	0											
Inning Stats	R: 0 H: 0 E: 0 K: 1 S: 7	H: 0 LOB: 0 BB: 0 P: 11	R: 0 H: 0 E: 0 K: 1 S: 9	H: 0 LOB: 0 BB: 0 P: 14	R: 0 H: 0 E: 0 K: 1 S: 13	H: 0 LOB: 1 BB: 1 P: 24	R: 1 H: 1 E: 0 K: 0 S: 10	H: 1 LOB: 0 BB: 0 P: 19	R: 0 H: 0 E: 0 K: 0 S: 5	H: 0 LOB: 0 BB: 0 P: 6	R: 0 H: 2 E: 0 K: 2 S: 11	H: 2 LOB: 2 BB: 0 P: 16	R: 0 H: 1 E: 0 K: 1 S: 8	H: 1 LOB: 0 BB: 0 P: 12	R: 0 H: 1 E: 0 K: 0 S: 7	H: 1 LOB: 1 BB: 1 P: 16	1B: 3 2B: 1 3B: 0 HR: 1	SF: 0 SAC: 0 DP: 2 HBP: 0	WP: 0 PB: 0 SB: 0 CS: 0	PA: 32							
PITCHER	IP	WLS	BF	H	R	ER	SO	BB	IBB	HBP	BLK	WP	HR	S	P	ERA	WHIP										
28 Paul Maholm, L (1, 1) ERA: 3.88	8.0	W	28	4	1	1	7	1	0	0	0	0	0	70	110	1.12	0.625										
49 Carlos Marmol, R (9, 1) ERA: 5.04	1.0		4	1	0	0	0	1	0	0	0	0	0	7	16	0.00	2.000										


AB	34
R	5
H	7
RBI	5
BB	4
SO	9
LOB	10



Batter	1	2	3	4	5	6	7	8	9	AB	R	H	RBI	BB	SO	LOB	TOP										
9 David DeJesus, L (1,8) OBP: 0.355, SLG: 0.380	L9		44 1B 2B		F8			1B		4	1	2	0	0	0	0											
13 Starlin Castro, R (1,6) OBP: 0.394, SLG: 0.411	G6-3		K			G6-3		F8		4	0	0	0	0	1	2											
44 Anthony Rizzo, L (1,3) OBP: 0.357, SLG: 0.527	HR		2-H 1B			BB		K		3	1	2	2	1	1	1											
6 Bryan LaHair, L (1,9) OBP: 0.351, SLG: 0.479	G5-3		K			F7			F9	4	0	0	0	0	1	2											
51 Steve Clevenger, L (1,2) OBP: 0.273, SLG: 0.347		24 CS BB			F8	G4-3			G4-3	3	0	0	0	1	0	1											
24 Luis Valbuena, L (1,5) OBP: 0.248, SLG: 0.354		K			P5			K		4	0	0	0	0	3	1											
15 Darwin Barney, R (1,4) OBP: 0.304, SLG: 0.369					G3-1			G6-3		3	0	1	0	0	0	0											
1 Tony Campana, L (1,7) OBP: 0.305, SLG: 0.297					K			G4-3		3	0	0	0	0	1	1											
46 Ryan Dempster, R (1,1) OBP: 0.094, SLG: 0.156					G4-3			G4-3																			
57 Scott Maine, L (7,1)					G6-3																						
60 Manny Corpas, R (7,1)					G5-3			K		2	0	0	0	0	0	0											
5 Reed Johnson, R (8,PH) OBP: 0.356, SLG: 0.451										0	0	0	0	0	0	0											
54 Shawn Camp, R (8,1)										0	0	0	0	0	0	0											
Inning Stats	R: 1 E: 0 K: 0 S: 8	H: 1 LOB: 0 BB: 0 P: 9	R: 0 E: 0 K: 2 S: 8	H: 1 LOB: 1 BB: 1 P: 16	R: 1 E: 0 K: 2 S: 12	H: 2 LOB: 1 BB: 0 P: 18	R: 0 E: 0 K: 0 S: 6	H: 0 LOB: 0 BB: 0 P: 7	R: 0 E: 0 K: 0 S: 8	H: 0 LOB: 0 BB: 0 P: 13	R: 0 E: 0 K: 0 S: 7	H: 0 LOB: 1 BB: 1 P: 15	R: 0 E: 0 K: 1 S: 7	H: 0 LOB: 0 BB: 0 P: 11	R: 0 E: 0 K: 2 S: 14	H: 1 LOB: 1 BB: 0 P: 20	R: 0 E: 0 K: 1 S: 6	H: 0 LOB: 0 BB: 0 P: 10	1B: 2 2B: 2 3B: 0 HR: 1	SF: 0 SAC: 0 DP: 0 HBP: 0	WP: 0 PB: 0 SB: 0 CS: 1	PA: 33					
PITCHER	IP	WLS	BF	H	R	ER	SO	BB	IBB	HBP	BLK	WP	HR	S	P	ERA	WHIP										
29 Kevin Correia, R (1,1) ERA: 4.24	6.0	W	23	4	2	2	4	2	0	0	0	0	1	49	78	3.00	1.000										
48 Jared Hughes, R (7,1) ERA: 1.5	1.0	H	3	0	0	0	1	0	0	0	0	0	0	7	11	0.00	0.000										
39 Jason Grilli, R (8,1) ERA: 1.91	1.0	H	4	1	0	0	2	0	0	0	0	0	0	14	20	0.00	1.000										
52 Joel Hanrahan, R (9,1) ERA: 2.06	1.0	S	3	0	0	0	1	0	0	0	0	0	0	6	10	0.00	0.000										

Chicago Cubs @ Pittsburgh Pirates
PNC Park, Pittsburgh, PA
Wed Jul 25 2012, 12:37 PM - 3:08 PM EDT
Att: 33,935 - Sunny - 78 F


AB 31
R 2
H 5
RBI 2
BB 2
SO 8
LOB 8



Batter	1	2	3	4	5	6	7	8	9	AB	R	H	RBI	BB	SO	LOB	BOTTOM										
7 Alex Presley, L (1,7) OBP: 0.269, SLG: 0.364	G3		G3			22 1B 46 2B 1B		G3		4	1	1	0	0	0	0											
18 Neil Walker, S (1,4) OBP: 0.359, SLG: 0.434	HR				G4-3			K		4	1	1	1	0	2	1											
22 Andrew McCutchen, R (1,8) OBP: 0.426, SLG: 0.634					G1			K		3	0	1	0	0	1	0											
46 Garrett Jones, L (1,9) OBP: 0.289, SLG: 0.500								1B		3	0	1	1	0	1	0											
39 Jason Grilli, R (8,1)					K					0	0	0	0	0	0	0											
52 Joel Hanrahan, R (9,1)										0	0	0	0	0	0	0											
14 Casey McGehee, R (1,3) OBP: 0.302, SLG: 0.390					G1-3			F8		3	0	0	0	0	1	2											
24 Pedro Alvarez, L (1,5) OBP: 0.296, SLG: 0.490					G1-3			G4-3		3	0	0	0	0	1	0											
55 Michael McKenry, R (1,2) OBP: 0.328, SLG: 0.526								K		3	1	1	1	0	2	0											
12 Clint Barmes, R (1,6) OBP: 0.231, SLG: 0.288					P4			G4-3		3	0	0	0	0	0	0											
29 Kevin Correia, R (1,1) OBP: 0.143, SLG: 0.143					F7					1	0	0	0	0	0	0											
5 Josh Harrison, R (6,PH) OBP: 0.294, SLG: 0.374										1	0	0	0	0	0	0											
48 Jared Hughes, R (7,1)										0	0	0	0	0	0	0											
62 Gorkys Hernández, R (8,9) OBP: 0.154, SLG: 0.083										1	0	0	0	0	0	0											
Inning Stats	R: 1 E: 0 K: 1 S: 15	H: 1 LOB: 0 BB: 0 P: 21	R: 0 E: 0 K: 3 S: 9	H: 0 LOB: 0 BB: 0 P: 13	R: 0 E: 0 K: 0 S: 9	H: 0 LOB: 0 BB: 0 P: 13	R: 0 E: 0 K: 1 S: 8	H: 0 LOB: 0 BB: 0 P: 13	R: 1 E: 0 K: 0 S: 8	H: 3 LOB: 2 BB: 0 P: 21	R: 0 E: 0 K: 1 S: 9	H: 0 LOB: 0 BB: 0 P: 12	R: 0 E: 0 K: 1 S: 9	H: 0 LOB: 0 BB: 0 P: 10	1B: 2 2B: 1 3B: 0 HR: 2	SF: 0 SAC: 0 DP: 0 HBP: 0	WP: 0 PB: 0 SB: 0 CS: 0	PA: 29									
PITCHER	IP	WLS	BF	H	R	ER	SO	BB	IBB	HBP	BLK	WP	HR	S	P	ERA	WHIP										
46 Ryan Dempster, R (1,1) ERA: 2.25	6.0	L	23	5	3	3	6	0	0	0	0	0	0	2	64	4.50	0.833										
57 Scott Maine, L (7,1) ERA: 5.29	0.1		1	0	0	0	0	0	0	0	0	0	0	2	5	0.00	0.000										
60 Manny Corpas, R (7,1) ERA: 3.38	0.2		2	0	0	0	1	0	0	0	0	0	0	7	7	0.00	0.000										
54 Shawn Camp, R (8,1) ERA: 2.74	1.0		3	0	0	0	1	0	0	0	0	0	0	9	10	0.00	0.000										

Chicago Cubs @ Pittsburgh Pirates
PNC Park, Pittsburgh, PA
Wed Jul 25 2012, 12:37 PM - 3:08 PM EDT
Att: 33,935 - Sunny - 78 F

AB 29
R 3
H 5
RBI 3
BB 0
SO 8
LOB 3



Batter	1	2	3	4	5	6	7	8	9	AB	R	H	RBI	BB	SO	LOB	TOP			
15 Rafael Furcal, S OBP: 0.341, SLG: 0.352	G6-3	G4-3	F7	K	K			K		5	0	0	0	0	2	3				
19 Jon Jay, L OBP: 0.372, SLG: 0.382	F8	G4-3	G6-3					HBP	BB	3	1	0	0	1	0	1				
7 Matt Holliday, R OBP: 0.407, SLG: 0.545	HR		F8		F9			1B	1B	5	1	3	2	0	0	0				
21 Allen Craig, R OBP: 0.362, SLG: 0.575	K		F7		HR			F9	G5-4-3	5	1	1	1	0	1	2				
12 Lance Berkman, S OBP: 0.400, SLG: 0.515		4 HR	HR		F9			P6		4	2	2	1	0	0	1				
4 Yadier Molina, R OBP: 0.353, SLG: 0.506		HR	K		L9			F8		4	1	1	2	0	1	1				
13 Matt Carpenter, L OBP: 0.356, SLG: 0.476		3B	HR		F7			K		3	2	1	1	1	1	0				
33 Daniel Descalso, L OBP: 0.326, SLG: 0.346		3B	P6					15 S	1B	3	1	2	1	1	0	0				
31 Lance Lynn, S OBP: 0.335, SLG: 0.396		SF9						K		0	0	0	1	1	0	0				
27 Tyler Greene, R OBP: 0.276, SLG: 0.289										1	0	0	0	0	1	1				
40 Brian Fuentes, L OBP: 0.276, SLG: 0.289										0	0	0	0	0	0	0				
62 Barret Browning, L OBP: 0.350, SLG: 0.454										0	0	0	0	0	0	0				
55 Skip Schumaker, L OBP: 0.350, SLG: 0.454										0	0	0	0	0	0	0				
59 Fernando Salas, R OBP: 0.350, SLG: 0.454										0	0	0	0	0	0	0				
34 Marc Rzepczynski, L OBP: 0.350, SLG: 0.454										0	0	0	0	0	0	0				
30 Jason Motte, R OBP: 0.350, SLG: 0.454										0	0	0	0	0	0	0				
Inning Stats	R: 1 E: 0 K: 1 S: 10	H: 1 LOB: 0 BB: 0 P: 17	R: 4 E: 0 K: 0 S: 13	H: 3 LOB: 0 BB: 1 P: 24	R: 1 E: 0 K: 1 S: 10	H: 1 LOB: 1 BB: 1 P: 16	R: 1 E: 0 K: 0 S: 10	H: 1 LOB: 0 BB: 0 P: 17	R: 0 E: 0 K: 2 S: 12	H: 0 LOB: 1 BB: 1 P: 18	R: 1 E: 0 K: 0 S: 9	H: 1 LOB: 1 BB: 0 P: 17	R: 0 E: 0 K: 3 S: 13	H: 1 LOB: 0 BB: 0 P: 20	R: 0 E: 0 K: 0 S: 8	H: 1 LOB: 0 BB: 1 P: 15	1B: 4 2B: 0 3B: 1 HR: 5	SF: 1 SAC: 0 DP: 1 HBP: 1	WP: 0 PB: 0 SB: 2 CS: 0	PA: 40
PITCHER	IP: 5.0 WLS: L BF: 24	H: 7 R: 8 ER: 8 SO: 2	BB: 2 IBB: 0 HBP: 0 BLK: 0	WP: 0 HR: 5 S: 51 P: 84	ERA: 14.40 WHIP: 1.800	IP: 1.0 WLS: L BF: 4	H: 0 R: 0 ER: 0 SO: 2	BB: 1 IBB: 0 HBP: 0 BLK: 0	WP: 0 HR: 12 S: 17 P: 18	ERA: 0.00 WHIP: 1.000	IP: 1.0 WLS: L BF: 5	H: 1 R: 1 ER: 1 SO: 2	BB: 0 IBB: 0 HBP: 1 BLK: 0	WP: 0 HR: 9 S: 20 P: 20	ERA: 0.00 WHIP: 2.000					

St. Louis Cardinals @ Chicago Cubs
Wrigley Field, Chicago, IL
Fri Jul 27 2012, 1:23 PM - 4:25 PM CDT
Att: 40,778 - Partly Cloudy - 77 F

AB	34
R	9
H	10
RBI	9
BB	4
SO	7
LOB	10



Batter	1	2	3	4	5	6	7	8	9	AB	R	H	RBI	BB	SO	LOB	BOTTOM			
9 David DeJesus, L OBP: 0.353, SLG: 0.383	13 1B	L9	K					G6-3	F7	5	1	1	0	0	1	1				
13 Starlin Castro, R OBP: 0.309, SLG: 0.419	44 HR		44 1B		G5-3			5 F8	12 BB	4	2	3	1	0	0	0				
44 Anthony Rizzo, L OBP: 0.557	HR		12 2B		F8			L8		4	2	2	3	0	0	1				
12 Alfonso Soriano, R OBP: 0.326, SLG: 0.504	K		18 1B		G4-3			BB		3	1	1	1	1	1	0				
6 Bryan LaHair, L OBP: 0.351, SLG: 0.475			F7					F8		2	0	0	0	1	1	1				
5 Reed Johnson, R OBP: 0.354, SLG: 0.448			18 CS							1	0	0	0	0	0	2				
18 Geovany Soto, R OBP: 0.277, SLG: 0.345			15 G6-3		P6			F8		4	0	2	1	0	0	2				
15 Darwin Barney, R OBP: 0.301, SLG: 0.364	G6-3		G6-3		K				G6-3	4	0	0	0	0	1	2				
24 Luis Valbuena, L OBP: 0.256, SLG: 0.353	F7		37 CS		G6-3			G6-3		3	0	1	0	1	0	0				
37 Travis Wood, R OBP: 0.317, SLG: 0.348								G4-3		2	0	0	0	0	1	1				
16 Jeff Belliveau, L OBP: 0.317, SLG: 0.348										0	0	0	0	0	0	0				
60 Manny Corpas, R OBP: 0.317, SLG: 0.348										0	0	0	0	0	0	0				
3 Jeff Baker, R OBP: 0.317, SLG: 0.348										1	0	0	0	0	0	0				
40 James Russell, L OBP: 0.317, SLG: 0.348										0	0	0	0	0	0	0				
54 Shawn Camp, R OBP: 0.317, SLG: 0.348										0	0	0	0	0	0	0				
21 Joe Mather, R OBP: 0.317, SLG: 0.348										1	0	0	0	0	0	1				
Inning Stats	R: 3 E: 0 K: 1 S: 20	H: 4 LOB: 1 BB: 1 P: 32	R: 0 E: 0 K: 0 S: 10	H: 0 LOB: 0 BB: 0 P: 16	R: 3 E: 0 K: 0 S: 13	H: 4 LOB: 0 BB: 1 P: 21	R: 0 E: 0 K: 2 S: 7	H: 0 LOB: 0 BB: 1 P: 16	R: 0 E: 0 K: 0 S: 11	H: 0 LOB: 0 BB: 0 P: 13	R: 0 E: 0 K: 0 S: 7	H: 0 LOB: 0 BB: 0 P: 10	R: 0 E: 0 K: 0 S: 9	H: 1 LOB: 2 BB: 1 P: 16	R: 0 E: 0 K: 1 S: 11	H: 1 LOB: 1 BB: 0 P: 16	1B: 5 2B: 2 3B: 2 HR: 1	SF: 0 SAC: 0 DP: 1 HBP: 0	WP: 0 PB: 0 SB: 0 CS: 2	PA: 37
PITCHER	IP: 5.0 WLS: W BF: 22	H: 6 R: 6 ER: 6 SO: 3	BB: 2 IBB: 0 HBP: 0 BLK: 0	WP: 1 HR: 1 S: 57 P: 95	ERA: 10.80 WHIP: 2.000	IP: 1.0 WLS: S BF: 4	H: 1 R: 0 ER: 0 SO: 1	BB: 0 IBB: 0 HBP: 0 BLK: 0	WP: 0 HR: 11 S: 16 P: 16	ERA: 0.00 WHIP: 1.000										

St. Louis Cardinals @ Chicago Cubs
Wrigley Field, Chicago, IL
Fri Jul 27 2012, 1:23 PM - 4:25 PM CDT
Att: 40,778 - Partly Cloudy - 77 F

AB	34
R	6
H	10
RBI	6
BB	3
SO	6
LOB	11



Batter	1	2	3	4	5	6	7	8	9	AB	R	H	RBI	BB	SO	LOB	TOP												
55 Skip Schumaker, L (1,4) OBP: 0.398, SLG: 0.433										4	1	2	0	1	2	1	St. Louis Cardinals @ Chicago Cubs Wrigley Field, Chicago, IL Sat Jul 28 2012, 12:08 PM - 3:00 PM CDT Att: 41,276 - Partly Cloudy - 76 F livebaseballscorecards.com												
19 Jon Jay L (1,8) OBP: 0.368, SLG: 0.374										4	0	0	0	1	0	5													
7 Matt Holliday, R (1,7) OBP: 0.406, SLG: 0.540										3	0	0	0	1	0	1													
3 Carlos Beltrán, S (1,9) OBP: 0.360, SLG: 0.520										4	0	0	1	0	3	2													
12 Lance Berkman, S (1,3) OBP: 0.393, SLG: 0.493										3	1	0	0	1	2	2													
4 Yadier Molina, R (1,2) OBP: 0.355, SLG: 0.505										3	0	1	0	1	1	2													
13 Matt Carpenter, L (1,5) OBP: 0.399, SLG: 0.470										2	0	0	0	2	0	1													
33 Daniel Descalso, L (1,6) OBP: 0.329, SLG: 0.351										3	0	2	1	0	0	1													
27 Tyler Greene, R (9, PR) OBP: 0.276, SLG: 0.359										0	0	0	0	0	0	0													
58 Joe Kelly, R (1,1) OBP: 0.125, SLG: 0.125										3	0	0	0	0	1	4													
40 Brian Fuentes, L (7,1) OBP: 0.355, SLG: 0.505										0	0	0	0	0	0	0													
62 Barret Browning, L (8,1) OBP: 0.361, SLG: 0.573										1	0	0	0	0	0	1													
21 Allen Craig, R (9, PH) OBP: 0.361, SLG: 0.573										0	0	0	0	0	0	0													
Inning Stats	R: 1 E: 0 K: 1 S: 10	H: 0 LOB: 2 BB: 3 P: 22	R: 0 E: 0 K: 0 S: 11	H: 2 LOB: 2 BB: 0 P: 17	R: 0 E: 0 K: 2 S: 7	H: 0 LOB: 0 BB: 0 P: 9	R: 0 E: 0 K: 1 S: 13	H: 0 LOB: 1 BB: 2 P: 20	R: 0 E: 0 K: 1 S: 8	H: 0 LOB: 0 BB: 0 P: 14	R: 1 E: 0 K: 2 S: 9	H: 1 LOB: 0 BB: 2 P: 22	R: 0 E: 0 K: 0 S: 6	H: 1 LOB: 0 BB: 0 P: 8	R: 0 E: 0 K: 1 S: 13	H: 0 LOB: 1 BB: 1 P: 17	R: 0 E: 0 K: 1 S: 15	H: 1 LOB: 2 BB: 0 P: 22	1B: 5 2B: 0 3B: 0 HR: 0	SF: 1 SAC: 0 DP: 1 HBP: 0	WP: 1 PB: 0 SB: 1 CS: 0	PA: 38							
PITCHER	IP: 6.0 WLS: 1.0 BF: 27 ERA: 4.19	WLS: 3 IP: 1.0 BF: 3	H: 3 R: 2 ER: 2 SO: 7	H: 2 R: 0 ER: 0 SO: 7	H: 0 R: 0 ER: 0 SO: 7	H: 0 R: 0 ER: 0 SO: 9	H: 0 R: 0 ER: 0 SO: 13	H: 1 R: 0 ER: 0 SO: 20	H: 0 R: 0 ER: 0 SO: 14	H: 0 R: 0 ER: 0 SO: 14	IP: 6.0 WLS: 1.0 BF: 27 ERA: 4.19	WLS: 3 IP: 1.0 BF: 3	H: 3 R: 2 ER: 2 SO: 7	H: 2 R: 0 ER: 0 SO: 7	H: 0 R: 0 ER: 0 SO: 7	H: 0 R: 0 ER: 0 SO: 9	H: 0 R: 0 ER: 0 SO: 13	H: 1 R: 0 ER: 0 SO: 20	H: 0 R: 0 ER: 0 SO: 14	H: 0 R: 0 ER: 0 SO: 14	IP: 6.0 WLS: 1.0 BF: 27 ERA: 4.19	WLS: 3 IP: 1.0 BF: 3	H: 3 R: 2 ER: 2 SO: 7	H: 2 R: 0 ER: 0 SO: 7	H: 0 R: 0 ER: 0 SO: 7	H: 0 R: 0 ER: 0 SO: 9	H: 0 R: 0 ER: 0 SO: 13	H: 1 R: 0 ER: 0 SO: 20	H: 0 R: 0 ER: 0 SO: 14

Batter	1	2	3	4	5	6	7	8	9	AB	R	H	RBI	BB	SO	LOB	BOTTOM
9 David DeJesus, L (1,8) OBP: 0.358, SLG: 0.386										3	1	2	0	1	1	0	St. Louis Cardinals @ Chicago Cubs Wrigley Field, Chicago, IL Sat Jul 28 2012, 12:08 PM - 3:00 PM CDT Att: 41,276 - Partly Cloudy - 76 F livebaseballscorecards.com
13 Starlin Castro, R (1,6) OBP: 0.398, SLG: 0.420										4	1	1	0	0	2	4	
44 Anthony Rizzo, L (1,3) OBP: 0.349, SLG: 0.535										4	0	0	0	0	1	3	
12 Alfonso Soriano, R (1,7) OBP: 0.325, SLG: 0.507										4	0	1	2	0	1	1	
49 Carlos Marmol, R (9,1) OBP: 0.303, SLG: 0.295										0	0	0	0	0	0	0	
6 Bryan LaHair, L (1,9) OBP: 0.351, SLG: 0.472										2	0	0	0	1	0	1	
1 Tony Campana, L (7, PR) OBP: 0.303, SLG: 0.295										1	1	0	0	0	0	0	
18 Geovany Soto, R (1,2) OBP: 0.276, SLG: 0.345										3	0	1	0	0	0	1	

Batter	1	2	3	4	5	6	7	8	9	10	AB	R	H	RBI	BB	SO	LOB	TOP						
33 Daniel Descalso, L OBP: 0.327, SLG: 0.344	G3		G6-3		G3-1		BB		G4-3		4	0	0	0	1	0	2	St. Louis Cardinals @ Chicago Cubs Wrigley Field, Chicago, IL Sun Jul 29 2012, 1:24 PM - 4:44 PM CDT Att. 39,534 - Partly Cloudy - 80 F						
21 Allen Craig, R OBP: 0.354, SLG: 0.560	G6-3		G6-3		G6-3	L5	F9		K		5	0	0	0	0	1	3							
7 Matt Holliday, R OBP: 0.404, SLG: 0.535	G6-3		G6-3		BB	F9		G4-3			4	0	0	0	1	1	0							
3 Carlos Beltrán, S OBP: 0.358, SLG: 0.524	K		F8		P3			HR			5	1	1	1	0	1	1							
4 Yadier Molina, R OBP: 0.356, SLG: 0.503	K		K					F9			5	0	2	0	0	2	1							
23 David Freese, R OBP: 0.385, SLG: 0.504	E6		1B		BB			2B			4	1	2	0	1	0	2							
13 Matt Carpenter, L OBP: 0.277, SLG: 0.474			FC4-6					1B			3	0	1	0	1	1	3							
41 Mitchell Boggs, R			K					2B			0	0	0	0	0	0	0							
64 Trevor Rosenthal, R								IBB			0	0	0	0	0	0	0							
27 Tyler Greene, R OBP: 0.277, SLG: 0.360	F8		F8		1B			G3			2	0	1	1	0	0	0							
55 Skip Schumaker, L OBP: 0.395, SLG: 0.430											1	0	0	0	0	0	2							
50 Adam Wainwright, R OBP: 0.118, SLG: 0.192			K		F8			BB			2	0	0	0	0	1	2							
12 Lance Berkman, S OBP: 0.342, SLG: 0.495											0	0	0	0	0	0	0							
58 Joe Kelly, R OBP: 0.145, SLG: 0.145											0	0	0	0	0	0	0							
62 Barret Browning, L											0	0	0	0	0	0	0							
59 Fernando Salas, R											0	0	0	0	0	0	0							
34 Marc Rzepczynski, L											0	0	0	0	0	0	0							
19 Jon Jay, L											1	0	0	0	0	0	0							
OBP: 0.267, SLG: 0.373											0	0	0	0	0	0	0							
Inning Stats	R: 0 E: 0 K: 0 S: 6	H: 0 LOB: 0 BB: 0 P: 14	R: 0 E: 1 K: 2 S: 9	H: 1 LOB: 2 BB: 1 P: 17	R: 0 E: 0 K: 1 S: 8	H: 0 LOB: 0 BB: 0 P: 12	R: 0 E: 0 K: 1 S: 9	H: 0 LOB: 1 BB: 1 P: 16	R: 0 E: 0 K: 0 S: 6	H: 1 LOB: 2 BB: 0 P: 22	R: 0 E: 0 K: 0 S: 6	H: 0 LOB: 0 BB: 0 P: 12	R: 1 E: 0 K: 1 S: 13	H: 2 LOB: 3 BB: 2 P: 26	R: 1 E: 0 K: 0 S: 12	H: 2 LOB: 2 BB: 1 P: 25	R: 0 E: 0 K: 1 S: 8	H: 0 LOB: 0 BB: 0 P: 11	R: 0 E: 0 K: 1 S: 9	H: 1 LOB: 1 BB: 0 P: 13	1B: 4 2B: 2 3B: 0 HR: 1	SF: 1 SAC: 0 DP: 0 HBP: 0	WP: 0 PB: 0 SB: 0 CS: 0	PA: 42
PITCHER	IP WLS BF H R ER SO BB IBB HBP BLK WP HR S P ERA WHIP	28 Paul Maholm, L ERA: 3.74	60 Manny Corpas, R ERA: 3.6	54 Shawn Camp, R ERA: 2.75	49 Carlos Marmol, R ERA: 4.73	40 James Russell, L ERA: 3.4	PITCHER	IP WLS BF H R ER SO BB IBB HBP BLK WP HR S P ERA WHIP	64 Trevor Rosenthal, R ERA: 4.5															

AB	36
R	2
H	7
RBI	2
BB	5
SO	7
LOB	16



Batter	1	2	3	4	5	6	7	8	9	10	AB	R	H	RBI	BB	SO	LOB	BOTTOM						
9 David DeJesus, L OBP: 0.358, SLG: 0.390	G6-3		G3		L6			G4-3			4	1	1	0	1	0	4	St. Louis Cardinals @ Chicago Cubs Wrigley Field, Chicago, IL Sun Jul 29 2012, 1:24 PM - 4:44 PM CDT Att. 39,534 - Partly Cloudy - 80 F						
13 Starlin Castro, R OBP: 0.307, SLG: 0.417	G6-3		G6-3		G6-4-3		F9				5	1	1	1	0	0	3							
44 Anthony Rizzo, L OBP: 0.369, SLG: 0.571	1B		G6-3								4	1	3	2	1	0	0							
12 Alfonso Soriano, R OBP: 0.324, SLG: 0.507	2B		K		K			G5-3			4	0	1	0	0	2	3							
6 Bryan LaHair, L OBP: 0.248, SLG: 0.467											3	0	0	0	0	3	3							
21 Joe Mather, R OBP: 0.275, SLG: 0.355	K		K		K			L8			1	0	0	0	0	0	2							
51 Steve Clevenger, L OBP: 0.265, SLG: 0.336	G1				F7			G5-3			4	0	0	0	0	0	2							
15 Darwin Barney, R OBP: 0.306, SLG: 0.375			G6-3								4	1	3	0	0	0	0							
24 Luis Valbuena, L OBP: 0.258, SLG: 0.339			P6								2	0	0	0	2	0	1							
28 Paul Maholm, L OBP: 0.128, SLG: 0.192			FC3-6								2	0	1	0	0	0	1							
60 Manny Corpas, R ERA: 3.74											0	0	0	0	0	0	0							
3 Jeff Baker, R ERA: 2.7											1	0	0	0	0	0	1							
54 Shawn Camp, R ERA: 2.75											0	0	0	0	0	0	0							
49 Carlos Marmol, R ERA: 4.73											0	0	0	0	0	0	0							
5 Reed Johnson, R ERA: 4.26											0	0	0	0	0	0	0							
40 James Russell, L ERA: 3.4											0	0	0	0	0	0	0							
Inning Stats	R: 1 E: 0 K: 1 S: 15	H: 3 LOB: 2 BB: 0 P: 21	R: 1 E: 1 K: 0 S: 8	H: 1 LOB: 1 BB: 1 P: 16	R: 0 E: 0 K: 2 S: 11	H: 0 LOB: 0 BB: 0 P: 18	R: 0 E: 0 K: 0 S: 6	H: 0 LOB: 0 BB: 0 P: 10	R: 0 E: 0 K: 0 S: 6	H: 1 LOB: 0 BB: 0 P: 11	R: 0 E: 0 K: 2 S: 8	H: 1 LOB: 1 BB: 0 P: 12	R: 0 E: 0 K: 1 S: 9	H: 1 LOB: 2 BB: 1 P: 18	R: 0 E: 0 K: 0 S: 8	H: 0 LOB: 2 BB: 2 P: 19	R: 0 E: 0 K: 0 S: 6	H: 1 LOB: 2 BB: 0 P: 12	R: 2 E: 0 K: 0 S: 5	H: 2 LOB: 0 BB: 0 P: 6	1B: 5 2B: 5 3B: 1 HR: 1	SF: 0 SAC: 0 DP: 3 HBP: 0	WP: 0 PB: 0 SB: 0 CS: 2	PA: 39
PITCHER	IP WLS BF H R ER SO BB IBB HBP BLK WP HR S P ERA WHIP	50 Adam Wainwright, R ERA: 4.24	62 Barret Browning, L ERA: 2.7	59 Fernando Salas, R ERA: 4.26	34 Marc Rzepczynski, L ERA: 4.81	41 Mitchell Boggs, R ERA: 1.65	PITCHER	IP WLS BF H R ER SO BB IBB HBP BLK WP HR S P ERA WHIP	64 Trevor Rosenthal, R ERA: 4.5															



Batter	1	2	3	4	5	6	7	8	9	AB	R	H	RBI	BB	SO	LOB	TOP					
6 Starling Marte, R OBP: 0.304, SLG: 0.455										4	0	3	1	0	1	0	Pittsburgh Pirates @ Chicago Cubs Wrigley Field, Chicago, IL Mon Jul 30 2012, 7:08 PM - 10:16 PM CDT Att: 33,337 - Partly Cloudy - 89 F					
7 Alex Presley, L OBP: 0.271, SLG: 0.380										4	0	0	0	0	0	3						
22 Andrew McCutchen, R OBP: 0.426, SLG: 0.627										3	1	1	0	1	0	1						
46 Garrett Jones, L OBP: 0.289, SLG: 0.513										4	1	1	0	0	0	1						
18 Neil Walker, S OBP: 0.359, SLG: 0.437										3	1	1	0	0	0	2						
5 Josh Harrison, R OBP: 0.290, SLG: 0.388										1	0	0	0	0	0	0						
24 Pedro Alvarez, L OBP: 0.299, SLG: 0.476										2	0	0	0	2	1	0						
48 Jared Hughes, R										0	0	0	0	0	0	0						
55 Michael McKenry, R OBP: 0.342, SLG: 0.551										4	0	1	2	0	1	2						
12 Clint Barmes, R OBP: 0.237, SLG: 0.299										3	1	1	1	1	0	2						
45 Erik Bedard, L OBP: 0.069, SLG: 0.069										1	0	0	0	0	0	0						
30 Chris Resop, R										0	0	0	0	0	0	0						
Casey McGehee, R OBP: 0.297, SLG: 0.377										1	0	0	0	0	0	3						
44 Tony Watson, L										0	0	0	0	0	0	0						
17 Drew Sutton, S OBP: 0.292, SLG: 0.393										1	0	0	0	0	1	0						
Inning Stats	R: 0 E: 0 K: 1 S: 7	H: 0 LOB: 0 BB: 0 P: 9	R: 0 E: 0 K: 1 S: 9	H: 0 LOB: 0 BB: 0 P: 13	R: 1 E: 0 K: 1 S: 11	H: 2 LOB: 1 BB: 0 P: 15	R: 1 E: 0 K: 0 S: 12	H: 1 LOB: 2 BB: 2 P: 21	R: 0 E: 0 K: 0 S: 7	H: 1 LOB: 0 BB: 0 P: 7	R: 2 E: 0 K: 0 S: 15	H: 3 LOB: 2 BB: 2 P: 27	R: 0 E: 0 K: 0 S: 9	H: 1 LOB: 0 BB: 0 P: 16	R: 0 E: 0 K: 0 S: 9	H: 0 LOB: 0 BB: 0 P: 15	R: 0 E: 0 K: 1 S: 8	H: 0 LOB: 0 BB: 0 P: 11	1B: 8 2B: 1 3B: 0 HR: 0	SF: 0 SAC: 1 DP: 2 HBP: 0	WP: 1 PB: 0 SB: 0 CS: 1	PA: 36
PITCHER	IP WLS BF H R ER SO BB IBB HBP BLK WP HR S P ERA WHIP																					
41 Justin Germano, R ERA: 1.98	5.0 W 20 4 2 2 3 2 0 0 0 0 0 0 46 65 3.60 1.200																					
16 Jeff Beliveau, L ERA: 5.0	0.1 6 3 2 2 0 2 0 0 0 0 1 0 14 26 54.00 15.000																					
60 Manny Corpas, R ERA: 3.18	2.2 7 1 0 0 0 0 0 0 0 0 0 0 19 32 0.00 0.375																					
57 Scott Maine, L ERA: 5.0	1.0 3 0 0 0 1 0 0 0 0 0 0 0 8 11 0.00 0.000																					

Batter	1	2	3	4	5	6	7	8	9	AB	R	H	RBI	BB	SO	LOB	BOTTOM			
Reed Johnson, R OBP: 0.355, SLG: 0.444										3	2	0	0	0	1	0	Pittsburgh Pirates @ Chicago Cubs Wrigley Field, Chicago, IL Mon Jul 30 2012, 7:08 PM - 10:16 PM CDT Att: 33,337 - Partly Cloudy - 89 F			
9 David DeJesus, L OBP: 0.359, SLG: 0.391										2	1	1	2	0	0	1				
13 Starlin Castro, R OBP: 0.313, SLG: 0.430										4	2	3	3	1	1	1				
44 Anthony Rizzo, L OBP: 0.371, SLG: 0.587										4	1	1	3	1	0	2				
12 Alfonso Soriano, R OBP: 0.324, SLG: 0.504										4	1	1	0	0	1	1				
1 Tony Campana, L OBP: 0.301, SLG: 0.293										1	0	0	0	0	0	1				
3 Jeff Baker, R OBP: 0.307, SLG: 0.441										5	1	1	0	0	2	3				
Geovany Soto, R OBP: 0.284, SLG: 0.347										2	2	1	0	1	1	0				
51 Steve Clevenger, L OBP: 0.269, SLG: 0.338										2	0	1	0	0	0	0				
15 Darwin Barney, R OBP: 0.310, SLG: 0.392										5	3	3	4	0	2	2				
21 Joe Mather, R OBP: 0.280, SLG: 0.366										4	1	2	2	0	0	0				
41 Justin Germano, R										2	0	0	0	0	2	0				
16 Jeff Beliveau, L										0	0	0	0	0	0	0				
60 Manny Corpas, R										1	0	0	0	0	1	1				
57 Scott Maine, L										0	0	0	0	0	0	0				
Inning Stats	R: 1 E: 0 K: 2 S: 11	H: 1 LOB: 1 BB: 0 P: 18	R: 0 E: 0 K: 2 S: 9	H: 0 LOB: 0 BB: 0 P: 15	R: 0 E: 0 K: 1 S: 9	H: 0 LOB: 1 BB: 1 P: 15	R: 3 E: 0 K: 1 S: 14	H: 2 LOB: 0 BB: 1 P: 24	R: 0 E: 0 K: 1 S: 23	H: 8 LOB: 0 BB: 0 P: 30	R: 0 E: 0 K: 1 S: 8	H: 0 LOB: 0 BB: 0 P: 11	R: 1 E: 0 K: 2 S: 9	H: 2 LOB: 1 BB: 0 P: 11	R: 0 E: 0 K: 1 S: 16	H: 1 LOB: 2 BB: 1 P: 29	1B: 8 2B: 2 3B: 1 HR: 3	SF: 0 SAC: 1 DP: 0 HBP: 0	WP: 1 PB: 0 SB: 0 CS: 0	PA: 43
PITCHER	IP WLS BF H R ER SO BB IBB HBP BLK WP HR S P ERA WHIP																			
45 Erik Bedard, L ERA: 4.83	4.1 L 24 7 9 8 7 2 0 0 0 0 0 1 12 15 54.00 6.000																			
30 Chris Resop, R ERA: 3.78	0.2 6 4 4 4 0 0 0 0 0 0 0 0 17 22 4.50 1.000																			
44 Tony Watson, L ERA: 4.45	2.0 8 2 1 1 3 0 0 0 0 0 0 0 16 29 0.00 2.000																			
48 Jared Hughes, R ERA: 1.97	1.0 5 1 0 0 1 1 0 0 0 0 0 0 16 29 0.00 2.000																			



Batter	1	2	3	4	5	6	7	8	9	AB	R	H	RBI	BB	SO	LOB	TOP							
9 David DeJesus, L (1, 8) OBP: 0.352, SLG: 0.378										3	0	0	0	1	2	1	Chicago Cubs @ Los Angeles Dodgers Dodger Stadium, Los Angeles, CA Fri Aug 03 2012, 7:13 PM - 9:52 PM PDT Att: 43,537 - Clear - 73 F							
13 Starlin Castro, R (1, 6) OBP: 0.308, SLG: 0.429										4	0	0	0	0	0	1								
44 Anthony Rizzo, L (1, 3) OBP: 0.337, SLG: 0.545										4	0	1	0	0	2	0								
12 Alfonso Soriano, R (1, 7) OBP: 0.321, SLG: 0.494										3	0	0	0	1	1	1								
6 Bryan LaHair, L (1, 9) OBP: 0.348, SLG: 0.471										3	0	1	0	1	2	0								
51 Steve Clevenger, L (1, 2) OBP: 0.282, SLG: 0.324										3	0	0	0	1	0	2								
15 Darwin Barney, R (1, 4) OBP: 0.309, SLG: 0.389										4	1	1	0	0	0	2								
24 Luis Valbuena, L (1, 5) OBP: 0.261, SLG: 0.338										3	0	1	1	0	0	0								
29 Jeff Samardzija, R (1, 1) OBP: 0.296, SLG: 0.139										2	0	0	0	0	2	1								
57 Scott Maine, L (6, 1)										0	0	0	0	0	0	0								
55 Alberto Cabrera, R (6, 1)										0	0	0	0	0	0	0								
1 Tony Campana, L (7, PH)										1	0	0	0	0	0	0								
60 Manny Corpas, R (7, 1)										0	0	0	0	0	0	0								
16 Jeff Beliveau, L (8, 1)										0	0	0	0	0	0	0								
Inning Stats	R: 0 H: 1 E: 0 K: 1 S: 7	H: 1 LOB: 0 BB: 0 P: 14	R: 0 H: 0 E: 0 K: 1 S: 6	H: 0 LOB: 0 BB: 0 P: 10	R: 0 H: 0 E: 0 K: 1 S: 14	H: 0 LOB: 1 BB: 1 P: 22	R: 0 H: 0 E: 0 K: 3 S: 9	H: 0 LOB: 0 BB: 0 P: 13	R: 1 H: 2 E: 0 K: 1 S: 14	H: 2 LOB: 1 BB: 0 P: 20	R: 0 H: 1 E: 0 K: 0 S: 8	H: 1 LOB: 2 BB: 1 P: 17	R: 0 H: 0 E: 0 K: 0 S: 6	H: 0 LOB: 0 BB: 0 P: 9	R: 0 H: 0 E: 0 K: 2 S: 7	H: 0 LOB: 0 BB: 2 P: 12	R: 0 H: 0 E: 0 K: 0 S: 7	H: 0 LOB: 1 BB: 2 P: 16	1B: 2 2B: 2 3B: 0 HR: 0	SF: 0 SAC: 0 DP: 1 HBP: 0	WP: 0 PB: 0 SB: 0 CS: 0	PA: 34		
PITCHER	IP WLS BF H R ER SO BB IBB HBP BLK WP HR S P ERA WHIP	IP WLS BF H R ER SO BB IBB HBP BLK WP HR S P ERA WHIP	IP WLS BF H R ER SO BB IBB HBP BLK WP HR S P ERA WHIP	IP WLS BF H R ER SO BB IBB HBP BLK WP HR S P ERA WHIP	IP WLS BF H R ER SO BB IBB HBP BLK WP HR S P ERA WHIP	IP WLS BF H R ER SO BB IBB HBP BLK WP HR S P ERA WHIP	IP WLS BF H R ER SO BB IBB HBP BLK WP HR S P ERA WHIP	IP WLS BF H R ER SO BB IBB HBP BLK WP HR S P ERA WHIP	IP WLS BF H R ER SO BB IBB HBP BLK WP HR S P ERA WHIP	IP WLS BF H R ER SO BB IBB HBP BLK WP HR S P ERA WHIP	IP WLS BF H R ER SO BB IBB HBP BLK WP HR S P ERA WHIP	IP WLS BF H R ER SO BB IBB HBP BLK WP HR S P ERA WHIP	IP WLS BF H R ER SO BB IBB HBP BLK WP HR S P ERA WHIP	IP WLS BF H R ER SO BB IBB HBP BLK WP HR S P ERA WHIP	IP WLS BF H R ER SO BB IBB HBP BLK WP HR S P ERA WHIP	IP WLS BF H R ER SO BB IBB HBP BLK WP HR S P ERA WHIP	IP WLS BF H R ER SO BB IBB HBP BLK WP HR S P ERA WHIP	IP WLS BF H R ER SO BB IBB HBP BLK WP HR S P ERA WHIP	IP WLS BF H R ER SO BB IBB HBP BLK WP HR S P ERA WHIP	IP WLS BF H R ER SO BB IBB HBP BLK WP HR S P ERA WHIP	IP WLS BF H R ER SO BB IBB HBP BLK WP HR S P ERA WHIP	IP WLS BF H R ER SO BB IBB HBP BLK WP HR S P ERA WHIP	IP WLS BF H R ER SO BB IBB HBP BLK WP HR S P ERA WHIP	IP WLS BF H R ER SO BB IBB HBP BLK WP HR S P ERA WHIP
58 Chad Billingsley, R (1, 1) ERA: 3.74	7.0	W	27	4	1	1	7	2	0	0	0	0	0	0	64	105	1.29	0.857						
31 Brandon League, R (8, 1) ERA: 3.72	1.0		3	0	0	0	2	0	0	0	0	0	0	0	7	12	0.00	0.000						
38 Shawn Tolleson, R (9, 1) ERA: 3.86	1.0		4	0	0	0	2	0	0	0	0	0	0	7	16	0.00	2.000							

AB 30
R 1
H 4
RBI 1
BB 4
SO 9
LOB 8



Batter	1	2	3	4	5	6	7	8	9	AB	R	H	RBI	BB	SO	LOB	BOTTOM							
8 Shane Victorino, S (1, 7) OBP: 0.320, SLG: 0.395										4	0	1	0	0	0	1	Chicago Cubs @ Los Angeles Dodgers Dodger Stadium, Los Angeles, CA Fri Aug 03 2012, 7:13 PM - 9:52 PM PDT Att: 43,537 - Clear - 73 F							
14 Mark Ellis, R (1, 4) OBP: 0.345, SLG: 0.355										4	1	1	0	0	1	1								
27 Matt Kemp, R (1, 8) OBP: 0.416, SLG: 0.644										4	1	1	0	0	0	1								
16 Andre Ethier, L (1, 9) OBP: 0.356, SLG: 0.467										4	0	1	0	0	0	2								
13 Hanley Ramirez, R (1, 6) OBP: 0.324, SLG: 0.430										4	1	2	2	0	0	1								
7 James Loney, L (1, 3) OBP: 0.307, SLG: 0.338										4	1	1	1	0	0	2								
47 Luis Alfonso Cruz, R (1, 5) OBP: 0.280, SLG: 0.404										3	0	0	0	0	1	2								
17 A.J. Ellis, R (1, 2) OBP: 0.395, SLG: 0.438										3	2	3	3	0	0	0								
58 Chad Billingsley, R (1, 1) OBP: 0.189, SLG: 0.222	5.1	L	23	8	5	3	9	2	0	0	0	0	0	0	64	96		8.44	1.500					
57 Scott Maine, L (6, 1) ERA: 4.57	0.1		1	0	0	0	0	0	0	0	0	0	0	1	0	4		7	0.00	0.000				
55 Alberto Cabrera, R (6, 1)	0.1		1	0	0	0	1	0	0	0	0	0	0	0	3	4	0.00	0.000						
60 Manny Corpas, R (7, 1) ERA: 3.28	1.0		5	2	1	1	1	0	0	0	0	0	0	1	11	14	9.00	2.000						
16 Jeff Beliveau, L (8, 1) ERA: 3.38	1.0		3	0	0	0	0	0	0	0	0	0	0	0	8	10	0.00	0.000						
Inning Stats	R: 0 H: 0 E: 0 K: 1 S: 11	H: 0 LOB: 0 BB: 0 P: 14	R: 0 H: 1 E: 0 K: 0 S: 6	H: 1 LOB: 0 BB: 0 P: 10	R: 1 H: 1 E: 0 K: 1 S: 14	H: 1 LOB: 0 BB: 0 P: 22	R: 0 H: 0 E: 0 K: 0 S: 5	H: 0 LOB: 0 BB: 0 P: 9	R: 2 H: 3 E: 0 K: 1 S: 17	H: 3 LOB: 1 BB: 0 P: 26	R: 2 H: 3 E: 0 K: 1 S: 18	H: 3 LOB: 1 BB: 0 P: 26	R: 1 H: 2 E: 0 K: 1 S: 11	H: 2 LOB: 1 BB: 0 P: 14	R: 0 H: 0 E: 0 K: 0 S: 8	H: 0 LOB: 0 BB: 0 P: 10	R: 0 H: 0 E: 0 K: 0 S: 8	H: 0 LOB: 0 BB: 0 P: 10	1B: 5 2B: 3 3B: 0 HR: 2	SF: 0 SAC: 0 DP: 1 HBP: 0	WP: 1 PB: 0 SB: 1 CS: 0	PA: 33		
PITCHER	IP WLS BF H R ER SO BB IBB HBP BLK WP HR S P ERA WHIP	IP WLS BF H R ER SO BB IBB HBP BLK WP HR S P ERA WHIP	IP WLS BF H R ER SO BB IBB HBP BLK WP HR S P ERA WHIP	IP WLS BF H R ER SO BB IBB HBP BLK WP HR S P ERA WHIP	IP WLS BF H R ER SO BB IBB HBP BLK WP HR S P ERA WHIP	IP WLS BF H R ER SO BB IBB HBP BLK WP HR S P ERA WHIP	IP WLS BF H R ER SO BB IBB HBP BLK WP HR S P ERA WHIP	IP WLS BF H R ER SO BB IBB HBP BLK WP HR S P ERA WHIP	IP WLS BF H R ER SO BB IBB HBP BLK WP HR S P ERA WHIP	IP WLS BF H R ER SO BB IBB HBP BLK WP HR S P ERA WHIP	IP WLS BF H R ER SO BB IBB HBP BLK WP HR S P ERA WHIP	IP WLS BF H R ER SO BB IBB HBP BLK WP HR S P ERA WHIP	IP WLS BF H R ER SO BB IBB HBP BLK WP HR S P ERA WHIP	IP WLS BF H R ER SO BB IBB HBP BLK WP HR S P ERA WHIP	IP WLS BF H R ER SO BB IBB HBP BLK WP HR S P ERA WHIP	IP WLS BF H R ER SO BB IBB HBP BLK WP HR S P ERA WHIP	IP WLS BF H R ER SO BB IBB HBP BLK WP HR S P ERA WHIP	IP WLS BF H R ER SO BB IBB HBP BLK WP HR S P ERA WHIP	IP WLS BF H R ER SO BB IBB HBP BLK WP HR S P ERA WHIP	IP WLS BF H R ER SO BB IBB HBP BLK WP HR S P ERA WHIP	IP WLS BF H R ER SO BB IBB HBP BLK WP HR S P ERA WHIP	IP WLS BF H R ER SO BB IBB HBP BLK WP HR S P ERA WHIP	IP WLS BF H R ER SO BB IBB HBP BLK WP HR S P ERA WHIP	IP WLS BF H R ER SO BB IBB HBP BLK WP HR S P ERA WHIP
29 Jeff Samardzija, R (1, 1) ERA: 4.37	1.0		3	0	0	0	0	0	0	0	0	0	0	0	8	10	0.00	0.000						
57 Scott Maine, L (6, 1) ERA: 4.57	0.1		1	0	0	0	0	0	0	0	0	0	0	0	3	4	0.00	0.000						
55 Alberto Cabrera, R (6, 1)	0.1		1	0	0	0	1	0	0	0	0	0	0	0	3	4	0.00	0.000						
60 Manny Corpas, R (7, 1) ERA: 3.28	1.0		5	2	1	1	1	0	0	0	0	0	0	1	11	14	9.00	2.000						
16 Jeff Beliveau, L (8, 1) ERA: 3.38	1.0		3	0	0	0	0	0	0	0	0	0	0	0	8	10	0.00	0.000						

AB 33
R 6
H 10
RBI 6
BB 0
SO 5
LOB 11



Batter	1	2	3	4	5	6	7	8	9	AB	R	H	RBI	BB	SO	LOB	TOP						
7 Brett Jackson, L (1,8) OBP: 0.333, SLG: 0.250										4	0	0	0	0	4	1							
15 Darwin Barney, R (1,4) OBP: 0.307, SLG: 0.387										4	0	1	0	0	0	1							
44 Anthony Rizzo, L (1,3) OBP: 0.338, SLG: 0.534										4	0	0	0	0	1	1							
12 Alfonso Soriano, R (1,7) OBP: 0.321, SLG: 0.492										3	0	1	0	1	0	0							
13 Starlin Castro, R (1,6) OBP: 0.303, SLG: 0.418										3	0	0	0	1	1	2							
53 Wellington Castillo, R (1,2) OBP: 0.302, SLG: 0.480										4	0	2	0	0	0	2							
5 Josh Vitters, R (1,5)										4	0	0	0	0	2	4							
21 Joe Mather, R (1,9) OBP: 0.268, SLG: 0.349										3	0	0	0	0	0	1							
37 Travis Wood, R (1,1) OBP: 0.222, SLG: 0.333										2	0	1	0	0	0	1							
9 David DeJesus, L (7,PH) OBP: 0.353, SLG: 0.375										1	0	0	0	0	0	0							
60 Manny Corpas, R (7,1)										0	0	0	0	0	0	0							
49 Carlos Marmol, R (8,1)										0	0	0	0	0	0	0							
Inning Stats	R: 0 E: 0 K: 2 S: 18	H: 1 LOB: 2 BB: 1 P: 28	R: 0 E: 0 K: 1 S: 10	H: 1 LOB: 1 BB: 0 P: 13	R: 0 E: 0 K: 1 S: 6	H: 0 LOB: 0 BB: 0 P: 9	R: 0 E: 0 K: 0 S: 7	H: 1 LOB: 1 BB: 0 P: 10	R: 0 E: 0 K: 1 S: 8	H: 1 LOB: 2 BB: 1 P: 9	R: 0 E: 0 K: 0 S: 11	H: 1 LOB: 2 BB: 1 P: 19	R: 0 E: 0 K: 1 S: 8	H: 0 LOB: 0 BB: 0 P: 13	R: 0 E: 0 K: 1 S: 10	H: 0 LOB: 0 BB: 0 P: 14	R: 0 E: 0 K: 1 S: 7	H: 0 LOB: 0 BB: 0 P: 9	1B: 4 2B: 1 3B: 0 HR: 0	SF: 0 SAC: 0 DP: 0 HBP: 0	WP: 1 PB: 0 SB: 2 CS: 0	PA: 34	
PITCHER	IP WLS BF H R ER SO BB IBB HBP BLK WP HR S P ERA WHIP	IP WLS BF H R ER SO BB IBB HBP BLK WP HR S P ERA WHIP	IP WLS BF H R ER SO BB IBB HBP BLK WP HR S P ERA WHIP	IP WLS BF H R ER SO BB IBB HBP BLK WP HR S P ERA WHIP	IP WLS BF H R ER SO BB IBB HBP BLK WP HR S P ERA WHIP	IP WLS BF H R ER SO BB IBB HBP BLK WP HR S P ERA WHIP	IP WLS BF H R ER SO BB IBB HBP BLK WP HR S P ERA WHIP	IP WLS BF H R ER SO BB IBB HBP BLK WP HR S P ERA WHIP	IP WLS BF H R ER SO BB IBB HBP BLK WP HR S P ERA WHIP	IP WLS BF H R ER SO BB IBB HBP BLK WP HR S P ERA WHIP	IP WLS BF H R ER SO BB IBB HBP BLK WP HR S P ERA WHIP	IP WLS BF H R ER SO BB IBB HBP BLK WP HR S P ERA WHIP	IP WLS BF H R ER SO BB IBB HBP BLK WP HR S P ERA WHIP	IP WLS BF H R ER SO BB IBB HBP BLK WP HR S P ERA WHIP	IP WLS BF H R ER SO BB IBB HBP BLK WP HR S P ERA WHIP	IP WLS BF H R ER SO BB IBB HBP BLK WP HR S P ERA WHIP	IP WLS BF H R ER SO BB IBB HBP BLK WP HR S P ERA WHIP	IP WLS BF H R ER SO BB IBB HBP BLK WP HR S P ERA WHIP	IP WLS BF H R ER SO BB IBB HBP BLK WP HR S P ERA WHIP	IP WLS BF H R ER SO BB IBB HBP BLK WP HR S P ERA WHIP	IP WLS BF H R ER SO BB IBB HBP BLK WP HR S P ERA WHIP	IP WLS BF H R ER SO BB IBB HBP BLK WP HR S P ERA WHIP	IP WLS BF H R ER SO BB IBB HBP BLK WP HR S P ERA WHIP

Chicago Cubs @ San Diego Padres
 Petco Park, San Diego, CA
 Mon Aug 06 2012, 7:08 PM - 9:32 PM PDT
 Att: 27,187 - Clear - 70 F

AB 32
 R 0
 H 5
 RBI 0
 BB 2
 SO 8
 LOB 13



Batter	1	2	3	4	5	6	7	8	9	AB	R	H	RBI	BB	SO	LOB	BOTTOM							
13 Chris Denorria, R (1,9) OBP: 0.341, SLG: 0.409										3	0	0	0	1	0	2								
11 Logan Forsythe, R (1,4) OBP: 0.326, SLG: 0.352										4	0	0	0	0	0	3								
57 Luke Gregerson, L (8,1)										0	0	0	0	0	0	0								
25 Will Venable, L (9,9)										0	0	0	0	0	0	0								
7 Chase Headley, S (1,5) OBP: 0.368, SLG: 0.438										4	0	1	0	0	0	0								
18 Carlos Quentin, R (1,7) OBP: 0.384, SLG: 0.513										3	1	1	0	1	1	1								
16 Huston Street, R (9,1)										0	0	0	0	0	0	0								
23 Yonder Alonso, L (1,3) OBP: 0.340, SLG: 0.398										4	1	1	1	0	0	1								
24 Cameron Maybin, R (1,8) OBP: 0.391, SLG: 0.327										3	0	1	0	0	1	1								
2 Everth Cabrera, S (1,6) OBP: 0.320, SLG: 0.336										3	0	1	1	0	1	1								
1 Eddy Rodriguez, R (1,2) OBP: 0.429, SLG: 0.800										2	0	0	0	1	2	2								
53 Eric Stults, L (1,1) OBP: 0.222, SLG: 0.333										1	0	0	0	0	0	2								
58 Brad Brach, R (6,1)										0	0	0	0	0	0	0								
55 Dale Thayer, R (7,1)										0	0	0	0	0	0	0								
5 Alexi Amarista, L (7,PH) OBP: 0.316, SLG: 0.436										1	0	1	0	0	0	0								
Inning Stats	R: 0 E: 0 K: 0 S: 6	H: 1 LOB: 1 BB: 1 P: 16	R: 0 E: 0 K: 2 S: 7	H: 0 LOB: 0 BB: 0 P: 14	R: 0 E: 0 K: 0 S: 11	H: 0 LOB: 1 BB: 1 P: 18	R: 2 E: 0 K: 1 S: 19	H: 4 LOB: 2 BB: 0 P: 27	R: 0 E: 0 K: 0 S: 6	H: 0 LOB: 1 BB: 1 P: 10	R: 0 E: 0 K: 0 S: 3	H: 0 LOB: 1 BB: 1 P: 11	R: 0 E: 0 K: 1 S: 8	H: 1 LOB: 0 BB: 0 P: 9	R: 0 E: 0 K: 1 S: 6	H: 0 LOB: 0 BB: 0 P: 10	R: 0 E: 0 K: 1 S: 6	H: 0 LOB: 0 BB: 0 P: 10	1B: 3 2B: 4 3B: 0 HR: 0	SF: 0 SAC: 1 DP: 1 HBP: 0	WP: 1 PB: 0 SB: 0 CS: 0	PA: 32		
PITCHER	IP WLS BF H R ER SO BB IBB HBP BLK WP HR S P ERA WHIP	IP WLS BF H R ER SO BB IBB HBP BLK WP HR S P ERA WHIP	IP WLS BF H R ER SO BB IBB HBP BLK WP HR S P ERA WHIP	IP WLS BF H R ER SO BB IBB HBP BLK WP HR S P ERA WHIP	IP WLS BF H R ER SO BB IBB HBP BLK WP HR S P ERA WHIP	IP WLS BF H R ER SO BB IBB HBP BLK WP HR S P ERA WHIP	IP WLS BF H R ER SO BB IBB HBP BLK WP HR S P ERA WHIP	IP WLS BF H R ER SO BB IBB HBP BLK WP HR S P ERA WHIP	IP WLS BF H R ER SO BB IBB HBP BLK WP HR S P ERA WHIP	IP WLS BF H R ER SO BB IBB HBP BLK WP HR S P ERA WHIP	IP WLS BF H R ER SO BB IBB HBP BLK WP HR S P ERA WHIP	IP WLS BF H R ER SO BB IBB HBP BLK WP HR S P ERA WHIP	IP WLS BF H R ER SO BB IBB HBP BLK WP HR S P ERA WHIP	IP WLS BF H R ER SO BB IBB HBP BLK WP HR S P ERA WHIP	IP WLS BF H R ER SO BB IBB HBP BLK WP HR S P ERA WHIP	IP WLS BF H R ER SO BB IBB HBP BLK WP HR S P ERA WHIP	IP WLS BF H R ER SO BB IBB HBP BLK WP HR S P ERA WHIP	IP WLS BF H R ER SO BB IBB HBP BLK WP HR S P ERA WHIP	IP WLS BF H R ER SO BB IBB HBP BLK WP HR S P ERA WHIP	IP WLS BF H R ER SO BB IBB HBP BLK WP HR S P ERA WHIP	IP WLS BF H R ER SO BB IBB HBP BLK WP HR S P ERA WHIP	IP WLS BF H R ER SO BB IBB HBP BLK WP HR S P ERA WHIP	IP WLS BF H R ER SO BB IBB HBP BLK WP HR S P ERA WHIP	IP WLS BF H R ER SO BB IBB HBP BLK WP HR S P ERA WHIP

Chicago Cubs @ San Diego Padres
 Petco Park, San Diego, CA
 Mon Aug 06 2012, 7:08 PM - 9:32 PM PDT
 Att: 27,187 - Clear - 70 F

AB 28
 R 2
 H 6
 RBI 2
 BB 3
 SO 5
 LOB 13



Batter	1	2	3	4	5	6	7	8	9	AB	R	H	RBI	BB	SO	LOB	TOP						
9 David DeJesus, L (1.7)	G3		FC4-6			E6			K	4	0	0	0	1	1	1	Chicago Cubs @ San Diego Padres Petco Park, San Diego, CA Tue Aug 07 2012, 7:06 PM - 10:15 PM PDT Att: 26,518 - Clear - 72 F						
7 Brett Jackson, L (1.8)	K					K				3	0	0	0	1	3								
13 Starlin Castro, R (1.6)	F8					F8				4	0	0	0	0	1	4							
44 Anthony Rizzo, L (1.3)	F8					K				4	0	0	0	0	1	2							
6 Bryan LaHair, L (1.9)	P6					F8				3	1	0	0	1	0	0							
51 Steve Clevenger, L (1.2)	G4-3					G3				4	1	1	1	0	0	1							
24 Luis Valbuena, L (1.5)										4	1	2	0	0	2	2							
15 Darwin Barney, R (1.4)	F8									3	1	1	1	0	0	1							
43 Brooks Riley, L (1.1)										1	0	0	0	0	0	1							
45 Adrian Cardenas, L (5. PH)										1	0	0	0	0	0	1							
16 Jeff Beliveau, L (5.1)										0	0	0	0	0	0	0							
5 Josh Vitters, R (7. PH)										1	0	1	2	0	0	0							
55 Alberto Cabrera, R (7.1)										0	0	0	0	0	0	0							
40 James Russell, L (8.1)										0	0	0	0	0	0	0							
21 Joe Mather, R (9. PH)										1	0	0	0	0	0	0							
Inning Stats	R: 0 E: 0 K: 1 S: 8	H: 0 LOB: 0 BB: 0 P: 12	R: 0 E: 0 K: 0 S: 10	H: 0 LOB: 0 BB: 0 P: 14	R: 0 E: 0 K: 0 S: 9	H: 1 LOB: 1 BB: 0 P: 12	R: 0 E: 0 K: 0 S: 4	H: 0 LOB: 0 BB: 0 P: 8	R: 1 E: 0 K: 0 S: 11	H: 2 LOB: 1 BB: 0 P: 17	R: 0 E: 0 K: 2 S: 15	H: 0 LOB: 1 BB: 0 P: 21	R: 3 E: 1 K: 3 S: 27	H: 2 LOB: 2 BB: 1 P: 45	R: 0 E: 0 K: 1 S: 15	H: 0 LOB: 0 BB: 0 P: 11	1B: 2 2B: 4 3B: 0 HR: 0	SF: 0 SAC: 0 DP: 1 HBP: 1	WP: 0 PB: 1 SB: 0 CS: 0	PA: 37			
PITCHER	IP WLS BF H R ER SO BB IBB HBP BLK WP HR S P ERA WHIP	6.0 W 23 3 2 2 3 1 0 0 0 0 0 62 92 3.00 0.667	0.1 4 2 2 1 1 0 0 1 0 0 0 15 25 27.00 6.000	0.1 H 2 0 0 0 1 1 0 0 0 0 0 4 9 0.00 3.000	0.1 H 1 0 0 0 1 0 0 0 0 0 0 3 3 0.00 0.000	1.0 H 4 0 0 0 1 1 0 0 0 0 0 15 21 0.00 1.000																	
59 Ross Ohlendorf, R (1.1)	6.0 W 23 3 2 2 3 1 0 0 0 0 0 62 92 3.00 0.667																						
29 Brad Boxberger, R (7.1)	0.1 4 2 2 1 1 0 0 1 0 0 0 15 25 27.00 6.000																						
41 Alex Hinshaw, L (7.1)	0.1 H 2 0 0 0 1 1 0 0 0 0 0 4 9 0.00 3.000																						
58 Brad Brach, R (7.1)	0.1 H 1 0 0 0 1 0 0 0 0 0 0 3 3 0.00 0.000																						
57 Luke Gregerson, R (8.1)	1.0 H 4 0 0 0 1 1 0 0 0 0 0 15 21 0.00 1.000																						

AB	33
R	4
H	5
RBI	4
BB	3
SO	8
LOB	16



Batter	1	2	3	4	5	6	7	8	9	AB	R	H	RBI	BB	SO	LOB	BOTTOM						
13 Chris Denorfia, R (1.9)	K					F9				4	1	1	0	1	1	2	Chicago Cubs @ San Diego Padres Petco Park, San Diego, CA Tue Aug 07 2012, 7:06 PM - 10:15 PM PDT Att: 26,518 - Clear - 72 F						
11 Logan Forsythe, R (1.4)	G6-3									4	2	2	0	1	0	1							
7 Chase Headley, S (1.5)	G6-3									4	2	2	2	0	0	1							
18 Carlos Quentin, R (1.7)	P3									3	1	1	3	1	0	1							
15 Jesus Guzman, R (1.3)										4	0	1	0	0	0	3							
24 Cameron Maybin, R (1.8)	F7									4	0	1	0	0	2	4							
2 Everth Cabrera, S (1.6)	L7									4	0	1	2	0	2	2							
21 John Baker, L (1.2)	K									4	0	1	0	0	2	3							
59 Ross Ohlendorf, R (1.1)										2	1	1	0	0	0	0							
29 Brad Boxberger, R (7.1)										0	0	0	0	0	0	0							
41 Alex Hinshaw, L (7.1)										0	0	0	0	0	0	0							
58 Brad Brach, R (7.1)										0	0	0	0	0	0	0							
57 Luke Gregerson, L (8.1)										0	0	0	0	0	0	0							
5 Alex Armatista, L (8. PH)										1	0	0	0	0	0	0							
16 Huston Street, R (9.1)										0	0	0	0	0	0	0							
Inning Stats	R: 0 E: 0 K: 1 S: 13	H: 0 LOB: 1 BB: 1 P: 20	R: 0 E: 0 K: 1 S: 11	H: 1 LOB: 1 BB: 0 P: 17	R: 4 E: 0 K: 2 S: 17	H: 4 LOB: 2 BB: 2 P: 31	R: 3 E: 0 K: 0 S: 13	H: 3 LOB: 0 BB: 0 P: 21	R: 0 E: 0 K: 1 S: 13	H: 2 LOB: 2 BB: 0 P: 17	R: 0 E: 0 K: 0 S: 5	H: 0 LOB: 0 BB: 0 P: 7	R: 0 E: 0 K: 2 S: 7	H: 0 LOB: 0 BB: 0 P: 11	R: 0 E: 0 K: 0 S: 9	H: 1 LOB: 1 BB: 0 P: 11	1B: 10 2B: 0 3B: 0 HR: 1	SF: 0 SAC: 1 DP: 0 HBP: 0	WP: 0 PB: 0 SB: 1 CS: 0	PA: 38			
PITCHER	IP WLS BF H R ER SO BB IBB HBP BLK WP HR S P ERA WHIP	4.0 L 23 8 2 0 0 1 0 0 0 0 0 18 24 0.00 1.000	1.0 3 0 0 0 2 0 0 0 0 0 0 7 11 0.00 0.000	1.0 4 1 0 0 0 0 0 0 0 0 0 9 11 0.00 1.000																			
43 Brooks Riley, L (1.1)	4.0 L 23 8 2 0 0 1 0 0 0 0 0 18 24 0.00 1.000																						
16 Jeff Beliveau, L (5.1)	1.0 3 0 0 0 2 0 0 0 0 0 0 7 11 0.00 0.000																						
55 Alberto Cabrera, R (7.1)	1.0 4 1 0 0 0 0 0 0 0 0 0 9 11 0.00 1.000																						
40 James Russell, L (8.1)	1.0 4 1 0 0 0 0 0 0 0 0 0 9 11 0.00 1.000																						


AB	34
R	7
H	11
RBI	7
BB	3
SO	7
LOB	17




Batter	1	2	3	4	5	6	7	8	9	AB	R	H	RBI	BB	SO	LOB	TOP		
9 David DeJesus, L (1, 8) OBP: 0.353, SLG: 0.372	G4-3		44 1B		G6-3			15 L5-3		4	0	2	0	0	0	0	Chicago Cubs @ San Diego Padres Petco Park, San Diego, CA Wed Aug 08 2012, 3:36 PM - 5:53 PM PDT Att: 24,663 - Sunny - 79 F		
15 Darwin Barney, R (1, 4) OBP: 0.306, SLG: 0.385	P4		P4			G1-3		L5-3		4	0	0	0	0	0	2			
44 Anthony Rizzo, L (1, 3) OBP: 0.327, SLG: 0.511	G6-3					K		G4-3		4	0	1	0	0	1	0			
12 Alfonso Soriano, R (1, 7) OBP: 0.323, SLG: 0.489		53 1B 13 G2-3			F9			G5-3		2	0	0	0	1	0	2			
13 Starlin Castro, R (1, 6) OBP: 0.303, SLG: 0.414	G2-3				G6-3			HBP		3	0	1	0	1	0	1			
53 Wellington Castillo, R (1, 2) OBP: 0.298, SLG: 0.463					K			5 FC4		4	0	1	0	0	1	3			
5 Josh Vitters, R (1, 5) OBP: 0.100, SLG: 0.200					G4-3			F8		4	0	0	0	0	1	3			
21 Joe Mather, R (1, 9) OBP: 0.262, SLG: 0.340	P3				F7			FC4		3	0	0	0	0	0	2			
29 Jeff Samardzija, R (1, 1) OBP: 0.190, SLG: 0.128					F9					3	0	0	0	0	2	0			
40 James Russell, L (8, 1)					K			K		0	0	0	0	0	0	0			
Inning Stats	R: 0 E: 0 K: 0 S: 8	H: 0 LOB: 0 BB: 0 P: 14	R: 0 E: 0 K: 0 S: 11	H: 1 LOB: 2 BB: 1 P: 19	R: 0 E: 0 K: 0 S: 10	H: 2 LOB: 0 BB: 0 P: 16	R: 0 E: 0 K: 1 S: 9	H: 0 LOB: 0 BB: 0 P: 12	R: 0 E: 0 K: 1 S: 6	H: 1 LOB: 2 BB: 0 P: 10	R: 0 E: 0 K: 2 S: 7	H: 0 LOB: 0 BB: 0 P: 8	R: 0 E: 0 K: 0 S: 7	H: 1 LOB: 1 BB: 1 P: 12	R: 0 E: 0 K: 0 S: 7	H: 0 LOB: 1 BB: 1 P: 12	1B: 5 2B: 1 3B: 0 HR: 0	SF: 0 SAC: 0 DP: 1 HBP: 1	WP: 0 PA: 34 PB: 0 SB: 1 CS: 0
PITCHER 33 Clayton Richard, L (1, 1) ERA: 3.79	IP: 9.0 WLS: W BF: 34 H: 5 R: 0 ER: 0 SO: 5 BB: 2 IBB: 0 HBP: 1 BLK: 0 WP: 0 HR: 0 S: 71 P: 110 ERA: 0.00 WHIP: 0.778															PITCHER			

Batter	1	2	3	4	5	6	7	8	9	AB	R	H	RBI	BB	SO	LOB	BOTTOM		
5 Alexi Amarista, L (1, 8) OBP: 0.310, SLG: 0.427	G4-3		G4-3			K		23 1B		3	0	0	0	0	1	0	Chicago Cubs @ San Diego Padres Petco Park, San Diego, CA Wed Aug 08 2012, 3:36 PM - 5:53 PM PDT Att: 24,663 - Sunny - 79 F		
13 Chris Denorfia, R (8, PH) OBP: 0.345, SLG: 0.414								E3		1	1	1	0	0	0	0			
2 Everth Cabrera, S (1, 6) OBP: 0.314, SLG: 0.329	F7		G1-3			G6-3		23 1B		4	0	0	0	0	0	1			
23 Yonder Alonso, L (1, 3) OBP: 0.342, SLG: 0.399	G4-3					K		7 1B 14 G3-5-2		4	0	2	1	0	1	0			
7 Chase Headley, S (1, 5) OBP: 0.371, SLG: 0.443						K		14 G3-5-2		3	1	2	0	0	1	0			
14 Mark Kotsay, L (1, 7) OBP: 0.336, SLG: 0.366						G1-6-3		11 S		3	0	0	0	0	0	3			
24 Cameron Maybin, R (8, 8) OBP: 0.290, SLG: 0.327								11 S		0	0	0	0	0	0	0			
25 Will Venable, L (1, 9) OBP: 0.324, SLG: 0.410								11 S		1	0	1	1	2	0	0			
11 Logan Forsythe, R (1, 4) OBP: 0.328, SLG: 0.349								F8		3	0	0	0	0	2	4			
21 John Baker, L (1, 2) OBP: 0.327, SLG: 0.295								L7-6-3		3	0	0	0	0	0	2			
33 Clayton Richard, L (1, 1) OBP: 0.115, SLG: 0.140								G4-3		3	0	0	0	0	1	0			
Inning Stats	R: 0 E: 0 K: 0 S: 8	H: 0 LOB: 0 BB: 0 P: 10	R: 1 E: 0 K: 1 S: 12	H: 2 LOB: 1 BB: 0 P: 20	R: 0 E: 0 K: 0 S: 11	H: 0 LOB: 0 BB: 0 P: 14	R: 0 E: 0 K: 2 S: 11	H: 0 LOB: 0 BB: 0 P: 17	R: 0 E: 0 K: 0 S: 4	H: 0 LOB: 0 BB: 1 P: 10	R: 0 E: 0 K: 2 S: 9	H: 2 LOB: 2 BB: 1 P: 26	R: 1 E: 1 K: 0 S: 7	H: 2 LOB: 2 BB: 0 P: 10	R: 0 E: 0 K: 0 S: 7	H: 0 LOB: 0 BB: 0 P: 10	1B: 3 2B: 5 3B: 0 HR: 0	SF: 0 SAC: 0 DP: 2 HBP: 0	WP: 0 PA: 30 PB: 0 SB: 2 CS: 0
PITCHER 29 Jeff Samardzija, R (1, 1) ERA: 4.21	IP: 7.0 WLS: L BF: 25 H: 4 R: 1 ER: 1 SO: 6 BB: 2 IBB: 0 HBP: 0 BLK: 0 WP: 0 HR: 0 S: 66 P: 112 ERA: 1.29 WHIP: 0.857															PITCHER			
40 James Russell, L (8, 1) ERA: 3.14	IP: 1.0 WLS: L BF: 5 H: 2 R: 1 ER: 0 SO: 0 BB: 0 IBB: 0 HBP: 0 BLK: 0 WP: 0 HR: 0 S: 7 P: 10 ERA: 0.00 WHIP: 2.000															PITCHER			

livebaseballscores.com



livebaseballscores.com



Batter	1	2	3	4	5	6	7	8	9	AB	R	H	RBI	BB	SO	LOB	TOP					
2 Zack Cozart, R OBP: 0.294, SLG: 0.407										4	1	1	1	1	0	1	Cincinnati Reds @ Chicago Cubs Wrigley Field, Chicago, IL Thu Aug 09 2012, 8:27 PM - 11:20 PM CDT Att: 33,397 - Drizzlie - 66 F					
6 Drew Stubbs, R OBP: 0.304, SLG: 0.395										4	1	0	0	1	1	1						
4 Brandon Phillips, R OBP: 0.334, SLG: 0.452										4	0	3	0	0	0	0						
48 Ryan Ludwick, R OBP: 0.329, SLG: 0.535										3	0	1	1	1	0	2						
32 Jay Bruce, L OBP: 0.326, SLG: 0.481										4	0	0	0	0	3	4						
21 Todd Frazier, R OBP: 0.323, SLG: 0.520										4	1	2	1	0	1	1						
43 Miguel Cairo, R 66 Logan Ondrusek, R										4	0	0	0	0	0	1						
39 Devin Mesoraco, R 26 Xavier Paul, L										3	0	0	0	0	0	2						
44 Mike Leake, R 33 Jose Arredondo, R										1	0	1	0	0	0	0						
51 Sean Marshall, L 15 Wilson Valdez, R										3	0	0	0	0	0	2						
Inning Stats	R: 2 H: 2 E: 0 K: 2 S: 20	H: 2 BB: 1 P: 35	R: 0 H: 0 E: 1 K: 0 S: 8	H: 0 LOB: 1 BB: 0 P: 12	R: 0 H: 1 E: 0 K: 0 S: 7	H: 1 LOB: 0 BB: 0 P: 9	R: 1 H: 1 E: 0 K: 0 S: 6	H: 1 LOB: 2 BB: 1 P: 9	R: 0 H: 1 E: 0 K: 2 S: 9	H: 1 LOB: 1 BB: 0 P: 17	R: 0 H: 1 E: 0 K: 0 S: 12	H: 1 LOB: 1 BB: 0 P: 12	R: 0 H: 0 E: 0 K: 1 S: 9	H: 0 LOB: 0 BB: 0 P: 13	R: 0 H: 1 E: 0 K: 0 S: 8	H: 1 LOB: 1 BB: 1 P: 16	1B: 4 2B: 2 3B: 0 HR: 2	SF: 0 SAC: 0 DP: 1 HBP: 0	WP: 1 PB: 0 SB: 0 CS: 0	PA: 38		
PITCHER	IP WLS BF H R ER SO BB IBB HBP BLK WP HR S P ERA WHIP	IP WLS BF H R ER SO BB IBB HBP BLK WP HR S P ERA WHIP	IP WLS BF H R ER SO BB IBB HBP BLK WP HR S P ERA WHIP	IP WLS BF H R ER SO BB IBB HBP BLK WP HR S P ERA WHIP	IP WLS BF H R ER SO BB IBB HBP BLK WP HR S P ERA WHIP	IP WLS BF H R ER SO BB IBB HBP BLK WP HR S P ERA WHIP	IP WLS BF H R ER SO BB IBB HBP BLK WP HR S P ERA WHIP	IP WLS BF H R ER SO BB IBB HBP BLK WP HR S P ERA WHIP	IP WLS BF H R ER SO BB IBB HBP BLK WP HR S P ERA WHIP	IP WLS BF H R ER SO BB IBB HBP BLK WP HR S P ERA WHIP	IP WLS BF H R ER SO BB IBB HBP BLK WP HR S P ERA WHIP	IP WLS BF H R ER SO BB IBB HBP BLK WP HR S P ERA WHIP	IP WLS BF H R ER SO BB IBB HBP BLK WP HR S P ERA WHIP	IP WLS BF H R ER SO BB IBB HBP BLK WP HR S P ERA WHIP	IP WLS BF H R ER SO BB IBB HBP BLK WP HR S P ERA WHIP	IP WLS BF H R ER SO BB IBB HBP BLK WP HR S P ERA WHIP	IP WLS BF H R ER SO BB IBB HBP BLK WP HR S P ERA WHIP	IP WLS BF H R ER SO BB IBB HBP BLK WP HR S P ERA WHIP	IP WLS BF H R ER SO BB IBB HBP BLK WP HR S P ERA WHIP	IP WLS BF H R ER SO BB IBB HBP BLK WP HR S P ERA WHIP	IP WLS BF H R ER SO BB IBB HBP BLK WP HR S P ERA WHIP	IP WLS BF H R ER SO BB IBB HBP BLK WP HR S P ERA WHIP

AB 35
R 3
H 8
RBI 3
BB 3
SO 5
LOB 15



Batter	1	2	3	4	5	6	7	8	9	AB	R	H	RBI	BB	SO	LOB	BOTTOM					
9 David DeJesus, L OBP: 0.352, SLG: 0.374										4	1	1	0	0	0	0	Cincinnati Reds @ Chicago Cubs Wrigley Field, Chicago, IL Thu Aug 09 2012, 8:27 PM - 11:20 PM CDT Att: 33,397 - Drizzlie - 66 F					
15 Darwin Barney, R OBP: 0.306, SLG: 0.383										4	1	1	0	0	1	1						
44 Anthony Rizzo, L OBP: 0.344, SLG: 0.524										2	2	2	1	2	0	0						
12 Alfonso Soriano, R 49 Carlos Marmol, R										4	1	1	2	0	2	4						
13 Starlin Castro, R OBP: 0.302, SLG: 0.414										4	0	1	2	0	0	1						
24 Luis Valbuena, L OBP: 0.287, SLG: 0.343										3	0	1	0	1	1	0						
7 Brett Jackson, L OBP: 0.250, SLG: 0.143										3	0	0	0	0	1	3						
51 Steve Clevenger, L 53 Weington Castillo, R										1	0	0	0	0	1	0						
32 Chris Volstad, R 60 Manny Corpas, R										2	0	0	0	0	0	1						
6 Bryan LaHair, L 54 Shawn Camp, R										1	0	0	0	0	1	0						
21 Joe Mather, R OBP: 0.282, SLG: 0.340										0	0	0	0	0	0	0						
Inning Stats	R: 1 H: 2 E: 0 K: 1 S: 11	H: 2 LOB: 1 BB: 0 P: 15	R: 0 H: 0 E: 0 K: 1 S: 10	H: 0 LOB: 0 BB: 0 P: 13	R: 0 H: 0 E: 0 K: 0 S: 9	H: 0 LOB: 0 BB: 0 P: 13	R: 0 H: 1 E: 0 K: 0 S: 6	H: 1 LOB: 0 BB: 0 P: 8	R: 0 H: 1 E: 0 K: 2 S: 13	H: 1 LOB: 0 BB: 0 P: 20	R: 2 H: 2 E: 1 K: 1 S: 14	H: 2 LOB: 2 BB: 2 P: 28	R: 0 H: 0 E: 0 K: 2 S: 14	H: 0 LOB: 0 BB: 0 P: 22	R: 2 H: 1 E: 0 K: 2 S: 18	H: 1 LOB: 0 BB: 1 P: 27	1B: 3 2B: 4 3B: 0 HR: 1	SF: 0 SAC: 0 DP: 1 HBP: 0	WP: 0 PB: 0 SB: 0 CS: 0	PA: 33		
PITCHER	IP WLS BF H R ER SO BB IBB HBP BLK WP HR S P ERA WHIP	IP WLS BF H R ER SO BB IBB HBP BLK WP HR S P ERA WHIP	IP WLS BF H R ER SO BB IBB HBP BLK WP HR S P ERA WHIP	IP WLS BF H R ER SO BB IBB HBP BLK WP HR S P ERA WHIP	IP WLS BF H R ER SO BB IBB HBP BLK WP HR S P ERA WHIP	IP WLS BF H R ER SO BB IBB HBP BLK WP HR S P ERA WHIP	IP WLS BF H R ER SO BB IBB HBP BLK WP HR S P ERA WHIP	IP WLS BF H R ER SO BB IBB HBP BLK WP HR S P ERA WHIP	IP WLS BF H R ER SO BB IBB HBP BLK WP HR S P ERA WHIP	IP WLS BF H R ER SO BB IBB HBP BLK WP HR S P ERA WHIP	IP WLS BF H R ER SO BB IBB HBP BLK WP HR S P ERA WHIP	IP WLS BF H R ER SO BB IBB HBP BLK WP HR S P ERA WHIP	IP WLS BF H R ER SO BB IBB HBP BLK WP HR S P ERA WHIP	IP WLS BF H R ER SO BB IBB HBP BLK WP HR S P ERA WHIP	IP WLS BF H R ER SO BB IBB HBP BLK WP HR S P ERA WHIP	IP WLS BF H R ER SO BB IBB HBP BLK WP HR S P ERA WHIP	IP WLS BF H R ER SO BB IBB HBP BLK WP HR S P ERA WHIP	IP WLS BF H R ER SO BB IBB HBP BLK WP HR S P ERA WHIP	IP WLS BF H R ER SO BB IBB HBP BLK WP HR S P ERA WHIP	IP WLS BF H R ER SO BB IBB HBP BLK WP HR S P ERA WHIP	IP WLS BF H R ER SO BB IBB HBP BLK WP HR S P ERA WHIP	IP WLS BF H R ER SO BB IBB HBP BLK WP HR S P ERA WHIP

AB 30
R 5
H 7
RBI 5
BB 3
SO 9
LOB 11



Batter	1	2	3	4	5	6	7	8	9	AB	R	H	RBI	BB	SO	LOB	TOP										
2 Zack Cozart, R OBP: 0.292, SLG: 0.406											6	0	1	1	0	1	3										
6 Drew Stubbs, R OBP: 0.302, SLG: 0.391											6	1	1	0	0	1	2										
4 Brandon Phillips, R OBP: 0.334, SLG: 0.453											6	2	2	0	0	0	0										
48 Ryan Ludwick, R OBP: 0.335, SLG: 0.549											5	4	3	2	1	0	2										
26 Xavier Paul, L OBP: 0.441, SLG: 0.433											4	1	1	0	2	0	3										
21 Todd Frazier, R OBP: 0.331, SLG: 0.527											4	1	3	4	1	1	1										
15 Wilson Valdez, R OBP: 0.246, SLG: 0.241											5	0	1	0	0	0	6										
39 Devin Mesoraco, R OBP: 0.297, SLG: 0.367											4	0	1	0	1	0	5										
54 Aroldis Chapman, L OBP: 0.346, SLG: 0.517											0	0	0	0	0	0	0										
34 Homer Bailey, R OBP: 0.143, SLG: 0.143											3	0	0	0	0	0	2										
44 Mike Leake, R OBP: 0.267, SLG: 0.420											1	0	0	0	0	0	1										
51 Sean Marshall, L OBP: 0.297, SLG: 0.367											0	0	0	0	0	0	0										
63 Sam LeCure, R OBP: 0.297, SLG: 0.367											0	0	0	0	0	0	0										
50 Jonathan Broxton, R OBP: 0.256, SLG: 0.336											1	1	1	0	0	0	0										
Inning Stats	R: 0 E: 0 K: 1 S: 7	H: 0 LOB: 0 BB: 0 P: 7	R: 2 E: 0 K: 0 S: 12	H: 3 LOB: 2 BB: 1 P: 21	R: 3 E: 3 K: 1 S: 18	H: 2 LOB: 0 BB: 0 P: 26	R: 0 E: 0 K: 0 S: 9	H: 0 LOB: 0 BB: 0 P: 13	R: 0 E: 0 K: 0 S: 7	H: 1 LOB: 2 BB: 1 P: 15	R: 3 E: 0 K: 0 S: 12	H: 3 LOB: 2 BB: 2 P: 30	R: 0 E: 0 K: 2 S: 11	H: 1 LOB: 1 BB: 0 P: 16	R: 1 E: 0 K: 0 S: 16	H: 2 LOB: 2 BB: 1 P: 28	R: 1 E: 0 K: 0 S: 10	H: 3 LOB: 2 BB: 0 P: 15	1B: 10 2B: 4 HR: 1	SF: 0 SAC: 0 DP: 0 HBP: 0	WP: 2 PB: 1 SB: 3 CS: 0	PA: 50					
PITCHER	IP WLS BF H R ER SO BB IBB HBP BLK WP HR S P ERA WHIP	5.2 L 29 7 6 4 2 1 1 0 0 1 1 58 91 6.35 1.412	0.1 5 2 2 2 0 2 0 0 0 0 0 7 21 54.00 12.000	1.0 4 1 0 0 2 0 0 0 0 0 0 11 16 0.00 1.000	1.0 6 2 1 1 0 1 0 0 0 1 0 16 28 9.00 3.000	1.0 6 3 1 1 0 0 0 0 0 0 0 10 15 9.00 3.000											IP WLS BF H R ER SO BB IBB HBP BLK WP HR S P ERA WHIP										
41 Justin Germano, R ERA: 3.28											5.2	L	29	7	6	4	2	1	1	0	0	1	1	58	91	6.35	1.412
55 Alberto Cabrera, R ERA: 12.0											0.1		5	2	2	2	0	2	0	0	0	0	0	7	21	54.00	12.000
16 Jeff Beliveau, L ERA: 2.16											1.0		4	1	0	0	2	0	0	0	0	0	11	16	0.00	1.000	
54 Shawn Camp, R ERA: 3.79											1.0		6	2	1	1	0	1	0	0	0	1	0	16	28	9.00	3.000
60 Manny Corpas, R ERA: 3.51											1.0		6	3	1	1	0	0	0	0	0	0	10	15	9.00	3.000	

Cincinnati Reds @ Chicago Cubs
Wrigley Field, Chicago, IL
Fri Aug 10 2012, 1:21 PM - 5:17 PM CDT
Att: 36,891 - Partly Cloudy - 70 F

AB 45
R 10
H 15
RBI 8
BB 5
SO 4
LOB 25



Batter	1	2	3	4	5	6	7	8	9	AB	R	H	RBI	BB	SO	LOB	BOTTOM	
9 David DeJesus, L OBP: 0.355, SLG: 0.378											4	2	2	1	1	0	1	
15 Darwin Barney, R OBP: 0.309, SLG: 0.386											5	2	3	0	0	0	1	
44 Anthony Rizzo, L OBP: 0.346, SLG: 0.517																		

Batter	1	2	3	4	5	6	7	8	9	AB	R	H	RBI	BB	SO	LOB	TOP				
2 Zack Cozart, R OBP: 0.291, SLG: 0.404	G5-3		K		K		K		1B	5	0	1	0	0	3	2					
6 Drew Stubbs, R OBP: 0.301, SLG: 0.392	K		K		K			2B	F7	5	1	1	0	0	3	2					
4 Brandon Phillips, R OBP: 0.337, SLG: 0.457	F9				2B		G6-3		1B	5	2	3	0	0	0	0					
48 Ryan Ludwick, R OBP: 0.336, SLG: 0.549	F8				HBP		F8		F8	4	0	1	2	0	0	2					
54 Aroldis Chapman, L										0	0	0	0	0	0	0					
21 Todd Frazier, R OBP: 0.337, SLG: 0.529	1B				1B		BB		L7-4	3	0	2	1	1	0	1					
28 Chris Heisey, R OBP: 0.308, SLG: 0.398	F9				K		F8		15 S	4	1	1	0	0	1	4					
15 Wilson Valdez, R OBP: 0.246, SLG: 0.242	G3				FC6-4				2B	4	0	1	1	0	0	3					
29 Ryan Hanigan, R OBP: 0.357, SLG: 0.352	F9						G4-3		G4-3	4	0	2	0	0	0	1					
61 Bronson Arroyo, R OBP: 0.159, SLG: 0.143					SH1-4		FC1-6		G3-1	2	0	0	0	0	1	1					
26 Xavier Paul, L					SH1-4					1	0	0	0	0	0	0					
Inning Stats	R: 0 E: 0 K: 1 S: 7	H: 0 LOB: 0 BB: 0 P: 11	R: 0 E: 0 K: 0 S: 5	H: 1 LOB: 1 BB: 0 P: 5	R: 0 E: 0 K: 2 S: 9	H: 0 LOB: 0 BB: 0 P: 15	R: 1 E: 0 K: 2 S: 17	H: 2 LOB: 2 BB: 0 P: 24	R: 0 E: 0 K: 0 S: 11	H: 0 LOB: 1 BB: 1 P: 18	R: 0 E: 0 K: 1 S: 9	H: 1 LOB: 1 BB: 0 P: 11	R: 3 E: 0 K: 0 S: 22	H: 5 LOB: 1 BB: 0 P: 31	R: 0 E: 0 K: 0 S: 12	H: 2 LOB: 2 BB: 0 P: 20	1B: 8 2B: 5 3B: 0 HR: 0	SF: 0 SAC: 1 DP: 1 HBP: 1	WP: 0 PB: 0 SB: 1 CS: 0	PA: 40	
PITCHER	IP	WLS	BF	H	R	ER	SO	BB	IBB	HBP	BLK	WP	HR	S	P	ERA	WHIP				
37 Travis Wood, L ERA: 4.52	7.0		28	5	1	1	8	1	0	1	0	0	0	69	99	1.29	0.857				
40 James Russell, L ERA: 3.59	1.0	L	7	5	3	3	0	0	0	0	0	0	0	22	31	27.00	5.000				
55 Alberto Cabrera, R ERA: 9.0	1.0		5	2	0	0	0	0	0	0	0	0	0	12	20	0.00	2.000				

Cincinnati Reds @ Chicago Cubs
Wrigley Field, Chicago, IL
Sat Aug 11 2012, 3:05 PM - 5:49 PM CDT
Att: 40,602 - Sunny - 72 F

AB	37
R	4
H	12
RBI	4
BB	1
SO	8
LOB	16



Batter	1	2	3	4	5	6	7	8	9	AB	R	H	RBI	BB	SO	LOB	BOTTOM					
9 David DeJesus, L OBP: 0.354, SLG: 0.377	F8				F8			G6-3		4	0	1	2	0	0	0						
15 Darwin Barney, R OBP: 0.306, SLG: 0.382	G5-3				F9			K		4	0	0	0	0	1	2						
44 Anthony Rizzo, L OBP: 0.344, SLG: 0.510	1B				G6-3			G4-3		4	0	1	0	0	0	0						
12 Alfonso Soriano, R OBP: 0.318, SLG: 0.488	F8				G6-3			K		4	0	0	0	0	1	1						
13 Starlin Castro, R OBP: 0.305, SLG: 0.416	F9				L8			P5		4	0	1	0	0	0	0						
24 Luis Valbuena, L OBP: 0.286, SLG: 0.347					G6-3			F7		3	1	1	0	0	0	1						
5 Josh Vitters, R OBP: 0.125, SLG: 0.188										1	0	0	0	0	1	0						
6 Bryan LaHair, L OBP: 0.262, SLG: 0.340					F8			G6-3		2	1	0	0	1	0	0						
21 Joe Mather, R										0	0	0	0	0	0	0						
51 Steve Clevenger, L OBP: 0.260, SLG: 0.317					K			L9		3	0	1	0	0	1	0						
37 Travis Wood, R OBP: 0.200, SLG: 0.300					L7			K		3	0	0	0	0	2	3						
40 James Russell, L										0	0	0	0	0	0	0						
55 Alberto Cabrera, R										0	0	0	0	0	0	0						
Inning Stats	R: 0 E: 0 K: 0 S: 8	H: 1 LOB: 1 BB: 0 P: 13	R: 2 E: 0 K: 1 S: 15	H: 3 LOB: 2 BB: 1 P: 23	R: 0 E: 0 K: 0 S: 9	H: 0 LOB: 0 BB: 0 P: 12	R: 0 E: 0 K: 1 S: 8	H: 0 LOB: 0 BB: 0 P: 12	R: 0 E: 0 K: 0 S: 7	H: 0 LOB: 0 BB: 0 P: 9	R: 0 E: 0 K: 0 S: 10	H: 1 LOB: 1 BB: 0 P: 11	R: 0 E: 0 K: 1 S: 6	H: 0 LOB: 0 BB: 0 P: 9	R: 0 E: 0 K: 1 S: 12	H: 0 LOB: 0 BB: 0 P: 15	R: 0 E: 0 K: 2 S: 10	H: 0 LOB: 0 BB: 0 P: 13	1B: 4 2B: 1 3B: 0 HR: 0	SF: 0 SAC: 0 DP: 0 HBP: 0	WP: 0 PB: 0 SB: 0 CS: 0	PA: 33
PITCHER	IP	WLS	BF	H	R	ER	SO	BB	IBB	HBP	BLK	WP	HR	S	P	ERA	WHIP					
61 Bronson Arroyo, R ERA: 3.95	8.0		30	5	2	2	4	1	0	0	0	0	0	75	104	2.25	0.750					
54 Aroldis Chapman, L ERA: 1.29	1.0	S	3	0	0	0	2	0	0	0	0	0	0	10	13	0.00	0.000					

Cincinnati Reds @ Chicago Cubs
Wrigley Field, Chicago, IL
Sat Aug 11 2012, 3:05 PM - 5:49 PM CDT
Att: 40,602 - Sunny - 72 F

AB	32
R	2
H	5
RBI	2
BB	1
SO	6
LOB	7

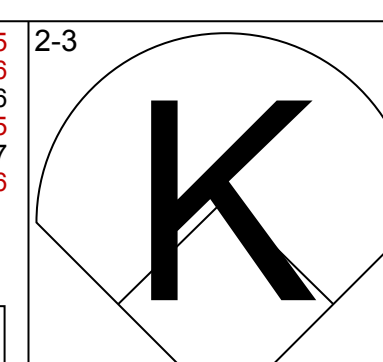
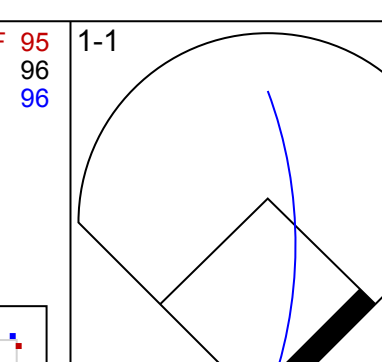
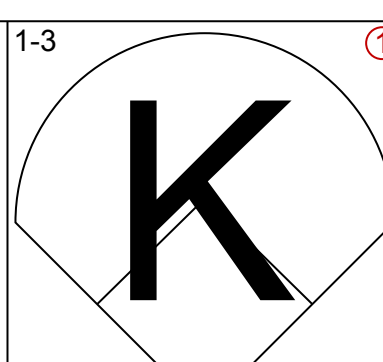
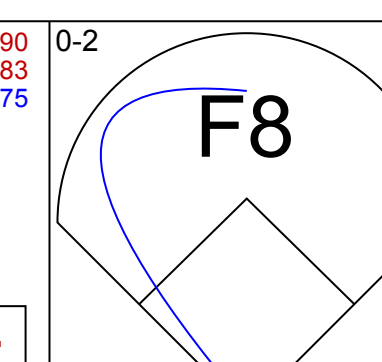
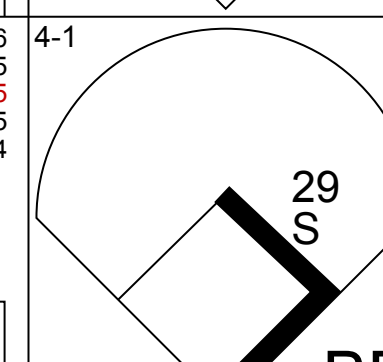
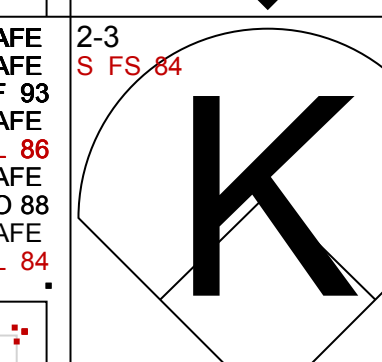
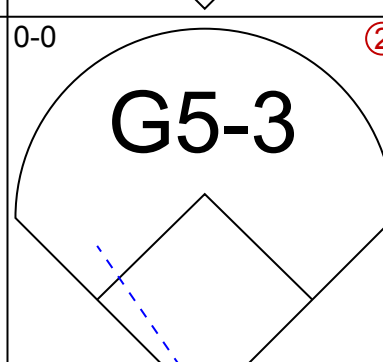
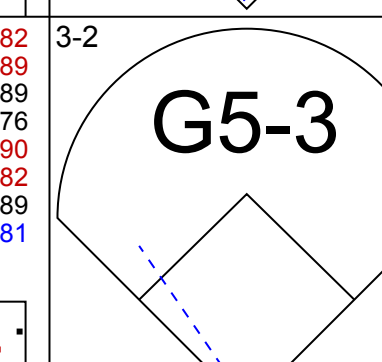
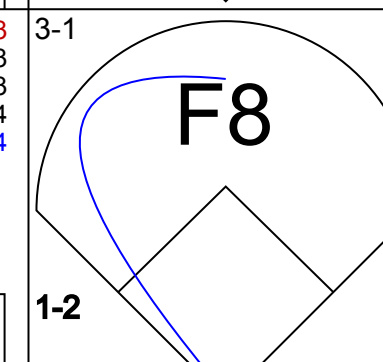
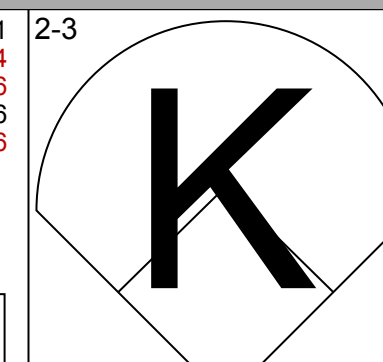
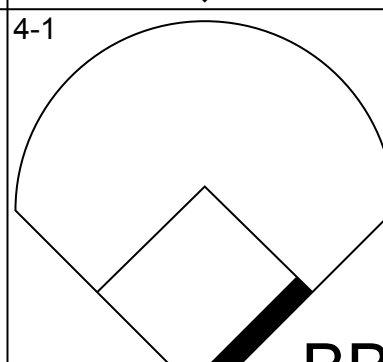
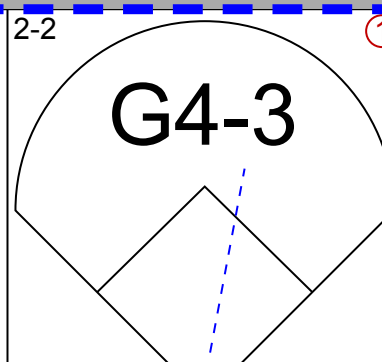
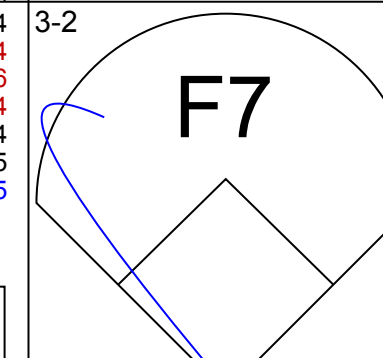
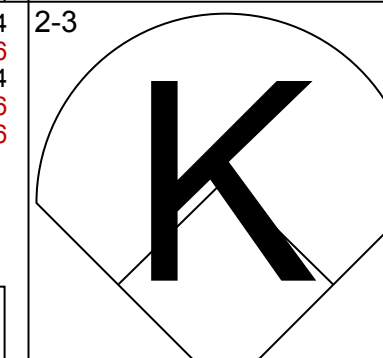
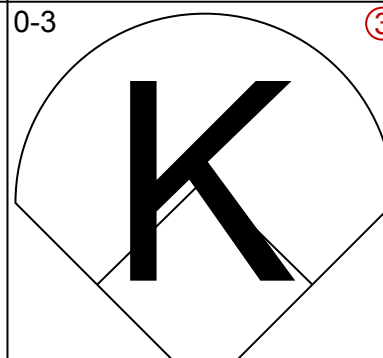
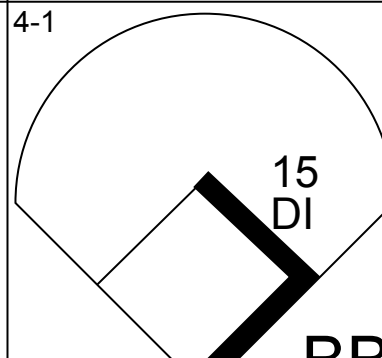
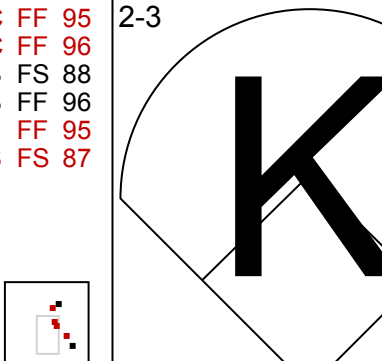
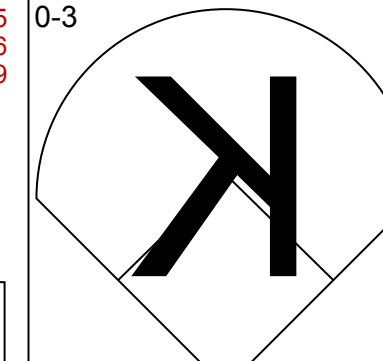
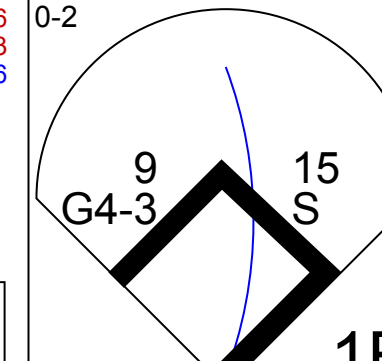
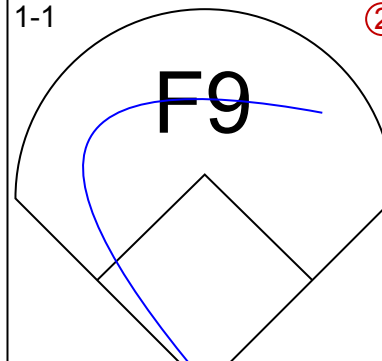
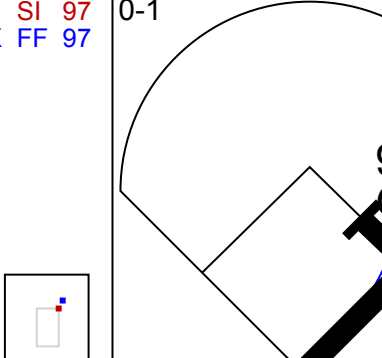
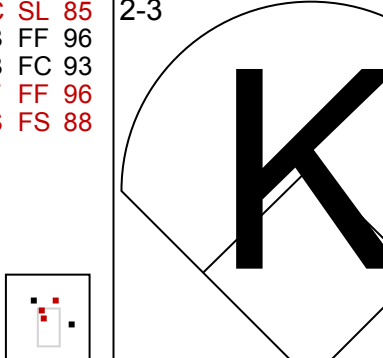
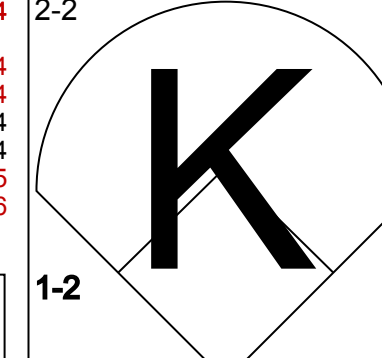
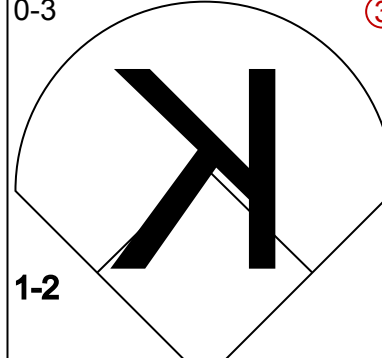
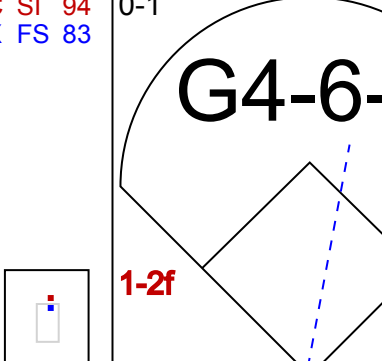
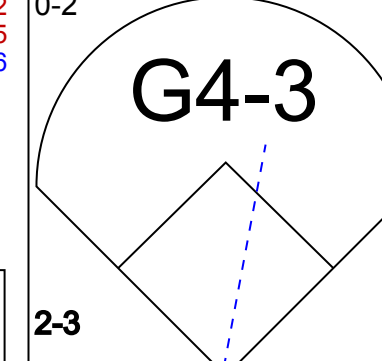
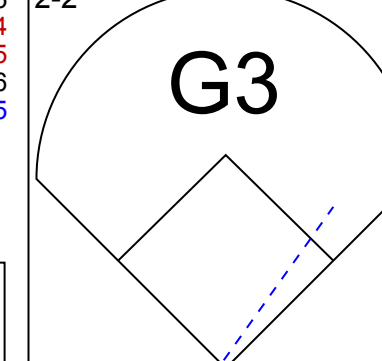


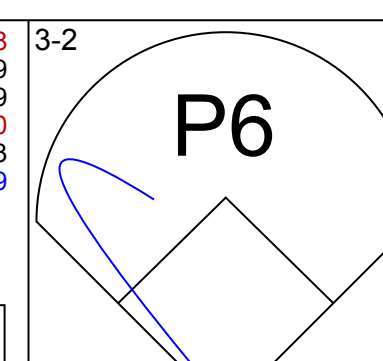
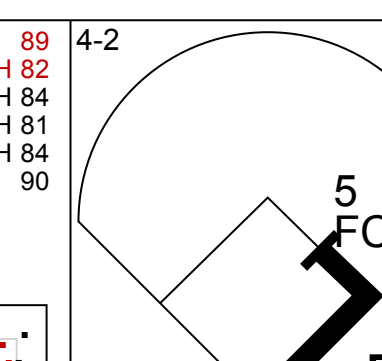
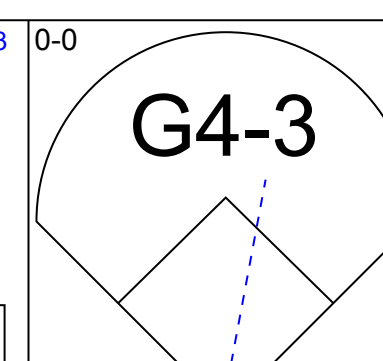
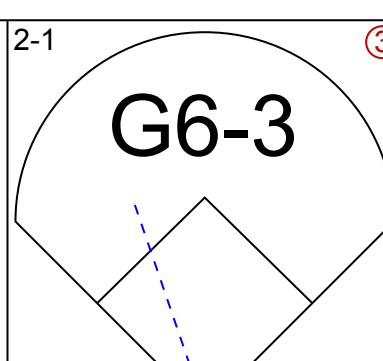
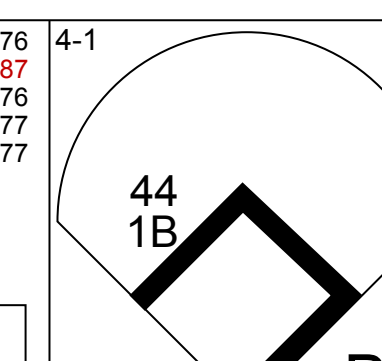
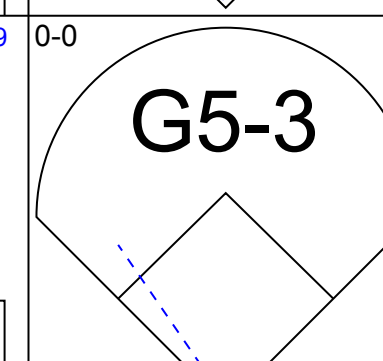
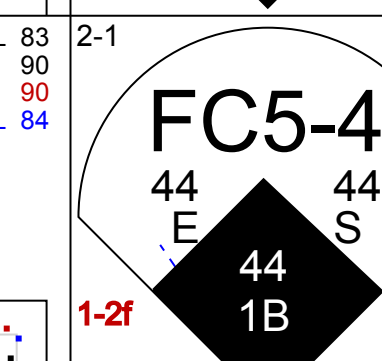
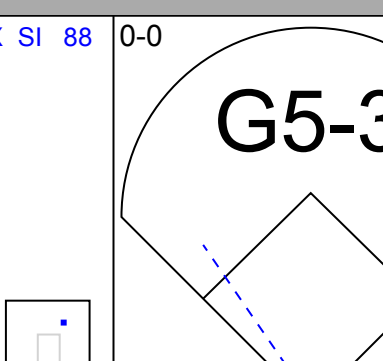
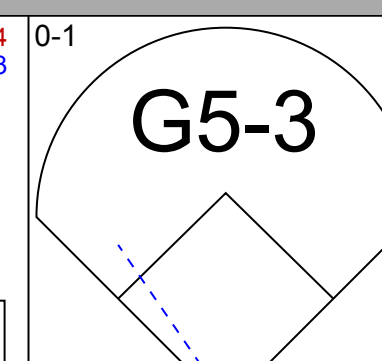

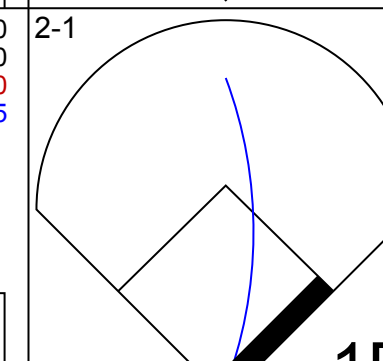
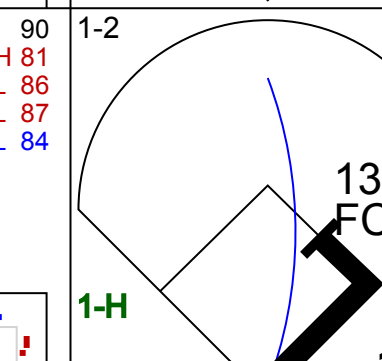
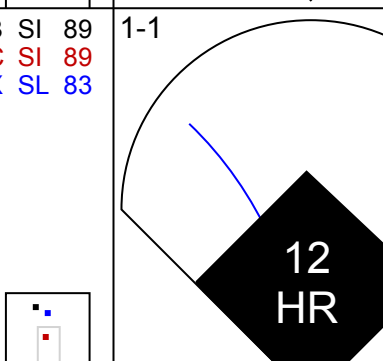
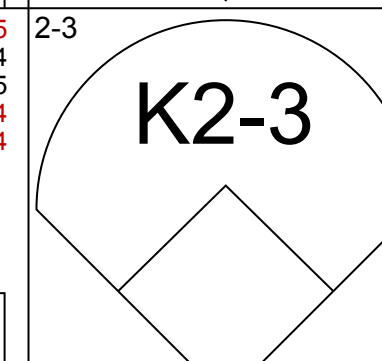

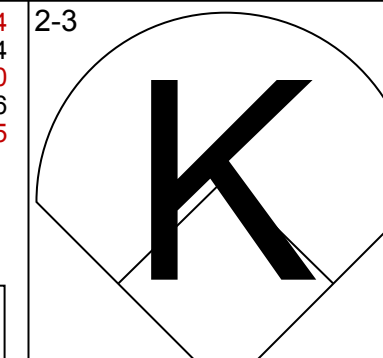
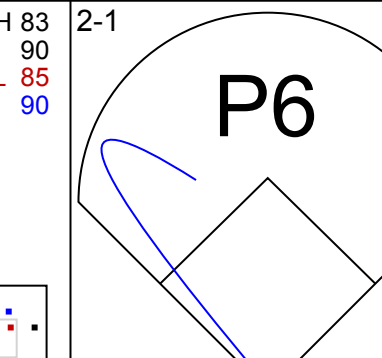
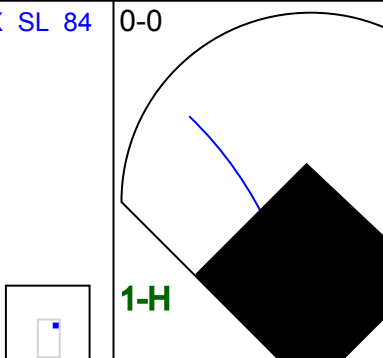
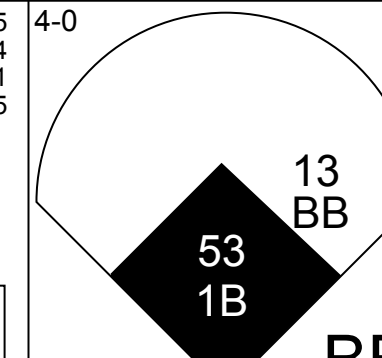


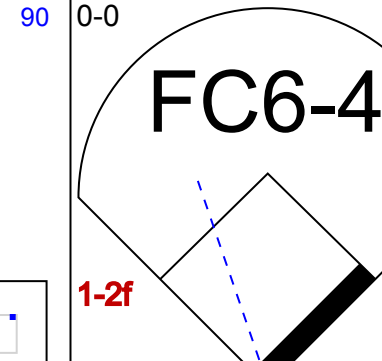
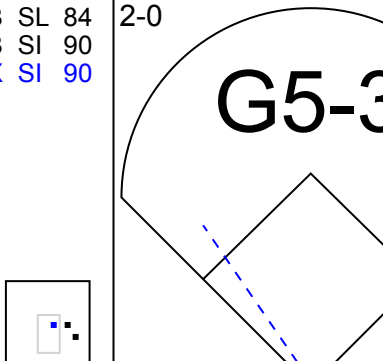
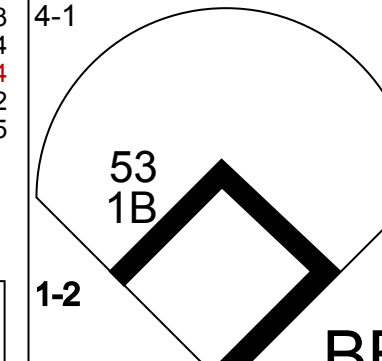
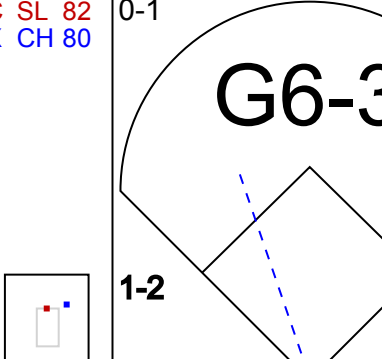

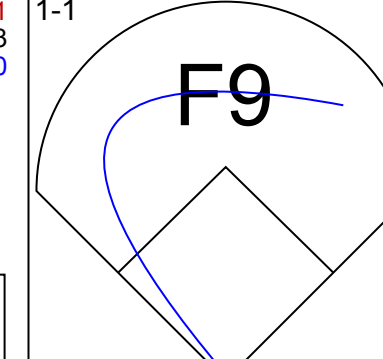


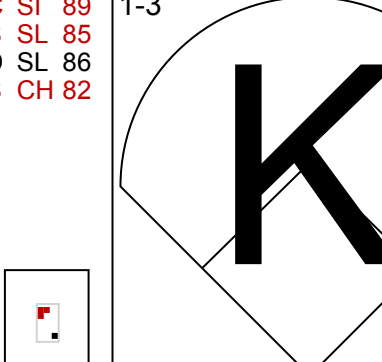
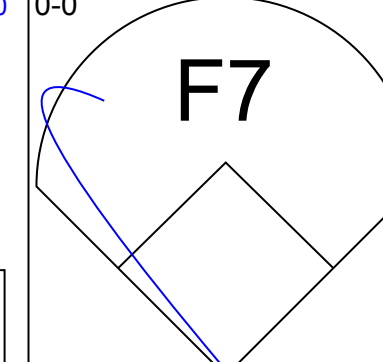
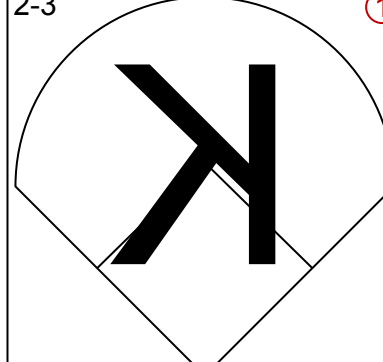

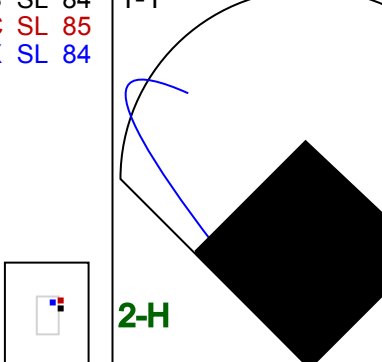
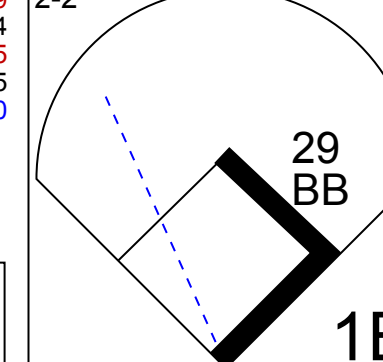
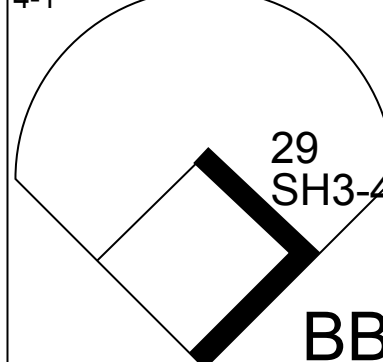

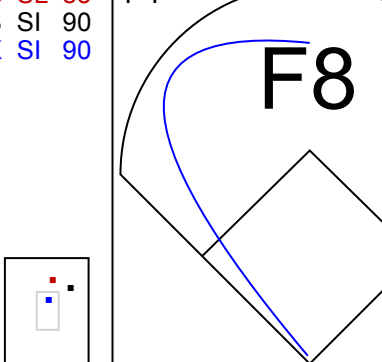
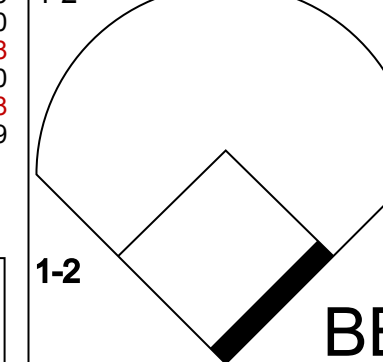
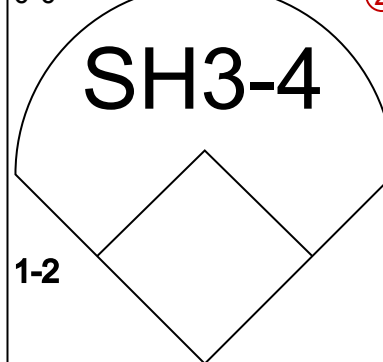

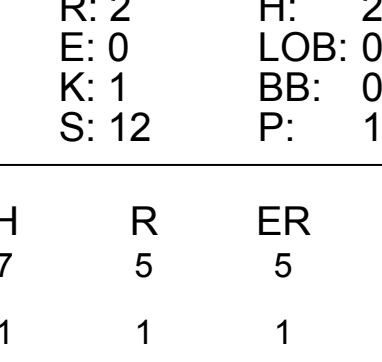
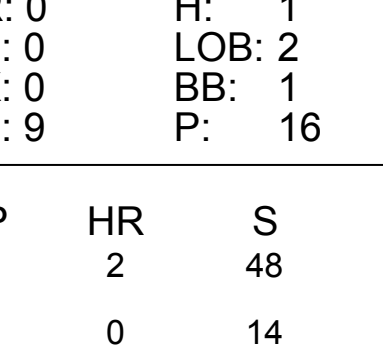
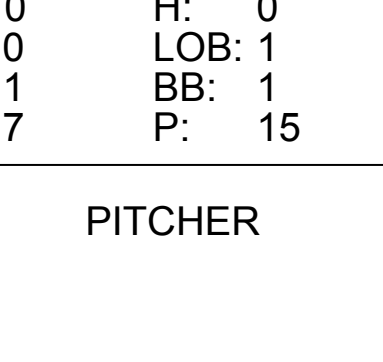

Batter	1	2	3	4	5	6	7	8	9	AB	R	H	RBI	BB	SO	LOB	TOP								
2 Zack Cozart, R OBP: 0.289, SLG: 0.400										4	0	0	0	0	0	4	Cincinnati Reds @ Chicago Cubs Wrigley Field, Chicago, IL Sun Aug 12 2012, 1:24 PM - 3:59 PM CDT Att: 35,461 - Cloudy - 75 F								
6 Drew Stubbs, R OBP: 0.298, SLG: 0.387										4	0	0	0	0	3	2									
4 Brandon Phillips, R OBP: 0.334, SLG: 0.453										4	0	0	0	0	0	0									
48 Ryan Ludwick, R OBP: 0.335, SLG: 0.555										4	1	1	1	0	0	0									
21 Todd Frazier, R OBP: 0.339, SLG: 0.528										4	1	2	0	0	1	0									
32 Jay Bruce, L OBP: 0.325, SLG: 0.486										4	1	1	2	0	1	1									
43 Miguel Cairo, R OBP: 0.179, SLG: 0.222										4	0	1	0	0	0	0									
29 Ryan Hanigan, R OBP: 0.363, SLG: 0.351										1	0	0	0	2	0	0									
47 Johnny Cueto, R OBP: 0.125, SLG: 0.146										2	0	1	0	0	0	0									
26 Xavier Paul, L OBP: 0.417, SLG: 0.496										1	0	0	0	0	0	1									
54 Aroldis Chapman, L OBP: 0.325, SLG: 0.486										0	0	0	0	0	0	0									
Inning Stats	R: 0 E: 0 K: 1 S: 10	H: 0 LOB: 0 BB: 0 P: 13	R: 0 E: 0 K: 0 S: 6	H: 0 LOB: 0 BB: 0 P: 10	R: 0 E: 0 K: 0 S: 7	H: 0 LOB: 0 BB: 0 P: 12	R: 0 E: 0 K: 0 S: 7	H: 0 LOB: 0 BB: 0 P: 11	R: 2 E: 0 K: 1 S: 10	H: 3 LOB: 2 BB: 1 P: 19	R: 1 E: 0 K: 1 S: 11	H: 2 LOB: 1 BB: 0 P: 18	R: 0 E: 0 K: 1 S: 12	H: 1 LOB: 2 BB: 0 P: 19	R: 0 E: 0 K: 1 S: 5	H: 0 LOB: 0 BB: 0 P: 8	R: 0 E: 0 K: 1 S: 9	H: 0 LOB: 1 BB: 1 P: 15	1B: 3 2B: 1 3B: 0 HR: 2	SF: 0 SAC: 1 DP: 0 HBP: 1	WP: 0 PB: 0 SB: 1 CS: 0	PA: 36			
PITCHER	IP	WLS	BF	H	R	ER	SO	BB	IBB	HBP	BLK	WP	HR	S	P	ERA	WHIP								
43 Brooks Riley, L ERA: 9.0	6.0	L	24	5	3	3	2	1	0	0	0	0	2	51	83	4.50	1.000								
60 Manny Corpas, R ERA: 3.68	1.0		5	1	0	0	1	0	0	1	0	0	0	12	19	0.00	1.000								
54 Shawn Camp, R ERA: 3.72	1.0		3	0	0	0	1	0	0	0	0	0	0	5	8	0.00	0.000								
49 Carlos Marmol, R ERA: 4.46	1.0		4	0	0	0	1	1	0	0	0	0	0	9	15	0.00	1.000								

Batter	1	2	3	4	5	6	7	8	9	AB	R	H	RBI	BB	SO	LOB	BOTTOM								
9 David DeJesus, L OBP: 0.353, SLG: 0.375										4	0	1	0	0	1	2	Cincinnati Reds @ Chicago Cubs Wrigley Field, Chicago, IL Sun Aug 12 2012, 1:24 PM - 3:59 PM CDT Att: 35,461 - Cloudy - 75 F								
15 Darwin Barney, R OBP: 0.306, SLG: 0.381										4	0	1	0	0	0	4									
44 Anthony Rizzo, L OBP: 0.335, SLG: 0.497										4	0	0	0	0	0	3									
12 Alfonso Soriano, R OBP: 0.317, SLG: 0.485										3	0	0	0	1	2	1									
13 Starlin Castro, R OBP: 0.302, SLG: 0.412										4	0	0	0	0	0	2									
24 Luis Valbuena, L OBP: 0.280, SLG: 0.340										3	0	0	0	0	0	1									
7 Brett Jackson, L OBP: 0.261, SLG: 0.150										3	0	1	0	0	1	1									
51 Steve Clevenger, L OBP: 0.261, SLG: 0.313										2	0	0	0	1	0	0									
43 Brooks Riley, L ERA: 9.0										1	0	0	0	0	0	2									
45 Adrian Cardenas, L OBP: 0.286, SLG: 0.391										1	0	0	0	0	0	0									
60 Manny Corpas, R ERA: 3.68										0	0	0	0	0	0	0									
54 Shawn Camp, R ERA: 3.72										0	0	0	0	0	0	0									
6 Bryan LaHair, L OBP: 0.340, SLG: 0.455										1	0	0	0	0	0	0									
49 Carlos Marmol, R ERA: 4.46										0	0	0	0	0	0	0									
Inning Stats	R: 0 E: 0 K: 0 S: 5	H: 0 LOB: 0 BB: 0 P: 5	R: 0 E: 0 K: 1 S: 6	H: 0 LOB: 0 BB: 0 P: 8	R: 0 E: 0 K: 1 S: 16	H: 1 LOB: 2 BB: 1 P: 26	R: 0 E: 0 K: 0 S: 6	H: 0 LOB: 0 BB: 0 P: 11	R: 0 E: 0 K: 1 S: 10	H: 0 LOB: 0 BB: 0 P: 17	R: 0 E: 0 K: 0 S: 11	H: 2 LOB: 1 BB: 0 P: 16	R: 0 E: 0 K: 0 S: 11	H: 0 LOB: 1 BB: 1 P: 20	R: 0 E: 0 K: 0 S: 7	H: 0 LOB: 0 BB: 0 P: 10	R: 0 E: 0 K: 1 S: 12	H: 1 LOB: 1 BB: 0 P: 17	1B: 4 2B: 0 3B: 0 HR: 0	SF: 0 SAC: 0 DP: 1 HBP: 0	WP: 0 PB: 0 SB: 0 CS: 0	PA: 32			
PITCHER	IP	WLS	BF	H	R	ER	SO	BB	IBB	HBP	BLK	WP	HR	S	P	ERA	WHIP								
47 Johnny Cueto, R ERA: 2.45	8.0		28	3	0	0	3	2	0	0	0	0	0	72	113	0.00	0.625								
54 Aroldis Chapman, L ERA: 1.25	1.0	S	4	1	0	0	1	0	0	0	0	0	0	12	17	0.00	1.000								

AB	32
R	3
H	6
RBI	3
BB	2
SO	5
LOB	8



Batter	1	2	3	4	5	6	7	8	9	AB	R	H	RBI	BB	SO	LOB	TOP										
23 Tyler Greene, R OBP: 0.278, SLG: 0.383										4	0	1	0	0	2	0	Houston Astros @ Chicago Cubs Wrigley Field, Chicago, IL Mon Aug 13 2012, 7:10 PM - 10:02 PM CDT Att: 31,452 - Overcast - 65 F										
27 Jose Altuve, R OBP: 0.352, SLG: 0.413										3	0	0	0	1	1	1											
29 Brett Wallace, L OBP: 0.391, SLG: 0.500										3	0	0	0	1	1	1											
13 Steve Pearce, R OBP: 0.364, SLG: 0.446										3	0	0	0	1	2	2											
44 Justin Maxwell, R OBP: 0.318, SLG: 0.474										4	0	1	0	0	2	1											
15 Jason Castro, L OBP: 0.328, SLG: 0.376										4	0	1	0	0	3	2											
9 Marwin Gonzalez, S OBP: 0.292, SLG: 0.335										2	0	0	0	1	0	2											
21 Fernando Martinez, L OBP: 0.107, SLG: 0.143										3	0	0	0	0	1	2											
63 Xavier Cedeño, L (7.1)										0	0	0	0	0	0	0											
30 Armando Galarraga, R (1.1)										1	0	0	0	0	0	0											
2 Brandon Barnes, R OBP: 0.222, SLG: 0.356										1	1	1	0	0	0	0											
55 Rhiner Cruz, R (6.1)										0	0	0	0	0	0	0											
3 Ben Francisco, R OBP: 0.303, SLG: 0.396										1	0	0	0	0	0	0											
Inning Stats	R: 0 H: 0 E: 0 K: 1 S: 11	H: 0 LOB: 1 BB: 1 P: 23	R: 0 H: 1 E: 0 K: 1 S: 8	H: 1 LOB: 0 BB: 0 P: 10	R: 0 H: 1 E: 0 K: 2 S: 11	H: 1 LOB: 1 BB: 0 P: 14	R: 0 H: 0 E: 0 K: 3 S: 9	H: 0 LOB: 0 BB: 0 P: 13	R: 0 H: 0 E: 0 K: 1 S: 6	H: 0 LOB: 0 BB: 1 P: 15	R: 1 H: 1 E: 0 K: 2 S: 10	H: 1 LOB: 1 BB: 1 P: 15	R: 0 H: 1 E: 0 K: 1 S: 14	H: 1 LOB: 1 BB: 0 P: 18	R: 0 H: 0 E: 0 K: 0 S: 9	H: 0 LOB: 1 BB: 1 P: 13	R: 0 H: 0 E: 0 K: 1 S: 9	H: 0 LOB: 1 BB: 1 P: 16	1B: 3 2B: 0 3B: 0 HR: 1	SF: 0 SAC: 0 DP: 2 HBP: 0	WP: 0 PB: 0 SB: 2 CS: 0	PA: 33					
PITCHER	IP	WLS	BF	H	R	ER	SO	BB	IBB	HBP	BLK	WP	HR	S	P	ERA	WHIP										
29 Jeff Samardzija, R ERA: 4.06	7.0	W	26	4	1	1	11	3	0	0	0	0	1	69	108	1.29	1.000										
40 James Russell, L ERA: 3.52	1.0		3	0	0	0	0	0	0	0	0	0	0	9	13	0.00	0.000										
16 Jeff Beliveau, L ERA: 1.93	1.0		4	0	0	0	1	1	0	0	0	0	0	9	16	0.00	1.000										

Batter	1	2	3	4	5	6	7	8	9	AB	R	H	RBI	BB	SO	LOB	BOTTOM										
9 David DeJesus, L OBP: 0.353, SLG: 0.372										3	0	0	0	2	0	3	Houston Astros @ Chicago Cubs Wrigley Field, Chicago, IL Mon Aug 13 2012, 7:10 PM - 10:02 PM CDT Att: 31,452 - Overcast - 65 F										
5 Josh Vitters, R OBP: 0.095, SLG: 0.150										4	1	0	1	0	0	1											
44 Anthony Rizzo, L OBP: 0.349, SLG: 0.506										5	1	4	1	0	1	0											
12 Alfonso Soriano, R OBP: 0.318, SLG: 0.490										4	2	1	2	1	1	4											
16 Jeff Beliveau, L (9.1)										0	0	0	0	0	0	0											
13 Starlin Castro, R OBP: 0.304, SLG: 0.412										3	1	1	0	1	0	1											
53 Wellington Castillo, R OBP: 0.303, SLG: 0.476										4	0	1	1	0	0	1											
7 Brett Jackson, L OBP: 0.222, SLG: 0.125										4	0	0	0	0	2	3											
15 Darwin Barney, R OBP: 0.312, SLG: 0.392										2	2	2	2	2	0	0											
29 Jeff Samardzija, R OBP: 0.205, SLG: 0.125										1	0	0	0	1	0	0											
40 James Russell, L (8.1)										0	0	0	0	0	0	0											
21 Joe Mather, R OBP: 0.266, SLG: 0.344										1	0	1	0	0	0	0											
Inning Stats	R: 0 H: 1 E: 0 K: 1 S: 9	H: 2 LOB: 0 BB: 0 P: 16	R: 2 H: 2 E: 0 K: 1 S: 12	H: 2 LOB: 0 BB: 0 P: 15	R: 1 H: 1 E: 0 K: 0 S: 11	H: 1 LOB: 1 BB: 1 P: 20	R: 0 H: 1 E: 0 K: 0 S: 9	H: 1 LOB: 2 BB: 1 P: 16	R: 2 H: 2 E: 0 K: 0 S: 7	H: 2 LOB: 0 BB: 0 P: 11	R: 0 H: 0 E: 0 K: 1 S: 7	H: 0 LOB: 1 BB: 1 P: 15	R: 1 H: 1 E: 0 K: 1 S: 8	H: 1 LOB: 2 BB: 2 P: 21	R: 1 H: 2 E: 0 K: 0 S: 9	H: 2 LOB: 2 BB: 2 P: 22	1B: 8 2B: 0 3B: 0 HR: 2	SF: 1 SAC: 1 DP: 0 HBP: 0	WP: 0 PB: 0 SB: 2 CS: 0	PA: 40							
PITCHER	IP	WLS	BF	H	R	ER	SO	BB	IBB	HBP	BLK	WP	HR	S	P	ERA	WHIP										
30 Armando Galarraga, R ERA: 5.75	5.0	L	24	7	5	5	2	2	0	0	0	0	2	48	78	9.00	1.800										
55 Rhiner Cruz, R ERA: 7.32	1.2		9	1	1	1	2	3	0	0	0	0	0	14	33	5.40	2.400										
63 Xavier Cedeño, L ERA: 4.0	1.1		7	2	1	1	0	2	0	0	0	0	0	10	25	6.75	3.000										

AB	29
R	1
H	4
RBI	1
BB	4
SO	12
LOB	11



AB	31
R	7
H	10
RBI	7
BB	7
SO	4
LOB	13



AB	31
R	7
H	10
RBI	7
BB	7
SO	4
LOB	13



Batter	1	2	3	4	5	6	7	8	9	AB	R	H	RBI	BB	SO	LOB	TOP					
23 Tyler Greene, R OBP: 0.280, SLG: 0.384										5	1	2	0	0	1	2						
27 Jose Altuve, R OBP: 0.354, SLG: 0.420										5	2	3	1	0	0	2						
29 Brett Wallace, L OBP: 0.381, SLG: 0.518										5	1	1	3	0	1	2						
46 Scott Moore, L OBP: 0.296, SLG: 0.443										5	2	3	2	0	0	0						
19 Brian Bogusevic, L OBP: 0.301, SLG: 0.313										5	1	2	0	0	1	1						
2 Brandon Barnes, R OBP: 0.154, SLG: 0.385										4	1	0	1	0	0	2						
21 Fernando Martinez, L OBP: 0.125, SLG: 0.250										4	1	1	3	0	1	0						
18 Chris Snyder, R OBP: 0.297, SLG: 0.296										4	0	1	0	0	1	0						
64 Lucas Harrell, S OBP: 0.213, SLG: 0.196										3	1	1	0	1	1	1						
55 Rhiner Cruz, R OBP: 0.154, SLG: 0.385										0	0	0	0	0	0	0						
Inning Stats	R: 1 E: 0 K: 0 S: 7	H: 2 LOB: 1 BB: 0 P: 9	R: 0 E: 0 K: 1 S: 7	H: 0 LOB: 0 BB: 0 P: 14	R: 3 E: 0 K: 1 S: 18	H: 4 LOB: 1 BB: 0 P: 27	R: 0 E: 0 K: 1 S: 6	H: 1 LOB: 0 BB: 0 P: 8	R: 0 E: 0 K: 1 S: 9	H: 1 LOB: 0 BB: 0 P: 12	R: 5 E: 1 K: 2 S: 26	H: 5 LOB: 1 BB: 0 P: 36	R: 1 E: 0 K: 0 S: 13	H: 1 LOB: 0 BB: 1 P: 19	R: 0 E: 0 K: 0 S: 9	H: 0 LOB: 1 BB: 1 P: 16	R: 0 E: 0 K: 1 S: 6	H: 0 LOB: 0 BB: 0 P: 9	1B: 7 2B: 4 3B: 0 HR: 3	SF: 0 SAC: 0 DP: 1 HBP: 0	WP: 0 PB: 0 SB: 0 CS: 1	PA: 41
PITCHER	IP WLS BF H R ER SO BB IBB HBP BLK WP HR S P ERA WHIP																					
32 Chris Volstad, R ERA: 6.96	5.0 L 21 8 4 4 3 0 0 0 0 0 0 1 47 70 7.20 1.600																					
Lendy Castillo, R ERA: 9.72	0.2 8 5 5 3 2 0 0 0 0 0 0 1 23 32 40.50 7.500																					
28 Michael Bowden, R ERA: 6.0	2.1 9 1 1 1 0 1 0 0 0 0 0 1 25 39 3.86 0.857																					
55 Alberto Cabrera, R ERA: 7.2	1.0 3 0 0 0 1 0 0 0 0 0 0 0 6 9 0.00 0.000																					

Houston Astros @ Chicago Cubs
Wrigley Field, Chicago, IL
Tue Aug 14 2012, 7:07 PM - 9:47 PM CDT
Att: 33,376 - Partly Cloudy - 75 F

AB 40
R 10
H 14
RBI 10
BB 1
SO 6
LOB 10



Batter	1	2	3	4	5	6	7	8	9	AB	R	H	RBI	BB	SO	LOB	BOTTOM					
9 David DeJesus, L OBP: 0.356, SLG: 0.376										2	0	1	0	1	0	0						
45 Adrian Cardenas, L (8, PH) OBP: 0.250, SLG: 0.333										4	0	0	0	0	2	3						
5 Josh Vitters, R OBP: 0.080, SLG: 0.125										4	0	1	0	0	0	0						
44 Anthony Rizzo, L OBP: 0.347, SLG: 0.500										2	0	1	0	0	1	0						
12 Alfonso Soriano, R OBP: 0.319, SLG: 0.490										2	0	0	0	0	0	1						
21 Joe Mather, R (6, PH) OBP: 0.263, SLG: 0.340										4	1	1	0	0	0	1						
13 Starlin Castro, R OBP: 0.303, SLG: 0.410										4	1	1	0	0	0	1						
53 Wellington Castillo, R OBP: 0.314, SLG: 0.462										2	0	0	0	2	1	0						
7 Brett Jackson, L OBP: 0.226, SLG: 0.143										4	0	1	0	0	2	3						
15 Darwin Barney, R OBP: 0.310, SLG: 0.389										3	0	0	1	0	0	2						
32 Chris Volstad, R OBP: 0.067, SLG: 0.067										1	0	1	0	0	0	0						
6 Bryan LaHair, L (5, PH) OBP: 0.340, SLG: 0.454										1	0	0	0	0	1	1						
Lendy Castillo, S ERA: 3.81										0	0	0	0	0	0	0						
28 Michael Bowden, R ERA: 6.0										0	0	0	0	0	1	1						
55 Alberto Cabrera, R ERA: 7.2										0	0	0	0	0	0	0						
Inning Stats	R: 0 E: 0 K: 1 S: 8	H: 0 LOB: 0 BB: 0 P: 10	R: 0 E: 0 K: 2 S: 8	H: 0 LOB: 0 BB: 0 P: 11	R: 0 E: 0 K: 1 S: 11	H: 2 LOB: 2 BB: 0 P: 13	R: 0 E: 0 K: 0 S: 7	H: 1 LOB: 0 BB: 0 P: 7	R: 0 E: 0 K: 1 S: 11	H: 1 LOB: 1 BB: 1 P: 15	R: 0 E: 0 K: 0 S: 11	H: 1 LOB: 1 BB: 1 P: 17	R: 1 E: 0 K: 1 S: 15	H: 1 LOB: 1 BB: 1 P: 22	R: 0 E: 0 K: 1 S: 7	H: 0 LOB: 0 BB: 0 P: 9	R: 0 E: 0 K: 1 S: 9	H: 0 LOB: 1 BB: 1 P: 16	1B: 5 2B: 1 3B: 0 HR: 0	SF: 0 SAC: 0 DP: 2 HBP: 0	WP: 0 PB: 0 SB: 0 CS: 0	PA: 34
PITCHER	IP WLS BF H R ER SO BB IBB HBP BLK WP HR S P ERA WHIP																					
64 Lucas Harrell, R ERA: 3.81	8.0 W 30 6 1 1 7 2 0 0 0 0 0 0 78 104 1.12 1.000																					
55 Rhiner Cruz, R ERA: 7.14	1.0 4 0 0 0 1 1 0 0 0 0 0 0 9 16 0.00 1.000																					

Houston Astros @ Chicago Cubs
Wrigley Field, Chicago, IL
Tue Aug 14 2012, 7:07 PM - 9:47 PM CDT
Att: 33,376 - Partly Cloudy - 75 F

AB 31
R 1
H 6
RBI 1
BB 3
SO 8
LOB 12



Batter	1	2	3	4	5	6	7	8	9	AB	R	H	RBI	BB	SO	LOB	TOP			
9 David DeJesus, L (1,9) OBP: 0.359, SLG: 0.394	F7	G3		L9			G1-3	G1-3		5	0	0	0	0	0	4				
15 Darwin Barney, R (1,4) OBP: 0.309, SLG: 0.386	G6-3		G5-3		F7				G6-3	5	0	1	0	0	0	0				
44 Anthony Rizzo, L (1,3) OBP: 0.339, SLG: 0.483	E8 12 BB 13 1B		G5-3				1B		G3	5	0	2	0	0	0	0				
12 Alfonso Soriano, R (1,7) OBP: 0.319, SLG: 0.483							1B		G3	4	0	0	0	1	1	3				
13 Starlin Castro, R (1,6) OBP: 0.309, SLG: 0.423							1B		G5-3	4	1	2	0	0	0	3				
24 Luis Valbuena, L (1,5) OBP: 0.256, SLG: 0.383										4	1	3	1	0	0	1				
7 Brett Jackson, L (1,8) OBP: 0.256, SLG: 0.278										4	1	1	0	0	2	2				
51 Steve Clevenger, L (1,2) OBP: 0.280, SLG: 0.318										2	0	1	0	2	0	1				
37 Travis Wood, R (1,1) OBP: 0.219, SLG: 0.313										2	0	1	1	0	1	1				
6 Bryan LaHair, L (6,PH) OBP: 0.339, SLG: 0.452										1	0	0	0	0	0	1				
28 Michael Bowden, R (6,1)										0	0	0	0	0	0	0				
45 Adrian Cardenas, L (6,PH) OBP: 0.244, SLG: 0.326										1	0	0	0	0	1	2				
55 Alberto Cabrera, R (8,1)										0	0	0	0	0	0	0				
Inning Stats	R: 0 E: 1 K: 0 S: 10	H: 1 LOB: 2 BB: 1 P: 19	R: 1 E: 0 K: 1 S: 13	H: 1 LOB: 1 BB: 0 P: 22	R: 0 E: 0 K: 0 S: 6	H: 0 LOB: 0 BB: 0 P: 7	R: 2 E: 0 K: 0 S: 14	H: 3 LOB: 1 BB: 1 P: 24	R: 0 E: 0 K: 1 S: 10	H: 1 LOB: 1 BB: 0 P: 15	R: 0 E: 0 K: 1 S: 10	H: 2 LOB: 2 BB: 0 P: 13	R: 0 E: 0 K: 2 S: 14	H: 2 LOB: 2 BB: 0 P: 18	R: 0 E: 0 K: 0 S: 4	H: 0 LOB: 0 BB: 0 P: 7	1B: 8 2B: 2 3B: 0 HR: 1	SF: 0 SAC: 0 DP: 0 HBP: 0	WP: 1 PB: 0 SB: 0 CS: 0	PA: 40
PITCHER	IP WLS BF H R ER SO BB IBB HBP BLK WP HR S P ERA WHIP																			
61 Bronson Arroyo, R (1,1) ERA: 3.96	6.1 W 30 9 3 3 3 3 0 0 0 0 1 1 68 109 4.26 1.895																			
33 Jose Arredondo, R (7,1) ERA: 2.61	0.2 H 2 0 0 0 0 0 0 0 0 0 0 0 5 7 0.00 0.000																			
50 Jonathan Broxton, R (8,1) ERA: 2.88	1.0 5 2 0 0 2 0 0 0 0 0 0 0 14 18 0.00 2.000																			
54 Aroldis Chapman, L (9,1) ERA: 1.24	1.0 3 0 0 0 0 0 0 0 0 0 0 0 4 7 0.00 0.000																			

Chicago Cubs @ Cincinnati Reds
Great American Ball Park, Cincinnati, OH
Fri Aug 17 2012, 7:11 PM - 9:59 PM EDT
Att: 35,332 - Partly Cloudy - 81 F

AB 37
R 3
H 11
RBI 2
BB 3
SO 5
LOB 18



Batter	1	2	3	4	5	6	7	8	9	AB	R	H	RBI	BB	SO	LOB	BOTTOM			
2 Zack Cozart, R (1,6) OBP: 0.294, SLG: 0.410	K		L6			G6-3				4	1	1	1	0	1	0				
6 Drew Stubbs, R (1,8) OBP: 0.299, SLG: 0.389										4	0	2	1	0	1	0				
4 Brandon Phillips, R (1,4) OBP: 0.333, SLG: 0.445	F8		P4		G6-3					4	0	0	0	0	0	2				
48 Ryan Ludwick, R (1,7) OBP: 0.339, SLG: 0.568	F9									4	1	2	1	0	0	1				
32 Jay Bruce, L (1,9) OBP: 0.330, SLG: 0.514										3	2	1	1	0	0	0				
21 Todd Frazier, R (1,3) OBP: 0.344, SLG: 0.545										4	2	2	2	0	1	0				
27 Scott Rolen, R (1,5) OBP: 0.323, SLG: 0.408										4	0	1	0	0	1	1				
29 Ryan Hanigan, R (1,2) OBP: 0.364, SLG: 0.354										3	0	0	0	0	0	1				
61 Bronson Arroyo, R (1,1) ERA: 4.83										3	1	1	0	0	1	1				
33 Jose Arredondo, R (7,1) ERA: 5.39										0	0	0	0	0	0	0				
50 Jonathan Broxton, R (8,1) ERA: 5.39										0	0	0	0	0	0	0				
54 Aroldis Chapman, L (9,1) ERA: 6.0										0	0	0	0	0	0	0				
Inning Stats	R: 0 E: 1 K: 1 S: 15	H: 1 LOB: 1 BB: 0 P: 21	R: 1 E: 1 K: 1 S: 13	H: 1 LOB: 1 BB: 0 P: 17	R: 0 E: 0 K: 1 S: 7	H: 0 LOB: 0 BB: 0 P: 9	R: 5 E: 0 K: 0 S: 24	H: 6 LOB: 1 BB: 0 P: 35	R: 1 E: 0 K: 0 S: 10	H: 1 LOB: 0 BB: 0 P: 15	R: 0 E: 0 K: 0 S: 7	H: 0 LOB: 0 BB: 0 P: 10	R: 0 E: 0 K: 2 S: 7	H: 0 LOB: 0 BB: 0 P: 10	R: 0 E: 0 K: 2 S: 7	H: 0 LOB: 0 BB: 0 P: 10	1B: 4 2B: 2 3B: 1 HR: 3	SF: 0 SAC: 0 DP: 1 HBP: 1	WP: 0 PB: 0 SB: 1 CS: 0	PA: 34
PITCHER	IP WLS BF H R ER SO BB IBB HBP BLK WP HR S P ERA WHIP																			
37 Travis Wood, L (1,1) ERA: 4.83	5.0 L 25 9 7 6 3 7 0 0 1 0 0 0 69 97 10.80 1.800																			
28 Michael Bowden, R (6,1) ERA: 5.39	2.0 6 1 0 0 0 0 0 0 0 0 0 0 13 18 0.00 0.500																			
55 Alberto Cabrera, R (8,1) ERA: 6.0	1.0 3 0 0 0 2 0 0 0 0 0 0 0 7 10 0.00 0.000																			

Chicago Cubs @ Cincinnati Reds
Great American Ball Park, Cincinnati, OH
Fri Aug 17 2012, 7:11 PM - 9:59 PM EDT
Att: 35,332 - Partly Cloudy - 81 F

AB 33
R 7
H 10
RBI 6
BB 0
SO 5
LOB 6



Batter	1	2	3	4	5	6	7	8	9	AB	R	H	RBI	BB	SO	LOB	TOP				
9 David DeJesus, L (1,9) OBP: 0.358, SLG: 0.390			G3-1			K		P3		3	1	0	0	0	1	0					
5 Josh Vitters, R (1,5) OBP: 0.088, SLG: 0.121	F7		F8			K			K	4	0	0	0	0	2	1					
44 Anthony Rizzo, L (1,3) OBP: 0.332, SLG: 0.472	K		G5-3			K			G3	4	0	0	0	0	2	1					
12 Alfonso Soriano, R (1,7) OBP: 0.321, SLG: 0.490			G4-3			K				4	2	2	2	0	1	0					
13 Starlin Castro, R (1,6) OBP: 0.308, SLG: 0.420	G6-3		F7			G5-3				3	0	0	0	1	0	0					
53 Wellington Castillo, R (1,2) OBP: 0.324, SLG: 0.464	K		K							4	0	2	1	0	2	0					
37 Travis Wood, R (9, PR) OBP: 0.219, SLG: 0.313	K		K							0	0	0	0	0	0	0					
7 Brett Jackson, L (1,8) OBP: 0.258, SLG: 0.256	G4-3		G3			F8			K	3	0	0	0	0	0	1					
21 Joe Mather, R (9, PH) OBP: 0.260, SLG: 0.335	G4-3		G3			F8			K	1	0	0	0	0	1	2					
15 Darwin Barney, R (1,4) OBP: 0.309, SLG: 0.386			G6-3			K			K	3	0	1	0	0	1	0					
29 Jeff Samardzija, R (1,1) OBP: 0.196, SLG: 0.119	FC6		G4-3			L8				2	0	0	0	0	0	1					
16 Jeff Beliveau, L (6,1)	FC6		G4-3							0	0	0	0	0	0	0					
60 Manny Corpas, R (7,1)	FC6		G4-3							0	0	0	0	0	0	0					
24 Luis Valbuena, L (8, PH) OBP: 0.295, SLG: 0.381	FC6		G4-3							1	0	0	0	0	0	0					
55 Alberto Cabrera, R (8,1)	FC6		G4-3							0	0	0	0	0	0	0					
Inning Stats	R: 2 E: 0 K: 1 S: 14	H: 1 LOB: 0 BB: 0 P: 21	R: 0 E: 0 K: 1 S: 10	H: 1 LOB: 1 BB: 0 P: 12	R: 0 E: 0 K: 0 S: 8	H: 0 LOB: 0 BB: 0 P: 10	R: 0 E: 0 K: 1 S: 7	H: 0 LOB: 0 BB: 0 P: 12	R: 0 E: 0 K: 3 S: 11	H: 0 LOB: 0 BB: 0 P: 15	R: 0 E: 0 K: 1 S: 9	H: 1 LOB: 0 BB: 0 P: 15	R: 0 E: 0 K: 1 S: 10	H: 0 LOB: 0 BB: 0 P: 16	R: 1 E: 0 K: 2 S: 15	H: 2 LOB: 2 BB: 1 P: 26	1B: 4 2B: 0 3B: 0 HR: 1	SF: 0 SAC: 0 DP: 0 HBP: 1	WP: 0 PB: 0 SB: 0 CS: 0	PA: 34	
PITCHER	IP WLS BF H R ER SO BB IBB HBP BLK WP HR S P ERA WHIP	8.0 W 28 3 2 2 8 0 0 1 0 0 1 74 107 2.25 0.375	1.0 S 6 2 1 1 2 1 0 0 0 0 0 0 15 26 9.00 3.000																		

Chicago Cubs @ Cincinnati Reds
Great American Ball Park, Cincinnati, OH
Sat Aug 18 2012, 1:11 PM - 3:58 PM EDT
Att: 28,754 - Sunny - 79 F

AB 32
R 3
H 5
RBI 3
BB 1
SO 10
LOB 6



Batter	1	2	3	4	5	6	7	8	9	AB	R	H	RBI	BB	SO	LOB	BOTTOM		
2 Zack Cozart, R (1,6) OBP: 0.294, SLG: 0.411	K					G6-3			K	4	0	1	0	0	2	0			
28 Chris Heisey, R (1,8) OBP: 0.310, SLG: 0.396			K						K	3	0	1	0	0	2	1			
6 Drew Stubbs, R (8,8) OBP: 0.299, SLG: 0.389			K						K	0	0	0	0	0	0	0			
4 Brandon Phillips, R (1,4) OBP: 0.330, SLG: 0.440	F8		F8			G6-3			F9	4	0	0	0	0	3				
32 Jay Bruce, L (1,9) OBP: 0.330, SLG: 0.516	K		G4-3			K				4	1	1	0	0	2	3			
21 Todd Frazier, R (1,5) OBP: 0.345, SLG: 0.557									P3	3	2	2	2	0	0	0			
26 Xavier Paul, L (1,7) OBP: 0.428, SLG: 0.472						P3			G3-1	3	1	1	2	1	0	0			
43 Miguel Cairo, R (1,3) OBP: 0.192, SLG: 0.252	P6		P6							3	1	1	1	1	0	1			
29 Ryan Hanigan, R (1,2) OBP: 0.366, SLG: 0.354	G3-1		G3-1							3	0	1	0	1	1	0			
47 Johnny Cueto, R (1,1) OBP: 0.118, SLG: 0.137	G6-3		G6-3							3	0	0	0	0	2				
48 Ryan Ludwick, R (8, PH) OBP: 0.338, SLG: 0.566	G6-3		G6-3							1	0	0	0	0	2				
54 Aroldis Chapman, L (9,1) ERA: 1.74	G6-3		G6-3							0	0	0	0	0	0				
Inning Stats	R: 0 E: 1 K: 2 S: 12	H: 0 LOB: 1 BB: 0 P: 16	R: 2 E: 0 K: 0 S: 12	H: 2 LOB: 0 BB: 0 P: 15	R: 0 E: 0 K: 1 S: 10	H: 1 LOB: 1 BB: 0 P: 14	R: 2 E: 0 K: 1 S: 13	H: 2 LOB: 0 BB: 0 P: 19	R: 0 E: 0 K: 0 S: 14	H: 0 LOB: 2 BB: 2 P: 22	R: 0 E: 0 K: 2 S: 7	H: 0 LOB: 0 BB: 0 P: 12	R: 1 E: 0 K: 0 S: 10	H: 2 LOB: 2 BB: 1 P: 17	1B: 3 2B: 1 3B: 1 HR: 3	SF: 1 SAC: 0 DP: 0 HBP: 1	WP: 1 PB: 0 SB: 0 CS: 0	PA: 36	
PITCHER	IP WLS BF H R ER SO BB IBB HBP BLK WP HR S P ERA WHIP	5.0 L 22 6 4 4 5 0 0 1 0 0 0 15 29 0.00 2.000	1.0 5 0 0 0 0 2 0 0 0 1 0 0 15 29 0.00 2.000	1.0 3 0 0 0 2 0 0 0 0 0 0 7 12 0.00 0.000	1.0 6 2 1 1 0 1 0 0 0 0 0 10 17 9.00 3.000														

Chicago Cubs @ Cincinnati Reds
Great American Ball Park, Cincinnati, OH
Sat Aug 18 2012, 1:11 PM - 3:58 PM EDT
Att: 28,754 - Sunny - 79 F

AB 31
R 5
H 8
RBI 5
BB 3
SO 7
LOB 12



Batter	1	2	3	4	5	6	7	8	9	AB	R	H	RBI	BB	SO	LOB	TOP							
9 David DeJesus, L (1,7) OBP: 0.360, SLG: 0.411										3	1	1	1	1	0	1								
24 Luis Valbuena, L (1,5) OBP: 0.307, SLG: 0.381										4	0	0	0	0	1	1								
13 Starlin Castro, R (1,6) OBP: 0.307, SLG: 0.419										3	0	1	0	1	2	1								
44 Anthony Rizzo, L (1,3) OBP: 0.332, SLG: 0.459										4	0	1	0	0	2	1								
6 Bryan LaHair, L (1,9) OBP: 0.338, SLG: 0.452										4	1	1	1	0	2	2								
51 Steve Clevenger, L (1,2) OBP: 0.282, SLG: 0.304										3	0	1	0	1	1	2								
21 Joe Mather, R (9, PR) OBP: 0.256, SLG: 0.327										0	0	0	0	0	0	0								
7 Brett Jackson, L (1,8) OBP: 0.246, SLG: 0.291										4	0	0	0	0	3	2								
15 Darwin Barney, R (1,4) OBP: 0.303, SLG: 0.378										3	0	0	0	0	1	0								
37 Travis Wood, R (1,1) OBP: 0.206, SLG: 0.294										2	0	0	0	0	1	1								
5 Josh Vitters, R (8, PH) OBP: 0.116, SLG: 0.238										1	0	0	0	0	0	0								
40 James Russell, L (8,1) OBP: 0.256, SLG: 0.327										0	0	0	0	0	0	0								
54 Shawn Camp, R (8,1)										0	0	0	0	0	0	0								
Inning Stats	R: 1 E: 0 K: 2 S: 9	H: 1 LOB: 0 BB: 0 P: 16	R: 0 E: 0 K: 0 S: 9	H: 0 LOB: 0 BB: 1 P: 18	R: 0 E: 1 K: 0 S: 8	H: 0 LOB: 0 BB: 0 P: 13	R: 0 E: 0 K: 1 S: 11	H: 2 LOB: 2 BB: 0 P: 17	R: 0 E: 0 K: 3 S: 9	H: 0 LOB: 0 BB: 0 P: 13	R: 0 E: 0 K: 1 S: 10	H: 0 LOB: 1 BB: 1 P: 16	R: 1 E: 0 K: 2 S: 10	H: 1 LOB: 0 BB: 0 P: 15	R: 0 E: 0 K: 1 S: 12	H: 0 LOB: 1 BB: 1 P: 21	R: 0 E: 0 K: 3 S: 14	H: 1 LOB: 1 BB: 0 P: 21	1B: 3 2B: 1 3B: 0 HR: 2	SF: 0 SAC: 0 DP: 2 HBP: 0	WP: 0 PB: 0 SB: 0 CS: 0	PA: 34		
PITCHER	IP: 7.0 WLS: W BF: 26 ERA: 3.62	H: 4 R: 2 ER: 2 SO: 9	BB: 2 IBB: 0 HBP: 0 BLK: 0	WP: 0 HR: 2 S: 66 P: 108	ERA: 2.57 WHIP: 0.857	IP: 1.0 WLS: H BF: 4 ERA: 3.97	H: 0 R: 0 ER: 0 SO: 1	BB: 1 IBB: 0 HBP: 0 BLK: 0	WP: 0 HR: 0 S: 12 P: 22	ERA: 0.00 WHIP: 1.000	IP: 1.0 WLS: S BF: 4 ERA: 5.08	H: 1 R: 0 ER: 0 SO: 3	BB: 0 IBB: 0 HBP: 0 BLK: 0	WP: 0 HR: 0 S: 14 P: 21	ERA: 0.00 WHIP: 1.000									

Chicago Cubs @ Milwaukee Brewers
Miller Park, Milwaukee, WI
Wed Aug 22 2012, 1:12 PM - 3:52 PM CDT
Att: 30,743 - Sunny - 78 F

AB	31
R	2
H	5
RBI	2
BB	3
SO	13
LOB	11



Batter	1	2	3	4	5	6	7	8	9	AB	R	H	RBI	BB	SO	LOB	BOTTOM						
7 Norichika Aoki, L (1,9) OBP: 0.350, SLG: 0.404										4	1	1	0	0	0	1							
23 Rickie Weeks Jr., R (1,4) OBP: 0.321, SLG: 0.374										4	0	0	0	0	1	1							
8 Ryan Braun, R (1,7) OBP: 0.384, SLG: 0.602										4	2	3	2	0	0	0							
16 Aramis Ramirez, R (1,5) OBP: 0.352, SLG: 0.505										4	0	0	0	0	2	2							
1 Corey Hart, R (1,3) OBP: 0.329, SLG: 0.500										3	0	2	1	0	0	0							
12 Martin Maldonado, R (1,2) OBP: 0.340, SLG: 0.444										3	0	0	0	0	1	2							
27 Carlos Gómez, R (1,8) OBP: 0.303, SLG: 0.458										2	0	0	0	1	1	1							
21 Cody Ransom, R (1,6) OBP: 0.298, SLG: 0.379										2	0	1	0	0	1	1							
49 Yovani Gallardo, R (1,1) OBP: 0.148, SLG: 0.185										2	0	0	0	0	0	1							
20 Jonathan Lucroy, R (7, PH) OBP: 0.374, SLG: 0.550										1	0	0	0	0	0	1							
51 Jim Henderson, L (8,1)										0	0	0	0	0	0	0							
59 John Axford, R (9,1)										0	0	0	0	0	0	0							
Inning Stats	R: 2 E: 0 K: 2 S: 20	H: 3 LOB: 1 BB: 0 P: 28	R: 0 E: 0 K: 0 S: 8	H: 1 LOB: 0 BB: 0 P: 10	R: 0 E: 0 K: 1 S: 5	H: 0 LOB: 0 BB: 0 P: 6	R: 0 E: 0 K: 2 S: 11	H: 1 LOB: 1 BB: 0 P: 14	R: 0 E: 0 K: 0 S: 7	H: 0 LOB: 0 BB: 0 P: 10	R: 1 E: 0 K: 1 S: 12	H: 1 LOB: 0 BB: 1 P: 17	R: 0 E: 0 K: 0 S: 6	H: 0 LOB: 1 BB: 1 P: 14	R: 0 E: 0 K: 0 S: 10	H: 1 LOB: 1 BB: 0 P: 16	1B: 1 2B: 4 3B: 1 HR: 1	SF: 0 SAC: 1 DP: 0 HBP: 0	WP: 0 PB: 0 SB: 1 CS: 0	PA: 31			
PITCHER	IP: 7.0 WLS: L BF: 27 ERA: 4.76	H: 6 R: 3 ER: 3 SO: 6	BB: 1 IBB: 0 HBP: 0 BLK: 0	WP: 0 HR: 1 S: 69 P: 99	ERA: 3.86 WHIP: 1.000	IP: 0.1 WLS: 1 BF: 1 ERA: 3.62	H: 0 R: 0 ER: 0 SO: 0	BB: 0 IBB: 0 HBP: 0 BLK: 0	WP: 0 HR: 2 S: 4 P: 4	ERA: 0.00 WHIP: 0.000	IP: 0.2 WLS: 3 BF: 1 ERA: 3.71	H: 0 R: 0 ER: 0 SO: 0	BB: 0 IBB: 0 HBP: 0 BLK: 0	WP: 0 HR: 0 S: 8 P: 12	ERA: 0.00 WHIP: 1.500								

Chicago Cubs @ Milwaukee Brewers
Miller Park, Milwaukee, WI
Wed Aug 22 2012, 1:12 PM - 3:52 PM CDT
Att: 30,743 - Sunny - 78 F

AB	29
R	3
H	7
RBI	3
BB	1
SO	6
LOB	10



Batter	1	2	3	4	5	6	7	8	9	AB	R	H	RBI	BB	SO	LOB	TOP			
8 Charlie Blackmon, L OBP: 0.111, SLG: 0.185	F8	K		K			F8			4	0	0	0	0	2	3	Colorado Rockies @ Chicago Cubs Wrigley Field, Chicago, IL Fri Aug 24 2012, 1:24 PM - 3:53 PM CDT Att: 31,255 - Partly Cloudy - 91 F			
18 Jonathan Herrera, S OBP: 0.302, SLG: 0.339	E6				G3-1		G4-3			3	1	0	0	1	0	1				
22 Jordan Pacheco, R OBP: 0.334, SLG: 0.403								F9		4	0	1	0	0	1	2				
5 Carlos González, L OBP: 0.385, SLG: 0.539	G3				G3-1			P6		4	1	1	1	0	0	2				
55 Ramon Hernandez, R OBP: 0.246, SLG: 0.339								G6-3		3	0	0	0	1	0	0				
21 Tyler Colvin, L OBP: 0.323, SLG: 0.543								G6-3		4	0	0	0	0	1	2				
10 Chris Nelson, R OBP: 0.330, SLG: 0.427									F8	4	0	0	0	0	1	2				
9 DJ LeMahieu, R OBP: 0.320, SLG: 0.390										4	1	2	1	0	1	0				
13 Drew Pomeranz, R OBP: 0.263, SLG: 0.389										4	0	3	0	0	0	1				
30 Josh Roenicke, R OBP: 0.167, SLG: 0.091										1	0	0	0	0	1	1				
34 Matt Belisle, L OBP: 0.167, SLG: 0.091										0	0	0	0	0	0	0				
51 Matt Reynolds, L OBP: 0.167, SLG: 0.091										0	0	0	0	0	0	0				
14 Josh Rutledge, R OBP: 0.353, SLG: 0.609										1	0	0	0	0	1	1				
Inning Stats	R: 1 E: 1 K: 0 S: 11	H: 1 LOB: 2 BB: 1 P: 20	R: 1 E: 0 K: 2 S: 14	H: 2 LOB: 2 BB: 1 P: 26	R: 1 E: 0 K: 1 S: 8	H: 1 LOB: 0 BB: 0 P: 14	R: 0 E: 0 K: 2 S: 8	H: 1 LOB: 0 BB: 0 P: 11	R: 0 E: 0 K: 1 S: 6	H: 0 LOB: 0 BB: 0 P: 8	R: 0 E: 0 K: 1 S: 6	H: 1 LOB: 1 BB: 0 P: 9	R: 0 E: 0 K: 0 S: 6	H: 0 LOB: 0 BB: 0 P: 8	R: 0 E: 0 K: 1 S: 10	H: 1 LOB: 1 BB: 0 P: 17	1B: 4 2B: 1 3B: 0 HR: 2	SF: 0 SAC: 1 DP: 0 HBP: 0	WP: 1 PB: 0 SB: 0 CS: 1	PA: 36
PITCHER	IP WLS BF H R ER SO BB IBB HBP BLK WP HR S P ERA WHIP	7.0 0.1 0.2 1.0	29 1 2 4	6 0 0 1	3 0 0 0	2 0 0 0	7 0 0 1	2 0 0 0	0 0 0 0	0 0 0 0	0 0 0 0	0 0 0 0	0 0 0 0	0 0 0 0	0 0 0 0	0 0 0 0	0 0 0 0	2.57 0.00 0.00 0.00	1.143 0.000 0.000 1.000	

Batter	1	2	3	4	5	6	7	8	9	AB	R	H	RBI	BB	SO	LOB	BOTTOM			
21 Joe Mather, R OBP: 0.255, SLG: 0.326	L9									4	1	1	1	0	0	0	Colorado Rockies @ Chicago Cubs Wrigley Field, Chicago, IL Fri Aug 24 2012, 1:24 PM - 3:53 PM CDT Att: 31,255 - Partly Cloudy - 91 F			
5 Josh Vitters, R OBP: 0.128, SLG: 0.222										3	0	0	0	1	0	1				
9 David DeJesus, L OBP: 0.360, SLG: 0.411										0	0	0	0	0	0	0				
44 Anthony Rizzo, L OBP: 0.325, SLG: 0.449										4	0	0	0	0	0	2				
12 Alfonso Soriano, R OBP: 0.318, SLG: 0.492										4	1	1	1	0	1	2				
49 Carlos Marmol, R OBP: 0.307, SLG: 0.417										0	0	0	0	0	0	0				
13 Starlin Castro, R OBP: 0.307, SLG: 0.417										2	0	0	0	1	0	0				
53 Wellington Castillo, R OBP: 0.318, SLG: 0.488										3	1	1	1	0	1	1				
7 Brett Jackson, L OBP: 0.250, SLG: 0.345										3	1	1	1	0	1	0				
15 Darwin Barney, R OBP: 0.301, SLG: 0.375										3	0	0	0	0	0	0				
29 Jeff Samardzija, R OBP: 0.188, SLG: 0.114										2	0	0	0	0	0	0				
54 Shawn Camp, R ERA: 2.97										0	0	0	0	0	0	0				
40 James Russell, L ERA: 3.34										0	0	0	0	0	0	0				
24 Luis Valbuena, L OBP: 0.311, SLG: 0.391										1	1	1	0	0	0	0				
Inning Stats	R: 0 E: 0 K: 0 S: 9	H: 0 LOB: 0 BB: 0 P: 14	R: 0 E: 0 K: 0 S: 7	H: 0 LOB: 0 BB: 1 P: 12	R: 0 E: 0 K: 1 S: 6	H: 0 LOB: 0 BB: 0 P: 8	R: 0 E: 0 K: 0 S: 10	H: 0 LOB: 0 BB: 0 P: 17	R: 2 E: 0 K: 0 S: 11	H: 2 LOB: 1 BB: 1 P: 21	R: 0 E: 0 K: 0 S: 9	H: 0 LOB: 1 BB: 1 P: 16	R: 0 E: 0 K: 2 S: 9	H: 0 LOB: 0 BB: 0 P: 14	R: 3 E: 2 K: 0 S: 18	H: 3 LOB: 1 BB: 0 P: 26	1B: 1 2B: 2 3B: 0 HR: 3	SF: 0 SAC: 0 DP: 2 HBP: 0	WP: 0 PB: 0 SB: 0 CS: 0	PA: 31
PITCHER	IP WLS BF H R ER SO BB IBB HBP BLK WP HR S P ERA WHIP	5.0 2.0 0.1 0.2	17 7 5 3	2 0 3 2	2 0 3 2	1 0 0 0	0 0 0 0	0 0 1 0	0 0 12 8	0 18 18 8	0.00 0.00 54.00 0.000	0.600 0.500 9.000 0.000								

AB	33
R	3
H	7
RBI	2
BB	2
SO	8
LOB	14



Batter	1	2	3	4	5	6	7	8	9	AB	R	H	RBI	BB	SO	LOB	TOP				
9 DJ LeMahieu, R OBP: 0.315, SLG: 0.377	G6-3		G1-3				FC6		G5-3	4	1	0	0	1	0	1	Colorado Rockies @ Chicago Cubs Wrigley Field, Chicago, IL Sat Aug 25 2012, 12:07 PM - 3:06 PM CDT Att: 35,296 - Sunny - 90 F				
22 Jordan Pacheco, R OBP: 0.336, SLG: 0.404	1B		G1			G6-4-3	1B			4	0	2	0	0	0	1					
5 Carlos González, L OBP: 0.384, SLG: 0.535	F8		F7				FC3-6			3	0	0	1	1	0	2					
20 Wilin Rosario, R OBP: 0.292, SLG: 0.518	1B			K		K			F7	4	0	1	0	0	2	2					
12 Andrew Brown, R OBP: 0.220, SLG: 0.385 8 Charlie Blackmon, L OBP: 0.111, SLG: 0.165	P4		G6-3			HR			K	4	1	1	1	0	1	2					
10 Chris Nelson, R OBP: 0.325, SLG: 0.423	F8					G4-3			F7	4	0	1	0	0	0	0					
21 Tyler Colvin, L OBP: 0.328, SLG: 0.538						1B			F7	3	0	0	0	1	2	1					
18 Jonathan Herrera, S OBP: 0.301, SLG: 0.337									G6-3	4	1	1	0	0	1	1					
6 Alex White, R OBP: 0.136, SLG: 0.192 14 Josh Rutledge, R OBP: 0.328, SLG: 0.506 59 Carlos Torres, R OBP: 0.299, SLG: 0.500 49 Rex Brothers, L OBP: 0.199, SLG: 0.289 48 Will Harris, R OBP: 0.386, SLG: 0.439 Dexter Fowler, S OBP: 0.395, SLG: 0.657 63 Rafael Betancourt, R OBP: 0.247, SLG: 0.329										1	0	0	0	0	1	1					
Inning Stats	R: 0 H: 2 E: 0 K: 0 S: 14	H: 2 R: 0 ER: 0 LOB: 2 BB: 0 P: 23	R: 0 H: 0 E: 0 K: 1 S: 7	H: 0 R: 0 ER: 0 LOB: 1 BB: 1 P: 14	R: 0 H: 0 E: 0 K: 0 S: 6	H: 0 R: 0 ER: 0 LOB: 0 BB: 0 P: 11	R: 0 H: 1 E: 0 K: 2 S: 8	H: 1 R: 0 ER: 0 LOB: 1 BB: 0 P: 13	R: 2 H: 2 E: 0 K: 1 S: 8	H: 2 R: 0 ER: 0 LOB: 0 BB: 2 P: 19	R: 1 H: 1 E: 0 K: 2 S: 9	H: 1 R: 0 ER: 0 LOB: 0 BB: 0 P: 14	R: 1 H: 2 E: 0 K: 0 S: 9	H: 2 R: 0 ER: 0 LOB: 1 BB: 0 P: 14	R: 0 H: 0 E: 0 K: 1 S: 9	H: 0 R: 0 ER: 0 LOB: 0 BB: 0 P: 15		1B: 6 2B: 0 3B: 0 HR: 2	SF: 0 SAC: 0 DP: 1 HBP: 0	WP: 1 PB: 0 SB: 0 CS: 0	PA: 37
PITCHER	IP WLS BF H R ER SO BB IBB HBP BLK WP HR S P ERA WHIP																				
43 Brooks Riley, L ERA: 6.64	(1, 1)	5.0	L	22	5	2	2	4	3	0	0	0	0	0	0	0	1	43	80	3.60	1.600
60 Manny Corpas, R ERA: 4.19	(6, 1)	1.1	L	7	3	2	2	2	0	0	0	0	0	0	0	0	1	14	22	13.50	2.250
59 Alex Hinshaw, L ERA: 4.45	(7, 1)	0.1		1	0	0	0	0	0	0	0	0	0	0	0	0	0	2	2	0.00	0.000
55 Alberto Cabrera, R ERA: 8.64	(7, 1)	0.1		1	0	0	0	0	0	0	0	0	0	0	0	1	0	2	4	0.00	0.000
54 Shawn Camp, R ERA: 3.63	(8, 1)	1.0		3	0	0	0	1	0	0	0	0	0	0	0	0	0	9	14	0.00	0.000

AB	34
R	4
H	8
RBI	4
BB	3
SO	8
LOB	11



Batter	1	2	3	4	5	6	7	8	9	AB	R	H	RBI	BB	SO	LOB	BOTTOM					
9 David DeJesus, L OBP: 0.357, SLG: 0.407	K		L7			G3			K	4	0	0	0	0	2	2	Colorado Rockies @ Chicago Cubs Wrigley Field, Chicago, IL Sat Aug 25 2012, 12:07 PM - 3:06 PM CDT Att: 35,296 - Sunny - 90 F					
5 Josh Vitters, R OBP: 0.118, SLG: 0.204	F7		L7			F8			CS	4	0	0	0	0	0	0						
44 Anthony Rizzo, L OBP: 0.324, SLG: 0.446										4	0	1	0	0	2	0						
12 Alfonso Soriano, R OBP: 0.318, SLG: 0.489	F8									4	1	1	0	0	0	1						
13 Starlin Castro, R OBP: 0.307, SLG: 0.416										4	0	1	0	0	1	0						
53 Wellington Castillo, R OBP: 0.315, SLG: 0.470										3	1	0	0	1	1	1						
7 Brett Jackson, L OBP: 0.279, SLG: 0.426										3	1	2	2	1	1	0						
15 Darwin Barney, R OBP: 0.299, SLG: 0.372										3	0	0	0	0	1	3						
43 Brooks Riley, L ERA: 6.64 60 Manny Corpas, R ERA: 4.19 59 Alex Hinshaw, L ERA: 4.45 55 Alberto Cabrera, R ERA: 8.64 21 Joe Mather, R OBP: 0.396, SLG: 0.529 54 Shawn Camp, R ERA: 3.63 40 James Russell, L ERA: 3.51										2	0	0	0	0	0	2						
Inning Stats	R: 0 H: 1 E: 0 K: 1 S: 17	H: 1 R: 0 ER: 0 LOB: 1 BB: 0 P: 27	R: 0 H: 1 E: 0 K: 2 S: 12	H: 1 R: 0 ER: 0 LOB: 2 BB: 1 P: 20	R: 0 H: 0 E: 0 K: 1 S: 11	H: 0 R: 0 ER: 0 LOB: 0 BB: 0 P: 18	R: 3 H: 3 E: 1 K: 0 S: 11	H: 3 R: 0 ER: 1 LOB: 0 BB: 0 P: 15	R: 0 H: 0 E: 0 K: 1 S: 9	H: 0 R: 0 ER: 0 LOB: 0 BB: 0 P: 13	R: 0 H: 0 E: 0 K: 1 S: 7	H: 0 R: 0 ER: 0 LOB: 0 BB: 0 P: 12	R: 0 H: 1 E: 0 K: 1 S: 11	H: 1 R: 0 ER: 0 LOB: 1 BB: 1 P: 19	R: 0 H: 0 E: 0 K: 0 S: 3	H: 0 R: 0 ER: 0 LOB: 0 BB: 0 P: 4		R: 0 H: 0 E: 0 K: 1 S: 6	H: 0 R: 0 ER: 0 LOB: 0 BB: 0 P: 7	1B: 4 2B: 1 3B: 0 HR: 1	SF: 0 SAC: 0 DP: 0 HBP: 0	WP: 0 PB: 0 SB: 0 CS: 2
PITCHER	IP WLS BF H R ER SO BB IBB HBP BLK WP HR S P ERA WHIP																					
6 Alex White, R ERA: 5.49	(1, 1)	4.0		18	5	3	2	4	1	0	0	0	0	0	0	0	1	51	80	4.50	1.500	
59 Carlos Torres, R ERA: 4.0	(5, 1)	2.1	W	9	1	0	0	2	1	0	0	0	0	0	0	0	0	22	37	0.00	0.857	
49 Rex Brothers, L ERA: 4.36	(7, 1)	1.1	H	3	0	0	0	1	0	0	0	0	0	0	0	0	0	7	9	0.00	0.000	
48 Will Harris, R ERA: 3.86	(8, 1)	0.1	H	1	0	0	0	0	0	0	0	0	0	0	0	0	0	1	2	0.00	0.000	
63 Rafael Betancourt, R ERA: 2.47	(9, 1)	1.0	S	3	0	0	0	1	0	0	0	0	0	0	0	0	0	6	7	0.00	0.000	

AB	32
R	3
H	6
RBI	2
BB	2
SO	8
LOB	9



Batter	1	2	3	4	5	6	7	8	9	AB	R	H	RBI	BB	SO	LOB	TOP		
8 Charlie Blackmon, L (1,9)	G4-3			G4-3		G5-3		G3-1		4	0	0	0	0	0	0	Colorado Rockies @ Chicago Cubs Wrigley Field, Chicago, IL Sun Aug 26 2012, 3:44 PM - 6:16 PM CDT Att: 32,346 - Overcast - 73 F		
9 DJ LeMahieu, R (1,4)	P2			G6-3				2B		3	0	1	0	1	0				
22 Jordan Pacheco, R (1,3)	F9			1B				F8		4	0	1	0	0	1				
5 Carlos González, L (1,7)				FC4-6				F8		3	0	0	0	0	1				
20 Wilin Rosario, R (1,2)				1B						3	0	1	0	0	1				
21 Tyler Colvin, L (1,8)	L4-3									3	0	1	0	0	0				
10 Chris Nelson, R (1,5)										1	0	0	0	2	0				
18 Jonathan Herrera, S (1,6)										3	0	0	0	0	0				
45 Jhoulys Chacin, R (1,1)										1	0	0	0	0	0				
37 Adam Ottavino, R (6,1)										0	0	0	0	0	0				
14 Josh Rutledge, R (8,1)										0	0	0	0	0	0				
51 Matt Reynolds, L (8,1)										0	0	0	0	0	0				
48 Will Harris, R (8,1)										0	0	0	0	0	0				
Inning Stats	R: 0 E: 0 K: 0 S: 12	H: 0 LOB: 0 BB: 0 P: 16	R: 0 E: 0 K: 1 S: 7	H: 1 LOB: 0 BB: 0 P: 11	R: 0 E: 0 K: 0 S: 7	H: 0 LOB: 0 BB: 0 P: 13	R: 0 E: 0 K: 0 S: 9	H: 1 LOB: 1 BB: 0 P: 15	R: 0 E: 0 K: 1 S: 9	H: 0 LOB: 1 BB: 1 P: 16	R: 0 E: 0 K: 1 S: 9	H: 1 LOB: 2 BB: 1 P: 16	R: 0 E: 0 K: 0 S: 9	H: 1 LOB: 1 BB: 0 P: 13			1B: 2 2B: 3 3B: 0 HR: 0	SF: 0 SAC: 0 DP: 1 HBP: 0	WP: 0 PA: 30 PB: 0 SB: 0 CS: 0
PITCHER	IP WLS BF H R ER SO BB IBB HBP BLK WP HR S P ERA WHIP																		
32 Chris Volstad, R (1,1)	6.2 W 25 3 0 0 3 3 0 0 0 0 0 0 60 101 0.00 0.900																		
60 Manny Corpas, R (7,1)	0.1 H 1 0 0 0 0 0 0 0 0 0 0 0 1 1 0.00 0.000																		
54 Shawn Camp, R (8,1)	1.0 S 4 1 0 0 0 0 0 0 0 0 0 0 9 13 0.00 1.000																		

Batter	1	2	3	4	5	6	7	8	9	AB	R	H	RBI	BB	SO	LOB	BOTTOM		
9 David DeJesus, L (1,9)	F9			F7		F8		E8		5	0	2	1	0	0	1	Colorado Rockies @ Chicago Cubs Wrigley Field, Chicago, IL Sun Aug 26 2012, 3:44 PM - 6:16 PM CDT Att: 32,346 - Overcast - 73 F		
24 Luis Valbuena, L (1,5)	L9			G1-3		P2		K		5	0	0	0	0	1	3			
44 Anthony Rizzo, L (1,3)	1B			1B		BB		12 IBB		2	0	2	0	2	0	0			
12 Alfonso Soriano, R (1,7)	L9			K		K		G5-4-3		4	0	0	0	0	2	6			
13 Starlin Castro, R (1,6)				K						3	3	2	0	1	1	0			
51 Steve Clevenger, L (1,2)	F8			G1		G6-3		B3		4	0	0	0	0	0	3			
7 Brett Jackson, L (1,8)	BB			1B		G3-1		WP		2	1	1	0	2	0	1			
15 Darwin Barney, R (1,4)	FC6-4			FC4-6		1B		9 BB		3	1	1	2	1	0	2			
32 Chris Volstad, R (1,1)	F8							SF7		3	0	1	0	0	1	2			
60 Manny Corpas, R (7,1)										0	0	0	0	0	0	0			
54 Shawn Camp, R (8,1)										0	0	0	0	0	0	0			
21 Joe Mather, R (8,PH)										0	0	0	1	0	0	0			
Inning Stats	R: 0 E: 0 K: 0 S: 7	H: 1 LOB: 1 BB: 0 P: 9	R: 1 E: 0 K: 0 S: 8	H: 1 LOB: 1 BB: 1 P: 13	R: 0 E: 0 K: 1 S: 10	H: 1 LOB: 1 BB: 0 P: 15	R: 0 E: 0 K: 1 S: 10	H: 1 LOB: 2 BB: 1 P: 22	R: 1 E: 0 K: 1 S: 12	H: 1 LOB: 1 BB: 1 P: 19	R: 0 E: 1 K: 1 S: 7	H: 1 LOB: 1 BB: 1 P: 15	R: 3 E: 1 K: 0 S: 16	H: 2 LOB: 1 BB: 2 P: 30			1B: 8 2B: 1 3B: 0 HR: 0	SF: 1 SAC: 0 DP: 1 HBP: 0	WP: 1 PA: 38 PB: 0 SB: 0 CS: 0
PITCHER	IP WLS BF H R ER SO BB IBB HBP BLK WP HR S P ERA WHIP																		
45 Jhoulys Chacin, R (1,1)	5.0 L 22 5 1 1 1 3 2 0 0 0 0 0 0 19 34 1.80 1.400																		
37 Adam Ottavino, R (6,1)	2.0 9 2 1 1 2 1 1 0 0 0 0 0 4 11 4.50 1.500																		
51 Matt Reynolds, L (8,1)	0.1 3 1 2 2 0 1 0 0 0 0 0 0 4 11 54.00 6.000																		
48 Will Harris, R (8,1)	0.2 4 1 1 1 0 1 0 0 0 0 1 0 12 19 13.50 3.000																		

AB	27
R	0
H	4
RBI	0
BB	3
SO	3
LOB	7

AB	31
R	5
H	9
RBI	4
BB	6
SO	5
LOB	18



Batter	1	2	3	4	5	6	7	8	9	AB	R	H	RBI	BB	SO	LOB	TOP							
7 Norichika Aoki, L OBP: 0.348, SLG: 0.399										4	2	2	1	2	2	2								
23 Rickie Weeks Jr, R OBP: 0.353, SLG: 0.599 61 Livan Hernandez, R (9, 1)										6	2	3	0	0	1	4								
8 Ryan Braun, R OBP: 0.385, SLG: 0.600										6	3	4	5	0	0	2								
16 Aramis Ramirez, R OBP: 0.358, SLG: 0.532 14 Jeff Bianchi, R (9, PH) (9, 4)										5	2	3	4	0	0	1								
1 Corey Hart, R OBP: 0.330, SLG: 0.503 12 Martin Maldonado, R OBP: 0.335, SLG: 0.435 (1, 3) (9, PH) (9, 3)										5	1	1	1	0	1	1								
20 Jonathan Lucroy, R OBP: 0.386, SLG: 0.550										4	1	1	0	1	1	0								
27 Carlos Gómez, R OBP: 0.303, SLG: 0.470										5	3	4	1	0	0	1								
9 Jean Segura, R OBP: 0.227, SLG: 0.226										5	1	1	1	0	1	3								
41 Marco Estrada, R OBP: 0.303, SLG: 0.172 45 Travis Ishikawa, L OBP: 0.328, SLG: 0.288 50 Kameron Loe, R (6, 1) 57 Francisco Rodriguez, R (7, 1) 2 Nyjer Morgan, L OBP: 0.307, SLG: 0.395 51 Jim Henderson, L (8, 1) 21 Cody Ransom, R OBP: 0.265, SLG: 0.375 (9, PH) (9, 5)										2	0	1	0	0	0	2								
Inning Stats	R: 1 E: 0 K: 0 S: 9	H: 2 LOB: 1 BB: 0 P: 13	R: 0 E: 0 K: 1 S: 13	H: 2 LOB: 2 BB: 0 P: 19	R: 0 E: 0 K: 1 S: 7	H: 1 LOB: 0 BB: 0 P: 13	R: 0 E: 1 K: 1 S: 12	H: 1 LOB: 0 BB: 0 P: 19	R: 3 E: 0 K: 2 S: 15	H: 3 LOB: 0 BB: 0 P: 24	R: 1 E: 0 K: 1 S: 15	H: 2 LOB: 1 BB: 0 P: 23	R: 0 E: 0 K: 0 S: 4	H: 1 LOB: 0 BB: 0 P: 6	R: 1 E: 0 K: 1 S: 11	H: 1 LOB: 0 BB: 0 P: 15	R: 9 E: 1 K: 1 S: 30	H: 8 LOB: 2 BB: 3 P: 54	1B: 13 2B: 3 3B: 0 HR: 5	SF: 0 SAC: 0 DP: 2 HBP: 0	WP: 1 PB: 0 SB: 2 CS: 0	PA: 50		
PITCHER	IP WLS BF H R ER SO BB IBB HBP BLK WP HR S P ERA WHIP	IP WLS BF H R ER SO BB IBB HBP BLK WP HR S P ERA WHIP	IP WLS BF H R ER SO BB IBB HBP BLK WP HR S P ERA WHIP	IP WLS BF H R ER SO BB IBB HBP BLK WP HR S P ERA WHIP	IP WLS BF H R ER SO BB IBB HBP BLK WP HR S P ERA WHIP	IP WLS BF H R ER SO BB IBB HBP BLK WP HR S P ERA WHIP	IP WLS BF H R ER SO BB IBB HBP BLK WP HR S P ERA WHIP	IP WLS BF H R ER SO BB IBB HBP BLK WP HR S P ERA WHIP	IP WLS BF H R ER SO BB IBB HBP BLK WP HR S P ERA WHIP	IP WLS BF H R ER SO BB IBB HBP BLK WP HR S P ERA WHIP	IP WLS BF H R ER SO BB IBB HBP BLK WP HR S P ERA WHIP	IP WLS BF H R ER SO BB IBB HBP BLK WP HR S P ERA WHIP	IP WLS BF H R ER SO BB IBB HBP BLK WP HR S P ERA WHIP	IP WLS BF H R ER SO BB IBB HBP BLK WP HR S P ERA WHIP	IP WLS BF H R ER SO BB IBB HBP BLK WP HR S P ERA WHIP	IP WLS BF H R ER SO BB IBB HBP BLK WP HR S P ERA WHIP	IP WLS BF H R ER SO BB IBB HBP BLK WP HR S P ERA WHIP	IP WLS BF H R ER SO BB IBB HBP BLK WP HR S P ERA WHIP	IP WLS BF H R ER SO BB IBB HBP BLK WP HR S P ERA WHIP	IP WLS BF H R ER SO BB IBB HBP BLK WP HR S P ERA WHIP	IP WLS BF H R ER SO BB IBB HBP BLK WP HR S P ERA WHIP	IP WLS BF H R ER SO BB IBB HBP BLK WP HR S P ERA WHIP	IP WLS BF H R ER SO BB IBB HBP BLK WP HR S P ERA WHIP	IP WLS BF H R ER SO BB IBB HBP BLK WP HR S P ERA WHIP
41 Justin Germano, R ERA: 5.09	5.0 0 25 10 5 5 4 0 0 0 0 0 0 1 59 92 9.00 2.000	28 Michael Bowden, R ERA: 4.43	1.0 4 1 0 0 1 0 0 0 0 0 0 0 0 12 19 0.00 1.000	55 Alberto Cabrera, R ERA: 7.71	1.0 3 1 0 0 0 0 0 0 0 0 0 0 0 6 6 0.00 1.000	60 Manny Corpas, R ERA: 4.29	1.0 4 1 1 1 1 0 0 0 0 0 1 11 15 9.00 1.000	59 Alex Hinshaw, L ERA: 6.04	0.0 5 4 5 5 0 1 0 0 0 0 3 10 17 ∞ ∞	21 Joe Mather, R ERA: 10.64	0.1 2 1 1 1 0 0 0 0 0 0 0 0 4 4 27.00 3.000													
Batter	1	2	3	4	5	6	7	8	9	AB	R	H	RBI	BB	SO	LOB	BOTTOM							
9 David DeJesus, L OBP: 0.358, SLG: 0.405										4	1	1	0	1	2	2								
5 Josh Vitters, R OBP: 0.107, SLG: 0.185										5	0	0	0	0	3	4								
44 Anthony Rizzo, L OBP: 0.338, SLG: 0.447										4	1	1	1	1	2	1								
12 Alfonso Soriano, R OBP: 0.316, SLG: 0.489										5	1	2	1	0	0	4								
13 Starlin Castro, R OBP: 0.311, SLG: 0.418										4	0	1	1	1	1	1								
51 Steve Clevenger, L OBP: 0.279, SLG: 0.302										4	0	1	0	1	3	2								
7 Brett Jackson, L OBP: 0.325, SLG: 0.470										3	1	1	1	2	1	1								
15 Darwin Barney, R OBP: 0.300, SLG: 0.371										4	0	1	0	0	1	6								
41 Aroldis Chapman, R ERA: 4.05 28 Michael Bowden, R ERA: 4.43 55 Alberto Cabrera, R ERA: 7.71 60 Manny Corpas, R ERA: 4.29 59 Alex Hinshaw, L ERA: 6.04 Lenny Castillo, R ERA: 10.64										2	0	0	0	0	0	0								
Inning Stats	R: 0 E: 0 K: 2 S: 9	H: 0 LOB: 0 BB: 0 P: 14	R: 0 E: 0 K: 0 S: 12	H: 1 LOB: 2 BB: 1 P: 18	R: 3 E: 0 K: 2 S: 24	H: 4 LOB: 3 BB: 2 P: 37	R: 0 E: 0 K: 3 S: 9	H: 0 LOB: 0 BB: 0 P: 12	R: 0 E: 0 K: 1 S: 9	H: 1 LOB: 0 BB: 0 P: 11	R: 1 E: 0 K: 2 S: 15	H: 3 LOB: 3 BB: 1 P: 27	R: 0 E: 1 K: 2 S: 11	H: 0 LOB: 1 BB: 1 P: 15	R: 0 E: 0 K: 1 S: 9	H: 0 LOB: 1 BB: 1 P: 15	R: 0 E: 0 K: 2 S: 8	H: 0 LOB: 0 BB: 0 P: 12	1B: 4 2B: 4 3B: 0 HR: 1	SF: 0 SAC: 0 DP: 0 HBP: 0	WP: 1 PB: 0 SB: 1 CS: 1	PA: 43		
PITCHER	IP WLS BF H R ER SO BB IBB HBP BLK WP HR S P ERA WHIP	IP WLS BF H R ER SO BB IBB HBP BLK WP HR S P ERA WHIP	IP WLS BF H R ER SO BB IBB HBP BLK WP HR S P ERA WHIP	IP WLS BF H R ER SO BB IBB HBP BLK WP HR S P ERA WHIP	IP WLS BF H R ER SO BB IBB HBP BLK WP HR S P ERA WHIP	IP WLS BF H R ER SO BB IBB HBP BLK WP HR S P ERA WHIP	IP WLS BF H R ER SO BB IBB HBP BLK WP HR S P ERA WHIP	IP WLS BF H R ER SO BB IBB HBP BLK WP HR S P ERA WHIP	IP WLS BF H R ER SO BB IBB HBP BLK WP HR S P ERA WHIP	IP WLS BF H R ER SO BB IBB HBP BLK WP HR S P ERA WHIP	IP WLS BF H R ER SO BB IBB HBP BLK WP HR S P ERA WHIP	IP WLS BF H R ER SO BB IBB HBP BLK WP HR S P ERA WHIP	IP WLS BF H R ER SO BB IBB HBP BLK WP HR S P ERA WHIP	IP WLS BF H R ER SO BB IBB HBP BLK WP HR S P ERA WHIP	IP WLS BF H R ER SO BB IBB HBP BLK WP HR S P ERA WHIP	IP WLS BF H R ER SO BB IBB HBP BLK WP HR S P ERA WHIP	IP WLS BF H R ER SO BB IBB HBP BLK WP HR S P ERA WHIP	IP WLS BF H R ER SO BB IBB HBP BLK WP HR S P ERA WHIP	IP WLS BF H R ER SO BB IBB HBP BLK WP HR S P ERA WHIP	IP WLS BF H R ER SO BB IBB HBP BLK WP HR S P ERA WHIP	IP WLS BF H R ER SO BB IBB HBP BLK WP HR S P ERA WHIP	IP WLS BF H R ER SO BB IBB HBP BLK WP HR S P ERA WHIP	IP WLS BF H R ER SO BB IBB HBP BLK WP HR S P ERA WHIP	IP WLS BF H R ER SO BB IBB HBP BLK WP HR S P ERA WHIP
41 Marco Estrada, R ERA: 4.05	5.0 0 24 6 3 0 8 3 0 0 0 0 1 15 27 9.00 4.000	50 Kameron Loe, R ERA: 3.51	1.0 7 3 1 1 2 1 0 0 0 0 0 0 11 15 0.00 1.000	57 Francisco Rodriguez, R ERA: 4.85	1.0 5 0 0 0 0 2 1 0 0 0 0 0 9 15 0.00 1.000	51 Jim Henderson, R ERA: 3.55	1.0 4 0 0 0 0 1 1 0 0 0 0 0 8 12 0.00 0.000	61 Livan Hernandez, R ERA: 4.94	1.0 3 0 0 0 0 2 0 0 0 0 0 0 8 12 0.00 0.000															

Milwaukee Brewers @ Chicago Cubs
Wrigley Field, Chicago, IL
Mon Aug 27 2012, 7:08 PM - 10:59 PM CDT
Att: 32,541 - Clear - 7

Batter	1	2	3	4	5	6	7	8	9	AB	R	H	RBI	BB	SO	LOB	TOP										
7 Norichika Aoki, L (1.9) OBP: 0.350, SLG: 0.403	G6-3		F9					23 S 8 CS 2B		4	1	2	0	0	0	0											
23 Rickie Weeks Jr., R (1.4) OBP: 0.324, SLG: 0.367	HBP		K					8 CS BB		2	0	0	0	1	1	1											
8 Ryan Braun, R (1.7) OBP: 0.384, SLG: 0.599	G5-4-3		2B					P3		4	0	1	0	0	0	2											
16 Aramis Ramirez, R (1.5) OBP: 0.325, SLG: 0.527		K	F9					G5-3		4	0	0	0	0	1	1											
1 Corey Hart, R (1.3) OBP: 0.329, SLG: 0.503					G5-3			P6		4	0	1	0	0	0	0											
12 Martin Maldonado, R (1.2) OBP: 0.329, SLG: 0.429		FC1			F9			G5-3		4	1	0	0	0	0	1											
27 Carlos Gómez, R (1.8) OBP: 0.304, SLG: 0.469					P3			G6-3		3	1	1	0	0	0	0											
14 Jeff Bianchi, R (1.6) OBP: 0.227, SLG: 0.409					K			K		3	1	1	3	0	2	0											
49 Yovani Gallardo, R (1.1) OBP: 0.143, SLG: 0.179					F8			G6-3		2	0	0	0	0	0	0											
2 Nyjer Morgan, L (8. PH) OBP: 0.302, SLG: 0.304										1	0	0	0	0	0	0											
57 Francisco Rodríguez, R (8.1) OBP: 0.329, SLG: 0.429										0	0	0	0	0	0	0											
59 John Axford, R (9.1) OBP: 0.329, SLG: 0.429										0	0	0	0	0	0	0											
Inning Stats	R: 0 E: 0 K: 0 S: 8	H: 0 LOB: 0 BB: 0 P: 11	R: 3 E: 0 K: 1 S: 14	H: 3 LOB: 0 BB: 0 P: 25	R: 0 E: 0 K: 1 S: 10	H: 1 LOB: 1 BB: 0 P: 18	R: 0 E: 0 K: 0 S: 4	H: 0 LOB: 0 BB: 0 P: 6	R: 0 E: 0 K: 1 S: 8	H: 1 LOB: 1 BB: 0 P: 12	R: 0 E: 0 K: 0 S: 6	H: 0 LOB: 0 BB: 0 P: 10	R: 0 E: 0 K: 1 S: 8	H: 0 LOB: 0 BB: 0 P: 13	R: 1 E: 0 K: 0 S: 12	H: 1 LOB: 0 BB: 1 P: 23	R: 0 E: 0 K: 0 S: 5	H: 0 LOB: 0 BB: 0 P: 8	1B: 2 2B: 3 3B: 0 HR: 1	SF: 0 SAC: 0 DP: 1 HBP: 1	WP: 0 PB: 0 SB: 1 CS: 2	PA: 33					
PITCHER	IP	WLS	BF	H	R	ER	SO	BB	IBB	HBP	BLK	WP	HR	S	P	ERA	WHIP										
37 Travis Wood, L (1.1) ERA: 4.71	7.0	L	26	5	3	3	4	0	0	1	0	0	1	58	95	3.86	0.714										
55 Alberto Cabrera, R (8.1) ERA: 8.38	0.1		3	1	1	1	0	1	0	0	0	0	0	9	17	27.00	6.000										
54 Shawn Camp, R (8.1) ERA: 3.48	1.2		4	0	0	0	0	0	0	0	0	0	0	8	14	0.00	0.000										

Milwaukee Brewers @ Chicago Cubs
Wrigley Field, Chicago, IL
Tue Aug 28 2012, 7:08 PM - 9:41 PM CDT
Att: 30,017 - Partly Cloudy - 72 F

AB 31
R 4
H 6
RBI 3
BB 1
SO 4
LOB 5



Batter	1	2	3	4	5	6	7	8	9	AB	R	H	RBI	BB	SO	LOB	BOTTOM										
9 David DeJesus, L (1.9) OBP: 0.355, SLG: 0.401	K		L9		G3			G1-3		4	0	0	0	0	1	0											
24 Luis Valbuena, L (1.5) OBP: 0.305, SLG: 0.376					G1			G6-3		3	0	1	0	1	0	0											
44 Anthony Rizzo, L (1.3) OBP: 0.332, SLG: 0.439										4	0	0	0	0	3	2											
12 Alfonso Soriano, R (1.7) OBP: 0.315, SLG: 0.485		F9								3	0	0	0	1	2	0											
13 Starlin Castro, R (1.6) OBP: 0.311, SLG: 0.417										4	0	1	0	0	1	2											
53 Wellington Castillo, R (1.2) OBP: 0.304, SLG: 0.453										3	0	0	0	0	2	1											
7 Brett Jackson, L (1.8) ERA: 3.52										2	0	0	0	1	2	0											
54 Shawn Camp, R (8.1) ERA: 4.76										0	0	0	0	0	0	0											
15 Darwin Barney, R (1.4) OBP: 0.298, SLG: 0.368										3	0	0	0	0	2												
37 Travis Wood, R (1.1) ERA: 3.52										2	1	1	1	0	0	0											
55 Alberto Cabrera, R (8.1) ERA: 4.76										0	0	0	0	0	0	0											
21 Joe Mather, R (8.9) OBP: 0.257, SLG: 0.328										1	0	0	0	0	0	0											
Inning Stats	R: 0 E: 0 K: 2 S: 8	H: 1 LOB: 1 BB: 0 P: 14	R: 0 E: 0 K: 1 S: 10	H: 1 LOB: 2 BB: 1 P: 19	R: 1 E: 0 K: 1 S: 11	H: 1 LOB: 2 BB: 2 P: 23	R: 0 E: 0 K: 2 S: 9	H: 0 LOB: 0 BB: 0 P: 14	R: 0 E: 0 K: 0 S: 7	H: 0 LOB: 0 BB: 0 P: 10	R: 0 E: 0 K: 2 S: 8	H: 0 LOB: 0 BB: 0 P: 11	R: 0 E: 0 K: 1 S: 7	H: 0 LOB: 0 BB: 0 P: 11	R: 0 E: 0 K: 0 S: 9	H: 0 LOB: 0 BB: 0 P: 12	R: 0 E: 0 K: 2 S: 7	H: 0 LOB: 0 BB: 0 P: 10	1B: 2 2B: 1 3B: 0 HR: 1	SF: 0 SAC: 0 DP: 1 HBP: 0	WP: 0 PB: 0 SB: 0 CS: 1	PA: 32					
PITCHER	IP	WLS	BF	H	R	ER	SO	BB	IBB	HBP	BLK	WP	HR	S	P	ERA	WHIP										
49 Yovani Gallardo, R (1.1) ERA: 3.52	7.0	W	26	3	1	1	9	3	0	0	0	0	1	60	102	1.29	0.857										
57 Francisco Rodríguez, R (8.1) ERA: 4.76	1.0	H	3	0	0	0	0	0	0	0	0	0	0	9	12	0.00	0.000										
59 John Axford, R (8.1) ERA: 5.26	1.0	S	3	0	0	0	2	0	0	0	0	0	0	7	10	0.00	0.000										

Milwaukee Brewers @ Chicago Cubs
Wrigley Field, Chicago, IL
Tue Aug 28 2012, 7:08 PM - 9:41 PM CDT
Att: 30,017 - Partly Cloudy - 72 F

AB 29
R 1
H 3
RBI 1
BB 3
SO 11
LOB 7



Batter	1	2	3	4	5	6	7	8	9	AB	R	H	RBI	BB	SO	LOB	TOP								
7 Norichika Aoki, L OBP: 0.351, SLG: 0.407										4	1	2	0	0	0	0									
23 Rickie Weeks Jr., R OBP: 0.323, SLG: 0.365										3	0	0	0	1	1	2									
8 Ryan Braun, R OBP: 0.385, SLG: 0.600										4	0	2	0	0	1	1									
16 Aramis Ramirez, R OBP: 0.354, SLG: 0.525										4	0	1	1	0	1	3									
1 Corey Hart, R OBP: 0.328, SLG: 0.501										4	0	1	0	0	1	3									
20 Jonathan Lucroy, R OBP: 0.380, SLG: 0.540										4	0	0	0	0	3	1									
2 Nyjer Morgan, L OBP: 0.301, SLG: 0.304										3	1	1	0	0	2	1									
27 Carlos Gómez, R OBP: 0.303, SLG: 0.467										4	1	1	1	0	1	1									
9 Jean Segura, R OBP: 0.229, SLG: 0.227										3	0	0	0	0	3	1									
64 Mike Fiers, R OBP: 0.038, SLG: 0.038										0	0	0	0	0	0	0									
26 Manny Parra, L										0	0	0	0	0	0	0									
59 John Axford, R										0	0	0	0	0	0	0									
Inning Stats	R: 1 H: 2 E: 0 K: 1 S: 14	H: 2 LOB: 1 BB: 0 P: 19	R: 0 H: 0 E: 0 K: 2 S: 10	H: 0 LOB: 0 BB: 0 P: 13	R: 0 H: 2 E: 0 K: 2 S: 14	H: 2 LOB: 2 BB: 0 P: 20	R: 0 H: 1 E: 0 K: 1 S: 9	H: 1 LOB: 1 BB: 0 P: 15	R: 0 H: 0 E: 0 K: 2 S: 8	H: 0 LOB: 0 BB: 0 P: 12	R: 0 H: 0 E: 0 K: 0 S: 4	H: 0 LOB: 0 BB: 0 P: 6	R: 2 H: 2 E: 1 K: 2 S: 12	H: 2 LOB: 0 BB: 0 P: 19	R: 0 H: 1 E: 0 K: 1 S: 10	H: 1 LOB: 1 BB: 1 P: 20	R: 0 H: 0 E: 0 K: 2 S: 9	H: 0 LOB: 0 BB: 0 P: 13	1B: 6 2B: 2 3B: 0 HR: 0	SF: 0 SAC: 0 DP: 1 HBP: 0	WP: 1 PB: 0 SB: 1 CS: 0	PA: 35			
PITCHER	IP	WLS	BF	H	R	ER	SO	BB	IBB	HBP	BLK	WP	HR	S	P	ERA	WHIP								
29 Jeff Samardzija, R ERA: 4.03	7.0	L	28	7	3	2	10	0	0	0	0	1	0	71	104	2.57	1.000								
60 Manny Corpas, R ERA: 4.17	1.0		4	1	0	0	1	1	0	0	0	0	0	10	20	0.00	2.000								
40 James Russell, L ERA: 3.45	1.0		3	0	0	0	2	0	0	0	0	0	0	9	13	0.00	0.000								

Milwaukee Brewers @ Chicago Cubs
Wrigley Field, Chicago, IL
Wed Aug 29 2012, 7:09 PM - 9:46 PM CDT
Att: 33,271 - Clear - 78 F

AB 34
R 3
H 8
RBI 2
BB 1
SO 13
LOB 13



Batter	1	2	3	4	5	6	7	8	9	AB	R	H	RBI	BB	SO	LOB	BOTTOM								
9 David DeJesus, L OBP: 0.352, SLG: 0.398										4	0	0	0	0	1	1									
24 Luis Valbuena, L OBP: 0.309, SLG: 0.372										2	0	0	0	2	1	0									
13 Starlin Castro, R OBP: 0.310, SLG: 0.417										4	0	1	0	0	1	2									
12 Alfonso Soriano, R OBP: 0.313, SLG: 0.481										4	0	0	0	0	3										
6 Bryan LaHair, L OBP: 0.339, SLG: 0.455										4	1	1	0	0	0	1									
53 Wellington Castillo, R OBP: 0.305, SLG: 0.461										3	0	1	0	0	2	0									
7 Brett Jackson, L OBP: 0.313, SLG: 0.437										3	0	0	0	0	2	2									
15 Darwin Barney, R OBP: 0.298, SLG: 0.368										3	0	1	1	0	0	1									
29 Jeff Samardzija, R OBP: 0.180, SLG: 0.109										2	0	0	0	0	0	1									
60 Manny Corpas, R										0	0	0	0	0	0	0									
44 Anthony Rizzo, L OBP: 0.330, SLG: 0.437										1	0	0	0	0	0	1									
40 James Russell, L										0	0	0	0	0	0	0									
Inning Stats	R: 0 H: 1 E: 0 K: 0 S: 9	H: 2 LOB: 1 BB: 0 P: 16	R: 1 H: 2 E: 0 K: 1 S: 8	H: 2 LOB: 0 BB: 0 P: 14	R: 0 H: 0 E: 0 K: 0 S: 7	H: 0 LOB: 1 BB: 1 P: 12	R: 0 H: 0 E: 0 K: 1 S: 7	H: 0 LOB: 0 BB: 0 P: 10	R: 0 H: 0 E: 0 K: 1 S: 6	H: 0 LOB: 0 BB: 0 P: 6	R: 0 H: 0 E: 0 K: 1 S: 7	H: 0 LOB: 0 BB: 0 P: 13	R: 0 H: 0 E: 0 K: 2 S: 7	H: 0 LOB: 0 BB: 0 P: 11	R: 0 H: 1 E: 0 K: 0 S: 5	H: 1 LOB: 0 BB: 0 P: 7	R: 0 H: 0 E: 1 K: 1 S: 8	H: 0 LOB: 1 BB: 1 P: 14	1B: 2 2B: 2 3B: 0 HR: 0	SF: 0 SAC: 0 DP: 1 HBP: 0	WP: 0 PB: 0 SB: 0 CS: 0	PA: 32			
PITCHER	IP	WLS	BF	H	R	ER	SO	BB	IBB	HBP	BLK	WP	HR	S	P	ERA	WHIP								
64 Mike Fiers, R ERA: 2.85	7.1		27	4	1	1	6	1	0	0	0	0	0	54	87	1.23	0.682								
26 Manny Parra, L ERA: 4.47	0.2	H	1	0	0	0	0	0	0	0	0	0	0	2	2	0.00	0.000								
59 John Axford, R ERA: 5.17	1.0	S	4	0	0	0	1	1	0	0	0	0	0	8	14	0.00	1.000								

Milwaukee Brewers @ Chicago Cubs
Wrigley Field, Chicago, IL
Wed Aug 29 2012, 7:09 PM - 9:46 PM CDT
Att: 33,271 - Clear - 78 F

AB 30
R 1
H 4
RBI 1
BB 2
SO 7
LOB 12



Batter	1	2	3	4	5	6	7	8	9	AB	R	H	RBI	BB	SO	LOB	TOP
16 Angel Pagán, S OBP: 0.343, SLG: 0.438	F7			G3		5 F7 48 SF9 5 S BB		5 1B 28 1B 5 S 1B		3	2	1	0	1	0	0	San Francisco Giants @ Chicago Cubs Wrigley Field, Chicago, IL Fri Aug 31 2012, 1:22 PM - 4:30 PM CDT Att: 32,476 - Sunny - 91 F
5 Ryan Theriot, R OBP: 0.316, SLG: 0.315	48 G6-3 BB			48 FC4-6 1B		F7		28 1B 8 G5-3 1B		3	1	2	0	1	0	1	
48 Pablo Sandoval, S OBP: 0.333, SLG: 0.447	G6-3			28 FC4-6 2B		SF9		K		3	1	0	1	0	1	4	
28 Buster Posey, R OBP: 0.407, SLG: 0.534		8 G5-4-3 1B		8 G5-4-3 1B		8 1B BB		8 G5-3 1B		3	0	3	2	1	0	0	
8 Hunter Pence, R OBP: 0.325, SLG: 0.427	G5-4-3			F9		1B		G5-3		4	0	1	1	0	0	3	
9 Brandon Belt, L OBP: 0.358, SLG: 0.398	G3					1B		F8		4	0	0	0	0	0	3	
13 Joaquin Arias, R OBP: 0.320, SLG: 0.413			P2			1B		F8		4	0	1	0	0	0	0	
7 Grégor Blanco, L OBP: 0.332, SLG: 0.337			G4-3			K		K		4	0	0	0	0	3	1	
40 Madison Bumgarner, R 19 Marco Scuderi, R 70 George Kontos, R 14 Francisco Peguero, R 50 Jose Mijares, L 41 Jeremy Affeldt, L 29 Héctor Sánchez, S			K		G6-3		K	K2-3		1	0	0	0	0	1	0	GIANTS
Inning Stats	R: 0 H: 0 E: 0 K: 0 S: 3	H: 0 LOB: 0 BB: 1 P: 9	R: 0 H: 1 E: 0 K: 0 S: 4	H: 0 LOB: 0 BB: 0 P: 7	R: 0 H: 0 E: 0 K: 1 S: 6	H: 0 LOB: 0 BB: 0 P: 10	R: 1 H: 2 E: 0 K: 0 S: 11	H: 1 LOB: 1 BB: 0 P: 17	R: 0 H: 1 E: 0 K: 0 S: 12	H: 3 LOB: 1 BB: 0 P: 20	R: 2 H: 0 E: 0 K: 1 S: 15	H: 0 LOB: 0 BB: 0 P: 22	R: 0 H: 0 E: 0 K: 2 S: 10	H: 0 LOB: 0 BB: 0 P: 14	1B: 7 2B: 1 3B: 0 HR: 0	SF: 1 SAC: 0 DP: 2 HBP: 0	
PITCHER	IP WLS BF H R ER SO BB IBB HBP BLK WP HR S P ERA WHIP	PITCHER IP WLS BF H R ER SO BB IBB HBP BLK WP HR S P ERA WHIP															
32 Chris Volstad, R ERA: 6.06	5.2 W 23 5 2 2 2 3 0 0 0 0 0 0 2 2 0.00 0.000																
16 Jeff Belliveau, L ERA: 3.09	0.1 H 1 0 0 0 0 0 0 0 0 0 0 0 2 2 0.00 0.000																
40 James Russell, L ERA: 3.36	1.0 3 0 0 0 2 0 0 0 0 0 0 0 14 20 0.00 0.000																
54 Shawn Camp, R ERA: 3.78	1.0 S 3 0 0 0 2 0 0 0 0 0 0 0 15 22 18.00 3.000																
49 Carlos Marmol, R ERA: 3.53	1.0 S 3 0 0 0 2 0 0 0 0 0 0 0 10 14 0.00 0.000																

Batter	1	2	3	4	5	6	7	8	9	AB	R	H	RBI	BB	SO	LOB	BOTTOM
21 Joe Mather, R OBP: 0.255, SLG: 0.320	12 1B BB		P6	F8		FC5-4				3	1	0	0	1	0	2	San Francisco Giants @ Chicago Cubs Wrigley Field, Chicago, IL Fri Aug 31 2012, 1:22 PM - 4:30 PM CDT Att: 32,476 - Sunny - 91 F
5 Josh Vitters, R OBP: 0.115, SLG: 0.172	K		F7	L5		G5-3				4	0	0	0	0	1	2	
49 Carlos Marmol, R	K									0	0	0	0	0	0	0	
44 Anthony Rizzo, L OBP: 0.333, SLG: 0.457	K		12 HR 1B			F7		F7		4	2	2	1	0	1	1	
12 Alfonso Soriano, R OBP: 0.318, SLG: 0.489						K		F8		4	1	2	3	0	1	0	
13 Starlin Castro, R OBP: 0.312, SLG: 0.420	L9					G5-3				4	1	1	0	0	0	1	
53 Wellington Castillo, R OBP: 0.317, SLG: 0.468	F9		E2 2B			K		15 2B 1B		4	1	2	1	0	1	0	
7 Brett Jackson, L OBP: 0.337, SLG: 0.455	F8		L1			15 CS BB		P6		3	0	0	0	1	0	1	
15 Darwin Barney, R OBP: 0.297, SLG: 0.366				G4-3		F9		G6-3		3	0	1	0	1	0	1	
32 Chris Volstad, R 16 Jeff Belliveau, L 6 Bryan LaHair, L 40 James Russell, L 54 Shawn Camp, R 24 Luis Valbuena, L				K		21 FC5-4 1B		G6-3		2	0	1	0	0	1	1	CUBS
Inning Stats	R: 1 H: 1 E: 0 K: 2 S: 22	H: 1 LOB: 1 BB: 1 P: 32	R: 0 H: 0 E: 0 K: 1 S: 10	H: 0 LOB: 1 BB: 1 P: 17	R: 4 H: 4 E: 1 K: 0 S: 18	H: 4 LOB: 0 BB: 0 P: 22	R: 0 H: 1 E: 0 K: 0 S: 10	H: 1 LOB: 0 BB: 0 P: 14	R: 1 H: 1 E: 0 K: 2 S: 12	H: 1 LOB: 1 BB: 1 P: 21	R: 0 H: 0 E: 0 K: 0 S: 7	H: 0 LOB: 0 BB: 0 P: 9	R: 0 H: 2 E: 0 K: 0 S: 10	H: 0 LOB: 2 BB: 0 P: 15	1B: 6 2B: 2 3B: 0 HR: 2	SF: 0 SAC: 0 DP: 0 HBP: 0	
PITCHER	IP WLS BF H R ER SO BB IBB HBP BLK WP HR S P ERA WHIP	PITCHER IP WLS BF H R ER SO BB IBB HBP BLK WP HR S P ERA WHIP															
40 Madison Bumgarner, L ERA: 3.07	4.0 L 20 6 5 4 3 2 0 0 0 0 0 1 60 85 9.00 2.000																
70 George Kontos, R ERA: 2.21	2.0 8 2 1 1 2 1 0 0 0 0 0 1 24 39 4.50 1.500																
50 Jose Mijares, L ERA: 3.02	1.0 3 0 0 0 0 0 0 0 0 0 0 7 9 0.00 0.000																
41 Jeremy Affeldt, L ERA: 2.81	1.0 5 2 0 0 0 0 0 0 0 0 0 10 15 0.00 2.000																

Batter	1	2	3	4	5	6	7	8	9	AB	R	H	RBI	BB	SO	LOB	TOP					
16 Angel Pagán, S OBP: 0.343, SLG: 0.440										4	1	1	0	1	1	2	San Francisco Giants @ Chicago Cubs Wrigley Field, Chicago, IL Sat Sep 01 2012, 12:08 PM - 3:15 PM CDT Att: 32,477 - Cloudy - 73 F					
19 Marco Scutaro, R OBP: 0.329, SLG: 0.377										4	0	0	1	0	0	3						
48 Pablo Sandoval, S OBP: 0.334, SLG: 0.444										4	1	1	0	1	0	1						
54 Sergio Romo, R										0	0	0	0	0	0	0						
28 Buster Posey, R OBP: 0.407, SLG: 0.534										4	1	2	0	0	1	0						
49 Javier López, L										0	0	0	0	0	0	0						
13 Joaquin Arias, R OBP: 0.319, SLG: 0.411										1	0	0	0	0	0	3						
8 Hunter Pence, R OBP: 0.326, SLG: 0.428										3	1	1	0	1	1	1						
29 Héctor Sánchez, S OBP: 0.275, SLG: 0.363										3	1	1	1	0	2	1						
12 Xavier Nady, R OBP: 0.286, SLG: 0.326										3	0	1	3	0	0	2						
7 Gregor Blanco, L OBP: 0.331, SLG: 0.336										1	0	0	0	0	0	1						
35 Brandon Crawford, L OBP: 0.295, SLG: 0.340										4	0	1	0	0	0	3						
55 Tim Lincecum, L OBP: 0.186, SLG: 0.103										3	0	0	0	0	1	0						
50 Jose Mijares, L										0	0	0	0	0	0	0						
59 Guillermo Mota, R										0	0	0	0	0	0	0						
9 Brandon Belt, L OBP: 0.360, SLG: 0.398										0	0	0	0	1	0	0						
Inning Stats	R: 4 H: 3 E: 0 K: 0 S: 19	L: 3 W: 1 LOB: 1 P: 32	R: 1 H: 1 E: 0 K: 0 S: 11	L: 1 W: 0 LOB: 0 P: 16	R: 0 H: 2 E: 0 K: 0 S: 11	L: 2 W: 0 LOB: 2 P: 18	R: 0 H: 0 E: 0 K: 0 S: 8	L: 0 W: 0 LOB: 1 P: 16	R: 0 H: 0 E: 0 K: 2 S: 8	L: 0 W: 0 LOB: 0 P: 11	R: 0 H: 0 E: 0 K: 1 S: 10	L: 0 W: 0 LOB: 0 P: 17	R: 0 H: 0 E: 0 K: 2 S: 14	L: 0 W: 1 LOB: 1 P: 19	R: 0 H: 1 E: 0 K: 1 S: 9	L: 3 W: 2 LOB: 3 P: 19	1B: 4 2B: 3 3B: 1 HR: 0	SF: 1 DP: 0 HBP: 1	WP: 0 PB: 0 SB: 0 CS: 0	PA: 40		
PITCHER	IP WLS BF H R ER SO BB IBB HBP BLK WP HR S P ERA WHIP																					
41 Justin Germano, R ERA: 5.52	5.0 L 24 6 5 5 2 2 0 1 0 0 0 0 57 93 9.00 1.600																					
28 Michael Bowden, R ERA: 4.32	2.2 9 1 0 0 3 0 0 0 0 0 0 29 42 0.00 0.375																					
16 Jeff Beliveau, L ERA: 3.0	0.1 1 0 0 0 0 0 0 0 0 0 0 3 5 0.00 0.000																					
60 Manny Corpas, R ERA: 4.06	1.0 6 1 0 0 1 2 0 0 0 0 0 9 19 0.00 3.000																					
Batter	1	2	3	4	5	6	7	8	9	AB	R	H	RBI	BB	SO	LOB	BOTTOM					
9 David DeJesus, L OBP: 0.359, SLG: 0.412										3	1	1	2	1	0	1	San Francisco Giants @ Chicago Cubs Wrigley Field, Chicago, IL Sat Sep 01 2012, 12:08 PM - 3:15 PM CDT Att: 32,477 - Cloudy - 73 F					
24 Luis Valbuena, L OBP: 0.313, SLG: 0.376										3	0	0	0	0	1	0						
5 Josh Vitters, R OBP: 0.113, SLG: 0.169										1	0	0	0	0	1	0						
44 Anthony Rizzo, L OBP: 0.336, SLG: 0.463										4	0	2	0	0	1	0						
12 Alfonso Soriano, R OBP: 0.316, SLG: 0.485										4	0	0	0	0	2	2						
13 Starlin Castro, R OBP: 0.310, SLG: 0.417										4	0	0	0	0	0	0						
53 Wellington Castillo, R OBP: 0.327, SLG: 0.469										2	0	1	0	1	1	0						
7 Brett Jackson, L OBP: 0.326, SLG: 0.438										3	0	0	0	0	2	2						
15 Darwin Barney, R OBP: 0.297, SLG: 0.364										2	1	0	0	1	1	1						
41 Justin Germano, R ERA: 5.52	6.1 W 24 4 2 2 7 3 0 0 0 0 1 1 64 111 2.84 1.105																					
50 Jose Mijares, L	0.1 H 1 0 0 1 0 0 0 0 1 0 3 6 0.00 0.000																					
59 Guillermo Mota, R ERA: 4.97	0.1 H 1 0 0 1 0 0 0 0 0 0 3 6 0.00 0.000																					
49 Javier López, L ERA: 2.23	1.0 H 3 1 0 0 0 0 0 0 0 0 4 4 0.00 1.000																					
54 Sergio Romo, R ERA: 1.94	1.0 S 3 0 0 0 0 0 0 0 0 0 10 14 0.00 0.000																					
Inning Stats	R: 0 H: 1 E: 0 K: 2 S: 11	L: 1 W: 0 LOB: 0 P: 17	R: 0 H: 1 E: 0 K: 0 S: 7	L: 1 W: 0 LOB: 0 P: 15	R: 2 H: 2 E: 0 K: 1 S: 16	L: 2 W: 2 LOB: 1 P: 29	R: 0 H: 0 E: 0 K: 2 S: 8	L: 0 W: 0 LOB: 0 P: 12	R: 0 H: 0 E: 0 K: 1 S: 10	L: 0 W: 0 LOB: 0 P: 16	R: 0 H: 0 E: 0 K: 1 S: 8	L: 0 W: 0 LOB: 0 P: 12	R: 0 H: 0 E: 0 K: 2 S: 10	L: 0 W: 1 LOB: 1 P: 22	R: 0 H: 1 E: 0 K: 0 S: 4	L: 0 W: 0 LOB: 0 P: 4	R: 0 H: 0 E: 0 K: 0 S: 10	L: 0 W: 0 LOB: 0 P: 14	1B: 3 2B: 1 3B: 0 HR: 1	SF: 0 DP: 2 HBP: 0	WP: 2 PB: 0 SB: 0 CS: 1	PA: 33
PITCHER	IP WLS BF H R ER SO BB IBB HBP BLK WP HR S P ERA WHIP																					
55 Tim Lincecum, R ERA: 5.21	6.1 W 24 4 2 2 7 3 0 0 0 0 1 1 64 111 2.84 1.105																					
50 Jose Mijares, L	0.1 H 1 0 0 1 0 0 0 0 1 0 3 6 0.00 0.000																					
59 Guillermo Mota, R ERA: 4.97	0.1 H 1 0 0 1 0 0 0 0 0 0 3 6 0.00 0.000																					
49 Javier López, L ERA: 2.23	1.0 H 3 1 0 0 0 0 0 0 0 0 4 4 0.00 1.000																					
54 Sergio Romo, R ERA: 1.94	1.0 S 3 0 0 0 0 0 0 0 0 0 10 14 0.00 0.000																					

Batter	1	2	3	4	5	6	7	8	9	AB	R	H	RBI	BB	SO	LOB	TOP					
21 Joe Mather, R (1, 8) OBP: 0.254, SLG: 0.317			G5-3		F7					3	0	0	0	0	1	1	Chicago Cubs @ Washington Nationals Nationals Park, Washington, DC Mon Sep 03 2012, 1:08 PM - 3:52 PM EDT Att: 23,215 - Partly Cloudy - 82 F					
7 Brett Jackson, L (8, PH) OBP: 0.310, SLG: 0.412										1	0	0	0	0	1	0						
16 Jeff Belliveau, L (8, 1)										0	0	0	0	0	0	0						
28 Michael Bowden, R (8, 1)										0	0	0	0	0	0	0						
15 Darwin Barney, R (1, 4) OBP: 0.299, SLG: 0.364			G4-3		F9					4	0	0	0	0	0	1						
44 Anthony Rizzo, L (1, 3) OBP: 0.333, SLG: 0.453										4	1	1	0	0	0	0						
12 Alfonso Soriano, R (1, 7)		G5-3		K						4	0	1	0	0	1	1						
13 Starlin Castro, R (1, 6) OBP: 0.311, SLG: 0.417				E5						4	0	2	0	0	0	2						
53 Wellington Castillo, R (1, 2) OBP: 0.343, SLG: 0.475										3	0	2	1	1	1	1						
1 Tony Campana, L (9, PH) OBP: 0.298, SLG: 0.289										0	0	0	0	0	0	0						
5 Josh Vitters, R (1, 5) OBP: 0.121, SLG: 0.161										3	0	0	0	1	1	4						
17 Dave Sappelt, R (1, 9)										2	0	0	0	1	0	3						
29 Jeff Samardzija, R (1, 1) OBP: 0.176, SLG: 0.106										1	0	0	0	0	0	0						
9 David DeJesus, L (8, PH) OBP: 0.359, SLG: 0.412										1	0	0	0	0	0	0						
Inning Stats	R: 0 E: 0 K: 1 S: 8	H: 0 LOB: 0 BB: 0 P: 10	R: 0 E: 0 K: 1 S: 10	H: 1 LOB: 2 BB: 1 P: 16	R: 0 E: 0 K: 0 S: 9	H: 0 LOB: 0 BB: 0 P: 11	R: 0 E: 1 K: 1 S: 9	H: 1 LOB: 2 BB: 1 P: 15	R: 0 E: 0 K: 0 S: 10	H: 0 LOB: 0 BB: 0 P: 18	R: 0 E: 0 K: 0 S: 8	H: 1 LOB: 0 BB: 0 P: 13	R: 0 E: 0 K: 0 S: 8	H: 1 LOB: 0 BB: 0 P: 10	R: 0 E: 0 K: 1 S: 6	H: 0 LOB: 0 BB: 0 P: 9	R: 1 E: 1 K: 1 S: 20	H: 2 LOB: 2 BB: 0 P: 25	1B: 5 2B: 1 3B: 0 HR: 0	SF: 0 SAC: 1 DP: 2 HBP: 0	WP: 0 PB: 0 SB: 0 CS: 0	PA: 34
PITCHER	IP WLS BF H R ER SO BB IBB HBP BLK WP HR S P ERA WHIP																					
48 Ross Detwiler, L (1, 1) ERA: 3.15	7.0 W 26 4 0 0 3 3 0 0 0 0 0 0 62 93 0.00 1.000																					
22 Drew Storen, R (8, 1) ERA: 3.63	1.0 H 3 0 0 0 1 0 0 0 0 0 0 6 9 0.00 0.000																					
36 Tyler Clippard, R (9, 1) ERA: 2.79	1.0 S 5 2 1 1 1 0 0 0 0 0 0 20 25 9.00 2.000																					

AB	30
R	1
H	6
RBI	1
BB	3
SO	5
LOB	13



Batter	1	2	3	4	5	6	7	8	9	AB	R	H	RBI	BB	SO	LOB	BOTTOM			
28 Javon Werth, R (1, 9) OBP: 0.396, SLG: 0.465										4	0	1	0	0	1	0	Chicago Cubs @ Washington Nationals Nationals Park, Washington, DC Mon Sep 03 2012, 1:08 PM - 3:52 PM EDT Att: 23,215 - Partly Cloudy - 82 F			
34 Bryce Harper, L (1, 8)										4	1	1	0	0	0	1				
11 Ryan Zimmerman, R (1, 5) OBP: 0.349, SLG: 0.455										4	0	1	1	0	1	1				
25 Adam LaRoche, L (1, 3) OBP: 0.331, SLG: 0.481										4	1	1	1	0	2	2				
38 Michael Morse, R (1, 7) OBP: 0.319, SLG: 0.455										1	0	0	0	0	1	0				
2 Roger Bernadina, L (4, PH) OBP: 0.383, SLG: 0.401										2	0	1	0	0	0	0				
57 Tyler Moore, R (8, PH) OBP: 0.345, SLG: 0.500										1	0	0	0	0	0	1				
20 Ian Desmond, R (1, 6) OBP: 0.323, SLG: 0.495										4	0	2	0	0	1	1				
8 Danny Espinosa, S (1, 4) OBP: 0.320, SLG: 0.410										3	0	2	0	0	1	2				
24 Kurt Suzuki, R (1, 2) OBP: 0.262, SLG: 0.300										2	0	0	0	1	0	1				
48 Ross Detwiler, R (1, 1) OBP: 0.079, SLG: 0.054										2	0	0	0	0	2	2				
18 Chad Tracy, L (7, PH) OBP: 0.342, SLG: 0.493										1	0	0	0	0	0	0				
22 Drew Storen, S (8, 1)										0	0	0	0	0	0	0				
36 Tyler Clippard, R (9, 1)										0	0	0	0	0	0	0				
Inning Stats	R: 0 E: 0 K: 0 S: 4	H: 0 LOB: 0 BB: 0 P: 6	R: 1 E: 0 K: 3 S: 14	H: 2 LOB: 2 BB: 1 P: 24	R: 0 E: 0 K: 1 S: 9	H: 1 LOB: 1 BB: 0 P: 17	R: 0 E: 0 K: 0 S: 8	H: 2 LOB: 1 BB: 0 P: 10	R: 0 E: 0 K: 1 S: 9	H: 0 LOB: 0 BB: 0 P: 12	R: 0 E: 0 K: 2 S: 15	H: 2 LOB: 2 BB: 0 P: 24	R: 0 E: 0 K: 1 S: 9	H: 0 LOB: 0 BB: 0 P: 15	R: 1 E: 0 K: 1 S: 11	H: 2 LOB: 1 BB: 0 P: 17	1B: 7 2B: 1 3B: 0 HR: 1	SF: 0 SAC: 0 DP: 0 HBP: 0	WP: 0 PB: 0 SB: 0 CS: 0	PA: 33
PITCHER	IP WLS BF H R ER SO BB IBB HBP BLK WP HR S P ERA WHIP																			
29 Jeff Samardzija, R (1, 1) ERA: 3.91	7.0 L 28 7 1 1 1 1 0 0 0 0 0 0 6 10 27.00 6.000																			
16 Jeff Belliveau, L (8, 1) ERA: 3.65	0.1 3 2 1 1 1 0 0 0 0 0 0 6 10 27.00 6.000																			
28 Michael Bowden, R (8, 1) ERA: 4.21	0.2 2 0 0 0 0 0 0 0 0 0 0 5 7 0.00 0.000																			

AB	32
R	2
H	9
RBI	2
BB	1
SO	9
LOB	11



Batter	1	2	3	4	5	6	7	8	9	AB	R	H	RBI	BB	SO	LOB	TOP								
9 David DeJesus, L OBP: 0.356, SLG: 0.407	G4-3		P6			K	F6		F7	5	0	0	0	0	1	2	Chicago Cubs @ Washington Nationals Nationals Park, Washington, DC Tue Sep 04 2012, 7:08 PM - 10:38 PM EDT Att: 17,648 - Cloudy - 82 F								
24 Luis Valbuena, L OBP: 0.320, SLG: 0.374	F8			12 G1-6-3 13 1B		12 3B				3	2	2	0	1	0	0									
44 Anthony Rizzo, L OBP: 0.340, SLG: 0.456						12 3B				3	1	2	0	1	1	3									
12 Alfonso Soriano, R OBP: 0.316, SLG: 0.498	K					13 1B				4	2	2	3	0	1	3									
13 Starlin Castro, R OBP: 0.312, SLG: 0.417										4	0	2	2	0	1	0									
53 Wellington Castillo, R OBP: 0.330, SLG: 0.456	G4-3									4	0	0	0	0	2	1									
7 Brett Jackson, L OBP: 0.251, SLG: 0.314	F7									2	0	0	0	0	1	0									
15 Darwin Barney, R OBP: 0.325, SLG: 0.325										2	0	0	0	0	1	0									
47 Miguel Socolovich, R OBP: 0.251, SLG: 0.314										2	0	0	0	0	0	0									
18 Chris Rusin, L OBP: 0.300, SLG: 1.590										0	0	0	0	0	0	0									
37 Jayce Chapman, R OBP: 0.290, SLG: 0.358										0	0	0	0	0	0	0									
1 Tony Campana, L OBP: 0.290, SLG: 0.358										0	0	0	0	0	0	0									
50 Blake Parker, R OBP: 0.290, SLG: 0.358										0	0	0	0	0	0	0									
48 Rafael Dolis, R OBP: 0.290, SLG: 0.358										0	0	0	0	0	0	0									
45 Adrian Cardenas, L OBP: 0.290, SLG: 0.358										0	0	0	0	0	0	0									
5 Josh Vitters, R OBP: 0.150, SLG: 0.150										1	0	0	0	0	0	0									
Inning Stats	R: 0 H: 1 E: 0 K: 1 S: 9	H: 1 LOB: 1 BB: 0 P: 11	R: 0 H: 0 E: 0 K: 1 S: 12	H: 0 LOB: 0 BB: 0 P: 16	R: 0 H: 0 E: 0 K: 1 S: 9	H: 0 LOB: 0 BB: 0 P: 14	R: 1 H: 3 E: 0 K: 0 S: 7	H: 3 LOB: 0 BB: 0 P: 10	R: 0 H: 0 E: 0 K: 3 S: 11	H: 0 LOB: 0 BB: 0 P: 17	R: 3 H: 3 E: 0 K: 2 S: 16	H: 3 LOB: 1 BB: 1 P: 28	R: 0 H: 0 E: 0 K: 1 S: 13	H: 0 LOB: 0 BB: 3 P: 30	R: 1 H: 1 E: 0 K: 1 S: 7	H: 1 LOB: 0 BB: 0 P: 9	R: 0 H: 0 E: 0 K: 0 S: 7	H: 0 LOB: 0 BB: 0 P: 13	1B: 6 2B: 0 3B: 1 HR: 1	SF: 0 SAC: 0 DP: 1 HBP: 0	WP: 0 PB: 0 SB: 1 CS: 1	PA: 38			
PITCHER	IP WLS BF H R ER SO BB IBB HBP BLK WP HR S P ERA WHIP	IP WLS BF H R ER SO BB IBB HBP BLK WP HR S P ERA WHIP	IP WLS BF H R ER SO BB IBB HBP BLK WP HR S P ERA WHIP	IP WLS BF H R ER SO BB IBB HBP BLK WP HR S P ERA WHIP	IP WLS BF H R ER SO BB IBB HBP BLK WP HR S P ERA WHIP	IP WLS BF H R ER SO BB IBB HBP BLK WP HR S P ERA WHIP	IP WLS BF H R ER SO BB IBB HBP BLK WP HR S P ERA WHIP	IP WLS BF H R ER SO BB IBB HBP BLK WP HR S P ERA WHIP	IP WLS BF H R ER SO BB IBB HBP BLK WP HR S P ERA WHIP	IP WLS BF H R ER SO BB IBB HBP BLK WP HR S P ERA WHIP	IP WLS BF H R ER SO BB IBB HBP BLK WP HR S P ERA WHIP	IP WLS BF H R ER SO BB IBB HBP BLK WP HR S P ERA WHIP	IP WLS BF H R ER SO BB IBB HBP BLK WP HR S P ERA WHIP	IP WLS BF H R ER SO BB IBB HBP BLK WP HR S P ERA WHIP	IP WLS BF H R ER SO BB IBB HBP BLK WP HR S P ERA WHIP	IP WLS BF H R ER SO BB IBB HBP BLK WP HR S P ERA WHIP	IP WLS BF H R ER SO BB IBB HBP BLK WP HR S P ERA WHIP	IP WLS BF H R ER SO BB IBB HBP BLK WP HR S P ERA WHIP	IP WLS BF H R ER SO BB IBB HBP BLK WP HR S P ERA WHIP	IP WLS BF H R ER SO BB IBB HBP BLK WP HR S P ERA WHIP	IP WLS BF H R ER SO BB IBB HBP BLK WP HR S P ERA WHIP	IP WLS BF H R ER SO BB IBB HBP BLK WP HR S P ERA WHIP	IP WLS BF H R ER SO BB IBB HBP BLK WP HR S P ERA WHIP	IP WLS BF H R ER SO BB IBB HBP BLK WP HR S P ERA WHIP	IP WLS BF H R ER SO BB IBB HBP BLK WP HR S P ERA WHIP

Chicago Cubs @ Washington Nationals
 Nationals Park, Washington, DC
 Tue Sep 04 2012, 7:08 PM - 10:38 PM EDT
 Att: 17,648 - Cloudy - 82 F

AB 33
 R 5
 H 8
 RBI 5
 BB 4
 SO 10
 LOB 9



Batter	1	2	3	4	5	6	7	8	9	AB	R	H	RBI	BB	SO	LOB	BOTTOM								
28 Javon Werth, R OBP: 0.404, SLG: 0.478	20 HR					K				5	2	4	1	0	1	0	Chicago Cubs @ Washington Nationals Nationals Park, Washington, DC Tue Sep 04 2012, 7:08 PM - 10:38 PM EDT Att: 17,648 - Cloudy - 82 F								
20 Ian Desmond, R OBP: 0.324, SLG: 0.504										5	1	2	4	0	2	3									
11 Ryan Zimmerman, R OBP: 0.340, SLG: 0.499										5	1	1	1	0	2	2									
1 Steve Lombardozzi, S OBP: 0.328, SLG: 0.360										0	0	0	0	0	0	0									
38 Michael Morse, R OBP: 0.317, SLG: 0.451										5	0	1	0	0	0	1									
25 Adam LaRoche, L OBP: 0.338, SLG: 0.498										4	2	4	2	1	0	0									
8 Danny Espinosa, S OBP: 0.323, SLG: 0.415										4	1	2	0	1	1	3									
57 Tyler Moore, R OBP: 0.342, SLG: 0.515										4	1	1	2	0	0	3									
32 Tom Gorzelanny, R OBP: 0.500, SLG: 0.400										0	0	0	0	0	0	0									
52 Ryan Matthews, R OBP: 0.290, SLG: 0.290										0	0	0	0	0	0	0									
7 Mark DeRosa, R OBP: 0.290, SLG: 0.290										1	0	0	0	0	1	1									
51 Michael Gonzalez, R OBP: 0.290, SLG: 0.355										0	0	0	0	0	0	0									
26 Jesus Flores, R OBP: 0.255, SLG: 0.335										5	1	1	1	0	1	1									
33 Edwin Jackson, R OBP: 0.250, SLG: 0.220										3	1	2	0	0	0	0									
56 Christian Garcia, R OBP: 0.325, SLG: 0.433										0	0	0	0	0	0	0									
34 Bryce Harper, L OBP: 0.325, SLG: 0.433										1	1	1	0	0	0	0									
Inning Stats	R: 2 H: 4 E: 0 K: 1 S: 18	H: 4 LOB: 2 BB: 1 P: 31	R: 3 H: 4 E: 0 K: 1 S: 18	H: 4 LOB: 2 BB: 1 P: 27	R: 0 H: 2 E: 0 K: 1 S: 13	H: 2 LOB: 2 BB: 0 P: 17	R: 3 H: 3 E: 0 K: 1 S: 14	H: 3 LOB: 0 BB: 0 P: 22	R: 0 H: 0 E: 0 K: 1 S: 8	H: 0 LOB: 0 BB: 0 P: 12	R: 1 H: 2 E: 0 K: 0 S: 10	H: 2 LOB: 1 BB: 0 P: 17	R: 1 H: 2 E: 0 K: 2 S: 10	H: 2 LOB: 1 BB: 0 P: 14	R: 1 H: 2 E: 0 K: 1 S: 17	H: 2 LOB: 1 BB: 0 P: 28	R: 1 H: 2 E: 0 K: 1 S: 17	H: 2 LOB: 1 BB: 0 P: 28	1B: 8 2B: 5 3B: 0 HR: 6	SF: 0 SAC: 0 DP: 0 HBP: 0	WP: 1 PB: 0 SB: 1 CS: 0	PA: 44			
PITCHER	IP WLS BF H R ER SO BB IBB HBP BLK WP HR S P ERA WHIP	IP WLS BF H R ER SO BB IBB HBP BLK WP HR S P ERA WHIP	IP WLS BF H R ER SO BB IBB HBP BLK WP HR S P ERA WHIP	IP WLS BF H R ER SO BB IBB HBP BLK WP HR S P ERA WHIP	IP WLS BF H R ER SO BB IBB HBP BLK WP HR S P ERA WHIP	IP WLS BF H R ER SO BB IBB HBP BLK WP HR S P ERA WHIP	IP WLS BF H R ER SO BB IBB HBP BLK WP HR S P ERA WHIP	IP WLS BF H R ER SO BB IBB HBP BLK WP HR S P ERA WHIP	IP WLS BF H R ER SO BB IBB HBP BLK WP HR S P ERA WHIP	IP WLS BF H R ER SO BB IBB HBP BLK WP HR S P ERA WHIP	IP WLS BF H R ER SO BB IBB HBP BLK WP HR S P ERA WHIP	IP WLS BF H R ER SO BB IBB HBP BLK WP HR S P ERA WHIP	IP WLS BF H R ER SO BB IBB HBP BLK WP HR S P ERA WHIP	IP WLS BF H R ER SO BB IBB HBP BLK WP HR S P ERA WHIP	IP WLS BF H R ER SO BB IBB HBP BLK WP HR S P ERA WHIP	IP WLS BF H R ER SO BB IBB HBP BLK WP HR S P ERA WHIP	IP WLS BF H R ER SO BB IBB HBP BLK WP HR S P ERA WHIP	IP WLS BF H R ER SO BB IBB HBP BLK WP HR S P ERA WHIP	IP WLS BF H R ER SO BB IBB HBP BLK WP HR S P ERA WHIP	IP WLS BF H R ER SO BB IBB HBP BLK WP HR S P ERA WHIP	IP WLS BF H R ER SO BB IBB HBP BLK WP HR S P ERA WHIP	IP WLS BF H R ER SO BB IBB HBP BLK WP HR S P ERA WHIP	IP WLS BF H R ER SO BB IBB HBP BLK WP HR S P ERA WHIP	IP WLS BF H R ER SO BB IBB HBP BLK WP HR S P ERA WHIP	IP WLS BF H R ER SO BB IBB HBP BLK WP HR S P ERA WHIP

Chicago Cubs @ Washington Nationals
 Nationals Park, Washington, DC
 Tue Sep 04 2012, 7:08 PM - 10:38 PM EDT
 Att: 17,648 - Cloudy - 82 F

AB 42
 R 11
 H 19
 RBI 11
 BB 2
 SO 8
 LOB 14



Batter	1	2	3	4	5	6	7	8	9	AB	R	H	RBI	BB	SO	LOB	TOP				
9 David DeJesus, L (1,9) OBP: 0.354, SLG: 0.405 21 Joe Mather, R (8,PH) OBP: 0.246, SLG: 0.307										3	0	0	0	0	2	0	Chicago Cubs @ Washington Nationals Nationals Park, Washington, DC Thu Sep 06 2012, 7:07 PM - 10:28 PM EDT Att: 22,447 - Clear - 79 F				
24 Luis Valbuena, L (1,5) OBP: 0.314, SLG: 0.367 5 Josh Vitters, R (8,PH) OBP: 0.125, SLG: 0.149										3	0	0	0	1	1	0					
44 Anthony Rizzo, L (1,3) OBP: 0.345, SLG: 0.482										4	1	3	1	0	0	0					
12 Alfonso Soriano, R (1,7) OBP: 0.312, SLG: 0.490										4	0	0	0	0	2	2					
13 Starlin Castro, R (1,6) OBP: 0.313, SLG: 0.422										4	1	2	0	0	0	0					
51 Steve Clevenger, L (1,2) OBP: 0.279, SLG: 0.299 53 Welington Castillo, R (6,2) OBP: 0.329, SLG: 0.454										2	0	0	0	0	0	1					
7 Brett Jackson, L (1,8) OBP: 0.308, SLG: 0.407										3	0	1	0	1	2	1					
15 Darwin Barney, R (1,4) OBP: 0.298, SLG: 0.368										3	0	1	1	0	0	2					
41 Justin Germano, R (1,1) OBP: 0.154, SLG: 0.183 1 Tony Campanella, L (5,PH) OBP: 0.297, SLG: 0.284 Lenny Castillo, S (5,1) 16 Jeff Beliveau, L (6,1) 6 Bryan LaHair, L (7,PH) OBP: 0.308, SLG: 0.449 47 Miguel Socolovich, R (7,1) 28 Michael Bowden, R (8,1)										1	0	0	0	0	1	1					
Inning Stats	R: 1 E: 0 K: 2 S: 11	H: 1 LOB: 0 BB: 0 P: 19	R: 1 E: 0 K: 2 S: 12	H: 2 LOB: 1 BB: 0 P: 16	R: 0 E: 0 K: 2 S: 8	H: 0 LOB: 0 BB: 0 P: 10	R: 0 E: 0 K: 0 S: 7	H: 0 LOB: 0 BB: 0 P: 9	R: 0 E: 0 K: 0 S: 8	H: 1 LOB: 1 BB: 0 P: 10	R: 0 E: 0 K: 2 S: 14	H: 1 LOB: 2 BB: 1 P: 23	R: 0 E: 0 K: 2 S: 10	H: 1 LOB: 1 BB: 0 P: 16	R: 0 E: 0 K: 0 S: 6	H: 1 LOB: 1 BB: 7		1B: 2 2B: 2 3B: 2 HR: 1	SF: 0 SAC: 0 DP: 0 HBP: 0	WP: 2 PB: 0 SB: 0 CS: 0	PA: 34
PITCHER	IP WLS BF H R ER SO BB IBB HBP BLK WP HR S P ERA WHIP	IP WLS BF H R ER SO BB IBB HBP BLK WP HR S P ERA WHIP	IP WLS BF H R ER SO BB IBB HBP BLK WP HR S P ERA WHIP	IP WLS BF H R ER SO BB IBB HBP BLK WP HR S P ERA WHIP	IP WLS BF H R ER SO BB IBB HBP BLK WP HR S P ERA WHIP	IP WLS BF H R ER SO BB IBB HBP BLK WP HR S P ERA WHIP	IP WLS BF H R ER SO BB IBB HBP BLK WP HR S P ERA WHIP	IP WLS BF H R ER SO BB IBB HBP BLK WP HR S P ERA WHIP	IP WLS BF H R ER SO BB IBB HBP BLK WP HR S P ERA WHIP	IP WLS BF H R ER SO BB IBB HBP BLK WP HR S P ERA WHIP	IP WLS BF H R ER SO BB IBB HBP BLK WP HR S P ERA WHIP	IP WLS BF H R ER SO BB IBB HBP BLK WP HR S P ERA WHIP	IP WLS BF H R ER SO BB IBB HBP BLK WP HR S P ERA WHIP	IP WLS BF H R ER SO BB IBB HBP BLK WP HR S P ERA WHIP	IP WLS BF H R ER SO BB IBB HBP BLK WP HR S P ERA WHIP	IP WLS BF H R ER SO BB IBB HBP BLK WP HR S P ERA WHIP	IP WLS BF H R ER SO BB IBB HBP BLK WP HR S P ERA WHIP	IP WLS BF H R ER SO BB IBB HBP BLK WP HR S P ERA WHIP	IP WLS BF H R ER SO BB IBB HBP BLK WP HR S P ERA WHIP	IP WLS BF H R ER SO BB IBB HBP BLK WP HR S P ERA WHIP	IP WLS BF H R ER SO BB IBB HBP BLK WP HR S P ERA WHIP

Chicago Cubs @ Washington Nationals
 Nationals Park, Washington, DC
 Thu Sep 06 2012, 7:07 PM - 10:28 PM EDT
 Att: 22,447 - Clear - 79 F

AB 33
 R 2
 H 7
 RBI 2
 BB 1
 SO 11
 LOB 10



Batter	1	2	3	4	5	6	7	8	9	AB	R	H	RBI	BB	SO	LOB	BOTTOM				
28 Javson Werth, R (1,9) OBP: 0.400, SLG: 0.469										4	1	0	0	1	2	4	Chicago Cubs @ Washington Nationals Nationals Park, Washington, DC Thu Sep 06 2012, 7:07 PM - 10:28 PM EDT Att: 22,447 - Clear - 79 F				
34 Bryce Harper, L (1,8) OBP: 0.331, SLG: 0.452										5	2	2	0	0	1	1					
11 Ryan Zimmerman, R (1,5) OBP: 0.350, SLG: 0.457										4	1	2	3	1	0	1					
25 Adam LaRoche, L (1,3) OBP: 0.343, SLG: 0.511 18 Chad Tracy, L (8,3) OBP: 0.338, SLG: 0.493										3	1	1	2	1	0	1					
38 Michael Morse, R (1,7) OBP: 0.319, SLG: 0.447 55 Eury Pérez, R (8,PR) (9,7)										5	0	2	0	0	1	0					
20 Ian Desmond, R (1,6) OBP: 0.325, SLG: 0.508										3	1	1	0	2	0	6					
8 Danny Espinosa, S (1,4) OBP: 0.324, SLG: 0.421										4	1	1	0	0	2	4					
24 Kurt Suzuki, R (1,2) OBP: 0.271, SLG: 0.314										5	2	3	3	0	0	5					
27 Jordan Zimmermann, R (1,1) OBP: 0.245, SLG: 0.298 1 Steve Lombardozzi, S (7,PH) OBP: 0.335, SLG: 0.359 32 Tom Gorzelanny, R (8,1) OBP: 0.502, SLG: 0.460 58 Christian Garcia, R (8,1)										1	0	0	0	1	0	0					
Inning Stats	R: 1 E: 0 K: 0 S: 12	H: 1 LOB: 0 BB: 0 P: 21	R: 3 E: 0 K: 2 S: 13	H: 2 LOB: 0 BB: 0 P: 20	R: 0 E: 1 K: 0 S: 8	H: 1 LOB: 2 BB: 1 P: 14	R: 3 E: 1 K: 0 S: 14	H: 3 LOB: 1 BB: 1 P: 25	R: 0 E: 0 K: 0 S: 12	H: 1 LOB: 3 BB: 2 P: 24	R: 2 E: 0 K: 2 S: 15	H: 2 LOB: 1 BB: 1 P: 24	R: 0 E: 0 K: 1 S: 16	H: 1 LOB: 1 BB: 0 P: 24	R: 0 E: 0 K: 1 S: 11	H: 1 LOB: 3 BB: 2 P: 23		1B: 8 2B: 1 3B: 1 HR: 2	SF: 0 SAC: 1 DP: 1 HBP: 1	WP: 0 PB: 0 SB: 2 CS: 0	PA: 44
PITCHER	IP WLS BF H R ER SO BB IBB HBP BLK WP HR S P ERA WHIP	IP WLS BF H R ER SO BB IBB HBP BLK WP HR S P ERA WHIP	IP WLS BF H R ER SO BB IBB HBP BLK WP HR S P ERA WHIP	IP WLS BF H R ER SO BB IBB HBP BLK WP HR S P ERA WHIP	IP WLS BF H R ER SO BB IBB HBP BLK WP HR S P ERA WHIP	IP WLS BF H R ER SO BB IBB HBP BLK WP HR S P ERA WHIP	IP WLS BF H R ER SO BB IBB HBP BLK WP HR S P ERA WHIP	IP WLS BF H R ER SO BB IBB HBP BLK WP HR S P ERA WHIP	IP WLS BF H R ER SO BB IBB HBP BLK WP HR S P ERA WHIP	IP WLS BF H R ER SO BB IBB HBP BLK WP HR S P ERA WHIP	IP WLS BF H R ER SO BB IBB HBP BLK WP HR S P ERA WHIP	IP WLS BF H R ER SO BB IBB HBP BLK WP HR S P ERA WHIP	IP WLS BF H R ER SO BB IBB HBP BLK WP HR S P ERA WHIP	IP WLS BF H R ER SO BB IBB HBP BLK WP HR S P ERA WHIP	IP WLS BF H R ER SO BB IBB HBP BLK WP HR S P ERA WHIP	IP WLS BF H R ER SO BB IBB HBP BLK WP HR S P ERA WHIP	IP WLS BF H R ER SO BB IBB HBP BLK WP HR S P ERA WHIP	IP WLS BF H R ER SO BB IBB HBP BLK WP HR S P ERA WHIP	IP WLS BF H R ER SO BB IBB HBP BLK WP HR S P ERA WHIP	IP WLS BF H R ER SO BB IBB HBP BLK WP HR S P ERA WHIP	IP WLS BF H R ER SO BB IBB HBP BLK WP HR S P ERA WHIP

Chicago Cubs @ Washington Nationals
 Nationals Park, Washington, DC
 Thu Sep 06 2012, 7:07 PM - 10:28 PM EDT
 Att: 22,447 - Clear - 79 F

AB 35
 R 9
 H 12
 RBI 8
 BB 7
 SO 6
 LOB 23



Batter	1	2	3	4	5	6	7	8	9	AB	R	H	RBI	BB	SO	LOB	TOP								
9 David DeJesus, L (1,9) OBP: 0.352, SLG: 0.401	P6		G6-3 1B		FC3-6 BB		K	K		4	0	2	1	1	1	0	Chicago Cubs @ Pittsburgh Pirates PNC Park, Pittsburgh, PA Sat Sep 08 2012, 7:06 PM - 10:02 PM EDT Att: 35,661 - Partly Cloudy - 66 F								
24 Luis Valbuena, L (1,5) OBP: 0.316, SLG: 0.364	L3		G6-3		SF7		44 1B	K		3	0	0	1	1	1	3									
44 Anthony Rizzo, L (1,3) OBP: 0.350, SLG: 0.476	K		HBP		FC3-6		12 1B	G6-3		4	0	1	0	0	1	1									
12 Alfonso Soriano, R (1,7) 21 Joe Mather, R (9,7) OBP: 0.314, SLG: 0.495 OBP: 0.245, SLG: 0.305		HR	K2-3		F8		K	G4-3		5	1	1	1	0	2	4									
13 Starlin Castro, R (1,6) OBP: 0.318, SLG: 0.425		G5-3			53 1B		29 SH2-4 15 1B	G5-3		3	0	1	0	1	0	2									
53 Wellington Castillo, R (1,2) OBP: 0.331, SLG: 0.464		15 G6-3 2B			F8		F8	15 G5-3 9 1B		4	1	2	0	0	0	2									
15 Darwin Barney, R (1,4) OBP: 0.297, SLG: 0.365		G6-3			P4		29 SH2-4 1B	G5-3		4	0	1	0	0	0	3									
29 Jeff Samardzija, R (1,1) OBP: 0.167, SLG: 0.100		G5-3			G1-3		SH2-4	G5-3		3	0	0	0	0	0	3									
1 Tony Campana, L (1,8) OBP: 0.305, SLG: 0.299			9 1B 24 G6-3 1B		9 S 24 SF7 2B		G5-3	9 1B BB		3	2	2	0	1	0	2									
Inning Stats	R: 0 E: 0 K: 1 S: 7	H: 0 LOB: 0 BB: 0 P: 8	R: 1 E: 0 K: 0 S: 11	H: 2 LOB: 1 BB: 0 P: 16	R: 1 E: 0 K: 1 S: 11	H: 2 LOB: 1 BB: 0 P: 20	R: 0 E: 0 K: 0 S: 7	H: 1 LOB: 1 BB: 0 P: 11	R: 1 E: 0 K: 0 S: 12	H: 1 LOB: 2 BB: 1 P: 20	R: 0 E: 0 K: 0 S: 11	H: 1 LOB: 2 BB: 1 P: 18	R: 0 E: 0 K: 2 S: 10	H: 1 LOB: 2 BB: 1 P: 19	R: 1 E: 0 K: 1 S: 13	H: 2 LOB: 2 BB: 1 P: 22	R: 0 E: 0 K: 0 S: 10	H: 0 LOB: 0 BB: 0 P: 17	1B: 7 2B: 2 3B: 0 HR: 1	SF: 1 SAC: 1 DP: 1 HBP: 2	WP: 0 PB: 0 SB: 4 CS: 1	PA: 42			
PITCHER	IP	WLS	BF	H	R	ER	SO	BB	IBB	HBP	BLK	WP	HR	S	P	ERA	WHIP								
53 James McDonald, R (1,1) ERA: 3.93	5.2		26	7	3	3	2	2	0	1	0	0	1	57	90	4.76	1.588								
44 Tony Watson, L (6,1) ERA: 3.55	0.2		4	1	0	0	1	1	0	0	0	0	0	7	13	0.00	3.000								
48 Jared Hughes, R (7,1) ERA: 2.62	0.2		2	0	0	0	1	0	0	0	0	0	0	5	9	0.00	0.000								
39 Jason Grilli, R (8,1) ERA: 2.8	1.0	L	6	2	1	1	1	1	0	0	0	0	0	13	22	9.00	3.000								
30 Chris Resop, R (9,1) ERA: 3.69	1.0		3	0	0	0	0	0	0	1	0	0	0	10	17	0.00	0.000								

Batter	1	2	3	4	5	6	7	8	9	AB	R	H	RBI	BB	SO	LOB	BOTTOM								
2 Brock Holt, L (1,4) OBP: 0.385, SLG: 0.417	46 BB 24 1B 6 SH3 1B		K2-3		G3-1		F7			4	1	1	0	0	1	2	Chicago Cubs @ Pittsburgh Pirates PNC Park, Pittsburgh, PA Sat Sep 08 2012, 7:06 PM - 10:02 PM EDT Att: 35,661 - Partly Cloudy - 66 F								
6 Starlin Marte, R (1,7) OBP: 0.278, SLG: 0.400	SH3		P4		K		K		3	0	0	0	0	2	0										
22 Andrew McCutchen, R (1,8) OBP: 0.405, SLG: 0.594	46 BB 24 1B HBP		K		K		K		3	1	0	0	0	3	0										
46 Garrett Jones, L (1,3) OBP: 0.328, SLG: 0.541	24 1B BB		G4-3		F7		P4		3	0	0	0	1	0	0										
24 Pedro Alvarez, L (1,5) OBP: 0.327, SLG: 0.492			7 FC1 2B		G5-3		G3-1		4	0	2	2	0	0	0										
7 Alex Presley, L (1,9) OBP: 0.276, SLG: 0.385	K		FC1		B5-3		K		4	0	0	0	0	2	3										
12 Clint Barmes, R (1,6) OBP: 0.249, SLG: 0.309	K		F8		G3		L7		3	0	0	0	0	1	3										
14 Gaby Sanchez, R (9,PH) OBP: 0.276, SLG: 0.337	K		F8		F7		E6 19 1B		1	0	0	0	0	0	0										
26 Rod Barajas, R (1,2) OBP: 0.269, SLG: 0.325			F7		F7		2H 1B		2	0	0	0	0	0	0										
5 Josh Harrison, R (7,PR) OBP: 0.293, SLG: 0.364			G1-3						0	0	0	0	0	0	0										
55 Michael McKenry, R (8,2) OBP: 0.336, SLG: 0.510									0	0	0	0	0	0	0										
53 James McDonald, L (1,1) OBP: 0.298, SLG: 0.146			G1-3						2	0	0	0	0	0	0										
44 Tony Watson, L (6,1) ERA: 3.55									0	0	0	0	0	0	0										
48 Jared Hughes, R (7,1) ERA: 2.62									0	0	0	0	0	0	0										
19 Jeff Clement, L (7,PH) OBP: 0.100									1	0	1	1	0	0	0										
39 Jason Grilli, R (8,1) ERA: 2.8									0	0	0	0	0	0	0										
30 Chris Resop, R (9,1) ERA: 3.69									0	0	0	0	0	0	0										
Inning Stats	R: 2 E: 0 K: 2 S: 16	H: 2 LOB: 2 BB: 1 P: 27	R: 0 E: 0 K: 1 S: 8	H: 0 LOB: 0 BB: 0 P: 11	R: 0 E: 0 K: 1 S: 7	H: 0 LOB: 0 BB: 0 P: 11	R: 0 E: 0 K: 0 S: 5	H: 1 LOB: 1 BB: 0 P: 9	R: 0 E: 0 K: 1 S: 7	H: 0 LOB: 0 BB: 0 P: 10	R: 0 E: 0 K: 1 S: 8	H: 0 LOB: 0 BB: 0 P: 12	R: 1 E: 1 K: 0 S: 14	H: 1 LOB: 2 BB: 0 P: 18	R: 0 E: 0 K: 2 S: 8	H: 0 LOB: 0 BB: 0 P: 10	R: 0 E: 0 K: 1 S: 8	H: 0 LOB: 0 BB: 0 P: 12	1B: 3 2B: 1 3B: 0 HR: 0	SF: 0 SAC: 1 DP: 0 HBP: 1	WP: 0 PB: 0 SB: 0 CS: 0	PA: 34			
PITCHER	IP	WLS	BF	H	R	ER	SO	BB	IBB	HBP	BLK	WP	HR	S	P	ERA	WHIP								
29 Jeff Samardzija, R (1,1) ERA: 3.81	9.0		34	4	3	2	9	1	0	1	0	0	0	81	120	2.00	0.556								

AB	33
R	4
H	10
RBI	3
BB	4
SO	5
LOB	20



AB	31
R	3
H	4
RBI	3
BB	1
SO	9
LOB	9




Batter	1	2	3	4	5	6	7	8	9	AB	R	H	RBI	BB	SO	LOB	TOP				
21 Joe Mather, R OBP: 0.254, SLG: 0.313 (1, 8)										5	0	3	0	0	2	1	Chicago Cubs @ Pittsburgh Pirates PNC Park, Pittsburgh, PA Sun Sep 09 2012, 1:37 PM - 5:00 PM EDT Att: 28,671 - Cloudy - 67 F				
15 Darwin Barney, R OBP: 0.296, SLG: 0.363 (1, 4)										5	0	1	0	0	0	3					
44 Anthony Rizzo, L OBP: 0.351, SLG: 0.475 (1, 3)										5	1	2	0	0	1	3					
12 Alfonso Soriano, R OBP: 0.313, SLG: 0.499 1 Tony Campana, L OBP: 0.309, SLG: 0.299 (1, 7)										4	1	1	2	0	2	3					
13 Starlin Castro, R OBP: 0.317, SLG: 0.425 (1, 6)										5	0	1	0	0	1	2					
5 Josh Vitters, R OBP: 0.132, SLG: 0.197 54 Shawn Camp, R 49 Carlos Marmol, R (8, 1)										4	1	1	1	0	1	1					
17 Dave Sappelt, R OBP: 0.250, SLG: 0.100 9 David DeJesus, L OBP: 0.354, SLG: 0.401 (8, PH)										3	0	1	0	0	0	1					
20 Anthony Recker, R OBP: 0.249, SLG: 0.250 (1, 2)										4	1	1	1	0	1	3					
18 Chris Rusin, L OBP: 0.260, SLG: 0.179 37 Jaye Chapman, R 6 Bryan LaHair, L 60 Manny Corpas, R 40 James Russell, L 24 Luis Valbuena, L OBP: 0.310, SLG: 0.332 (1, 1)										2	0	0	0	0	1	0					
Inning Stats	R: 0 E: 0 K: 1 S: 9	H: 2 LOB: 1 BB: 0 P: 13	R: 0 E: 0 K: 1 S: 11	H: 1 LOB: 1 BB: 0 P: 18	R: 0 E: 0 K: 1 S: 9	H: 2 LOB: 2 BB: 0 P: 14	R: 2 E: 0 K: 1 S: 13	H: 2 LOB: 0 BB: 0 P: 19	R: 0 E: 1 K: 0 S: 10	H: 0 LOB: 1 BB: 0 P: 14	R: 0 E: 0 K: 1 S: 10	H: 1 LOB: 1 BB: 0 P: 14	R: 2 E: 0 K: 2 S: 11	H: 3 LOB: 2 BB: 1 P: 19	R: 0 E: 0 K: 1 S: 10	H: 1 LOB: 2 BB: 1 P: 20		1B: 8 2B: 1 3B: 0 HR: 3	SF: 0 SAC: 0 DP: 1 HBP: 0	WP: 0 PB: 0 SB: 1 CS: 0	PA: 41
PITCHER	IP WLS BF H R ER SO BB IBB HBP BLK WP HR S P ERA WHIP																				
49 Jeff Locke, L ERA: 4.11 60 Kyle McPherson, R ERA: 1.04 39 Jason Grilli, R ERA: 2.92 32 Chad Qualls, R ERA: 5.17 52 Joel Hanrahan, R ERA: 2.39 (1, 1)	6.0	25	7	2	2	6	0	0	0	0	0	0	0	2	60	89		3.00	1.167		
PITCHER	IP WLS BF H R ER SO BB IBB HBP BLK WP HR S P ERA WHIP																				
49 Carlos Marmol, R ERA: 3.97 (9, 1)	1.0	6	1	0	0	1	0	0	0	0	0	0	0	1	7	12	54.00	12.000			

AB	39
R	4
H	12
RBI	4
BB	2
SO	10
LOB	19



Batter	1	2	3	4	5	6	7	8	9	AB	R	H	RBI	BB	SO	LOB	BOTTOM						
2 Brock Holt, L OBP: 0.419, SLG: 0.517 (1, 4)										5	1	3	0	0	0	1	Chicago Cubs @ Pittsburgh Pirates PNC Park, Pittsburgh, PA Sun Sep 09 2012, 1:37 PM - 5:00 PM EDT Att: 28,671 - Cloudy - 67 F						
6 Starling Marte, R OBP: 0.274, SLG: 0.385 (1, 7)										4	0	0	0	1	1	3							
22 Andrew McCutchen, R OBP: 0.497, SLG: 0.599 (1, 8)										3	1	1	1	2	0	4							
46 Garrett Jones, L OBP: 0.329, SLG: 0.538 (1, 9)										4	0	1	0	1	0	4							
14 Gaby Sanchez, R OBP: 0.278, SLG: 0.333 (1, 3)										3	0	0	0	2	2	3							
24 Pedro Alvarez, L OBP: 0.325, SLG: 0.489 (1, 5)										5	0	1	0	0	1	7							
55 Michael McKenry, R OBP: 0.330, SLG: 0.500 (1, 2)										4	0	0	0	0	2	2							
12 Clint Barmes, R OBP: 0.251, SLG: 0.308 19 Jeff Clement, L OBP: 0.250, SLG: 0.100 69 Jordy Mercer, R OBP: 0.233, SLG: 0.375 (1, 6)										1	0	0	0	1	0	1							
49 Jeff Locke, L ERA: 4.11 5 Josh Vitters, R OBP: 0.132, SLG: 0.197 60 Manny Corpas, R ERA: 4.46 39 Jason Grilli, R ERA: 2.92 32 Chad Qualls, R ERA: 5.17 7 Alex Presley, L OBP: 0.275, SLG: 0.392 52 Joel Hanrahan, R ERA: 2.39 (1, 1)										2	0	1	0	0	1	1							
Inning Stats	R: 1 E: 0 K: 1 S: 12	H: 2 LOB: 2 BB: 1 P: 20	R: 0 E: 0 K: 2 S: 10	H: 0 LOB: 1 BB: 1 P: 18	R: 0 E: 0 K: 0 S: 4	H: 0 LOB: 1 BB: 1 P: 10	R: 0 E: 0 K: 0 S: 11	H: 1 LOB: 0 BB: 0 P: 14	R: 0 E: 0 K: 1 S: 15	H: 2 LOB: 2 BB: 0 P: 21	R: 0 E: 1 K: 1 S: 11	H: 0 LOB: 1 BB: 1 P: 17	R: 1 E: 0 K: 0 S: 12	H: 1 LOB: 2 BB: 2 P: 24	R: 0 E: 0 K: 2 S: 8	H: 0 LOB: 0 BB: 0 P: 13		R: 0 E: 0 K: 1 S: 12	H: 1 LOB: 3 BB: 2 P: 23	1B: 5 2B: 0 3B: 1 HR: 1	SF: 0 SAC: 0 DP: 1 HBP: 0	WP: 0 PB: 0 SB: 0 CS: 0	PA: 42
PITCHER	IP WLS BF H R ER SO BB IBB HBP BLK WP HR S P ERA WHIP																						
18 Chris Rusin, L ERA: 5.73 37 Jaye Chapman, R ERA: 1.04 60 Manny Corpas, R ERA: 4.46 40 James Russell, L ERA: 3.5 54 Shawn Camp, R ERA: 3.67 (1, 1)	5.0	22	5	1	1	4	3	0	0	0	0	0	0	0	11	17		0.00	1.000				
PITCHER	IP WLS BF H R ER SO BB IBB HBP BLK WP HR S P ERA WHIP																						
49 Carlos Marmol, R ERA: 3.97 (9, 1)	1.0	6	1	0	0	1	0	0	0	0	0	0	0	4	9	27.00	3.000						

AB	34
R	2
H	7
RBI	1
BB	8
SO	8
LOB	28



Batter	1	2	3	4	5	6	7	8	9	AB	R	H	RBI	BB	SO	LOB	TOP										
9 David DeJesus, L (1,8) OBP: 0.352, SLG: 0.399										5	0	1	0	0	0	5	Chicago Cubs @ Houston Astros Minute Maid Park, Houston, TX Tue Sep 11 2012, 7:08 PM - 10:18 PM CDT Att: 14,205 - Roof Closed - 73 F										
24 Luis Valbuena, L (1,5) OBP: 0.309, SLG: 0.354										5	0	0	0	0	1	5											
44 Anthony Rizzo, L (1,3) OBP: 0.346, SLG: 0.464										2	0	0	0	0	0	1											
21 Joe Mather, R (3,PR) OBP: 0.255, SLG: 0.312										2	0	0	0	0	1	3											
12 Alfonso Soriano, R (1,7) OBP: 0.312, SLG: 0.492										4	0	0	0	0	2	4											
13 Starlin Castro, R (1,6) OBP: 0.318, SLG: 0.426										4	0	1	0	0	1	1											
51 Steve Clevenger, L (1,2) OBP: 0.274, SLG: 0.292										3	0	0	0	1	3	1											
6 Bryan LaHair, L (1,9) OBP: 0.337, SLG: 0.448										2	0	1	0	0	1	0											
17 Dave Sappelt, R (6,PH) OBP: 0.316, SLG: 0.412										2	0	1	0	0	1	0											
45 Adrian Cardenas, L (1,4) OBP: 0.273, SLG: 0.333										1	0	0	0	1	0	0											
15 Darwin Barney, R (6,PH) OBP: 0.300, SLG: 0.355										2	0	1	0	0	0	2											
41 Justin Germano, R (1,1) OBP: 0.293, SLG: 0.401										2	0	0	0	0	0	3											
28 Michael Bowden, R (5,PR) OBP: 0.203, SLG: 0.241										1	0	0	0	0	0	0											
1 Tony Campana, L (7,PH) OBP: 0.267, SLG: 0.356										0	0	0	0	0	0	0											
55 Alberto Cabrera, R (7,1) OBP: 0.267, SLG: 0.356										0	0	0	0	0	0	0											
16 Jeff Beliveau, L (8,1) OBP: 0.267, SLG: 0.356										0	0	0	0	0	0	0											
60 Manny Corpas, R (8,1) OBP: 0.267, SLG: 0.356										0	0	0	0	0	0	0											
53 Wellington Castillo, R (9,PH) OBP: 0.267, SLG: 0.356										1	0	1	0	0	0	0											
Inning Stats	R: 0 E: 1 K: 0 S: 12	H: 0 LOB: 1 BB: 0 P: 21	R: 0 E: 0 K: 0 S: 11	H: 1 LOB: 3 BB: 2 P: 27	R: 0 E: 1 K: 2 S: 9	H: 0 LOB: 1 BB: 0 P: 15	R: 0 E: 0 K: 2 S: 8	H: 0 LOB: 0 BB: 0 P: 12	R: 0 E: 1 K: 1 S: 11	H: 1 LOB: 2 BB: 0 P: 19	R: 0 E: 0 K: 1 S: 12	H: 2 LOB: 1 BB: 0 P: 16	R: 0 E: 1 K: 1 S: 9	H: 0 LOB: 1 BB: 0 P: 10	R: 0 E: 0 K: 2 S: 10	H: 0 LOB: 0 BB: 0 P: 13	R: 0 E: 0 K: 2 S: 12	H: 2 LOB: 2 BB: 0 P: 16	1B: 5 2B: 2 3B: 0 HR: 0	SF: 0 SAC: 0 DP: 1 HBP: 0	WP: 0 PB: 0 SB: 0 CS: 0	PA: 38					
PITCHER	IP 5.0	WLS W	BF 22	H 2	R 0	ER 0	SO 5	BB 2	IBB 0	HBP 0	BLK 0	WP 0	HR 0	S 51	P 94	ERA 0.00	WHIP 0.800										
18 Jordan Lyles, R (1,1) ERA: 5.33	IP 5.0	WLS W	BF 22	H 2	R 0	ER 0	SO 5	BB 2	IBB 0	HBP 0	BLK 0	WP 0	HR 0	S 51	P 94	ERA 0.00	WHIP 0.800										
63 Xavier Cedeño, L (6,1) ERA: 4.59	IP 0.1	WLS H	BF 3	H 2	R 0	ER 0	SO 1	BB 0	IBB 0	HBP 0	BLK 0	WP 0	HR 0	S 10	P 14	ERA 0.00	WHIP 6.000										
65 Mickey Storey, R (6,1) ERA: 2.66	IP 0.2	WLS H	BF 1	H 0	R 0	ER 0	SO 0	BB 0	IBB 0	HBP 0	BLK 0	WP 0	HR 0	S 2	P 2	ERA 0.00	WHIP 0.000										
53 Wesley Wright, L (7,1) ERA: 3.38	IP 1.0	WLS H	BF 4	H 0	R 0	ER 0	SO 1	BB 0	IBB 0	HBP 0	BLK 0	WP 0	HR 0	S 9	P 10	ERA 0.00	WHIP 0.000										
67 Jose Valdez, R (8,1) ERA:	IP 1.0	WLS H	BF 3	H 0	R 0	ER 0	SO 2	BB 0	IBB 0	HBP 0	BLK 0	WP 0	HR 0	S 10	P 13	ERA 0.00	WHIP 0.000										

Chicago Cubs @ Houston Astros
Minute Maid Park, Houston, TX
Tue Sep 11 2012, 7:08 PM - 10:18 PM CDT
Att: 14,205 - Roof Closed - 73 F

AB 36
R 0
H 6
RBI 0
BB 2
SO 11
LOB 25



Batter	1	2	3	4	5	6	7	8	9	AB	R	H	RBI	BB	SO	LOB	BOTTOM										
38 Jimmy Paredes, S (1,4) OBP: 0.218, SLG: 0.255										4	1	1	0	0	2	1	Chicago Cubs @ Houston Astros Minute Maid Park, Houston, TX Tue Sep 11 2012, 7:08 PM - 10:18 PM CDT Att: 14,205 - Roof Closed - 73 F										
67 Jose Valdez, R (8,1) OBP: 0.312, SLG: 0.372										0	0	0	0	0	0	0											
59 Wilton Lopez, R (9,1) OBP: 0.342, SLG: 0.447										0	0	0	0	0	0	0											
21 Fernando Martinez, L (1,7) OBP: 0.293, SLG: 0.440										3	0	1	0	0	0	2											
14 J.D. Martinez, R (8,PH) OBP: 0.312, SLG: 0.372										0	0	0	0	1	0	0											
29 Brett Wallace, L (1,3) OBP: 0.342, SLG: 0.447										3	0	0	0	1	2	3											
44 Justin Maxwell, R (1,8) OBP: 0.312, SLG: 0.464										2	0	1	1	1	0	1											
22 Carlos Corporán, S (1,2) OBP: 0.309, SLG: 0.444										4	0	0	0	0	3	7											
30 Matt Dominguez, R (1,5) OBP: 0.327, SLG: 0.553										4	0	0	0	0	1	3											
19 Brian Bogusevic, L (1,9) OBP: 0.294, SLG: 0.297										3	0	0	0	0	2	1											
53 Wesley Wright, R (7,1) OBP: 0.341, SLG: 0.395										0	0	0	0	0	0	0											
27 Jose Altuve, R (8,4) OBP: 0.341, SLG: 0.395										0	0	0	0	0	0	0											
23 Tyler Greene, R (1,6) OBP: 0.271, SLG: 0.396										3	0	0	0	0	0	0											
18 Jordan Lyles, R (1,1) OBP: 0.293, SLG: 0.401										1	0	0	0	0	1	0											
46 Scott Moore, L (5,PR) OBP: 0.203, SLG: 0.241										1	0	0	0	0	0	0											
1 Jordan Schiefer, L (5,PR) OBP: 0.203, SLG: 0.241										0	0	0	0	0	0	0											
63 Xavier Underko, L (8,1) OBP: 0.267, SLG: 0.356										0	0	0	0	0	0	0											
65 Mickey Storey, R (8,1) OBP: 0.267, SLG: 0.356										0	0	0	0	0	0	0											
2 Brandon Barnes, R (7,9) OBP: 0.213, SLG: 0.231										1	0	0	0	0	1	0											
Inning Stats	R: 0 E: 0 K: 3 S: 14	H: 1 LOB: 2 BB: 1 P: 23	R: 0 E: 0 K: 2 S: 10	H: 0 LOB: 0 BB: 0 P: 15	R: 1 E: 1 K: 2 S: 11	H: 1 LOB: 2 BB: 1 P: 18	R: 0 E: 0 K: 0 S: 7	H: 0 LOB: 0 BB: 0 P: 11	R: 0 E: 0 K: 1 S: 9	H: 1 LOB: 2 BB: 0 P: 14	R: 0 E: 0 K: 2 S: 14	H: 1 LOB: 1 BB: 0 P: 19	R: 0 E: 0 K: 2 S: 8	H: 0 LOB: 0 BB: 0 P: 9	R: 0 E: 1 K: 0 S: 8	H: 0 LOB: 2 BB: 1 P: 15	R: 0 E: 1 K: 0 S: 8	H: 0 LOB: 2 BB: 1 P: 15	1B: 3 2B: 1 3B: 0 HR: 0	SF: 1 SAC: 0 DP: 0 HBP: 0	WP: 0 PB: 0 SB: 2 CS: 0	PA: 33					
PITCHER	IP 5.0	WLS L	BF 21	H 3	R 1	ER 0	SO 8	BB 2	IBB 0	HBP 0	BLK 0	WP 0	HR 0	S 51	P 19	ERA 0.00	WHIP 1.000										
41 Justin Germano, R (1,1) ERA: 5.6	IP 5.0	WLS L	BF 21	H 3	R 1	ER 0	SO 8	BB 2	IBB 0	HBP 0	BLK 0	WP 0	HR 0	S 51	P 19	ERA 0.00	WHIP 1.000										
28 Michael Bowden, R (6,1) ERA: 4.08	IP 1.0	WLS 4	BF 1	H 0	R 0	ER 0	SO 2	BB 0	IBB 0	HBP 0	BLK 0	WP 0	HR 0	S 14	P 19	ERA 0.00	WHIP 1.000										
55 Alberto Cabrera, R (7,1) ERA: 6.75	IP 1.0	WLS 3	BF 0	H 0	R 0	ER 0	SO 2	BB 0	IBB 0	HBP 0	BLK 0	WP 0	HR 0	S 8	P 9	ERA 0.00	WHIP 0.000										
16 Jeff Beliveau, L (8,1) ERA: 4.4	IP 0.1	WLS 2	BF 0	H 0	R 0	ER 0	SO 0	BB 1	IBB 0	HBP 0	BLK 0	WP 0	HR 0	S 3	P 8	ERA 0.00	WHIP 3.000										
60 Manny Corpas, R (8,1) ERA: 4.38	IP 0.2	WLS 3	BF 0	H 0	R 0	ER 0	SO 0	BB 0	IBB 0	HBP 0	BLK 0	WP 0	HR 0	S 5	P 7	ERA 0.00	WHIP 0.000										



Batter	1	2	3	4	5	6	7	8	9	AB	R	H	RBI	BB	SO	LOB	TOP				
6 Starling Marte, R OBP: 0.288, SLG: 0.417										3	2	2	1	0	0	2	Pittsburgh Pirates @ Chicago Cubs Wrigley Field, Chicago, IL Sat Sep 15 2012, 12:09 PM - 3:32 PM CDT Att: 32,774 - Partly Cloudy - 71 F				
23 Travis Snider, L OBP: 0.331, SLG: 0.404										5	1	1	1	0	1	5					
31 Jose Tabata, R OBP: 0.312, SLG: 0.347										0	0	0	0	0	0	0					
22 Andrew McCutchen, R OBP: 0.409, SLG: 0.566										3	1	2	1	2	1	1					
46 Garrett Jones, L OBP: 0.326, SLG: 0.529										4	0	1	2	0	1	2					
52 Joel Hanrahan, R										0	0	0	0	0	0	0					
18 Neil Walker, S OBP: 0.338, SLG: 0.429										5	0	0	0	0	1	3					
24 Pedro Alvarez, L OBP: 0.258, SLG: 0.474										4	1	1	0	1	0	0					
12 Clint Barmes, R OBP: 0.258, SLG: 0.318										5	2	2	1	0	0	1					
26 Rod Barajas, R OBP: 0.270, SLG: 0.322										4	0	1	1	0	2	1					
51 Wandy Rodriguez, S OBP: 0.286, SLG: 0.326										2	0	0	0	0	0	1					
44 Tony Watson, L										0	0	0	0	0	0	0					
48 Jared Hughes, R										0	0	0	0	0	0	0					
2 Brock Holt, L										0	0	0	0	0	0	0					
39 Jason Grilli, R										0	0	0	0	0	0	0					
14 Gaby Sanchez, R OBP: 0.226, SLG: 0.321										0	0	0	0	0	0	0					
Inning Stats	R: 1 E: 1 K: 1 S: 11	H: 0 LOB: 1 BB: 1 P: 20	R: 1 E: 0 K: 0 S: 8	H: 3 LOB: 2 BB: 0 P: 15	R: 1 E: 0 K: 1 S: 10	H: 1 LOB: 0 BB: 0 P: 17	R: 3 E: 1 K: 0 S: 17	H: 4 LOB: 2 BB: 0 P: 25	R: 0 E: 0 K: 0 S: 14	H: 1 LOB: 2 BB: 1 P: 22	R: 1 E: 0 K: 1 S: 8	H: 1 LOB: 0 BB: 0 P: 13	R: 0 E: 0 K: 1 S: 6	H: 0 LOB: 1 BB: 1 P: 14	R: 0 E: 0 K: 1 S: 10	H: 0 LOB: 1 BB: 1 P: 16	1B: 5 2B: 2 3B: 1 HR: 2	SF: 1 SAC: 2 DP: 0 HBP: 1	WP: 0 PB: 0 SB: 0 CS: 0	PA: 43	
PITCHER	IP WLS BF H R ER SO	IP WLS BF H R ER SO	IP WLS BF H R ER SO	IP WLS BF H R ER SO	IP WLS BF H R ER SO	IP WLS BF H R ER SO	IP WLS BF H R ER SO	IP WLS BF H R ER SO	IP WLS BF H R ER SO	IP WLS BF H R ER SO	IP WLS BF H R ER SO	IP WLS BF H R ER SO	IP WLS BF H R ER SO	IP WLS BF H R ER SO	IP WLS BF H R ER SO	IP WLS BF H R ER SO	ERA WHIP	ERA WHIP	ERA WHIP		
57 Jason Berken, R ERA: 7.2	4.0	L	23	8	6	2	2	1	0	0	1	0	0	0	0	0	0	4.50	2.250		
48 Rafael Dolis, L ERA: 6.89	1.0		3	0	0	0	1	0	0	0	0	0	0	0	0	0	0	8	11	0.00	0.000
16 Jeff Beliveau, L ERA: 4.11	1.0		5	1	0	0	0	0	1	0	0	0	0	0	0	0	0	14	22	0.00	1.000
55 Alberto Cabrera, R ERA: 6.46	2.0		8	1	1	1	2	1	0	0	0	0	0	1	14	27	4.50	1.000			
28 Michael Bowden, R ERA: 3.94	1.0		4	0	0	0	1	1	0	0	0	0	0	0	10	16	0.00	1.000			

Batter	1	2	3	4	5	6	7	8	9	AB	R	H	RBI	BB	SO	LOB	BOTTOM					
21 Joe Mather, R OBP: 0.250, SLG: 0.310										5	2	1	1	0	1	2	Pittsburgh Pirates @ Chicago Cubs Wrigley Field, Chicago, IL Sat Sep 15 2012, 12:09 PM - 3:32 PM CDT Att: 32,774 - Partly Cloudy - 71 F					
15 Darwin Barney, R OBP: 0.306, SLG: 0.368										3	2	1	0	2	0	1						
44 Anthony Rizzo, L OBP: 0.348, SLG: 0.463										5	0	2	1	0	1	3						
12 Alfonso Soriano, R OBP: 0.318, SLG: 0.499										5	0	2	2	0	1	3						
1 Tony Campana, L OBP: 0.307, SLG: 0.298										0	0	0	0	0	0	0						
13 Starlin Castro, R OBP: 0.321, SLG: 0.431										4	1	2	0	1	0	4						
53 Wellington Castillo, R OBP: 0.343, SLG: 0.448										4	0	1	0	1	2	2						
29 Jeff Samardzija, R OBP: 0.167, SLG: 0.100										0	0	0	0	0	0	0						
5 Josh Vitters, R OBP: 0.161, SLG: 0.210										3	0	1	0	0	0	3						
24 Luis Valbuena, L OBP: 0.317, SLG: 0.358										1	0	1	2	1	0	0						
17 Dave Sappelt, R OBP: 0.429, SLG: 0.520										5	1	2	0	0	1	5						
57 Jason Berken, R ERA: 3.85	6.0	W	27	9	3	1	4	1	0	0	0	0	0	0	1	1	1.50	1.667				
44 Tony Watson, L ERA: 3.61	0.2		3	0	0	0	1	1	0	0	0	0	0	0	0	0	8	15	0.00	1.500		
48 Jared Hughes, R ERA: 2.76	0.1		1	0	0	0	1	0	0	0	0	0	0	0	0	0	3	5	0.00	0.000		
39 Jason Grilli, R ERA: 3.02	1.0		5	2	1	1	2	0	0	0	0	0	0	0	0	0	17	21	9.00	2.000		
52 Joel Hanrahan, R ERA: 2.63	1.0	S	8	2	2	2	1	3	0	0	0	0	0	0	0	0	14	33	18.00	5.000		
Inning Stats	R: 0 E: 0 K: 1 S: 10	H: 0 LOB: 0 BB: 0 P: 15	R: 0 E: 0 K: 0 S: 7	H: 1 LOB: 1 BB: 1 P: 11	R: 1 E: 0 K: 1 S: 16	H: 3 LOB: 2 BB: 0 P: 25	R: 0 E: 0 K: 1 S: 9	H: 1 LOB: 0 BB: 0 P: 11	R: 2 E: 1 K: 0 S: 14	H: 3 LOB: 2 BB: 0 P: 19	R: 0 E: 0 K: 1 S: 9	H: 1 LOB: 1 BB: 0 P: 14	R: 0 E: 0 K: 2 S: 11	H: 0 LOB: 1 BB: 1 P: 20	R: 1 E: 0 K: 2 S: 17	H: 2 LOB: 0 BB: 0 P: 21	R: 2 E: 0 K: 1 S: 14	H: 2 LOB: 3 BB: 3 P: 33	1B: 11 2B: 2 3B: 0 HR: 0	SF: 0 SAC: 0 DP: 2 HBP: 0	WP: 0 PB: 0 SB: 2 CS: 0	PA: 44
PITCHER	IP WLS BF H R ER SO	IP WLS BF H R ER SO	IP WLS BF H R ER SO	IP WLS BF H R ER SO	IP WLS BF H R ER SO	IP WLS BF H R ER SO	IP WLS BF H R ER SO	IP WLS BF H R ER SO	IP WLS BF H R ER SO	IP WLS BF H R ER SO	IP WLS BF H R ER SO	IP WLS BF H R ER SO	IP WLS BF H R ER SO	IP WLS BF H R ER SO	IP WLS BF H R ER SO	IP WLS BF H R ER SO	ERA WHIP	ERA WHIP	ERA WHIP			
51 Wandy Rodriguez, L ERA: 3.85	6.0	W	27	9	3	1	4	1	0	0	0	0	0	0	1	1	1.50	1.667				
44 Tony Watson, L ERA: 3.61	0.2		3	0	0	0	1	1	0	0	0	0	0	0	0	0	8	15	0.00	1.500		
48 Jared Hughes, R ERA: 2.76	0.1		1	0	0	0	1	0	0	0	0	0	0	0	0	0	3	5	0.00	0.000		
39 Jason Grilli, R ERA: 3.02	1.0		5	2	1	1	2	0	0	0	0	0	0	0	0	0	17	21	9.00	2.000		
52 Joel Hanrahan, R ERA: 2.63	1.0	S	8	2	2	2	1	3	0	0	0	0	0	0	0	0	14	33	18.00	5.000		



Batter	1	2	3	4	5	6	7	8	9	AB	R	H	RBI	BB	SO	LOB	TOP		
6 Starling Marte, R OBP: 0.294, SLG: 0.444	G3		31 2B		G5-3		P6		K2-3	5	1	1	2	0	1	0			
31 Jose Tabata, R OBP: 0.314, SLG: 0.352	G6-3				F9					4	0	2	1	0	0	0			
22 Andrew McCutchen, R OBP: 0.413, SLG: 0.567	K									2	0	0	0	1	2	1			
14 Gaby Sanchez, R OBP: 0.283, SLG: 0.347	F8		F3							4	0	0	0	0	0	3			
24 Pedro Alvarez, L OBP: 0.319, SLG: 0.482	K		K							4	0	0	0	0	3	3			
55 Michael McKenry, R OBP: 0.331, SLG: 0.461	G5-3									3	0	1	0	1	1	0			
12 Clint Barmes, R OBP: 0.264, SLG: 0.319										2	1	0	0	1	2	1			
2 Brock Holt, L OBP: 0.351, SLG: 0.396										4	1	1	0	0	2	3			
29 Kevin Correia, R OBP: 0.122, SLG: 0.122										3	0	0	0	0	3	2			
39 Jason Grilli, R OBP: 0.222, SLG: 0.125										0	0	0	0	0	0	0			
19 Jeff Clement, L OBP: 0.222, SLG: 0.125										1	0	0	0	0	1	0			
52 Joel Hanrahan, R OBP: 0.331, SLG: 0.461										0	0	0	0	0	0	0			
Inning Stats	R: 0 H: 0 E: 0 K: 1 S: 11	H: 0 LOB: 0 BB: 0 P: 18	R: 0 H: 0 E: 0 K: 1 S: 9	H: 0 LOB: 0 BB: 0 P: 17	R: 3 H: 3 E: 0 K: 2 S: 19	H: 3 LOB: 2 BB: 1 P: 36	R: 0 H: 0 E: 0 K: 3 S: 10	H: 0 LOB: 0 BB: 0 P: 12	R: 0 H: 0 E: 0 K: 1 S: 8	H: 1 LOB: 3 BB: 1 P: 26	R: 0 H: 1 E: 0 K: 2 S: 13	H: 1 LOB: 1 BB: 1 P: 18	R: 0 H: 0 E: 0 K: 1 S: 10	H: 0 LOB: 1 BB: 1 P: 19	R: 0 H: 0 E: 0 K: 3 S: 9	H: 0 LOB: 1 BB: 1 P: 13	1B: 3 2B: 1 3B: 1 HR: 0	SF: 0 SAC: 0 DP: 0 HBP: 2	WP: 0 PA: 37 PB: 0 SB: 0 CS: 0
PITCHER	IP WLS BF H R ER SO BB IBB HBP BLK WP HR S P ERA WHIP	IP WLS BF H R ER SO BB IBB HBP BLK WP HR S P ERA WHIP	IP WLS BF H R ER SO BB IBB HBP BLK WP HR S P ERA WHIP	IP WLS BF H R ER SO BB IBB HBP BLK WP HR S P ERA WHIP	IP WLS BF H R ER SO BB IBB HBP BLK WP HR S P ERA WHIP	IP WLS BF H R ER SO BB IBB HBP BLK WP HR S P ERA WHIP	IP WLS BF H R ER SO BB IBB HBP BLK WP HR S P ERA WHIP	IP WLS BF H R ER SO BB IBB HBP BLK WP HR S P ERA WHIP	IP WLS BF H R ER SO BB IBB HBP BLK WP HR S P ERA WHIP	IP WLS BF H R ER SO BB IBB HBP BLK WP HR S P ERA WHIP	IP WLS BF H R ER SO BB IBB HBP BLK WP HR S P ERA WHIP	IP WLS BF H R ER SO BB IBB HBP BLK WP HR S P ERA WHIP	IP WLS BF H R ER SO BB IBB HBP BLK WP HR S P ERA WHIP	IP WLS BF H R ER SO BB IBB HBP BLK WP HR S P ERA WHIP	IP WLS BF H R ER SO BB IBB HBP BLK WP HR S P ERA WHIP	IP WLS BF H R ER SO BB IBB HBP BLK WP HR S P ERA WHIP	IP WLS BF H R ER SO BB IBB HBP BLK WP HR S P ERA WHIP	IP WLS BF H R ER SO BB IBB HBP BLK WP HR S P ERA WHIP	

Pittsburgh Pirates @ Chicago Cubs
Wrigley Field, Chicago, IL
Mon Sep 17 2012, 10:42 PM - 1:28 AM CDT
Att: 33,017 - Overcast - 59 F

AB 32
R 3
H 5
RBI 3
BB 3
SO 15
LOB 13



Batter	1	2	3	4	5	6	7	8	9	AB	R	H	RBI	BB	SO	LOB	BOTTOM		
9 David DeJesus, L OBP: 0.355, SLG: 0.399	K		G3-1							3	0	0	0	1	1	2			
24 Luis Valbuena, L OBP: 0.310, SLG: 0.348	K									4	0	0	0	0	2	1			
44 Anthony Rizzo, L OBP: 0.349, SLG: 0.486	K									3	0	0	0	0	1	0			
12 Alfonso Soriano, R OBP: 0.318, SLG: 0.499										3	0	0	0	0	3	0			
13 Starlin Castro, R OBP: 0.318, SLG: 0.427										3	0	0	0	0	0	0			
53 Wellington Castillo, R OBP: 0.345, SLG: 0.435										3	0	0	0	0	0	0			
7 Brett Jackson, L OBP: 0.259, SLG: 0.380										1	0	0	0	1	0	0			
28 Michael Bowden, R OBP: 0.337, SLG: 0.447										0	0	0	0	0	0	0			
60 Manny Corpas, R OBP: 0.337, SLG: 0.447										1	0	0	0	0	1	0			
48 Rafael Dolis, R OBP: 0.333, SLG: 0.419										0	0	0	0	0	0	0			
15 Darwin Barney, R OBP: 0.313, SLG: 0.371										3	0	2	0	0	0	0			
37 Travis Wood, R OBP: 0.174, SLG: 0.304										1	0	0	0	0	0	2			
17 Dave Sappelt, R OBP: 0.353, SLG: 0.419										2	0	0	0	0	0	1			
Inning Stats	R: 0 H: 0 E: 0 K: 3 S: 11	H: 0 LOB: 0 BB: 0 P: 15	R: 0 H: 0 E: 0 K: 1 S: 5	H: 0 LOB: 0 BB: 0 P: 8	R: 0 H: 1 E: 0 K: 0 S: 8	H: 1 LOB: 1 BB: 1 P: 16	R: 0 H: 0 E: 0 K: 1 S: 9	H: 0 LOB: 0 BB: 0 P: 13	R: 0 H: 0 E: 0 K: 0 S: 6	H: 1 LOB: 0 BB: 0 P: 8	R: 0 H: 0 E: 0 K: 1 S: 10	H: 0 LOB: 0 BB: 0 P: 13	R: 0 H: 0 E: 0 K: 1 S: 7	H: 0 LOB: 0 BB: 0 P: 11	R: 0 H: 0 E: 0 K: 1 S: 11	H: 0 LOB: 1 BB: 1 P: 19	1B: 2 2B: 0 3B: 0 HR: 0	SF: 0 SAC: 0 DP: 2 HBP: 0	WP: 0 PA: 29 PB: 0 SB: 0 CS: 0
PITCHER	IP WLS BF H R ER SO BB IBB HBP BLK WP HR S P ERA WHIP	IP WLS BF H R ER SO BB IBB HBP BLK WP HR S P ERA WHIP	IP WLS BF H R ER SO BB IBB HBP BLK WP HR S P ERA WHIP	IP WLS BF H R ER SO BB IBB HBP BLK WP HR S P ERA WHIP	IP WLS BF H R ER SO BB IBB HBP BLK WP HR S P ERA WHIP	IP WLS BF H R ER SO BB IBB HBP BLK WP HR S P ERA WHIP	IP WLS BF H R ER SO BB IBB HBP BLK WP HR S P ERA WHIP	IP WLS BF H R ER SO BB IBB HBP BLK WP HR S P ERA WHIP	IP WLS BF H R ER SO BB IBB HBP BLK WP HR S P ERA WHIP	IP WLS BF H R ER SO BB IBB HBP BLK WP HR S P ERA WHIP	IP WLS BF H R ER SO BB IBB HBP BLK WP HR S P ERA WHIP	IP WLS BF H R ER SO BB IBB HBP BLK WP HR S P ERA WHIP	IP WLS BF H R ER SO BB IBB HBP BLK WP HR S P ERA WHIP	IP WLS BF H R ER SO BB IBB HBP BLK WP HR S P ERA WHIP	IP WLS BF H R ER SO BB IBB HBP BLK WP HR S P ERA WHIP	IP WLS BF H R ER SO BB IBB HBP BLK WP HR S P ERA WHIP	IP WLS BF H R ER SO BB IBB HBP BLK WP HR S P ERA WHIP	IP WLS BF H R ER SO BB IBB HBP BLK WP HR S P ERA WHIP	

Pittsburgh Pirates @ Chicago Cubs
Wrigley Field, Chicago, IL
Mon Sep 17 2012, 10:42 PM - 1:28 AM CDT
Att: 33,017 - Overcast - 59 F

AB 27
R 0
H 2
RBI 0
BB 2
SO 8
LOB 6



Batter	1	2	3	4	5	6	7	8	9	AB	R	H	RBI	BB	SO	LOB	TOP					
4 Brandon Phillips, R OBP: 0.326, SLG: 0.442										3	0	0	0	0	0	0						
6 Drew Stubbs, R OBP: 0.280, SLG: 0.344										4	0	1	0	0	1	1						
19 Joey Votto, L OBP: 0.468, SLG: 0.581										3	1	1	0	1	1	1						
48 Ryan Ludwick, R OBP: 0.346, SLG: 0.532										3	1	0	0	1	2	1						
32 Jay Bruce, L OBP: 0.333, SLG: 0.535										3	1	1	0	1	1	0						
27 Scott Rolen, R OBP: 0.317, SLG: 0.392										3	0	0	0	1	0	4						
29 Ryan Hanigan, R OBP: 0.375, SLG: 0.356										3	0	1	3	1	0	1						
15 Wilson Valdez, R OBP: 0.224, SLG: 0.216										4	0	0	0	0	0	4						
34 Homer Bailey, R OBP: 0.123, SLG: 0.125										3	0	0	0	0	1	1						
51 Sean Marshall, L OBP: 0.371, SLG: 0.444										0	0	0	0	0	0	0						
26 Xavier Paul, L OBP: 0.371, SLG: 0.444										1	0	0	0	0	1	0						
50 Jonathan Broxton, R OBP: 0.371, SLG: 0.444										0	0	0	0	0	0	0						
Inning Stats	R: 0 H: 1 E: 0 K: 2 S: 9	H: 1 LOB: 1 BB: 0 P: 16	R: 0 H: 0 E: 0 K: 0 S: 11	H: 0 LOB: 1 BB: 1 P: 19	R: 0 H: 1 E: 0 K: 1 S: 9	H: 1 LOB: 1 BB: 0 P: 12	R: 0 H: 1 E: 0 K: 0 S: 8	H: 0 LOB: 0 BB: 1 P: 14	R: 0 H: 0 E: 0 K: 0 S: 4	H: 0 LOB: 0 BB: 0 P: 5	R: 3 H: 1 E: 0 K: 0 S: 15	H: 1 LOB: 1 BB: 3 P: 28	R: 0 H: 0 E: 0 K: 1 S: 9	H: 0 LOB: 0 BB: 0 P: 13	R: 0 H: 0 E: 0 K: 2 S: 7	H: 0 LOB: 0 BB: 0 P: 12	R: 0 H: 0 E: 0 K: 1 S: 5	H: 0 LOB: 0 BB: 0 P: 6	1B: 2 2B: 2 HR: 0	SF: 0 SAC: 0 DP: 0 HBP: 1	WP: 2 PB: 0 SB: 1 CS: 1	PA: 36
PITCHER	IP	WLS	BF	H	R	ER	SO	BB	IBB	HBP	BLK	WP	HR	S	P	ERA	WHIP					
41 Justin Germano, R ERA: 5.88	5.0	L	23	3	3	3	3	5	0	1	0	2	0	50	87	5.40	1.600					
60 Manny Corpas, R ERA: 4.22	2.0		7	1	0	0	1	0	0	0	0	0	0	15	20	0.00	0.500					
55 Alberto Cabrera, R ERA: 5.94	1.0		3	0	0	0	2	0	0	0	0	0	0	7	12	0.00	0.000					
37 Jaye Chapman, R ERA: 1.42	1.0		3	0	0	0	1	0	0	0	0	0	0	5	6	0.00	0.000					

Cincinnati Reds @ Chicago Cubs
Wrigley Field, Chicago, IL
Tue Sep 18 2012, 7:07 PM - 9:57 PM CDT
Att: 32,547 - Partly Cloudy - 58 F

AB 30
R 3
H 4
RBI 3
BB 5
SO 7
LOB 13



Batter	1	2	3	4	5	6	7	8	9	AB	R	H	RBI	BB	SO	LOB	BOTTOM				
9 David DeJesus, L OBP: 0.353, SLG: 0.396										3	0	0	0	0	1	1					
17 Dave Sappelt, R OBP: 0.371, SLG: 0.419										0	0	0	0	0	0	0					
37 Jaye Chapman, R OBP: 0.371, SLG: 0.419										0	0	0	0	0	0	0					
24 Luis Valbuena, L OBP: 0.311, SLG: 0.345										2	0	0	0	1	0	0					
5 Josh Vitters, R OBP: 0.157, SLG: 0.205										1	0	0	0	0	1	2					
44 Anthony Rizzo, L OBP: 0.347, SLG: 0.481										3	0	0	0	1	0	3					
12 Alfonso Soriano, R OBP: 0.316, SLG: 0.495										4	0	0	0	0	2	1					
13 Starlin Castro, R OBP: 0.316, SLG: 0.424										4	0	0	0	0	0	1					
51 Steve Clevenger, L OBP: 0.269, SLG: 0.286										3	0	1	0	0	0	0					
53 Welington Castillo, R OBP: 0.342, SLG: 0.432										1	0	0	0	0	1	0					
7 Brett Jackson, L OBP: 0.292, SLG: 0.369										3	0	0	0	0	1	1					
15 Darwin Barney, R OBP: 0.315, SLG: 0.373										3	1	2	0	0	0	1					
41 Justin Germano, R OBP: 0.125, SLG: 0.067										1	0	0	0	0	0	1					
60 Manny Corpas, R ERA: 3.62										0	0	0	0	0	0	0					
55 Alberto Cabrera, R ERA: 5.94										0	0	0	0	0	0	0					
6 Bryan LaHair, L OBP: 0.339, SLG: 0.452										1	0	1	1	0	0	0					
Inning Stats	R: 0 H: 0 E: 0 K: 1 S: 10	H: 0 LOB: 0 BB: 1 P: 17	R: 0 H: 0 E: 0 K: 1 S: 10	H: 0 LOB: 0 BB: 0 P: 16	R: 0 H: 1 E: 0 K: 1 S: 13	H: 1 LOB: 1 BB: 0 P: 16	R: 0 H: 0 E: 0 K: 0 S: 6	H: 0 LOB: 1 BB: 1 P: 11	R: 0 H: 1 E: 0 K: 0 S: 7	H: 0 LOB: 0 BB: 0 P: 13	R: 0 H: 0 E: 0 K: 1 S: 7	H: 0 LOB: 0 BB: 0 P: 11	R: 1 H: 2 E: 0 K: 1 S: 14	H: 2 LOB: 2 BB: 0 P: 24	R: 0 H: 0 E: 0 K: 1 S: 9	H: 0 LOB: 0 BB: 0 P: 14	1B: 3 2B: 1 HR: 0	SF: 0 SAC: 1 DP: 1 HBP: 1	WP: 0 PB: 0 SB: 0 CS: 0	PA: 33	
PITCHER	IP	WLS	BF	H	R	ER	SO	BB	IBB	HBP	BLK	WP	HR	S	P	ERA	WHIP				
34 Homer Bailey, R ERA: 3.62	7.1	W	27	4	1	1	4	2	0	0	0	0	0	66	106	1.23	0.818				
51 Sean Marshall, L ERA: 2.68	0.2	H	3	0	0	0	1	0	0	0	1	0	0	8	13	0.00	0.000				
50 Jonathan Broxton, R ERA: 2.36	1.0	S	3	0	0	0	1	0	0	0	0	0	0	9	14	0.00	0.000				

Cincinnati Reds @ Chicago Cubs
Wrigley Field, Chicago, IL
Tue Sep 18 2012, 7:07 PM - 9:57 PM CDT
Att: 32,547 - Partly Cloudy - 58 F

AB 29
R 1
H 4
RBI 1
BB 2
SO 6
LOB 11



Batter	1	2	3	4	5	6	7	8	9	10	11	AB R H RBI BB SO LOB	TOP												
4 Brandon Phillips, R OBP: 0.326, SLG: 0.440	G5-3		G6-3	G6-3		HBP		F8			E9	5 2 1 0 0 0 2	Cincinnati Reds @ Chicago Cubs Wrigley Field, Chicago, IL Wed Sep 19 2012, 7:08 PM - 11:16 PM CDT Att: 31,001 - Party Cloudy - 69 F												
6 Drew Stubbs, R OBP: 0.285, SLG: 0.347	BB		1B	1B	1B						1B	5 3 3 1 1 2 1													
19 Joey Votto, L OBP: 0.471, SLG: 0.583	2B		1B								IBB	4 0 2 3 2 1 1													
48 Ryan Ludwick, R OBP: 0.349, SLG: 0.532	L7-4		1B								HBP	2 0 1 1 1 0 1													
28 Chris Haisey, R OBP: 0.319, SLG: 0.425			1B								HBP	2 0 0 0 0 0 1													
32 Jay Bruce, L OBP: 0.332, SLG: 0.531	G6-3		F8								F7	6 0 1 0 0 0 7													
27 Scott Rolen, R OBP: 0.321, SLG: 0.394	G6-3		G6-3									4 0 2 1 1 0 3													
30 Dioner Navarro, S OBP: 0.294, SLG: 0.469	G5-4-3		G6-3									5 0 0 0 0 0 4													
15 Wilson Valdez, R OBP: 0.223, SLG: 0.221			K								G4-3	5 0 1 0 0 1 0													
44 Mike Leake, R OBP: 0.200, SLG: 0.426			1B								L4	3 1 1 0 0 0 1 1													
33 Jose Arredondo, R OBP: 0.429, SLG: 0.333												0 0 0 0 0 0 0 0													
60 J.J. Hoover, R OBP: 0.225, SLG: 0.333												0 0 0 0 0 0 0 0													
63 Sam LeCure, R OBP: 0.282, SLG: 0.333												0 0 0 0 0 0 0 0													
66 Logan Ondrusek, R OBP: 0.282, SLG: 0.333												0 0 0 0 0 0 0 0													
26 Xavier Paul, L OBP: 0.282, SLG: 0.333												1 0 0 0 0 0 0 0													
50 Jonathan Broxton, R OBP: 0.282, SLG: 0.333												0 0 0 0 0 0 0 0													
Inning Stats	R: 1 E: 0 K: 0 S: 5	H: 1 LOB: 0 BB: 1 P: 10	R: 0 E: 0 K: 0 S: 8	H: 1 LOB: 0 BB: 0 P: 11	R: 3 E: 0 K: 1 S: 22	H: 5 LOB: 2 BB: 0 P: 34	R: 0 E: 0 K: 1 S: 9	H: 1 LOB: 1 BB: 0 P: 13	R: 1 E: 0 K: 0 S: 10	H: 2 LOB: 2 BB: 1 P: 19	R: 0 E: 0 K: 1 S: 7	H: 0 LOB: 1 BB: 0 P: 11	R: 0 E: 0 K: 2 S: 8	H: 0 LOB: 0 BB: 0 P: 16	R: 0 E: 0 K: 0 S: 3	H: 0 LOB: 0 BB: 1 P: 10	R: 1 E: 1 K: 0 S: 15	H: 1 LOB: 3 BB: 1 P: 28	1B: 11 2B: 4 3B: 0 HR: 0	SF: 0 SAC: 0 DP: 4 HBP: 2	WP: 0 PB: 0 SB: 1 CS: 0	PA: 50			
18 Chris Rusin, L ERA: 6.0	IP: 5.0	WLS: 2	BF: 25	H: 10	R: 5	ER: 5	SO: 2	BB: 2	IBB: 0	HBP: 0	BLK: 0	WP: 0	HR: 0	S: 54	P: 87	ERA: 9.00	WHIP: 2.400								
28 Michael Bowden, R ERA: 3.58	1.2	6	0	0	0	1	1	1	0	0	0	0	0	14	22	0.00	0.600								
40 James Russell, L ERA: 3.41	0.1	2	1	0	0	0	0	0	0	0	0	0	0	6	9	0.00	3.000								
54 Shawn Camp, R ERA: 3.45	1.0	4	1	0	0	0	0	0	0	0	0	0	0	10	17	0.00	1.000								
49 Carlos Marmol, R ERA: 3.58	1.0	3	0	0	0	2	0	0	0	0	0	0	0	8	16	0.00	0.000								


AB	43
R	6
H	13
RBI	6
BB	5
SO	5
LOB	21




Batter	1	2	3	4	5	6	7	8	9	10	11	AB R H RBI BB SO LOB	BOTTOM												
9 David DeJesus, L OBP: 0.349, SLG: 0.391	G3-1		G4-3			B1-3		L8			G6-3	6 0 0 0 0 1 1	Cincinnati Reds @ Chicago Cubs Wrigley Field, Chicago, IL Wed Sep 19 2012, 7:08 PM - 11:16 PM CDT Att: 31,001 - Party Cloudy - 69 F												
15 Darwin Barney, R OBP: 0.313, SLG: 0.369	G4-3		F7			G4-3					F9	5 1 0 0 1 1 1													
44 Anthony Rizzo, L OBP: 0.347, SLG: 0.478	G6-3		1B			1B					K	6 2 2 0 0 1 2													
12 Alfonso Soriano, R OBP: 0.317, SLG: 0.499	G6-3		BB			HR					K	4 1 1 2 1 2 1													
13 Starlin Castro, R OBP: 0.320, SLG: 0.427	G4-3		1B			1B					K	5 1 4 1 0 0 0													
24 Luis Valbuena, L OBP: 0.316, SLG: 0.352	G4-3		F9			2B					E8	4 0 2 1 1 0 2													
53 Wellington Castillo, R OBP: 0.344, SLG: 0.422	G5-3		G1-3			PO					K	3 0 0 1 2 1 2													
7 Brett Jackson, L OBP: 0.296, SLG: 0.358	F7		G4-6-3			K					BB	3 0 0 0 2 2 4													
19 Greg Ryan, L ERA: 4.73			K			F9					P4	1 0 0 0 0 0 0 0													
6 Michael Bowden, R ERA: 3.58											G3	0 0 0 0 0 0 0 0													
40 James Russell, L ERA: 3.41												0 0 0 0 0 0 0 0													
54 Shawn Camp, R ERA: 3.45												0 0 0 0 0 0 0 0													
49 Carlos Marmol, R ERA: 3.58												0 0 0 0 0 0 0 0													
12 Alfonso Soriano, R OBP: 0.317, SLG: 0.499												0 0 0 0 0 0 0 0													
13 Starlin Castro, R OBP: 0.320, SLG: 0.427												0 0 0 0 0 0 0 0													
24 Luis Valbuena, L OBP: 0.316, SLG: 0.352												0 0 0 0 0 0 0 0													
53 Wellington Castillo, R OBP: 0.344, SLG: 0.422												0 0 0 0 0 0 0 0													
7 Brett Jackson, L OBP: 0.296, SLG: 0.358												0 0 0 0 0 0 0 0													
Inning Stats	R: 0 E: 0 K: 0 S: 5	H: 0 LOB: 0 BB: 0 P: 8	R: 0 E: 0 K: 0 S: 6	H: 0 LOB: 0 BB: 0 P: 10	R: 0 E: 0 K: 1 S: 9	H: 0 LOB: 0 BB: 0 P: 13	R: 1 E: 0 K: 0 S: 11	H: 2 LOB: 2 BB: 1 P: 20	R: 0 E: 0 K: 0 S: 12	H: 0 LOB: 1 BB: 0 P: 20	R: 0 E: 0 K: 2 S: 15	H: 0 LOB: 1 BB: 0 P: 31	R: 0 E: 0 K: 2 S: 11	H: 0 LOB: 1 BB: 0 P: 13	R: 0 E: 1 K: 2 S: 15	H: 2 LOB: 3 BB: 1 P: 27	R: 0 E: 0 K: 1 S: 11	H: 0 LOB: 0 BB: 0 P: 16	1B: 7 2B: 1 3B: 0 HR: 1	SF: 0 SAC: 0 DP: 1 HBP: 0	WP: 1 PB: 0 SB: 0 CS: 0	PA: 49			
44 Mike Leake, R ERA: 6.0	IP: 6.0	WLS: 1	BF: 24	H: 6	R: 4	ER: 4	SO: 1	BB: 2	IBB: 0	HBP: 0	BLK: 0	WP: 0	HR: 1	S: 52	P: 86	ERA: 6.00	WHIP: 1.333								
33 Jose Arredondo, R ERA: 2.83	1.0	H: 4	4	0	0	0	1	1	0	0	0	0	0	11	18	0.00	1.000								
60 J.J. Hoover, R ERA: 2.25	0.2	B: 6	6	1	1	1	1	3	0	0	0	0	0	12	26	13.50	6.000								
63 Sam LeCure, R ERA: 2.82	1.1	5	0	0	0	3	0	0	0	0	0	1	0	14	18	0.00	0.000								
66 Logan Ondrusek, R ERA: 3.18	1.0	W: 6	2	0	0	2	1	0	0	0	0	0	0	15	27	0.00	3.000								

AB	41
R	5
H	9
RBI	5
BB	7
SO	9
LOB	18



Batter	1	2	3	4	5	6	7	8	9	AB	R	H	RBI	BB	SO	LOB	TOP																
26 Xavier Paul, L (1,7) OBP: 0.387, SLG: 0.456	G1-3		F9-5 2B			BB	F7			4	1	2	1	1	0	3	<p>Cincinnati Reds @ Chicago Cubs Wrigley Field, Chicago, IL Thu Sep 20 2012, 1:24 PM - 4:30 PM CDT Att: 25,891 - Partly Cloudy - 68 F</p> <p>livebaseballscorecards.com</p> <p>AB 36 R 5 H 9 RBI 5 BB 4 SO 7 LOB 21</p> 																
43 Miguel Cairo, R (1,3) OBP: 0.204, SLG: 0.270	1B		F9-5			K	G5-3		K	5	0	1	0	0	2	4																	
36 Henry Alejandro Rodriguez (1,5) OBP: 0.417, SLG: 0.490	BB		F8			F8	2B		G4-3	4	0	1	2	1	0	1																	
21 Todd Frazier, R (1,5) OBP: 0.341, SLG: 0.510	F8				G6-3	G5-3	G6-3		F9	5	0	0	0	0	0	5																	
28 Chris Heisey, R (1,9) OBP: 0.317, SLG: 0.422	F9				G1-3		G5-3		2B	3	0	0	0	1	0	2																	
23 Denis Phipps, R (1,8) OBP: 0.429, SLG: 0.500		K			P2		2B		2B	4	1	2	0	0	1	0																	
29 Ryan Hanigan, R (1,2) OBP: 0.373, SLG: 0.355		K			L4		1B		G1-3	4	1	1	0	0	1	2																	
25 Didi Gregorius, L (1,6) OBP: 0.316, SLG: 0.316		K			F7		1B		K	4	1	1	1	0	2	3																	
47 Johnny Cueto, R (7,PH) OBP: 0.472, SLG: 0.584		K			G4-3		1B			2	0	0	0	0	0	1																	
19 Jody Votto, L (7,PH) OBP: 0.420, SLG: 0.540							1B			1	0	1	1	0	0	0																	
44 Miguel Montero, R (7,PH) OBP: 0.300, SLG: 0.340							1B			0	0	1	0	0	0	0																	
33 Jose Antonio Reyes, R (7,1) OBP: 0.300, SLG: 0.340							1B			0	0	0	0	0	0	0																	
51 Sean Marshall, L (7,1) OBP: 0.300, SLG: 0.340							1B			0	0	0	0	0	0	0																	
32 Jay Bruce, L (8,PH) OBP: 0.300, SLG: 0.340							1B			0	0	0	0	0	0	0																	
66 Logan Ondrusek, R (8,1) OBP: 0.300, SLG: 0.340							1B			0	0	0	0	0	0	0																	
31 Alfredo Simon, R (8,1) OBP: 0.300, SLG: 0.340							1B			0	0	0	0	0	0	0																	
Inning Stats	R: 0 E: 0 K: 0 S: 12	H: 1 LOB: 2 BB: 1 P: 19	R: 0 E: 0 K: 4 S: 17	H: 0 LOB: 1 BB: 0 P: 20	R: 0 E: 0 K: 0 S: 7	H: 1 LOB: 0 BB: 0 P: 12	R: 0 E: 0 K: 0 S: 6	H: 0 LOB: 0 BB: 0 P: 12	R: 0 E: 0 K: 1 S: 6	H: 0 LOB: 1 BB: 1 P: 14	R: 5 E: 0 K: 0 S: 14	H: 6 LOB: 2 BB: 0 P: 15	R: 0 E: 0 K: 1 S: 13	H: 1 LOB: 3 BB: 2 P: 23	R: 0 E: 0 K: 1 S: 9	H: 0 LOB: 0 BB: 0 P: 16	1B: 6 2B: 4 3B: 0 HR: 0	SF: 0 SAC: 0 DP: 1 HBP: 0	WP: 1 PB: 0 SB: 0 CS: 0	PA: 40													
PITCHER	IP WLS BF H R ER SO BB IBB HBP BLK WP HR S P ERA WHIP																																
57 Jason Berken, R (1,1) ERA: 3.27	6.0		2	0	0	5	2	0	0	0	0	1	0	54	86	0.00	0.667																
60 Manny Corpas, R (7,1) ERA: 5.15	1.0	L	9	6	5	5	0	0	0	0	0	0	0	14	15	45.00	6.000																
48 Rafael Dolis, R (8,1) ERA: 6.48	1.0		6	1	0	0	1	1	0	0	0	0	0	13	23	0.00	2.000																
37 Jaye Chapman, R (9,1) ERA: 1.08	1.0		3	0	0	0	1	0	0	0	0	0	0	9	16	0.00	0.000																

Batter	1	2	3	4	5	6	7	8	9	AB	R	H	RBI	BB	SO	LOB	BOTTOM															
9 David DeJesus, L (1,8) OBP: 0.351, SLG: 0.392	F8		L8			1B			1B	4	2	2	0	1	0	0	<p>Cincinnati Reds @ Chicago Cubs Wrigley Field, Chicago, IL Thu Sep 20 2012, 1:24 PM - 4:30 PM CDT Att: 25,891 - Partly Cloudy - 68 F</p> <p>livebaseballscorecards.com</p> <p>AB 35 R 3 H 11 RBI 3 BB 6 SO 4 LOB 19</p> 															
15 Darwin Barney, R (1,4) OBP: 0.314, SLG: 0.370	G6-3		G1-3			G5-3			1B	5	0	2	0	0	0	1																
44 Anthony Rizzo, L (1,3) OBP: 0.348, SLG: 0.480	F7		2B			G3			FC4-6	5	0	2	2	0	0	2																
6 Bryan LaHair, L (1,7) OBP: 0.335, SLG: 0.446		K				P6			K	3	0	0	0	0	2	2																
12 Alfonso Soriano, R (7,PH) OBP: 0.316, SLG: 0.497		K							K	2	0	0	0	0	1	3																
13 Starlin Castro, R (1,6) OBP: 0.322, SLG: 0.431		1B				L4			F8	4	0	2	0	1	0	1																
24 Luis Valbuena, L (1,5) OBP: 0.315, SLG: 0.347		BB				G4-3			G6-4-3	3	0	0	0	1	0	2																
53 Welington Castillo, R (1,2) OBP: 0.355, SLG: 0.449		1B				F7			HR	3	1	2	1	1	0	1																
17 Dave Sappelt, R (1,9) OBP: 0.400, SLG: 0.412		BB				P4			1B	2	0	1	0	2	0	1																
57 Jason Berken, R (1,1) ERA: 2.84		FC5-4				G6-3				2	0	0	0	0	0	5																
60 Manny Corpas, R (7,1) ERA: 2.97										0	0	0	0	0	0	0																
45 Adrian Cardenas, L (7,PH) OBP: 0.300, SLG: 0.340										1	0	0	0	0	0	0																
48 Rafael Dolis, R (8,1) OBP: 0.300, SLG: 0.340										0	0	0	0	0	0	0																
7 Brett Jackson, L (8,PH) OBP: 0.300, SLG: 0.340										1	0	0	0	0	0	1																
37 Jaye Chapman, R (9,1) ERA: 2.48										0	0	0	0	0	0	0																
Inning Stats	R: 0 E: 0 K: 0 S: 8	H: 2 LOB: 3 BB: 2 P: 15	R: 0 E: 0 K: 1 S: 8	H: 1 LOB: 0 BB: 0 P: 13	R: 0 E: 0 K: 0 S: 8	H: 1 LOB: 2 BB: 1 P: 13	R: 0 E: 0 K: 0 S: 5	H: 0 LOB: 1 BB: 1 P: 12	R: 1 E: 0 K: 0 S: 11	H: 2 LOB: 1 BB: 1 P: 17	R: 1 E: 0 K: 1 S: 11	H: 2 LOB: 1 BB: 1 P: 22	R: 1 E: 0 K: 1 S: 15	H: 2 LOB: 1 BB: 0 P: 21	1B: 8 2B: 1 3B: 1 HR: 1	SF: 0 SAC: 0 DP: 2 HBP: 0	WP: 0 PB: 0 SB: 0 CS: 0	PA: 41														
PITCHER	IP WLS BF H R ER SO BB IBB HBP BLK WP HR S P ERA WHIP																															
47 Johnny Cueto, R (1,1) ERA: 2.84	6.0		3	1	1	1	0	1	0	0	0	6	11	27.00	6.000																	
33 Jose Arredondo, R (7,1) ERA: 2.97	0.1		3	1	1	1	0	0	0	0	0	6	11	27.00	6.000																	
51 Sean Marshall, L (7,1) ERA: 2.65	0.2		2	1	0	0	0	0	0	0	0	5	6	0.00	1.500																	
66 Logan Ondrusek, R (8,1) ERA: 3.31	0.2		4	2	1	1	0	1	0	0	0	1	8	17	13.50	4.500																
31 Alfredo Simon, R (8,1) ERA: 2.48	1.1	S	6	2	1	1	2	0	0	0	0	0	18	26	6.75	1.500																

Batter	1	2	3	4	5	6	7	8	9	10	11	AB	R	H	RBI	BB	SO	LOB	TOP					
19 Jon Jay, L OBP: 0.381, SLG: 0.401	SH1-3 2B		FC4-6 1B	L7		K		FC6-4			P6	6	1	2	0	0	1	2						
3 Carlos Beltrán, S OBP: 0.341, SLG: 0.490	SH1-3		FC4-6 2B		L8		P6	K			K	5	1	0	0	0	2	3						
7 Matt Holliday, R OBP: 0.378, SLG: 0.511	4B HBP		21 SF8 2B		13 BB 21 BB					G6-3	K	3	0	1	0	2	1	0						
21 Allen Craig, R OBP: 0.357, SLG: 0.540	P6		SF8		13 BB 1B		F7			F9		4	0	1	1	0	0	3						
4 Yadier Molina, R OBP: 0.379, SLG: 0.506					F8		L7			G6-3		4	0	1	1	1	0	3						
13 Matt Carpenter, L OBP: 0.353, SLG: 0.479	L7		F8							G4-3		4	1	1	0	1	0	4						
38 Pete Kozma, R OBP: 0.310, SLG: 0.462		P2			FC5-4			K			BB	4	1	1	0	1	1	4						
33 Daniel Descalso, L OBP: 0.298, SLG: 0.313		G6-3		G4-3		K				F8		5	0	1	1	0	1	1						
29 Chris Carpenter, R ERA: 6.22	F8			G5-3		F7				K		2	0	0	0	0	0	0						
47 Miguel Socolovich, R ERA: 4.46												1	0	0	0	0	0	0						
28 Michael Bowden, R ERA: 3.48												0	0	0	0	0	0	0						
40 James Russell, L ERA: 3.5												0	0	0	0	0	0	0						
54 Shawn Camp, R ERA: 3.41												0	0	0	0	0	0	0						
Inning Stats	R: 1 E: 0 K: 0 S: 25	H: 2 LOB: 2 BB: 0 P: 37	R: 0 E: 0 K: 0 S: 7	H: 0 LOB: 0 BB: 0 P: 11	R: 1 E: 0 K: 0 S: 15	H: 2 LOB: 2 BB: 1 P: 26	R: 1 E: 0 K: 0 S: 12	H: 1 LOB: 0 BB: 0 P: 18	R: 0 E: 0 K: 2 S: 9	H: 0 LOB: 0 BB: 0 P: 14	R: 0 E: 0 K: 0 S: 10	H: 0 LOB: 1 BB: 1 P: 14	R: 1 E: 0 K: 2 S: 16	H: 2 LOB: 2 BB: 1 P: 26	R: 0 E: 0 K: 0 S: 8	H: 0 LOB: 0 BB: 0 P: 9	R: 0 E: 0 K: 1 S: 8	H: 0 LOB: 1 BB: 1 P: 16	R: 0 E: 0 K: 2 S: 9	H: 0 LOB: 0 BB: 0 P: 14	1B: 4 2B: 3 3B: 1 HR: 0	SF: 1 SAC: 1 DP: 0 HBP: 1	WP: 0 PB: 0 SB: 1 CS: 0	PA: 48
PITCHER	IP: 5.0 WLS: 2 BF: 25 H: 6 R: 3 ER: 3 SO: 3 BB: 0 IBB: 0 HBP: 0 BLK: 0 WP: 0 HR: 0 S: 11 P: 16 ERA: 6.22 WHIP: 1.800	IP: 1.0 WLS: 0 BF: 4 H: 0 R: 0 ER: 0 SO: 1 BB: 0 IBB: 0 HBP: 0 BLK: 0 WP: 0 HR: 0 S: 14 P: 14 ERA: 0.00 WHIP: 0.000	IP: 1.0 WLS: 0 BF: 3 H: 0 R: 0 ER: 0 SO: 0 BB: 0 IBB: 0 HBP: 0 BLK: 0 WP: 0 HR: 0 S: 10 P: 14 ERA: 3.51 WHIP: 0.000	IP: 1.0 WLS: 3 BF: 0 H: 0 R: 0 ER: 0 SO: 2 BB: 0 IBB: 0 HBP: 0 BLK: 0 WP: 0 HR: 0 S: 9 P: 14 ERA: 5.3 WHIP: 0.000																				

St. Louis Cardinals @ Chicago Cubs
Wrigley Field, Chicago, IL
Fri Sep 21 2012, 1:25 PM - 5:22 PM CDT
Att: 29,100 - Drizzle - 59 F

AB	39
R	4
H	8
RBI	3
BB	6
SO	7
LOB	21



Batter	1	2	3	4	5	6	7	8	9	10	11	AB	R	H	RBI	BB	SO	LOB	BOTTOM					
9 David DeJesus, L OBP: 0.355, SLG: 0.400	P5		15 1B 3B		G4-3							6	2	4	1	0	0	0						
15 Darwin Barney, R OBP: 0.314, SLG: 0.376	G4-3		12 2B 1B		L9		L9					5	2	2	3	0	0	1						
44 Anthony Rizzo, L OBP: 0.349, SLG: 0.477			L8				P5			G1-3		4	0	1	0	1	0	2						
12 Alfonso Soriano, R OBP: 0.315, SLG: 0.496	G5-3						L7					5	0	1	1	0	1	3						
13 Starlin Castro, R OBP: 0.321, SLG: 0.429		G1-3		F9		G1-3						5	0	1	0	0	1	1						
24 Luis Valbuena, L OBP: 0.317, SLG: 0.349												5	0	2	0	0	1	2						
53 Wellington Castillo, R OBP: 0.363, SLG: 0.451												4	0	2	0	0	1	0						
7 Brett Jackson, L OBP: 0.294, SLG: 0.355												0	1	0	0	0	0	0						
17 Dave Sappelt, R OBP: 0.364, SLG: 0.368												4	0	0	0	0	1	4						
39 Chris Carpenter, R ERA: 3.6												2	0	0	0	0	0	2						
40 Shelby Miller, R ERA: 2.7												0	0	0	0	0	0	0						
61 Sam Freeman, L ERA: 5.71												0	0	0	0	0	0	0						
64 Trevor Rosenthal, R ERA: 3.57												1	0	0	0	0	0	0						
44 Edward Mujica, R ERA: 3.19												1	0	0	0	0	0	2						
Inning Stats	R: 0 E: 0 K: 0 S: 9	H: 0 LOB: 1 BB: 1 P: 18	R: 0 E: 0 K: 0 S: 12	H: 1 LOB: 2 BB: 0 P: 20	R: 2 E: 0 K: 0 S: 7	H: 3 LOB: 0 BB: 0 P: 10	R: 0 E: 0 K: 1 S: 7	H: 0 LOB: 0 BB: 0 P: 12	R: 0 E: 0 K: 1 S: 12	H: 2 LOB: 2 BB: 0 P: 17	R: 0 E: 0 K: 1 S: 10	H: 1 LOB: 1 BB: 1 P: 22	R: 0 E: 0 K: 1 S: 10	H: 0 LOB: 0 BB: 0 P: 16	R: 2 E: 0 K: 1 S: 11	H: 2 LOB: 2 BB: 0 P: 14	R: 0 E: 0 K: 2 S: 11	H: 0 LOB: 0 BB: 0 P: 15	R: 1 E: 0 K: 0 S: 9	H: 2 LOB: 1 BB: 0 P: 10	1B: 10 2B: 2 3B: 1 HR: 1	SF: 0 SAC: 1 DP: 1 HBP: 1	WP: 0 PB: 0 SB: 0 CS: 0	PA: 46
PITCHER	IP: 5.0 WLS: 2 BF: 22 H: 5 R: 2 ER: 2 SO: 2 BB: 1 IBB: 0 HBP: 0 BLK: 0 WP: 0 HR: 0 S: 11 P: 17 ERA: 3.60 WHIP: 1.200	IP: 1.0 WLS: 0 BF: 5 H: 2 R: 2 ER: 2 SO: 1 BB: 0 IBB: 0 HBP: 0 BLK: 0 WP: 0 HR: 0 S: 14 P: 14 ERA: 18.00 WHIP: 2.000	IP: 1.2 WLS: 0 BF: 7 H: 2 R: 1 ER: 1 SO: 2 BB: 0 IBB: 0 HBP: 0 BLK: 0 WP: 0 HR: 0 S: 10 P: 17 ERA: 3.62 WHIP: 0.000																					

St. Louis Cardinals @ Chicago Cubs
Wrigley Field, Chicago, IL
Fri Sep 21 2012, 1:25 PM - 5:22 PM CDT
Att: 29,100 - Drizzle - 59 F

AB	43
R	5
H	13
RBI	5
BB	1
SO	7
LOB	19



Batter	1	2	3	4	5	6	7	8	9	10	AB	R	H	RBI	BB	SO	LOB	TOP					
19 Jon Jay, L OBP: 0.378, SLG: 0.400											6	0	1	1	0	2	5						
3 Carlos Beltrán, S OBP: 0.343, SLG: 0.495											5	2	2	1	1	2	0						
7 Matt Holliday, R OBP: 0.378, SLG: 0.511											4	1	1	1	1	1	0						
56 Adron Chambers, L (9, PR) OBP: 0.314, SLG: 0.326											1	0	0	0	0	0	3						
21 Allen Craig, R OBP: 0.357, SLG: 0.538											5	1	2	0	0	0	2						
4 Yadier Molina, R OBP: 0.370, SLG: 0.471											3	0	0	1	0	1	2						
48 Tony Cruz, R OBP: 0.256, SLG: 0.359											1	0	0	0	0	0	2						
23 David Freese, R OBP: 0.370, SLG: 0.471											3	0	1	0	2	1	0						
33 Daniel Descalso, L OBP: 0.302, SLG: 0.315											4	0	2	0	1	2	1						
38 Pete Kozma, R OBP: 0.311, SLG: 0.439											2	0	0	1	1	0	2						
13 Matt Carpenter, L OBP: 0.367, SLG: 0.481											1	1	1	0	1	0	0						
8 Ryan Jackson, R OBP: 0.231, SLG: 0.167											0	0	0	0	0	0	0						
50 Adam Wainwright, R OBP: 0.187, SLG: 0.296											3	0	0	0	0	0	2						
55 Shane Bieber, L OBP: 0.344, SLG: 0.377											1	0	0	0	0	0	0						
43 Shane Bieber, R OBP: 0.344, SLG: 0.377											0	0	0	0	0	0	0						
61 Sam Freeman, R OBP: 0.231, SLG: 0.167											0	0	0	0	0	0	0						
64 Trevor Rosenthal, R OBP: 0.311, SLG: 0.439											0	0	0	0	0	0	0						
41 Mitchell Boggs, R OBP: 0.333, SLG: 0.375											0	0	0	0	0	0	0						
30 Jason Motte, R ERA: 2.3											0	0	0	0	0	0	0						
Inning Stats	R: 0 E: 0 K: 2 S: 11	H: 0 LOB: 0 BB: 0 P: 17	R: 1 E: 0 K: 2 S: 21	H: 2 LOB: 3 BB: 2 P: 38	R: 2 E: 0 K: 1 S: 12	H: 3 LOB: 1 BB: 0 P: 18	R: 0 E: 0 K: 1 S: 10	H: 0 LOB: 0 BB: 0 P: 14	R: 0 E: 0 K: 1 S: 9	H: 1 LOB: 1 BB: 0 P: 12	R: 0 E: 0 K: 1 S: 10	H: 1 LOB: 2 BB: 1 P: 17	R: 0 E: 0 K: 1 S: 10	H: 0 LOB: 0 BB: 0 P: 15	R: 0 E: 0 K: 1 S: 16	H: 1 LOB: 2 BB: 1 P: 28	R: 1 E: 0 K: 1 S: 12	H: 1 LOB: 3 BB: 3 P: 32	1B: 7 2B: 2 3B: 0 HR: 1	SF: 1 SAC: 0 DP: 0 HBP: 0	WP: 0 PB: 0 SB: 1 CS: 0	PA: 48	
PITCHER	IP WLS BF H R ER SO BB IBB HBP BLK WP HR S P ERA WHIP	5.0 1.0 5 1 0 0 0 2 0 0 0 0 0 63 99 3.60 1.600	1.0 0 5 1 0 0 0 1 0 0 0 0 0 10 17 0.00 2.000	1.0 0 4 0 0 0 0 0 0 0 0 0 0 10 15 0.00 0.000	0.2 H 3 1 0 0 0 1 0 0 0 0 0 12 21 0.00 3.000	0.1 H 1 0 0 0 0 1 0 0 0 0 0 4 7 0.00 0.000	1.0 L 7 1 1 1 1 2 1 0 0 0 0 15 32 9.00 3.000	1.0 L 7 1 1 1 1 2 1 0 0 0 0 0 0 15 32 9.00 3.000															

St. Louis Cardinals @ Chicago Cubs
Wrigley Field, Chicago, IL
Sat Sep 22 2012, 12:08 PM - 3:48 PM CDT
Att: 40,298 - Overcast - 50 F

livebaseballscores.com

AB 39
R 5
H 10
RBI 5
BB 8
SO 12
LOB 24

Cardinals

Batter	1	2	3	4	5	6	7	8	9	10	AB	R	H	RBI	BB	SO	LOB	BOTTOM						
9 David DeJesus, L OBP: 0.353, SLG: 0.404											5	1	1	1	0	1	3							
15 Darwin Barney, R OBP: 0.312, SLG: 0.372											5	0	0	0	0	1	1							
44 Anthony Rizzo, L OBP: 0.347, SLG: 0.472											5	1	1	0	0	2	0							
12 Alfonso Soriano, R OBP: 0.314, SLG: 0.406											4	1	1	0	0	0	0							
1 Tony Campana, L OBP: 0.306, SLG: 0.296											0	0	0	0	0	0	0							
6 Bryan LaHair, L OBP: 0.334, SLG: 0.445											1	0	0	0	0	1	0							
13 Starlin Castro, R OBP: 0.323, SLG: 0.430											3	0	1	0	1	0	0							
53 Wellington Castillo, R OBP: 0.254, SLG: 0.441											3	0	0	1	0	2	1							
17 Dave Sappelt, R OBP: 0.375, SLG: 0.366											3	0	1	1	1	1	0							
5 Josh Vitters, R OBP: 0.160, SLG: 0.205											4	0	1	0	0	1	4							
37 Travis Wood, R ERA: 4.23											2	1	1	0	0	0	0							
60 Manny Corpas, R ERA: 5.04											0	0	0	0	0	0	0							
28 Michael Bowden, R ERA: 3.38											0	0	0	0	0	0	0							
54 Shawn Camp, R ERA: 3.38											0	0	0	0	0	0	0							
40 James Russell, L ERA: 3.48											0	0	0	0	0	0	0							
Inning Stats	R: 0 E: 0 K: 0 S: 11	H: 0 LOB: 0 BB: 0 P: 13	R: 0 E: 0 K: 0 S: 7	H: 1 LOB: 2 BB: 1 P: 16	R: 1 E: 0 K: 1 S: 9	H: 1 LOB: 0 BB: 0 P: 15	R: 0 E: 0 K: 1 S: 7	H: 0 LOB: 0 BB: 0 P: 9	R: 0 E: 0 K: 2 S: 9	H: 0 LOB: 0 BB: 0 P: 14	R: 3 E: 0 K: 0 S: 16	H: 4 LOB: 2 BB: 1 P: 25	R: 0 E: 0 K: 1 S: 7	H: 0 LOB: 0 BB: 0 P: 11	R: 0 E: 0 K: 0 S: 8	H: 0 LOB: 0 BB: 0 P: 10	R: 0 E: 0 K: 1 S: 16	H: 2 LOB: 2 BB: 0 P: 23	R: 0 E: 0 K: 3 S: 13	H: 0 LOB: 0 BB: 0 P: 19	1B: 5 2B: 2 3B: 0 HR: 1	SF: 1 SAC: 0 DP: 0 HBP: 0	WP: 1 PB: 0 SB: 0 CS: 0	PA: 40
PITCHER	IP WLS BF H R ER SO BB IBB HBP BLK WP HR S P ERA WHIP	7.0 1.0 29 6 4 4 5 1 1 0 0 1 1 66 103 5.14 1.000	0.1 0 1 0 0 0 0 0 0 0 0 0 0 3 3 0.00 0.000	1.1 0 6 2 0 0 0 0 0 0 0 0 0 17 24 0.00 1.500	0.1 W 1 0 0 0 0 0 0 0 0 0 0 4 6 0.00 0.000	1.0 S 3 0 0 0 3 0 0 0 0 0 13 19 0.00 0.000	1.0 L 7 1 1 1 1 2 1 0 0 0 0 15 32 9.00 3.000	1.0 L 7 1 1 1 1 2 1 0 0 0 0 0 0 15 32 9.00 3.000																

St. Louis Cardinals @ Chicago Cubs
Wrigley Field, Chicago, IL
Sat Sep 22 2012, 12:08 PM - 3:48 PM CDT
Att: 40,298 - Overcast - 50 F

livebaseballscores.com

AB 37
R 4
H 8
RBI 3
BB 2
SO 9
LOB 9

Cubs

Batter	1	2	3	4	5	6	7	8	9	AB	R	H	RBI	BB	SO	LOB	TOP
17 Dave Sappelt, R OBP: 0.397, SLG: 0.429										4	1	2	1	0	0	2	Chicago Cubs @ Colorado Rockies Coors Field, Denver, CO Tue Sep 25 2012, 6:44 PM - 9:27 PM MDT Att: 26,660 - Drizzlie - 54 F
15 Darwin Barney, R OBP: 0.309, SLG: 0.368										4	0	1	1	0	1	1	
44 Anthony Rizzo, L OBP: 0.338, SLG: 0.460										4	0	0	0	0	1		
12 Alfonso Soriano, R OBP: 0.319, SLG: 0.502										2	1	0	0	2	0		
13 Starlin Castro, R OBP: 0.322, SLG: 0.433										3	2	1	1	0	1		
53 Wellington Castillo, R OBP: 0.363, SLG: 0.461										3	0	2	1	0	1		
5 Josh Vitters, R OBP: 0.165, SLG: 0.200										2	0	0	0	0	1	2	
21 Joe Mather, R OBP: 0.254, SLG: 0.323										3	1	1	0	0	1		
18 Chris Rusin, L OBP: 0.200, SLG: 0.400										2	0	0	0	0	2	1	
48 Rafael Dolis, R OBP: 0.303, SLG: 0.442										0	0	0	0	0	0	0	
6 Bryan LaHair, L OBP: 0.332, SLG: 0.442										1	0	0	0	0	1	1	
60 Manny Corpas, R OBP: 0.307, SLG: 0.389										0	0	0	0	0	0	0	
Inning Stats	R: 3 E: 1 K: 1 S: 20	H: 2 LOB: 1 BB: 1 P: 31	R: 0 E: 0 K: 1 S: 10	H: 1 LOB: 1 BB: 0 P: 14	R: 1 E: 0 K: 0 S: 15	H: 2 LOB: 1 BB: 0 P: 22	R: 1 E: 0 K: 1 S: 16	H: 2 LOB: 1 BB: 0 P: 23	R: 0 E: 0 K: 1 S: 6	H: 0 LOB: 0 BB: 1 P: 11	R: 0 E: 0 K: 1 S: 12	H: 0 LOB: 0 BB: 0 P: 19	R: 0 E: 0 K: 1 S: 10	H: 0 LOB: 0 BB: 0 P: 13			
PITCHER	IP WLS BF H R ER SO BB IBB HBP BLK WP HR S P ERA WHIP																
29 Jorge De La Rosa, L ERA: 9.45	(1, 1) 3.0 16 5 4 2 2 1 0 0 0 0 1 2 45 67 6.00 2.000																
59 Carlos Torres, R ERA: 5.47	(4, 1) 2.0 W 8 2 1 1 2 1 0 0 0 0 0 0 22 34 4.50 1.500																
61 Edgmer Escalona, R ERA: 7.36	(6, 1) 2.0 7 0 0 0 2 0 0 0 1 0 0 0 22 32 0.00 0.000																

AB	28
R	5
H	7
RBI	4
BB	2
SO	6
LOB	11



WP	1	PA	31
PB	0		
SB	0		
CS	0		

Batter	1	2	3	4	5	6	7	8	9	AB	R	H	RBI	BB	SO	LOB	BOTTOM
14 Josh Rutledge, R OBP: 0.329, SLG: 0.513										3	1	1	2	1	1	0	Chicago Cubs @ Colorado Rockies Coors Field, Denver, CO Tue Sep 25 2012, 6:44 PM - 9:27 PM MDT Att: 26,660 - Drizzlie - 54 F
21 Tyler Colvin, L OBP: 0.326, SLG: 0.534										4	1	2	2	0	1		
22 Jordan Pacheco, R OBP: 0.340, SLG: 0.411										4	0	1	0	0	1		
20 Wilin Rosario, R OBP: 0.316, SLG: 0.545										4	2	2	1	0	3		
10 Chris Nelson, R OBP: 0.350, SLG: 0.463										4	2	3	1	0	0		
12 Andrew Brown, R OBP: 0.303, SLG: 0.461										4	1	2	0	0	1	4	
7 Matt McBride, R OBP: 0.246, SLG: 0.350										3	1	1	3	0	3		
61 Edgmer Escalona, R OBP: 0.307, SLG: 0.389										0	0	0	0	0	0	0	
9 DJ LeMahieu, R OBP: 0.318, SLG: 0.390										3	2	3	1	0	0		
29 Jorge De La Rosa, L OBP: 0.333, SLG: 0.333	(1, 1) 3.2 L 18 7 6 6 0 1 0 0 0 0 0 1 42 72 14.73 2.182																
59 Carlos Torres, R ERA: 7.01	(4, 1) 1.1 9 5 3 3 2 0 0 0 0 0 0 1 26 38 20.25 3.750																
8 Charlie Blackmon, L OBP: 0.307, SLG: 0.389	(6, 1) 1.0 6 3 1 1 1 0 0 0 0 0 0 0 15 23 9.00 3.000																
Inning Stats	R: 0 E: 0 K: 0 S: 9	H: 0 LOB: 0 BB: 0 P: 12	R: 1 E: 0 K: 0 S: 9	H: 2 LOB: 0 BB: 0 P: 17	R: 2 E: 0 K: 0 S: 13	H: 2 LOB: 1 BB: 1 P: 25	R: 3 E: 0 K: 0 S: 15	H: 4 LOB: 1 BB: 0 P: 24	R: 3 E: 0 K: 2 S: 22	H: 4 LOB: 1 BB: 0 P: 32	R: 1 E: 0 K: 1 S: 15	H: 3 LOB: 2 BB: 0 P: 23	R: 0 E: 0 K: 1 S: 10	H: 0 LOB: 0 BB: 0 P: 13			
PITCHER	IP WLS BF H R ER SO BB IBB HBP BLK WP HR S P ERA WHIP																
18 Chris Rusin, L ERA: 7.3	(1, 1) 3.2 L 18 7 6 6 0 1 0 0 0 0 0 1 42 72 14.73 2.182																
48 Rafael Dolis, R ERA: 7.01	(4, 1) 1.1 9 5 3 3 2 0 0 0 0 0 0 1 26 38 20.25 3.750																
60 Manny Corpas, R ERA: 5.12	(6, 1) 1.0 6 3 1 1 1 0 0 0 0 0 0 0 15 23 9.00 3.000																

AB	32
R	10
H	15
RBI	10
BB	1
SO	3
LOB	16



WP	0	PA	33
PB	1		
SB	0		
CS	0		

Batter	1	2	3	4	5	6	7	8	9	AB	R	H	RBI	BB	SO	LOB	TOP					
17 Dave Sappelt, R OBP: 0.367, SLG: 0.453	G4-3		G3		G4-3		F7-5			4	0	2	0	0	0	2						
15 Darwin Barney, R OBP: 0.337, SLG: 0.366	L8		K		G4-3			K		4	0	0	0	0	2	2						
44 Anthony Rizzo, L OBP: 0.337, SLG: 0.455	K		G3		G4-3			BB		3	0	0	0	1	1	2						
12 Alfonso Soriano, R OBP: 0.318, SLG: 0.499		F9			BB		G6-3		E9	3	0	0	0	1	0	1						
13 Starlin Castro, R OBP: 0.322, SLG: 0.431		G4-3		G1-3			K2-3		G5-4-3	3	0	0	0	1	1	4						
53 Wellington Castillo, R OBP: 0.366, SLG: 0.458		G4-3					F8		BB	3	0	1	0	1	1	0						
5 Josh Vitters, R OBP: 0.168, SLG: 0.202	G4-3		G2-3				BB		G6-4-3	4	0	1	0	0	0	3						
21 Joe Mather, R OBP: 0.258, SLG: 0.327			G5-3				BB		G1-3	3	0	1	0	1	0	0						
57 Jason Berken, R OBP: 0.234, SLG: 0.262	G1				L7					1	0	0	0	0	0	3						
20 Anthony Recker, R OBP: 0.234, SLG: 0.262										1	0	0	0	0	0	0						
Lendy Castillo, S OBP: 0.332, SLG: 0.441										0	0	0	0	0	0	0						
6 Bryan LaHair, L OBP: 0.332, SLG: 0.441										1	0	0	0	0	1	2						
28 Michael Bowden, R OBP: 0.332, SLG: 0.441										0	0	0	0	0	0	0						
Inning Stats	R: 0 E: 0 K: 1 S: 6	H: 0 LOB: 0 BB: 0 P: 9	R: 0 E: 0 K: 0 S: 15	H: 1 LOB: 3 BB: 2 P: 30	R: 0 E: 0 K: 1 S: 14	H: 1 LOB: 2 BB: 1 P: 22	R: 0 E: 0 K: 1 S: 8	H: 0 LOB: 0 BB: 0 P: 10	R: 0 E: 0 K: 1 S: 8	H: 0 LOB: 1 BB: 0 P: 13	R: 0 E: 0 K: 1 S: 6	H: 2 LOB: 1 BB: 0 P: 9	R: 0 E: 1 K: 1 S: 7	H: 0 LOB: 1 BB: 1 P: 12	R: 0 E: 0 K: 0 S: 6	H: 0 LOB: 0 BB: 1 P: 12	1B: 3 2B: 3 3B: 0 HR: 0	SF: 0 SAC: 0 DP: 3 HBP: 0	WP: 1 PB: 0 SB: 0 CS: 0	PA: 35		
PITCHER	IP WLS BF H R ER SO BB IBB HBP BLK WP HR S P ERA WHIP	IP WLS BF H R ER SO BB IBB HBP BLK WP HR S P ERA WHIP	IP WLS BF H R ER SO BB IBB HBP BLK WP HR S P ERA WHIP	IP WLS BF H R ER SO BB IBB HBP BLK WP HR S P ERA WHIP	IP WLS BF H R ER SO BB IBB HBP BLK WP HR S P ERA WHIP	IP WLS BF H R ER SO BB IBB HBP BLK WP HR S P ERA WHIP	IP WLS BF H R ER SO BB IBB HBP BLK WP HR S P ERA WHIP	IP WLS BF H R ER SO BB IBB HBP BLK WP HR S P ERA WHIP	IP WLS BF H R ER SO BB IBB HBP BLK WP HR S P ERA WHIP	IP WLS BF H R ER SO BB IBB HBP BLK WP HR S P ERA WHIP	IP WLS BF H R ER SO BB IBB HBP BLK WP HR S P ERA WHIP	IP WLS BF H R ER SO BB IBB HBP BLK WP HR S P ERA WHIP	IP WLS BF H R ER SO BB IBB HBP BLK WP HR S P ERA WHIP	IP WLS BF H R ER SO BB IBB HBP BLK WP HR S P ERA WHIP	IP WLS BF H R ER SO BB IBB HBP BLK WP HR S P ERA WHIP	IP WLS BF H R ER SO BB IBB HBP BLK WP HR S P ERA WHIP	IP WLS BF H R ER SO BB IBB HBP BLK WP HR S P ERA WHIP	IP WLS BF H R ER SO BB IBB HBP BLK WP HR S P ERA WHIP	IP WLS BF H R ER SO BB IBB HBP BLK WP HR S P ERA WHIP	IP WLS BF H R ER SO BB IBB HBP BLK WP HR S P ERA WHIP	IP WLS BF H R ER SO BB IBB HBP BLK WP HR S P ERA WHIP	
13 Drew Pomeranz, L ERA: 5.01	5.0	W	21	3	0	0	3	3	0	0	0	0	0	0	0	0	1	0	51	84	0.00	1.200
6 Alex White, R ERA: 5.44	2.0		7	2	0	0	2	0	0	0	0	0	0	0	0	0	0	0	13	17	0.00	1.000
62 Rob Scahill, R ERA:	2.0		7	0	0	0	1	2	0	0	0	0	0	0	0	0	0	0	13	24	0.00	1.000

Chicago Cubs @ Colorado Rockies
Coors Field, Denver, CO
Wed Sep 26 2012, 6:42 PM - 10:56 PM MDT
Att: 27,057 - Cloudy - 59 F

AB	30
R	0
H	5
RBI	0
BB	5
SO	6
LOB	19



Batter	1	2	3	4	5	6	7	8	9	AB	R	H	RBI	BB	SO	LOB	BOTTOM					
14 Josh Rutledge, R OBP: 0.323, SLG: 0.502	G5-3			L6		FC6-2				5	0	0	0	0	1	5						
8 Charlie Blackmon, L OBP: 0.315, SLG: 0.402		G6-3		G1-3		G4-3		K		3	2	1	1	1	0	3						
22 Jordan Pacheco, R OBP: 0.341, SLG: 0.414				G5-3						4	2	2	1	0	0	1						
20 Wilin Rosario, R OBP: 0.315, SLG: 0.540						P4		P4		3	1	0	0	1	0	1						
21 Tyler Colvin, L OBP: 0.329, SLG: 0.535						F7		CI		3	1	2	1	0	0	0						
10 Chris Nelson, R OBP: 0.351, SLG: 0.463						L8		K		4	0	2	2	0	1	1						
12 Andrew Brown, R OBP: 0.301, SLG: 0.446										3	0	0	0	1	2	3						
9 DJ LeMahieu, R OBP: 0.326, SLG: 0.394										3	0	2	0	1	0	0						
13 Drew Pomeranz, R OBP: 0.269, SLG: 0.440										2	0	1	0	0	1	1						
6 Alex White, R ERA: 8.79										0	0	0	0	0	0	0						
62 Rob Scahill, L ERA: 3.11										0	0	0	0	0	0	0						
Inning Stats	R: 2 E: 0 K: 1 S: 15	H: 3 LOB: 2 BB: 1 P: 25	R: 0 E: 0 K: 1 S: 8	H: 1 LOB: 0 BB: 0 P: 13	R: 4 E: 0 K: 0 S: 14	H: 4 LOB: 0 BB: 1 P: 23	R: 0 E: 0 K: 0 S: 8	H: 1 LOB: 1 BB: 0 P: 12	R: 0 E: 0 K: 0 S: 5	H: 0 LOB: 0 BB: 0 P: 7	R: 0 E: 0 K: 0 S: 12	H: 0 LOB: 2 BB: 2 P: 22	R: 0 E: 1 K: 1 S: 10	H: 0 LOB: 1 BB: 0 P: 13	R: 0 E: 0 K: 2 S: 12	H: 1 LOB: 1 BB: 0 P: 16	1B: 7 2B: 2 3B: 0 HR: 1	SF: 0 SAC: 2 DP: 1 HBP: 0	WP: 1 PB: 0 SB: 1 CS: 0	PA: 37		
PITCHER	IP WLS BF H R ER SO BB IBB HBP BLK WP HR S P ERA WHIP	IP WLS BF H R ER SO BB IBB HBP BLK WP HR S P ERA WHIP	IP WLS BF H R ER SO BB IBB HBP BLK WP HR S P ERA WHIP	IP WLS BF H R ER SO BB IBB HBP BLK WP HR S P ERA WHIP	IP WLS BF H R ER SO BB IBB HBP BLK WP HR S P ERA WHIP	IP WLS BF H R ER SO BB IBB HBP BLK WP HR S P ERA WHIP	IP WLS BF H R ER SO BB IBB HBP BLK WP HR S P ERA WHIP	IP WLS BF H R ER SO BB IBB HBP BLK WP HR S P ERA WHIP	IP WLS BF H R ER SO BB IBB HBP BLK WP HR S P ERA WHIP	IP WLS BF H R ER SO BB IBB HBP BLK WP HR S P ERA WHIP	IP WLS BF H R ER SO BB IBB HBP BLK WP HR S P ERA WHIP	IP WLS BF H R ER SO BB IBB HBP BLK WP HR S P ERA WHIP	IP WLS BF H R ER SO BB IBB HBP BLK WP HR S P ERA WHIP	IP WLS BF H R ER SO BB IBB HBP BLK WP HR S P ERA WHIP	IP WLS BF H R ER SO BB IBB HBP BLK WP HR S P ERA WHIP	IP WLS BF H R ER SO BB IBB HBP BLK WP HR S P ERA WHIP	IP WLS BF H R ER SO BB IBB HBP BLK WP HR S P ERA WHIP	IP WLS BF H R ER SO BB IBB HBP BLK WP HR S P ERA WHIP	IP WLS BF H R ER SO BB IBB HBP BLK WP HR S P ERA WHIP	IP WLS BF H R ER SO BB IBB HBP BLK WP HR S P ERA WHIP	IP WLS BF H R ER SO BB IBB HBP BLK WP HR S P ERA WHIP	
57 Jason Berken, R ERA: 6.0	4.0	L	21	6	6	2	0	0	0	0	0	0	0	0	0	0	1	0	45	73	13.50	2.750
Lendy Castillo, R ERA: 8.79	2.0		8	0	0	0	0	2	0	0	0	0	0	0	0	0	1	0	17	29	0.00	1.000
28 Michael Bowden, R ERA: 3.11	2.0		8	1	0	0	3	0	0	0	0	0	0	0	0	0	0	0	22	29	0.00	0.500

Chicago Cubs @ Colorado Rockies
Coors Field, Denver, CO
Wed Sep 26 2012, 6:42 PM - 10:56 PM MDT
Att: 27,057 - Cloudy - 59 F

AB	30
R	6
H	10
RBI	5
BB	4
SO	5
LOB	15



Batter	1	2	3	4	5	6	7	8	9	AB	R	H	RBI	BB	SO	LOB	TOP					
9 David DeJesus, L (1,9) OBP: 0.351, SLG: 0.402	L9		G6-3	F9		G6-3			G6-3	5	1	1	0	0	0	2	Chicago Cubs @ Colorado Rockies Coors Field, Denver, CO Thu Sep 27 2012, 1:11 PM - 4:12 PM MDT Att: 30,288 - Cloudy - 59 F					
15 Darwin Barney, R (1,4) OBP: 0.306, SLG: 0.364	G4-3		K		G4-3		G6-3		G6-3	5	1	1	0	0	1	0						
44 Anthony Rizzo, L (1,3) OBP: 0.347, SLG: 0.470	BB		HR		FC1-2		1B		1B	3	1	3	2	2	0	0						
12 Alfonso Soriano, R (1,7) OBP: 0.319, SLG: 0.500	F9		K		FC1-2		F9		2B	5	0	2	1	0	1	2						
1 Tony Campana, L (9,PR) OBP: 0.306, SLG: 0.296					FC1-2					0	0	0	0	0	0	0						
13 Starlin Castro, R (1,6) OBP: 0.322, SLG: 0.430	F8				G6-3		G4-3		K	4	1	1	0	1	1	3						
24 Luis Valbuena, L (1,5) OBP: 0.320, SLG: 0.352					FC1-2				K	3	1	2	0	0	0	3						
5 Josh Vitters, R (8,PH) OBP: 0.165, SLG: 0.198					FC1-2				K	2	0	0	0	0	1	2						
51 Steve Clevenger, L (1,2) OBP: 0.263, SLG: 0.279					G6-3		G3		L8	3	0	0	0	0	0	6						
20 Anthony Recker, R (8,PH) OBP: 0.224, SLG: 0.250	L1-3				G3				G6-3	2	0	0	0	0	0	2						
7 Brett Jackson, L (1,8) OBP: 0.302, SLG: 0.358										2	0	1	1	1	0	0						
17 Dave Sappelt, R (8,PH) OBP: 0.377, SLG: 0.463										1	0	1	0	0	0	0						
32 Chris Volstad, R (1,1) OBP: 0.179, SLG: 0.179										1	0	0	0	0	0	1						
6 Bryan LaHair, L (4,PH) OBP: 0.337, SLG: 0.440										1	0	1	1	0	0	0						
48 Rafael Dolis, R (4,1) OBP: 0.111, SLG: 0.111										0	0	0	0	0	0	0						
21 Joe Mather, R (8,PH) OBP: 0.266, SLG: 0.326										1	0	0	0	0	1	0						
55 Alberto Cabrera, R (8,1) OBP: 0.266, SLG: 0.326										0	0	0	0	0	0	0						
53 Wellington Castillo, R (8,PH) OBP: 0.266, SLG: 0.326										1	0	0	0	0	1	1						
37 Jaye Chapman, R (8,1) OBP: 0.266, SLG: 0.326										0	0	0	0	0	0	0						
Inning Stats	R: 0 E: 0 K: 0 S: 8	H: 0 LOB: 1 BB: 1 P: 13	R: 1 E: 0 K: 0 S: 11	H: 2 LOB: 1 BB: 0 P: 14	R: 1 E: 0 K: 2 S: 12	H: 1 LOB: 0 BB: 0 P: 15	R: 1 E: 0 K: 0 S: 11	H: 2 LOB: 2 BB: 2 P: 24	R: 0 E: 0 K: 0 S: 13	H: 2 LOB: 3 BB: 1 P: 19	R: 0 E: 0 K: 1 S: 11	H: 0 LOB: 0 BB: 0 P: 18	R: 0 E: 0 K: 0 S: 11	H: 1 LOB: 1 BB: 0 P: 15	R: 0 E: 0 K: 1 S: 12	H: 1 LOB: 1 BB: 0 P: 18	R: 2 E: 0 K: 2 S: 21	H: 4 LOB: 2 BB: 0 P: 25	1B: 11 2B: 1 3B: 0 HR: 1	SF: 0 SAC: 0 DP: 1 HBP: 0	WP: 0 PB: 0 SB: 0 CS: 0	PA: 43
PITCHER	IP WLS BF H R ER SO BB IBB HBP BLK WP HR S P ERA WHIP	5.0 W 25 7 3 3 2 4 0 0 0 0 1 55 85 5.40 2.200	1.1 L 5 1 0 0 1 0 0 0 0 0 0 17 27 0.00 0.750	0.2 L 2 0 0 0 0 0 0 0 0 0 0 6 6 0.00 0.000	1.0 L 4 1 0 0 1 0 0 0 0 0 0 12 18 0.00 1.000	0.0 L 3 3 2 2 0 0 0 0 0 0 0 12 15 ∞ ∞	PITCHER	IP WLS BF H R ER SO BB IBB HBP BLK WP HR S P ERA WHIP	1.0 S 4 1 0 0 2 0 0 0 0 0 0 9 10 0.00 1.000													
45 Jhoulys Chacin, R (1,1) ERA: 4.78	14 Josh Rutledge, R (1,6) OBP: 0.322, SLG: 0.498	8 1B 22 HR	G4-3	F8		G5-3			G5-3	4	1	1	0	0	0	1	Chicago Cubs @ Colorado Rockies Coors Field, Denver, CO Thu Sep 27 2012, 1:11 PM - 4:12 PM MDT Att: 30,288 - Cloudy - 59 F					
8 Charlie Blackmon, L (1,7) OBP: 0.313, SLG: 0.390	22 HR	G3	F8		F8				F8	4	1	1	0	0	0	0						
22 Jordan Pacheco, R (1,3) OBP: 0.342, SLG: 0.422	1H 3H HR		F8		F8				F8	4	2	2	3	0	0	0						
20 Wilin Rosario, R (1,2) OBP: 0.319, SLG: 0.541	21 G1-6-3 1B	F8			F8				F8	3	0	2	0	1	0	1						
21 Tyler Colvin, L (5,8) OBP: 0.328, SLG: 0.533	G1-6-3				F8				F8	4	1	1	0	0	1	3						
10 Chris Nelson, R (1,5) OBP: 0.356, SLG: 0.465	7 PO HBP				F8				F8	3	0	2	1	0	0	0						
7 Matt McBride, R (1,9) OBP: 0.250, SLG: 0.355	PO				F8				F8	2	1	1	1	0	1	1						
Dexter Fowler, S (9,8) OBP: 0.389, SLG: 0.474					F8				F8	0	0	0	0	0	0	0						
9 DJ LeMahieu, R (1,4) OBP: 0.326, SLG: 0.408					F8				F8	3	1	1	2	0	0	2						
45 Jhoulys Chacin, R (1,1) ERA: 6.64	32 Chris Volstad, R (1,1) ERA: 6.64				F8				F8	2	0	1	0	0	1	0						
88 Josh Outman, L (8,1) OBP: 0.107, SLG: 0.092	48 Rafael Dolis, R (4,1) ERA: 6.63				F8				F8	1	0	0	0	0	0	0						
37 Adam Ottavino, S (7,1) ERA: 5.93	55 Alberto Cabrera, R (6,1) ERA: 5.48				F8				F8	0	0	0	0	0	0	0						
49 Rex Brothers, L (8,1) ERA: 5.48	37 Jaye Chapman, R (8,1) ERA: 1.74				F8				F8	0	0	0	0	0	0	0						
63 Rafael Betancourt, R (9,1) ERA: 1.74					F8				F8	0	0	0	0	0	0	0						
Inning Stats	R: 3 E: 0 K: 0 S: 10	H: 4 LOB: 0 BB: 0 P: 19	R: 2 E: 0 K: 0 S: 18	H: 3 LOB: 0 BB: 0 P: 24	R: 2 E: 0 K: 0 S: 14	H: 3 LOB: 1 BB: 0 P: 22	R: 0 E: 0 K: 1 S: 11	H: 0 LOB: 0 BB: 0 P: 13	R: 0 E: 0 K: 0 S: 9	H: 1 LOB: 0 BB: 0 P: 14	R: 0 E: 0 K: 2 S: 11	H: 1 LOB: 1 BB: 0 P: 15	R: 0 E: 0 K: 0 S: 6	H: 0 LOB: 0 BB: 0 P: 7	R: 0 E: 0 K: 1 S: 7	H: 0 LOB: 0 BB: 1 P: 16	1B: 10 2B: 1 3B: 0 HR: 2	SF: 1 SAC: 0 DP: 4 HBP: 1	WP: 1 PB: 0 SB: 1 CS: 1	PA: 34		
PITCHER	IP WLS BF H R ER SO BB IBB HBP BLK WP HR S P ERA WHIP	3.0 L 17 10 7 7 0 0 0 0 0 0 2 42 65 21.00 3.333	2.0 L 6 1 0 0 1 0 0 0 0 0 0 20 27 0.00 0.500	2.0 L 7 1 0 0 2 0 0 0 0 0 1 17 22 0.00 0.500	1.0 L 3 0 0 0 1 1 0 0 0 0 0 7 16 0.00 1.000	PITCHER	IP WLS BF H R ER SO BB IBB HBP BLK WP HR S P ERA WHIP	1.0 S 4 1 0 0 2 0 0 0 0 0 0 9 10 0.00 1.000														

AB	39
R	5
H	13
RBI	5
BB	4
SO	6
LOB	22



AB	30
R	7
H	12
RBI	7
BB	1
SO	4
LOB	9



Batter	1	2	3	4	5	6	7	8	9	AB	R	H	RBI	BB	SO	LOB	TOP					
9 David DeJesus, L (1,9) OBP: 0.351, SLG: 0.399										4	0	1	0	0	1	2	<p>Chicago Cubs @ Arizona Diamondbacks Chase Field, Phoenix, AZ Sat Sep 29 2012, 5:11 PM - 8:07 PM MST Att: 29,084 - Roof Closed - 75 F</p> <p>livebaseballscorecards.com</p>					
24 Luis Valbuena, L (1,4) OBP: 0.318, SLG: 0.353										4	0	1	0	0	1	2						
44 Anthony Rizzo, L (1,3) OBP: 0.344, SLG: 0.460										3	1	0	0	1	1	2						
12 Alfonso Soriano, R (1,7) OBP: 0.323, SLG: 0.505										4	1	1	2	0	2	1						
13 Starlin Castro, R (1,6) OBP: 0.323, SLG: 0.431										4	0	0	0	0	1	0						
53 Wellington Castillo, R (1,2) OBP: 0.350, SLG: 0.436											3	0	0	0	0	1		0				
48 Rafael Dolis, R (7,1)										0	0	0	0	0	0	0						
6 Bryan LaHair, L (9,PH)										1	0	0	0	0	0	0						
7 Brett Jackson, L (1,8) OBP: 0.303, SLG: 0.357										3	0	1	0	0	1	0						
5 Josh Vitters, R (1,5) OBP: 0.171, SLG: 0.196										1	0	0	0	1	1	0						
Lendy Castillo, S (5,1)										0	0	0	0	0	0	0						
16 Jeff Beliveau, L (7,1)										0	0	0	0	0	0	0						
51 Steve Clevenger, L (7,2) OBP: 0.262, SLG: 0.276										1	0	0	0	0	0	1						
41 Justin Germano, R (1,1) OBP: 0.111, SLG: 0.059										0	0	0	0	0	0	0						
45 Adrian Cardenas, L (5,4) OBP: 0.262, SLG: 0.304										1	0	0	0	1	0	0						
Inning Stats	R: 0 E: 0 K: 1 S: 10	H: 1 LOB: 1 BB: 0 P: 16	R: 0 E: 0 K: 2 S: 9	H: 0 LOB: 0 BB: 0 P: 12	R: 0 E: 0 K: 0 S: 7	H: 0 LOB: 1 BB: 1 P: 15	R: 0 E: 0 K: 3 S: 9	H: 0 LOB: 0 BB: 0 P: 11	R: 0 E: 0 K: 1 S: 11	H: 0 LOB: 0 BB: 0 P: 16	R: 0 E: 0 K: 0 S: 8	H: 1 LOB: 1 BB: 0 P: 12	R: 0 E: 0 K: 0 S: 5	H: 0 LOB: 0 BB: 0 P: 11	R: 0 E: 0 K: 1 S: 8	H: 1 LOB: 1 BB: 1 P: 13	R: 2 E: 0 K: 1 S: 14	H: 1 LOB: 0 BB: 1 P: 20	1B: 3 2B: 0 3B: 0 HR: 1	SF: 0 SAC: 1 DP: 0 HBP: 0	WP: 0 PB: 0 SB: 0 CS: 0	PA: 33
PITCHER	IP WLS BF H R ER SO BB IBB HBP BLK WP HR S P ERA WHIP																					
35 Trevor Cahill, R (1,1) ERA: 3.78	9.0 W 33 4 2 2 9 3 0 0 0 0 1 81 126 2.00 0.778																					

Batter	1	2	3	4	5	6	7	8	9	AB	R	H	RBI	BB	SO	LOB	BOTTOM			
6 Adam Eaton, L (1,8) OBP: 0.382, SLG: 0.412										4	2	2	0	0	1	3	<p>Chicago Cubs @ Arizona Diamondbacks Chase Field, Phoenix, AZ Sat Sep 29 2012, 5:11 PM - 8:07 PM MST Att: 29,084 - Roof Closed - 75 F</p> <p>livebaseballscorecards.com</p>			
19 Tyler Graham, R (9,8)										4	0	2	0	0	0	1				
8 Gerardo Parra, L (1,7) OBP: 0.336, SLG: 0.391										4	2	3	2	0	0	1				
2 Aaron Hill, R (1,4) OBP: 0.362, SLG: 0.519										4	2	2	3	0	2	2				
14 Jake Elmore, R (7,PH) OBP: 0.261, SLG: 0.266										1	0	1	0	0	0	0				
10 Justin Upton, R (1,9) OBP: 0.354, SLG: 0.433										4	2	2	3	0	2	2				
11 AJ Pollock, R (8,9) OBP: 0.299, SLG: 0.377										3	1	0	0	1	1	2				
26 Miguel Montero, L (1,2) OBP: 0.394, SLG: 0.444										3	1	0	0	1	1	2				
21 Ryan Wheeler, L (1,5) OBP: 0.284, SLG: 0.336										5	0	2	0	0	1	2				
34 Mike Jacobs, L (1,3) OBP: 0.412, SLG: 0.308										4	1	2	1	1	2	1				
16 John McDonald, R (1,6) OBP: 0.283, SLG: 0.366										4	0	0	0	0	1	6				
35 Trevor Cahill, R (1,1) OBP: 0.132, SLG: 0.119										3	0	1	2	1	1	0				
Inning Stats	R: 3 E: 0 K: 1 S: 19	H: 5 LOB: 2 BB: 0 P: 26	R: 1 E: 0 K: 1 S: 14	H: 2 LOB: 0 BB: 0 P: 18	R: 0 E: 0 K: 1 S: 8	H: 0 LOB: 0 BB: 0 P: 14	R: 0 E: 0 K: 2 S: 9	H: 0 LOB: 0 BB: 0 P: 11	R: 3 E: 0 K: 0 S: 9	H: 3 LOB: 3 BB: 2 P: 21	R: 0 E: 0 K: 1 S: 12	H: 1 LOB: 1 BB: 0 P: 15	R: 1 E: 0 K: 2 S: 21	H: 3 LOB: 3 BB: 0 P: 35	R: 0 E: 0 K: 1 S: 10	H: 1 LOB: 1 BB: 1 P: 18	1B: 11 2B: 3 3B: 0 HR: 1	SF: 0 SAC: 1 DP: 1 HBP: 2	WP: 0 PB: 0 SB: 0 CS: 0	PA: 43
PITCHER	IP WLS BF H R ER SO BB IBB HBP BLK WP HR S P ERA WHIP																			
41 Justin Germano, R (1,1) ERA: 6.2	4.1 L 25 10 7 7 0 1 1 0 0 0 0 0 0 16 25 0.00 1.200																			
Lendy Castillo, R (5,1) ERA: 7.95	1.2 7 1 0 0 1 1 0 0 0 0 0 0 16 25 0.00 1.200																			
16 Jeff Beliveau, L (7,1) ERA: 4.76	0.2 5 2 1 1 2 0 0 0 1 0 0 0 18 29 13.50 3.000																			
48 Rafael Dolis, R (7,1) ERA: 6.39	1.1 6 2 0 0 1 1 0 0 0 0 0 0 13 24 0.00 2.250																			

Chicago Cubs @ Arizona Diamondbacks
Chase Field, Phoenix, AZ
Sat Sep 29 2012, 5:11 PM - 8:07 PM MST
Att: 29,084 - Roof Closed - 75 F

Chicago Cubs @ Arizona Diamondbacks
Chase Field, Phoenix, AZ
Sat Sep 29 2012, 5:11 PM - 8:07 PM MST
Att: 29,084 - Roof Closed - 75 F

AB	29
R	2
H	4
RBI	2
BB	3
SO	9
LOB	8

AB	37
R	8
H	15
RBI	8
BB	3
SO	9
LOB	21



Batter	1	2	3	4	5	6	7	8	9	AB	R	H	RBI	BB	SO	LOB	TOP							
9 David DeJesus, L OBP: 0.351, SLG: 0.407										5	2	2	1	0	0	1								
15 Darwin Barney, R OBP: 0.347, SLG: 0.359										5	0	0	0	0	0	2								
44 Anthony Rizzo, L OBP: 0.347, SLG: 0.468										5	2	3	1	0	1	1								
12 Alfonso Soriano, R OBP: 0.322, SLG: 0.503										4	1	1	0	0	1	1								
1 Tony Campana, L OBP: 0.306, SLG: 0.296										0	0	0	0	0	0	0								
13 Starlin Castro, R OBP: 0.324, SLG: 0.431										4	1	2	0	0	0	3								
24 Luis Valbuena, L OBP: 0.314, SLG: 0.347										4	0	0	0	0	1	6								
7 Brett Jackson, L OBP: 0.299, SLG: 0.351										2	0	0	0	0	0	0								
17 Dave Sappelt, R OBP: 0.382, SLG: 0.500										1	1	1	1	1	0	0								
20 Anthony Recker, R OBP: 0.245, SLG: 0.255										3	0	1	1	0	0	1								
18 Chris Rusin, L OBP: 0.147, SLG: 0.333										2	0	0	0	0	1	1								
6 Bryant Lambert, L OBP: 0.375, SLG: 0.442										1	0	1	2	0	0	0								
28 Michael Bowden, R OBP: 0.295, SLG: 0.295										0	0	0	0	0	0	0								
40 James Russell, L OBP: 0.295, SLG: 0.295										0	0	0	0	0	0	0								
54 Shawn Camp, R OBP: 0.295, SLG: 0.295										0	0	0	0	0	0	0								
45 Adrian Cardenas, L OBP: 0.295, SLG: 0.295										1	0	0	0	0	0	0								
49 Carlos Marmol, R OBP: 0.295, SLG: 0.295										0	0	0	0	0	0	0								
Inning Stats	R: 1 E: 0 K: 0 S: 13	H: 3 LOB: 2 BB: 0 P: 21	R: 0 E: 0 K: 1 S: 12	H: 0 LOB: 0 BB: 0 P: 16	R: 0 E: 0 K: 1 S: 9	H: 1 LOB: 0 BB: 0 P: 13	R: 0 E: 0 K: 1 S: 10	H: 1 LOB: 0 BB: 0 P: 15	R: 0 E: 0 K: 0 S: 9	H: 1 LOB: 1 BB: 0 P: 11	R: 4 E: 1 K: 1 S: 14	H: 4 LOB: 2 BB: 0 P: 22	R: 1 E: 2 K: 0 S: 7	H: 0 LOB: 1 BB: 0 P: 10	R: 0 E: 0 K: 0 S: 4	H: 0 LOB: 0 BB: 1 P: 8	R: 1 E: 0 K: 1 S: 12	H: 1 LOB: 0 BB: 0 P: 20	1B: 7 2B: 3 3B: 0 HR: 1	SF: 0 SAC: 0 DP: 2 HBP: 1	WP: 0 PA: 40 PB: 0 SB: 0 CS: 0			
PITCHER	IP WLS BF H R ER SO BB IBB HBP BLK WP HR S P ERA WHIP	5.0 0.1 L 4 2 3 1 0 0 0 0 0 0 0 0 7 12 1.80 6.000	5.0 0.1 L 4 2 3 1 0 0 0 0 0 0 0 0 7 12 1.80 6.000	5.0 0.1 H 1 0 0 0 1 0 0 0 0 0 0 0 3 3 0.00 0.000	5.0 0.1 B 3 2 1 0 0 0 0 0 0 1 0 0 4 7 0.00 6.000	5.0 0.1 B 3 2 1 0 0 0 0 0 0 0 0 0 4 7 0.00 6.000	5.0 0.1 B 3 2 1 0 0 0 0 0 0 0 0 0 4 7 0.00 6.000	5.0 0.1 B 3 2 1 0 0 0 0 0 0 0 0 0 4 7 0.00 6.000	5.0 0.1 B 3 2 1 0 0 0 0 0 0 0 0 0 4 7 0.00 6.000	5.0 0.1 B 3 2 1 0 0 0 0 0 0 0 0 0 4 7 0.00 6.000	5.0 0.1 B 3 2 1 0 0 0 0 0 0 0 0 0 4 7 0.00 6.000	5.0 0.1 B 3 2 1 0 0 0 0 0 0 0 0 0 4 7 0.00 6.000	5.0 0.1 B 3 2 1 0 0 0 0 0 0 0 0 0 4 7 0.00 6.000	5.0 0.1 B 3 2 1 0 0 0 0 0 0 0 0 0 4 7 0.00 6.000	5.0 0.1 B 3 2 1 0 0 0 0 0 0 0 0 0 4 7 0.00 6.000	5.0 0.1 B 3 2 1 0 0 0 0 0 0 0 0 0 4 7 0.00 6.000	5.0 0.1 B 3 2 1 0 0 0 0 0 0 0 0 0 4 7 0.00 6.000	5.0 0.1 B 3 2 1 0 0 0 0 0 0 0 0 0 4 7 0.00 6.000	5.0 0.1 B 3 2 1 0 0 0 0 0 0 0 0 0 4 7 0.00 6.000	5.0 0.1 B 3 2 1 0 0 0 0 0 0 0 0 0 4 7 0.00 6.000	5.0 0.1 B 3 2 1 0 0 0 0 0 0 0 0 0 4 7 0.00 6.000	5.0 0.1 B 3 2 1 0 0 0 0 0 0 0 0 0 4 7 0.00 6.000	5.0 0.1 B 3 2 1 0 0 0 0 0 0 0 0 0 4 7 0.00 6.000	5.0 0.1 B 3 2 1 0 0 0 0 0 0 0 0 0 4 7 0.00 6.000

Chicago Cubs @ Arizona Diamondbacks
Chase Field, Phoenix, AZ
Sun Sep 30 2012, 1:13 PM - 4:15 PM MST
Att: 35,535 - Roof Closed - 73 F

livebaseballscorecards.com

AB 37
R 7
H 11
RBI 6
BB 1
SO 4
LOB 16

Batter	1	2	3	4	5	6	7	8	9	AB	R	H	RBI	BB	SO	LOB	BOTTOM						
11 AJ Pollock, R OBP: 0.309, SLG: 0.384										4	0	2	0	0	0	1							
14 Jake Elmore, R OBP: 0.247, SLG: 0.250										4	0	0	0	0	1	2							
2 Aaron Hill, R OBP: 0.363, SLG: 0.518										3	1	1	0	1	0	0							
10 Justin Upton, R OBP: 0.353, SLG: 0.432										4	1	1	0	0	0	3							
13 Jason Kubel, L OBP: 0.327, SLG: 0.506										3	0	0	0	1	1	3							
1 Cody Ransom, R OBP: 0.312, SLG: 0.411										3	0	1	1	0	1	1							
21 Ryan Wheeler, L OBP: 0.291, SLG: 0.336										0	0	0	0	1	0	0							
34 Mike Jacobs, L OBP: 0.381, SLG: 0.294										4	0	1	0	0	2	3							
27 Wil Nieves, R OBP: 0.330, SLG: 0.410										4	0	0	0	0	2	2							
45 Josh Colton, R OBP: 0.295, SLG: 0.295										1	0	0	0	0	0	0							
19 Tyler Graham, R OBP: 0.295, SLG: 0.295										1	0	0	0	0	0	0							
30 Bryan Shaw, S OBP: 0.295, SLG: 0.295										0	0	0	0	0	0	0							
40 Mike Coppins, L OBP: 0.295, SLG: 0.295										0	0	0	0	0	0	0							
32 Matt Albers, L OBP: 0.295, SLG: 0.295										0	0	0	0	0	0	0							
32 Brad Bergesen, L OBP: 0.295, SLG: 0.295										0	0	0	0	0	0	0							
24 Chris Young, R OBP: 0.295, SLG: 0.295										0	0	0	0	0	0	0							
22 Matt Lindstrom, R OBP: 0.295, SLG: 0.295										0	0	0	0	0	0	0							
49 Carlos Marmol, R OBP: 0.295, SLG: 0.295										0	0	0	0	0	0	0							
Inning Stats	R: 2 E: 1 K: 0 S: 12	H: 2 LOB: 2 BB: 2 P: 28	R: 0 E: 0 K: 0 S: 8	H: 1 LOB: 1 BB: 0 P: 11	R: 0 E: 0 K: 1 S: 6	H: 0 LOB: 0 BB: 0 P: 11	R: 0 E: 0 K: 1 S: 6	H: 0 LOB: 0 BB: 0 P: 8	R: 0 E: 0 K: 2 S: 7	H: 1 LOB: 1 BB: 0 P: 10	R: 0 E: 0 K: 1 S: 12	H: 1 LOB: 1 BB: 0 P: 22	R: 0 E: 0 K: 0 S: 11	H: 1 LOB: 0 BB: 0 P: 14	R: 0 E: 1 K: 0 S: 11	H: 1 LOB: 1 BB: 0 P: 17	R: 0 E: 0 K: 2 S: 11	H: 0 LOB: 1 BB: 1 P: 21	1B: 6 2B: 0 3B: 0 HR: 0	SF: 0 SAC: 0 DP: 1 HBP: 0	WP: 0 PA: 36 PB: 0 SB: 0 CS: 0		
PITCHER	IP WLS BF H R ER SO BB IBB HBP BLK WP HR S P ERA WHIP	5.0 0.1 H 4 1 0 0 1 0 0 0 0 0 0 0 12 22 0.00 1.000	5.0 0.1 H 4 1 0 0 1 0 0 0 0 0 0 0 12 22 0.00 1.000	5.0 0.1 H 4 1 0 0 1 0 0 0 0 0 0 0 12 22 0.00 1.000	5.0 0.1 B 3 2 1 0 0 0 0 0 0 0 0 0 11 14 0.00 1.000	5.0 0.1 B 3 2 1 0 0 0 0 0 0 0 0 0 11 17 0.00 1.000	5.0 0.1 B 3 2 1 0 0 0 0 0 0 0 0 0 11 21 0.00 1.000	5.0 0.1 B 3 2 1 0 0 0 0 0 0 0 0 0 11 21 0.00 1.000	5.0 0.1 B 3 2 1 0 0 0 0 0 0 0 0 0 11 21 0.00 1.000	5.0 0.1 B 3 2 1 0 0 0 0 0 0 0 0 0 11 21 0.00 1.000	5.0 0.1 B 3 2 1 0 0 0 0 0 0 0 0 0 11 21 0.00 1.000	5.0 0.1 B 3 2 1 0 0 0 0 0 0 0 0 0 11 21 0.00 1.000	5.0 0.1 B 3 2 1 0 0 0 0 0 0 0 0 0 11 21 0.00 1.000	5.0 0.1 B 3 2 1 0 0 0 0 0 0 0 0 0 11 21 0.00 1.000	5.0 0.1 B 3 2 1 0 0 0 0 0 0 0 0 0 11 21 0.00 1.000	5.0 0.1 B 3 2 1 0 0 0 0 0 0 0 0 0 11 21 0.00 1.000	5.0 0.1 B 3 2 1 0 0 0 0 0 0 0 0 0 11 21 0.00 1.000	5.0 0.1 B 3 2 1 0 0 0 0 0 0 0 0 0 11 21 0.00 1.000	5.0 0.1 B 3 2 1 0 0 0 0 0 0 0 0 0 11 21 0.00 1.000	5.0 0.1 B 3 2 1 0 0 0 0 0 0 0 0 0 11 21 0.00 1.000	5.0 0.1 B 3 2 1 0 0 0 0 0 0 0 0 0 11 21 0.00 1.000	5.0 0.1 B 3 2 1 0 0 0 0 0 0 0 0 0 11 21 0.00 1.000	5.0 0.1 B 3 2 1 0 0 0 0 0 0 0 0 0 11 21 0.00 1.000

Chicago Cubs @ Arizona Diamondbacks
Chase Field, Phoenix, AZ
Sun Sep 30 2012, 1:13 PM - 4:15 PM MST
Att: 35,535 - Roof Closed - 73 F

livebaseballscorecards.com

AB 33
R 2
H 6
RBI 1
BB 3
SO 9
LOB 17

Batter	1	2	3	4	5	6	7	8	9	AB	R	H	RBI	BB	SO	LOB	TOP			
27 Jose Altuve, R OBP: 0.342, SLG: 0.401	P3		1B		BB			G1-3		3	0	1	0	1	0	1				
46 Scott Moore, L OBP: 0.307, SLG: 0.478	L8		G3		CS		P5			4	0	1	1	0	0	1				
43 Fernando Rodriguez Jr., R OBP: 0.314, SLG: 0.500										0	0	0	0	0	0	0				
53 Wesley Wright, R										0	0	0	0	0	0	0				
4 Jed Lowrie, S OBP: 0.332, SLG: 0.443	K				P6		G5-3			4	0	0	0	0	1	1				
21 Fernando Martinez, L OBP: 0.307, SLG: 0.478		HR					G4-3			3	2	2	1	0	0	0				
44 Justin Maxwell, R OBP: 0.302, SLG: 0.451										1	0	1	0	0	0	0				
29 Brett Wallace, L OBP: 0.321, SLG: 0.427	G1-3		1B		F7					3	0	0	0	0	1	2				
30 Matt Dominguez, R OBP: 0.314, SLG: 0.500										4	0	1	1	0	1	2				
15 Jason Castro, L OBP: 0.336, SLG: 0.391										4	0	0	0	0	0	2				
2 Brandon Barnes, R OBP: 0.258, SLG: 0.283										3	1	1	0	0	0	0				
64 Lucas Harrell, S OBP: 0.167, SLG: 0.153										2	0	0	0	0	1	0				
67 Jose Valdez, R										0	0	0	0	0	0	0				
19 Brian Bogusevic, L OBP: 0.295, SLG: 0.299										1	0	0	0	0	1	1				
Inning Stats	R: 0 E: 0 K: 1 S: 7	H: 0 LOB: 0 BB: 0 P: 8	R: 1 E: 0 K: 0 S: 9	H: 1 LOB: 0 BB: 0 P: 15	R: 0 E: 0 K: 1 S: 10	H: 1 LOB: 1 BB: 0 P: 15	R: 1 E: 0 K: 0 S: 10	H: 2 LOB: 1 BB: 0 P: 14	R: 0 E: 0 K: 0 S: 8	H: 0 LOB: 0 BB: 0 P: 14	R: 0 E: 0 K: 0 S: 8	H: 0 LOB: 0 BB: 0 P: 10	R: 1 E: 0 K: 1 S: 12	H: 2 LOB: 1 BB: 0 P: 20	R: 0 E: 0 K: 2 S: 11	H: 1 LOB: 0 BB: 0 P: 17	1B: 4 2B: 1 3B: 1 HR: 1	SF: 0 SAC: 0 DP: 1 HBP: 1	WP: 0 PB: 0 SB: 0 CS: 1	PA: 35
PITCHER	IP WLS BF H R ER SO BB IBB HBP BLK WP HR S P ERA WHIP																			
57 Jason Berken, R ERA: 5.49	4.2 L 19 4 2 2 2 1 0 0 0 0 0 1 40 61 3.86 1.071																			
37 Jaye Chapman, R ERA: 3.97	0.1 0 0 0 0 0 0 0 0 0 0 0 0 2 5 0.00 0.000																			
40 James Russell, L ERA: 3.25	2.0 6 0 0 0 0 0 0 0 1 0 0 0 16 24 0.00 0.000																			
54 Shawn Camp, R ERA: 3.4	1.0 5 2 1 1 1 0 0 0 0 0 0 12 20 9.00 2.000																			
49 Carlos Marmol, R ERA: 3.49	1.0 4 1 0 0 2 0 0 0 0 0 0 11 17 0.00 1.000																			

Houston Astros @ Chicago Cubs
Wrigley Field, Chicago, IL
Mon Oct 01 2012, 7:07 PM - 9:48 PM CDT
Att: 32,167 - Partly Cloudy - 61 F

AB 32
R 3
H 7
RBI 3
BB 1
SO 5
LOB 10



Batter	1	2	3	4	5	6	7	8	9	AB	R	H	RBI	BB	SO	LOB	BOTTOM			
9 David DeJesus, L OBP: 0.351, SLG: 0.406	1B		F7							4	0	1	0	0	1	0				
17 Dave Sappelt, R OBP: 0.361, SLG: 0.469	G6-3		G1-3							4	0	0	0	0	1	1				
44 Anthony Rizzo, L OBP: 0.346, SLG: 0.468										4	0	1	0	0	2	1				
12 Alfonso Soriano, R OBP: 0.322, SLG: 0.501										2	0	0	0	1	0	1				
13 Starlin Castro, R OBP: 0.323, SLG: 0.429										3	0	0	0	0	1	3				
24 Luis Valbuena, L OBP: 0.311, SLG: 0.344										3	0	0	0	0	1	1				
53 Wellington Castillo, R OBP: 0.344, SLG: 0.428										3	0	0	0	0	2	0				
15 Darwin Barney, R OBP: 0.301, SLG: 0.357										3	0	0	0	0	1	0				
57 Jason Berken, R ERA: 5.49										1	0	0	0	0	0	0				
37 Jaye Chapman, R ERA: 3.97										0	0	0	0	0	1	0				
7 Brett Jackson, L OBP: 0.296, SLG: 0.346										0	0	0	0	0	0	0				
40 James Russell, L ERA: 3.25										0	0	0	0	0	0	0				
54 Shawn Camp, R ERA: 3.4										0	0	0	0	0	0	0				
6 Bryan LaHair, L OBP: 0.333, SLG: 0.442										0	0	0	0	0	0	0				
21 Joe Mather, R OBP: 0.296, SLG: 0.332										1	0	0	0	0	1	0				
49 Carlos Marmol, R ERA: 3.49										0	0	0	0	0	0	0				
Inning Stats	R: 0 E: 0 K: 1 S: 17	H: 1 LOB: 2 BB: 1 P: 30	R: 0 E: 0 K: 2 S: 8	H: 0 LOB: 0 BB: 0 P: 13	R: 0 E: 0 K: 0 S: 9	H: 0 LOB: 0 BB: 0 P: 15	R: 0 E: 0 K: 1 S: 8	H: 1 LOB: 1 BB: 0 P: 12	R: 0 E: 0 K: 1 S: 9	H: 0 LOB: 0 BB: 0 P: 14	R: 0 E: 0 K: 2 S: 9	H: 0 LOB: 0 BB: 0 P: 14	R: 0 E: 0 K: 3 S: 9	H: 0 LOB: 0 BB: 0 P: 12	R: 0 E: 0 K: 1 S: 9	H: 0 LOB: 0 BB: 0 P: 14	1B: 1 2B: 1 3B: 0 HR: 0	SF: 0 SAC: 0 DP: 0 HBP: 0	WP: 1 PB: 0 SB: 0 CS: 0	PA: 30
PITCHER	IP WLS BF H R ER SO BB IBB HBP BLK WP HR S P ERA WHIP																			
64 Lucas Harrell, S ERA: 3.78	6.0 W 21 2 0 0 0 7 1 0 0 0 0 0 60 98 0.00 0.500																			
67 Jose Valdez, R ERA: 2.53	1.0 H 3 0 0 0 0 0 0 0 0 0 0 7 12 0.00 0.000																			
43 Fernando Rodriguez Jr., R ERA: 5.45	0.2 H 2 0 0 0 2 0 0 0 0 0 0 6 8 0.00 0.000																			
53 Wesley Wright, L ERA: 3.31	1.1 S 4 0 0 0 2 0 0 0 0 0 0 12 18 0.00 0.000																			

Houston Astros @ Chicago Cubs
Wrigley Field, Chicago, IL
Mon Oct 01 2012, 7:07 PM - 9:48 PM CDT
Att: 32,167 - Partly Cloudy - 61 F

AB 29
R 0
H 2
RBI 0
BB 1
SO 11
LOB 7



Batter	1	2	3	4	5	6	7	8	9	AB	R	H	RBI	BB	SO	LOB	TOP										
27 Jose Altuve, R OBP: 0.340, SLG: 0.399 4 Jed Lowrie, S OBP: 0.332, SLG: 0.442	G3		B1-3		G6-3			G3		3	0	0	0	0	0	1	Houston Astros @ Chicago Cubs Wrigley Field, Chicago, IL Tue Oct 02 2012, 7:06 PM - 9:49 PM CDT Att: 33,168 - Clear - 61 F										
46 Scott Moore, L OBP: 0.330, SLG: 0.448 2 Brandon Barnes, R OBP: 0.260, SLG: 0.277	K		K		G5-3			G3		1	0	0	0	0	1	10											
21 Fernando Martinez, L OBP: 0.300, SLG: 0.466 13 Brandon Laird, R OBP: 0.333, SLG: 0.419 28 C.J. Fick, R 53 Wesley Wright, R 59 Wilton Lopez, R	G4-3		K		K			P3		3	0	0	0	0	2	0											
30 Matt Dominguez, R OBP: 0.312, SLG: 0.491	G4-3		K		K			CS		4	0	1	0	0	1	0											
29 Brett Wallace, L OBP: 0.324, SLG: 0.425	G1-3				G3-6					3	0	1	0	1	0	1											
15 Jason Castro, L OBP: 0.334, SLG: 0.401	HR		F7		F7					4	1	1	1	0	1	2											
44 Justin Maxwell, R OBP: 0.299, SLG: 0.446	E6		F9		F9					4	1	0	0	0	1	2											
23 Tyler Greene, R OBP: 0.276, SLG: 0.403										3	0	2	1	0	0	0											
20 Bud Norris, R OBP: 0.115, SLG: 0.120 63 Xavier Cedeño, L										1	0	0	0	0	1	1											
19 Brian Bogusevic, L OBP: 0.297, SLG: 0.299	K									0	0	0	0	0	0	0											
Inning Stats	R: 0 E: 0 K: 1 S: 7	H: 0 LOB: 0 BB: 0 P: 11	R: 2 E: 1 K: 1 S: 14	H: 2 LOB: 1 BB: 0 P: 18	R: 0 E: 0 K: 2 S: 10	H: 0 LOB: 0 BB: 0 P: 13	R: 0 E: 0 K: 1 S: 11	H: 1 LOB: 1 BB: 0 P: 17	R: 0 E: 0 K: 0 S: 6	H: 1 LOB: 0 BB: 0 P: 9	R: 0 E: 0 K: 1 S: 9	H: 0 LOB: 0 BB: 0 P: 11	R: 0 E: 0 K: 0 S: 9	H: 0 LOB: 0 BB: 2 P: 13	R: 1 E: 1 K: 0 S: 9	H: 0 LOB: 1 BB: 2 P: 19	R: 0 E: 0 K: 2 S: 12	H: 0 LOB: 1 BB: 1 P: 21	1B: 4 2B: 0 3B: 0 HR: 1	SF: 0 SAC: 1 DP: 1 HBP: 0	WP: 1 PB: 0 SB: 1 CS: 1	PA: 35					
PITCHER	IP	WLS	BF	H	R	ER	SO	BB	IBB	HBP	BLK	WP	HR	S	P	ERA	WHIP										
32 Chris Volstad, R ERA: 6.31	7.0	L	26	5	2	1	6	0	0	0	0	0	1	66	92	1.29	0.714										
55 Alberto Cabrera, R ERA: 5.4	0.1		3	0	1	0	0	2	0	0	0	1	0	6	15	0.00	6.000										
16 Jeff Beliveau, L ERA: 4.58	0.2		1	0	0	0	0	0	0	0	0	0	0	3	4	0.00	0.000										
28 Michael Bowden, R ERA: 2.95	1.0		4	0	0	0	2	1	0	0	0	0	0	12	21	0.00	1.000										

Batter	1	2	3	4	5	6	7	8	9	AB	R	H	RBI	BB	SO	LOB	BOTTOM										
9 David DeJesus, L OBP: 0.350, SLG: 0.403	F7		15 CS		G3-1			E1		3	0	0	0	1	0	1	Houston Astros @ Chicago Cubs Wrigley Field, Chicago, IL Tue Oct 02 2012, 7:06 PM - 9:49 PM CDT Att: 33,168 - Clear - 61 F										
15 Darwin Barney, R OBP: 0.299, SLG: 0.354	G4-3		G5-3		G6-3			K		4	0	0	0	0	1	4											
44 Anthony Rizzo, L OBP: 0.342, SLG: 0.463	F8							K		4	0	0	0	0	2	1											
12 Alfonso Soriano, R OBP: 0.322, SLG: 0.499	K									4	0	1	0	0	1	0											
13 Starlin Castro, R OBP: 0.324, SLG: 0.433										4	0	2	0	0	0	0											
24 Luis Valbuena, L OBP: 0.310, SLG: 0.340	F7									3	0	0	0	1	2	3											
53 Wellington Castillo, R OBP: 0.337, SLG: 0.416	F8									4	0	0	0	0	1	4											
7 Brett Jackson, L OBP: 0.304, SLG: 0.350										2	0	1	0	1	1	0											
32 Chris Volstad, R OBP: 0.179, SLG: 0.179 55 Alberto Cabrera, R 16 Jeff Beliveau, L 17 Dave Sappelt, R 28 Michael Bowden, R										0	0	0	0	0	0	0											
Inning Stats	R: 0 E: 0 K: 0 S: 7	H: 0 LOB: 0 BB: 0 P: 10	R: 0 E: 0 K: 1 S: 11	H: 1 LOB: 1 BB: 0 P: 13	R: 0 E: 0 K: 0 S: 7	H: 0 LOB: 2 BB: 2 P: 15	R: 0 E: 0 K: 3 S: 13	H: 2 LOB: 0 BB: 0 P: 21	R: 0 E: 0 K: 0 S: 9	H: 1 LOB: 1 BB: 0 P: 15	R: 0 E: 0 K: 0 S: 5	H: 0 LOB: 0 BB: 0 P: 6	R: 0 E: 0 K: 2 S: 8	H: 0 LOB: 0 BB: 0 P: 10	R: 0 E: 1 K: 2 S: 13	H: 0 LOB: 1 BB: 0 P: 20		R: 0 E: 0 K: 0 S: 9	H: 0 LOB: 1 BB: 1 P: 13	1B: 2 2B: 2 3B: 0 HR: 0	SF: 0 SAC: 2 DP: 0 HBP: 0	WP: 0 PB: 0 SB: 0 CS: 2	PA: 34				
PITCHER	IP	WLS	BF	H	R	ER	SO	BB	IBB	HBP	BLK	WP	HR	S	P	ERA	WHIP										
20 Bud Norris, R ERA: 4.65	6.0	W	23	4	0	0	4	2	0	0	0	0	0	8	10	0.00	1.000										
63 Xavier Cedeño, L ERA: 3.77	1.0	H	3	0	0	0	2	0	0	0	0	0	0	3	5	0.00	0.000										
28 C.J. Fick, R ERA: 4.38	0.1	H	1	0	0	0	0	0	0	0	0	0	0	3	5	0.00	0.000										
53 Wesley Wright, L ERA: 3.27	0.2	H	3	0	0	0	2	0	0	0	0	0	0	10	15	0.00	0.000										
59 Wilton Lopez, R ERA: 2.17	1.0	S	4	0	0	0	0	1	0	0	0	0	0	9	13	0.00	1.000										

AB	30
R	3
H	5
RBI	2
BB	3
SO	8
LOB	10



livebaseballscores.com

